

Hockey/Hockey

Officials

Federation Internationale de Hockey (FIH)

President/president	Etienne Glichitch (FRA)
Secretary-General/secretaire-general	J.A. Calzado de Castro (ESP)
Technical Delegates/deleques techniques	G. Vijanathan (MAL) (Men/hommes) Mercedes Corbacho (ESP) (Women/femmes)

LAOOC Administrative Staff/Personnel Administratif de LAOOC

Comissioner/commissaire	Tom Kemp
Competition Director and Sports Manager/directeur du competition	Aaron Sher
Venue Manager/manager de la venue	Richard Berg

Participants/Participants

Women Femmes	Competitors Competiteurs	Countries Pays	Men Hommes	Competitors Competiteurs	Countries Pays
	96	6		192	12

Legend/Legende

+	substitute in/remplaçant	OT	overtime/prolongation
-	substitute out/remplacé	(P)	number of goals scored during penalty strokes competition/ nombre de buts margués durant la compétition de pénalties
*	did not play/n' a pas joué	P. CORNERS	penalty corners/corners de pénalité
F. GOALS	field goals/buts	P. STROKES	penalty strokes/pénalties

**Weingart Stadium,
East Los Angeles College,
Monterey Park (20,000)**





Hockey

Women/Championship Pool				Femmes/poule de championnat			
Results Match 01/July31				Resultats match 01/31 Juil			
HOL 2 - NZL 1							
NO	NAY	GOALS BUTS	NAME	NO	NAY	GOALS BUTS	NAME
HALF-TIME/MI-TEMPS (1-0)							
HOL				NZL			
01	De Beus, Bernadette	0		01	Murdoch, Lesley	0	
02	Pos, Alette	*		02	Tilden, Barbara	*	
03	Zegers, Margriet	0		03	Clinton, Mary	0	
04-	Willemse, Laurien	0		04-	Mc Leish, Susan	0	
05	Eysvogel, Marjolein	0		05	Thomson, Isobel	0	
06	Boekhorst, Josephine	1		06	Mackie, Sandra	0	
07	Benninga, Carina	0		07	Smith, Jillian	0	
08	Le Poole, Alexandra	0		08+	Goulding, Jane	0	
09+	Hillen, Francisca	0		09	Blackman, Robyn	0	
00	Van Doorn, Marieke	0		10	Martin, Jan	0	
11	Von Weiler, Sophie	*		11	Kohere, Harina	0	
12	Van Manen, Aletta	*		12	Mc Donald, Jennifer	1	
13	Hendriks, Irene	0		13	Haig, Shirley	*	
14	Sevens, Elisabeth	0		14	Thompson, Catherine	0	
15	Ohr, Martine	*		15	Elliott, Lesley	*	
16	Nieuwenhuizen, Anneloes	*		16	Arthur, Christine	*	

Women/Championship Pool				Femmes/poule de championnat			
Statistics Match 01/July31				Statistiques match 01/31 Juil			
HOL				NZL			
		1ST HALF	2ND DEMIE	TOTAL			TOTAL
SNOTS ON GOAL/LANCERS AU BUT							
		6	4	10			2 1 3
GOALS/BUTS							
		1	1	2			0 1 1
SNOTS MISSED/LANCERS RATES							
		0	0	0			2 1 3
FOULS/FAUTES							
		30	25	55			43 33 76
P.CORNERS AWARDED/COINS ACCORDES							
		2	5	7			1 1 2
P.CORNERS CONVERTED/COINS REUSSIS							
		0	1	1			0 0 0
REBOUNDS/RETOURS							
		0	0	0			0 0 0
P.STROKES AWARDED/COUPS PUN. ACCORDES							
		0	1	1			0 0 0
P.STROKES CONVERTED/COUPS PUN. REUSSIS							
		0	0	0			0 0 0
OFFSIDE/HORS JEU							
		2	3	5			3 0 3
WARNINGS/AVERTISSEMENTS							
		0	0	0			1 2 3
SUSPENSIONS/SUSPENSIONS							
		0	0	0			0 0 0
EXPULSIONS/EXPULSIONS							
		0	0	0			0 0 0
PLAYING TIME/DUREE : 35:22							

Women/Championship Pool				Femmes/poule de championnat			
Results Match 02/Aug.01				Resultats match 02/01 Aout			
AUS 2 - FRG 2							
NO	NAY	GOALS BUTS	NAME	NO	NAY	GOALS BUTS	NAME
HALF-TIME/MI-TEMPS (0-2)							
AUS				FRG			
01	Ireland, Kym	0		01	Thielemann, Ursula	*	
02	Tooth, Liane	*		02+	Drull, Elke	0	
03	Glossop, Pamela	0		03	Deininger, Beate	*	
04	Watkins, Susan	0		04	Moser, Christina	0	
05	Hillas, Lorraine	0		05-	Roth, Hella	0	
06	Leggatt, Robyn	0		06	Breiken, Dagmar	0	
07	Pisani, Sandra	1		07	Hagen, Birgit	0	
08	Gray, Penny	*		08-	Hahn, Birgit	0	
09	Holmes, Robyn	*		09-	Appel, Gabriele	0	
10	Buchanan, Sharon	1		10	Weiermann-Lietz, Andrea	0	
11	Aylmore, Marian	0		11	Lingnau, Corinna	1	
12	Pearce, Colleen	*		12	Koch, Martina	1	
13	Dorman, Loretta	0		13+	Schley, Gabriele	0	
14	Sunderland, Julene	0		14+	Ott, Patricia	0	
15	Heberle, Trisha	0		15	Schmid, Susanne	0	
16	Botfield, Evelyn	*		16	Landgraf, Sigrid	0	

Women/Championship Pool				Femmes/poule de championnat			
Statistics Match 02/Aug.01				Statistiques match 02/01 Aout			
AUS				FRG			
		1ST HALF	2ND DEMIE	TOTAL			TOTAL
SNOTS ON GOAL/LANCERS AU BUT							
		1	5	6			10 1 11
GOALS/BUTS							
		0	2	2			2 0 2
SNOTS MISSED/LANCERS RATES							
		1	0	1			2 0 2
FOULS/FAUTES							
		22	21	43			14 28 42
P.CORNERS AWARDED/COINS ACCORDES							
		1	4	5			10 2 12
P.CORNERS CONVERTED/COINS REUSSIS							
		0	0	0			1 0 1
REBOUNDS/RETOURS							
		1	0	1			0 0 0
P.STROKES AWARDED/COUPS PUN. ACCORDES							
		0	0	0			0 0 0
P.STROKES CONVERTED/COUPS PUN. REUSSIS							
		0	0	0			0 0 0
OFFSIDE/HORS JEU							
		2	0	2			1 0 1
WARNINGS/AVERTISSEMENTS							
		0	1	1			0 1 1
SUSPENSIONS/SUSPENSIONS							
		0	0	0			0 0 0
EXPULSIONS/EXPULSIONS							
		0	0	0			0 0 0
PLAYING TIME/DUREE : 36:30							

Hockey

Women/Championship Pool				Femmes/poule de championnat			
Results Match 03/Aug.01				Resultats match 03/01 Aout			
USA 4 - CAN 1							
NO	NAY	GOALS BUTS	NAME	NO	NAY	GOALS BUTS	NAME
HALF-TIME/MI-TEMPS (2-0)							
CAN				USA			
01	Lambert, Laurie	0		01	Cheeseman, Gwen	0	
02	Creelman, Sharon	0		02	Anders, Beth	3	
03+	Major, Jean	0		03+	Mc Gahey, Kathleen	0	
04-	Branchaud, Laura	0		04	Miller, Anita	0	
05+	Beecroft, Lynne	0		05+	Buggy, Regina	0	
06	Andrews, Shelley	0		06	Larson-Mason, Christine	0	
07	Stoyka, Darlene	1		07	Beglin, Beth	1	
08	Ellis, Phyllis	0		08+	Place, Marcella	0	
09+	Hewlett, Karen	0		09	Staver, Julie	0	
10	Virjee, Diane	0		10	Moyer, Diane	*	
11-	Wheatley, Terry	0		11	Johnson, Sheryl	0	
12	Bauer, Lisa	*		12-	Morett, Charlene	0	
13	Forshaw, Sheila	0		13	Shelton, Karen	0	
14	Bayes, Sharon	*		14-	Stauffer, Brenda	0	
15	Mackinnon, Zoe	0		15-	Milne, Leslie	0	
16-	Charlton, Nancy	0		16	Strong, Judy	*	

Women/Championship Pool				Femmes/poule de championnat			
Statistics Match 03/Aug.01				Statistiques match 03/01 Aout			
CAN				USA			
		1ST HALF	2ND DEMIE	TOTAL			TOTAL
SNOTS ON GOAL/LANCERS AU BUT							
		4	4	a			7 2 9
GOALS/BUTS							
		0	1	1			2 2 4
SNOTS MISSED/LANCERS RATES							
		0	1	1			0 1 1
FOULS/FAUTES							
		21	19	40			27 29 56
P.CORNERS AWARDED/COINS ACCORDES							
		6	2	a			5 2 7
P.CORNERS CONVERTED/COINS REUSSIS							
		0	0	0			2 1 3
REBOUNDS/RETOURS							
		0	0	0			0 0 0
P.STROKES AWARDED/COUPS PUN. ACCORDES							
		0	0	0			0 0 0
P.STROKES CONVERTED/COUPS PUN. REUSSIS							
		0	0	0			0 0 0
OFFSIDE/HORS JEU							
		1	0	1			0 1 1
WARNINGS/AVERTISSEMENTS							
		0	0	0			0 1 1
SUSPENSIONS/SUSPENSIONS							
		0	0	0			0 0 0
EXPULSIONS/EXPULSIONS							
		0	0	0			0 0 0
PLAYING TIME/DUREE : 32:55							

Women/Championship Pool				Femmes/poule de championnat			
Results Match 04/Aug.02				Resultats match 04/02 Aout			
AUS 3 - NZL 0							
NO	NAY	GOALS BUTS	NAME	NO	NAY	GOALS BUTS	NAME
HALF-TIME/MI-TEMPS (2-0)							
AUS				NZL			
01-	Ireland, Kym	0		01	Murdoch, Lesley	0	
02+	Tooth, Liane	0		02	Tilden, Barbara	*	
03-	Glossop, Pamela	0		03	Clinton, Mary	0	
04	Watkins, Susan	0		04+	Mc Leish, Susan	0	
05	Hillas, Lorraine	0		05-	Thomson, Isobel	0	
06	Leggatt, Robyn	0		06	Mackie, Sandra	0	
07	Pisani, Sandra	0		07	Smith, Jillian	0	
08	Gray, Penny	*		08	Goulding, Jane	0	
09	Holmes, Robyn	*		09	Blackman, Robyn	0	
10-	Buchanan, Sharon	1		10	Martin, Jan	0	
11	Aylmore, Marian	0		11-	Kohere, Harina	0	
12+	Pearce, Colleen	0		12	Mc Donald, Jennifer	0	
13	Dorman, Loretta	0		13-	Haig, Shirley	0	
14	Sunderland, Julene	1		14+	Thompson, Catherine	0	
15	Heberle, Trisha	1		15	Elliott, Lesley	*	
16+	Botfield, Evelyn	0		16+	Arthur, Christine	0	

Women/Championship Pool				Femmes/poule de championnat			
Statistics Match 04/Aug.02				Statistiques match 04/02 Aout			
AUS				NZL			
		1ST HALF	2ND DEMIE	TOTAL			TOTAL
SNOTS ON GOAL/LANCERS AU BUT							
		3	9	12			0 1 1
GOALS/BUTS							
		2	1	3			0 0 0
SNOTS MISSED/LANCERS RATES							
		2	1	3			1 1 2
FOULS/FAUTES							
		36	27	63			35 31 66
P.CORNERS AWARDED/COINS ACCORDES							
		5	4	9			1 2 3
P.CORNERS CONVERTED/COINS REUSSIS							
		1	0	1			0 0 0
REBOUNDS/RETOURS							
		0	0	0			0 0 0
P.STROKES AWARDED/COUPS PUN. ACCORDES							
		0	1	1			0 0 0
P.STROKES CONVERTED/COUPS PUN. REUSSIS							
		0	0	0			0 0 0
OFFSIDE/HORS JEU							
		1	0	1			2 0 2
WARNINGS/AVERTISSEMENTS							
		0	0	0			0 0 0
SUSPENSIONS/SUSPENSIONS							
		0	0	0			0 0 0
EXPULSIONS/EXPULSIONS							
		0	0	0			0 0 0
PLAYING TIME/DUREE : 37:37							



Women/Championship Pool
Results Match 05 / Aug. 03

Femmes/poule de championnat
Resultats match 05/03 Aout

HOL 2 - USA 1			
NO	NAME	GOALS BUTS	NO NAME GOALS BUTS
HALF-TIME/MI-TEMPS (1-0)			
HOL		USA	
01	De Beus, Bernadette	0	01 Cheeseman, Gwen 0
02	Pos, Alette	*	02 Anders, Beth 1
03	Zegers, Margriet	0	03+ Mc Gahey, Kathleen 0
04-	Willemse, Laurien	0	04 Miller, Anita 0
05	Eysvogel, Marjolein	0	05 Buggy, Regina *
06	Boekhorst, Josephine	1	06- Larson-Mason, Christine 0
07	Benninga, Carina	0	07- Beglin, Beth 0
08	Le Poole, Alexandra	0	08+ Place, Marcella 0
09	Hillen, Francisca	0	09 Staver, Julie 0
10	Van Doom, Marieke	1	10 Moyer, Diane *
11	Von Weiler, Sophie	0	11 Johnson, Sheryl 0
12	Van Manen, Aletta	*	12- Morett, Charlene 0
13	Hendriks, Irene	0	13 Shelton, Karen 0
14	Sevens, Elisabeth	0	14 Stauffer, Brenda 0
15	Ohr, Martine	*	15 Milne, Leslie 0
16	Nieuwenhuizen, Anneloes	*	16+ Strong, Judy 0

Women/Championship Pool
Results Match 07/Aug.04

Femmes/poule de championnat
Resultats match 07/04 Aout

USA 2 - NZL 0			
NO	NAME	GOALS BUTS	NO NAME GOALS BUTS
HALF-TIME/MI-TEMPS (1-0)			
NZL		USA	
01	Murdoch, Lesley	0	01- Cheeseman, Gwen 0
02	Tilden, Barbara	0	02 Anders, Beth 2
03	Clinton, Mary	0	03+ Mc Gahey, Kathleen 0
04	Mc Leish, Susan	0	04 Miller, Anita 0
05	Thomson, Isobel	0	05 Buggy, Regina *
06	Mackie, Sandra	0	06- Larson-Mason, Christine 0
07	Smith, Jillian	*	07 Beglin, Beth 0
08	Goulding, Jane	0	08 Place, Marcella *
09	Blackman, Robyn	0	09 Staver, Julie 0
10	Martin, Jan	0	10+ Moyer, Diane 0
11-	Kohere, Harina	0	11 Johnson, Sheryl 0
12	Mc Donald, Jennifer	0	12- Morett, Charlene 0
13-	Haig, Shirley	0	13 Shelton, Karen 0
14-	Thompson, Catherine	0	14 Stauffer, Brenda 0
15+	Elliott, Lesley	0	15 Milne, Leslie 0
16+	Arthur, Christine	0	16+ Strong, Judy 0

Women/Championship Pool
Statistics Match 05/Aug.03

Femmes/poule de championnat
Statistiques match 05/03 Aout

	HOL			USA		
	1ST	2ND	TOTAL	1ST	2ND	TOTAL
	HALF/DEMIE			HALF/DEMIE		
SHOTS ON GOAL/LANCERS AU BUT	2	4	6	1	7	a
GOALS/BUTS	1	1	2	0	1	1
SHOTS MISSED/LANCERS RATES	0	0	0	3	2	5
FOULS/FAUTES	44	43	87	28	32	60
P.CORNERS AWARDED/COINS ACCORDES	2	2	4	4	5	9
P.CORNERS CONVERTED/COINS REUSSIS	1	0	1	0	1	1
REBOUNDS/RETOURS	0	3	3	0	1	1
P.STROKES AWARDED/COUPS PUN. ACCORDES	0	1	1	0	0	0
P.STROKES CONVERTED/COUPS PUN. REUSSIS	0	1	1	0	0	0
OFFSIDE/HORS JEU	0	1	1	1	1	2
WARNINGS/AVERTISSEMENTS	1	1	2	0	0	0
SUSPENSIONS/SUSPENSIONS	0	0	0	0	0	0
EXPULSIONS/EXPULSIONS	0	0	0	0	0	0

PLAYING TIME/DUREE : 32:46

Women/Championship Pool
Statistics Match 07/Aug.04

Femmes/poule de championnat
Statistiques match 07/04 Aout

	NZL			USA		
	1ST	2ND	TOTAL	1ST	2ND	TOTAL
	HALF/DEMIE			HALF/DEMIE		
SHOTS ON GOAL/LANCERS AU BUT	2	2	4	3	2	5
GOALS/BUTS	0	0	0	1	1	2
SHOTS MISSED/LANCERS RATES	11	2	2	2	0	2
FOULS/FAUTES	32	23	55	33	41	74
P.CORNERS AWARDED/COINS ACCORDES	3	4	7	2	1	3
P.CORNERS CONVERTED/COINS REUSSIS	0	0	0	1	1	2
REBOUNDS/RETOURS	0	0	0	0	0	0
P.STROKES AWARDED/COUPS PUN. ACCORDES	0	0	0	0	0	0
P.STROKES CONVERTED/COUPS PUN. REUSSIS	0	0	0	0	0	0
OFFSIDE/HORS JEU	3	0	3	1	2	3
WARNINGS/AVERTISSEMENTS	0	0	0	0	2	2
SUSPENSIONS/SUSPENSIONS	0	0	0	0	0	0
EXPULSIONS/EXPULSIONS	0	0	0	0	0	0

PLAYING TIME/DUREE : 33:06

Women/Championship Pool
Results Match 06/Aug.03

Femmes/poule de championnat
Resultats match 08/03 Aout

FRG 3 - CAN 0			
NO	NAME	GOALS BUTS	NO NAME GOALS BUTS
HALF-TIME/MI-TEMPS (1-0)			
CAN		FRG	
01+	Lambert, Laurie	0	01 Thielemann, Ursula *
02-	Creelman, Sharon	0	02 Drull, Elke *
03	Major, Jean	0	03+ Deininger, Beate 0
04-	Branchaud, Laura	0	04 Moser, Christina 1
05	Beecroft, Lynne	0	05- Roth, Hella 0
06	Andrews, Shelley	0	06- Breiken, Dagmar 0
07	Stoyka, Darlene	0	07 Hagen, Birgit 0
08	Ellis, Phyllis	0	08 Hahn, Birgit 0
09+	Hewlett, Karen	0	09 Appel, Gabriele 1
10	Virjee, Diane	0	10 Weiermann-Lietz, Andrea 0
11-	Wheatley, Terry	0	11 Lingnau, Corinna 1
12+	Bauer, Lisa	0	12 Koch, Martina 0
13	Forshaw, Sheila	0	13+ Schley, Gabriele 1
14	Bayes, Sharon	*	14 Ott, Patricia 1
15	Mackinnon, Zoe	0	15 Schmid, Susanne 0
16	Charlton, Nancy	*	16 Landgraf, Sigrid 0

Women/Championship Pool
Results Match 08/Aug.05

Femmes/poule de championnat
Resultats match 08/05 Aout

HOL 6 - FRG 2			
NO	NAME	GOALS BUTS	NO NAME GOALS NUTS
HALF-TIME/MI-TEMPS (3-2)			
FRG		HOL	
01	Thielemann, Ursula	*	01- De Beus, Bernadette 0
02	Drull, Elke	*	02+ Pos, Alette 0
03	Deininger, Beate	*	03- Zegers, Margriet 0
04	Moser, Christina	0	04 Willemse, Laurien *
05	Roth, Hella	0	05 Eysvogel, Marjolein 1
06	Breiken, Dagmar	0	06 Boekhorst, Josephine 2
07	Hagen, Birgit	0	07- Benninga, Carina 0
08	Hahn, Birgit	0	08 Le Poole, Alexandra 0
09	Appel, Gabriele	0	09 Hillen, Francisca 0
10-	Weiermann-Lietz, Andrea	0	10 Van Boom, Marieke 1
11	Lingnau, Corinna	0	11 Von Weiler, Sophie 2
12	Koch, Martina	2	12+ Van Manen, Aletta 0
13	Schley, Gabriele	1	13 Hendriks, Irene 0
14+	Ott, Patricia	0	14 Sevens, Elisabeth 0
15	Schmid, Susanne	0	15 Ohr, Martine *
16	Landgraf, Sigrid	0	16+ Nieuwenhuizen, Anneloes 0

Women/Championship Pool
Statistics Match 06/Aug.03

Femmes/poule de championnat
Statistiques match 06/03 Aout

	CAN			FRG		
	1ST	2ND	TOTAL	1ST	2ND	TOTAL
	HALF/DEMIE			HALF/DEMIE		
SHOTS ON GOAL/LANCERS AU BUT	2	5	7	3	2	5
GOALS/BUTS	0	0	0	1	2	3
SHOTS MISSED/LANCERS RATES	1	1	2	1	1	2
FOULS/FAUTES	30	21	51	23	33	56
P.CORNERS AWARDED/COINS ACCORDES	2	a	10	21	3	3
P.CORNERS CONVERTED/COINS REUSSIS	0	0	0	0	1	1
REBOUNDS/RETOURS	0	0	0	0	0	0
P.STROKES AWARDED/COUPS PUN. ACCORDES	1	0	1	1	0	1
P.STROKES CONVERTED/COUPS PUN. REUSSIS	0	0	0	1	0	1
OFFSIDE/HORS JEU	2	2	4	0	0	0
WARNINGS/AVERTISSEMENTS	0	1	1	0	1	1
SUSPENSIONS/SUSPENSIONS	0	0	0	0	0	0
EXPULSIONS/EXPULSIONS	0	0	0	0	0	0

PLAYING TIME/DUREE : 35:22

Women/Championship Pool
Statistics Match 08/Aug.05

Femmes/poule de championnat
Statistiques match 08/05 Aout

	FRG			HOL		
	1ST	2ND	TOTAL	1ST	2ND	TOTAL
	HALF/DEMIE			HALF/DEMIE		
SHOTS ON GOAL/LANCERS AU GUT	4	1	5	8	6	14
GOALS/BUTS	2	0	2	3	3	6
SHOTS MISSED/LANCERS RATES	3	1	4	1	3	4
FOULS/FAUTES	22	28	50	31	33	64
P.CORNERS AWARDED/COINS ACCORDES	6	2	8	3	4	7
P.CORNERS CONVERTED/COINS REUSSIS	1	0	1	2	0	2
REBOUNDS/RETOURS	0	1	1	1	0	1
P.STROKES AWARDED/COUPS PUN. ACCORDES	0	0	0	0	1	1
P.STROKES CONVERTED/COUPS PUN. REUSSIS	0	0	0	0	1	1
OFFSIDE/HORS JEU	0	0	0	1	0	1
WARNINGS/AVERTISSEMENTS	1	0	1	1	0	1
SUSPENSIONS/SUSPENSIONS	0	0	0	0	0	0
EXPULSIONS/EXPULSIONS	0	0	0	0	0	0

PLAYING TIME/DUREE : 33:22

Hockey

Women/Championship Pool Results Match 09/Aug.05

CAN 2 - AUS 1		Femmes/poule de championnat	
NO	NAME	GOALS BUTS	NO NAME GOALS BUTS
HALF-TIME/MI-TEMPS (1-1)			
AUS		CAN	
01	Ireland, Kym	0	01 Lambert, Laurie *
02	Tooth, Liane	*	02 Creelman, Sharon *
03	Glossop, Pamela	0	03 Major, Jean 0
04-	Watkins, Susan	1	04 Branchaud, Laura 1
05	Hillas, Lorraine	0	05 Beecroft, Lynne 0
06	Leggatt, Robyn	0	06 Andrews, Shelley 0
07	Pisani, Sandra	0	07 Stoyka, Darlene 0
08	Gray, Penny	*	08 Ellis, Phyllis 0
09+	Holmes, Robyn	0	09 Hewlett, Karen *
10	Buchanan, Sharon	0	10 Virjee, Diane 0
11	Aylmore, Marian	0	11 Wheatley, Terry 0
12+	Pearce, Colleen	0	12 Bauer, Lisa *
13-	Dorman, Loretta	0	13 Forshaw, Sheila 1
14	Sunderland, Julene	0	14 Bayes, Sharon 0
15	Heberle, Trisha	0	15 Mackinnon, Zoe *
16	Botfield, Evelyn	*	16 Charlton, Nancy 0

Women/Championship Pool Statistics Match 09/Aug.05

	AUS			CAN		
	1ST HALF	2ND HALF	TOTAL	1ST HALF	2ND HALF	TOTAL
SHOTS ON GOAL/LANCERS AU BUT	1	3	4	2	2	4
GOALS/BUTS	1	0	1	1	1	2
SHOTS MISSED/LANCERS RATES	1	2	3	1	0	1
FOULS/FAUTES	18	22	40	33	27	60
P.CORNERS AWARDED/COINS ACCORDES	1	3	4	1	1	2
P.CORNERS CONVERTED/COINS REUSSIS	0	0	0	0	1	1
REBOUNDS/RETOURS	0	0	0	0	0	0
P.STROKES AWARDED/COUPS PUN. ACCORDES	0	0	0	0	0	0
P.STROKES CONVERTED/COUPS PUN. REUSSIS	0	0	0	0	0	0
OFFSIDE/HORS JEU	1	0	1	1	0	1
WARNINGS/AVERTISSEMENTS	0	0	0	0	0	0
SUSPENSIONS/SUSPENSIONS	0	0	0	0	0	0
EXPULSIONS/EXPULSIONS	0	0	0	0	0	0

PLAYING TIME/DUREE : 39:22

Women/Championship Pool Results Match 10/Aug.06

FRG 1 - NZL 0		Femmes/poule de championnat	
NO	NAME	GOALS BUTS	NO NAME GOALS BUTS
HALF-TIME/MI-TEMPS (0-0)			
FRG		NZL	
01	Thielemann, Ursula	0	01 Murdoch, Lesley 0
02	Drull, Elke	1	02 Tilden, Barbara *
03	Deiningner, Beate	*	03 Clinton, Mary 0
04	Moser, Christina	0	04 Mc Leish, Susan 0
05	Roth, Hella	0	05 Thomson, Isobel 0
06	Breiken, Dagmar	0	06 Mackie, Sandra 0
07	Hagen, Birgit	0	07+ Smith, Jillian 0
08	Hahn, Birgit	0	08- Goulding, Jane 0
09	Appel, Gabriele	0	09 Blackman, Robyn 0
10+	Weiermann-Lietz, Andrea	0	10- Martin, Jan 0
11	Lingnau, Corinna	0	11 Kohere, Harina *
12	Koch, Martina	0	12 Mc Donald, Jennifer 0
13+	Schley, Gabriele	0	13 Haig, Shirley *
14	Ott, Patricia	1	14 Thompson, Catherine 0
15	Schmid, Susanne	1	15 Elliott, Lesley 0
16-	Landgraf, Sigrid	0	16+ Arthur, Christine 0

Women/Championship Pool Statistics Match 10/Aug.06

	FRG			NZL		
	1ST HALF	2ND HALF	TOTAL	1ST HALF	2ND HALF	TOTAL
SHOTS ON GOAL/LANCERS AU BUT	7	2	9	0	2	2
GOALS/BUTS	0	1	1	0	0	0
SHOTS MISSED/LANCERS RATES	4	0	4	0	0	0
FOULS/FAUTES	32	37	69	34	19	53
P.CORNERS AWARDED/COINS ACCORDES	6	1	7	0	3	3
P.CORNERS CONVERTED/COINS REUSSIS	0	0	0	0	0	0
REBOUNDS/RETOURS	0	1	1	1	0	1
P.STROKES AWARDED/COUPS PUN. ACCORDES	0	0	0	0	0	0
P.STROKES CONVERTED/COUPS PUN. REUSSIS	0	0	0	0	0	0
OFFSIDE/HORS JEU	2	1	3	0	1	1
WARNINGS/AVERTISSEMENTS	0	0	0	0	1	1
SUSPENSIONS/SUSPENSIONS	0	0	0	0	0	0
EXPULSIONS/EXPULSIONS	0	0	0	0	0	0

PLAYING TIME/DUREE : 36:17

Hockey

Women/Championship Pool Results Match 11 /Aug. 07

CAN 2 - HOL 2		Femmes/poule de championnat	
NO	NAME	GOALS BUTS	NO NAME GOALS BUTS
HALF-TIME/MI-TEMPS (0-1)			
CAN		HOL	
01	Lambert, Laurie	*	01 De Beus, Bernadette 0
02	Creelman, Sharon	*	02 Pos, Alette *
03	Major, Jean	0	03 Zegers, Margriet 0
04	Branchaud, Laura	0	04+ Willemse, Laurien 1
05	Beecroft, Lynne	0	05 Eysvogel, Marjolein 0
06	Andrews, Shelley	0	06 Boekhorst, Josephine 0
07	Stoyka, Darlene	1	07 Benninga, Carina 0
08	Ellis, Phyllis	0	08 Le Poole, Alexandra 0
09	Hewlett, Karen	*	09- Hillen, Francisca 0
10	Virjee, Diane	0	10 Van Boom, Marieke 0
11	Wheatley, Terry	0	11 Von Weiler, Sophie 1
12	Bauer, Lisa	*	12 Van Manen, Aletta *
13	Forshaw, Sheila	1	13 Hendriks, Irene 0
14	Bayes, Sharon	0	14 Sevens, Elisabeth 0
15	Mackinnon, Zoe	*	15 Ohr, Martine *
16	Charlton, Nancy	0	16 Nieuwenhuizen, Anneloes *

Women/Championship Pool Statistics Match 11 /Aug. 07

	CAN			HOL		
	1ST HALF	2ND HALF	TOTAL	1ST HALF	2ND HALF	TOTAL
SHOTS ON GOAL/LANCERS AU BUT	2	5	7	6	12	18
GOALS/BUTS	0	2	2	1	1	2
SHOTS MISSED/LANCERS RATES	1	0	1	1	6	7
FOULS/FAUTES	26	42	68	35	22	57
P.CORNERS AWARDED/COINS ACCORDES	3	0	3	4	7	11
P.CORNERS CONVERTED/COINS REUSSIS	0	0	0	0	1	1
REBOUNDS/RETOURS	0	1	1	2	0	2
P.STROKES AWARDED/COUPS PUN. ACCORDES	0	0	0	0	0	0
P.STROKES CONVERTED/COUPS PUN. REUSSIS	0	0	0	0	0	0
OFFSIDE/HORS JEU	1	0	1	0	0	0
WARNINGS/AVERTISSEMENTS	0	0	0	0	0	0
SUSPENSIONS/SUSPENSIONS	0	0	0	0	0	0
EXPULSIONS/EXPULSIONS	0	0	0	0	0	0

PLAYING TIME/DUREE : 37:03

Women/Championship Pool Results Match 12/Aug.07

AUS 3 - USA 1		Femmes/poule de championnat	
NO	NAME	GOALS BUTS	NO NAME GOALS BUTS
HALF-TIME/MI-TEMPS (2-1)			
AUS		USA	
01	Ireland, Kym	0	01 Cheeseman, Gwen 0
02	Tooth, Liane	*	02 Anders, Beth 1
03	Glossop, Pamela	0	03+ Mc Gahey, Kathleen 0
04	Watkins, Susan	0	04 Miller, Anita 0
05	Hillas, Lorraine	0	05 Buggy, Regina *
06	Leggatt, Robyn	0	06- Larson-Mason, Christine 0
07	Pisani, Sandra	0	07 Beglin, Beth 0
08+	Gray, Penny	0	08+ Place, Marcella 0
09	Holmes, Robyn	*	09 Staver, Julie 0
10	Buchanan, Sharon	0	10 Moyer, Diane *
11	Aylmore, Marian	0	11 Johnson, Sheryl 0
12-	Pearce, Colleen	0	12- Morett, Charlene 0
13	Dorman, Loretta	1	13 Shelton, Karen 0
14	Sunderland, Julene	1	14- Stauffer, Brenda 0
15	Heberle, Trisha	2	15 Milne, Leslie 0
16	Botfield, Evelyn	*	16+ Strong, Judy 0

Women/Championship Pool Statistics Match 12/Aug.07

	AUS			USA		
	1ST HALF	2ND HALF	TOTAL	1ST HALF	2ND HALF	TOTAL
SHOTS ON GOAL/LANCERS AU BUT	2	3	5	7	4	11
GOALS/BUTS	2	1	3	1	0	1
SHOTS MISSED/LANCERS RATES	1	0	1	2	0	2
FOULS/FAUTES	31	32	63	27	41	68
P.CORNERS AWARDED/COINS ACCORDES	2	1	3	7	5	12
P.CORNERS CONVERTED/COINS REUSSIS	1	1	2	1	0	1
REBOUNDS/RETOURS	3	0	3	0	1	1
P.STROKES AWARDED/COUPS PUN. ACCORDES	0	0	0	0	0	0
P.STROKES CONVERTED/COUPS PUN. REUSSIS	0	0	0	0	0	0
OFFSIDE/HORS JEU	0	0	0	1	0	1
WARNINGS/AVERTISSEMENTS	0	1	1	1	0	1
SUSPENSIONS/SUSPENSIONS	0	0	0	0	0	0
EXPULSIONS/EXPULSIONS	0	0	0	0	0	0

PLAYING TIME/DUREE : 38:29



Women/Championship Pool
Results Match 13/Aug.09

Femmes/poule de championnat
Resultats match 13/09 Aout

FRG 1 - USA 1			
NO	NAME	GOALS BUTS	NO NAME GOALS BUTS
HALF-TIME/MI-TEMPS (0-1)			
FRG		USA	
01	Thielemann, Ursula	0	01 Cheeseman, Gwen 0
02	Droll, Elke	*	02 Anders, Beth 1
03	Deiningner, Beate	*	03+ Mc Gahey, Kathleen 0
04	Moser, Christina	0	04 Miller, Anita 0
05	Roth, Hella	0	05+ Buggy, Regina 0
06	Breiken, Dagmar	0	06 Larson-Mason, Christine 0
07	Hagen, Birgit	0	07 Beglin, Beth 0
08	Hahn, Birgit	1	08 Place, Marcella *
09	Appel, Gabriele	0	09- Staver, Julie 0
10	Weiermann-Lietz, Andrea	*	10 Moyer, Diane *
11	Lingnau, Corinna	0	11 Johnson, Sheryl 0
12	Koch, Martina	0	12- Morett, Charlene 0
13	Schley, Gabriele	*	13 Shelton, Karen 0
14	Ott, Patricia	0	14- Stauffer, Brenda 0
15	Schmid, Susanne	*	15 Milne, Leslie 0
16	Landgraf, Sigrid	0	16+ Strong, Judy 0

Women/Championship Pool
Statistics Match 13/Aug.09

Femmes/poule de championnat
Statistiques match 13/09 Aout

	FRG			USA		
	1ST HALF/DEMIE	2ND HALF/DEMIE	TOTAL	1ST HALF/DEMIE	2ND HALF/DEMIE	TOTAL
SNOTS ON GOAL/LANCERS AU BUT	4	4	8	2	3	5
GOALS/BUTS	0	1	1	1	0	1
SHOTS MISSED/LANCERS RATES	0	2	2	0	0	0
FOULS/FAUTES	30	33	63	53	35	88
P.CORNERS AWARDED/COINS ACCORDES	2	2	4	2	1	3
P.CORNERS CONVERTED/COINS REUSSIS	0	0	0	1	0	1
REBOUNDS/RETOURS	1	0	1	2	0	2
P.STROKES AWARDED/COUPS PUN. ACCORDES	0	0	0	0	0	0
P.STROKES CONVERTED/COUPS PUN. REUSSIS	0	0	0	0	0	0
OFFSIDE/HORS JEU	2	3	5	0	0	0
WARNINGS/AVERTISSEMENTS	0	1	1	0	3	3
SUSPENSIONS/SUSPENSIONS	0	0	0	0	0	0
EXPULSIONS/EXPULSIONS	0	0	0	0	0	0

PLAYING TIME/DUREE : 36:22

Women/Championship Pool
Results Match 14/Aug.10

Femmes/poule de championnat
Resultats match 14/10 Aout

CAN 4 - NZL 1			
NO	NAME	GOALS BUTS	NO NAME GOALS BUTS
HALF-TIME/MI-TEMPS (3-0)			
CAN		NZL	
01+	Lambert, Laurie	0	01 Murdoch, Lesley *
02	Creelman, Sharon	*	02 Tilden, Barbara 0
03-	Major, Jean	0	03 Clinton, Mary 1
04	Branchaud, Laura	1	04 Mc Leish, Susan 0
05	Becroft, Lynne	0	05 Thomson, Isobel 0
06	Andrews, Shelley	0	06 Mackie, Sandra 0
07	Stoyka, Darlene	1	07 Smith, Jillian *
08-	Ellis, Phyllis	0	08 Goulding, Jane 0
09+	Hewlett, Karen	0	09 Blackman, Robyn *
10	Virjee, Diane	0	10 Martin, Jan 0
11	Wheatley, Terry	1	11+ Kohere, Harina 0
12+	Bauer, Lisa	0	12 Mc Donald, Jennifer 0
13	Forsshaw, Sheila	1	13+ Haig, Shirley 0
14	Bayes, Sharon	0	14- Thompson, Catherine 0
15	Mackinnon, Zoe	*	15- Elliott, Lesley 0
16-	Charlton, Nancy	0	16 Arthur, Christine 0

Women/Championship Pool
Statistics Match 14/Aug.10

Femmes/poule de championnat
Statistiques match 14/10 Aout

	CAN			NZL		
	1ST HALF/DEMIE	2ND HALF/DEMIE	TOTAL	1ST HALF/DEMIE	2ND HALF/DEMIE	TOTAL
SHOTS ON GOAL/LANCERS AU BUT	5	7	12	1	2	3
GOALS/BUTS	3	1	4	0	1	1
SHOTS MISSED/LANCERS RATES	3	2	5	3	2	5
FOULS/FAUTES	27	41	68	31	34	65
P.CORNERS AWARDED/COINS ACCORDES	4	4	8	3	5	8
P.CORNERS CONVERTED/COINS REUSSIS	1	0	1	0	1	1
REBOUNDS/RETOURS	0	0	0	2	4	6
P.STROKES AWARDED/COUPS PUN. ACCORDES	1	0	1	0	0	0
P.STROKES CONVERTED/COUPS PUN. REUSSIS	1	0	1	0	0	0
OFFSIDE/HORS JEU	0	0	0	0	0	0
WARNINGS/AVERTISSEMENTS	0	0	0	0	0	0
SUSPENSIONS/SUSPENSIONS	0	0	0	0	0	0
EXPULSIONS/EXPULSIONS	0	0	0	0	0	0

PLAYING TIME/DUREE : 38:46

Women/Championship Pool
Results Match 15/Aug.10

Femmes/poule de championnat
Resultats match 15/10 Aout

HOL 2 - AUS 0			
NO	NAME	GOALS BUTS	NO NAME GOALS BUTS
HALF-TIME/MI-TEMPS (0-0)			
AUS		HOL	
01	Ireland, Kym	0	01 De Beus, Bernadette 0
02	Tooth, Liane	*	02 Pos, Alette *
03	Glossop, Pamela	0	03 Zegers, Margriet 0
04	Watkins, Susan	0	04+ Willemse, Laurien 0
05	Hillas, Lorraine	0	05- Eysvogel, Marjolein 0
06	Leggatt, Robyn	0	06 Boekhorst, Josephine 1
07	Pisani, Sandra	0	07 Benninga, Carina 0
08	Gray, Penny	*	08- Le Poole, Alexandra 0
09+	Holmes, Robyn	0	09 Hillen, Francisca 0
10	Buchanan, Sharon	0	10 Van Boom, Marieke 0
11	Aylmore, Marian	0	11 Von Weiler, Sophie 1
12-	Pearce, Colleen	0	12+ Van Manen, Aletta 0
13	Dorman, Loretta	*	13 Hendriks, Irene 0
14	Sunderland, Julene	0	14- Sevens, Elisabeth 0
15	Heberle, Trisha	0	15+ Ohr, Martine 0
16	Botfield, Evelyn	*	16 Nieuwenhuizen, Anneloes *

Women/Championship Pool
Statistics Match 15/Aug.10

Femmes/poule de championnat
Statistiques match 15/10 Aout

	AUS			HOL		
	1ST HALF/DEMIE	2ND HALF/DEMIE	TOTAL	1ST HALF/DEMIE	2ND HALF/DEMIE	TOTAL
SNOTS ON GOAL/LANCERS AU BUT	3	1	4	0	2	2
GOALS/BUTS	0	0	0	0	2	2
SHOTS MISSED/LANCERS RATES	0	2	2	1	0	1
FOULS/FAUTES	29	26	55	43	46	89
P.CORNERS AWARDED/COINS ACCORDES	1	5	6	2	4	6
P.CORNERS CONVERTED/COINS REUSSIS	0	0	0	0	2	2
REBOUNDS/RETOURS	0	0	0	1	1	2
P.STROKES AWARDED/COUPS PUN. ACCORDES	0	0	0	0	0	0
P.STROKES CONVERTED/COUPS PUN. REUSSIS	0	0	0	0	0	0
OFFSIDE/HORS JEU	1	0	1	2	1	3
WARNINGS/AVERTISSEMENTS	0	0	0	0	0	0
SUSPENSIONS/SUSPENSIONS	0	0	0	0	0	0
EXPULSIONS/EXPULSIONS	0	0	0	0	0	0

PLAYING TIME/DUREE : 38:46

Women/Championship Pool
Team Standing / Aug. 10

Femmes/poule de championnat
Classement des equipes / 10 Aout

COUNTRY PAYS	PLAYED JOUES	WON GAGNES	LOST PERDUS	TIED NULS	FOR AGAINST POUR CONTRE	POINTS
1 HOL	5	4	0	1	14 6	9
2 FRG	5	2	1	2	9 9	6
*3 USA	5	2	2	1	9 7	5
4 AUS	5	2	2	1	9 7	5
5 CAN	5	2	2	1	9 11	5
6 NZL	5	0	5	0	2 12	0

* = PENALTY STROKE COMPETITION FOR THE BRONZE MEDAL/
COMPETITION DE COUPS DE PENALTY POUR LA MEDAILLE DE BRONZE: AUS 5-USA 10

POOL PROGRESS/DEROULEMENT DE LA POULE

	HOL	NZL	AUS	FRG	CAN	USA
HOL	X	2- 1	2- 0	6- 2	2- 2	2- 1
NZL	1- 2	X	0- 3	0- 1	1- 4	0- 2
AUS	0- 2	3- 0	X	2- 2	1- 2	3- 1
FRG	2- 6	1- 0	2- 2	X	3- 0	1- 1
CAN	2- 2	4- 1	2- 1	0- 3	X	1- 4
USA	1- 2	2- 0	1- 3	1- 1	4- 1	X

Match Summary

Match Sommaire

MATCH	ATTENDANCE	
1 HOL 2 NZL 1	3,338	
2 AUS 2 FRG 2	2,594	
3 USA 4 CAN 1	4,735	
4 AUS 3 NZL 0	3,055	
5 HOL 2 USA 1	3,402	
6 FRG 3 CAN 0	5,062	
7 USA 2 NZL 0	10,300	
8 HOL 6 FRG 2	3,661	
9 CAN 2 AUS 1	8,916	
10 FRG 1 NZL 0	5,166	
11 CAN 2 HOL 2	5,463	
12 AUS 3 USA 1	8,350	
13 FRG 1 USA 1	12,331	
14 CAN 4 NZL 1	4,612	
15 HOL 2 AUS 0	7,693	

Hockey

Women/Championship Pool Scorer Standing / Aug. 10

RANK	CTRY	NAME	TOTAL	F. GOALS BUTS	P. STROKES COUPS PEN.	P. CORNERS COINS PEN.
1	USA	Anders, Beth	a	0	0	a
2	HOL	Boekhorst, Josephine	5	0	0	5
	HOL	Von Weiler, Sophie	5	4	0	1
4	CAN	Forshaw, Sheila	4	3	0	1
5	FRG	Koch, Martina	3	1	0	2
	AUS	Heberle, Trisha	3	0	0	3
	CAN	Stoyka, Darlene	3	2	1	0
a	AUS	Buchanan, Sharon	2	2	0	0
	FRG	Lingnau, Corinna	2	1	1	0
	HOL	Van Boom, Marieke	2	0	2	0
	AUS	Sunderland, Julene	2	2	0	0
	CAN	Branchaud, Laura	2	2	0	0
13	NZL	Mc Donald, Jennifer	1	1	0	0
	AUS	Pisani, Sandra	1	1	0	0
	USA	Beglin, Beth	1	1	0	0
	FRG	Appel, Gabriele	1	1	0	0
	FRG	Moser, Christina	1	0	0	1
	HOL	Eysvogel, Marjolein	1	1	0	0
	AUS	Watkins, Susan	1	1	0	0
	FRG	Ott, Patricia	1	1	0	0
	HOL	Willemse, Laurien	1	0	0	1
	FRG	Hahn, Birgit	1	1	0	0
	CAN	Wheatley, Terry	1	0	0	1
	NZL	Clinton, Mary	1	0	0	1
TOTAL			53	25	4	24

Hockey

Menn/Pool A Results Match 01/July29

AUS 5 - MAL 0				Hommes/poule a Resultats match 01/29 Juil			
NO	NAME	GOALS BUTS	ND	NAME	GOALS BUTS	ND	NAME
HALF-TIME/MI-TEMPS (1-0)							
AUS				MAL			
01-	Charlesworth, Richard	0	01	Zainal Abidin, Ahmad Fadz	0		
02	Irvine, James	0	02	Atan, Yahya	*		
03	Batch, Colin	0	03	Foo, Keat Seong	0		
04-	Bell, David	0	04	Kulwant Singh, Sukhyinder	0		
05	Berce, Adrian	*	05+	Chew, Michael	*		
06+	Boyce, Grant	*	06	Kyndan Singh, Sarjit Sing	0		
07	Davies, Craig	0	07	Van Huizen, Stephen G.	0		
08	Haselhurst, Peter	1	08-	Chet Singh, Jagjit Singh	0		
09	King, Treva	0	09	Bin-Krim, Boon Mustafa	0		
10	Leece, Terry	*	10	Nunis, Kevin C.	0		
11+	Mittton, Grant	*	11	Ow, Soon Kooi	0		
12+	Nobbs, Michael	*	12+	Tam, Cheo Sing	*		
13	Patmore, Nigel	0	13-	Murugasen, Shurentheran	0		
14-	Smith, Trevor	0	14	Poon, Fook Loke	0		
15	Snowden, Neil	0	15	Santa Maria, Colin Hugh	*		
16	Walsh, Terry	4	16	Abbas, Zulkiffi	*		

Men/Pool A Statistics Match 01/July29

AUS			MAL		
1ST HALF/DEMIE	2ND HALF/DEMIE	TOTAL	1ST HALF/DEMIE	2ND HALF/DEMIE	TOTAL
SHOTS ON GOAL/LANCERS AU BUT					
4	a	12	3	1	4
GOALS/BUTS					
1	4	5	0	0	0
SHOTS MISSED/LANCERS RATES					
0	1	1	0	0	0
FOULS/FAUTES					
39	26	65	36	a	42
P.CORNERS AWARDED/COINS ACCORDES					
2	1	3	3	1	4
P.CORNERS CONVERTED/COINS REUSSIS					
0	0	0	0	0	0
REBOUNDS/RETOURS					
0	0	0	1	0	1
P.STROKES AWARDED/COUPS PUN. ACCORDES					
0	0	0	1	0	1
P.STROKES CONVERTED/COUPS PUN. REUSSIS					
0	0	0	0	0	0
OFFSIDE/HORS JEU					
2	2	4	1	0	1
WARNINGS/AVERTISSEMENTS					
1	0	1	1	0	1
SUSPENSIONS/SUSPENSIONS					
0	0	0	1	0	1
EXPULSIONS/EXPULSIONS					
0	0	0	0	0	0
PLAYING TIME/DUREE : 39:43					

Menn/Pool A Results Match 02 /July 29

FRG 3 - ESP 1				Hommes/poule a Resultats match 02/29 Juil			
NO	NAME	GOALS BUTS	ND	NAME	GOALS BUTS	ND	NAME
HALF-TIME/MI-TEMPS (1-1)							
ESP				FRG			
01	Agut, Jose	0	01	Bassemir, Christian	0		
02	Cabot, Javier	0	02	Frank, Yobias	*		
03	Arbos, Juan	0	03	Hanel, Ulrich	0		
04	Gomez, Andres	0	04	Fischer, Carsten	1		
05	Peon, Juan Carlos	0	05+	Hurter, Joachim	0		
06	Arbos, Jaime	0	06-	Schmidt-Oppet, Ekkhard	0		
07	Cabot, Ricardo	*	07-	Krull, Reinhard	1		
08	Malgosa, Juan	0	08	Peter, Michael	1		
09-	Roca, Carlos	1	09	Blocher, Stefan	0		
10	Bordas, Mariano	0	10-	Keller, Andreas	0		
11+	Cobos, Ignacio	*	11+	Reck, Thomas	0		
12	Oliva, Jorge	*	12	Slawyk, Maekku	0		
13	Depaz, Miguel	0	13	Gunst, Thomas	*		
14	Escude, Ignacio	*	14	Dopp, Heiner	0		
15	Malgosa, Santiago	0	15	Fried, Volker	0		
16	Garcia, Jose Miguel	*	16+	Brinkmann, Dirk	0		

Men/Pool A Statistics Match 02/July 29

ESP			FRG		
1ST HALF/DEMIE	2ND HALF/DEMIE	TOTAL	1ST HALF/DEMIE	2ND HALF/DEMIE	TOTAL
SHOTS ON GOAL/LANCERS AU BUT					
6	2	a	1	2	3
GOALS/BUTS					
1	0	1	1	2	3
SHOTS MISSED/LANCERS RATES					
0	1	1	1	0	1
FOULS/FAUTES					
27	17	44	26	34	60
P.CORNERS AWARDED/COINS ACCORDES					
2	2	4	2	2	4
P.CORNERS CONVERTED/COINS REUSSIS					
0	0	0	1	1	2
REBOUNDS/RETOURS					
0	0	0	0	0	0
P.STROKES AWARDED/COUPS PUN. ACCORDES					
0	0	0	0	0	0
P.STROKES CONVERTED/COUPS PUN. REUSSIS					
0	0	0	0	0	0
OFFSIDE/HORS JEU					
0	1	1	0	0	0
WARNINGS/AVERTISSEMENTS					
1	0	1	1	0	1
SUSPENSIONS/SUSPENSIONS					
1	0	1	1	0	1
EXPULSIONS/EXPULSIONS					
0	0	0	0	0	0
PLAYING TIME/DUREE : 35:34					



Men/Pool A
Results Match 03/July29

Hommes/poule a
Resultats match 03/29 Juil

IND 5 - USA 1			
NO	NAME	GOALS BUTS	NO NAME GOALS BUTS
HALF-TIME/MI-TEMPS (2-1)			
IND		USA	
01	James, Romeo	0	01 Barakat, Mohammed
02	Topno, Manohar	0	02 Barrett, Ken
03	Sharma, Vineet Kumar	0	03+ Cox, Rawle
04	Maneypanda, Somaya	0	04- Fernandes, Trevor
05	Carvaho, Joaquimmartin	1	05 Gregg, Scott
06	Singh, Rajinder	*	06 Iqbal, Manzar
07	Kumar, Charanjit	1	07 Kraus, Michael
08	Femandis, Mervyn	2	08 Lipscher, Randy
09	Singh, Hardeep	0	09 Mc Michael, David
10	Mohd, Shahid	1	10 Newton, Gary
11	Zafar, Iqbal	0	11 Newton, Michael
12	Singh, Nila Komol	*	12 Spencer, Brian
13	Grewal, Iqbaljit	*	13 Stebbins, Morgan
14	Singh, Ravinder Pal	0	14 Stiles, Robert
15	Gomes, Marcellusmark	*	15 Stone, Andrew
16	Syed, Jalaludin	*	16 Traverso, Nigel

Men/Pool A
Statistics Match 03/July29

Hommes/poule a
Statistiques match 03/29 Juil

	IND			USA		
	1ST HALF/DEMIE	2ND HALF/DEMIE	TOTAL	1ST HALF/DEMIE	2ND HALF/DEMIE	TOTAL
SNOTS ON GOAL/LANCERS AU BUT	5	6	11	3	0	3
GOALS/BUTS	2	3	5	1	0	1
SNOTS MISSED/LANCERS RATES	0	2	2	0	0	0
FOULS/FAUTES	25	38	63	23	20	43
P.CORNERS AWARDED/COINS ACCORDES	4	2	6	2	2	4
P.CORNERS CONVERTED/COINS REUSSIS	0	0	0	0	0	0
REBOUNDS/RETOURS	0	0	0	0	0	0
P.STROKES AWARDED/COUPS PUN. ACCORDES	0	1	1	1	0	1
P.STROKES CONVERTED/COUPS PUN. REUSSIS	0	1	1	1	0	1
OFFSIDE/HORS JEU	1	3	4	1	0	1
WARNINGS/AVERTISSEMENTS	2	0	2	1	0	1
SUSPENSIONS/SUSPENSIONS	0	1	1	0	2	2
EXPULSIONS/EXPULSIONS	0	0	0	0	0	0

PLAYING TIME/DUREE : 37:41

Men/Pool B
Results Match 04/July30

Hommes/poule b
Resultats match 04/30 Juil

HOL 4 - CAN 1			
NO	NAME	GOALS BUTS	NO NAME GOALS BUTS
HALF-TIME/MI-TEMPS (2-1)			
CAN		HOL	
01	Austin, Julian	*	01 Hermans, Petrus
02	Goodwin, Ken	0	02+ Den Hartog, Arno
03	Caruso, Pat	*	03 Diepaveen, Cees Jan
04	Bissett, Dave	0	04 Pierik, Henricus
05	Burrows, Patrick	0	05 Doyer, Theodoor
06-	Smith, Rob	0	06 Van T Hek, Thomas
07	Sandhu, Neki	0	07 Van Asbeck, Peter
08	Cholakis, Ernest	0	08- Van Asbeck, Willem
09-	Hladky, William	0	09 Kruize, Hans
10	Chohan, Satinder	0	10 Kruize, Ties
11+	Fernades, Aaron	0	11 Steens, Ronaldus
12	Rutledge, Ross	1	12+ Kruize, Jan Hidde
13+	Plummer, Reg	0	13 Bos, Alexander
14-	Rai, Harbhajan	0	14- Bouwman, Roderik
15+	Macpherson, Bruce	0	15 Klaassen, Rene
16	Porrirt, Trevor	0	16 Van Grimbergen, Maarten

Men/Pool B
Statistics Match 04/July30

Hommes/poule b
Statistiques match 04/30 Juil

	CAN			HOL		
	1ST HALF/DEMIE	2ND HALF/DEMIE	TOTAL	1ST HALF/DEMIE	2ND HALF/DEMIE	TOTAL
SNOTS ON GOAL/LANCERS AU BUT	9	6	15	1	1	2
GOALS/BUTS	2	2	4	1	0	1
SNOTS MISSED/LANCERS RATES	2	1	3	0	3	3
FOULS/FAUTES	7	26	33	29	20	49
P.CORNERS AWARDED/COINS ACCORDES	4	2	6	0	2	2
P.CORNERS CONVERTED/COINS REUSSIS	0	0	0	0	0	0
REBOUNDS/RETOURS	0	0	0	3	1	4
P.STROKES AWARDED/COUPS PUN. ACCORDES	0	1	1	0	0	0
P.STROKES CONVERTED/COUPS PUN. REUSSIS	0	1	1	0	0	0
OFFSIDE/HORS JEU	0	0	0	1	1	2
WARNINGS/AVERTISSEMENTS	0	0	0	1	0	1
SUSPENSIONS/SUSPENSIONS	0	0	0	1	0	1
EXPULSIONS/EXPULSIONS	0	0	0	0	0	0

PLAYING TIME/DUREE : 38:16

Men/Pool B
Results Match 05/July30

Hommes/poule b
Resultats match 05/30 Juil

NZL 3 - PAK 3			
NO	NAME	GOALS BUTS	NO NAME GOALS BUTS
HALF-TIME/MI-TEMPS (1-1)			
NZL		PAK	
01	Archibald, Jeffrey	0	01 Moinuddin, G.
02	Bhikha, Husmukh	*	02 Zia, Qasim
03	Brown, Christopher	0	03 Ali, Nasir
04-	Camoutos, George	0	04 Rashid, A.
05	Daji, Peter	3	05 Mehmood, Ayaz
06+	Gallen, Laurence	0	06 Akhtar, Haem
07	Grimshaw, Stuart	0	07 Kaleemullah
08	Laurence, Trevor	*	08- Hussain, Manzoor
09	Mc Leod, Grant	0	09 Sardar, Hasan
10+	Miskimmin, Brent	0	10- Khan, Hanir
11	Miskimmin, Peter	0	11 Hameed, Khlid
12-	Parkin, Arthur	0	12 Khan, Shahid Ali
13	Patel, Ramesh	0	13 Dar, Tauqeer
14	Wilson, Robin	0	14 Ahmed, Ishtiaq
15	Marquet, Maurice	*	15+ Sherwani, Salleem
16	Sligo, Graham	0	16+ Ahmad, Mushtaq

Man/Pool B
Statistics Match 05/July30

Hommes/poule b
Statistiques match 05/30 Juil

	PAK			NZL		
	1ST HALF/DEMIE	2ND HALF/DEMIE	TOTAL	1ST HALF/DEMIE	2ND HALF/DEMIE	TOTAL
SNOTS ON GOAL/LANCERS AU BUT	7	6	13	3	5	8
GOALS/BUTS	1	2	3	1	2	3
SNOTS MISSED/LANCERS RATES	1	1	2	0	2	2
FOULS/FAUTES	36	23	59	30	19	49
P.CORNERS AWARDED/COINS ACCORDES	4	5	9	4	5	9
P.CORNERS CONVERTED/COINS REUSSIS	0	0	0	0	0	0
REBOUNDS/RETOURS	0	0	0	0	0	0
P.STROKES AWARDED/COUPS PUN. ACCORDES	0	0	0	0	0	0
P.STROKES CONVERTED/COUPS PUN. REUSSIS	0	0	0	0	0	0
OFFSIDE/HORS JEU	2	2	4	1	1	2
WARNINGS/AVERTISSEMENTS	1	1	2	0	0	0
SUSPENSIONS/SUSPENSIONS	0	0	0	0	0	0
EXPULSIONS/EXPULSIONS	0	0	0	0	0	0

PLAYING TIME/DUREE : 35:16

Men/Pool B
Results Match 08/July30

Hommes/poule b
Resultats match 09/30 Juil

GBR 2 - KEN 1			
NO	NAME	GOALS BUTS	NO NAME GOALS BUTS
HALF-TIME/MI-TEMPS (1-1)			
GBR		KEN	
01	Taylor, Ian	0	01 Oduol, Emmanuel
02	Pappin, Vervan	1	02 Akumu, Julius
03	Martin, Stephen	1	03 Alubaha, Lucas
04	Barber, Paul	0	04 Omondi, Michael
05	Catrail, Robert	0	05- Saini, Parminder
06	Potter, Jonathon	0	06 Panesar, Manjeet
07	Dodds, Richard	0	07- Panesar, Jitender
08	Mc Connell, William	0	08 Akatsa, Peter
09-	Hughes, Norman	0	09- Kular, Harvinder
10	Westcott, David	0	10 Otambo, Chris
11	Leman, Richard	*	11 Daved, Brajinder
12-	Batchelor, Stephen	0	12+ Fernandes, Raphael
13	Kerly, Sean	2	13 Chhabra, Sunil
14	Duthie, James	0	14+ Sehmi, Sarabjit
15+	Bhaura, Kulbir	0	15+ Otieno, Eric
16+	Precious, Mark	0	16 Mutinda, Julius

Menn/Pool B
Statistics Match 05/July30

Hommes/poule b
Statistiques match 06/30 Juil

	GBR			KEN		
	1ST HALF/DEMIE	2ND HALF/DEMIE	TOTAL	1ST HALF/DEMIE	2ND HALF/DEMIE	TOTAL
SNOTS ON GOAL/LANCERS AU BUT	2	4	6	3	1	4
GOALS/BUTS	1	1	2	1	0	1
SNOTS MISSED/LANCERS RATES	2	2	4	2	1	3
FOULS/FAUTES	39	37	76	31	36	67
P.CORNERS AWARDED/COINS ACCORDES	1	3	4	1	1	2
P.CORNERS CONVERTED/COINS REUSSIS	0	0	0	1	0	1
REBOUNDS/RETOURS	0	1	1	0	0	0
P.STROKES AWARDED/COUPS PUN. ACCORDES	0	0	0	0	0	0
P.STROKES CONVERTED/COUPS PUN. REUSSIS	0	0	0	0	0	0
OFFSIDE/HORS JEU	1	1	2	0	0	0
WARNINGS/AVERTISSEMENTS	0	0	0	1	2	3
SUSPENSIONS/SUSPENSIONS	0	0	0	0	1	1
EXPULSIONS/EXPULSIONS	0	0	0	0	0	0

PLAYING TIME/DUREE : 38:37

Hockey

Men/Pool A		Hommes/poule a	
Results Match 07/July31		Resultats match 07/31 Juil	
AUS 3 - ESP 1			
NO NAME	GOALS NO NAME	GOALS	NO NAME
	BUTS	BUTS	
HALF-TIME/MI-TEMPS (1-1)			
AUS		ESP	
01 Charlesworth, Richard	0	01 Agut, Jose	0
02 Irvine, James	1	02 Cabot, Javier	0
03 Batch, Colin	0	03 Arbos, Juan	0
04 Bell, David	0	04- Gomez, Andres	0
05 Berce, Adrian	*	05- Peon, JuanCarlos	0
06+ Boyce, Grant	0	06 Arbos, Jaime	0
07 Davies, Craig	0	07 Cabot, Ricardo	0
08 Haselhurst, Peter	1	08 Malgosa, Juan	0
09 King, Treva	0	09 Roca, Carlos	1
10+ Leece,Terry	0	10 Bordas, Mariano	0
11 Mitton, Grant	*	11+ Cobos, Ignacio	0
12 Nobbs, Michael	0	12+ Olivia, Jorge	0
13- Patmore, Nil	1	13 Depaz, Miquel	0
14- Smith, Trevor	0	14 Escude, Ignacio	*
15 Snowden, Neil	0	15 Malgosa, Santiago	0
16 Walsh, Terry	1	16 Garcia, Jose Miguel	*

Men/Pool A		Hommes/poule a	
Statistics Match 07/July31		Statistiques match 07/31 Juil	
	AUS	ESP	
	1ST 2ND TOTAL	1ST 2ND TOTAL	
	HALF/DEMIE	HALF/DEMIE	
SHOTS ON GOAL/LANCERS AU BUT	3 2 5	4 6 10	
GOALS/BUTS	1 2 3	1 0 1	
SHOTS MISSED/LANCERS RATES	7 2 9	1 1 2	
FOULS/FAUTES	24 22 46	28 22 50	
P.CORNERS AWARDED/COINS ACCORDES	1 3 4	2 0 2	
P.CORNERS CONVERTED/COINS REUSSIS	0 0 0	0 0 0	
REBOUNDS/RETOURS	0 0 0	0 0 0	
P.STROKES AWARDED/COUPS PUN. ACCORDES	0 0 0	0 0 0	
P.STROKES CONVERTED/COUPS PUN. REUSSIS	0 0 0	0 0 0	
OFFSIDE/HORS JEU	0 2 2	0 0 0	
WARNINGS/AVERTISSEMENTS	0 1 1	0 0 0	
SUSPENSIONS/SUSPENSIONS	0 1 1	0 0 0	
EXPULSIONS/EXPULSIONS	0 0 0	0 0 0	
PLAYING TIME/DUREE : 39:24			

Men/Pool A		Hommes/poule a	
Results Match 08/July31		Resultats match 08/31 Juil	
FRG 4 - USA 0			
NO NAME	GOALS NO NAME	GOALS	NO NAME
	BUTS	BUTS	
HALF-TIME/MI-TEMPS (3-0)			
FRG		USA	
01 Bassemir, Christian	1	01 Barakat, Mohammed	0
02 Frank, Yobias	0	02 Barrett, Ken	0
03 Hanel, Ulrich	0	03- Cox, Rawle	0
04- Fischer, Carsten	0	04+ Fernandes, Trevor	0
05+ Hurter, Joachim	0	05 Gregg, Scott	0
06 Schmidt-Oppet, Ekkhard	0	06 Iqbal, Manzar	0
07- Krull, Reinhard	0	07 Kraus, Michael	*
08 Peter, Michael	0	08 Lipscher, Randy	0
09 Blocher, Stefan	1	09 Mc Michael, David	0
10- Keller, Andreas	0	10 Newton, Gary	0
11+ Reck, Thomas	0	11 Newton, Michael	0
12 Slawyk, Maekku	1	12- Spencer, Brian	0
13+ Gunst, Thomas	0	13 Stebbins, Morgan	*
14 Dopp, Heiner	2	14 Stiles, Robert	1
15 Fried, Volker	0	15 Stone, Andrew	0
16 Brinkmann, Dirk	*	16+ Traverso, Nigel	0

Men/Pool A		Hommes/poule a	
Statistics Match 08/July31		Statistiques match 08/31 Juil	
	FRG	USA	
	1ST 2ND TOTAL	1ST 2ND TOTAL	
	HALF/DEMIE	HALF/DEMIE	
SHOTS ON GOAL/LANCERS AU BUT	7 5 12	4 1 5	
GOALS/BUTS	3 1 4	0 0 0	
SHOTS MISSED/LANCERS RATES	4 4 a	0 1 1	
FOULS/FAUTES	30 23 53	23 18 41	
P.CORNERS AWARDED/COINS ACCORDES	1 2 3	4 2 6	
P.CORNERS CONVERTED/COINS REUSSIS	0 0 0	0 0 0	
REBOUNDS/RETOURS	0 1 1	1 1 2	
P.STROKES AWARDED/COUPS PUN. ACCORDES	0 0 0	0 0 0	
P.STROKES CONVERTED/COUPS PUN. REUSSIS	0 0 0	0 0 0	
OFFSIDE/HORS JEU	1 2 3	0 1 1	
WARNINGS/AVERTISSEMENTS	1 0 1	0 0 0	
SUSPENSIONS/SUSPENSIONS	1 0 1	0 0 0	
EXPULSIONS/EXPULSIONS	0 0 0	0 0 0	
PLAYING TIME/DUREE : 41:11			

Hockey

Men/Pool A		Hommes/poule a	
Results Match 09/July31		Resultats match 09/31 Juil	
IND 3 - MAL 1			
NO NAME	GOALS NO NAME	GOALS	NO NAME
	BUTS	BUTS	
HALF-TIME/MI-TEMPS (1-1)			
IND		MAL	
01 James, Romeo	0	01 Zainal Abidin, Ahmad Fadz	0
02 Topno, Manohar	0	02 Atan, Yahya	0
03 Sharma, Vineet Kumar	3	03 Foo, Keat Seong	1
04 Maneypanda, Somaya	0	04 Kulwant Singh, Sukhyinder	*
05 Carvaho, Joaquimmartin	0	05+ Chew, Michael	0
06 Singh, Rajinder	0	06 Kyndan Singh, Sarjit Sing	0
07 Kumar, Charanjit	0	07 Van Huizen, Stephen G.	0
08 Fernandis, Mervyn	0	08 Chet Singh, Jagjit Singh	0
09 Singh, Hardeep	0	09+ Bin-Krim, Soon Mustafa	0
10- Mohd, Shahid	0	10 Nunis, Kevin C.	0
11 Zafar, Iqbal	0	11- Ow, Soon Kooi	0
12 Singh, Nila Komol	*	12+ Tam, Cheo Sing	0
13 Grewal, Iqbaljit	*	13- Murugasen, Shurentheran	0
14 Singh, Ravinder Pal	1	14 Poon, Fook Loke	0
15+ Gomes, Marcellusmark	0	15- Santa Maria, Colin Hugh	0
16 Syed, Jalaludin	1	16 Abbas, Zulkiffi	1

Men/Pool A		Hommes/poule a	
Statistics Match 09/July31		Statistiques match 09/31 Juil	
	IND	MAL	
	1ST 2ND TOTAL	1ST 2ND TOTAL	
	HALF/DEMIE	HALF/DEMIE	
SHOTS ON GOAL/LANCERS AU BUT	1 3 4	2 3 5	
GOALS/BUTS	1 2 3	1 0 1	
SHOTS MISSED/LANCERS RATES	3 1 4	1 0 1	
FOULS/FAUTES	17 23 40	33 36 69	
P.CORNERS AWARDED/COINS ACCORDES	2 2 4	2 1 3	
P.CORNERS CONVERTED/COINS REUSSIS	1 2 3	1 0 1	
REBOUNDS/RETOURS	0 0 0	0 0 0	
P.STROKES AWARDED/COUPS PUN. ACCORDES	0 0 0	0 0 0	
P.STROKES CONVERTED/COUPS PUN. REUSSIS	0 0 0	0 0 0	
OFFSIDE/HORS JEU	1 1 2	1 0 1	
WARNINGS/AVERTISSEMENTS	0 0 0	1 1 2	
SUSPENSIONS/SUSPENSIONS	0 4 4	0 1 1	
EXPULSIONS/EXPULSIONS	0 0 0	0 0 0	
PLAYING TIME/DUREE :			

Men/Pool B		Hommes/poule b	
Results Match 10/Aug.01		Resultats match 10/01 Aout	
HOL 3 - NZL 1			
NO NAME	GOALS NO NAME	GOALS	NO NAME
	BUTS	BUTS	
HALF-TIME/MI-TEMPS (1-0)			
HOL		NZL	
01 Hermans, Petrus	0	01 Archibald, Jeffrey	0
02 Den Hartog, Arno	*	02 Bhikha, Husmukh	*
03 Diepeveen, Cees Jan	0	03 Brown, Christopher	0
04 Pierik, Henricus	0	04 Carnoutsos, George	0
05+ Doyer, Theodoor	0	05- Daji, Peter	0
06 Van'Thek, Thomas	0	06+ Gallen, Laurence	0
07 Van Asbeck, Peter	0	07 Grimshaw, Stuart	0
08 Van Asbeck, Willem	0	08 Laurence, Trevor	*
09 Kruize, Hans	0	09 Mc Leod, Grant	1
10 Kruize, Ties	1	10 Miskimmin, Brent	*
11 Steens, Ronaldus	0	11 Miskimmin, Peter	0
12 Kruize, Jan Hidde	1	12 Parkin, Arthur	0
13 Bos, Alexander	1	13 Patel, Ramesh	0
14 Bouwman, Roderik	1	14 Wilson, Robin	0
15 Kiaassen, Rene	*	15 Marquet, Maurice	*
16 Van Grimbergen, Maarten	1	16 Sligo, Graham	0

Men/Pool B		Hommes/poule b	
Statistics Match 10/Aug.01		Statistiques match 10/01 Aout	
	HOL	NZL	
	1ST 2ND TOTAL	1ST 2ND TOTAL	
	HALF/DEMIE	HALF/DEMIE	
SHOTS ON GOAL/LANCERS AU BUT	5 2 7	0 3 3	
GOALS/BUTS	1 2 3	0 1 1	
SHOTS MISSED/LANCERS RATES	2 2 4	2 0 2	
FOULS/FAUTES	40 41 81	24 18 42	
P.CORNERS AWARDED/COINS ACCORDES	3 0 3	2 3 5	
P.CORNERS CONVERTED/COINS REUSSIS	1 0 1	0 1 1	
REBOUNDS/RETOURS	0 0 0	1 0 1	
P.STROKES AWARDED/COUPS PUN. ACCORDES	0 0 0	0 0 0	
P.STROKES CONVERTED/COUPS PUN. REUSSIS	0 0 0	0 0 0	
OFFSIDE/HORS JEU	1 1 2	0 0 0	
WARNINGS/AVERTISSEMENTS	1 0 1	0 0 0	
SUSPENSIONS/SUSPENSIONS	0 0 0	0 0 0	
EXPULSIONS/EXPULSIONS	0 0 0	0 0 0	
PLAYING TIME/DUREE : 41:19			



Men/Pool B
Results Match 11/Aug.01

Hommes/poule b
Resultats match 11/01 Aout

PAK 3 - KEN 0			
NO	NAME	GOALS BUTS	NO NAME BUTS
HALF-TIME/MI-TEMPS (3-0)			
KEN		PAK	
01	Oduol, Emmanuel	*	01 Moinuddin, G.
02	Akumu, Julius	0	02 Zia, Qasim
03	Alubaha, Lucas	0	03 Ali, Nasir
04	Omondi, Michael	0	04 Rashid, A.
05-	Saini, Parminder	0	05 Mehmood, Ayaz
06	Panesar, Manjeet	0	06 Akhtar, Naeem
07	Panesar, Jitender	0	07 Kaleemullah
08	Akatsa, Peter	0	08 Hussain, Manzoor
09	Kular, Harvinder	1	09 Sardar, Hasan
10	Otambo, Chris	0	10 Khan, Hanir
11	Daved, Brajinder	0	11- Hameed, Khlid
12+	Fernandes, Raphael	0	12 Khan, Shahid Ali
13-	Chhabra, Sunil	0	13 Dar, Tauqeer
14	Sehmi, Sarabjit	*	14 Ahmed, Ishtiaq
15+	Otieno, Eric	0	15 Sherwani, Salleem
16	Mutinda, Julius	0	16+ Ahmad, Mushtaq

Men/Pool B
Statistics Match 11/Aug.01

Hommes/poule b
Statistiques match 11/01 Aout

	KEN			PAK		
	1ST	2ND	TOTAL	1ST	2ND	TOTAL
	HALF/DEMIE			HALF/DEMIE		
SHOTS ON GOAL/LANCERS AU BUT	0	1	1	6	5	11
GOALS/BUTS	0	0	0	3	0	3
SHOTS MISSED/LANCERS RATES	0	0	0	3	3	6
FOULS/FAUTES	27	19	46	25	25	50
P.CORNERS AWARDED/COINS ACCORDES	2	1	3	2	2	4
P.CORNERS CONVERTED/COINS REUSSIS	0	0	0	0	0	0
REBOUNDS/RETOURS	1	0	1	0	0	0
P.STROKES AWARDED/COUPS PUN. ACCORDES	0	0	0	1	0	1
P.STROKES CONVERTED/COUPS PUN. REUSSIS	0	0	0	0	0	0
OFFSIDE/HORS JEU	0	0	0	1	2	3
WARNING/AVERTISSEMENTS	1	0	1	1	0	1
SUSPENSIONS/SUSPENSIONS	0	2	2	0	1	1
EXPULSIONS/EXPULSIONS	0	0	0	0	0	0

PLAYING TIME/DUREE : 42:37

Men/Pool B
Results Match 12/Aug.01

Hommes/poule b
Resultats match 12/01 Aout

GBR 3 - CAN 1			
NO	NAME	GOALS BUTS	NO NAME BUTS
HALF-TIME/MI-TEMPS (2-0)			
CAN		GBR	
01	Austin, Julian	*	01 Taylor, Ian
02	Goodwin, Ken	0	02 Pappin, Veryan
03+	Caruso, Pat	0	03 Martin, Stephen
04	Bissett, Dave	0	04 Barber, Paul
05	Burrows, Patrick	0	05 Cattrall, Robert
06	Smith, Rob	0	06 Potter, Jonathon
07	Sandhu, Neki	0	07 Dodds, Richard
08	Cholakis, Ernest	0	08 Mc Connell, William
09	Hladky, William	*	09- Hughes, Norman
10	Chohan, Satinder	0	10- Westcott, David
11+	Fernades, Aaron	0	11+ Leman, Richard
12	Rutledge, Ross	1	12 Batchelor, Stephen
13+	Plummer, Reg	0	13 Kerly, Sean
14-	Rai, Harbhajan	0	14 Duthie, James
15-	Macpherson, Bruce	0	15 Bhausa, Kulbir
16-	Porrirt, Trevor	0	16+ Precious, Mark

Men/Pool B
Statistics Match 12/Aug.01

Hommes/poule b
Statistiques match 12/01 Aout

	CAN			GBR		
	1ST	2ND	TOTAL	1ST	2ND	TOTAL
	HALF/DEMIE			HALF/DEMIE		
SHOTS ON GOAL/LANCERS AU BUT	2	2	4	4	3	7
GOALS/BUTS	0	1	1	2	1	3
SHOTS MISSED/LANCERS RATES	2	0	2	3	3	6
FOULS/FAUTES	31	26	57	22	21	43
P.CORNERS AWARDED/COINS ACCORDES	1	1	2	2	0	2
P.CORNERS CONVERTED/COINS REUSSIS	0	0	0	1	0	1
REBOUNDS/RETOURS	0	0	0	0	0	0
P.STROKES AWARDED/COUPS PUN. ACCORDES	0	0	0	0	0	0
P.STROKES CONVERTED/COUPS PUN. REUSSIS	0	0	0	0	0	0
OFFSIDE/HORS JEU	1	1	2	0	1	1
WARNING/AVERTISSEMENTS	0	0	0	0	0	0
SUSPENSIONS/SUSPENSIONS	0	0	0	0	0	0
EXPULSIONS/EXPULSIONS	0	0	0	0	0	0

PLAYING TIME/DUREE : 39:05

Menn/Pool A
Results Match 13/Aug.02

Hommes/poule a
Resultats match 13/02 Aout

IND 4 - ESP 3			
NO	NAME	GOALS BUTS	NO NAME BUTS
HALF-TIME/MI-TEMPS (2-0)			
ESP		IND	
01	Agut, Jose	0	01 James, Romeo
02	Cabot, Javier	0	02 Topno, Manohar
03	Arbos, Juan	0	03 Sharma, Vineet Kumar
04	Gomez, Andres	*	04 Maneypanda, Somaya
05+	Peon, Juan Carlos	0	05 Carvaho, Joaquimmartin
06	Arbos, Jaime	2	06 Singh, Rajinder
07	Cabot, Ricardo	0	07 Kumar, Charanjii
08	Malgosa, Juan	0	08 Fernandis, Mervyn
09-	Roca, Carlos	0	09 Singh, Hardeep
10	Bordas, Mariano	0	10 Mohd ,Shahid
11	Cobos, Ignacio	0	11 Zafar, Iqbal
12	Olivia, Jorge	*	12 Singh, Nila Komol
13	Depaz, Miguel	0	13 Grewal, Iqbaljit
14	Escude, Ignacio	*	14 Singh, Ravinder Pal
15	Malgosa, Santiago	1	15 Gomes, Marcullusmark
16	Garcia, Jose Miguel	*	16 Syed, Jalaludin

Men/Pool A
Statistics Match 13/Aug.02

Hommes/poule a
Statistiques match 13/02 Aout

	ESP			IND		
	1ST	2ND	TOTAL	1ST	2ND	TOTAL
	HALF/DEMIE			HALF/DEMIE		
SHOTS ON GOAL/LANCERS AU BUT	0	4	4	2	4	6
GOALS/BUTS	0	3	3	2	2	4
SHOTS MISSED/LANCERS RATES	1	0	1	0	0	0
FOULS/FAUTES	32	30	62	25	24	49
P.CORNERS AWARDED/COINS ACCORDES	0	2	2	0	1	1
P.CORNERS CONVERTED/COINS REUSSIS	0	2	2	0	0	0
REBOUNDS/RETOURS	0	0	0	0	0	0
P.STROKES AWARDED/COUPS PUN. ACCORDES	0	0	0	0	0	0
P.STROKES CONVERTED/COUPS PUN. REUSSIS	0	0	0	0	0	0
OFFSIDE/HORS JEU	0	1	1	5	1	6
WARNING/AVERTISSEMENTS	0	1	1	2	2	4
SUSPENSIONS/SUSPENSIONS	0	1	1	0	0	0
EXPULSIONS/EXPULSIONS	0	0	0	0	0	0

PLAYING TIME/DUREE : 39:06

Men/Pool A
Results Match 14/Aug.02

Hommes/poule a
Resultats match 14/02 Aout

MAL 4 - USA 1			
NO	NAME	GOALS BUTS	NO NAME BUTS
HALF-TIME/MI-TEMPS (2-1)			
MAL		USA	
01	Zainal Abidin, Ahmad Fadz	*	01 Barakat, Mohammed
02	Atan, Yahya	0	02 Barrett, Ken
03	Foo, Keat Seong	0	03+ Cox, Rawle
04	Kulwant Singh, Sukhyinder	*	04- Fernandes, Trevor
05	Chew, Michael	1	05+ Gregg, Scott
06	Kyndan Singh, Sarjit Sing	1	06 Iqbal, Manzar
07	Van Huizen, Stephen G.	0	07- Kraus, Michael
08	Chet Singh, Jagjit Singh	0	08 Lipscher, Bandy
09+	Bin-Krim, Boon Mustafa	0	09 Mc Michael, David
10-	Nunis, Kevin C.	0	10 Newton, Gary
11	Ow, Boon Kooi	*	11 Newton, Michael
12	Tam, Cheo Sing	2	12 Spencer, Brian
13+	Murugasen, Shurentheran	0	13 Stebbins, Morgan
14	Poon, Fook Loke	0	14 Stiles, Robert
15-	Santa Maria, Colin Hugh	0	15 Stone, Andrew
16	Abbas, Zulkifli	0	16 Traverso, Nigel

Mann/Pool A
Statistics Match 14/Aug.02

Hommes/poule a
Statistiques match 14/02 Aout

	MAL			USA		
	1ST	2ND	TOTAL	1ST	2ND	TOTAL
	HALF/DEMIE			HALF/DEMIE		
SHOTS ON GOAL/LANCERS AU BUT	4	1	2	1	0	1
GOALS/BUTS	2	2	4	1	0	1
SHOTS MISSED/LANCERS RATES	4	1	5	0	0	0
FOULS/FAUTES	18	26	44	31	27	58
P.CORNERS AWARDED/COINS ACCORDES	6	3	9	0	0	0
P.CORNERS CONVERTED/COINS REUSSIS	1	0	1	0	0	0
REBOUNDS/RETOURS	0	0	0	2	0	2
P.STROKES AWARDED/COUPS PUN. ACCORDES	0	1	1	0	0	0
P.STROKES CONVERTED/COUPS PUN. REUSSIS	0	1	1	0	0	0
OFFSIDE/HORS JEU	1	0	1	0	0	0
WARNING/AVERTISSEMENTS	0	0	0	1	0	1
SUSPENSIONS/SUSPENSIONS	1	0	1	0	0	0
EXPULSIONS/EXPULSIONS	0	0	0	0	0	0

PLAYING TIME/DUREE : 37:30

Hockey

Men/Pool A			Hommes/poule a		
Results Match 15/Aug.02			Resultats match 15/02 Aout		
AUS 3 - FRG 0					
NO	NAME	GOALS BUTS	NO	NAME	GOALS BUTS
HALF-TIME/MI-TEMPS (0-0)					
AUS			FRG		
01	Charlesworth, Richard	0	01	Bassemir, Christian	0
02	Irvine, James	*	02	Frank, Yobias	*
03	Batch, Colin	0	03	Hanel, Ulrich	0
04	Bell, David	0	04	Fischer, Carsten	0
05+	Berce, Adrian	0	05-	Hurter, Joachim	0
06+	Boyce, Grant	0	06	Schmidt-Oppet, Ekkhard	0
07	Davies, Craig	0	07	Krull, Reinhard	1
08	Haselhurst, Peter	1	08	Peter, Michael	0
09	King, Treva	0	09	Blocher, Stefan	0
10	Leza, Terry	*	10-	Keller, Andreas	0
11	Mitton, Grant	*	11+	Reck, Thomas	0
12	Hobbs, Michael	0	12	Slawy, Maekku	0
13	Patmore, Nigel	1	13	Gunst, Thomas	*
14	Smith, Trevor	0	14	Dopp, Heiner	0
15-	Snowden, Neil	0	15	Fried, Volker	0
16-	Walsh, Terry	1	16+	Brinkmann, Dirk	0

Men/Pool A			Hommes/poule a		
Statistics Match 15/Aug.02			Statistiques match 15/02 Aout		
AUS			FRG		
	1ST HALF	2ND HALF	TOTAL	1ST HALF	2ND HALF
SNOTS ON GOAL/LANCERS AU BUT					
	6	6	12	11	2
GOALS/BUTS					
	0	3	3	0	0
SNOTS MISSED/LANCERS RATES					
	0	4	4	2	0
FOULS/FAUTES					
	21	25	46	27	49
P.CORNERS AWARDED/COINS ACCORDES					
	2	3	5	0	1
P.CORNERS CONVERTED/COINS REUSSIS					
	0	0	0	0	0
REBOUNDS/RETOURS					
	0	0	0	0	0
P.STROKES AWARDED/COUPS PUN. ACCORDES					
	0	0	0	0	0
P.STROKES CONVERTED/COUPS PUN. REUSSIS					
	0	0	0	0	0
OFFSIDE/HORS JEU					
	0	3	3	0	0
WARNINGS/AVERTISSEMENTS					
	11		2	31	4
SUSPENSIONS/SUSPENSIONS					
	1	0	1	1	0
EXPULSIONS/EXPULSIONS					
	0	0	0	0	0
PLAYING TIME/DUREE : 39:18					

Men/Pool B			Hommes/poule b		
Results Match 16/Aug.03			Resultats match 16/03 Aout		
KEN 3 - CAN 2					
NO	NAME	GOALS BUTS	NO	NAME	GOALS BUTS
HALF-TIME/MI-TEMPS (1-1)					
CAN			KEN		
01	Austin, Julian	*	01-	Oduol, Emmanuel	0
02	Goodwin, Ken	0	02	Akumu, Julius	0
03	Caruso, Pat	*	03	Alubaha, Lucas	0
04	Bissett, Dave	0	04	Omondi, Michael	0
05	Burrows, Patrick	0	05	Saini, Parminder	2
06	Smith, Rob	0	06	Panesar, Manjeet	0
07	Sandhu, Neki	0	07	Panesar, Jitender	0
08	Cholakis, Ernest	0	08	Akatsa, Peter	0
09	Hladky, William	*	09-	Kular, Harvinder	0
10	Chohan, Satinder	0	10	Otambo, Chis	1
11	Fernades, Aaron	0	11	Daved, Brajinder	0
12	Rutledge, Ross	2	12+	Fernandes, Raphael	0
13	Plummer, Reg	0	13	Chhabra, Sunil	*
14-	Rai, Harbhajan	0	14	Sehmi, Sarajit	*
15	Macpherson, Bruce	*	15	Otieno, Eric	*
16+	Porritt, Trevor	0	16+	Mutinda, Julius	0

Men/Pool B			Hommes/poule b		
Statistics Match 15/Aug.03			Statistiques match 16/03 Aout		
CAN			KEN		
	1ST HALF	2ND HALF	TOTAL	1ST HALF	2ND HALF
SNOTS ON GOAL/LANCERS AU BUT					
	4	3	7	1	7
GOALS/BUTS					
	1	1	2	1	2
SNOTS MISSED/LANCERS RATES					
	0	2	2	0	5
FOULS/FAUTES					
	29	21	50	25	26
P.CORNERS AWARDED/COINS ACCORDES					
	3	6	9	0	0
P.CORNERS CONVERTED/COINS REUSSIS					
	0	1	1	0	0
REBOUNDS/RETOURS					
	0	1	1	0	0
P.STROKES AWARDED/COUPS PUN. ACCORDES					
	0	0	0	0	1
P.STROKES CONVERTED/COUPS PUN. FEUSSIS					
	0	0	0	0	1
OFFSIDE/HORS JEU					
	0	2	2	0	0
WARNINGS/AVERTISSEMENTS					
	1	1	2	0	0
SUSPENSIONS/SUSPENSIONS					
	0	0	0	0	0
EXPULSIONS/EXPULSIONS					
	0	0	0	0	0
PLAYING TIME/DUREE : 39:05					

Hockey

Men/Pool B			Hommes/poule b		
Results Match 17/Aug.03			Resultats match 17/03 Aout		
GBR 1 - NZL 0					
NO	NAME	GOALS BUTS	NO	NAME	GOALS BUTS
HALF-TIME/MI-TEMPS (1-0)					
GBR			NZL		
01	Taylor, Ian	0	01	Archibald, Jeffrey	0
02	Pappin, Veryan	*	02	Bhikha, Husmukh	*
03	Martin, Stephen	*	03	Brown, Christopher	0
04	Barber, Paul	0	04	Carnoutsos, George	0
05	Cattrall, Robert	1	05	Daji, Peter	0
06	Potter, Jonathon	0	06	Gallen, Laurence	*
07	Dodds, Richard	0	07+	Grimshaw, Stuart	0
08	Mc Connell, William	0	08	Laurence, Trevor	*
09	Hughes, Norman	0	09	Mc Leod, Grant	0
10-	Westcott, David	0	10	Miskimmin, Brent	0
11	Leman, Richard	1	11	Miskimmin, Peter	0
12	Batchelor, Stephen	0	12-	Parkin, Arthur	0
13-	Kerly, Bean	0	13	Patel, Ramesh	0
14	Duthie, James	0	14	Wilson, Robin	0
15+	Bhaura, Kulbir	0	15	Marquet, Maurice	0
16+	Precious, Mark	0	16	Sligo, Graham	*

Men/Pool B			Hommes/poule b		
Statistics Match 17/Aug.03			Statistiques match 17/03 Aout		
GBR			NZL		
	1ST HALF	2ND HALF	TOTAL	1ST HALF	2ND HALF
SNOTS ON GOAL/LANCERS AU BUT					
	1	1	2	1	2
GOALS/BUTS					
	1	0	1	0	0
SNOTS MISSED/LANCERS RATES					
	1	3	4	1	2
FOULS/FAUTES					
	30	38	68	24	27
P.CORNERS AWARDED/COINS ACCORDES					
	1	1	2	1	3
P.CORNERS CONVERTED/COINS REUSSIS					
	1	0	1	0	0
REBOUNDS/RETOURS					
	0	1	1	0	1
P.STROKES AWARDED/COUPS PUN. ACCORDES					
	0	0	0	0	0
P.STROKES CONVERTED/COUPS PUN. REUSSIS					
	0	0	0	0	0
OFFSIDE/HORS JEU					
	0	0	0	1	1
WARNINGS/AVERTISSEMENTS					
	1	1	2	1	0
SUSPENSIONS/SUSPENSIONS					
	1	1	2	0	0
EXPULSIONS/EXPULSIONS					
	0	0	0	0	0
PLAYING TIME/DUREE : 39:30					

Men/Pool B			Hommes/poule b		
Results Match 18/Aug.03			Resultats match 18/03 Aout		
HOL 3 - PAK 3					
NO	NAME	GOALS BUTS	NO	NAME	GOALS BUTS
HALF-TIME/MI-TEMPS (2-1)					
HOL			PAK		
01	Hermans, Petrus	0	01	Moinuddin, G.	0
02	Den Hartog, Arno	*	02+	Zia, Qasim	0
03	Diepeveen, Cees Jan	0	03	Ali, Nasir	0
04	Pierik, Henricus	0	04	Rashid, A.	0
05	Doyer, Theodoor	1	05	Mehmood, Ayaz	0
06	VanT Hek, Thomas	1	06-	Akhtar, Naeem	0
07	Van Asbeck, Peter	0	07	Kaleemullah	0
08	Van Asbeck, Willem	0	08	Hussain, Manzoor	1
09	Kruize, Hans	0	09	Sardar, Hasan	1
10	Kruize, Ties	1	10	Khan, Hanir	0
11	Steens, Ronaldus	0	11	Hameed, Khlid	1
12	Kruize, Jan Hidde	1	12	Khan, Shahid Ali	*
13	Bos, Alexander	*	13-	Dar, Tauqeer	0
14	Bouwman, Roderik	*	14+	Ahmed, Ishtiaq	0
15	Klaassen, Rene	*	15	Sherwani, Salleem	*
16	Van Grimbergen, Maarten	0	16	Ahmad, Mushtaq	*

Men/Pool B			Hommes/poule b		
Statistics Match 18/Aug.03			Statistiques match 18/03 Aout		
HOL			PAK		
	1ST HALF	2ND HALF	TOTAL	1ST HALF	2ND HALF
SNOTS ON GOAL/LANCERS AU BUT					
	5	4	9	2	3
GOALS/BUTS					
	2	1	3	1	2
SNOTS MISSED/LANCERS RATES					
	0	2	2	1	2
FOULS/FAUTES					
	21	32	53	21	23
P.CORNERS AWARDED/COINS ACCORDES					
	2	1	3	4	1
P.CORNERS CONVERTED/COINS REUSSIS					
	0	0	0	1	0
REBOUNDS/RETOURS					
	0	0	0	0	0
P.STROKES AWARDED/COUPS PUN. ACCORDES					
	1	0	1	0	0
P.STROKES CONVERTED/COUPS PUN. REUSSIS					
	1	0	1	0	0
OFFSIDE/HORS JEU					
	0	3	3	0	0
WARNINGS/AVERTISSEMENTS					
	1	0	1	0	0
SUSPENSIONS/SUSPENSIONS					
	0	0	0	1	0
EXPULSIONS/EXPULSIONS					
	0	0	0	0	0
PLAYING TIME/DUREE : 41:34					



Men/Pool A
Results Match 19/Aug.04

Hommes/poule a
Resultats match 19/04 Aout

FRG 5 - MAL 0			
NO	NAME	GOALS BUTS	NO NAME GOALS BUTS
HALF-TIME/MI-TEMPS (2-0)			
FRG		MAL	
01	Bassemir, Christian	1	01 Zainal Abidin, Ahmad Fadz 0
02	Frank, Yobias	0	02 Atan, Yahya 0
03	Hanel, Ulrich	0	03 Foo, Keat Seong 0
04	Fischer, Carsten	1	04 Kulwant Singh, Sukhyinder *
05+	Hurter, Joachim	0	05 Chew, Michael 0
06	Schmidt-Oppet, Ekkhard	0	06 Kyndan Singh, Sarjit Sing 0
07+	Krull, Reinhard	0	07 VanHuizen, Stephen G. 0
08	Peter, Michael	0	08 Chet Singh, Jagjit Singh 0
09-	Biocher, Stefan	1	09+ Bin-Krim, Boon Mustafa 0
10-	Keller, Andreas	0	10- Nunis, Kevin C. 0
11	Reck, Thomas	1	11 Ow, Soon Kooi *
12	Slawyk, Maekku	0	12 Tam, Cheo Sing 0
13	Gunst, Thomas	*	13+ Murugasen, Shurentheran 0
14	Dopp, Heiner	2	14 Poon, Fook Loke 0
15	Fried, Volker	0	15- Santa Maria, Colin Hugh 0
16	Brinkmann, Dirk	*	16 Abbas, Zulkifli 1

Men/Pool A
Statistics Match 19/Aug.04

Hommes/poule a
Statistiques match 19/04 Aout

	FRG		MAL	
	1ST HALF/DEMIE	2ND TOTAL	1ST HALF/DEMIE	2ND TOTAL
SHOTS ON GOAL/LANCERS AU BUT	4	7	1	2
GOALS/BUTS	2	3	0	0
SHOTS MISSED/LANCERS RATES	0	4	0	0
FOULS/FAUTES	28	16	44	19
P.CORNERS AWARDED/COINS ACCORDES	1	4	5	0
P.CORNERS CONVERTED/COINS REUSSIS	0	1	1	0
REBOUNDS/RETOURS	0	1	1	3
P.STROKES AWARDED/COUPS PUN. ACCORDES	0	0	0	0
P.STROKES CONVERTED/COUPS PUN. REUSSIS	0	0	0	0
OFFSIDE/HORS JEU	1	1	2	1
WARNINGS/AVERTISSEMENTS	0	0	0	0
SUSPENSIONS/SUSPENSIONS	0	0	0	1
EXPULSIONS/EXPULSIONS	0	0	0	0

PLAYING TIME/DUREE : 39:12

Men/Pool A
Results Match 20/Aug.04

Hommes/poule a
Resultats match 20/04 Aout

AUS 4 - IND 2			
NO	NAME	GOALS BUTS	NO NAME GOALS BUTS
HALF-TIME/MI-TEMPS (1-0)			
AUS		IND	
01	Charlesworth, Richard	0	01 James, Romeo 0
02	Irvine, James	0	02 Topno, Manohar 0
03-	Batch, Colin	1	03 Sharma, Vineet Kumar 1
04-	Bell, David	0	04 Maneypanda, Somaya 0
05	Berce, Adrian	*	05 Carvaho, Joaquinmartin 1
06+	Boyce, Grant	0	06 Singh, Rajinder 0
07	Davies, Craig	1	07 Kumar, Charanjit 0
08	Haselhurst, Peter	0	08- Fernandis, Mervyn 0
09	King, Treva	0	09 Singh, Hardeep 0
10+	Leece, Terry	0	10 Mohd, Shahid 0
11+	Mitton, Grant	0	11 Zafar, Iqbal 0
12	Nobbs, Michael	*	12 Singh, Nila Komol *
13-	Patmore, Nigel	0	13 Grewal, Iqbaljit *
14	Smith, Trevor	0	14 Singh, Ravinder Pal 1
15	Snowden, Neil	0	15+ Gomes, Marcellusmark 0
16	Walsh, Terry	2	16 Syed, Jalaludin *

Men/Pool A
Statistics Match 20/Aug.04

Hommes/poule a
Statistiques match 20/04 Aout

	AUS		IND	
	1ST HALF/DEMIE	2ND TOTAL	1ST HALF/DEMIE	2ND TOTAL
SHOTS ON GOAL/LANCERS AU BUT	5	4	9	7
GOALS/BUTS	1	3	4	2
SHOTS MISSED/LANCERS RATES	0	3	3	5
FOULS/FAUTES	33	31	64	22
P.CORNERS AWARDED/COINS ACCORDES	3	2	5	7
P.CORNERS CONVERTED/COINS REUSSIS	1	0	1	1
REBOUNDS/RETOURS	1	1	2	1
P.STROKES AWARDED/COUPS PUN. ACCORDES	0	1	1	1
P.STROKES CONVERTED/COUPS PUN. REUSSIS	0	1	1	1
OFFSIDE/HORS JEU	0	1	1	1
WARNINGS/AVERTISSEMENTS	1	1	2	1
SUSPENSIONS/SUSPENSIONS	0	0	0	0
EXPULSIONS/EXPULSIONS	0	0	0	0

PLAYING TIME/DUREE : 39:27

Men/Pool A
Results Match 21/Aug.04

Hommes/poule a
Resultats match 21/04 Aout

ESP 3 - USA 1			
NO	NAME	GOALS BUTS	NO NAME GOALS BUTS
HALF-TIME/MI-TEMPS (1-1)			
ESP		USA	
01	Agut, Jose	0	01+ Barakat, Mohammed 0
02	Cabot, Javier	0	02 Barrett, Ken 0
03	Arbos, Juan	1	03 Cox, Rawle *
04+	Gomez, Andres	0	04 Fernandes, Trevor 0
05+	Peon, Juan Carlos	0	05- Gregg, Scott 0
06	Arbos, Jaime	0	06 Iqbal, Manzar 0
07	Cabot, Ricardo	1	07 Kraus, Michael 1
08	Malgosa, Juan	0	08 Lipscher, Randy *
09	Roca, Carlos	3	09 Mc Michael, David 0
10	Bordas, Mariano	0	10 Newton, Gary 1
11-	Cobos, Ignacio	0	11 Newton, Michael 0
12-	Oliva, Jorge	0	12 Spencer, Brian 0
13	Depaz, Miguel	0	13 Stebbins, Morgan *
14	Escude, Ignacio	0	14 Stiles, Robert 0
15	Malgosa, Santiago	0	15 Stone, Andrew 0
16	Garcia, Jose Miguel	*	16 Traverso, Nigel 0

Men/Pool A
Statistics Match 21/Aug.04

Hommes/poule a
Statistiques match 21/04 Aout

	ESP		USA	
	1ST HALF/DEMIE	2ND TOTAL	1ST HALF/DEMIE	2ND TOTAL
SHOTS ON GOAL/LANCERS AU BUT	4	11	1	1
GOALS/BUTS	1	2	1	1
SHOTS MISSED/LANCERS RATES	2	1	1	1
FOULS/FAUTES	32	34	66	23
P.CORNERS AWARDED/COINS ACCORDES	2	2	4	1
P.CORNERS CONVERTED/COINS REUSSIS	0	0	0	1
REBOUNDS/RETOURS	0	0	0	3
P.STROKES AWARDED/COUPS PUN. ACCORDES	0	0	0	0
P.STROKES CONVERTED/COUPS PUN. REUSSIS	0	0	0	0
OFFSIDE/HORS JEU	0	1	1	1
WARNINGS/AVERTISSEMENTS	1	0	1	0
SUSPENSIONS/SUSPENSIONS	0	0	0	0
EXPULSIONS/EXPULSIONS	0	0	0	0

PLAYING TIME/DUREE : 35:50

Men/Pool B
Results Match 22/Aug.05

Hommes/poule b
Resultats match 22/05 Aout

NZL 4 - KEN 1			
NO	NAME	GOALS BUTS	NO NAME GOALS BUTS
HALF-TIME/MI-TEMPS (1-0)			
KEN		NZL	
01	Oduol, Emmanuel	0	01 Archibald, Jeffrey 0
02	Akumu, Julius	0	02 Bhikha, Husmukh 1
03	Alubaha, Lucas	0	03 Brown, Christopher 0
04	Omondi, Michael	0	04- Carnoutsos, George 0
05-	Saini, Parminder	0	05 Daji, Peter 1
06	Panesar, Manjeet	0	06+ Gallen, Laurence 1
07	Panesar, Jitender	0	07 Grimshaw, Stuart 0
08	Akatsa, Peter	0	08 Laurence, Trevor *
09+	Kular, Harvinder	0	09 Mc Leod, Grant 0
10	Otambo, Chris	1	10 Miskimmin, Brent 0
11	Daved, Brajinder	0	11- Miskimmin, Peter 1
12-	Fernandes, Raphael	0	12+ Parkin, Arthur 1
13+	Chhabra, Sunil	0	13 Patel, Ramesh 0
14	Sehmi, Sarabjit	*	14 Wilson, Robin 0
15	Otieno, Eric	*	15 Marquet, Maurice 0
16	Mutinda, Julius	1	16 Sligo, Graham *

Men/Pool B
Statistics Match 22/Aug.05

Hommes/poule b
Statistiques match 22/05 Aout

	KEN		NZL	
	1ST HALF/DEMIE	2ND TOTAL	1ST HALF/DEMIE	2ND TOTAL
SHOTS ON GOAL/LANCERS AU BUT	1	3	4	15
GOALS/BUTS	0	1	1	3
SHOTS MISSED/LANCERS RATES	0	0	0	1
FOULS/FAUTES	31	35	66	23
P.CORNERS AWARDED/COINS ACCORDES	0	2	2	3
P.CORNERS CONVERTED/COINS REUSSIS	0	0	0	1
REBOUNDS/RETOURS	2	0	2	0
P.STROKES AWARDED/COUPS PUN. ACCORDES	0	0	0	2
P.STROKES CONVERTED/COUPS PUN. REUSSIS	0	0	0	1
OFFSIDE/HORS JEU	0	0	0	3
WARNINGS/AVERTISSEMENTS	0	1	1	0
SUSPENSIONS/SUSPENSIONS	0	1	1	0
EXPULSIONS/EXPULSIONS	0	0	0	0

PLAYING TIME/DUREE : 41:39

Hockey

Men/Pool B Results Match 23/Aug.05				Hommes/poule b Resultats match 23/05 Aout			
GBR 4 - HOL 3							
NO	NAME	GOALS BUTS	NO	NAME	GOALS BUTS	NO	NAME
HALF-TIME/MI-TEMPS (2-0)							
HOL		GBR					
01	Hermans, Petrus	0	01	Taylor, Ian	0		
02+	DenHartog, Arno	0	02	Pappin, Veryan	*		
03	Diepeveen, Cees Jan	0	03	Martin, Stephen	*		
04-	Pierik, Henricus	0	04	Barber, Paul	0		
05+	Doyer, Theodoor	0	05	Cattrall, Robert	1		
06	Van 'THeek, Thomas	1	06	Potter, Jonathon	0		
07	VanAsbeck, Peter	0	07	Dodds, Richard	0		
08	VanAsbeck, Willem	1	08	Mc Connell, William	0		
09	Kruize, Hans	0	09	Hughes, Norman	0		
10	Kruize, Ties	0	10+	Westcott, David	0		
11-	Steens, Ronaldus	0	11+	Leman, Richard	0		
12	Kruize, Jan Hidde	0	12	Batchelor, Stephen	1		
13	Bos, Alexander	*	13-	Kerly, Sean	2		
14	Bouwman, Roderik	*	14-	Duthie, James	0		
15+	Klaassen, Rene	1	15+	Bhaura, Kulbir	0		
16-	Van Grimbergen, Maarten	0	16-	Precious, Mark	0		

Men/Pool B Statistics Match 23/Aug.05				Hommes/poule b Statistiques match 23/05 Aout			
HOL		GBR					
1ST 2ND TOTAL HALF/DEMIE		1ST 2ND TOTAL HALF/DEMIE					
SHOTS ON GOAL/LANCERS AU BUT	2	10	12	5	6	11	
GOALS/BUTS	0	3	3	2	2	4	
SHOTS MISSED/LANCERS RATES	1	1	2	0	3	3	
FOULS/FAUTES	25	19	44	35	31	66	
P.CORNERS AWARDED/COINS ACCORDES	0	3	3	2	2	4	
P.CORNERS CONVERTED/COINS REUSSIS	0	0	0	1	1	2	
REBOUNDS/RETOURS	1	1	2	0	1	1	
P.STROKES AWARDED/COUPS PUN. ACCORDES	0	2	2	0	0	0	
P.STROKES CONVERTED/COUPS PUN. REUSSIS	0	1	1	0	0	0	
OFFSIDE/HORS JEU	1	0	1	1	0	1	
WARNINGS/AVERTISSEMENTS	1	0	1	1	1	2	
SUSPENSIONS/SUSPENSIONS	0	0	0	0	0	0	
EXPULSIONS/EXPULSIONS	0	0	0	0	0	0	
PLAYING TIME/DUREE : 38:22							

Men/Pool B Results Match 24/Aug.05				Hommes/poule b Resultats match 24/05 Aout			
PAK 7 - CAN 1							
NO	NAME	GOALS BUTS	NO	NAME	GOALS BUTS	NO	NAME
HALF-TIME/MI-TEMPS (5-0)							
CAN		PAK					
01-	Austin, Julian	0	01	Moinuddin, G.	1		
02+	Goodwin, Ken	0	02-	Zia, Qasim	0		
03	Caruso, Pat	*	03	Ali, Nasir	0		
04	Bissett, Dave	0	04	Rashid, A.	0		
05	Burrows, Patrick	0	05	Mehmood, Ayaz	0		
06	Smith, Rob	0	06	Akhtar, Naeem	1		
07	Sandhu, Neki	1	07	Kaleemullah	1		
08	Cholakis, Ernest	0	08	Hussain, Manzoor	3		
09-	Hladky, William	0	09	Sardar, Hasan	3		
10	Chohan, Satinder	0	10	Khan, Hanir	1		
17	Fernades, Aaron	*	11	Hameed, Khlid	0		
12	Rutledge, Ross	0	12	Khan, Shahid Ali	0		
13-	Plummer, Reg	0	13+	Dar, Tauqeer	0		
14+	Rai, Harbhajan	0	14	Ahmed, Ishtiaq	0		
15+	Macpherson, Bruce	0	15	Sherwani, Salleem	0		
16	Porritt, Trevor	0	16	Ahmad, Mushtaq	*		

Men/Pool B Statistics Match 24/Aug.05				Hommes/poule b Statistiques match 24/05 Aout			
CAN		PAK					
1ST 2ND TOTAL HALF/DEMIE		1ST 2ND TOTAL HALF/DEMIE					
SHOTS ON GOAL/LANCERS AU BUT	2	7	9	7	8	15	
GOALS/BUTS	0	1	1	5	2	7	
SHOTS MISSED/LANCERS RATES	3	1	4	1	2	3	
FOULS/FAUTES	24	16	40	37	41	78	
P.CORNERS AWARDED/COINS ACCORDES	4	3	7	2	2	4	
P.CORNERS CONVERTED/COINS REUSSIS	0	0	0	0	0	0	
REBOUNDS/RETOURS	0	0	0	1	0	1	
P.STROKES AWARDED/COUPS PUN. ACCORDES	1	1	2	0	0	0	
P.STROKES CONVERTED/COUPS PUN. REUSSIS	0	1	1	0	0	0	
OFFSIDE/HORS JEU	3	2	5	4	2	6	
WARNINGS/AVERTISSEMENTS	2	0	2	1	0	1	
SUSPENSIONS/SUSPENSIONS	0	1	1	0	0	0	
EXPULSIONS/EXPULSIONS	0	0	0	0	0	0	
PLAYING TIME/DUREE : 37:19							

Hockey

Men/Pool A Results Match 25/Aug.06				Hommes/poule a Resultats match 25/06 Aout			
AUS 2 - USA 1							
NO	NAME	GOALS BUTS	NO	NAME	GOALS BUTS	NO	NAME
HALF-TIME/MI-TEMPS (1-0)							
AUS		USA					
01-	Charlesworth, Richard	0	01+	Barakat, Mohammed	0		
02	Irvine, James	0	02	Barrett, Ken	0		
03+	Batch, Colin	0	03+	Cox, Rawle	0		
04	Bell, David	*	04-	Fernandes, Trevor	0		
05	Berce, Adrian	0	05	Gregg, Scott	0		
06	Boyce, Grant	0	06	Iqbal, Manzar	0		
07	Davies, Craig	0	07	Kraus, Michael	*		
08	Haselhurst, Peter	0	08	Lipscher, Bandy	0		
09+	King, Treva	0	09	Mc Michael, David	0		
10	Leece, Terry	0	10-	Newton, Gary	0		
11	Mitton, Grant	0	11	Newton, Michael	0		
12	Nobbs, Michael	0	12	Spencer, Brian	0		
13	Patmore, Nigel	2	13	Stebbins, Morgan	*		
14-	Smith, Trevor	0	14	Stiles, Robert	*		
15	Snowden, Neil	*	15	Stone, Andrew	1		
16+	Walsh, Terry	0	16	Traverso, Nigel	0		

Men/Pool A Statistics Match 25/Aug.06				Hommes/poule a Statistiques match 25/06 Aout			
AUS		USA					
1ST 2ND TOTAL HALF/DEMIE		1ST 2ND TOTAL HALF/DEMIE					
SHOTS ON GOAL/LANCERS AU BUT	8	8	16	4	1	5	
GOALS/BUTS	1	1	2	0	1	1	
SHOTS MISSED/LANCERS RATES	3	1	4	0	0	0	
FOULS/FAUTES	30	25	55	23	22	45	
P.CORNERS AWARDED/COINS ACCORDES	5	3	8	4	0	4	
P.CORNERS CONVERTED/COINS REUSSIS	0	0	0	0	0	0	
REBOUNDS/RETOURS	1	0	1	1	0	1	
P.STROKES AWARDED/COUPS PUN. ACCORDES	0	0	0	0	1	1	
P.STROKES CONVERTED/COUPS PUN. REUSSIS	0	0	0	0	1	1	
OFFSIDE/HORS JEU	2	0	2	1	2	3	
WARNINGS/AVERTISSEMENTS	1	0	1	0	0	0	
SUSPENSIONS/SUSPENSIONS	0	0	0	0	0	0	
EXPULSIONS/EXPULSIONS	0	0	0	0	0	0	
PLAYING TIME/DUREE : 41:29							

Men/Pool A Results Match 28/Aug.06				Hommes/poule a Resultats match 25/06 Aout			
ESP 3 - MAL 1							
NO	NAME	GOALS BUTS	NO	NAME	GOALS BUTS	NO	NAME
HALF-TIME/MI-TEMPS (2-1)							
ESP		MAL					
01	Agut, Jose	0	01	Zainal Abidin, Ahmad Fadz	*		
02	Cabot, Javier	0	02	Atan, Yahya	0		
03+	Arbos, Juan	0	03	Foo, Keat Seong	0		
04+	Gomez, Andres	0	04	Kulwant Singh, Sukhyinder	*		
05	Peon, Juan Carlos	0	05-	Chew, Michael	0		
06	Arbos, Jaime	2	06	Kyndan Singh, Sarjit Sing	1		
07-	Cabot, Ricardo	0	07	Van Huizen, Stephen G.	0		
08	Malgosa, Juan	0	08	Chet Singh, Jagjit Singh	0		
09	Roca, Carlos	0	09+	Bin-Krim, Boon Mustafa	0		
10	Bordas, Mariano	0	10-	Nunis, Kevin C.	0		
11-	Cobos, Ignacio	1	11+	Ow, Soon Kooi	0		
12	Oliva, Jorge	1	12	Tam, Cheo Sing	0		
13	Depaz, Miguel	0	13+	Murugasen, Shurentheran	0		
14	Escude, Ignacio	*	14	Poon, Fook Loke	0		
15	Malgosa, Santiago	0	15-	Santa Maria, Colin Hugh	0		
16	Garcia, Jose Miguel	1	16	Abbas, Zulkifli	0		

Men/Pool A Statistics Match 26/Aug.06				Hommes/poule a Statistiques match 26/06 Aout			
ESP		MAL					
1ST 2ND TOTAL HALF/DEMIE		1ST 2ND TOTAL HALF/DEMIE					
SHOTS ON GOAL/LANCERS AU BUT	3	6	9	7	7	14	
GOALS/BUTS	2	1	3	1	0	1	
SHOTS MISSED/LANCERS RATES	1	1	2	2	4	6	
FOULS/FAUTES	39	29	68	29	30	59	
P.CORNERS AWARDED/COINS ACCORDES	2	2	4	2	4	6	
P.CORNERS CONVERTED/COINS REUSSIS	0	0	0	0	0	0	
REBOUNDS/RETOURS	1	2	3	0	0	0	
P.STROKES AWARDED/COUPS PUN. ACCORDES	1	0	1	1	0	1	
P.STROKES CONVERTED/COUPS PUN. REUSSIS	1	0	1	0	0	0	
OFFSIDE/HORS JEU	3	1	4	5	1	6	
WARNINGS/AVERTISSEMENTS	0	1	1	1	2	3	
SUSPENSIONS/SUSPENSIONS	0	0	0	0	0	0	
EXPULSIONS/EXPULSIONS	0	0	0	0	0	0	
PLAYING TIME/DUREE : 37:03							



Men/Pool A
Results Match 27/Aug.06

Hommes/poule a
Resultats match 27/06 Aout

FRG 0 - IND 0			
NO	NAME	GOALS BUTS	NO NAME GOALS BUTS
HALF-TIME/MI-TEMPS (0-0)			
FRG		IND	
01	Bassemir, Christian	*	01 James, Romeo *
02	Frank, Yobias	0	02- Topno, Manohar 0
03	Hanel, Ulrich	0	03 Sharma, Vineet Kumar 0
04	Fischer, Carsten	0	04 Maneypanda, Somaya 0
05	Hurter, Joachim	*	05 Carvah, Joaquimmartin 0
06	Schmidt-Oppet, Ekkhard	0	06 Singh, Rajinder 0
07+	Krull, Reinhard	0	07 Kumar, Charanjit 0
08	Peter, Michael	0	08- Fernandis, Mervyn 0
09	Blocher, Stefan	0	09 Singh, Hardeep 0
10	Keller, Andreas	0	10 Mohd, Shahid 0
11-	Reck, Thomas	0	11 Zafar, Iqbal 0
12	Slawyk, Maekku	0	12 Singh, Nila Komol 0
13	Gunst, Thomas	*	13+ Grewal, Iqbaljit 0
14	Dopp, Heiner	0	14 Singh, Ravinder Pal 1
15	Fried, Volker	0	15+ Gomes, Marcellusmark 0
16	Brinkmann, Dirk	*	16 Syed, Jalaludin *

Man/Pool A
Statistics Match 27/Aug.06

Hommes/poule a
Statistiques match 27/06 Aout

	FRG			IND		
	1ST	2ND	TOTAL	1ST	2ND	TOTAL
	HALF/DEMIE			HALF/DEMIE		
SHOTS ON GOAL/LANCERS AU BUT	1	3	4	4	5	9
GOALS/BUTS	0	0	0	0	0	0
SHOTS MISSED/LANCERS RATES	1	3	4	0	1	1
FOULS/FAUTES	26	29	55	26	22	48
P.CORNERS AWARDED/COINS ACCORDES	1	1	2	1	4	5
P.CORNERS CONVERTED/COINS REUSSIS	0	0	0	0	0	0
REBOUNDS/RETOURS	0	0	0	1	0	1
P.STROKES AWARDED/COUPS PUN. ACCORDES	0	0	0	0	0	0
P.STROKES CONVERTED/COUPS PUN. REUSSIS	0	0	0	0	0	0
OFFSIDE/HORS JEU	1	1	2	1	0	1
WARNINGS/AVERTISSEMENTS	1	0	1	1	0	1
SUSPENSIONS/SUSPENSIONS	0	0	0	0	0	0
EXPULSIONS/EXPULSIONS	0	0	0	0	0	0

PLAYING TIME/DUREE : 40:06

Men/Pool B
Results Match 28/Aug.07

Hommes/poule b
Resultats match 28/07 Aout

GBR 0 - PAK 0			
NO	NAME	GOALS BUTS	NO NAME GOALS BUTS
HALF-TIME/MI-TEMPS (0-0)			
GBR		PAK	
01	Taylor, Ian	0	01 Moinuddin, G. *
02	Pappin, Veryan	*	02 Zia, Qasim 0
03+	Martin, Stephen	0	03 Ali, Nasir 0
04	Barber, Paul	0	04 Rashid, A. 0
05-	Cattrall, Robert	0	05 Mehmood, Ayaz 0
06	Potter, Jonathon	0	06 Akhtar, Naeem 0
07	Dodds, Richard	0	07+ Kaleemullah 0
08	Mc Connell, William	0	08- Hussain, Manzoor 0
09	Hughes, Norman	*	09 Sardar, Hasan 0
10	Westcott, David	0	10- Khan, Hanir 0
11-	Leman, Richard	0	11 Hameed, Khlid 0
12	Batchelor, Stephen	0	12 Khan, Shahid Ali 0
13	Kerly, Sean	0	13 Dar, Tauqeer 1
14+	Duthie, James	0	14 Ahmed, Ishtiaq *
15	Bhaura, Kulbir	*	15 Sherwani, Salleem 0
16	Precious, Mark	0	16+ Ahmad, Mushtaq 0

Men/Pool B
Statistics Match 28/Aug.07

Hommes/poule b
Statistiques match 28/07 Aout

	GBR			PAK		
	1ST	2ND	TOTAL	1ST	2ND	TOTAL
	HALF/DEMIE			HALF/DEMIE		
SHOTS ON GOAL/LANCERS AU BUT	0	0	0	7	4	11
GOALS/BUTS	0	0	0	0	0	0
SHOTS MISSED/LANCERS RATES	0	0	0	1	1	2
FOULS/FAUTES	40	36	76	33	35	68
P.CORNERS AWARDED/COINS ACCORDES	2	0	2	7	3	10
P.CORNERS CONVERTED/COINS REUSSIS	0	0	0	0	0	0
REBOUNDS/RETOURS	2	0	2	0	0	0
P.STROKES AWARDED/COUPS PUN. ACCORDES	0	0	0	0	0	0
P.STROKES CONVERTED/COUPS PUN. REUSSIS	0	0	0	0	0	0
OFFSIDE/HORS JEU	2	0	2	0	3	3
WARNINGS/AVERTISSEMENTS	1	1	2	0	1	1
SUSPENSIONS/SUSPENSIONS	0	2	2	1	0	1
EXPULSIONS/EXPULSIONS	0	0	0	0	0	0

PLAYING TIME/DUREE : 39:06

Men/Pool B
Results Match 29/Aug.07

Hommes/poule b
Resultats match 29/07 Aout

CAN 2 - NZL 2			
NO	NAME	GOALS BUTS	NO NAME GOALS RUTS
HALF-TIME/MI-TEMPS (1-2)			
CAN		NZL	
01	Austin, Julian	*	01+ Archibald, Jeffrey 0
02	Goodwin, Ken	0	02- Bhikha, Husmukh 0
03-	Caruso, Pat	0	03+ Brown, Christopher 0
04	Bissett, Dave	0	04 Carnoutos, George *
05	Burrows, Patrick	0	05 Daji, Peter 0
06-	Smith, Rob	0	06- Gallen, Laurence 1
07	Sandhu, Neki	1	07 Grimshaw, Stuart 1
08	Cholakis, Ernest	1	08 Laurence, Trevor 0
09	Hladky, William	0	09 McLeod, Grant *
10	Chohan, Satinder	0	10 Miskimmin, Brent 0
17+	Fernades, Aaron	0	11 Miskimmin, Peter 0
12	Rutledge, Ross	0	12 Parkin, Arthur 0
13+	Plummer, Reg	0	13 Patel, Ramesh 0
14+	Rai, Harbhajan	0	14 Wilson, Robin 0
15	Macpherson, Bruce	*	15 Marquet, Maurice *
16-	Porritt, Trevor	0	16 Sligo, Graham 0

Men/Pool B
Statistics Match 29/Aug.07

Hommes/poule b
Statistiques match 29/07 Aout

	CAN			NZL		
	1ST	2ND	TOTAL	1ST	2ND	TOTAL
	HALF/DEMIE			HALF/DEMIE		
SHOTS ON GOAL/LANCERS AU BUT	2	8	10	8	1	9
GOALS/BUTS	1	1	2	2	0	2
SHOTS MISSED/LANCERS RATES	1	1	2	3	0	3
FOULS/FAUTES	38	22	60	21	26	47
P.CORNERS AWARDED/COINS ACCORDES	1	4	5	5	1	6
P.CORNERS CONVERTED/COINS REUSSIS	1	0	1	0	0	0
REBOUNDS/RETOURS	1	0	1	0	2	2
P.STROKES AWARDED/COUPS PUN. ACCORDES	0	1	1	0	0	0
P.STROKES CONVERTED/COUPS PUN. REUSSIS	0	1	1	0	0	0
OFFSIDE/HORS JEU	1	1	2	0	0	0
WARNINGS/AVERTISSEMENTS	2	0	2	0	2	2
SUSPENSIONS/SUSPENSIONS	0	1	1	0	0	0
EXPULSIONS/EXPULSIONS	0	0	0	0	0	0

PLAYING TIME/DUREE : 39:05

Men/Pool B
Results Match 30/Aug.07

Hommes/poule b
Resultats match 30/07 Aout

HOL 3 - KEN 0			
NO	NAME	GOALS BUTS	NO NAME GOALS BUTS
HALF-TIME/MI-TEMPS (0-0)			
HOL		KEN	
01	Hermans, Petrus	*	01 Oduol, Emmanuel 0
02	Den Hartog, Arno	0	02 Akumu, Julius 0
03	Diepeveen, Cees Jan	1	03 Alubaha, Lucas 0
04	Pierik, Henricus	0	04 Orondi, Michael 0
05+	Doyer, Theodoor	1	05- Saini, Parminder 0
06	Van 'T Hek, Thomas	1	06 Panesar, Manjeet 0
07	Van Asbeck, Peter	0	07 Panesar, Jitender 0
08	Van Asbeck, Willem	1	08- Akatsa, Peter 0
09	Kruize, Bans	0	09+ Kular, Harvinder 0
10	Kruize, Ties	0	10 Otambo, Chris 0
11-	Steens, Ronaldus	0	11 Daved, Brajinder 0
12	Kruize, Jan Hidde	0	12 Fernandes, Raphael 0
13	Bos, Alexander	0	13 Chhabra, Sunil 1
14	Bouwman, Roderik	*	14 Sehmi, Sarabjit 1
15+	Klassen, Rene	0	15+ Otieno, Eric 0
16-	Van Grimbergen, Maarten	0	16 Mutinda, Julius 1

Men/Pool B
Statistics Match 30/Aug.07

Hommes/poule b
Statistiques match 30/07 Aout

	HOL			KEN		
	1ST	2ND	TOTAL	1ST	2ND	TOTAL
	HALF/DEMIE			HALF/DEMIE		
SHOTS ON GOAL/LANCERS AU BUT	4	4	8	1	1	2
GOALS/BUTS	0	3	3	0	0	0
SHOTS MISSED/LANCERS RATES	1	1	2	0	0	0
FOULS/FAUTES	33	22	55	36	31	67
P.CORNERS AWARDED/COINS ACCORDES	1	3	4	0	0	0
P.CORNERS CONVERTED/COINS REUSSIS	0	1	1	0	0	0
REBOUNDS/RETOURS	0	0	0	0	0	0
P.STROKES AWARDED/COUPS PUN. ACCORDES	0	1	1	1	0	1
P.STROKES CONVERTED/COUPS PUN. REUSSIS	0	1	1	0	0	0
OFFSIDE/HORS JEU	4	2	6	1	2	3
WARNINGS/AVERTISSEMENTS	0	0	0	0	0	0
SUSPENSIONS/SUSPENSIONS	0	0	0	0	0	0
EXPULSIONS/EXPULSIONS	0	0	0	0	0	0

PLAYING TIME/DUREE : 36:39

Hockey

Men/Qualifying For The 9th Place Results Match 31/Aug.08

CAN 1 - MAL 0				HOMMES/QUALIFICATION POUR LA 9 EME PLACE			
NO	NAME	GOALS BUTS	NO NAME	GOALS BUTS	NO NAME	GOALS BUTS	NO NAME
HALF-TIME/MI-TEMPS (0-0)							
MAL				CAN			
01	Zainal Abidin, Ahmad Fadz	0	01	Austin, Julian	1	02	Atan, Yahya
02	Atan, Yahya	0	02	Goodwin, Ken	0	03	Foo, Keat Seong
03	Foo, Keat Seong	0	03	Caruso, Pat	*	04	Kulwant Singh, Sukhyinder
04	Kulwant Singh, Sukhyinder	1	04	Bissett, Dave	0	05	Chew, Michael
05	Chew, Michael	0	05	Burrows, Patrick	0	06	Kyndan Singh, Sarjit Sing
06	Kyndan Singh, Sarjit Sing	0	06	Smith, Rob	0	07	Van Huizen, Stephen G.
07	Van Huizen, Stephen G.	0	07	Sandhu, Neki	0	08	Chet Singh, Jagjit Singh
08	Chet Singh, Jagjit Singh	0	08	Cholakis, Ernest	0	09	Bin-Krim, Soon Mustafa
09	Bin-Krim, Soon Mustafa	1	09	Hladky, William	0	10-	Nunis, Kevin C.
10-	Nunis, Kevin C.	0	10	Chohan, Satinder	0	11	Ow, Soon Kooi
11	Ow, Soon Kooi	1	17*	Fernades, Aaron	0	12	Tam, Cheo Sing
12	Tam, Cheo Sing	0	12	Rutledge, Ross	0	13*	Murugasen, Shurentheran
13*	Murugasen, Shurentheran	0	13-	Plummer, Reg	0	14	Poon, Fook Loke
14	Poon, Fook Loke	0	14-	Rai, Harbhajan	0	15	Santa Maria, Colin Hugh
15	Santa Maria, Colin Hugh	0	15	Macpherson, Bruce	*	16	Abbas, Zulkiffi
16	Abbas, Zulkiffi	*	16*	Porritt, Trevor	1		

Men/Qualifying For The 9th Place Statistics Match 31/Aug.08

	MAL			CAN		
	1ST HALF	2ND HALF	TOTAL	1ST HALF	2ND HALF	TOTAL
SHOTS ON GOAL/LANCERS AU BUT	5	2	7	3	3	6
GOALS/BUTS	0	0	0	0	1	1
SHOTS MISSED/LANCERS RATES	2	1	3	0	2	2
FOULS/FAUTES	30	31	61	29	29	58
P.CORNERS AWARDED/COINS ACCORDES	2	3	5	2	0	2
P.CORNERS CONVERTED/COINS REUSSIS	0	0	0	0	0	0
REBOUNDS/RETOURS	0	1	1	2	0	2
P.STROKES AWARDED/COUPS PUN. ACCORDES	0	0	0	0	0	0
P.STROKES CONVERTED/COUPS PUN. REUSSIS	0	0	0	0	0	0
OFFSIDE/HORS JEU	0	0	0	4	0	4
WARNINGS/AVERTISSEMENTS	0	2	2	0	1	1
SUSPENSIONS/SUSPENSIONS	0	1	1	1	0	1
EXPULSIONS/EXPULSIONS	0	0	0	0	0	0

PLAYING TIME/DUREE : 41:70

Men/Qualifying For The 9th Place Results Match 32/Aug.08

USA 1 - KEN 1 P.STROKES: USA 5-KEN 6				HOMMES/QUALIFICATION POUR LA 9 EME PLACE			
NO	NAME	GOALS BUTS	NO NAME	GOALS BUTS	NO NAME	GOALS BUTS	NO NAME
HALF-TIME/MI-TEMPS (0-0)							
USA				KEN			
01*	Barakat, Mohammed	0	01	Oduol, Emmanuel	0	02	Barrett, Ken
02-	Barrett, Ken	0	02	Akumu, Julius	0	03	Cox, Rawle
03	Cox, Rawle	*	03	Alubaha, Lucas	0	04	Fernandes, Trevor
04	Fernandes, Trevor	0	04	Omondi, Michael	0	05	Gregg, Scott
05	Gregg, Scott	0 (0P)	05*	Saini, Parminder	1 (1P)	06	Iqbal, Manzar
06	Iqbal, Manzar	0 (2P)	06	Panesar, Manjeet	0 (1P)	07	Kraus, Michael
07	Kraus, Michael	*	07	Panesar, Jitender	0 (1P)	08-	Lipscher, Randy
08-	Lipscher, Randy	0	08	Akatsa, Peter	0	09	Mc Michael, David
09	Mc Michael, David	0	09-	Kular, Harvinder	0	10	Newton, Gary
10	Newton, Gary	1 (2P)	10	Otambo, Chris	0	11	Newton, Michael
11	Newton, Michael	0	11	Daved, Brajinder	0 (2P)	12	Spencer, Brian
12	Spencer, Brian	0 (1P)	12-	Fernandes, Raphael	0	13	Stebbins, Morgan
13	Stebbins, Morgan	*	13	Chhabra, Sunil	*	14*	Stiles, Robert
14*	Stiles, Robert	0	14*	Sehmi, Sarabjit	0 (1P)	15	Stone, Andrew
15	Stone, Andrew	0 (0P)	15	Otieno, Eric	*	16	Traverso, Nigel
16	Traverso, Nigel	0	16	Mutinda, Julius	*		

Men/Qualifying For The 9th Place Statistics Match 32/Aug.08

	USA				KEN			
	1ST HALF	2ND HALF	OT	TOT	1ST HALF	2ND HALF	OT	TOT
SHOTS ON GOAL/LANCERS AU BUT	1	1	2	4	0	7	1	8
GOALS/BUTS	0	0	1	1	0	0	1	1
SHOTS MISSED/LANCERS RATES	1	0	1	2	0	0	0	0
FOULS/FAUTES	37	48	31	116	32	29	28	89
P.CORNERS AWARDED/COINS ACCORDES	0	1	1	2	2	2	0	4
P.CORNERS CONVERTED/COINS REUSSIS	0	0	1	1	0	0	0	0
REBOUNDS/RETOURS	0	1	0	1	0	0	0	0
P.STROKES AWARDED/COUPS PUN. ACCORDES	0	0	0	0	0	0	0	0
P.STROKES CONVERTED/COUPS PUN. REUSSIS	0	0	0	0	0	0	0	0
OFFSIDE/HORS JEU	0	0	0	0	1	1	2	2
WARNINGS/AVERTISSEMENTS	1	1	0	2	0	1	0	1
SUSPENSIONS/SUSPENSIONS	0	0	0	0	0	1	0	1
EXPULSIONS/EXPULSIONS	0	0	0	0	0	0	0	0

PLAYING TIME/DUREE : 39:59
OVERTIME/SURTEMPS : 16:15

Hockey

Men/Qualifying For The 5th Place Results Match 33/Aug.09

IND 1 - NZL 0				HOMMES/QUALIFICATION POUR LA 5 EME PLACE			
NO	NAME	GOALS BUTS	NO NAME	GOALS BUTS	NO NAME	GOALS BUTS	NO NAME
HALF-TIME/MI-TEMPS (0-0)							
IND				NZL			
01	James, Romeo	1	01+	Archibald, Jeffrey	0	02	Topno, Manohar
02	Topno, Manohar	*	02	Bhikha, Husnukh	*	03	Sharma, Vineet Kumar
03	Sharma, Vineet Kumar	1	03	Brown, Christopher	0	04	Maneypanda, Somaya
04	Maneypanda, Somaya	0	04	Carnoutsos, George	*	05	Carvaho, Joaquimartin
05	Carvaho, Joaquimartin	0	05	Daji, Peter	0	06	Singh, Rajinder
06	Singh, Rajinder	0	06	Gallen, Laurence	0	07-	Kumar, Charanjit
07-	Kumar, Charanjit	0	07	Grimshaw, Stuart	0	08	Fernandis, Mervyn
08	Fernandis, Mervyn	0	08	Laurence, Trevor	1	09	Singh, Hardeep
09	Singh, Hardeep	0	09	Mc Leod, Grant	0	10	Mohd, Shahid
10	Mohd, Shahid	0	10	Miskimmin, Brent	0	11	Zafar, Iqbal
11	Zafar, Iqbal	0	11-	Miskimmin, Peter	0	12	Singh, Nila Komol
12	Singh, Nila Komol	0	12	Parkin, Arthur	0	13	Grewal, Iqbaljit
13	Grewal, Iqbaljit	0	13	Patel, Ramesh	0	14	Singh, Ravinder Pal
14	Singh, Ravinder Pal	*	14	Wilson, Robin	0	15	Gomes, Marcellusmark
15	Gomes, Marcellusmark	*	15	Marquet, Maurice	0	16+	Syed, Jalaludin
16+	Syed, Jalaludin	0	16	Sligo, Graham	*		

Men/Qualifying For The 5th Place Statistics Match 33/Aug.09

	IND			NZL		
	1ST HALF	2ND HALF	TOTAL	1ST HALF	2ND HALF	TOTAL
SHOTS ON GOAL/LANCERS AU BUT	3	1	4	2	2	4
GOALS/BUTS	0	1	1	0	0	0
SHOTS MISSED/LANCERS RATES	1	3	4	1	1	2
FOULS/FAUTES	36	38	74	26	35	61
P.CORNERS AWARDED/COINS ACCORDES	3	3	6	3	2	5
P.CORNERS CONVERTED/COINS REUSSIS	0	1	1	0	0	0
REBOUNDS/RETOURS	0	0	0	1	0	1
P.STROKES AWARDED/COUPS PUN. ACCORDES	0	0	0	0	0	0
P.STROKES CONVERTED/COUPS PUN. REUSSIS	0	0	0	0	0	0
OFFSIDE/HORS JEU	0	0	0	0	0	0
WARNINGS/AVERTISSEMENTS	0	1	1	0	1	1
SUSPENSIONS/SUSPENSIONS	0	0	0	0	0	0
EXPULSIONS/EXPULSIONS	0	0	0	0	0	0

PLAYING TIME/DUREE : 41:16

Men/Qualifying For The 5th Place Results Match 34/Aug.09

ESP 0 - HOL 0 P.STROKES: ESP 4-HOL 10				HOMMES/QUALIFICATION POUR LA 5 EME PLACE			
NO	NAME	GOALS BUTS	NO NAME	GOALS BUTS	NO NAME	GOALS BUTS	NO NAME
HALF-TIME/MI-TEMPS (0-0)							
ESP				HOL			
01	Agut, Jose	0	01	Hermans, Petrus	*	02	Cabot, Javier
02	Cabot, Javier	0	02	Den Hartog, Arno	0 (2P)	03	Arbos, Juan
03	Arbos, Juan	0	03	Diepeveen, Cees Jan	0	04+	Gomez, Andres
04+	Gomez, Andres	0	04	Pierik, Henricus	0	05-	Peon, JuanCarlos
05-	Peon, JuanCarlos	0	05	Doyer, Theodoor	0 (2P)	06	Arbos, Jaime
06	Arbos, Jaime	0 (1P)	06-	Van T Hek, Thomas	0 (2P)	07	Cabot, Ricardo
07	Cabot, Ricardo	* (0P)	07	Van Asbeck, Peter	0	08	Malgosa, Juan
08	Malgosa, Juan	0	08	Van Asbeck, Willem	*	09	Roca, Carlos
09	Roca, Carlos	0 (0P)	09	Kruize, Hans	0	10	Bordas, Mariano
10	Bordas, Mariano	0	10	Kruize, Ties	0 (2P)	11-	Cobos, Ignacio
11-	Cobos, Ignacio	0	11	Steens, Ronaldus	0	12+	Oliva, Jorge
12+	Oliva, Jorge	0	12-	Kruize, Jan Hidde	0	13	Depaz, Miguel
13	Depaz, Miguel	0 (1P)	13	Bos, Alexander	0	14	Escude, Ignacio
14	Escude, Ignacio	1	14	Bouwman, Roderik	1	15	Malgosa, Santiago
15	Malgosa, Santiago	0 (2P)	15+	Klaassen, Rene	0	16	Garcia, Jose Miguel
16	Garcia, Jose Miguel	1	16+	Van Grimbergen, Maarten	0 (2P)		

Men/Qualifying For The 5th Place Statistics Match 34/Aug.09

	ESP				HOL			
	1ST HALF	2ND HALF	OT	TOT	1ST HALF	2ND HALF	OT	TOT
SHOTS ON GOAL/LANCERS AU BUT	1	0	1	2	4	2	3	9
GOALS/BUTS	0	0	0	0	0	0	0	0
SHOTS MISSED/LANCERS RATES	0	0	1	1	0	1	0	1
FOULS/FAUTES	35	32	37	104	34	32	37	103
P.CORNERS AWARDED/COINS ACCORDES	1	1	1	3	1	2	3	6
P.CORNERS CONVERTED/COINS REUSSIS	0	0	0	0	0	0	0	0
REBOUNDS/RETOURS	0	0	1	1	0	0	0	0
P.STROKES AWARDED/COUPS PUN. ACCORDES	0	0	0	0	0	0	0	0
P.STROKES CONVERTED/COUPS PUN. REUSSIS	0	0	0	0	0	0	0	0
OFFSIDE/HORS JEU	2	1	0	3	1	1	0	2
WARNINGS/AVERTISSEMENTS	2	1	0	3	3	0	0	3
SUSPENSIONS/SUSPENSIONS	1	0	0	1	0	0	0	0
EXPULSIONS/EXPULSIONS	0	0	0	0	0	0	0	0

PLAYING TIME/DUREE : 37:32
OVERTIME/SURTEMPS : 15:55



Men/Semi-Finals
Results Match 35/Aug.09

Hommes/demi-finales
Resultats match 35/09 Aout

PAK 1 - AUS 0					
NO	NAME	GOALS	NO	NAME	GOALS
		BUTS			BUTS
HALF-TIME/MI-TEMPS (1-0)					
AUS			PAK		
01	Cherlesworth, Richard	0	01	Moinuddin, G.	0
02	Irvine, James	0	02	Zia, Qasim	0
03	Batch, Colin	0	03	Ali, Nasir	0
04+	Bell, David	0	04	Rashid, A.	0
05	Berce, Adrian	1	05	Mehmood, Ayaz	0
06-	Boyce, Grant	0	06	Akhtar, Naeem	0
07	Davies, Craig	0	07	Kaleemullah	0
08	Haselhurst, Peter	0	08	Hussain, Manzoor	0
09	King, Treva	0	09	Sardar, Hasan	1
10	Leece, Terry	1	10-	Khan, Hanir	0
11+	Milton, Grant	0	11	Hameed, Khlid	0
12+	Hobbs, Michael	0	12	Khan, Shahid Ali	1
13-	Patmore, Nigel	0	13	Dar, Tauqeer	0
14-	Smith, Trevor	0	14+	Ahmed, Ishtiaq	0
15	Snowden, Neil	0	15	Sherwani, Salleem	0
16	Walsh, Terry	0	16	Ahmad, Mushtaq	0

Men/Semi-Finals
Statistics Match 35/Aug.09

Hommes/demi-finales
Statistiques match 35/09 Aout

	AUS			PAK		
	1ST	2ND	TOTAL	1ST	2ND	TOTAL
	HALF/DEMIE			HALF/DEMIE		
SHOTS ON GOAL/LANCERS AU BUT	5	3	8	1	6	7
GOALS/BUTS	0	0	0	1	0	1
SHOTS MISSED/LANCERS RATES	2	1	3	0	2	2
FOULS/FAUTES	29	27	56	46	55	101
P.CORNERS AWARDED/COINS ACCORDES	3	3	6	2	3	5
P.CORNERS CONVERTED/COINS REUSSIS	0	0	0	0	0	0
REBOUNDS/RETOURS	0	0	0	1	1	2
P.STROKES AWARDED/COUPS PUN. ACCORDES	0	0	0	0	0	0
P.STROKES CONVERTED/COUPS PUN. REUSSIS	0	0	0	0	0	0
OFFSIDE/HORS JEU	4	0	4	1	0	1
WARNINGS/AVERTISSEMENTS	1	2	3	0	0	0
SUSPENSIONS/SUSPENSIONS	1	0	1	2	0	2
EXPULSIONS/EXPULSIONS	0	0	0	0	0	0

PLAYING TIME/DUREE : 38:27

Men/Semi-Finals
Results Match 36/Aug.09

Hommes/demi-finales
Resultats match 36/09 Aout

FRG 1 - GBR 0					
NO	NAME	GOALS	NO	NAME	GOALS
		BUTS			BUTS
HALF-TIME/MI-TEMPS (0-0)					
FRG			GBR		
01	Bassemir, Christian	*	01	Taylor, Ian	0
02	Frank, Yobias	0	02	Pappin, Vervan	1
03	Hanel, Ulrich	0	03	Martin, Stephen	0
04	Fischer, Carsten	0	04	Barber, Paul	0
05+	Hurter, Joachim	0	05	Cattrall, Robert	0
06	Schmidt-Oppet, Ekkhard	1	06	Potter, Jonathon	0
07-	Krull, Reinhard	0	07	Dodds, Richard	0
08	Peter, Michael	0	08	Mc Connell, William	0
09	Blocher, Stefan	0	09+	Hughes, Norman	0
10	Keller, Andreas	0	10-	Westcott, David	0
11+	Reck, Thomas	0	11+	Leman, Richard	0
12	Slawyk, Maekku	0	12	Batchelor, Stephen	0
13	Gunst, Thomas	*	13	Kerly, Sean	0
14-	Dopp, Heiner	0	14-	Duthie, James	0
15	Fried, Volker	0	15+	Bhaura, Kulbir	0
16	Brinkmann, Dirk	*	16-	Precious, Mark	0

Men/Semi-Finals
Statistics Match 36/Aug.09

Hommes/demi-finales
Statistiques match 36/09 Aout

	FRG			GBR		
	1ST	2ND	TOTAL	1ST	2ND	TOTAL
	HALF/DEMIE			HALF/DEMIE		
SHOTS ON GOAL/LANCERS AU BUT	4	2	6	3	4	7
GOALS/BUTS	0	1	1	0	0	0
SHOTS MISSED/LANCERS RATES	0	0	0	1	1	2
FOULS/FAUTES	40	36	76	25	27	52
P.CORNERS AWARDED/COINS ACCORDES	1	1	2	2	2	4
P.CORNERS CONVERTED/COINS REUSSIS	0	1	1	0	0	0
REBOUNDS/RETOURS	0	0	0	0	0	0
P.STROKES AWARDED/COUPS PUN. ACCORDES	0	0	0	0	0	0
P.STROKES CONVERTED/COUPS PUN. REUSSIS	0	0	0	0	0	0
OFFSIDE/HORS JEU	0	2	2	3	0	3
WARNINGS/AVERTISSEMENTS	0	1	1	1	0	1
SUSPENSIONS/SUSPENSIONS	0	1	1	0	0	0
EXPULSIONS/EXPULSIONS	0	0	0	0	0	0

PLAYING TIME/DUREE : 37:24

Men/Match For The 11th Place
Results Match 37/Aug.10

Hommes/match pour la 11 eme place
Resultats match 37/10 Aout

MAL 3 - USA 3		P.STROKES: MAL 9-USA 8			
NO	NAME	GOALS	NO	NAME	GOALS
		BUTS			BUTS
HALF-TIME/MI-TEMPS (1-0)					
MAL			USA		
01	Zainal Abidin, Ahmad Fadz	*	01	Barakat, Mohammed	0
02+	Atan, Yahya	0	02+	Barrett, Ken	0
03	Foo, Keat Seong	0	03-	Cox, Rawle	0
04-	Kulwant Singh, Sukhyinder	0 (2P)	04+	Fernandes, Trevor	0
05	Chew, Michael	*	05-	Gregg, Scott	0
06	Kyndan Singh, Sarjit Sing	0 (2P)	06	Iqbal, Manzar	0 (1P)
07	Van Huizen, Stephen G.	0 (2P)	07	Kraus, Michael	0
08	Chet Singh, Jagjit Singh	0	08	Lipscher, Randy	0
09+	Bin-Krim, Soon Mustafa	0	09	Mc Michael, David	0
10-	Nunis, Kevin C.	0	10	Newton, Gary	1 (2P)
11	Ow, Soon Kooi	2	11	Newton, Mihael	0 (2P)
12	Tam, Cheo Sing	0	12	Spencer, Brian	2 (2P)
13+	Murugasen, Shurentheran	1	13	Stebbins, Morgan	*
14	Poon, Fook Loke	0	14	Stiles, Robert	*
15-	Santa Maria, Colin Hugh	0 (1P)	15	Stone, Andrew	0 (1P)
16	Abbas, Zulkifli	0	16	Traverso, Nigel	0

Men/Match For The 11th Place
Statistics Match 37/Aug.10

Hommes/match pour la 11 eme place
Statistiques match 37/10 Aout

	MAL			USA		
	1ST	2ND	TOT	1ST	2ND	TOT
	HALF/DEMIE			HALF/DEMIE		
SHOTS ON GOAL/LANCERS AU BUT	6	6	18	1	2	3
GOALS/BUTS	1	1	3	0	2	3
SHOTS MISSED/LANCERS RATES	2	3	5	0	0	0
FOULS/FAUTES	34	31	65	28	35	63
P.CORNERS AWARDED/COINS ACCORDES	5	2	7	1	0	1
P.CORNERS CONVERTED/COINS REUSSIS	0	1	1	0	0	0
REBOUNDS/RETOURS	0	0	0	0	2	2
P.STROKES AWARDED/COUPS PUN. ACCORDES	0	0	0	0	0	0
P.STROKES CONVERTED/COUPS PUN. REUSSIS	0	0	0	0	0	0
OFFSIDE/HORS JEU	1	0	1	4	9	13
WARNINGS/AVERTISSEMENTS	1	3	4	3	0	3
SUSPENSIONS/SUSPENSIONS	0	0	0	0	0	0
EXPULSIONS/EXPULSIONS	0	0	0	0	0	0

PLAYING TIME/DUREE : 55:16

Men/Match For The 9th Place
Results Match 38/Aug.10

Hommes/match pour la 9 eme place
Resultats match 38/10 Aout

KEN 1 - CAN 0					
NO	NAME	GOALS	NO	NAME	GOALS
		BUTS			BUTS
HALF-TIME/MI-TEMPS (0-0)					
CAN			KEN		
01	Austin, Julian	*	01	Oduol, Emmanuel	0
02	Goodwin, Ken	0	02	Akumu, Julius	0
03	Caruso, Pat	*	03	Alubaha, Lucas	1
04	Bissett, Dave	0	04	Omondi, Michael	0
05	Burrows, Patrick	0	05	Saini, Parminder	0
06	Smith, Rob	0	06	Panesar, Manjeet	0
07	Sandhu, Neki	0	07	Panesar, Jitender	0
08	Cholakis, Ernest	0	08	Akatsa, Peter	0
09	Hladky, William	0	09-	Kular, Harvinder	0
10	Chohan, Satinder	0	10	Otambo, Chris	0
11-	Fernades, Aaron	0	11	Daved, Brajinder	0
12	Rutledge, Ross	0	12	Fernandes, Raphael	*
13-	Plummer, Reg	0	13	Chhabra, Sunil	0
14+	Rai, Harbhajan	0	14+	Sehmi, Sarabjit	0
15	Macpherson, Bruce	*	15	Otieno, Eric	1
16	Porritt, Trevor	0	16	Mutinda, Julius	*

Men/Match For The 9th Place
Statistics Match 38/Aug.10

Hommes/match pour la 9 eme place
Statistiques match 38/10 Aout

	CAN			KEN		
	1ST	2ND	TOT	1ST	2ND	TOT
	HALF/DEMIE			HALF/DEMIE		
SHOTS ON GOAL/LANCERS AU BUT	1	4	5	10	7	17
GOALS/BUTS	0	0	0	0	0	0
SHOTS MISSED/LANCERS RATES	1	2	3	0	3	3
FOULS/FAUTES	34	34	68	20	20	40
P.CORNERS AWARDED/COINS ACCORDES	2	1	3	6	3	9
P.CORNERS CONVERTED/COINS REUSSIS	0	0	0	0	0	0
REBOUNDS/RETOURS	3	1	4	0	1	1
P.STROKES AWARDED/COUPS PUN. ACCORDES	0	0	0	0	0	0
P.STROKES CONVERTED/COUPS PUN. REUSSIS	0	0	0	0	0	0
OFFSIDE/HORS JEU	2	0	2	0	0	0
WARNINGS/AVERTISSEMENTS	0	0	0	0	1	1
SUSPENSIONS/SUSPENSIONS	1	0	1	1	1	2
EXPULSIONS/EXPULSIONS	0	0	0	0	0	0

PLAYING TIME/DUREE : 40:02

OVERTIME/SURTEMPS : 15:49

Hockey

Men/Match For The 7th Place Results Match39/Aug. 10

NZL 1 - ESP 0					
NO	NAME	GOALS BUTS	NO	NAME	GOALS BUTS
HALF-TIME/MI-TEUPS (0-0)					
ESP			NZL		
01-	Agut, Jose	0	01	Archibald, Jeffrey	0
02	Cabot, Javier	0	02	Bhikha, Husmukh	*
03	Arbos, Juan	*	03	Brown, Christopher	0
04	Gomez, Andres	*	04+	Carmoutsos, George	0
05-	Peon, Juan Carlos	0	05	Dali, Peter	0
06	Arbos, Jaime	0	06-	Gallen, Laurence	0
07	Cabot, Ricardo	0	07	Grimshaw, Stuart	0
08	Malgosa, Juan	0	08	Laurence, Trevor	*
09	Rota, Carlos	0	09	McLeod, Grant	0
10	Bordas, Mariano	0	10	Miskimmin, Brent	*
11+	Cobos, Ignacio	0	11	Miskimmin, Peter	0
12	Oliva, Jorge	0	12	Parkin, Arthur	1
13	Depaz, Miguel	0	13	Patel, Ramesh	0
14+	Escude, Ignacio	0	14	Wilson, Robin	0
15-	Malgosa, Santiago	0	15	Marquet, Maurice	*
16+	Garcia, Jose Miguel	*	16	Sligo, Graham	0

Men/Match For The 7th Place Statistics Match39/Aug. 10

		ESP			NZL		
		1ST HALF	2ND HALF	TOTAL	1ST HALF	2ND HALF	TOTAL
SHOTS ON GOAL/LANCERS AU BUT		3	2	5	6	5	11
GOALS/BUTS		0	0	0	0	1	1
SHOTS MISSED/LANCERS RATES		1	1	2	2	0	2
FOULS/FAUTES		44	37	81	27	25	52
P.CORNERS AWARDED/COINS ACCORDES		5	3	8	1	0	1
P.CORNERS CONVERTED/COINS REUSSIS		0	0	0	0	0	0
REBOUNDS/RETOURS		3	3	6	0	0	0
P.STROKES AWARDED/COUPS PUN. ACCORDES		0	0	0	0	0	0
P.STROKES CONVERTED/COUPS PUN. REUSSIS		0	0	0	0	0	0
OFFSIDE/HORS JEU		0	1	1	2	2	4
WARNINGS/AVERTISSEMENTS		1	0	1	0	1	1
SUSPENSIONS/SUSPENSIONS		0	2	2	0	0	0
EXPULSIONS/EXPULSIONS		0	1	1	0	0	0
PLAYING TIME/CUREE 39:43							

Men/Match For The 5th Place Results Match 40/Aug. 11

IND 5 - HOL 2					
NO	NAME	GOALS BUTS	NO	NAME	GOALS BUTS
HALF-TIME/MI-TEMPS (2-2)					
HOL			IND		
01	Hermans, Petrus	*	01	James, Romeo	*
02	Den Hartog, Arno	0	02+	Topno, Manohar	0
03	Diepeveen, Cees Jan	1	03	Sharma, Vineet Kumar	1
04+	Pierik, Henricus	0	04	Maneypanda, Somaya	0
05-	Doyer, Theodoor	0	05-	Carvaho, Joaqqimartin	0
06	VanTHek, Thomas	1	06	Singh, Ralinder	0
07	Van Asbeck, Peter	0	07+	Kumar, Charanjit	0
08	Van Asbeck, Willem	*	08	Fernandis, Mervyn	2
09	Kruize, Hans	0	09	Singh, Hardeep	0
10	Kruize, Ties	0	10	Mohd, Shahid	1
11	Steens, Ronaldus	0	11	Zafar, Iqbal	1
12	Kruize, Jan Hidde	0	12	Singh, Nila Komol	0
13	Bos, Alexander	0	13-	Grewal, Iqbaljit	0
14	Bouwman, Roderik	*	14+	Singh, Ravinder Pal	0
15-	Klaassen, Rene	0	15	Gomes, Marcellusmark	*
16+	Van Grimbergen, Maarten	0	16-	Syed, Jalaludin	0

Men/Match For The 5th Place Statistics Match 40/Aug. 11

		HOL			IND		
		1ST HALF	2ND HALF	OT	1ST HALF	2ND HALF	OT
SHOTS ON GOAL/LANCERS AU BUT		3	4	7	4	6	10
GOALS/BUTS		2	0	2	2	3	5
SHOTS MISSED/LANCERS RATES		1	1	2	3	1	4
FOULS/FAUTES		23	20	43	27	35	62
P.CORNERS AWARDED/COINS ACCORDES		3	4	7	2	1	3
P.CORNERS CONVERTED/COINS REUSSIS		0	0	0	1	1	2
REBOUNDS/RETOURS		2	1	3	2	0	2
P.STROKES AWARDED/COUPS PUN. ACCORDES		0	0	0	0	0	0
P.STROKES CONVERTED/COUPS PUN. REUSSIS		0	0	0	0	0	0
OFFSIDE/HORS JEU		0	2	2	4	1	5
WARNINGS/AVERTISSEMENTS		1	0	1	0	0	0
SUSPENSIONS/SUSPENSIONS		0	1	1	0	1	1
EXPULSIONS/EXPULSIONS		0	0	0	0	0	0
PLAYING TIME/DUREE : 40:34							

Hockey

Men/Match For The 3rd Place Results Match 41 /Aug. 11

GBR 3 - AUS 2					
NO	NAY	GOALS BUTS	NO	NAME	GOALS BUTS
HALF-TIME/MI-TEMPS (1-2)					
AUS			GBR		
01	Charlesworth, Richard	0	01	Taylor, Ian	0
02	Irvine, James	0	02	Pappin, Veryan	*
03-	Batch, Colin	0	03	Martin, Stephen	0
04	Bell, David	0	04	Barber, Paul	1
05	Berce, Adrian	*	05	Cattrall, Robert	*
06	Boyce, Grant	*	06	Potter, Jonathan	0
07	Davies, Craig	1	07	Dodds, Richard	1
08-	Haselhurst, Peter	0	08	McConnell, William	0
09	King, Treva	0	09	Hughes, Norman	0
10+	Leece, Terry	0	10	Westcott, David	*
11+	Milton, Grant	0	11+	Leman, Richard	0
12+	Nobbs, Michael	0	12	Batchelor, Stephen	0
13	Patmore, Nigel	1	13	Kerly, Sean	1
14-	Smith, Trevor	0	14-	Duthie, James	0
15	Snowden, Neil	0	15+	Bhaura, Kulbir	0
16	Walsh, Terry	0	16-	Precious, Mark	0

Men/Match For The 3rd Place Statistics Match 41 /Aug. 11

		AUS			GBR		
		1ST HALF	2ND HALF	OT	1ST HALF	2ND HALF	OT
SHOTS ON GOAL/LANCERS AU BUT		13	13	26	2	8	10
GOALS/BUTS		2	0	2	1	2	3
SHOTS MISSED/LANCERS RATES		4	2	6	0	0	0
FOULS/FAUTES		32	30	62	34	23	57
P.CORNERS AWARDED/COINS ACCORDES		12	6	18	1	5	6
P.CORNERS CONVERTED/COINS REUSSIS		1	0	1	1	2	3
REBOUNDS/RETOURS		1	1	2	3	3	6
P.STROKES AWARDED/COUPS PUN. ACCORDES		0	0	0	0	0	0
P.STROKES CONVERTED/COUPS PUN. REUSSIS		0	0	0	0	0	0
OFFSIDE/HORS JEU		3	2	5	0	0	0
WARNINGS/AVERTISSEMENTS		1	0	1	1	0	1
SUSPENSIONS/SUSPENSIONS		0	0	0	0	0	0
EXPULSIONS/EXPULSIONS		0	0	0	0	0	0
PLAYING TIME/DUREE 36:19							

Man/Final Results Match 42/Aug. 11

PAK 2 - FRG 1					
NO	NAME	GOALS BUTS	NO	NAY	GOALS BUTS
HALF-TIME/MI-TEMPS (0-0)					
FRG			PAK		
01	Bassemir, Christian	*	01-	Moinuddin, G.	0
02	Frank, Yobias	0	02	Zia, Qasim	0
03	Hanel, Ulrich	0	03	Ali, Nasir	0
04	Fischer, Carsten	0	04	Rashid, A.	0
05+	Hurter, Joachim	0	05	Mehmood, Ayaz	0
06-	Schmidt-Oppet, Ekkhard	0	06-	Akhtar, Naeem	0
07-	Krull, Reinhard	0	07	Kaleemullah	1
08	Peter, Michael	1	08	Hussain, Manzoor	0
09	Blocher, Stefan	0	09	Sardar, Hasan	1
10	Keller, Andreas	0	10-	Khan, Hanir	0
11+	Reck, Thomas	0	11	Hameed, Khlid	0
12	Slawyk, Maekku	0	12+	Khan, Shahid Ali	0
13	Gunst, Thomas	*	13	Dar, Tauqeer	*
14-	Dopp, Heiner	0	14+	Ahmed, Ishtiaq	0
15	Fred, Volker	0	15	Sherwani, Salleem	*
16+	Brinkmann, Dirk	0	16+	Ahmad, Mushtaq	0

Men/ Final Statistics Match 42/Aug. 11

		FRG			PAK		
		1ST HALF	2ND HALF	OT	1ST HALF	2ND HALF	OT
SHOTS ON GOAL/LANCERS AU BUT		3	2	0	5	4	3
GOALS/BUTS		0	1	0	1	0	1
SHOTS MISSED/LANCERS RATES		1	1	0	2	3	1
FOULS/FAUTES		25	24	20	69	41	31
P.CORNERS AWARDED/COINS ACCORDES		2	4	0	6	4	3
P.CORNERS CONVERTED/COINS REUSSIS		0	1	0	1	0	1
REBOUNDS/RETOURS		0	0	1	1	0	0
P.STROKES AWARDED/COUPS PUN. ACCORDES		0	0	0	0	0	0
P.STROKES CONVERTED/COUPS PUN. REUSSIS		0	0	0	0	0	0
OFFSIDE/HORS JEU		2	1	0	3	2	0
WARNINGS/AVERTISSEMENTS		0	1	0	1	1	0
SUSPENSIONS/SUSPENSIONS		0	0	0	0	2	0
EXPULSIONS/EXPULSIONS		0	0	0	0	0	0
PLAYING TIME/DUREE : 37:31 OVERTIME/SURTEMPS : 17.58							



Men/Final
Match Progress Match 42/Aug.11

Hommes/finale
Deroulement match 42/11 Aout

NO	CTRY NAME	TIME	EVENT	RESULT
		TEMPS	EVENEMENT	RESULTAT
				FRG-PAK
		00:00	WATCH STARTS/MISE AU JEU 13:19	
08	FRG Peter, Michael	02:47	INJURY/BLESSURE	
04	PAK Rashid, A.	15:51	WARNING/AVERTISSEMENT	
15	FRG Fried, Volker	31:48	INJURY/BLESSURE	
04	PAK Rashid, A.	40:16	INJURY/BLESSURE	
08	FRG Peter, Michael	43:45	P. CORNER GOAL/COINS PUN. BUT	1-0
09	PAK Sardar, Hasan	49:49	P. CORNER GOAL/COINS PUN. BUT	1-1
16	PAK Ahmad, Mushtaq	49:49	SUBSTITUTION FOR/POUR NO. 10	
15	FRG Fried, Volker	52:16	WARNING/AVERTISSEMENT	
06	PAK Akhtar, Naem	52:47	INJURY/BLESSURE	
14	PAK Ahmed, Ishfaq	52:47	SUBSTITUTION FOR/POUR NO. 6	
09	FRG Blocher, Stefan	53:16	INJURY/BLESSURE	
11	FRG Reck, Thomas	53:36	SUBSTITUTION FOR/POUR NO. 7	
16	PAK Ahmad, Mushtaq	58:53	TEMPORARY SUSPENSION TEMP.	
04	FRG Fischer, Carsten	58:53	INJURY/BLESSURE	
16	FRG Brinkmann, Dirk	58:53	SUBSTITUTION FOR/POUR NO. 14	
16	PAK Ahmad, Mushtaq	64:08	PLAYER RETURNED/RETOUR AU JEU	
04	PAK Rashid, A.	64:48	TEMPORARY SUSPENSION TEMP.	
01	PAK Moinuddin, G.	67:16	INJURY/BLESSURE	

OVERTIME/SURTEMPS

12	PAK Khan, Shahid Ali	70:00	SUBSTITUTION FOR/POUR NO. 1	
04	PAK Rashid, A.	70:00	PLAYER RETURNED/RETOUR AU JEU	
07	PAK Kaleemullah	81:40	P.CORNER GOAL/COINS PUN. BUT	1-2
06	FRG Schmidt-Oppet, Ekkhard	82:58	INJURY/BLESSURE	
05	FRG Hurter, Joachim	84:06	SUBSTITUTION FOR/POUR NO. 6	
16	PAK Ahmad, Mushtaq	89:47	INJURY/BLESSURE	

Men/Pool A
Team Standing / Aug06

Hommes/poule a
Classement des equipes / 06 Aout

COUNTRY	PLAYED	WON	LOST	TIED	FOR	AGAINST	POINTS
PAYS	JOUES	GAGNES	PERDUS	NULS	POUR	CONTRE	
1 AUS	5	5	0	0	17	4	10
2 FRG	5	3	1	1	12	4	7
3 IND	5	3	1	1	14	9	7
4 ESP	5	2	3	0	11	12	4
5 MAL	5	1	4	0	6	17	2
6 USA	5	0	5	0	4	18	0

POOL PROGRESS/DEROULEMENT DE LA POULE

	AUS	MAL	FRG	ESP	IND	USA
AUS	X	5-0	3-0	3-1	4-2	2-1
MAL	0-5	X	0-5	1-3	1-3	4-1
FRG	0-3	5-0	X	3-1	0-0	4-0
ESP	1-3	3-1	1-3	X	3-4	3-1
IND	2-4	3-1	0-0	4-3	X	5-1
USA	1-2	1-4	0-4	1-3	1-5	X

Men/Pool 8
Team Standing / Aug07

Hommes/poule b
Classement des equipes / 07Aout

COUNTRY	PLAYED	WON	LOST	TIED	FOR	AGAINST	POINTS
PAYS	JOUES	GAGNES	PERDUS	NULS	POUR	CONTRE	
1GBR	5	4	0	1	10	5	9
2 PAK	5	2	0	3	16	7	7
3 HOL	5	3	1	1	16	9	7
4 NZL	5	1	2	2	10	10	4
5 KEN	5	1	4	0	5	14	2
6 CAN	5	0	4	1	7	19	1

POOL PROGRESS/DEROULEMENT DE LA POULE

	HOL	CAN	PAK	NZL	GBR	KEN
HOL	X	4-1	3-3	3-1	3-4	3-0
CAN	1-4	X	1-7	2-2	1-3	2-3
PAK	3-3	7-1	X	3-3	0-0	3-0
NZL	1-3	2-2	3-3	X	0-1	4-1
GBR	4-3	3-1	0-0	1-0	X	2-1
KEN	0-3	3-2	0-3	1-4	1-2	X

Match Summary

Match Sommaire

MATCH POOL	ATTENDANCE
1 A AUS 5 MAL 0	Session: 8,272
2 A FRG 3 ESP 1	Session: 8,272
3 A IND 5 USA 1	Session: 8,272
4 B HOL 4 CAN 1	Session: 4,327
5 B NZL 3 PAK 3	Session: 4,327
6 B GBR 2 KEN 1	Session: 4,327
7 A AUS 3 ESP 1	Session: 3,538
8 A FRG 4 USA 0	Session: 3,538
9 A IND 3 MAL 1	Session: 3,338
10 B HOL 3 NZL 1	Session: 2,594
11 B PAK 3 KEN 0	Session: 4,735
12 B GBR 3 CAN 1	Session: 4,735
13 A IND 4 ESP 3	Session: 3,976
14 A MAL 4 USA 1	Session: 3,976
15 A AUS 3 FRG 0	Session: 3,055
16 B KEN 3 CAN 2	Session: 3,402
17 B GBR 1 NZL 0	Session: 5,062
18 B HOL 3 PAK 3	Session: 5,062
19 B FRG 5 MAL 0	Session: 9,672
20 A AUS 4 IND 2	Session: 9,672
21 A ESP 3 USA 1	Session: 10,300
22 B NZL 4 KEN 1	Session: 3,661
23 A GBR 4 HOL 3	Session: 8,916
24 B PAK 7 CAN 1	Session: 8,916
25 A AUS 2 USA 1	Session: 3,756

MATCH POOL	ATTENDANCE
26 A ESP 3 MAL 1	Session: 3,756
27 A FRG 0 IND 0	Session: 5,166
28 B GBR 0 PAK 0	Session: 5,463
29 B CAN 2 NZL 2	Session: 8,350
30 B HOL 3 KEN 0	Session: 8,350
31 CAN 1 MAL 0	Session: 8,237
32 USA 1 KEN 1	Session: 8,237
33 IND 1 NZL 0	Session: 3,545
34 ESP 0* HOL 0	Session: 3,545
35 PAK 1 AUS 0	Session: 12,331
36 FRG 1 GBR 0	Session: 12,331
37 MAL 3 USA 3**	Session: 4,612
38 KEN 1 CAN 0	Session: 7,693
39 NZL 1 ESP 0	Session: 7,693
40 IND 5 HOL 2	Session: 16,713
41 GBR 3 AUS 2	Session: 16,731
42 PAK 2 FRG 1	Session: 16,731

* = Spain won 3-2 in Penalty Stroke Competition
** = USA won 9-8 in Penalty Stroke Competition

Men

Hommes

Scorer Standing / Aug11

Classement des buteurs / 11 Aout

RANK	CTRY NAY	TOTAL	F. GOALS	P. STROKES	P. CORNERS
RANG		BUTS	COUPS	PEN.	COINS PEN.
1	PAK Sardar, Hasan	10	9	0	1
2	AUS Walsh, Terry	8	7	1	0
3	GBR Kerly,Sean	7	7	0	0
4	IND Sharma, Vineet Kumar	6	0	0	6
	IND Fernandis, Mervyn	6	5	0	1
6	ESP Roca, Carlos	5	3	0	2
	PAK Hussain, Manzoor	5	5	0	0
	AUS Patmore, Nigel	5	5	0	0
9	CAN Rutledge, Ross	4	3	0	1
	FRG Dopp, Heiner	4	4	0	0
	NZL Daji, Peter	4	4	0	0
	ESP Arbos, Jaime	4	0	1	3
	HOL Van T Hek, Thomas	4	3	1	0
14	AUS Haselhurst, Peter	3	3	0	0
	HOL Kruize, Ties	3	0	2	1
	KEN Saini, Parminder	3	2	1	0
	USA Newton, Gary	3	0	0	3
	USA Spencer, Brian	3	3	0	0
	IND Mohd, Shahid	3	3	0	0
	HOL Diepeveen, Cees Jan	3	2	0	1
21	HOL Van Grimbergen, Maarten	2	2	0	0
	MAL Tam, Cheo Sing	2	1	0	1
	HOL Kruize, Jan Hidde	2	1	1	0
	FRG Fischer, Carsten	2	0	0	2
	IND Carvahlo, Joaquimmartin	2	0	2	0
	FRG Blocher, Stefan	2	2	0	0
	PAK Khan, Hanir	2	2	0	0
	KEN Otambo, Chris	2	2	0	0
	GBR Batchelor, Stephen	2	0	0	2
	USA Stone, Andrew	2	0	2	0
	MAL Kyndan Singh, Sarjit Sing	2	2	0	0
	NZL Gallen, Laurence	2	1	0	1
	CAN Sandhu, Neki	2	0	2	0
	KEN Alubaha, Lucas	2	0	0	2
	NZL Parkin, Arthur	2	1	1	0
	MAL Ow, Soon Kooi	2	1	0	1
	FRG Peter, Michael	2	0	0	2
	AUS Davies, Craig	2	0	0	2
39	FRG Krull, Reinhard	1	1	0	0
	IND Kumar, Charanjit	1	1	0	0
	HOL Van Asbeck, Peter	1	1	0	0
	MAL Foo, Keat Seong	1	0	0	1
	FRG Slawyk, Maekku	1	1	0	0
	NZL Mc Leod, Grant	1	0	0	1
	GBR Duthie, James	1	0	0	1
	IND Singh, Hardeep	1	1	0	0
	ESP Malgosa, Santiago	1	1	0	0
	MAL Chew, Michael	1	0	1	0
	GBR Cattrall, Robert	1	0	0	1
	PAK Hameed, Khlid	1	0	0	1
	FRG Reck, Thomas	1	1	0	0
	AUS Batch, Colin	1	1	0	0
	NZL Miskimmin, Peter	1	0	0	1
	HOL Klaassen, Rene	1	1	0	0
	HOL Van Asbeck, Willem	1	0	1	0
	ESP Cobos, Ignacio	1	1	0	0
	CAN Cholakis, Ernest	1	0	0	1
	NZL Grimshaw, Stuart	1	1	0	0
	HOL Doyer, Theodoor	1	1	0	0
	CAN Porritt, Trevor	1	1	0	0
	FRG Schmidt-Oppet, Ekkhard	1	0	0	1
	MAL Murugasen, Shurentheran	1	1	0	0
	IND Zafar, Iqbal	1	1	0	0
	GBR Dodds, Richard	1	0	0	1
	GBR Barber, Paul	1	0	0	1
	PAK Kaleemullah	1	0	0	1
TOTALS		157	98	16	43

Judo/Judo

Officials

International Judo Federation (IJF)
 President / president
 Secretary-General / secrétaire-general
 Technical Delegates / delegues techniques

Shigeyoshi Matsumae (JPN)
 Heinz Kempa (GDR)
 Henri Pierre Sourtine (FRA)
 Jacobus Navwelaerts de Age (HOL)

LAOC Administrative staff / Personal Administratif de LAOC
 Commissioner / commissaire
 Competition Director / directeur de compétition
 Venue Manager and Sports Manager / manager de la venue et manager du sport
 Willy Reich
 Raymond Demblant
 Tedd Wallace

Participants/Participants

Men Hommes	Competitors Compétiteurs	Countries Pays
Extra Lightweight / poide super-leger (60 kg)	28	28
Half Lightweight / poide mi-leger (65 kg)	35	35
Lightweight / poide leger (71 kg)	32	32
Half Middleweight / poids mi-myoen (78 kg)	42	42
Middleweight / poids moyen (86 kg)	31	31
Half Heavyweight / poids mi-lourd (95 kg)	24	24
Heavyweight / poids lourd (95 + kg)	16	16
Open Category / categorie ouverte	15	15



Legend/Legende

FUS fusen-gachi / win by default / victoire par défaut
 FUS* fusen-gachi / default by both / défaut des deux adversaires
 HAN hansoku-make / disqualification / disqualification
 HIK hiki-wake / draw / match nul
 IPO ippon / full point / ippon
 KIK kiken-gachi / win by withdrawal / victoire sur abandon
 KOK* koka-shido / koka due to note / koka sur note
 KOK koka / almost yuko / presque yuko

SOG sogo-gachi / compound win / victoire composée
 WAZ waza-ari / almost ippon / presque ippon
 WAZ* waza-ari keikaku / waza-ari due to warning / waza-ari sur avertissement
 WIP waza-ari awasete ippon / win due to waza-ari / victoire sur waza-ari
 YUK yuko / almost waza-ari / presque waza-ari
 YUK* yuko-chui / yuko due to caution / yuko sur avertissement
 YUS yusei-gachi / win by decision / victoire par décision

Eagle's Nest Arena,
 California state University,
 Los Angeles (4,300)





Judo

Extra Lightweight 60 Kg/ Preliminary Pool A Round 1/ Aug. 04			Poids super-leger 60 kg / eliminatoires Tableau a tour 1 / 04 Aout
NAME	CTRY	WINNINGSTYLE TECHNIQUE DU GAGNANT	TIME TEMPS
Ciampa, Gino	AUS	SEOI-NAGE	1:35
Mafuta, James	ZAM		
Zhang, Goujun	CHN	HARAI-GOSHI	5:00
Delvingt, Guy	FRA		
Sotillo, Carlos	ESP	TAI-OTOSHI	5:00
Francini, Alberto	SMR		
Madhar, Mohamed	SUR	SEOI-NAGE	5:00
Nkamgang, Christian	CMR		
Sall, Djibril	SEN	KANSETSU-JUJI-GATAME	4:14
Jupke, Peter	FRG		
Di Nocco, Jorge Omar	ARG	TE-GURUMA	1:02
Yeung, Luen-Lin	HKG		

Extra Lightweight 60 Kg/ Preliminary Pool A Round 2 / Aug. 04			Poids super-leger 60 kg / eliminatoires Tableau a tour 2 / 04 Aout
NAME	CTRY	WINNINGSTYLE TECHNIQUE DU GAGNANT	TIME TEMPS
Caimpa, Gino	AUS	PENALTY	5:00
Delvingt, Guy	FRA		
Sotillo, Carlos	ESP	KO-UCHI-GAKE	5:00
Kim, Jae-Yup	KOR		
Madhar, Mohamed	SUR	DE-ASHI-HARAI	0:24
Jupke, Peter	FRG		
Di Nocco, Jorge Omar	ARG	PENALTY / YOKO-SHIHO-GATAME	3:29
Liddie, Edward	USA		

Extra Lightweight 60 Kg/ Preliminary Pool A Round 3 / Aug. 04			Poids super-leger 60 kg / eliminatoires Tableau a tour 3 / 04 Aout
NAME	CTRY	WINNING STYLE TECHNIQUE DU GAGNANT	TIME TEMPS
Delvingt, Guy	FRA	YUSEI-GACHI	2/3 5:00
Kim, Jae-Yup	KOR		
Jupke, Peter	FRG	YUSEI-GACHI	3/3 5:00
Liddie, Edward	USA		

Extra Lightweight 60 Kg/ Preliminary Pool A Round 4 / Aug. 04			Poids super-leger 60 kg / eliminatoires Tableau a tour 4 / 04 Aout
NAME	CTRY	WINNINGSTYLE TECHNIQUE DU GAGNANT	TIME TEMPS
Kim, Jae-Yup	KOR	TANI-OTOSHI	5:00
Liddie, Edward	USA		

Extra Lightweight 60 Kg/ Preliminary Pool B Round 1 / Aug. 04			Poids super-leger 60 kg / eliminatoires Tableau b tour 1 / 04 Aout
NAME	CTRY	WINNINGSTYLE TECHNIQUE DU GAGNANT	TIME TEMPS
Guler, Cengiz	TUR	FUSEN-GACHI	0:00
Chau, Chin-Fu	TPE		
Sanabria Jr., Alvaro	CRC	O-SOTO-GARI	0:14
Koaz, Eddy	ISR		
Eckersley, Neil	GBR	KANSETSU-JUJI-GATAME	4:27
Hellqvist, Anders	SWE		
Neves, Joao	POR	YOKO-TOMOE-NAGE	1:56
Hosokawa, Shinji	JPN		
Takahashi, Phil	CAN	YUSEI-GACHI	2/3 5:00
Shinoara, Luiz	BRA		
Slimani, Abdelhamid	MAR	TATE-SHIHO-GATAME	3:20
Estephan, Michel	LIB		

Extra Lightweight 60 Kg/ Preliminary Pool B Round 2 / Aug. 04			Poids super-leger 60 kg / eliminatoires Tableau b tour 2 / 04 Aout
NAME	CTRY	WINNINGSTYLE TECHNIQUE DU GAGNANT	TIME TEMPS
Chau, Chin-Fu	TPE	SANKAKU-JIME	3:04
Koaz, Eddy	ISR		
Eckersley, Neil	GBR	SUMI-GAESHI	5:00
Gonzalez, Rafael	MEX		
Hosokawa, Shinji	JPN	SEOI-NAGE / YOKO-TOMOE-NAGE	2:58
Shinoara, Luiz	BRA		
Slimani, Abdelhamid	MAR	YUSEI-GACHI	3/3 5:00
Mariani, Felice	ITA		

Judo

Extra Lightweight 60 Kg / Preliminary Pool B Round 3 / Aug. 04			Poids super-leger 60 kg / eliminatoires Tableau b tour 3 / 04 Aout
NAME	CTRY	WINNING STYLE TECHNIQUE DU GAGNANT	TIME TEMPS
Koaz, Eddy	ISR	KANSETSU-JUJI-GATAME	4:24
Eckersley, Neil	GBR		
Hosokawa, Shinji	JPN	TOMOE-NAGE	5:00
Mariani, Felice	ITA		

Extra Lightweight 60 Kg / Preliminary Pool B Round 4 / Aug. 04			Poids super-leger 60 kg / eliminatoires Tableau b tour 4 / 04 Aout
NAME	CTRY	WINNINGSTYLE TECHNIQUE DU GAGNANT	TIME TEMPS
Eckersley, Neil	GBR	YOKO-SHIHO-GATAME	0:51
Hosokawa, Shinji	JPN		

Extra Lightweight 60 Kg/ Repechages Pools A & B And Final / Aug. 04			Poids super-leger 60 kg / repschages tableaux a & b et Finale / 04 Aout
NAME	CTRY	WINNINGSTYLE TECHNIQUE DU GAGNANT	TIME TEMPS
REPECHAGE A			
Sotillo, Carlos	ESP	KAISHI	5:00
Delvingt, Guy	FRA		
Delvingt, Guy	FRA	SEOI-NAGE	7:00
Liddie, Edward	USA		
REPECHAGE B			
Neves, Joao	POR	FUSEN-GACHI	0:00
Shinoara, Luiz	BRA		
Shinoara, Luiz	BRA	YUSEI-GACHI	3/3 5:00
Mariani, Felice	ITA		
Mariani, Felice	ITA	KANSETSU-JUJI-GATAME	2:09
Eckersley, Neil	GBR		
FINAL/FINALE			
Kim, Jae-Yup	KOR	YOKO-SHIHO-GATAME	1:09
Hosokawa, Shinji	JPN		

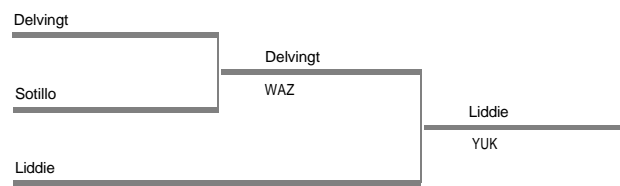


Extra Lightweight
132.26 pounds August 04

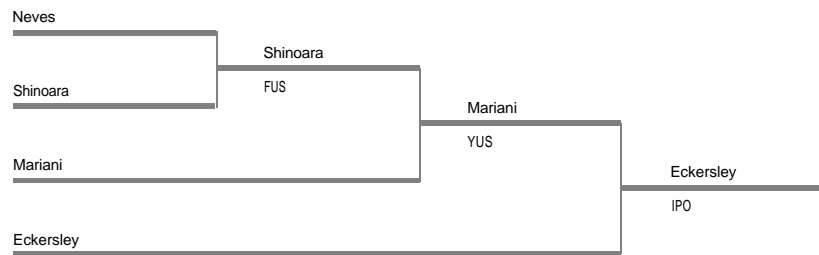
Poids super-léger
60 kg Août 04

Pool / Tableau A	Round / Tour 2	Round / Tour 3	Round / Tour 4	Final/Finale
Round / Tour 1				
Gino Ciampa (AUS)	Ciampa			
James Mafuta (ZAM)	IPO			
Goujun Zhang (CHN)	Delvingt	Delvingt		
Guy Delvingt (FRA)	YUK	YUK		
Carlos Sotillo (ESP)	Sotillo		Kim	
Alberto Francini (SMR)	YUK	Kim	YUS	
Jae-Yup Kim (KOR)	Kim	WAZ		
Bye				Kim
Mohamed Madhar (SUR)	Madhar			YUK
Christian Nkamgang (CMR)	YUK			
Djrril Sall (SEN)	Jupke	Jupke		
Peter Jupke (FRG)	IPO	IPO		
Jorge Omar DiNocco (ARG)	Dinocco		Liddie	
Luen-Lin Yeung (HKG)	IPO	Liddie	Yus	
Edward Liddie (USA)	Liddie	IPO		
Bye				
Pool / Tableau B				Hosokawa
Cengiz Guler (TUR)	Chau			IPO
Chin-Fu Chau (TPE)	FUS	Koaz		
Rony Sanabpia (CRC)	Koaz	IPO		
Eddy Koaz (ISR)	IPO			
Neil Eckersley (GBR)	Eckersley		Eckersley	
Anders Hellqvist (SWE)	IPO	Eckersley	IPO	
Rafael Gonzalez (MEX)	Gonzalez	IPO		
Bye				Hosokawa
Joao Neves (POR)	Hosokawa			IPO
Shinji Hosokawa (JPN)	IPO	Hosokawa		
Phil Takahashi (CAN)	Shinoara	IPO		
Luiz Shinoara (BRA)	YUS		Hosokawa	
Abdelhamid Slimani (MAR)	Slimani		YUK	
Michel Estephan (LIB)	IPO	Mariani		
Fdlice Mariani (ITA)	Mariani	YUS		
Bye				

Repechage A



Repechage B



Half Lightweight 65 Kg / Preliminary Pool A Round 1 / Aug. 05				Poids mi-leger 65 kg / eliminatoires Tableau a tour 1 / 05 Aout			
NAME	CTRY	WINNING STYLE TECHNIQUE DU GAGNANT	TIME TEMPS				
Matsuoka, Yoshiyuki	JPN	0-UCHI-GARI	5:00				
Haggqvist, Jorgen	SWE						
Al-Najada, Adel	KUW	SHINE	1:17				
Farrow, Brad	CAN						

Half Lightweight 65 Kg / Preliminary Pool A Round 2 / Aug. 05				Poids mi-leger 65 kg / eliminatoires Tableau a tour 2 / 05 Aout			
NAME	CTRY	WINNING STYLE TECHNIQUE DU GAGNANT	TIME TEMPS				
Matsuoka, Yoshiyuki	JPN	SEOI-NAGE	5:00				
Laats, Philip	BEL						
Gawthorpe, Stephen	GBR	TATE-SHIHO-GATAME	3:45				
Rosa, Rui	POR						
Chalas, Juan	DON	FUSEN-GACHI	0:00				
Mbida, Bienvenu	CGO						
Niculae, Constantin	ROM	YUSEI-GACHI	3/3 5:00				
Padilla, Gerardo	MEX						
Farrow, Brad	CAN	KANSETSU	0:18				
Bikidick, Jesskiel	CMR						
Alexandre, Marc	FRA	KUZURE-KAMI-SHIHO-GATAME	2:25				
Narvaez, Max	PAR						
El-Achkar, Jihad	LIB	SEOI-NAGE	3:47				
Arevalo, Jimmy	ECU						
Bequera Vera, Luis	VEN	PENALTY	5:00				
Ocko, Franc	YUG						

Half Lightweight 65 Kg / Preliminary Pool A Round 3 / Aug. 05				Poids mi-leger 65 kg / eliminatoires Tableau a tour 3 / 05 Aout			
NAME	CTRY	WINNING STYLE TECHNIQUE DU GAGNANT	TIME TEMPS				
Matsuoka, Yoshiyuki	JPN	SEOI-NAGE	2:28				
Gawthorpe, Stephen	GBR						
Mbida, Bienvenu	CGO	TATE-SHIHO-GATAME	3:55				
Niculae, Constantin	ROM						
Farrow, Brad	CAN	DE-ASHI-HARAI	5:00				
Alexandre, Marc	FRA						
Arevalo, Jimmy	ECU	PENALTY	5:00				
Ocko, Franc	YUG						

Half Lightweight 65 Kg / Preliminary Pool A Round 4 / Aug. 05				Poids mi-leger 65 kg / eliminatoires Tableau a tour 4 / 05 Aout			
NAME	CTRY	WINNING STYLE TECHNIQUE DU GAGNANT	TIME TEMPS				
Matsuoka, Yoshiyuki	JPN	KANSETSU-WAZA	2:16				
Niculae, Constantin	ROM						
Alexandre, Marc	FRA	YUSEI-GACHI	3/3 5:00				
Ocko, Franc	YUG						

Half Lightweight 65 Kg / Preliminary Pool A Round 5 / Aug. 05				Poids mi-leger 65 kg / eliminatoires Tableau a tour 5 / 05 Aout			
NAME	CTRY	WINNING STYLE TECHNIQUE DU GAGNANT	TIME TEMPS				
Matsuoka, Yoshiyuki	JPN	YUSEI-GACHI	3/3 5:00				
Alexandre, Marc	FRA						

Half Lightweight 65 Kg / Preliminary Pool B Round 1 / Aug. 05				Poids mi-leger 65 kg / eliminatoires Tableau b tour 1 / 05 Aout			
NAME	CTRY	WINNING STYLE TECHNIQUE DU GAGNANT	TIME TEMPS				
Rosati, Sandro	ITA	SHIME	3:33				
Sancho, Andres	CRC						

Half Lightweight 65 Kg / Preliminary Pool B Round 2 / Aug. 05				Poids mi-leger 65 kg / eliminatoires Tableau b tour 2 / 05 Aout			
NAME	CTRY	WINNING STYLE TECHNIQUE DU GAGNANT	TIME TEMPS				
Rosati, Sandro	ITA	PENALTY	5:00				
Rodriguez, Francisco	ESP						
Solo, Carlos	HON	SHINE	1:12				
Ayan, Alpaslan	TUR						
Claire, Edgar	BOL	KANSETSU-JUJI-GATAME	1:16				
Chanson, Luc	SUI						
Agena, Craig	USA	TOMOE-NAGE	5:00				
Chinchilla, Alfredo	NOR						
Rohleder, James	FRG	KO-SOTO-GARI	5:00				
Wang, Shengli	CHN						
Sano, Sergio	BRA	SHIME	0:32				
Torres, Fredy	ESA						
Chong, Siao-Chin	HKG	KUZURE-KAMI-SHIHO-GATAME	1:30				
Hwang, Jung-Oh	KOR						
Soubei, Mohamed	EGY	SEOI-NAGE	4:30				
Reiter, Josef	AUT						



**Half Lightweight 65 Kg / Preliminary
Pool B Round 3 / Aug. 05**

**Poids mi-leger 65 kg/ eliminatoires
Tableau b tour 3 / 05 Aout**

NAME	CTRY	WINNING STYLE TECHNIQUE DU GAGNANT	TIME TEMPS
Rosati, Bandro Ayan, Alpaslan	ITA TUR	YUSEI-GACHI	3/3 5:00
Chanson, Luc Chinchilla, Alfredo	SUI NOR	KO-UCHI-GARI	5:00
Rohleder, James Sano, Sergio	FRG BRA	O-UCHI-GARI	5:00
Hwang, Jung-Oh Reiter, Josef	KOR AUT	TE-WAZA	5:00

**Half Lightweight 65 Kg / Preliminary
Pool B Round 4 / Aug. 05**

**Poids mi-leger 65 kg / eliminatoires
Tableau b tour 4 / 05 Aout**

NAME	CTRY	WINNING STYLE TECHNIQUE DU GAGNANT	TIME TEMPS
Rosati, Sandro Chanson, Luc	ITA SUI	KIKEN-GACHI	2:01
Bano, Bergio Hwang, Jung-Oh	BRA KOR	SEOI-NAGE	5:00

**Half Lightweight 65 Kg / Preliminary
Pool B Round 5 / Aug. 05**

**Poids mi-leger 65 kg / eliminatoires
Tableau b tour 5 / 05 Aout**

NAME	CTRY	WINNING STYLE TECHNIQUE DU GAGNANT	TIME TEMPS
Rosati, Bandro Hwang, Jung-Oh	ITA KOR	PENALTY	5:00

**Half Lightweight 65 Kg / Repechages Pools A & B And
Final / Aug. 05**

**Poids mi-leger 65 kg / repechages tableaux a & bet
Finale / 05 Aout**

NAME	CTRY	WINNING STYLE TECHNIQUE DU GAGNANT	TIME TEMPS
REPECHAGE A			
Haggqvist, Jorgen Laats, Philip	SWE BEL	O-UCHI-GARI	5:00
Lasts, Philip Gawthorpe, Stephen	BEL GBR	KANSETSU-JUJI-GATAME	0:56
Gawthorpe, Stephen Niculae, Constantin	GBR ROM	YOKO-GAKE	5:00
Gawthorpe, Stephen Alexandre, Marc	GBR FRA	UCHI-MATA	7:00
REPECHAGE B			
Chong, Siao-Chin Reiter, Josef	HKG AUT	KUZURE-KESA-GATAME	2:01
Reiter, Josef Bano, Sergio	AUT BRA	KANSETSU-JUJI-GATAME	3:10
Reiter, Josef Rosati, Bandro	AUT ITA	YUSEI-GACHI	2/3 7:00
FINAL/FINALE			
Matsuoka, Yoshiyuki Hwang, Jung-Oh	JPN KOR	SEOI-NAGE	7:00

**Lightweight 71 Kg / Preliminary
Pool A Round 1 / Aug. 06**

**Poids leger 71 kg / eliminatoires
Tableau a tour 1 / 06 Aout**

NAME	CTRY	WINNING STYLE TECHNIQUE DU GAGNANT	TIME TEMPS
Beauchamp, Glenn Chirinos, Luis	CAN HON	FUSEN-GACHI	0:00
Tam, Chin-Kee Yi, Dexin	HKG CHN	KAMI-SHIHO-GATAME	3:41
Oleary, shaun Wohlwend, Johannes	NZL LIE	TE-GURUMA	5:00
Gamba, Ezio Dyot, Serge	ITA FRA	KANSETSU-JUJI-GATAME	1:07
Khawam, Rony Ben Gamra, Hassen	LIB TUN	UCHI-MATA	0:42
Zagloul, Yousry Onmura, Luis	EGY BRA	UCHI-MATA	3:18
Evensen, Frank Swain, Michael	NOR USA	YUSEI-GACHI	3/3 5:00
N'Guessan, Jean Claude Al-Hammad, Yousuf	CIV KUW	KANSETSU	2:58

**Lightweight 71 Kg / Preliminary
Pool A Round 2 / Aug. 06**

**Poids leger 71 kg / eliminatoires
Tableau a tour 2 / 06 Aout**

NAME	CTRY	WINNING STYLE TECHNIQUE DU GAGNANT	TIME TEMPS
Beauchamp, Glenn Yi, Dexin	CAN CHN	TE-WAZA	5:00
Wohlwend, Johannes Gamba, Ezio	LIE ITA	KANSETSU-JUJI-GATAME	2:02
Ben Gamra, Hassen Onmura, Luis	TUN BRA	SEOI-NAGE	5:00
Swain, Michael Al-Hammad, Yousuf	USA KUW	UCHI-MATA	0:04

**Lightweight 71 Kg / Preliminary
Pool A Round 3 / Aug. 06**

**Poids leger 71 kg / eliminatoires
Tableau a tour 3 / 06 Aout**

NAME	CTRY	WINNING STYLE TECHNIQUE DU GAGNANT	TIME TEMPS
Beauchamp, Glenn Gamba, Ezio	CAN ITA	KANSETSU-JUJI-GATAME	0:42
Onmura, Luis Swain, Michael	BRA USA	YUSEI-GACHI	3/3 5:00

**Lightweight 71 Kg / Preliminary
Pool A Round 4 / Aug. 06**

**Poids leger 71 kg / eliminatoires
Tableau a tour 4 / 06 Aout**

NAME	CTRY	WINNING STYLE TECHNIQUE DU GAGNANT	TIME TEMPS
Gamba, Ezio Onmura, Luis	ITA BRA	KANSETSU-JUJI-GATAME	0:10

**Lightweight 71 Kg / Preliminary
Pool B Round 1 / Aug. 06**

**Poids leger 71 kg / eliminatoires
Tableau b tour 1 / 06 Aout**

NAME	CTRY	WINNING STYLE TECHNIQUE DU GAGNANT	TIME TEMPS
Liaw, Der-Cherng Young, Michael	TPE AUS	PENALTY	5:00
Ruiz, Joaquin Banabria Jr., Alvaro	ESP CRC	DE-ASHI-BARAI/SEOI-NAGE	2:19
Hyvarinen, Antti Stranz, Stefan	FIN FRG	UCHI-MATA	1:07
Brown, Kerrith Vujevic, Vojo	GBR YUG	YUSEI-GACHI	2/3 5:00
Diallo, Ibrahima Nakanishi, Hidetoshi	SEN JPN	HANSOKU-GACHI	4:24
D' Assuncao, Hugo Vizcarra, Federico	POR MEX	KO-UCHI-GARI	5:00
Kalwihzi, Alick Vargas, Juan	ZAM ESA	O-GOSHI	4:56
Foley, Kieran Ahn, Byeong-Keun	IRL KOR	YOKO-SHIHO-GATAME	2:53

**Lightweight 71 Kg / Preliminary
Pool B Round 2 / Aug. 06**

**Poids leger 71 kg / eliminatoires
Tableau b tour 2 / 06 Aout**

NAME	CTRY	WINNING STYLE TECHNIQUE DU GAGNANT	TIME TEMPS
Liaw, Der-Cherng Ruiz, Joaquin	TPE ESP	PENALTY	5:00
Stranz, Stefan Brown, Kerrith	FRG GBR	UDE-GARAMI	4:25

Half Lightweight
143.25 pounds August 05

Poids mi-léger
65 kg Aout 05

Pool / Tableau A
Round / Tour 1

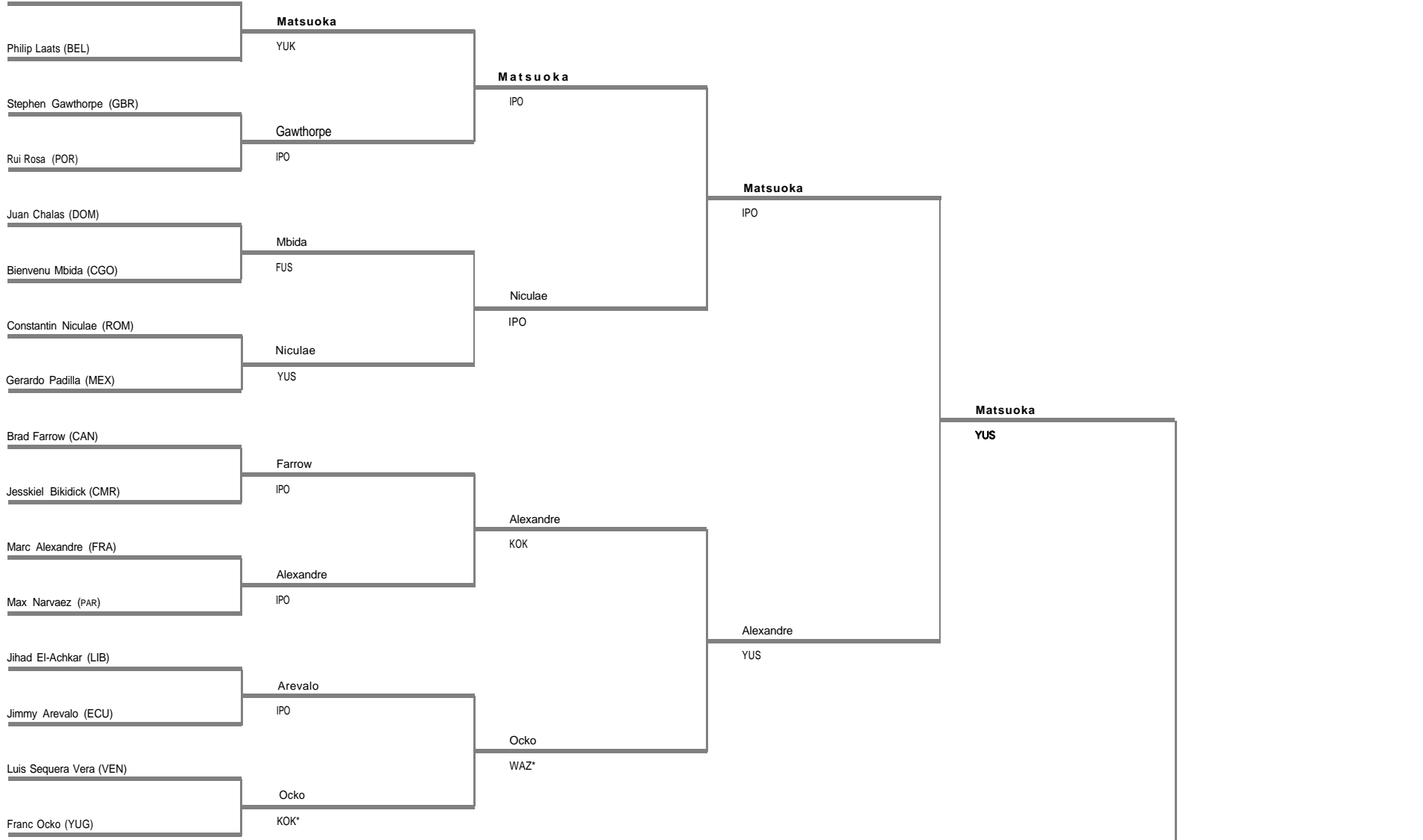
Round / Tour 2

Round / Tour 3

Round / Tour 4

Final/Finale

Yoshiyuki Matsuoka (JPN)

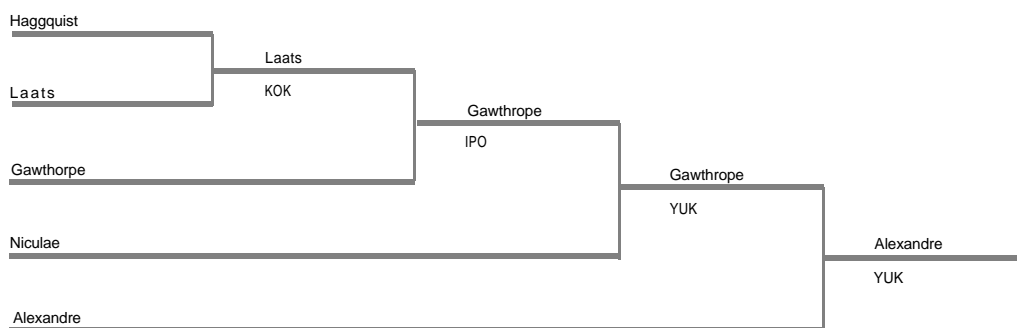


Pool / Tableau B

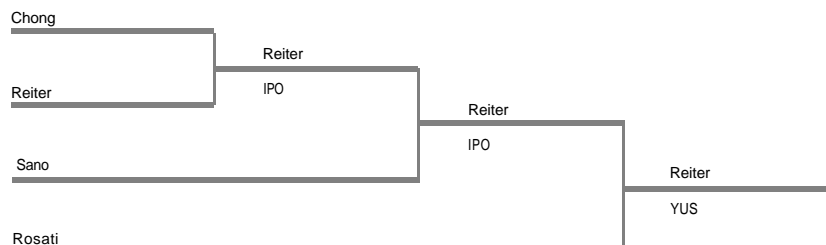




Repechage A



Repechage B



N A M E	CTRY	WINNING STYLE TECHNIQUE DU GAGNANT	TIME TEMPS
Nakanishi, Hidetoshi	JPN	DE-ASHI-BARAI	5:00
Vizcarra, Federico	MEX		
Vargas, Juan	ESA		0:36
Ahn, Byeong-Keun	KOR	SEOI-NAGE	

Lightweight 71 Kg / Preliminary Pool B Round 3 / Aug. 06		Poids léger 71 kg / éliminatoires Tableau b tour 3 / 06 Aout	
N A M E	CTRY	WINNING STYLE TECHNIQUE DU GAGNANT	TIME TEMPS
Liaw, Der-Cherng	TPE		5:00
Brown, Kerrith	GBR	SUKUI-NAGE	
Nakanishi, Hidetoshi	JPN		5:00
Ahn, Byeong-Keun	KOR	PENALTY	

Lightweight 71 Kg / Preliminary Pool B Round 4 / Aug. 06		Poids léger 71 kg / éliminatoires Tableau b tour 4 / 06 Aout	
N A M E	CTRY	WINNING STYLE TECHNIQUE DU GAGNANT	TIME TEMPS
Brown, Kerrith	GBR		3/3 5:00
Ahn, Byeong-Keun	KOA	YUSEI-GACHI	

Lightweight 71 Kg / Repechages Pools A & B And Final / Aug. 06		Poids léger 71 kg / tableaux a & b et Final / 06 Aout	
N A M E	CTRY	WINNING STYLE TECHNIQUE DU GAGNANT	TIME TEMPS

REPECHAGE A			
N A M E	CTRY	WINNING STYLE TECHNIQUE DU GAGNANT	TIME TEMPS
Dyot, Serge	FRA	TAI-OTOSHI	0:58
Wohlwend, Johannes	LIE		
Dyot, Serge	FRA		3/3 5:00
Beauchamp, Glenn	CAN	YUSEI-GACHI	
Beauchamp, Glenn	CAN		7:00
Onmura, Luis	BRA	KAESHI-WAZA	
REPECHAGE B			
Foley, Kieran	IRL	CHI-MATA	0:08
Vargas, Juan	ESA		
Foley, Kieran	IRL		5:00
Nakanishi, Hidetoshi	JPN	KAESHI-WAZA	
Nakanishi, Hidetoshi	JPN		7:00
Brown, Kerrith	GBR	KO-UCHI-GARI	
FINAL/FINALE			
Gamba, Ezio	ITA		
Ahn, Byeong-Keun	KOR	SEOI-NAGE	7:00

Half Middleweight 76 Kg / Preliminary Pool A Round 1 / Aug. 07		Poids mi-moyen 76 kg / éliminatoires Tableau a tour 07 Aout	
N A M E	CTRY	WINNING STYLE TECHNIQUE DU GAGNANT	TIME TEMPS

Andrade, Antonio	POR	SHIME-WAZA	0:36
Condor, Javier	CRC		
Thoen, Fridtjof	NOR		5:00
Yesilnur, Suheyl	TUR	PENALTY	
Lescak, Filip	YUG	FUSEN-GACHI	0:00
Sierra, Adrian	HON		
Henneveld, Robert	HOL	FUSEN-GACHI	0:00
Casanova, Jaime	DOM		
Spinks, Graeme	NZL		5:00
Nowak, Michel	FRA	O-UCHI-GARI	

Half Middleweight 78 Kg / Preliminary Pool A Round 2 / Aug. 07		Poids mi-moyen 78 kg / éliminatoires Tableau a tour 2 / 07 Aout	
N A M E	CTRY	WINNING STYLE TECHNIQUE DU GAGNANT	TIME TEMPS

Andrade, Antonio	POR	TATE-SHIHO-GATAME	1:10
Diallo, Abdoulaye	GUI		
Yesilnur, Suheyl	TUR	SEOI-NAGE	1:47
Banz, Ignacio	ESP		
Lescak, Filip	YUG	O-SOTO-GARI	5:00
Santos, Rogerio	BRA		
Kouyialis, Ioannis	CYP		4:28
Gueye-Elhadij, Ousseynou	SEN	HARAI-GOSHI	
Henneveld, Robert	HOL		1:41
Adams, Neil	GBR	SEOI-NAGE	
Al-Tubaikh, Saed	KUW		0:33
Barron, Bret	USA	SHIME-WAZA	
Nowak, Michel	FRA	SUKUI-NAGE	0:35
Ponte, Moshe	ISR		
Myllyla, Seppo	FIN	YOKO-SHIHO-GATAME	3:52
Tembo, Asafu	ZAM		

Half Middleweight 78 Kg / Preliminary Pool A Round 3 / Aug. 07		Poids mi-moyen 76 kg / éliminatoires Tableau a tour 3 / 07 Aout	
N A M E	CTRY	WINNING STYLE TECHNIQUE DU GAGNANT	TIME TEMPS

Andrade, Antonio	POR		5:00
Yesilnur, Suheyl	TUR	DE-ASHI-BARAI	
Lescak, Filip	YUG	YUSEI-GACHI	3/3 5:00
Gueye-Elhadij, Ousseynou	SEN		
Adams, Neil	GBR	KANSETSU-JUJI-GATAME	3:33
Barron, Bret	USA		
Nowak, Michel	FRA	SOKO-GACHI (PENALTY / KUZURE-KESA-GATAME)	3:44
Myllyla, Seppo	FIN		

Lightweight
156.5 pounds August 06

Poids léger
71 kg Aout 06

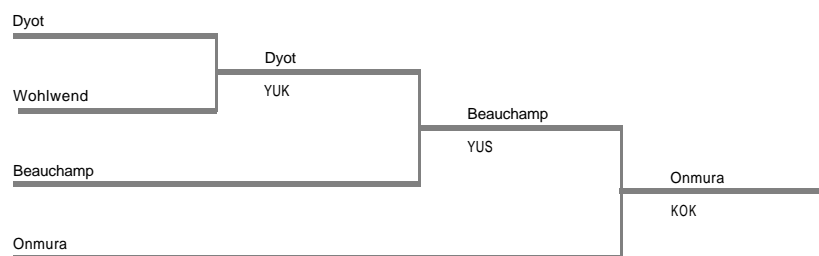
Pool/Tableau A

Round/Tour 1 Round/Tour 2 Round/Tour 3 Round/Tour 4 Final/Finale

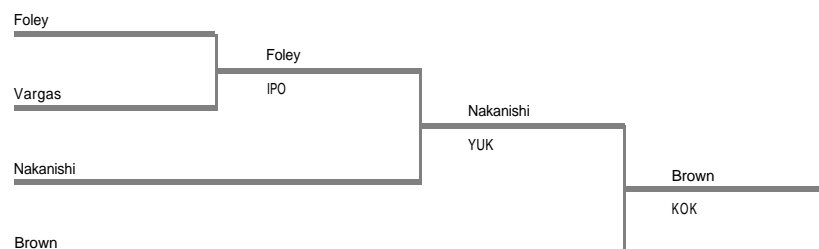




Repechage A



Repechage B



Half Middleweight 78 Kg / Preliminary Pool A Round 4 / Aug. 07

Poids mi-moyen 78 kg / éliminatoires Tableau a tour 4/07 Aout

NAME	CTRY	WINNING STYLE TECHNIQUE DU GAGNANT	TIME TEMPS
Yesilnur, Suheyf	TUR	YUG TE-GUKUMA	2:50
Lescak, Filip	YUG	TE-GUKUMA	
Adams, Neil	GBR	TOMOE-NAGE	5:00
Nowak, Michel	FRA	TOMOE-NAGE	

Half Middleweight 78 Kg / Preliminary Pool A Round 5 / Aug. 07

Poids mi-moyen 78 kg / éliminatoires Tableau a tour 5 / 07 Aout

NAME	CTRY	WINNING STYLE TECHNIQUE DU GAGNANT	TIME TEMPS
Lescak, Filip	YUG	TE-GUKUMA	5:00
Adams, Neil	GBR	TOMOE-NAGE	

Half Middle weight 78 Kg / Preliminary Pool B Round 1 / Aug. 07

Poids mi-moyen 78 kg / éliminatoires Tsbleau b tour / 07 Aout

NAME	CTRY	WINNING STYLE TECHNIQUE DU GAGNANT	TIME TEMPS
Fraticea, Mircea	RON	SEOI-NAGE	1:42
Li, Chung-Tai	HKG	SEOI-NAGE	
Dedecker, Jean-Mane	BEL	AUT FUSEN-GACHI	0:00
Haasmann, Thomas	AUT	FUSEN-GACHI	
Marcelli, Massimo	ITA	FUSEN-GACHI	0:00
Bonnet, Jorge L.	PUR	FUSEN-GACHI	
Oula, Gaston	CIV	UCHI-MATA	1:20
Wieneke, Frank	FRG	UCHI-MATA	
Hwang, Jin-Boo	KOR	YUSEI-GACHI	3/3 5:00
Huttich, Carlos	MEX	YUSEI-GACHI	

Half Middleweight 78 Kg / Preliminary Pool B Round 2 / Aug. 07

Poids mi-moyen 78 kg / éliminatoires Tadlean b tour 2 / 07 Aout

NAME	CTRY	WINNING STYLE TECHNIQUE DU GAGNANT	TIME TEMPS
Fraticea, Mircea	ROM	URA-NAGE	1:14
Diop, Paul	MLI	URA-NAGE	
Haasmann, Thomas	AUT	MOROTE-GARI	5:00
Kjellin, Per	SWE	MOROTE-GARI	
Bonnet, Jorge L.	PUR	UCHI-MATAKUZRE-KESA-GATAME	2:47
Wogo, Christophe	CGO	UCHI-MATAKUZRE-KESA-GATAME	
Ndemba, Jules-Albert	CMR	O-UCHI-GARI	0:49
Maach, Mohamed	MAR	O-UCHI-GARI	
Wieneke, Frank	FRG	KO-SOTO-GARI	5:00
Takano, Hiromitsu	JPN	KO-SOTO-GARI	

NAME	CTRY	WINNING STYLE TECHNIQUE DU GAGNANT	TIME TEMPS
------	------	---------------------------------------	---------------

Kuruvoli, Simone	FIJ	TAI-OTOSHI	1:49
Mohamed, Walid	EGY	TAI-OTOSHI	
Huttich, Carlos	MEX	O-UCHI-GARI	5:00
Liu, Junlin	CHN	O-UCHI-GARI	
Doherty, Kevin	CAN	TAI-OTOSHI	5:00
gun, Yih-Shong	TPE	TAI-OTOSHI	

Half Middleweight 78 Kg / Preliminary Pool B Round 3 / Aug. 07

Poids mi-moyen 78 kg / éliminatoires Tableau b tour 3 / 07 Aout

NAME	CTRY	WINNING STYLE TECHNIQUE DU GAGNANT	TIME TEMPS
Fraticea, Mircea	RON	HARAI-GOSH1	5:00
Kjellin, Per	SWE	HARAI-GOSH1	
Bonnet, Jorge L.	PUR	HARAI-GOSH1	2:25
Ndemba, Jules-Albert	CMR	HARAI-GOSH1	
Wieneke, Frank	FRG	PENALTY	5:00
Mohamed, Walid	EGY	PENALTY	
Liu, Junlin	CHN	HARAI-GOSH1	0:17
Doherty, Kevin	CAN	HARAI-GOSH1	

Half Middleweight 78 Kg / Preliminary Pool B Round 4 / Aug. 07

Poids mi-moyen 78 kg / éliminatoires Tableau b tour 4 / 07 Aout

NAME	CTRY	WINNING STYLE TECHNIQUE DU GAGNANT	TIME TEMPS
Fraticea, Mircea	ROM	SHIME-WAZA	3:26
Bonnet, Jorge L.	PUR	SHIME-WAZA	
Wieneke, Frank	FRG	PENALTY	5:00
Doherty, Kevin	CAN	PENALTY	

Half Middleweight 78 Kg / Preliminary Pool B Round 5 / Aug. 07

Poids mi-moyen 78 kg / éliminatoires Tableau b tour 5 / 07 Aout

NAME	CTRY	WINNING STYLE TECHNIQUE DU GAGNANT	TIME TEMPS
Fraticea, Mircea	ROM	YUSEI-GACHI	2/3 5:00
Wieneke, Frank	FRG	YUSEI-GACHI	

Judo

Half Middleweight 78 Kg / Repechages Pools A & B And Final / Aug. 07 **Poids mi-moyen 78 kg / repechages tableaux a & b et Finale / 07 Aout**

NAME	CTRY	WINNING STYLE TECHNIQUE DU GAGNANT	TIME TEMPS
REPECHAGE A			
Henneveld, Robert Barron, Rret	HOL USA	KO-UCHI-GARI	5:00
Henneveld, Robert Nowak, Mihel	HOL FRA	YUSEI-GACHI	3/3 5:00
Nowak, Michel Lescak, Filip	FRA YUG	0-UCHI-GARI	7:00
REPECHAGE B			
Oula, Gaston Takano, Hiromitsu	CIV JPN	0-UCHI-GARI	2:00
Takano, Hiromitsu Mohamed, Walid	JPN EGY	TOMOE-NAGE	5:00
Takano, Hiromitsu Doherty, Kevin	JPN CAN	YUSEI-GACHI	2/3 5:00
Takano, Hiromitsu Fratica, Mircea	JPN ROM	TATE-SHIHO-GATAME	7:00
FINAL/FINALE			
Adams, Neil Wieneke, Frank	GBR FRG	SEOI-NAGE	4:04

Judo

Middleweight 86 Kg / Preliminary Pool A Round 1 / Aug. 08 **Poids moyen 86 kg / eliminatoires Tableau a tour / 08 Aout**

NAME	CTRY	WINNING STYLE TECHNIQUE DU GAGNANT	TIME TEMPS
Chang, Shou-Chung Okouaka, Seraphin	TPE CGO	UCHI-NATA	2:44
Lopatic, Stanko Seisenbacher, Peter	YUG AUT	0-UCHI-GARI/KESA-GATAME	1:31
Shareef, Hussein Novoa, Eduardo	KUW CHI	SEOI-NAGE	0:23
Nose, Seiki Papacostas, Costas	JPN CYP	UCHI-NATA	0:07
Jani, Louis Meiling, Marc	CAN FRG	YUSEI-GACHI	5:00 2/3
Nzali, Clement Canu, Fabien	CMR FRA	0-UCHI-GARI	5:00
Richardson, Andrew Park, Kyung-Ho	AUS KOR	0-SOTO-GARI	5:00
Vincent, William Stratico, Alejandro R.	NZL ARG	KANSETSU-JUJI-GATAME	3:33

Middleweight 86 Kg / Preliminary Pool A Round 2 / Aug. 08 **Poids moyen 86 kg / eliminatoires Tableau a tour 2 / 08 Aout**

NAME	CTRY	WINNING STYLE TECHNIQUE DU GAGNANT	TIME TEMPS
Chang, Shou-Chung Seisenbacher, Peter	TPE AUT	KANSETSU-JUJI-GATAME	0:45
Novoa, Eduardo Nose, Seiki	CHI JPN	UCHI-NATA	0:28
Meiling, Marc Canu, Fabien	FRG FRA	KAESHI-WAZA	2:32
Park, Kyung-Ho Vincent, William	KOR NZL	HARAI-GOSHI	2:43

Middleweight 86 Kg / Preliminary Pool A Round 3 / Aug. 08 **Poids moyen 86 kg / eliminatoires Tableau a tour 3 / 08 Aout**

NAME	CTRY	WINNING STYLE TECHNIQUE DU GAGNANT	TIME TEMPS
Seisenbacher, Peter Nose, Seiki	AUT JPN	KUZURE-KAMI-SHIHO-GATAME	4:23
Canu, Fabien Park Kyung-Ho	FRA KOR	KAESHI-WAZA	5:00

Middleweight 86 Kg / Preliminary Pool A Round 4 / Aug. 08 **Poids moyen 86 kg / eliminatoires Tableau a tour 4 / 08 Aout**

NAME	CTRY	WINNING STYLE TECHNIQUE DU GAGNANT	TIME TEMPS
Seisenbacher, Peter Canu, Fabien	AUT FRA	KANSETSU-JUJI-GATAME	2:01

Middleweight 86 Kg / Preliminary Pool B Round 1 / Aug. 08 **Poids moyen 86 kg / eliminatoires Tableau b tour 1 / 08 Aout**

NAME	CTRY	WINNING STYLE TECHNIQUE DU GAGNANT	TIME TEMPS
Bessi, Eric White, Densign	MON GBR	SEOI-NAGE/KUZRE-KESA-GATAME	2:36
Garcia, Alfonso Vecchi, Mario	ESP ITA	HANSOKU-MAKE	4:38
Berland, Robert Sane, Mohamed Lamine	USA GUI	FUSEN-GACHI	0:00
Casadei, Franch Buechel, Magnus	SMR LIE	MOROTE-GARI	5:00
Gustin, Gilbert Spijkers, Bernhard	BEL HOL	FUSEN-GACHI	0:00
Fuentes, Jose O. Doublali, Hamza	PUR MAR	YUSEI-GACHI	5:00 2/3
Mohamed, Atef Carmona, Walter	EGY BRA	0-UCHI-GARI	1:08

Middle 86 Kg / Preliminary Pool B Round 2 / Aug. 08 **Poids moyen 86 kg / eliminatoires Tableau b tour 2 / 08 Aout**

NAME	CTRY	WINNING STYLE TECHNIQUE DU GAGNANT	TIME TEMPS
White, Densign Garcia, Alfonso	GBR ESP	SEOI-NAGE	3:22
Berland, Robert Buechel, Magnus	USA LIE	UCHI-NATA	1:09

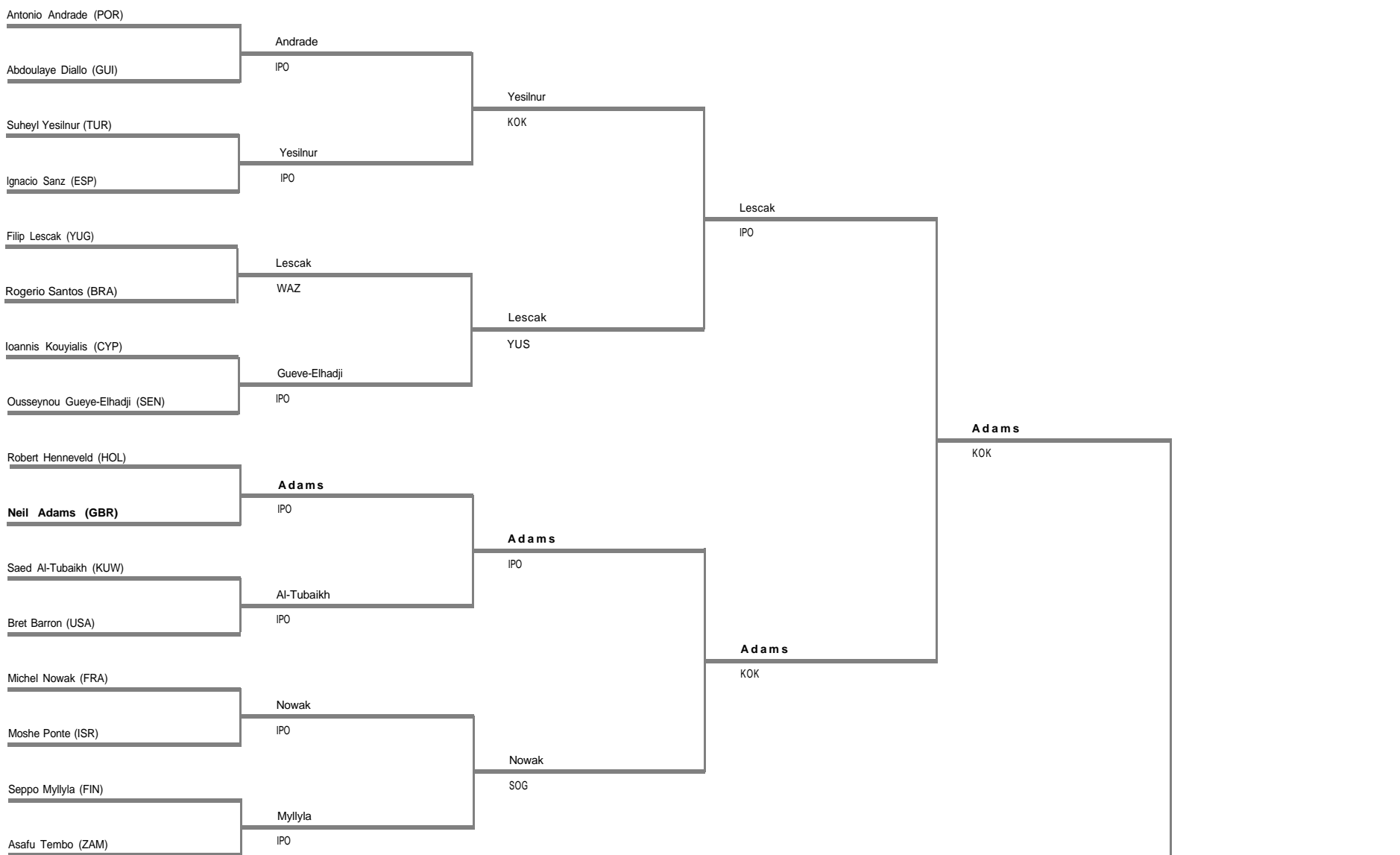


Half Middleweight
171.75 pounds August 07

Poids mi-moyen
78 kg Aout 07

Pool / Tableau A

Round / Tour 1 Round/Tour 2 Round/Tour 3 Round/Tour 4 Final/Finale

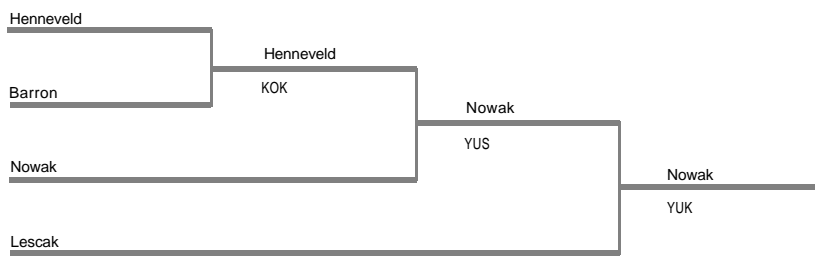


Pool / Tableau B

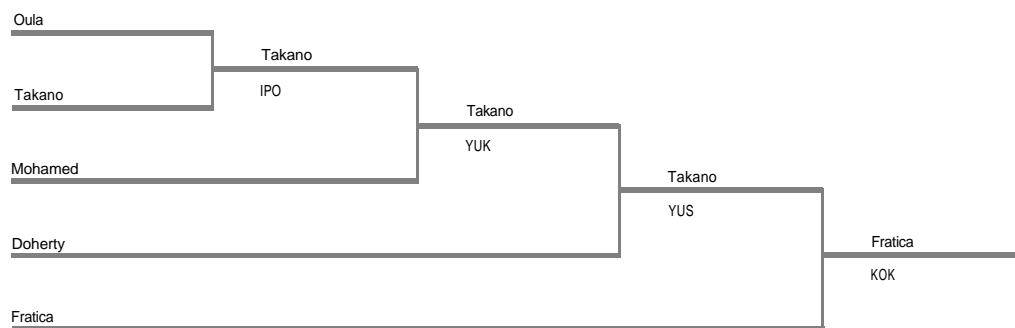
Round / Tour 1 Round/Tour 2 Round/Tour 3 Round/Tour 4 Final/Finale



Repechage A



Repechage B



Half Heavyweight 95 Kg/ Preliminary Pool A Round 1 / Aug. 09				Poids mi-lourd 95 kg / éliminatoires Tableau a tour 1 / 09 Aout			
NAME	CTRY	WINNING STYLE TECHNIQUE DU GAGNANT	TIME TEMPS	NAME	CTRY	WINNING STYLE TECHNIQUE DU GAGNANT	TIME TEMPS
Spijkers, Bernhard Doublali, Hamza	HOL MAR	KUZURE-YOKO-SHIHO-GATAME	2:57	Vieira, Douglas Rubio, Alberto	BRA ESP	MOROTE-GARI	5:00
Carmona, Walter Grant, Michel	BRA SWE	TAI-OTOSHI	2:37	Vachon, Roger Koestenberger, Robert	FRA AUT	YUSEI-GACHI	3/3 5:00
Middleweight 86 Kg/ Preliminary Pool B Round 3 / Aug. 08				Poids moyen 86 kg / éliminatoires Tableau b tour 3 / 08 Aout			
NAME	CTRY	WINNING STYLE TECHNIQUE DU GAGNANT	TIME TEMPS	NAME	CTRY	WINNING STYLE TECHNIQUE DU GAGNANT	TIME TEMPS
White, Densign Berland, Robert	GBR USA	YUSEI-GACHI	3/3 5:00	Van De Walle, Robert White, Leo	BEL USA	SOTO-MAKIKOMI	5:00
Spijkers, Bernhard Carmona, Walter	HOL BRA	YUSEI-GACHI	2/3 5:00	Lannutti, Fabian Luis Jensen, Carsten	ARG DEN	KANSETSU-JUJI-GATAME	2:54
Middleweight 86 Kg / Preliminary Pool B Round 4 / Aug. 08				Half Heavyweight 95 Kg/ Preliminary Pool A Round 2 / Aug. 09			
NAME	CTRY	WINNING STYLE TECHNIQUE DU GAGNANT	TIME TEMPS	NAME	CTRY	WINNING STYLE TECHNIQUE DU GAGNANT	TIME TEMPS
Berland, Robert Carmona, Walter	USA BRA	0-UCHI-GARI	5:00	Vieira, Douglas Daffe, Abdoul Khadre	BRA SEN	SEOI-NAGE/KEIKOKU	4:22
Middleweight 86 Kg/ Repechages Pools A & B And Final / Aug. 08				Poids moyen 86 kg / repechages tableaux a & b et Finale / 08 Aout			
NAME	CTRY	WINNING STYLE TECHNIQUE DU GAGNANT	TIME TEMPS	NAME	CTRY	WINNING STYLE TECHNIQUE DU GAGNANT	TIME TEMPS
REPECHAGE A				Half Heavyweight 95 Kg/Preliminary Pool A Round 3 / Aug. 09			
Lopatic, Stanko Chang, Shou-Chung	YUG TPE	KOKA-SHIDO	5:00	Vieira, Douglas Fazi, Yuri	BRA ITA	0-UCHI-GARI	5:00
Lopatic, Stanko Nose, Seiki	YUG JPN	0-SOTO-GARI	0:34	White, Leo Fridriksson, Bjarni	USA ISL	DE-ASHI-BARAI	5:00
Nose, Seiki Canu, Fabien	JPN FRA	SHIME-WAZA	2:12	Half Heavyweight 96 Kg/ Preliminary Pool A Round 4 / Aug. 09			
REPECHAGE B				NAME	CTRY	WINNING STYLE TECHNIQUE DU GAGNANT	TIME TEMPS
Buechel, Magnus White, Densign	LIE GBR	SEOI-NAGE	1:18	Vieira, Douglas Fridriksson, Bjarni	BRA ISL	KATA-GURUMA	5:00
White, Densign Carmona, Walter	GBR BRA	0-UCHI-GARI	7:00	FINAL/FINALE			
FINAL/FINALE				Seisenbacher, Peter Berland, Robert	AUT USA	UCHI-NATA	2:26



Middleweight
189.50 pounds August 08

Poids moyen
86 kg Aout 08

Pool / Tableau A

Round / Tour 1

Round / Tour 2

Round / Tour 3

Round / Tour 4

Final/Finale

Shou-Chung Chang (TPE)

Chang

Seraphin Okouaka (CGO)

IPO

Stanko Lopatic (YUG)

Seisenbacher

Peter Seisenbacher (AUT)

WIP

Hussein Shareef (KUW)

Novoa

Eduardo Novoa (CHI)

IPO

Seiki Nose (JPN)

Nose

Costas Papacostas (CYP)

IPO

Louis Jani (CAN)

Meiling

Marc Meiling (FRG)

YUS

Clement Nzali (CMR)

Canu

Fabien Canu (FRA)

YUK

Andrew Richardson (AUS)

Park

Kyung-Ho Park (KOR)

WAZ

William Vincent (NZL)

Vincent

Alejandro Stratico (ARG)

IPO

Pool / Tableau B

Eric Bessi (MON)

White

Densign White (GBR)

WIP

Alfonso Garcia (ESP)

Garcia

Mario Vecchi (ITA)

HAN

Robert Berland (USA)

Berland

Mohamed Lamine Sano (GUI)

FUS

Franch Casadei (SMR)

Buechel

Magnus Buechel (LIE)

YUK

Gilbert Gustin (BEL)

Spijkers

Bernhard Spijkers (HOL)

FUS

Jose Fuentes (PUR)

Doublali

Hamza Doublali (MAR)

YUS

Atef Mohamed (EGY)

Carmona

Walter Carmona (BRA)

IPO

Michel Grant (SWE)

Grant

Bye

Seisenbacher

IPO

Seisenbacher

IPO

Nose

IPO

Seisenbacher

IPO

Canu

IPO

Canu

YUK

Perk

IPO

Seisenbacher

IPO

White

IPO

Berland

YUS

Berland

IPO

Berland

YUK

Spijkers

IPO

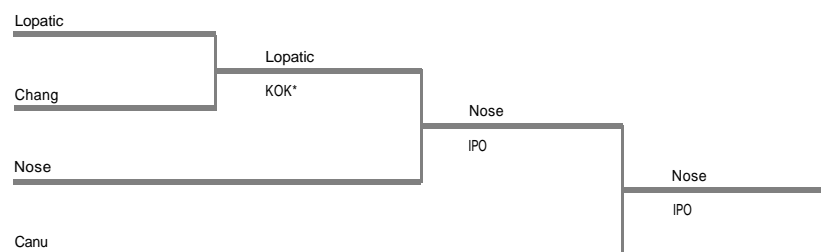
Carmona

YUS

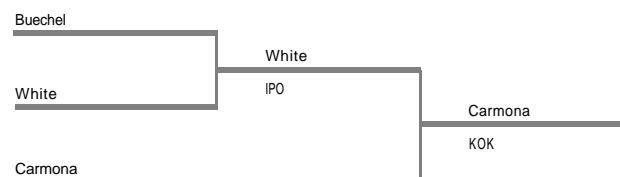
Carmona

IPO

Repechage A



Repechage B



Half Heavyweight 95 Kg / Preliminary Pool B Round 1 / Aug. 09

NAME	CTRY	WINNING STYLE TECHNIQUE DU GAGNANT	TIME TEMPS
Takayawa, Viliame	FIJ		1:03
Neureuther, Gunter	FRG	HARAI-GOSHI	
Organun, Metin	TUR		1:38
Kokotaylo, Nicholas	GBR	TAI-OTOSHI	
Ha, Hyoung-Zoo	KOR	HARAI-GOSHI	1:09
Adams, John E.	DOM		

Half Heavyweight 95 Kg / Preliminary Pool B Round 2 / Aug. 09

NAME	CTRY	WINNING STYLE TECHNIQUE DU GAGNANT	TIME TEMPS
Neureuther, Gunter	FRG	KOKA-SHIDO	5:00
Senoussi, Abdelmajid	TUN		
Kokotaylo, Nicholas	GBR	SEOI-NAGE	5:00
Ewane, Essambo	CMR		
Ha, Hyoung-Zoo	KOR	DE-ASHI-BARAI	5:00
Meli, Joe	CAN		

Half Heavyweight 95 Kg / Preliminary Pool B Round 3 / Aug. 09

NAME	CTRY	WINNING STYLE TECHNIQUE DU GAGNANT	TIME TEMPS
Neureuther, Gunter	FRG	KOSHI-GURUMA	5:00
Kokotaylo, Nicholas	GBR		
Ha, Hyoung-Zoo	KOR	SUKUI-NAGE/KOSOTO-GAKE	2:20
Mihara, Masato	JPN		

Half Heavyweight 95 Kg / Preliminary Pool B Round 4 / Aug. 09

NAME	CTRY	WINNING STYLE TECHNIQUE DU GAGNANT	TIME TEMPS
Neureuther, Gunter	FRG		5:00
Ha, Hyoung-Zoo	KOR	DE-ASHI-BARAI	

Half Heavyweight 95 Kg / Repechages Pools A & B And Final / Aug. 09

NAME	CTRY	WINNING STYLE TECHNIQUE DU GAGNANT	TIME TEMPS
REPECHAGE A			
Rubio, Alberto	ESP		5:00
Daffe, Abdoul Khadre	SEN	SUKUI-NAGE	
Daffe, Abdoul Khadre	SEN		0:24
Fazi, Yuri	ITA	0-UCHI-GARI	
Fazi, Yuri	ITA		4:45
Fridriksson, Bjarni	ISL	KANSETSU-JUJI-GATAME	
REPECHAGE B			
Adams, John E.	DOM		5:00
Meli, Joe	CAN	SEOI-NAGE	
Meli, Joe	CAN		0:51
Mihara, Masato	JPN	IPPON	
Meli, Joe	CAN		3:18
Neureuther, Gunter	FRG	SHIME-WAZA	
FINAL/FINALE			
Vieira, Douglas	BRA		7:00
Ha, Hyoung-Zoo	KOR	YUSEI-GACHI	3/3



Half Heavyweight
209.25 pounds August 09

Poids mi-lourd
95 kg Aout 09

Pool / Tableau A

Round/Tour 1

Round/Tour 2

Round/Tour 3

Round/Tour 4

Final/Finale

Douglas Vieira (BRA)

Alberto Rubio (ESP)

Vieira

KOK

Abdoulkhadre Daffe (SEN)

Daffe

Bye

Vieira

SOG

Roger Vachon (FRA)

Koestenberger

Robert Koestenberger (AUT)

YUS

Yuri Fazi (ITA)

Fazi

Bye

Fazi

WIP

Vieira

YUK

Robert Van De Walle (BEL)

White

Leo White (USA)

MAZ

Tareq Al-Ghareeb (KUW)

Al-Ghareeb

Bye

White

IPO

Fridriksson

WAZ

Fabian Luis Lannutti (ARG)

Jensen

Carsten Jensen (DEN)

IPO

Bjarni Fridriksson (ISL)

Fridriksson

Bye

Fridriksson

IPO

Vieira

YUK

Pool / Tableau B

Viliame Takayawa (FIJ)

Neureuther

Gunter Neureuther (FRG)

IPO

Abdelmajid Senoussi (TUN)

Abdelmajid

Bye

Neureuther

KOK*

Neureuther

KOK

Metin Orgarun (TUR)

Kokotaylo

Nicholas Kokotaylo (GBR)

IPO

Essambo Ewane (CMR)

Ewane

Bye

Kokotaylo

WAZ

Ha

YUK

Hyoung-Zoo Ha (KOR)

Ha

John E. Adams (DOM)

IPO

Joe Meli (CAN)

Meli

Bye

Ha

YUK

Ha

WIP

Elarabi Eljamali (MAR)

Mohamed Aly Doukoure (GUI)

FUS*

Masato Mihara (JPN)

Mihara

Bye

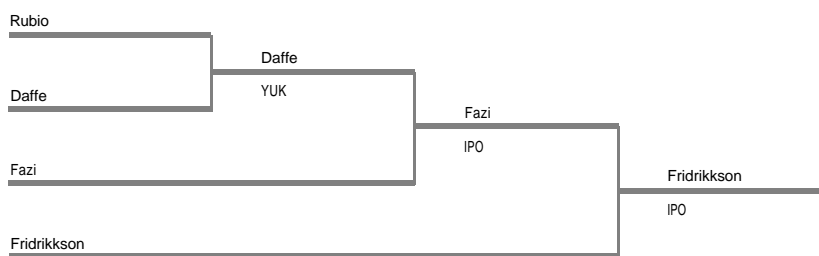
Mihara

FUS

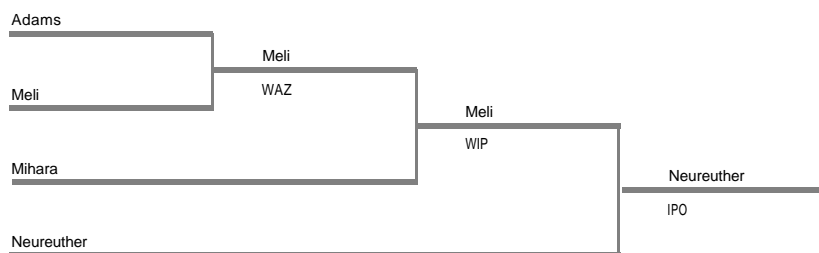
Ha

YUS

Repechage A



Repechage B



Heavyweight + 95 Kg / Preliminary Pool A Round 1 / Aug. 10

NAME	CTRY WINNING STYLE TECHNIQUE DU GAGNANT	TIME TEMPS
Anderson, Hugo Ricardo	ARG	1:08
Nelson, Doug	USA SEOI-NAGE/KUZURE-KAMI-SHIHO-GATAME	
Flexa, Fredrico	BRA	2:49
Von Der Groeben, Alexandre	FRG KUZURE-KESA-GATAME	
Gordon, Elvis	GBR	5:00
Cho, Yong-Chul	KOR WAZA-ARI-KEIKOKU	
Parisi, Angelo	FRA O-SUTO-GARI	1:22
Eldigwy, Sherif	EGY	

Heavyweight + 95 Kg / Preliminary Pool A Round 2 / Aug. 10

NAME	CTRY WINNING STYLE TECHNIQUE DU GAGNANT	TIME TEMPS
Nelson, Doug	USA YOKO-SHIHO-GATAME	5:00
Von Der Groeben, Alexandre	FRG	
Cho, Yong-chul	KOR	4:14
Parisi, Angelo	FRA DE-ASHI-BARAI/KESA-GATAME	

Heavyweight + 95 Kg / Preliminary Pool A Round 3 / Aug. 10

NAME	CTRY WINNING STYLE TECHNIQUE DU GAGNANT	TIME TEMPS
Nelson, Doug	USA	5:00
Parisi, Angelo	FRA CHUI	

Heavyweight + 95 Kg / Preliminary Pool B Round 1 / Aug. 10

NAME	CTRY WINNING STYLE TECHNIQUE DU GAGNANT	TIME TEMPS
Lebron, Desiderio	DOM	5:00
Diouf, Khalif Ababacar	SEN KAESHI-WAZA	
Kovacevic, Radomir	YUG YUSEI-GACHI	3/3 5:00
Wilhelm, Wilhelmus	HOL	
Ferreyros, Fernando	PER	0:40
Silas, Isidore	CMR KUZURE-KESA-GATAME	
Saito, Hitoshi	JPN UCHI-NATA	0:17
Berger, Mark	CAN	

Heavyweight + 95 Kg / Preliminary Pool B Round 2 / Aug. 10

NAME	CTRY WINNING STYLE TECHNIQUE DU GAGNANT	TIME TEMPS
Diouf, Khalif Ababacar	SEN	2:18
Kovacevic, Radomir	YUG USHIRO-KESA-GATAME	
Silas, Isidore	CMR	0:29
Saito, Hitoshi	JPN UCHI-MATA	

Heavyweight + 95 Kg/Preliminary Pool B Round 3 / Aug. 10

NAME	CTRY WINNING STYLE TECHNIQUE DU GAGNANT	TIME TEMPS
Kovacevic, Radomir	YUG	0:44
Saito, Hitoshi	JPN UCHI-MATA	

Heavyweight + 95 Kg / Repechages Pools A & B And Final / Aug. 10

NAME	CTRY WINNING STYLE TECHNIQUE DU GAGNANT	TIME TEMPS
REPECHAGE A		
Eldigwy, Sherif	EGY HARAI-GOSHI	1:27
Cho, Yong-Chul	KOR	
Cho, Yong-Chul	KOR KAESHI-WAZA	7:00
Nelson, Doug	USA	
REPECHAGE B		
Berger, Mark	CAN SOTO-MAKIKOMI	0:37
Silas, Isidore	CMR	
Berger, Mark	CAN KAESHI-WAZA	1:55
Kovacevic, Radomir	YUG	
FINAL/FINALE		
Parisi, Angelo	FRA	7:00
Saito, Hitoshi	JPN SHIDO	



Heavyweight
+ 209.25 pounds August 11

Poids lourd
+ 95 kg Aout 11

Pool / Tableau A

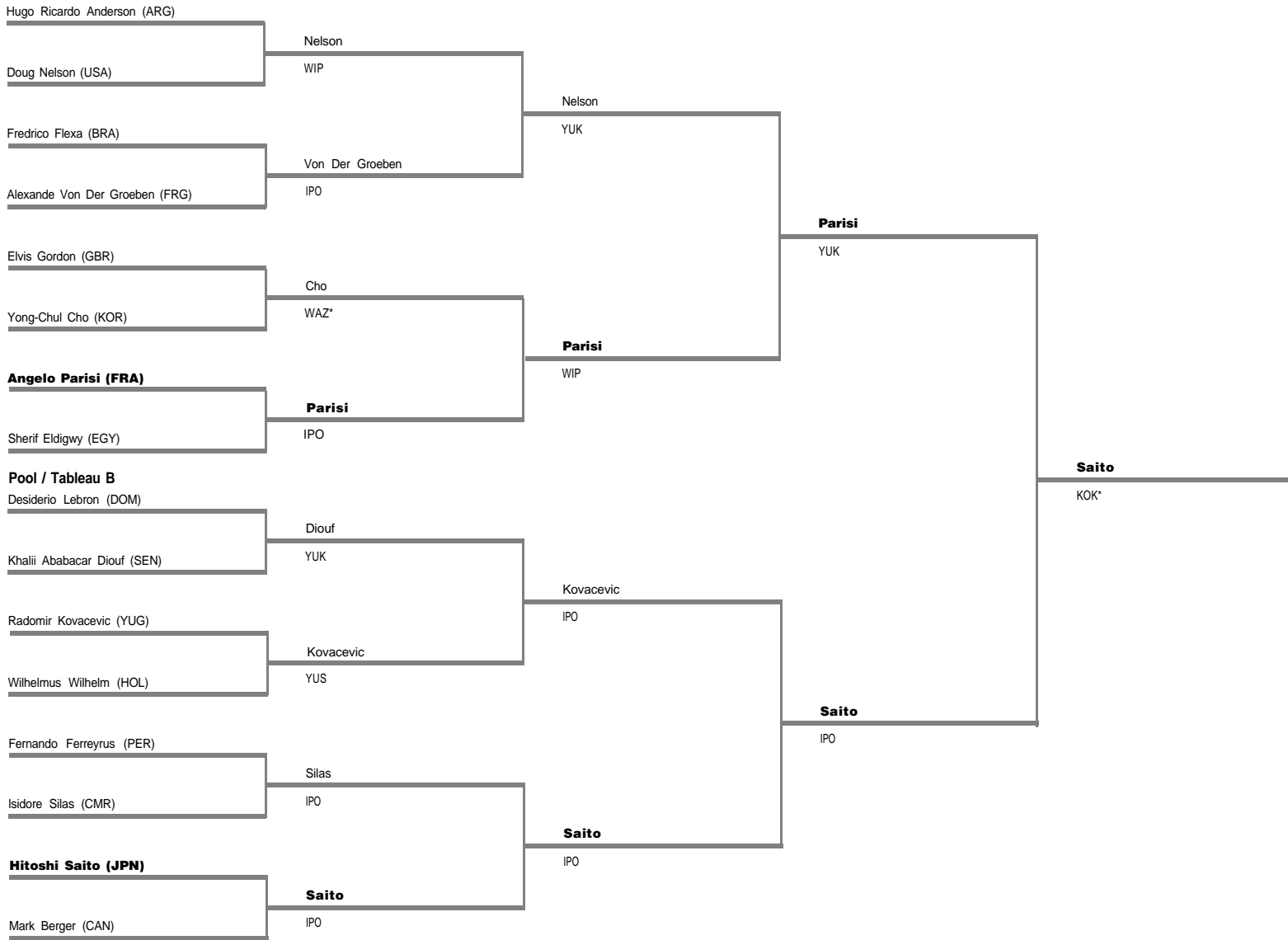
Round / Tour 1

Round / Tour 2

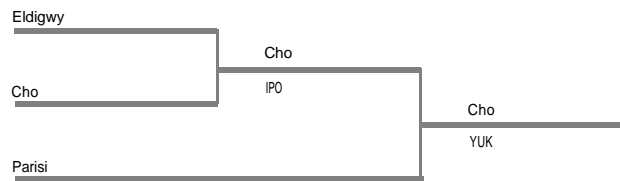
Round / Tour 3

Round / Tour 4

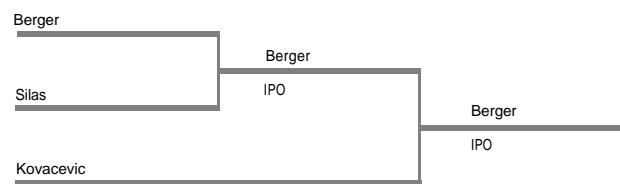
Final/Finale



Repechage A



Repechage B



Open Category/ Preliminary Pool A Round 1 /Aug. 11		Categorie ouverte / eliminatoires Tableau a tour 1 / 11 Aout	
NAME	CTRY WINNING STYLE TECHNIQUE DU GAGNANT	TIME TEMPS	
Kiari, Bechir	TUN	2:20	
Rashwan, Mohamed	EGY TAI-OTOSHI		
Salonen, Juha	FIN	3:33	
Cioc, Mihai	RON YOKO-SHIHO-GATAME		
Jehle, Clemens	SUI	5:00	
Xu, Guoqing	CHN SOTO-MAKIKOMI		
Blaney, Fred	CAN YUSEI-GACHI	3/3 5:00	
Mitchell, Dewey	USA		

Open Category / Preliminary Pool A Round 2 / Aug. 11		Categorie ouverte / eliminatoires Tableau a tour 2 / 11 Aout	
NAME	CTRYWINNING STYLE TECHNIQUE DU GAGNANT	TIME TEMPS	
Rashwan, Mohamed	EGY HARAI-GOSHI	4:10	
Cioc, Mihai	ROM ROY		
Xu, Guoqing	CHN SOTO-MAKIKOMI	5:00	
Blaney, Fred	CAN		

Open Category / Preliminary Pool A Round B / Aug. 11		Categorie ouverte / eliminatoires Tableau a tour 3 / 11 Aout	
NAME	CTRYWINNING STYLE TECHNIQUE DU GAGNANT	TIME TEMPS	
Rashwan, Mohamed	EGY HARAI-GOSHI/KESA-GATAME	0:46	
Xu, Guoqing	CHN		

Open Category / Preliminary Pool B Round 1 / Aug. 11		Categorie ouverte / eliminatoires Tableau b tour 1 / 11 Aout	
NAME	CTRY WINNING STYLE TECHNIQUE DU GAGNANT	TIME TEMPS	
Coly, Lansana	SEN	0:27	
Yamashita, Yasuhiro	JPN KO-SOTO-GARI		
Schnabel, Arthur	FRG YUSEI-GACHI	3/3 5:00	
Radburn, Paul	GBR		
Gislason, Kolbeinn	ISL	2:43	
Del Colombo, Laurent	FRA KEIKOKU/O-UCHI-GARI		

Open Category / Preliminary Pool B Round 2 / Aug. 11		Categorie ouverte / eliminatoires Tableau b tour 2 / 11 Aout	
NAME	CTRY WINNING STYLE TECHNIQUE DU GAGNANT	TIME TEMPS	
Yamashita, Yasuhiro	JPN SHIME-WAZA	2:50	
Schnabel, Arthur	FRG		
Del Colombo, Laurent	FRA YUSEI-GACHI	2/3 5:00	
Kim, Kwan-Hyun	KOR		

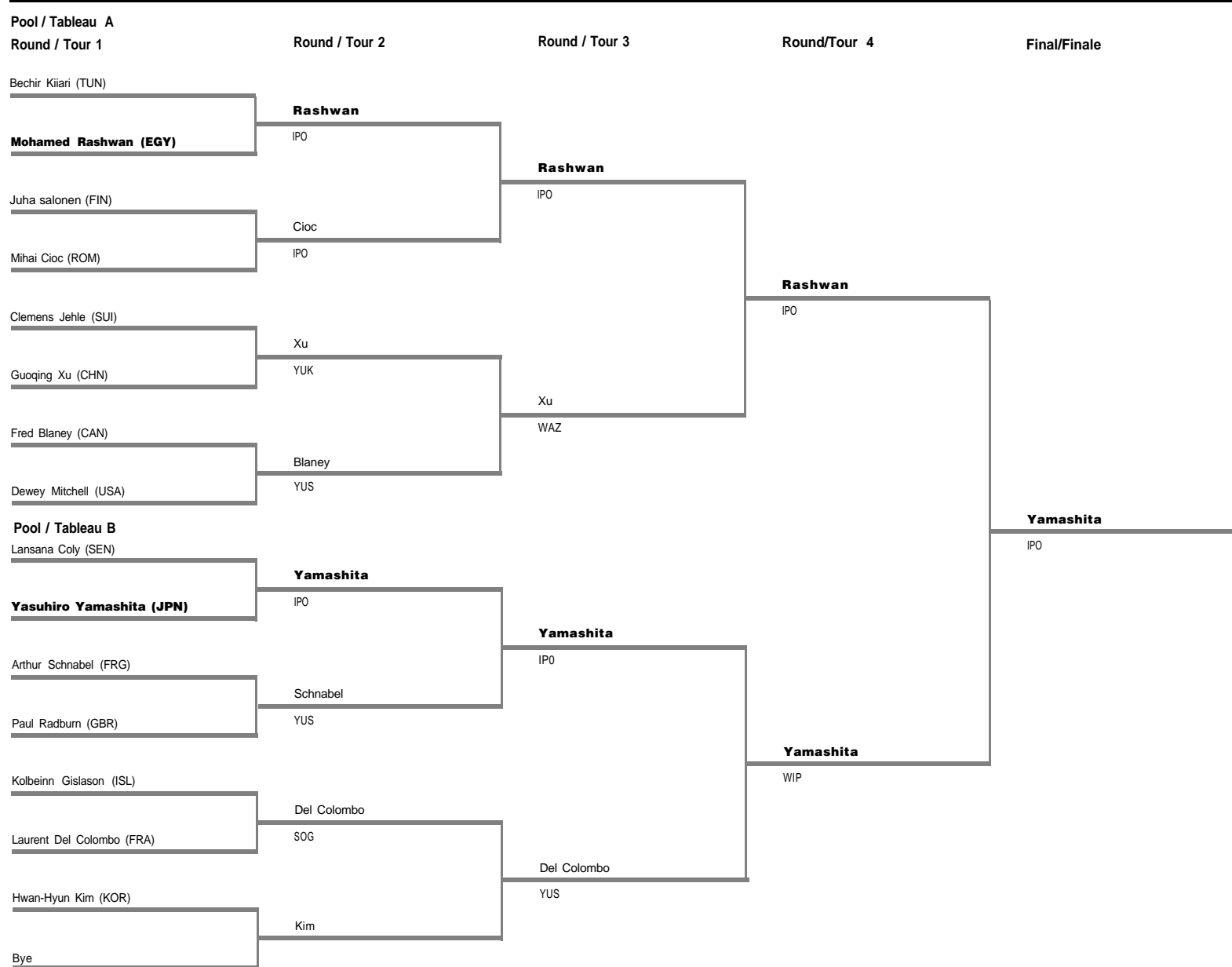
Open Category / Preliminary Pool B Round 3 /Aug. 11		Categorie ouverte / eliminatoires Tableau b tour 3/11 Aout	
NAME	CTRY WINNING STYLE TECHNIQUE DU GAGNANT	TIME TEMPS	
Yamashita, Yasuhiro	JPN O-UCHI-GARI/YOKO-SHIHO-GATAME	2:12	
Del Colombo, Laurent	FRA		

Open Category / Repechages Pools A & B And Final / Aug. 11		Categorie ouverte / repechages tableaux a & b et Finale / 11 Aout	
NAME	CTRY WINNING STYLE TECHNIQUE DU GAGNANT	TIME TEMPS	
REPECHAGE A			
Kiari, Bechir	TUN	2:24	
Cioc, Mihai	RON YOKO-SHIHO-GATAME		
Cioc, Mihai	ROM YOKO-SHIHO-GATAME	1:04	
Xu, Guoqing	CHN		
REPECHAGE B			
Coly, Lansana	SEN	3:40	
Schnabel, Arthur	FRG YOKO-SHIHO-GATAME		
Schnabel, Arthur	FRG YUSEI-GACHI	3/3 7:00	
Del Colombo, Laurent	FRA		
FINAL/FINALE			
Rashwan, Mohamed	EGY	1:05	
Yamashita, Yasuhiro	JPN YOKO-SHIHO-GATAME		

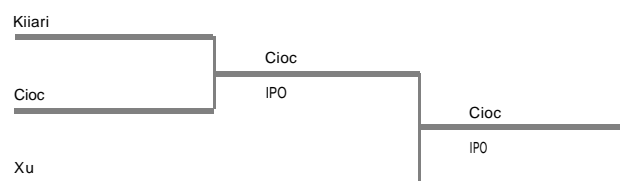


Open Category
August 11

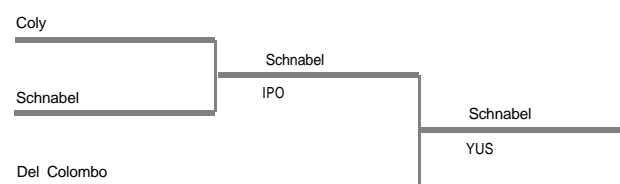
Categorie ouverte
Aout 11



Repechage A



Repechage B





Modern Pentathlon/Pentathlon moderne

Officials

Union Int. de Pentathlon Moderne et Biathlon (UIPMB)

President / president
Secretary-General / secretaire-general
Technical Delegates / delegues techniques

Gen. Sven Thofelt (SWE)
Col. Wille Grut (SWE)
Col. Ioan Muresanu (ROM)
Dieter Krickow (FRG)

LAOOC Administrative Staff / Personnel Administratif de LAOOC

Commissioner / commissaire
Competition Director and
Sports Manger /
directeur du competition et
manager du sport
Venue Manager / manager du la venue

Dick Stevens
Bill Hansen

Carl Hathaway

Participants/Participants

Men
Hommes


Competitors
Competiteurs
55

Countries
Pays
18

Legend/Legende

EL eliminated / éliminé
NP did not participate / n' a pas participé

Coto de Caza,
Orange County





Modern Pentathlon

Pentathlon moderne

Riding		Equitation				
Individual Competition / July 29		Competition individuelle / 29 Juil				
RANK RANG	CTRY	HORSE CHEVAL	TIME TEMPS	PENALTY TIME OBSTACLE	POINTS	
1	Masala, Daniele	ITA	MOTION PICTURES	1:33.63		1100
2	Massullo, Carlo	ITA	RAZZLE DAZZLE	1:34.55		1100
3	Phelps, Richard	GBR	JIM DANDY	1:35.20		1100
4	Araki, Daizou	JPN	JIM DANDY	1:41.32		1100
5	Ellebedy, Ihab	EGY	KRAKATOA	1:42.04		1100
6	Glensk, Dean	USA	TUMBLEWEED	1:49.54	014	1086
7	Billwein, Michael	AUT	MOTION PICTURES	1:25.21	030	1070
8	Faraj, Saleh	BRN	SIROZA	1:28.96	030	1070
9	Sisniega, Ivar	MEX	TUMBLEWEED	1:33.15	030	1070
10	Monteiro, Luis	POR	EDGE OF RIO	1:34.77	030	1070
11	Boube, Didier	FRA	NIKKI	1:34.98	030	1070
12	Jung, Andy	SUI	ROY OSCAR	1:35.33	030	1070
13	Rasmuson, Svante	SWE	FLASHDANCE	1:41.23	030	1070
14	Sandow, Christian	FRG	FOOTLOOSE	1:42.76	030	1070
15	Losey, Robert Gregory	USA	IRISH EVES	1:46.91	008 030	1062
16	Quesada, Jorge	ESP	NIKI	1:47.84	010 030	1060
17	Steinmann, Peter	SUI	EDGE OF RIO	1:28.43	060	1040
18	Awad, Samy	EGY	TONKA	1:30.71	060	1040
19	Cristofori, Pierpaolo	ITA	TONKA	1:32.43	060	1040
20	Four, Paul	FRA	SIROZA	1:35.75	060	1040
21	Galera, Federico	ESP	KEVIN	1:38.06	060	1040
22	Kawazoe, Hiroyuki	JPN	IRISH EVES	1:39.21	060	1040
23	Storm, Michael	USA	FOOTLOOSE	1:42.68	060	1040
24	Rehbein, Michael	FRG	VILLA DIANA	1:45.66	006 060	1034
25	Hoyo, Marcelo	MEX	FLASHDANCE	1:48.24	012 070	1018
26	Mubarak, Nabeel	BRN	VILLA DIANA	1:48.28	012 070	1018
27	Martin, Roderick	SWE	RAZZLE DAZZLE	1:46.89	008 080	1012
28	Uchida, Shoji	JPN	TRENTON	1:25.14	090	1010
29	Hulkkonen, Pasi	FIN	SUPER MARKET	1:34.85	090	1010
30	Watson, Alexander	AUS	I'M JAMMIN	1:36.48	090	1010
31	Spies, Matthew	AUS	VERTIGO	1:37.80	090	1010
32	Burguete, Eduardo	ESP	SUPERMARKET	1:44.72	004 090	1006
33	Kim, Il	KOR	NATIVE MARINER	1:55.12	026 080	0994
34	Korpela, Jorma	FIN	VERTIGO	1:38.10	120	0980
35	Minder, Peter	SUI	SMOOTH SAILING	1:38.43	120	0980
36	Yrizar, Alejandro	MEX	TRENTON	1:48.10	012 120	0968
37	Bellmann, Achim	FRG	JOKERS WILD	2:05.85	046 100	0954
38	Mumford, Michael	GBR	KRAKATOA	1:36.28	150	0950
39	Durao, Roberto	POR	LEPRECHAN	1:53.46	022 160	0918
40	Jasem, Abdulraman	BRN	HERE I COME	1:54.67	024 160	0916
41	Chung, Kyung-Hoon	KOR	KEVIN	2:25.63	086 110	0904
42	Bouzou, Joel	FRA	JOKERS WILD	2:00.58	036 180	0884
43	Chen, Kung-Liang	TPE	HERE I COME	2:03.58	042 210	0848
44	Pelli, Jussi	FIN	FALCON	1:44.77	004 250	0846
45	Barroso, Manuel	POR	PHALCON	2:23.42	082 200	0818
46	Kang, Kyung-Hyo	KOR	NATIVE MARINER	2:23.10	082 280	0738
47	Nasser, Ahmed	EGY	SMOOTH SAILING	3:18.88	192 180	0728
48	Lamprecht, Martin	SWE	I'M JAMMIN	2:09.32	054 340	0706
49	Sowerby, Stephen	GBR	ADAM 12	2:17.51	070 475	0555
	Esposito, Daniel	AUS	ADAM 12	EL		
	Peirits, Ingo	AUT	ROY OSCAR	EL		
	Stocker, Horst	AUT	LEPRECHAN	NP		

Swimming		Natation				
Individual Competition / July 31		Competition individuelle / 31 Juil				
RANK RANG	CTRY	HEAT SERIE	LANE COULOIR	TIME TEMPS	POINTS	
1	Sandow, Christian	FRG	05	6	3:13.850	1324
2	Sisniega, Ivar	MEX	09	1	3:14.393	1320
3	Burguete, Eduardo	ESP	05	2	3:15.892	1308
4	Rasmuson, Svante	SWE	09	6	3:16.124	1304
5	Phelps, Richard	GBR	09	2	3:16.224	1304
6	Esposito, Daniel	AUS	01	1	3:16.647	1300
7	Lamprecht, Martin	SWE	03	2	3:16.673	1300
8	Masala, Daniele	ITA	09	5	3:16.937	1300
9	Storm, Michael	USA	07	6	3:18.408	1288
10	Hulkkonen, Pasi	FIN	06	5	3:20.486	1272
11	Martin, Roderick	SWE	07	2	3:20.722	1268
12	Glensk, Dean	USA	08	1	3:22.900	1252
13	Rehbein, Michael	FRG	05	3	3:23.291	1248
14	Jung, Andy	SUI	08	2	3:23.798	1244
15	Kang, Kyung-Hyo	KOR	02	1	3:23.962	1244
16	Mumford, Michael	GBR	05	4	3:24.617	1236
17	Yrizar, Alejandro	MEX	06	2	3:25.761	1228
18	Korpela, Jorma	FIN	04	6	3:26.312	1224
19	Sowerby, Stephen	GBR	01	4	3:26.318	1224
20	Massullo, Carlo	ITA	06	6	3:26.843	1220
21	Four, Paul	FRA	09	3	3:28.771	1204
22	Barroso, Manuel	POR	02	6	3:29.066	1200
23	Watson, Alexander	AUS	05	5	3:29.651	1196
24	Cristofori, Pierpaolo	ITA	07	3	3:29.746	1196
25	Quesada, Jorge	ESP	08	3	3:32.871	1172
26	Steinmann, Peter	SUI	07	1	3:33.066	1168
27	Bellmann, Achim	FRG	09	4	3:33.700	1164
28	Faraj, Saleh	BRN	08	4	3:34.151	1160
29	Losey, Robert Gregory	USA	08	6	3:34.277	1160
30	Hoyo, Marcelo	MEX	04	5	3:34.949	1156
31	Minder, Peter	SUI	06	4	3:35.108	1152
32	Boube, Didier	FRA	08	5	3:36.394	1144
33	Spies, Matthew	AUS	04	3	3:36.794	1140
34	Bouzou, Joel	FRA	03	6	3:37.298	1136
35	Jasem, Abdulraman	BRN	02	3	3:37.886	1132
36	Pelli, Jussi	FIN	03	4	3:38.725	1124
37	Billwein, Michael	AUT	05	1	3:39.776	1116
38	Araki, Daizou	JPN	03	5	3:40.770	1108
39	Awad, Samy	EGY	06	3	3:42.255	1096
40	Galera, Federico	ESP	03	3	3:43.089	1088
41	Peirits, Ingo	AUT	01	3	3:44.036	1080
42	Chung, Kyung-Hoon	KOR	02	4	3:44.244	1080
43	Nasser, Ahmed	EGY	02	5	3:46.580	1060
44	Kim, Il	KOR	04	2	3:48.261	1048
45	Kawazoe, Hiroyuki	JPN	07	5	3:49.835	1036
46	Uchida, Shoji	JPN	06	1	3:50.636	1028
47	Chen, Kung-Liang	TPE	02	2	3:51.278	1024
48	Stocker, Horst	AUT	01	2	3:51.498	1024
49	Monteiro, Luis	POR	03	1	3:52.469	1016
50	Mubarak, Nabeel	BRN	04	4	4:02.818	0932
51	Ellebedy, Ihab	EGY	07	4	4:04.233	0920
52	Durao, Roberto	POR	04	1	4:06.448	0904

Fencing		Escrime			
Individual Competition / July 30		Competition individuelle / 30 Juil			
RANK RANG	CTRY	VICT DEF	PENALTY PENALITE	POINTS	
1	Bellmann, Achim	FRG	39	12	1066
2	Rasmuson, Svante	SWE	37	14	1022
3	Four, Paul	FRA	35	16	0978
4	Masala, Daniele	ITA	34	17	0956
5	Lamprecht, Martin	SWE	32	19	0912
	Sisniega, Ivar	MEX	32	19	0912
	Losey, Robert Gregory	USA	32	19	0912
	Phelps, Richard	GBR	32	19	0912
9	Faraj, Saleh	BRN	31	20	0890
	Boube, Didier	FRA	31	20	0890
	Quesada, Jorge	ESP	31	20	0890
12	Martin, Roderick	SWE	30	21	0868
	Storm, Michael	USA	30	21	0868
	Kawazoe, Hiroyuki	JPN	30	21	0868
15	Hulkkonen, Pasi	FIN	29	22	0846
	Minder, Peter	SUI	29	22	0846
	Jung, Andy	SUI	29	22	0846
	Cristofori, Pierpaolo	ITA	29	22	0846
19	Steinmann, Peter	SUI	28	23	0824
	Glensk, Dean	USA	28	23	0824
	Yrizar, Alejandro	MEX	28	23	0824
22	Mumford, Michael	GBR	27	24	0802
23	Ellebedy, Ihab	EGY	27	24	0792
24	Pelli, Jussi	FIN	26	25	0780
	Uchida, Shoji	JPN	26	25	0780
	Peirits, Ingo	AUT	26	25	0780
27	Massullo, Carlo	ITA	25	26	0758
	Watson, Alexander	AUS	25	26	0758
	Awad, Samy	EGY	25	26	0758
	Korpela, Jorma	FIN	25	26	0758
	Bouzou, Joel	FRA	25	26	0758
32	Burguete, Eduardo	ESP	24	27	0736
	Nasser, Ahmed	EGY	24	27	0736
	Durao, Roberto	POR	24	27	0736
35	Rehbein, Michael	FRG	23	28	0714
	Sandow, Christian	FRG	23	28	0714
	Hoyo, Marcelo	MEX	23	28	0714
38	Stocker, Horst	AUT	23	28	0704
39	Spies, Matthew	AUS	22	29	0692
	Mubarak, Nabeel	BRN	22	29	0692
	Kim, Il	KOR	22	29	0692
42	Billwein, Michael	AUT	21	30	0670
	Barroso, Manuel	POR	21	30	0670
44	Sowerby, Stephen	GBR	20	31	0648
45	Galera, Federico	ESP	17	34	0582
	Esposito, Daniel	AUS	17	34	0582
47	Chung, Kyung-Hoon	KOR	16	35	0560
48	Araki, Daizou	JPN	15	36	0538
49	Kang, Kyung-Hyo	KOR	14	37	0516
50	Chen, Kung-Liang	TPE	13	38	0494
50	Jasem, Abdulraman	BRN	13	38	0494
52	Monteiro, Luis	POR	12	39	0472

Shooting		Tir							
Individual Competition / Aug. 01		Competition individuelle / 01 Aout							
RANK RANG	CTRY	1	2	3	4	RES PEN	TOTAL	POINTS	
1	Storm, Michael	USA	49	49	50	50	198	198.0	1088
2	Bouzou, Joel	FRA	50	50	49	48	197	197.0	1066
	Massullo, Carlo	ITA	49	49	49	50	197	197.0	1066
	Four, Paul	FRA	49	50	49	49	197	197.0	1066
5	Nasser, Ahmed	EGY	48	50	49	49	196	196.0	1044
	Minder, Peter	SUI	49	49	49	49	196	196.0	1044
7	Jasem, Abdulraman	BRN	49	48	48	50	195	195.0	1022
8	Quesada, Jorge	ESP	48	50	47	49	194	194.0	1000
	Yrizar, Alejandro	MEX	46	50	48	50	194	194.0	1000
10	Chung, Kyung-Hoon	KOR	49	48	46	50	193	193.0	0978
	Ellebedy, Ihab	EGY	49	47	49	48	193	193.0	0978
	Faraj, Saleh	BRN	49	48	48	48	193	193.0	0978
	Jung, Andy	SUI	46	49	49	49	193	193.0	0978
	Masala, Daniele	ITA	49	48	48	48	193	193.0	0978
15	Korpela, Jorma	FIN	47	49	47	49	192	192.0	0956
	Durao, Roberto	POR	50	48	49	47	194	194.0	0956
	Hulkkonen, Pasi	FIN	48	48	47	49	192	192.0	0956
	Losey, Robert Gregory	USA	50	48	48	46	192	192.0	0956
19	Sowerby, Stephen	GBR	50	46	46	49	191	191.0	0934
	Pelli, Jussi	FIN	48	49	47	47	191	191.0	0934
	Lamprecht, Martin	SWE	47	46	50	48	191	191.0	0934
	Watson, Alexander	AUS	48	48	49	46	191	191.0	0934
	Steinmann, Peter	SUI	47	49	46	49	191	191.0	0934
24	Billwein, Michael	AUT	49	46	47	48	190	190.0	0912
	Awad, Samy	EGY	44	49	48	49	190	190.0	0912
	Kawazoe, Hiroyuki	JPN	50	46	47	47	190	190.0	0912
	Mumford, Michael	GBR	46	49	47	48	190	190.0	0912
	Rehbein, Michael	FRG	48	48	45	49	190	190.0	0912
	Boube, Didier	FRA	48	48</					



Cross Country Running
Individual Competition / Aug. 01

Course a pied
Competition individuelle / 01 Aout

RANK RANG	CTRY	TIME TEMPS	POINTS	RANK RANG	CTRY	TIME TEMPS	POINTS		
1	Phelps, Richard	GBR	12:36.57	1295	27	Minder, Peter	SUI	13:57.04	1054
2	Massullo, Carlo	ITA	12:47.65	1262	28	Korpela, Jorma	FIN	13:58.23	1050
3	Bouzou, Joel	FRA	12:52.38	1248	29	Araki, Daizou	JPN	14:00.88	1042
4	Cristofori, Pierpaolo	ITA	12:56.59	1235	30	Storm, Michael	USA	14:01.18	1041
5	Watson, Alexander	AUS	13:04.85	1210	31	Mumford, Michael	GBR	14:01.78	1040
6	Sowerby, Stephen	GBR	13:07.56	1202	32	Vrizar, Alejandro	MEX	14:05.41	1029
7	Sisniega, Ivar	MEX	13:08.33	1200	33	Chung, Kyung-Hoon	KOR	14:06.80	1025
8	Hoyo, Marcelo	MEX	13:09.79	1196	34	Jung, Andy	SUI	14:06.83	1025
9	Bellmann, Achim	FRG	13:10.31	1194	35	Four, Paul	FRA	14:15.40	0999
10	Esposito, Daniel	AUS	13:14.58	1181	36	Peirits, Ingo	AUT	14:15.62	0998
11	Burguete, Eduardo	ESP	13:16.78	1175	37	Billwein, Michael	AUT	14:17.83	0992
12	Boube, Didier	FRA	13:18.33	1170	38	Kang, Kyung-Hyo	KOR	14:18.38	0990
13	Glensk, Dean	USA	13:20.13	1165	39	Pelli, Jussi	FIN	14:20.89	0982
14	Quesada, Jorge	ESP	13:21.93	1159	40	Mubarak, Nabeel	BRN	14:22.87	0976
15	Galera, Federico	ESP	13:21.96	1159	41	Stocker, Horst	AUT	14:25.58	0968
16	Rasmuson, Svante	SWE	13:25.76	1148	42	Nasser, Ahmed	EGY	14:27.93	0961
17	Uchida, Shoji	JPN	13:27.21	1143	43	Ellebedy, Ihab	EGY	14:30.16	0955
18	Steinmann, Peter	SUI	13:28.84	1138	44	Kawazoe, Hiroyuki	JPN	14:30.58	0953
19	Bandow, Christian	FRG	13:29.21	1137	45	Lamprecht, Martin	SWE	14:31.27	0951
20	Masala, Daniele	ITA	13:30.04	1135	46	Chen, Kung-Liang	TPE	14:37.94	0931
21	Spies, Matthew	AUS	13:30.37	1134	47	Jasem, Abdulraman	BRN	14:39.81	0926
22	Rehbein, Michael	FRG	13:37.46	1113	48	Monteiro, Luis	POR	14:46.20	0906
23	Hulkkonen, Pasi	FIN	13:38.62	1109	49	Awad, Samy	EGY	15:12.35	0828
24	Losey, Robert Gregory	USA	13:52.24	1068	50	Faraj, Saleh	BRN	15:16.97	0814
25	Martin, Roderick	SWE	13:55.91	1057	51	Durao, Roberto	POR	15:19.24	0807
26	Barroso, Manuel	POR	13:56.09	1057	52	Kim, Il	KOR	15:26.60	0785

Individual Competition
Summary / Aug. 01

Competition individuelle
Sommaire / 01 Aout

RANK RANG	CTRY	RIDING EQUITATION	FENCING ESCRIME	SWIMMING NATATION	SHOOTING TIR	RUNNING COURSE	TOTAL	
1	Masala, Daniele	ITA	1100	956	1300	978	1135	5469
2	Rasmuson, Svante	SWE	1070	1022	1304	912	1148	5456
3	Massullo, Carlo	ITA	1100	758	1220	1066	1262	5406
4	Phelps, Richard	GBR	1100	912	1304	780	1295	5391
5	Storm, Michael	USA	1040	868	1288	1088	1041	5325
6	Four, Paul	FRA	1040	978	1204	1066	999	5287
7	Sisniega, Ivar	MEX	1070	912	1320	780	1200	5282
8	Quesada, Jorge	ESP	1060	890	1172	1000	1159	5281
9	Hulkkonen, Pasi	FIN	1010	846	1272	956	1109	5193
10	Boube, Didier	FRA	1070	890	1144	912	1170	5186
11	Cristofori, Pierpaolo	ITA	1040	846	1196	868	1235	5185
12	Jung, Andy	SUI	1070	846	1244	978	1025	5163
13	Losey, Robert Gregory	USA	1062	912	1160	956	1068	5158
14	Bellmann, Achim	FRG	954	1066	1164	736	1194	5114
15	Watson, Alexander	AUS	1010	758	1196	934	1210	5108
16	Steinmann, Peter	SUI	1040	824	1168	934	1138	5104
17	Bouzou, Joel	FRA	884	758	1136	1066	1248	5092
18	Glensk, Dean	USA	1086	824	1252	758	1165	5085
19	Minder, Peter	SUI	980	846	1152	1044	1054	5076
20	Yrizar, Alejandro	MEX	968	824	1228	1000	1029	5049
21	Rehbein, Michael	FRG	1034	714	1248	912	1113	5021
22	Korpela, Jorma	FIN	980	758	1224	956	1050	4968
23	Hoyo, Marcelo	MEX	1018	714	1156	868	1196	4952
24	Mumford, Michael	GBR	950	802	1236	912	1040	4940
25	Faraj, Saleh	BRN	1070	890	1160	978	814	4912
26	Burguete, Eduardo	ESP	1006	736	1308	670	1175	4895
27	Sandow, Christian	FRG	1070	714	1324	648	1137	4893
28	Uchida, Shoji	JPN	1010	780	1028	868	1143	4829
29	Kawazoe, Hiroyuki	JPN	1040	868	1036	912	953	4809
30	Lamprecht, Martin	SWE	706	912	1300	934	951	4803
31	Spies, Matthew	AUS	1010	692	1140	802	1134	4778
32	Billwein, Michael	AUT	1070	670	1116	912	992	4760
33	Ellebedy, Ihab	EGY	1100	792	920	978	955	4745
34	Galera, Federico	ESP	1040	582	1088	846	1159	4715
35	Pelli, Jussi	FIN	846	780	1124	934	982	4666
36	Awad, Samy	EGY	1040	758	1096	912	828	4634
37	Sowerby, Stephen	GBR	555	648	1224	934	1202	4563
38	Chung, Kyung-Hoon	KOR	904	560	1080	978	1025	4547
39	Nasser, Ahmed	EGY	728	736	1060	1044	961	4529
40	Jasem, Abdulraman	BRN	916	494	1132	1022	926	4490
41	Mubarak, Nabeel	BRN	1018	692	932	846	976	4464
42	Kim, Il	KOR	994	692	1048	868	785	4387
43	Monteiro, Luis	POR	1070	472	1016	868	906	4332
44	Durao, Roberto	POR	918	736	904	956	807	4321
45	Kang, Kyung-Hyo	KOR	738	516	1244	824	990	4312
46	Araki, Daizou	JPN	1100	538	1108	494	1042	4282
47	Martin, Roderick	SWE	1012	868	1268	0	1057	4205
48	Chen, Kung-Liang	TPE	848	494	1024	890	931	4187
49	Barroso, Manuel	POR	818	670	1200	340	1057	4085
50	Esposito, Daniel	AUS	0	582	1300	890	1181	3953
51	Peirits, Ingo	AUT	0	780	1080	824	998	3682
52	Stocker, Horst	AUT	0	704	1024	736	968	3432

Riding
Team Competition / July 29

Equitation
Competition par equipe / 29 Juil

RANK RANG	CTRY	HORSE CHEVAL	TOTAL TEAM	TIME TEMPS	PENALTY TIME OBSTACLE	POINTS
1	ITA	Massullo, Carlo Masala, Daniele Cristofori, Pierpaolo	3240	1:34.55 1:33.63 1:32.43	060	1100 1100 1040
2	USA	Glensk, Dean Losey, Robert Gregory Storm, Michael	3188	1:49.54 1:46.91 1:42.68	014 008 060	1086 1062 1040
3	JPN	Araki, Daizou Kawazoe, Hiroyuki Uchida, Shoji	3150	1:41.32 1:39.21 1:25.14	060 090	1100 1040 1010
4	ESP	Quesada, Jorge Galera, Federico Burguete, Eduardo	3106	1:47.84 1:38.06 1:44.72	010 030 090	1060 1040 1006

RANK RANG	CTRY	HORSE CHEVAL	TOTAL TEAM	TIME TEMPS	PENALTY TIME OBSTACLE	POINTS
5	SUI	Jung, Andy Steinmann, Peter Minder, Peter	3090	1:35.33 1:28.43 1:38.43	030 060 120	1070 1040 0980
6	FRG	Sandow, Christian Rehbein, Michael Bellmann, Achim	3058	1:42.76 1:45.66 2:05.85	030 060 060 100	1070 1034 0954
7	MEX	Sisniega, Ivar Hoyo, Marcelo Yrizar, Alejandro	3056	1:33.15 1:48.24 1:48.10	030 012 120	1070 1018 0968
8	BRN	Faraj, Saleh Mubarak, Nabeel Jasem, Abdulraman	3004	1:28.96 1:48.28 1:54.67	030 012 070 160	1070 1018 0916
9	FRA	Boube, Didier Four, Paul Bouzou, Joel	2994	1:34.98 1:35.75 2:00.58	030 060 036 180	1070 1040 0884
10	EGY	Ellebedy, Ihab Awad, Samy Nasser, Ahmed	2868	1:42.04 1:30.71 3:18.88	060 060 192 180	1100 1040 0728
11	FIN	Hulkkonen, Pasi Korpela, Jorma Pelli, Jussi	2836	1:34.85 1:38.10 1:44.77	090 120 004 250	1010 0980 0846
12	POR	Monteiro, Luis Durao, Roberto Barroso, Manuel	2806	1:34.77 1:53.46 2:23.42	030 022 160 200	1070 0918 0818
13	SWE	Rasmuson, Svante Martin, Roderick Lamprecht, Martin	2788	1:41.23 1:46.89 2:09.32	030 080 054 340	1070 1012 0706
14	KOR	Kim, Il Chung, Kyung-Hoon Kang, Kyung-Hyo	2636	1:55.12 2:25.63 2:23.10	026 086 082 280	0994 0904 0738
15	GBR	Phelps, Richard Mumford, Michael Sowerby, Stephen	2605	1:35.20 1:36.28 2:17.51	070 150 475	1100 0950 0555
16	AUS	Watson, Alexander Spies, Matthew Esposito, Daniel	2020	1:36.48 1:37.80 EL	090 090	1010 1010
17	AUT	Billwein, Michael Peirits, Ingo Stocker, Horst	1070	1:25.21 EL NP	030	1070

Fencing
Team Competition/ July 30

Escrime
Competition par equipe / 30 Juil

RANK RANG	CTRY	TOTAL TEAM	VICT	DEF	PEN	POINTS
1	SWE	Lamprecht, Martin Martin, Roderick Rasmuson, Svante	32 30 37	19 21 14		0912 0868 1022
2	FRA	Bouzou, Joel Boube, Didier Four, Paul	25 31 35	26 20 16		0758 0890 0978
3	USA	Losey, Robert Gregory Glensk, Dean Storm, Michael	32 28 30	19 23 21		0912 0824 0868
4	ITA	Cristofori, Pierpaolo Masala, Daniele Massullo, Carlo	29 34 25	22 17 26		0846 0956 0758
5	SUI	Jung, Andy Steinmann, Peter Minder, Peter	29 28 29	22 23 22		0846 0824 0846
6	FRG	Sandow, Christian Rehbein, Michael Bellmann, Achim	23 39 23	28 12 28		0714 0714 1066
7	MEX	Sisniega, Ivar Yrizar, Alejandro Hoyo, Marcelo	32 28 23	19 23 28		0912 0824 0714
8	FIN	Pelli, Jussi Korpela, Jorma Hulkkonen, Pasi	26 25 29	25 26 22		0780 0758 0846
9	GBR	Mumford, Michael Phelps, Richard Sowerby, Stephen	27 32 20	24 19 31		0802 0912 0648
10	EGY	Awad, Samy Nasser, Ahmed Ellebedy, Ihab	25 24 27	26 27 24	010	0758 0736 0792
11	ESP	Quesada, Jorge Burguete, Eduardo Galera, Federico	31 24 17	20 27 34		0890 0736 0582
12	JPN	Kawazoe, Hiroyuki Uchida, Shoji Araki, Daizou	30 26 15	21 25 36		0868 0780 0538
13	AUT	Peirits, Ingo Billwein, Michael Stocker, Horst	21 23 23	30 28 28	010	0670 0704 0890
14	BRN	Faraj, Saleh Jasem, Abdulraman Mubarak, Nabeel	13 22 13	38 29 38		0494 0692 0692
15	AUS	Esposito, Daniel Watson, Alexander Spies, Matthew	17 25 22	34 26 29		0582 0758 0692
16	POR	Barroso, Manuel Monteiro, Luis Durao, Roberto	21 12 24	30 39 27		0670 0472 0736
17	KOR	Kim, Il Chung, Kyung-Hoon Kang, Kyung-Hyo	22 16 14	29 35 37		0560 0692 0516
18	TPE	Chen, Kung-Liang	13	38		0494

Rowing / Aviron

Officials


Federation Internationale des Societes d' Aviron (FISA)
 President / president Thomas Keller (SUI)
 Secretary-General / secretaire-general Denis Oswald (SUI)
 Technical Delegates / delegues techniques Don Rowlands (NZL)
 Christopher Davidge (GBR)

LAOOC Administrative Staff / Personnel Administratif de LAOOC
 Commissioner / commissaire Barry Berkus
 Competition Director / Patricia Wyatt
 directeur du competition
 Venue Manager / manager de la venue Dick Mires
 Sports Manager / manager du sport Jan Palchikoff

Participants / Participants

Women Femmes	Competitors Competiteurs	Countries Pays	Men Hommes	Competitors Competiteurs	Countries Pays
Single Sculls / une rameuse	16	16	Single Sculls / un rameur	16	16
Double Sculls / deux rameuses en couple	16	8	Double Sculls / deux rameurs en couple	22	11
Pair without Coxswain / deux rameuses en pointe	12	6	Pair without Coxswain / dux rameurs en pointe	28	14
4 Scull wit Coxswain / quatre en couple avec barreuse	35	7	Pair with Coxswain / deux en pointe avec barreur	36	12
4 Oar with Coxswain / quatre en pointe avec barreuse	45	9	4 Sculls without coxswain / quatre rameurs en couple	4 0	10
8 Oar with Coxswain / huit en pointe avec barreuse	54	6	4 Oar without Coxswain/ qatre en pointe sans barreur	4 0	10
			4 Oar with Coxswain / quatre en pointe avec barreur	4 0	8
			8 Oar with Coxswain / huit en pointe avec barreur	6 3	7

**Lake Casitas,
Ventura County (10,000)**





Rowing

Women / single Sculls Heat 1 Race No: 05 / July 30

Femmes / une rameuse Eliminatoire 1 course no: 05 / 30 Juil

RANK	CTRY	NAME	500 M	1000 M
1	USA	Geer, Charlotte	1:48.47	3:45.05
2	CAN	Schreiner, Andrea	1:51.58	3:48.20
3	HOL	Compaan, Jos	1:55.16	3:54.70
4	AUT	Unger, Astrid	1:55.81	3:54.96
5	FRG	Brauch, Ursula	1:54.40	3:59.67
6	AUS	Marshall, Jacqui	1:59.04	4:07.06

WIND/VENT: VELOC. = 0 M/S COMP. = 0 M/S DIRECTION = 0
TEMPERATURE AIR = 27 C WATER / EAU = 25 C

Women / Single Sculls Heat 2 Race No : 06 / July 30

Femmes / une rameuse Eliminatoire 2 course no:06 / 30 Juil

RANK	CTRY	NAME	500 M	1000 M
1	GBR	Mitchell, Beryl	1:47.69	3:45.18
2	BEL	Haesebrouck, Ann	1:50.69	3:45.67
3	DEN	Justesen, Lise Marianne	1:51.80	3:50.15
4	ITA	Corazza, Antonella	1:51.46	3:55.17
5	SWE	Larsson, Annelie	1:55.61	3:56.73

WIND/VENT: VELOC. = 0 M/S COMP. = 0 M/S DIRECTION = 0
TEMPERATURE AIR = 27 C WATER / EAU = 25 C

Women / Single Sculls Heat 3 Race No: 7 / July 30

Femmes / une rameuse Eliminatoire 3 course no: 7 / 30 Juil

RANK	CTRY	NAME	500 M	1000 M
1	ROM	Racila, Valeria	1:46.01	3:44.22
2	NZL	Foster, Stephanie	1:51.31	3:51.86
3	MEX	De La Fuente, Maria	1:54.18	3:55.60
4	NOR	Scheibert, Lisa	1:55.43	3:55.80
5	FRA	Hourdel, Laurence	1:54.97	4:00.27

WIND/VENT: VELOC. = 0 M/S COMP. = 0 M/S DIRECTION = 0
TEMPERATURE AIR = 27 C WATER / EAU = 25 C

Women / Single Sculls Repechage 1 Race No: 31 / Aug. 01

Femmes / une rameuse Repechage 1 course no: 31 / 01 Aout

RANK	CTRY	NAME	500 M	1000 M
1	BEL	Haesebrouck, Ann	1:50.27	3:48.57
2	SWE	Larsson, Annelie	1:52.75	3:50.60
3	HOL	Compaan, Jos	1:54.20	3:59.29
4	AUS	Marshall, Jacqui	1:57.72	4:04.08

WIND/VENT: VELOC. = 0 M/S COMP. = 0 M/S DIRECTION = 0
TEMPERATURE AIR = 16 C WATER / EAU = 25 C

Women / Single Sculls Repechage 2 Race No: 32 / Aug. 01

Femmes / une rameuse Repechage 2 course no: 32 / 01 Aout

RANK	CTRY	NAME	500 M	1000 M
1	CAN	Schreiner, Andrea	1:49.59	3:52.10
2	MEX	De La Fuente, Maria	1:52.29	3:54.01
3	NOR	Scheibert, Lisa	1:51.70	3:56.31
4	FRG	Brauch, Ursula	1:54.40	4:00.20

WIND/VENT: VELOC. = 0 M/S COMP. = 0 M/S DIRECTION = 0
TEMPERATURE AIR = 16 C WATER / EAU = 25 C

Women / Single Sculls Repechage 3 Race No: 33 / Aug. 01

Femmes / une rameuse Repechage 3 course no: 33 / 01 Aout

RANK	CTRY	NAME	500 M	1000 M
1	DEN	Justesen, Lise Marianne	1:50.33	3:47.60
2	NZL	Foster, Stephanie	1:51.53	3:51.19
3	AUT	Unger, Astrid	1:53.69	3:52.70
4	FRA	Hourdel, Laurence	1:53.27	3:59.60

WIND/VENT: VELOC. = 0 M/S COMP. = 0 M/S DIRECTION = 0
TEMPERATURE AIR = 16 C WATER / EAU = 25 C

Aviron

Women / single sculls Semi-Final 1 Race No: 39 / Aug. 02

Femmes / une rameuse Demi-finale 1 course no: 39 / 02 Aout

RANK	CTRY	NAME	500 M	1000 M
1	ROM	Racila, Valeria	1:51.38	3:54.55
2	USA	Geer, Charlotte	1:53.43	3:57.93
3	CAN	Schreiner, Andrea	1:53.92	3:59.02
4	NZL	Foster, Stephanie	1:56.06	4:02.29
5	NOR	Bcheibert, Lisa	2:00.40	4:04.62
6	SWE	Larsson, Annelie	2:00.40	4:08.39

WIND/VENT: VELOC. = 1 M/S COMP. = 0 M/S DIRECTION = ENE
TEMPERATURE AIR = 18 C WATER / EAU = 25 C

Women / Single Sculls Semi-Final 2 Race No: 40 / Aug. 02

Femmes / une rameuse Demi-finale 2 course no: 40 / 02 Aout

RANK	CTRY	NAME	500 M	1000 M
1	DEN	Justesen, Lise Marianne	1:55.08	3:55.34
2	BEL	Haesebrouck, Ann	1:56.10	3:56.45
3	GBR	Mitchell, Beryl	1:55.59	3:56.59
4	AUT	Unger, Astrid	1:58.98	3:59.52
5	MEX	De La Fuente, Maria	1:56.50	4:01.77
6	HOL	Compaan, Jos	2:02.02	4:06.39

WIND/VENT: VELOC. = 1 M/S COMP. = 0 M/S DIRECTION = ENE
TEMPERATURE AIR = 18 C WATER / EAU = 25 C

Women / Single Sculls Places 7 - 12 Race No: 57 / Aug. 03

Femmes / une rameuse Places 7 - 12 course no: 57 / 03 Aout

RANK	CTRY	NAME	500 M	1000 M
1	NZL	Foster, Stephanie	1:52.63	3:52.20
2	HOL	Compaan, Jos	1:55.65	3:52.80
3	AUT	Unger, Astrid	1:55.34	3:53.08
4	SWE	Larsson, Annelie	1:55.86	3:53.39
5	MEX	De La Fuente, Maria	1:54.70	3:57.93
6	NOR	Scheibert, Lisa	1:58.25	4:00.70

WIND/VENT: VELOC. = .1 M/S COMP. = 0 M/S DIRECTION = E
TEMPERATURE AIR = 23 C WATER / EAU = 25 C

Women / Single Sculls Final Race No: 68 / Aug. 04

Femmes / une rameuse Final course no: 58 / 04 Aout

RANK	CTRY	NAME	500 M	1000 M
1	ROM	Racila, Valeria	1:44.01	3:40.68
2	USA	Geer, Charlotte	1:47.54	3:43.89
3	BEL	Haesebrouck, Ann	1:50.22	3:45.72
4	CAN	Schreiner, Andrea	1:49.27	3:45.97
5	DEN	Justesen, Lise Marianne	1:50.61	3:47.79
6	GBR	Mitchell, Beryl	1:51.21	3:51.20

WIND/VENT: VELOC. = 0 M/S COMP. = 0 M/S DIRECTION = 0
TEMPERATURE AIR = 18 C WATER / EAU = 25 C

Women / Double Sculls Without Coxswain Heat 1 Race No: 03 / July 30

Femmes / deux rameuses en couple Eliminatoire 1 course no: 03 / 30 July

RANK	CTRY	NAME	500 M	1000 M
1	ROM	Popescu, Marioara Oleniuc, Elisabeta	1:38.25	3:24.28
2	CAN	Laumann, Daniele Laumann, Silken	1:40.40	3:26.72
3	HOL	Hellemans, Greet Hellemans, Nicolette	1:42.10	3:28.67
4	GBR	Ray, Nonie Bloomfield, Sally	1:42.67	3:37.72

WIND/VENT: VELOC. = 0 M/S COMP. = D M/S DIRECTION = 0
TEMPERATURE AIR = 27 C WATER / EAU = 25 C



Women/Ouble Sculls Without Coxswain **Femmes/deux rameuses en couple**
Heat 2 Race No:04/July30 **Eliminatoire 2 course no:04/30 Juil**

RANK	CTRY	NAME	500 M	1000 M
1	NOR	Lenes, Haldis Johansen, Solfrid	1:40.40	3:27.87
2	SWE	Gustavsson, Carina Carlsson, Marie	1:41.73	3:28.41
3	USA	Thaxton, Cathleen Geer, Julia	1:44.07	3:30.91
4	AUT	Niedermayer, Ingeborg Sommerbauer, Vera	1:43.85	3:36.62

WIND/VENT: VELOC. = 0 M/S COMP. = 0 M/S DIRECTION = 0
TEMPERATURE AIR = 27 C WATER/EAU = 25 C

Women/Double Sculls Without Coxswain **Femmes/deux rameuses en couple**
Repechage 1 Race No: 30/Aug. 01 **Repechage 1 course no: 30/01 Aout**

RANK	CTRY	NAME	500 M	1000 M
1	HOL	Hellemans, Greet Hellemans, Nicolette	1:40.62	3:27.51
2	SWE	Gustavsson, Carina Carlsson, Marie	1:40.99	3:27.99
3	CAN	Laumann, Daniele Laumann, Silken	1:39.54	3:28.42
4	USA	Thaxton, Cathleen Geer, Julia	1:42.18	3:29.40
5	AUT	Niedermayer, Ingeborg Sommerbauer, Vera	1:43.88	3:33.30
6	GBR	Ray, Nonie Bloomfield, Sally	1:43.35	3:38.89

WIND/VENT: VELOC. = 0 M/S COMP. = 0 M/S DIRECTION = 0
TEMPERATURE AIR = 16 C WATER/EAU = 25 C

Women/Double Sculls Without Coxswain **Femmes/deux rameuses en couple**
Places 7-8 RaceNo: 56/Aug.03 **Places 7-8 course no:56/03Aout**

RANK	CTRY	NAME	500 M	1000 M
1	AUT	Niedermayer, Ingeborg Sommerbauer, Vera	1:44.97	3:36.20
2	GBR	Ray, Nonie Bloomfield, Sally	1:44.43	3:40.08

WIND/VENT: VELOC. = 1.2 Y/S COMP. = 0 M/S DIRECTION = ENE
TEMPERATURE AIR = 23 C WATER/EAU = 25 C

Women/Double Sculls Without Coxswain **Femmes/deux rameuses en couple**
Final Race No: 66/Aug.04 **Finale course no:66/04 Aout**

RANK	CTRY	NAME	500 M	1000 M
1	ROM	Popescu, Marioara Oleniuc, Elisabeta	1:40.17	3:26.75
2	NOL	Hellemans, Greet Hellemans, Nicolette	1:41.13	3:29.13
3	CAN	Laumann, Daniele Laumann, Silken	1:41.79	3:29.82
4	SWE	Gustavsson, Carina Carlsson, Mane	1:42.88	3:30.79
5	NOR	Lenes, Haldis Johansen, Solfrid	1:44.03	3:32.09
6	USA	Thaxton, Cathleen Geer, Julia	1:44.75	3:32.33

WIND/VENT: VELOC. = 0 M/S COMP. = 0 M/S DIRECTION = 0
TEMPERATURE AIR = 18 C WATER/EAU = 25 C

Women/Pair-Oars Without Coxswain **Femmes/deux rameuses en pointe**
Final Race No:67/Aug.04 **Finale course no:67/04Aout**

RANK	CTRY	NAME	500 M	1000 M
1	ROM	Arba,Rodica Horvat, Elena	1:42.74	3:32.60
2	CAN	Craig, Betty Smith, Tricia	1:45.31	3:36.06
3	FRG	Becker, Ellen Volkner, Iris	1:46.84	3:40.50
4	HOL	Van Ettehoven, Harriet Comet, Lynda	1:49.60	3:44.01
5	USA	Kirch, Varbara Towne, Chari	1:49.29	3:44.35

RANK	CTRY	NAME	500 M	1000 M
6	GBR	Panter, Katerine Howe, Ruth	1:50.81	3:48.53

WIND/VENT: VELOC. = 0 M/S COMP. = 0 M/S DIRECTION = 0
TEMPERATURE AIR = 18 C WATER/EAU = 25 C

Women/Quadruple Sculls With Coxswain **Femmes/quatre rameuses avec barreuse**
Heat1 Race No:8/July30 **Eliminatoire 1 course no:8/30Juil**

RANK	CTRY	NAME	500 M	1000 M
1	ROM	Taran, Titie Borohan, Anisoara Badea, Ioana Corban, Sofia Oancia, Ecaterina	1:34.68	3:15.34
2	FRA	Imbert, Evelyne Dubedat, Lydie Gosse, Christine Ledoux, Helene Couturier, Patricia	1:37.40	3:18.88
3	CAN	Roy, Lisa Mason, Janice Harber, Vicki Young, Dolores Trono, Carolyn	1:38.22	3:19.83
4	FRG	Dickmann, Anne Kleine-Kuhlmann, Regina Kumitz, Ute Reuter, Sabine Pluckhahn, Kathrien	1:37.16	3:19.85

WIND/VENT: VELOC. = 0 M/S COMP. = 0 M/S DIRECTION = 0
TEMPERATURE AIR = 27 C WATER/EAU = 25 C

Women/Quadruple Sculls With Coxswain **Femmes/quatre en couple avec barreuse**
Heat 2 Race No:9/July30 **Eliminatoire 2 course no:9/30Juil**

RANK	CTRY	NAME	500 M	1000 M
1	USA	Marden, Anne Rohde, Lisa Lind, Joan Gilder, Virginia Rickon, Kelly	1:35.66	3:14.68
2	DEN	Eriksen, Hanne Mandstf. Hanel, Birgitte Koefoed, Charlotte Rasmussen, Bodil Steen Soeresen, Jette Hejli	1:36.16	3:14.69
3	ITA	Borio, Alessandra Memo, Raffaella Minorati, Donata Griueti, Paola Del Core, Roberta	1:37.08	3:22.89

WIND/VENT: VELOC. = 0 M/S COMP. = 0 M/S DIRECTION = 0
TEMPERATURE AIR = 27 C WATER/EAU = 25 C

Women/Quadruple Sculls With Coxswain **Femmes/quatre en couple avec barreuse**
Repechage 1 Race No: 34/Aug. 01 **Repechage 1 course no:34/01Aout**

RANK	CTRY	NAME	500 M	1000 M
1	DEN	Eriksen, Hanne Mandstf. Hanel, Birgitte Koefoed, Charlotte Rasmussen, Bodil Steen Soeresen, Jette Hejli	1:36.43	3:16.32
2	FRG	Dickmann, Anne Kleine-Kuhlmann, Regina Kumitz, Ute Reuter, Sabine Pluckhahn, Kathrien	1:35.45	3:18.21
3	FRA	Imbert, Evelyne Dubedat, Lydie Gosse, Christine Ledoux, Helene Couturier, Patricia	1:36.72	3:19.01
4	ITA	Memo, Raffaella Borio, Alessandra Minorati, Donata Coraua, Antonella Del Core, Roberta	1:37.23	3:19.26
5	CAN	Roy,Lisa Mason, Janice Harber, Vicki Young, Dolores Trono, Carolyn	1:37.82	3:19.88

WIND/VENT: VELOC. = 0 M/S COMP. = 0 M/S DIRECTION = 0
TEMPERATURE AIR = 16 C WATER/EAU = 25 C

Women/Quadruple Sculls With Coxswain
Find Race No: 69/Aug.04Femmes/quatre en couple avec barreuse
Finale course no: 69/04 Aout

RANK	CTRY	NAME	500 M	1000 M
1	RON	Taran, Titie Sorohan, Anisoara Badea, Ioana Corban, Sofia Oancia, Ecaterina	1:35.28	3:14.11
2	USA	Marden, Anne Rohde, Lisa Lind, Joan Gilder, Virginia Rickon, Kelly	1:36.58	3:15.57
3	DEN	Eriksen, Hanne Mandst. Hanel, Birgitte Koefoed, Charlotte Rasmussen, Bodil Steen Soerensen, Jette Hejli	1:37.00	3:16.02
4	FRG	Dickmann, Anne Kleine-Kuhlmann, Regina Kumitz, Ute Reuter, Sabine Pluckhahn, Kathrien	1:34.07	3:16.81
5	FRA	Imbert, Evelyne Dubedat, Lydie Gosse, Christine Ledoux, Helene Couturier, Patricia	1:37.64	3:17.87
6	ITA	Memo, Raffaella Bono, Alessandra Minorati, Donata Corazza, Antonella Del Core, Roberta	1:37.99	3:21.48

WIND/VENT: VELOC. = 0 M/S COUP. = 0 M/S DIRECTION = 0
TEMPERATURE AIR = 18 C WATER/EAU = 25 C

Women/Four-Oars With Coxswain
Heat 1 Race No: 01/July 30Femmes/quatre en pointe avec barreuse
Eliminatoire 1 course no: 01/30 Juil

RANK	CTRY	NAME	500 M	1000 M
1	ROM	Lavric, Florica Fricioiu, Maria Apostol, Chira Bularda, Olga Ioja, Viorica	1:36.81	3:21.61
2	HOL	Laurijsen, Martha Neelissen, Catharina Quist, Anne Marie Vaandrager, Willemien Drogenbroek Van, Marieke	1:40.16	3:24.98
3	USA	Peck, Abigail Spratlen, Patricia Harville, Janet Miles, Elizabeth Mc Clain-Ward, Valerie	1:40.52	3:28.02
4	CHN	Huang, Meixia Yang, Xiao Shi, Meiping Chen, Changfeng Zhang, Liming	1:46.28	3:37.70
5	KOR	Park, Hae-Sook Kim, Jeong-Ham Kim, Myung-Jae Kim, Young-Hee An, Hae-Eun	1:56.84	3:55.03

WIND/VENT: VELOC. = 0 M/S COMP. = 0 M/S DIRECTION = 0
TEMPERATURE AIR = 27 C WATER/EAU = 25 C

Women/Four-Oars With Coxswain
Heat 2 Race No: 02/July 30Femmes/quatre en pointe avec barreuse
Eliminatoire 2 course no: 02/30 Juil

RANK	CTRY	NAME	500 M	1000 M
1	CAN	Brain, Marilyn Schneider, Angie Tregunno, Jane Armbrust, Barbara Thompson, Lesley	1:39.13	3:23.45
2	AUS	Grey-Gardner, Robyn Branoun, Karen Chapman, Susan Foster, Margot Lee, Susan	1:41.53	3:26.54
3	FRG	Neu, Heike Hinkelmann, Sabine Rehders, Kerstin Beblo, Angelika Barth, Heidrun	1:42.22	3:30.69

RANK	CTRY	NAME	500 M	1000 M
4	GBR	Millar, Teresa Genchl, Jean Toch, Joanne Ball, Kathryn Talbot, Kathryn	1:43.82	3:32.27

WIND/VENT: VELOC. = 0 M/S COMP. = 0 M/S DIRECTION = 0
TEMPERATURE AIR = 27 C WATER/EAU = 25 C

Women/Four-Oars With Coxswain
Repechage 1 Race No: 28/Aug.01Femmes/quatre en pointe avec barreuse
Repechage 1 course no: 26/01 Aout

RANK	CTRY	NAME	500 M	1000 M
1	HOL	Drogenbroek Van, Marieke Quist, Anne Mane Neelissen, Catharina Vaandrager, Willemien Laurijsen, Martha	1:39.25	3:24.62
2	FRG	Neu, Heike Hinkelmann, Sabine Rehders, Kerstin Beblo, Angelika Barth, Heidrun	1:42.26	3:29.73
3	CHN	Huang, Meixia Yang, Xiao Shi, Meiping Chen, Changfeng Zhang, Liming	1:44.29	3:32.07

WIND/VENT: VELOC. = 0 M/S COMP. = 0 M/S DIRECTION = 0
TEMPERATURE AIR = 16 C WATER/EAU = 25 C

Women/Four-Oars With Coxswain
Repechage 2 Race No: 29/Aug.01Femmes/quatre en pointe avec barreuse
Repechage 2 course no: 29/01 Aout

RANK	CTRY	NAME	500 M	1000 M
1	USA	Peck, Abigail Spratlen, Patricia Harville, Janet Miles, Elizabeth Mc Clain-Ward, Valerie	1:38.54	3:23.70
2	AUS	Grey-Gardner, Robyn Branoun, Karen Chapman, Susan Foster, Margot Lee, Susan	1:40.01	3:26.84
3	GBR	Millar, Teresa Genchl, Jean Toch, Joanne Ball, Kathryn Talbot, Kathryn	1:43.53	3:33.42
4	KOR	Park, Hae-Sook Kim, Jeong-Ham Kim, Myung-Jae Kim, Young-Hee An, Hae-Eun	1:51.21	3:49.70

WIND/VENT: VELOC. = 0 M/S COMP. = 0 M/S DIRECTION = 0
TEMPERATURE AIR = 16 C WATER/EAU = 25 C

Women/Four-Oars With Coxswain
Places 7-9 Race No: 55/Aug.03Femmes/quatre en pointe avec barreuse
Places 7-9 course no: 55/03Aout

RANK	CTRY	NAME	500 M	1000 M
1	GBR	Millar, Teresa Genchl, Jean Toch, Joanne Ball, Kathryn Talbot, Kathryn	1:42.89	3:33.72
2	CHN	Huang, Meixia Yang, Xiao Shi, Meiping Chen, Changfeng Zhang, Liming	1:45.44	3:34.22
3	KOR	Park, Hae-Sook Kim, Jeong-Ham Kim, Myung-Jae Kim, Young-Hee An, Hae-Eun	1:53.26	3:51.48

WIND/VENT: VELOC. = 1.2 M/S COMP. = 0 M/S DIRECTION = ENE
TEMPERATURE AIR = 23 C WATER/EAU = 25 C



Women/Four-Oars With Coxswain
Final Race No: 65/Aug.04

Femmes/quatreenpkteavecbarreuse
Finale course no:65/04Aout

RANK	CTRY	NAME	500 M	1000 M
1	ROM	Lavric, Florica Fricioiu, Maria Apostol, Chira Bularda, Olga Ioja, Viorica	1:36.23	3:19.30
2	CAN	Brain, Marilyn Schneider, Angie Armbrust, Barbara Tregunno, Jane Thompson, Lesley	1:36.99	3:21.55
3	AUS	Grey-Gardner, Robyn Brancourt, Karen Chapman, Susan Foster, Margot Lee, Susan	1:41.24	3:23.29
4	USA	Peck, Abigail Spratlen, Patricia Harville, Janet Miles, Elizabeth Mc Clain-Ward, Valerie	1:39.57	3:23.58
5	HOL	Drogenbroek Van, Marieke Quist, Anne Marie Neelissen, Catharina Vaandrager, Willemien Laurijsen, Martha	1:38.87	3:23.97
6	FRG	Neu, Heike Hinkelmann, Sabine Rehders, Kerstin Beblo, Angelika Barth, Heidrun	1:41.81	3:29.03

WIND/VENT: VELOC. = 0 M/S COMP. = 0 M/S DIRECTION = 0
TEMPERATURE AIR= 18 C WATER/EAU= 25 C

Women/ Eight-Oars With Coxswain
Final Race No:70/Aug.04

Femmes/huit en pointe avec barreuse
Finale course no:70/04Aout

RANK	CTRY	NAME	500 M	1000 M
1	USA	O'Steen, Shyrl Metcalf, Harriet Bower, Caroll Graves, Cane Flanagan, Jeanne Norellus, Kristine Thorsness, Kristen Keeler, Kathryn Beard, Betsy	1:29.62	2:59.80
2	ROM	Balan, Doina Trasca, Marioara Plesca, Aurora Mihaly, Aneta Chelariu, Adriana Armasescu, Mihaela Diaconescu, Camelia Sauca, Lucia Ioja, Viorica	1:29.28	3:00.87
3	HOL	Hellemans, Nicolette Comet, Lynda Van Ettekoven, Harriet Hellemans, Greet Drogenbroek Van, Marieke Quist, Anne Mane Neelissen, Catharina Vaandrager, Willemien Laurijsen, Martha	1:31.21	3:02.92
4	CAN	Clarke, Christine Robertson, Lisa Lichty, Kathy Colgan, Carol Lund, Cathy Worthington, Kay Cort, Gail Gillingham, Joan Anderson-Herweck, Lesleh	1:32.65	3:03.64
5	GBR	Forbes, Alexa Mc Nicol, Katharine Holroyd, Kathryn Holmes, Belinda Hunter-Jones, Sarah Ayling, Astrid Callaway, Ann Hodges, Gillian Bailey, Susan	1:30.85	3:04.51
6	FRG	Riesenkönig, Elke Homung, Claudia Volkner, Iris Becker, Ellen Hinkelmann, Sabine Neu, Heike Rehders, Kerstin Beblo, Angelika Barth, Heidrun	1:33.54	3:09.92

WIND/VENT: VELOC. = 0 M/S COMP. = 0 M/S DIRECTION = 0
TEMPERATURE AIR= 24 C WATER/EAU= 25 C

Men/Single Sculls
Heat 1 Race No: 17/July 31

Hommes/un rameur
Eliminatoire 1 course no: 17/31 Juil

RANK	CTRY	NAME	500 M	1000 M	1500 M	2000 M
1	FIN	Karppinen, Pertti	1:44.05	3:34.11	5:22.14	7:20.93
2	FRG	Kolbe, Peter-Michael	1:42.97	3:32.44	5:23.91	7:28.49
3	USA	Biglow, John	1:45.14	3:40.49	5:36.61	7:31.30
4	ESP	Oyarzabal, Jose	1:48.58	3:43.65	5:39.68	7:39.16
5	FRA	Gate, Denis	1:47.05	3:44.10	5:44.78	7:41.22
6	PUR	Felix, Juan	1:42.48	3:39.80	5:41.27	7:42.96

WIND/VENT: VELOC. = 0 M/S COMP. = 0 M/S DIRECTION = 0
TEMPERATURE AIR= 23 C WATER/EAU= 25 C

Men/Single Sculls
Heat 2 Race No:18/July31

Hommes/un rameur
Eliminatoire 2 course no: 18/31 Juil

RANK	CTRY	NAME	500 M	1000 M	1500 M	2000 M
1	CAN	Mills, Robert	1:44.62	3:35.29	5:27.78	7:24.10
2	NZL	Reid, Gary	1:43.87	3:35.06	5:30.31	7:27.10
3	GRE	Kontomanolis, Kostantinos	1:44.15	3:35.97	5:34.63	7:35.92
4	JPN	Horiuchi, Shunsuke	1:45.86	3:44.13	5:50.53	7:58.36
5	GUA	Nanne-Villagran, Edgar	1:51.72	3:53.23	6:02.75	8:07.69

WIND/VENT: VELOC. = 1 M/S COMP. = 0 M/S DIRECTION = ENE
TEMPERATURE AIR= 23 C WATER/EAU= 25 C

Men/Single Sculls
Heat 3 Race No: 19/July31

Hommes/un rameur
Eliminatoire 3 course no: 19/31 Juil

RANK	CTRY	NAME	500 M	1000 M	1500 M	2000 M
1	ARG	Ibarra, Ricardo D.	1:42.86	3:33.87	5:29.80	7:27.60
2	SWE	Nilsson, Bengt	1:45.43	3:38.80	5:36.27	7:31.62
3	AUT	Haberl, Raimund	1:49.20	3:44.37	5:40.90	7:33.50
4	NOR	Bjønness, Lars	1:50.74	3:48.58	5:46.43	7:39.80
5	HOL	Van Den Eerenbeemt, Henna	1:53.18	3:54.09	5:57.36	7:57.90

WIND/VENT: VELOC. = 1 M/S COMP. = 0 M/S DIRECTION = ENE
TEMPERATURE AIR= 23 C WATER/EAU= 25 C

Men/Single Sculls
Repechage 1 Race No: 36/Aug. 01

Hommes/un rameur
Repechage 1 course no: 36/01 Aout

RANK	CTRY	NAME	500 M	1000 M	1500 M	2000 M
1	USA	Biglow, John	1:46.85	3:37.96	5:29.72	7:21.47
2	NZL	Reid, Gary	1:46.26	3:39.70	5:32.55	7:26.12
3	PUR	Felix, Juan	1:46.07	3:41.57	5:36.26	7:26.85
4	NOR	Bjønnes, Lars	1:48.96	3:44.88	5:41.45	7:29.01
5	GUA	Nanne-Villagran, Edgar	1:52.99	3:51.89	5:53.59	7:50.60

WIND/VENT: VELOC. = 0 M/S COMP. = 0 M/S DIRECTION = 0
TEMPERATURE AIR= 16 C WATER/EAU= 25 C

Men/Single Sculls
Repechage 2 Race No:37/Aug.01

Hommes/un rameur
Repechage 2 course no: 37/01 Aout

RANK	CTRY	NAME	500 M	1000 M	1500 M	2000 M
1	FRG	Kolbe, Peter-Michael	1:47.70	3:41.21	5:34.36	7:26.62
2	AUT	Haberl, Raimund	1:48.91	3:42.81	5:36.02	7:29.08
3	FRA	Gate, Denis	1:48.22	3:44.82	5:41.19	7:31.55
4	JPN	Horiuchi, Shunsuke	1:48.72	3:43.84	5:39.88	7:32.53

WIND/VENT: VELOC. = 0 M/S COMP. = 0 M/S DIRECTION = 0
TEMPERATURE AIR= 16 C WATER/EAU= 25 C

Men/Single Sculls
Repechage 3 Race No:38/Aug.01

Hommes/un rameur
Repechage 3 course no:38/01 Aout

RANK	CTRY	NAME	500 M	1000 M	1500 M	2000 M
1	GRE	Kontomanolis, Kostantinos	1:46.44	3:37.88	5:31.49	7:25.15
2	SWE	Nilsson, Bengt	1:47.49	3:41.38	5:36.55	7:30.24
3	ESP	Oyarzabal, Jose	1:49.94	3:44.21	5:40.81	7:33.68
4	HOL	Van Den Eerenbeemt, Herma	1:49.70	3:48.64	5:43.53	7:34.28

WIND/VENT: VELOC. = 0 M/S COMP. = 0 M/S DIRECTION = 0
TEMPERATURE AIR= 16 C WATER/EAU= 25 C

Men/Single Sculls
Semi-Final 1 Race No: 46/Aug. 02
Hommes/un rameur
Demi-finale 1 course no: 46/02 Aout

RANK	CTRY	NAME	500 M	1000 M	1500 M	2000 M
1	FIN	Karppinen, Pertti	1:44.83	3:35.08	5:27.37	7:19.52
2	CAN	Mills, Robert	1:45.55	3:35.93	5:27.96	7:20.88
3	GRE	Kontomanolis, Kostantinos	1:45.28	3:34.01	5:27.64	7:23.99
4	ESP	Oyarzabal, Jose	1:47.49	3:39.05	5:35.12	7:32.72
5	NZL	Reid, Gary	1:45.78	3:38.36	5:37.99	7:34.15
6	AUT	Haberl, Raimund	1:50.56	3:43.68	5:39.72	7:38.48

WIND/VENT: VELOC. = 1 M/S COMP. = 0 M/S DIRECTION = ENE
 TEMPERATURE AIR = 18 C WATER/EAU= 25 C

Men/Single Sculls
Semi-Final 2 Race No: 47/Aug. 02
Hommes/un rameur
Demi-final 2 course no: 47/02Aout

RANK	CTRY	NAME	500 M	1000 M	1500 M	2000 M
1	FRG	Kolbe, Peter-Michael	1:44.79	3:35.91	5:28.65	7:22.24
2	ARG	Ibrra, Ricardo D.	1:44.06	3:35.36	5:28.82	7:22.42
3	USA	Biglow, John	1:47.87	3:40.13	5:32.47	7:24.98
4	SWE	Nilsson, Bengt	1:47.33	3:40.81	5:34.68	7:33.28
5	PUR	Felix, Juan	1:46.67	3:41.25	5:36.15	7:34.70
6	FRA	Gate, Denis	1:47.01	3:52.30	6:02.34	8:00.33

WIND/VENT: VELOC. = 1 M/S COMP. = 0 M/S DIRECTION = ENE
 TEMPERATURE AIR = 18 C WATER/EAU= 25 C

Men/Single Sculls
Places 7-12 Race No: 61/Aug.03
Hommes/un rameur
Places 7-12 course no: 61/03Aout

RANK	CTRY	NAME	500 M	1000 M	1500 M	2000 M
1	NZL	Reid, Gary	1:50.00	3:45.58	5:38.48	7:22.63
2	AUT	Haberl, Raimund	1:50.26	3:44.56	5:36.48	7:25.38
3	SWE	Nilsson, Bengt	1:48.49	3:41.94	5:34.92	7:26.82
4	PUR	Felix, Juan	1:44.88	3:38.83	5:36.70	7:36.38
5	ESP	Oyarzabal, Jose	1:50.63	3:44.80	5:41.76	7:36.78
6	FRA	Bate, Denis	1:51.05	3:47.78	5:46.81	7:37.82

WIND/VENT: VELOC. = .5 M/S COMP. = 0 M/S DIRECTION = E
 TEMPERATURE AIR = 23 C WATER/EAU= 25 C

Men/Single Sculls
Finale Race No: 74/Aug. 05
Hommes/ un rameur
Finale course no: 74/05 Aout

RANK	CTRY	NAME	500 M	1000 M	1500 M	2000 M
1	FIN	Karppinen, Pertti	1:43.03	3:29.24	5:16.48	7:00.24
2	FRG	Kolbe, Peter-Michael	1:41.70	3:28.33	5:15.62	7:02.19
3	CAN	Mills, Robert	1:43.39	3:30.50	5:19.67	7:10.38
4	USA	Biglow, John	1:46.19	3:36.39	5:25.93	7:12.00
5	ARG	Ibrra, Ricardo D.	1:42.15	3:31.89	5:24.75	7:14.59
6	GRE	Kontomanolis, Kostantinos	1:45.97	3:34.84	5:28.18	7:17.03

WIND/VENT: VELOC. = .5 M/S COMP. = 0 M/S DIRECTION = ENE
 TEMPERATURE AIR = 20 C WATER/EAU= 25 C

Men/Double Sculls Without Coxswain
Heat 1 Race No: 12/July30
H o m m e s / deux rameurs en couple
Eliminatoire 1 course no: 12/30 Juil

RANK	CTRY	NAME	500 M	1000 M	1500 M	2000 M
1	FRG	Schmelz, Andreas Agrikola, Georg	1:36.82	3:18.79	4:59.41	6:36.70
2	USA	Lewis, Bradley Enquist, Paul	1:39.21	3:21.24	5:01.91	6:38.21
3	NOR	Hansen, Alf Thorsen, Rolf	1:39.87	3:22.20	5:03.27	6:43.01
4	AUT	Auerbach, Wilfried Linemayr, Thomas	1:38.63	3:21.92	5:03.81	6:43.10
5	SUI	Hater, Marc-Sven Winkler, Daniel	1:37.45	3:20.87	5:05.82	6:51.48
6	MEX	Chavez, Armando Arrillaga, Eduardo	1:37.80	3:23.84	5:11.50	6:57.01

WIND/VENT: VELOC. = .05 M/S COMP. = 0 M/S DIRECTION = WSW
 TEMPERATURE AIR = 27 C WATER/EAU= 25 C

Men/Double Sculls Without Coxswain
Heat 2 Race No: 13/July 30
Hommes/deux rameurs en couple
Eliminatoire 2 course no: 13/30Juil

RANK	CTRY	NAME	500 M	1000 M	1500 M	2000 M
1	BEL	Crois, Dirk Deloof, PierreMarie	1:36.09	3:17.22	4:58.27	6:40.11
2	ITA	Esposito, Francesco Verroca, Ruggero	1:38.49	3:21.35	5:02.84	6:43.52
3	FIN	Karppinen, Reina Lindroos, Aame	1:36.45	3:19.96	5:04.65	6:47.74

RANK	CTRY	NAME	500 M	1000 M	1500 M	2000 M
4	CAN	Storm, Tim Mac Gowan, Peter	1:37.25	3:22.09	5:06.49	6:49.88
5	YUG	Pancic, Zoran Stanulov, Milorad	1:38.68	3:23.66	5:09.13	6:49.98

WIND/VENT: VELOC. = .05 M/S COMP. = 0 M/S DIRECTION = WSW
 TEMPERATURE AIR = 27 C WATER/EAU= 25 C

Men/Double Sculls Without Coxswain
Repechage 1 Race No: 42/Aug. 02
Hommes/deux rameurs en couple
Repechage 1 course no: 42/02 Aout

RANK	CTRY	NAME	500 M	1000 M	1500 M	2000 M
1	USA	Lewis, Bradley Enquist, Paul	1:36.67	3:16.30	4:57.53	6:38.32
2	YUG	Pancic, Zoran Stanulov, Milorad	1:36.52	3:16.11	4:57.79	6:39.70
3	MEX	Chavez, Armando Arrillaga, Eduardo	1:38.90	3:22.04	5:03.50	6:42.86
4	FIN	Karppinen, Reina Lindroos, Aame	1:39.77	3:19.61	5:01.41	6:44.43
5	AUT	Auerbach, Wilfried Linemayr, Thomas	1:39.41	3:20.95	5:03.12	6:44.54

WIND/VENT: VELOC. = 0 M/S COMP. = 0 M/S DIRECTION = 0
 TEMPERATURE AIR= 18 C WATER/EAU= 25 C

Men/Double Sculls Without Coxswain
Repechage 2 Race No: 43/Aug. 02
Hommes/deux rameurs en couple
Repechage 2 no: 43/02 Aout

RANK	CTRY	NAME	500 M	1000 M	1500 M	2000 M
1	CAN	Storm, Tim Mac Gowan, Peter	1:36.40	3:17.49	4:59.24	6:38.33
2	ITA	Esposito, Francesco Verroca, Ruggero	1:36.81	3:16.43	4:58.25	6:38.91
3	NOR	Hansen, Alf Thorsen, Rolf	1:39.50	3:21.20	5:03.41	6:43.44
4	SUI	Hater, Marc-Sven Steinmann, Urs	1:41.20	3:27.39	5:15.35	7:01.93

WIND/VENT: VELOC. = 0 M/S COMP. = 0 M/S DIRECTION = 0
 TEMPERATURE AIR= -18 C WATER/EAU= 25 M C

Men/Double Sculls Without Coxswain
Places 7-11 Race No: 69/Aug.03
Hommes/deux rameurs en couple
Places 7-11 course no: 69/03 Aout

RANK	CTRY	NAME	500 M	1000 M	1500 M	2000 M
1	AUT	Auerbach, Wilfried Linemayr, Thomas	1:37.08	3:18.32	4:59.97	6:38.95
2	FIN	Karppinen, Reina Lindroos, Aame	1:37.97	3:18.06	4:59.68	6:39.04
3	MEX	Chavez, Armando Arrillaga, Eduardo	1:39.95	3:21.93	5:04.55	6:47.07
4	NOR	Hansen, Alf Thorsen, Rolf	1:41.10	3:24.93	5:09.19	6:52.40
5	SUI	Hater, Marc-Sven Steinmann, Urs	1:39.40	3:23.95	5:11.16	6:58.69

WIND/VENT: VELOC. = .5 M/S COMP. = 0 M/S DIRECTION = E
 TEMPERATURE AIR= 23 C WATER/EAU= 25 C

Men/Double Sculls Without Coxswain
Finale Race No: 72/Aug.05
Hommes/deux rameurs en couple
Finale course no: 72/06 Aout

RANK	CTRY	NAME	500 M	1000 M	1500 M	2000 M
1	USA	Lewis, Bradley Enquist, Paul	1:37.45	3:18.05	4:58.73	6:36.87
2	DEL	Deloof, Pierre-Marie Crois, Dirk	1:34.75	3:14.93	4:56.29	6:38.19
3	YUG	Pancic, Zoran Stanulov, Milorad	1:36.21	3:16.93	4:59.54	6:39.59
4	FRG	Schmelz, Andreas Agrikola, Georg	1:36.56	3:17.26	5:00.49	6:40.41
5	ITA	Esposito, Francesco Verroca, Ruggero	1:36.97	3:18.85	5:03.11	6:44.29
6	CAN	Storm, Tim Mac Gowan, Peter	1:35.27	3:17.48	5:02.67	6:46.68

WIND/VENT: VELOC. = .5 M/S COMP. = 0 M/S DIRECTION = ENE
 TEMPERATURE AIR= 20 C WATER/EAU= 25 C

**Men / Pair-Oars Coxswain**
Heat1 Race No:14/July31**Hommes/deux rameurs en pointe**
Eliminatoire 1 course no: 14/31 Juil

RANK	CTRY	NAME	500 M	1000 M	1500 M	2000 M
1	FRG	Woestmann, Axel Moellenkamp, Thomas	1:39.42	3:24.24	5:12.19	6:53.83
2	ESP	Lasurtegui, Luis Climent, Fernando	1:39.15	3:25.08	5:12.88	6:54.34
3	HOL	Adema, Joost Hoekstra, Sjoerd	1:38.90	3:26.50	5:14.26	7:01.47
4	CAN	Houlding, John Relle, Jim	1:40.99	3:28.93	5:17.98	7:07.70
5	AUS	Booth, Robert Stride, James	1:42.87	3:33.62	5:28.07	7:23.71

WIND/VENT: VELOC. = 0 M/S COMP. = 0 M/S DIRECTION = 0
TEMPERATURE AIR= -23 C WATER/EAU= 25 C

Men / Pair-Oars Without Coxswain
Heat 2 Race No:15/July31**Hommes/deux rameurs en pointe**
Eliminatoire 2 course no: 15/31 Juil

RANK	CTRY	NAME	500 M	1000 M	1500 M	2000 M
1	NOR	Grepperud, Hans Magnus Loken, Sverre	1:39.22	3:24.67	5:12.39	6:56.29
2	ROM	Iosub, Petru Toma, Valer	1:37.96	3:24.45	5:13.67	6:56.60
3	USA	De Ruff, David Strotbeck, John	1:40.26	3:27.21	5:14.90	7:00.34
4	ARG	D'Andrilli, Ruben G. Guindon, Claudio Luis	1:40.71	3:26.48	5:16.22	7:00.87
5	SUI	Fischer, Alfred Wechsler, Markus	1:42.94	3:28.62	5:17.82	7:03.28

WIND/VENT: VELOC. = 1 M/S COMP. = 0 M/S DIRECTION = ENE
TEMPERATURE AIR= 23 C WATER/EAU= 25 C

Men/Pair-Oars Without Coxswain
Heat 3 Race No:16/July31**Hommes/deux rameurs en pointe**
Eliminatoire 3 course no: 16/31 Juil

RANK	CTRY	NAME	500 M	1000 M	1500 M	2000 M
1	ITA	Romano, Marco Aiese, Pasquale	1:40.92	3:28.26	5:15.92	7:03.06
2	NZL	Horan, Geoffrey Horan, Allan	1:43.11	3:30.06	5:17.09	7:05.44
3	GBR	Beattie, John Stanhope, Richard	1:42.60	3:33.00	5:20.45	7:16.39
4	BRA	Carvalho, Ronaldo Carvalho, Ricardo	1:40.62	3:30.79	5:23.15	7:32.69

WIND/VENT: VELOC. = 1 M/S COMP. = 0 M/S DIRECTION = ENE
TEMPERATURE AIR= 23 C WATER/EAU= 25 C

Men/Pair-Oars Without Coxswain
Repechage 1 Race No: 35/Aug. 01**Hommes/deux rameurs en pointe**
Repechage 1 course no: 35/01 Aout

RANK	CTRY	NAME	500 M	1000 M	1500 M	2000 M
1	SUI	Wechsler, Markus Fischer, Alfred	1:41.09	3:29.12	5:18.15	7:02.94
2	ARG	D'Andrilli, Ruben G. Guindon, Claudio Luis	1:41.95	3:29.35	5:17.95	7:04.33
3	BRA	Carvalho, Ronaldo Carvalho, Ricardo	1:43.62	3:31.65	5:19.63	7:05.24
4	CAN	Houlding, John Relle, Jim	1:45.15	3:36.76	5:25.31	7:09.92
5	AUS	Booth, Robert Stride, James	1:42.70	3:32.35	5:22.80	7:10.12

WIND/VENT: VELOC. = 0 M/S COMP. = 0 M/S DIRECTION = 0
TEMPERATURE AIR= 16 C WATER/EAU= 25 C

Men/Pair-Oars Without Coxswain
Semi-Final 1 Race No:44/Aug. 02**Hommes/deux rameurs en pointe**
Demi-finale 1 course no: 44/02 Aout

RANK	CTRY	NAME	500 M	1000 M	1500 M	2000 M
1	NOR	Grepperud, Hans Magnus Loken, Sverre	1:40.83	3:26.53	5:10.88	6:53.52
2	FRG	Moellenkamp, Thomas Woestmann, Axel	1:42.04	3:28.59	5:14.07	6:57.14

RANK	CTRY	NAME	500 M	1000 M	1500 M	2000 M
3	USA	De Ruff, David Strotbeck, John	1:40.21	3:27.31	5:13.58	6:59.10
4	NZL	Horan, Geoffrey Horan, Allan	1:43.41	3:30.48	5:17.70	7:02.89
5	HOL	Hoekstra, Sjoerd Adema, Joost	1:42.45	3:29.04	5:15.80	7:04.61
6	BRA	Carvalho, Ronaldo Carvalho, Ricardo	1:42.78	3:32.23	5:20.12	7:05.92

WIND/VENT: VELOC. = 0 M/S COMP. = 0 M/S DIRECTION = 0
TEMPERATURE AIR= 18 C WATER/EAU= 25 C

Men/ Pair-Oars Without Coxswain
Semi-Final 2 Race No: 45/Aug. 02**Hommes/deux rameurs en pointe**
Demi-finale 2 course no:45/02 Aout

RANK	CTRY	NAME	500 M	1000 M	1500 M	2000 M
1	ROM	Iosub, Petru Toma, Valer	1:39.00	3:24.64	5:12.44	6:53.23
2	ESP	Climent, Fernando Lasurtegui, Luis	1:41.19	3:26.24	5:12.78	6:53.58
3	ITA	Romano, Marco Aiese, Pasquale	1:40.05	3:26.46	5:13.14	6:58.38
4	SUI	Wechsler, Markus Fischer, Alfred	1:42.88	3:31.27	5:20.95	7:05.81
5	ARG	D'Andrilli, Ruben G. Guindon, Claudio Luis	1:43.50	3:32.50	5:23.70	7:08.35
6	GBR	Beattie, John Stanhope, Richard	1:41.80	3:30.72	5:19.99	7:09.17

WIND/VENT: VELOC. = 0 M/S COMP. = 0 M/S DIRECTION = 0
TEMPERATURE AIR= 24 C WATER/EAU= 25 C

Men / Pair-Oars Without Coxswain
Places 7-12 Race No:60/Aug.03**Hommes/deux rameurs en pointe**
Places 7-12 course no:60/03Aout

RANK	CTRY	NAME	500 M	1000 M	1500 M	2000 M
1	HOL	Hoekstra, Sjoerd Adema, Joost	1:41.44	3:30.36	5:19.41	7:02.62
2	BRA	Carvalho, Ronaldo Carvalho, Ricardo	1:43.24	3:30.73	5:19.72	7:03.97
3	NZL	Horan, Geoffrey Horan, Allan	1:42.27	3:32.29	5:18.70	7:04.00
4	ARG	D'Andrilli, Ruben G. Guindon, Claudio Luis	1:41.98	3:29.99	5:19.17	7:05.01
5	SUI	Wechsler, Markus Fischer, Alfred	1:43.71	3:41.66	5:22.36	7:07.00
6	GBR	Beattie, John Stanhope, Richard	1:41.64	3:29.68	5:20.41	7:08.07

WIND/VENT: VELOC. = .5 M/S COMP. = 0 M/S DIRECTION = E
TEMPERATURE AIR= 23 C WATER/EAU= 25 C

Man / Pair-Oars Without Coxswain
Final Race No: 73/Aug. 05**Hommes/deux rameurs en pointe**
Finale course no:73/05Aout

RANK	CTRY	NAME	500 M	1000 M	1500 M	2000 M
1	ROM	Iosub, Petru Toma, Valer	1:38.58	3:22.26	5:05.35	6:45.39
2	ESP	Climent, Fernando Lasurtegui, Luis	1:40.00	3:23.66	5:07.50	6:48.47
3	NOR	Grepperud, Hans Magnus Loken, Sverre	1:39.10	3:23.87	5:08.96	6:51.81
4	FRG	Moellenkamp, Thomas Woestmann, Axel	1:40.23	3:25.12	5:10.44	6:52.53
5	ITA	Romano, Marco Aiese, Pasquale	1:41.07	3:26.53	5:11.54	6:55.88
6	USA	De Ruff, David Strotbeck, John	1:40.70	3:27.01	5:13.25	6:58.46

WIND/VENT: VELOC. = .5 M/S COMP. = 0 M/S DIRECTION = ENE
TEMPERATURE AIR= 20 C WATER/EAU= 25 C

Rowing

Aviron

Men/Pair-Oars With Coxswain		Hommes/deux en pointe avec barreur			
Heat 1 Race No: 20/ July 31		Eliminatoire 1 course no: 20/31 Juil			
RANK RANG	CTRY NAME	500 M	1000 M	1500 M	2000 M
1	ROM Popescu, Dimitrie Tomoiaga, Vasile Raducanu, Dumitru	1:41.92	3:30.31	5:21.53	7:12.18
2	USA Still, Kevin Espeseth, Robert Herland, Douglas	1:45.66	3:35.62	5:26.72	7:17.80
3	FRG Greoo, Hermann Gopfert, Dieter Ziegler, Rudolf	1:44.50	3:35.85	5:30.06	7:25.02
4	YUG Celent, Zlatko Vidosevic, Dario Ivancic, Mirko	1:43.01	3:35.38	5:32.32	7:27.28
5	FRA Imbert,Charles Bremer, Jean Pierre Chevrier, Christophe	1:47.40	3:40.63	5:37.22	7:32.20
6	PER Montenegro, Alfredo Viacava, Francisco Valentin, Arturo	1:50.15	3:48.21	5:49.01	7:44.73

WIND/VENT: VELOC.= 1 M/S COMP. = 0 M/S DIRECTION = ENE
TEMPERATURE AIR = 23 C WATER/EAU= 25 C

Men/Pair-Oars With Coxswain		Hommes/deux en pointe avec barreur			
Heat 2 RaceNo: 21/July31		Eliminatoire 2 course no:21/31 Juil			
RANK RANG	CTRY NAME	500 M	1000 M	1500 M	2000 M
1	ITA Abbagnale, Camtine Abbagnale, Giuseppe Di Capua, Giuseppe	1:41.81	3:31.89	5:23.89	7:13.83
2	BRA Boares, Valter Hime Neto, Angelo Rosio Alonco, Nilton Silva	1:43.37	3:35.62	5:28.92	7:18.96
3	GBR Genziani, Adrian Lang, William Inns, Alan	1:44.31	3:36.05	5:30.42	7:20.51
4	CAN Backer, Harold Zasada, Tony Barkley, Tan	1:46.14	3:37.57	5:31.20	7:24.52
5	ESP Bermudez, Jose Martin, Isidro Babria, Joaquin	1:46.42	3:41.42	5:36.71	7:29.30
6	BEL Defraigne, Guy Defraigne, William Cuelenaere, Philippe	1:49.07	3:43.73	5:40.56	7:32.93

WIND/VENT: VELOC. = 1 M/S COMP. = 0 M/S DIRECTION = ENE
TEMPERATURE AIR = 23 C WATER/EAU= 25 C

Men/ Pair-Oars With Coxswain		Hommes/deux en pointe avec barreur			
Repechage 1 Race No: 48/Aug. 02		Repechage 1 course no:48/02 Aout			
RANK RANG	CTRY NAME	500 M	1000 M	1500 M	2000 M
1	USA Still, Kevin Espeseth, Robert Herland, Douglas	1:46.94	3:38.84	5:30.84	7:22.88
2	CAN Backer, Harold Zasada, Tony Barkley, Tan	1:47.26	3:38.64	5:31.44	7:23.74
3	FRA Imbert, Charles Bremer, Jean Pierre Chevrier, Christophe	1:48.54	3:41.78	5:36.61	7:26.98
4	GBR Genziani, Adrian Lang, William Inns, Alan	1:46.25	3:39.52	5:36.41	7:38.20
5	PER Montenegro, Alfredo Viacava, Francisco Valentin, Arturo	1:48.71	3:51.43	5:54.99	7:50.40

WIND/VENT: VELOC. = 0 M/S COMP. = 0 M/S DIRECTION = 0
TEMPERATURE AIR = 24 C WATER/EAU = 25 C

Men/Pair-Oars With Coxswain		Hommes/deux en pointe avec barreur			
Repechage 2 Race No: 49/Aug. 02		Repechage 2 course no: 49/02 Aout			
RANK RANG	CTRY NAME	500 M	1000 M	1500 M	2000 M
1	BRA Soares, Valter Hime Neto, Angelo Rosio Alonco, Nilton Silva	1:45.49	3:39.37	5:32.24	7:19.40
2	FRG Greoo, Hermann Gopfert, Dieter Ziegler, Rudolf	1:45.74	3:37.60	5:30.81	7:20.75

RANK RANG	CTRY NAME	500 M	1000 M	1500 M	2000 M
3	YUG Celent, Zlatko Vidosevic, Dario Ivancic, Mirko	1:46.07	3:37.19	5:29.77	7:28.68
4	ESP Martin, Isidro Bermudez, Jose Babria, Joaquin	1:51.21	3:47.20	5:44.48	7:42.23
5	BEL Defraigne, William Defraigne, Guy Cuelenaere, Philippe	1:50.20	3:47.60	5:48.23	7:46.67

WIND/VENT: VELOC = 0 M/S COMP. = 0 M/S DIRECTION = 0
TEMPERATURE AIR=23 C WATER/EAU= 25 C

Men/Pair-Oars With Coxswain		Hommes/deux en pointe avec barreur			
Places 7-12 Race No: 62/Aug.03		Places 7-12 course no:62/03 Aout			
RANK RANG	CTRY NAME	500 M	1000 M	1500 M	2000 M
1	YUG Vidosevic, Dario Celent, Zlatko Ivancic, Mirko	1:47.56	3:40.38	5:34.37	7:25.60
2	GBR Genziani, Adrian Lang, William Inns, Alan	1:47.97	3:41.45	5:36.72	7:27.56
3	FRA Imbert,Charles Bremer, Jean Pierre Chevrier, Christophe	1:49.94	3:44.56	5:39.55	7:32.48
4	ESP Martin, Isidro Bermudez, Jose Babria, Joaquin	1:50.87	3:46.42	5:41.99	7:34.38
5	BEL Defraigne, William Defraigne, Guy Cuelenaere, Philippe	1:52.01	3:48.21	5:44.79	7:35.67
6	PER Montenegro, Alfredo Viacava, Francisco Valentin, Arturo	1:51.77	3:51.94	5:55.03	7:52.59

WIND/VENT: VELOC. = .5 M/S COMP. =0 M/S DIRECTION = E
TEMPERATURE AIR = 23 C WATER/EAU= 25 C

Men/Pair-Oars With Coxswain		Hommes/deux en pointe avec barreur			
Final Race No: 75/Aug. 05		Finale course no: 75/05 Aout			
RANK RANG	CTRY NAME	500 M	1000 M	1500 M	2000 M
1	ITA Abbagnale, Carmine Abbagnale, Giuseppe Di Capua, Giuseppe	1:41.47	3:29.23	5:18.19	7:05.99
2	RON Popescu, Dimitrie Tomoiaga, Vasile Raducanu, Dumitru	1:43.21	3:33.28	5:23.98	7:11.21
3	USA Still, Kevin Espeseth, Robert Herland, Douglas	1:45.56	3:35.41	5:24.73	7:12.81
4	BRA Soares, Valter Hime Neto, Angelo Rosio Alonco, Nilton Silva	1:46.22	3:37.63	5:28.87	7:17.07
5	CAN Backer, Harold Zasada, Tony Barkley, Tan	1:46.84	3:37.82	5:29.22	7:18.98
6	FRG Greoo, Henann Gopfert, Dieter Ziegler, Rudolf	1:45.95	3:36.73	5:28.56	7:25.16

WIND/VENT: VELOC. = .5 M/S COMP. = 0 M/S DIRECTION = ENE
TEMPERATURE AIR = 18 C WATER/EAU = 25 C

Man/Quadruple Sculls Without Coxswain		Hommes/quatre rameurs en countures			
Heat 1 Race No: 24/July 31		Eliminatoire 1 course no: 24/31 Juil			
RANK RANG	CTRY NAME	500 M	1000 M	1500 M	2000 M
1	AUS Reedy, Paul Gullock, Gary Mclaren, Timothy Lovrich, Anthony	1:26.05	2:56.31	4:28.02	5:59.38
2	ESP Gonzalez, Jesus Oliver, Julio Oliver, Luis Vera, Manuel	1:25.83	2:55.99	4:28.86	6:01.80
3	HOL Emke, Markus Gobal, Frans Rienks, Nicolaas Van Groningen, Steven	1:27.88	3:00.19	4:34.17	6:08.50
4	USA Fleming, Curtis Montesi, Gregg Johnson, Ridgely Beall, Bruce	1:30.07	3:03.64	4:38.69	6:13.51



RANK	CTRY	NAME	500 M	1000 M	1500 M	2000 M
5	ARG	Lungwitz, Federico K. Bonini, Osvaldo O. Ferrari, Omar Teodoro Calderon, Gustavo O.	1:31.09	3:08.93	4:49.44	6:28.80

WIND/VENT: VELOC. = 0 M/S COMP. = 0 M/S DIRECTION = 0
TEMPERATURE AIR= 23 C WATER/EAU= 25 C

Men/Quadruple Sculls Without Coxswain Hommes/quatre rameurs en couple
Heat 2 Race No:25/July31 Elimatoire 2 course no:25/31 Juil

RANK	CTRY	NAME	500 M	1000 M	1500 M	2000 M
1	FRG	Hedderich, Albert Hormann, Raimund Wiedenmann, Dieter Dursch, Michael	1:26.00	2:58.03	4:29.01	5:58.73
2	ITA	Poli, Piero Gaeta, Renato Dell'Aquila, Antonio Lari, Stefano	1:26.93	2:57.73	4:28.53	6:00.39
3	CAN	Hamilton, Doug Hughes, Mike Monckton, Phil Ford, Bruce	1:27.94	3:01.31	4:33.50	6:02.08
4	FRA	Boudoux, Marc Fomara, Serge Dubosquelle, Pascal Body, Pascal	1:26.25	2:58.50	4:31.82	6:05.18
5	NOR	Sandli, Pal Thorsen, Espen Vinje, Vette Enstad, Ivan	1:30.77	3:04.36	4:38.05	6:09.72

WIND/VENT: VELOC. = 1.1 M/S COMP. = 0 M/S DIRECTION = SW
TEMPERATURE AIR= 23 C WATER/EAU= 25 C

Men/Quadruple Sculls Without Coxswain Hommes/quatre rameurs en couple
Repechage 1 Race No: 52/Aug.02 Repechage 1 course no:52/02 Aout

RANK	CTRY	NAME	500 M	1000 M	1500 M	2000 M
1	CAN	Hamilton, Doug Hughes, Mike Monckton, Phil Ford, Bruce	1:32.35	3:07.39	4:39.57	6:07.93
2	ESP	Oliver, Luis Gonzalez, Jesus Vera, Manuel Oliver, Julio	1:29.55	3:04.11	4:37.66	6:08.65
3	NOR	Sandli, Pal Thorsen, Espen Vinje, Vette Enstad, Ivan	1:30.69	3:05.27	4:38.77	6:09.11
4	USA	Fleming, Curtis Montesi, Gregg Johnson, Ridgely Beall, Bruce	1:32.10	3:07.66	4:41.58	6:14.32

WIND/VENT: VELOC. = .5 M/S COMP. = 0 M/S DIRECTION = SW
TEMPERATURE AIR= 24 C WATER/EAU= 25 C

Men/Quadruple Sculls Without Coxswain Hommes/quatre rameurs en couple
Repechage 2 Race No: 53/Aug. 02 Repechage 2 course no: 53/02 Aout

RANK	CTRY	NAME	500 M	1000 M	1500 M	2000 M
1	FRA	Boudoux, Marc Fomara, Serge Dubosquelle, Pascal Body, Pascal	1:32.57	3:06.66	4:40.17	6:08.44
2	ITA	Poli, Piero Gaeta, Renato Dell'Aquila, Antonio Lari, Stefano	1:31.00	3:05.21	4:38.80	6:09.28
3	HOL	Van Groningen, Steven Rienks, Nicolaas Gobel, Frans Emke, Markus	1:30.12	3:04.78	4:39.59	6:09.53
4	ARG	Lungwitz, Federico K. Bonini, Osvaldo O. Ferrari, Omar Teodoro Calderon, Gustavo O.	1:33.78	3:12.76	4:52.13	6:29.36

WIND/VENT: VELOC. = .5 M/S COMP. = 0 M/S DIRECTION = SW
TEMPERATURE AIR= 24 C WATER/EAU= 25 C

Men/Quadruple Sculls With Coxswain Hommes/quatre rameurs en couple
Places 7-10 Race No:64/Aug.03 Places 7-10 course no:64/03 Aout

RANK	CTRY	NAME	500 M	1000 M	1500 M	2000 M
1	USA	Fleming, Curtis Montesi, Gregg Johnson, Ridgely Beall, Bruce	1:32.47	3:07.02	4:41.35	6:11.50
2	NOR	Sandli, Pal Thorsen, Espen Vinje, Vette Enstad, Ivan	1:34.63	3:08.49	4:42.11	6:12.18
3	HOL	Van Groningen, Steven Rienks, Nicolaas Gobel, Frans Emke, Markus	1:32.09	3:08.13	4:43.77	6:12.41
4	ARG	Lungwitz, Federico K. Bonini, Osvaldo O. Ferrari, Omar Teodoro Calderon, Gustavo O.	1:33.80	3:14.36	4:53.84	6:32.52

WIND/VENT: VELOC. = .5 M/S COMP. = 0 M/S DIRECTION = E
TEMPERATURE AIR= 23 C WATER/EAU= 25 C

Men/Quadruple Sculls Without Coxswain Hommes/quatre rameurs en couple
Final Race No: 77/Aug. 05 Final course no:77/05 Aout

RANK	CTRY	NAME	500 M	1000 M	1500 M	2000 M
1	FRG	Hedderich, Albert Hormann, Raimund Wiedenmann, Dieter Dursch, Michael	1:27.23	2:59.24	4:30.30	5:57.55
2	AUS	Reedy, Paul Gullock, Gary Mclaren, Timothy Lovrich, Anthony	1:26.56	2:57.36	4:28.83	5:57.98
3	CAN	Hamilton, Doug Hughes, Mike Monckton, Phil Ford, Bruce	1:29.00	3:00.45	4:30.51	5:59.07
4	ITA	Poli, Piero Gaeta, Renato Dell'Aquila, Antonio Lari, Stefano	1:28.46	2:59.89	4:31.64	6:00.94
5	FRA	Boudoux, Marc Fomara, Serge Body, Pascal Dubosquelle, Pascal	1:29.44	3:01.82	4:33.37	6:01.35
6	ESP	Oliver, Luis Gonzalez, Jesus Vera, Manuel Oliver, Julio	1:27.90	3:00.26	4:33.03	6:04.99

WIND/VENT: VELOC. = .5 M/S COMP. = 0 M/S DIRECTION = ENE
TEMPERATURE AIR= 18 C WATER/EAU= 25 C

Men/Four-Oars Without Coxswain Hommes/quatre en pointes sans barreur
Heat 1 Race No: 22/July 31 Elimatoire 1 course no: 22/31 Juil

RANK	CTRY	NAME	500 M	1000 M	1500 M	2000 M
1	NZL	O'Connell, Leslie O'Brien, Shane Robertson, Conrad Trask, Keith	1:30.63	3:05.22	4:38.40	6:08.41
2	FRG	Kesslau, Norbert Grabow, Volker Puttitz, Jorg Grabow, Guido	1:30.23	3:04.84	4:39.79	6:09.54
3	DEN	Jessen, Michael Nielsen, Lars Rasmussen, Per H.S. Christiansen, Erik	1:28.68	3:04.03	4:40.61	6:15.58
4	CAN	Turner, Tim Gibson, Ted Johnson, David Beatty, Stephen	1:32.70	3:09.67	4:47.10	6:24.79
5	CHN	Gu, Jiahong Tang, Hongwei Liu, Baogang Wang, Hongbing	1:33.31	3:14.43	5:00.60	6:45.25

WIND/VENT: VELOC. = 1 M/S COMP. = 0 M/S DIRECTION = ENE
TEMPERATURE AIR= 23 C WATER/EAU= 25 C

Rowing

Aviron

Men/Four-Oars Without Coxswain Heat 2 Race No:23/July31

RANK	CTRY	NAME	500 M	1000 M	1500 M	2000 M
1	USA	Clark, David Smith, Jonathon Stekl, Philip Forney, Alan	1:30.50	3:03.34	4:37.61	6:11.58
2	SWE	Wilgotson, Anders Svensson, Hans Lindqvist, Lars-Ake Larson, Anders	1:29.48	3:04.02	4:40.41	6:13.40
3	SUI	Saile, Bruno Weitnauer, Joerg Truempler, Hans-Konrad Netzle, Stefan	1:31.55	3:05.69	4:41.54	6:19.23
4	AUS	Doyle, David Lowe, James Fisher, Duncan Bentley, John	1:30.71	3:06.87	4:43.86	6:22.14
5	GBR	Clift, Jonathon Garrett, John Knight, Martin Bland, John	1:32.05	3:08.44	4:45.93	6:23.95

WIND/VENT: VELOC. = 1 M/S COMP. = 0 M/S DIRECTION = ENE
TEMPERATURE AIR = 23 C WATER/EAU = 25 C

Men/Four-Oars Without Coxswain Repechage 1 Race No:50/Aug. 02

RANK	CTRY	NAME	500 M	1000 M	1500 M	2000 M
1	SUI	Saile, Bruno Weitnauer, Joerg Truempler, Hans-Konrad Netzle, Stefan	1:31.71	3:07.45	4:45.59	6:20.44
2	FRG	Kesslau, Norbert Grabow, Volker Puttli, Jorg Grabow, Guido	1:30.90	3:06.24	4:43.98	6:22.54
3	AUS	Doyle, David Lowe, James Fisher, Duncan Bentley, John	1:32.85	3:11.27	4:50.79	6:29.04
4	CHN	Wang, Hongbing Liu, Baogang Gu, Jiahong Tang, Hongwei	1:35.93	3:18.93	5:04.05	6:46.18

WIND/VENT: VELOC. = 0 M/S COMP. = 0 M/S DIRECTION = 0
TEMPERATURE AIR = 24 C WATER/EAU = 25 C

Men/ Four-Oars Without Coxswain Repechage 2 Race 2 Race No: 51 /Aug. 02

RANK	CTRY	NAME	500 M	1000 M	1500 M	2000 M
1	SWE	Wilgotson, Anders Svensson, Hans Lindqvist, Lars-Ake Larson, Anders	1:32.13	3:09.69	4:47.49	6:21.22
2	DEN	Jessen, Michael Nielsen, Lars Rasmussen, Per H.S. Christiansen, Erik	1:31.23	3:08.69	4:47.13	6:22.94
3	CAN	Turner, Tim Gibson, Ted Johnson, David Beatty, Stephen	1:32.63	3:12.19	4:52.28	6:28.11
4	GBR	Clift, Jonathon Garrett, John Knight, Martin Bland, John	1:31.84	3:12.43	4:52.94	6:32.84

WIND/VENT: VELOC. = .5 M/S COMP. = 0 M/S DIRECTION = ENE
TEMPERATURE AIR = 24 C WATER/EAU = 25 C

Men/Four-Oars Without Coxswain Places 7-10 Race No:63/Aug.03

RANK	CTRY	NAM	500 M	1000 M	1500 M	2000 M
1	CAN	Turner, Tim Gibson, Ted Johnson, David Beatty, Stephen	1:34.97	3:14.21	4:52.40	6:26.10
2	AUS	Doyle, David Lowe, James Fisher, Duncan Bentley, John	1:33.77	3:11.84	4:50.81	6:28.31

RANK	CTRY	NAME	500 M	1000 M	1500 M	2000 M
3	GBR	Clift, Jonathon Garrett, John Knight, Martin Bland, John	1:34.73	3:13.70	4:53.50	6:32.13
4	CHN	Wang, Hongbing Liu, Baogang Gu, Jiahong Tang, Hongwei	1:36.53	3:19.22	5:05.08	6:50.03

WIND/VENT: VELOC. = .5 M/S COMP. = 0 M/S DIRECTION = E
TEMPERATURE AIR = 23 C WATER/EAU = 25 C

Men/ Four-Oars Without Coxswain Final Race No: 76/Aug. 05

RANK	CTRY	NAME	500 M	1000 M	1500 M	2000 M
1	NZL	O'Connell, Leslie O'Brien, Shane Robertson, Conrad Trask, Keith	1:30.51	3:03.20	4:34.89	6:03.48
2	USA	Clark, David Smith, Jonathan Stekl, Philip Fomey, Alan	1:30.32	3:02.94	4:35.94	6:06.10
3	DEN	Jessen, Michael Nielsen, Lars Rasmussen, Per H.S. Christiansen, Erik	1:31.08	3:04.35	4:38.77	6:07.72
4	FRG	Kesslau, Norbert Grabow, Volker Puttli, Jorg Grabow, Guido	1:30.83	3:03.76	4:38.43	6:09.27
5	SUI	Saile, Bruno Weitnauer, Joerg Truempler, Hans-Konrad Netzle, Stefan	1:29.69	3:01.96	4:36.68	6:09.50
6	SWE	Wilgotson, Anders Svensson, Hans Lindqvist, Lars-Ake Larson, Anders	1:30.06	3:02.55	4:37.16	6:11.71

WIND/VENT: VELOC. = .5 M/S COMP. = 0 M/S DIRECTION = ENE
TEMPERATURE AIR = 18 C WATER/EAU = 25 C

Men/ Four-Oars With Coxswain Heat1 Race No: 10/July30

RANK	CTRY	NAME	500 M	1000 M	1500 M	2000 M
1	ITA	Sergi Sergas, Giovanni Suarez, Giovanni Iseppi, Gino Carando, Giuseppe Meli, Siro	1:33.29	3:09.70	4:47.20	6:23.04
2	FRG	Karches, Heribert Koneremann, Georg Theim, Wolfram Maennig, Wolfgang Klein, Manfred	1:32.94	3:12.42	4:51.27	6:28.29
3	CAN	Ross, David Christian, Tim Doey, Richard Toulmin, Nick Tessier, Paul	1:34.85	3:14.50	4:52.41	6:29.19
4	BRA	Berezin, Andre Santos, Luiz Marinho, Denis Machado, Laildo Novo, Manoel	1:33.87	3:13.79	4:56.29	6:39.88

WIND/VENT: VELOC. = 0 M/S COMP. = 0 M/S DIRECTION = 0
TEMPERATURE AIR = 27 C WATER/EAU = 25 C

Men/Four-Oars With Coxswain Heat 2 Race No: 11/July30

RANK	CTRY	NAME	500 M	1000 M	1500 M	2000 M
1	GBR	Cross, Martin Budgett, Richard Holmes, Andrew Redgrave, Steven Ellison, Adrian	1:31.62	3:09.04	4:44.82	6:18.79
2	USA	Kiefer, Thomas Springer, Gregory Bach, Michael Ives, Edward Stillings, John	1:31.83	3:07.56	4:44.62	6:21.94
3	NZL	Lawton, Kevin Symon, Donald Mabbott, Banie Tong, Ross Hollister, Brett	1:34.19	3:12.92	4:50.72	6:27.18



RANK	CTRY	NAME	500 M	1000 M	1500 M	2000 M
4	JPN	Miyoshi, Satoru Abe, Tadashi Kawamoto, Shunsuke Maeguchi, Hideaki Koike, Akihiro	1:39.89	3:24.47	5:11.43	6:54.51

WIND/VENT: VELOC = 0 M/S COMP. = 0 M/S DIRECTION = 0
TEMPERATURE AIR= 27 C WATER/EAU= 25 C

Men/ Four-Oars With Coxswain **Hommes/quatre en pointe avec barreur**
Repechage 1 Race No: 41/Aug. 02 **Repechage 1 course no:41/02Aout**

RANK	CTRY	NAME	500 M	1000 M	1500 M	2000 M
1	NZL	Lawton, Kevin Symon, Donald Mabbott, Barrie Tong, Ross Hollister, Brett	1:34.27	3:12.91	4:49.69	6:26.18
2	USA	Kiefer, Thomas Springer, Gregory Bach, Michael Ives, Edward Stillings, John	1:31.82	3:08.85	4:48.36	6:27.55
3	FRG	Karches, Heribert Koneremann, Georg Theim, Wolfram Maennig, Wolfgang Klein, Manfred	1:33.99	3:12.69	4:51.89	6:29.19
4	CAN	Ross, David Christian, Tim Doey, Richard Toulmin, Nick Tessier, Paul	1:33.65	3:11.58	4:51.28	6:29.76
5	BRA	Berezin, Andre Santos, Luiz Marinho, Denis Machado, Laildo Novo, Manoel	1:35.27	3:14.72	4:55.06	6:33.44
6	JPN	Miyoshi, Satoru Abe, Tadashi Kawamoto, Shunsuke Maeguchi, Hideaki Koike, Akihiro	1:38.43	3:21.94	5:08.79	6:55.33

WIND/VENT: VELOC. = 0 M/S COMP. = 0 M/S DIRECTION = 0
TEMPERATURE AIR= 18 C WATER/EAU= 25 C

Men/Four-Oars With Coxswain **Hommes/quatre en pointe avec barreur**
Places7-8 Race No: 58/Aug. 03 **Places7-8course no: 58/03Aout**

RANK	CTRY	NAME	500 M	1000 M	1500 M	2000 M
1	BRA	Berezin, Andre Santos, Luiz Marinho, Denis Machado, Laildo Novo, Manoel	1:37.48	3:20.14	5:05.14	6:47.13
2	JPN	Miyoshi, Satoru Abe, Tadashi Kawamoto, Shunsuke Maeguchi, Hideaki Koike, Akihiro	1:39.18	3:22.67	5:09.14	6:52.62

WIND/VENT: VELOC. = .5 M/S COMP. = 0 M/S DIRECTION = E
TEMPERATURE AIR= 23 C WATER/EAU= 25 C

Men/Four-Oars With Coxswain **Hommes/quatre en pointe avec barreur**
Final Race No:71/Aug.05 **Finale course no:71/05Aout**

RANK	CTRY	NAME	500 M	1000 M	1500 M	2000 M
1	DBR	Cross, Martin Budgett, Richard Holmes, Andrew Redgrave, Steven Ellison, Adrian	1:31.42	3:07.99	4:44.11	6:18.64
2	USA	Kiefer, Thomas Springer, Gregory Bach, Michael Ives, Edward Stillings, John	1:30.25	3:06.44	4:43.13	6:20.28
3	NZL	Lawton, Kevin Symon, Donald Mabbott, Barrie Tong, Ross Hollister, Brett	1:33.72	3:12.57	4:49.34	6:23.68

RANK	CTRY	NAME	500 M	1000 M	1500 M	2000 M
4	ITA	Sergi Sergas, Giovanni Suarez, Giovanni Iseppe, Gino Carando, Giuseppe Meli, Siro	1:32.74	3:10.84	4:48.82	6:26.44
5	CAN	Ross, David Christian, Tim Doey, Richard Toulmin, Nick Tessier, Paul	1:34.11	3:11.91	4:50.28	6:28.78
6	FRG	Karches, Heribert Koneremann, Georg Theim, Wolfram Maennig, Wolfgang Klein, Manfred	1:33.15	3:13.15	4:54.13	6:34.23

WIND/VENT: VELOC. = .5 M/S COMP. = 0 M/S DIRECTION = ENE
TEMPERATURE AIR= 20 C WATER/EAU= 25 C

Men/Eight-Oars With Coxswain **Hommes/huit en pointe avec barreur**
Heat 1 Race No: 26/ July 31 **Eliminatoire 1 course no:26/31 Juil**

RANK	CTRY	NAME	500 M	1000 M	1500 M	2000 M
1	NZL	Atherfold, Nigel Rodger, David White-Parsons, Roger Keys, George Johnston, Gregory Whine, Christopher Stevenson, Andrew Stanley, Michael Hay, Andrew	1:22.66	2:52.81	4:20.47	5:48.19
2	CAN	Turner, Pat Neuffeld, Kevin Evans, Mark Main, Grant Steele, Paul Evans, Mike Crawford, Bean Horn, Blair Mc Mahon, Brain	1:21.34	2:50.14	4:21.86	5:50.44
3	GBR	Mc Dougall, Ducan Mahoney, Christopher Hassan, Salih Roberts, Clive Clll, Adam Pritchard, John Mc Gowan, Malcolm Whitwell, Allan Moynihan, Colin	1:22.18	2:51.25	4:23.43	5:55.18
4	FRA	Duprat, Alain Lecoite, Dominique Louvet, Thierry Vibert Vichet, Patrick Taborski, Jacques Martigne, Jean Jacques Pons, Olivier Chevalier, Bernard Huguet Balent, Jean Pierr	1:24.28	2:55.79	4:28.98	5:59.81

WIND/VENT: VELOC = 1.1 M/S COMP. = 0 M/S DIRECTION = SW
TEMPERATURE AIR= 23 C WATER/EAU= 25 C

Men/ Eight-Oars With Coxswain **Hommes/huit en pointe avec barreur**
Heat 2 Race No:27/July31 **Eliminatoire 2 course no:27/31 Juil**

RANK	CTRY	NAME	500 M	1000 M	1500 M	2000 M
1	USA	Lubsen, Walter Jr. Sudduth, Andrew Terwilliger, John Penny, Christopher Darling, Thomas Borchelt, Earl Clapp, Charles Ibbetson, Bruce Jaugstetter, Robert	1:24.21	2:54.08	4:23.54	5:51.95
2	AUS	Muller, Craig Hefer, Clyde Patten, Sam Willoughby, Timothy Edmunds, Ian Battersby, James Popa, Ion Evans, Steve Thredgold, Gavin	1:23.14	2:55.13	4:26.33	5:56.61
3	CHI	Abasolo, Rodrigo Castro, Mario Contreras, Victor Llanos, Zibor Pereira, Rodolfo Rojas, Alejandro Rojas, Marcelo Vallebuona, Giorgio Neyra, Carlos	1:26.02	3:03.86	4:44.65	6:20.71

WIND/VENT: VELOC. = 1.1 M/S COMP. = 0 M/S DIRECTION = SW
TEMPERATURE AIR= 23 C WATER/EAU= 25 C

Rowing

Aviron

Men/Eight-Oars With Coxswain
Repechage 1 Race No: 54/Aug. 02

Hommes/ huit en pointe avec barreur
Rapechage 1 course no: 54/02 Aout

RANK	CTRY	NAME	500 M	1000 M	1500 M	2000 M
1	AUS	Muller, Craig Hefer, Clyde Patten, Sam Willoughby, Timothy Edmunds, Ian Battersby, James Popa, Ion Evans, Steve Thredgold, Gavin	1:26.30	2:56.11	4:24.03	5:51.68
2	CAN	Turner, Pat Neufeld, Kevin Evans, Mark Main, Grant Steele, Paul Evans, Mike Crawford, Dean Horn, Blair MC Mahon, Brain	1:24.81	2:53.44	4:22.87	5:56.44
3	GBR	MC Dougall, Ducan Mahoney, Christopher Hassan, Salih Roberts, Clive Clift, Adam Pritchard, John MC Gowan, Malcolm Whitwell, Allan Moynihan, Colin	1:24.37	2:53.11	4:21.60	6:00.45
4	CHI	Castro, Mario Neyra, Carlos Llanos, Zibor Vallebuona, Giorgio Rojas, Alejandro Contreras, Victor Pereira, Rodolfo Rojas, Marcelo Abasolo, Rodrigo	1:27.47	2:59.64	4:35.77	6:10.98
5	FRA	Duprat, Alain Lecointe, Dominique Louvet, Thierry Vibert Vichet, Patrick Taborski, Jacques Martigne, Jean Jacques Pons, Olivier Chevalier, Bernard Huguet Balent, Jean Pierr	1:29.06	3:05.25	4:43.02	6:18.71

WIND/VENT: VELOC. = .5 M/S COMP. = 0 M/S DIRECTION = SW
TEMPERATURE AIR = 24 C WATER/EAU = 25 C

Men/Eight-Oars With Coxswain
Final Race No: 78/Aug.05

Hommes/huit en pointe avec barreur
Finale course no: 78/05 Aout

RANK	CTRY	NAME	500 M	1000 M	1500 M	2000 M
1	CAN	Turner, Pat Neufeld, Kevin Evans, Mark Main, Grant Steele, Paul Evans, Mike Crawford, Dean Horn, Blair MC Mahon, Brain	1:24.42	2:51.12	4:16.33	5:41.32
2	USA	Lubsen, Walter Jr. Sudduth, Andrew Terwilliger, John Penny, Christopher Darling, Thomas Borchelt, Earl Clapp, Charles Ibbetson, Bruce Jaugstetter, Robert	1:25.59	2:52.92	4:18.48	5:41.74
3	AUS	Muller, Craig Hefer, Clyde Patten, Sam Willoughby, Timothy Edmunds, Ian Battersby, James Popa, Ion Evans, Steve Thredgold, Gavin	1:24.83	2:52.11	4:18.83	5:43.40
4	NZL	Atherfold, Nigel Rodger, David White-Parsons, Roger Keys, George White, Christopher Stevenson, Andrew Stanley, Michael Hay, Andrew	1:26.45	2:53.51	4:33.28	5:44.14
5	GBR	MC Dougall, Ducan Mahoney, Christopher Hassan, Salih Roberts, Clive Cll, Adam Pritchard, John MC Gowan, Malcolm Whitwell, Allan Moynihan, Colin	1:25.12	2:53.26	4:19.06	5:47.01

RANK	CTRY	NAY	500M	100 M	1500 M	2000 M
6	FRA	Duprat, Alain Lecointe, Dominique Louvet, Thierry Vibert Vichet, Patrick Taborski, Jacques Martigne, Jean Jacques Pons, Olivier Chevalier, Bernard Huguet Balent, Jean Pierr	1:26.01	2:54.09	4:21.33	5:49.52

RANK	CTRY	NAY	500M	100 M	1500 M	2000 M
7	CHI	Castro, Mario Neyra, Carlos Llanos, Zibor Vallebuona, Giorgio Rojas, Alejandro Contreras, Victor Pereira, Rodolfo Rojas, Marcelo Abasolo, Rodrigo	1:27.01	2:59.74	4:22.85	6:07.03

WIND/VENT: VELOC.=.5 M/S COMP. = 0 M/S DIRECTION= ENE
TEMPERATURE AIR = 18 C WATER/EAU = 25 C



Shooting/Tir

Officials

Union Internationale de tir (UIT)
 President/president
 Secretary-General/secretaire-general
 Technical Delegates/delegates techniques

Olegario Vazquez-Rana (MEX)
 Horst Schreiber (FRG)
 Gary Anderson (USA)
 Andreas Hartinger (FRG)

LAOOC Administrative Staff/Personnel Administratif de LAOOC





Commissioner/commissaire
 Competition Director and
 Sports Manager/
 directeur du competition et
 manager du sport
 Venue Manager/manager de la venue

Robert Peterson
 Mike Tipa
 Bill Deneke

Participants/Participants

Women Femmes	Competitors Competiteurs	Countries Pays	Men Hommes	Competitors Competiteurs	Countries Pays
Air Rifle/carabine a air comprime	33	20	Rapid Fire/pistolet de tir rapide	55	31
Standard Rifle/carabine standard de petit calibre	27	17	Free Pistol/pistolet libre	56	38
Sport Pistol/pistolet de tir sportif	30	21	Running Game/cible courante	23	15
			Small Bore Rifle, 3/ carabine de petit calibre, 3	51	29
			Small Bore Rifle, English/ carabine de petit calibre, couchee	71	48
			Air Rifle/carabine a air comprime	52	35
			Olympic Trap/fosse Olympique	70	42
			Skeet/skeet	69	42

Legend/Legende

 new Olympic record/nouveau record olympique
 equal Olympic record/record olympique egalé
 equal world record/record mondial egalé
 tie broken by the results of the most recent round/
 victoire sur match nul grâce aux résultats de la dernière série

AB abandon/abandon
 NP did not participate/n'a pa participé
 PT penalized three targets/trois cibles de penalisation

Olympic Shooting Range.
 Prado Recreational Area,
 Chino (5,000)





RANK	CTRY	NAME	1	2	3	4	5	6	7	8	TOTAL
45	EGY	Elsayed, Mohsen	20	22	17	24	23	23	22	23	174
	THA	Phachonyut, Damrong	23	24	23	21	20	21	20	22	174
47	CYP	Lordos, Anastasios	23	24	21	22	21	19	22	21	173
48	CHI	Abatte, Raul	22	22	21	21	21	22	22	21	172
	SMR	Gasperoni, Elio	22	23	19	21	25	20	23	19	172
	MLT	Gauci, Michael	21	23	19	22	22	21	23	21	172
51	MLT	Chetcuti, Francis	22	23	18	22	22	20	22	21	170
	LIB	Gemayel, Cheikh Jean	23	22	18	21	21	21	20	24	170
53	IRL	Magowan, Roy	17	22	21	19	20	23	23	24	169
54	KEN	Can-Hartley, Michael	22	22	20	23	21	20	20	20	168
	PUR	Rebelo, Joao	21	25	21	21	23	20	16	21	168
56	COL	Garcia, Gustavo	24	16	22	21	21	23	21	19	167
57	BOL	Campos, Victor Hugo	23	20	20	20	20	23	22	18	166
	COL	Morales, Alonso	16	22	21	20	20	22	24	21	166
	LIB	Nasrallah, Elia	18	21	24	20	24	18	22	19	166
60	JOR	Alhyari, Aysar	19	22	20	20	21	19	20	23	164
	BRA	Palma, Avelino	22	21	23	21	20	17	19	21	164
62	BOL	Asbun, Javier F.	21	18	18	21	21	22	17	23	161
	MON	Repaire, Jean-Mane	21	20	23	21	19	18	20	19	161
64	THA	Bherombhadi, Vudtha	15	23	15	21	20	21	20	22	157
65	JOR	Adelbi, Irfan	20	14	18	20	21	18	17	21	149
66	NGU	Clough, Trevan	16	20	18	22	16	15	20	18	145
67	PAR	Farres, Olegario	18	18	18	17	19	15	18	21	144
68	PAR	Farres, Osvaldo	20	20	14	13	18	18	15	16	134
69	ESA	Gonzalez Suvillaga, Julio	16	12	12	15	19	15	19	16	124
70	BRN	Al Khalifa, Salman	11	16	16	20	13				76
	BRN	Mubarak, Yousif									

S k e e t **Skeet**
Auq. 04 **04 Aout**

RANK	CTRY	NAME	1	2	3	4	5	6	7	8	TOTAL
1	USA	Dryke, Matthew	24	25	25	24	25	25	25	25	198
2	DEN	Rasmussen, Ole Riber	25	25	24	25	23	25	25	24	196
		SHOOT OFF/BARRAGE								25	
3	ITA	Scribani Rossi, Luca	25	25	24	23	24	25	25	25	196
		SHOOT OFF/BARRAGE								23	
4	H a	Pierik, Johannes	24	24	23	25	24	24	25	25	194
5	SWE	Berglind, Anders	25	24	24	24	23	25	25	24	194
6	FRG	Hofmann, Norbert	24	25	24	24	24	25	24	24	194
7	COL	Molina, Jorge	25	24	25	24	24	24	24	24	194
8	AUS	Hale, Ian	23	24	25	25	24	24	23	25	193
9	MEX	Ortiz, Nuria	24	21	24	25	25	25	25	24	193
10	H a	Swinkels, Henricus	24	24	23	24	25	25	24	24	193
11	GBR	Sykes, Wallace	25	25	24	23	24	24	25	23	193
	CHN	Zhu, Changfu	24	24	25	25	23	24	24	24	193
13	ESP	Avalos, Juan	23	24	24	25	25	23	24	24	192
	JPN	Itakura, Mikio	23	25	24	25	23	25	25	22	192
	CYP	Kyritsis, Petros	25	24	25	24	24	24	24	22	192
	EGY	Moustafa, Housham	23	24	25	24	23	25	23	25	192
	ARG	Roberti, Firmo E.	25	24	25	23	23	25	25	22	192
	AUT	Szapary, Nikolaus	25	25	24	24	24	24	23	23	192
19	FIN	Nystrom, Bror	23	24	25	25	22	24	25	23	191
	ESP	Perez, Francisco	24	25	24	24	23	23	24	24	191
	GUA	Romero-Arribas, Francisco	24	24	25	22	25	24	23	24	191
	FRA	Tyssier, Stephane	25	23	24	22	22	25	25	25	191
	CHN	Wu, Lanying	24	24	22	24	25	23	24	25	191
24	GBR	Bentley, Paul	24	21	24	24	25	23	24	25	190
	AUS	Crikis, Alexander	24	22	24	24	25	24	24	23	190
26	AUT	Burkert, Dr. Martin	24	24	24	23	22	23	24	25	189
	CHI	De Iruarizaga, Alfonso	23	24	23	24	25	25	24	21	189
	NZL	Woolley, John	24	24	24	24	25	21	24	23	189
29	ITA	Giardini, Celso	24	25	24	22	24	24	24	21	188
	FRA	Penot, Elie	23	25	23	24	24	24	21	24	188
	FRG	Trautwein, Wolfgang	25	22	22	24	23	22	25	25	188
	TPE	Tsai, Pai-Sheng	25	24	22	20	25	25	22	25	188
33	SWE	Ek, Christian	24	23	22	24	22	24	24	24	187
	KOR	Lim, Dong-Gi	22	25	25	21	23	25	23	23	187
	CHI	Zarzar, Carlos	24	23	24	23	25	24	22	22	187
36	KOR	Kim, Young-Jin	24	22	23	22	23	24	25	23	186
	FIN	Makela, Juha	24	25	22	24	24	25	24	18	186
38	SYR	Ragheb, Mohamedkhaldohn	23	24	24	23	25	22	22	22	185
	USA	Thompson, Michael	24	23	24	23	23	23	22	23	185
	GRE	Xanthakos, Panayotis	22	20	25	23	23	25	25	22	185
41	VEN	De Las Casas, Julio Jesus	24	23	25	21	23	22	22	24	184
	JPN	Hayashi, Eigen	22	23	23	24	25	20	23	24	184
	IRL	Thompson, Albert	22	23	24	21	21	25	24	24	184
	TPE	Yang, Ching-Sung	24	23	20	23	22	24	25	23	184
45	GRE	Alexakos, George Rodolfos	25	21	24	21	21	23	23	25	183
46	MEX	Guzman, Angel	25	25	21	22	23	21	23	22	182
47	CAN	Belli, Daniel	23	22	23	22	24	23	22	22	181
	COL	Mazo, Cados	24	23	21	23	24	23	20	20	181
	JOR	Amar, Khayri	23	24	23	25	22	19	22	22	180
50	TUR	Yunus, Omer Gunes	24	24	22	21	23	21	21	23	179
51	HKG	Chow, Tsun-Man	22	24	23	22	23	22	21	21	178
	BEL	Lombard, Eric	24	20	24	24	22	21	20	23	178
53	PER	Giha, Juan	23	21	23	24	21	21	24	20	177
	EGY	Khorsheed, Mohamed	23	20	24	19	23	23	22	22	177
55	PER	Boza, Esteban	23	22	21	23	24	21	20	22	176
56	BOL	Gamarra, Luis Fernando	21	21	23	20	23	25	21	21	175
57	LIB	Harb, Elias	21	23	17	23	25	22	22	21	174
58	THA	Chantavanich, Somchai	19	23	21	22	24	19	21	23	172
	LIB	Haoui, Gebrael	22	24	22	20	24	18	21	21	172
	GUA	Zachrisson, Mario-Oscar	22	22	24	20	21	19	22	22	172
61	PAR	Bergues, Vicente	20	24	20	19	24	22	21	18	168
62	ISV	Beme, Gerard	20	23	17	25	19	21	21	21	167
	ZIM	Warren Codrington, Bob	22	22	20	22	22	21	20	18	167
64	BOL	Kattan, Mauricio	21	19	21	23	23	20	24	15	166
	IND	Sandhu, Harisimransingh	19	23	20	22	24	19	16	23	166
66	HKG	Chuang, Anthony	19	20	18	21	20	19	16	16	149
67	PAR	Tellechea, Ricardo	20	15	17	21	20	19	19	15	146
68	THA	Burapavong, Pichit	22	20	19	22	19	21	19		142 AB
69	CYP	Tymvios, Michael	24	23	24	24					95 AB
	BEL	Bleys, August									NP

Swimming/Natation

Officials

Federational Internationale de Natation Amateur (FINA)

President/president Ante Lambasa (YUG)
 Secretary-General/secretaire-general Robert Helmick (USA)
 Technical Delegates/delegues techniques Gunnar Werner (SWE)
 Georg Zorowka (GDR)
 (Diving/plongeon)
 Alberto Amaya (CUB)
 (Water Polo/water polo)
 Javier Ostos (MEX)
 (Sync. Swimming/
 natation synchronisee)

LAOOC Administrative Staff/Personnel Administratif de LAOOC

Commissioner/commissaire Jay Flood
 Peter Daland
 Competition Director (Swimming)/
 directeur du competition (natation)
 Dawn Bean
 Competition director (Sync. Swimming)/
 directeur du competition
 (natation synchronisee)
 Competition Director (Diving)/
 Directeur du competition (plongeon)
 Richard Wilson
 Competition Director (Water Polo)/
 Directeur du competition (water polo)
 Burt Shaw
 Venue Manager (Swimming; Diving;
 Sync. Swimming)/
 manager de la venue (natation;
 plongeon; natation synchronisee)
 Venue Manager (Water Polo)/
 manager de la venue (water polo)
 Bob Gaughran
 Sports Manager/Manager du sport Eli Primrose

Participants/Participants

Women Femmes			Competitors Competiteurs	Pays	Men Hommes			Competitors Competiteurs	Countries Pays
100 M Freestyle/nage libre			45	30	100 M Freestyle/nage libre		68	43	
200 M Freestyle/nage libre			36	25	200 M Freestyle/nage libre		56	36	
400 M Freestyle/nage libre			25	17	400 M Freestyle/nage libre		36	25	
800 M Freestyle/nage libre			20	14	1500 M Freestyle/nage libre		27	19	
100 M Backstroke/dos			31	21	100 M Backstroke/dos		45	31	
200 M Backstroke/dos			27	18	200 M Backstroke/dos		34	25	
100 M Breaststroke/brasse			30	21	100 M Breaststroke/brasse		50	36	
200 M Breaststroke/brasse			23	16	200 M Breaststroke/brasse		47	34	
100 M Butterfly/papillon			35	23	100 M Butterfly/papillon		53	39	
200 M Butterfly/papillon			29	18	200 M Butterfly/papillon		35	28	
200 M Individual Medley/quatre nages			27	21	200 M Individual Medley/quatre nages		45	31	
400 M Individual Medley/quatre nages			18	13	400 M Individual Medley/quatre nages		23	19	
4x100 M Medley Relay/relais quatre nages			52	13	4x100 M Medley Relay/relais quatre nages		94	21	
4x100 M Freestyle Relay/relais nage libre			54	12	4x100 M Freestyle Relay/relais nage libre		99	23	
Springboard Diving/plongeon du tremplin			24	18	4x200 M Freestyle Relay/relais nage libre		62	14	
Platform Diving/plongeon haut-vol			11	14	Springboard Diving/plongeon du tremplin		30	19	
Synchronized Solo/synchronisee Solo			50	21	Platform Diving/plongeon haut-vol		26	18	
Synchronized Duet/synchronisee Duo			36	18	Water-Polo/water-polo		144	12	

Legend/Legende




new Olympic record/nouveau record olympique
 new world record/nouveau record mondial
 captain/capitaine

**

alternate captain/capitaine remplaçant
 disqualification/disqualification
 NP did not participate/n'a pas participé

Olympic Swim Stadium,
 University of Southern California,
 Los Angeles (16,500)





Swimming

Women/100 M Freestyle Heat 1/July 29

RANK RANG	LANE COUL	NAME	CTRY	50 M	100M
1	5	Zscherpe, Iris	FRG	27.88	57.31
2	3	Kamoun, Sophie	FRA	27.76	57.49
3	4	Yanase, Kaori	JPN	28.56	58.47
4	6	Rivera, Teresa	MEX	28.89	59.61
5	2	Ghattas, Faten	TUN	30.66	1:02.00
6	7	Doig, Anna	NZL	29.88	1:02.72
7	1	Pickering, Sharon	FIJ	31.45	1:04.25

Women/100 M Freestyle Heat2/July29

RANK RANG	LANE COUL	NAME	CTRY	50 M	100 M
1	4	Verstappen, Annemarie	HOL	26.53	56.11
2	3	Persi, Silvia	ITA	28.05	57.62
3	5	Kerr, Jane	CAN	28.12	58.46
4	6	Dara, Sophia	GRE	28.70	59.25
5	2	Clark, Carmel	NZL	29.04	1:00.63
6	7	Wong, Kathy	HKG	29.03	1:01.03
7	1	Morales-Masella, Blanca J	GUA	29.79	1:02.48

Women/100 M Freestyle Heat3/July29

RANK RANG	LANE COUL	NAME	CTRY	50 M	100 M
1	4	Steinseifer, Carrie	USA	27.53	56.46
2	5	Schuster, Susanne	FRG	27.52	56.85
3	3	Gihvonen, Maarit	FIN	28.04	58.51
4	6	Armentero, Marie-Th.	SUI	28.05	58.73
5	7	Ding, Jilian	CHN	29.07	59.11
6	2	Ng, Fenella	HKG	29.87	1:01.82
7	1	Hafez, Nevine	EGY	30.79	1:04.06

Women/100 M Freestyle Heat 4/July 29

RANK RANG	LANE COUL	NAME	CTRY	50 M	100 M
1	3	Pearson, Michele	AUS	27.41	56.75
2	4	Van Bentum, Conny	HOL	27.37	56.94
3	5	Rai, Pamela	CAN	27.75	57.41
4	6	Kohlmann, Patricia	MEX	28.50	58.76
5	7	Kim, Jin-Sook	KOR	29.57	1:00.91
6	2	Crousse, Sandra	PER	29.71	1:01.02
7	1	Hafez, Sherwite	EGY	30.45	1:02.78
8	8	Lardizajal, Maria Antmiet	HON	32.01	1:07.80

Women/100 M Freestyle Heat5/July29

RANK RAW	LANE COUL	NAME	CTRY	50 M	100 M
1	4	Croft, June	GBR	27.97	57.12
2	5	Fibbens, Nicola	GBR	28.05	57.80
3	3	Kardum, Maria	SWE	28.16	58.22
4	6	Nakamori, Chikako	JPN	28.75	59.00
5	2	Cramer, Shelly	ISV	28.84	1:00.65
6	7	Heavey, Carolann	IRL	29.74	1:01.34
7	1	Jacob, Christine	PHI	29.43	1:02.43
8	8	Slowing-Aceituno, Karen	GUA	30.33	1:03.46

Women/100 M Freestyle Heat6/July29

RANK RANG	LANE COUL	NAME	CTRY	50 M	100 M
1	4	Hogshead, Nancy	USA	27.05	55.85
2	5	Russel, Angela	AUS	27.54	57.30
3	3	Eriksson, Agneta	SWE	27.62	58.43
4	2	Colombo, Grazia	ITA	28.52	59.43
5	7	Yan, Hong	CHN	29.18	1:00.45
6	6	Sachero, Virginia	ARG	29.08	1:00.53
7	1	Chow, Helen	MAL	29.85	1:02.53
8	8	Galassi, Daniela	SMR	31.75	1:06.19

Natation

Women/100 M Freestyle Summary/Heats/July29

RANK RANG	HEAT	LANE ELIM	NAME COUL	CTRY	50 M	100 M
16	4		Hogshead, Nancy	USA	27.05	55.85
22	4		Verstappen, Annemarie	HOL	26.53	56.11
33	4		Steinseifer, Carrie	USA	27.53	56.46
44	3		Pearson, Michele	AUS	27.41	56.75
53	5		Schuster, Susanne	FRG	27.52	56.85
64	4		Van Bentum, Conny	HOL	27.37	56.94
75	4		Croft, June	GBR	27.97	57.12
86	5		Russel, Angela	AUS	27.54	57.30
91	5		Zscherpe, Iris	FRG	27.88	57.31
10	4	5	Rai, Pamela	CAN	27.75	57.41
11	1	3	Kamoun, Sophie	FRA	27.76	57.49
12	2	3	Persi, Silvia	ITA	28.05	57.62
13	5	5	Fibbens, Nicola	GBR	28.05	57.80
14	5	3	Kardum, Maria	SWE	28.16	58.22
15	6	3	Eriksson, Agneta	SWE	27.62	58.43
16	2	5	Kerr, Jane	CAN	28.12	58.46
17	1	4	Yanase, Kaori	JPN	28.56	58.47
18	3	3	Gihvonen, Maarit	FIN	28.04	58.51
19	3	6	Armentero, Marie-Th.	SUI	28.05	58.73
20	4	6	Kohlmann, Patricia	MEX	28.50	58.76
21	5	6	Nakamori, Chikako	JPN	28.75	59.00
22	3	7	Ding, Jilian	CHN	29.07	59.11
23	2	6	Dara, Sophia	GRE	28.70	59.25
24	6	2	Colombo, Grazia	ITA	28.52	59.43
25	1	6	Rivera, Teresa	MEX	28.89	59.61
26	6	7	Yan, Hong	CHN	29.18	1:00.45
27	6	6	Sachero, Virginia	ARG	29.08	1:00.53
28	2	2	Clark, Carmel	NZL	29.04	1:00.63
29	5	2	Cramer, Shelly	ISV	28.84	1:00.65
30	4	7	Kim, Jin-Sook	KOR	29.57	1:00.91
31	4	2	Crousse, Sandra	PER	29.71	1:01.02
32	2	7	Wong, Kathy	HKG	29.03	1:01.03
33	5	7	Heavey, Carolann	IRL	29.74	1:01.34
34	3	2	Ng, Fenella	HKG	29.87	1:01.82
35	1	2	Ghattas, Faten	TUN	30.66	1:02.00
36	5	1	Jacob, Christine	PHI	29.43	1:02.43
37	2	1	Morales-Masella, Blanca J	WA	29.79	1:02.48
38	6	1	Chow, Helen	MAL	29.85	1:02.53
39	1	7	Doig, Anna	NZL	29.88	1:02.72
40	4	1	Hafez, Sherwite	EGY	30.45	1:02.78
41	5	8	Slowing-Aceituno, Karen	GUA	30.33	1:03.46
42	3	1	Hafez, Nevine	EGY	30.79	1:04.06
43	1	1	Pickering, Sharon	FIJ	31.45	1:04.25
44	6	8	Galassi, Daniela	SMR	31.75	1:06.19
45	4	8	Lardizajal, Maria Antmiet	HON	32.01	1:07.80

The first 8 qualify for Final A (1-8)/Les 8 premiers se qualifient pour la Finale A (1-8)
The next 8 qualify for Final B (9- 16)/Les 8 suivants se qualifient pour laFinale B (9-16)

Women/100 M Freestyle Final B (9-16)/July29

RANK RANG	LANE COUL	NAME	CTRY	50 M	100 M
1	4	Zscherpe, Iris	FRG	28.06	57.19
2	6	Persi, Silvia	ITA	27.99	57.24
3	2	Fibbens, Nicola	GBR	27.95	57.36
4	5	Rai, Pamela	CAN	27.99	57.56
5	3	Kamoun, Sophie	FRA	28.26	57.81
6	8	Kerr, Jane	CAN	27.98	57.85
7	1	Eriksson, Agneta	SWE	27.98	58.08
8	7	Kardum, Maria	SWE	28.22	58.12

Women/100 M freestyle Final A (1-8)/July29

RANK RANG	LANE COUL	NAME	CTRY	50 M	100 M
1	3	Steinseifer, Carrie	USA	27.30	55.92
4		Hogshead, Nancy	USA	27.01	55.92
3	5	Verstappen, Annemarie	HOL	26.96	56.08
4	7	Van Bentum, Conny	HOL	27.65	56.43
5	6	Person Michele	AUS	27.52	56.83
6	1	Croft, June	GBR	27.91	56.90
7	2	Schuster, Susanne	FRG	27.74	57.11
8	8	Russel, Angela	AUS	28.06	58.09

Race-in-Review: Annemarie Verstappen (HOL) and Nancy Hogshead (USA) got the best starts, with Verstappen the slight leader at 50 meters. Carrie Steinseifer (USA) was in third after 50 meters but moved in to second at 75 meters behind teammate Hogshead. In the finals stretch, Hogshead maintained her lead with Steinseifer closing fast. At the finish, Hogshead and Steinseifer tied for gold medal honors, a first in Olympic womens swimming.

Compte rendu: Annemarie Verstappen (HOL) et Nancy Hogshead (USA) étaient les plus rapides au départ, Verstappen menant légèrement aux 50m. Carrie Steinseifer (USA) était troisième aux 50m mais avançait à la deuxième place aux 75m derrière sa coéquipière Hogshead. Dans la dernière partie de la course, Hogshead maintenait son avance sur Steinseifer, celle-ci terminant cependant très vite. A l'arrivée, Hogshead et Steinseifer étaient ex-aequo pour la médaille d'or, ce qui constituait un événement sans précédent en natation olympique féminine.

Women/200 M Freestyle Heat 1/July 30

RANK RANG	LANE COUL	NAME	CTRY	50 M	100 M	150 M	200 M
1	4	Verstappen, Annemarie	H a	28.44	58.88	1:30.21	2:01.61
2	5	Linder, Ann	SWE	28.84	59.37	1:31.81	2:04.60
3	3	Bensimon, Laurence	FRA	30.32	1:01.66	1:34.07	2:06.61
4	6	Dara, Sophia	GRE	29.18	1:01.30	1:35.33	2:09.52
5	7	Kim, Jin-Sook	KOR	30.52	1:04.37	1:40.04	2:13.76
6	2	Ng, Fenella	HKG	30.86	1:04.06	1:39.30	2:13.94
7	1	Galassi, Daniela	SMR	32.59	1:07.93	1:43.60	2:19.22



Women/800 M Freestyle
Final/Aug. 03

Femmes/800 m nage libre
Finale/03Aout

RANK	LANE	NAME	CTRY	100 M	200 M	300 M	400 M
RANG	COUL			500 M	600 M	700 M	800 M
1	2	Cohen, Tiffany	USA	1:01.86	2:05.27	3:08.18	4:11.16
				5:14.40	6:18.32	7:22.10	8:24.95
2	4	Richardson, Michele	USA	1:02.84	2:07.26	3:11.14	4:14.86
				5:18.60	6:22.30	7:26.67	8:30.73
3	3	Hardcastle, Sarah	GBR	1:02.69	2:07.12	3:11.32	4:15.73
				5:20.12	6:24.75	7:30.02	8:32.60
4	5	Mc Vann, Anna	AUS	1:03.10	2:07.80	3:12.51	4:17.71
				5:22.83	6:28.32	7:34.23	8:37.94
5	6	Lasi, Carla	ITA	1:03.34	2:09.27	3:15.33	4:21.03
				5:26.85	6:32.52	7:38.48	8:42.45
6	8	Van Der Meer, Jolande	HOL	1:01.94	2:06.83	3:12.86	4:18.97
				5:25.48	6:32.12	7:38.69	8:42.86
7	1	Olmi, Monica	ITA	1:03.81	2:10.20	3:16.70	4:23.30
				5:29.73	6:36.25	7:42.85	8:47.32
8	7	Ward, Karen	CAN	1:04.45	2:10.46	3:16.84	4:23.32
				5:29.59	6:35.80	7:42.62	8:48.12

Race-in-Review: Jolande Van der Meer (HOL) and Tiffany Cohen (USA) were neck and neck after the first lap with Cohen a slight leader at the 100-meter touch. Cohen stretched her lead to a body-length at 200 meters and by two body-lengths at 300 meters. Also at the 300 mark, Michele Richardson (USA) and Sarah Hardcastle (GBR) passed Van der Meer. At the halfway point, Cohen led Richardson by five meters and was three seconds under world record pace. The top three positions remained the same for the second half of the race with Cohen setting an Olympic record and narrowly missing the world record. Hardcastle set a British record in capturing the bronze medal.

Compte rendu: Jolande Van der Meer (HOL) et Tiffany Cohen (USA) étaient ex-aequo après la première longueur de bassin et aux 100 mètres Cohen touchait légèrement en tête. Elle accroissait son avance à une longueur aux 200m et à deux longueurs aux 300m. Michele Richardson (USA) et Sarah Hardcastle (GBR) dépassaient aussi Van der Meer. A mi-chemin, Cohen devançait Richardson de cinq mètres et était trois secondes en deçà du record du monde. Les trois premières places étaient les mêmes pendant la seconde moitié de la course que Cohen remportait dans un temps de record olympique en manquant cependant de peu le record du monde. Hardcastle établissait un record britannique en s'adjudgeant la médaille de bronze.

Women/100 M Backstroke
Heat1/July31

Femmes/100 m dos
Eliminatoire 1/31 Juil

RANK	LANE	NAME	CTRY	50 M	100 M
RANG	COUL				
1	4	Andrews, Theresa	USA	30.25	1:02.94
2	3	Van Der Lans, Brigitte	HOL	30.65	1:04.57
3	5	Moore, Audrey	AUS	31.41	1:04.96
4	6	White, Catherine	GBR	31.42	1:05.03
5	7	Sekido, Naomi	JPN	33.84	1:05.60
6	2	Mac Pherson, Michelle	CAN	32.08	1:06.04
7	1	Flink, Lotta	HKG	33.13	1:09.70
8	8	Pickering, Sharon	FIJ	34.29	1:10.49

Women/ 100 M Backstroke
Heat2/July31

Femmes/100 m dos
Eliminatoire 2/31 Juil

RANK	LANE	NAME	CTRY	50 M	100 M
RANG	COUL				
1	4	Mitchell, Betsy	USA	30.24	1:02.53
2	5	Schlicht, Svenja	FRG	30.38	1:04.02
3	2	Clark, Carmel	NZL	31.28	1:04.57
4	3	Carosi, Manuela	ITA	31.35	1:04.77
5	6	Van Der Straten, Yolande	BEL	32.20	1:07.07
6	7	Choi, Yun-Hee	KOR	31.94	1:07.35
7	8	Jacob, Christine	PHI	33.96	1:10.28
8	1	Bekaert, Petra	AHO	33.56	1:10.60

Women/100 M Backstroke
Heat3/July31

Femmes/100 m dos
Eliminatoire 3/31 Juil

RANK	LANE	NAME	CTRY	50 M	100 M
RANG	COUL				
1	4	Patrascoiu, Aneta	ROM	31.19	1:04.16
2	5	Parkes, Georgina	AUS	31.17	1:04.90
3	3	Abdo, Reema	CAN	31.10	1:04.92
4	6	Gysling, Eva	SUI	31.29	1:05.18
5	2	Dahlmann, Sandra	FRG	31.27	1:05.27
6	7	Sunouchi, Nozomi	JPN	32.27	1:07.23
7	1	Guo, Huaying	CHN	32.42	1:08.21
8	8	Chow, Helen	MAL	33.55	1:11.30

Women/100 M Backstroke
Heat4/July31

Femmes/100 m dos
Eliminatoire 4/31 Juil

RANK	LANE	NAME	CTRY	50 M	100 M
RANG	COUL				
1	5	De Rover, Jolanda	HOL	30.51	1:02.94
2	2	Rose, Beverley	GBR	30.90	1:03.61
3	4	Bunaciu, Carmen	ROM	30.48	1:03.79
4	7	Pauwels, Sabine	BEL	31.81	1:05.17
5	6	Eriksson, Anna-Karin	SWE	31.19	1:06.09
6	3	Rivera, Teresa	MEX	31.94	1:06.39
7	8	Wong, Kathy	HKG	33.28	1:10.19
	1	Nylund, Lise Lotte	NOR		NP

Women / 100 M Backstroke
Summary / Heats / July 31

Femmes / 100 m dos
Sommaire / éliminatoires / 31 Juil

*The first 8 qualify for Final A (1-8)/Les 8 premiers se qualifient pour la Finale A (1-8)
The next 8 qualify for Final B (9-16)/Les 8 suivants se qualifient pour la Finale B (9-16)*

RANK	HEAT	LANE	NAME	CTRY	50 M	100 M
RANG	ELIM	COUL				
1	2	4	Mitchell, Betsy	USA	30.24	1:02.53
2	1	4	Andrews, Theresa	USA	30.25	1:02.94
		4	De Rover, Jolanda	HOL	30.51	1:02.94
4	4	2	Rose, Beverley	GBR	30.90	1:03.61
5	4	4	Bunaciu, Carmen	ROM	30.48	1:03.79
6	2	5	Schlicht, Svenja	FRG	30.38	1:04.02
7	3	4	Patrascoiu, Aneta	ROM	31.19	1:04.16
8	2	2	Van Der Lans, Brigitte	HOL	30.65	1:04.57
		2	Clark, Carmel	NZL	31.28	1:04.57
10	2	3	Carosi, Manuela	ITA	31.35	1:04.77
11	3	5	Parkes, Georgina	AUS	31.17	1:04.90
12	3	3	Abdo, Reema	CAN	31.10	1:04.92
13	1	5	Moore, Audrey	AUS	31.41	1:04.96
14	1	6	White, Catherine	GBR	31.42	1:05.03
15	4	7	Pauwels, Sabine	BEL	31.81	1:05.17
16	3	6	Gysling, Eva	SUI	31.29	1:05.18
17	3	2	Dahlmann, Sandra	FRG	31.27	1:05.27
18	1	7	Sekido, Naomi	JPN	33.84	1:05.60
19	1	2	Mac Pherson, Michelle	CAN	32.08	1:06.04
20	4	6	Eriksson, Anna-Karin	SWE	31.19	1:06.09
21	4	3	Rivera, Teresa	MEX	31.94	1:06.39
22	2	6	Van Der Straten, Yolande	BEL	32.20	1:07.07
23	3	7	Sunouchi, Nozomi	JPN	32.27	1:07.23
24	2	7	Choi, Yun-Hee	KOR	31.94	1:07.35
25	3	1	Guo, Huaying	CHN	32.42	1:08.21
26	1	1	Flink, Lotta	HKG	33.13	1:09.70
27	4	8	Wong, Kathy	HKG	33.28	1:10.19
28	2	8	Jacob, Christine	PHI	33.96	1:10.28
29	1	8	Pickering, Sharon	FIJ	34.29	1:10.49
30	2	1	Bekaert, Petra	AHO	33.56	1:10.60
31	3	8	Chow, Helen	MAL	33.55	1:11.30
		4	Nylund, Lise Lotte	NOR		NP

The winner qualifies for Final A and the loser qualifies for Final B/Le gagnant se qualifie pour la Finale A et le perdant pour la Finale B

THE RESULT FOR THE SWIMOFF IS AS FOLLOWS / LE RESULTAT DU BARRAGE SUIT:

Clark, Carmel	NZL	31.14	1:04.33
Van Der Lans, Brigitte	HOL	31.20	1:04.82

Women/100 M Backstroke
Final B (9-16)/July31

Femmes/100 m dos
Final b (9-16)/31 Juil

RANK	LANE	NAME	CTRY	50 M	100 M	
RANG	COUL					
1	2	Moore, Audrey	AUS	31.29	1:04.15	
2	3	Parkes, Georgina	AUS	32.00	1:04.52	
		5	Carosi, Manuela	ITA	31.52	1:04.52
4	4	Van Der Lans, Brigitte	HOL	30.81	1:04.75	
5	7	White, Catherine	GBR	31.50	1:04.99	
6	6	Abdo, Reema	CAN	31.19	1:05.13	
7	1	Pauwels, Sabine	BEL	32.21	1:05.33	
8	8	Gysling, Eva	SUI	31.42	1:06.11	

Women/100 M Backstroke
Final A (1-8)/July 31

Femmes/100 m dos
Finale a(1-8)/31 Juil

RANK	LANE	NAME	CTRY	50 M	100 M
RANG	COUL				
1	3	Andrews, Theresa	USA	30.56	1:02.55
2	4	Mitchell, Betsy	USA	30.50	1:02.63
3	5	De Rover, Jolanda	HOL	30.17	1:02.91
4	2	Bunaciu, Carmen	ROM	30.17	1:03.21
5	1	Patrascoiu, Aneta	ROM	30.70	1:03.29
6	7	Schlicht, Svenja	FRG	31.03	1:03.46
7	6	Rose, Beverley	GBR	30.92	1:04.16
8	8	Clark, Carmel	NZL	31.38	1:04.47

Race-in-Review: Jolanda De Rover (HOL) took an early lead but Carmen Bunaciu (ROM) caught her as they touched together at 50 meters. Theresa Andrews (USA) and Betsy Mitchell (USA) passed Bunaciu midway through the final 50 meters and gradually gained on De Rover. In an exciting finish, Andrews touched first, followed by Mitchell and De Rover.

Compte rendu: Jolanda De Rover (HOL) partait en tête mais Carmen Bunaciu (ROM) la rattrapait et elles touchaient ensemble aux 50 mètres. Theresa Andrews (USA) et Betsy Mitchell (USA) dépassaient Bunaciu à mi-course et rattrapaient progressivement De Rover. La fin de la course était passionnante et Andrews touchait première suivie de Mitchell et De Rover.

Women/200 M Backstroke
Heat 1 /Aug. 04

Femmes/200 m dos
Eliminatoire 1/04 Aout

RANK	LANE	NAME	CTRY	50 M	100 M	150 M	200 M
RANG	RANG						
1	4	Parkes, Georgina	AUS	31.52	1:05.22	1:39.84	2:14.89
2	5	Van Der Straten, Yolande	BEL	32.80	1:07.47	1:42.76	2:18.49
3	3	Pauwels, Sabine	BEL	33.31	1:08.27	1:44.27	2:21.36
4	6	Carosi, Manuela	ITA	33.48	1:09.65	1:47.75	2:25.45
5	7	Gysling, Eva	SUI	33.48	1:11.04	1:49.28	2:25.69
6	1	Jacob, Christine	PHI	34.74	1:11.77	1:51.43	2:32.91
	2	Nylund, Lise Lotte	NOR				NP

Swimming

Women/200 M Backstroke				Femmes/200 m dos			
Heat2/Aug.04				Eliminatoire 2/04 Aout			
RANK	LANE	NAME	CTRY	50 M	100 M	150 M	200 M
RANG	COUL						
1	4	DeRover,Jolanda	HOL	30.97	1:04.66	1:38.81	2:13.50
2	5	Schlicht,Svenja	FRG	32.33	1:07.03	1:41.39	2:15.69
3	7	Clark,Camel	NZL	32.07	1:06.37	1:41.39	2:16.78
4	6	White,Catherine	GBR	31.94	1:06.82	1:42.32	2:18.02
5	3	Abdo,Reema	CAN	32.34	1:07.82	1:43.19	2:19.05
6	2	Rivera,Teresa	MEX	32.43	1:08.07	1:45.56	2:22.94
7	1	Flink,Lotta	HKG	34.32	1:11.20	1:49.47	2:29.00

Women/200 M Backstroke				Femmes/200 m dos			
Heat3/Aug.04				Eliminatoire 3/04 Aout			
RANK	LANE	NAME	CTRY	50 M	100 M	150 M	200 M
RANG	COUL						
1	5	Trees,Tori	USA	31.23	1:05.41	1:40.70	2:16.23
2	4	Bunaciu,Carmen	ROM	31.74	1:05.50	1:40.54	2:16.41
3	2	Sekido,Naomi	JPN	32.65	1:07.67	1:43.16	2:18.52
4	3	Moore,Audrey	AUS	32.39	1:07.66	1:43.70	2:20.12
5	6	VanDerLans,Brigitte	HOL	31.67	1:06.81	1:43.15	2:20.63
6	7	Sunouchi,Nozomi	JPN	32.82	1:09.41	1:47.03	2:25.05
7	1	Yan,Hong	CHN	34.30	1:11.77	1:51.03	2:32.33

Women/200 M Backstroke				Femmes/200 m dos			
Heat4/Aug. 04				Eliminatoire 4/04 Aout			
RANK	LANE	NAME	CTRY	50 M	100 M	150 M	200 M
RANG	COUL						
1	5	White, Amy	USA	32.54	1:07.25	1:41.35	2:15.40
2	4	Patrascoiu, Aneta	ROM	32.00	1:06.34	1:40.97	2:16.71
3	3	Read, Katherine	GBR	32.29	1:07.86	1:43.04	2:18.92
4	6	Dahlmann, Sandra	FRG	32.79	1:08.19	1:43.61	2:19.59
5	7	Kraft, Sofia	SWE	32.90	1:08.45	1:43.81	2:19.73
6	2	Copp, Melinda	CAN	32.95	1:08.19	1:44.37	2:21.39
7	1	Choi, Yun-Hee	KOR	32.03	1:07.84	1:45.70	2:23.80
	8	Wong, Kathy	HKG				NP

Women/200 W Backstroke				Femmes/200 m dos			
Summary/Heats/ Aug. 04				Sommaire/ eliminatoires/ 04 Aout			

The first 8 qualify for Final A (1-8)/Les 8 premiers se qualifient pour la Finale A (1-8)
 The next 8 qualify for Final B (9-16)/Les 8 suivants se qualifient pour la Finale B (9-16)

RANK	HEAT	LANE	NAME	CTRY	50 M	100 M	150 M	200 M
RANG	ELIM	COUL						
1	2	4	DeRover, Jolanda	HOL	30.97	1:04.66	1:38.81	2:13.50
2	1	4	Parkes, Georgina	AUS	31.52	1:05.22	1:39.84	2:14.89
3	4	5	White, Amy	USA	32.54	1:07.25	1:41.35	2:15.40
4	2	5	Schlicht, Svenja	FRG	32.33	1:07.03	1:41.39	2:15.69
5	3	5	Trees, Tori	USA	31.23	1:05.41	1:40.70	2:16.23
6	3	4	Bunaciu, Carmen	ROM	31.74	1:05.50	1:40.54	2:16.41
7	4	4	Patrascoiu, Aneta	ROM	32.00	1:06.34	1:40.97	2:16.71
8	2	7	Clark, Camel	NZL	32.07	1:06.37	1:41.39	2:16.78
9	2	6	White, Catherine	GBR	31.94	1:06.82	1:42.32	2:18.02
10	1	5	Van Der Straten, Yolande	BEL	32.80	1:07.47	1:42.76	2:18.49
11	3	2	Sekido, Naomi	JPN	32.65	1:07.67	1:43.16	2:18.52
12	4	3	Read, Katherine	GBR	32.29	1:07.86	1:43.04	2:18.92
13	2	3	Abdo, Reema	CAN	32.34	1:07.82	1:43.19	2:19.05
14	4	6	Dahlmann, Sandra	FRG	32.79	1:08.19	1:43.61	2:19.59
15	4	7	Kraft, Sofia	SWE	32.90	1:08.45	1:43.81	2:19.73
16	3	3	Moore, Audrey	AUS	32.39	1:07.66	1:43.70	2:20.12
17	3	6	Van Der Lans, Brigitte	HOL	31.67	1:06.81	1:43.15	2:20.63
18	1	3	Pauwels, Sabine	BEL	33.31	1:08.27	1:44.27	2:21.36
19	4	2	Copp, Melinda	CAN	32.95	1:08.19	1:44.37	2:21.39
20	2	2	Rivera, Teresa	MEX	32.43	1:08.07	1:45.56	2:22.94
21	4	1	Choi, Yun-Hee	KOR	32.03	1:07.84	1:45.70	2:23.80
22	3	7	Sunouchi, Nozomi	JPN	32.82	1:09.41	1:47.03	2:25.05
23	1	6	Carosi, Manuela	ITA	33.48	1:09.65	1:47.75	2:25.45
24	1	7	Gysiing, Eva	SUI	33.48	1:11.04	1:49.28	2:25.69
25	2	1	Flink, Lotta	HKG	34.32	1:11.20	1:49.47	2:29.00
26	3	1	Yan, Hong	CHN	34.30	1:11.77	1:51.03	2:32.33
27	1	1	Jacob, Christine	PHI	34.74	1:11.77	1:51.43	2:32.91
		4	Wong, Kathy	HKG				NP
		1	Nylund, Lise Lotte	NOR				NP

Women/200 M Backstroke				Femmes/200 m dos			
Final B (9-16)/Aug.04				Finale b (9-16)/04Aout			
RANK	LANE	NAME	CTRY	50 M	100 M	150 M	200 M
RANG	COUL						
1	7	Dahlmann, Sandra	FRG	32.04	1:06.67	1:41.70	2:16.93
2	4	White, Catherine	GBR	32.12	1:06.87	1:42.43	2:17.63
3	6	Read, Katherine	GBR	32.09	1:06.98	1:42.81	2:18.33
4	2	Abdo, Reema	CAN	32.02	1:07.12	1:43.02	2:18.50
5	5	Van Der Straten, Yolande	BEL	33.51	1:07.96	1:43.00	2:18.63
6	3	Sekido, Naomi	JPN	32.60	1:07.52	1:43.25	2:18.87
7	1	Kraft, Sofia	SWE	33.09	1:08.24	1:44.34	2:19.37
8	8	Moore, Audrey	AUS	33.48	1:09.08	1:45.32	2:21.36

Natation

Women/200 M Backstroke				Femmes/200 m dos			
Final A(1-8)/Aug.04				Finale a (1-8)/04Aout			
RANK	LANE	NAME	CTRY	50 M	100 M	150 M	200 M
RANG	COUL						
1	4	De Rover, Jolanda	HOL	30.85	1:04.48	1:38.72	2:12.38
2	3	White, Amy	USA	31.75	1:05.37	1:39.21	2:13.04
3	1	Patrascoiu, Aneta	ROM	31.67	1:04.98	1:39.01	2:13.29
4	5	Parkes, Georgina	AUS	31.78	1:05.48	1:39.92	2:14.37
5	2	Trees, Tori	USA	31.46	1:05.41	1:40.81	2:15.73
6	6	Schlicht, Svenja	FRG	32.14	1:06.90	1:41.67	2:15.93
7	7	Bunaciu, Carmen	ROM	31.88	1:07.02	1:41.28	2:16.15
8	8	Clark, Carmel	NZL	32.19	1:07.14	1:42.29	2:17.89

Race-in-Review: Jolanda De Rover (HOL) was out extremely fast touching ahead of Tori Trees (USA) at the 50-meter mark ahead of Patrascoiu and Amy White (USA). De Rover hung on to win the gold medal with White sneaking past Patrascoiu for second. De Rover's time missed the Olympic record by one second but it established a new national record for Holland. Compte rendu: Jolanda De Rover (HOL) partait très vite; aux 50 mètres, elle touchait devant Tori Trees (USA) et aux 100 mètres devant Aneta Patrascoiu (ROM). Aux 150m. De Rover avait 1/2 longueur d'avance sur Patrascoiu et Amy White (USA). De Rover maintenait son avance pour gagner la médaille d'or tandis que White battait Patrascoiu pour la seconde place. De Rover ratait le record olympique d'une seconde mais établissait cependant un record national pour les Pays-Bas.

Women/100 M Breaststroke				Femmes/100 m brasse	
Heat 1 /Aug. 02				Eliminatoire 1/02 Aout	
RANK	LANE	NAME	CTRY	50 M	100 M
RANG	COUL				
1	4	Caulkins, Tracy	USA	33.67	1:11.99
2	3	Hasse, Ute	FRG	34.24	1:12.17
3	5	Borsholt, Lisa	CAN	33.77	1:12.24
4	6	Bowman, Sandra	GBR	34.91	1:12.92
5	2	Hillenius, Petra	HOL	35.42	1:14.09
6	7	Sihvonen, Maarit	FIN	34.91	1:14.85
7	1	Chow, LaiYee	HKG	36.40	1:17.92

Women/100 M Breaststroke				Femmes/100 m brasse	
Heat2/Aug.02				Eliminatoire 2/02 Aout	
RANK	LANE	NAM	CTRY	50 M	100 M
RANG	COUL				
1	5	Poirot, Catherine	FRA	33.19	1:10.69
2	2	Hill, Jean	GBR	33.69	1:11.37
3	4	Ottenbrite, Anne	CAN	34.35	1:11.81
4	6	Douglas, Dimity	AUS	34.91	1:12.17
5	7	Bruelhan, Patricia	SUI	33.63	1:12.44
6	3	Tagnin, Carlotta	ITA	33.87	1:12.70
7	1	Silva Berrutti, Rosa Mari	URU	36.41	1:17.11

Women/100 M Breaststroke				Femmes/100 m brasse	
Heat3/Aug.02				Eliminatoire3/02Aout	
RANK	LANE	NAME	CTRY	50 M	100 M
RANG	COUL				
1	4	Van Staveren, Petra	HOL	33.06	1:11.18
2	2	Lempereur, Ingrid	BEL	34.63	1:12.08
3	3	Knipping, Angelika	FRG	33.45	1:12.41
4	7	Kellett, Sharon	AUS	33.53	1:13.43
5	6	Boscatto, Alicia Maria	ARG	34.79	1:14.45
6	1	Agustsdottir, Gudrun	ISL	35.99	1:16.70
7	8	Lardizabal, IsabelC.	HON	39.31	1:25.12
	5	Dalla Valle, Manuela	ITA		DQ

Women/100 M Breaststroke				Femmes/100 m brasse	
Heat4/Aug.02				Eliminatoire 4/02 Aout	
RANK	LANE	NAME	CTRY	50 M	100 M
RANG	COUL				
1	3	Hakansson, Eva-Marie	SWE	33.49	1:11.41
2	5	Rapp, Susan	USA	34.28	1:11.63
3	4	Nagasaki, Hiroko	JPN	34.19	1:11.82
4	6	Holmstrom, Anneiie	SWE	33.48	1:12.60
5	2	Liang, Weifen	CHN	34.72	1:14.38
6	7	Iwasaki, Kaori	JPN	35.11	1:14.68
7	1	Guido, Sara	MEX	34.88	1:14.69
8	8	Chow, Helen	MAL	37.54	1:18.99



Women/100 M Breaststroke Summary/Heats/Aug.02

Femmes/100 m brasse Sommaire/eliminatoires/02Aout

The first 8 qualify for Final A (1-8)/Les 8 premiers se qualifient pour la Finale A (1-8) The next 8 qualify for Final B (9-16)/Les 8 suivants se qualifient pour la Finale B (9-16)

Table with columns: RANK, HEAT, LANE, NAME, CTRY, 50 M, 100 M. Lists 29 swimmers with their respective times for 50m and 100m breaststroke.

Women/100 M Breaststroke Final B (9-16)/Aug.02

Femmes/100 m brasse Finale b (9-16)/02Aout

Table with columns: RANK, LANE, NAME, CTRY, 50 M, 100 M. Lists 8 swimmers in the final B heat for 100m breaststroke.

Women/100 M Breaststroke Final A (1-8)/Aug.02

Femmes/100 m brasse Finale a (1-8)/02Aout

Table with columns: RANK, LANE, NAME, CTRY, 50 M, 100 M. Lists 8 swimmers in the final A heat for 100m breaststroke.

Race-in-Review: Petra Van Staveren (HOL) was out in the lead in the first 50 meters touching ahead of Tracy Caulkins (USA). Van Staveren hung on the rest of the race, finishing a half body-length ahead of Anne Ottenbrite (CAN).

Compte rendu: Petra Van Staveren (HOL) prenait la tête et menait aux 50m devant Tracy Caulkins (USA). Van Staveren resistait à tous les assauts, terminant la course avec 1/2 longueur d'avance sur Anne Ottenbrite (CAN).

Women/200 M Breaststroke Heat 1/July 30

Femmes/200 m brasse Eliminatoire 1/30 Juil

Table with columns: RANK, LANE, NAME, CTRY, 50 M, 100 M, 150 M, 200 M. Lists 7 swimmers in the 1st heat for 200m breaststroke.

Women/200 M Breaststroke Heat 2/July 30

Femmes/200 m brasse Eliminatoire 2/30 Juil

Table with columns: RANK, LANE, NAME, CTRY, 50 M, 100 M, 150 M, 200 M. Lists 8 swimmers in the 2nd heat for 200m breaststroke.

Women/200 M Breaststroke Heat 3/July 30

Femmes/200 m brasse Eliminatoire 3/30 Juil

Table with columns: RANK, LANE, NAME, CTRY, 50 M, 100 M, 150 M, 200 M. Lists 8 swimmers in the 3rd heat for 200m breaststroke.

Women/200 M Breaststroke Summary/Heats/July30

Femmes/200 m brasse Sommaire/eliminatoires/30Juil

The first 8 qualify for Final A (1-8)/Les 8 premiers se qualifient pour la Finale A (1-8) The next 8 qualify for Final B (9-16)/Les 8 suivants se qualifient pour la Finale B (9-16)

Table with columns: RANK, HEAT, LANE, NAME, CTRY, 50 M, 100 M, 150 M, 200 M. Lists 23 swimmers in the summary of heats for 200m breaststroke.

Women/200 M Breaststroke Final B(9-16)/July30

Femmes/200 m brasse Finale b(9-16)/30 Juil

Table with columns: RANK, LANE, NAME, CTRY, 50 M, 100 M, 150 M, 200 M. Lists 8 swimmers in the final B heat for 200m breaststroke.

Women/200 M Breaststroke Final A(1-8)/July30

Femmes/200 m brasse Finale a (1-8)/30Juil

Table with columns: RANK, LANE, NAME, CTRY, 50 M, 100 M, 150 M, 200 M. Lists 8 swimmers in the final A heat for 200m breaststroke.

Race-in-Review: Hiroko Nagasaki (JPN), followed closely by Anne Ottenbrite (CAN), took an early lead during the first 50 meters and touched even with Ottenbrite at 100 meters. Ottenbrite moved into first place by a halfbody-length at 150 meters with Nagasaki still in second.

Comptereendu: Hiroko Nagasaki (JPN) touchait la premiere aux 50 metres suivie de pres par Anne Ottenbrite (CAN) et aux 100 metres, elles touchaient ensemble. Ottenbrite prenait la premiere place d'une demi longueur aux 150 metres, Nagasaki etant toujours seconde.

Women/100 M Butterfly Heat 1 /Aug. 02

Femmes/100 m papillon Eliminatoire 1/02 Aout

Table with columns: RANK, LANE, NAME, CTRY, 50 M, 100 M. Lists 6 swimmers in the 1st heat for 100m butterfly.

Swimming

Women/100 M Butterfly Heat2/Aug.02 Femmes/100 m papillon Eliminatoire 2/02 Aout

RANK RANG	LANE COUL	NAME	CTRY	50 M	100 M
1	5	Van Bentum, Conny	HOL	29.01	1:02.01
2	4	Seick, Karin	FRG	29.14	1:02.21
3	3	Eriksson, Agneta	SWE	28.91	1:02.97
4	6	Cramer, Shelly	ISV	30.21	1:04.43
5	2	Wanderer, Brigitte	AUT	30.45	1:05.22
6	7	Parkes, Julie	IRL	30.94	1:06.20
7	1	Slowing-Aceituno, Karen	GUA	32.88	1:10.68

Women/100 M Butterfly Heat3/Aug.02 Femmes/100 m papillon Eliminatoire 3/02 Aout

RANK RANG	LANE COUL	NAME	CTRY	50 M	100 M
1	5	MacPherson, Michelle	CAN	29.20	1:01.57
2	6	Beyermann, Ina	FRG	29.55	1:02.36
3	4	Ise, Takemi	JPN	29.81	1:03.37
4	3	Moore, Marie	CAN	30.20	1:03.84
5	2	Lanzarotti, Roberta	ITA	30.29	1:03.88
6	7	Ghattas, Faten	TUN	31.36	1:05.91
7	1	Hafez, Nevine	EGY	33.22	1:10.45

Women/100 M Butterfly Heat4/Aug.02 Femmes/100 m papillon Eliminatoire 4/02 Aout

RANK RANG	LANE COUL	NAME	CTRY	50 M	100 M
1	4	Meagher, Mary T.	USA	28.04	59.05
2	5	Tibbits, Janet	AUS	28.85	1:01.97
3	3	Fibbens, Nicola	GBR	28.99	1:02.98
4	6	Hausladen, Sonja	AUT	29.80	1:03.20
5	2	Li, Jinlan	CHN	29.73	1:03.97
6	7	Brandes, Karin	PER	31.17	1:05.96
7	1	Morales-Masella, Blanca J	GUA	31.97	1:06.99

Women/100 M Butterfly Heat5/Aug.02 Femmes/100 m papillon Eliminatoire 5/02 Aout

RANK RANG	LANE COUL	NAME	CTRY	50 M	100 M
1	4	Johnson, Jenna	USA	27.97	59.99
2	5	Verstappen, Annemarie	HOL	28.24	1:01.50
3	3	Oserby, Ann	GBR	29.99	1:03.09
4	6	Brook, Carole	SUI	30.13	1:03.99
5	2	Quintarelli, Cristina	ITA	30.65	1:05.35
6	1	Urbina, Maria	MEX	31.37	1:06.65
7	7	Lawaetz, Jodie	ISV	31.16	1:06.82
8	8	Galassi, Daniela	SMR	34.45	1:14.36

Women/100 M Butterfly Summary/Heats/Aug.02 Femmes/100 m papillon Sommaire/eliminatoires/02Aout

The first 8 qualify for Final A (1-8)/Les 8 premiers se qualifient pour la Finale A (1-8)
The next 8 qualify for Final B (9-16)/Les 8 suivants se qualifient pour la Finale B (9-16)

RANK RANG	HEAT	LANE COUL	NAME	CTRY	50 M	100 M
1	4	4	Meagher, Mary T.	USA	28.04	59.05
2	5	4	Johnson, Jenna	USA	27.97	59.99
3	5	5	Verstappen, Annemarie	HOL	28.24	1:01.50
4	3	5	Mac Pherson, Michelle	CAN	29.20	1:01.57
5	4	5	Tibbits, Janet	AUS	28.85	1:01.97
6	2	5	Van Bentum, Conny	HOL	29.01	1:02.01
7	2	4	Seick, Karin	FRG	29.14	1:02.21
8	3	6	Beyermann, Ina	FRG	29.55	1:02.36
9	1	4	Curry, Lisa	AUS	29.20	1:02.47
10	1	5	Takahashi, Kiyomi	JPN	29.88	1:02.79
11	2	3	Eriksson, Agneta	SWE	28.91	1:02.97
12	4	3	Fibbens, Nicola	GBR	28.99	1:02.98
13	5	3	Oserby, Ann	GBR	29.99	1:03.09
14	1	3	Doig, Anna	NZL	29.46	1:03.15
15	4	6	Hausladen, Sonja	AUT	29.80	1:03.20
16	3	4	Ise, Takemi	JPN	29.81	1:03.37
17	1	6	Martensson, Agneta	SWE	29.67	1:03.84
		3	Moore, Marie	CAN	30.20	1:03.84
19	3	2	Lanzarotti, Roberta	ITA	30.29	1:03.88
20	4	2	Li, Jinlan	CHN	29.73	1:03.97
21	5	6	Brook, Carole	SUI	30.13	1:03.99
22	2	6	Cramer, Shelly	ISV	30.21	1:04.43
23	2	2	Wanderer, Brigitte	AUT	30.45	1:05.22
24	5	2	Quintarelli, Cristina	ITA	30.65	1:05.35
25	3	7	Ghattas, Faten	TUN	31.36	1:05.91
26	4	7	Brandes, Karin	PER	31.17	1:05.96
27	2	7	Parkes, Julie	IRL	30.94	1:06.20
28	5	1	Urbina, Maria	MEX	31.37	1:06.65
29	5	7	Lawaetz, Jodie	ISV	31.16	1:06.82
30	4	1	Morales-Masella, Blanca J	GUA	31.97	1:06.99
31	1	7	Wong, Kathy	HKG	31.01	1:07.25
32	3	1	Hafez, Nevine	EGY	33.22	1:10.45
33	2	1	Slowing-Aceituno, Karen	GUA	32.88	1:10.68
34	1	1	Pickering, Sharon	FIJ	33.80	1:11.49
35	5	8	Galassi, Daniela	SMR	34.45	1:14.36
		1	2	Rubinstein, Hadar	ISR	NP

Natation

Women/100 M Butterfly Final B (9-16)/Aug.02 Femmes/100 m papillon Finale b (9-16)/02 Aout

RANK RANG	LANE COUL	NAME	CTRY	50 M	100 M
1	4	Curry, Lisa	AUS	29.06	1:01.25
2	6	Fibbens, Nicola	GBR	28.91	1:01.48
3	5	Takahashi, Kiyomi	JPN	29.90	1:02.55
4	3	Eriksson, Agneta	SWE	29.16	1:02.64
5	2	Oserby, Ann	GBR	30.04	1:02.98
6	8	Ise, Takemi	JPN	30.08	1:03.33
7	1	Hausladen, Sonja	AUT	30.16	1:03.37
8	7	Doig, Anna	NZL	29.48	1:03.65

Women/100 M Butterfly Final A (1-8)/Aug.02 Femmes/100 m papillon Finale (1-8)/02Aout

RANK RANG	LANE COUL	NAME	CTRY	50 M	100 M
1	4	Meagher, Mary T.	USA	28.07	59.26
2	5	Johnson, Jenna	USA	27.47	1:00.19
3	1	Seick, Karin	FRG	28.82	1:01.36
4	3	Verstappen, Annemarie	HOL	28.49	1:01.56
5	6	Mac Pherson, Michelle	CAN	29.43	1:01.58
6	2	Tibbits, Janet	AUS	29.03	1:01.78
7	7	Van Bentum, Conny	HOL	29.26	1:01.94
8	8	Beyermann, Ina	FRG	29.71	1:02.11

Race-in-Review: With a good start, Jenna Johnson (USA) took a slight lead at the beginning of the race and touched a half body-length ahead of the field at 50 meters. Mary T. Meagher (USA) was in second after 50 meters and caught Johnson with 10 meters to go. Johnson held on for the silver medal while Karin Seick (FRG) rallied for third after being fifth after 50 meters.

Compte rendu: Grace à son bon départ, Jenna Johnson (USA) menait légèrement au début de la course et touchait aux 50m avec 1/2 longueur d'avance sur ses concurrentes. Mary T. Meagher (USA) était seconde aux 50m mais dépassait Johnson à 10 mètres de la fin. Johnson tenait bon à la deuxième place tandis que Karin Seick (FRG) remontait de la cinquième à la troisième place pendant les 50 derniers mètres.

Women/200 M Butterfly Heat1/Aug.04 Femmes/200 m papillon Eliminatoire 1/04 Aout

RANK RANG	LANE COUL	NAME	CTRY	50 M	100 M	150 M	200 M
1	6	Purvis, Samantha	GBR	29.79	1:03.49	1:37.97	2:11.97
2	5	Hausladen, Sonja	AUT	30.87	1:04.66	1:38.47	2:13.50
3	3	Lanzarotti, Roberta	ITA	30.79	1:05.01	1:39.58	2:14.53
4	4	Zindler, Petra	FRG	31.11	1:05.32	1:40.26	2:15.20
5	2	Jonson, Gail	NZL	31.97	1:07.64	1:43.76	2:20.55
6	7	Doig, Anna	NZL	31.10	1:06.14	1:43.27	2:20.81
7	1	Parkes, Julie	IRL	32.14	1:07.21	1:43.54	2:20.85

Women/200 M Butterfly Heat2/Aug.04 Femmes/200 m papillon Eliminatoire 2/04 Aout

RANK RANG	LANE COUL	NAME	CTRY	50 M	100 M	150 M	200 M
1	4	Kume, Naoko	JPN	30.63	1:04.36	1:38.90	2:13.31
2	5	Tibbits, Janet	AUS	30.08	1:03.87	1:39.67	2:13.74
3	3	Oserby, Ann	GBR	30.95	1:05.48	1:40.65	2:16.31
4	6	Brook, Carole	SUI	31.50	1:07.10	1:42.68	2:18.66
5	2	Olmi, Monica	ITA	31.48	1:06.71	1:42.82	2:18.72
6	7	Wen, Lisa Ann Ban	TPE	32.17	1:07.69	1:44.12	2:21.10
7	1	Ghattas, Faten	TUN	32.45	1:08.25	1:45.68	2:22.68
	8	Hafez, Nevine	EGY				NP

Women/200 M Butterfly Heat3/Aug.04 Femmes/200 m papillon Eliminatoire 3/04 Aout

RANK RANG	LANE COUL	NAME	CTRY	50 M	100 M	150 M	200 M
1	6	Phillips, Karen	AUS	30.10	1:03.17	1:37.17	2:11.81
2	4	Hogshead, Nancy	USA	29.53	1:03.02	1:37.55	2:12.10
3	3	Takahashi, Kiyomi	JPN	30.61	1:05.16	1:39.62	2:14.37
4	5	Moore, Mane	CAN	31.18	1:05.40	1:39.80	2:14.95
5	2	Bomstad, Katrine	NOR	31.70	1:07.06	1:42.94	2:19.46
6	7	Rubinstein, Hadar	ISR	31.60	1:06.96	1:44.43	2:22.78
7	8	Chang, Hui-Chien	TPE	32.90	1:09.64	1:47.39	2:24.89
8	1	Lawaetz, Jodie	ISV	32.41	1:09.13	1:47.40	2:25.58

Women/200 M Butterfly Heat4/Aug.04 Femmes/200 m papillon Eliminatoire 4/04Aout

RANK RANG	LANE COUL	NAME	CTRY	50 M	100 M	150 M	200 M
1	4	Meagher, Mary T.	USA	29.78	1:03.02	1:37.01	2:11.48
2	5	Beyermann, Ina	FRG	30.19	1:04.23	1:38.87	2:13.26
3	3	Van Bentum, Conny	HOL	30.37	1:04.31	1:38.37	2:13.74
4	6	Horstead, Jill	CAN	30.31	1:04.46	1:39.57	2:14.88
5	2	Wanderer, Brigitte	AUT	31.32	1:07.09	1:43.98	2:21.16
6	7	Cramer, Shelly	ISV	31.81	1:07.77	1:44.38	2:22.39
7	8	Morales-Masella, Blanca J	GUA	33.24	1:10.74	1:48.44	2:25.03
	1	Brandes, Karin	PER				NP



Women/200 M Butterfly
Summary/Heats/Aug.04

Femmes/200 m papillon
Sommaire/eliminatoires/04Aout

The first 8 qualify for Final A (1-8)/Les 8 premiers se qualifient pour la Finale A (1%)
The next 8 qualify for Final B (9-16)/Les 8 suivants se qualifient pour la Finale B (9-16)

Table with columns: RANK, HEAT, LANE, NAME, CTRY, 50 M, 100 M, 150 M, 200 M. Lists swimmers and their times for the 200m butterfly heats.

THE RESULT FOR THE SWIM OFF IS AS FOLLOWS/LE RESULTAT DU BARRAGE SUIT:

Table with columns: NAME, CTRY, 50 M, 100 M, 150 M, 200 M. Shows the results of the swim-off for Van Bentum, Conny and Tibbits, Janet.

Women/200 M Butterfly
Final B (9-16)/Aug.04

Femmes/200 m papillon
Finale b (9-16)/04 Aout

Table with columns: RANK, LANE, NAME, CTRY, 50 M, 100 M, 150 M, 200 M. Lists swimmers and their times for the 200m butterfly final B.

Women/200 M Butterfly
Final A(1-8)/Aug.04

Femmes/200 m papillon
Finale a (1-8)/04 Aout

Table with columns: RANK, LANE, NAME, CTRY, 50 M, 100 M, 150 M, 200 M. Lists swimmers and their times for the 200m butterfly final A.

Race-in-Review: Mary T. Meagher (USA) led from start-to-finish in winning the gold medal and bettering the Olympic record by nearly four seconds. The race for the silver medal began with Nancy Hogshead (USA) leading Karen Phillips (AUS) by 8 half body-length at 50 meters. At 100 meters, Phillips led Hogshead by a similar margin and then Hogshead moved back into second at 150 meters. Down the homestretch Phillips surged back into second to win the silver medal. In the final few meters, Ina Beyermann (FRG) nipped Hogshead for third. Phillips' time was an Australian national record while Beyermann established a new Federal Republic of Germany mark.

Comperendu: Mary T Meagher (USA) menait cette course du debut a la fin et gagnait la medaille d'or en ameliorant le record olympique de pres de quatre secondes. La course pour la medaille d'argent commençait: Nancy Hogshead (USA) menait d'abord aux 50m devant Karen Phillips (AUS) avec une 1/2 longueur d'avance. Aux 100 m, Phillips devançait Hogshead d'une distance semblable et Hogshead revenait ensuite à la deuxième place aux 150 m. Dans la dernière longueur de bassin, Phillips produisait son effort pour revenir à la deuxième place et gagner la médaille d'argent. Dans les derniers mètres, Ina Beyermann (FRG) battait Hogshead pour la troisième place. Le temps de Phillips constituait un record d'Australie tandis que Beyermann établissait un nouveau record pour la République Fédérale d'Allemagne.

Women/200 M Individual Medley
Heat1/Aug.03

Femmes/200 m quatre nages
Eliminatoire1/03Aout

Table with columns: RANK, LANE, NAME, CTRY, 50 M, 100 M, 150 M, 200 M. Lists swimmers and their times for the 200m individual medley heat 1.

Women/200 M Individual Medley
Heat2/Aug.03

Femmes/200 m quatre nages
Eliminatoire2/03Aout

Table with columns: RANK, LANE, NAME, CTRY, 50 M, 100 M, 150 M, 200 M. Lists swimmers and their times for the 200m individual medley heat 2.

Women/200 M Individual Medley
Heat 3/Aug. 03

Femmes/200 m quatre nages
Eliminatoire 3/03 Aout

Table with columns: RANK, LANE, NAME, CTRY, 50 M, 100 M, 150 M, 200 M. Lists swimmers and their times for the 200m individual medley heat 3.

Women/200 M Individual Medley
Heat4/Aug.03

Femmes/200 m quatre nages
Eliminatoire 4/03 Aout

Table with columns: RANK, LANE, NAME, CTRY, 50 M, 100 M, 150 M, 200 M. Lists swimmers and their times for the 200m individual medley heat 4.

Women/200 M Individual Medley
Summary/Heats/Aug.03

Femmes/200 m quatre nages
Sommaire/eliminatoires/03Aout

The first 8 qualify for Final A (1-8)/Les 8 premiers se qualifient pour la Finale A (1%)
The next 8 qualify for Final B (9-16)/Les 8 suivants se qualifient pour la Finale B (9-16)

Table with columns: RANK, HEAT, LANE, NAME, CTRY, 50 M, 100 M, 150 M, 200 M. Lists swimmers and their times for the 200m individual medley summary.

Women/200 M Individual Medley
Final B(9-16)/Aug.03

Femmes/200 m quatre nages
Finale b (9-16)/03 Aout

Table with columns: RANK, LANE, NAME, CTRY, 50 M, 100 M, 150 M, 200 M. Lists swimmers and their times for the 200m individual medley final B.



Women/4X100 M Medley Relay
Heat 2/Aug. 03

Femmes/4x100 m relais quatre nages
Eliminatoire 2/03 Aout

RANK RANG	LANE COUL	CTRY NAME	100 M	TOTAL
1	4	USA Mitchell, Betsy Rapp, Susan Johnson, Jenna Steinseifer, Carrie	1:02.56 2:14.05 3:13.42 4:09.23	4:09.23
2	5	FRG Schlicht, Svenja Hasse, Ute Beyermann, Ina Seick, Karin	1:03.55 2:15.27 3:17.18 4:13.58	4:13.58
3	2	GBR Rose, Beverley Hill, Jean Fibbens, Nicola Croft, June	1:04.81 2:18.04 3:20.07 4:16.83	4:16.83
4	3	JPN Sekido, Naomi Nagasaki, Hiroko Kume, Naoko Yanase, Kaori	1:05.86 2:17.90 3:19.64 4:17.59	4:17.59
	6	AUS Moore, Audrey Douglas, Dimity Curry, Lisa Russel, Angela	1:04.61 2:16.77 3:19.46	DQ
	7	MEX Rivera, Teresa Guido, Sara Urbina, Maria Kohlmann, Patricia	1:06.39 2:21.36 3:28.11	DQ

Women/4X100 M Medley Relay
Summary/Heats/Aug. 03

Femmes/4x100 m relais quatre nages
Sommaire/eliminatoires/03 Aout

The first 8 qualify for the final/Les 8 premiers se qualifient pour la finale

RANK RANG	HEAT ELIM	LANE COUL	CTRY NAME	100 M	TOTAL
				1:02.56	
				2:14.05	
1	2	4	USA Mitchell, Betsy Rapp, Susan Johnson, Jenna Steinseifer, Carrie	3:13.42 4:09.23	4:09.23
				1:03.55	
				2:15.27	
2	2	5	FRG Schlicht, Svenja Hasse, Ute Beyermann, Ina Seick, Karin	3:17.18 4:13.58	4:13.58
				1:04.97	
				2:16.69	
3	1	5	CAN Abdo, Reema Ottenbrite, Anne Mac Pherson, Michelle Rai, Pamela	3:19.00 4:15.70	4:15.70
				1:04.81	
				2:18.04	
4	2	2	GBR Rose, Beverley Hill, Jean Fibbens, Nicola Croft, June	3:20.07 4:16.83	4:16.83
				1:05.86	
				2:17.90	
5	2	3	JPN Sekido, Naomi Nagasaki, Hiroko Kume, Naoko Yanase, Kaori	3:19.64 4:17.59	4:17.59
				1:05.33	
				2:17.54	
5	1	3	SWE Eriksson, Anna-Karin Hakansson, Eva-Marie Eriksson, Agneta Kardum, Maria	3:19.77 4:17.65	4:17.65
				1:05.08	
				2:16.88	
7	1	6	ITA Carosi, Manuela Dalla Valle, Manuela Lanzarotti, Roberta Persi, Silvia	3:20.44 4:17.90	4:17.90
				1:05.80	
				2:18.47	
8	1	2	SUI Gysling, Eva Bruehlhart, Patricia Brook, Carole Armentero, Marie-Th.	3:22.20 4:20.55	4:20.55
				1:09.92	
				2:24.75	
9	1	7	CHN Guo, Huaying Liang, Weifen Li, Jinlian Ding, Jilian	3:28.13 4:27.39	4:27.39
				1:09.78	
				2:29.23	
10	1	1	HKG Flink, Lotta Chow, Lai Yee Wong, Kathy Ng, Fenella	3:35.93 4:38.62	4:38.62
				1:03.73	
				2:14.31	
1	4	HOL	De Rover, Jolanda Van Staveren, Petra Verstappen, Annemarie Reijers, Desi	3:14.92	DQ
				1:04.61	
				2:16.77	
2	6	AUS	Moore, Audrey Douglas, Dimity Curry, Lisa Russel, Angela	3:19.46	DQ
				1:06.39	
				2:21.36	
2	7	MEX	Rivera, Teresa Guido, Sara Urbina, Maria Kohlmann, Patricia	3:28.11	DQ

Women/4X100 M Medley Relay
Final/Aug. 03

Femmes/4x100 m relais quatre nages
Finale/03 Aout

RANK RANG	LANE COUL	CTRY NAME	100 M	TOTAL
1	4	USA Andrews, Theresa Caulkins, Tracy Meagher, Mary T. Hogshead, Nancy	1:04.00 2:15.03 3:13.07 4:08.34	4:08.34
2	5	FRG Schlicht, Svenja Hasse, Ute Beyermann, Ina Seick, Karin	1:03.20 2:14.69 3:15.96 4:11.97	4:11.97
3	3	CAN Abdo, Reema Ottenbrite, Anne Mac Pherson, Michelle Rai, Pamela	1:04.19 2:15.06 3:16.34 4:12.98	4:12.98
4	6	GBR Rose, Beverley Hill, Jean Fibbens, Nicola Croft, June	1:04.14 2:16.14 3:17.97 4:14.05	4:14.05
5	1	ITA Carosi, Manuela Dalla Valle, Manuela Lanzarotti, Roberta Persi, Silvia	1:05.48 2:16.80 3:20.30 4:17.40	4:17.40
6	8	SUI Gysling, Eva Bruehlhart, Patricia Brook, Carole Armentero, Marie-Th.	1:05.61 2:18.20 3:21.27 4:19.02	4:19.02
	2	JPN Sekido, Naomi Nagasaki, Hiroko Kume, Naoko Yanase, Kaori	1:05.67 2:17.76	DQ
	7	SWE Eriksson, Anna-Karin Hakansson, Eva-Marie Eriksson, Agneta Kardum, Maria	1:05.70	DQ

Race-in-Review: Great Britain's Beverley Rose got the best start off the blocks followed closely by Theresa Andrews of the United States. Svenja Schlicht (FRG) swam a strong second half of her leg to put the Federal Republic of Germany in the lead after 100 meters, just ahead of the United States. The lead went back and forth between FRG and USA over the next 100 meters with the FRG leading at the 200-meter mark. However on the third leg, Mary T. Meagher (USA) opened a two body-length lead over FRG while Canada passed Great Britain for third. On the final leg, the United States increased its lead by five meters to win the gold medal over the Federal Republic of Germany and Canada, both of which set national records.
Compte rendu: La Britannique Beverley Rose était la plus rapide au départ, suivie de près par Theresa Andrews (USA). Svenja Schlicht (FRG) effectuait une excellente deuxième partie de ce premier relais et permettait à la République Fédérale d'Allemagne de mener aux 100m, juste devant les Etats-Unis. Durant les 100m suivants, la République Fédérale d'Allemagne et les Etats-Unis prenaient tour à tour la tête, mais c'est l'Allemagne qui menait aux 200m. Toute fois, durant le troisième relais, Mary T. Meagher (USA) prenait une avance de deux longueurs sur la République Fédérale d'Allemagne, tandis que le Canada dépassait la Grande-Bretagne pour la place de troisième. Dans le dernier relais, les Etats-Unis se constituaient un écart de 5 mètres pour gagner la médaille d'or devant la République Fédérale d'Allemagne et le Canada qui établissaient tous deux des records nationaux.

Women/4X100 M Freestyle Relay
Heat 1/July 31

Femmes/4x100 m relais nage libre
Eliminatoire 1/31 Juil

RANK RANG	LANE COUL	CTRY NAME	100 M	TOTAL
1	4	FRG Zscherpe, Iris Schuster, Susanne Pielke, Christiane Seick, Karin	57.04 1:53.64 2:50.44 3:46.49	3:46.49
2	6	AUS Curry, Lisa Russel, Angela Tibbits, Janet Pearson, Michele	57.79 1:54.90 2:53.06 3:49.61	3:49.61
3	5	SWE Kardum, Maria Eriksson, Agneta Hilder, Petra Rundgren, Malin	58.32 1:55.24 2:53.42 3:52.27	3:52.27
4	3	FRA Kamoun, Sophie Amoric, Carole Bensimon, Laurence Tardin, Veronique	58.40 1:56.14 2:54.88 3:52.67	3:52.67
5	2	MEX Kohlmann, Patricia Rivera, Teresa Fuentes, Rosa Huerta, Irma	58.58 1:57.59 2:58.39 3:58.31	3:58.31
6	7	HKG Wong, Kathy Ng, Fenella Flink, Lotta Chow, Lai Yee	1:00.67 2:03.18 3:06.79 4:12.63	4:12.63

Swimming

Natation

Women/4X100 M Freestyle Relay Heat 2/July 31				Femmes/4x100 m relais nage libre Eliminatoire 2/31 Juil	
RANK RANG	LANE COUL	CTRY NAME	100 M	TOTAL	
1	4	USA Torres, Dara Sterkel, Jill Johnson, Jenna Wayte, Mary	56.88 1:52.30 2:47.93 3:43.56	3:43.56	
2	5	HOL Verstappen, Annemarie Voskes, Elles Reijers, Desi Velsen Van, Wilma	56.30 1:53.28 2:50.08 3:47.65	3:47.65	
3	3	CAN Kerr, Jane New, Maureen Mc Arton, Cheryl Klimpel, Carol	57.82 1:55.48 2:52.96 3:50.40	3:50.40	
4	6	GBR Cripps, Annabelle Fibbens, Nicola Gore, Debra Croft, June	58.67 1:55.91 2:54.41 3:51.47	3:51.47	
5	7	ITA Olmi, Monica Persi, Silvia Colombo, Grazia Dalla Valle, Manuela	59.02 1:56.04 2:54.44 3:52.89	3:52.89	
6	2	JPN Sakurai, Junko Nakamori, Chikako Saito, Miki Yanase, Kaori	59.18 1:57.33 2:56.31 3:54.68	3:54.68	

Women/4X100 M Freestyle Relay Summary/Heats/July 31				Femmes/4x100 m relais nage libre Sommaire/éliminatoires/31 Juil	
--	--	--	--	--	--

The first 8 qualify for the final/Les 8 premiers se qualifient pour la finale

RANK RANG	HEAT ELIM	LANE COUL	CTRY NAME	100 M	TOTAL
1	2	4	USA Torres, Dara Sterkel, Jill Johnson, Jenna Wayte, Mary	56.88 1:52.30 2:47.93 3:43.56	3:43.56
2	1	4	FRG Zscherpe, Iris Schuster, Susanne Pielke, Christiane Seick, Karin	57.04 1:53.64 2:50.44 3:46.49	3:46.49
3	2	5	HOL Verstappen, Annemarie Voskes, Elles Reijers, Desi Velsen Van, Wilma	56.30 1:53.28 2:50.08 3:47.65	3:47.65
4	1	6	AUS Curry, Lisa Russel, Angela Tibbits, Janet Pearson, Michele	57.79 1:54.90 2:53.06 3:49.61	3:49.61
5	2	3	CAN Kerr, Jane New, Maureen Mc Arton, Cheryl Klimpel, Carol	57.82 1:55.48 2:52.96 3:50.40	3:50.40
6	2	6	GBR Cripps, Annabelle Fibbens, Nicola Gore, Debra Croft, June	58.67 1:55.91 2:54.41 3:51.47	3:51.47
7	1	5	SWE Kardum, Maria Eriksson, Agneta Hilder, Petra Rundgren, Malin	58.32 1:55.24 2:53.42 3:52.27	3:52.27
8	1	3	FRA Kamoun, Sophie Amoric, Carole Bensimon, Laurence Tardan, Veronique	58.40 1:56.14 2:54.88 3:52.67	3:52.67
9	2	7	ITA Olmi, Monica Persi, Silvia Colombo, Grazia Dalla Valle, Manuela	59.02 1:56.04 2:54.44 3:52.89	3:52.89
10	2	2	JPN Sakura, Junko Nakamori, Chikako Saito, Miki Yanase, Kaori	59.18 1:57.33 2:56.31 3:54.68	3:54.68
11	1	2	MEX Kohlmann, Patricia Rivera, Teresa Fuentes, Rosa Huerta, Irma	58.58 1:57.59 2:58.39 3:58.31	3:58.31
12	1	7	HKG Wong, Kathy Ng, Fenella Flink, Lotta Chow, Lai Yee	1:00.67 2:03.18 3:06.79 4:12.63	4:12.63

Women/4X100 M Freestyle Relay Final/July 31				Femmes/4x100 m relais nage libre Finale/31 Juil	
RANK RANG	LANE COUL	CTRY NAME	100 M	TOTAL	
1	4	USA Johnson, Jenna Steinseifer, Carrie Torres, Dara Hogshead, Nancy	56.46 1:52.33 2:48.25 3:43.43	3:43.43	
2	3	HOL Verstappen, Annemarie Voskes, Elles Reijers, Desi Van Bentum, Conny	55.94 1:52.71 2:48.33 3:44.40	3:44.40	
3	5	FRG Zscherpe, Iris Schuster, Susanne Pielke, Christiane Seick, Karin	57.26 1:53.58 2:49.82 3:45.56	3:45.56	
4	6	AUS Pearson, Michele Russel, Angela Mc Vann, Anna Curry, Lisa	56.51 1:53.48 2:51.74 3:47.79	3:47.79	
5	2	CAN Rai, Pamela Klimpel, Carol Mc Arton, Cheryl Kerr, Jane	57.70 1:55.17 2:52.69 3:49.50	3:49.50	
6	7	GBR Croft, June Fibbens, Nicola Gore, Debra Cripps, Annabelle	57.49 1:54.82 2:52.06 3:50.12	3:50.12	
7	1	SWE Kardum, Maria Eriksson, Agneta Hilder, Petra Furuhed, Karin	57.93 1:55.12 2:53.02 3:51.24	3:51.24	
8	8	FRA Amoric, Carole Kamoun, Sophie Tardin, Veronique Bensimon, Laurence	58.58 1:55.82 2:53.65 3:52.15	3:52.15	

Race-in-Review: Jenna Johnson (USA) took the early lead with Annemarie Verstappen (HOL) right behind her. Verstappen moved close to the lead at 75 meters and touched first ahead of Johnson at the 100-meter mark. Carrie Steinseifer (USA) regained the lead for the United States after 200 meters, slipping past Holland's Elles Voskes. Holland's Desi Reijers put the Dutch back into contention after 300 meters, as she pulled nearly even with Dara Torres (USA). On the anchor leg, Nancy Hogshead (USA) maintained the United States' lead but had a poor turn after her first 50 meters which allowed Conny Van Bentum (HOL) to close the gap. Hogshead, however, pulled away down the stretch to win by a body-length. The United States, Holland, Federal Republic of Germany, Australia and Great Britain all set national records.

Compte rendu: Jenna Johnson (USA) était la plus rapide au départ et devançait Annemarie Verstappen (HOL) de très peu. Celle-ci se rapprochait encore aux 75 mètres et touchait avant Johnson à la fin du premier relais. Carrie Steinseifer (USA) passait la Néerlandaise Elles Voskes et, aux 200 mètres, prenait la tête pour son équipe. Au cours du troisième relais, la Néerlandaise effectuait une telle course que son équipe était alors presque à égalité avec celle des Etats-Unis. Dans le dernier relais, Nancy Hogshead (USA) conservait la tête mais elle effectuait un mauvais virage aux 50m, ce qui permettait à Conny Van Bentum (HOL) de regagner le terrain perdu. Hogshead parvenait toutefois à se détacher durant la dernière longueur de bassin pour gagner d'une longueur. Les équipes des Etats-Unis, des Pays-Bas, de la République Fédérale d'Allemagne et de la Grande-Bretagne établissaient toutes des records nationaux.

Men/100 M Freestyle Heat 1/July 31				Hommes/100 m nage libre Eliminatoire 1/31 Juil	
RANK RANG	LANE COUL	NAME	CTRY	50 M	100 M
1	4	Mestre Sosa, Alberto	VEN	24.55	50.99
2	3	Easter, Paul	GBR	25.39	51.83
3	5	Pilhatsch, Alexander	AUT	24.97	52.25
4	6	Li, Khai Kam	HKG	25.99	53.48
5	2	Oon, Jin-Gee	SIN	25.98	54.17
6	7	Jonsson, Ingi	ISL	26.49	56.31
7	1	Kantari, Rami	LIE	29.36	1:01.96

Men/100 M Freestyle Heat 2/July 31				Hommes/100 m nage libre Eliminatoire 2/31 Juil	
RANK RANG	LANE COUL	NAME	CTRY	50 M	100 M
1	3	Korthals, Dirk	FRG	25.22	51.02
2	4	Volery, Stefan	SUI	24.31	51.24
3	5	Mortensen, Franz	DEN	24.91	52.22
4	6	Sumida, Satoshi	JPN	25.50	53.83
5	7	Wilson, William	PHI	26.35	54.63
6	2	Kroon, Evert Johan	AHO	26.87	55.20
7	1	Sayegh, Percy	LTB	29.43	01.88

Men/100 M Freestyle Heat 3/July 31				Hommes/100 m nage libre Eliminatoire 3/31 Juil	
RANK RANG	LANE COUL	NAME	CTRY	50 M	100 M
1	4	Caron, Stephan	FRA	25.06	51.13
2	3	Ang, Peng-Siong	SIN	24.59	51.66
3	5	Delgado, Cyro	BRA	25.31	51.74
4	6	Portela, Antonio	PUR	25.46	52.47
5	2	Woods, Hilton	AHO	25.23	53.92
6	7	Roskopf, Erik	ISV	26.07	54.80
7	1	Leal-Castillo, Rodrigo	GUA	27.53	56.80



Men/100 M Butterfly
Heat 1/July 30

Table with columns: RANK, LANE, NAME, CTRY, 50 M, 100 M. Results for Heat 1/July 30.

Men/100 M Butterfly
Heat 2/July 30

Table with columns: RANK, LANE, NAME, CTRY, 50 M, 100 M. Results for Heat 2/July 30.

Men/100 M Butterfly
Heat 3/July 30

Table with columns: RANK, LANE, NAME, CTRY, 50 M, 100 M. Results for Heat 3/July 30.

Men/100 M Butterfly
Heat 4/July 30

Table with columns: RANK, LANE, NAME, CTRY, 50 M, 100 M. Results for Heat 4/July 30.

Men/100 M Butterfly
Heat 5/July 30

Table with columns: RANK, LANE, NAME, CTRY, 50 M, 100 M. Results for Heat 5/July 30.

Men/100 M Butterfly
Heat 6/July 30

Table with columns: RANK, LANE, NAME, CTRY, 50 M, 100 M. Results for Heat 6/July 30.

Men/100 M Butterfly
Heat 7/July 30

Table with columns: RANK, LANE, NAME, CTRY, 50 M, 100 M. Results for Heat 7/July 30.

Men/100 M Butterfly
Summary/Heats/July 30

The first 8 qualify for Final A (1-8)/Les 8 premiers se qualifient pour la Finale A (1-8)
The next 8 qualify for Final B (9-16)/Les 8 suivants se qualifient pour la Finale B (9-16)

Table with columns: RANK, HEAT, LANE, NAME, CTRY, 50 M, 100 M. Summary of results for all heats.

Men/100 M Butterfly
Final B (9-16)/July 30

Table with columns: RANK, LANE, NAME, CTRY, 50 M, 100 M. Results for Final B (9-16).

Men/100 M Butterfly
Final A (1-8)/July 30

Table with columns: RANK, LANE, NAME, CTRY, 50 M, 100 M. Results for Final A (1-8).

Race-in-Review: Michael Gross (FRG) took a slight lead off the starting blocks and was narrowly ahead of Pablo Morales (USA) before the turn. However, Morales had a great turn and gained a half body-length on Gross. He kept that lead until 10 meters to go when Gross surged to win the gold medal in a world and Olympic record time. The race turned out to be the fastest 100-meter butterfly in history, as the top six swimmers all set national records. Compte rendu: Michael Gross (FRG) prenait un léger avantage au départ et était suivi de très près par Pablo Morales (USA) avant le virage. Cependant, Morales effectuait un excellent virage qui lui donnait 1/2 longueur d'avance sur Gross. Il conservait cette avance jusqu'à dix mètres de l'arrivée, moment où Gross effectuait une incroyable fin de course pour gagner la médaille d'or dans un temps de record olympique et de record mondial. Cette course constituait en fait le 100m papillon le plus rapide de l'histoire, puisque les six premiers nageurs établissaient tous des records nationaux.



Men/4X100 M Medley Relay
Summary/Heats/Aug. 04

Hommes/4x100 m relais quatre nages
Sommaire/éliminatoires/04 Aout

The first 8 qualify for final/Les 8 premiers se qualifient pour la finale

RANK	HEAT	LANE	CTRY	NAME	100 M	TOTAL
RANG	ELIM	COUL				
1	3	5	AUS	Kerry, Mark Evans, Peter Sieben, Jon Brooks, Neil	57.41 2:00.08 2:54.32 3:43.93	3:43.93
2	3	4	USA	Wilson, David Schroeder, Richard Heath, Michael Jager, Thomas	57.06 1:59.72 2:54.32 3:44.33	3:44.33
3	1	4	CAN	West, Mike Davis, Victor Ponting, Tom Goss, Sandy	58.11 2:00.65 2:54.87 3:46.12	3:46.12
4	3	3	SUI	Ferland, Patrick Dagon, Etienne David, Theophile Halsall, Dano	58.68 2:02.55 2:57.79 3:48.13	3:48.13
5	2	4	FRG	Peter, Stefan Morken, Gerald Behrend, Andreas Schowtka, Alexander	58.43 2:03.92 2:59.15 3:49.75	3:49.75
6	3	8	SWE	Soderlund, Michael Berggren, Peter Baron, Bengt Johansson, Per	58.79 2:04.01 2:58.99 3:49.76	3:49.76
7	3	5	GBR	Harper, Neil Moorhouse, Adrian Jameson, Andrew Lowe, David	59.12 2:04.07 2:58.73 3:49.86	3:49.86
8	3	6	JPN	Suzuki, Daichi Takahashi, Shigehiro Saka, Taihei Sakamoto, Hiroshi	58.31 2:02.36 2:58.02 3:50.14	3:50.14
9	1	1	NZL	Kingsman, Paul Austin, Brett Mosse, Anthony Hurring, Gary	58.73 2:03.56 2:58.49 3:50.56	3:50.56
10	1	5	FRA	Delcourt, Frederic Pata, Thierry Savin, Xavier Caron, Stephan	59.11 2:04.02 3:00.00 3:50.75	3:50.75
11	3	6	CHN	Wang, Hao Jin, Fu Zheng, Jian Mulat	58.87 2:03.61 3:00.39 3:51.71	3:51.71
12	3	1	BRA	Prado, Ricardo Carvalho, Luiz Juca, Marcelo Delgado, Cyro	58.82 2:05.03 3:02.27 3:53.49	3:53.49
13	1	3	VEN	Frigo, Giovanni Henao, Jorge Vidal Castro, Rafael Mestre Sosa, Alberto	59.85 2:08.39 3:03.90 3:55.12	3:55.12
14	1	6	MEX	Vela, Ernesto Morillo, Eduardo Romo, Carlos Estrada, Ramiro	1:01.08 2:07.10 3:04.23 3:56.11	3:56.11
15	3	2	EGY	Nour, Sharif Nadim, Ayman Said, Ahmed Youssef, Mohamed	59.09 2:08.62 3:06.35 3:59.31	3:59.31
16	2	2	SIN	Lim, David F. J. Oon, Jin-Teik Ang, Peng-Siong Oon, Jin-Gee	1:00.59 2:08.84 3:06.67 4:00.07	4:00.07
17	3	1	JAM	Marsh, Allan Phillips, Andrew Marks, Deryck Scarlett, Gordon	1:00.53 2:10.16 3:10.51 4:05.35	4:05.35
18	2	7	ISV	Roskopf, Erik Woolard, Harrell Newkirk, Scott Woolard, Collier	1:03.71 2:17.21 3:19.91 4:16.18	4:16.18
19	1	7	GUI	Degenhart, Ernesto-Jose Marroquin-Lara, Fernando Granados, Roberto Leal-Castillo, Rodrigo	1:05.10 2:15.01 3:18.36 4:16.94	4:16.94
20	1	8	HON	Covelo, Salvador Palma Abraham, David Pino, Juan Jose Torres, Rodolfo	1:08.53 2:21.09 3:23.71 4:22.72	4:22.72
	2	3	ITA	Falchini, Paolo Minervini, Gianni Rampazzo, Fabrizio Guarducci, Marcello	58.93 2:02.71 2:58.51	DQ
	1	2	TUR			NP
	2	8	LIB			NP
	3	7	HKG			NP

Men/4X100 M Medley Relay
Final/Aug. 04

Hommes/4x100 m relais quatre nages
Finale/04 Aout

RANK	LANE	CTRY	NAME	100 M	TOTAL
RANG	COUL				
1	5	USA	Carey, Richard Lundquist, Steve Morales, Pedro Pablo Gaines, Ambrose	55.41 1:57.27 2:50.14 3:39.30	3:39.30
2	3	CAN	West, Mike Davis, Victor Ponting, Tom Goss, Sandy	56.61 1:58.94 2:52.95 3:43.23	3:43.23
3	4	AUS	Kerry, Mark Evans, Peter Buchanan, Glenn Stockwell, Mark	57.12 1:59.41 2:54.09 3:43.25	3:43.25
4	2	FRG	Peter, Stefan Morken, Gerald Gross, Michael Korthals, Dirk	58.21 2:01.76 2:54.57 3:44.26	3:44.26
5	7	SWE	Baron, Bengt Berggren, Peter Leidstrom, Thomas Johansson, Per	57.16 2:02.16 2:57.14 3:47.13	3:47.13
6	1	GBR	Harper, Neil Moorhouse, Adrian Jameson, Andrew Burrell, Richard	58.37 2:01.98 2:56.08 3:47.39	3:47.39
7	6	SUI	Ferland, Patrick Dagon, Etienne David, Theophile Halsall, Dano	58.64 2:02.34 2:57.68 3:47.93	3:47.93
8		JPN	Suzuki, Daichi Takahashi, Shigehiro Saka, Taihei Sakamoto, Hiroshi	57.70 2:01.40 2:56.75	DQ

Race-in-Review: Richard Carey (USA) immediately took the lead but Bengt Baron (SWE) was close behind at the turn. Carey finished fast setting an Olympic record for the 100-meter backstroke. Steve Lundquist (USA) increased Carey's lead as Canada (Victor Davis) and Australia (Peter Evans) began to battle for second. Pablo Morales (USA) stretched the United States' margin to two body-lengths, swimming the fastest 100-meter butterfly split (49.16) ever. Ambrose Gaines (USA) anchored the United States to world and Olympic records while Canada's Sandy Goss out-touched Australia's Mark Stockwell for the silver medal. Every team entered, with the exception of Sweden, set national records.
Compte rendu: Richard Carey (USA) prenait immédiatement la tête mais Bengt Baron (SWE) était très près de lui au virage. Carey finissait très vite, établissant un record olympique du 100m dos. Steve Lundquist (USA) accroissait l'avance de Carey, tandis que le Canada avec Victor Davis et l'Australie avec Peter Evans commençaient leur bataille pour la deuxième place. Pablo Morales (USA) accroissait l'avance des Etats-Unis à deux bonnes longueurs, nageant le plus rapide 100m papillon jamais nagé en 49 secondes, 16/100. Ambrose Gaines (USA) assurait la victoire américaine dans un temps de record mondial et olympique, tandis que Sandy Goss (CAN) battait de justesse l'Australien Mark Stockwell pour la médaille d'argent. Toutes les équipes participant à cette finale, à l'exception de celle de la Suède, établissaient des records nationaux.

Men/4X100 M Freestyle Relay
Heat 1/Aug. 02

Hommes/4x100 m relais nage libre
Éliminatoire 1/02 Aout

RANK	LANE	CTRY	NAME	100 M	TOTAL
RANG	COUL				
1	4	FRG	Korthals, Dirk Schowtka, Alexander Klapkarek, Nicolai Schmidt, Andreas	51.31 1:42.21 2:33.48 3:24.69	3:24.69
2	5	SUI	Halsall, Dano Voley, Stefan Jacot, Thierry Birrer, Roger	51.68 1:41.92 2:34.25 3:26.61	3:26.61
3	3	VEN	Mestre Sosa, Alberto Urmana, Alberto Jose Vidal Castro, Rafael Francois Carezis, Jean Ma	51.18 1:44.31 2:37.46 3:30.24	3:30.24
4	6	CHN	Mulat Feng, Dawei Chen, Qin Shen, Jianqiang	52.21 1:45.02 2:38.33 3:30.82	3:30.82
5	2	MEX	Medina, Jose Estrada, Ramiro Sanchez, Cesar Romo, Carlos	54.12 1:46.51 2:40.56 3:33.86	3:33.86
6	1	JAM	Phillips, Andrew Marks, Deryck Marsh, Allan Scarlett, Gordon	52.97 1:47.41 2:40.38 3:34.87	3:34.87
7	7	ISV	Roskopf, Erik Farlow, Brian Woolard, Collier Newkirk, Scott	55.40 1:53.17 2:48.93 3:43.49	3:43.49

Swimming

Natation

Men/4X100 M Freestyle Relay					Hommes/4x100 m relais nage libre	
Heat 2/Aug. 02					Eliminatoire 2/02 Aout	
RANK	LANE	CTRY	NAME	100 M	TOTAL	
RANG	COUL					
1	4	SWE	Milton, Richard Soderlund, Michael Orn, Mikael Johansson, Per	51.80 1:42.78 2:33.67 3:23.86	3:23.86	🏆🏆
2	5	FRA	Caron, Stephan Neuville, Laurent Bataille, Dominique Lesaffre, Bruno	50.83 1:41.67 2:33.44 3:24.68	3:24.68	
3	1	BRA	Delgado, Cyro Fernandes, Jorge Luiz Madruca, Djan Menezes, Ronald	52.10 1:43.49 2:35.93 3:27.33	3:27.33	
4	3	HOL	Schlingemann, Edsard Drost, Peter Drost, Frank Kroes, Hans	51.94 1:44.63 2:36.22 3:27.60	3:27.60	
5	2	JPN	Sakamoto, Hiroshi Ogata, Shigeo Saka, Taihei Sumida, Satoshi	52.31 1:44.53 2:37.38 3:30.45	3:30.45	
6	6	PUR	Canales, Fernando Figueroa, Miguel Portela, Antonio Gandarillas, Rafael	51.90 1:45.53 2:37.45 3:30.66	3:30.66	
7	8	HON	Covelo, Salvador Pino, Juan Jose Palma Abraham, David Torres, Rodolfo	58.20 1:58.12 2:56.78 3:55.87	3:55.87	
	7	EGY	Youssef, Mohamed Nour, Sharif Eid, Ahmed Said, Ahmed	53.23 1:48.59	DQ	

Men/4X100 M Freestyle Relay					Hommes/4x100 m relais nage libre	
Heat 3/Aug. 02					Eliminatoire 3/02 Aout	
RANK	LANE	CTRY	NAME	100 M	TOTAL	
RANG	COUL					
1	5	AUS	Brooks, Neil Fasala, Gregory Delany, Michael Stockwell, Mark	50.36 1:40.71 2:30.74 3:19.94	3:19.94	🏆🏆
2	4	USA	Biondi, Matthew Cavanaugh, Christopher Jager, Thomas Leamy, Robin	50.50 1:40.44 2:30.33 3:20.14	3:20.14	
3	6	GBR	Lowe, David Lee, Roland Easter, Paul Burrell, Richard	51.51 1:42.88 2:33.91 3:24.59	3:24.59	
4	8	ITA	Guarducci, Marcello Franceschi, Raffaele Savino, Metello Colombo, Marco	51.49 1:43.00 2:34.00 3:25.37	3:25.37	
5	3	CAN	Goss, Sandy Baumann, Alex Hicken, Blair Mady, Levente	51.82 1:42.96 2:34.19 3:25.94	3:25.94	
6	2	SIN	Ang, Peng-Siong Oon, Jin-Teik Lim, David F. J. Oon, Jin-Gee	51.18 1:45.71 2:40.41 3:34.63	3:34.63	
7	7	TUR	Ozun, Sadri Kemal Ozun, Sabri Ihsan Nakkas, Ahmet Attaroglu, Gokhan Ali	53.50 1:47.44 2:42.03 3:36.54	3:36.54	
8	1	GUA	Leal-Castillo, Rodrigo Marroquin-Lara, Fernando Granados, Roberto Degenhart, Ernesto-Jose	58.39 1:56.72 2:55.28 3:52.18	3:52.18	

Men/4X100 M Freestyle Relay					Hommes/4x100 m relais nage libre	
Summary/Heats/Aug. 02					Sommaire/eliminatoires/02 Aout	

The first 8 qualify for final/Les 8 premiers se qualifient pour la finale

RANK	HEAT	LANE	CTRY	NAME	100 M	TOTAL
RANG	ELIM	COUL				
1	3	5	AUS	Brooks, Neil Fasala, Gregory Delany, Michael Stockwell, Mark	50.36 1:40.71 2:30.74 3:19.94	3:19.94 🏆🏆
2	3	4	USA	Biondi, Matthew Cavanaugh, Christopher Jager, Thomas Leamy, Robin	50.50 1:40.44 2:30.33 3:20.14	3:20.14

RANK	HEAT	LANE	CTRY	NAME	100 M	TOTAL
RANG	ELIM	COUL				
3	2	4	SWE	Milton, Richard Soderlund, Michael Orn, Mikael Johansson, Per	51.80 1:42.78 2:33.67 3:23.86	3:23.86
4	3	6	GBR	Lowe, David Lee, Roland Easter, Paul Burrell, Richard	51.51 1:42.88 2:33.91 3:24.59	3:24.59
5	2	5	FRA	Caron, Stephan Neuville, Laurent Bataille, Dominique Lesaffre, Bruno	50.83 1:41.67 2:33.44 3:24.68	3:24.68
6	1	4	FRG	Korthals, Dirk Schowtka, Alexander Klapkarek, Nicolai Schmidt, Andreas	51.31 1:42.21 2:33.48 3:24.69	3:24.69
7	3	8	ITA	Guarducci, Marcello Franceschi, Raffaele Savino, Metello Colombo, Marco	51.49 1:43.00 2:34.00 3:25.37	3:25.37
8	3	3	CAN	Goss, Sandy Baumann, Alex Hicken, Blair Mady, Levente	51.82 1:42.96 2:34.19 3:25.94	3:25.94
9	1	5	SUI	Hallsall, Dano Volery, Stefan Jacot, Thierry Birrer, Roger	51.68 1:41.92 2:34.25 3:26.61	3:26.61
10	2	1	BRA	Delgado, Cyro Fernandes, Jorge Luiz Madruca, Djan Menezes, Ronald	52.10 1:43.49 2:35.93 3:27.33	3:27.33
11	2	3	HOL	Schlingemann, Edsard Drost, Peter Drost, Frank Kroes, Hans	51.94 1:44.63 2:36.22 3:27.60	3:27.60
12	1	3	VEN	Mestre Sosa, Alberto Umana, Alberto Jose Vidal Castro, Rafael Francois Carezis, Jean Ma	51.18 1:44.31 2:37.46 3:30.24	3:30.24
13	2	2	JPN	Sakamoto, Hiroshi Ogata, Shigeo Saka, Taihei Sumida, Satoshi	52.31 1:44.53 2:37.38 3:30.45	3:30.45
14	2	6	PUR	Canales, Fernando Figueroa, Miguel Portela, Antonio Gandarillas, Rafael	51.90 1:45.53 2:37.45 3:30.66	3:30.66
15	1	6	CHN	Mulat Feng, Dawei Chen, Qin Shen, Jianqiang	52.21 1:45.02 2:38.33 3:30.82	3:30.82
16	1	2	MEX	Medina, Jose Estrada, Ramiro Sanchez, Cesar Romo, Carlos	54.12 1:46.51 2:40.56 3:33.86	3:33.86
17	3	2	SIN	Ang, Peng-Siong Oon, Jin-Teik Lim, David F. J. Oon, Jin-Gee	51.18 1:45.71 2:40.41 3:34.63	3:34.63
18	1	1	JAM	Phillips, Andrew Marks, Deryck Marsh, Allan Scarlett, Gordon	52.97 1:47.41 2:40.38 3:34.87	3:34.87
19	3	7	TUR	Ozun, Sadri Kemal Ozun, Sabri Ihsan Nakkas, Ahmet Attaroglu, Gokhan Ali	53.50 1:47.44 2:42.03 3:36.54	3:36.54
20	1	7	ISV	Roskopf, Erik Farlow, Brian Woolard, Collier Newkirk, Scott	55.40 1:53.17 2:48.93 3:43.49	3:43.49
21	3	1	GUA	Leal-Castillo, Rodrigo Marroquin-Lara, Fernando Granados, Roberto Degenhart, Ernesto-Jose	58.39 1:56.72 2:55.28 3:52.18	3:52.18
22	2	8	HON	Covelo, Salvador Pino, Juan Jose Palma Abraham, David Torres, Rodolfo	58.20 1:58.12 2:56.78 3:55.87	3:55.87
	2	7	EGY	Youssef, Mohamed Nour, Sharif Eid, Ahmed Said, Ahmed	53.23 1:48.59	DQ


**Men/4X100 M Freestyle Relay
Final/Aug. 02**
**Hommes/4x100 m relais nage libre
Finale/02 Aout**

RANK RANG	LANE COUL	CTRY NAME	100 M	TOTAL
1	5	USA Cavanaugh, Christopher Heath, Michael Biondi, Matthew Gaines, Ambrose	50.83 1:40.43 2:30.10 3:19.03	3:19.03
2	4	AUS Fasala, Gregory Brooks, Neil Delany, Michael Stockwell, Mark	51.00 1:40.36 2:30.62 3:19.68	3:22.69
3	3	SWE Leidstrom, Thomas Baron, Bengt Orn, Mikael Johansson, Per	51.29 1:42.12 2:33.40 3:22.69	3:22.98
4	7	FRG Korthals, Dirk Schmidt, Andreas Schowtka, Alexander Gross, Michael	51.11 1:42.59 2:33.50 3:22.98	3:23.61
5	6	GBR Lowe, David Lee, Roland Easter, Paul Burrell, Richard	51.38 1:42.55 2:33.37 3:23.61	3:24.63
5	2	FRA Caron, Stephan Neuville, Laurent Bataille, Dominique Lesaffre, Bruno	51.03 1:42.41 2:33.58 3:24.63	3:24.70
7	8	CAN Churchill, David Hicken, Blair Baumann, Alex Goss, Sandy	51.73 1:42.86 2:34.14 3:24.70	3:24.97
3	1	ITA Guarducci, Marcello Colombo, Marco Savino, Metello Rampazzo, Fabrizio	51.53 1:42.74 2:34.28 3:24.97	

Race-in-Review: Gregory Fasala (AUS) took the early lead at 50 meters but Chris Cavanaugh (USA) blasted the second 50 meters to touch first after the initial leg. Michael Heath (USA) was passed by Neil Brooks (AUS) on the second leg, but Matthew Biondi (USA) regained the United States' lead with his third leg effort. Ambrose Gaines (USA) continued to push the pace as the United States won the gold medal in world and Olympic record time. All eight teams in the race set national records.
Compte rendu: Gregory Fasala (AUS) menait aux 50m et Christopher Cavanaugh (USA) accomplissait une incroyable seconde partie de relais pour toucher le premier aux 100m. Michael Heath (USA) était dépassé par Neil Brooks (AUS) durant le deuxième relais, mais Matthew Biondi (USA) permettait, grâce à son effort, aux Etats-Unis de reprendre la tête. Ambrose Gaines (USA) accélérail encore le rythme tandis que les Etats-Unis gagnaient la médaille d'or dans un temps de record olympique et mondial. Les huit équipes inscrites à cette finale établissaient toutes des records nationaux.

**Men/4X200 M Freestyle Relay
Heat 1/July 30**
**Hommes/4x200 m relais nage libre
Eliminatoire 1/30 Juil**

RANK RANG	LANE COUL	CTRY NAME	100 M	200 M	TOTAL
1	4	USA Gaberino, Geoffrey Larson, David Hayes, Lawrence Bruce Saeger, Richard	53.08 2:42.42 4:34.25 6:22.56	1:49.80 3:39.98 5:30.02 7:18.87	7:18.87
2	3	GBR Cochran, Neil Easter, Paul Howe, Paul Astbury, Andrew	55.12 2:46.47 4:38.02 6:29.41	1:52.91 3:43.54 5:35.56 7:26.83	7:26.83
3	6	FRA Andraca, Pierre Bataille, Dominique Pou, Michel Caron, Stephan	55.61 2:47.45 4:40.11 6:30.95	1:53.13 3:44.55 5:37.29 7:27.40	7:27.40
4	5	SWE Soderlund, Michael Wermer, Tommy Orn, Mikael Holmertz, Anders	53.99 2:46.24 4:38.88 6:30.85	1:51.95 3:44.23 5:37.24 7:28.60	7:28.60
5	2	HOL Kroes, Hans Drost, Peter Schlingemann, Edsard Drost, Frank	54.76 2:46.81 4:39.38 6:31.80	1:53.09 3:46.25 5:38.19 7:29.14	7:29.14
6	1	BRA Delgado, Cyro Juca, Marcelo Madruca, Djan Fernandes, Jorge Luiz	55.04 2:47.69 4:39.77 6:32.48	1:52.49 3:45.57 5:38.08 7:30.41	7:30.41
	7	JPN Saka, Taihei Sakamoto, Hiroshi Okuno, Keisuke Ogata, Shigeo	55.80	1:54.79	DQ

**Men/4X100 M Freestyle Relay
Heat 2/July 30**
**Hommes/4x200 m relais nage libre
Eliminatoire 2/30 Juil**

RANK RANG	LANE COUL	CTRY NAME	100 M	200 M	TOTAL
1	4	FRG Henkel, Rainer Korthals, Dirk Schowtka, Alexander Fahrner, Thomas	55.15 2:47.18 4:37.47 6:27.70	1:52.94 3:43.31 5:34.13 7:25.29	7:25.29
2	3	AUS Lemberg, Justin Mc Keon, Ronald Stachewicz, Thomas Brewer, Graeme	55.79 2:46.68 4:38.18 6:29.33	1:52.65 3:43.69 5:36.30 7:26.93	7:26.93

RANK RANG	LANE COLA.	CTRY NAME	100 M	200 M	TOTAL
3	2	CAN Goss, Sandy Clement, Benoit Kelly, Wayne Szmidt, Peter	55.18 2:46.88 4:39.13 6:31.78	1:52.15 3:44.66 5:36.74 7:28.31	7:28.31
4	6	VEN Francois Carezis, Jean Ma Umana, Alberto Jose Vidal Castro, Rafael Mestre Sosa, Alberto	55.62 2:49.76 4:43.89 6:33.69	1:53.75 3:49.41 5:41.32 7:31.79	7:31.79
5	7	ESP Escalas, Juan Enrique Escalas, Rafael Vallejo, Juan Carlos Lopez-Zubero, David	55.65 2:48.14 4:41.56 6:32.95	1:52.76 3:47.23 5:38.82 7:32.21	7:32.21
6	1	TUR Attaroglu, Gokhan Ali Ozun, Sadri Kemal Nakkas, Ahmet Ozun, Sabri Ihsan	55.98 2:53.39 4:53.81 6:54.34	1:56.01 3:56.94 5:56.39 7:59.36	7:59.36
	5	ITA Colombo, Marco Guarducci, Marcello Rampazzo, Fabrizio Dell'Uomo, Marco	55.29	1:53.38	DQ

**Men/4X200 M Freestyle Relay
Summary/Heats/July 30**
**Hommes/4x200 m relais nage libre
Sommaire/eliminatoires/30 Juil**

The first 8 qualify for final/Les 8 premiers se qualifient pour la finale

RANK RANG	HEAT	LANE COUL	CTRY NAME	100 M	200 M	TOTAL
1	1	4	USA Gaberino, Geoffrey Larson, David Hayes, Lawrence Bruce Saeger, Richard	53.08 2:42.42 4:34.25 6:22.56	1:49.80 3:39.98 5:30.02 7:18.87	7:18.87
2	2	4	FRG Henkel, Rainer Korthals, Dirk Schowtka, Alexander Fahrner, Thomas	55.15 2:47.18 4:37.47 6:27.70	1:52.94 3:43.31 5:34.13 7:25.29	7:25.29
3	1	3	GBR Cochran, Neil Easter, Paul Howe, Paul Astbury, Andrew	55.12 2:46.47 4:38.02 6:29.41	1:52.91 3:43.54 5:35.56 7:26.83	7:26.83
4	2	3	AUS Lemberg, Justin Mc Keon, Ronald Stachewicz, Thomas Brewer, Graeme	55.79 2:46.68 4:38.18 6:29.33	1:52.65 3:43.69 5:36.30 7:26.93	7:26.93
5	1	6	FRA Andraca, Pierre Bataille, Dominique Pou, Michel Caron, Stephan	55.61 2:47.45 4:40.11 6:30.95	1:53.13 3:44.55 5:37.29 7:27.40	7:27.40
6	2	2	CAN Goss, Sandy Clement, Benoit Kelly, Wayne Szmidt, Peter	55.18 2:46.88 4:39.13 6:31.78	1:52.15 3:44.66 5:36.74 7:28.31	7:28.31
7	1	5	SWE Soderlund, Michael Wermer, Tommy Orn, Mikael Holmertz, Anders	53.99 2:46.24 4:38.88 6:30.85	1:51.95 3:44.23 5:37.24 7:28.60	7:28.60
8	1	2	HOL Kroes, Hans Drost, Peter Schlingemann, Edsard Drost, Frank	54.76 2:46.81 4:39.38 6:31.80	1:53.09 3:46.25 5:38.19 7:29.14	7:29.14
9	1	1	BRA Delgado, Cyro Juca, Marcelo Madruca, Djan Fernandes, Jorge Luiz	55.04 2:47.69 4:39.77 6:32.48	1:52.49 3:45.57 5:38.08 7:30.41	7:30.41
0	2	6	VEN Francois Carezis, Jean Ma Umana, Alberto Jose Vidal Castro, Rafael Mestre Sosa, Alberto	55.62 2:49.76 4:43.89 6:33.69	1:53.75 3:49.41 5:41.32 7:31.79	7:31.79
1	2	7	ESP Escalas, Juan Enrique Escalas, Rafael Vallejo, Juan Carlos Lopez-Zubero, David	55.65 2:48.14 4:41.56 6:32.95	1:52.76 3:47.23 5:38.82 7:32.21	7:32.21
2	2	1	TUR Attaroglu, Gokhan Ali Ozun, Sadri Kemal Nakkas, Ahmet Ozun, Sabri Ihsan	55.98 2:53.39 4:53.81 6:54.34	1:56.01 3:56.94 5:56.39 7:59.36	7:59.36
	1	7	JPN Saka, Taihei Sakamoto, Hiroshi Okuno, Keisuke Ogata, Shigeo	55.80	1:54.79	DQ
	2	5	ITA Colombo, Marco Guarducci, Marcello Rampazzo, Fabrizio Dell'Uomo, Marco	55.29	1:53.38	DQ

Swimming

Men / Platform Diving Final Dive: 10 / Aug. 12

Hommes / haut-vol Finale Plongeon: 10 / 12 Aout

ORDER	NAME	CTRY	DIVE NO	COEF.	TOTAL
NO PL.					
1	Rourke, Mark	CAN	51520	2.7	
2	Bedard, David	CAN	51360	2.9	
3	Foley, Stephen	AUS	52350	2.8	
4	Doerr, Dieter	FRG	51360	2.9	
5	Zavala, Miguel Angel	MEX	0107C	2.7	
6	Vegard, Jon Grunde	NOR	0405B	2.8	
7	Snode, Christopher	GBR	51360	2.9	
8	Killat, Albin	FRG	51360	2.9	
9	Kimball, Bruce	USA	0205B	2.9	
10	Tong, Hui	CHN	51360	2.9	
11	Li, Kongzheng	CHN	5337D	3.3	
12	Louganis, Gregory	USA	0307C	3.4	

Men / Platform Diving Final / Aug. 12

Hommes / plongeon haut-vol Finale / 12 Aout

RANK	NAME	CTRY	TOTAL
RANG			
1	Louganis, Gregory	USA	710.91
2	Kimball, Bruce	USA	643.50
3	Li, Kongzheng	CHN	638.28
4	Tong, Hui	CHN	604.77
5	Killat, Albin	FRG	551.97
6	Doerr, Dieter	FRG	536.07
7	Snode, Christopher	GBR	524.40
8	Bedard, David	CAN	518.13
9	Foley, Stephen	AUS	479.43
10	Zavala, Miguel Angel	MEX	476.82
11	Vegard, Jon Grunde	NOR	449.55
12	Rourke, Mark	CAN	434.13

Synchronized Swimming Solo Preliminary / Aug. 10

Nage synchronisee Solo - eliminatoires / 10 Aout

The first 8 qualify for the final/Les 8 premieres se qualifient pour la finale

ORDER	NAME	CTRY	FIGURES	ROUTINE	TOTAL
1	Ruiz, Tracie	USA	99.467	98.2	197.667
2	Waldo, Carolyn	CAN	96.700	97.8	194.500
3	Motoyoshi, Miwako	JPN	90.250	95.6	185.850
4	Engelen, Marijke	HOL	89.232	91.8	181.032
5	Holmyard, Caroline	GBR	87.400	93.0	180.400
6	Hanisch, Gudrun	FRG	87.817	92.4	180.217
7	Hermine, Muriel	FRA	87.334	92.2	179.534
8	Singer, Karin	SUI	87.183	90.8	177.983
9	Amicarella, Ana	VEN	85.100	88.6	173.700
10	Worisch, Alexandra	AUT	84.383	89.0	173.383
11	Sinson, Chemene	BAR	79.584	87.6	167.184
12	Burridge, Donella	AUS	79.883	86.4	166.283
13	Carvalho, Paula	BRA	79.900	85.8	165.700
14	Terenzi, Antonella	ITA	78.833	86.2	165.033
15	Semeels, Patricia	BEL	75.066	85.6	160.666
16	Mokbel, Dahlia	EGY	73.367	82.4	155.767
17	Costa, Rosa	ESP	69.083	80.8	149.883

Synchronized Swimming Solo-Final / Aug. 12

Nage synchronisee Solo-finale / 12 Aout

ORDER	NAME	CTRY	FIGURES	ROUTINE	FINAL SCORE
1	Ruiz, Tracie	USA	99.467	99.000	198.467
2	Waldo, Carolyn	CAN	96.700	98.600	195.300
3	Motoyoshi, Miwako	JPN	90.250	96.800	187.050
4	Engelen, Marijke	HOL	89.232	93.400	182.632
5	Hanisch, Gudrun	FRG	87.817	94.200	182.017
6	Holmyard, Caroline	GBR	87.400	94.600	182.000
7	Hermine, Muriel	FRA	87.334	93.200	180.534
8	Singer, Karin	SUI	87.183	91.200	178.383

Natation

Synchronized Swimming Duet-Preliminary / Aug. 06

Nage synchronisee Duo - eliminatoires / 06 Aout

The first 8 qualify for the final/Les 8 premieres se qualifient pour la finale

ORDER	NAME	CTRY	FIGURES	ROUTINE	TOTAL
1	Costie, Candy Ruiz, Tracie	USA USA	96.584	98.400	194.984
2	Hambrook, Sharon Kryczka, Kelly	CAN CAN	96.034	97.800	193.834
3	Kimura, Saeko Motoyoshi, Miwako	JPN JPN	90.992	96.800	187.792
4	Holmyard, Caroline Wilson, Carolyn	GBR GBR	89.650	92.600	182.250
5	Boss, Edith Ginger, Karin	SUI SUI	87.109	91.400	178.509
6	Eijken, Catrien Engelen, Marijke	HOL HOL	87.058	91.000	178.058
7	Besson, Pascale Hermine, Muriel	FRA FRA	85.909	90.400	176.309
8	Novelo, Claudia Ramirez, Pilar	MEX MEX	85.209	90.200	175.409
9	Hanisch, Gudrun Scheller, Gerlind	FRG FRG	84.567	89.800	174.367
10	Edinger, Eva-Maria Worisch, Alexandra	AUT AUT	82.767	88.600	171.367
11	Carvalho, Paula Carvalho, Tessa	BRA BRA	82.092	84.200	166.292
12	Sadleir, Katie Sadleir, Lynette	NZL NZL	79.442	85.200	164.642
13	Burridge, Donella Steanes, Lisa	AUS AUS	79.192	85.400	164.592
14	Carias, Ximena Solis, Maribel	DOM DOM	77.817	80.200	158.017
15	Overfeldt, Katia Semeels, Patricia	BEL BEL	75.366	81.200	156.566
16	Antich, Monica Tarres, Anna	ESP ESP	73.551	80.600	154.151
17	Mokbel, Dahlia Youssef, Sahar	EGY EGY	70.266	80.600	150.866
18	Croes, Esther Hovertsz, Nicole	AHO AHO	65.484	76.400	141.884

Synchronized Swimming Duet - Final / Aug. 09

Nage synchronisee Duo - finale / 09 Aout

ORDER	NAME	CTRY	FIGURES	ROUTINE	FINAL SCORE
1	Costie, Candy Ruiz, Tracie	USA USA	96.584	99.000	195.584
2	Hambrook, Sharon Kryczka, Kelly	CAN CAN	96.034	98.200	194.234
3	Kimura, Saeko Motoyoshi, Miwako	JPN JPN	90.992	97.000	187.992
4	Holmyard, Caroline Wilson, Carolyn	GBR GBR	89.650	94.400	184.050
5	Boss, Edith Singer, Karin	SUI SUI	87.109	93.000	180.109
6	Eijken, Catrien Engelen, Marijke	HOL HOL	87.058	92.000	179.058
7	Besson, Pascale Hermine, Muriel	FRA FRA	85.909	90.800	176.709
8	Novelo, Claudia Ramirez, Pilar	MEX MEX	85.209	91.200	176.409



Water-Polo / Initial Round
Group A Match 01 / Aug. 01

Water-polo / premier tour
Groupe a match 01 / 01 Aout

YUG 13-CAN 4

NAME	GOALS BUTS	NAME	GOALS BUTS
CAN		YUG	
Zayonc, Rick	0	Krivokapic, Milorad	0
Juhasz, Alexander	1	Lusic, Deni	2
Gross, George	0	Petrovic, Zoran	0
Huet, Sylvain	0	Vuletic, Bozo	2
Anderson, John	0	Djuho, Veselin	2
Pottier, Paul	0	Roje, Zoran	1
De-Schamps, Simon	0	Bebic, Milivoj	3
Collyer, Brian	0	Bukic, Perica	0
Meyer, Bill	1	Sukno, Goran	2
Bol, Rene	2	Paskvalin, Tomislav	1
Vantol, Gordon	0	Milanovic, Igor	0
Brown, Geoff	0	Andric, Dragan	0
Dion, Dominique	0	Popovic, Andrija	0

COACH / ENTRAINEUR: RUDIC YUG
CSEPREGI CAN
REFEREES / ARBITRES: DONNICI ESP
VUSZEK NUN

Water-Polo / Initial Round
Group C Match 05 / Aug. 01

Water-polo / premier tour
Groupe c match 05 / 01 Aout

ITA 15-JPN 5

NAME	GOALS BUTS	NAME	GOALS BUTS
JPN		ITA	
Fujita, Etsuji	0	Gandolfi, Roberto	0
Saito, Yoshifumi	1	Misaggi, Alfio	1
Fujimori, Koshi	0	Pisano, Andrea	0
Kai, Shingo	0	Stearo, Antonello	3
Taima, Narihito	1	Fiorillo, Mario	3
Houki, Daisuke	0	De Magistris, Gianni	2
Fukumoto, Toshio	0	Galli, Marco	0
Miyahara, Toshiyuki	0	D'Altrui, Marco	1
Nagata, Hisayoshi	1	Baldinetti, Marco	2
Wakayoshi, Koji	1	D'Angelo, Vincenzo	0
Saito, Hisaharu	1	Collina, Romeo	1
Yamasaki, Shinji	0	Postiglione, Stefano	2
Oura, Asami	0	Panerai, Umberto	0

COACH / ENTRAINEUR: KIYOHARA JPN
DENNERLEIN ITA
REFEREES / ARBITRES: FRADY USA
KLISUVIC YUG

Water-Polo / Initial Round
Group A Match 02 / Aug. 01

Water-polo / premier tour
Groupe a match 02 / 01 Aout

HOL 10-CHN 8

NAME	GOALS BUTS	NAME	GOALS BUTS
CHN		HOL	
Deng, Jun	0	Misdorp, Ruud	
Wang, Xiaotian	3	Landeweerd, Nico	1
Bong, Weigang	0	Noordegraaf, Eric	1
Li, Jianming	0	Van Es, Ed	1
Huang, Ying	2	Buunk, Tony	2
Cai, Tianxiong	0	Nieuwenhuizen, Dick	0
Qu, Baowei	0	Van Belkum, Stan	4
Zhao, Bilong	1	Van Mil, Aad	0
Chen, Zhixiong	0	Aantjes, Johan	0
Cai, Shengliu	0	Heiden, Anton	0
Pan, Shenghua	0	Pielstroom, Remco	1
Huang, Long	2	Van Noort, Roald	0
Guan, Shishi	0	De Bie, Woulie	0

COACH / ENTRAINEUR: POCSIK HOL
PENS CHN
REFEREES / ARBITRES: MARTINEZ CUB
HERMSTAD USA

Water-Polo / Initial Round
Group C Match 06 / Aug. 01

Water-polo / premier tour
Groupe c match 06 / 01 Aout

FRG 10-AUS 6

NAME	GOALS RUTS	NAME	GOALS RUTS
AUS		FRG	
Turner, Michael	0	Rohle, Peter	0
Pengelle, Richard	0	Loebb, Thomas	1
Bryant, Robert	0	Otto, Frank	3
Montgomery, Peter	0	Hoppe, Rainer	0
Sherwell, Russell	0	Fernandez, Armando	1
Kerr, Andrew	0	Huber, Thomas	0
Mayers, Raymond	1	Schroder, Jurgen	0
Turner, Charles	1	Osselmann, Rainer	1
Callaghan, Martin	1	Stamm, Hagen	4
Wybrow, Christopher	2	Freund, Roland	0
Basser, Russell	1	Theismann, Dirk	0
Muspratt, Julian	0	Chalmovsky, Santiago	0
Townsend, Glenn	0	Obschemikat, Werner	0

COACH / ENTRAINEUR: FIROIU FRG
HOAD AUS
REFEREES / ARBITRES: KLARIC YUG
TSANTAS GRE

Water-Polo / Initial Round
Group B Match 03 / Aug. 01

Water-polo / premier tour
Groupe b match 03 / 01 Aout

ESP 19-BRA 12

NAME	GOALS BUTS	NAME	GOALS RUTS
BRA		ESP	
Borelli, Roberto	0	Ribera, Leandro	0
Chaves, Orlando	0	Morillo, Jose	0
Abreu, Paulo	2	Fernandez, Felix	0
Carvalho, Carlos	1	Canal, Alberto	3
Manfredi, Silvio	2	Estiarte, Manuel	9
Santos, Solon	2	Robert, Pedro	1
Tonieto, Ricardo	0	Aguilar, Rafael	1
Borges, Eric Tebbe	3	Signes, Jorge	1
Souto, Mario	2	Aguilar, Antonio	0
Lotufo, Mario Sergio	0	Carmona, Jorge	3
Carsalade, Fernando	0	Bans, Jorge	0
Silva, Helio	0	Neira, Jorge	1
Campos, Andre	0	Moya, Mariano	0

COACH / ENTRAINEUR: CARVALHO BRA
PUJOL ESP
REFEREES / ARBITRES: BOOKEMANN HOL
GUNELL CAN

Water-Polo / Initial Round
Group B Match 07 / Aug. 02

Water-polo / premier tour
Groupe b match 07 / 02 Aout

ESP 12-GRE 9

NAME	GOALS BUTS	NAME	GOALS BUTS
GRE		ESP	
Vossos, Ioannis	0	Ribera, Leandro	0
Capralos, Spyros	0	Morillo, Jose	1
Stathakis, Sotirios	2	Fernandez, Felix	0
Gounas, Andreas	0	Canal, Alberto	3
Giannopoulos, Kiriakos	0	Estiarte, Manuel	6
Kefalogiannis, Aristidis	1	Robert, Pedro	1
Papanastasiou, Anastasios	0	Aguilar, Rafael	1
Seletopoulos, Dimitrios	2	Signes, Jorge	0
Aronis, Antonios	1	Aguilar, Antonio	0
Sitarenios, Markellos	3	Carmona, Jorge	0
Mavrotas, George	0	Sans, Jorge	0
Moudatsios, Xenofon	0	Neira, Jorge	0
Giannopoulos, Stavros	0	Moya, Mariano	0

COACH / ENTRAINEUR: PUJOL ESP
ZOGRAPHOS GRE
REFEREES / ARBITRES: WHITEHOUSE AUS
SCEUERMANN FRG

Water-Polo / Initial Round
Group B Match 04 / Aug. 01

Water-polo / premier tour
Groupe b match 04 / 01 Aout

USA 12-GRE 5

NAME	GOALS BUTS	NAME	GOALS BUTS
USA		GRE	
Wilson, Craig	0	Vossos, Ioannis	0
Robertson, Kevin	2	Capralos, Spyros	1
Figueroa, Gary	2	Stathakis, Sotirios	2
Campbell, Peter	0	Gounas, Andreas	0
Burke, Douglas	0	Giannopoulos, Kiriakos	0
Vargas, Joseph	3	Kefalogiannis, Aristidis	0
Svendsen, Jon	1	Papanastasiou, Anastasios	0
Siman, John	0	Seletopoulos, Dimitrios	1
MC Donald, Andrew	0	Aronis, Antonios	1
Schroeder, Terry	2	Sitarenios, Markellos	0
Campbell, Jody	2	Mavrotas, George	0
Shaw, Timothy	0	Moudatsios, Xenofon	0
Dorst, Christopher	0	Giannopoulos, Stavros	0

COACH / ENTRAINEUR: NITZKOWSKI USA
ZOGRAPHOS GRE
REFEREES / ARBITRES: HANTAL TUR
VILLAFRANCO MEX

Water-Polo / Initial Round
Group B Match 06 / Aug. 02

Water-polo / premier tour
Groupe b match 06 / 02 Aout

USA 10-BRA 4

NAME	GOALS BUTS	NAME	GOALS BUTS
USA		BRA	
Wilson, Craig	0	Borelli, Roberto	0
Robertson, Kevin	3	Chaves, Orlando	1
Figueroa, Gary	3	Abreu, Paulo	0
Campbell, Peter	0	Carvalho, Carlos	1
Burke, Douglas	0	Manfredi, Silvio	0
Vargas, Joseph	0	Santos, Solon	1
Svendsen, Jon	0	Tonieto, Ricardo	0
Siman, John	1	Borges, Eric Tebbe	0
MC Donald, Andrew	0	Souto, Mario	1
Schroeder, Terry	2	Lotufo, Mario Sergio	0
Campbell, Jody	1	Carsalade, Fernando	0
Shaw, Timothy	0	Silva, Helio	0
Dorst, Christopher	0	Campos, Andre	0

COACH / ENTRAINEUR: CARVALHO BRA
NITZKOWSKI USA
REFEREES / ARBITRES: VAN DORP HOL
BOOKELMAN HOL

Swimming

Water-Polo / Initial Round Group C Match 09 / Aug. 02

AUS 8-ITA 8

NAME	GOALS BUTS	NAME	GOALS BUTS
AUS		ITA	
Turner, Michael	0	Gandolfi, Roberto	0
Pengelly, Richard	3	Misaggi, Alfio	1
Bryant, Robert	0	Pisano, Andrea	0
Montgomery, Peter	0	Stearo, Antonello	0
Sherwell, Russell	0	Fiorillo, Mario	1
Kerr, Andrew	0	De Magistris, Gianni	0
Mayers, Raymond	0	Galli, Marco	0
Turner, Charles	0	D'Altrui, Marco	1
Callaghan, Martin	0	Baldinetti, Marco	2
Wybrow, Christopher	2	D'Angelo, Vincenzo	0
Basser, Russell	3	Collina, Romeo	0
Muspratt, Julian	0	Postiglione, Stefano	3
Townsend, Glenn	0	Panerai, Umberto	0

COACH / ENTRAINEUR: DENNERLEIN ITA
HOAD AUS
REFEREES / ARBITRES: ASENCIO ESP
PANAGAKOS GRE

Water-Polo / Initial Round Group C Match 10 / Aug. 02

FRG 15-JPN 8

NAME	GOALS RUTS	NAME	GOALS BUTS
JPN		FRG	
Fujita, Etsuji	0	Rohle, Peter	0
Saito, Yoshifumi	1	Loebb, Thomas	1
Fujimori, Koshi	0	Otto, Frank	4
Kai, Shingo	0	Hoppe, Rainer	1
Taima, Narihito	2	Fernandez, Armando	0
Houki, Daisuke	0	Huber, Thomas	0
Fukumoto, Toshio	2	Schroder, Jurgen	1
Miyahara, Toshiyuki	0	Osselmann, Rainer	1
Nagata, Hisayoshi	0	Stamm, Hagen	4
Wakayoshi, Koji	1	Freund, Roland	2
Saito, Hisaharu	2	Theismann, Dirk	0
Yamasaki, Shinji	0	Chalmovsky, Santiago	0
Oura, Asami	0	Obschernikat, Werner	1

COACH / ENTRAINEUR: KIYOHARA JPN
FIROIURA FRG
REFEREES / ARBITRES: FUCHS BEL
HERMSTAD USA

Water-Polo / Initial Round Group A Match 11 / Aug. 02

YUG 12-CHN 7

NAME	GOALS BUTS	NAME	GOALS BUTS
CHN		YUG	
Deng, Jun	0	Krivokapic, Milorad	0
Wang, Xiaotian	0	Lusic, Deni	1
Bong, Weigang	0	Petrovic, Zoran	0
Li, Jianming	0	Vuletic, Bozo	0
Huang, Ying	1	Djuho, Veselin	2
Cai, Tianxiong	0	Roje, Zoran	1
Qu, Baowei	1	Bebic, Milivoj	2
Zhao, Bilong	2	Bukic, Perica	0
Chen, Zhixiong	0	Sukno, Goran	0
Cai, Shengliu	1	Paskvalin, Tomislav	3
Pan, Shenghua	0	Milanovic, Igor	2
Huang, Long	2	Andric, Dragan	1
Guan, Shishi	0	Popovic, Andrija	0

COACH / ENTRAINEUR: RUDIC YUG
PENG CHN
REFEREES / ARBITRES: PIZZORNO ITA
BLAN FRG

Water-Polo / Initial Round Group A Match 12 / Aug. 02

HOL 10-CAN 9

NAME	GOALS BUTS	NAME	GOALS RUTS
HOL		CAN	
Misdorp, Ruud	0	Zayonc, Rick	0
Landeweerd, Nico	3	Juhasz, Alexander	0
Noordegraaf, Eric	0	Gross, George	0
Van Es, Ed	3	Huet, Sylvain	0
Buunk, Tony	1	Anderson, John	2
Nieuwenhuizen, Dick	1	Pottier, Paul	2
Van Belkum, Stan	0	De-Schamps, Simon	1
Van Mil, Aad	0	Collyer, Brian	0
Aantjes, Johan	0	Meyer, Bill	0
Heiden, Anton	0	Bol, Rene	2
Pielstroom, Remco	2	Vantol, Gordon	1
Van Noort, Roald	0	Brown, Geoff	0
De Bie, Woulie	0	Dion, Dominique	1

COACH / ENTRAINEUR: POCSIK HOL
CSEPREGI CAN
REFEREES / ARBITRES: DESTEFANO ITA
PAPAZIAN FRA

Natation

Water-Polo / Initial Round Group C Match 13 / Aug. 03

AUS 15-JPN 2

NAME	GOALS RUTS	NAME	GOALS BUTS
JPN		AUS	
Fujita, Etsuji	0	Turner, Michael	0
Saito, Yoshifumi	0	Pengelly, Richard	2
Fujimori, Koshi	0	Bryant, Robert	1
Kai, Shingo	0	Montgomery, Peter	0
Taima, Narihito	1	Sherwell, Russell	0
Houki, Daisuke	0	Kerr, Andrew	1
Fukumoto, Toshio	1	Mayers, Raymond	0
Miyahara, Toshiyuki	0	Turner, Charles	5
Nagata, Hisayoshi	0	Callaghan, Martin	0
Wakayoshi, Koji	0	Wybrow, Christopher	3
Saito, Hisaharu	0	Basser, Russell	2
Yamasaki, Shinji	0	Muspratt, Julian	1
Oura, Asami	0	Townsend, Glenn	0

COACH / ENTRAINEUR: KIYOHARA JPN
HOAD AUS
REFEREES / ARBITRES: KLARIC YUG
VAN DORP HOL

Water-Polo / Initial Round Group C Match 14 / Aug. 03

FRG 10-ITA 4

NAME	GOALS BUTS	NAME	GOALS BUTS
ITA		FRG	
Gandolfi, Roberto	0	Rohle, Peter	0
Misaggi, Alfio	0	Loebb, Thomas	4
Pisano, Andrea	0	Otto, Frank	2
Stearo, Antonello	0	Hoppe, Rainer	0
Fiorillo, Mario	1	Fernandez, Armando	1
De Magistris, Gianni	0	Huber, Thomas	0
Galli, Marco	1	Schroder, Jurgen	0
D'Altrui, Marco	1	Osselmann, Rainer	0
Baldinetti, Marco	0	Stamm, Hagen	2
D'Angelo, Vincenzo	1	Freund, Roland	1
Collina, Romeo	0	Theismann, Dirk	0
Postiglione, Stefano	0	Chalmovsky, Santiago	0
Panerai, Umberto	0	Obschernikat, Werner	0

COACH / ENTRAINEUR: FIROIU FRG
DENNERLEIN ITA
REFEREES / ARBITRES: VUSZEK HUN
KLISOVIC YUG

Water-Polo / Initial Round Group A Match 15 / Aug. 03

CHN 6-CAN 5

NAME	GOALS BUTS	NAME	GOALS BUTS
CAN		CHN	
Zayonc, Rick	0	Deng, Jun	0
Juhasz, Alexander	0	Wang, Xiaotian	2
Gross, George	2	Song, Weigang	0
Huet, Sylvain	0	Li, Jianming	1
Anderson, John	0	Huang, Ying	0
Pottier, Paul	1	Cai, Tianxiong	0
De-Schamps, Simon	1	Qu, Baowei	1
Collyer, Brian	0	Zhao, Bilong	1
Meyer, Bill	0	Chen, Zhixiong	0
Bol, Rene	1	Cai, Shengliu	1
Vantol, Gordon	0	Pan, Shenghua	0
Brown, Geoff	0	Huang, Long	0
Dion, Dominique	0	Guan, Shishi	0

COACH / ENTRAINEUR: PENG CHN
CSEPREGI CAN
REFEREES / ARBITRES: BLAN FRG
PAPAZIAN FRA

Water-Polo / Initial Round Group A Match 16 / Aug. 03

YUG 9-HOL 5

NAME	GOALS BUTS	NAME	GOALS BUTS
HOL		YUG	
Misdorp, Ruud	0	Krivokapic, Milorad	0
Landeweerd, Nico	1	Lusic, Deni	0
Noordegraaf, Eric	1	Petrovic, Zoran	0
Van Es, Ed	0	Vuletic, Bozo	2
Buunk, Tony	0	Djuho, Veselin	0
Nieuwenhuizen, Dick	0	Roje, Zoran	2
Van Belkum, Stan	1	Bebic, Milivoj	2
Van Mil, Aad	0	Bukic, Perica	0
Aantjes, Johan	0	Sukno, Goran	0
Heiden, Anton	0	Paskvalin, Tomislav	2
Pielstroom, Remco	2	Milanovic, Igor	0
Van Noort, Roald	0	Andric, Dragan	1
De Bie, Woulie	0	Popovic, Andrija	0

COACH / ENTRAINEUR: POCSIK HOL
RUDIC YUG
REFEREES / ARBITRES: FRADY USA
MARTINEZ CUB

**Water-Polo / Initial Round
Group B Match 17 / Aug. 03****Water-polo / premier tour
Groupe b match 17 / 03 Aout**

GRE 9-BRA 9

NAME	GOALS BUTS	NAME	GOALS BUTS
GRE		BRA	
Vossos, Ioannis	0	Borelli, Roberto	0
Capralos, Spyros	0	Chaves, Orlando	0
Stathakis, Sotirios	1	Abreu, Paulo	2
Gounas, Andreas	0	Carvalho, Carlos	0
Giannopoulos, Kiriakos	1	Manfredi, Silvio	0
Kefalogiannis, Aristidis	0	Santos, Solon	0
Papanastasiou, Anastasios	0	Tonieto, Ricardo	0
Seletopoulos, Dimitrios	4	Borges, Eric Tebbe	2
Aronis, Antonios	2	Souto, Mario	5
Sitarenios, Markellos	0	Lotufo, Mario Sergio	0
Mavrotas, George	0	Carsalade, Fernando	0
Moudatsios, Xenofon	1	Silva, Helio	0
Giannopoulos, Stavros	0	Campos, Andre	0

COACH / ENTRAINEUR: ZOGRAPHOS GRE
CARVALHO BRA
REFEREES / ARBITRES: FUCHS BEL
HANTAL TUR

**Water-Polo / Initial Round
Group B Match 16 / Aug. 03****Water-polo / premier tour
Groupe b match 18 / 03 Aout**

USA 10-ESP 8

NAME	GOALS BUTS	NAME	GOALS BUTS
USA		ESP	
Wilson, Craig	0	Ribera, Leandro	0
Robertson, Kevin	3	Morillo, Jose	1
Figuerola, Gary	0	Fernandez, Felix	0
Campbell, Peter	1	Canal, Alberto	1
Burke, Douglas	2	Estiarte, Manuel	4
Vargas, Joseph	0	Robert, Pedro	1
Svendsen, Jon	0	Aguilar, Rafael	0
Siman, John	0	Signes, Jorge	0
MC Donald, Andrew	1	Aguilar, Antonio	1
Schroeder, Terry	0	Carmona, Jorge	0
Campbell, Jody	2	Sans, Jorge	0
Shaw, Timothy	1	Neira, Jorge	0
Dorst, Christopher	0	Moya, Mariano	0

COACH / ENTRAINEUR: NITZKOWSKI USA
PUJOL ESP
REFEREES / ARBITRES: DE STEFANO ITA
PIZZORNO ITA

**Water-Polo / Final Round
Group D Match 19 / Aug. 06****Water-polo / tour final
Groupe d match 19 / 06 Aout**

YUG 9-AUS 6

NAME	GOALS BUTS	NAME	GOALS BUTS
YUG		AUS	
Krivokapic, Milorad	0	Townsend, Glenn	0
Lusic, Deni	0	Pengellej, Richard	0
Petrovic, Zoran	0	Bryant, Robert	0
Vuletic, Bozo	1	Montgomery, Peter	0
Djuho, Veselin	1	Sherwell, Russell	0
Roje, Zoran	0	Kerr, Andrew	2
Bebic, Milivoj	2	Mayers, Raymond	1
Bukic, Perica	0	Turner, Charles	1
Sukno, Goran	1	Callaghan, Martin	0
Paskvalin, Tomislav	0	Wybrow, Christopher	2
Milanovic, Igor	2	Basser, Russell	0
Andric, Dragan	2	Muspratt, Julian	0
Popovic, Andrija	0	Turner, Michael	0

COACH / ENTRAINEUR: RUDIC YUG
HOAD AUS
REFEREES / ARBITRES: DE STEFANO ITA
PANAGAKOS GRE

**Water-Polo / Final Round
Group E Match 20 / Aug. 06****Water-polo / tour final
Groupe e match 20 / 06 Aout**

CHN 10-JPN 4

NAME	GOALS BUTS	NAME	GOALS BUTS
CHN		JPN	
Deng, Jun	0	Fujita, Etsuji	0
Wang, Xiaotian	4	Saito, Yoshifumi	0
Song, Weigang	0	Fujimori, Koshi	1
Li, Jianming	2	Kai, Shingo	0
Huang, Ying	1	Taima, Narihito	1
Cai, Tianxiong	0	Houki, Daisuke	1
Qu, Baowei	1	Fukumoto, Toshio	0
Zhao, Bilong	1	Miyahara, Toshiyuki	0
Chen, Zhixiong	0	Nagata, Hisayoshi	0
Cai, Shengliu	0	Wakayoshi, Koji	1
Pan, Shenghua	0	Saito, Hisaharu	0
Huang, Long	1	Yamasaki, Shinji	0
Guan, Shishi	0	Oura, Asami	0

COACH / ENTRAINEUR: PENG CHN
KIYOHARA JPN
REFEREES / ARBITRES: DONNICI ESP
SCHEURMANN FRG

**Water-Polo / Final Round
Group D Match 21 / Aug. 06****Water-polo / tour final
Groupe d match 21 / 06 Aout**

USA 8-HOL 7

NAME	GOALS BUTS	NAME	GOALS BUTS
USA		HOL	
Wilson, Craig	0	Misdorp, Ruud	0
Robertson, Kevin	0	Landeweerd, Nico	0
Figuerola, Gary	1	Noordegraaf, Eric	1
Campbell, Peter	0	Van Es, Ed	0
Burke, Douglas	0	Buunk, Tony	5
Vargas, Joseph	0	Nieuwenhuizen, Dick	0
Svendsen, Jon	0	Van Belkum, Stan	0
Siman, John	1	Van Mil, Aad	0
Mc Donald, Andrew	2	Aantjes, Johan	0
Schroeder, Terry	3	Heiden, Anton	1
Campbell, Jody	1	Pielstroom, Remco	0
Shaw, Timothy	0	Van Noort, Roald	0
Dorst, Christopher	0	De Bie, Woulie	0

COACH / ENTRAINEUR: NITZKOWSKI USA
POCSIK HOL
REFEREES / ARBITRES: HANTAL TUR
TSANTAS GRE

**Water-Polo / Final Round
Group E Match 22 / Aug. 06****Water-polo / tour final
Groupe e match 22 / 06 Aout**

GRE 11-CAN 8

NAME	GOALS BUTS	NAME	GOALS BUTS
CAN		GRE	
Zayonc, Rick	0	Vossos, Ioannis	0
Juhasz, Alexander	0	Capralos, Spyros	0
Gross, George	1	Stathakis, Sotirios	3
Huet, Sylvain	1	Gounas, Andreas	1
Anderson, John	2	Giannopoulos, Kiriakos	2
Pottier, Paul	0	Kefalogiannis, Aristidis	0
De-Schamps, Simon	1	Papanastasiou, Anastasios	0
Collyer, Brian	0	Seletopoulos, Dimitrios	1
Meyer, Bill	1	Aronis, Antonios	3
Bol, Rene	0	Sitarenios, Markellos	1
Vantol, Gordon	2	Mavrotas, George	0
Brown, Geoff	0	Moudatsios, Xenofon	0
Dion, Dominique	0	Giannopoulos, Stavros	0

COACH / ENTRAINEUR: CSEPREGI CAN
ZOGRAPHOS GRE
REFEREES / ARBITRES: ASENSIO ESP
WHITEHOUSE AUS

**Water-Polo / Final Round
Group E Match 23 / Aug. 06****Water-polo / tour final
Groupe e match 23 / 06 Aout**

ITA 13-BRA 4

NAME	GOALS BUTS	NAME	GOALS BUTS
ITA		BRA	
Gandolfi, Roberto	0	Borelli, Roberto	0
Misaggi, Alfio	1	Chaves, Orlando	0
Pisano, Andrea	1	Abreu, Paulo	1
Steardo, Antonello	1	Carvalho, Carlos	0
Fiorillo, Mario	3	Manfredi, Silvio	0
De Magistris, Gianni	1	Santos, Solon	1
Galli, Marco	2	Tonieto, Ricardo	0
D'Altrui, Marco	0	Borges, Eric Tebbe	2
Baldinetti, Marco	1	Souto, Mario	0
D'Angelo, Vincenzo	3	Lotufo, Mario Sergio	0
Collina, Romeo	0	Carsalade, Fernando	0
Postiglione, Stefano	0	Silva, Helio	0
Panerai, Umberto	0	Campos, Andre	0

COACH / ENTRAINEUR: CARVALHO BRA
DENNERLEIN ITA
REFEREES / ARBITRES: MARTINEZ CUB
VILLAFRANCO MEX

**Water-Polo / Final Round
Group D Match 24 / Aug. 06****Water-polo / tour final
Groupe d match 24 / 06 Aout**

ESP 8-FRG 8

NAME	GOALS BUTS	NAME	GOALS BUTS
ESP		FRG	
Ribera, Leandro	0	Rohle, Peter	0
Morillo, Jose	0	Loebb, Thomas	0
Fernandez, Felix	0	Otto, Frank	3
Canal, Alberto	3	Hoppe, Rainer	0
Estiarte, Manuel	4	Fernandez, Armando	1
Robert, Pedro	0	Huber, Thomas	0
Aguilar, Rafael	0	Schroder, Jurgen	0
Signes, Jorge	0	Osselmann, Rainer	0
Aguilar, Antonio	1	Stamm, Hagen	2
Carmona, Jorge	0	Freund, Roland	0
Sans, Jorge	0	Theismann, Dirk	0
Neira, Jorge	0	Chalmovsky, Santiago	0
Moya, Mariano	0	Obschernikat, Werner	2

COACH / ENTRAINEUR: PUJOL ESP
FIROIU FRG
REFEREES / ARBITRES: PAPAIZIAN FRA
GUNELL CAN

Swimming

Water-Polo / Final Round Group D Match 25 / Aug. 07

USA 12-AUS 7

NAME	GOALS BUTS	NAME	GOALS BUTS
AUS			
Turner, Michael	0	Wilson, Craig	0
Pengelley, Richard	0	Robertson, Kevin	3
Bryant, Robert	0	Figueroa, Gary	1
Montgomery, Peter	0	Campbell, Peter	2
Sherwell, Russell	0	Burke, Douglas	0
Kerr, Andrew	1	Vargas, Joseph	0
Mayers, Raymond	0	Svendsen, Jon	0
Turner, Charles	3	Siman, John	0
Callaghan, Martin	0	Mc Donald, Andrew	0
Wybrow, Christopher	3	Schroeder, Terry	3
Basser, Russell	0	Campbell, Jody	3
Muspratt, Julian	0	Shaw, Timothy	0
Townsend, Glenn	0	Dorst, Christopher	0
COACH / ENTRAINEUR: HOAD AUS NITZKOWSKI USA REFEREES / ARBITRES: TSANTAS GRE PAPAZIAN FRA			

Water-Polo / Final Round Group E Match 26 / Aug. 07

GRE 14-JPN 7

NAME	GOALS BUTS	NAME	GOALS BUTS
JPN			
Fujita, Etsuji	0	Vossos, Ioannis	0
Saito, Yoshifumi	0	Capralos, Spyros	1
Fujimori, Koshi	0	Stathakis, Sotirios	1
Kai, Shingo	0	Gounas, Andreas	1
Taima, Narihito	4	Giannopoulos, Kiriakos	2
Houki, Daisuke	2	Kefalogiannis, Aristidis	3
Fukumoto, Toshio	1	Papanastasiou, Anastasios	1
Miyahara, Toshiyuki	0	Seletopoulos, Dimitrios	1
Nagata, Hisayoshi	0	Aronis, Antonios	2
Wakayoshi, Koji	0	Sitarenios, Markellos	2
Saito, Hisaharu	0	Mavrotas, George	0
Yamasaki, Shinji	0	Moudatsios, Xenofon	0
Oura, Asami	0	Giannopoulos, Stavros	0
COACH / ENTRAINEUR: KIYOHARA JPN ZOGRAPHOS GRE REFEREES / ARBITRES: VAN DORP HOL BOOKELMAN HOL			

Water-Polo / Final Round Group D Match 27 / Aug. 07

YUG 10-FRG 9

NAME	GOALS BUTS	NAME	GOALS BUTS
YUG			
Krivokapic, Milorad	0	Rohle, Peter	0
Lusic, Deni	1	Loebb, Thomas	3
Petrovic, Zoran	0	Otto, Frank	1
Vuletic, Bozo	0	Hoppe, Rainer	0
Djuho, Veselin	2	Fernandez, Armando	2
Roje, Zoran	1	Huber, Thomas	0
Bebic, Milivoj	2	Schroder, Jurgen	0
Bukic, Perica	0	Osselmann, Rainer	1
Sukno, Goran	1	Stamm, Hagen	0
Paskvalin, Tomislav	2	Freund, Roland	0
Milanovic, Igor	0	Theismann, Dirk	1
Andric, Dragan	1	Chalmovsky, Santiago	0
Popovic, Andrija	0	Obschernikat, Werner	1
COACH / ENTRAINEUR: RUDIC YUG FIROIU FRG REFEREES / ARBITRES: VUSZEK HUN PIZZORNO ITA			

Water-Polo / Final Round Group E Match 28 / Aug. 07

ITA 11-CHN 8

NAME	GOALS BUTS	NAME	GOALS BUTS
CHN			
Deng, Jun	0	Gandolfi, Roberto	0
Wang, Xiaotian	1	Misaggi, Alfio	1
Bong, Weigang	0	Pisano, Andrea	1
Li, Jianming	0	Steardo, Antonello	1
Huang, Ying	2	Fiorillo, Mario	1
Cai, Tianxiong	1	De Magistris, Gianni	3
Qu, Baowei	0	Galli, Marco	1
Zhao, Bilong	2	D'Altrui, Marco	0
Chen, Zhixiong	0	Baldinetti, Marco	2
Cai, Shengliu	0	D'Angelo, Vincenzo	1
Pan, Shenghua	0	Collina, Romeo	0
Huang, Long	2	Postiglione, Stefano	0
Guan, Shishi	0	Panerai, Umberto	0
COACH / ENTRAINEUR: PENG CHN DENNERLEIN ITA REFEREES / ARBITRES: FRADY USA KLARIC YUG			

Water-Polo / Final Round Group E Match 29 / Aug. 07

CAN 10-BRA 10

NAME	GOALS BUTS	NAME	GOALS BUTS
CAN			
Zayonc, Rick	0	Borelli, Roberto	0
Juhasz, Alexander	1	Chaves, Orlando	0
Gross, George	1	Abreu, Paulo	0
Huet, Sylvain	0	Carvalho, Carlos	0
Anderson, John	2	Manfredi, Silvio	1
Pottier, Paul	0	Santos, Solon	1
De-Schamps, Simon	4	Toniato, Ricardo	0
Collyer, Brian	0	Borges, Eric Tebbe	4
Meyer, Bill	1	Souto, Mario	3
Bol, Rene	0	Lotufo, Mario Sergio	1
Vantol, Gordon	1	Carsalade, Fernando	0
Brown, Geoff	0	Silva, Helio	0
Dion, Dominique	0	Campos, Andre	0
COACH / ENTRAINEUR: CSEPREGI CAN CARVALHO BRA REFEREES / ARBITRES: BLAN FRG HERMSTAD USA			

Water-Polo / Final Round Group D Match 30 / Aug. 07

ESP 8-HOL 4

NAME	GOALS BUTS	NAME	GOALS BUTS
ESP			
Ribera, Leandro	0	Misdorp, Ruud	0
Morillo, Jose	0	Landeweerd, Nico	1
Fernandez, Felix	0	Noordegraaf, Eric	0
Canal, Alberto	0	Van Es, Ed	1
Estiarte, Manuel	4	Buunk, Tony	1
Robert, Pedro	0	Nieuwenhuizen, Dick	0
Aguilar, Rafael	0	Van Belkum, Stan	1
Signes, Jorge	0	Van Mil, Aad	0
Aguilar, Antonio	2	Aantjes, Johan	0
Carmona, Jorge	2	Heiden, Anton	0
Bans, Jorge	0	Pielstroom, Remco	0
Neira, Jorge	0	Van Noort, Roald	0
Moya, Mariano	0	De Bie, Woulie	0
COACH / ENTRAINEUR: POCSIK HOL PUJOL ESP REFEREES / ARBITRES: FUCHS BEL PANAGAKOS GRE			

Water-Polo / Final Round Group D Match 31 / Aug. 09

USA 8-FRG 7

NAME	GOALS BUTS	NAME	GOALS BUTS
USA			
Wilson, Craig	0	Rohle, Peter	0
Robertson, Kevin	0	Loebb, Thomas	3
Figueroa, Gary	1	Otto, Frank	3
Campbell, Peter	1	Hoppe, Rainer	0
Burke, Douglas	1	Fernandez, Armando	0
Vargas, Joseph	0	Huber, Thomas	0
Svendsen, Jon	0	Schroder, Jurgen	0
Siman, John	1	Osselmann, Rainer	0
MC Donald, Andrew	1	Stamm, Hagen	1
Schroeder, Terry	2	Freund, Roland	0
Campbell, Jody	1	Theismann, Dirk	0
Shaw, Timothy	0	Chalmovsky, Santiago	0
Dorst, Christopher	0	Obschernikat, Werner	0
COACH / ENTRAINEUR: NITZKOWSKI USA FIROIU FRG REFEREES / ARBITRES: MARTINEZ CUB DE STEFANO ITA			

Water-Polo / Final Round Group E Match 32 / Aug. 09

CHN 11-BRA 9

NAME	GOALS BUTS	NAME	GOALS BUTS
CHN			
Deng, Jun	0	Borelli, Roberto	0
Wang, Xiaotian	3	Chaves, Orlando	0
Bong, Weigang	0	Abreu, Paulo	3
Li, Jianming	2	Carvalho, Carlos	1
Huang, Ying	2	Manfredi, Silvio	0
Cai, Tianxiong	0	Santos, Solon	0
Qu, Baowei	1	Toniato, Ricardo	0
Zhao, Bilong	0	Borges, Eric Tebbe	3
Chen, Zhixiong	0	Souto, Mario	1
Cai, Shengliu	1	Lotufo, Mario Sergio	1
Pan, Shenghua	1	Carsalade, Fernando	0
Huang, Long	1	Silva, Helio	0
Guan, Shishi	0	Campos, Andre	0
COACH / ENTRAINEUR: PENG CHN CARVALHO BRA REFEREES / ARBITRES: KLISOVIC YUG WHITEHOUSE AUS			

**Water-Polo/ Final Round
Group D Match 33/Aug. 09****Water-polo/tour final
Groupe d match 33/09 Aout**

AUS 8-HOL 7

NAME	GOALS BUTS	NAME	GOALS BUTS
AUS		HOL	
Turner, Michael	0	Misdorp, Ruud	0
Pengelle, Richard	0	Landeweerd, Nico	0
Bryant, Robert	1	Noordegraaf, Eric	2
Montgomery, Peter	0	Van Es, Ed	1
Sherwell, Russell	0	Buunk, Tony	2
Kerr, Andrew	1	Nieuwenhuizen, Dick	0
Mayers, Raymond	1	Van Belkum, Stan	2
Turner, Charles	3	Van Mil, Aad	0
Callaghan, Martin	0	Aantjes, Johan	0
Wybrow, Christopher	2	Heiden, Anton	0
Basser, Russell	0	Pielstroom, Remco	0
Muspratt, Julian	0	Van Noort, Roald	0
Townsend, Glenn	0	De Bie, Woulie	0

COACH/ENTRAINEUR: HOAD AUS
POCSIK HOL
REFEREES/ARBITRES: GUNELL CAN
PIZZORNO ITA

**Water-Polo/Find Round
Group D Match 37/Aug. 10****Water-polo/tour final
Groupe d match 37/10 Aout**

FRG 15-HOL 2

NAME	GOALS BUTS	NAME	GOALS BUTS
FRG		HOL	
Rohle, Peter	0	De Bie, Woulie	0
Loebb, Thomas	0	Landeweerd, Nico	1
Otto, Frank	2	Noordegraaf, Eric	0
Hoppe, Rainer	1	Van Es, Ed	1
Fernandez, Armando	1	Buunk, Tony	0
Huber, Thomas	0	Nieuwenhuizen, Dick	0
Schroder, Jurgen	1	Van Belkum, Stan	0
Osselmann, Rainer	3	Van Mil, Aad	0
Stamm, Hagen	5	Aantjes, Johan	0
Freund, Roland	1	Heiden, Anton	0
Theismann, Dirk	0	Pielstroom, Remco	0
Chalmovsky, Santiago	0	Van Noort, Roald	0
Obschermikat, Werner	1	Misdorp, Ruud	0

COACH/ENTRAINEUR: FIROIU FRG
POCSIK HOL
REFEREES/ARBITRES: FUCHS BEL
PAPIZIAN FRA

**Water-Polo/Final Round
Group E Match 34/Aug. 09****Water-polo/tour final
Groupe e match 34/09 Aout**

CAN 8-JPN 5

NAME	GOALS BUTS	NAME	GOALS BUTS
JPN		CAN	
Fujita, Etsuji	0	Zayonc, Rick	0
Saito, Yoshifumi	0	Juhasz, Alexander	1
Fujimori, Koshi	0	Gross, George	0
Kai, Shingo	0	Huet, Sylvain	2
Taima, Narihito	2	Anderson, John	1
Houki, Daisuke	1	Pottier, Paul	0
Fukumoto, Toshio	1	De-Schamps, Simon	1
Miyahara, Toshiyuki	0	Collyer, Brian	0
Nagata, Hisayoshi	1	Meyer, Bill	1
Wakayoshi, Koji	0	Bol, Rene	2
Saito, Hisaharu	0	Vantol, Gordon	0
Yamasaki, Shinji	0	Brown, Geoff	0
Oura, Asami	0	Dion, Dominique	0

COACH/ENTRAINEUR: KIYOHARA JPN
CSEPREGI CAN
REFEREES/ARBITRES: DONNICI ESP
VILLAFRANCO MEX

**Water-Polo/Final Round
Group E Match 36/Aug. 10****Water-polo/tour final
Groupe e match 36/10 Aout**

JPN 9-BRA 8

NAME	GOALS BUTS	NAME	GOALS BUTS
JPN		BRA	
Fujita, Etsuji	0	Borelli, Roberto	0
Saito, Yoshifumi	1	Chaves, Orlando	0
Fujimori, Koshi	0	Abreu, Paulo	1
Kai, Shingo	0	Carvalho, Carlos	0
Taima, Narihito	2	Manfredi, Silvio	1
Houki, Daisuke	2	Santos, Solon	2
Fukumoto, Toshio	2	Tonieto, Ricardo	0
Miyahara, Toshiyuki	1	Borges, Eric Tebbe	1
Nagata, Hisayoshi	0	Souto, Mario	3
Wakayoshi, Koji	0	Lotufo, Mario Sergio	0
Saito, Hisaharu	1	Carsalade, Fernando	0
Yamasaki, Shinji	0	Silva, Helio	0
Oura, Asami	0	Campos, Andre	0

COACH/ENTRAINEUR: KIYOHARA JPN
CARVALHO BRA
REFEREES/ARBITRES: BLAN FRG
HE LIANDE CHN

**Water-Polo/Final Round
Group E Match 35/Aug.09****Water-polo/tourfinal
Groupe e match 35/09 Aout**

GRE 8-ITA 8

NAME	GOALS BUTS	NAME	GOALS BUTS
GRE		ITA	
Vossos, Ioannis	0	Gandolfi, Roberto	0
Capralos, Spyros	0	Misaggi, Alfio	0
Stathakis, Sotirios	3	Pisano, Andrea	0
Gounas, Andreas	2	Steardo, Antonello	1
Giannopoulos, Kiriakos	1	Fiorillo, Mario	5
Kefalogiannis, Aristidis	0	De Magistris, Gianni	1
Papanastasiou, Anastasios	0	Galli, Marco	0
Seletopoulos, Dimitrios	1	D' Altrui, Marco	1
Aronis, Antonios	1	Baldinetti, Marco	0
Sitarinos, Markellos	0	D	0
Mavrotas, George	0	Collina, Romeo	0
Moudatsios, Xenofon	0	Postiglione, Stefano	0
Giannopoulos, Stavros	0	Panerai, Umberto	0

COACH/ENTRAINEUR: DENNERLEIN ITA
ZOGRAPHOS GRE
REFEREES/ARBITRES: ASECIO ESP
SCHEUERMANN FRG

**Water-Polo/ Final Round
Group D Match 39/Aug. 10****Water-polo/tour final
Groupe d match 39/10 Aout**

AUS 10-ESP 10

NAME	GOALS BUTS	NAME	GOALS BUTS
AUS		ESP	
Turner, Michael	0	Ribera, Leandro	0
Pengelle, Richard	1	Morillo, Jose	0
Bryant, Robert	0	Fernandez, Felix	0
Montgomery, Peter	0	Canal, Alberto	0
Sherwell, Russell	0	Estiarte, Manuel	5
Kerr, Andrew	1	Robert, Pedro	0
Mayers, Raymond	0	Aguilar, Rafael	2
Turner, Charles	5	Signes, Jorge	0
Callaghan, Martin	1	Aguilar, Antonio	2
Wybrow, Christopher	1	Carmona, Jorge	1
Basser, Russell	1	Bans, Jorge	0
Muspratt, Julian	0	Neira, Jorge	0
Townsend, Glenn	0	Moya, Mariano	0

COACH/ENTRAINEUR: HOAD AUS
PUJOL ESP
REFEREES/ARBITRES: VUSZEK HUN
PIZZORNO ITA

**Water-Polo/Final Round
Group D Match 36/Aug. 09****Water-polo/tour final
Groupe d match 36/09 Aout**

YUG 14-ESP 8

NAME	GOALS BUTS	NAME	GOALS BUTS
ESP		YUG	
Ribera, Leandro	0	Krivokapic, Milorad	0
Morillo, Jose	0	Lusic, Deni	2
Fernandez, Felix	0	Petrovic, Zoran	0
Canal, Alberto	2	Vuletic, Bozo	0
Estiarte, Manuel	2	Djuho, Veselin	1
Robert, Pedro	0	Roje, Zoran	2
Aguilar, Rafael	0	Bebic, Milivoj	4
Signes, Jorge	0	Bukic, Perica	0
Aguilar, Antonio	0	Sukno, Goran	1
Carmona, Jorge	2	Paskvalin, Tomislav	2
Bans, Jorge	0	Milanovic, Igor	1
Neira, Jorge	2	Andric, Dragan	1
Moya, Mariano	0	Popovic, Andrija	0

COACH/ENTRAINEUR: RUDIC YUG
PUJOL ESP
REFEREES/ARBITRES: HANTAL TUR
TSANTAS GRE

**Water-Polo/ Final Round
Group E Match 40/Aug. 10****Water-polo/tour final
Groupe e match 40/10 Aout**

ITA 16-CAN 9

NAME	GOALS BUTS	NAME	GOALS BUTS
ITA		CAN	
Gandolfi, Roberto	0	Zayonc, Rick	0
Misaggi, Alfio	1	Juhasz, Alexander	1
Pisano, Andrea	0	Gross, George	3
Steardo, Antonello	1	Huet, Sylvain	2
Fiorillo, Mario	5	Anderson, John	0
De Magistris, Gianni	4	Pottier, Paul	0
Galli, Marco	2	De-Schamps, Simon	0
D' Altrui, Marco	1	Collyer, Brian	0
Baldinetti, Marco	1	Meyer, Bill	1
D'Angelo, Vincenzo	1	Bol, Rene	1
Collina, Romeo	0	Vantol, Gordon	1
Postiglione, Stefano	0	Brown, Geoff	0
Panerai, Umberto	0	Dion, Dominique	0

COACH/ENTRAINEUR: DENNERLEIN ITA
CSEPREGI CAN
REFEREES/ARBITRES: KLISOVIC YUG
RHEINFRANCK BRA

Swimming

Water-Polo/ Final Round Group E Match 41/Aug.10

GRE 10-CHN 9

NAME	GOALS BUTS	NAME	GOALS BUTS
CHN		GRE	
Deng, Jun	0	Vossos, Ioannis	0
Wang, Xiaotian	2	Capralos, Spyros	0
Song, Weigang	1	Stathakis, Sotirios	2
Li, Jianming	0	Gounas, Andreas	1
Huang, Ying	0	Giannopoulos, Kiriakos	0
Cai, Tianxiong	0	Kefalogiannis, Aristidis	1
Qu, Baowei	1	Papanastasiou, Anastasios	0
Zhao, Bilong	0	Seletopoulos, Dimitrios	3
Chen, Zhixiong	0	Aronis, Antonios	3
Cai, Shengliu	2	Sitareniotis, Markellos	0
Pan, Shenghua	0	Mavrotas, George	0
Huang, Long	3	Moudatsios, Xenofon	0
Guan, Shishi	0	Giannopoulos, Stavros	0

COACH/ENTRAINEUR: ZOGRAPHOS GRE
PENG CHN
REFEREES/ARBITRES: FRADY USA
KLARIC YUG

Water-Polo/Final Round Group D Match 42/Aug. 10

USA 5-YUG 5

NAME	GOALS BUTS	NAME	GOALS BUTS
USA		YUG	
Wilson, Craig	0	Krivokapic, Milorad	0
Robertson, Kevin	2	Lusic, Deni	1
Figueroa, Gary	0	Petrovic, Zoran	0
Campbell, Peter	0	Vuletic, Bozo	0
Burke, Douglas	0	Djuho, Veselin	0
Vargas, Joseph	2	Roje, Zoran	0
Svendsen, Jon	0	Bebic, Milivoj	1
Siman, John	0	Bukic, Perica	0
Mc Donald, Andrew	0	Sukno, Goran	1
Schroeder, Terry	1	Paskvalin, Tomislav	1
Campbell, Jody	0	Milanovic, Igor	1
Shaw, Timothy	0	Andric, Dragan	0
Dorst, Christopher	0	Popovic, Andrija	0

COACH/ENTRAINEUR: RUDIC YUG
NITZKOWSKI USA
REFEREES/ARBITRES: ASENSIO ESP
MARTINEZ CUB

Water-Polo/Final Round Group D Progress-Match 42/Aug. 10

Water-polo/tour final Groupe d match 42/10 Aout

TIME	EVENT	RESULT	CAP NO	CTRY	ATH NAME
TEMPS	EVENEMENT	RESULTAT	BONNET		NO.
FIRST PERIOD/PREMIERE PERIODE					
				USA-YUG:	
06:29	GOAL/BUT	1- 0	2	USA	479 Robertson, Kevin
05:29	EJECTION FOUL/EXCLUSION	45 SEC	3	YUG	509 Petrovic, Zoran
02:24	GOAL/BUT	1- 1	10	YUG	506 Paskvalin, Tomislav
SECOND PERIOD/DEUXIEME PERIODE					
04:51	OFFENSIVE FOUL/FAUTE OFFENSIVE		6	USA	487 Vargas, Joseph
04:24	GOAL/BUT	1- 2	11	YUG	505 Milanovic, Igor
03:58	GOAL/BUT	2- 2	10	USA	482 Schroeder, Terry
03:15	EJECTION FOUL/EXCLUSION	45 SEC	7	YUG	500 Bebic, Milivoj
02:56	GOAL/BUT	3- 2	2	USA	479 Robertson, Kevin
01:34	4M PENALTY/PUNITION		2	YUG	504 Lusic, Deni
00:07	EJECTION FOUL/EXCLUSION	45 SEC	10	YUG	506 Paskvalin, Tomislav
THIRD PERIOD/TROISIEME PERIODE					
06:31	GOAL/BUT	4- 2	6	USA	487 Vargas, Joseph
03:15	GOAL/BUT	5- 2	6	USA	487 Vargas, Joseph
02:10	GOAL/BUT	5- 3	9	YUG	512 Sukno, Goran
00:16	EJECTION FOUL/EXCLUSION	45 SEC	9	USA	473 McDonald, Andrew
FOURTH PERIOD/QUATRIEME					
04:01	GOAL/BUT	5- 4	2	YUG	504 Lusic, Deni
03:03	GOAL/BUT	5- 5	7	YUG	500 Bebic, Milivoj
00:31	OFFENSIVE FOUL/FAUTE OFFENSIVE		6	USA	487 Vargas, Joseph

YUG 5 - USA 5

Natation

Water-Polo/Initial Round Group A - Team Standing/ Aug. 03

Water-polo/premier tour Groupe a-classement des equipes/03 Aout

COUNTRY PAYS	POINTS	GOAL DIFF.	DIFF. BUTS	PLAYED JOUES	WONST GAGNES	TIED PERDUS	GOALS/BUTS FOR AGAINST		
							NULS	POUR	CONTRE
1 YUG	06	+18	03	03	00	00	34	16	
2 HOL	04	-1	03	02	01	00	25	26	
3 CHN	02	-6	03	01	02	00	21	27	
4 C A N	00	-11	03	00	03	00	18	29	

ROUND PROGRESS/DEROULEMENT DE LA RONDE

CAN	YUG	CHN	HOL
X	4-13	5- 6	9-10
13- 4	X	12- 7	9- 5
6- 5	7-12	X	8-10
10- 9	5- 9	10- 8	X

Water-Polo/Initial Round Group B - Team Standing/ Aug. 03

Water-polo/premier tour Groupe b-classement des equipes/03 Aout

COUNTRY PAYS	POINTS	GOAL DIFF.	DIFF. BUTS	PLAYED JOUES	WONST GAGNES	TIED PERDUS	GOALS/BUTS FOR AGAINST		
							NULS	POUR	CONTRE
1 USA	06	15	03	03	00	00	32	17	
2 ESP	04	8	03	02	01	00	39	31	
3 GRE	01	-10	03	00	02	01	23	33	
4 BRA	01	-13	03	00	02	01	25	38	

ROUND PROGRESS/DEROULEMENT DE LA RONDE

BRA	ESP	GRE	USA
X	12-19	9- 9	4-10
19-12	X	12- 9	8-10
9- 9	9-12	X	5-12
10- 4	10- 8	12- 5	X

Water-Polo/Initial Round Group C - Team Standing/ Aug. 03

Water-polo/premier tour Groupe c-classement des equipes /03 Aout

COUNTRY PAYS	POINTS	GOAL DIFF.	DIFF. BUTS	PLAYED JOUES	WONST GAGNES	TIED PERDUS	GOALS/BUTS FOR AGAINST		
							NULS	POUR	CONTRE
1 FRG	06	+17	03	03	00	00	35	18	
2 AUS	03	+07	03	01	01	01	27	20	
3 ITA	03	+04	03	01	01	01	27	23	
4 JPN	00	-28	03	00	03	00	15	43	

ROUND PROGRESS/DEROULEMENT DE LA RONDE

JPN	ITA	AUS	FRG
X	5-15	2-13	8-15
15-5	X	8-8	4-10
13-2	8-8	X	6-10
15-8	10-4	10-6	X

Water-Polo/Final Round Group D - Team Standing/Aug. 10

Water-polo/tour final Groupe d-classement des equipes/10 Aout

COUNTRY PAYS	POINTS	GOAL DIFF.	DIFF. BUTS	PLAYED JOUES	WONST GAGNES	TIED PERDUS	GOALS/BUTS FOR AGAINST		
							NULS	POUR	CONTRE
1 YUG	9	14	5	4	0	1	47	33	
2 USA	9	9	5	4	0	1	43	34	
3 FRG	5	15	5	2	2	1	49	34	
4 ESP	4	-4	5	1	2	2	42	46	
5 AUS	3	-11	5	1	3	1	37	48	
6 HOL	0	-23	5	0	5	0	25	48	

CHAMPIONSHIP GROUP/GROUPE DE CHAMPIONAT

USA	ESP	YUG	HOL	AUS	FRG
X	10-8	5-5	8-7	12-7	8-7
8-10	X	8-14	8-4	10-10	8-8
5-5	14-8	X	9-5	9-6	10-9
7-8	4-8	5-9	X	7-8	2-15
7-12	10-10	6-9	8-7	X	6-10
7-8	8-8	9-10	15-2	10-6	X

ROUND PROGRESS/DEROULEMENT DE LA RONDE

USA	ESP	YUG	HOL	AUS	FRG
X	10-8	5-5	8-7	12-7	8-7
8-10	X	8-14	8-4	10-10	8-8
5-5	14-8	X	9-5	9-6	10-9
7-8	4-8	5-9	X	7-8	2-15
7-12	10-10	6-9	8-7	X	6-10
7-8	8-8	9-10	15-2	10-6	X



Water-Polo/Final Round
Group E-Team Standing/Aug. 10

Water-Polo/tour final
Groupe e - classement des equipes/10 Aout

COUNTRY PAYS	POINTS DIFF.	GOAL DIFF.	DIFF. BUTS	PLAYED JOUES	MOST GAGNES	TIED PERDUS	GOALS/BUTS	
							FOR POUR	AGAINST CONTRE
7 ITA	9	29	5	4	0	1	63	34
8 GRE	8	11	5	3	0	2	52	41
9 CHN	6	5	5	3	2	0	44	39
10 CAN	3	-8	5	1	3	1	40	48
11 JPN	2	-25	5	1	4	0	30	55
12 BRA	2	-12	5	0	3	2	40	52

ROUND PROGRESS/DEROULMENT DE LA RONDE

	BRA	CAN	CHN	GRE	ITA	JPN
BRA	X	10-10	9-11	9-9	4-13	8-9
CAN	10-10	X	5-6	8-11	9-16	8-5
CHN	11-9	6-5	X	9-10	8-11	10-4
GRE	9-9	11-8	10-9	X	8-8	14-7
ITA	13-4	16-9	11-8	8-8	X	15-5
JPN	9-8	5-8	4-10	7-14	5-15	X

Match Summary

Match Sommaire

Match	Pool			Attendance	
01	A	YUG	CAN	4	Session:3,094
02	A	HOL	CHN	8	Session:3,094
03	B	ESP	BRA	12	Session:3,328
04	B	USA	GRE	5	Session:3,328
05	C	ITA	JPN	5	Session:3,026
06	C	FRG	AUS	6	Session:3,026
07	B	ESP	GRE	9	Session:3,202
08	B	USA	BRA	4	Session:3,202
09	C	AUS	ITA	8	Session:3,202
10	C	FRG	JPN	8	Session:3,202
11	A	YUG	CHN	7	Session:2,998
12	A	HOL	CAN	9	Session:2,998
13	C	AUS	JPN	2	Session:3,311
14	C	FRG	ITA	4	Session:3,311
15	A	CHN	CAN	5	Session:3,383
16	A	YUG	HOL	5	Session:3,383
17	B	GRE	BRA	9	Session:3,753
18	B	USA	ESP	8	Session:3,753
Final Round					
19	D	YUG	AUS	6	Session:3,419
20	E	CHN	JPN	4	Session:3,419
21	D	USA	HOL	7	Session:3,641
22	E	GRE	CAN	8	Session:3,641
23	E	ITA	BRA	4	Session:3,708
24	D	ESP	FRG	8	Session:3,708
25	D	USA	AUS	7	Session:3,354
26	E	GRE	JPN	7	Session:3,354
27	D	YUG	FRG	9	Session:3,371
28	E	ITA	CHN	8	Session:3,371
29	E	CAN	BRA	9	Session:3,667
30	D	ESP	HOL	4	Session:3,667
31	D	USA	FRG	7	Session:3,662
32	E	CHN	BRA	9	Session:3,662
33	D	AUS	HOL	7	Session:3,844
34	E	CAN	JPN	5	Session:3,844
35	E	GRE	ITA	8	Session:3,834
36	D	YUG	ESP	8	Session:3,834
37	D	FRG	HOL	2	Session:3,662
38	E	JPN	BRA	8	Session:3,662
39	D	AUS	ESP	10	Session:3,763
40	E	ITA	CAN	9	Session:3,763
41	E	GRE	CHN	9	Session:4,153
42	D	USA	YUG	5	Session:4,153

Water-Polo
Scorer Standing/Aug.09

Water-polo
Classement des buterus/09 Aout

RANK: RANG	CTRY NATUREL	NAME	GOALS / BUTS				
			TOTAL NATUREL	NATURAL PUNITION	PENALTY AVANTAGE	EXTRA-MAN DESAVANT	
1	ESP	Estiarte, Manuel	34	13	7	14	0
2	ITA	Fiorillo, Mario	19	11	4	4	0
3	FRG	Otto, Frank	18	5	2	11	0
4	AUS	Turner, Charles	17	11	3	3	0
5	YUG	Bebic, Milivoj	16	7	0	9	0
	FRG	Stamm, Hagen	16	12	0	3	1
	CHN	Wang, Xiaotian	16	8	0	8	0
8	BRA	Souto, Mario	15	8	4	3	0
	BRA	Borges, Eric Tebbe	15	5	7	3	0
	AUS	Wybrow, Christopher	15	5	3	6	1
	GRE	Stathakis, Sotirios	15	2	2	11	0
12	WE	Aronis, Antonios	14	7	0	7	0
13	USA	Schroeder, Terry	13	9	0	3	1
	USA	Robertson, Kevin	13	6	3	4	0
	JPN	Taima, Narihito	13	7	3	3	0
	GRE	Seletopoulos, Dimitrios	13	7	4	2	0
17	FRG	Loebb, Thomas	12	6	0	6	0
	ESP	Canal, Alberto	12	10	0	2	0
19	YUG	Paskvalin, Tomislav	11	9	0	1	1
	ITA	De Magistris, Gianni	11	9	0	2	0

Tennis/Tennis

Officials

International Tennis Federation (ITF)

President/president
 Secretary-General/secretaire-general
 Technical Delegates/delegues techniques

Philippe Chatrier (FRA)
 Shirley Woodhead (GBR)
 Hunter Delatour (USA)
 Francesco Ricci (ITA)

LAOOC Administrative Staff/Personnel Administratif de LAOOC

Commissioner/commissaire
 Competition Director/
 Directeur du competition
 Venue Manager/manager de la venue
 SportsManager/managerdusport

Bill Burke
 Jack Cramer

 David Reed
 Marie Patrick

Participants/Participants

Women
 Femmes

Competitors
 Competiteurs

Countries
 Pays

Men
 Hommes

Competitors
 Competiteurs

Countries
 Pays


32

22

32

24

Los Angeles Tennis Center,
 University of California,
 Los Angeles (7,000)





Tennis

Tennis

Woman's Singles

Dames simples

1/16 (Aug/Aout 06, 07)	1/8 (Aug/Aout 08)	1/4 (Aug/Aout 09)	1/2 (Aug/Aout 10)	Final/Finale (Aug/Aout 11)
Kathleen Horvath (USA)	Horvath			
Petra Huber (AUT)	6-3, 6-3	Horvath		
Myrian Schropp (FRG)		6-2, 6-2		
Beatriz Fernandez (PUR)	6-3, 7-5			
Marianne Groat (CAN)			Goles	
Patricia Hy (HKG)	Hy		6-2, 7-6	
Susanna Lee (KOR)	6-0, 6-3			
Sabrina Goles (YUG)	Goles	Goles		
	6-0, 6-2	6-4, 4-6, 9-7		
Catherine Tanvier (FRA)				Goles
Gretchen Rush (USA)	Tanvier			6-2, 6-2
Carin Anderholm (SWE)	6-7, 7-5, 6-1	Tanvier		
Jill Heatherington (CAN)	Heatherington	2-6, 6-2, 6-4		
Mei Chu Hsu (TPE)	6-3, 6-1		Tanvier	
Aggeikki Kanellopoulou (GRE)			6-2, 6-1	
Simone Schilder (HOL)	Kanellopoulou			
Andrea Leand (USA)	6-0, 6-2	Kanellopoulou		
Raffaella Reggi (ITA)		6-3, 6-3		
Rina Einy (GBR)	Reggi			Graf
Mercedes Paz (ARG)	6-0, 6-0	Reggi		1-6, 6-3, 6-4
Amanda Brown (GBR)	Brown	6-2, 0-6, 6-3		
Elizabeth Minter (AUS)	6-2, 6-3		Reggi	
Lillian Drescher (SUI)	Drescher		6-1, 6-2	
Renata Sasak (YUG)	7-5, 6-2	Drescher		
Laura Arraya (PER)	1-6, 6-1, 6-1	6-1, 6-3		
Steffi Graf (FRG)				Graf
Etsuko Inoue (JPN)	Graf			7-6, 6-4
Akiko Kijimoto (JPN)	6-3, 7-5	Graf		
Annamaria Cecchini (ITA)		0-6, 6-3, 6-4		
Silvana Campos (BRA)	Cecchini			
Pascale Paradis (FRA)	6-3, 6-2		Graf	
Tine Scheuer-Larson (DEN)			6-4, 6-1	
Andrea Jaeger (USA)	Paradis	Default/Forfait		
	2-6, 6-2, 6-3			



Men's Singles

Messieurs simples

1/16 (Aug/Aout 06,07)

1/8 (Aug/Aout 08)

1/4 (Aug/Aout 09)

1/2 (Aug/Aout 10)

Final/Finale (Aug/Aout 11)

James Arias (USA)

Arias

Jaime Izaga (PER)

6-1, 6-4

Kelly Jones (USA)

Jones

Suharyadi (INA)

2-6, 6-2, 6-3

Eric Amend (USA)

Amend

Manuel Tolentino (PHI)

6-3, 3-6, 6-3

Gap-Talk Ro (KOR)

Westphal

Michael Westphal (FRG)

6-3, 7-5

Stefan Edberg (SWE)

Edberg

Ronald Agenor (HAI)

6-4, 6-2

Amos Mansdorf (ISR)

DiLaura

Carlos DiLaura (PER)

6-2, 7-6

Thomas Muster (AUT)

Muster

Olli Rahnasto (FIN)

6-4, 6-4

Orlando Lourenco (ZIM)

6-3, 6-1

Guy Forget (FRA)

6-3, 6-1

Jakob Hlasek (SUI)

Hlasek

Loic Courteau (FRA)

6-0, 4-6, 6-4

Jorge Bardou (ESP)

Bardou

Tasos Ravelas (GRE)

6-1, 6-4

Francisco Maciel (MEX)

Maciel

Derrick Rostagno (USA)

6-4, 7-6

Michele Fioroni (ITA)

Sanchez

Emilio Sanchez (ESP)

6-4, 6-1

Simon Youl (AUS)

Y o u l

Yakubu Suleinan (NGR)

6-0, 4-6, 6-2

Gopinath Madhusudan Nair (IND)

6-2, 6-1

Stuart Bale (GBR)

6-2, 6-1

Depeng Li (CHN)

Checkrouni

Arafa Checkrouni (MAR)

6-2, 3-6, 6-3

Paolo Cane (ITA)

Cane

Patrick Cash (AUS)

6-3, 7-6

Arias

6-2, 6-4

Arias

7-5, 6-4

Westphal

7-5, 6-2

Edberg

6-2, 6-1

Edberg

7-6, 7-6

Edberg

6-4, 7-5

Forget

4-6, 6-3, 6-2

Edberg

6-1, 7-6

Hlasek

6-2, 6-2

Maciel

3-6, 6-2, 7-5

Maciel

6-4, 6-4

Maciel

6-2, 6-0

Youl

4-6, 6-4, 7-5

Cane

D-2, Retired/Retire

Cane

6-2, 6-4

Volleyball/Volley-ball

Officials

Federation Internationale de Volley-Ball Amateur (FIVA)

President/president
Secretary-General/secretaire-general
Technical Delegates/delegues techniques

Rubin Acosta Hernandez (MEX)
Chadley-Zouiten (TUN)
Sinan Erdem (TUR)
Endre Holvay (FRA)

LAOOC Administrative Staff/Personnel Administratif de LAOOC

Co-Commissioners/co-commissaire
Competition Director and
Sports Manager/
Directeur du competition et
manager du sport

Rolf Engen
Tom Ashen

Venue Manager/manager de la venue

Faye Musselman

Participants/Participants

W o m e n
F e m m e s

Competitors
Competiteurs
96

Countries
Pays
8

M e n
H o m m e s

Competitors
Competiteurs
120

Countries
Pays
10

Legend/Legende

ACE
AST
DNP
ERR
KIL


-serving aces / ace
blocking assist/ contre assisté
did not participate / n'a pas participé
number of kill, block or serving errors/
nombre de fautes au cours de smashes, contres ou services
kill hit / smash (résultant en point ou changement d'engagement)

NO
PCT
SOLO
TOT

uniform number / numéro de tenue
kill or serving percentage /
pourcentages de smashes ou de services
solo blocks / contres en solo
total number of kill, block or serving attempts /
nombre total de smashes, contres ou services tentés

The Long Beach Arena (12,033)







Women / Preliminary Pool
Team Standing - Group A/Aug 03

Femmes / poule preliminaire
Classement des equipes - groupe a/03 Aout

Table with 10 columns: COUNTRY, PLAYED, WON, LOST, SETS, POINTS. Rows for USA, CHN, FRG, BRA.

POOL PROGRESS/DEROULEMENT DE LA POULE

Pool progress table with columns for countries (FRG, CHN, BRA, USA) and match results.

Women / Preliminary Pool
Team Standing - Group B/Aug. 03

Femmes / poule preliminaire
Classement des equipes - groupe b/03 Aout

Table with 10 columns: COUNTRY, PLAYED, WON, LOST, SETS, POINTS. Rows for JPN, PER, KOR, CAN.

POOL PROGRESS/DEROULEMENT DE LA POULE

Pool progress table with columns for countries (CAN, KOR, JPN, PER) and match results.

Women / Semi-Finals
Match 29/Aug 05

Femmes / demi-finales
Match 29/05 Aout

CAN (0-3)

Match statistics table for Canada vs opponent, including player names and performance metrics.

FRG (3-0)

Match statistics table for Germany vs opponent, including player names and performance metrics.

Women / Semi-Finals
Match 30/Aug 05

Femmes / demi-finales
Match 30/05 Aout

KOR (3-1)

Match statistics table for Korea vs opponent, including player names and performance metrics.

BRA (1-3)

Match statistics table for Brazil vs opponent, including player names and performance metrics.

Women / Semi-Finals
Match 31/Aug 05

Femmes / demi-finales
Match 31/05 Aout

PER (0-3)

Match statistics table for Peru vs opponent, including player names and performance metrics.

USA (3-0)

Match statistics table for USA vs opponent, including player names and performance metrics.



Women / (1st And 2nd Places)
Match 40/Aug 07

Femmes / finale (1ere et 2 eme places)
Match 40/07 Aout

CHN (3-0)

NO.	NAME	ATTACK					BLOCK				SERVE		ERR TOT
		KIL	TOT	PCT	ERR	BLK	SOLO	AST	TOT	ERR	ACE-TOT	ERR	
1	Lang, Ping	17	43	40%	1	1	1	3	4	0	0-11	1	3
2	Liang, Yan	5	10	50%	0	2	0	3	3	0	1-21	1	3
3	Zhu, Ling	1	1	100%	0	0	0	0	0	0	0-0	0	0
4	Hou, Yuzhu	0	0	0%	0	0	0	0	0	0	2-5	0	0
5	Zhou, Xiaolan			DNP									
6	Yang, Xilan	0	6	0%	1	0	0	2	2	0	0-18	2	3
7	Su, Huijuan			DNP									
8	Jiang, Ying			DNP									
9	Li, Yanjun	0	0	0%	0	0	0	0	0	0	0-0	0	0
10	Yang, Xiaojun	8	21	38%	1	0	0	4	6	2	0-15	1	4
11	Zheng, Meizhu	6	14	43%	3	0	0	3	4	1	3-22	0	5
12	Zhang, Rongfang	21	49	43%	1	1	2	0	3	1	0-13	1	4
TOTALS		58	144	40%	7	4	3	7	14	4	6-105	6	22
SET 1 (16-14)		31	78	40%	3	3	1	2	5	2	2-47	4	11
SET 2 (15-3)		9	22	41%	1	0	1	5	7	1	3-29	2	6
SET 3 (15-9)		18	44	41%	3	1	1	0	2	1	1-29	0	5
MATCH TOTALS		58	144	40%	7	4	3	7	14	4	6-105	6	22

USA (0-3)

NO.	NAME	ATTACK					BLOCK				SERVE		ERR TOT
		KIL	TOT	PCT	ERR	BLK	SOLO	AST	TOT	ERR	ACE-TOT	ERR	
1	Weishoff, Paula	7	19	37%	3	1	0	1	2	1	3-17	2	8
2	Woodstra, Susan	6	14	43%	1	0	0	0	0	0	0-7	1	2
3	Crockett, Rita	8	31	26%	3	3	1	1	4	2	1-11	0	8
5	Flachmeier, Laurie	1	2	50%	0	1	0	0	0	0	0-4	0	0
6	Becker, Carolyn	0	2	0%	0	0	0	0	0	0	0-4	0	0
7	Hyman, Flora	18	47	38%	6	2	0	0	0	0	1-12	2	8
8	Magers, Rose	16	30	53%	0	1	1	1	6	4	0-14	2	7
9	Vollertsen, Julie	3	8	38%	1	2	0	1	1	0	0-4	0	1
10	Green, Debbie	0	3	0%	2	0	0	1	1	0	0-13	1	3
11	Ruddins, Kimberly	0	0	0%	0	0	0	0	0	0	0-0	0	0
12	Beauprey, Jeanne			DNP									
14	Chisholm, Linda	0	0	0%	0	0	0	0	0	0	0-2	0	0
TOTALS		59	156	38%	16	10	2	2	11	7	5-88	8	37
SET 1 (14-16) 0:38		31	79	39%	6	3	1	2	7	4	2-46	2	14
SET 2 (3-15) 0:18		11	31	35%	5	6	0	0	2	2	1-17	3	13
SET 3 (9-15) 0:26		17	46	37%	5	1	1	0	2	1	2-25	3	10
MATCH TOTALS		59	156	38%	16	10	2	2	11	7	5-88	8	37

Statistical Leaders/Meilleurs marqueurs

Total Kills / Smashes gagnants

Maria Salgado (BRA)	125
Ping Lang (CHN)	99
Flora Hyman (USA)	92
Cecilia Tait (PER)	91
Rongfang Zhang (CHN)	80

Solo Blocks / Contres en solo

Sandra Lima (BRA)	8
Maria Salgado (BRA)	7
5 tied with	5

Total Blocks/Contres réussis

Rose Magers (USA)	30
Cecilia Tait (PER)	28
Yan Liang (CHN)	27
Xiaojun Yang (CHN)	27
Heloisa Roese (BRA)	27

Sewing Ace / Aces

Meizhu Zheng (CHN)	9
Heloisa Roese (BRA)	7
9 tied with	6

Kill % / Smashes gagnants %

Julie Vollertsen (USA)	51
Yoko Mitsuya (JPN)	50
Rose Magers (USA)	49
Sigrid Terstegge (FRG)	49
Xiaojun Yang (CHN)	54
Meizu Zheng (CHN)	54

Perfect Receptions / Retours gagnants

Heloisa Roese (BRA)	84
Eun-Kyung Lee (KOR)	74
Paula Weishoff (USA)	71
Denisse Fajardo (PER)	68
Kimie Morita (JPN)	65

Match Summary

Match Sommaire

Match	Pool	Attendance	
5	B PER 3 CAN 0	8,588	Women's Preliminaries
6	B JPN 3 KOR 1	8,588	Women's Preliminaries
7	A CHN 3 BRA 0	9,357	Women's Preliminaries
8	A USA 3 FRG 0	9,357	Women's Preliminaries
13	B KOR 3 CAN 0	12,033	Women's Preliminaries
14	A CHN 3 FRG 0	12,033	Woman's Preliminaries
15	B JPN 3 PER 0	12,033	Women's Preliminaries
16	A USA 3 BRA 2	12,033	Women's Preliminaries
21	B PER 3 KOR 2	12,033	Women's Preliminaries
22	B JPN 3 CAN 0	12,033	Women's Preliminaries
23	A FRG 3 BRA 0	12,033	Women's Preliminaries
24	A USA 3 CHN 1	12,033	Women's Preliminaries
29	FRG 3 CAN 0	12,033	Women's Semi-Finals
30	KOR 3 BRA 1	12,033	Women's Semi-Finals
31	USA 3 PER 0	12,033	Women's Semi-Finals
32	CHN 3 JPN 0	12,033	Women's Semi-Finals
37	BRA 3 CAN 0	12,033	Places 7-8
38	KOR 3 FRG 0	12,033	Places 5-6
39	JPN 3 PER 1	12,033	Places 3-4
40	CHN 3 USA 0	12,033	Places 1-2

Weightlifting / Haltérophile

Officials

International Weightlifting Federation (IWF)
 President / président
 Secretary-General / secrétaire-general
 Technical Delegates / delegues techniques

Gottfried Schoedl (AUT)
 Tamas Ajan (HUN)
 Tamas Ajan (HUN)
 Lazar Baroga (ROM)

LAOOC Administrative staff / Personnel Administratif de LAOOC
 Commissioner / commissaire
 Competition Director / directeur de compétition
 Venue Manager / manager de la venue
 Sports Manager / manager du sport

Donn Moomaw
 Jim Schmitz
 Charles Cone
 Jim Gross

Participants/Participants

Men Hommes	Competitors Compétiteurs	Countries Pays
Flyweight / poids mouche (52 kg)	20	20
Bantamweight / poids coq (56 kg)	20	20
Featherweight / poids plume (60 kg)	21	21
Lightweight / poids léger (67.5 kg)	19	19
Middleweight / poids moyen (75 kg)	21	21
Light-Heavyweight / poids mi-lourd (82.5 kg)	19	19
Middle-Heavyweight / poids moyen lourd (90 kg)	26	26
First Heavyweight / premier poids lour (100 kg)	16	16
Second Heavyweight / deuxième poids lourd (110 kg)	15	15
Super Heavyweight / poids super-lourd (110+kg)	9	9

Legend/Legende

🏆
 = 🏆
 AB
 DQ


new Olympic record / nouveau record olympique
 equals Olympic record / record olympique égalé
 abandon / abandon
 disqualification / disqualification

EL
 W
 X

eliminated / éliminé
 withdrew due to injury / abandon sur blessure
 missed attempt / essai manqué

Albert Gersten Pavillion,
 Loyola Marymount University,
 Westchester (4,500)





Weightlifting

Up To 82.5 Kg
Group A + B - Snatch/Aug. 04

Jusqu'a 82,5 kg
Groupe a + b - arrache/04 Aout

RANK RANG	NAME	CTRY	KG	GR	ATTEMPT/ESSAI			RESULTS RESULTATS
					1	2	3	
1	Becheu, Petre	ROM	81.60	A	150.0	155.0	157.5X	155.0
2	Lagrotteria, Giuseppe	ITA	81.65	A	150.0	155.0X	155.0X	150.0
3	Isaoka, Ryoji	JPN	81.80	A	150.0	155.0X	155.0X	150.0
4	Kabbas, Robert	AUS	81.90	A	145.0	150.0	152.5X	150.0
5	Burrowes, Newton	GBR	82.00	A	147.5	152.5X	152.5X	147.5
6	Elbakh, Ebraheem	EGY	82.25	A	140.0	145.0	147.5X	145.0
7	Nalder, Allister	NZL	81.25	B	137.5X	137.5	142.5	142.5
8	Darsigny, Yvan	CAN	82.35	B	137.5X	137.5	142.5	142.5
9	Mahmoud, Mahmoud	EGY	79.95	B	135.0	140.0X	140.0	140.0
10	Kritsky, Arn	USA	82.05	B	135.0	140.0	142.5X	140.0
11	Lee, KangSeog	KOR	82.25	A	135.0	140.0X	140.0	140.0
12	Bernard, Michael	NZL	82.30	B	137.5X	137.5	142.5X	137.5
13	Supple, Anthony	GBR	81.45	B	135.0X	135.0	140.0X	135.0
14	Sollevi, Bertil	SWE	81.85	A	135.0X	135.0	140.0X	135.0
15	Rejas, Juan	PER	78.50	B	120.0	125.0X	125.0X	120.0
	Dalginli, Yusuf	TUR	79.20	B	140.0X	140.0X	142.5X	0.0
	SalasEspinoza, Ricardo	PAN	79.55	B	135.0X	135.0X	135.0X	0.0
	Stavridis, Vassilios	GRE	81.55	B	137.5X	137.5X	137.5X	0.0
	Tahvanainen, Keijo	FIN	82.05	B	137.5X	137.5X	137.5X	0.0

Up To 82.5 Kg
Group A + B-Clean And Jerk/Aug.04

Jusqu'a 82,5 kg
Groupe a+b-epaule et jete/04Aout

RANK RANG	NAME	CTRY	KG	GR	ATTEMPT/ESSAI			RESULTS RESULTATS
					1	2	3	
1	Becheru, Petre	ROM	81.60	A	190.0	195.0	200.0	200.0
2	Kabbas, Robert	AUS	81.90	A	185.0	192.5	195.0X	192.5
3	Isaoka, Ryoji	JPN	81.80	A	190.0	200.0X	207.5X	190.0
4	Lee, KangSeog	KOR	82.25	A	175.0	182.5	185.0X	182.5
5	Burrowes, Newton	GBR	82.00	A	180.0	190.0X	190.0X	180.0
6	Darsigny, Yvan	CAN	82.35	B	170.0	177.5	180.0	180.0
7	Elbakh, Ebraheem	EGY	82.25	A	172.5	177.5X	177.5	177.5
8	Nalder, Allister	NZL	81.25	B	175.0	180.0X	180.0X	175.0
9	Sollevi, Bertil	SWE	81.85	A	175.0	182.5X	182.5X	175.0
10	Tahvanainen, Keijo	FIN	82.05	B	175.0	180.0X	180.0X	175.0
11	Kritsky, Arn	USA	82.05	B	175.0X	175.0	182.5X	175.0
12	Bernard, Michael	NZL	82.30	B	175.0	182.5X	182.5X	175.0
13	SalasEspinoza, Ricardo	PAN	79.55	B	162.5	170.0X	172.5	172.5
14	Supple, Anthony	GBR	81.45	B	172.5	177.5X	177.5X	172.5
15	Mahmoud, Mahmoud	EGY	79.95	B	162.5X	162.5	170.0X	162.5
16	Rejas, Juan	PER	78.50	B	150.0	155.0X	155.0X	150.0
	Dalginli, Yusuf	TUR	79.20	B	-	-	-	0.0
	Stavridis, Vassilios	GRE	81.55	B	-	-	-	0.0
	Lagrotteria, Giuseppe	ITA	81.65	A	-	-	-	W

Up To 82.5Kg
Group A+B-Snatch + Clean And Jerk/Aug.04

Jusqu'a 82,5 kg
Groupe a+b-arrache + epaule et jete/04 Aout

RANK RANG	NAME NO.	CTRY	KG	GR	TOTAL		
					1	2	TOTAL
1	Becheru, Petre	ROM	81.60	A	155.0	200.0	355.0
2	Kabbas, Robert	AUS	81.90	A	150.0	192.5	342.5
3	Isaoka, Ryoji	JPN	81.80	A	150.0	190.0	340.0
4	Burrowes, Newton	GBR	82.00	A	147.5	180.0	327.5
5	Elbakh, Ebraheem	EGY	82.25	A	145.0	177.5	322.5
6	Lee, KangSeog	KOR	82.25	A	140.0	182.5	322.5
7	Darsigny, Yvan	CAN	82.35	B	142.5	180.0	322.5
8	Nalder, Allister	NZL	81.25	B	142.5	175.0	317.5
9	Kritsky, Arn	USA	82.05	B	140.0	175.0	315.0
10	Bernard, Michael	NZL	82.30	B	137.5	175.0	312.5
11	Sollevi, Bertil	SWE	81.85	A	135.0	175.0	310.0
12	Supple, Anthony	GBR	81.45	B	135.0	172.5	307.5
13	Mahmoud, Mahmoud	EGY	79.95	B	140.0	162.5	302.5
14	Rejas, Juan	PER	78.50	B	120.0	150.0	270.0
	Dalginli, Yusuf	TUR	79.20	B	0.0	-	0.0
	SalasEspinoza, Ricardo	PAN	79.55	B	0.0	172.5	0.0
	Tahvanainen, Keijo	FIN	82.05	B	0.0	175.0	0.0
	Stavridis, Vassilios	GRE	81.55	B	0.0	-	0.0
	Lagrotteria, Giuseppe	ITA	81.65	A	150.0	-	W

Haltérophilie

Up To 90Kg
Group A + B - Snatch/Aug. 05

Jusqu'a 90 kg
Groupe a + b-arrache/ 05 Aout

RANK RANG	NAME	CTRY	KG	GR	ATTEMPT/ESSAI			RESULTS RESULTATS
					1	2	3	
1	Vlad, Nicu	ROM	89.75	A	165.0	172.5X	172.5	172.5 ^Q
2	Petre, Dumitru	ROM	87.20	A	157.5	162.5	165.0	165.0
3	Mercer, David	GBR	88.65	A	155.0X	155.0	157.5	157.5
4	Immesberger, Peter	FRG	88.90	A	155.0	160.0X	160.0X	155.0
5	Iliadis, Nikos	GRE	89.10	A	150.0	155.0X	155.0	155.0
6	Hwang, WooWon	KOR	89.00	A	147.5	152.5X	152.5	152.5
7	Hoeg, HenriJunch	DEN	89.05	A	147.5	152.5	155.0X	152.5
8	Garces, Jose	MEX	88.60	A	150.0	155.0X	155.0X	150.0
9	Span, Josef	AUT	88.70	A	145.0	150.0	152.5X	150.0
	Tschan, Daniel	SUI	88.70	B	150.0X	150.0X	150.0	150.0
11	Boxell, Kieth	GBR	89.15	B	145.0	150.0	155.0X	150.0
12	Seidl, Erich	AUT	89.75	A	145.0	150.0	152.5X	150.0
	Coelho, Francisco	POR	89.75	B	150.0X	150.0	160.0X	150.0
14	Kim, CheolHyeon	KOR	89.80	A	150.0	155.0X	155.0X	150.0
	Mohamed, Maged	EGY	89.80	B	142.5	147.5	150.0	150.0
16	Oshomah, Emmanuel	NGR	88.90	B	140.0	147.5	152.5X	147.5
17	Garon, Denis	CAN	89.30	B	142.5	147.5X	147.5	147.5
18	Shaban, Ibrahim	EGY	88.70	B	140.0	145.0	150.0X	145.0
19	Ma, Wenguang	CHN	89.05	B	145.0	150.0X	150.0X	145.0
20	Mohammed, Mohammed T	IRQ	89.40	B	145.0	150.0X	152.5X	145.0
21	Calandro, Thomas	USA	89.20	B	142.5X	142.5	147.5X	142.5
22	Nilsson, Klaus-Goran	SWE	89.85	A	137.5	142.5X	142.5X	137.5
23	Ajjoub, Salem	SYR	89.95	B	135.0	140.0X	140.0X	135.0
24	Molina, Jaime	PER	86.55	B	125.0	130.0	135.0X	130.0
25	Huch, Emilia L.	SAM	89.35	B	117.5X	117.5X	117.5	117.5
	Crass, Derrick	USA	88.80	A	130.0X	-	-	W

Up To 90Kg
Group A + B-Clean And Jerk/Aug.05

Jusqu'a 90 kg
Groupe a + b-epaule et jete/05Aout

RANK RANG	NAME	CTRY	KG	GR	ATTEMPT/ESSAI			RESULTS RESULTATS
					1	2	3	
1	Vlad, Nicu	ROM	89.75	A	205.0	215.0	220.0	220.0 ^Q
2	Hwang, WooWon	KOR	89.00	A	197.5X	197.5	202.5X	197.5
3	Petre, Dumitru	ROM	87.20	A	190.0	195.0	197.5X	195.0
4	Mercer, David	GBR	88.65	A	195.0X	195.0	200.0X	195.0
5	Immesberger, Peter	FRG	88.90	A	195.0	200.0X	200.0X	195.0
6	Ma, Wenguang	CHN	89.05	B	190.0	195.0	197.5X	195.0
7	Hoeg, HenriJunch	DEN	89.05	A	190.0	195.0	200.0X	195.0
8	Ikadis, Nikos	GRE	89.10	A	195.0	200.0X	202.5X	195.0
9	Garces, Jose	MEX	88.60	A	192.5	200.0X	202.5X	192.5
10	Span, Josef	AUT	88.70	A	192.5	197.5X	197.5X	192.5
11	Boxell, Kieth	GBR	89.15	B	187.5X	187.5	192.5	192.5
12	Garon, Denis	CAN	89.30	B	185.0	192.5X	192.5	192.5
13	Coelho, Francisco	POR	89.75	B	190.0	195.0X	195.0X	190.0
14	Tschan, Daniel	SUI	88.70	B	180.0	187.5	190.0X	187.5
15	Mohamed, Maged	EGY	89.80	B	182.5	187.5X	187.5X	182.5
16	Oshomah, Emmanuel	NGR	88.90	B	180.0	187.5X	190.0X	180.0
17	Mohammed, Mohammed T	IRQ	89.40	B	175.0	180.0	185.0X	180.0
18	Nilsson, Klaus-Goran	SWE	89.85	A	180.0	185.0X	185.0X	180.0
19	Ajjoub, Salem	SYR	89.95	B	180.0	185.0X	185.0X	180.0
20	Calandro, Thomas	USA	89.20	B	172.5	180.0X	180.0X	172.5
21	Molina, Jaime	PER	86.55	B	152.5X	152.5X	152.5	152.5
22	Huch, Emilia L.	SAM	89.35	B	152.5	162.5X	162.5X	152.5
	Shaban, Ibrahim	EGY	88.70	B	182.5X	182.5X	182.5X	0.0
	Kim, CheolHyeon	KOR	89.80	A	192.5X	192.5X	-	0.0
	Seidl, Erich	AUT	89.75	A	192.5X	192.5X	192.5X	0.0
	Crass, Derrick	USA	88.80	A	-	-	-	W

Up To 90Kg
Group A+E-Snatch + Clean And Jerk/Aug.05

Jusqu'a 90 kg
Groupe a+b-arrache + epaule et jete/05 Aout

RANK RANG	NAME NO.	CTRY	KG	GR	TOTAL		
					1	2	TOTAL
1	Vlad, Nicu	ROM	89.75	A	172.5	220.0	392.5 ^Q
2	Petre, Dumitru	ROM	87.20	A	165.0	195.0	360.0
3	Mercer, David	GBR	88.65	A	157.5	195.0	352.5
4	Immesberger, Peter	FRG	88.90	A	155.0	195.0	350.0
5	Hwang, WooWon	KOR	89.00	A	152.5	197.5	350.0
6	Iliadis, Nikos	GRE	89.10	A	155.0	195.0	350.0
7	Hoeg, HenriJunch	DEN	89.05	A	152.5	195.0	347.5
8	Garces, Jose	MEX	88.60	A	150.0	192.5	342.5
9	Span, Josef	AUT	88.70	A	150.0	192.5	342.5
10	Boxell, Kieth	GBR	89.15	B	150.0	192.5	342.5
11	Ma, Wenguang	CHN	89.05	B	145.0	195.0	340.0
12	Garon, Denis	CAN	89.30	B	147.5	192.5	340.0
13	Coelho, Francisco	POR	89.75	B	150.0	190.0	340.0
14	Tschan, Daniel	SUI	88.70	B	150.0	187.5	337.5
15	Mohamed, Maged	EGY	89.80	B	150.0	182.5	332.5
16	Oshomah, Emmanuel	NGR	88.90	B	147.5	180.0	327.5
17	Mohammed, Mohammed T	IRQ	89.40	B	145.0	180.0	325.0
18	Nilsson, Klaus-Goran	SWE	89.85	A	137.5	180.0	317.5
19	Calandro, Thomas	USA	89.20	B	142.5	172.5	315.0
20	Ajjoub, Salem	SYR	89.95	B	135.0	180.0	315.0
21	Molina, Jaime	PER	86.55	B	130.0	152.5	282.5
22	Huch, Emilia L.	SAM	89.35	B	117.5	152.5	270.0
	Shaban, Ibrahim	EGY	88.70	B	145.0	0.0	0.0
	Kim, CheolHyeon	KOR	89.80	A	150.0	0.0	0.0
	Seidl, Erich	AUT	89.75				



Up To 100Kg
Group A + B-Snatch/Aug.06

Jusqu'a 100 kg
Groupe a + b-arrache/06Aout

RANK RANG	NAME	CTRY	KG	GR	ATTEMPT/ESSAI			RESULTS RESULTATS
					1	2	3	
1	Orok,Oliver	NGR	98.20	A	172.5X	172.5X	172.5	172.5
2	Milser,Rolf	FRG	97.70	A	162.5	167.5X	167.5	167.5
3	Gropa,Vasile	ROM	97.45	A	165.0X	165.0	170.0X	165.0
4	Langthaler,Franz	AUT	95.90	B	157.5X	157.5	162.5	162.5
5	Soderholm,Tom	SWE	97.85	A	160.0X	160.0	167.5X	160.0
6	Roy,Kevin	CAN	98.45	A	160.0	167.5X	167.5X	160.0
7	Niemi,Pekka	FIN	99.50	B	152.5	160.0	162.5X	160.0
8	Pinsent,Peter	GBR	99.20	B	157.5	162.5X	162.5X	157.5
9	Shanko,Rich	USA	97.15	A	150.0	155.0	160.0X	155.0
10	Clark,Ken	USA	99.20	A	155.0	160.0X	162.5X	155.0
11	Kretz,Jean-Marie	FRA	98.25	B	150.0X	150.0	155.0X	150.0
12	Blomfjord,Olavi	SWE	99.35	B	145.0X	145.0	150.0X	145.0
13	Blake,Kevin	NZL	96.65	B	140.0	147.5X	150.0X	140.0
14	Ochieng,Pius	KEN	91.65	B	125.0X	125.0	130.0X	125.0
15	Sialaoa,Sione	SAN	98.85	B	120.0	125.0	130.0X	125.0
	Salinas,Luis	NCA	99.65	B	130.0X	130.0X	130.0X	0.0

Up To 100Kg
Group A+B-Clean And Jerk/Aug.06

Jusqu'a 100 kg
Groupe a + b-epaule et jete/06Aout

RANK RANG	NAME	CTRY	KG	GR	ATTEMPT/ESSAI			RESULTS RESULTATS
					1	2	3	
1	Gropa,Vasile	ROM	97.45	A	210.0X	210.0	217.5	217.5 + Q
2	Milser,Rolf	FRG	97.70	A	210.0	215.0	217.5	217.5 + Q
3	Niemi,Pekka	FIN	99.50	B	200.0	207.5	210.0X	207.5
4	Roy,Kevin	CAN	98.45	A	197.5	207.5X	207.5X	197.5
5	Clark,Ken	USA	99.20	A	197.5	205.0X	205.0X	197.5
6	Shanko,Rich	USA	97.15	A	195.0	202.5X	205.0X	195.0
7	Kretz,Jean-Marie	FRA	98.25	B	185.0	192.5X	192.5	192.5
8	Langthaler,Franz	AUT	95.90	B	182.5X	182.5	187.5	187.5
9	Blake,Kevin	NZL	96.65	B	172.5	177.5	185.0X	177.5
10	Ochieng,Pius	KEN	91.65	B	162.5	170.0	175.0	175.0
11	Sialaoa,Sione	SAM	98.85	B	155.0	160.0X	160.0X	155.0
	Orok,Oliver	NGR	98.20	A	200.0X	200.0X	200.0X	0.0
	Pinsent,Peter	GBR	99.20	B	200.0X	200.0X	200.0X	0.0
	Blomfjord,Olavi	SWE	99.35	B	180.0X	180.0X	180.0X	0.0
	Salinas,Luis	NCA	99.65	B	-	-	-	AB
	Soderholm,Tom	SWE	97.85	A	205.0X	-	-	W

Up To 100Kg
Group A + B-Snatch + Clean And Jerk/Aug.06

Jusqu'a 100 kg
Groupe a + b-arrache + epaule et jete/06Aout

RANK RANG NO.	NAME	CTRY	KG	GR	1	2	TOTAL
1	Milser, Rolf	FRG	97.70	A	167.5	217.5	385.0
2	Gropa, Vasile	ROM	97.45	A	165.0	217.5	382.5
3	Niemi, Pekka	FIN	99.50	B	160.0	207.5	367.5
4	Roy, Kevin	CAN	98.45	A	160.0	197.5	357.5
5	Clark, Ken	USA	99.20	A	155.0	197.5	352.5
6	Langthaler, Franz	AUT	95.90	B	162.5	187.5	350.0
7	Shanko, Rich	USA	97.15	A	155.0	195.0	350.0
8	Kretz, Jean-Marie	FRA	98.25	B	150.0	192.5	342.5
9	Blake, Kevin	NZL	96.65	B	140.0	177.5	317.5
10	Ochieng, Pius	KEN	91.65	B	125.0	175.0	300.0
11	Sialaoa, Sione	SAM	98.85	B	125.0	155.0	280.0
	Orok, Oliver	NGR	98.20	A	172.5	0.0	0.0
	Pinsent, Peter	GBR	99.20	B	157.5	0.0	0.0
	Blomfjord, Olavi	SWE	99.35	B	145.0	0.0	0.0
	Salinas, Luis	NCA	99.65	B	0.0	AB	0.0
	Soderholm, Tom	SWE	97.85	A	160.0	-	W

Up To 110Kg
Group A + B-Snatch/Aug.07

Jusqu'a 110kg
Groupe a + b-arrache/07Aout

RANK RANG	NAME	CTRY	KG	GR	ATTEMPT/ESSAI			RESULTS RESULTATS
					1	2	3	
1	Oberburger,Norberto	ITA	104.55	A	170.0	175.0	180.0X	175.0
2	Taylor,Gary	GBR	106.70	A	170.0	175.0X	175.0X	170.0
3	Carlton,Guy	USA	108.75	A	162.5X	162.5	167.5	167.5
4	Tasnadi,Stefan	ROM	110.00	A	167.5	172.5X	172.5X	167.5
5	Squires, Albert	CAN	105.50	A	155.0	160.0	165.0	165.0
6	Pettersson,Goran	SWE	108.50	B	155.0	165.0	177.5X	165.0
7	Seipelt, Frank	FRG	100.60	A	150.0	155.0	160.0	160.0
8	Panayotakis, George	GRE	101.40	B	155.0	160.0	162.5X	160.0
9	Peters,Olaf	FRG	102.90	B	152.5	157.5X	157.5	157.5
10	Gerontas,Ioannis	GRE	103.20	B	147.5	152.5X	152.5	152.5
11	Eaton,Richard	USA	109.90	B	152.5	157.5X	157.5X	152.5
12	Ozon,Abuaihuda	SYR	108.15	B	140.0	145.0	147.5X	145.0
13	Stamp,Calvin	JAM	104.90	B	135.0	140.0	145.0X	140.0
	Mohamed,Ashraf	EGY	102.05	B	135.0X	135.0X	135.0X	0.0
	Kyazze,John	UGA	102.60	B	92.5X	95.0X	AB	0.0

Up To 110Kg
Group A + B-Clean And Jerk/Aug.07

Jusqu'a 110 kg
Groupe a + b-epaule et jete/07Aout

RANK RANG	NAME	CTRY	KG	GR	ATTEMPT/ESSAI			RESULTS RESULTATS
					1	2	3	
1	Oberburger,Norberto	ITA	104.55	A	205.0	210.0	215.0	215.0
2	Tasnadi,Stefan	ROM	110.00	A	205.0	212.5	215.0X	212.5
3	Carlton,Guy	USA	108.75	A	205.0	210.0	225.0X	210.0
4	Seipelt, Frank	FRG	100.60	A	200.0	207.5	212.5X	207.5
5	Squires, Albert	CAN	105.50	A	195.0	200.0	205.0X	200.0
6	Eaton,Richard	USA	109.90	B	192.5	197.5	200.0	200.0
7	Gerontas,Ioannis	GRE	103.20	B	190.0	197.5	202.5X	197.5
8	Pettersson,Goran	SWE	108.50	B	185.0	195.0	205.0X	195.0
9	Mohamed,Ashraf	EGY	102.05	B	180.0	190.0X	190.0	190.0
10	Peters,Olaf	FRG	102.90	B	190.0X	190.0	195.0X	190.0
11	Stamp,Calvin	JAM	104.90	B	180.0	185.0X	187.5X	180.0
12	Ozon,Abuaihuda	SYR	108.15	B	170.0	175.0X	175.0X	170.0
13	Kyazze,John	UGA	102.60	B	115.0	120.0X	120.0	120.0
	Taylor,Gary	GBR	106.70	A	195.0X	195.0X	202.5X	0.0
	Panayotakis,George	GRE	101.40	B	187.5X	187.5X	187.5X	0.0

Up To 110Kg
Group A + B-Snatch + Clean And Jerk/Aug.07

Jusqu'a 110 kg
Groupe a+b-arrache+epaule et jete/07Aout

RANK RANG NO.	NAME	CTRY	KG	GR	1	2	TOTAL
1	Oberburger, Norberto	ITA	104.55	A	175.0	215.0	390.0
2	Tasnadi, Stefan	ROM	110.00	A	167.5	212.5	380.0
3	Carlton, Guy	USA	108.75	A	167.5	210.0	377.5
4	Seipelt, Frank	FRG	100.60	A	160.0	207.5	367.5
5	Squires, Albert	CAN	105.50	A	165.0	200.0	365.0
6	Pettersson, Goran	SWE	108.50	B	165.0	195.0	360.0
7	Eaton, Richard	USA	109.90	B	152.5	200.0	352.5
8	Gerontas, Ioannis	GRE	103.20	B	152.5	197.5	350.0
9	Peters, Olaf	FRG	102.90	B	157.5	190.0	347.5
10	Stamp, Calvin	JAM	104.90	B	140.0	180.0	320.0
11	Ozon, Abuaihuda	SYR	108.15	B	145.0	170.0	315.0
	Taylor, Gary	GBR	106.70	A	170.0	0.0	0.0
	Panayotakis, George	GRE	101.40	B	160.0	0.0	0.0
	Mohamed, Ashraf	EGY	102.05	B	0.0	190.0	0.0
	Kyazze, John	UGA	102.60	B	0.0	120.0	0.0

Over 110Kg
Group A - Snatch/ Aug. 08

Plus de 110kg
Groupe a-arrache/08Aout

RANK RANG	NAME	CTRY	KG	GR	ATTEMPT/ESSAI			RESULTS RESULTATS
					1	2	3	
1	Martinez,Mario	USA	129.85	A	175.0	180.0	185.0	185.0
2	Nerlinger,Manfred	FRG	130.45	A	170.0	175.0	177.5	177.5
3	Lukim,Dinko	AUS	138.55	A	167.5	172.5	175.0X	172.5
4	Laggner,Stefan	AUT	136.35	A	170.0	175.0X	175.0X	170.0
5	Tsintaris,Ioannis	GRE	130.55	A	155.0X	155.0	162.5	162.5
6	Ironbar,Bassey	NGR	115.30	A	155.0X	155.0	160.0X	155.0
7	Mosbah,Mosad	EGY	110.05	A	145.0X	145.0	150.0	150.0
8	Oluoma,Batholomew	NGR	112.55	A	145.0	150.0	152.5X	150.0
9	Grammatikopoulos,Serafim	GRE	110.05	A	140.0	145.0X	145.0X	140.0

Over 110Kg
Group A-Clean And Jerk/Aug.08

Plus de 110kg
Groupe a - epaule et jete/08Aout

RANK RANG	NAME	CTRY	KG	GR	ATTEMPT/ESSAI			RESULTS RESULTATS
					1	2	3	
1	Lukim,Dinko	AUS	138.55	A	227.5	240.0	-	240.0 Q
2	Martinez,Mario	USA	129.85	A	212.5	220.0	225.0	225.0
3	Nerlinger,Manfred	FRG	130.45	A	220.0X	220.0	235.0X	220.0
4	Laggner,Stefan	AUT	136.35	A	215.0	222.5X	222.5X	215.0
5	Oluoma,Batholomew	NGR	112.55	A	180.0	187.5	192.5X	187.5
6	Tsintaris,Ioannis	GRE	130.55	A	185.0	200.0X	200.0X	185.0
7	Mosbah,Mosad	EGY	110.05	A	180.0X	180.0	185.0X	180.0
	Grammatikopoulos,Gerafim	GRE	110.05	A	170.0X	170.0X	170.0X	0.0
	Ironbar,Bassey	NGR	115.30	A	180.0X	-	-	W

Over 110Kg
Group A-Snatch + Clean And Jerk/Aug.08

Plus de 110kg
Groupe a - arrache + epaule et jete/08Aout

RANK RANG NO.	NAME	CTRY	KG	GR	1	2	TOTAL
1	Lukim,Dinko	AUS	138.55	A	172.5	240.0	412.5
2	Martinez,Mario	USA	129.85	A	185.0	225.0	410.0
3	Nerlinger,Manfred	FRG	130.45	A	177.5	220.0	397.5
4	Laggner,Stefan	AUT	136.35	A	170.0	215.0	385.0
5	Tsintaris,Ioannis	GRE	130.55	A	162.5	185.0	347.5
6	Oluoma,Batholomew	NGR	112.55	A	150.0	187.5	337.5
7	Mosbah,Mosad	EGY	110.05	A	150.0	180.0	330.0
	Grammatikopoulos,Serafim	GRE	110.05	A	140.0	0.0	0.0
	Ironbar,Bassey	NGR	115.30	A	155.0	-	W

Wrestling/Lutte

Officials

Federation Internationale de Lutte Amateur (FILA)

President/president Milan Ercegan (YUG)
 Secretary-General/secretaire-general Fernando Compte (ESP)
 Technical Delegates/delegues techniques Michael Dusson (FRA)
 Mihaly Biro (HUN)

LAOC Administrative Staff/Personnel Administratif de LAOC

Commissioner/commissionner Gary Thomson
 Competition Director and Sports Manager/directeur du competition et manager du sport Tim Johnson
 Venue Manager/manager de la venue Scott Williams

Participants/Participants


Freestyle Style Libre	Competitors Competiteurs	Countries Pays	Greco-Roman Style Greco-romain	Competitors Competiteurs	Countries Pays
Light Flyweight/poids mi mouche (48 kg)			Light Flyweight (48 kg)	12	12
Flyweight/poids mouche (52 kg)	17	17	Flyweight (52 kg)	12	12
Bantamweight/poids coq (57 kg)	16	16	Bantamweight (57 kg)	16	16
Featherweight/poids plume (62 kg)	16	16	Featherweight (62 kg)	20	20
Lightweight/poids leger (68 kg)	22	22	Lightweight (68 kg)	14	14
Welterweight/poids welter (74 kg)	22	22	Welterweight (74 kg)	17	17
Middleweight/poids moyen (82 kg)	16	16	Middleweight (82 kg)	15	15
Light Heavyweight/poids mi-lourd (90 kg)	16	16	Light Heavyweight (90 kg)	13	13
Heavyweight/poids lourd (100 kg)	11	11	Heavyweight (100 kg)	8	8
Super Heavyweight/poids super-lourd (100+kg)	8	8	Super Heavyweight (100+kg)	8	8




Legend/Legende

C criteria/critères
 DQ disqualification/disqualification
 EL eliminated/élimine
 F fall/tombé
 FOR forfeit/forfait
 GS great superiority/grande superiorite

I injured/blessé
 L loss by . . ./perte par. . .
 PI passivity while leading by 1-7 points/
 passivité alors qu'il menait à la marque de 1-7 points
 PREL results from preliminary bout/résultats du combat préliminaire
 PS passivity while leading by 8-11 points/
 passivité alors qu'il menait à la marque de 8-11 points
 W win by . . ./victoire par. . .

Anaheim Convention Center (7,000)





Wrestling

Lutte

Free Style 48Kg Round 1 /Aug. 07

Style libre 48kg Tour1/07Aout

NAME	CTRY	POINTS		RESULTS	TIME	CLASSIFICATION	
		BEF/AV.	RESULTS			POINTS	POINTS
		MATCH	RESULTATS	TEMPS	MATCH	TOTAL	
GROUP A/GROUPE A							
Son, Gab-Do	KOR		12	1:48	4.0	4.0	
Dutt, Sunil	IND		0		0.0	0.0	
Irie, Takashi	JPN		WF	0:37	4.0	4.0	
Andersson, Kent	SWE		LF		0.0	0.0	

FreeStyle 48Kg Round 2/Aug.08

Style libre 48 kg Tour 2/08Aout

NAME	CTRY	POINTS		RESULTS	TIM	CLASSIFICATION	
		BEF/AV.	RESULTS			POINTS	POINTS
		MATCH	RESULTATS	TEMPS	MATCH	TOTAL	
GROUP A/GROUPE A							
Son, Gab-Do	KOR	4.0	7		1.0	5.0	
Irie, Takashi	JPN	4.0	8	6:00	3.0	7.0	
Dutt, Sunil	IND	0.0	LC		1.0	1.0	
Andersson, Kent	SWE	0.0	WC	6:00	3.0	3.0	

FreeStyle 48Kg Group A Final/Aug. 08

Style libre 48 kg Finale groupe a/08 Aout

NAME	CTRY	POINTS		RESULTS	TIME	CLASSIFICATION	
		BEF/AV.	RESULTS			POINTS	POINTS
		MATCH	RESULTATS	TEMPS	MATCH	TOTAL	
ROUND 1/TOUR 1							
Son, Gab-Do	KOR		7		1.0	1.0	PREL
Irie, Takashi	JPN		8	6:00	3.0	3.0	
Andersson, Kent	SWE		BYE			0.0	
ROUND E/TOUR 2							
Andersson, Kent	SWE	0.0	0		0.0	0.0	
Son, Gab-Do	KOR	1.0	12	3:28	4.0	5.0	
Irie, Takashi	JPN	3.0	BYE			3.0	
ROUND 3/TOUR 3							
Irie, Takashi	JPN	3.0	WF	0:37	4.0	7.0	PREL
Andersson, Kent	SWE	0.0	LF		0.0	0.0	
Son, Gab-Do	KOR	5.0	BYE			5.0	

Free Style 48Kg Group B Final/Aug. 08

Style libre 48 kg Finale groupe b/08Aout

NAM	CTRY	POINTS		RESULTS	TIME	CLASSIFICATION	
		BEF/AV.	RESULTS			POINTS	POINTS
		MATCH	RESULTATS	TEMPS	MATCH	TOTAL	
ROUND 1/TOUR 1							
Heugabel, Reiner	FRG		4		1.0	1.0	
Gao, Wenhe	CHN		9	6:00	3.0	3.0	
Weaver, Robert	USA		BYE		0.0	0.0	
ROUND E/TOUR 2							
Weaver, Robert	USA	0.0	WF	2:56	4.0	4.0	
Heugabel, Reiner	FRG	1.0	LF		0.0	1.0	
Gao, Wenhe	CHN	3.0	BYE				
ROUND 3/TOUR 3							
Gao, Wenhe	CHN	3.0	0		0.0	3.0	
Weaver, Robert	USA	4.0	13	2:32	4.0	8.0	
Heugabel, Reiner	FRG	1.0	BYE				

FreeStyle 48Kg Final / Aug. 09

Style libre 48 kg Finale/09 Aout

NAME	CTRY	POINTS		RESULTS	TIME	CLASSIFICATION	
		BEF/AV.	RESULTS			POINTS	POINTS
		MATCH	RESULTATS	TEMPS	MATCH	TOTAL	
1ST/2NDPLACE							
Irie, Takashi	JPN		LF		0.0	0.0	
Weaver, Robert	USA		WF	2:58	4.0	4.0	
3RD/4THPLACE							
Son, Gab-Do	KOR		13	6:00	3.0	3.0	
Gao, Wenhe	CHN		7		1.0	1.0	
5TH/6TH PLACE							
Andersson, Kent	SWE		LP1		0.0	0.0	
Heugabel, Reiner	FRG		WP1	5:21	3.0	3.0	

Free Style 52 Kg Round 1 /Aug. 06

Style libre 52 kg Tour1/08Aout

NAME	CTRY	POINTS		RESULTS	TIME	CLASSIFICATION	
		BEF/AV.	RESULTS			POINTS	POINTS
		MATCH	RESULTATS	TEMPS	MATCH	TOTAL	
GROUP A/GROUPE A							
Garces, Ivan	ECU		14	3:36	4.0	4.0	
Lou, Wie-Ki	TPE		2		0.0	0.0	
Giord Maina, Jesmond	MLT		0		0.0	0.0	
Kim, Jong-Kyu	KOR		12	1:44	4.0	4.0	
Seyhanli, Aslan	TUR		14	6:00	3.5	3.5	
Bourdin, Thierry	FRA		4		0.5	0.5	
Niebler, Fritz	FRG		11		1.0	1.0	
Takahashi, Ray	CAN		13	6:00	3.0	3.0	
Liang, Dejin	CHN						
GROUP B/GROUPE B							
Moore, Garry	GBR		WF	2:04	4.0	4.0	
Aly, Farag	EGY		LF		0.0	0.0	
Gonzales, Joe	USA		3		1.0	1.0	
Trstena, Saban	YUG		6	6:00	3.0	3.0	
Olvera, Bernardo	MEX		0		0.0	0.0	
Singh, Mahavir	IND		12	2:39	4.0	4.0	
Takada, Yuji	JPN		WF	1:27	4.0	4.0	
Diaw, Talla	SEN		LF		0.0	0.0	

Free Style 52 Kg Round 2/Aug. 08

Style libre 52 kg Tour 2/08Aout

NAME	CTRY	POINTS		RESULTS	TIME	CLASSIFICATION	
		BEF/AV.	RESULTS			POINTS	POINTS
		MATCH	RESULTATS	TEMPS	MATCH	TOTAL	
GROUP A/GROUPE A							
Liang, Dejin	CHN	0.0	16	6:00	3.0	3.0	
Garces, Ivan	ECU	4.0	11		1.0	5.0	
Lou, Wie-Ki	TPE	0.0	3		0.5	0.5	
Giord Maina, Jesmond	MLT	0.0	11	6:00	3.5	3.5	
Kim, Jong-Kyu	KOR	4.0	WC	6:00	3.0	7.0	
Seyhanli, Aslan	TUR	3.5	LC		1.0	4.5	
Bourdin, Thierry	FRA	0.5	4		1.0	1.5	
Niebler, Fritz	FRG	1.0	5	6:00	3.0	4.0	
Takahashi, Ray	CAN	3.0	BYE			3.0	
GROUP B/GROUPE B							
Moore, Garry	GBR	4.0	LF		0.0	4.0	
Gonzales, Joe	USA	1.0	WF	2:14	4.0	5.0	
Aly, Farag	EGY	0.0	LF		0.0	0.0	
Trstena, Saban	YUG	3.0	WF	2:14	4.0	7.0	
Olvera, Bernardo	MEX	0.0	0		0.0	0.0	
Takada, Yuji	JPN	4.0	12	3:58	4.0	8.0	
Singh, Mahavir	IND	4.0	WF	5:09	4.0	8.0	
Diaw, Talla	SEN	0.0	LF		0.0	0.0	

Free Style 52 Kg Round 3/Aug. 08

Style libre 52 kg Tour 3/06Aout

NAME	CTRY	POINTS		RESULTS	TIME	CLASSIFICATION	
		BEF/AV.	RESULTS			POINTS	POINTS
		MATCH	RESULTATS	TEMPS	MATCH	TOTAL	
GROUP A/GROUPE A							
Takahashi, Ray	CAN	3.0	7	6:00	3.0	6.0	
Liang, Dejin	CHN	3.0	3		1.0	4.0	
Garces, Ivan	ECU	5.0	LF		0.0	5.0	
Kim, Jong-Kyu	KOR	7.0	WF	1:18	4.0	11.0	
Giord Maina, Jesmond	MLT	3.5	0		0.0	3.5	
Seyhanli, Aslan	TUR	4.5	13	4:55	4.0	8.5	
Niebler, Fritz	FRG	4.0	BYE			4.0	
GROUP B/GROUPE B							
Moore, Garry	GBR	4.0	LF		0.0	4.0	
Trstena, Saban	YUG	7.0	WF	1:59	4.0	11.0	
Gonzales, Joe	USA	5.0	LF		0.0	5.0	
Singh, Mahavir	IND	8.0	WF	0:58	4.0	12.0	
Takada, Yuji	JPN	8.0	BYE			8.0	

Free Style 52 Kg Round 4/Aug. 09

Style libre 52 kg Tour 4/09 Aout

NAME	CTRY	POINTS		RESULTS	TIME	CLASSIFICATION	
		BEF/AV.	RESULTS			POINTS	POINTS
		MATCH	RESULTATS	TEMPS	MATCH	TOTAL	
GROUP A/GROUPE A							
Niebler, Fritz	FRG	4.0	11	6:00	3.5	7.5	
Liang, Dejin	CHN	4.0	0		0.0	4.0	
Takahashi, Ray	CAN	6.0	10		1.0	7.0	
Kim, Jong-Kyu	KOR	1.0	15	6:00	3.0	14.0	
Seyhanli, Aslan	TUR	8.5	BYE			8.5	

Free Style 52 Kg Round 5/Aug.09

Style libre 52 kg Tour 5/09Aout

NAME	CTRY	POINTS		RESULTS	TIME	CLASSIFICATION	
		BEF/AV.	RESULTS			POINTS	POINTS
		MATCH	RESULTATS	TEMPS	MATCH	TOTAL	
GROUP A/GROUPE A							
Seyhanli, Aslan	TUR	8.5	LC		1.0	9.5	
Takahashi, Ray	CAN	7.0	WC	6:00	3.0	10.0	
Niebler, Fritz	FRG	7.5	6		1.0	8.5	
Kim, Jong-Kyu	KOR	14.0	13	6:00	3.0	17.0	

Free Style 52 Kg Group B Final/Aug. 10

Style libre 52kg Finale groupe b/10 Aout

NAME	CTRY	POINTS		RESULTS	TIME	CLASSIFICATION	
		BEF/AV.	RESULTS			POINTS	POINTS
		MATCH	RESULTATS	TEMPS	MATCH	TOTAL	
ROUND 1/TOUR 1							
Takada, Yuji	JPN	0.0	LC		1.0	1.0	
Trstena, Saban	YUG	0.0	WC	6:00	3.0	3.0	
Singh, Mahavir	IND	0.0	BYE			0.0	
ROUND 2/TOUR 2							
Singh, Mahavir	IND	0.0	2		0.0	0.0	
Takada, Yuji	JPN	1.0	14	2:51	4.0	5.0	
Trstena, Saban	YUG	3.0	BYE			3.0	
ROUND 3/TOUR 3							
Trstena, Saban	YUG	3.0	WF	1:13	4.0	7.0	
Singh, Mahavir	IND	0.0	LF		0.0	0.0	
Takada, Yuji	JPN	5.0	BYE			5.0	

Free Style 52 Kg Final/Aug. 10

Style libre 52 kg Finale/10Aout

NAME	CTRY	POINTS		RESULTS	TIME	CLASSIFICATION	
		BEF/AV.	RESULTS			POINTS	POINTS
		MATCH	RESULTATS	TEMPS	MATCH	TOTAL	
1ST / 2ND PLACE							
Kim, Jong-Kyu	KOR		LI		0.0	0.0	
Trstena, Saban	YUG		WI		4.0	4.0	
3RD / 4TH PLACE							
Takahashi, Ray	CAN		0		0.0	0.0	
Takada, Yuji	JPN		12	4:34	4.0	4.0	
5TH / 6TH PLACE							
Seyhanli, Aslan	TUR		14	6:00	3.5	3.5	
Singh, Mahavir	IND		5		0.5	0.5	
7THPLACE							
Niebler, Fritz	FRG						
8THPLACE							
Liang, Dejin	CHN						

Free Style 57 Kg Round1/Aug.09 **Style libre 57kg Tour 1/09Aout**

NAME	CTRY	POINTS		RESULTS	TIME	CLASSIFICATION	
		BEF/AV.	RESULTS			POINTS	POINTS
		MATCH	RESULTATS	TEMPS	MATCH	TOTAL	
GROUP A/GROUPE A							
Abood, Marwan Suhail	IRQ		2		1.0	1.0	
Aspen, Brian	GBR	5	6:00	3.0	3.0		
Akgun, Ibrahim	TUR	LF			0.0	0.0	
Tomiyama, Hideaki	JPN	WF	6:00	4.0	4.0		
Caceres, Orlando	PUR	14	6:00	3.5	3.5		
Leslie, Saul	PAN	4		0.5	0.5		
Nkondog, Simon	CMR	LF			0.0	0.0	
Singh, Rohtas	IND	WF	1:03	4.0	4.0		
GROUP B/GROUPE B							
Hawkins, Graeme	NZL	WF	1:35	4.0	4.0		
Garcia, Miguel Angel	ESP	LF		0.0	0.0		
Davis, Barry	USA	24	6:00	4.0	4.0		
Guanbunima	CHN	10		0.0	0.0		
Severino, Senvio T.	DOM	5		0.0	0.0		
Sorov, Zoran	YUG	17	5:13	4.0	4.0		
Holmes, Lawrence	CAN	1		0.0	0.0		
Kim, Eui-Kon	KOR	13	5:33	4.0	4.0		

Free Style 57 Kg Round 2/Aug. 10 **Style libre 57 kg Tour 2/10 Aout**

NAME	CTRY	POINTS		RESULTS	TIME	CLASSIFICATION	
		BEF/AV.	RESULTS			POINTS	POINTS
		MATCH	RESULTATS	TEMPS	MATCH	TOTAL	
GROUP A/GROUPE A							
Abood, Marwan Suhail	IRQ	1.0	LGS		0.0	1.0	
Akgun, Ibrahim	TUR	0.0	WGS	4:55	4.0	4.0	
Aspen, Brian	GBR	3.0	LF		0.0	3.0	
Tomiyama, Hideaki	JPN	4.0	WF	3:51	4.0	8.0	
Caceres, Orlando	PUR	3.5	WF	1:04	4.0	7.5	
Nkondog, Simon	CMR	0.0	LF		0.0	0.0	
Leslie, Saul	PAN	0.5	LGS		0.0	0.5	
Singh, Rohtas	IND	4.0	WGS	2:23	4.0	8.0	
GROUP B/GROUPE B							
Hawkins, Graeme	NZL	4.0	LGS		0.0	4.0	
Davis, Barry	USA	4.0	WGS	1:57	4.0	8.0	
Garcia, Miguel Angel	ESP	0.0	LGS		0.0	0.0	
Guanbunima	CHN	0.0	WGS	1:50	4.0	4.0	
Sorov, Zoran	YUG	4.0	8	6:00	3.0	7.0	
Holmes, Lawrence	CAN	0.0	3		1.0	1.0	
Kim, Eui-Kon	KOR		BYE				

Free Style 57Kg Round 3/ Aug. 10 **Style libre 57 kg Tour 3/10 Aout**

NAME	CTRY	POINTS		RESULTS	TIME	CLASSIFICATION	
		BEF/AV.	RESULTS			POINTS	POINTS
		MATCH	RESULTATS	TEMPS	MATCH	TOTAL	
GROUP A/GROUPE A							
Aspen, Brian	GBR	3.0	8	6:00	3.0	6.0	
Akgun, Ibrahim	TUR	4.0	5		1.0	5.0	
Tomiyama, Hideaki	JPN	8.0	11	6:00	3.5	11.5	
Caceres, Orlando	PUR	7.5	3		0.5	8.0	
Singh, Rohtas	IND	8.0	BYE			8.0	
GROUP B/GROUPE B							
Kim, Eui-Kon	KOR	4.0	1		0.5	4.5	
Davis, Barry	USA	8.0	9	6:00	3.5	11.5	
Hawkins, Graeme	NZL	4.0	3		0.0	4.0	
Guanbunima	CHN	4.0	15	3:22	4.0	8.0	
Sorov, Zoran	YUG	7.0	BYE			7.0	

Free Style 57 Kg Round 4 /Aug. 11 **Style libre 57 kg Tour 4/11 Aout**

NAME	CTRY	POINTS		RESULTS	TIME	CLASSIFICATION	
		BEF/AV.	RESULTS			POINTS	POINTS
		MATCH	RESULTATS	TEMPS	MATCH	TOTAL	
GROUP A/GROUPE A							
Singh, Rohtas	IND	8.0	LF		0.0	8.0	
Tomiyama, Hideaki	JPN	11.5	WF	2:19	4.0	15.5	
Aspen, Brian	GBR	6.0	LI		0.0	6.0	
Caceres, Orlando	PUR	8.0	WI		4.0	12.0	

NAME	CTRY	POINTS		RESULTS	TIME	CLASSIFICATION	
		BEF/AV.	RESULTS			POINTS	POINTS
		MATCH	RESULTATS	TEMPS	MATCH	TOTAL	
GROUP B/GROUPE B							
Sorov, Zoran	YUG	7.0	4		1.0	8.0	
Davis, Barry	USA	11.5	6	6:00	3.0	14.5	
Kim, Eui-Kon	KOR	4.5	12	1:56	4.0	8.5	
Guanbunima	CHN	8.0	0		0.0	8.0	

Free Style 67 Kg Group A Final /Aug. 11 **Style libre 57 kg Finale groupe a/ 11 Aout**

NAME	CTRY	POINTS		RESULTS	TIME	CLASSIFICATION	
		BEF/AV.	RESULTS			POINTS	POINTS
		MATCH	RESULTATS	TEMPS	MATCH	TOTAL	
ROUND 1 /TOUR 1							
Singh, Rohtas	IND		LF		0.0	0.0	PREL
Tomiyama, Hideaki	JPN		WF	2:19	4.0	4.0	
Caceres, Orlando	PUR		BYE				
ROUND 2 /TOUR 2							
Caceres, Orlando	PUR	0.0	12	6:00	3.5	3.5	
Singh, Rohtas	IND	0.0	4		0.5	0.5	
Tomiyama, Hideaki	JPN	4.0	BYE			4.0	
ROUND 3 /TOUR 3							
Tomiyama, Hideaki	JPN	4.0	11	6:00	3.5	7.5	PREL
Caceres, Orlando	PUR	3.5	3		0.5	4.0	
Singh, Rohtas	IND	0.5	BYE			0.5	

Free Style 57 Kg Group B Final / Aug.11 **Style libre 57 kg Finale groupe b / 11 Aout**

NAME	CTRY	POINTS		RESULTS	TIME	CLASSIFICATION	
		BEF/AV.	RESULTS			POINTS	POINTS
		MATCH	RESULTATS	TEMPS	MATCH	TOTAL	
ROUND 1 /TOUR 1							
Sorov, Zoran	YUG		2		0.5	0.5	
Kim, Eui-Kon	KOR	10	6:00	3.5	3.5		
Davis, Barry	USA		BYE			0.0	
ROUND 2 /TOUR 2							
Sorov, Zoran	YUG	0.5	4		1.0	1.5	PREL
Davis, Barry	USA	0.0	6	6:00	3.0	3.0	
Kim, Eui-Kon	KOR	3.5	BYE			3.5	
ROUND 3 /TOUR 3							
Kim, Eui-Kon	KOR	3.5	1		0.5	4.0	PREL
Davis, Barry	USA	3.0	9	6:00	3.5	6.5	
Sorov, Zoran	YUG	1.5	BYE			1.5	

Free Style 57 Kg Final /Aug. 11 **Style libre 57 kg Finale/ 11 Aout**

NAME	CTRY	POINTS		RESULTS	TIME	CLASSIFICATION	
		BEF/AV.	RESULTS			POINTS	POINTS
		MATCH	RESULTATS	TEMPS	MATCH	TOTAL	
1ST /2ND PLACE							
Tomiyama, Hideaki	JPN	8	6:00	3.0	3.0		
Davis, Barry	USA	3		1.0	1.0		
3RD /4TH PLACE							
Caceres, Orlando	PUR	4		1.0	1.0		
Kim, Eui-Kon	KOR	7	6:00	3.0	3.0		
5TH /6TH PLACE							
Singh, Rohtas	IND	3	6:00	3.0	3.0		
Sorov, Zoran	YUG	2		1.0	1.0		
7TH PLACE							
Guanbunima	CHN						
8TH PLACE							
Akgun, Ibrahim	TUR						

Free Style 62 Kg Round 1 /Aug. 07 **Style libre 62 kg Tour 1 / 07 Aout**

NAME	CTRY	POINTS		RESULTS	TIME	CLASSIFICATION	
		BEF/AV.	RESULTS			POINTS	POINTS
		MATCH	RESULTATS	TEMPS	MATCH	TOTAL	
GROUP A/GROUPE A							
Kaygusuz, Selman	TUR	6	6:00	3.0	3.0		
Herbster, Martin	FRG	5		1.0	1.0		
Lee, Jung-Keun	KOR	WF	0:55	4.0	4.0		
Inagaki, Jose	PER	LF		0.0	0.0		
Flores, Carmelo	PUR	WF	2:48	4.0	4.0		
Segning, Pascal	CMR	LF		0.0	0.0		
Akaishi, Kosei	JPN	7	6:00	3.0	3.0		
Robinson, Bob	CAN	4		1.0	1.0		
GROUP B/GROUPE B							
Santor, Gerard	FRA	9	6:00	3.5	3.5		
Navarrete, Daniel A.	ARG	1		0.5	0.5		
Camacho, Leonardo	BOL	0		0.0	0.0		
La Bruna, Antonio	ITA	12	4:09	4.0	4.0		
Dunbar, Mark Anthony	GBR	0		0.0	0.0		
Lewis, Randy	USA	12	2:36	4.0	4.0		
Singh, Gian	IND	2		1.0	1.0		
Brown, Cris	AUS	6	6:00	3.0	3.0		

Free Style 62 Kg Round 2 / Aug. 07 **Style libre 62 kg Tour 2 / 07 Aout**

NAME	CTRY	POINTS		RESULTS	TIME	CLASSIFICATION	
		BEF/AV.	RESULTS			POINTS	POINTS
		MATCH	RESULTATS	TEMPS	MATCH	TOTAL	
GROUP A/GROUPE A							
Kaygusuz, Selman	TUR	3.0	1		0.5	3.5	
Lee, Jung-Keun	KOR	4.0	10	6:00	3.5	7.5	
Herbster, Martin	FRG	1.0	WF	1:22	4.0	5.0	
Inagaki, Jose	PER	0.0	LF		0.0	0.0	
Flores, Carmelo	PUR	4.0	LF		0.0	4.0	
Akaishi, Kosei	JPN	3.0	WF	1:40	4.0	7.0	
Segning, Pascal	CMR	0.0	0		0.0	0.0	
Robinson, Bob	CAN	1.0	13	1:10	4.0	5.0	
GROUP B/GROUPE B							
Santor, Gerard	FRA	3.5	10	6:00	3.5	7.0	
Camacho, Leonardo	BOL	0.0	2		0.5	0.5	
Navarrete, Daniel A.	ARG	0.5	0		0.0	0.5	
La Bruna, Antonio	ITA	4.0	13	3:59	4.0	8.0	
Dunbar, Mark Anthony	GBR	0.0	5		1.0	1.0	
Singh, Gian	IND	1.0	6	6:00	3.0	4.0	
Lewis, Randy	USA	4.0	13	3:16	4.0	8.0	
Brown, Cris	AUS	3.0	1		0.0	3.0	

Free Style 62 Kg Round 3 / Aug. 07 **Style libre 62 kg Tour 3 / 07 Aout**

NAME	CTRY	POINTS		RESULTS	TIME	CLASSIFICATION	
		BEF/AV.	RESULTS			POINTS	POINTS
		MATCH	RESULTATS	TEMPS	MATCH	TOTAL	
GROUP A/GROUPE A							
Kaygusuz, Selman	TUR	3.5	13	2:37	4.0	7.5	
Flores, Carmelo	PUR	4.0	0		0.0	4.0	
Herbster, Martin	FRG	5.0	8	6:00	3.0	8.0	
Akaishi, Kosei	JPN	7.0	1		1.0	8.0	
Lee, Jung-Keun	KOR	7.5	10	6:00	3.0	10.5	
Robinson, Bob	CAN	5.0	9		1.0	6.0	
GROUP B/GROUPE B							
Santor, Gerard	FRA	7.0	0		0.0	7.0	
La Bruna, Antonio	ITA	8.0	5	6:00	3.0	11.0	
Lewis, Randy	USA	8.0	12	1:53	4.0	12.0	
Singh, Gian	IND	4.0	0		0.0	4.0	
Brown, Cris	AUS		BYE				

Free Style 62 Kg Round 4 / Aug. 08 **Style libre 62 kg Tour 4 / 08 Aout**

NAME	CTRY	POINTS		RESULTS	TIME	CLASSIFICATION	
		BEF/AV.	RESULTS			POINTS	POINTS
		MATCH	RESULTATS	TEMPS	MATCH	TOTAL	
GROUP A/GROUPE A							
Kaygusuz, Selman	TUR						

Wrestling

Lutte

Free Style 74 Kg Final / Aug. 10						Style libre 74 kg Finale / 10 Aout					
NAME	CTRY	POINTS		RESULTS	TIME	CLASSIFICATION		POINTS	TOTAL		
		BEF/AV.	MATCH			RESULTATS	TEMPS			MATCH	TOTAL
1ST / 2ND PLACE											
Schultz, David	USA	4	6:00	3.0	3.0	3.0	3.0				
Knosp, Martin	FRG	1		1.0	1.0						
3RD / 4TH PLACE											
Sejdi, Saban	YUG	5	6:00	3.0	3.0						
Singh, Rajender	IND	1		1.0	1.0						
5TH / 6TH PLACE											
Han, Myung-Woo	KOR	3		1.0	1.0						
Higuchi, Naomi	JPN	7	6:00	3.0	3.0						
7TH PLACE											
Mongeon, Marc	CAN										
8TH PLACE											
Rauhala, Pekka	FIN										

Free Style 82 Kg Round 1 / Aug. 09						Style libre 82 kg Tour 1 / 09 Aout					
NAME	CTRY	POINTS		RESULTS	TIME	CLASSIFICATION		POINTS	TOTAL		
		BEF/AV.	MATCH			RESULTATS	TEMPS			MATCH	TOTAL
GROUP A / GROUPE A											
Trik, Reiner	FRG	5	6:00	3.0	3.0						
Busarello, Guenter	AUT	3		1.0	1.0						
Lundell, Lennart	SWE	6	6:00	3.0	3.0						
Ilomaki, Jouni	FIN	1		1.0	1.0						
Nto, Barthelemy	CMR	LF		0.0	0.0						
Deskoulidis, Iraklis	GRE	WF	1:28	4.0	4.0						
Nagashima, Hideyuki	JPN	5		1.0	1.0						
Kim, Tae-Woo	KOR	10	6:00	3.0	3.0						
GROUP B / GROUPE B											
Reinsfield, Kenneth	NZL	5	6:00	3.0	3.0						
Agogo, Kally	NGR	1		1.0	1.0						
Schultz, Mark	USA			0.0	0.0						
Karabacak, Resit	TUR	WDQ	0:30	4.0	4.0						
Kurpas, Stefan Otto	GBR	0		0.0	0.0						
Rinke, Chris	CAN	12	4:52	4.0	4.0						
Ortelli, Luciano	ITA	7	6:00	3.0	3.0						
Ei Ashram, Mohamed	EGY	2		1.0	1.0						

Free Style 82 Kg Round 2 / Aug. 10						Style libre 82 kg Tour 2 / 10 Aout					
NAME	CTRY	POINTS		RESULTS	TIME	CLASSIFICATION		POINTS	TOTAL		
		BEF/AV.	MATCH			RESULTATS	TEMPS			MATCH	TOTAL
GROUP A / GROUPE A											
Trik, Reiner	FRG	3.0	7	6:00	3.0	6.0					
Lundell, Lennart	SWE	3.0	0		0.0	3.0					
Busarello, Guenter	AUT	1.0	5	6:00	3.0	4.0					
Ilomaki, Jouni	FIN	1.0	0		0.0	1.0					
Nto, Barthelemy	CMR	0.0	LF		0.0	0.0					
Nagashima, Hideyuki	JPN	1.0	WF	2:03	4.0	5.0					
Deskoulidis, Iraklis	GRE	4.0	2		1.0	5.0					
Kim, Tae-Woo	KOR	3.0	6	6:00	3.0	6.0					
GROUP B / GROUPE B											
Reinsfield, Kenneth	NZL	3.0	7		0.5	3.5					
Schultz, Mark	USA	0.0	16	6:00	3.5	3.5					
Agogo, Kally	NGR	1.0	LP1		0.0	1.0					
Kurpas, Stefan Otto	GBR	0.0	WP1	4:36	3.0	3.0					
Rinke, Chris	CAN	4.0	10	6:00	3.5	7.5					
Ortelli, Luciano	ITA	3.0	0		0.0	3.0					
Ei Ashram, Mohamed	EGY	1.0	BYE			1.0					

Free Style 82 Kg Round 3 / Aug. 10						Style libre 82 kg Tour 3 / 10 Aout					
NAME	CTRY	POINTS		RESULTS	TIME	CLASSIFICATION		POINTS	TOTAL		
		BEF/AV.	MATCH			RESULTATS	TEMPS			MATCH	TOTAL
GROUP A / GROUPE A											
Trik, Reiner	FRG	6.0	4		1.0	7.0					
Deskoulidis, Iraklis	GRE	5.0	5	6:00	3.0	8.0					
Busarello, Guenter	AUT	4.0	4		1.0	5.0					
Nagashima, Hideyuki	JPN	5.0	7	6:00	3.0	8.0					
Lundell, Lennart	SWE	3.0	2		1.0	4.0					
Kim, Tae-Woo	KOR	6.0	8	6:00	3.0	9.0					
GROUP B / GROUPE B											
Ei Ashram, Mohamed	EGY	1.0	LPS		0.0	1.0					
Reinsfield, Kenneth	NZL	3.5	WPS	5:49	3.5	7.0					
Schultz, Mark	USA	3.5	5	6:00	3.0	6.5					
Rinke, Chris	CAN	7.5	3		1.0	8.5					
Kurpas, Stefan Otto	GBR	3.0	LP1		0.0	3.0					
Ortelli, Luciano	ITA	3.0	WP1	4:34	3.0	6.0					

Free Style 82 Kg Round 4 / Aug. 11						Style libre 82 kg Tour 4 / 11 Aout					
NAME	CTRY	POINTS		RESULTS	TIME	CLASSIFICATION		POINTS	TOTAL		
		BEF/AV.	MATCH			RESULTATS	TEMPS			MATCH	TOTAL
GROUP A / GROUPE A											
Trik, Reiner	FRG	7.0	5	6:00	3.0	10.0					
Kim, Tae-Woo	KOR	9.0	2		1.0	10.0					
Deskoulidis, Iraklis	GRE	8.0	1		1.0	9.0					
Nagashima, Hideyuki	JPN	8.0	6	6:00	3.0	11.0					

Free Style 82 Kg Group A Final / Aug. 11						Style libre 82 kg Finale groupe a / 11 Aout					
NAME	CTRY	POINTS		RESULTS	TIME	CLASSIFICATION		POINTS	TOTAL		
		BEF/AV.	MATCH			RESULTATS	TEMPS			MATCH	TOTAL
ROUND 1 / TOUR 1											
Trik, Reiner	FRG		3		1.0	1.0					
Nagashima, Hideyuki	JPN		6	6:00	3.0	3.0					
Kim, Tae-Woo	KOR		BYE			0.0					
ROUND 2 / TOUR 2											
Trik, Reiner	FRG	1.0	5	6:00	3.0	4.0	PREL				
Kim, Tae-Woo	KOR	0.0	2		1.0	1.0					
Nagashima, Hideyuki	JPN	3.0	BYE			3.0					
ROUND 3 / TOUR 3											
Nagashima, Hideyuki	JPN	3.0	5		1.0	4.0	PREL				
Kim, Tae-Woo	KOR	1.0	10	6:00	3.0	4.0					
Trik, Reiner	FRG	4.0	BYE			4.0					

Free Style 82 Kg Group B Final / Aug. 11						Style libre 82 kg Finale groupe b / 11 Aout					
NAME	CTRY	POINTS		RESULTS	TIME	CLASSIFICATION		POINTS	TOTAL		
		BEF/AV.	MATCH			RESULTATS	TEMPS			MATCH	TOTAL
ROUND 1 / TOUR 1											
Schultz, Mark	USA		5	6:00	3.0	3.0	PREL				
Rinke, Chris	CAN		3		1.0	1.0					
ROUND 2 / TOUR 2											
ROUND 3 / TOUR 3											
ROUND 4 / TOUR 4											

Free Style 82 Kg Final / Aug. 11						Style libre 82 kg Finale / 11 Aout					
NAME	CTRY	POINTS		RESULTS	TIME	CLASSIFICATION		POINTS	TOTAL		
		BEF/AV.	MATCH			RESULTATS	TEMPS			MATCH	TOTAL
1ST / 2ND PLACE											
Nagashima, Hideyuki	JPN		0		0.0	0.0					
Schultz, Mark	USA		13	1:59	4.0	4.0					
3RD / 4TH PLACE											
Trik, Reiner	FRG		2		1.0	1.0					
Rinke, Chris	CAN		5	6:00	3.0	3.0					
5TH / 6TH PLACE											
Kim, Tae-Woo	KOR		10	6:00	3.0	3.0					
Reinsfield, Kenneth	NZL		3		1.0	1.0					
7TH PLACE											
Deskoulidis, Iraklis	GRE										
8TH PLACE											
Ortelli, Luciano	ITA										



**Greco-Roman Style 48 Kg
Group B Final / Aug. 01**

**Style greco-romain 48 kg
Finale groupe b / 01 Aout**

NAME	CTRY	POINTS		RESULTS	TIME	CLASSIFICATION	
		BEF / AV.	MATCH			POINTS	TOTAL
ROUND 1 / TOUR 1							
Jun, Dae-Je	KOR		18		1.0	1.0	
Scherer, Markus	FRG		24	6:00	3.0	3.0	
Saito, Ikuzo	JPN		BYE		0.0	0.0	
ROUND 2 / TOUR 2							
Saito, Ikuzo	JPN	0.0	15	6:00	3.0	3.0	
Jun, Dae-Je	KOR	1.0	13		1.0	2.0	
Scherer, Markus	FRG	3.0	BYE		0.0	3.0	
ROUND 3 / TOUR 3							
Scherer, Markus	FRG	3.0	18	6:00	3.5	6.5	
Saito, Ikuzo	JPN	3.0	7		0.5	3.5	
Jun, Dae-Je	KOR	2.0	BYE		0.0	2.0	

**Greco-Roman Style 48 Kg
Final /Aug. 01**

**Style greco-romain 48 kg
Finale / 01 Aout**

NAME	CTRY	POINTS		RESULTS	TIME	CLASSIFICATION	
		BEF/AV.	MATCH			POINTS	TOTAL
1ST / 2ND PLACE							
Maenza, Vincenzo	ITA		12	1:59	4.0	4.0	
Scherer, Markus	FRG		0		0.0	0.0	
3RD / 4TH PLACE							
Bora, Salih	TUR		5		1.0	1.0	
Saito, Ikuzo	JPN		7	6:00	3.0	3.0	
5TH / 6TH PLACE							
Andersson, Kent	SWE		10	6:00	3.0	3.0	
Jun, Dae-Je	KOR		3		1.0	1.0	

**Greco-Roman Style 52 Kg
Round 1 / July 31**

**Style greco-romain 52 kg
Tour 1 / 31 Juil**

NAME	CTRY	POINTS		RESULTS	TIME	CLASSIFICATION	
		BEF / AV.	MATCH			POINTS	TOTAL
GROUP A / GROUPE A							
Miyahara, Atsuji	JPN		WP1	3:52	3.0	3.0	
Cismasu, Mihai	ROM		LP1		0.0	0.0	
Chambellan, Jean-Pierre	FRA		0		0.0	0.0	
Bang, Dae-Du	KOR		12	1:25	4.0	4.0	
Ronningen, Jon	NOR		12	3:24	4.0	4.0	
Bukk, Anders	SWE		0		0.0	0.0	
GROUP B / GROUPE B							
Halonen, Taisto	FIN		12	3:22	4.0	4.0	
Garces, Ivan	ECU		0		0.0	0.0	
Moustafa, Mahmoud	EGY		1		0.0	0.0	
Hu, Richa	CHN		13	2:56	4.0	4.0	
Aceves, Daniel	MEX		LP1		0.0	0.0	
Kemah, Erol	TUR		WP1	4:51	3.0	3.0	

**Greco-Roman Style 52 Kg
Round 2 / July 31**

**Style greco-romain 52 kg
Tour 2/31 Juil**

NAME	CTRY	POINTS		RESULTS	TIME	CLASSIFICATION	
		BEF / AV.	MATCH			POINTS	TOTAL
GROUP A / GROUPE A							
Miyahara, Atsuji	JPN	3.0	12	2:03	4.0	7.0	
Chambellan, Jean-Pierre	FRA	0.0	0		0.0	0.0	
Cismasu, Mihai	ROM	0.0	5	6:00	3.0	3.0	
Ronningen, Jon	NOR	4.0	3		1.0	5.0	
Bang, Dae-Du	KOR	4.0	13	2:03	4.0	8.0	
Bukk, Anders	SWE	0.0	0		0.0	0.0	
GROUP B / GROUPE B							
Halonen, Taisto	FIN	4.0	WP1	4:50	3.0	7.0	
Fathalla, Mahmoud	EGY	0.0	LP1		0.0	0.0	
Garces, Ivan	ECU	0.0	2		0.0	0.0	
Aceves, Daniel	MEX	0.0	14	2:22	4.0	4.0	
Hu, Richa	CHN	4.0	14	6:00	3.5	7.5	
Kemah, Erol	TUR	3.0	4		0.5	3.5	

**Greco-Roman Style 52 Kg
Round 3 / Aug 01**

**Style greco-romain 52 kg
Tour 3 / 01 Aout**

NAME	CTRY	POINTS		RESULTS	TIME	CLASSIFICATION	
		BEF/AV.	MATCH			POINTS	TOTAL
GROUP A / GROUPE A							
Miyahara, Atsuji	JPN	7.0	12	6:00	3.0	10.0	
Ronningen, Jon	NOR	5.0	10		1.0	6.0 EL	
Cismasu, Mihai	ROM	3.0	12		1.0	4.0 EL	
Bang, Dae-Du	KOR	8.0	15	6:00	3.0	11.0	
GROUP B / GROUPE B							
Halonen, Taisto	FIN	7.0	9	6:00	3.0	10.0	
Kemah, Erol	TUR	3.5	2		1.0	4.5 EL	
Hu, Richa	CHN	7.5	8		1.0	8.5	
Aceves, Daniel	MEX	4.0	14	6:00	3.0	7.0	

**Greco-Roman Style 52 Kg
Group A Final / Aug. 02**

**Style greco-romain 52 kg
Finale groupe a / 02 Aout**

NAME	CTRY	POINTS		RESULTS	TIME	CLASSIFICATION	
		BEF/AV.	MATCH			POINTS	TOTAL
ROUND 1 / TOUR 1							
Miyahara, Atsuji	JPN		15	6:00	3.0	3.0	
Bang, Dae-Du	KOR		11		1.0	1.0	

**Greco-Roman Style 52 Kg
Group B Final / Aug. 02**

**Style greco-romain 52 kg
Finale group b / 02 Aout**

NAME	CTRY	POINTS		RESULTS	TIME	CLASSIFICATION	
		BEF/AV.	MATCH			POINTS	TOTAL
ROUND 1 / TOUR 1							
Halonen, Taisto	FIN		11		1.0	1.0	
Hu, Richa	CHN		12	6:00	3.0	3.0	
Aceves, Daniel	MEX		BYE		0.0	0.0	
ROUND 2 / TOUR 2							
Aceves, Daniel	MEX	0.0	9	6:00	3.0	3.0	
Halonen, Taisto	FIN	1.0	9		1.0	2.0	
Hu, Richa	CHN	3.0	BYE		0.0	3.0	
ROUND B / TOUR 3							
Hu, Richa	CHN	3.0	8		1.0	4.0 PREL	
Aceves, Daniel	MEX	3.0	14	6:00	3.0	6.0	
Halonen, Taisto	FIN	2.0	BYE		0.0	2.0	

**Greco-Roman Style 52 Kg
Final /Aug. 02**

**Style greco-romain 52 kg
Finale / 02 Aout**

NAME	CTRY	POINTS		RESULTS	TIME	CLASSIFICATION	
		BEF/AV.	MATCH			POINTS	TOTAL
1ST / 2ND PLACE							
Miyahara, Atsuji	JPN		9	6:00			
Aceves, Daniel	MEX		4				
3RD / 4TH PLACE							
Bang, Dae-Du	KOR		13	3:46			
Hu, Richa	CHN		1				
5TH / 6TH PLACE							
Ronningen, Jon	NOR		14	2:54			
Halonen, Taisto	FIN		0				
7TH PLACE							
Kemah, Erol	TUR						
8TH PLACE							
Cismasu, Mihai	ROM						

Wrestling

Lutte

Greco-Roman Style 74 Kg Round 1 / July 31						Style greco-romain 74 kg Tour 1/31 Juil					
NAME	CTRY	POINTS		RESULTS	TIME	CLASSIFICATION					
		BEF/AV.	RESULTS			POINTS	TOTAL				
GROUP A / GROUPE A											
Stratico, Oscar S.	ARG		0			0.0	0.0				
Helbing, Karl-Heinz	FRG		12		2:23	4.0	4.0				
Kim, Young-Nam	KOR		12		6:00	3.0	3.0				
Catalfo, Christopher	USA		6			1.0	1.0				
Awarka, Issam	LIB		0			0.0	0.0				
Mischler, Martial	FRA		13		2:02	4.0	4.0				
Mukai, Takahiro	JPN		9			1.0	1.0				
Taskiran, Celal	TUR		10		6:00	3.0	3.0				
Tallroth, Roger	SWE				BYE						
GROUP B / GROUPE B											
Stuebing, Jeff	CAN		0			0.0	0.0				
Rusu, Stefan	ROM		12		4:34	4.0	4.0				
Faris, Ali	IRQ		0			0.0	0.0				
Salomaki, Jouko	FIN		12		1:23	4.0	4.0				
Salas, Romelio	COL		5			1.0	1.0				
Hamad, Mohamed	EGY		12		6:00	3.0	3.0				
Kasap, Karolj	YUG		13		6:00	3.5	3.5				
Tahir, Abd El Aziz	MAR		3			0.5	0.5				
Greco-Roman Style 74 Kg Round 2 / July 31						Style greco-romain 74 kg Tour 2 / 31 Juil					
NAME	CTRY	POINTS		RESULTS	TIME	CLASSIFICATION					
		BEF/AV.	RESULTS			POINTS	TOTAL				
GROUP A / GROUPE A											
Tallroth, Roger	SWE	0.0	12		1:25	4.0	4.0				
Stratico, Oscar S.	ARG	0.0	0			0.0	0.0 EL				
Helbing, Karl-Heinz	FRG	4.0	2			1.0	5.0				
Kim, Young-Nam	KOR	3.0	7		6:00	3.0	6.0				
Catalfo, Christopher	USA	1.0			1:40	4.0	5.0				
Awarka, Issam	LIB	0.0	FOR			0.0	0.0 EL				
Mischler, Martial	FRA	4.0	13		2:42	4.0	8.0				
Mukai, Takahiro	JPN	1.0	1			0.0	1.0 EL				
Taskiran, Celal	TUR	3.0	BYE								
GROUP B / GROUPE B											
Steubing, Jeff	CAN	0.0	WF		4:56	4.0	4.0				
Faris, Ali	IRQ	0.0	LF			0.0	0.0 EL				
Rusu, Stefan	ROM	4.0	LC			1.0	5.0				
Salomaki, Jouko	FIN	4.0	WC		6:00	3.0	8.0				
Salas, Romelio	COL	1.0	0			0.0	1.0 EL				
Kasap, Karolj	YUG	3.5	13		2:38	4.0	7.5				
Hamad, Mohamed	EGY	3.0	WC		6:00	3.0	6.0				
Tahir, Abd El Aziz	MAR	0.5	LC			1.0	1.5 EL				
Greco-Roman Style 74 Kg Round 3 / July 31						Style greco-romain 74 kg Tour 3 / 31 Juil					
NAME	CTRY	POINTS		RESULTS	TIME	CLASSIFICATION					
		BEF/AV.	RESULTS			POINTS	TOTAL				
GROUP A / GROUPE A											
Taskiran, Celal	TUR	3.0	LPI			0.0	3.0				
Tallroth, Roger	SWE	4.0	WPI		5:13	3.5	7.5				
Helbing, Karl-Heinz	FRG	5.0	3			0.5	5.5				
Catalfo, Christopher	USA	5.0	13		6:00	3.5	8.5				
Kim, Young-Nam	KOR	6.0	7		6:00	3.0	9.0				
Mischler, Martial	FRA	8.0	3			1.0	9.0				
GROUP B / GROUPE B											
Steubing, Jeff	CAN	4.0	0			0.0	4.0				
Salomaki, Jouko	FIN	7.0	3		6:00	3.0	10.0				
Rusu, Stefan	ROM	5.0	14		4:15	4.0	9.0				
Hamad, Mohamed	EGY	6.0	0			0.0	6.0				
Kasap, Karolj	YUG	7.5	BYE								

Greco-Roman Style 74 Kg Round 4 / Aug. 01						Style greco-romain 74 kg Tour 4 / 01 Aout					
NAME	CTRY	POINTS		RESULTS	TIME	CLASSIFICATION					
		BEF/AV.	RESULTS			POINTS	TOTAL				
GROUP A / GROUPE A											
Taskiran, Celal	TUR	3.0	3			1.0	4.0				
Kim, Young-Nam	KOR	9.0	9		6:00	3.0	12.0				
Tallroth, Roger	SWE	7.5	13		6:00	3.5	11.0				
Catalfo, Christopher	USA	8.5	4			0.5	9.0				
Mischler, Martial	FRA	9.0	BYE								
GROUP B / GROUPE B											
Kasap, Karolj	YUG	7.5	2			1.0	8.5				
Rusu, Stefan	ROM	9.0	4		6:00	3.0	12.0				
Salomaki, Jouko	FIN	10.0	WGS		3:50	4.0	14.0				
Hamad, Mohamed	EGY	6.0	LGS			0.0	6.0				
Greco-Roman Style 74 Kg Group A Final / Aug. 02						Style greco-romain 74 kg Finale groupe a / 02 Aout					
NAME	CTRY	POINTS		RESULTS	TIME	CLASSIFICATION					
		BEF/AV.	RESULTS			POINTS	TOTAL				
ROUND 1 / TOUR 1											
Mischler, Martial	FRA		LPS			0.0	0.0				
Tallroth, Roger	SWE		WPS		5:46	3.5	3.5				
Kim, Young-Nam	KOR		BYE								
ROUND 2 / TOUR 2											
Kim, Young-Nam	KOR	0.0	WD		6:00	3.0	3.0				
Mischler, Martial	FRA	0.0	LO			1.0	1.0 PREL				
Tallroth, Roger	SWE	3.5	BYE								
ROUND 3 / TOUR 3											
Tallroth, Roger	SWE	3.5	11		6:00	3.5	7.0				
Kim, Young-Nam	KOR	3.0	0			0.0	3.0				
Mischler, Martial	FRA	1.0	BYE				1.0				
Greco-Roman Style 74 Kg Group B Final Aug. 02						Style greco-romain 74 kg Finale groupe b / 02 Aout					
NAME	CTRY	POINTS		RESULTS	TIME	CLASSIFICATION					
		BEF/AV.	RESULTS			POINTS	TOTAL				
ROUND 1 / TOUR 1											
Kasap, Karolj	YUG		LO			1.0	1.0 PREL				
Rusu, Stefan	ROM		WD		6:00	3.0	3.0				
Salomaki, Jouko	FIN		BYE								
ROUND 2 / TOUR 2											
Salomaki, Jouko	FIN	0.0	1			1.0	1.0				
Kasap, Karolj	YUG	1.0	5		6:00	3.0	4.0				
Rusu, Stefan	ROM	3.0	BYE				3.0				
ROUND 3 / TOUR 3											
Rusu, Stefan	ROM	3.0	LC			1.0	4.0 PREL				
Salomaki, Jouko	FIN	1.0	NC		6:00	3.0	4.0				
Kasap, Karolj	YUG	4.0	BYE				4.0				
Greco-Roman Style 74 Kg Final / Aug. 02						Style greco-romain 74 kg Finale / 02 Aout					
NAME	CTRY	POINTS		RESULTS	TIME	CLASSIFICATION					
		BEF/AV.	RESULTS			POINTS	TOTAL				
1ST / 2ND PLACE											
Tallroth, Roger	SWE		4								
Salomaki, Jouko	FIN		5		6:00						
3RD / 4TH PLACE											
Kim, Young-Nam	KOR		1								
Rusu, Stefan	ROM		6		6:00						
5TH / 6TH PLACE											
Mischler, Martial	FRA		3								
Kasap, Karolj	YUG		6		6:00						
7TH PLACE											
Catalfo, Christopher	USA										
8TH PLACE											
Hamad, Mohamed	EGY										

Greco-Roman Style 82 Kg Round 1 / Aug. 01						Style greco-romain 82 kg Tour 1 / 01 Aout					
NAME	CTRY	POINTS		RESULTS	TIME	CLASSIFICATION					
		BEF/AV.	RESULTS			POINTS	TOTAL				
GROUP A / GROUPE A											
Kim, Sang-Kyu	KOR		4			1.0	1.0				
EI Ashram, Mohamed	EGY		5		6:00	3.0	3.0				
Suzan, Mustafa	TUR		0			0.0	0.0				
Santerre, Louis	CAN		15		2:16	4.0	4.0				
Chandler, Daniel	USA		0			0.0	0.0				
Claeson, Soren	SWE		4		6:00	3.0	3.0				
Draica, Ion	ROM		4		6:00	3.0	3.0				
Mysen, Klaus	NOR		4			1.0	1.0				
GROUP B / GROUPE B											
Thanopoulos, Dimitrios	GRE				5:22	3.0	3.0				
Moriyama, Yasutoshi	JPN					0.0	0.0				
Marchl, Georg	AUT					0.0	0.0				
Seibold, Siegfried	FRG				5:34	3.0	3.0				
Petkovic, Momir	YUG		6		6:00	3.0	3.0				
Overmark, Jarmo	FIN		0			0.0	0.0				
Razzino, Ernesto	ITA		BYE								
Greco-Roman Style 82 Kg Round 2 / Aug. 01						Style greco-romain 82 kg Tour 2 / 02 Aout					
NAME	CTRY	POINTS		RESULTS	TIME	CLASSIFICATION					
		BEF/AV.	RESULTS			POINTS	TOTAL				
GROUP A / GROUPE A											
Kim, Sang-Kyu	KOR	1.0	WPI		5:37	3.0	4.0				
Suzan, Mustafa	TUR	0.0	LPI			0.0	0.0 EL				
EI Ashram, Mohamed	EGY	3.0	WF		:45	4.0	7.0				
Santerre, Louis	CAN	4.0	LF			0.0	4.0				
Chandler, Daniel	USA	0.0	LP1			0.0	0.0 EL				
Draica, Ion	ROM	3.0	WP1		5:38	3.0	6.0				
Claeson, Soren	SWE	3.0	WC		6:00	3.0	6.0				
Mysen, Klaus	NOR	1.0	LC			1.0	2.0 EL				
GROUP B / GROUPE B											
Razzino, Ernesto	ITA	0.0				1.0	1.0				
Thanopoulos, Dimitrios	GRE	3.0			6:00	3.0	6.0				
Moriyama, Yasutoshi	JPN	0.0	LP1			0.0	0.0 EL				
Marchl, Georg	AUT	0.0	WP1		5:19	3.0	3.0				
Seibold, Siegfried	FRG	3.0	LO			0.0	3.0				
Petkovic, Momir	YUG	3.0	WD		6:00	3.0	6.0				
Overmark, Jarmo	FIN	0.0	BYE								
Greco-Roman Style 82 Kg Round 3 / Aug. 02						Style greco-romain 82 kg Tour 3 / 02 Aout					
NAME	CTRY	POINTS		RESULTS	TIME	CLASSIFICATION					
		BEF/AV.	RESULTS			POINTS	TOTAL				
GROUP A / GROUPE A											
Kim, Sang-Kyu	KOR	4.0	8			1.0	5.0 EL				
Santerre, Louis	CAN	4.0	10		6:00	3.0	7.0				
EI Ashram, Mohamed	EGY	7.0	0			0.0	7.0				
Claeson, Soren	SWE	6.0	3		6:00	3.0	9.0				
Draica, Ion	ROM	6.0	BYE								
GROUP B / GROUPE B											
Overmark, Jarmo	FIN	0.0	10		6:00	3.0	3.0				
Razzino, Ernesto	ITA	1.0	5			1.0	2.0 EL				
Thanopoulos, Dimitrios	GRE	6.0	7								



Greco-Roman Style 82 Kg **Style greco-romain 82 kg**
Group A Final / Aug. 03 **Finale groupe a / 03 Aout**

NAME	CTRY	POINTS		RESULTS	TIME	CLASSIFICATION	
		BEF/AV.	RESULTS			POINTS	TOTAL
MATCH	RESULTATS	TEMPS	MATCH	TOTAL			
ROUND 1 / TOUR 1							
Draica, Ion	ROM		10	6:00	3.5	3.5	
Claeson, Soren	SWE		0		0.0	0.0	

Greco-Roman Style 82 Kg **Style greco-romain 82 kg**
Group B Final / Aug. 03 **Finale groupe b / 03 Aout**

NAME	CTRY	POINTS		RESULTS	TIME	CLASSIFICATION	
		BEF/AV.	RESULTS			POINTS	TOTAL
MATCH	RESULTATS	TEMPS	MATCH	TOTAL			
ROUND 1 / TOUR 1							
Overmark, Jarmo	FIN		6	6:00	3.0	3.0	
Thanopoulos, Dimitrios	GRE		1		1.0	1.0	
Petkovic, Momir	YUG		BYE				

ROUND 2 / TOUR 2

Petkovic, Momir	YUG	0.0	6	6:00	3.0	3.0 PREL
Overmark, Jarmo	FIN	3.0	0		0.0	3.0

Thanopoulos, Dimitrios	GRE	1.0	BYE			1.0
------------------------	-----	------------	-----	--	--	------------

ROUND 3 / TOUR 3

Thanopoulos, Dimitrios	GRE	1.0	5	6:00	3.0	4.0
Petkovic, Momir	YUG	3.0	1		1.0	4.0

Overmark, Jarmo	FIN		BYE			
-----------------	-----	--	-----	--	--	--

Greco-Roman Style 82 Kg **Style greco-romain 82 kg**
Final / Aug. 03 **Finale / 03 Aout**

NAME	CTRY	POINTS		RESULTS	TIME	CLASSIFICATION	
		BEF/AV.	RESULTS			POINTS	TOTAL
MATCH	RESULTATS	TEMPS	MATCH	TOTAL			

1ST / 2ND PLACE						
Draica, Ion	ROM		4	6:00		
Thanopoulos, Dimitrios	GRE		3			

3RD / 4TH PLACE						
Claeson, Soren	SWE		5	6:00		
Petkovic, Momir	YUG		2			

5TH / 6TH PLACE						
El Ashram, Mohamed	EGY		3			
Overmark, Jarmo	FIN		5	6:00		

7TH PLACE						
Santerre, Louis	CAN					

8TH PLACE						
Kim, Sang-Kyu	KOR					

Greco-Roman Style 90 Kg **Style greco-romain 90 kg**
Round 1 / July 30 **Tour 1 / 30 Juil**

NAME	CTRY	POINTS		RESULTS	TIME	CLASSIFICATION	
		BEF/AV.	RESULTS			POINTS	TOTAL
MATCH	RESULTATS	TEMPS	MATCH	TOTAL			
GROUP A / GROUPE A							
Kopas, Karolj	YUG		4		1.0	1.0	
Pozidis, George	GRE		5	6:00	3.0	3.0	
Rahman, Abdul Breesam	IRQ		LF		0.0	0.0	
Andersson, Frank	SWE		WF	1:01	4.0	4.0	
Kallos, Garry	CAN		3		0.5	0.5	
Hannula, Toni	FIN		11	6:00	3.5	3.5	
Fraser, Steven	USA		BYE				

GROUP B / GROUPE B

Court, Jean-Francois	FRA		13	6:00	3.5	3.5
Marx, Franz	AUT		4		0.5	0.5

Hase, Hiroshi	JPN		0		0.0	0.0
Matei, Ilie	ROM		13	1:52	4.0	4.0

Sachs, Uwe	FRG		10	6:00	3.5	3.5
Ibrahim, Kamal	EGY		1		0.5	0.5

Greco-Roman Style 90 Kg **Style greco-romain 90 kg**
Round 2 / July 30 **Tour 2 / 30 Juil**

NAME	CTRY	POINTS		RESULTS	TIME	CLASSIFICATION	
		BEF/AV.	RESULTS			POINTS	TOTAL
MATCH	RESULTATS	TEMPS	MATCH	TOTAL			

GROUP A / GROUPE A

Fraser, Steven	USA	0.0	4	6:00	3.0	3.0
Kopas, Karolj	YUG	1.0	1		1.0	2.0

Pozidis, George	GRE	3.0	15	2:37	4.0	7.0
Rahman, Abdul Breesam	IRQ	0.0	3		0.0	0.0

Andersson, Frank	SWE	4.0	15	4:16	4.0	8.0
Kallos, Garry	CAN	0.5	3		0.0	0.5

Hannula, Toni	FIN	3.5	BYE			
---------------	-----	------------	-----	--	--	--

GROUPE B / GROUPE B

Court, Jean-Francois	FRA	3.5	4	6:00	3.0	6.5
Hase, Hiroshi	JPN	0.0	0		0.0	0.0

Marx, Franz	AUT	0.5	4		1.0	1.5
Sachs, Uwe	FRG	3.5	7	6:00	3.0	6.5

Matei, Ilie	ROM	4.0	13	3:54	4.0	8.0
Ibrahim, Kamal	EGY	0.5	0		0.0	0.5

Greco-Roman Style 90 Kg **Style greco-romain 90 kg**
Round 3 / July 30 **Tour 3 / 30 Juil**

NAME	CTRY	POINTS		RESULTS	TIME	CLASSIFICATION	
		BEF/AV.	RESULTS			POINTS	TOTAL
MATCH	RESULTATS	TEMPS	MATCH	TOTAL			

GROUP A / GROUPE A

Hannula, Toni	FIN	3.5	LP1		0.0	3.5
Fraser, Steven	USA	3.0	NP1	4:18	3.0	6.0

Pozidis, George	GRE	7.0	2		0.0	7.0
Andersson, Frank	SWE	8.0	6	5:15	3.0	11.0

Greco-Roman Style 90 Kg **Style Greco-romain 90 kg**
Round 4 / July 31 **Tour 4 / 31 Juil**

NAME	CTRY	POINTS		RESULTS	TIME	CLASSIFICATION	
		BEF/AV.	RESULTS			POINTS	TOTAL
MATCH	RESULTATS	TEMPS	MATCH	TOTAL			

GROUP A / GROUPE A

Hannula, Toni	FIN	3.5	LP1		0.0	3.5
Pozidis, George	GRE	7.0	NP1	5:13	3.0	10.0

Fraser, Steven	USA	6.0	4	6:00	3.0	9.0
Andersson, Frank	SWE	11.0	1		1.0	12.0

Greco-Roman Style 90 Kg **Style greco-romain 90 kg**
Group A Final / July 31 **Finale groupe a / 31 Juil**

NAME	CTRY	POINTS		RESULTS	TIME	CLASSIFICATION	
		BEF/AV.	RESULTS			POINTS	TOTAL
MATCH	RESULTATS	TEMPS	MATCH	TOTAL			

Fraser, Steven	USA	3.0	2	6:00	3.0	6.0
Pozidis, George	GRE	0.0	1		1.0	1.0

Andersson, Frank	SWE	4.0	BYE			
------------------	-----	------------	-----	--	--	--

Greco-Roman Style 90 Kg **Style greco-romain 90 kg**
Group B Final / Aug. 01 **Finale groupe b / 01 Aout**

NAME	CTRY	POINTS		RESULTS	TIME	CLASSIFICATION	
		BEF/AV.	RESULTS			POINTS	TOTAL
MATCH	RESULTATS	TEMPS	MATCH	TOTAL			
ROUND 1 / TOUR 1							
Court, Jean-Francois	FRA		LPI		0.0	0.0	
Matei, Ilie	ROM		WP1	5:11	3.0	3.0	
Sachs, Uwe	FRG		BYE				

ROUND 2 / TOUR 2

Sachs, Uwe	FRG	0.0	WD	6:00	3.0	3.0
Court, Jean-Francois	FRA	0.0	LO		1.0	1.0

Matei, Ilie	ROM	3.0	BYE			
-------------	-----	------------	-----	--	--	--

ROUND 3 / TOUR 3

Matei, Ilie	ROM	3.0	WP1	5:10	3.0	6.0
Sachs, Uwe	FRG	3.0	LP1		0.0	3.0

Court, Jean-Francois	FRA	1.0	BYE			
----------------------	-----	------------	-----	--	--	--

Greco-Roman Style 90 Kg **Style greco-romain 90 kg**
Final / Aug. 01 **Finale / 01 Aout**

NAME	CTRY	POINTS		RESULTS	TIME	CLASSIFICATION	
		BEF/AV.	RESULTS			POINTS	TOTAL
MATCH	RESULTATS	TEMPS	MATCH	TOTAL			

1ST / 2ND PLACE						
Fraser, Steven	USA		1	6:00	3.0	3.0
Matei, Ilie	ROM		1		1.0	1.0

3RD / 4TH PLACE						
Andersson, Frank	SWE		5	6:00	3.0	3.0
Sachs, Uwe	FRG		0		0.0	0.0

5TH / 6TH PLACE						
Pozidis, George	GRE		2		1.0	1.0
Court, Jean-Francois	FRA		4	6:00	3.0	3.0

Wrestling

Lutte

Greco-Roman Style 100 Kg Round 1 / Aug. 01				Style greco-romain 100 kg Tour 1 / 01 Aout			
NAME	CTRY	POINTS		RESULTS	TIME	CLASSIFICATION	
		BEF/AV.	RESULTS			POINTS	TOTAL
GROUP A / GROUPE A							
Pikilidis, George	GRE		7	6:00	3.0	3.0	
Pitschmann, Franz	AUT		1		1.0	1.0	
Gustavsson, Karl-Johan	SHE		0		0.0	0.0	
Andrei, Vasile	ROM		13	3:41	4.0	4.0	
GROUP B / GROUPE B							
Gerdsmeier, Fritz	FRG			LF	0.0	0.0	
Tertelje, Jozef	YUG			WF	5:39	4.0	4.0
Gibson, Greg	USA		14	3:39	4.0	4.0	
Fujita, Yoshihiro	JPN		1		0.0	0.0	

Greco-Roman Style 100 Kg Round 2 / Aug. 02				Style greco-romain 100 kg Tour 2 / 02 Aout			
NAME	CTRY	POINTS		RESULTS	TIME	CLASSIFICATION	
		BEF/AV.	RESULTS			POINTS	TOTAL
GROUP A / GROUPE A							
Pikilidis, George	GRE	3.0	16	4:18	4.0	7.0	
Gustavsson, Karl-Johan	SWE	0.0	1		0.0	0.0	
Pitschmann, Franz	AUT	1.0	2		0.0	1.0	
Andrei, Vasile	ROM	4.0	15	2:45	4.0	8.0	
GROUP B / GROUPE B							
Gerdsmeier, Fritz	FRG	0.0	1		1.0	1.0	
Gibson, Greg	USA	4.0	6	6:00	3.0	7.0	
Tertelje, Jozef	YUG	4.0	4	1:33	4.0	8.0	
Fujita, Yoshihiro	JPN	0.0	0		0.0	0.0	

Greco-Roman Style 100 Kg Group A Final / Aug. 03				Style greco-romain 100 kg Finale groupe a / 03 Aout			
NAME	CTRY	POINTS		RESULTS	TIME	CLASSIFICATION	
		BEF/AV.	RESULTS			POINTS	TOTAL
ROUND 1 / TOUR 1							
Pikilidis, George	GRE			LP1	0.0	0.0	
Andrei, Vasile	ROM			WP1	4:05	3.5	3.5

Greco-Roman Style 100 Kg Group B Final / Aug. 03				Style greco-romain 100 kg Finale groupe b / 03 Aout			
NAME	CTRY	POINTS		RESULTS	TIME	CLASSIFICATION	
		BEF/AV.	RESULTS			POINTS	TOTAL
ROUND 1 / TOUR 1							
Tertelje, Jozef	YUG		2		1.0	1.0	
Gibson, Greg	USA		3	6:00	3.0	3.0	

Grew-Roman Style 100 Kg Final / Aug. 03				Style greco-romain 100 kg Finale / 03 Aout			
NAME	CTRY	POINTS		RESULTS	TIME	CLASSIFICATION	
		BEF/AV.	RESULTS			POINTS	TOTAL
1ST / 2ND PLACE							
Andrei, Vasile	ROM			WGS	4:16		
Gibson, Greg	USA			LGS			
3RD / 4TH PLACE							
Pikilidis, George	GRE		0				
Tertelje, Jozef	YUG		3	6:00			
5TH / 6TH PLACE							
Pitschmann, Franz	AUT		7				
Gerdsmeier, Fritz	FRG		5	6:00			
7TH PLACE (TIE)							
Fujita, Yoshihiro	JPN						
Gustavsson, Karl-Johan	SWE						

Greco-Roman Style + 100 Kg Round 1 / July 31				Style greco-romain +100 kg Tour 1 / 31 Juil			
NAME	CTRY	POINTS		RESULTS	TIME	CLASSIFICATION	
		BEF/AV.	RESULTS			POINTS	TOTAL
GROUP A / GROUPE A							
Blatnick, Jeffrey	USA			WP1	5:12	3.0	3.0
Memisevic, Refik	YUG			LP1		0.0	0.0
Pikilidis, Panayotis	GRE		11	6:00	3.0	3.0	
Ando, Masaya	JPN		7		1.0	1.0	
GROUP B / GROUPE B							
Lapenna, Antonio	ITA			LC		1.0	1.0
El Hadad, Hassan	EGY			WC		3.0	3.0
Dolipschi, Victor	ROM			DQ	4:52	0.0	0.0
Johansson, Thomas	SWE			DQ		0.0	0.0

Greco-Roman Style + 100 Kg Round 2 / July 31				Style greco-romain + 100 kg Tour 2 / 31 Juil			
NAME	CTRY	POINTS		RESULTS	TIME	CLASSIFICATION	
		BEF/AV.	RESULTS			POINTS	TOTAL
GROUP A / GROUPE A							
Blatnick, Jeffrey	USA	3.0	3		1.0	4.0	
Pikilidis, Panayotis	GRE	3.0	4	6:00	3.0	6.0	
Memisevic, Refik	YUG	0.0	WP1	4:49	3.0	3.0	
Ando, Masaya	JPN	1.0	LP1		0.0	1.0	
GROUP B / GROUPE B							
Lapenna, Antonio	ITA	1.0	LF		0.0	1.0	
Dolipschi, Victor	ROM	0.0	WF	4:24	4.0	4.0	
El Hadad, Hassan	EGY	3.0	LF		0.0	3.0	
Johansson, Thomas	SWE	0.0	WF	0:22	4.0	4.0	

Greco-Roman Style + 100 Kg Group A Final / Aug. 01				Style greco-romain + 100 kg Finale groupe a / 01 Aout			
NAME	CTRY	POINTS		RESULTS	TIME	CLASSIFICATION	
		BEF/AV.	RESULTS			POINTS	TOTAL
ROUND 1 / TOUR							
Blatnick, Jeffrey	USA			WP1	5:12	3.0	3.0 PREL
Memisevic, Refik	YUG			LP1		1.0	1.0
Pikilidis, Panayotis	GRE			BYE			
ROUND 2 / TOUR							
Blatnick, Jeffrey	USA	3.0	LD		1.0	4.0 PREL	
Pikilidis, Panayotis	GRE	0.0	WD	6:00	3.0	3.0	
Memisevic, Refik	YUG	1.0	BYE				
ROUND 3 / TOUR							
Memisevic, Refik	YUG	0.0	WPS	5:27	3.5	3.5	
Pikilidis, Panayotis	GRE	3.0	LPS		0.0	0.0	
Blatnick, Jeffrey	USA	4.0	BYE				

Greco-Roman Style + 100 Kg Group B Final / Aug. 01				Style greco-romain + 100 kg Finale groupe b / 01 Aout			
NAME	CTRY	POINTS		RESULTS	TIME	CLASSIFICATION	
		BEF/AV.	RESULTS			POINTS	TOTAL
ROUND 1 / TOUR 1							
El Hadad, Hassan	EGY	0.0	LP1		0.0	0.0	
Dolipschi, Victor	ROM	0.0	WP1	3:19	3.0	3.0	
Johansson, Thomas	SWE	0.0	BYE				
ROUND 2 / TOUR 2							
El Hadad, Hassan	EGY	0.0	LF		0.0	0.0 PREL	
Johansson, Thomas	SWE	0.0	WF	0:27	4.0	4.0	
Dolipschi, Victor	ROM	3.0	BYE				
ROUND 3 / TOUR 3							
Dolipschi, Victor	ROM	3.0	DQP	4:52	0.0	3.0 PREL	
Johansson, Thomas	SWE	4.0	DQP		0.0	4.0	
El Hadad, Hassan	EGY	0.0	BYE				

Greco-Roman Style + 100 Kg Group B Final / Aug. 01				Style greco-romain + 100 kg Finale groupe b / 01 Aout			
NAME	CTRY	POINTS		RESULTS	TIME	CLASSIFICATION	
		BEF/AV.	RESULTS			POINTS	TOTAL
ROUND 1 / TOUR 1							
El Hadad, Hassan	EGY	0.0	LP1		0.0	0.0	
Dolipschi, Victor	ROM	0.0	WP1	3:19	3.0	3.0	
Johansson, Thomas	SWE	0.0	BYE				
ROUND 2 / TOUR 2							
El Hadad, Hassan	EGY	0.0	LF		0.0	0.0 PREL	
Johansson, Thomas	SWE	0.0	WF	0:27	4.0	4.0	
Dolipschi, Victor	ROM	3.0	BYE				
ROUND 3 / TOUR 3							
Dolipschi, Victor	ROM	3.0	DQP	4:52	0.0	3.0 PREL	
Johansson, Thomas	SWE	4.0	DQP		0.0	4.0	
El Hadad, Hassan	EGY	0.0	BYE				

Greco-Roman Style + 100 Kg Final / Aug. 02				Style greco-romain + 100 kg Finale / 02 Aout			
NAME	CTRY	POINTS		RESULTS	TIME	CLASSIFICATION	
		BEF/AV.	RESULTS			POINTS	TOTAL
1ST / 2ND PLACE							
Blatnick, Jeffrey	USA		2		6:00		
Johansson, Thomas	SWE		0				
3RD / 4TH PLACE							
Memisevic, Refik	YUG		WP1	4:16			
Dolipschi, Victor	ROM		LP1				
5TH / 6TH PLACE							
Pikilidis, Panayotis	GRE		7		6:00		
El Hadad, Hassan	EGY		3				
7TH PLACE (TIE)							
Ando, Masaya	JPN						
Lapenna, Antonio	ITA						

*NOTE: Johannson was subsequently disqualified as his doping tests proved positive.

Yachting/Voile

Officials

International Yacht Racing Union (IYRU)

President / president
 Secretary-General / secretaire-general
 Technical Delegates / delegues techniques

Beppe Croce (ITA)
 Nigel Hacking (GBR)
 Tony Watts (GBR)
 Sven Hultin (FIN)

LAOOC Administrative Staff/Personnel Administratif de LAOOC

Commissioner / commissaire
 Co-Competition Directors/
 co-directeur du competition
 Co-Venue Managers/
 co-manager de la venue
 Sports Manager / manager du sport

Ted Hinshaw
 Don Brown
 Barry LaBow
 Rich Jeffries
 Thornton Hamlin
 Rich Jeffries

Participants/Participants

Women Femmes	Competitors Competiteurs	Countries Pays	Men Hommes	Competitors Competiteurs	Countries Pays
Boardsailing / planche à voile	16	8	Windglider	38	38
			Soling	66	22
			Flying Dutchman	34	17
			Star	38	19
			Finn	28	28
			Tornado	40	20
			470	56	28
			Boardsailing / Planche à voile	16	7

Legend/Legende

DNF	did not finish / n'a pas fini	PMS	premature starter / départ préaturé
DNS	did not start / n'a pas pris le départ	RET	retired / abandonné
DSQ	disqualified / disqualifié	YMP	yacht materially prejudiced / voilier ayant subi des dommages matériels

Long Beach Shoreline Marina and Harbor





Yachting

Voile

Windglider Class Alpha Course Race 1 / July 31

Classe windglider Parcours alpha course 1/31 Juil

POS	SAIL	CTRY	NAME	TIME	POINTS
	VOILE			TEMPS	
1	G	FRG	Meyer, Dirk	14:50:18	0.00
2	KZ	NZL	Kendall, Bruce	14:50:44	3.00
3	E	ESP	Bellini, Eduardo		5.70
4	H	HOL	Van Den Berg, Stephan		8.00
5	N	NOR	Rasmussen, Svein		10.00
6	I	ITA	Maran, Klaus		11.70
7	US	USA	Steele, Randall Scott		13.00
8	KA	AUS	Hyde, Greg		14.00
9	MT	MLT	Bonello, Peter		15.00
10	S	SWE	Nystrom, Hans		16.00
11	SWE	AUT	Eybl, Bjoern		17.00
12	KC	CAN	Graveline, Eric		18.00
13	IS	ISR	Atedji, Yehuda		19.00
14	VI	ISV	Klein, Kenneth C.		20.00
15	Y	YUG	Puh, Dusan		21.00
16	MX	MEX	Toscano, Mauricio		22.00
17	A	ARG	Garcia Velazco, Jorge R.		23.00
18	P	POR	Monteiro, Jose		24.00
19	PR	PUR	Dalmau, Manuel		25.00
20	Z	SUI	Erzberger, Marc		26.00
21	J	JPN	Sato, Tsutomu		27.00
22	GR	GRE	Georgosopoulos, Stilianos		28.00
23	PH	PHI	Ortega, Policarpio		29.00
24	KS	SIN	Chan, Kelly K. S.		30.00
25	KB	BER	Watlington, Hubert		31.00
26	CH	CHN	Tang, Qingcai		32.00
27	SM	SMR	Pelliccioni, Flavio		33.00
28	ANU	ANT	Ross, Inigo		34.00
29	TH	THA	Panyawan, Saard		35.00
30	SE	SEN	Wade, El Hadj		36.00
31	KH	HKG	Choi, Lee Keung		37.00
32	SK	KOR	Cho, Jin Sup		38.00
33	W	WA	Al-Maiwali, Talib-Salim		39.00
	F	FRA	Guillerot, Gildas	45.00	DSQ
	K	GBR	Hackford, David	45.00	DSQ
	KF	FIJ	Philp, Anthony Steven	45.00	DSQ
	OR	DOM	Esteban, Antonio	45.00	DNF
	BA	BAH	Nisbet, Thomas	45.00	DNF

Windglider Class Alpha Course Race 2 / Aug. 01

Classe windglider Parcours alpha course 2 / 01 Aout

POS	SAIL	CTRY	NAME	TIME	POINTS
	VOILE			TEMPS	
1	US	USA	Steele, Randall Scott		0.00
2	H	HOL	Van Den Berg, Stephan		3.00
3	KZ	NZL	Kendall, Bruce		5.70
4	PR	PUR	Dalmau, Manuel		8.00
5	N	NOR	Rasmussen, Svein		10.00
6	I	ITA	Maran, Klaus		11.70
7	F	FRA	Guillerot, Gildas		13.00
8	TH	THA	Panyawan, Saard		14.00
9	VI	ISV	Klein, Kenneth C.		15.00
10	A	ARG	Garcia Velazco, Jorge R.		16.00
11	OE	AUT	Eybl, Bjoern		17.00
12	MT	MLT	Bonello, Peter		18.00
13	KA	AUS	Hyde, Greg		19.00
14	IS	ISR	Atedji, Yehuda		20.00
15	G	FRG	Meyer, Dirk		21.00
16	E	ESP	Bellini, Eduardo		22.00
17	CH	CHN	Tang, Qingcai		23.00
18	Y	YUG	Puh, Dusan		24.00
19	SM	SMR	Pelliccioni, Flavio		25.00
20	MX	MEX	Toscano, Mauricio		26.00
21	K	GBR	Hackford, David		27.00
22	J	JPN	Sato, Tsutomu		28.00
23	P	POR	Monteiro, Jose		29.00
24	KF	FIJ	Philp, Anthony Steven		30.00
25	KS	SIN	Chan, Kelly K. S.		31.00
26	KH	HKG	Choi, Lee Keung		32.00
27	Z	SUI	Erzberger, Marc		33.00
28	KC	CAN	Graveline, Eric		34.00
29	GR	GRE	Georgosopoulos, Stilianos		35.00
30	ANU	ANT	Ross, Inigo		36.00
31	SK	KOR	Cho, Jin Sup		37.00
32	OR	DOM	Esteban, Antonio		38.00
33	BA	BAH	Nisbet, Thomas		39.00
34	OM	WA	Al-Maiwali, Talib-Salim		40.00
35	SE	SEN	Wade, El Hadj		41.00
	S	SWE	Nystrom, Hans	45.00	PMS
	PH	PHI	Ortega, Policarpio	45.00	PMS
	KB	BER	Watlington, Hubert	45.00	PMS

Windglider Class Alpha Course Race 3 / Aug. 02

Classe windglider Parcours alpha course 3 / 02 Aout

POS	SAIL	CTRY	NAME	TIME	POINTS
	VOILE			TEMPS	
1	H	HOL	Van Den Berg, Stephan	15:19:15	0.00
2	US	USA	Steele, Randall Scott	15:20:14	3.00
3	VI	ISV	Klein, Kenneth C.	15:21:00	5.70
4	S	SWE	Nystrom, Hans		8.00
5	F	FRA	Guillerot, Gildas		10.00
6	KZ	NZL	Kendall, Bruce		11.70
7	N	NOR	Rasmussen, Svein		13.00
8	I	ITA	Maran, Klaus		14.00
9	KA	AUS	Hyde, Greg		15.00
10	G	FRG	Meyer, Dirk		16.00
11	NT	MLT	Bonello, Peter		17.00
12	J	JPN	Sato, Tsutomu		18.00
13	OE	AUT	Eybl, Bjoern		19.00
14	V	YUG	Puh, Dusan		20.00
15	E	ESP	Bellini, Eduardo		21.00
16	K	GBR	Hackford, David		22.00
17	MX	MEX	Toscano, Mauricio		23.00
18	A	ARG	Garcia Velazco, Jorge R.		24.00
19	KC	CAN	Graveline, Eric		25.00

POS	SAIL	CTRY	NAME	TIME	POINTS
	VOILE			TEMPS	
20	TH	THA	Panyawan, Saard		26.00
21	CH	CHN	Tang, Qingcai		27.00
22	PH	PHI	Ortega, Policarpio		28.00
23	KS	SIN	Chan, Kelly K. S.		29.00
24	PR	PUR	Dalmau, Manuel		30.00
25	P	POR	Monteiro, Jose		31.00
26	Z	SUI	Erzberger, Marc		32.00
27	IS	ISR	Atedji, Yehuda		33.00
28	ANU	ANT	Ross, Inigo		34.00
29	KB	BER	Watlington, Hubert		35.00
30	KF	FIJ	Philp, Anthony Steven		36.00
31	SM	SMR	Pelliccioni, Flavio		37.00
32	OR	DOM	Esteban, Antonio		38.00
33	KH	HKG	Choi, Lee Keung		39.00
34	GR	GRE	Georgosopoulos, Stilianos		40.00
35	SK	KOR	Cho, Jin Sup		41.00
36	BA	BAH	Nisbet, Thomas		42.00
37	SE	SEN	Wade, El Hadj		43.00
38	OM	OMA	Al-Maiwali, Talib-Salim		44.00

Windglider Class Alpha Course Race 4 / Aug. 03

Classe windglider Parcours alpha course 4 / 03 Aout

POS	SAIL	CTRY	NAME	TIME	POINTS
	VOILE			TEMPS	
1	US	USA	Steele, Randall Scott	15:15:10	
2	KA	AUS	Hyde, Greg	15:16:27	3.00
3	MT	MLT	Bonello, Peter	15:16:43	5.70
4	J	JPN	Sato, Tsutomu		8.00
5	IS	ISR	Atedji, Yehuda		10.00
6	I	ITA	Maran, Klaus		11.70
7	Y	YUG	Puh, Dusan		13.00
8	VI	ISV	Klein, Kenneth C.		14.00
9	S	SWE	Nystrom, Hans		15.00
10	OE	AUT	Eybl, Bjoern		16.00
11	H	HOL	Van Den Berg, Stephan		17.00
12	N	NOR	Rasmussen, Svein		18.00
13	KZ	NZL	Kendall, Bruce		19.00
14	CH	CHN	Tang, Qingcai		20.00
15	TH	THA	Panyawan, Saard		21.00
16	F	FRA	Guillerot, Gildas		22.00
17	KC	CAN	Graveline, Eric		23.00
18	MX	MEX	Toscano, Mauricio		24.00
19	K	GBR	Hackford, David		25.00
20	G	FRG	Meyer, Dirk		26.00
21	KH	HKG	Choi, Lee Keung		27.00
22	KB	BER	Watlington, Hubert		28.00
23	A	ARG	Garcia Velazco, Jorge R.		29.00
24	E	ESP	Bellini, Eduardo		30.00
25	KF	FIJ	Philp, Anthony Steven		31.00
26	P	POR	Monteiro, Jose		32.00
27	PR	PUR	Dalmau, Manuel		33.00
28	SM	SMR	Pelliccioni, Flavio		34.00
29	PH	PHI	Ortega, Policarpio		35.00
30	Z	SUI	Erzberger, Marc		36.00
31	SK	KOR	Cho, Jin Sup		37.00
32	KS	SIN	Chan, Kelly K. S.		38.00
33	GR	GRE	Georgosopoulos, Stilianos		39.00
34	DR	DOM	Esteban, Antonio		40.00
35	ANU	ANT	Ross, Inigo		41.00
36	SE	SEN	Wade, El Hadj		42.00
37	OM	WA	Al-Maiwali, Talib-Salim		43.00
	BA	BAH	Nisbet, Thomas	45.00	DNF

Windglider Class Alpha Course Race 5 / Aug. 06

Classe windglider Parcours alpha course 5 / 06 Aout

POS	SAIL	CTRY	NAME	TIME	POINTS
	VOILE			TEMPS	
1	I	ITA	Maran, Klaus	15:00:22	0.00
2	KZ	NZL	Kendall, Bruce	15:01:10	3.00
3	F	FRA	Guillerot, Gildas	15:01:23	5.70
4	H	HOL	Van Den Berg, Stephan		8.00
5	OE	AUT	Eybl, Bjoern		10.00
6	N	NOR	Rasmussen, Svein		11.70
7	KA	AUS	Hyde, Greg		13.00
8	S	SWE	Nystrom, Hans		14.00
9	US	USA	Steele, Randall Scott		15.00
10	MT	MLT	Bonello, Peter		16.00
11	K	GBR	Hackford, David		17.00
12	G	FRG	Meyer, Dirk		18.00
13	E	ESP	Bellini, Eduardo		19.00
14	Y	YUG	Puh, Dusan		20.00
15	MX	MEX	Toscano, Mauricio		21.00
16	VI	ISV	Klein, Kenneth C.		22.00
17	P	POR	Monteiro, Jose		23.00
18	A	ARG	Garcia Velazco, Jorge R.		24.00
19	Z	SUI	Erzberger, Marc		25.00
20	KC	CAN	Graveline, Eric		26.00
21	IS	ISR	Atedji, Yehuda		27.00
22	J	JPN	Sato, Tsutomu		28.00
23	PH	PHI	Ortega, Policarpio		29.00
24	PR	PUR	Dalmau, Manuel		30.00
25	KS	SIN	Chan, Kelly K. S.		31.00
26	TH	THA	Panyawan, Saard		32.00
27	KB	BER	Watlington, Hubert		33.00
28	ANU	ANT	Ross, Inigo		34.00
29	CH	CHN	Tang, Qingcai		35.00
30	SM	SMR	Pelliccioni, Flavio		36.00
31	KH	HKG	Choi, Lee Keung		37.00
32	GR	GRE	Georgosopoulos, Stilianos		38.00
33	DR	DOM	Esteban, Antonio		39.00
34	SE	SEN	Wade, El Hadj		40.00
35	SK	KOR	Cho, Jin Sup		41.00
36	BA	BAH	Nisbet, Thomas		42.00
37	OM	WA	Al-Maiwali, Talib-Salim		43.00
	KF	FIJ	Philp, Anthony Steven	45.00	PMS



Windglider Class
Alpha Course Race 6 / Aug. 07

Classe windglider
Parcours alpha course 6 / 07 Aout

POS	SAIL VOILE	CTRY	NM	TIME TEMPS	POINTS
1	F	FRA	Guillerot, Gildas	14:47:20	0.00
2	H	HOL	Van Den Berg, Stephan	14:47:30	3.00
3	KZ	NZL	Kendall, Bruce	14:47:39	5.70
4	I	ITA	Maran, Klaus		8.00
5	G	FRG	Meyer, Dirk		10.00
6	KA	AUS	Hyde, Greg		11.70
7	OE	AUT	Eybl, Bjoern		13.00
8	S	SWE	Nystrom, Hans		14.00
9	US	USA	Steele, Randall Scott		15.00
10	K	GBR	Hackford, David		16.00
11	E	ESP	Bellini, Eduardo		17.00
12	VI	ISV	Klein, Kenneth C.		18.00
13	MT	MLT	Bonello, Peter		19.00
14	N	NOR	Rasmussen, Svein		20.00
15	A	ARG	Garcia Velazco, Jorge R.		21.00
16	Y	YUG	Puh, Dusan		22.00
17	J	JPN	Sato, Tsutomu		23.00
18	IS	ISR	Atedji, Yehuda		24.00
19	Z	SUI	Erzberger, Marc		25.00
20	MX	MEX	Toscano, Mauricio		26.00
21	KC	CAN	Graveline, Eric		27.00
22	KB	BER	Watlington, Hubert		28.00
23	P	POR	Monteiro, Jose		29.00
24	PR	PUR	Dalmau, Manuel		30.00
25	GR	GRE	Georgosopoulos, Stilianos		31.00
26	PH	PHI	Ortega, Policarpio		32.00
27	SM	SYR	Pelliccioni, Flavio		33.00
28	CH	CHN	Tang, Qingcai		34.00
29	ANU	ANT	Ross, Inigo		35.00
30	KF	FIJ	Philp, Anthony Steven		36.00
31	KS	SIN	Chan, Kelly K. S.		37.00
32	SE	SEN	Wade, El Hadj		38.00
33	TH	THA	Panyawan, Saard		39.00
34	KH	KOR	Choi, Lee Keung		40.00
35	OR	DOM	Esteban, Antonio		41.00
36	BA	BAH	Nisbet, Thomas		42.00
37	SK	KOR	Cho, Jin Sup		43.00
	OM	OMA	Al-Maiwali, Talib-Salim		45.00 DNF

Windglider Class
Alpha Course Race 7 / Aug. 08

Classe windglider
Parcours alpha course 7 / 08 Aout

POS	SAIL VOILE	CTRY	NAME	TIME TEMPS	POINTS
1	KA	AUS	Hyde, Greg	14:47:13	0.00
2	F	FRA	Guillerot, Gildas	14:47:16	3.00
3	H	HOL	Van Den Berg, Stephan	14:47:20	5.70
4	G	FRG	Meyer, Dirk		8.00
5	KZ	NZL	Kendall, Bruce		10.00
6	OE	AUT	Eybl, Bjoern		11.70
7	MT	UT	Bonello, Peter		13.00
8	E	ESP	Bellini, Eduardo		14.00
9	I	ITA	Maran, Klaus		15.00
10	K	GBR	Hackford, David		16.00
11	S	SWE	Nystrom, Hans		17.00
12	N	NOR	Rasmussen, Svein		18.00
13	P	POR	Monteiro, Jose		19.00
14	US	USA	Steele, Randall Scott		20.00
15	IS	ISR	Atedji, Yehuda		21.00
16	VI	ISV	Klein, Kenneth C.		22.00
17	KC	CAN	Graveline, Eric		23.00
18	KS	SIN	Chan, Kelly K. S.		24.00
19	Y	YUG	Puh, Dusan		25.00
20	Z	SUI	Erzberger, Marc		26.00
21	PR	PUR	Dalmau, Manuel		27.00
22	KB	BER	Watlington, Hubert		28.00
23	MX	MEX	Toscano, Mauricio		29.00
24	J	JPN	Sato, Tsutomu		30.00
25	A	ARG	Garcia Velazco, Jorge R.		31.00
26	PH	PHI	Ortega, Policarpio		32.00
27	SM	SYR	Pelliccioni, Flavio		33.00
28	CH	CHN	Tang, Qingcai		34.00
29	TH	THA	Panyawan, Saard		35.00
30	ANU	ANT	Ross, Inigo		36.00
31	KF	FIJ	Philp, Anthony Steven		37.00
32	SE	SEN	Wade, El Hadj		38.00
33	KH	HKG	Choi, Lee Keung		39.00
34	OR	DOM	Esteban, Antonio		40.00
35	SK	KOR	Cho, Jin Sup		41.00
36	OM	OMA	Al-Maiwali, Talib-Salim		42.00
	GR	GRE	Georgosopoulos, Stilianos		45.00 DNF
	BA	BAH	Nisbet, Thomas		45.00 DNS

Windglider Class
Race Summary/ Aug. 08

Classe windglider
Sommaire des courses / 08 Aout

POS	SAIL VOILE	CTRY	NAME	RACE / COURSE							POINTS TOTAL	POINTS NET
				1	2	3	4	5	6	7		
1	H	HOL	Van Den Berg, Stephan	4	2	1	11	4	2	3	44.70	27.70
2	us	USA	Steele, Randall Scott	7	1	2	1	9	9	14	66.00	46.00
3	KZ	NZL	Kendall, Bruce	2	3	DSQ	13	2	3	5	91.40	46.40
4	F	FRA	Guillerot, Gildas	DSQ	6	5	16	3	1	2	97.40	52.40
5	I	ITA	Maran, Klaus	6	5	7	6	1	4	9	69.40	54.40
6	KA	AUS	Hyde, Greg	8	12	8	2	7	6	1	73.70	55.70
7	G	FRG	Meyer, Dirk	1	14	YMP	20	12	5	4	93.20	67.20
8	OE	AUT	Eybl, Bjoern	11	10	YMP	10	5	7	6	97.00	80.00
9	MT	MLT	Bonello, Peter	9	11	10	3	10	13	7	101.70	82.70
10	S	SWE	Nystrom, Hans	10	PMS	4	9	8	8	11	129.00	84.00
11	N	NOR	Rasmussen, Svein	5	DSQ	6	12	6	14	12	134.40	89.40
12	E	ESP	Bellini, Eduardo	3	15	YMP	24	13	11	8	122.00	92.00
13	VI	ISV	Klein, Kenneth C.	14	8	3	8	16	12	16	115.70	93.70
14	IS	ISR	Atedji, Yehuda	13	13	YMP	5	21	18	15	138.60	111.60
15	Y	YUG	Puh, Dusan	15	17	13	7	14	16	19	143.00	118.00
16	J	JPN	Sato, Tsutomu	21	21	11	4	DSQ	17	24	177.00	132.00
17	A	ARG	Garcia Velazco, Jorge R.	17	9	YMP	23	18	15	25	165.40	134.40
18	MX	MEX	Toscano, Mauricio	16	19	15	18	15	20	23	168.00	139.00
19	KC	CAN	Graveline, Eric	12	27	YMP	17	20	21	17	173.40	140.40
20	PR	PUR	Dalmau, Manuel	19	4	YMP	DSQ	23	24	21	187.80	142.80
21	K	GBR	Hackford, David	DSQ	20	RET	19	11	10	10	190.00	145.00
22	P	POR	Monteiro, Jose	18	22	23	26	17	23	13	184.00	152.00
23	TH	THA	Panyawan, Saard	29	7	18	15	25	33	29	198.00	159.00
24	Z	SUI	Erzberger, Marc	28	26	YMP	29	19	19	20	195.80	160.80
25	CH	CHN	Tang, Qingcai	26	16	19	14	28	28	28	201.00	167.00
26	KS	SIN	Chan, Kelly K. S.	24	24	21	31	24	31	18	215.00	178.00
27	KB	BER	Watlington, Hubert	25	PMS	27	22	26	22	22	225.00	180.00
28	PH	PHI	Ortega, Policarpio	23	PMS	20	28	22	26	26	226.00	181.00
29	SM	SMR	Pelliccioni, Flavio	27	18	29	27	29	27	27	226.00	191.00
30	ANU	ANT	Ross, Inigo	28	29	26	34	27	29	30	245.00	205.00
31	GR	GRE	Georgosopoulos, Stilianos	22	28	32	32	31	25	DNF	251.00	206.00
32	KH	HKG	Choi, Lee Keung	31	25	31	21	30	34	33	247.00	207.00
33	KF	FIJ	Philp, Anthony Steven	DSQ	23	28	25	PMS	30	31	257.00	212.00
34	SK	KOR	Cho, Jin Sup	32	30	33	30	34	RET	34	274.00	229.00
35	SE	SEN	Wade, El Hadj	30	34	DSQ	35	33	32	32	277.00	232.00
36	OR	DOM	Esteban, Antonio	DNF	31	30	33	32	35	DSQ	281.00	236.00
37	OM	OMA	Al-Maiwali, Talib-Salim	33	33	YMP	36	36	DNF	35	288.60	243.60
38	BA	BAH	Nisbet, Thomas	DNF	32	34	RET	35	36	RET	296.00	251.00

YMP FOR RACE 3 = POINTS EQUAL TO THE AVERAGE. TO THE NEAREST TENTH OF A POINT. OF POINTS IN ALL RACES IN THE SERIES EXCEPT THE WORST RACE AND RACE 3/
YMP POUR COURSE 3 = POINTS EGAL A LA MOYENNE. AU DIXIEME DE POINT PRES. DES POINTS DE TOUTES LES COURSES DE LA SERIE EXCEPTEE LA PIRE ET LA COURSE 3

Soling Class
Charlie Course Race 1 / July 31
Class soling
Parcours charlie course 1 / 31 Juil

POS	SAIL	CTRY	NAME	TIME	POINTS
	VOILE			TEMPS	
1	US	USA	Haines Jr., Robert Trevelyan, Edward Davis, Roderick	15:46:17	0.00
2	K	GBR	Law, Christopher Leask, Edward Richards, Jeremy	15:47:08	3.00
3	BL	BRA	Grael, Torben Adler, Daniel Senfft, Ronaldo	15:47:43	5.70
4	KC	CAN	Fogh, Hans Kerr, John Calder, Steve		8.00
5	KA	AUS	Sheard, Gary Doming, Tim Gordon, Dean		10.00
6	I	ITA	Lamaro, Gianluca Romano, Valerio Dalla Vecchia, Aurelio		11.70
7	S	SWE	Gravare, Magnus Gravare, Martin Wallin, Eric		13.00
8	D	DEN	Bank, Jesper Andersen, Thomas Mathiasen, Jan Dupont		14.50
8	GR	WE	Boudouris, Anastasios Deligiannis, Dimitrios Spiridis, George		14.50
10	G	FRG	Kuhweide, Willy May, Dr. Axel Loll, Eckhard		16.00
11	N	NW	Usterud, Dag Halfdan Skui, Borre Halvorsen, Stein Lund		17.00
12	OE	AUT	Farthofer, Michael Holler, Christian Holler, Richard		18.00
13	X	CHI	Herman, Louis Zvazola, Jorge Gonzalez, Manuel		19.00
14	J	JPN	Hirozawa, Takaharu Okita, Minoru Fujiwara, Takumi		20.00
15	A	ARG	Ferrero, Pedro Sanguinetti, Carlos A. Llorens, Alberto A.		21.00
16	U	URU	Knuppel, Bernd Ferreiro De Nava, Alejand Dupont Galione, Enrique		22.00
17	KV	IVB	Tattersall, Robin Thomas, Keith Meyers, Elvet		23.00
18	PK	PAK	Akhtar, Khalid Yusoof, Adnan Khan, Haseem		24.00
19	VI	ISV	Braure, Jean Grybowski, Kirk Singh, Marlon		25.00
	F	FRA	Haegeli, Patrick Audoin, Michel Massu, Philippe		29.00 RET
	KZ	NZL	Dodson, Tom Daubney, Simon Hansen, Aran		29.00 RET
	PR	PUR	Tulla, Eric Pignolet, Jerry Ramos, Ronnie		29.00 DNF

Soling Class
Charlie Course Race 2 / Aug. 01
Classe soling
Parcours charlie course 2 / 01 Aout

POS	SAIL	CTRY	NAME	TIME	POINTS
	VOILE			TEMPS	
1	N	NOR	Usterud, Dag Halfdan Skui, Borre Halvorsen, Stein Lund	15:51:52	0.00
2	I	ITA	Lamaro, Gianluca Romano, Valerio Dalla Vecchia, Aurelio	16:52:58	3.00
3	KA	AUS	Sheard, Gary Doming, Tim Gordon, Dean	16:53:18	5.70
4	G	FRG	Kuhweide, Willy May, Dr. Axel Loll, Eckhard		8.00

POS	SAIL	CTRY	NAME	TIME	POINTS
	VOILE			TEMPS	
5	GR	WE	Boudouris, Anastasios Dalgiannis, Dimitrios Spiridis, George		10.00
6	KC	CAN	Fogh, Hans Kerr, John Calder, Steve		11.70
7	BL	BRA	Grael, Torben Adler, Daniel Senfft, Ronaldo		13.00
8	K	GBR	Law, Christopher Leask, Edward Richards, Jeremy		14.00
9	US	USA	Haines Jr., Robert Trevelyan, Edward Davis, Roderick		15.00
10	S	SY	Gravare, Magnus Gravare, Martin Wallin, Eric		16.00
11	OE	AUT	Farthofer, Michael Holler, Christian Holler, Richard		17.00
12	KZ	NZL	Dodson, Tom Daubney, Simon Hansen, Aran		18.00
13	D	DEN	Bank, Jesper Andersen, Thomas Mathiasen, Jan Dupont		19.00
14	F	FRA	Haegeli, Patrick Audoin, Michel Massu, Philippe		20.00
15	A	ARG	Ferrero, Pedro Sanguinetti, Carlos A. Llorens, Alberto A.		21.00
16	U	URU	Knuppel, Bernd Ferreiro De Nava, Alejand Dupont Galione, Enrique		22.00
17	X	CHI	Herman, Louis Zvazola, Jorge Gonzalez, Manuel		23.00
18	J	JPN	Hirozawa, Takaharu Okita, Minoru Fujiwara, Takumi		24.00
19	PR	PUR	Tulla, Eric Pignolet, Jerry Ramos, Ronnie		25.00
20	KV	IVB	Tattersall, Robin Thomas, Keith Meyers, Elvet		26.00
21	PK	PAK	Akhtar, Khalid Yusoof, Adnan Khan, Naseem		27.00
22	VI	ISV	Braure, Jean Grybowski, Kirk Singh, Marlon		28.00

Soling Class
Charlie Course Race 3 / Aug. 02
Classe soling
Parcours charlie course 3 / 02 Aout

POS	SAIL	CTRY	NAME	TIME	POINTS
	VOILE			TEMPS	
1	KC	CAN	Fogh, Hans Kerr, John Calder, Steve	16:04:36	0.00
2	BL	BRA	Grael, Torben Adler, Daniel Senfft, Ronaldo	16:05:40	3.00
3	US	USA	Haines Jr., Robert Trevelyan, Edward Davis, Roderick	16:06:28	5.70
4	GR	WE	Boudouris, Anastasios Deligiannis, Dimitrios Spiridis, George		8.00
5	KA	AUS	Sheard, Gary Doming, Tim Gordon, Dean		10.00
6	U	URU	Knuppel, Bernd Ferreiro De Nava, Alejand Dupont Galione, Enrique		11.70
7	D	DEN	Bank, Jesper Andersen, Thomas Mathiasen, Jan Dupont		13.00
8	N	NW	Usterud, Dag Halfdan Skui, Bone Halvorsen, Stein Lund		14.00



POS	SAIL VOILE	CTRY	NAME	TIME TEMPS	POINTS
9	G	FRG	Kuhweide, Willy May, Dr. Axel Loll, Eckhard		15.00
10	I	ITA	Lamaro, Gianluca Romano, Valerio Dalla Vecchia, Aurelio		16.00
11	S	SWE	Gravare, Magnus Gravare, Martin Wallin, Eric		17.00
12	A	ARG	Ferrero, Pedro Sanguinetti, Carlos A. Llorens, Alberto A.		18.00
13	K	GBR	Law, Christopher Leask, Edward Richards, Jeremy		19.00
14	OE	AUT	Farthofer, Michael Holler, Christian Holler, Richard		20.00
15	X	CHI	Herman, Louis Zvazola, Jorge Gonzalez, Manuel		21.00
16	F	FRA	Haegeli, Patrick Audoin, Michel Massu, Philippe		22.00
17	KZ	NZL	Dodson, Tom Daubney, Simon Hansen, Aran		23.00
18	PK	PAK	Akhtar, Khalid Yousoof, Adnan Khan, Haseem		24.00
19	PR	PUR	Tulla, Eric Pignolet, Jerry Ramos, Ronnie		25.00
20	KV	IVB	Tattersall, Robin Thomas, Keith Meyers, Elvet		26.00
21	J	JPN	Hirozawa, Takaharu Okita, Minoru Fujiwara, Takumi		27.00
22	VI	ISV	Braure, Jean Grybowski, Kirk Singh, Marlon		28.00

Soling Class **Class soling**
Charlie Course Race 4 / Aug. 03 **Parcours charlie course 4 / 03 Aout**

POS	SAIL VOILE	CTRY	NAME	TIME TEMPS	POINTS
1	GR	GRE	Boudouris, Anastasios Deligiannis, Dimitrios Spiridis, George	16:04:40	0.00
2	K	GBR	Law, Christopher Leask, Edward Richards, Jeremy	16:06:00	3.00
3	A	ARG	Ferrero, Pedro Sanguinetti, Carlos A. Llorens, Alberto A.	16:06:48	5.70
4	N	NW	Usterud, Dag Halfdan Skui, Borre Halvorsen, Stein Lund		8.00
5	US	USA	Haines Jr., Robert Trevelyan, Edward Davis, Roderick		10.00
6	F	FRA	Haegeli, Patrick Audoin, Michel Massu, Philippe		11.70
7	I	ITA	Lamaro, Gianluca Romano, Valerio Dalla Vecchia, Aurelio		13.00
8	KC	CAN	Fogh, Hans Kerr, John Calder, Steve		14.00
9	G	FRG	Kuhweide, Willy May, Dr. Axel Loll, Eckhard		15.00
10	BL	BRA	Grael, Torben Adler, Daniel Senfft, Ronaldo		16.00
11	KZ	NZL	Dodson, Tom Daubney, Simon Hansen, Aran		17.00
12	D	DEN	Bank, Jesper Andersen, Thomas Mathiasen, Jan Dupont		18.00

POS	SAIL VOILE	CTRY	NAME	TIME	POINTS
13	U	URU	Knuppel, Bernd Ferreiro De Hava, Alejand Dupont Galione, Enrique		19.00
14	OE	AUT	Farthofer, Michael Holler, Christian Holler, Richard		20.00
15	KA	AUS	Sheard, Gary Doming, Tim Gordon, Dean		21.00
16	J	JPN	Hirozawa, Takaharu Okita, Minoru Fujiwara, Takumi		22.00
17	S	SWE	Gravare, Magnus Gravare, Martin Wallin, Eric		23.00
18	KV	IVB	Tattersall, Robin Thomas, Keith Meyers, Elvet		24.00
19	PK	PAK	Akhtar, Khalid Yousoof, Adnan Khan, Haseem		25.00
20	X	CHI	Herman, Louis Zvazola, Jorge Gonzalez, Manuel		26.00
21	PR	PUR	Tulla, Eric Pignolet, Jerry Ramos, Ronnie		27.00
22	VI	ISV	Braure, Jean Grybowski, Kirk Singh, Marlon		28.00

Soling Class **Class soling**
Charlie Course Race 5 / Aug. 06 **Parcours charlie course 5 / 06 Aout**

POS	SAIL VOILE	CTRY	NAME	TIME TEMPS	POINTS
1	US	USA	Haines Jr., Robert Trevelyan, Edward Davis, Roderick	16:11:16	0.00
2	S	SWE	Gravare, Magnus Gravare, Martin Wallin, Eric	16:13:40	3.00
3	N	NOR	Usterud, Dag Halfdan Skui, Borre Halvorsen, Stein Lund	16:13:49	5.70
4	KA	AUS	Sheard, Gary Doming, Tim Gordon, Dean		8.00
5	KC	CAN	Fogh, Hans Kerr, John Calder, Steve		10.00
6	GR	GRE	Boudouris, Anastasios Deligiannis, Dimitrios Spiridis, George		11.70
7	D	DEN	Bank, Jesper Andersen, Thomas Mathiasen, Jan Dupont		13.00
8	F	FRA	Haegeli, Patrick Audoin, Michel Massu, Philippe		14.00
9	I	ITA	Lamaro, Gianluca Romano, Valerio Dalla Vecchia, Aurelio		15.00
10	BL	BRA	Grael, Torben Adler, Daniel Senfft, Ronaldo		16.00
11	OE	AUT	Farthofer, Michael Holler, Christian Holler, Richard		17.00
12	K	GBR	Law, Christopher Leask, Edward Richards, Jeremy		18.00
13	KZ	NZL	Dodson, Tom Daubney, Simon Hansen, Aran		19.00
14	A	ARG	Ferrero, Pedro Sanguinetti, Carlos A. Llorens, Alberto A.		20.00
15	G	FRG	Kuhweide, Willy May, Dr. Axel Loll, Eckhard		21.00

POS	SAIL VOILE	CTRY	NAME	TIME TEMPS	POINTS
16	J	JPN	Hirozawa, Takaharu Okita, Minoru Fujiwara, Takumi		22.00
17	U	URU	Knuppel, Bernd Ferreiro De Nava, Alejand Dupont Galione, Enrique		23.00
18	PK	PAK	Akhtar, Khalid Yusoof, Adnan Khan, Naseem		24.00
19	X	CHI	Herman, Louis Zvazola, Jorge Gonzalez, Manuel		25.00
20	PR	PUR	Tulla, Eric Pignolet, Jerry Ramos, Ronnie		26.00
21	KV	IVB	Tattersall, Robin Thomas, Keith Meyers, Elvet		27.00
22	VI	ISV	Braure, Jean Grybowski, Kirk Singh, Marlon		28.00

**Soling Class
Charlie Course Race 6 / Aug. 07**
**Classe soling
Parcours charlie course 6 / 07 Aout**

POS	SAIL VOILE	CTRY	NAME	TIME TEMPS	POINTS
1	BL	BRA	Grael, Torben Adler, Daniel Senfft, Ronaldo	15:56:59	0.00
2	US	USA	Haines Jr., Robert Trevelyan, Edward Davis, Roderick	15:58:31	3.00
3	K	GBR	Law, Christopher Leask, Edward Richards, Jeremy	15:59:23	5.70
4	F	FRA	Haegeli, Patrick Audoin, Michel Massu, Philippe		8.00
5	S	SWE	Gravare, Magnus Gravare, Martin Wallin, Eric		10.00
6	KC	CAN	Fogh, Hans Kerr, John Calder, Steve		11.70
7	KZ	NZL	Dodson, Tom Daubney, Simon Hansen, Aran		13.00
8	N	NOR	Usterud, Dag Halfdan Skui, Borre Halvorsen, Stein Lund		14.00
9	G	FRG	Kuhweide, Willy May, Dr. Axel Loll, Eckhard		15.00
10	I	ITA	Lamaro, Gianluca Romano, Valerio Dalla Vecchia, Aurelio		16.00
11	J	JPN	Hirozawa, Takaharu Okita, Minoru Fujiwara, Takumi		17.00
12	KA	AUS	Sheard, Gary Doming, Tim Gordon, Dean		18.00
13	D	DEN	Bank, Jesper Andersen, Thomas Mathiasen, Jan Dupont		19.00
14	U	URU	Knuppel, Bernd Ferreiro De Nava, Alejand Dupont Galione, Enrique		20.00
15	PR	PUR	Tulla, Eric Pignolet, Jerry Ramos, Ronnie		21.00
16	X	CHI	Herman, Louis Zvazola, Jorge Gonzalez, Manuel		22.00
17	KV	IVB	Tattersall, Robin Thomas, Keith Meyers, Elvet		23.00
18	A	ARG	Ferrero, Pedro Sanguinetti, Carlos A. Llorens, Alberto A.		24.00
19	PK	PAK	Akhtar, Khalid Yusoof, Adnan Khan, Naseem		25.00

POS	SAIL VOILE	CTRY	NAME	TIME TEMPS	POINTS
20	VI	ISV	Braure, Jean Grybowski, Kirk Singh, Marlon		26.00
	GR	GRE	Boudouris, Anastasios Deligiannis, Dimitrios Spiridis, George		29.00 DNF
	OE	AUT	Farthofer, Michael Holler, Christian Holler, Richard		29.00 DNF

**Soling Class
Charlie Course Race 7 / Aug. 08**
**Classe soling
Parcours charlie course 7 / 08 Aout**

POS	SAIL VOILE	CTRY	NAME	TIME TEMPS	POINTS
1	KZ	NZL	Dodson, Tom Daubney, Simon Hansen, Aran	15:45:30	0.00
2	N	NOR	Usterud, Dag Halfdan Skui, Borre Halvorsen, Stein Lund	15:48:35	3.00
3	G	FRG	Kuhweide, Willy May, Dr. Axel Loll, Eckhard	15:48:50	5.70
4	BL	BRA	Grael, Torben Adler, Daniel Senfft, Ronaldo		8.00
5	A	ARG	Ferrero, Pedro Sanguinetti, Carlos A. Llorens, Alberto A.		10.00
6	KC	CAN	Fogh, Hans Kerr, John Calder, Steve		11.70
7	KA	AUS	Sheard, Gary Doming, Tim Gordon, Dean		13.00
8	K	GBR	Law, Christopher Leask, Edward Richards, Jeremy		14.00
9	F	FRA	Haegeli, Patrick Audoin, Michel Massu, Philippe		15.00
10	GR	GRE	Boudouris, Anastasios Deligiannis, Dimitrios Spiridis, George		16.00
11	D	DEN	Bank, Jesper Andersen, Thomas Mathiasen, Jan Dupont		17.00
12	S	SWE	Gravare, Magnus Gravare, Martin Wallin, Eric		18.00
13	I	ITA	Lamaro, Gianluca Romano, Valerio Dalla Vecchia, Aurelio		19.00
14	X	CHI	Herman, Louis Zvazola, Jorge Gonzalez, Manuel		20.00
15	J	JPN	Hirozawa, Takaharu Okita, Minoru Fujiwara, Takumi		21.00
16	OE	AUT	Farthofer, Michael Holler, Christian Holler, Richard		22.00
17	PR	PUR	Tulla, Eric Pignolet, Jerry Ramos, Ronnie		23.00
18	U	URU	Knuppel, Bernd Ferreiro De Nava, Alejand Dupont Galione, Enrique		24.00
19	PK	PAK	Akhtar, Khalid Yusoof, Adnan Khan, Naseem		25.00
20	KV	IVB	Tattersall, Robin Thomas, Keith Meyers, Elvet		26.00
21	VI	ISV	Braure, Jean Grybowski, Kirk Singh, Marlon		27.00
	US	USA	Haines Jr., Robert Trevelyan, Edward Davis, Roderick		29.00 DNS

**Soling Class
Race Summary / Aug. 08****Classe soling
Sommaire des courses / 08 Aout**

POS	SAIL VOILE	CTRY	NAME	RACE / COURSE							POINTS TOTAL	POINTS NET
				1	2	3	4	5	6	7		
1	US	USA	Haines Jr., Robert Trevelyan, Edward Davis, Roderick	1	9	3	5	1	2	DNS	62.70	33.70
2	BL	BRA	Grael, Torben Adler, Daniel Senfft, Ronaldo	3	7	2	10	10	1	3	59.40	43.40
3	KC	CAN	Fogh, Hans Kerr, John Calder, Steve	4	6	1	8	5	5	5	63.70	49.70
4	K	GBR	Law, Christopher Leask, Edward Richards, Jeremy	2	8	13	2	YMP	3	7	73.70	54.70
5	N	NOR	Usterud, Dag Halfdan Skui, Borre Halvorsen, Stein Lund	11	1	8	4	3	7	DSQ	86.70	57.70
6	GR	GRE	Boudouris, Anastasios Deligiannis, Dimitrios Spiridis, George	8	5	4	1	6	DNF	9	88.20	59.20
7	KA	AUS	Sheard, Gary Dorning, Tim Gordon, Dean	5	3	5	15	4	11	6	83.40	62.40
8	G	FRG	Kuhweide, Willy May, Dr. Axel Loll, Eckhard	10	4	9	9	15	8	2	92.00	71.00
9	I	ITA	Lamaro, Gianluca Romano, Valerio Dalla Vecchia, Aurelio	6	2	10	7	9	9	12	91.70	73.70
10	S	SWE	Gravare, Magnus Gravare, Martin Wallin, Eric	7	10	11	YMP	2	4	11	94.00	74.00
11	KZ	NZL	Dodson, Tom Daubney, Simon Hansen, Aran	RET	12	17	11	13	6	1	117.70	88.70
12	D	DEN	Bank, Jesper Andersen, Thomas Mathiasen, Jan Dupont	8	13	7	12	7	12	10	111.50	92.50
13	A	ARG	Ferrero, Pedro Sanguinetti, Carlos A. Llorens, Alberto A.	15	15	12	3	14	17	4	116.70	93.70
14	F	FRA	Haegeli, Patrick Audoin, Michel Massu, Philippe	RET	14	16	6	8	DSQ	8	139.70	110.70
15	OE	AUT	Farthofer, Michael Holler, Christian Holler, Richard	12	11	14	14	11	RET	15	142.00	113.00
16	U	URU	Knuppel, Bernd Ferreiro De Nava, Alejand Dupont Galione, Enrique	16	16	6	13	17	13	17	139.70	116.70
17	J	JPN	Hirozawa, Takaharu Okita, Minoru Fujiwara, Takumi	14	18	21	16	16	10	14	151.00	124.00
18	X	CHI	Herman, Louis Zvazola, Jorge Gonzalez, Manuel	13	17	15	20	19	15	13	154.00	128.00
19	PR	PUR	Tulla, Eric Pignolet, Jerry Ramos, Ronnie	DNF	19	19	21	20	14	16	174.00	145.00
20	PK	PAK	Akhtar, Khalid Yusoof, Adnan Khan, Naseem	18	21	18	19	18	18	18	172.00	145.00
21	KV	IVB	Tattersall, Robin Thomas, Keith Meyers, Elvet	17	20	20	18	21	16	19	173.00	146.00
22	VI	ISV	Braure, Jean Grybowski, Kirk Singh, Marlon	19	22	22	22	22	19	20	188.00	160.00

"GR" AND "D" RACE 1: DEAD HEAT SCORE FOR EACH EQUALS POINTS FOR EIGHTH AND NINTH PLACE DIVIDED BY TWO.
DANS LA PREMIERE COURSE. LES COMPETITEURS "GR" ET "D" ONT OBTENU UN NOMBRE DE POINTS EGAL A LA MOYENNE D'UNE HUITIEME ET NEUVIEME PLACE.

"S" WAS AWARDED 20 POINTS BY THE JURY IN RACE 4
"S" SE SAIT ACCORDE 20 POINTS PAR LE JURY DANS COURSE 4

"K" WAS AWARDED 16 POINTS BY THE JURY IN RACE 5
"K" SE SAIT ACCORDE 16 POINTS PAR LE JURY DANS COURSE 5

**Flying Dutchman Class
Delta Course Race 1 / July 31****Classe flying dutchman
Parcours delta course 1/31 Juil**

POS	SAIL VOILE	CTRY	NAME	TIME TEMPS	POINTS
1	D	DEN	Moeller, Joergen B. Moeller, Jacob Bojsen	3:36:40	0.00
2	US	USA	McKee, Jonathan Buchan, William Carl	3:37:00	3.00
3	KC	CAN	McLaughlin, Terry Bastet, Evert	3:37:50	5.70
4	F	FRA	Courarie Delage, Laurent Poirey, Thierry		8.00
5	BL	BRA	Adler, Alan Tenke, Marcos		10.00
6	E	ESP	Abascal, Alejandro Noguer, Miguel		11.70
7	KZ	NZL	Mackay, David Carter, Luke		13.00
8	IS	ISR	Sela, Yoel Amir, Eldad		14.00
9	S	SWE	Hagander, Bengt Kjell, Magnus		15.00
10	I	ITA	Celon, Mario Celon, Claudio		16.00
11	K	GBR	Richards, Jonathan Allam, Peter		17.00
12	KA	AUS	Wilmot, James Cook, James		18.00
13	OE	AUT	Panuschka, Gerhard Panuschka, Manfred		19.00
14	J	JPN	Sato, Saburo Wakinaga, Tatsuya		20.00
15	MX	MEX	Tapia, Guillermo Rabago, Arnoldo		21.00
	Z	SUI	Froehlich, Rainer Cardis, Bertrand		24.00 DSQ
	G	FRG	Diesch, Dr. Jorg Diesch, Dr. Eckart		24.00 DSQ

**Flying Dutchman Class
Delta Course Race 2 / Aug. 01****Classe flying dutchman
Parcours delta course 2 /01 Aout**

POS	SAIL VOILE	CTRY	NAME	TIME TEMPS	POINTS
1	US	USA	McKee, Jonathan Buchan, William Cad	15:57:35	0.00
2	KC	CAN	McLaughlin, Terry Bastet, Evert	15:58:52	3.00
3	K	GBR	Richards, Jonathan Allam, Peter	15:59:39	5.70
4	OE	AUT	Panuschka, Gerhard Panuschka, Manfred		8.00
5	J	JPN	Sato, Saburo Wakinaga, Tatsuya		10.00
6	D	DEN	Moeller, Joergen B. Moeller, Jacob Bojsen		11.70
7	S	SWE	Hagander, Bengt Kjell, Magnus		13.00
8	I	ITA	Celon, Mario Celon, Claudio		14.00
9	E	ESP	Abascal, Alejandro Noguer, Miguel		15.00
10	F	FRA	Courarie Delage, Laurent Poirey, Thierry		16.00
11	IS	ISR	Sela, Yoel Amir, Eldad		17.00
12	G	FRG	Diesch, Dr. Jorg Diesch, Dr. Eckart		18.00
13	Z	SUI	Froehlich, Rainer Cardis, Bertrand		19.00
14	KA	AUS	Wilmot, James Cook, James		20.00
15	KZ	NZL	Mackay, David Carter, Luke		21.00
16	MX	MEX	Tapia, Guillermo Rabago, Arnoldo		22.00
	BL	BRA	Adler, Alan Tenke, Marcos		24.00 PMS

Flying Dutchman Class Delta Course Race 3 / Aug. 02					Classe flying dutchman Parcours delta course 3 / 02 Aout						
POS	SAIL VOILE	CTRY	NAME	TIME TEMPS	POINTS	POS	SAIL VOILE	CTRY	NAME	TIME TEMPS	POINTS
1	KC	CAN	McLaughlin, Terry Bastet, Evert	15:52:18	0.00	1	US	USA	McKee, Jonathan Buchan, William Carl	15:49:09	0.00
2	US	USA	McKee, Jonathan Buchan, William Carl	15:52:46	3.00	2	BL	BRA	Adler, Alan Tenke, Marcos	15:51:04	3.00
3	IS	ISR	Sela, Yoel Amir, Eldad	15:52:55	5.70	3	IS	ISR	Sela, Yoel Amir, Eldad	15:52:02	5.70
4	G	FRG	Diesch, Dr. Jorg Diesch, Dr. Eckart		8.00	4	K	GBR	Richards, Jonathan Allam, Peter		8.00
5	K	GBR	Richards, Jonathan Allam, Peter		10.00	5	I	ITA	Celon, Mario Celon, Claudio		10.00
6	J	JPN	Sato, Saburo Wakinaga, Tatsuya		11.70	6	KA	AUS	Wilmot, James Cook, James		11.70
7	Z	SUI	Froehlich, Rainer Cardis, Bertrand		13.00	7	D	DEN	Moeller, Joergen B. Moeller, Jacob Bojsen		13.00
8	D	DEN	Moeller, Joergen B. Moeller, Jacob Bojsen		14.00	8	KC	CAN	McLaughlin, Terry Bastet, Evert		14.00
9	F	FRA	Courarie Delage, Laurent Poirey, Thierry		15.00	9	S	SWE	Hagander, Bengt Kjell, Magnus		15.00
10	KZ	NZL	Mackay, David Carter, Luke		16.00	10	G	FRG	Diesch, Dr. Jorg Diesch, Dr. Eckart		16.00
11	S	SWE	Hagander, Bengt Kjell, Magnus		17.00	11	F	FRA	Courarie Delage, Laurent Poirey, Thierry		17.00
12	KA	AUS	Wilmot, James Cook, James		18.00	12	KZ	NZL	Mackay, David Carter, Luke		18.00
13	BL	BRA	Adler, Alan Tenke, Marcos		19.00	13	Z	SUI	Froehlich, Rainer Cardis, Bertrand		19.00
14	E	ESP	Abascal, Alejandro Noguier, Miguel		20.00	14	J	JPN	Sato, Saburo Wakinaga, Tatsuya		20.00
15	I	ITA	Celon, Mario Celon, Claudio		21.00	15	OE	AUT	Panuschka, Gerhard Panuschka, Manfred		21.00
16	OE	AUT	Panuschka, Gerhard Panuschka, Manfred		22.00	16	E	ESP	Abascal, Alejandro Noguier, Miguel		22.00
17	MX	MEX	Tapia, Guillermo Rabago, Arnaldo		23.00	17	MX	MEX	Tapia, Guillermo Rabago, Arnaldo		23.00

Flying Dutchman Class Delta Course Race 4 / Aug. 03					Classe flying dutchman Parcours delta course 4 / 03 Aout							
POS	SAIL VOILE	CTRY	NAME	TIME TEMPS	POINTS	POS	SAIL VOILE	CTRY	NAME	TIME TEMPS	POINTS	
1	KC	CAN	McLaughlin, Terry Bastet, Evert	15:52:00	0.00	1	KC	CAN	McLaughlin, Terry Bastet, Evert	15:27:47	0.00	
2	G	FRG	Diesch, Dr. Jorg Diesch, Dr. Eckart	15:52:16	3.00	2	BL	BRA	Adler, Alan Tenke, Marcos	15:27:53	3.00	
3	US	USA	McKee, Jonathan Buchan, William Cad	15:52:27	5.70	3	D	DEN	Moeller, Joergen B. Moeller, Jacob Bojsen	15:28:09	5.70	
4	K	GBR	Richards, Jonathan Allam, Peter		8.00	4	US	USA	McKee, Jonathan Buchan, William Carl		8.00	
5	S	SWE	Hagander, Bengt Kjell, Magnus		10.00	5	Z	SUI	Froehlich, Rainer Cardis, Bertrand		10.00	
6	BL	BRA	Adler, Alan Tenke, Marcos		11.70	6	G	FRG	Diesch, Dr. Jorg Diesch, Dr. Eckart		11.70	
7	IS	ISR	Sela, Yoel Amir, Eldad		13.00	7	KZ	NZL	Mackay, David Carter, Luke		13.00	
8	D	DEN	Moeller, Joergen B. Moeller, Jacob Bojsen		14.00	8	K	GBR	Richards, Jonathan Allam, Peter		14.00	
9	I	ITA	Celon, Mario Celon, Claudio		15.00	9	E	ESP	Abascal, Alejandro Noguier, Miguel		15.00	
10	Z	SUI	Froehlich, Rainer Cardis, Bertrand		16.00	10	KA	AUS	Wilmot, James Cook, James		16.00	
11	E	ESP	Abascal, Alejandro Noguier, Miguel		17.00	11	IS	ISR	Sela, Yoel Amir, Eldad		17.00	
12	J	JPN	Sato, Saburo Wakinaga, Tatsuya		18.00	12	S	SWE	Hagander, Bengt Kjell, Magnus		18.00	
13	OE	AUT	Panuschka, Gerhard Panuschka, Manfred		19.00	13	I	ITA	Celon, Mario Celon, Claudio		19.00	
14	KA	AUS	Wilmot, James Cook, James		20.00	14	F	FRA	Courarie Delage, Laurent Poirey, Thierry		20.00	
15	F	FRA	Courarie Delage, Laurent Poirey, Thierry		21.00	15	J	JPN	Sato, Saburo Wakinaga, Tatsuya		21.00	
16	KZ	NZL	Mackay, David Carter, Luke		22.00	16	OE	AUT	Panuschka, Gerhard Panuschka, Manfred		22.00	
	MX	MEX	Tapia, Guillermo Rabago, Arnaldo		24.00	DNF	17	M X	MEX	Tapia, Guillermo Rabago, Arnaldo		23.00

Flying Dutchman Class Delta Course Race 5 / Aug. 06					Classe flying dutchman Parcours delta course 5 / 06 Aout						
POS	SAIL VOILE	CTRY	NAME	TIME TEMPS	POINTS	POS	SAIL VOILE	CTRY	NAME	TIME TEMPS	POINTS
1	US	USA	McKee, Jonathan Buchan, William Carl	15:49:09	0.00	1	US	USA	McKee, Jonathan Buchan, William Carl	15:49:09	0.00
2	BL	BRA	Adler, Alan Tenke, Marcos	15:51:04	3.00	2	BL	BRA	Adler, Alan Tenke, Marcos	15:51:04	3.00
3	IS	ISR	Sela, Yoel Amir, Eldad	15:52:02	5.70	3	IS	ISR	Sela, Yoel Amir, Eldad	15:52:02	5.70
4	K	GBR	Richards, Jonathan Allam, Peter		8.00	4	K	GBR	Richards, Jonathan Allam, Peter		8.00
5	I	ITA	Celon, Mario Celon, Claudio		10.00	5	I	ITA	Celon, Mario Celon, Claudio		10.00
6	KA	AUS	Wilmot, James Cook, James		11.70	6	KA	AUS	Wilmot, James Cook, James		11.70
7	D	DEN	Moeller, Joergen B. Moeller, Jacob Bojsen		13.00	7	D	DEN	Moeller, Joergen B. Moeller, Jacob Bojsen		13.00
8	KC	CAN	McLaughlin, Terry Bastet, Evert		14.00	8	KC	CAN	McLaughlin, Terry Bastet, Evert		14.00
9	S	SWE	Hagander, Bengt Kjell, Magnus		15.00	9	S	SWE	Hagander, Bengt Kjell, Magnus		15.00
10	G	FRG	Diesch, Dr. Jorg Diesch, Dr. Eckart		16.00	10	G	FRG	Diesch, Dr. Jorg Diesch, Dr. Eckart		16.00
11	F	FRA	Courarie Delage, Laurent Poirey, Thierry		17.00	11	F	FRA	Courarie Delage, Laurent Poirey, Thierry		17.00
12	KZ	NZL	Mackay, David Carter, Luke		18.00	12	KZ	NZL	Mackay, David Carter, Luke		18.00
13	Z	SUI	Froehlich, Rainer Cardis, Bertrand		19.00	13	Z	SUI	Froehlich, Rainer Cardis, Bertrand		19.00
14	J	JPN	Sato, Saburo Wakinaga, Tatsuya		20.00	14	J	JPN	Sato, Saburo Wakinaga, Tatsuya		20.00
15	OE	AUT	Panuschka, Gerhard Panuschka, Manfred		21.00	15	OE	AUT	Panuschka, Gerhard Panuschka, Manfred		21.00
16	E	ESP	Abascal, Alejandro Noguier, Miguel		22.00	16	E	ESP	Abascal, Alejandro Noguier, Miguel		22.00
17	MX	MEX	Tapia, Guillermo Rabago, Arnaldo		23.00	17	MX	MEX	Tapia, Guillermo Rabago, Arnaldo		23.00



Flying Dutchman Class Delta Course Race 7 / Aug. 08				Classe flying dutchman Parcours delta course 7 / 08 Aout	
POS	SAIL VOILE	CTRY	NAME	TIME TEMPS	POINTS
1	G	FRG	Diesch, Dr. Jorg Diesch, Dr. Eckan	15:24:56	0.00
2	K	GBR	Richards, Jonathan Allam, Peter	15:25:00	3.00
3	I	ITA	Celon, Mario Celon, Claudio	15:26:21	5.70
4	D	DEN	Moeller, Joergen B. Moeller, Jacob Bojsen		8.00
5	IS	ISR	Sela, Yoel Amir, Eldad		10.00
6	KZ	NZL	Mackay, David Carter, Luke		11.70
7	US	USA	McKee, Jonathan Buchan, William Cad		13.00
8	E	ESP	Abascal, Alejandro Noguer, Miguel		14.00
9	KC	CAN	McLaughlin, Terry Bastet, Evert		15.00
10	BL	BRA	Adler, Alan Tenke, Marcos		16.00
11	KA	AUS	Wilmot, James Cook, James		17.00
12	OE	AUT	Panuschka, Gerhard Panuschka, Manfred		18.00
13	F	FRA	Courarie Delage, Laurent Poirey, Thierry		19.00
14	S	SWE	Hagander, Bengt Kjell, Magnus		20.00
15	Z	SUI	Froehlich, Rainer Cardis, Bertrand		21.00
16	J	JPN	Sato, Saburo Wakinaga, Tatsuya		22.00
17	MX	MEX	Tapia, Guillermo Rabago, Arnolde		23.00

Flying Dutchman Class Race Summary / Aug. 08				Class flying dutchman Sommaire des courses / 08 Aout						POINTS TOTAL	POINTS MT	
POS	SAIL VOILE	CTRY	NAME	RACE / COURSE						POINTS TOTAL	POINTS MT	
				1	2	3	4	5	6			
1	US	USA	McKee, Jonathan Buchan, William Carl	2	1	2	3	1	4	6	31.40	19.70
2	KC	CAN	McLaughlin, Terry Bastet, Evert	3	2	1	1	8	1	8	36.70	22.70
3	K	GBR	Richards, Jonathan Allam, Peter	11	3	5	4	4	8	2	65.70	48.70
4	D	DEN	Moeller, Joergen B. Moeller, Jacob Bojsen	1	6	8	8	7	3	4	66.40	52.40
5	G	FRG	Diesch, Dr. Jorg Diesch, Dr. Eckart	DSQ	12	4	2	10	6	1	80.70	56.70
6	BL	BRA	Adler, Alan Tenke, Marcos	5	PMS	13	6	2	2	9	85.70	61.70
7	I	ITA	Celon, Mario Celon, Claudio	10	8	15	9	5	12	3	99.70	78.70
8	IS	ISR	Sela, Yoel Amir, Eldad	8	11	3	7	3	DSQ	DSQ	103.40	79.40
9	S	SWE	Bengt Kjell, Magnus	9	7	11	5	9	11	13	106.00	87.00
10	KZ	NZL	Mackay, David Carter, Luke	7	15	10	16	12	7	5	113.00	91.00
11	E	ESP	Abascal, Alejandro Noguer, Miguel	6	9	14	11	16	9	7	113.70	91.70
12	F	FRA	Courarie Delage, Laurent Poirey, Thierry	4	10	9	15	11	13	12	114.00	93.00
13	Z	SUI	Froehlich, Rainer Cardis, Bertrand	DSQ	13	7	10	13	5	14	121.00	97.00
14	J	JPN	Sato, Saburo Wakinaga, Tatsuya	14	5	6	12	14	14	15	120.70	99.70
15	KA	AUS	Wilmot, James Cook, James	12	14	12	14	6	10	10	119.70	99.70
16	OE	AUT	Panuschka, Gerhard Panuschka, Manfred	13	4	16	13	15	15	11	127.00	105.00
17	MX	MEX	Tapia, Guillermo Rabago, Arnolde	15	16	17	DNF	17	16	16	157.00	133.00

Star Class Charlie Course Race 1 / July 31				Class star Parcours charlie course 1 / 31 Juil	
POS	SAIL VOILE	CTRY	NAME	TIME TEMPS	POINTS
1	US	USA	Buchan, William E. Erickson, Stephen		0.00
2	GR	GRE	Hatzipavlis, Ilias Pelekanakis, Leonidas		3.00
3	I	ITA	Gorla, Giorgio Peraboni, Alfio		5.70
4	S	SWE	Cadson, Kent Eyeremann, Henrik		8.00
5	K	GBR	Woolward, Iain Maddocks, John		10.00
6	E	AUT	Raudaschl, Hubert Ferstl, Karl		11.70
7	KC	CAN	Lemieux, Lawrence Gesing, Witold		13.00
8	E	ESP	Gorostegui, Antonio Doreste, Jose Luis		14.00
9	BL	BRA	Ramos, Eduardo Bouza, Roberto		15.00
10	Z	SUI	Steinmayer, Josef Heilig, Reto		16.00
11	BA	BAH	Kelly, Steven Higgs, Montague		17.00
12	V	VEN	Drew-Bear, John Flebbe Roeglim, Christian		18.00
13	P	POR	Correia, Antonio Anjos, Henrique		19.00
14	VI	ISV	Foster Sr., John F. Foster Jr., John		20.00
15	X	CHI	Zuazola, Rodrigo Rossi, Carlos		21.00
16	KBA	BAR	Palmer, Howard Bayley, Bruce		22.00
	G	FRG	Griese, Joachim Marcour, Michael		26.00 PMS
	H	HOL	Binkhorst, Hans Van Walt Meijer, Willem		26.00 RET
	KA	AUS	Beashel, Colin Coxon, Richard		26.00 RET

Star Class Charlie Course Race 2 / Aug. 01				Class star Parcours charlie course 2 / 01 Aout	
POS	SAIL VOILE	CTRY	NAME	TIME TEMPS	POINTS
1	GR	GRE	Hatzipavlis, Ilias Pelekanakis, Leonidas	17:04:05	0.00
2	S	SWE	Carlson, Kent Eyeremann, Henrik	17:05:06	3.00
3	KA	AUS	Beashel, Colin Coxon, Richard	17:05:31	5.70
4	G	FRG	Griese, Joachim Marcour, Michael		8.00
5	KC	CAN	Lemieux, Lawrence Gesing, Witold		10.00
6	I	ITA	Gorla, Giorgio Peraboni, Alfio		11.70
7	H	HOL	Binkhorst, Hans Van Walt Meijer, Willem		13.00
8	BL	BRA	Ramos, Eduardo Souza, Roberto		14.00
9	US	USA	Buchan, William E. Erickson, Stephen		15.00
10	V	VEN	Drew-Bear, John Flebbe Roeglim, Christian		16.00
11	X	CHI	Zuazola, Rodrigo Rossi, Carlos		17.00
12	K	GBR	Woolward, Iain Maddocks, John		18.00

POS	SAIL VOILE	CTRY	NAME	TIME TEMPS	POINTS
13	OE	AUT	Raudaschl, Hubert Ferstl, Karl		19.00
14	E	ESP	Gorostegui, Antonio Doreste, Jose Luis		20.00
15	Z	SUI	Steinmayer, Josef Heilig, Reto		21.00
16	BA	BAH	Kelly, Steven Higgs, Montague		22.00
17	V I	ISV	Foster Sr., John F. Foster Jr., John		23.00
18	KBA	BAR	Palmer, Howard Bayley, Bruce		24.00
19	P	POR	Correia, Antonio Anjos, Henrique		25.00

Star Class **Classe star**
Charlie Course Race 3 / Aug. 02 **Parcours charlie course 3 / 02 Aout**

POS	SAIL VOILE	CTRY	NAME	TIME TEMPS	POINTS
1	OE	AUT	Raudaschl, Hubert Ferstl, Karl	16:21:10	0.00
2	S	SWE	Carlson, Kent Eyermand, Henrik	16:21:36	3.00
3	I	ITA	Gorla, Giorgio Peraboni, Alfio	16:22:04	5.70
4	G	FRG	Griese, Joachim Marcour, Michael		8.00
5	KA	AUS	Beashel, Colin Coxon, Richard		10.00
6	BA	BAH	Kelly, Steven Higgs, Montague		11.70
7	BL	BRA	Ramos, Eduardo Souza, Roberto		13.00
8	K	GBR	Woolward, Iain Maddocks, John		14.00
9	Z	SUI	Steinmayer, Josef Heilig, Reto		15.00
10	E	ESP	Gorostegui, Antonio Doreste, Jose Luis		16.00
11	GR	GRE	Hatzipavlis, Ilias Pelekanakis, Leonidas		17.00
12	V	VEN	Drew-Bear, John Flebbe Roeglim, Christian		18.00
13	X	CHI	Zuazola, Rodrigo Rossi, Carlos		19.00
14	KC	CAN	Lemieux, Lawrence Gesing, Witold		20.00
15	P	POR	Correia, Antonio Anjos, Henrique		21.00
16	KBA	BAR	Palmer, Howard Bayley, Bruce		22.00
		US	Buchan, William E. Erickson, Stephen		26.00 DNF
		VI	Foster Sr., John F. Foster Jr., John		26.00 DNF
		H	Binkhorst, Hans Van Walt Meijer, Willem		26.00 PMS

Star Class **Classe star**
Charlie Course Race 4 / Aug. 03 **Parcours charlie course 4 / 03 Aout**

POS	SAIL VOILE	CTRY	NAME	TIME TEMPS	POINTS
1	H	HOL	Binkhorst, Hans Van Walt Meijer, Willem	16:22:13	0.00
2	US	USA	Buchan, William E. Erickson, Stephen	16:22:26	3.00
3	BA	BAH	Kelly, Steven Higgs, Montague	16:22:43	5.70
4	S	SWE	Carlson, Kent Eyermand, Henrik		8.00
5	E	ESP	Gorostegui, Antonio Doreste, Jose Luis		10.00

POS	SAIL VOILE	CTRY	NAME	TIME TEMPS	POINTS
6	G	FRG	Griese, Joachim Marcour, Michael		
7	I	ITA	Gorla, Giorgio Peraboni, Alfio		13.00
8	KC	CAN	Lemieux, Lawrence Gesing, Witold		14.00
9	BL	BRA	Ramos, Eduardo Souza, Roberto		15.00
10	Z	SUI	Steinmayer, Josef Heilig, Reto		16.00
11	OE	AUT	Raudaschl, Hubert Ferstl, Karl		17.00
12	KA	AUS	Beashel, Colin Coxon, Richard		18.00
13	GR	GRE	Hatzipavlis, Ilias Pelekanakis, Leonidas		19.00
14	V	VEN	Drew-Bear, John Flebbe Roeglim, Christian		20.00
15	VI	ISV	Foster Sr., John F. Foster Jr., John		21.00
16	X	CHI	Zuazola, Rodrigo Rossi, Carlos		22.00
17	K	GBR	Woolward, Iain Maddocks, John		23.00
18	P	POR	Correia, Antonio Anjos, Henrique		24.00
		KBA	BAR	Palmer, Howard Bayley, Bruce	26.00 PMS

Star Class **Classe star**
Charlie Course Race 5 / Aug. 06 **Parcours charlie course 5 / 06 Aout**

POS	SAIL VOILE	CTRY	NAME	TIME TEMPS	POINTS
1	G	FRG	Griese, Joachim Marcour, Michael	16:28:16	0.00
2	H	HOL	Binkhorst, Hans Van Walt Meijer, Willem	16:29:26	3.00
3	I	ITA	Gorla, Giorgio Peraboni, Alfio	16:29:37	5.70
4	E	ESP	Gorostegui, Antonio Doreste, Jose Luis		8.00
5	BL	BRA	Ramos, Eduardo Souza, Roberto		10.00
6	US	USA	Buchan, William E. Erickson, Stephen		11.70
7	BA	BAH	Kelly, Steven Higgs, Montague		13.00
8	S	SWE	Carlson, Kent Eyermand, Henrik		14.00
9	KA	AUS	Beashel, Colin Coxon, Richard		15.00
10	OE	AUT	Raudaschl, Hubert Ferstl, Karl		16.00
11	GR	GRE	Hatzipavlis, Ilias Pelekanakis, Leonidas		17.00
12	K	GBR	Woolward, Iain Maddocks, John		18.00
13	KC	CAN	Lemieux, Lawrence Gesing, Witold		19.00
14	P	POR	Correia, Antonio Anjos, Henrique		20.00
15	Z	SUI	Steinmayer, Josef Heilig, Reto		21.00
16	VI	ISV	Foster Sr., John F. Foster Jr., John		22.00
17	V	VEN	Drew-Bear, John Flebbe Roeglim, Christian		23.00
18	KBA	BAR	Palmer, Howard Bayley, Bruce		24.00
19	X	CHI	Zuazola, Rodrigo Rossi, Carlos		25.00



Star Class
Charlie Course Race 6 / Aug. 07

Classe star
Parcours charlie course 6 / 07 Aout

POS	SAIL VOILE	CTRY	NAME	TIME TEMPS	POINTS
1	US	USA	Buchan, William E. Erickson, Stephen	16:23:13	0.00
2	I	ITA	Goda, Giorgio Peraboni, Alfio	16:24:46	3.00
3	OE	AUT	Raudaschl, Hubert Ferstl, Karl	16:25:06	5.70
4	G	FRG	Griese, Joachim Marcour, Michael		8.00
5	K	GBR	Woolward, Iain Maddocks, John		10.00
6	S	SWE	Carlson, Kent Eyer mann, Henrik		11.70
7	E	ESP	Gorostegui, Antonio Doreste, Jose Luis		13.00
8	KA	AUS	Beashel, Colin Coxon, Richard		14.00
9	BL	BRA	Ramos, Eduardo Souza, Roberto		15.00
10	GR	GRE	Hatzipavlis, Ilias Pelekanakis, Leonidas		16.00
11	BA	BAH	Kelly, Steven Higgs, Montague		17.00
12	Z	SUI	Steinmayer, Josef Heilig, Reto		18.00
13	V	VEN	Drew-Bear, John Flebbe Roeglim, Christian		19.00
14	H	HOL	Binkhorst, Hans Van Walt Meijer, Willem		20.00
15	KBA	BAR	Palmer, Howard Bayley, Bruce		21.00
16	VI	ISV	Foster Sr., John F. Foster Jr., John		22.00
17	P	POR	Correia, Antonio Anjos, Henrique		23.00
18	X	CHI	Zuazola, Rodrigo Rossi, Carlos		24.00
	KC	CAN	Lemieux, Lawrence Gesing, Witold		26.00 DNF

Star Class
Charlie Course Race 7 / Aug. 08

Classe star
Parcours charlie course 7 / 08 Aout

POS	SAIL VOILE	CTRY	NAME	TIME TEMPS	POINTS
1	US	USA	Buchan, William E. Erickson, Stephen	16:05:42	0.00
2	OE	AUT	Raudaschl, Hubert Ferstl, Karl	16:06:00	3.00
3	G	FRG	Griese, Joachim Marcour, Michael	16:06:52	5.70
4	K	GBR	Woolward, Iain Maddocks, John		8.00
5	S	SWE	Carlson, Kent Eyer mann, Henrik		10.00
6	I	ITA	Goda, Giorgio Peraboni, Alfio		11.70
7	E	ESP	Gorostegui, Antonio Doreste, Jose Luis		13.00
8	GR	GRE	Hatzipavlis, Ilias Pelekanakis, Leonidas		14.00
9	H	HOL	Binkhorst, Hans Van Walt Meijer, Willem		15.00
10	KC	CAN	Lemieux, Lawrence Gesing, Witold		16.00
11	BA	BAH	Kelly, Steven Higgs, Montague		17.00
12	B	BRA	Ramos, Eduardo Souza, Roberto		18.00
13	KA	AUS	Beashel, Colin Coxon, Richard		19.00

POS	SAIL VOILE	CTRY	NAME	TIME TEMPS	POINTS
14	Z	SUI	Steinmayer, Josef Heilig, Reto		20.00
15	KBA	BAR	Palmer, Howard Bayley, Bruce		21.00
16	P	POR	Correia, Antonio Anjos, Henrique		22.00
17	VI	ISV	Foster Sr., John F. Foster Jr., John		23.00
18	X	CHI	Zuazola, Rodrigo Rossi, Carlos		24.00
	V	VEN	Drew-Bear, John Flebbe Roeglim, Christian		26.00 DNF

Star Class
Race Summary / Aug. 08

Classe star
Sommaire des courses / 08 Aout

POS	SAIL VOILE	CTRY	NAME	RACE / COURSE							POINTS TOTAL	POINTS NET
				1	2	3	4	5	8	7		
1	US	USA	Buchan, William E. Erickson, Stephen	1	9	RET	2	6	1	1	55.70	29.70
2	G	FRG	Griese, Joachim Marcour, Michael	PMS	4	4	6	1	4	3	67.40	41.40
3	I	ITA	Goria, Giorgio Peraboni, Alfio	3	6	3	7	3	2	6	56.50	43.50
4	S	SWE	Carlson, Kent Eyer mann, Henrik	4	2	2	4	8	6	5	57.70	43.70
5	OE	AUT	Raudaschl, Hubert Ferstl, Karl	6	13	1	11	10	3	2	72.40	53.40
6	GR	GRE	Hatzipavlis, Ilias Pelekanakis, Leonidas	2	1	11	13	11	10	8	86.00	67.00
7	E	ESP	Gorostegui, Antonio Doreste, Jose Luis	8	14	10	5	4	7	7	94.00	74.00
8	H	HOL	Binkhorst, Hans Van Walt Meijer, Willem	RET	7	YMP	1	2	DSQ	9	102.00	76.00
9	K	GBR	Woolward, Iain Maddocks, John	5	12	8	17	12	5	4	101.00	78.00
10	BA	BAH	Kelly, Steven Higgs, Montague	11	16	6	3	7	11	11	103.40	81.40
11	KA	AUS	Beashel, Colin Coxon, Richard	RET	3	5	12	9	8	13	107.70	81.70
12	BL	BRA	Ramos, Eduardo Souza, Roberto	9	8	7	9	5	9	12	100.00	82.00
13	KC	CAN	Lemieux, Lawrence Gesing, Witold	7	5	14	8	13	DNF	10	118.00	92.00
14	Z	SUI	Steinmayer, Josef Heilig, Reto	10	15	9	10	15	12	14	127.00	106.00
15	V	VEN	Drew-Bear, John Flebbe Roeglim, Christian	12	10	12	14	17	13	DNF	140.00	114.00
16	X	CHI	Zuazola, Rodrigo Rossi, Carlos	15	11	13	16	19	17	18	151.00	126.00
17	P	POR	Correia, Antonio Anjos, Henrique	13	19	15	18	14	16	16	153.00	128.00
18	VI	ISV	Foster Sr., John F. Foster Jr., John	14	17	RET	15	16	15	17	156.00	130.00
19	KBA	BAR	Palmer, Howard Bayley, Bruce	16	18	16	PMS	18	14	15	159.00	133.00

'H' WAS AWARDED 19 POINTS BY THE JURY IN RACE 3
'H' SE SAIT ACCORDE 19 POINTS PAR LE JURY DANS COURSE 3

Yachting

Voile

Finn Class		Classe finn				Finn Class		Classe finn				
Bravo Course Race 1 / July 31		Parcours bravo course 1 / 31 Juil				Bravo Course Race 4 / Aug. 03		Parcours bravo course 4 / 03 Aout				
POS	SAIL VOILE	CTRY	NAME	TIME TEMPS	POINTS	POS	SAIL VOILE	CTRY	NAME	TIME TEMPS	POINTS	
1	KZ	NZL	Coutts, Russell		0.00	1	US	USA	Bertrand, John	16:26:00	0.00	
2	KC	CAN	Neilson, Terry		3.00	2	KZ	NZL	Coutts, Russell	16:27:11	3.00	
3	I	ITA	Semeraro, Paolo		5.70	3	D	DEN	Hjortnaes, Lasse	16:27:25	5.70	
4	IR	IRL	O'Hara, William		8.00	4	E	ESP	Blanco, Joaquin		8.00	
5	G	FRG	Gerz, Wolfgang		10.00	5	KT	TRI	Holder, Jean-Marc		10.00	
6	L	FIN	Rechart, Esko		11.70	6	K	GBR	Mcintyre, Michael		11.70	
7	KA	AUS	Pratt, Chris		13.00	7	H	HOL	Neeleman, Mark		13.00	
8	BL	BRA	Zarif Neto, Jorge		14.00	8	G	FRG	Gerz, Wolfgang		14.00	
9	H	HOL	Neeleman, Mark		15.00	9	IR	IRL	O'Hara, William		15.00	
10	S	SWE	Bengtsson, Ingvar		16.00	10	KA	AUS	Pratt, Chris		16.00	
11	VI	ISV	Holmberg, Peter		17.00	11	I	ITA	Semeraro, Paolo		17.00	
12	F	FRA	Choley, Luc		18.00	12	MX	MEX	Mergenthaler, Eric		18.00	
13	K	GBR	Mcintyre, Michael		19.00	13	L	FIN	Rechart, Esko		19.00	
14	GR	GRE	Ortolano, Armando		20.00	14	GR	GRE	Ortolano, Armando		20.00	
15	N	NOR	Nilsen, Per-Arne		21.00	15	KC	CAN	Neilson, Terry		21.00	
16	GU	GUA	Maegli-Novella, Juan		22.00	16	VI	ISV	Holmberg, Peter		22.00	
17	B	BEL	Willems, Philippe		23.00	17	N	NOR	Nilsen, Per-Arne		23.00	
18	MX	MEX	Mergenthaler, Eric		24.00	18	F	FRA	Choley, Luc		24.00	
19	D	DEN	Hjortnaes, Lasse		25.00	19	B	BEL	Willems, Philippe		25.00	
20	ZB	ZIM	Grossmith, Guy		26.00	20	BL	BRA	Zarif Neto, Jorge		26.00	
21	KT	TRI	Holder, Jean-Marc		27.00	21	GU	GUA	Maegli-Novella, Juan		27.00	
22	PK	PAK	Choudhry, Arshad		28.00	22	PK	PAK	Choudhry, Arshad		28.00	
23	CH	CHN	Tu, Guangming		29.00	23	ZB	ZIM	Grossmith, Guy		29.00	
24	RB	BOT	Hudson, Derek		30.00	24	S	SWE	Bengtsson, Ingvar		30.00	
25	KF	FIJ	Ashby, David		31.00	25	CHX	CHN	Tu, Guangming		31.00	
	US	USA	Bertrand, John		35.00	DSQ	26	KF	FIJ	Ashby, David		32.00
	E	ESP	Blanco, Joaquin		35.00	DSQ	27	RB	BOT	Hudson, Derek		33.00
	AR	EGY	Karam, Nasser		35.00	DNF	28	AR	EGY	Karam, Nasser		34.00

Finn Class		Classe finn				Finn Class		Classe finn			
Bravo Course Race 2 / Aug. 01		Parcours bravocourse 2 / 01 Aout				Bravo Course Race 5 / Aug. 06		Parcours bravo course 5 / 06 Aout			
POS	SAIL VOILE	CTRY	NAME	TIME TEMP	POINTS	POS	SAIL VOILE	CTRY	NAME	TIME TEMPS	POINTS
1	BL	BRA	Zarif Neto, Jorge	16:37:00	0.00	1	KA	AUS	Pratt, Chris	16:12:00	0.00
2	KC	CAN	Neilson, Terry	16:38:00	3.00	2	US	USA	Bertrand, John	16:13:00	3.00
3	GR	GRE	Ortolano, Armando	16:39:00	5.70	3	G	FRG	Gerz, Wolfgang	16:14:00	5.70
4	KA	AUS	Pratt, Chris		8.00	4	K	GBR	Mcintyre, Michael		8.00
5	US	USA	Bertrand, John		10.00	5	KC	CAN	Neilson, Terry		10.00
6	G	FRG	Gerz, Wolfgang		11.70	6	E	ESP	Blanco, Joaquin		11.70
7	KZ	NZL	Coutts, Russell		13.00	7	S	SWE	Bengtsson, Ingvar		13.00
8	E	ESP	Blanco, Joaquin		14.00	8	VI	ISV	Holmberg, Peter		14.00
9	H	HOL	Neeleman, Mark		15.00	9	L	FIN	Rechart, Esko		15.00
10	IR	IRL	O'Hara, William		16.00	10	H	HOL	Neeleman, Mark		16.00
11	D	DEN	Hjortnaes, Lasse		17.00	11	BL	BRA	Zarif Neto, Jorge		17.00
12	L	FIN	Rechart, Esko		18.00	12	F	FRA	Choley, Luc		18.00
13	N	NOR	Nilsen, Per-Arne		19.00	13	D	DEN	Hjortnaes, Lasse		19.00
14	KT	TRI	Holder, Jean-Marc		20.00	14	MX	MEX	Mergenthaler, Eric		20.00
15	K	GBR	Mcintyre, Michael		21.00	15	GR	GRE	Ortolano, Armando		21.00
16	GU	GUA	Maegli-Novella, Juan		22.00	16	GU	GUA	Maegli-Novella, Juan		22.00
17	B	BEL	Willems, Philippe		23.00	17	N	NOR	Nilsen, Per-Arne		23.00
18	ZB	ZIM	Grossmith, Guy		24.00	18	B	BEL	Willems, Philippe		24.00
19	VI	ISV	Holmberg, Peter		25.00	19	ZB	ZIM	Grossmith, Guy		25.00
20	MX	MEX	Mergenthaler, Eric		26.00	20	I	ITA	Semeraro, Paolo		26.00
21	F	FRA	Choley, Luc		27.00	21	KZ	NZL	Coutts, Russell		27.00
22	S	SWE	Bengtsson, Ingvar		28.00	22	IR	IRL	O'Hara, William		28.00
23	CH	CHN	Tu, Guangming		29.00	23	PK	PAK	Choudhry, Arshad		29.00
24	PK	PAK	Choudhry, Arshad		30.00	24	KT	TRI	Holder, Jean-Marc		30.00
25	KF	FIJ	Ashby, David		31.00	25	CH	CHN	Tu, Guangming		31.00
26	I	ITA	Semeraro, Paolo		32.00	26	KF	FIJ	Ashby, David		32.00
27	RB	BOT	Hudson, Derek		33.00	27	RB	BOT	Hudson, Derek		33.00
28	AR	EGY	Karam, Nasser		34.00	28	AR	EGY	Karam, Nasser		34.00

Finn Class		Classe finn				Finn Class		Classe finn			
Bravo Course Race 3 / Aug. 02		Parcours bravo course 3 / 02 Aout				Bravo Course Race 6 / Aug. 07		Parcours bravocourse 6 / 07 Aout			
POS	SAIL VOILE	CTRY	NAME	TIME TEMPS	POINTS	POS	SAIL VOILE	CTRY	NAME	TIME TEMPS	POINTS
1	US	USA	Bertrand, John	16:10:00	0.00	1	KC	CAN	Neilson, Terry	16:14:00	0.00
2	KZ	NZL	Coutts, Russell	16:11:00	3.00	2	E	ESP	Blanco, Joaquin	16:15:08	3.00
3	VI	ISV	Holmberg, Peter	16:12:00	5.70	3	KZ	NZL	Coutts, Russell	16:15:17	5.70
4	K	GBR	Mcintyre, Michael		8.00	4	S	SWE	Bengtsson, Ingvar		8.00
5	KC	CAN	Neilson, Terry		10.00	5	US	USA	Bartrand, John		10.00
6	BL	BRA	Zarif Neto, Jorge		11.70	6	G	FRG	Gerz, Wolfgang		11.70
7	H	HOL	Neeleman, Mark		13.00	7	VI	ISV	Holmberg, Peter		13.00
8	G	FRG	Gerz, Wolfgang		14.00	8	GU	GUA	Maegli-Novella, Juan		14.00
9	N	NOR	Nilsen, Per-Arne		15.00	9	KA	AUS	Pratt, Chris		15.00
10	IR	IRL	O'Hara, William		16.00	10	K	GBR	Mcintyre, Michael		16.00
11	S	SWE	Bengtsson, Ingvar		17.00	11	H	HOL	Neeleman, Mark		17.00
12	MX	MEX	Mergenthaler, Eric		18.00	12	F	FRA	Choley, Luc		18.00
13	KA	AUS	Pratt, Chris		19.00	13	I	ITA	Semeraro, Paolo		19.00
14	D	DEN	Hjortnaes, Lasse		20.00	14	D	DEN	Hjortnaes, Lasse		20.00
15	GR	GRE	Ortolano, Armando		21.00	15	BL	BRA	Zarif Neto, Jorge		21.00
16	I	ITA	Semeraro, Paolo		22.00	16	MX	MEX	Mergenthaler, Eric		22.00
17	L	FIN	Rechart, Esko		23.00	17	GR	GRE	Ortolano, Armando		23.00
18	KT	TRI	Holder, Jean-Marc		24.00	18	N	NOR	Nilsen, Per-Arne		24.00
19	E	ESP	Blanco, Joaquin		25.00	19	IR	IRL	O'Hara, William		25.00
20	B	BEL	Willems, Philippe		26.00	20	KT	TRI	Holder, Jean-Marc		26.00
21	GU	GUA	Maegli-Novella, Juan		27.00	21	ZB	ZIM	Grossmith, Guy		27.00
22	ZB	ZIM	Grossmith, Guy		28.00	22	PK	PAK	Choudhry, Arshad		28.00
23	F	FRA	Choley, Luc		29.00	23	KF	FIJ	Ashby, David		29.00
24	PK	PAK	Choudhry, Arshad		30.00	24	AR	EGY	Karam, Nasser		30.00
25	CH	CHN	Tu, Guangming		31.00		L	FIN	Rechart, Esko		35.00
26	RB	BOT	Hudson, Derek		32.00		B	BEL	Willems, Philippe		35.00
27	KF	FIJ	Ashby, David		33.00		CH	CHN	Tu, Guangming		35.00
28	AR	EGY	Karam, Nasser		34.00		RB	BOT	Hudson, Derek		35.00



Finn Class			Classe finn		
Bravo Course Race 7 / Aug. 08			Parcours bravo course 7 / 08 Aout		
POS	SAIL VOILE	CTRY NAME	TIME TEMPS	POINTS	NOTE
1	E	ESP Blanco, Joaquin	15:54:00	0.00	
2	S	SWE Bengtsson, Ingvar	15:55:05	3.00	
3	H	HOL Neeleman, Mark	15:55:16	5.70	
4	K	GBR Mcintyre, Michael		8.00	
5	KZ	NZL Coutts, Russell		10.00	
6	KC	CAN Neilson, Terry		11.70	
7	D	DEN Hjortnaes, Lasse		13.00	
8	US	USA Bertrand, John		14.00	
9	BL	BRA Zarif Neto, Jorge		15.00	
10	VI	ISV Holmberg, Peter		16.00	
11	KA	AUS Pratt, Chris		17.00	
12	IR	IRL O'Hara, William		18.00	
13	I	ITA Semeraro, Paolo		19.00	
14	F	FRA Choley, Luc		20.00	
15	L	FIN Rechart, Esko		21.00	
16	B	BEL Willems, Philippe		22.00	
17	GU	GUA Maegli-Novella, Juan		23.00	
18	N	NOR Nilsen, Per-Arne		24.00	
19	KT	TRI Holder, Jean-Marc		25.00	
20	ZB	ZIM Grossmith, Guy		26.00	
21	PK	PAK Choudhry, Arshad		27.00	
22	MX	MEX Mergenthaler, Eric		28.00	
23	CH	CHN Tu, Guangming		29.00	
24	RB	BOT Hudson, Derek		30.00	
25	KF	FIJ Ashby, David		31.00	
	G	FRG Gerz, Wolfgang		35.00	DNF
	GR	GRE Ortolano, Armando		35.00	DNF
	AR	EGY Karam, Nasser		35.00	DNF

Finn Class			Classe finn								
Race Summary / Aug. 08			Sommaire des courses / 08 Aout								
POS	SAIL VOILE	CTRY NAME	RACE / COURSE							POINTS TOTAL	POINTS NET
			1	2	3	4	5	6	7		
1	KZ	NZL Coutts, Russell	1	7	2	2	21	3	5	61.70	34.70
2	US	USA Bertrand, John	DSQ	5	1	1	2	5	8	72.00	37.00
3	KC	CAN Neilson, Terry	2	2	5	14	5	1	6	57.70	37.70
4	E	ESP Blanco, Joaquin	DSQ	8	18	4	6	2	1	95.70	60.70
5	G	FRG Gerz, Wolfgang	5	6	8	7	3	6	DNF	101.10	66.10
6	KA	AUS Pratt, Chris	7	4	12	9	1	9	11	86.00	68.00
7	K	GBR Mcintyre, Michael	13	15	4	6	4	10	4	91.70	70.70
8	BL	BRA Zarif Neto, Jorge	8	1	6	19	11	15	9	103.70	78.70
9	H	HOL Neeleman, Mark	9	9	7	DSQ	10	11	3	116.70	81.70
10	S	SWE Bengtsson, Ingvar	10	22	10	23	7	4	2	113.00	84.00
11	VI	ISV Holmberg, Peter	11	19	3	15	8	7	10	111.70	86.70
12	D	DEN Hjortnaes, Lasse	19	11	13	3	13	14	7	118.70	93.70
13	IR	IRL O'Hara, William	4	10	9	8	22	19	12	124.00	96.00
14	L	FIN Rechart, Esko	6	12	16	12	9	DNF	15	140.70	105.70
15	I	ITA Semeraro, Paolo	3	26	15	10	20	13	13	138.70	106.70
16	GR	GRE Ortolano, Armando	14	3	14	13	15	17	DNF	143.70	108.70
17	F	FRA Choley, Luc	12	21	22	17	12	12	14	152.00	124.00
18	MX	MEX Mergenthaler, Eric	18	20	11	11	14	16	22	154.00	126.00
19	GU	GUA Maegli-Novella, Juan	16	16	20	20	16	8	17	155.00	129.00
20	KT	TRI Holder, Jean-Marc	21	14	17	5	24	20	19	161.00	131.00
21	N	NOR Nilsen, Per-Arne	15	13	DSQ	16	17	18	18	168.00	133.00
22	B	BEL Willems, Philippe	17	17	19	18	18	PMS	16	176.00	141.00
23	ZB	ZIM Grossmith, Guy	20	18	21	22	19	21	20	183.00	155.00
24	PK	PAK Choudhry, Arshad	22	24	23	21	23	22	21	198.00	168.00
25	CH	CHN Tu, Guangming	23	23	24	24	25	PMS	23	213.00	178.00
26	KF	FIJ Ashby, David	25	25	26	25	26	23	25	217.00	185.00
27	RB	BOT Hudson, Derek	24	27	25	26	27	DNF	24	224.00	189.00
28	AR	EGY Karam, Nasser	DNF	28	27	27	28	24	DNF	234.00	199.00

Tornado Class			Classe tornado		
Delta Course Race 1 / July 31			Parcours delta course 1 / 31 Juil		
POS	SAIL VOILE	CTRY NAME	TIME TEMPS	POINTS	
1	US	USA Smyth, Randy Glaser, Jay	3:46:20	0.00	
2	K	GBR White, Robert Campbell-James, David	3:47:05	3.00	
3	KZ	NZL Sellers, Rex Timms, Christopher	3:47:58	5.70	
4	KA	AUS Cairns, Chris Anderson, John		8.00	
5	BL	BRA Grael, Lars Haynes, Glein		10.00	
6	D	DEN Elvstroem, Paul Elvstroem, Inge Trine		11.70	
7	KC	CAN Sweeney, David Sweeney, Brian		13.00	
8	KB	BER Burland, Alan Nash, Christopher		14.00	
9	OE	AUT Petschel, Norbert Schlagbauer, Walter		15.00	
10	G	FRG Kaphengst, Eckart Bose, Hans-Friedrich		16.00	
11	S	SWE Marstrom, Goran Soderqvist, Krister		17.00	
12	L	FIN Narko, Pekka Valtanan, Juha		18.00	
13	Z	SUI Zwicky, Rolf Bruellmann, Christoph		19.00	
14	N	NOR Ferskaug, Per Smith, Halvor Ramel		20.00	
15	A	ARG Sinistri, Sergio Hugo Ferrari, Martin B.		21.00	
16	PR	PUR Torruella Jr., Juan R. Diaz, Enrique		22.00	
17	KF	FIJ Philp, Anthony Colin Hewett, Bruce		23.00	
18	TK	TUR Ozkan, Ertugrul Caykovski, Aleksandr		24.00	
	H	HOL Van Bladel, Wilhelmus Lambriex, Huub		27.00	DSQ
	F	FRA Loday, Yves Pichery, Bernard		27.00	DSQ

Tornado Class			Classe tornado		
Delta Course Race 2 / Aug. 01			Parcours delta course 2 / 01 Aout		
POS	SAIL VOILE	CTRY NAME	TIME TEMPS	POINTS	
1	F	FRA Loday, Yves Pichery, Barnard	16:05:48	0.00	
2	KZ	NZL Sellers, Rex Timms, Christopher	16:06:30	3.00	
3	D	DEN Elvstroem, Paul Elvstroem, Inge Trine	16:06:32	5.70	
4	S	SWE Marstrom, Goran Soderqvist, Krister		8.00	
5	K	GBR White, Robert Campbell-James, David		10.00	
6	KB	BER Burland, Alan Nash, Christopher		11.70	
7	H	HOL Van Bladel, Wilhelmus Lambriex, Huub		13.00	
8	BL	BRA Grael, Lars Haynes, Glein		14.00	
9	OE	AUT Petschel, Norbert Schlagbauer, Walter		15.00	
10	Z	SUI Zwicky, Rolf Bruellmann, Christoph		16.00	
11	L	FIN Narko, Pekka Valtanan, Juha		17.00	
12	KC	CAN Sweeney, David Sweeney, Brian		18.00	
13	N	NOR Ferskaug, Per Smith, Halvor Ramel		19.00	
14	A	ARG Sinistri, Sergio Hugo Ferrari, Martin B.		20.00	

POS	SAIL VOILE	CTRY	NAME	TIME TEMPS	POINTS
15	G	FRG	Kaphengst, Eckart Bose, Hans-Friedrich		21.00
16	KA	AUS	Cairns, Chris Anderson, John		22.00
17	PR	PUR	Torruella Jr., Juan R. Diaz, Enrique		23.00
18	KF	FIJ	Philp, Anthony Colin Hewett, Bruce		24.00
19	TK	TUR	Caykovski, Aleksandr Ozkan, Ertugrul		25.00
	US	USA	Smyth, Randy Glaser, Jay		27.00 DNF

Tornado Class **Classe tornado**
Delta Course Race 3 / Aug. 02 **Parcours delta course 3 / 02 Aout**

POS	SAIL VOILE	CTRY	NAME	TIME TEMPS	POINTS
1	KZ	NZL	Sellers, Rex Timms, Christopher	16:16:43	0.00
2	K	GBR	White, Robert Campbell-James, David	16:18:25	3.00
3	KA	AUS	Cairns, Chris Anderson, John	16:19:07	5.70
4	KB	BER	Burland, Alan Nash, Christopher		8.00
5	D	DEN	Elvstroem, Paul Elvstroem, Inge Trine		10.00
6	Z	SUI	Zwicky, Rolf Bruellmann, Christoph		11.70
7	US	USA	Smyth, Randy Glaser, Jay		13.00
8	KC	CAN	Sweeney, David Sweeney, Brian		14.00
9	F	FRA	Loday, Yves Pichery, Bernard		15.00
10	OE	AUT	Petschel, Norbert Schlagbauer, Walter		16.00
11	H	HOL	Van Bladel, Wilhelmus Lambriex, Huub		17.00
12	A	ARG	Sinistri, Sergio Hugo Ferrari, Martin B.		18.00
13	S	SWE	Marstrom, Goran Soderqvist, Krister		19.00
14	BL	BRA	Grael, Lars Haynes, Glein		20.00
15	G	FRG	Kaphengst, Eckart Bose, Hans-Friedrich		21.00
16	L	FIN	Narko, Pekka Valtanen, Juha		22.00
17	N	NOR	Ferskaug, Per Smith, Halvor Ramel		23.00
18	PR	PUR	Torruella Jr., Juan R. Diaz, Enrique		24.00
19	TK	TUR	Caykovski, Aleksandr Ozkan, Ertugrul		25.00
	KF	FIJ	Philp, Anthony Colin Hewett, Bruce		27.00 DNF

Tornado Class **Classe tornado**
Delta Course Race 4 / Aug. 03 **Parcours delta course 4 / 03 Aout**

POS	SAIL VOILE	CTRY	NAME	TIME TEMPS	POINTS
1	US	USA	Smyth, Randy Glaser, Jay	16:20:20	0.00
2	KZ	NZL	Sellers, Rex Timms, Christopher	16:20:52	3.00
3	D	DEN	Elvstroem, Paul Elvstroem, Inge Trine	16:22:12	5.70
4	S	SWE	Marstrom, Goran Soderqvist, Krister		8.00
5	H	HOL	Van Bladel, Wilhelmus Lambriex, Huub		10.00
6	KB	BER	Burland, Alan Hash, Christopher		11.70

POS	SAIL VOILE	CTRY	NAME	TIME TEMPS	POINTS
7	KC	CAN	Sweeney, David Sweeney, Brian		13.00
8	K	GBR	White, Robert Campbell-James, David		14.00
9	G	FRG	Kaphengst, Eckart Bose, Hans-Friedrich		15.00
10	KA	AUS	Cairns, Chris Anderson, John		16.00
11	F	FRA	Loday, Yves Pichery, Bernard		17.00
12	BL	BRA	Grael, Lars Haynes, Glein		18.00
13	L	FIN	Narko, Pekka Valtanen, Juha		19.00
14	A	ARG	Sinistri, Sergio Hugo Ferrari, Martin B.		20.00
15	Z	SUI	Zwicky, Rolf Bruellmann, Christoph		21.00
16	N	NOR	Ferskaug, Per Smith, Halvor Ramel		22.00
17	OE	AUT	Petschel, Norbert Schlagbauer, Walter		23.00
18	PR	PUR	Torruella Jr., Juan R. Diaz, Enrique		24.00
19	KF	FIJ	Philp, Anthony Colin Hewett, Bruce		25.00
20	TK	TUR	Caykovski, Aleksandr Ozkan, Ertugrul		26.00

Tornado Class **Classe tornado**
Delta Course Race 5 / Aug. 05 **Parcours delta course 5 / 05 Aout**

POS	SAIL VOILE	CTRY	NAME	TIME TEMPS	POINTS
1	KZ	NZL	Sellers, Rex Timms, Christopher	16:07:38	0.00
2	KA	AUS	Cairns, Chris Anderson, John	16:08:52	3.00
3	BL	BRA	Grael, Lars Haynes, Glein	16:10:32	5.70
4	US	USA	Smyth, Randy Glaser, Jay		8.00
5	A	ARG	Sinistri, Sergio Hugo Ferrari, Martin B.		10.00
6	K	GBR	White, Robert Campbell-James, David		11.70
7	KB	BER	Burland, Alan Nash, Christopher		13.00
8	KC	CAN	Sweeney, David Sweeney, Brian		14.00
9	F	FRA	Loday, Yves Pichery, Bernard		15.00
10	H	HOL	Van Bladel, Wilhelmus Lambriex, Huub		16.00
11	OE	AUT	Petschel, Norbert Schlagbauer, Walter		17.00
12	S	SWE	Marstrom, Goran Soderqvist, Krister		18.00
13	PR	PUR	Torruella Jr., Juan R. Diaz, Enrique		19.00
14	D	DEN	Elvstroem, Paul Elvstroem, Inge Trine		20.00
15	N	NOR	Ferskaug, Per Smith, Halvor Ramel		21.00
16	Z	SUI	Zwicky, Rolf Bruellmann, Christoph		22.00
17	G	FRG	Kaphengst, Eckart Bose, Hans-Friedrich		23.00
18	L	FIN	Narko, Pekka Valtanen, Juha		24.00
19	TK	TUR	Caykovski, Aleksandr Ozkan, Ertugrul		25.00
20	KF	FIJ	Philp, Anthony Colin Hewett, Bruce		26.00



Tornado Class
Delta Course Race 6 / Aug. 07

Classe tornado
Parcours delta course 6 / 07 Aout

POS	SAIL VOILE	CTRY	NAME	TIME TEMPS	POINTS
1	US	USA	Smyth, Randy Glaser, Jay	15:40:59	0.00
2	H	HOL	Van Bladel, Wilhelmus Lambriex, Huub	15:41:03	3.00
3	KZ	NZL	Sellers, Rex Timms, Christopher	15:41:25	5.70
4	KB	BER	Burland, Alan Nash, Christopher		8.00
5	D	DEN	Elvstroem, Paul Elvstroem, Inge Trine		10.00
6	BL	BRA	Grael, Lars Haynes, Glein		11.70
7	KA	AUS	Cairns, Chris Anderson, John		13.00
8	K	GBR	White, Robert Campbell-James, David		14.00
9	L	FIN	Narko, Pekka Valtananen, Juha		15.00
10	G	FRG	Kaphengst, Eckart Bose, Hans-Friedrich		16.00
11	F	FRA	Loday, Yves Pichery, Bernard		17.00
12	OE	AUT	Petschel, Norbert Schlagbauer, Walter		18.00
13	Z	SUI	Zwicky, Rolf Bruellmann, Christoph		19.00
14	S	SWE	Marstrom, Goran Soderqvist, Krister		20.00
15	A	ARG	Sinistri, Sergio Hugo Ferrari, Martin B.		21.00
16	N	NOR	Ferskaug, Per Smith, Halvor Ramel		22.00
17	PR	PUR	Torruella Jr., Juan R. Diaz, Enrique		23.00
18	KF	FIJ	Philp, Anthony Colin Hewett, Bruce		24.00
19	TK	TUR	Caykovski, Aleksandr Ozkan, Ertugrul		25.00
	KC	CAN	Sweeney, David Sweeney, Brian		27.00 DNF

Tornado Class
Delta Course Race 7 / Aug. 08

Classe tornado
Parcours delta course 7 / 08 Aout

POS	SAIL VOILE	CTRY	NAME	TIME TEMPS	POINTS
1	KA	AUS	Cairns, Chris Anderson, John	15:39:00	0.00
2	H	HOL	Van Bladel, Wilhelmus Lambriex, Huub	15:39:37	3.00
3	KB	BER	Burland, Alan Nash, Christopher	15:39:40	5.70
4	OE	AUT	Petschel, Norbert Schlagbauer, Walter		8.00
5	D	DEN	Elvstroem, Paul Elvstroem, Inge Trine		10.00
6	KC	CAN	Sweeney, David Sweeney, Brian		11.70
7	K	GBR	White, Robert Campbell-James, David		13.00
8	S	SWE	Marstrom, Goran Soderqvist, Krister		14.00
9	N	NOR	Ferskaug, Per Smith, Halvor Ramel		15.00
10	US	USA	Smyth, Randy Glaser, Jay		16.00
11	G	FRG	Kaphengst, Eckart Bose, Hans-Friedrich		17.00
12	BL	BRA	Grael, Lars Haynes, Glein		18.00
13	F	FRA	Loday, Yves Pichery, Bernard		19.00

POS	SAIL VOILE	CTRY	NAME	TIME TEMPS	POINTS
14	L	FIN	Narko, Pekka Valtananen, Juha		20.00
15	Z	SUI	Zwicky, Rolf Bruellmann, Christoph		21.00
16	PR	PUR	Torruella Jr., Juan R. Diaz, Enrique		22.00
17	A	ARG	Sinistri, Sergio Hugo Ferrari, Martin B.		23.00
18	KF	FIJ	Philp, Anthony Colin Hewett, Bruce		24.00
	KZ	NZL	Sellers, Rex Timms, Christopher		27.00 DNS
	TK	TUR	Caykovski, Aleksandr Ozkan, Ertugrul		27.00 DNF

Tornado Class
Race Summary / Aug. 08

Classe tornado
Sommaire des courses / 08 Aout

POS	SAIL VOILE	CTRY	NAME	RACE / COURSE							POINTS TOTAL	POINTS NET
				1	2	3	4	5	8	7		
1	KZ	NZL	Sellers, Rex Timms, Christopher	3	2	1	2	1	2	DNS	41.70	14.70
2	US	USA	Smyth, Randy Glaser, Jay	1	DNF	7	1	4	1	10	64.00	37.00
3	KA	AUS	Cairns, Chris Anderson, John	4	16	3	RET	2	6	1	77.40	50.40
4	D	DEN	Elvstroem, Paul Elvstroem, Inge Trine	6	3	5	3	14	4	5	71.10	51.10
5	KB	BER	Burland, Alan Nash, Christopher	8	6	4	6	7	YMP	3	67.50	53.50
6	K	GBR	White, Robert Campbell-James, David	2	5	2	8	6	7	7	67.70	53.70
7	BL	BRA	Grael, Lars Haynes, Glein	5	8	14	11	3	5	12	94.70	74.70
8	F	FRA	Loday, Yves Pichery, Bernard	DSQ	1	9	10	9	10	13	108.00	81.00
9	KC	CAN	Sweeney, David Sweeney, Brian	7	12	8	7	8	DNF	6	110.70	83.70
10	S	SWE	Marstrom, Goran Soderqvist, Krister	11	4	13	4	12	13	8	103.00	84.00
11	H	HOL	Van Bladel, Wilhelmus Lambriex, Huub	DSQ	7	11	5	10	DSQ	2	113.00	86.00
12	OE	AUT	Petschel, Norbert Schlagbauer, Walter	9	9	10	16	11	11	4	110.00	88.00
13	G	FRG	Kaphengst, Eckart Bose, Hans-Friedrich	10	15	15	9	16	9	11	127.00	105.00
14	Z	SUI	Zwicky, Rolf Bruellmann, Christoph	13	10	6	14	DSQ	12	15	132.70	105.70
15	A	ARG	Sinistri, Sergio Hugo Ferrari, Martin B.	15	14	12	13	5	14	17	131.00	108.00
16	L	FIN	Narko, Pekka Valtananen, Juha	12	11	16	12	17	8	14	132.00	109.00
17	N	NOR	Ferskaug, Per Smith, Halvor Ramel	14	13	17	15	15	15	9	140.00	117.00
18	PR	PUR	Torruella Jr., Juan R. Diaz, Enrique	16	17	18	17	13	16	16	155.00	131.00
19	KF	FIJ	Philp, Anthony Colin Hewett, Bruce	17	18	DNF	18	19	17	18	170.00	143.00
20	TK	TUR	Ozkan, Ertugrul Caykovski, Aleksandr	18	19	19	19	18	18	DNF	174.00	147.00

'KB' WAS AWARDED 3.4 POINTS BY THE JURY IN RACE 6
'KB' SE SAIT ACCORDE 3.4 POINTS PAR LE JURY DANS COURSE 6

470 Class
Bravo Course Race 1 / July 31Classe 470
Parcours bravo course 1 / 31 Juil

POS	SAIL VOILE	CTRY	NAME	TIME TEMPS	POINTS
1	G	FRG	Hunger, Wolfgang Hunger, Joachim	15:27:25	0.00
2	F	FRA	Peponnet, Thierry Pillot, Luc	15:27:52	3.00
3	E	ESP	Doreste, Luis Molina, Roberto	15:27:59	5.70
4	L	FIN	Von Koskull, Peter Von Koskull, Johan		8.00
5	I	ITA	Chieffi, Tommaso Chieffi, Enrico		10.00
6	H	HOL	Stavenuiter, John Alkemade, Guido		11.70
7	Z	SUI	Favre, Charles Du Bois, Luc		13.00
8	KZ	NZL	Evans, Peter Reeves, Sean		14.00
9	KC	CAN	McLaughlin, Frank Tenhove, Martin		15.00
10	US	USA	Benjamin, Stephen Steinfeld, H. Christopher		16.00
11	J	JPN	Takagi, Yutaka Yamamoto, Satoru		17.00
12	S	SWE	Loven, Dan Holmberg, Magnus		18.00
13	IS	ISR	Brokman, Shimshon Fridlander, Eitan		19.00
14	K	GBR	Foster, Catherine Newlands, Peter		20.00
15	IND	IND	Tarapore, Farokh Bhandari, Dhruv		21.00
16	TA	TPE	Lim, Kui-Aon Lim, Yal-Aon		22.00
17	BL	BRA	Paradeda, Marco Nehn, Rolf		23.00
18	IL	ISL	Jonasson, Gunnlaugur Petursson, Jon		24.00
19	MX	MEX	Megenthaler, Hermann Terrones, Alejandro		25.00
20	PK	PAK	Sadid, Munir Zakaulah, Mohammad		26.00
21	X	CHI	Gonzalez, Alberto Barahona, Juan		27.00
22	KV	IVB	Barker, Keith Barker, Peter		28.00
23		SRI	Jirasinha, Lalin Dias, Ranil		29.00
24	VI	ISV	Zucker, Erik Tervo, Trace		30.00
25	CI	CAY	Bodden, John Ebanks, Carson		31.00
	KA	AUS	Tillett, Chris Lumb, Richard	35.00	DSQ
	A	ARG	Ingoyen, Carlos A. Heredia, Gonzalo	35.00	DSQ
	CH	CHN	Xu, Xianyuan Zheng, Kaiping	35.00	DSQ

470 Class
Bravo Course Race 2 / Aug. 01Classe 470
Parcours bravo course 2 / 01 Aout

POS	SAIL VOILE	CTRY	NAME	TIME TEMPS	POINTS
1	E	ESP	Doreste, Luis Molina, Roberto	16:12:00	0.00
2	US	USA	Benjamin, Stephen Steinfeld, H. Christopher	16:14:00	3.00
3	A	ARG	Irigoyen, Carlos A. Heredia, Gonzalo	16:15:00	5.70
4	J	JPN	Takagi, Yutaka Yamamoto, Satoru		8.00
5	I	ITA	Chieffi, Tommaso Chieffi, Enrico		10.00
6	L	FIN	Von Koskull, Peter Von Koskull, Johan		11.70
7	K	GBR	Foster, Catherine Newlands, Peter		13.00

POS	SAIL VOILE	CTRY	NAME	TIME TEMPS	POINTS
8	IS	ISR	Brokman, Shimshon Fridlander, Eitan		14.00
9	F	FRA	Peponnet, Thierry Pillot, Luc		15.00
10	KC	CAN	McLaughlin, Frank Tenhove, Martin		16.00
11	KA	AUS	Tillett, Chris Lumb, Richard		17.00
12	IL	ISL	Jonasson, Gunnlaugur Petursson, Jon		18.00
13	G	FRG	Hunger, Wolfgang Hunger, Joachim		19.00
14	Z	SUI	Favre, Charles Du Bois, Luc		20.00
15	KZ	NZL	Evans, Peter Reeves, Sean		21.00
16	BL	BRA	Paradeda, Marco Nehn, Rolf		22.00
17	S	SWE	Loven, Dan Holmberg, Magnus		23.00
18	MX	MEX	Megenthaler, Hermann Terrones, Alejandro		24.00
19	H	HOL	Stavenuiter, John Alkemade, Guido		25.00
20	IND	IND	Tarapore, Farokh Bhandari, Dhruv		26.00
21	PK	PAK	Sadid, Munir Zakaulah, Mohammad		27.00
22	X	CHI	Gonzalez, Alberto Barahona, Juan		28.00
23	TA	TPE	Lim, Kui-Aon Lim, Yal-Aon		29.00
24	CH	CHN	Xu, Xianyuan Zheng, Kaiping		30.00
25	KV	IVB	Barker, Keith Barker, Peter		31.00
26	VI	ISV	Zucker, Erik Tervo, Trace		32.00
27	CY	SRI	Jirasinha, Lalin Dias, Ranil		33.00
28	CI	CAY	Bodden, John Ebanks, Carson		34.00

470 Class
Bravo Course Race 3 / Aug. 02Class 470
Parcours bravo course 3 / 02 Aout

POS	SAIL VOILE	CTRY	NAME	TIME TEMPS	POINTS
1	US	USA	Benjamin, Stephen Steinfeld, H. Christopher	15:38:00	0.00
2	H	HOL	Stavenuiter, John Alkemade, Guido	15:39:00	3.00
3	G	FRG	Hunger, Wolfgang Hunger, Joachim	15:40:00	5.70
4	I	ITA	Chieffi, Tommaso Chieffi, Enrico		8.00
5	E	ESP	Doreste, Luis Molina, Roberto		10.00
6	L	FIN	Von Koskull, Peter Von Koskull, Johan		11.70
7	J	JPN	Takagi, Yutaka Yamamoto, Satoru		13.00
8	A	ARG	Irigoyen, Carlos A. Heredia, Gonzalo		14.00
9	K	GBR	Foster, Catherine Newlands, Peter		15.00
10	KZ	NZL	Evans, Peter Reeves, Sean		16.00
11	IS	ISR	Brokman, Shimshon Fridlander, Eitan		17.00
12	IND	IND	Tarapore, Farokh Bhandari, Dhruv		18.00
13	Z	SUI	Favre, Charles Du Bois, Luc		19.00
14	F	FRA	Peponnet, Thierry Pillot, Luc		20.00



POS	SAIL VOILE	CTRY	NAME	TIME TEMPS	POINTS
15	S	SWE	Loven, Dan Holmberg, Magnus		21.00
16	BL	BRA	Paradedada, Marco Nehn, Rolf		22.00
17	TA	TPE	Lim, Kui-Aon Lim, Yal-Aon		23.00
18	KA	AUS	Tillett, Chris Lumb, Richard		24.00
19	IL	ISL	Jonasson, Gunnlaugur Petursson, Jon		25.00
20	KC	CAN	McLaughlin, Frank Tenhove, Martin		26.00
21	PK	PAK	Sadid, Munir Zakaullah, Mohammad		27.00
22	X	CHI	Gonzalez, Alberto Barahona, Juan		28.00
23	MX	MEX	Megenthaler, Hermann Terrones, Alejandro		29.00
24	CH	CHN	Xu, Xianyuan Zheng, Kaiping		30.00
25	KV	IVB	Barker, Keith Barker, Peter		31.00
26	CI	CAY	Bodden, John Ebanks, Carson		32.00
27	CY	SRI	Jirasinha, Lalin Dias, Ranil		33.00
28	VI	ISV	Zucker, Erik Tervo, Trace		34.00

470 Class **Classe 470**
Bravo Course Race 4 / Aug. 03 **Parcours bravo course 4 / 03 Aout**

POS	SAIL VOILE	CTRY	NAME	TIME TEMPS	POINTS
1	I	ITA	Chieffi, Tommaso Chieffi, Enrico	15:56:00	0.00
2	E	ESP	Doreste, Luis Molina, Roberto	15:57:00	3.00
3	H	HOL	Stavenuiter, John Alkemade, Guido	15:58:00	5.70
4	US	USA	Benjamin, Stephen Steinfeld, H. Christopher		8.00
5	K	GBR	Foster, Catherine Newlands, Peter		10.00
6	G	FRG	Hunger, Wolfgang Hunger, Joachim		11.70
7	L	FIN	Von Koskull, Peter Von Koskull, Johan		13.00
8	KZ	NZL	Evans, Peter Reeves, Sean		14.00
9	F	FRA	Pepionnet, Thierry Pillot, Luc		15.00
10	BL	BRA	Paradedada, Marco Nehn, Rolf		16.00
11	KA	AUS	Tillett, Chris Lumb, Richard		17.00
12	J	JPN	Takagi, Yutaka Yamamoto, Satoru		18.00
13	IS	ISR	Brokman, Shimshon Fridlander, Eitan		19.00
14	A	ARG	Irigoyen, Carlos A. Heredia, Gonzalo		20.00
15	S	SWE	Loven, Dan Holmberg, Magnus		21.00
16	MX	MEX	Megenthaler, Hermann Terrones, Alejandro		22.00
17	Z	SUI	Favre, Charles Du Bois, Luc		23.00
18	KC	CAN	McLaughlin, Frank Tenhove, Martin		24.00
19	IND	IND	Tarapore, Farokh Bhandari, Dhruv		25.00
20	TA	TPE	Lim, Kui-Aon Lim, Yal-Aon		26.00
21	X	CHI	Gonzalez, Alberto Barahona, Juan		27.00

POS	SAIL VOILE	CTRY	NAME	TIME TEMPS	POINTS
22	PK	PAK	Sadid, Munir Zakaullah, Mohammad		28.00
23	KV	IVB	Barker, Keith Barker, Peter		29.00
24	CH	CHN	Xu, Xianyuan Zheng, Kaiping		30.00
25	IL	ISL	Jonasson, Gunnlaugur Petursson, Jon		31.00
26	VI	ISV	Zucker, Erik Tervo, Trace		32.00
27	CY	SRI	Jirasinha, Lalin Dias, Ranil		33.00
28	CI	CAY	Bodden, John Ebanks, Carson		34.00

470 Class **Classe 470**
Bravo Course Race 5 / Aug. 06 **Parcours bravo course 5 / 06 Aout**

POS	SAIL VOILE	CTRY	NAME	TIME TEMPS	POINTS
1	E	ESP	Doreste, Luis Molina, Roberto	15:43:00	0.00
2	BL	BRA	Paradedada, Marco Nehn, Rolf	15:44:08	3.00
3	F	FRA	Pepionnet, Thierry Pillot, Luc	15:44:06	5.70
4	IS	ISR	Brokman, Shimshon Fridlander, Eitan		8.00
5	L	FIN	Von Koskull, Peter Von Koskull, Johan		10.00
6	Z	SUI	Favre, Charles Du Bois, Luc		11.70
7	G	FRG	Hunger, Wolfgang Hunger, Joachim		13.00
8	K	GBR	Foster, Catherine Newlands, Peter		14.00
9	J	JPN	Takagi, Yutaka Yamamoto, Satoru		15.00
10	PK	PAK	Sadid, Munir Zakaullah, Mohammad		16.00
11	A	ARG	Irigoyen, Carlos A. Heredia, Gonzalo		17.00
12	IND	IND	Tarapore, Farokh Bhandari, Dhruv		18.00
13	H	HOL	Stavenuiter, John Alkemade, Guido		19.00
14	X	CHI	Gonzalez, Alberto Barahona, Juan		20.00
15	TA	TPE	Lim, Kui-Aon Lim, Yal-Aon		21.00
16	KC	CAN	McLaughlin, Frank Tenhove, Martin		22.00
17	S	SWE	Loven, Dan Holmberg, Magnus		23.00
18	MX	MEX	Megenthaler, Hermann Terrones, Alejandro		24.00
19	IL	ISL	Jonasson, Gunnlaugur Petursson, Jon		25.00
20	CH	CHN	Xu, Xianyuan Zheng, Kaiping		26.00
21	VI	ISV	Zucker, Erik Tervo, Trace		27.00
22	KV	IVB	Barker, Keith Barker, Peter		28.00
23	CY	SRI	Jirasinha, Lalin Dias, Ranil		29.00
24	CI	CAY	Bodden, John Ebanks, Carson		30.00
	I	ITA	Chieffi, Tommaso Chieffi, Enrico		35.00 PMS
	KZ	NZL	Evans, Peter Reeves, Sean		35.00 PMS
	US	USA	Benjamin, Stephen Steinfeld, H. Christopher		35.00 PMS
	KA	AUS	Tillett, Chris Lumb, Richard		35.00 PMS

Yachting

Voile

470 class Bravo Course Race 6 / Aug. 07					Classe 470 Parcours bravo course 6 / 07 Aout							
POS	SAIL VOILE	CTRY	NAME	TIME TEMPS	POINTS	POS	SAIL VOILE	CTRY	NAME	TIME TEMPS	POINTS	
1	F	FRA	Peponnet, Thierry Pillot, Luc	15:39:00	0.00	1	K	GBR	Foster, Catherine Newlands, Peter	15:18:00	0.00	
2	IS	ISR	Brokman, Shimshon Fridlander, Eitan	15:40:00	3.00	2	US	USA	Benjamin, Stephen Steinfeld, H. Christopher	15:19:00	3.00	
3	G	FRG	Hunger, Wolfgang Hunger, Joachim	15:41:00	5.70	3	KZ	NZL	Evans, Peter Reeves, Sean	15:20:00	5.70	
4	KC	CAN	McLaughlin, Frank Tenhove, Martin		8.00	4	G	FRG	Hunger, Wolfgang Hunger, Joachim		8.00	
5	KZ	NZL	Evans, Peter Reeves, Sean		10.00	5	IS	ISR	Brokman, Shimshon Fridlander, Eitan		10.00	
6	S	SWE	Loven, Dan Holmberg, Magnus		11.70	6	F	FRA	Peponnet, Thierry Pillot, Luc		11.70	
7	US	USA	Benjamin, Stephen Steinfeld, H. Christopher		13.00	7	L	FIN	Von Koskull, Peter Von Koskull, Johan		13.00	
8	I	ITA	Chieffi, Tommaso Chieffi, Enrico		14.00	8	BL	BRA	Paradedda, Marco Nehn, Rolf		14.00	
9	E	ESP	Doreste, Luis Molina, Roberto		15.00	9	I	ITA	Chieffi, Tommaso Chieffi, Enrico		15.00	
10	A	ARG	Irigoyen, Carlos A. Heredia, Gonzalo		16.00	10	X	CHI	Gonzalez, Alberto Barahona, Juan		16.00	
11	J	JPN	Takagi, Yutaka Yamamoto, Satoru		17.00	11	H	HOL	Stavenuiter, John Alkemade, Guido		17.00	
12	Z	SUI	Favre, Charles Du Bois, Luc		18.00	12	Z	SUI	Favre, Charles Du Bois, Luc		18.00	
13	KA	AUS	Tillett, Chris Lumb, Richard		19.00	13	KC	CAN	McLaughlin, Frank Tenhove, Martin		19.00	
14	K	GBR	Foster, Catherine Newlands, Peter		20.00	14	A	ARG	Irigoyen, Carlos A. Heredia, Gonzalo		20.00	
15	H	HOL	Stavenuiter, John Alkemade, Guido		21.00	15	MX	MEX	Megenthaler, Hermann Terrones, Alejandro		21.00	
16	X	CHI	Gonzalez, Alberto Barahona, Juan		22.00	16	S	SWE	Loven, Dan Holmberg, Magnus		22.00	
17	TA	TPE	Lim, Kui-Aon Lim, Yal-Aon		23.00	17	IND	IND	Tarapore, Farokh Bhandari, Dhruv		23.00	
18	MX	MEX	Megenthaler, Hermann Terrones, Alejandro		24.00	18	J	JPN	Takagi, Yutaka Yamamoto, Satoru		24.00	
19	L	FIN	Von Koskull, Peter Von Koskull, Johan		25.00	19	TA	TPE	Lim, Kui-Aon Lim, Yal-Aon		25.00	
20	BL	BRA	Paradedda, Marco Nehn, Rolf		26.00	20	IL	ISL	Jonasson, Gunnlaugur Petursson, Jon		26.00	
21	PAK	PAK	Sadid, Munir Zakaullah, Mohammad		27.00	21	CH	CHN	Xu, Xianyuan Zheng, Kaiping		27.00	
22	IL	ISL	Jonasson, Gunnlaugur Petursson, Jon		28.00	22	VI	ISV	Zucker, Erik Tervo, Trace		28.00	
23	CH	CHN	Xu, Xianyuan Zheng, Kaiping		29.00	23	CY	SRI	Jirasinha, Lalin Dias, Ranil		29.00	
24	VI	ISV	Zucker, Erik Tervo, Trace		30.00		E	ESP	Doreste, Luis Molina, Roberto	35.00	DNF	
25	KV	IVB	Barker, Keith Barker, Peter		31.00		PAK	PAK	Sadid, Munir Zakaullah, Mohammad	35.00	DNF	
26	CY	SRI	Jirasinha, Lalin Dias, Ranil		32.00		KV	IVB	Barker, Keith Barker, Peter	35.00	DNF	
27	CI	CAY	Bodden, John Ebanks, Carson		33.00		CI	CAY	Bodden, John Ebanks, Carson	35.00	DNF	
		IND	Tarapore, Farokh Bhandari, Dhruv		35.00	DNF		KA	AUS	Tillett, Chris Lumb, Richard	35.00	DNF



470 Class
Race Summary / Aug. 08

Classe 470
Sommaire des courses / 08 Aout

POS	SAIL VOILE	CTRY	NAME	RACE / COURSE							POINTS TOTAL	POINTS NET
				1	2	3	4	5	8	7		
1	E	ESP	Doreste, Luis Molina, Roberto	3	1	5	2	1	9	DNS	68.70	33.70
2	US	USA	Benjamin, Stephen Steinfeld, H. Christopher	10	2	1	4	PMS	7	2	78.00	43.00
3	F	FRA	Peponne, Thierry Pillot, Luc	2	9	14	8	3	1	6	69.40	49.40
4	G	FRG	Hunger, Wolfgang Hunger, Joachim	1	13	3	6	DSQ	3	4	85.10	50.10
5	I	ITA	Chieffi, Tommaso Chieffi, Enrico	5	5	4	1	PMS	8	9	92.00	57.00
6	L	FIN	Von Koskull, Peter Von Koskull, Johan	4	6	6	7	5	18	7	91.40	67.40
7	K	GBR	Foster, Catherine Newlands, Peter	14	7	9	5	7	13	1	90.00	70.00
8	IS	ISR	Brokman, Shimshon Fridlander, Eitan	13	8	11	12	4	2	5	89.00	70.00
9	H	HOL	Stavenuiter, John Alkemade, Guido	6	19	2	3	12	14	11	100.40	75.40
10	A	ARG	Irigoyen, Carlos A. Hereidia, Gonzalo	DSQ	3	8	13	10	10	14	125.70	90.70
11	J	JPN	Takagi, Yutaka Yamamoto, Satoru	11	4	7	11	8	DSQ	18	128.00	93.00
12	Z	SUI	Favre, Charles Du Elois, Luc	7	14	13	16	6	11	12	120.70	98.70
13	BL	BRA	Paradedda, Marco Nehn, Rolf	17	16	16	9	2	19	8	124.00	99.00
14	KZ	NZL	Evans, Peter Reeves, Bean	8	15	10	DSQ	PMS	5	3	136.70	101.70
15	KC	CAN	McLaughlin, Frank Tenhove, Martin	9	10	19	17	15	4	13	127.00	102.00
16	S	SWE	Loven, Dan Holmberg, Magnus	12	17	15	14	DSQ	6	16	150.70	115.70
17	IND	IND	Tarapore, Farokh Bhandari, Dhruv	15	20	12	18	11	DNF	17	164.00	129.00
18	X	CHI	Gonzalez, Alberto Barahona, Juan	21	22	21	20	13	15	10	164.00	136.00
19	TA	TPE	Lim, Kui-Aon Lim, Yal-Aon	16	23	17	19	14	16	19	166.00	137.00
20	MX	MEX	Megenthaler, Hermann Terrones, Alejandro	19	18	22	15	DSQ	17	15	177.00	142.00
21	KA	AUS	Tillett, Chris Lumb, Richard	DSQ	11	18	10	PMS	12	DNF	180.00	145.00
22	PK	PAK	Sadid, Munir Zakaullah, Mohammad	20	21	20	21	9	20	DNF	182.00	147.00
23	IL	ISL	Jonasson, Gunnlaugur Petursson, Jon	18	12	DSQ	24	16	21	20	182.00	147.00
24	CH	CHN	Xu, Xianyuan Zheng, Kaiping	DSQ	24	23	23	17	22	21	201.00	166.00
25	KV	IVB	Barker, Keith Barker, Peter	22	25	24	22	YMP	24	DNF	205.00	170.00
26	VI	ISV	Zucker, Erik Tervo, Trace	24	26	27	25	18	23	22	207.00	174.00
27	CY	SRI	Jirasinha, Lalin Dias, Ranil	23	27	26	26	20	25	23	212.00	179.00
28	CI	CAY	Bodden, John Ebanks, Carson	25	28	25	27	21	26	DNF	223.00	188.00

Olympic Boardsailing Exhibition / Women
Aug. 10 -11

Planche à voile exhibition / Femmes
10 - 11 Aout

POS	CTRY	NAME	SLALOM	FREESTYLE	LONG DISTANCE
			SLALOM	FIGURE LIBRE	COURSE CROISIERE
1	CAN	Morch, Karen	5	2	1
2	USA	Gardner-Nelson, Anne	1	3	12
3	USA	Livingston, Andrea	4	1	9
4	AUS	Braund, Melanie	3	6	6
5	ITA	Toschi, Paola	2	10	RET
6	USA	Swatek, Cheri	9	4	7
7	AUS	Kenney, Sarah	7	9	3
8	JPN	Matsunaga, Midori	13	5	5
9	CAN	Ross, Kathy	9	8	8
10	JPN	Kawahara, Kazuyo	9	12	4
11	JPN	Habino, Hiromi	5	13	14
12	AUS	Crisp, Jessica	13	14	2
13	HOL	DeJong, Jolanda	9	11	13
14	SWE	Jaensson, Ase	7	16	11
15	ISV	Penfield-Edwards, Lisa	13	7	15
16	HOL	Schaa,ke, Heidi	13	15	10

Olympic Boardsailing Exhibition/Men
Aug. 10 -11

Planche à voile exhibition / Hommes
10 - 11 Aout

POS	CTRY	NAME	SLALOM	FREESTYLE	LONG DISTANCE
			SLALOM	FIGURE LIBRE	COURSE CROISIERE
1	AUS	Wylie, Bruce	1	3	5
2	USA	Hamm, Darren	9	1	6
3	AUS	Wilmot, Robert	4	7	2
4	FRA	Paillet, Frank	5	2	DSQ
5	USA	Eckert, Paul	7	4	13
6	USA	Nelson, Karl	2	16	8
7	USA	Gebhardt, Michael	9	6	4
8	JPN	Ishiwata, Tsunemoto	9	10	1
9	HOL	Asselbergs, Wellem	3	13	12
10	JPN	Maeji, Tatsuro	5	11	10
11	MEX	Dzib, Nilo	13	5	9
12	JPN	Tsuchiva, Atsushi	13	9	3
13	ITA	Loi, Maurizio	13	12	7
14	HOL	Van Den Berg, Erik	7	14	DSQ
15	FRA	Lammers, Marcel	13	8	DSQ
16	HOL	Van Marken, Joan	9	15	11

Closing Ceremonies/Les Ceremonies de Cloture



*The Los Angeles
Memorial Coliseum (92,516)*





Sequence of events

The prelude to the Closing Ceremonies began at precisely 1845. Following a fanfare, seven Olympic marathon medalists were introduced. They were:

- Kee Chung Sohn (KOR) gold medalist in Berlin, 1936
- Reinaldo Gorno (ARG) silver medalist in Helsinki, 1952
- Alain Mimoun (FRA) gold medalist in Melbourne, 1956
- Barry Magee (NZL) bronze medalist in Rome, 1960
- Basil Heatley (GBR) silver medalist in Tokyo, 1964
- Kenji Kimihara (JPN) silver medalist in Mexico City, 1968
- Frank Shorter (USA) gold medalist in Munich, 1972 and silver medalist in Montreal, 1976

Following the introduction of the marathon medalists, the attention of the crowd was directed to the giant television screen in the stadium, while it awaited the arrival of the marathon finishers.

Carlos Lopes (POR) was the first marathoner to enter the stadium (at 1907) with John Treaty (IRL) and Charles Spedding (GBR) running together 200 meters back. Lopes was the winner at 2:09.21 (crossing the line at 1909). Treacy began to move away from Spedding on the backstraight and Spedding had to be content with the bronze medal. At 1952, Dieudonne Lamothe (HAI) became the 78th and last finisher in the race.

2001: The medal ceremony for the men's marathon began. The medals were presented by H.E. Juan Antonio Samaranch, president of the IOC, assisted by Primo Nebiolo, president of the IAAF.

Lopes' time of 2:09.21 broke the Olympic record of 2:09.55 set by Waldemar Cierpinski (GDR) in 1976 in Montreal.

2010: The medal ceremony for the equestrian individual jumping competition commenced. The three medal winning combinations of horse and rider paraded into the stadium, with the riders proceeding to the victory stand. The medals were presented by Lord Killanin, honorary life president of the IOC, and Fritz O. Widner, secretary-general of the International Equestrian Federation. The gold medal was won by Joe Fargis (USA), the silver medal by Conrad Homfeld (USA) and bronze medal by Heidi Robbani (SUI). This was the final medal ceremony of the Games of the XXIIIrd Olympiad.

2022: The All-American Olympic marching band began to enter the stadium. They proceeded down the aisles of the peristyle.

2025: The parade of the national flags began, followed by the parade of athletes, who entered as a group rather than by nation. A few of the flag bearers included Ulrike Meyfarth (FRG), gold medal winner in the women's high jump; Sebastian Coe (GBR), gold medal winner in the men's 1500 meters and silver medal winner in the men's 800 meters; Ria Stalman (HOL), gold medalist

in the women's discus and Jeff Blatnick (USA), gold medalist in Greco-Roman wrestling. The parade of athletes took 28 minutes, as the athletes wanted to hold onto their last "moment of glory" in these Olympic Games, ignoring several pleas by the public address announcer to clear the track.

Once the track was cleared, the flags of Greece, the United States and Korea were raised as their respective national anthems were played. (Took 3:15.)

- 2058: Samaranch, Tom Bradley, mayor of Los Angeles, and Bo Hyun Yum, mayor of Seoul, met on the podium to exchange the Antwerp flag, the first time this had been done in the closing ceremonies. Bradley was assisted by Paul Ziffren, chairman of the LAOOC, and Harry Usher, executive vice president and general manager of the LAOOC.
- 2103: The Seoul City Dance Theater performed the "Buchae-Chum," a traditional Korean folk dance.
- 2105: It was followed by the Dance Theater of Harlem, doing the finale of George Balanchine's Stars and Stripes Ballet.
- 2111: Peter Ueberroth, president of the LAOOC, was introduced for his closing remarks and received a one-minute standing ovation. He spoke for just under three minutes, then introduced Samaranch, who thanked everyone involved with the Los Angeles Games. Samaranch then presented Ueberroth with the Olympic Order in gold. His speech took just over five minutes.
- 2121: The Olympic flag was lowered and marched out of the stadium. At 2128, the flame was extinguished.
- After the flame was extinguished, while the lights were still out, the crowd was instructed to turn on flashlights that had been placed underneath the seats. At 2130, an imaginary spaceship appeared over the peristyle, where it hovered for nearly four minutes and then disappeared.
- 2134: Fire and smoke appeared in the peristyle followed by a laser show.
- 2137: An "extra-terrestrial being" appeared next to the torch and announced that the fireworks show would begin.
- 2138: The fireworks show began honoring all previous Olympic Games of the modern era. It lasted for 26 minutes, possibly the longest fireworks display ever.
- 2205: Recording artist Lionel Richie appeared to do a slightly reworded version of his hit single "All Night Long," a production number featuring breakdancers, a dazzling water display and more fireworks.
- 2214: Four more minutes of fireworks began, which closed the show.
- 2219: The show ended with the words "We'll See You In Seoul."

Chronologie des Evenements

Les cérémonies de clôture commencèrent à 18h45 exactement par une fanfare et la presentation de sept médaillés olympiques de marathon:

- Kee Chung Sohn (KOR) médaille d'or—Berlin 1936
- Reinaldo Gorno (ARG) médaille d'argent—Helsinki 1952
- Alain Mimoun (FRA) médaille d'or—Melbourne 1956
- Barry Magee (NZL) médaille de bronze—Rome 1960
- Basil Heatley (GBR) médaille d'argent—Tokyo 1964
- Kenji Kimihara (JPN) médaille d'argent—Mexico 1968
- Frank Shorter (USA) médaille d'or—Munich 1972—et médaille d'argent—Montreal 1976

Après cette présentation et en attendant l'arrivée du marathon 1984, l'attention de la foule fut dirigée vers l'écran de télévision géant du stade qui présentait le déroulement de la course.

Carlos Lopes (POR) fut le premier (à 19h07) à pénétrer sur le stade, suivi à 200 mètres de John Treaty (IRL) et de Charles Spedding (GBR) au coude à coude. Lopes terminait en 2:09:21 (il passa la ligne d'arrivée à 19h09) tandis que Treaty commençait à se détacher de Spedding sur la ligne opposée, ce dernier devant se contenter de la médaille de bronze. A 19h52, Dieudonné Lamothe (HAI) était le soixante-dix-huitième et dernier concurrent à terminer l'épreuve.

20h01: Commençait la cérémonie de remise des médailles du marathon masculin. Les médailles étaient décernées par Son Excellence, Monsieur Juan Antonio Samaranch, Président du CIO, et par Primo Nebiolo, Président de l'IAAF.

Le temps de Lopes (2:09:21) améliorerait le record olympique établi par Waldemar Cierpinski (GDR) en 1976 à Montréal (2:09:55).

20h10: Commençait la cérémonie de remise des médailles du contours individuel de saut d'obstacles. Les trois vainqueurs défilèrent à cheval dans le stade puis les cavaliers se dirigèrent vers le podium. Les médailles étaient remises par Lord Killanin, Président Honoraire du CIO, et par Fritz O. Widmer, Secrétaire Général de la Fédération Internationale des Sports Equestres. La médaille d'or avait été remportée par Joe Fargis (USA), la médaille d'argent par Conrad Homfeld (USA) et la médaille de bronze par la suisse Heidi Robbani. Ainsi prenait fin la dernière cérémonie de remise de médailles des Jeux de la XXIIIe Olympiade.

20h22: Le All-American Olympic Marching Band pénétrait sur le stade et prenait place dans les travées du péristyle.

20h25: Commençait le défilé des drapeaux nationaux, suivi du défilé des athlètes qui se présentaient tous ensemble et non plus par pays. Parmi les porte-drapeaux, on reconnaissait Ulrike Meyfarth (FRG), médaille d'or du saut en hauteur féminin; Sebastian Coe (GBR), médaille d'or du 1.500m masculin et médaille d'argent du 800m masculin; Ria Stalman (HOL),

médaille d'or du lancer du disque féminin et Jeff Blatnick (USA), une des médailles d'or de lutte gréco-romaine. Le défilé des athlètes dura 28 minutes, car les athlètes souhaitant faire durer leur "moment de gloire olympique" ignorèrent plusieurs injonctions de l'annonceur les incitant à quitter la piste.

Une fois la piste libérée, les couleurs de la Grèce, des Etats-Unis et de la Corée furent envoyés tandis que retentissaient les hymnes nationaux (durée: 3:15).

- 20h58: Messieurs Samaranch, Bradley, maire de Los Angeles, et Bo Hyun Yum, maire de Séoul se réunirent au milieu du stade pour la transmission du drapeau d'Anvers, événement qui intervenait pour la première fois dans le cadre des cérémonies de clôture. Monsieur Bradley était assisté de Monsieur Paul Ziffren, Président du Conseil d'Administration du LAOOC, et de Monsieur Harry Usher, Vice-Président Directeur Général du LAOOC.
- 21h03: Les Ballets de la ville de Séoul interprétaient la "Buchae-Chum", danse traditionnelle de la Corée.
- 21h05: Les Ballets de Harlem interprétaient le final de Star and Stripes, chorégraphie de George Balanchine.
- 21h11: Monsieur Peter Ueberroth, Président du LAOOC, montait sur le podium pour prononcer son allocution de clôture, porté par une extraordinaire ovation qui se poursuivit pendant une minute. Après avoir parlé pendant un peu moins de trois minutes, il passa la parole à Monsieur Samaranch qui, pendant les cinq minutes de son discours, prit soin de remercier toutes les personnes ayant participé aux Jeux de Los Angeles. Monsieur Samaranch décora ensuite Monsieur Ueberroth de la médaille d'or de l'Ordre Olympique.
- 21h21: Les couleurs olympiques étaient amenées puis emportées à l'extérieur du stade. A 21h28, la flamme olympique était éteinte.
- Les lumières du stade s'éteignirent alors, tandis que les spectateurs étaient priés d'allumer les lampes de poche que l'on avait placées sous leurs sièges. A 21h30, un vaisseau spatial fantastique surgit au-dessus du péristyle, évolua pendant à peu près quatre minutes et disparut.
- 21h34: Des flammes et de la fumée enveloppèrent le péristyle, suivies d'un spectacle au laser.
- 21h37: Un personnage "extra-terrestre" faisait son apparition près de la flamme olympique pour annoncer le début du feu d'artifice.
- 21h38: Le feu d'artifice éclatait pour célébrer les Jeux Olympiques de l'ère moderne. Il devait durer vingt-six minutes, battant, selon toutes probabilités, les records de durée qui avaient pu être établis pour ce type de spectacle.
- 22h05: Lionel Richie entrait en scène pour interpréter une nouvelle version de son grand succès "All Night Long."
- 22h14: C'était le bouquet final du feu d'artifice qui dura quatre minutes.
- 22h19: Le spectacle se terminait sur les mots de "We'll See You in Seoul . . . Nous nous reverrons à Séoul."

*See You in
Seoul
1988*





CITRUS ALTIUS FORTIUS



LOS ANGELES CALIFORNIA 1984

Staff of the Official Report

Editor-in-Chief

Richard B. Perelman

Managing Editors/ Volume I

Donald R. Kopriva
Richard Levin
Lynne C. Niemiec

Managing Editors/ Volume II

Greg Harney
Bruce M. Tenen

Manager of Design

Larry Klein

Managers of Marketing and Production

Bruce Dworshak
Karen Hobel

Senior Editors

Angela C. Avery
Catherine P. Chown
Carol J. Egerer
Jan Fambro
Kathleen M. Hanlon
James R. Lane
Robert Levey
Elizabeth Primrose
Claude Ruibal
Katy R. Wright

Photographic Editor

Jack Griggs

Deputy Photographic Editor

Hilary Klein

Office Manager

Sherri Rosenfeld Platt

Production Assistants

Nancy A. Bentsen
Tracy L. Fowle
Lana M. Henricks
Mary I. Kerber
Mike Rock

Contributors

Lee Aurich
Gloria Conroy
Jeanne Costanzo
Leonello G. Costanzo
Jeanne D' Amico
Paul T. Owens
Andrew Strenk

Architectural Drawings

Greg Spiess, A.I.A.
Venice, California

Design

Bright & Associates
Los Angeles, California
Keith Bright
Kara Blohm
Jo Walker
Gretchen Goldie
Kimberlee Keswick
Gregory Berman
Richard Patterson
Deborah M. Keaton
Marcia Thomas
Lindsay McGowen
Janice Okamura
Becky Tee Ward
Robin Palanker
Eva Silberman
Amy Yutani
Diana Donner-Zapata
S. Ben Takahashi
Lenore Choate

Illustrations

Ed Borrego
Steven Curry
Dennis DeBasco
Sargon Elia
Ron Falia
Brian Honda
David Meckel
Glenn Nordlow
John Simones
Mark Welz
Mimi Wong

Photography

American Broadcasting
Companies
Biltmore Hotels
Charles Blanton
Bright & Associates
Jack Carnell
Annette Del Zoppo
Deborah Dembek
Jerry DeWilde
Martin Folb
Steve Fritz
Kelley Gazin
Linda Hadas
Beatrice Hohenegger
IOPP/Stephanie Maze
Bob Kuhn
Los Angeles Airport Hilton
& Towers
Los Angeles Dodgers/
Richard Kee
Marina City Club
Anne McAuliffe
Occidental College
Karl Perry
PhotoComm
Andrew Rodney
Pete Salutos
Roger Sandler
Paul Slaughter
Lester Sloan
Steve Smith
Frank Stewart
Kim Tucker
The White House
Long Photography
Los Angeles, California
George Brich
Joe Dimaggio
Robert Hagedohm
Joanne Kalish
Mark Kauffman
Paul Kennedy
George Long
Robert Long
Tim Long
Lewis Portnoy
Jonathan Selig
Michael Yada
John Zimmerman
National Photo Pool/
Los Angeles Times
Los Angeles, California
Tony Barnard
Larry Bessel
Mark Boster
Bob Chamberlin
Rick Corrales
Jay Dickman
Pat Downs
Dave Gatley
Skeeter Hagler
Ken Hively
Jayne Kamin
Robert Lachmann
Lori Shepler
Photographs by Jack
Carnell and Frank Stewart
are from the project "10
Photographers-Olympic
Images" and are
reproduced courtesy of the
Los Angeles Center for
Photographic Studies, The
Museum of Contemporary
Art and the Olympic Arts
Festival.

Translation

Jacques Boulanger Inc.
Santa Monica, California

French text in the headings
and footnotes of the results
summaries in Volume II are
presented as produced by
the LAOOC's results system
and were not re-translated
for this Report.

Typesetting

Computer Typesetting
Services, Inc.
Glendale, California

John Obradovich
Gloria Fontana
Donald Walters
Neil Speerbrecher
Doug Kinney
Richard Duncan
Sandra Hubbard

Printing

George Rice & Sons
Los Angeles, California

Poetry preceding the text
of each volume was
reprinted from "Leaners *in
the Wind*" by Paul T.
Owens. Illustrated and
designed by Claudia J.
Sobel and published by
Tobias Jane Publishers,
1976. Reprinted with the
kind permission of the
author.

The binding of the "*Official
Report of the Games of the
XXIIIrd Olympiad*" was
done by Roswell Book-
binders in Phoenix, Arizona.

Notes on the digitized version of the Official Report of the Games of the XXIII Olympiad, Los Angeles, 1984
Volume 2: Competition Summary and Results

The digital version of the Official Report of the Games of the XXIII Olympiad was created with the intention of producing the closest possible replica of the original printed document. These technical notes are intended to describe the differences between the digital and printed documents and the technical details of the digital document.

The original document

The original paper version of the 1984 Official Report has dimensions of 10 ½ ” x 15 ¾ ” (28 x 40cm). The cover is of blue cloth with a light blue logo. The book’s title, “Official Report of the Games of the XXIII Olympiad, Los Angeles, 1984, Volume 2: Competition Summary and Results,” are printed on the spine in white lettering.

The book is 638 numbered pages, plus 8 unnumbered pages of front matter. One sheet blue heavy bond, and one sheet parchment, appear inside each of the covers. The primary font used in the book is Helvetica.

Special features of the digital version:

- * The back cover and the binding are not included in the digital version.
- * Blank pages at the front and back of the book are not represented in the digital version.
- * The cover, illustrations and photos in landscape format were rotated from vertical to horizontal to make viewing easier.
- * The images in the photographic essay at the beginning of the volume have been reduced from their original size in order that each image can fit entirely on the screen. The thumbnail images accompanying the captions at the end of the essay are hyperlinked to the full-size images.
- * The digital version includes a bookmark list, which functions as a hyperlinked table of contents. Selecting a topic heading will take you to the corresponding section in the document.

Profile of the digital version:

File name:	1984sv2.pdf
File size:	50,500 KB
Format:	Adobe Acrobat Portable document Format (PDF), Version 3.0
Source document:	Official Report of the Games of the XXIII Olympiad, Los Angeles, 1984; Volume 2: Competition Summary and Results. Los Angeles Olympic Organizing Committee. Richard B. Perelman, editor-in-chief. 1985. ISBN #0961451203
Creation Platform:	Windows 95
Conversion Software:	Adobe Capture, Adobe Acrobat 3.0, EnFocus Pitstop
Image Resolution:	72 dpi or higher for color and grayscale images
Digital Fonts:	Helvetica
Conversion Services:	Glyphica, 2224 Old Middlefield Way, Mountain View, CA 94043 www.glyphica.com

