

## Table of contents

<b>Media.....</b>	<b>3</b>
Media information.....	4
Race week schedule of events.....	7
Quick facts.....	8
By the numbers.....	9
Top storylines.....	10
Bank of America Chicago Marathon prize purse.....	13
Time bonuses.....	14
Participant demographics.....	15
Participants by country/territory.....	16
Participants by state.....	22
Pace chart - Miles.....	24
Pace chart - Kilometers.....	25
 <b>Elite athletes.....</b>	 <b>27</b>
Elite athlete roster.....	28
Men's biographies.....	31
Women's biographies.....	66
Men's wheelchair biographies.....	85
Women's wheelchair biographies.....	103
 <b>Bank of America Chicago Marathon.....</b>	 <b>115</b>
Course map.....	116
Grant Park map.....	117
Participant arrival times.....	118
Viewing areas by CTA trains.....	120
Course aid & safety.....	121
Course activations.....	122
Abbott Health & Fitness Expo.....	123
Charity Program.....	124
Sustainability.....	126
Chicago champions.....	127
Champions by country.....	129
Masters champions.....	131
Wheelchair champions.....	133
Wheelchair champions by country.....	135
Champions with multiple victories.....	136
Runner-up finish followed by victory.....	137
Top 10 finishers.....	138
Top 5 wheelchair finishers.....	165
Historic event statistics.....	176
Historic weather conditions.....	177
Year-by-year event summary.....	179
 <b>Course records.....</b>	 <b>197</b>
Course records.....	198
Course record split times.....	199

Course record progressions.....	200
Margins of victory.....	202
Fastest finishers by place.....	204
Closest finishes.....	205
Fastest cumulative races.....	206
World, national and American records set in Chicago.....	207
Top 10 American performances in Chicago.....	209
Top 10 non-American performances in Chicago.....	209
Top 100 men's performances in Chicago.....	210
Top 100 women's performances in Chicago.....	212

<b>World &amp; U.S. records .....</b>	<b>215</b>
2018 top 10 marathon performances.....	216
2018 top 10 American marathon performances .....	217
All-time top 100 men's marathon performances .....	218
All-time top 100 women's marathon performances.....	220
All-time top 25 men's American marathon performances.....	223
All-time top 25 women's American marathon performances.....	223
All-time top 10 masters marathon performances.....	224
All-time top 5 American masters marathon performances.....	225
Men's world record progression.....	226
Women's world record progression.....	227
World record split times.....	228
Men's American record progression.....	229
Women's American record progression.....	230
All-time fastest American debut marathon times.....	231

<b>Abbott World Marathon Majors.....</b>	<b>233</b>
About the Abbott World Marathon Majors.....	234
How it works.....	235
Series XII Leaderboard.....	237
Past series champions.....	239
Abbott World Marathon Majors events.....	240

<b>Staff &amp; sponsors.....</b>	<b>251</b>
Executive biographies.....	252
Bank of America Chicago Marathon staff.....	255
Bank of America Chicago Marathon sponsors.....	256

## Media

<b>Media.....</b>	<b>3</b>
Media information .....	4
Race week schedule of events.....	7
Quick facts .....	8
By the numbers.....	9
Top storylines.....	10
Bank of America Chicago Marathon prize purse .....	13
Time bonuses.....	14
Participant demographics .....	15
Participants by country/territory.....	16
Participants by state .....	22
Pace chart - Miles.....	24
Pace chart - Kilometers.....	25

## Important media information

### Media contacts

#### Cindy Hamilton

Strategic Communications Consultant  
Bank of America Chicago Marathon  
1.312.659.0554  
cindy.hamilton@cemevent.com

#### Alex Sawyer

Senior Communications Manager  
Bank of America Chicago Marathon  
1.312.909.3817  
alex.sawyer@cemevent.com

#### Diane Wagner

Senior VP, Media Relations  
Bank of America  
1.312.952.1756  
diane.wagner@bankofamerica.com

#### Matt Purtell

Communications Coordinator  
Bank of America Chicago Marathon  
1.312.446.0180  
matt.purtell@cemevent.com

### Media staff

Dave Bayless  
Muffy King  
Ximena Larkin  
Bridget Montgomery  
Tamrin Navarro  
Jason Ziegler

### Race week media center

Hilton Chicago  
720 S. Michigan Ave., Chicago  
Continental Ballrooms

Phone: 1.312.294.6708

### Media Center hours of operation / Press conference schedule

#### Thursday, October 4

Media center hours	10 a.m. - 6 p.m.
Kick-off press conference	11 a.m.

#### Friday, October 5

Media center hours	9 a.m. - 5 p.m.
Elite athlete press conference	11 a.m.

#### Saturday, October 6

Media center hours	9 a.m. - 3 p.m.
Media availability with Executive Race Director and Medical Director	2 p.m.

#### Sunday, October 7

Media center hours	6 a.m. - 4 p.m.
Champions' press conference	10:30 a.m. (approx.)
Post-race media availability with Executive Race Director	11:30 a.m. (approx.)
Post-race media availability with Executive Race Director and Medical Director	2:30 p.m.

## Media center press services

Event media representatives and race information will be available in the media center throughout race weekend. The media center will be open to credentialed members of the working media during the listed hours of operation.

### Media dining

Beverage service will be provided throughout race weekend in the media center. Lunch will be served following the Thursday press conference. Breakfast and lunch will be served on race day. Dining will be held in Continental Ballroom C, located next to the media center.

### Operational services

Wireless internet and modems will be available in the media center for members of the working press beginning Thursday, October 4 through Sunday, October 7.

High-resolution photos and additional media materials will be available to the media for download. To access the photos, follow the instructions below:

1. Log on to [www.chicagomarathon.com/mediaphotos](http://www.chicagomarathon.com/mediaphotos)
2. Enter user name: [chicagomarathon](http://www.chicagomarathon.com/mediaphotos)
3. Enter password: [chicago](http://www.chicagomarathon.com/mediaphotos)

A web-based runner tracking system will be available on race day to monitor split timing for the elite race. Internet connectivity is required for viewing. To access in-race timing, follow the instructions below:

1. Log on to [www.chicagomarathon.com/press](http://www.chicagomarathon.com/press)
2. Enter user name: [chicago](http://www.chicagomarathon.com/press)
3. Enter password: [pressroom](http://www.chicagomarathon.com/press)

### Interviews

Elite athletes will be available for interviews on Friday, October 5, following the 11 a.m. press conference. Please submit any specific interview requests to the media team prior to the Friday press conference to confirm time with athletes.

Interviews will not be permitted at the start or finish lines on race day with any media outlet except official event broadcast partners. The men's and women's champions, other top finishers, and Executive Race Director Carey Pinkowski will be available to the media following the race in the media center.

### Race day services

- The NBC 5 broadcast will air live in the media center on race day from 7 to 11 a.m.
- Direct video feeds of the men's and women's races will accompany the live broadcast in the media center to provide complete, uninterrupted coverage of both races.
- A web link will be provided to track the leaders during the race. The live results page will include a race leader board, as well as 5K split times for the race leaders.
- Printouts of split times will be provided to working media throughout the race, and official race results will be distributed shortly after the completion of the race.
- The top three finishers and top American athletes in both the men's and women's races will address the media in the media center following the completion of the race. Additional interviews with athletes will be available upon request. Please submit those requests to the media team before the finish of the race.

- On race day, Executive Race Director Carey Pinkowski will offer a brief address at approximately 11:30 a.m. in the media center. At 2:30 p.m. both Pinkowski and Medical Director Dr. George Chiampas will offer a report of the day's events and be available for questions from the media.

### Post-race information

A race recap, photos and race results will be available following the race on [chicagomarathon.com](http://chicagomarathon.com).

Downloadable race results can be accessed by following these directions after the conclusion of the elite race:

- Go to [www.chicagomarathon.com/press](http://www.chicagomarathon.com/press)
- Enter user name: **chicago**
- Enter password: **pressroom**
- Search results by category (e.g. city, state, country)

If you have any trouble with the website or downloadable results, see a member of the media team for assistance.

### Race week schedule of events

#### Thursday, October 4

10 a.m. – 6 p.m.	Media center hours <i>Hilton Chicago, Continental Ballrooms</i>
11 a.m.	Kick-off press conference <i>Hilton Chicago, Continental Ballrooms</i>
12 p.m.	Media luncheon <i>Hilton Chicago, Continental Ballrooms</i>

#### Friday, October 5

9 a.m. – 5 p.m.	Media center hours <i>Hilton Chicago, Continental Ballrooms</i>
9 a.m. – 8 p.m.	Abbott Health & Fitness Expo <i>McCormick Place, North Building, Hall B</i>
11 a.m. – 12 p.m.	Elite athlete press conference <i>Hilton Chicago, Continental Ballrooms</i>
12 – 1 p.m.	Elite athlete cluster interviews <i>Hilton Chicago, Continental Ballrooms</i>

#### Saturday, October 6

9 a.m. – 3 p.m.	Media center hours <i>Hilton Chicago, Continental Ballrooms</i>
9 a.m. – 6 p.m.	Abbott Health & Fitness Expo <i>McCormick Place, North Building, Hall B</i>

#### Sunday, October 7

6 a.m. – 4 p.m.	Media center hours <i>Hilton Chicago, Continental Ballrooms</i>
7 – 11 a.m.	670 The Score Sports Radio live broadcast
7 – 11 a.m.	NBC 5 and Telemundo Chicago live broadcast
7 a.m. – 3 p.m.	Live streaming on <a href="http://nbcchicago.com">nbcchicago.com</a> and <a href="http://telemundochicago.com">telemundochicago.com</a>
7:20 a.m.	Men's wheelchair start <i>Grant Park (Monroe St. &amp; Columbus Dr.)</i>
7:21 a.m.	Women's wheelchair start
7:22 a.m.	Handcycle start
7:23 a.m.	Athletes with Disabilities start
7:30 a.m.	Wave 1 start
8 a.m.	Wave 2 start
8:35 a.m.	Wave 3 start
8:45 a.m.	Wheelchair men's champion finish (approx.)
9 a.m.	Wheelchair women's champion finish (approx.)
9:35 a.m.	Overall men's champion finish (approx.)
9:50 a.m.	Overall women's champion finish (approx.)
10:30 a.m.	Champions' press conference (approx.) <i>Hilton Chicago, Continental Ballrooms</i>
11:30 a.m.	Media availability with Executive Race Director Carey Pinkowski (approx.) <i>Hilton Chicago, Continental Ballrooms</i>
2:30 p.m.	Media availability with Executive Race Director Carey Pinkowski and Medical Director Dr. George Chiampas <i>Hilton Chicago, Continental Ballrooms</i>
9:30 a.m. – 4 p.m.	Biofreeze 27th Mile Post-Race Party <i>Grant Park, Butler Field</i>

## Quick facts

### 2017 Bank of America Chicago Marathon champions

**Open men:** Galen Rupp, USA, 2:09:20

**Open women:** Tirunesh Dibaba, ETH, 2:18:31

**Wheelchair men:** Marcel Hug, SUI, 1:29:23

**Wheelchair women:** Tatyana McFadden, USA, 1:39:15

### Bank of America Chicago Marathon course records

**Open Men:** Dennis Kimetto, KEN, 2:03:45 (2013)

**Open Women:** Paula Radcliffe, GBR, 2:17:18 (2002)

**Wheelchair Men:** Heinz Frei, SUI, 1:26:56 (2010)

**Wheelchair Women:** Tatyana McFadden, USA, 1:39:15 (2017)

### World records set at the Bank of America Chicago Marathon

#### Men

Khalid Khannouchi, MAR, 2:05:42 (1999)

Steve Jones, GBR, 2:08:05 (1984)

#### Women

Paula Radcliffe, GBR, 2:17:18 (2002)

Catherine Ndereba, KEN, 2:18:47 (2001)

### American records set at the Bank of America Chicago Marathon

#### Men

Khalid Khannouchi, 2:07:01 (2002)

#### Women

Joan Benoit Samuelson, 2:21:21 (1985)

*\* Official results as of September 2018. Result standings are subject to change in accordance with International Athletics Association Federations (IAAF) Anti-Doping Rules and Regulations.*

## Bank of America Chicago Marathon by the numbers

### People

Finishers in 2017.....	44,341
Largest finisher field (2017).....	44,341
Finishers since 1977.....	785,362
Anticipated Abbott Health & Fitness Expo attendees .....	140,000
Race day volunteers .....	12,000
Medical personnel.....	1,500
Course marshals .....	400
Massage therapists.....	400
Media credentials.....	400
Estimated on-course spectators .....	1.7 million
International runners.....	10,000
Charity Runners .....	10,000
Nike+ Run Club Pacers.....	100

### Geography

Official Chicago Neighborhoods (on course) .....	29
Countries Represented.....	140
U.S. States Represented .....	50

### Food and beverages

Aid stations .....	20
Gatorade Endurance Formula (gallons).....	48,000
Water (gallons).....	60,000
Gatorade Endurance Energy Gels.....	50,400
ZonePerfect Nutrition Bars.....	74,000
Bananas.....	75,000
Snyder's Pretzels .....	47,000
Sunchips (individual bags).....	47,000
Crunchmaster Crackers.....	60,000

### Charity Program

Charity Teams .....	170
Charity Dollars Raised in 2017 .....	\$18.5 million
Charity Dollars Raised since 2002 .....	\$185.5 million

### Other materials

Official programs .....	75,000
Spectator guides .....	120,000
Street pole banners .....	450
Port-a-potties.....	1,500
Safety pins .....	200,000
Water cups .....	1.3 million
Gatorade cups.....	1.1 million
Heat sheets .....	41,000
Trash bags.....	4,000 clear trash bags

## 2018 Top storylines

### Defending champion Galen Rupp and four-time Olympic gold medalist Mo Farah lead competitive elite men's field

Defending champion and American sensation Galen Rupp will face off against his former training partner and four-time Olympic gold medalist Mo Farah to kick off this year's elite competition. Rupp and Farah have challenged each other 22 times in competition, with Farah leading the rivalry, 21-1. While that record trends in Farah's favor, Rupp has more experience at the marathon distance, including on Chicago's course, and a faster personal best, 2:06:07 to Farah's 2:06:21. Rupp and Farah trained together under coach Alberto Salazar from 2011 to 2017. The duo made history at the 2012 London Olympics with Farah taking the gold and Rupp the silver in a hotly contested 10,000m.

Past Bank of America Chicago Marathon champions Abel Kirui (KEN) and Dickson Chumba (KEN), 2018 Boston Marathon champion and famed "citizen runner" Yuki Kawauchi (JPN), 2018 Dubai Marathon winner Mosinet Geremew (ETH), 2018 Rotterdam Marathon winner Kenneth Kepkemoi (KEN), 2017 Boston Marathon winner and IAAF World Marathon champion Geoffrey Kirui (KEN), Japanese 5000m and 10,000m record holder Suguru Osako and newcomer Augustine Choge (KEN) will also be in the hunt for a top spot on the podium.

With the 2020 Tokyo Olympics just two years away, the elite competition on both the men's and women's side serves as a strong warm up to making their respective country's teams and running for gold on the world's largest stage.

### Amy Cragg, Laura Thweatt and Gwen Jorgensen Headline Deep American Women's Field

Top U.S. runners Amy Cragg and Laura Thweatt make the 2018 Chicago Marathon one of the deepest American women's field in Chicago. Cragg moved up to the fifth spot in U.S. history earlier this year with her 2:21:42 third place performance in Tokyo, and Thweatt claimed the ninth spot in London last year after she finished in 2:25:38. The last time U.S. women claimed the top two spots was 1992.

Gwen Jorgensen's potential in the marathon remains unknown. She debuted at the NYC Marathon just nine weeks after she won gold in Rio in the triathlon. Given her lack of marathon specific training, she impressed with a 14th place finish and 2:41:01 time. Jorgensen grew into a legend as a triathlete: in addition to her gold medal (the only Olympic gold in the triathlon in U.S. history), she also won two world titles and an unprecedented 17 ITU World Triathlon Series races. She took most of 2017 off to welcome her first child, and she has since made the leap into a full time professional running career. She trains with Cragg and Shalane Flanagan in Oregon as part of Nike's Bowerman Track Club.

Brigid Kosgei (KEN) leads the charge on the international side. She finished second last fall in 2:20:22. Two-time champion Florence Kiplagat (KEN) returns after dropping out last fall and 2018 Tokyo Marathon winner Birhane Dibaba (ETH) is back. 2018 Dubai Marathon winner, sub 2:20 runner and Chicago newcomer Roza Dereje (ETH) and 2018 Dubai Marathon runner up Shure Demise (ETH) round out a strong women's field.

## Elite Athlete Mentor Program

In an effort to highlight elite-level wheelchair athletes, to recognize the legacy of the University of Illinois at Urbana-Champaign wheelchair sports program and to pass the baton to the next generation of wheelchair athletes, the Bank of America Chicago Marathon introduced a new Elite

Athlete Mentor Program this summer. The program paired six elite wheelchair athletes from the University of Illinois team with six Chicago area children with permanent disabilities who are interested in wheelchair sports

Elite athletes Amanda McGrory, Christian Clemmons, Jenna Fesemyer, Joey Gibbs, Arielle Rausin and Brian Siemann spent the summer communicating with the youth participants, covering topics like wheelchair athletics, balancing school and athletics and managing life with a disability.

The culmination of the mentor program for the elite athletes and youth participants Gabi Berthiaume, Kari Craddock, Brannon Duffin, Nellie Meinhardt, Cameron Poole, and Juan Diego Rodarte will take place race weekend. The youth athletes will participate alongside their mentors at the Advocate Health Care International Chicago 5K on Saturday, October 6. They will experience first-hand what it is like to be an elite athlete by visiting the elite athlete hospitality suite, attending the technical meeting and having a front-row seat to the finish of the Bank of America Chicago Marathon on Sunday, October 7.

### Comedian Kevin Hart hoping to break four hours

Comedian Kevin Hart ran the 2017 New York City Marathon in 4:05:06, narrowly missing a sub-4:00 marathon. He announced on Instagram that "the goal is to do my best time and after doing my best time." Hart, 39, told Runner's World that he takes his training seriously and that he has two goals: to break four hours and to run a total of five marathons.

Hart is currently the host of a stand-up competition show on Comedy Central, "Kevin Hart Presents: The Next Level." He also hosts an unscripted YouTube series called "What the Fit," in which he performs workout routines and athletic feats with fellow comics.

### Runner stories: Kyle Heffner, Shane Green, Beau Zanca

**Kyle Heffner** is on a mission to set a mind-boggling record on race day. He hopes to become the first person in the world to run a sub-3:00 marathon with a time elapse of 46 years. Heffner clocked his first sub-3:00 marathon as a junior in high school in 1972, running 2:49:59 at the age of 17. He clocked his last sub-3:00 at the 2012 Boston Marathon, running 2:48:36. According to the Association of Road Racing Statisticians, the current record between sub-3:00s is 41 years and 102 days. Heffner would leap frog that to 46 years. He will be 64-years-old on race day. Heffner boasts the second fastest American personal best in the field – he ran 2:10:55 in 1980 to make the U.S. Olympic Marathon team (the U.S. boycotted the 1980 Olympics so Heffner never had a chance to run in the Olympics).

**Shane Green**, a local athlete, will be making his marathon debut with a Boston qualifier on his mind. But qualifying for Boston pales in comparison to what motivated him to tackle the marathon distance. Green lost his identical twin brother, Shawn, to inoperable brain cancer in 2016 at the age of 41. The twins grew up in Bernie, Missouri and a college basketball scholarship brought them together to the

University of St. Francis in Joliet, Illinois. After graduating (and helping the Fighting Saints to many victories), they stayed in Chicago and Shawn took up distance running. He ran the Bank of America Chicago Marathon in 2006, finishing in 3:54:36. In 2009, he was diagnosed with brain cancer. It later went into remission, and then returned more aggressively in 2015. Three months before Shawn's death, Shane pushed Shawn in a wheelchair across their final finish line at the Chicago Half Marathon. Shane will line up on October 7 wearing a commemorative bib number, 27385 – the same number that Shawn wore in 2006.

**Beau Zanca** sustained burns to more than half of his body in 2016 when he was caught in an apartment fire in Chicago. He woke up three months later at Chicago's Stroger Hospital after being placed in a medically induced coma so that doctors could treat his third and fourth degree burns. When Zanca woke up, he was 45 pounds lighter, he couldn't talk and he couldn't walk. His recovery story so far has involved months of intensive therapy and a positive attitude that has allowed him to set audacious goals. He ran a 5K just six months after his accident. He returned to graduate school to study social work, he participated in the Skyrise Chicago fundraiser (where he climbed 103 floors of the Willis Tower in 30 minutes), and, most recently, he committed to training for the 2018 Bank of America Chicago Marathon. "I kind of want to continue pushing the bar higher and higher," he told a reporter. The Chicago Marathon cannot wait to welcome Zanca across the finish line!

## Bank of America Chicago Marathon prize purse

### Open division men/women

1st.....	\$100,000
2nd.....	\$75,000
3rd.....	\$50,000
4th.....	\$30,000
5th.....	\$25,000

### Wheelchair division men/women

1st.....	\$15,000
2nd.....	\$10,000
3rd.....	\$8,000
4th.....	\$6,000
5th.....	\$4,000
6th.....	\$2,500
7th.....	\$1,500
8th.....	\$1,000
9th.....	\$750
10th.....	\$500

### American division men/women

1st.....	\$15,000
2nd.....	\$12,000
3rd.....	\$10,000
4th.....	\$5,000
5th.....	\$4,500
6th.....	\$3,000
7th.....	\$2,500
8th.....	\$1,500
9th.....	\$1,000
10th.....	\$500

### Illinois division men/women

1st.....	\$3,000
2nd.....	\$2,500
3rd.....	\$2,000
4th.....	\$1,500
5th.....	\$1,000

### Masters division men/women

1st.....	\$2,000
2nd.....	\$1,750
3rd.....	\$1,500
4th.....	\$1,250
5th.....	\$1,000

Total prize purse: .....\$803,500

### Time bonuses

#### Open division men

Course record: 2:03:45.....\$75,000

#### Open division women

Course record: 2:17:18 .....\$75,000

#### Wheelchair division men

Course record: 1:26:56.....\$5,000

#### Wheelchair division women

Course record: 1:39:15.....\$5,000

### Participant demographics

#### Female/male breakdowns by age group

Gender	Description	Percentage of field
M.....	16 to 19.....	0.24%
M.....	20 to 24.....	1.88%
M.....	25 to 29.....	5.64%
M.....	30 to 34.....	7.72%
M.....	35 to 39.....	8.78%
M.....	40 to 44.....	8.71%
M.....	45 to 49.....	7.82%
M.....	50 to 54.....	5.65%
M.....	55 to 59.....	3.50%
M.....	60 to 64.....	1.88%
M.....	65 to 69.....	0.77%
M.....	70 to 74.....	0.24%
M.....	75 to 79.....	0.06%
M.....	80 Years and Over.....	0.03%
Total.....		52.92%

Gender	Description	Percentage of field
F.....	16 to 19.....	0.30%
F.....	20 to 24.....	3.22%
F.....	25 to 29.....	7.96%
F.....	30 to 34.....	8.04%
F.....	35 to 39.....	7.58%
F.....	40 to 44.....	7.55%
F.....	45 to 49.....	5.53%
F.....	50 to 54.....	3.84%
F.....	55 to 59.....	1.83%
F.....	60 to 64.....	0.88%
F.....	65 to 69.....	0.27%
F.....	70 to 74.....	0.07%
F.....	75 to 79.....	0.01%
F.....	80 Years and Ove.....	0.00%
Total.....		47.08%

Male average age.....41.5 years

Female average age.....38.1 years



## Participants by country/territory

Country	2018	2017	2016	2015	2014	2013	2012	2011	2010	2009	2008
Aaland Isalnds	-	-	-	-	-	1	-	-	-	-	-
Afghanistan	-	9	-	-	1	1	-	-	-	-	-
Albania	-	7	-	1	3	3	2	2	1	1	-
Algeria	-	7	-	-	-	1	-	-	-	-	-
Andorra	1	1	1	-	-	1	-	2	1	-	-
American Samoa	-	2	-	-	1	1	-	-	-	-	-
Antartica	-	-	-	-	-	1	-	-	-	-	-
Angola	1	-	5	-	1	-	-	1	1	-	-
Anguilla	-	-	-	-	2	-	-	-	-	-	-
Antigua & Barbuda	1	-	-	-	-	2	1	3	3	1	1
Argentina	303	266	136	84	111	92	69	53	48	39	44
Armenia	1	1	-	-	-	-	-	-	1	-	-
Aruba	5	3	7	5	3	6	-	-	-	2	-
Australia	351	287	141	101	140	198	125	87	66	66	72
Austria	46	48	28	44	37	49	28	44	26	38	31
Azerbaijan	-	-	1	-	-	-	-	-	-	-	1
Bahamas	9	15	12	5	2	5	13	3	10	9	5
Bahrain	3	2	-	-	-	-	-	-	-	-	-
Bangladesh	-	3	1	-	1	2	2	-	1	1	1
Barbados	16	3	-	14	4	-	5	19	2	2	-
Belarus	2	15	2	-	5	4	4	1	2	2	-
Belgium	126	92	65	40	71	48	62	66	82	62	21
Belize	-	2	2	1	1	3	-	-	-	1	2
Benin	1	-	-	-	-	-	-	-	-	-	1
Bermuda	21	-	22	14	1	8	4	10	18	12	21
Bhutan	-	1	-	-	-	-	-	-	-	-	-
Bolivia	6	10	2	1	3	4	5	3	2	3	3
Bosnia/Herzegovina	-	2	-	-	-	-	1	1	-	-	-
Botswana	-	-	-	1	1	-	-	-	-	-	3
Brazil	1,209	1,156	489	444	493	567	440	317	356	291	330
Brunei	-	1	-	-	-	-	-	-	-	-	-

Country	2018	2017	2016	2015	2014	2013	2012	2011	2010	2009	2008
Bulgaria	8	11	1	2	4	7	4	3	4	4	2
Burkina Faso	1	-	-	-	-	-	-	-	-	-	-
Burundi	-	-	-	-	-	-	-	-	-	1	1
Cameroon	-	1	-	-	3	-	1	-	-	-	1
Canada	1,777	1,369	1,138	1,225	1,189	1,761	1,395	1,250	1,092	997	873
Cape Verde	-	1	-	-	1	-	-	-	-	-	-
Cayman Islands	21	4	40	25	1	9	16	18	13	11	4
Chad	-	40	-	-	-	-	-	-	-	-	-
Chile	239	233	134	111	90	131	-	136	62	50	57
China	1,347	1,352	555	294	221	80	89	29	32	32	17
Christmas Island	1	-	-	-	-	-	-	-	-	-	-
Colombia	361	301	230	250	214	259	173	89	110	89	82
Costa Rica	471	522	374	447	212	384	293	236	124	145	81
Côte d'Ivoire	1	-	-	-	-	-	-	-	-	-	-
Croatia	14	13	4	1	5	7	8	2	-	1	-
Cuba	-	2	-	-	-	1	-	-	-	-	1
Cyprus	4	3	-	-	-	-	-	2	-	-	-
Czech Republic	28	19	10	13	21	16	8	17	7	4	2
Denmark	106	91	101	68	83	100	86	-	135	66	59
Djibouti	-	-	-	-	-	1	-	-	-	-	-
Dominican Republic	158	159	87	90	67	30	63	-	14	48	10
Ecuador	133	72	85	59	59	72	62	-	91	57	12
Egypt	-	5	1	4	1	1	3	-	1	1	1
El Salvador	41	22	40	27	25	32	4	-	6	3	2
Eritrea	-	-	-	-	-	1	2	1	1	-	-
Estonia	5	29	4	4	4	9	4	6	1	-	1
Ethiopia	6	2	-	7	3	1	-	3	2	-	-
Faroe Islands	4	-	4	-	-	-	-	-	-	-	-
Fiji	-	-	-	-	-	-	-	-	-	1	1
Finland	34	30	21	24	23	18	23	19	7	5	17
France	381	467	344	257	370	384	335	395	301	339	359
French Polynesia	1	-	-	3	-	3	2	9	-	-	-

Country	2018	2017	2016	2015	2014	2013	2012	2011	2010	2009	2008
Gabon	-	-	-	-	-	-	-	-	-	1	1
Gambia	-	-	-	-	1	2	1	-	-	-	-
Georgia	-	-	1	-	3	-	-	1	-	1	1
Germany	566	491	291	169	297	311	248	240	280	296	268
Ghana	1	2	-	-	3	1	-	-	1	-	-
Gibraltar	3	-	1	1	1	2	1	-	1	-	-
Greece	24	27	5	3	8	9	2	24	4	1	1
Greenland	-	-	-	-	-	-	-	-	-	2	-
Grenada	-	-	-	-	1	-	-	-	-	-	-
Guadeloupe	3	-	-	-	-	-	-	-	-	-	-
Guam	-	-	-	2	1	-	-	-	2	-	-
Guatemala	205	159	279	153	150	193	90	174	80	106	57
Guernsey	-	-	-	-	1	-	-	-	-	-	-
Guyana	-	1	-	-	1	2	-	-	-	-	-
Haiti	-	1	-	-	1	5	3	1	1	3	2
Honduras	39	104	36	19	25	14	11	2	1	5	1
Hong Kong	481	298	162	89	47	35	13	16	6	10	8
Hungary	18	13	7	13	16	9	3	6	6	8	5
Iceland	18	18	42	15	10	8	10	36	18	7	8
India	128	415	40	25	273	157	138	136	97	132	189
Indonesia	292	189	110	34	22	5	5	7	2	1	2
Iran	-	12	-	-	3	4	3	-	-	2	2
Iraq	-	-	-	-	2	1	-	-	-	-	-
Ireland	204	237	79	76	176	142	91	102	105	249	117
Isle of Man	-	-	1	-	-	-	-	-	-	-	-
Israel	19	12	6	6	13	9	15	6	11	5	9
Italy	453	334	190	382	259	217	159	173	168	183	95
Jamaica	5	6	8	4	1	-	2	5	15	1	1
Japan	286	383	216	236	423	302	265	242	241	192	175
Jordan	-	4	2	-	2	-	-	-	-	1	-
Kazakhstan	3	5	1	-	-	-	-	2	2	-	-
Kenya	34	15	4	8	15	12	5	4	5	10	7
Korea, Dem. People. Rep	1	1	-	-	-	-	-	-	-	3	2

Country	2018	2017	2016	2015	2014	2013	2012	2011	2010	2009	2008
Korea, Republic of	93	98	26	22	44	31	29	81	42	56	39
Kosovo	-	1	-	-	-	-	-	-	-	-	-
Kuwait	2	-	-	-	-	-	-	-	1	-	-
Latvia	7	9	3	-	6	1	-	3	-	-	3
Lebanon	7	3	-	1	2	2	-	4	-	-	-
Liberia	-	1	-	-	-	1	-	-	-	-	-
Liechtenstein	-	2	-	-	-	-	-	-	-	-	-
Lithuania	13	31	1	10	25	15	12	12	20	13	4
Luxembourg	9	10	4	1	1	2	3	3	-	2	1
Macau	26	-	-	-	1	-	-	1	2	-	-
Macedonia	-	-	1	-	2	-	1	-	1	1	-
Madagascar	4	1	-	-	-	-	1	-	-	-	-
Malawi	-	2	-	-	3	2	-	-	-	-	-
Malaysia	57	35	16	26	27	8	11	-	10	5	5
Maldives	1	2	-	-	-	-	-	-	-	-	-
Mali	-	-	-	-	-	-	1	-	-	-	-
Malta	-	-	2	-	2	-	-	1	2	-	-
Martinique	-	-	1	-	1	-	-	-	-	-	-
Mauritius	-	4	-	-	-	-	-	-	-	-	1
Mexico	2,225	2,546	1,738	1,899	2,280	2,375	1,767	1,495	1,475	1,108	1,209
Micronesia	1	1	-	-	-	1	-	-	-	-	-
Moldova	2	1	1	2	-	1	1	-	-	1	1
Monaco	-	-	-	-	48	2	-	1	1	-	1
Montenegro	-	-	-	-	2	-	-	-	-	-	-
Mongolia	1	5	1	-	-	-	-	-	-	1	1
Morocco	43	-	3	29	8	6	2	1	2	8	4
Namibia	2	2	1	-	-	1	-	-	-	1	-
Nepal	-	11	2	2	11	5	3	1	-	-	1
Netherlands	260	220	100	76	105	81	50	84	80	34	210
Netherlands Antilles	1	-	5	2	-	-	-	-	-	-	-
New Caledonia	-	-	-	-	-	-	-	1	-	-	-

Country	2018	2017	2016	2015	2014	2013	2012	2011	2010	2009	2008
New Zealand	42	64	31	17	43	46	31	17	23	16	9
Nicaragua	25	25	13	9	3	4	2	2	3	3	-
Niger	-	-	-	-	-	-	1	-	-	1	-
Nigeria	14	11	4	4	7	6	2	3	6	7	6
Norway	120	59	40	37	25	35	16	20	14	18	18
Pakistan	-	9	1	1	4	2	1	3	3	2	2
Palau	4	-	-	-	-	-	-	-	-	-	-
Palestine	4	3	4	-	-	-	-	-	-	-	-
Panama	83	21	89	85	36	58	40	32	38	31	12
Paraguay	37	14	2	12	17	-	2	2	1	-	-
Peru	128	160	90	70	48	44	33	36	23	13	26
Philippines	105	243	107	58	103	81	59	33	43	34	31
Poland	159	179	73	65	99	79	54	61	39	50	27
Portugal	45	60	20	28	7	16	43	10	25	25	1
Puerto Rico	148	31	124	140	79	45	204	71	99	82	60
Qatar	13	-	-	1	-	1	1	-	1	1	-
Reunion	4	-	-	-	-	-	-	-	-	-	-
Romania	5	23	9	12	19	9	15	3	11	13	10
Russia	226	135	71	53	53	39	19	8	17	7	6
Saint Helena	-	-	1	-	-	1	-	-	-	-	-
Saint Lucia	-	-	1	-	-	1	1	-	-	-	-
Saint Pierre and Miquelon	-	-	-	-	3	-	-	-	-	-	1
Saint Vincent and the Grenadines	-	-	-	-	1	1	-	-	-	-	-
Saudi Arabia	-	4	1	-	2	2	1	1	-	-	-
Senegal	-	1	-	-	-	-	1	-	-	-	-
Serbia	12	13	-	6	4	2	2	-	2	1	2
Singapore	120	50	60	47	29	20	24	12	8	13	20
Slovakia	25	31	16	7	13	6	9	11	3	3	2
Slovenia	30	-	8	11	13	13	13	6	4	1	2
South Africa	72	77	32	52	58	37	30	43	36	28	16
Spain	385	454	271	243	248	178	87	160	159	93	58

Country	2018	2017	2016	2015	2014	2013	2012	2011	2010	2009	2008
Sri Lanka	-	2	-	-	-	2	-	-	3	1	2
Sudan	-	1	-	-	1	-	-	-	-	-	-
Suriname	1	-	-	-	-	-	-	-	-	-	-
Svalbard & Jan Mayen	-	-	-	-	2	-	-	-	-	-	-
Swaziland	-	3	-	-	26	-	-	-	-	-	-
Sweden	140	126	101	72	117	104	41	44	53	27	29
Switzerland	210	145	119	111	43	97	82	56	58	79	37
Syria	-	2	-	1	-	-	-	-	-	-	-
Tanzania	-	8	-	-	1	1	1	-	-	-	-
Taiwan, Province of China	295	270	120	65	72	12	17	5	7	3	9
Thailand	109	18	14	7	7	4	7	10	5	6	2
Togo	-	-	-	-	1	1	-	-	-	1	-
Trinidad & Tobago	6	4	2	11	12	5	15	6	3	7	3
Tunisia	-	-	-	-	1	-	1	-	-	-	-
Turkey	17	20	25	13	7	14	6	7	10	5	6
Turks & Caicos Islands	1	-	-	-	4	-	2	-	-	1	-
Uganda	2	2	-	1	2	1	2	1	1	2	3
Ukraine	62	47	23	5	18	3	8	4	5	9	6
United Arab Emirates	40	-	18	18	-	-	4	4	2	6	1
United Kingdom	1,741	695	494	613	628	515	589	626	626	626	768
United States Minor Outlying Islands	2	-	-	-	-	2	4	-	15	16	-
Uruguay	26	27	14	9	16	32	11	22	2	14	5
Uzbekistan	-	3	-	1	1	-	1	-	2	1	1
Venezuela	77	294	126	148	240	296	36	119	253	125	189
Vietnam	2	6	1	1	-	1	-	-	-	1	-
Virgin Islands (British)	1	1	-	-	-	-	1	3	-	11	1
Zambia	7	3	-	-	2	-	-	-	-	-	-
Zimbabwe	2	4	-	1	4	1	1	-	2	2	5
Total Countries	125	108	108	100	132	129	115	106	106	114	105

## Participants by state

State	2018	2017	2016	2015	2014	2013	2012	2011	2010	2009	2008
Alabama	155	185	171	158	102	135	122	129	95	159	148
Alaska	35	58	47	36	37	25	38	57	23	54	29
Arizona	221	273	226	188	177	123	217	162	152	158	176
Arkansas	118	133	99	85	92	59	136	90	135	106	85
California	2,371	2540	2,208	1,681	1,484	1,074	1,535	1,131	1,155	1,042	1,218
Colorado	699	778	633	526	467	478	645	567	533	570	607
Connecticut	380	376	305	198	190	172	247	196	171	197	184
Delaware	38	55	36	30	31	14	37	27	25	31	45
Florida	1,637	1,762	1,559	1,327	1,002	990	1,106	962	939	989	1,030
Georgia	659	812	769	596	515	477	563	502	487	604	688
Hawaii	50	32	30	28	47	22	36	19	39	21	26
Idaho	42	28	35	36	22	26	38	48	23	41	37
Illinois	18,610	20,912	21,337	16,796	17,317	18,623	22,458	19,233	19,408	19,172	20,973
Indiana	1,345	1,473	1,500	1,333	1,332	1,360	1,763	1,654	1,628	1,605	1,627
Iowa	583	628	579	535	491	566	799	785	729	982	720
Kansas	280	360	252	247	221	282	295	301	300	352	363
Kentucky	282	327	326	240	227	267	294	297	339	344	312
Louisiana	133	119	142	78	68	88	84	57	77	112	71
Maine	77	652	47	38	36	43	58	41	39	44	25
Maryland	462	601	442	320	234	244	303	292	284	253	285
Massachusetts	2,040	1,980	1,699	1,456	934	758	890	791	755	840	812
Michigan	1,259	1,491	1,290	1,262	1,104	1,192	2,309	1,518	1,647	1,628	1,733
Minnesota	579	652	534	538	529	418	670	537	545	609	629
Mississippi	51	63	54	51	58	87	61	56	48	64	459
Missouri	608	743	633	569	497	524	783	647	796	1,010	1,047
Montana	35	28	21	20	13	17	41	41	22	27	31
Nebraska	148	150	133	118	127	130	193	184	169	191	193
Nevada	86	83	82	64	42	33	55	60	36	36	39
New Hampshire	217	221	131	123	90	61	88	79	64	56	177
New Jersey	998	1,011	682	489	373	271	404	322	349	280	330
New Mexico	55	67	60	61	46	44	78	69	69	65	55
New York	3,380	3,486	2,515	1,802	1,343	1,155	1,487	1,170	1,242	1,058	1,184
North Carolina	708	878	681	592	398	449	452	433	445	482	464
North Dakota	42	55	23	26	25	25	18	39	16	21	12
Ohio	774	876	854	778	735	692	935	805	791	930	865

State	2018	2017	2016	2015	2014	2013	2012	2011	2010	2009	2008
Oklahoma	194	190	209	147	136	133	168	135	136	95	123
Oregon	254	187	198	165	133	136	112	150	106	112	99
Pennsylvania	728	752	644	493	399	383	399	354	392	322	408
Rhode Island	99	100	75	45	37	31	30	22	49	32	47
South Carolina	229	210	194	165	100	117	151	123	181	136	170
South Dakota	31	49	34	28	28	34	56	43	49	47	22
Tennessee	348	402	453	341	259	277	404	282	305	374	278
Texas	1,595	1,735	1,798	1,410	1,096	983	1,218	1,080	1,264	1,136	991
Utah	114	86	86	58	56	24	49	57	66	47	56
Vermont	39	31	658	41	27	23	24	23	30	67	27
Virginia	676	794	33	435	374	301	419	421	366	453	441
Washington	481	519	379	274	236	229	325	228	240	247	245
Washington D.C.	327	291	328	257	202	156	222	34	150	172	190
West Virginia	32	41	36	28	21	41	44	299	22	34	20
Wisconsin	910	1,109	1,013	908	933	936	1,259	1,142	1,136	1,340	1,276
Wyoming	14	15	15	16	13	8	18	10	20	21	14

## Pace chart - Miles

Mile	5Mi	10Mi	13.1Mi	15Mi	20Mi	25Mi	26.2Mi
4:40	23:20	46:40	1:01:11	1:10:00	1:33:20	1:56:40	2:02:21
4:42	23:30	47:00	1:01:37	1:10:30	1:34:00	1:57:30	2:03:14
4:44	23:40	47:20	1:02:03	1:11:00	1:34:40	1:58:20	2:04:06
4:46	23:50	47:40	1:02:29	1:11:30	1:35:20	1:59:10	2:04:59
4:48	24:00	48:00	1:02:56	1:12:00	1:36:00	1:60:00	2:05:51
4:50	24:10	48:20	1:03:22	1:12:30	1:36:40	2:00:50	2:06:43
4:52	24:20	48:40	1:03:48	1:13:00	1:37:20	2:01:40	2:07:36
4:54	24:30	49:00	1:04:14	1:13:30	1:38:00	2:02:30	2:08:28
4:56	24:40	49:20	1:04:40	1:14:00	1:38:40	2:03:20	2:09:21
4:58	24:50	49:40	1:05:07	1:14:30	1:39:20	2:04:10	2:10:13
5:00	25:00	50:00	1:05:33	1:15:00	1:40:00	2:05:00	2:11:06
5:02	25:10	50:20	1:05:59	1:15:30	1:40:40	2:05:50	2:11:58
5:04	25:20	50:40	1:06:25	1:16:00	1:41:20	2:06:40	2:12:50
5:06	25:30	51:00	1:06:51	1:16:30	1:42:00	2:07:30	2:13:43
5:08	25:40	51:20	1:07:18	1:17:00	1:42:40	2:08:20	2:14:35
5:10	25:50	51:40	1:07:44	1:17:30	1:43:20	2:09:10	2:15:28
5:12	26:00	52:00	1:08:10	1:18:00	1:44:00	2:10:00	2:16:20
5:14	26:10	52:20	1:08:36	1:18:30	1:44:40	2:10:50	2:17:13
5:16	26:20	52:40	1:09:03	1:19:00	1:45:20	2:11:40	2:18:05
5:18	26:30	53:00	1:09:29	1:19:30	1:46:00	2:12:30	2:18:58
5:20	26:40	53:20	1:09:55	1:20:00	1:46:40	2:13:20	2:19:50
5:22	26:50	53:40	1:10:21	1:20:30	1:47:20	2:14:10	2:20:42
5:24	27:00	54:00	1:10:47	1:21:00	1:48:00	2:15:00	2:21:35
5:26	27:10	54:20	1:11:14	1:21:30	1:48:40	2:15:50	2:22:27
5:28	27:20	54:40	1:11:40	1:22:00	1:49:20	2:16:40	2:23:20
5:30	27:30	55:00	1:12:06	1:22:30	1:50:00	2:17:30	2:24:12
5:32	27:40	55:20	1:12:32	1:23:00	1:50:40	2:18:20	2:25:05
5:34	27:50	55:40	1:12:59	1:23:30	1:51:20	2:19:10	2:25:57
5:36	28:00	56:00	1:13:25	1:24:00	1:52:00	2:20:00	2:26:49
5:38	28:10	56:20	1:13:51	1:24:30	1:52:40	2:20:50	2:27:42
5:40	28:20	56:40	1:14:17	1:25:00	1:53:20	2:21:40	2:28:34
5:42	28:30	57:00	1:14:43	1:25:30	1:54:00	2:22:30	2:29:27
5:44	28:40	57:20	1:15:10	1:26:00	1:54:40	2:23:20	2:30:19
5:46	28:50	57:40	1:15:36	1:26:30	1:55:20	2:24:10	2:31:12

## Pace chart - Kilometers

1K	5K	10K	15K	20K	21K	25K	30K	35K	40K	42K
2:54	14:30	29:00	43:30	0:58:00	1:01:11	1:12:30	1:27:00	1:41:30	1:56:00	2:02:22
2:55	14:35	29:10	43:45	0:58:20	1:01:32	1:12:55	1:27:30	1:42:05	1:56:40	2:03:04
2:56	14:40	29:20	44:00	0:58:40	1:01:53	1:13:20	1:28:00	1:42:40	1:57:20	2:03:46
2:57	14:45	29:30	44:15	0:59:00	1:02:14	1:13:45	1:28:30	1:43:15	1:58:00	2:04:29
2:58	14:50	29:40	44:30	0:59:20	1:02:35	1:14:10	1:29:00	1:43:50	1:58:40	2:05:11
2:59	14:55	29:50	44:45	0:59:40	1:02:56	1:14:35	1:29:30	1:44:25	1:59:20	2:05:53
3:00	15:00	30:00	45:00	1:00:00	1:03:18	1:15:00	1:30:00	1:45:00	2:00:00	2:06:35
3:01	15:05	30:10	45:15	1:00:20	1:03:39	1:15:25	1:30:30	1:45:35	2:00:40	2:07:17
3:02	15:10	30:20	45:30	1:00:40	1:04:00	1:15:50	1:31:00	1:46:10	2:01:20	2:07:59
3:03	15:15	30:30	45:45	1:01:00	1:04:21	1:16:15	1:31:30	1:46:45	2:02:00	2:08:42
3:04	15:20	30:40	46:00	1:01:20	1:04:42	1:16:40	1:32:00	1:47:20	2:02:40	2:09:24
3:05	15:25	30:50	46:15	1:01:40	1:05:03	1:17:05	1:32:30	1:47:55	2:03:20	2:10:06
3:06	15:30	31:00	46:30	1:02:00	1:05:24	1:17:30	1:33:00	1:48:30	2:04:00	2:10:48
3:07	15:35	31:10	46:45	1:02:20	1:05:45	1:17:55	1:33:30	1:49:05	2:04:40	2:11:30
3:08	15:40	31:20	47:00	1:02:40	1:06:06	1:18:20	1:34:00	1:49:40	2:05:20	2:12:13
3:09	15:45	31:30	47:15	1:03:00	1:06:27	1:18:45	1:34:30	1:50:15	2:06:00	2:12:55
3:10	15:50	31:40	47:30	1:03:20	1:06:49	1:19:10	1:35:00	1:50:50	2:06:40	2:13:37
3:11	15:55	31:50	47:45	1:03:40	1:07:10	1:19:35	1:35:30	1:51:25	2:07:20	2:14:19
3:12	16:00	32:00	48:00	1:04:00	1:07:31	1:20:00	1:36:00	1:52:00	2:08:00	2:15:01
3:13	16:05	32:10	48:15	1:04:20	1:07:52	1:20:25	1:36:30	1:52:35	2:08:40	2:15:44
3:14	16:10	32:20	48:30	1:04:40	1:08:13	1:20:50	1:37:00	1:53:10	2:09:20	2:16:26
3:15	16:15	32:30	48:45	1:05:00	1:08:34	1:21:15	1:37:30	1:53:45	2:10:00	2:17:08
3:16	16:20	32:40	49:00	1:05:20	1:08:55	1:21:40	1:38:00	1:54:20	2:10:40	2:17:50
3:17	16:25	32:50	49:15	1:05:40	1:09:16	1:22:05	1:38:30	1:54:55	2:11:20	2:18:32
3:18	16:30	33:00	49:30	1:06:00	1:09:37	1:22:30	1:39:00	1:55:30	2:12:00	2:19:15
3:19	16:35	33:10	49:45	1:06:20	1:09:58	1:22:55	1:39:30	1:56:05	2:12:40	2:19:57
3:20	16:40	33:20	50:00	1:06:40	1:10:20	1:23:20	1:40:00	1:56:40	2:13:20	2:20:39
3:21	16:45	33:30	50:15	1:07:00	1:10:41	1:23:45	1:40:30	1:57:15	2:14:00	2:21:21
3:22	16:50	33:40	50:30	1:07:20	1:11:02	1:24:10	1:41:00	1:57:50	2:14:40	2:22:03
3:23	16:55	33:50	50:45	1:07:40	1:11:23	1:24:35	1:41:30	1:58:25	2:15:20	2:22:46
3:24	17:00	34:00	51:00	1:08:00	1:11:44	1:25:00	1:42:00	1:59:00	2:16:00	2:23:28
3:25	17:05	34:10	51:15	1:08:20	1:12:05	1:25:25	1:42:30	1:59:35	2:16:40	2:24:10
3:26	17:10	34:20	51:30	1:08:40	1:12:26	1:25:50	1:43:00	2:00:10	2:17:20	2:24:52
3:27	17:15	34:30	51:45	1:09:00	1:12:47	1:26:15	1:43:30	2:00:45	2:18:00	2:25:34
3:28	17:20	34:40	52:00	1:09:20	1:13:08	1:26:40	1:44:00	2:01:20	2:18:40	2:26:17
3:29	17:25	34:50	52:15	1:09:40	1:13:29	1:27:05	1:44:30	2:01:55	2:19:20	2:26:59
3:30	17:30	35:00	52:30	1:10:00	1:13:50	1:27:30	1:45:00	2:02:30	2:20:00	2:27:41
3:31	17:35	35:10	52:45	1:10:20	1:14:12	1:27:55	1:45:30	2:03:05	2:20:40	2:28:23
3:32	17:40	35:20	53:00	1:10:40	1:14:33	1:28:20	1:46:00	2:03:40	2:21:20	2:29:05
3:33	17:45	35:30	53:15	1:11:00	1:14:54	1:28:45	1:46:30	2:04:15	2:22:00	2:29:48
3:34	17:50	35:40	53:30	1:11:20	1:15:15	1:29:10	1:47:00	2:04:50	2:22:40	2:30:30
3:35	17:55	35:50	53:45	1:11:40	1:15:36	1:29:35	1:47:30	2:05:25	2:23:20	2:31:12



Elite athletes

Elite athlete roster.....28

Men's biographies.....31

Women's biographies.....66

Men's wheelchair biographies.....85

Women's wheelchair biographies.....103

## 2018 Bank of America Chicago Marathon elite field

### Men - open

Last	First	Country	Marathon PR
Geremew.....	Mosinet.....	ETH.....	2:04:00
Legese.....	Birhanu.....	ETH.....	2:04:15
Chumba.....	Dickson.....	KEN.....	2:04:32
Kirui.....	Abel.....	KEN.....	2:05:04
Kipkemoi.....	Kenneth.....	KEN.....	2:05:44
Rupp.....	Galen.....	USA.....	2:06:07
Kipyego.....	Bernard.....	KEN.....	2:06:19
Farah.....	Mo.....	GBR.....	2:06:21
Kirui.....	Geoffrey.....	KEN.....	2:06:27
Osako.....	Suguru.....	JPN.....	2:07:19
Karoki.....	Bedan.....	KEN.....	2:07:41
Kiname.....	Ryo.....	JPN.....	2:08:08
Kawauchi.....	Yuki.....	JPN.....	2:08:14
Reda.....	Mohamed.....	MAR.....	2:09:18
Puskedra.....	Luke.....	USA.....	2:10:24
Sambu.....	Stephen.....	KEN.....	2:11:07
Kibet.....	Elkanah.....	USA.....	2:11:31
Pacheco.....	Cristhian.....	PER.....	2:12:16
Smith.....	Scott.....	USA.....	2:12:21
McCandless.....	Tyler.....	USA.....	2:12:28
Fauble.....	Scott.....	USA.....	2:12:35
Braun.....	Aaron.....	USA.....	2:12:54
Dandena.....	Kiya.....	USA.....	2:12:56
Rizzo.....	Patrick.....	USA.....	2:13:42
Bumbalough.....	Andrew.....	USA.....	2:13:58
Piedra.....	Bayron.....	ECU.....	2:14:12
Suzuki.....	Yohei.....	JPN.....	2:14:53
Fujimoto.....	Taku.....	JPN.....	2:15:30
Crain.....	Johnny.....	USA.....	2:15:46
Hampton.....	Jonas.....	USA.....	2:15:46
Ndhlovu.....	Pardon.....	ZIM.....	2:16:22
Epperson.....	Andrew.....	USA.....	2:16:54
Migliozzi.....	Tony.....	USA.....	2:17:27
Lemon.....	Chris.....	USA.....	2:18:06
Stinson.....	Parker.....	USA.....	2:18:07
Peterson.....	Alan.....	USA.....	2:18:47
Wallis.....	Daniel.....	NZL.....	2:19:24
Alex.....	George.....	USA.....	2:19:36
Root.....	Ryan.....	USA.....	2:19:51
Choge.....	Augustine.....	KEN.....	Debut
Mullett.....	Rob.....	GBR.....	Debut
Williams.....	Hugh.....	AUS.....	Debut

### Women - open

Last	First	Country	Marathon PR
Dereje.....	Roza.....	ETH.....	2:19:17
Kiplagat.....	Florence.....	KEN.....	2:19:44
Dibaba.....	Birhane.....	ETH.....	2:19:51
Kosgei.....	Brigid.....	KEN.....	2:20:13
Demise.....	Shure.....	ETH.....	2:20:59
Cragg.....	Amy.....	USA.....	2:21:42
Thweatt.....	Laura.....	USA.....	2:25:38
Dixon.....	Alyson.....	GBR.....	2:29:06
Draskau Petersson.....	Jess.....	DEN.....	2:30:07
De la Rosa.....	Vianey.....	MEX.....	2:32:01
Crouch.....	Sarah.....	USA.....	2:32:44
Ward.....	Taylor.....	USA.....	2:35:27
Pidhoresky.....	Dayna.....	CAN.....	2:36:08
Wijayarathne.....	Hiruni.....	SRI.....	2:36:35
Matthews.....	Katie.....	USA.....	2:38:40
Heckert.....	Kristen.....	USA.....	2:38:54
Myrand.....	Melanie.....	CAN.....	2:39:07
Njeim.....	Chirine.....	LBN.....	2:39:21
Jorgensen.....	Gwen.....	USA.....	2:41:01
Pappas.....	Alexi.....	GRE.....	Debut

### Men - wheelchair

Last	First	Country	Marathon PR
Hug.....	Marcel.....	SUI.....	1:18:04
Cassidy.....	Josh.....	CAN.....	1:18:25
Fearnley.....	Kurt.....	AUS.....	1:18:51
Nishida.....	Hiroki.....	JPN.....	1:20:28
George.....	Josh.....	USA.....	1:21:47
Botello.....	Rafael.....	ESP.....	1:22:09
Pike.....	Aaron.....	USA.....	1:22:09
Yoshida.....	Ryota.....	JPN.....	1:23:18
Madera.....	Jorge.....	ESP.....	1:23:36
Senbeta.....	James.....	USA.....	1:24:27
Lawson.....	Simon.....	GBR.....	1:25:06
Weir.....	David.....	GBR.....	1:26:17
Romanchuk.....	Dan.....	USA.....	1:26:26
Siemann.....	Brian.....	USA.....	1:26:46
Valladares.....	Juan.....	VEN.....	1:28:04
Monahan.....	Patrick.....	IRL.....	1:29:45
Zaragoza.....	Alfonso.....	MEX.....	1:30:30
Jimenez Hernandez.....	Jose.....	CRC.....	1:31:36
Smyth.....	Tristan.....	CAN.....	1:31:44
Smith.....	Johnboy.....	GBR.....	1:32:45
Sanclemente.....	Francisco.....	COL.....	1:32:57
Dupont.....	Alexandre.....	CAN.....	1:33:14
Pulido.....	Jose.....	MEX.....	1:37:22



Last	First	Country	Marathon PR
Aguilar.....	Fidel.....	MEX.....	1:38:28
Clemmons.....	Christian.....	USA.....	1:39:02
Martin.....	Raymond.....	USA.....	1:51:46
Gibbs.....	Joey.....	USA.....	1:56:18
Quinn.....	Brendan.....	USA.....	1:59:30
Koziel.....	Stephen.....	USA.....	2:40:09
Fenster.....	Michael.....	USA.....	Debut

### Women - wheelchair

Last	First	Country	Marathon PR
Schär.....	Manuela.....	SUI.....	1:28:17
McGrory.....	Amanda.....	USA.....	1:33:13
Scaroni.....	Susannah.....	USA.....	1:33:17
McFadden.....	Tatyana.....	USA.....	1:35:05
Graf.....	Sandra.....	SUI.....	1:35:59
van den Broek.....	Margriet.....	NED.....	1:38:33
de Rozario.....	Madison.....	AUS.....	1:39:22
Gerhard.....	Katrina.....	USA.....	1:40:34
Rausin.....	Arielle.....	USA.....	1:41:26
dos Santos Rocha.....	Aline.....	BRA.....	1:41:40
Fesemyer.....	Jenna.....	USA.....	1:59:52
Hoang.....	Yen.....	USA.....	2:10:29
Wheeler.....	Michelle.....	USA.....	2:14:41

### Men's biographies



#### Aaron Braun

Birthdate: 05/28/87

Citizenship: United States

Resides: Flagstaff, AZ

Twitter: @aaBrauny

2013 U.S. 12K Champion

### Personal records

Marathon	2:12:54 (Houston, 2015)
Half marathon	1:01:38 (Houston, 2014)

### Career overview

On Twitter, Braun describes himself by writing, "I love my wife and baby girls, sometimes I like running." Running loves Braun. He was a self-professed "mediocre" high school runner with modest PRs, but he smashed mediocrity at Division II Adams State where he emerged as a 16-time All-American with six national titles. Today Braun stands out as one of the most versatile American runners from 5000m to the marathon, boasting PRs of 13:20.25 for 5000m, 27:41.54 for 10,000m, 1:01:38 for the half and 2:12:54 for the marathon.

Braun competed in his first Chicago Marathon last fall, stealing the show early on as he led a pack of over 20 men through the early miles. While many of the race favorites got off to a slow start, Braun opted to stick with his plan and focus on his own race. His plan resulted in significant TV coverage and a great race. He finished 12th in 2:13:41. He later tweeted: "Quite a morning @ChiMarathon. Not what I was hoping for but a lot like the past couple years I'm proud of fighting all the way to the finish."

Braun started his professional career with a fifth place finish in the 10,000m at the 2012 U.S. Olympic Trials and he grabbed headlines in 2013 when he won the U.S. 12K National Championships. He made his marathon debut in 2014 (2:19:51) and ran his personal best 10 months later in Houston, finishing as the top American in 2:12:54. Injuries derailed him from running the 2016 U.S. Olympic Marathon Trials, but he returned to racing in the fall of 2016 to capture the crown at the Big Sur Half Marathon. He has enjoyed a strong 2018 season so far, taking home third at the Bay to Breakers 12K and fifth at the San Diego Rock 'n' Roll Half Marathon.

### 2018 Races

Date	Race	Place	Time
07/08/18	Utica Boilermaker 15K	12th	44:35
06/03/18	San Diego Rock 'n' Roll Half Marathon	5th	1:02:54
05/20/18	San Francisco Bay to Breakers 12K	3rd	36:41
01/27/18	Seattle UW Invitational	4th	04:01.9

### Career marathons

Date	Race	Place	Time
10/08/17	Chicago Marathon	12th	2:13:41
01/18/15	Houston Marathon	7th	2:12:54
03/09/14	Los Angeles Marathon	7th	2:19:51



## Andrew Bumbalough

Birthdate: 03/14/87

Citizenship: United States

Residence: Portland, OR

Sponsor: Nike

Twitter: @abumbalough

2013 U.S. 5K Champion

### Personal records

Marathon 2:13:58 (Tokyo, 2017)

Half Marathon 1:02:04 (New York, 2015)

### Career overview

Bumbalough, a member of Nike's Bowerman Track Club, is back in Chicago after racing well in 2017. In just his second go at the 42K distance, he finished 13th overall (fourth American). After the race, he tweeted, "Not the result I was hoping for. Aggressive surging at 25k got the best of me- last 15k was TOUGH. Proud I kept with it to be 13th/4th." Six months later, he endured arguably the most brutal conditions in Boston Marathon history to prove not only his physical fitness, but also his mental toughness – he was rewarded with a fifth place finish.

Bumbalough showed immense promise as a high school runner – possibly the best high school runner ever to materialize from the state of Tennessee – when he finished his career with 10 state championships in cross country and track. He graduated from Brentwood Academy in 2005 and started his collegiate jaunt at Georgetown where he accumulated six All-American honors and cemented his reputation as a 5000m star. He reached the Olympic "A" standard in the 5000m in 2012, but his Olympic dream was deferred when he finished a heartbreaking fourth in the final. He rebounded in 2013 by becoming the U.S. 5K national champion.

Bumbalough's marathon debut came after "a long gestation period," according to the Bowerman Track Club, where he is a member. While he exhibited signs of a strong marathon runner early on, injuries sidelined him from making his debut in 2015, and from competing in the 2016 U.S. Olympic Marathon Trials. He finally made his debut in 2017 in Tokyo, running a steady and controlled pace to finish in 2:13:58. Following Tokyo, he took part in the Nike Breaking2 project as a pacer for 2014 Chicago Marathon champion Eliud Kipchoge. He clicked off a series of 4:35 miles in an attempt to lead Kipchoge to history's first sub two-hour marathon. While Kipchoge missed the mark by a mere 25 seconds, Bumbalough gained a new perspective for the marathon distance.

"It was pretty out-of-this world stuff," he told the Scene. "It was really cool to see an athlete like Kipchoge to be so relaxed and so comfortable and so confident about his ability to do it."

Bumbalough has represented the U.S. on the track in the 5000m at the 2011 IAAF World Championships, finishing ninth, and at the 2014 IAAF Continental Cup, finishing seventh. He also represented the U.S. at the IAAF World Cross Country Championships in 2011. He made his global debut as a junior competitor in the 1500m in 2006.

### Personal

Bumbalough and his wife, Anne, are strong advocates for foster children and are foster parents themselves. Two years ago, they adopted a child they were fostering.

### 2018 Races

Date	Race	Place	Time
04/16/18	Boston Marathon	5th	2:19:52

### Career marathons

Date	Race	Place	Time
04/16/18	Boston Marathon	5th	2:19:52
10/08/17	Chicago Marathon	14th	2:14:02
02/26/17	Tokyo Marathon	25th	2:13:58



### Augustine Choge

Birthdate: 01/21/87

Citizenship: Kenya

Agent: James Templeton

Twitter: @AugustineChoge

*Marathon debut*

### Personal records

Half marathon 59:26 (Ras Al Khaimah, UAE 2017)

### Career overview

Choge, a 2008 Olympian in the 1500m, has been a factor on the global stage for nearly half his life. He won world youth and junior titles on the track in 2003 and 2004, a world junior title in cross country, and he set a world junior record in the 3000m in 2005. As a senior competitor, he has collected a world record as part of the 4x1500m Kenyan relay team, a Commonwealth Games 5000m win, a silver and bronze World Championships medal indoor on the track, five Diamond League titles and eight Golden League wins. While he made a name for himself in the 1500m, he showcased his talents across several distances, ranging from the 800m to the 5000m.

Although Choge ran a 1:06:12 half marathon as a teenager, he didn't make a serious transition to road racing until 2013. Since then, he has run two half marathons, a 1:00:16 in 2016 and a personal best, 59:26 in 2017. His career trajectory mirrors that of training partner and 2014 Chicago Marathon champion, Eliud Kipchoge. Both men spent a decade circling the oval before moving full time to the roads. While debuts are difficult to predict, if Choge steps on the line healthy, he could be a serious contender for a podium finish.

### 2018 Races

*No races recorded in 2018 (as of August 8, 2018)*



### Dickson Chumba

Birthdate: 10/27/86

Citizenship: Kenya

Agent: Gianni Demadonna

Sponsor: Nike

### 2015 Bank of America Chicago Marathon champion

### Personal records

Marathon 2:04:32 (Chicago, 2014)

Half marathon 1:00:39 (San Diego, 2014)

### Career overview

Dickson Chumba set his personal best, 2:04:32, in Chicago in 2014 when he finished third on a historic day that witnessed three of the top five times ever run in Chicago (Chumba is the fifth fastest runner in Chicago's history). While winner Eliud Kipchoge dropped the hammer with two miles to go, Chumba and Sammy Kitwara put on quite a show for second place, trading leads and pained expressions as they dueled down the homestretch. In the end, Chumba could not match Kitwara's final burst of speed, but he still managed to take more than a minute off of his PR.

Chumba returned to Chicago in 2015 to take the crown in 2:09:25; it was Chicago's first race without rabbits in more than two decades. He tried to defend his title in 2016, but he came up three seconds short, finishing second to Abel Kirui. Since he embarked on his marathon career in 2010, he has finished 17 marathons and he boasts an impressive record: five wins, five runner-ups and four third place finishes. He lines up this fall after opening his 2018 season with his second win at the Tokyo Marathon. His time, 2:05:30, was the second fastest winning time in Tokyo's history.

### Personal

Prior to becoming a professional runner in 2008, Chumba worked as a gardener.

### 2018 Races

Date	Race	Place	Time
02/25/18	Tokyo Marathon	1st	2:05:30
07/29/18	Bogota Half Marathon	3rd	1:05:23

### Career marathons

Date	Race	Place	Time
02/25/18	Tokyo Marathon	1st	2:05:30
10/22/17	Toronto Waterfront Marathon	2nd	2:09:11
02/26/17	Tokyo Marathon	3rd	2:06:25
10/06/16	Chicago Marathon	2nd	2:11:26
02/28/16	Tokyo Marathon	3rd	2:07:34
10/11/15	Chicago Marathon	1st	2:09:25
02/22/15	Tokyo Marathon	3rd	2:06:34

10/12/14	Chicago Marathon	3rd	2:04:32
02/23/14	Tokyo Marathon	1st	2:05:42
10/20/13	Amsterdam Marathon	8th	2:10:15
04/15/13	Boston Marathon	7th	2:14:08
10/14/12	De Lage Landen Marathon Eindhoven	1st	2:05:46
01/07/12	Xiamen Marathon	2nd	2:08:21
10/30/11	Frankfurt Marathon	7th	2:07:23
03/04/11	Rome Marathon	1st	2:08:45
10/10/10	Maratona D'Italia Memorial Enzo Ferrari, Carpi	2nd	2:09:20
04/25/10	Madrid Marathon	2nd	2:11:54



### Kiya Dandena

**Birthdate:** 04/14/89

**Citizenship:** United States

**Residence:** Flagstaff, AZ.

**Agent:** Neil Segel

**Sponsor:** Skechers Performance

**Twitter:** @Kiya\_Dandena

### Personal records

Marathon	2:12:56 (Sacramento, 2017)
Half marathon	1:03:13 (Houston, 2017)

### Career overview

Kiya Dandena took a significant step forward in his career last December at the USATF Marathon Championships, running an 11-minute PR to finish third in 2:12:56. He competed in the 2016 Chicago Marathon, but after hitting 2:14 pace at the half, he fell apart and struggled home to finish 23rd in 2:22:14. Dandena recovered by experiencing a banner year in 2017, setting PRs in every from distance from the 10K to the marathon, including a new half marathon PR, 1:03:13.


Dandena made his marathon debut at the 2016 U.S. Olympic Trials, but he became one of 61 athletes to drop out of the race on the warmest day recorded in Trials history. Prior to his career as a professional runner, he ran successfully at Texas A&M (Kingsville). He set school records in the indoor mile, 5000m and 10,000m. He became an All-American in 2011, and he was named the Lone Star Conference Men's Cross Country Runner of the Year.

### 2018 Races

Date	Race	Place	Time
02/24/18	Gasparilla Half Marathon	3rd	1:04:09
04/08/18	Washington Cherry Blossom 10M	18th	48:37
05/06/18	Lilac Bloomsday 7.5M	23rd	37:24
05/12/18	Fifth Third River Bank Run	6th	1:16:24
07/04/18	Atlanta Peachtree Road Race 10K	15th	29:55
07/08/18	Utica Boilermaker 15K	20th	45:30

### Career marathon

Date	Race	Place	Time
12/3/17	USATF Marathon Championships (CIM)	3rd	2:12:56
10/9/16	Chicago Marathon	23rd	2:22:14
2/13/16	Los Angeles U.S. Olympic Marathon Trials	-	DNF



### Mo Farah

Birthdate: 03/23/83  
Citizenship: Great Britain  
Agent: Ricky Simms  
Sponsor: Nike

2016 Olympic Gold Medalist 5000m & 10,000m

2012 Olympic Gold Medalist 5000m & 10,000m

#### Personal records

Marathon 2:06:21 (London, 2018)  
Half marathon 59:22 (South Shields, 2015)

#### Career overview

Mo Farah is a four-time Olympic gold medalist, six-time world champion and five-time European champion. In 2012, he became the first British athlete in history to win an Olympic gold at the 10,000m, and he is just the second athlete in history to pull off back-to-back gold medals in both the 5000m and 10,000m at the 2012 and 2016 Olympic Games. In addition to his Olympic and world titles, he has landed on the top of the podium 20 times in the Diamond League track competitions.

The Chicago Marathon marks Farah's third go at the distance and his first 42K on U.S. soil. He made his marathon debut in 2014 in London, clocking 2:08:21 to finish eighth. He refocused his energy on the track and the 2016 Rio Olympics before tackling the distance again this spring. He finished third in London with a new personal best and a national record, 2:06:21.

Farah will go head-to-head with his former training partner, Galen Rupp, at the front of this year's elite pack. Farah holds national track records in the 1500m, 3000m, two-mile, 5000m and 10,000m, and British road records in the 5K, 10K, 20K, half marathon and marathon. In 2017, he was named BBC's Sports Personality of the Year.

#### 2018 Races

Date	Race	Place	Time
04/22/18	London Marathon	3rd	2:06:21
05/20/18	Manchester Great 10K	1st	28:27
05/28/18	London 10,000	1st	29:44

#### Career marathons

Date	Race	Place	Time
04/22/18	London Marathon	3rd	2:06:21
04/13/14	London Marathon	8th	2:08:21



### Mosinet Geremew

Birthdate: 02/12/92  
Citizenship: Ethiopia  
Sponsor: Nike  
Agent: Lee-Roy Newton

#### Personal records

Marathon 2:04:00 (Dubai, 2018)  
Half marathon 59:11 (New Delhi, 2014)

#### Career overview

Mosinet Geremew brings youth and speed to a competitive field. Geremew started 2018 with a bang, breaking the course record in Dubai and posting a fresh personal best, 2:04:00. He has run south of the hour mark four times in the half marathon, and he is a four-time winner of the Yangzhou Jianzhen International Half Marathon (he has the all-comers record for running the fastest half marathon on Chinese soil, 59:52). Chicago marks his second opportunity to compete in an AbbottWMM (and just his fourth go at 42K). He lined up last fall in Berlin and ran away with an impressive third place finish. He also managed to land on the podium in second place in his marathon debut at the Xiamen International Marathon.

#### 2018 Races

Date	Race	Place	Time
01/26/18	Dubai Marathon	1st	2:04:00
04/22/18	Yangzhou Half Marathon	1st	1:01:31
05/27/18	Bangalore World 10K	3rd	28:39

#### Career marathons

Date	Race	Place	Time
01/26/18	Dubai Marathon	1st	2:04:00
09/24/17	Berlin Marathon	3rd	2:06:12
01/2/17	Xiamen International Marathon	2nd	2:10:20



**Bedan Karoki**  
 Birthdate: 08/21/90  
 Citizenship: Kenya  
 Agent: Federico Rosa

#### Personal records

Marathon	2:07:41 (London, 2017)
Half marathon	58:42 (Ras Al Khaimah, 2018)

#### Career overview

Karoki, a two-time Olympian in the 10,000m with a 26:52.12 PR, is an exciting athlete who made his marathon debut in 2017. Prior to jumping to the marathon, he spent nearly a decade polishing his speed on the track, representing Kenya three times in the 10,000m at the IAAF World Championships. He made a splash this winter when he won the Ras Al Khaimah International Half Marathon in a blistering 58:42, making him the fourth fastest man ever in the half (with the fifth fastest time). En route to his victory, he catapulted himself deeper into history as the second fastest man ever over 10 miles, splitting 44:46. He finished second at the 2016 IAAF World Half Marathon Championships, and he has finished third and fifth at the London Marathon in 2017 and 2018, respectively.

#### 2018 Races

Date	Race	Place	Time
02/09/18	Ras Al Khaimah International Half Marathon (10M Road)	NA	44:46*
02/09/18	Ras Al Khaimah International Half Marathon	1st	58:42
04/22/18	London Marathon	5th	2:08:34

\* Second fastest 10-mile time in history

#### Career marathon

Date	Race	Place	Time
04/22/18	London Marathon	5th	2:08:34
12/03/17	Fukuoka Marathon	4th	2:08:44
04/23/17	London Marathon	3rd	2:07:41



**Yuki Kawauchi**  
 Birthdate: 05/03/87  
 Citizenship: Japan

#### Personal records

Marathon	2:08:14 (Seoul, 2013)
Half marathon	1:02:18 (Marugame, 2012)

#### Career overview

Before becoming the 2018 Boston Marathon champion amidst freezing temperatures and pouring rain (where he said, "for me, these are the best conditions possible"), Kawauchi gained global renown for his prolific racing schedule. He holds the record for the most marathons run under 2:20 (80 as of August 1, 2018), he boasts a PR of 2:08:14, he has won more than 30 career marathons and he finished 12 marathons in 2017 alone. He has raced more than 20 times in 2018, including running the Kuki Half Marathon dressed in a panda suit and setting a course record at the Yatsugatake Nobeyama 71K ultramarathon in May (he won by 30 minutes). Kawauchi, often referred to as a "citizen runner," "rebel government clerk" and "emperor of pain," fits his training and racing in around his full time job as a government employee, bucking a national trend where most elite runners compete full time on corporate teams. To track Kawauchi's racing schedule, Brett Lerner of Japan Running News dedicates a page of his blog to Kawauchi called "The Kawauchi Counter."

Kawauchi thundered onto the global stage when he placed third at the 2011 Tokyo Marathon. He explained his marathon tactics in a post-race interview this way: "Every time I run, it's with the mindset that if I die at this race, it's ok."

Kawauchi seeks to become the first Chicago Marathon champion from Japan since Toshihiko Seko took the crown in 1986.

#### 2018 Races – Highlights\*

Date	Race	Place	Time
07/01/18	Gold Coast Airport Marathon	9th	2:14:51
06/02/18	Stockholm Marathon	4th	2:22:57
05/13/18	Sendai Half Marathon	7th	1:03:41
04/22/18	Gifu Seiryu Half Marathon	14th	1:04:35
04/16/18	Boston Marathon	1st	2:15:58
03/18/18	Taipei Wan Jin Shi Marathon	1st	2:14:12
02/18/18	Kita-Kyushu Marathon	1st	2:11:46

#### Career marathons – Highlights\*

Date	Race	Place	Time
07/01/18	Gold Coast Airport Marathon	9th	2:14:51
06/02/18	Stockholm Marathon	4th	2:22:57
04/16/18	Boston Marathon	1st	2:15:58

Date	Race	Place	Time
03/18/18	Taipei Wan Jin Shi Marathon	1st	2:14:12
02/18/18	Kita-Kyushu Marathon	1st	2:11:46
12/17/17	Hofu Marathon	1st	2:10:03
12/03/17	Fukuoka Marathon	9th	2:10:53
11/12/17	Saitama Marathon	1st	2:15:54
11/05/17	Cannes Marathon des Alpes-Maritimes	6th	2:15:02
08/06/17	London IAAF World Championships in Athletics	9th	2:12:19
07/02/17	Gold Coast Airport Marathon	3rd	2:09:18
06/03/17	Stockholm Marathon	6th	2:14:04
05/07/17	Praha Marathon	6th	2:10:13
04/02/17	Daegu Marathon	6th	2:13:04
12/18/16	Hofu Marathon	3rd	2:12:45
12/04/16	Fukuoka Marathon	3rd	2:09:11
11/06/16	Porto Marathon	2nd	2:14:32
09/25/16	Berlin Marathon	13th	2:11:03
07/03/16	Gold Coast Airport Marathon	2nd	2:09:01
04/24/16	Zürich Marathon	1st	2:12:04
03/20/16	Taipei Marathon	2nd	2:14:12
03/06/16	Otsu Lake Biwa Marathon	7th	2:11:53
01/10/16	Kagoshima Ibusuki Nanohana Marathon	1st	2:15:14
12/20/15	Hofu Marathon	2nd	2:12:24
12/06/15	Fukuoka Marathon	8th	2:12:48
11/01/15	New York Marathon	6th	2:13:29
10/11/15	Kitakami Marathon	1st	2:13:21
09/20/15	Cape Town Marathon	9th	2:16:33
07/05/15	Gold Coast Airport Marathon	8th	2:16:23
05/24/15	Toyama Marathon	1st	2:17:58
04/19/15	Zürich Marathon	2nd	2:12:13
03/15/15	Seoul Dong-A International Marathon	16th	2:13:33
02/15/15	Kochi Ryoma Marathon	1st	2:15:06
02/08/15	Nobeoka Marathon	8th	2:15:16
01/11/15	Kagoshima Ibusuki Nanohana Marathon	1st	2:24:10
12/21/14	Hofu Marathon	1st	2:09:46
12/07/14	Naha City Marathon	1st	2:13:43
11/23/14	Fukuchiyama Marathon	1st	2:12:59
11/02/14	New York Marathon	11th	2:16:41
10/03/14	Incheon Asian Games	3rd	2:12:42
08/31/14	Perth City to Surf Marathon	1st	2:12:53
07/06/14	Gold Coast Airport Marathon	3rd	2:11:27
06/01/14	Chitose Marathon	1st	2:15:57
05/04/14	Hamburg Marathon	9th	2:09:36
04/20/14	Tokushima Marathon	1st	2:15:25
04/06/14	Saga Sakura Marathon	1st	2:13:020
03/02/14	Otsu Lake Biwa Marathon	4th	2:10:38
12/15/13	Hofu Marathon	2nd	2:09:15
12/01/13	Fukuoka Marathon	3rd	2:09:05
11/03/13	New York City Marathon	11th	2:12:29
10/13/13	Melbourne Marathon	2nd	2:11:40
08/17/13	Moskva IAAF World Championships	18th	2:15:35

07/07/13	Gold Coast Marathon	1st	2:10:01
06/02/13	Chitose Marathon	1st	2:18:29
04/21/13	Nagano Commemorative Marathon	1st	2:14:27
03/17/13	Seoul Dong-A International Marathon	4th	2:08:14
02/03/13	Beppu-Oita Mainichi Marathon	1st	2:08:15
01/20/13	Luxor Egyptian Marathon	1st	2:12:24
12/16/12	Hofu Marathon	1st	2:10:46
12/02/12	Fukuoka Marathon	6th	2:10:29
09/16/12	Sydney Blackmores Marathon	1st	2:11:52
08/26/12	Sapporo Hokkaido Marathon	1st	2:18:38
07/01/12	Brisbane Gold Coast Marathon	4th	2:13:26
04/29/12	Düsseldorf Marathon	8th	2:12:58
02/26/12	Tokyo Marathon	14th	2:12:51
12/18/11	Hofu Marathon	2nd	2:12:33
12/04/11	Fukuoka Marathon	3rd	2:09:57
10/30/11	Osaka Marathon	4th	2:14:31
09/04/11	Daegu IAAF World Championships	17th	2:16:11
02/27/11	Tokyo Marathon	3rd	2:08:37
12/05/10	Fukuoka Marathon	10th	2:17:54
2/28/10	Tokyo Marathon	4th	2:12:36
12/06/09	Fukuoka Marathon	13th	2:17:33
03/22/09	Tokyo Marathon	19th	2:18:18
02/01/09	Beppu-Oita Mainichi Marathon	20th	2:19:26

*\*2018 races and career marathon highlights do not reflect the complete results for Kawauchi*





## Elkanah Kibet

Birthdate: 02/06/86

Citizenship: United States

Residence: Fayetteville, NC.

### Personal records

Marathon	2:11:31 (Chicago, 2015)
Half marathon	1:02:29 (Houston, 2018)

### Career overview

Elkanah Kibet surprised race commentators during his marathon debut at the 2015 Chicago Marathon when he bolted to the front of the elite field with 22 miles to go and put a 15 second gap on the field. The chase pack caught him at mile nine, and many suspected that Kibet's bold move would spell disaster in the later stages of the race. But he never relented – he held on to finish seventh overall in his still-standing PR, 2:11:31. He returned to Chicago in 2016 to finish 10th, and he represented the U.S. at the 2017 IAAF World Marathon Championships, finishing 16th. He started his 2018 marathon campaign with an eighth place finish at this year's historic Boston Marathon – a race that saw many elite runners drop out due to cold temperatures, whipping winds and pouring rain. He also took more than a minute off of his half marathon PR in Houston to run 1:02:29.

Kibet came to the United States in 2006 and immediately made an impact at Rend Lake Community College. As a freshman, he helped his team win a national championship. He went on to run at Auburn University where he became a two-time All American.

Kibet joined the US Army following his successful collegiate career, and he made a splash in 2014 when he won the “shadow” Atlanta-based Peachtree Road Race while he was deployed in Kuwait (Spc. Kibet, B Company, 82nd Financial Management Unit, financial specialist).

### 2018 Races

Date	Race	Place	Time
07/04/18	Atlanta Peachtree Road Race 10K	9th	29:20
06/21/18	Des Moines USA Ch. 10,000m	3rd	29:05.5
04/16/18	Boston Marathon	8th	2:23:37
03/10/18	Jacksonville US 15 km Road Running Ch.	5th	43:53
02/24/18	Gasparilla Half Marathon	1st	1:03:39
02/03/18	USATF Cross Country Championships	15th	30:04
01/14/18	Houston Half Marathon	18th	1:02:29

### Career marathons

Date	Race	Place	Time
04/16/18	Boston Marathon	10th	2:23:37
08/06/17	IAAF World Marathon Championships London	16th	2:15:14
04/23/17	Hamburg Marathon	7th	2:13:36
01/15/17	Houston Marathon	10th	2:17:25

Date	Race	Place	Time
10/09/16	Chicago Marathon	10th	2:16:37
02/13/16	Los Angeles U.S. Olympic Marathon Trials	19th	2:20:10
10/11/15	Chicago Marathon	7th	2:11:3





### Ryo Kiname

Birthdate: 01/22/91  
 Citizenship: United States  
 Residence: Japan  
 Sponsor: Team Mitsubishi HPS Nagasaki

#### Personal records

Marathon 2:08:08 (Tokyo, 2018)  
 Half marathon 1:02:22 (Marugame, 2012)

#### Career overview

Ryo Kiname, racing in North America for the first time, enters Chicago with a fresh personal best and a seventh place finish from the 2018 Tokyo Marathon, 2:08:08. Kiname ran the fastest final 2K of any male in the field as he was chasing a sub 2:08:00 performance and a monetary bonus from Japan's Project Exceed (Project Exceed is an initiative launched in 2015 by Japan's National Corporate Federation to try to produce new men's and women's marathon national records ahead of the 2020 Tokyo Olympics).

Kiname has one marathon career win to his name - the Sapporo Hokkaido Marathon in 2016. He surged over the final 5K to run the fastest time on the course since 2010.

#### 2018 Races

Date	Race	Place	Time
02/25/18	Tokyo Marathon	7th	2:08:08
05/05/18	Nobeoka Golden Games 5000m	20th	13:58.4

#### Career marathons

Date	Race	Place	Time
02/25/18	Tokyo Marathon	7th	2:08:08
02/05/17	Beppu-Oita Mainichi Marathon	3rd	2:10:30
08/28/16	Sapporo Hokkaido Marathon	1st	2:13:16
02/02/14	Beppu-Oita Mainichi Marathon	8th	2:12:46



### Kenneth Kipkemoi

Birthdate: 08/02/84  
 Citizenship: Kenya  
 Agent: Marc Corstjens

#### Personal records

Marathon 2:05:44 (Rotterdam, 2018)  
 Half marathon 59:01 (Valencia, 2014)

#### Career overview

Kipkemoi boasts the 25th fastest time in history over the half marathon distance, 59:01, and he started 2018 with a successful marathon debut, running 2:05:44 to win the Rotterdam Marathon. Kipkemoi displayed incredible speed and strength over the race's final stages. As soon as the more experienced Abera Kuma and Laban Korir launched an attack, Kipkemoi ran them down. Some setbacks in the past forced Kipkemoi to wait until he was 33-years-old to run his first marathon. After the race, he said, "I knew I was ready for it. My training in Kaptagat was going very well. I expected stiff competition and so it was. First I saw more experienced runners in the front, but in the end I knew I could win today."

He has represented Kenya in both the half marathon and the 10,000m at the IAAF World Championships.

#### 2018 Races

Date	Race	Place	Time
04/08/18	Rotterdam Marathon	1st	2:05:44

#### Career marathons

Date	Race	Place	Time
04/08/18	Rotterdam Marathon	1st	2:05:44

**Bernard Kipyego**

Birthdate: 7/16/86

Citizenship: Kenya

Agent: Michel Boeting

Sponsor: Adidas

**Personal records**

Marathon	2:06:19 (Amsterdam, 2015)
Half marathon	59:10 (Rotterdam, 2009)

**Career overview**

Kipyego returns to Chicago after finishing third in 2011, sixth in 2012 and third last fall. He started his international career 14 years ago as a junior competitor and he has represented Kenya on the track (5000m and 10,000m), in cross country and on the roads. He picked up a silver medal in cross country at the IAAF World Championships as a junior in 2005 and a bronze medal in the senior competition in 2007. He amassed another silver medal at the 2009 IAAF World Half Marathon Championships where he clocked a swift 59:59 but he failed to match the dominating foot-speed of Zersenay Tadese (Tadese won in 59:35). He has consistently run under 60 minutes in the half marathon six times and under 2:07 in the marathon five times; he set his current personal best, 2:06:19, in Amsterdam in 2015. While he has fared well in the Abbott World Marathon Majors series, a victory continues to elude him; he has finished third in Boston and Chicago, and second and third in Tokyo. Outside of the AbbottWMM competition, he won the Amsterdam Marathon twice (2014, 2015).

**2018 Races**

Date	Race	Place	Time
03/18/18	Seoul Marathon	10th	2:10:16

**Career marathons**

Date	Race	Place	Time
03/18/18	Seoul Marathon	10th	2:10:16
10/08/17	Chicago Marathon	3rd	2:10:23
02/26/17	Tokyo Marathon	6th	2:08:10
10/16/16	Amsterdam Marathon	8th	2:06:45
02/28/16	Tokyo Marathon	2nd	2:07:33
10/18/15	Amsterdam Marathon	1st	2:06:19
04/20/15	Boston Marathon	4th	2:10:47
10/19/14	Amsterdam Marathon	1st	2:06:22
04/13/14	Rotterdam Marathon	3rd	2:07:58
10/20/13	Beijing International Marathon	2nd	2:07:19
08/17/13	Moskva IAAF World Championships	12th	2:14:01
02/24/13	Tokyo Marathon	3rd	2:07:53
10/07/12	Chicago Marathon	6th	2:06:40
04/16/12	Boston Marathon	3rd	2:13:13
10/09/11	Chicago Marathon	3rd	2:06:29

Date	Race	Place	Time
04/10/11	Paris Marathon	2nd	2:07:16
09/26/10	Berlin Marathon	6th	2:08:50
04/11/10	Rotterdam Marathon	5th	2:07:01



## Abel Kirui

Birthdate: 06/04/82

Citizenship: Kenya

Agent: Valentijn Trouw

Twitter: @abelkirui1

**2016 Chicago Marathon Champion**

**2012 London Olympics Marathon Silver Medalist**

**2009 and 2011 IAAF World Marathon Champion**

### Personal records

Marathon 2:05:04 (Rotterdam, 2009)

Half marathon 1:00:11 (Rotterdam, 2007)

### Career overview

Abel Kirui literally danced across the finish line when he won his first AbbottWMM in Chicago in 2016, defeating a strong field in a tactical race that saw erratic pace swings from 4:33 per mile to 5:24. Kirui battled Dickson Chumba, the 2015 Chicago Marathon champion, for the final two and a half miles until Kirui launched an attack that Chumba could not match. Kirui returned last year to defend his title, but he failed to equal Galen Rupp's lethal kick at the end, finishing a few strides away from the win in second place.

Kirui consistently performs well in both tactical and paced races; he finished fourth in London to commence his 2018 season (running his fastest time since 2009, 2:07:07), and he owns a personal best of 2:05:04 from the 2009 Rotterdam Marathon. He stands out as one of the most decorated athletes in the field – he took home a silver medal in the marathon at the 2012 London Olympics and he won both the 2009 and 2011 IAAF World Marathon Championships. In addition to his major championship wins, he won the 2008 Vienna Marathon, and he finished as the runner-up at the 2007 Berlin Marathon. Kirui has lined up at all of the AbbottWMM (although he started Boston in 2015, he did not finish).

### Personal

Kirui founded the Great Joy Educational Centre in Eldoret, Kenya. The Great Joy Educational Centre is a boarding school that helps children in poverty to receive a primary school education. Kirui regularly visits students to “speak with them and check on their happiness and well-being.”

### 2018 Races

Date	Race	Place	Time
04/22/18	London Marathon	4th	2:07:07
05/20/18	Manchester Great 10K	3rd	28:53

### Career marathons

Date	Race	Place	Time
04/22/18	London Marathon	4th	2:07:07
10/08/17	Chicago Marathon	2nd	2:09:48

Date	Race	Place	Time
04/23/17	London Marathon	4th	2:07:45
10/09/16	Chicago Marathon	1st	2:11:23
02/28/16	Tokyo Marathon	5th	2:08:06
10/18/15	Amsterdam Marathon	10th	2:10:55
04/20/15	Boston Marathon	-	DNF
10/19/14	Amsterdam Marathon	6th	2:09:45
02/23/14	Tokyo Marathon	10th	2:09:04
08/12/12	London Olympic Games	2nd	2:08:27
04/22/12	London Marathon	6th	2:07:56
09/04/11	Daegu IAAF World Championships	1st	2:07:38
11/07/10	New York City Marathon	9th	2:13:01
04/25/10	London Marathon	5th	2:08:04
08/22/09	Berlin IAAF World Championships	1st	2:06:54
04/05/09	Rotterdam Marathon	3rd	2:05:04
04/27/08	Vienna City Marathon	1st	2:07:38
02/17/08	Tokyo Marathon	-	DNF
01/18/08	Dubai Marathon	-	DNF
09/30/07	Berlin Marathon	2nd	2:06:51
04/29/07	Vienna Marathon	3rd	2:10:41
12/03/06	Singapore Marathon	3rd	2:15:22
09/24/06	Berlin Marathon	9th	2:17:47



### Geoffrey Kirui

Birthdate: 02/16/93

Citizenship: Kenya

Sponsor: Nike

### 2017 IAAF World Marathon Champion

#### Personal records

Marathon 2:06:27 (Amsterdam, 2016)

Half marathon 59:38 (New Delhi, 2015)

#### Career overview

Geoffrey Kirui experienced a significant career breakthrough when he won the laurel wreath at the 2017 Boston Marathon, shaking off American Galen Rupp in the 24th mile to cruise home to victory. That win set him up for what happened next: he took the crown at the 2017 IAAF World Marathon Championships in London. Kirui returned to Boston this spring to defend his title, but he failed to match the strides of a hard charging Yuki Kawauchi and he was forced to settle for second.

October marks Kirui's second attempt in Chicago – he made his marathon debut here in 2014, but he dropped out of the race shortly after the 30K mark.

#### 2018 Races

Date	Race	Place	Time
04/16/18	Boston Marathon	2nd	2:18:23

#### Career marathons

Date	Race	Place	Time
04/16/18	Boston Marathon	2nd	2:18:23
08/06/17	IAAF World Championship Marathon	1st	2:08:27
04/17/17	Boston Marathon	1st	2:09:37
10/16/16	Amsterdam Marathon	7th	2:06:27
04/10/16	Rotterdam Marathon	3rd	2:07:23
10/12/14	Chicago Marathon	-	DNF



### Tsukasa Koyama

Birthdate: 01/21/92

Citizenship: Japan

Sponsor: Subaru

### Personal records

Marathon 2:11:20 (Oita, 2018)

Half marathon 1:03:28 (Tachikawa, 2012)

#### Career overview

Tsukasa Koyama has only raced outside of Japan once to compete in the 2017 Sydney Marathon. Koyama struggled in Sydney, taking the first 5K out in 15:50 and running the final 5K in 18:21. He rebounded well with a fantastic showing this winter at the Beppu-Oita Marathon, running more even splits to come home fifth in 2:11:20. The Chicago Marathon marks his second start at an AbbottWMM and his first time racing in North America.

#### 2018 Races

Date	Race	Place	Time
02/04/18	Beppu-Oita Mainichi Marathon	5th	2:11:20
05/13/18	Sendai Half Marathon	18th	1:04:43

#### Career marathons

Date	Race	Place	Time
02/04/18	Beppu-Oita Mainichi Marathon	5th	2:11:20
09/17/17	Sydney Marathon	6th	2:20:06
02/26/17	Tokyo Marathon	26th	2:13:58
02/08/15	Nobeoka Marathon	11th	2:18:13



### Birhanu Legese

Birthdate: 09/11/94

Citizenship: Ethiopia

Sponsor: Nike

#### Personal records

Marathon	2:04:15 (Dubai, 2018)
Half marathon	59:20 (New Delhi, 2015)

#### Career overview

Birhanu Legese, the youngest athlete in this year's elite field, opened the year by making his marathon debut in Dubai, finishing sixth in a swift 2:04:15. Prior to moving up in distance, he specialized in the half marathon, winning titles in New Delhi (twice), Berlin and the United Arab Emirates. He holds a personal best in the half of 59:20.


Legese made his international debut in 2012 as a teenager, winning a road 10K in Paris in 28:23. He focused on the track and the 10K the first three years of his career before making the leap to the half marathon in 2015.

#### 2018 Races

Date	Race	Place	Time
01/26/18	Dubai Marathon	6th	2:04:15
05/27/18	Bangalore World 10K	2nd	28:38

#### Career marathons

01/26/18	Dubai Marathon	6th	2:04:15
----------	----------------	-----	---------



### Tyler McCandless

Birthdate: 10/14/86

Citizenship: United States

Residence: Boulder, CO

Twitter: TrackTy

#### Personal records

Marathon	2:12:28 (Sacramento, 2017)
Half marathon	1:03:14 (Naples, 2015)

#### Career overview

Tyler McCandless, a three-time winner and course record holder of the Kauai Marathon, had a breakthrough at the 2017 USATF Marathon Championships (hosted by the California International Marathon), chopping three minutes from his personal best to place second in 2:12:28. McCandless, an All-American in the 10,000m at Penn State, has steadily improved since he embarked on his professional running career more than 10 years ago. He has qualified for three Olympic Trials in the marathon (including 2020), and, unlike many elite runners, he balances his training with a demanding corporate career. McCandless holds a PhD in Meteorology. Most recently, he won the popular Bolder Boulder citizen's race.

McCandless lists the following as his favorite quote: "First with the head, then with the heart, that's how you stay ahead from the start" - Power of One

#### 2018 Races

Date	Race	Place	Time
01/14/18	Naples Half Marathon	5th	1:09:07
02/03/18	Pensacola Double Bridge Run 15K	1st	46:03
02/18/18	Snowmen Stampede 10K	1st	31:47
03/17/18	Sharin 'O' the Green 5K	1st	15:01
04/08/18	Cherry Blossom 10M	17th	48:34
05/12/18	Fifth Third River Bank Run	4th	1:15:23
05/23/18	Bolder Boulder 10K (citizen's race)	1st	30:54

#### Career marathons

Date	Race	Place	Time
12/03/17	USATF Marathon Championships (CIM)	2nd	2:12:28
11/05/16	New York City Marathon	28th	2:25:56
05/03/15	Pittsburgh Marathon	4th	2:18:29
10/05/14	Twin Cities Marathon	5th	2:15:26
10/06/13	Twin Cities Marathon	12th	2:16:46
09/01/13	Kauai Marathon	1st	2:21:33
09/02/12	Kauai Marathon	1st	2:23:52
01/14/12	U.S. Olympic Trials Marathon	50th	2:19:56
12/04/11	Dallas Marathon	3rd	2:24:28
09/04/11	Kauai Marathon	1st	2:23:19

Date	Race	Place	Time
06/18/11	Grandma's Marathon	11th	2:17:09
05/15/11	Pittsburgh Marathon	20th	2:38:30
12/05/10	California International Marathon	6th	2:17:22



### Luke Puskedra

Birthdate: 02/08/90  
 Citizenship: United States  
 Residence: Eugene, OR  
 Twitter: @lukepuskedra

### Personal records

Marathon	2:10:24 (Chicago, 2015)
Half marathon	1:01:29 (Houston, 2016)

### Career overview

Luke Puskedra arrived in Grant Park in 2015 with a 2:15:27 PR and the confidence that he was ready to exchange that time for a much better one. In a race without pacesetters for the first time in more than two decades, Puskedra settled into the lead pack, his lanky 6'4" inch frame towering over the much smaller runners around him. With a calm cadence, he passed the half in 1:05:13, and he remained in the lead group until Dickson Chumba threw down a 4:35 20th mile to shake things up. Puskedra kept a consistent, steady pace, enough to run a five-minute PR, 2:10:24, earn a top five finish and turn in the fastest time by an American in 2015. Puskedra returned to Chicago in 2016 seeking another breakthrough race, but he struggled to reclaim his 2015 form. He finished 19th in 2:20:18. He bettered that time slightly in 2017 (2:17:53), but he has struggled to find his legs again since his breakthrough run in 2015.

Puskedra gained a broader audience three years ago when he emerged as the comeback story of the year: after a highly anticipated, but disappointing debut at the 2014 New York City Marathon (2:28:54), he briefly quit the sport and gained 23 pounds. But he didn't give up. He slowly climbed his way back, and he was a favorite to make the 2016 U.S. Olympic marathon team, but he finished one spot off the podium in fourth place – his Olympic dream postponed until 2020.

Puskedra graduated from the University of Oregon in 2012, where he was an 11-time NCAA All-American; he made a seamless transition to the roads even before he finished his collegiate career. During his senior year, he excited fans with his half marathon debut in Houston, finishing in fourth place in 1:01:36.

### 2018 Races

Date	Race	Place	Time
09/03/18	New Haven US 20 km Road Running Ch.	14th	1:03:31
08/04/18	Cape Elizabeth Beach to Beacon 10K	15th	30:21
04/08/18	Washington Cherry Blossom 10M	22nd	49:28
01/14/18	Houston Half Marathon	34th	1:03:40

### Career marathons

Date	Race	Place	Time
10/08/17	Chicago Marathon	20th	2:17:53
04/17/17	Boston Marathon	9th	2:14:45
10/09/16	Chicago Marathon	19th	2:20:18

Date	Race	Place	Time
02/13/16	Los Angeles U.S. Olympic Marathon Trials	4th	2:14:12
10/11/15	Bank of America Chicago Marathon	5th	2:10:24
06/20/15	Duluth Grandmas Marathon	6th	2:15:27
11/02/14	New York City Marathon	36th	2:28:54



**Suguru Osako**  
 Birthdate: 5/23/91  
 Citizenship: Japan  
 Sponsor: Nike

#### Personal records

Marathon	2:07:19 (Fukuoka, 2017)
Half marathon	1:01:13 (Marugame, 2017)

#### Career overview

Suguru Osako, based in Portland, Oregon and training with the Nike Oregon Project, is a 2016 Olympian and the Japanese record holder in the 3000m and 5000m. He competed in the 5000m and 10,000m in Rio after winning both events at Japan's national championships. He made his marathon debut at the 2017 Boston Marathon, landing on the podium in third in 2:10:28. At the time, he was the first Japanese man to finish among the top three since Toshihiko Seko won Boston in 1987. Osako is highly regarded as a rising star on the marathon scene.

Osako, who trains with defending champion Galen Rupp, closed out 2017 with an impressive personal best and third place finish at the Fukuoka Marathon, 2:07:19. Similar to Yuki Kawauchi, Osako is following an unconventional path for a Japanese elite runner by not running with a corporate team.

#### 2016 Races

Date	Race	Place	Time
02/09/18	Seattle Husky Classic 5000m	9th	13:48.4
03/24/18	Valencia IAAF World Half Marathon Championships	24th	1:01:56
04/19/18	Azusa Bryan Clay Invitational 5000m	3rd	13:29.1
05/03/18	Palo Alto Payton Jordan Invitational 10,000m	-	DNF
07/14/18	Shibetsu Hokuren Distance Challenge 5000m	1st	13:53.0
07/14/18	Shibetsu Hokuren Distance Challenge 10,000m	1st	28:26.4

#### Career marathons

Date	Race	Place	Time
12/03/17	Fukuoka Marathon	3rd	2:07:19
04/17/17	Boston Marathon	3rd	2:10:28



**Mohamed Reda**  
 Birthdate: 11/12/89  
 Citizenship: Morocco

#### Personal records

Marathon	2:09:18 (Tokyo, 2018)
Half marathon	1:00:38 (Marrakesh, 2018)

#### Career overview


Mohamed Reda doesn't have the name recognition of some of the other international stars in this year's field, but he is still learning the distance and he has shown promise. Reda started his professional career on the track in 2010, concentrating on the 1500m and 5000m. He ran his first half marathon in 2015, and then ran four half marathons in 2016, lowering his PR from 1:04:43 to 1:01:51. Reda followed a successful 2016 season with three marathons in 2017, including a debut at the Daegu Marathon in 2:09:50 to finish third. His strong debut meant a shot at competing in the IAAF World Marathon Championships in London. While he struggled in London and came home in 30th, he made up for it this year. Reda greeted 2018 with a PR in the half marathon, 1:00:38, the marathon, 2:09:18 and the 10K, 28:23. The Chicago Marathon marks his second time competing in an AbbottWMM.

#### 2018 Races

Date	Race	Place	Time
01/28/18	Marrakesh Half Marathon	2nd	1:00:38
02/25/18	Tokyo Marathon	11th	2:09:18
04/22/18	Yangzhou Half Marathon	14th	1:04:10
05/26/18	Ottawa 10K	3rd	28:23

#### Career marathons

Date	Race	Place	Time
02/25/18	Tokyo Marathon	11th	2:09:18
09/17/17	Beijing Marathon	8th	2:16:25
08/06/17	IAAF World Marathon Championships London	30th	2:17:50
04/02/17	Daegu Marathon	3rd	2:09:50



**Galen Rupp**  
 Birthdate: 05/08/86  
 Citizenship: United States  
 Residence: Eugene, OR  
 Coach: Alberto Salazar  
 Sponsor: Nike

#### 2016 Olympic Games Marathon Bronze medalist

#### 2017 Chicago Marathon Champion

#### 2017 U.S. 20K Champion

#### 2012 Olympic Games 10,000m Silver medalist

#### 2009 – 2016 U.S. 10,000m champion

#### 2012 U.S. 5000m Champion

#### American Records: 10,000m, indoor 3000m, indoor two-mile, indoor 5000m

#### Personal records

Marathon	2:06:07 (Prague, 2018)
Half marathon	59:47 (Ostia, 2018)
10,000m	26:44.36 (Eugene, 2012)
5000m	12:58.90 (Eugene, 2012)

#### Career overview

Galen Rupp's commitment to Chicago this year came on the heels of his impressive victory and personal best at the Prague Marathon on May 6. He ran to a convincing win, stopping the clock in 2:06:07 to become the third fastest American ever (behind Khalid Khannouchi and Ryan Hall) and the second fastest American ever on a record eligible course. Rupp, a member of the Nike Oregon Project, returns to Chicago to defend his title, and, with the return of pacers, to potentially take down Khannouchi's American record (2:05:38).

Rupp, the 2016 Olympic Marathon bronze medalist and 2012 Olympic 10,000m silver medalist, stamped his name in Chicago Marathon history with less than three miles to go last fall to become the first American male to win since Khannouchi broke the tape in 2002, ending a long drought for U.S. men. He finished in 2:09:20. His victory added an exclamation point to an already stellar marathon career. He won his inaugural marathon at the 2016 U.S. Olympic Marathon Trials, took home a bronze medal in his second 26.2 mile journey in Rio and finished second in Boston in 2017. He currently owns four American records in the 10,000m (26:44.36), indoor 3,000m (7:30.16), indoor two-mile (8:07.41) and indoor 5,000m (13:01.26). He is the 15th fastest man in history over 10,000m, and his 5000m PR, 12:58.90, puts him in an exclusive category of American runners – he is one of only six Americans to break 13:00 for the distance. In March, Rupp narrowly missed breaking Ryan Hall's American record by four seconds in the half marathon, running 59:47 to become only the third American to break 60 minutes and the second fastest American in history.

At the 2012 London Olympics, Rupp became the first American since 1964 to earn a medal in the 10,000m; he captured the silver (his training partner at the time, Mo Farah, took the gold) after throwing down a final 400m lap in a blazing 53.8 seconds.



**2018 Races**

Date	Race	Place	Time
01/26/18	Seattle UW Invitational 5000m	2nd	13:34.8
03/11/18	Roma-Ostia Half Marathon	1st	59:47
04/16/18	Boston Marathon	-	DNF
05/06/18	Prague Marathon	1st	2:06:07

**Career marathons**

Date	Race	Place	Time
05/06/18	Prague Marathon	1st	2:06:07
04/18/18	Boston Marathon	-	DNF
10/08/17	Chicago Marathon	1st	2:09:20
04/17/17	Boston Marathon	2nd	2:09:58
08/21/16	Rio de Janeiro Olympic Games	3rd	2:10:05
02/13/16	Los Angeles U.S. Olympic Marathon Team Trials	1st	2:11:13

**Stephen Sambu**

Birthdate: 07/07/88  
 Citizenship: Kenya  
 Residence: Tucson, AZ  
 Coach: James Li  
 Agent: Karen Locke  
 Sponsor: Nike  
 Twitter: @Sksambu

**Personal records**

Marathon	2:11:07 (Chicago, 2017)
Half marathon	1:00:41 (Boston, 2013)
10,000m	26:54.61 (Eugene, 2014)
8K road (world best)	22:01.1 (Boston, 2014)

**Career overview**

Stephen Sambu, a native of Kenya living and training in Arizona, is a four-time winner of the Bank of America Shamrock Shuffle 8K (with three of the 14 fastest times in course history), and he returns to Chicago as a fan favorite. He made his marathon debut here in 2016 with a fifth place finish in 2:13:35, and he returned in 2017 to accrue another fifth place in a personal best, 2:11:07.

Sambu ran into the record books in 2014 when he posted a 22:01.1 8K en route to a 10K victory at the B.A.A. 10K. His time stands as the current world best, making him the fastest man in history over the 8K distance.

Prior to bursting onto the professional road running circuit, Sambu spent some time in Illinois at Rend Lake Junior College where he captured 10 individual national championships, including two NJCAA national cross country titles. He finished his career at the University of Arizona as a nine-time NCAA All-American, and the 2011 PAC 10 10,000m champion and the 2012 PAC 12 10,000m champion. Sambu holds PRs of 13:13 in the 5,000m, 26:54 in the 10,000m and 1:00:41 in the half marathon.

**2018 Races**

Date	Race	Place	Time
01/14/18	Houston Half Marathon	7th	1:00:41
03/25/18	Shamrock Shuffle 8K (Chicago)	1st	23:10
04/16/18	Boston Marathon	14th	2:28:07
04/29/18	New York Healthy Kidney 10K	6th	29:08:00
06/24/18	Boston B.A.A. 10K	3rd	28:36:00
08/04/18	Beach to Beacon	2nd	28:27

**Career marathons**

Date	Race	Place	Time
04/16/18	Boston Marathon	14th	2:28:07
10/8/17	Chicago Marathon	5th	2:11:07
10/9/16	Chicago Marathon	5th	2:13:35



### Parker Stinson

Birthdate: 03/03/92

Citizenship: United States

Residence: Boulder, CO

Twitter: @parkerstinson

#### Personal records

Marathon	2:18:07 (Sacramento, 2017)
Half marathon	1:02:38 (Pittsburgh, 2018)

#### Career overview

Parker Stinson - a nine-time All-American, a three-time U.S. junior 10,000m champion and a junior Pan American Games 10,000m champion - made his marathon debut last year at the USATF Marathon Championships. While the results tell one story about how the race ended, anyone who watched the race unfold saw something else. Stinson may have finished 31st in 2:18:07, but he ran most of the race like a maverick and hit mile 22 on 2:09 pace; at that point, he was running inside of an arena that few Americans have ventured. But proving that elite athletes are mere mortals, he struggled with cramps and side stitches and had to stop several times over the final four miles. After the race, he said, "I wasn't on a suicide mission, but I expected to die a little bit out there. I felt good . . . until I didn't." Stinson's pure guts running style supplies an element of excitement to this year's American field. Stinson holds a 1:02:38 PR in the half marathon (run in May at the USATF Half Marathon Championships where he lost by one second) and a 27:54 PR in the 10,000m.

#### 2018 Races

Date	Race	Place	Time
01/14/18	Naples Half Marathon	1st	1:03:34
02/24/18	Gasparilla Half Marathon	2nd	1:03:41
03/18/18	NYC Half Marathon	11th	1:03:44
05/06/18	USATF Half Marathon Championships	2nd	1:02:38
07/10/18	Utica Boilermaker 15K	14th	44:54
08/04/18	Beach to Beacon	6th	29:15

#### Career marathons

Date	Race	Place	Time
12/03/17	USATF Marathon Championships - CIM	9th	2:18:07



### Yohei Suzuki

Birthdate: 05/23/94

Citizenship: Japan

#### Personal records

Marathon	2:14:56 (Ehime, 2017)
Half marathon	1:01:53 (Marugame, 2018)

#### Career overview

Suzuki is young and on the move. He gained recognition in 2017 after battling with "citizen runner" and legend Yuki Kawauchi in the early miles of the Ehime Marathon. Suzuki, a talented university runner, faded over the second half. Brett Lerner, author of the popular running blog Japan Running News, described his push to the finish in his debut this way: "spurred on by his hometown crowds, which race announcers estimated at three times the usual size, he pushed on alone through the second-half darkness that comes in an over paced marathon debut. Raising his fist in the air as he came to the finish line he took 2nd in 2:14:56, almost two minutes under the 52-year-old course record. A loss to an athlete of Kawauchi's ability was no shame, and you can only hope that Suzuki takes the pride and satisfaction he should in his run."

Suzuki lined up for another 26.2 mile race in March, finishing fourteenth at the Otsu Lake Biwa Marathon. Prior to running the marathon, he set a personal best in the half marathon, 1:01:53. The Chicago Marathon is his first AbbottWMM competition.

#### 2018 Races

Date	Race	Place	Time
02/04/18	Marugame Half Marathon	9th	1:01:53
03/04/18	Otsu Lake Biwa Marathon	14th	2:15:16
04/22/18	Gifu Seiryu Half Marathon	9th	1:03:34

#### Career marathons

Date	Race	Place	Time
03/04/18	Otsu Lake Biwa Marathon	14th	2:15:16
02/12/17	Ehime Marathon	2nd	2:14:56

## Women's biographies



### Amy Cragg

Birthdate: 01/21/84  
Citizenship: United States  
Sponsor: Nike  
Twitter: @hastyhastings

### Personal records

Marathon	2:21:42 (Tokyo, 2018)
Half marathon	1:08:27 (Marugame, 2017)

### Career overview

Amy Cragg, a member of Nike's Bowerman Track Club since 2015, joins this year's elite field after opening her 2018 season by smashing her personal best to finish third at the Tokyo Marathon in 2:21:42 (making her the fifth fastest American woman in history). She competed in Chicago for the first time in 2014, finishing fourth in 2:27:03. Since then, she has experienced global success, winning the 2016 U.S. Olympic Marathon trials, finishing ninth at the 2016 Rio Olympics and ending a 34-year medal drought for the U.S. after taking home a bronze medal at the 2017 IAAF World Championships Marathon.

Cragg competed in her first Olympics in the 10,000m in 2012, and she is the fifth fastest American woman over 10,000m with a 31:10 personal best. The last time three American women finished in the top five in Chicago was 1994, and the last time U.S. women claimed the top two spots was 1992. Chicago's history could be rewritten with Cragg, Thweatt and Jorgensen headlining this year's American field.


Cragg was a 10-time NCAA All-American in cross-country and track and the 2006 NCAA indoor 5000-meter champion while at Arizona State University. One of her teammates was top U.S. marathoner and 2018 Boston Marathon winner Desiree Linden.

### 2018 Races

Date	Race	Place	Time
02/25/18	Tokyo Marathon	3rd	2:21:42
04/19/18	Azusa Bryan Clay Invitational 5000m	-	DNF

### Career marathons

Date	Race	Place	Time
02/25/18	Tokyo Marathon	3rd	2:21:42
08/06/17	IAAF World Championships London	3rd	2:27:18
08/14/16	Rio de Janeiro Olympic Games	9th	2:28:25
02/13/16	Los Angeles U.S. Olympic Marathon Team Trials	1st	2:28:27
04/20/15	Boston Marathon	-	DNF
10/12/14	Chicago Marathon	4th	2:27:03
11/03/13	New York City Marathon	19th	2:42:50
11/18/12	Yokohama Women's Marathon	-	DNF
01/14/12	Houston U.S. Olympic Team Trials Marathon	4th	2:27:17
03/20/11	Los Angeles Marathon	2nd	2:27:03



### Sarah Crouch

Birthdate: 08/22/89  
Citizenship: United States  
Twitter: @sarahcrouch89

### Personal records

Marathon	2:32:44 (Chicago, 2014)
Half marathon	1:11:31 (Duluth, 2018)

### Career overview

Sarah Crouch made a name for herself in the marathon at the 2014 Chicago Marathon. She lopped almost 12 minutes off of her previous PR and placed seventh in a personal best, 2:32:44. Since then, she has returned to Chicago three times. She enjoyed another strong performance in 2015, finishing 12th in 2:32:51; she finished ninth in 2016 in 2:33:48; and she finished 13th last fall in 2:38:27. Crouch started 2018 with a seventh place finish at the Houston Marathon in 2:35:22, and then she experienced a significant stride forward in June at the Garry Bjorklund Half Marathon. She finished second in a personal best, 1:11:31. It was her first PR over any distance in four years. She later wrote on Instagram: "I took the first mile out in 5:17 and never looked back, pushing as hard as I could for as long as I could . . . at the press conference I really put myself out there, looking into the cameras and reporters and saying 'I'm stupid fit. If I don't PR tomorrow it will be because I didn't step up.'"

Crouch, a 13-time All-American at Western Washington University and a 2011 NCAA Division II National Champion in the 10,000m, started running professionally with ZAP-Reebok fresh out of college. In one of her first races as a professional runner, she finished fifth at the U.S. 10 Mile Championships. In 2011, she made her marathon debut in New York and qualified for the U.S. Olympic Marathon Trials, and in 2012, she qualified for the U.S. Olympic Trials in the 10,000m.

### Personal

Crouch's mom became an elite masters marathoner at the age of 42, posting a 2:49 marathon time. Her grandma began running in her 50s and completed several ultra-marathons. Crouch herself knows how to ride a unicycle and play the trombone.

### 2018 Races

Date	Race	Place	Time
01/14/18	Houston Marathon	7th	2:35:22
05/12/18	Fifth Third River Bank Run	3rd	1:27:02
06/16/18	Garry Bjorklund Half Marathon	2nd	1:11:31

### Career marathons

Date	Race	Place	Time
01/14/18	Houston Marathon	7th	2:35:22
10/08/17	Chicago Marathon	13th	2:38:27
01/15/17	Houston Marathon	5th	2:38:37
10/09/16	Chicago Marathon	9th	2:33:48

04/18/16	Boston Marathon	11th	2:37:36
10/11/15	Chicago Marathon	12th	2:32:51
02/08/15	Tallahassee Marathon	1st	2:46:59
10/12/14	Chicago Marathon	7th	2:32:44
11/06/11	New York City Marathon	22nd	2:44:25



## Vianey De La Rosa Rojas

Birthdate: 08/04/86

Citizenship: Mexico

### Personal records

Marathon	2:32:01 (Houston, 2015)
Half marathon	1:11:52 (Cardiff, 2016)

### Career overview

Vianey De La Rosa Rojas has been knocking at the door of a sub 2:30 marathon since 2015 – a feat that only six women from Mexico have accomplished in its history. She came close in Houston when she finished in her personal best, 2:32:01. That race helped punch her ticket to the IAAF World Half Marathon Championships in Cardiff. She represented her country well, finishing 21st in a PR, 1:11:52. De La Rosa Rojas has focused most of her energy on the track this spring and summer, taking second place in the 10,000m and third place in the 5000m at the Monterrey Mexican Championships.

### 2018 Races

Date	Race	Place	Time
02/18/18	Guadalajara Half Marathon	10th	1:14:39
04/19/18	Torrance Mt. SAC Relays 10,000m	4th	33:03.7
04/20/18	Torrance Mt. SAC Relays 5000m	3rd	15:56.9
04/27/18	Xalapa 5000m	2nd	16:47.1
06/01/18	Monterrey Mexican Ch.	3rd	17:11.3
06/03/18	Monterrey Mexican Ch.	2nd	34:30.7
07/29/18	Barranquilla CAC Games	3rd	34:10.7

### Career marathons

Date	Race	Place	Time
10/25/15	Frankfurt Marathon	14th	2:34:56
07/18/15	Toronto Pan American Games	9th	2:51:42
01/18/15	Houston Marathon	8th	2:32:01
09/29/13	Berlin Marathon	6th	2:32:35
03/03/13	Torreón Maratón Lala	2nd	2:37:30
09/02/12	Ciudad de México Marathon	5th	2:46:36



### Shure Demise

Birthdate: 01/21/96

Citizenship: Ethiopia

Agent: Gianni Demadonna

#### Personal records

Marathon	2:20:59 (Dubai, 2015)
Half marathon	1:08:53 (Ostia, 2014)

#### Career overview

Shure Demise experienced a breakout performance in her marathon debut at the 2015 Dubai Marathon, producing the fastest time ever recorded by a U20 athlete, clocking 2:20:59 to finish fourth. Amazingly, Demise ran without drinking water during her debut record – something she has modified over the past three years to ensure she is staying hydrated. Demise didn't stand out at the 2015 Boston Marathon, but she also didn't race poorly – she came home in eighth in her first AbbottWMM. She capped an impressive 2015 with a win at the Toronto Waterfront Marathon in 2:23:37. Her introduction to racing in North America was very, very cold. As a courtesy, race organizers bought her a hat and gloves to wear. She later recalled, "The weather part was very cold, that's what I remember most. I had never worn a hat and gloves before (in a race) at that time. I will definitely have them in my luggage this time."


Since then, she has fared well on the global stage, defending her title at the Toronto Marathon in 2016, finishing second in Dubai in 2017 and performing well at the 2017 IAAF World Marathon Championships, finishing fifth. She opened her 2018 season with a fourth place at the Tokyo Marathon.

#### 2018 Races

Date	Race	Place	Time
02/25/18	Tokyo Marathon	4th	2:22:07
04/17/18	Addis Ababa Ethiopian Ch. 10,000m	6th	33:46
05/19/18	Goteburg Half Marathon	9th	1:13:01

#### Career marathons

Date	Race	Place	Time
02/25/18	Tokyo Marathon	4th	2:22:07
08/06/17	IAAF World Championships London	5th	2:27:58
01/20/17	Dubai Marathon	2nd	2:22:57
10/16/16	Toronto Waterfront Marathon	1st	2:25:16
02/28/16	Tokyo Marathon	6th	2:25:04
10/18/15	Toronto Waterfront Marathon	1st	2:23:37
04/20/15	Boston Marathon	8th	2:27:14
01/23/15	Dubai Marathon	4th	2:20:59



### Birhane Dibaba

Birthdate: 09/11/93

Citizenship: Ethiopia

Agent: Federico Rosa

Sponsor: Nike

#### Personal records

Marathon	2:19:51 (Tokyo, 2018)
Half marathon	1:07:47 (Yangzhou, 2016)

#### Career overview

Birhane Dibaba took home a pair of third place finishes in Chicago in 2014 and 2015, and she arrives this fall with something only 27 women have accomplished in history: a sub 2:20 PR. Dibaba joined this exclusive club after winning the Tokyo Marathon this winter in 2:19:51. She primarily races the marathon distance, and she has finished in the top five of 13 of the 14 marathons she has run.

#### 2018 Races

Date	Race	Place	Time
02/25/18	Tokyo Marathon	1st	2:19:51
04/17/18	Addis Ababa Ethiopian Ch. 10,000m	5th	33:34.6
04/22/18	Yangzhou Half Marathon	4th	1:09:32
05/20/18	Manchester Great 10K	4th	32:31

#### Career marathons

Date	Race	Place	Time
02/25/18	Tokyo Marathon	1st	2:19:51
08/06/17	IAAF World Championships London	10th	2:29:01
02/26/17	Tokyo Marathon	2nd	2:21:19
09/25/16	Berlin Marathon	2nd	2:23:58
02/28/16	Tokyo Marathon	5th	2:23:16
10/11/15	Chicago Marathon	3rd	2:24:24
02/22/15	Tokyo Marathon	1st	2:23:15
10/12/14	Chicago Marathon	3rd	2:27:02
02/23/14	Tokyo Marathon	2nd	2:22:30
10/27/13	Frankfurt Marathon	3rd	2:23:01
03/10/13	Nagoya International Women's Marathon	2nd	2:23:51
11/18/12	Valencia Marathon	1st	2:29:22
06/17/12	Sao Paulo Marathon	2nd	2:34:58
03/25/12	Barcelona Marathon	4th	2:33:07



### Jess Draskau Petersson

Birthdate: 09/8/77

Citizenship: Denmark

#### Personal records

Marathon	2:30:07 (Chicago, 2015)
Half marathon	1:12:52 (København, 2014)

#### Career overview

Jess Draskau Petersson, a late bloomer in the sport, returns to the Chicago Marathon after finishing 14th last fall (and as the second master to cross the line). In 2015, she set her PR in Chicago and finished in the top 10.

Draskau Petersson has dual Danish and British citizenship, and she represented Denmark in the marathon at the 2012 London Olympics and the 2016 Rio Olympics (finishing 39th and 40th, respectively). She started her career as an elite duathlete and triathlete; she has collected 11 Ironman finishes and competed in five Duathlon World Championships, winning three individual silver medals and a team silver and gold. In spite of a stellar record as a multi-sport specialist, she eventually found her stride in marathon competitions. She struggled with some significant setbacks early in her career: she was hit five times in three years by cars and motorbikes and one accident in 2007 required knee surgery. She lost four years of competition as a result, and didn't return to the roads until 2011. With her focus singularly on marathons, she has massively improved her times since her debut in 2003.

#### 2018 Races

Date	Race	Place	Time
04/16/18	Boston Marathon	53rd	2:57:29

#### Career marathons

Date	Race	Place	Time
04/16/18	Boston Marathon	53rd	2:57:29
12/10/17	Malaga Marathon	3rd	2:46:46
10/08/17	Chicago Marathon	14th	2:38:31
10/09/16	Chicago Marathon	-	DNF
08/14/16	Rio de Janeiro Olympic Marathon	40th	2:36:14
10/11/15	Chicago Marathon	9th	2:30:07
08/16/14	Zürich European Championships	8th	2:30:53
08/05/12	London Olympic Marathon	39th	2:31:43
04/22/12	London Marathon	23rd	2:34:56
09/25/05	Berlin Marathon	10th	2:42:00
01/30/05	Las Vegas Marathon	5th	2:44:42
04/13/03	London Marathon	20th	2:46:10



### Kristen Heckert

Birthdate: 11/07/86

Citizenship: United States

Residence: Bolingbrook, IL

Coach: Michael Lucchesi

#### Personal records

Marathon	2:38:54 (Chicago, 2017)
Half marathon	1:15:52 (Highland Park, 2015)

#### Career overview

Heckert, a local runner with the Second City Track Club, will compete in her seventh Bank of America Chicago Marathon. She ended her 2017 season in Chicago with an impressive performance that saw her dip under 2:40 for the second year in a row and soar to a 16th place finish and a 2:38:54 PR. Heckert has improved her marathon performances every year since making her debut in Chicago in 2011 in 2:51:04.

In 2016, she finished 27th at the U.S. Olympic Marathon Trials. Two hundred and five women qualified for the Trials and 198 started the race. While many runners became casualties of the heat and humidity in Los Angeles, Heckert thrived. After the Trials, she posted her best 8K time, 26:35, en route to a second place finish at the Bank of America Shamrock Shuffle 8K. She has proved herself on the local Chicago scene in both 2016 and 2017, taking victories at the Big Ten 10K, the 10,000m in Naperville in a PR, 33:03; the North Shore Half Marathon in 1:16:50; the Ravenswood Run 5K in a PR, 15:59; and the Elmhurst 4 on the Fourth in a near PR, 21:41. Heckert's best in the half marathon is 1:15:52. Most recently in 2018, she turned in a strong performance at the Bix 7, finishing 13th in a competitive field in 40:42.

Heckert competed at Murray State University, College of DuPage and University of Illinois at Chicago. She says overtraining and being "hard headed" contributed to her collegiate struggles. She also came to the sport later. In high school, she focused on basketball and the 300m hurdles and 400m run. She credits her coach (and husband), Michael Lucchesi, with her rise from good local athlete to national elite.

Heckert teaches math and coaches cross country at Plainfield South High School.

#### 2018 Races

Date	Race	Place	Time
02/02/18	University of ND Mevo Invite 5000m	3rd	16:47
04/06/18	Shamrock Shuffle 8K (Chicago)	5th	26:58
04/29/18	Ravenswood Run 5K	2nd	16:56
07/28/18	Quad City Times Bix 7	13th	40:42

#### Career marathons

Date	Race	Place	Time
10/08/17	Chicago Marathon	16th	2:38:54

Date	Race	Place	Time
10/09/16	Chicago Marathon	15th	2:39:37
02/13/16	Los Angeles U.S. Olympic Marathon Trials	27th	2:43:39
10/12/14	Chicago Marathon	23rd	2:42:32
10/13/13	Chicago Marathon	15th	2:44:13
10/07/12	Chicago Marathon	18th	2:47:56
10/09/11	Chicago Marathon	38th	2:51:04



## Gwen Jorgensen

Birthdate: 04/25/86

Citizenship: United States

Twitter: @gwenjorgensen

Sponsor: Nike

## Personal records

Marathon	2:41:01 (New York, 2016)
Half marathon	1:10:58 (Pittsburgh, 2018)

## Career overview

Gwen Jorgensen joins one of the deepest American women's fields in the history of the Bank of America Chicago Marathon, and her potential in the marathon remains unknown. She debuted at the New York City Marathon just nine weeks after she won gold in Rio in the triathlon. Given her lack of marathon specific training, she impressed with a 14th place finish and 2:41:01 time.

Jorgensen grew into a legend as a triathlete: in addition to her gold medal (the only Olympic gold in the triathlon in U.S. history), she also won two world titles and an unprecedented 17 ITU World Triathlon Series races. She took most of 2017 off to welcome her first child, and since making the leap into a full-time professional running career, she won the 2018 Stanford Invitational 10,000m in 31:55, she finished fifth in the Peachtree road race, she finished seventh in the 10,000m at the USATF championships and she finished fourth in her half marathon debut at the U.S. Half Marathon Championships in 1:10:58. Jorgensen trains with Cragg and Shalane Flanagan as part of Nike's Bowerman Track Club.

## 2018 Races

Date	Race	Place	Time
08/04/18	Cape Elizabeth Beach to Beacon	8th	33:21
07/04/18	Atlanta Peachtree Road Race	5th	33:10
06/21/18	Des Moines USA Ch.	7th	32:24.1
05/07/18	U.S. Half Marathon Ch.	4th	1:10:58
03/30/18	Palo Alto Stanford Invitational	1st	31:55.7
02/09/18	Seattle Husky Classic	2nd	15:15.6

## Career marathons

Date	Race	Place	Time
11/06/16	New York City Marathon	14th	2:41:01





## Florence Kiplagat

Birthdate: 02/27/87

Citizenship: Kenya

Agent: Jos Hermens

Sponsor: Nike

Date	Race	Place	Time
04/31/13	London Marathon	6th	2:27:05
04/22/12	London	4th	2:20:57
09/25/11	Berlin Marathon	1st	2:19:44
04/18/11	Boston Marathon	DNF	

**2015 & 2016 Bank of America Chicago Marathon Champion**

**2010 IAAF World Half Marathon Champion**

**2009 IAAF World Cross Country Champion**

### Personal records

Marathon	2:19:44 (Berlin, 2011)
Half marathon	1:05:09 (Barcelona, 2015)
10,000m	30:11.53 (Utrecht, 2009)

### Career overview

Florence Kiplagat, winner of the 2015 and 2016 Chicago Marathons, returned to the streets of Chicago last fall to make it a three-peat, but she dropped out of the race after the 25K mark, citing a muscular injury that ultimately prevented her from defending her Barcelona Half Marathon title this winter. She has not competed in 2018 so this year's race marks her return to competition.

Kiplagat is the 19th fastest woman in history over the marathon distance with a personal best of 2:19:44. Prior to 2017, she dazzled fans in Chicago with an aggressive front-running style that saw her put in 26.2 miles of hard work; her winning time from 2016, 2:21:32, was the thirteenth fastest female time in Chicago Marathon history (now the 16th fastest time) and the fifth fastest time run in 2016.

Kiplagat, the 2010 IAAF World Half Marathon champion, held the half marathon world record until 2017 (her PR of 1:05:09 now ranks her seventh on the all-time list). Her accolades include wins in Berlin in 2011 and 2013, and an IAAF World Cross Country title in 2009.

### 2018 Races

*No races recorded in 2018 (as of August 8, 2018)*

### Career marathons

Date	Race	Place	Time
10/08/17	Chicago Marathon	DNF	
04/23/17	London Marathon	9th	2:26:25
10/09/16	Chicago Marathon	1st	2:21:32
04/24/16	London Marathon	3rd	2:23:39
10/11/15	Chicago Marathon	1st	2:23:33
04/26/15	London Marathon	5th	2:24:15
10/12/14	Chicago Marathon	2nd	2:25:57
04/13/14	London	2nd	2:20:24
09/29/13	Berlin Marathon	1st	2:21:13





### Brigid Kosgei

Birthdate: 02/20/94  
Citizenship: Kenya  
Agent: Federico Rosa  
Sponsor: Nike

#### Personal records

Marathon 2:20:13 (London, 2018)  
Half marathon 1:06:35 (København, 2017)

#### Career overview

Brigid Kosgei wowed fans last year with a second place finish in Chicago and a new personal best, 2:20:22 (the sixth fastest time ever run in the Chicago Marathon). Before her impressive performance last fall, she won the Houston Marathon for the second time in 2:22:14 and finished eighth in Boston in 2:31:48. She opened her 2018 season with a boom, finishing second in London in 2:20:13.

Kosgei has finished first or second in seven of her eight career marathons. She began her running career on the grass, entering the Discovery Kenya cross country competition. Her talents were recognized early on and she transitioned to the roads in 2015. She won her first marathon in a modest 2:47:59, and then stunned her competitors at the 2016 Milan City Marathon when she set a 20 minute PR, 2:27:45, easily winning in a "gun-to-tape performance." Since then, she has been a global force to be reckoned with.

#### 2018 Races

02/09/19	Ras Al Khaimah Half Marathon	7th	1:06:49
04/22/18	London Marathon	2nd	2:20:13
07/29/18	Bogota Half Marathon	2nd	1:14:40

#### Career marathons

Date	Race	Place	Time
04/22/18	London Marathon	2nd	2:20:13
12/10/17	Honolulu Marathon	1st	2:22:14
10/08/17	Chicago Marathon	2nd	2:20:22
04/17/17	Boston Marathon	8th	2:31:48
12/11/16	Honolulu Marathon	1st	2:31:11
10/02/16	Lisbon Marathon	2nd	2:24:45
04/03/16	Milano City Marathon	1st	2:27:45
11/08/15	Porto Marathon	1st	2:47:59



### Alexi Pappas

Birthdate: 03/28/90  
Citizenship: Greece/United States  
Sponsor: Nike  
Twitter: @AlexiPappas

#### Marathon debut

#### Personal records

10,000m 31:36.16 (Rio, 2016)

#### Career overview

Alexi Pappas, a 2016 Olympian for Greece (she holds dual Greek-American citizenship), is familiar with the energy and enthusiasm of Chicago's running community. She is set to make her marathon debut in the city that saw her win the 2015 and 2016 Bank of America Shamrock Shuffle 8K. Pappas' first experience in Chicago was actually the 2014 Bank of America Chicago Marathon where she led a group of U.S. Olympic Trials hopefuls as a pacer. Pappas experienced an impressive Olympic debut performance in Rio in the 10,000m. She set the Greek national record and a new PR to finish 17th in 31:36.16. Pappas hasn't raced much since the 2016 Olympics.

A three-time All-American, Pappas etched her name in the Dartmouth record books by recording the third fastest times in the 3000m and 5000m, and, as a graduate student, she helped lead the 2012 Oregon Ducks to their first NCAA Cross Country Championship since 1987. In spite of her impressive collegiate record, Pappas was a late bloomer to the sport – she elected not to run her junior and senior years of high school after her coaches forced her to choose between running and soccer. "Among other things," Pappas recalled in an interview with the NYRR, "I was opposed to 13-or-14-year-old girls having to choose between sports – I was balancing and thriving in both of them, and wasn't ready to give up soccer yet. I played soccer . . . instead of running because it provided the incredible team experience that I later brought to running."

Off the roads, Pappas – a poet, writer, actress and filmmaker – is a creative force to be reckoned with. Her debut film with her husband, Jeremy Teicher, Tall as a Baobab Tree, earned strong reviews. Her most recent film, Tracktown, premiered in 2016 to a sold-out crowd. Pappas is currently writing a book of essays, "Bravey," in partnership with Random House. She has a solid fan base with more than 30,000 followers on Twitter and Instagram.

#### Personal

In a 2013 interview with The Raw Book, Pappas explained how she defines beauty: "I define beauty as bliss. As a runner, performer, and writer, I have been fascinated with happiness ever since my mom committed suicide. At four years old, I tried to comprehend how anybody could be so sad — and took it upon myself to become a beacon of happiness. . . Beauty was something I'd discover on my own. During college, I came across *Pleasure of the Text* by Roland Barthes, which describes the difference between happiness and bliss through the lens of writing. Barthes claims that writing about happy things limits writing's ability to emotionally touch a reader. Writing about happiness is safe whereas writing with bliss takes true courage, because it explores the very edges of happiness— I think beauty lies on this edge, along the borders of collapse. *Pleasure of the Text* completely undermined my worldview, the very mental pillar on which my four-year-old self understood life, and compelled me to leave

my safe zone in order to explore the unknown, take risks, and find beauty by creating bliss. Through this inspiration, I have learned how to create fulfilling work on the track, on paper, and on stage. It is in this realm of uncertainty that I have been able to find beauty in the everyday, and hopefully into the foreseeable and infinite future."

## 2018 Races

No races recorded in 2018 (as of August 8, 2018)



## Dayna Pidhoresky

Birthdate: 11/18/86

Citizenship: Canada

Twitter: @DaynaPidhoresky

## Personal records

Marathon	2:36:08 (Ottawa, 2017)
Half marathon	1:11:46 (Niagara Falls, 2011)

## Career overview

Dayna Pidhoresky's 2018 season is off to a strong start – she won the Around the Bay 30K in March, scored a personal best in the 10K at the Vancouver Sun Run, won the One America Mini Marathon in May and picked up a silver medal at the Canadian Half Marathon Championships on May 27.

Pidhoresky explained her 2018 season so far to a reporter this way: "... I have been very consistent. I haven't had that special race that I have been wanting where everything kind of shines, but I have put in a lot of solid races. The main thing is I have been healthy – no injuries at all for going on two years."

Pidhoresky suffered a sacral fracture in 2016, but she battled back seven months later to run a personal best, 2:36:08, in the marathon. That performance landed her on the Canadian team at the 2017 IAAF World Marathon Championships.

## 2018 Races

Date	Race	Place	Time
03/17/18	Vancouver St. Patrick's Day 5K	5th	16:39
03/25/18	Around the Bay 30K	1st	1:49:37
04/22/18	Vancouver Sun Run 10K	5th	33:11
04/29/18	Victoria Times-Colonist Garden City 10K	1st	33:20
05/05/18	One America Mini Marathon	1st	1:12:46
05/27/18	Calgary Canadian Half Marathon Ch.	2nd	1:14:42
06/16/18	Toronto Waterfront 10K	4th	33:41
07/22/18	Edmonton 10K	3rd	35:04

## Career marathons

Date	Race	Place	Time
08/06/17	IAAF World Championships London	70th	2:56:15
05/28/17	Ottawa Marathon	7th	2:36:08
10/16/16	Toronto Waterfront Marathon	8th	2:40:39

**Laura Thweatt**

Birthdate: 12/17/88

Citizenship: United States

Sponsor: Saucony

Twitter: @thweatt11

**2015 U.S. Cross Country Champion****2013 & 2014 USATF National Club Cross Country Champion****Personal records**

Marathon	2:25:38 (London, 2017)
Half marathon	1:10:17 (Gold Coast, AUS 2018)

**Career overview**

Laura Thweatt gained attention in 2017 after she finished as the first American and sixth overall in the London Marathon, running a notable 2:25:38 personal best (making her the ninth fastest American woman in history). London marked just her second career marathon; she made her debut at the 2015 New York City Marathon where she finished seventh in 2:28:23. Thweatt ran London while enduring an injury, osteitis pubis, which took her out of competition for the remainder of the 2017 season.

Thweatt announced her comeback with a win at the 2018 Bank of America Shamrock Shuffle 8K, a pair of fourth place finishes at the NYC Healthy Kidney 10K and the Ottawa 10K and a personal best and third place finish at the Gold Coast Half Marathon in 1:10:17. Throughout her career, Thweatt has showcased her talents across the oval, the grass and the roads. She has raced distances on the track from 1500m to 10,000m, and in addition to being the 2015 U.S. Cross Country champion, she also took home titles at the 2013 and 2014 USATF National Club Cross Country Championships.

**2018 Races**

Date	Race	Place	Time
03/25/18	Shamrock Shuffle 8K (Chicago)	1st	26:02
04/29/18	New York Healthy Kidney 10K	4th	32:22
05/26/18	Ottawa 10K	4th	32:20
07/01/18	Gold Coast Half Marathon	3rd	1:10:17

**Career marathons**

Date	Race	Place	Time
04/23/17	London Marathon	6th	2:25:38
11/01/15	New York City Marathon	7th	2:28:23

**Taylor Ward**

Birthdate: 09/23/90

Citizenship: United States

Sponsor: Brooks ID Elite Team

Twitter: @speedytay23

**Personal records**

Marathon	2:35:27 (Chicago, 2017)
Half marathon	1:13:50 (Carlsbad, 2018)

**Career overview**

Taylor Ward ran strong at the 2017 Chicago Marathon, finishing ninth in a personal best, 2:35:27 (she ran her first Chicago Marathon in 2015, finishing 23rd in 2:45:01). She is a two-time Olympic Trials qualifier in the marathon (2016, 2020), and she is the 2016 Philadelphia Marathon champion. One of Ward's biggest confidence boosters happened this winter when she subtracted 40 seconds from her half marathon PR to win the Carlsbad Half marathon in 1:13:50.

Ward was a gifted performer at Weber State University where she collected a Big Sky title in the 10,000m, 12 Academic All-Conference honors and some of the fastest times in the 5000m and 10,000m in school history. She graduated in 2014 and made a quick move to road racing.

**2018 Races**

Date	Race	Place	Time
01/14/18	Carlsbad Half Marathon	1st	1:13:50
02/24/18	Gasparilla Half Marathon	6th	1:15:56
05/28/18	Boulder International Challenge	12th	35:25
07/24/18	Salt Lake City 10 km	3rd	33:18

**Career marathons**

Date	Race	Place	Time
10/08/17	Chicago Marathon	9th	2:35:27
11/20/16	Philadelphia Marathon	1st	2:36:25
02/13/16	Los Angeles U.S. Olympic Marathon Team Trials	107th	2:57:04
10/11/15	Chicago Marathon	23rd	2:45:01
01/18/15	Houston Marathon	10th	2:38:32



### Hiruni Wijayarathne

Birthdate: 12/05/90  
 Citizenship: Sri Lanka/United States  
 Residence: Boulder, CO  
 Twitter: @Hiruni\_W

#### Personal records

Marathon 2:36:35 (Houston, 2018)  
 Half marathon 1:14:07 (Phoenix, 2018)

#### Career overview

Hiruni Wijayarathne moved to the United States when she was nine and she graduated from the University of Kentucky with both a bachelor's and master's degree (she once described her collegiate running career as "mediocre.") She holds dual American/Sri Lankan citizenship, and she recently represented Sri Lanka on the global stage at the 2018 Gold Coast Commonwealth Games. She currently holds Sri Lankan national records in the 10K, 15K, half marathon and marathon. Wijayarathne's 2018 season is off to a fantastic start – she sets PRs in both the marathon, 2:36:35, and half marathon, 1:14:07.

#### 2018 Races

Date	Race	Place	Time
01/14/18	Houston Marathon	8th	2:36:35
02/24/18	Sprouts Mesa Phoenix Half Marathon	1st	1:14:07
04/15/18	Gold Coast Commonwealth Games	11th	2:49:38
06/09/18	Portland Track Festival 10,000m	12th	33:55.1
07/04/18	Superior Downhill Mile	3rd	4:36

#### Career marathons

Date	Race	Place	Time
01/14/18	Houston Marathon	8th	2:36:35
04/15/18	Gold Coast Commonwealth Games	11th	2:49:38
05/07/17	Eugene Marathon	1st	2:43:31
01/14/17	Houston Marathon	9th	2:50:12
05/28/16	Tamarack Marathon	11th	2:48:02
11/07/15	Indianapolis Monumental Marathon	4th	2:46:57
04/20/15	Boston Marathon	31st	2:49:05
11/01/14	Indianapolis Monumental Marathon	5th	2:43:34

### Men's wheelchair biographies



### Rafael Botello Jimenez

Birthdate: 02/23/79  
 Citizenship: Spain

#### Personal record

Marathon 1:22:18 (Padua, 2007)

#### Career overview

Rafael Botello Jimenez – "Rafa" – started competing in wheelchair racing in 2003 (one year after he endured a dorsal spinal cord injury as a result of a bicycle accident). Botello Jimenez has recorded five top-ten finishes in Chicago (2009 – 4th; 2010 – 3rd; 2012 – 3rd; 2013 – 6th; 2017 – 5th). He struggled in 2014, finishing an uncharacteristic 19th and well out of the hunt for first. But he returned in 2015 and 2016 to erase that disappointment, finishing 11th both years, and he had a fantastic race in 2017, finishing just off the podium in fifth. Botello Jimenez has competed in more than 40 AbbottWMM events since 2005, and while he has finished inside of the top three, he has never won a major.

Botello Jimenez finished in the top 10 of the 2012 London Paralympic marathon, he is a two-time winner of the Valencia Marathon (2007, 2010) and he set his current PR in Padua (2007) – a time that makes him the third fastest European on a legal course. He holds Spanish records for the mile and 10,000m on the track and the 5K, 10K and marathon on the road. He also competes for Spain in the para-triathlon and para-cycling. This spring, he finished 17th in London.

#### Chicago Marathon Career Highlights

Date	Place	Time
2017	5th	1:30:27
2016	11th	1:37:21
2015	11th	1:30:59
2014	19th	1:49:57
2013	6th	1:33:40
2010	3rd	1:28:46
2009	4th	1:39:56



**Josh Cassidy**  
Birthdate: 11/15/84  
Citizenship: Canada

#### Personal record

Marathon 1:18:25 (Boston, 2012)

#### Career overview

Josh Cassidy is a three-time Paralympian (2008, 2012 and 2016), and he holds every Canadian record from 1500m to the marathon. He won the Boston and Chicago Marathons in 2012, and he made his marathon debut in London in 2010 with a surprise win, beating David Weir. Cassidy is a regular competitor on the AbbottWMM circuit, and he kicked off his 2018 season with a sixth place finish in Boston and a ninth place showing in London.

#### Chicago Marathon Career Highlights

Date	Place	Time
2017	15th	1:31:51
2016	11th	1:36:59
2014	8th	1:32:20
2013	5th	1:33:30
2012	1st	1:32:58
2011	4th	1:29:24



**Christian Clemmons**  
Birthdate: 02/28/95  
Citizenship: USA  
Residence: Beach Park, IL

#### Personal record

Marathon 1:39:02 (Boston, 2017)

#### Career overview

Christian Clemmons is an Illinois native and a relative newcomer to long distance racing. He started his athletic career as a basketball player and was encouraged by the Great Lakes Adaptive Sports Association (GLASA) in Lake Forest, IL to give track racing a try. He rounded the oval for the first time in 2014 and started racing distances from 100m to 1500m. He made his marathon debut in Chicago in 2015, finishing 37th in 2:15:16. He improved his time on Chicago's course by more than 11 minutes last fall to finish 27th in 1:51:33.

#### Chicago Marathon Career Highlights

Date	Place	Time
2017	27th	1:51:33
2016	26th	2:03:29
2015	37th	2:15:16



### Alexandre Dupont

Birthdate: 09/03/85

Citizenship: Canada

#### Personal Record

Marathon 1:31:27 (Chicago, 2017)

#### Career overview

Alexandre Dupont returns to Chicago for the fifth time. He has raced well in the windy city, placing in the top 12 three times. He competed in the 2017 World Para Athletics Championships in London, but he dropped out of the race before the half marathon mark. Dupont is primarily known as a track racer – he won three gold medals at the 2015 Parapan American Games (400m, 800m, 1500m), and he picked up a bronze at the 2016 Rio Paralympics in the 4x400m relay. He competed in four track events at the 2012 London Paralympics, and he has been eying a full transition to the marathon for a while with the goal of being among the best. Outside of road racing, he owns Revolution Sports, a company that manufactures sports equipment for people with disabilities.

#### Chicago Marathon Career Highlights

Date	Place	Time
2017	13th	1:31:27
2016	10th	1:33:40
2014	12th	1:33:14
2013	9th	1:37:07



### Kurt Fearnley

Birthdate: 03/23/81

Citizenship: Australia

Residence: Hamilton, New South Wales, AUS

Twitter: @kurfearnley

#### Personal Record

Marathon 1:18:51 (Boston, 2011)

#### Career overview

Kurt Fearnley is Chicago's most decorated male wheelchair athlete with five titles, including three in a row from 2007 to 2009 and then two more in 2011 and 2015 (in his nine appearances, he has finished first or second every time). A veteran of more than 50 marathons (with over 30 wins), he has captured nine medals at the Paralympic Games, including a pair of gold medals in the 2004 and 2008 Paralympic Marathon. He took another gold at the 2011 IPC World Championships Marathon, and he won four consecutive TCS New York City Marathons from 2006 to 2009. He holds the course record in New York, 1:29:22.

At the 2014, 2015 and 2016 Chicago Marathons, Fearnley was part of historic sprint finishes. In 2014, the top 11 professional wheelchair athletes finished within 11 seconds; in 2015, the top 11 men finished within 13 seconds; and in 2016, the top nine men were within 16 seconds of each other. Fearnley couldn't stay with an unbeatable Marcel Hug at the 2017 Chicago Marathon, finishing in second by 61 seconds (but only 12 seconds separated second – eleventh place). Fearnley finished fourth in Tokyo this winter and fifth in London this spring.

At the 2007 Chicago Marathon, the warmest day in event history, he broke the course record (Heinz Frei broke it again in 2010). Fearnley is a passionate disability advocate and devotes himself to a number of charitable initiatives.

#### Chicago Marathon Career Highlights

Date	Place	Time
2017	2nd	1:30:24
2016	2nd	1:32:58
2015	1st	1:30:45
2014	2nd	1:32:13
2013	2nd	1:30:38
2011	1st	1:29:18
2009	1st	1:29:09
2008	1st	1:30:16
2007	1st	1:28:06



### Joshua George

Birthdate: 03/18/84  
Citizenship: United States  
Residence: San Diego, CA  
Twitter: @jsgeorge

#### Personal record

Marathon 1:21:47 (Boston, 2017)

#### Career overview

Josh George competed in his first Chicago Marathon in 2002 as an 18-year-old, finishing fourth among a talented field that included University of Illinois coach Adam Bleakney. He has finished in the top five of the race 11 times, and he is a four-time Chicago Marathon champion, including back-to-back victories in 2003 and 2004, another in 2006 and a nail-biting victory in 2014 where he was chased to the line by 10 men in a near photo finish. George missed defending his 2014 title by two seconds, and he followed Hug and Fearnley to the line in 2016, losing the first spot by just two seconds. He did not race in Chicago last year, but he kicked off 2018 with an impressive fourth place finish in London.

George has performed exceptionally well on the world stage. He is a six-time World Champion, including a win at the 2015 IPC World Championships Marathon, and a four-time Paralympian with one gold medal (100m), one silver (800m) and three bronze (100m, 400m, 800m). Prior to the age of 25, he set world records in the 100m, 400m and 800m events.

#### Chicago Marathon Career Highlights

Date	Place	Time
2016	3rd	1:32:59
2015	3rd	1:30:48
2014	1st	1:32:12
2013	2nd	1:30:38
2012	3rd	1:36:06
2011	4th	1:29:23
2006	1st	1:38:31
2005	5th	1:40:30
2004	1st	1:36:13
2003	1st	1:42:01
2002	4th	1:56:49



### Marcel Hug

Birthdate: 01/16/86  
Citizenship: Switzerland  
Twitter: @MarcelEricHug

#### Personal record

Marathon 1:18:04 (Boston, 2017)

#### Career overview

Marcel Hug (a.k.a. the "silver bullet") enters the Chicago Marathon as the first athlete to win the inaugural AbbottWMM Series X wheelchair competition and came out on top again in XI series. In 2016 he went beyond the grand slam, winning in Boston, London, Rio, Berlin, Chicago and New York. He repeated the grand slam in 2017, winning in Chicago, Berlin, Boston and Tokyo. He welcomed 2018 with a win in Boston and a second place finish in London.

Hug has also won the Berlin Marathon (2011, 2012, 2016), Oita Marathon (2010, 2011, 2012), Schenkon Marathon (2012, 2014) and Seoul Marathon (2013, 2015).

He made waves in 2013 when he became the world marathon champion at the IPC World Championships; in addition to the marathon, he took home gold in four events: the 400m, 1500m, 5000m and 10,000m. At the 2011 IPC World Championships, he won gold in the 10,000m, and was second in four events. He is a two-time Paralympian with a silver medal in the marathon from the 2012 London Paralympics marathon and a gold medal from the 2016 Rio Paralympics.

#### Chicago Marathon Career Highlights

Date	Place	Time
2017	1st	1:29:23
2016	1st	1:32:57
2015	2nd	1:30:48



**Jose Jiménez**  
 Birthdate: 07/02/82  
 Citizenship: Costa Rica

#### Personal record

Marathon 1:31:36 (Duluth, 2015)

#### Career overview

Jose Jiménez represented Costa Rica at the 2011 IPC World Championships, claiming two top-ten finishes on the track (8th in the 1500m and 6th in the 5000m). He set his current PR in 2015 with a fourth place at Grandma's Marathon in Duluth, MN; his time, 1:31:36, ranked him 14th in the world for the year. He made his Chicago Marathon debut in 2012, finishing 16th in 1:43:54; he came back in 2015 to clock a faster time, finishing 20th in 1:42:17, and he finally dipped under 1:40 in 2016 and 2017, improving to a 14th place finish in 1:38:47 (2016) and 18th in 1:39:01 (2018).

Jiménez is Costa Rica's national champion in the 100m, 400m, 800m, 1500m and marathon.

#### Chicago Marathon Career Highlights

Date	Place	Time
2017	18th	1:39:01
2016	14th	1:38:47
2015	20th	1:42:17
2012	16th	1:43:54



**Simon Lawson**  
 Birthdate: 06/07/82  
 Citizenship: Great Britain  
 Residence: Cambridge  
 Twitter: @\_SL74

#### Personal record

Marathon 1:25:06 (Boston, 2017)

#### Career overview

Simon Lawson started competing in professional wheelchair racing in 2009, and he has improved his personal best almost every year since then. He experienced one of his best performances in Chicago in 2015, recording a 1:30:58, for a ninth place finish, and he bettered that time last year, finishing 11th in 1:30:36.

Internationally, Lawson has represented Great Britain in the marathon at the 2015 IPC World Championships where he finished 10th, and at the 2016 Rio Paralympic Games where he finished 14th. He had an outstanding 2016, finishing in the top ten of four AbbottWMM events; he started 2017 with a huge PR in Boston, 1:25:06; and he kicked off 2018 with a 13th place finish in London.

Lawson was a promising motorcross rider until he broke his back in a 2001 accident.

#### Chicago Marathon Career Highlights

Date	Place	Time
2017	11th	1:30:36
2016	8th	1:33:12
2015	9th	1:30:58





### Jordi Madera Jimenez

Birthdate: 01/19/80

Citizenship: Spain

Twitter: @JordiMadera

#### Personal record

Marathon 1:22:10 (Boston, 2017)

#### Career overview

Jordi Madera has competed in more than a dozen AbbottWMM events, including the Chicago Marathon in 2015 and 2017. He impressed last fall with his first podium finish, taking third just one second behind Fearnley. He is a two-time Paralympian in the marathon. He finished eighth in Beijing and eighth in Rio. He has also competed in four world championships (2006, 2011, 2015 and 2017). He started 2018 with a ninth place finish in Boston and a sixth place showing in London.

Madera won the 2011 Barcelona and Seville marathons. He made his international debut in 2005 at the European Championships. In addition to focusing on the marathon, he has done well on the track in distances ranging from 1500m to 5000m.

#### Chicago Marathon Career Highlights

Date	Place	Time
2017	3rd	1:30:25
2015	6th	1:30:53



### Hiroki Nishida

Birthdate: 11/03/84

Citizenship: Japan

#### Personal record

Marathon 1:20:28 (Boston, 2017)

#### Career overview

Nishida started racing the AbbottWMM in 2015, posting a 17th place in London and a sixth in Tokyo. He competed in more races in 2016, starting with Tokyo in sixth place, Boston in ninth, London in sixth and New York in 11th. He returned to Tokyo to open his 2017 season with a seventh place finish, moved to Boston to finish fifth in a personal best and then ventured to London to finish 13th at the World Para Athletics Championships. He fared well in his Chicago debut, finishing 10th in 1:30:35. He embarked on his 2018 campaign with a sixth place in Tokyo and a seventh place in London.

Nishida has raced well at the world championships with a 10th place in 2013 and a 17th place in 2015. His primary focus is on improving his marathon finishes so that he can win a medal at the 2020 Tokyo Paralympics.

#### Chicago Marathon Career Highlights

Date	Place	Time
2017	10th	1:30:35



### Aaron Pike

Birthdate: 05/04/86

Citizenship: United States

Residence: Champaign, IL

Twitter: @Pikester86

### Personal record

Marathon 1:22:09 (Boston, 2017)

### Career overview

Aaron Pike is one of many top competitors to emerge from the University of Illinois Urbana-Champaign program. He made a name for himself in 2012 when he and Josh George sailed under the course record at Grandma's Marathon (Pike was the runner up). That performance paved his way to London where he participated in his first Paralympic Games. He finished 16th in the marathon, and he also qualified to compete in three track events: the 1500m, 5000m and 4x400m relay.

Pike was in the chase pack in Chicago from 2014-2016, but he struggled in 2017, coming home in an uncharacteristic 17th. Nevertheless, he remains a consistent performer in the AbbottWMM – he has finished in the top-ten five times in Boston and eight times in Chicago. He is also a member of the U.S. Nordic Ski team.

### Chicago Marathon Career Highlights

Date	Place	Time
2017	17th	1:39:01
2016	5th	1:33:01
2015	7th	1:30:54
2014	7th	1:32:19
2013	7th	1:34:02
2012	4th	1:39:08
2011	6th	1:38:56
2010	6th	1:36:04
2009	8th	1:48:31



### Daniel Romanchuk

Birthdate: 03/08/98

Citizenship: United States

Residence: Champaign, IL

### Personal Record

Marathon 1:26:26 (Boston, 2017)

### Career Overview

Daniel Romanchuk is having a breakthrough year with a pair of third place finishes in both Boston and London (he finished among the top 10 on the AbbottWMM Series XI leaderboard). He raced to a fast PR in Boston last spring as a 19-year-old, clocking 1:26:26, he finished in the top 10 in Chicago and he capped the year ranked 14th in the world.

Romanchuk competed in five events at the 2016 Rio Paralympic Games (100m, 400m, 800m, 1500m and 5000m); his best finish was seventh in the 800m. He raced in the 800m and 1500m at the 2015 World Championships, and he took home a gold in the 5000m at the 2015 ParaPan American Games in Toronto.

Romanchuk is a current member of the University of Illinois Wheelchair Racing Team. Outside of running, he has competed at the national level in para-swimming and the para-triathlon.

### Chicago Marathon Career Highlights

Date	Place	Time
2017	9th	1:30:33
2016	17th	1:45:31



### Brian Siemann

Birthdate: 10/07/89

Citizenship: United States

Residence: Champaign, IL

Twitter: @bsiemann

#### Personal record

Marathon 1:26:46 (Boston, 2017)

#### Career overview

Brian Siemann is a two-time Paralympian (2012, 2016) and an established athlete on the track. At the 2012 London Paralympics, he finished sixth in the 100m, eighth in the 800m and 25th in the marathon. He won the 2016 U.S. Paralympic Trials in the 100m and 800m, took home a silver medal in the 400m and a bronze in the 5000m. He finished his 2016 season on a high note with a 13th place finish in Chicago and a seventh place finish in New York (a course he tends to race well on). In 2017, he set a personal best in Boston, 1:26:46, to finish 17th. Siemann has competed in every Chicago Marathon since 2010; his best finish was a fifth place in 2012.

#### Chicago Marathon Career Highlights

Date	Place	Time
2017	19th	1:39:02
2016	13th	1:38:43
2015	22nd	1:45:18
2014	23rd	1:49:04
2013	11th	1:38:01
2012	5th	1:47:25
2011	9th	1:43:54
2010	14th	1:49:09



### JohnBoy Smith

Birthdate: 11/27/89

Citizenship: Great Britain

#### Personal record

Marathon 1:32:45 (Berlin, 2017)

#### Career overview

JohnBoy Smith is relatively new to the world of professional wheelchair racing – he didn't start racing until 2015 – but he has already made a name for himself. He picked up points for the first time last fall in the AbbottWMM Series XI with a fifth place finish in Berlin, and he added to his tally with an impressive second place finish in New York (behind Marcel Hug). He has competed in every London Marathon since 2015, finishing 20th (2015), 18th (2016), 17th (2017) and 11th (2018). He will be making his Chicago Marathon debut this fall.

On a personal note, Smith became paralyzed in 2006 at the age of 16 when he was mistaken for a poacher and shot in the back. He took up powerlifting and broke two British records. He discovered track and field in 2012 while watching the London Paralympic Games on TV and he took up the discus, shot put and javelin. He switched to wheelchair racing in 2015.



**Tristan Smyth**  
Birthdate: 05/31/86  
Citizenship: Canada

#### Personal record

Marathon 1:31:44 (Toronto, 2018)

#### Career overview

Tristan Smyth did not make his international racing debut until 2015 at the ParaPan Am Games, and he experienced a fantastic Paralympic debut at the 2016 Rio Paralympic Games, helping Canada to the bronze medal in the 4x400m relay. His 2018 season started with a seventh place finish in the 1500m and a fourth place finish in the marathon at the Commonwealth Games. In the marathon, there was a three-way tie for second and the official placements were decided based on the photo finish. Smyth also competed in the 2015 and 2017 World Championships on the track in the 5000m.

Smyth was paralyzed in a skateboarding accident in 2011. He discovered para-sports during a rehabilitation course. His favorite quote is, "It never gets easier, you just go faster" (Greg Lemond).



**David Weir**  
Birthdate: 06/05/79  
Citizenship: Great Britain

#### Personal record

Marathon 1:26:17 (Boston, 2016)

#### Career overview

David Weir has competed in every London Marathon since 2000, and in 2017, he became the most successful elite athlete in the history of the London Marathon when he won his seventh title (defeating AbbottWMM Series X and XI champion, Marcel Hug). Weir made it two in a row this spring when he beat Hug again to the line in a photo finish. He currently holds British records in the 5000m, 10K, marathon and half marathon, and he is a two-time winner of the New York City Marathon. October 7 marks his first time competing in Chicago.

Weir is a three-time Paralympian. At the 2008 Paralympics, he won gold medals in the 800m and 1500m, a silver in the 400m and a bronze in the 5000m. He won three gold medals at the 2011 World Championships, and he finished with a silver in the 1500m at the 2015 World Championships. The highlight of his career came at the 2012 Paralympics in London when he won the gold medal in the marathon. He competed in five events in Rio, but came home empty handed.

Off the roads, he and his coach, Jenny Archer, launched the Weir Archer Academy in 2013. The mission of the academy is to develop future Paralympic medalists, with a focus on athletes from south London.



### Ryota Yoshida

Birthdate: 09/28/81

Citizenship: Japan

#### Personal record

Marathon 1:23:18 (Boston 2017)

#### Career overview

Ryota Yoshida made his international debut in 2015 at the World Championships in London. He finished 11th in 1:35:35. He returned to London in 2016, but finished well outside of the medals in 20th place. He rebounded in Berlin to end his year with a fourth place finish, just missing legend Ernst Van Dyk at the line for third. Yoshida started 2017 with a fourth place in Tokyo and a massive personal best in Boston, 1:23:18, for 11th place. One week later, he performed well at the World Para Athletic Championships in London, coming home in 12th place, and he did great in his first Chicago Marathon, finishing eighth in 1:30:32. He has notched two top 10 finishes so far in 2018, finishing eighth in both the Tokyo and Boston marathons.

#### Chicago Marathon Career Highlights

Date	Place	Time
2017	8th	1:30:32

### Women's wheelchair biographies



### Madison de Rozario

Birthdate: 11/23/93

Citizenship: Australia

#### Personal record

Marathon 1:39:22 (Chicago, 2017)

#### Career overview

At just 14-years-old, Madison de Rozario was the youngest athlete to compete in the 2008 Paralympic Games, helping her team to a silver medal in the 4x100m relay while also competing individually in the 100m and 400m. She competed in four events at the 2012 Paralympic Games: 100m, 200m, 400m and 800m and she picked up two silver medals at the 2016 Paralympic Games in the 800m and 4x400m. She is a five-time world championship athlete, most recently winning the gold medal in the 5000m, a silver in the 800m and a bronze in the 1500m at the 2017 World Para Athletic Championships. She is the reigning Australian record holder over 800m and 5000m, and she successfully transitioned to the marathon more seriously last year. She finished fourth in Chicago behind several powerhouse athletes, and her time, 1:39:22, was faster than the course record. De Rozario made a huge statement this spring in London, edging Tatyana McFadden at the line to take her first AbbottWMM win.

#### Chicago Marathon Career Highlights

Date	Place	Time
2017	4th	1:39:22



### Aline dos Santos Rocha

Birthdate: 02/20/91

Citizenship: Brazil

Twitter: @alinerochacr

#### Personal record

Marathon 1:41:40 (Duluth, 2016)

#### Career overview

Aline Rocha is a versatile athlete, representing Brazil in both the 2016 Rio Paralympic Games and the 2018 winter Paralympics in Pyeongchang. She became the first female athlete to represent Brazil at the Paralympic Winter Games when she competed in three cross-country skiing events. Rocha finished 10th in the marathon at the 2016 Paralympic Games, and she also competed in the 1500m and 5000m.

When it comes to the roads, she is a newcomer to the AbbottWMM circuit. She finished fourth in Boston and ninth in London this spring, and she will compete in Chicago for the first time this October

Rocha was not interested in sports growing up, but she became more active during her rehabilitation after she was involved in a car accident at age 15. "I do not look at my life in terms of what happened before and after the accident, but in terms of before and after sports," she said. "The accident may have taken away my right to walk, but the sport gave me wings."



### Jenna Fesemyer

Birthdate: 01/31/97

Citizenship: United States

Twitter: @JennaFesemyer

#### Personal record

Marathon 1:59:52

#### Career overview

Jenna Fesemyer began racing in 2013 as a high school student in Ohio, and she quickly emerged as a trailblazer in adaptive sports. She was Ohio's first female wheelchair high school track state champion, and by her senior year in 2014, four more girls and nine boys had joined her quest. In 2014, U.S. Paralympics named her the National Girls Field Athlete of the Year. After high school, she joined the prestigious University of Illinois Illini Wheelchair track and road racing team. She competed in the 2016 Paralympic Trials in the 100m, 400m and 800m, and she finished her season at the Chicago Marathon. She improved on her time last fall, taking seven minutes off of her previous best time in Chicago to finish 11th in 2:11:47

#### Chicago Marathon Career Highlights

Date	Place	Time
2017	11th	2:11:47
2016	9th	2:18:11



### Katrina Gerhard

Birthdate: 12/13/96

Citizenship: United States

#### Personal record

Marathon 1:40:34 (Boston, 2017)

#### Career overview

Katrina Gerhard built a name for herself at the 2014 National Junior Disability Championships as a 17-year-old when she won 10 track and field gold medals, and set U-20 national records in the javelin and pentathlon. She also holds the U-20 mark in the shot put. On the roads, she finished second to global sensation Tatyana McFadden at the 2014 Falmouth Road Race, and she won the 2014 B.A.A. Half Marathon. She made her marathon debut in Chicago in 2015, finishing seventh in 2:01:58. She got under two hours in Chicago in 2016, and she capped her year with a fifth place finish in New York. She spent 2017 demolishing her previous marks. She started in Boston with a personal best, 1:40:34, and a ninth place finish, and she continued at the 2017 World Para Athletic Championships in London with a sixth place finish. She started her 2018 season with a 12th place finish in London.

#### Chicago Marathon Career Highlights

Date	Place	Time
2017	8th	1:54:18
2016	6th	1:56:54
2015	7th	2:01:58



### Tatyana McFadden

Birthdate: 04/21/89

Citizenship: United States

Residence: Champaign, IL

Twitter: @TatyanaMcFadden

#### Personal record

Marathon 1:35:05 (Boston, 2017)

#### Career overview

Tatyana McFadden, a four-time Paralympian, made history in 2013, 2014, 2015 and 2016 as the only athlete to ever win four AbbottWMM in one year: London, Boston, Chicago and New York. In total, she has won 22 AbbottWMM in just 10 years of elite marathon racing. Not surprisingly, she won the inaugural 2016-17 AbbottWMM Series X championship title.

McFadden, a ten-time U.S. Summer Paralympic track and field medalist and the only woman to win six gold medals in a single IPC World Championships, returns to capture her eighth consecutive Chicago Marathon victory and her ninth in the last 10 years. Her victory in 2016 made her the most accomplished champion in Chicago Marathon history. McFadden made her marathon debut in Chicago in 2009, outspurring her more seasoned competitors in the closest women's wheelchair finish in Chicago Marathon history.

McFadden's 2017 season got off to a rocky start. She suffered from blood clots before the Boston Marathon and competed just a few weeks after having surgery. Although she set a new personal best, she finished off of the podium in fourth place after being undefeated since 2013. She skipped the World Para Athletic Championships marathon in London, but she made a valiant comeback on the track, winning four gold medals in the 200m, 400m, 800m and 1500m. She returned to the marathon in the fall, breaking her own course record in Chicago to finish first in 1:39:15. She started her 2018 season with a second place finish in Tokyo, a win in Boston, and a second place in London.

In 2014, McFadden astounded in a new sport: cross country skiing. She won a silver medal at the Sochi Paralympic Winter Games and then 32 days later, she won the Boston Marathon (and one week later, she won London).

In her wake, she has taken down course records in London (breaking her own course record in 2014), New York and Chicago.

#### Chicago Marathon Career Highlights

Date	Place	Time
2017	1st	1:39:15 CR
2016	1st	1:42:28
2015	1st	1:41:10
2014	1st	1:44:50
2013	1st	1:42:35

Date	Place	Time
2012	1st	1:49:52
2011	1st	1:45:03
2010	3rd	1:56:11
2009	1st	1:50:47

CR= Course Record



**Amanda McGrory**  
 Birthdate: 06/09/86  
 Citizenship: Unites States  
 Residence: Champaign, IL  
 Twitter: @alittlechipped

#### Personal record

Marathon 1:33:13 (Boston, 2017)

#### Career overview

Amanda McGrory is a three-time Chicago Marathon champion with back-to-back victories in 2007 and 2008 and another in 2010. She was third in 2009, just two seconds behind her University of Illinois teammate, Tatyana McFadden, third again in 2016 behind McFadden and Schär, and second last year behind McFadden in a photo finish (they clocked identical times, both under the course record). The U of I duo has won every Chicago Marathon since 2007 (McGrory made her Chicago Marathon debut in 2007 as a 21-year-old). Outside of the AbbottWMM, McGrory is an eight-time winner of Grandma's Marathon in Duluth.

McGrory started her 2018 season on a positive note, winning the Shamrock Shuffle 8K, finishing fourth in Tokyo, finishing fifth in London and finishing fourth at the NYC Half Marathon.

At the 2008 Paralympics in Beijing, McGrory took home a complete set of medals – gold in the 5000m, silver in the marathon and bronze in the 800m. She didn't medal in 2012, but she did in 2016: she won the silver in the 1500m and two bronze in the 5000m and the marathon.

#### Chicago Marathon Career Highlights

Date	Place	Time
2017	2nd	1:39:15
2016	3rd	1:47:55
2015	4th	1:50:02
2014	3rd	1:45:55
2013	3rd	1:42:55
2010	1st	1:47:25
2009	2nd	1:50:49
2008	1st	1:55:12
2007	1st	1:45:27





### Arielle Rausin

Birthdate: 09/16/93

Citizenship: United States

Residence: Cape Coral, FL

Twitter: @racingrausin

#### Personal record

Marathon 1:41:26 (Boston, 2017)

#### Career overview

Arielle Rausin has raced a lot on the roads since making her marathon debut. She ran her first Chicago Marathon in 2012, and she has improved each year. She ran a significant personal best in Boston in 2017, 1:41:26, to finish 10th. She carried that momentum to Chicago where she broke two hours for the first time on Chicago's course, finishing 10th in 1:59:03. She started her 2018 season with a fifth place finish in Boston and an eleventh place showing in London. She is on pace for another personal best in Chicago this fall.

#### Chicago Marathon Career Highlights

Date	Place	Time
2017	10th	1:59:03
2015	8th	2:05:48
2014	8th	2:06:08
2013	7th	2:45:39
2012	7th	3:14:37



### Susannah Scaroni

Birthdate: 05/16/91

Citizenship: United States

Residence: Urbana, IL

Twitter: @KenyanScaroni

#### Personal record

Marathon 1:33:17 (Boston, 2017)

#### Career overview

Susannah Scaroni, a two-time Paralympian, has come a long way since her debut marathon at the 2011 Chicago Marathon. Since then, she has raced internationally in London and Tokyo, and nationally in Boston, New York, Los Angeles, Twin Cities and Duluth. After finishing second to McFadden at the 2012 Chicago Marathon, she turned around and won the 2013 Los Angeles Marathon and then broke the course record at the Twin Cities Marathon. Her 2017 season included podium finishes all around: she was third in Tokyo, third in Boston (in a personal best) and third at the 2017 World Para Athletic Championships in London. She continued her success on the track – finishing with a pair of sixth place finishes at the World Championships in the 800m and 5000m. Her 2018 season began in Tokyo with a fifth place finish, moved to Boston with a second place finish and flew to London where she captured another third place finish.

Scaroni was eighth in the 2012 Paralympic marathon and seventh at the 2016 Paralympic marathon. Given her success in 2017 and 2018, Scaroni could be in the hunt for the win in Chicago.

#### Chicago Marathon Career Highlights

Date	Place	Time
2017	7th	1:44:11
2016	5th	1:52:50
2015	6th	1:50:10
2014	7th	1:51:56
2012	2nd	1:56:30
2011	7th	2:02:51

**Manuela Schär**

Birthdate: 12/05/84

Citizenship: Switzerland

Residence: Kriens, SUI

**Personal record**

Marathon 1:28:17 (Boston, 2017)

**Career overview**

After finishing second to McFadden from 2013-2016 (she was third in 2017 – just two seconds behind McFadden and McGrory who clocked identical finish times), will this be the year Manuela Schär finally takes the crown in Chicago? Her 2018 season has seen her win in Tokyo and finish fourth in London (just three seconds separated the top four women). Schär's 1:38:07 in Oita is recognized as the current world record (run on a record eligible course; she and Wakako Tsuchida share the record – they finished first together in Oita). In 2017, Schär became the fastest female wheelchair athlete in history when she ran 1:28:17 in Boston. Six days later, she smashed the course record in London to end a string of second place finishes.

Schär, a four-time Paralympian, made her Chicago Marathon debut in 2013 in convincing fashion, finishing second by two seconds behind defending champion Tatyana McFadden. The pattern between McFadden and Schär has continued in the AbbottWMM series: Schär finished second to McFadden in Chicago and New York in 2015, and second to McFadden in Boston, London, Chicago and New York in 2016. She was also the runner up to McFadden for the AbbottWMM Series X title. But in 2017 and so far in 2018, Schär has been dominant and McFadden has been beatable. This spring, Schär was crowned the AbbottWMM Series XI champion.

Schär competed in the 2004, 2008, 2012 and 2016 Paralympic Games, racking up three medals – two bronze and one silver – in the 100m and 200m sprints.

**Chicago Marathon Career Highlights**

Date	Place	Time
2017	3rd	1:39:17
2016	2nd	1:42:29
2015	2nd	1:41:56
2014	2nd	1:45:12
2013	2nd	1:42:37

**Margriet van den Broek**

Birthdate: 03/30/74

Citizenship: Netherlands

**Personal record**

Marathon 1:38:33 (Boston, 2017)

**Career overview**

Margriet van den Broek started competing in the AbbottWMM series with a third place finish in Berlin in 2016 (her marathon debut), an eighth place finish in Boston and a fourth place finish in London in 2017. This spring, she finished eighth in London. Van den Broek broke four national records at the 2015 Grand Prix to qualify for the World Championships. She won bronze medals in the 400m and 800m. She competed in the 2016 Rio Paralympics, reaching the finals in the 100m, 400m and 800m. Van den Broek did not start competing seriously until she was 38. October 7 marks her Chicago Marathon debut.



## Bank of America Chicago Marathon

Course map.....	116
Grant Park map.....	117
Participant arrival times.....	118
Viewing areas by CTA trains.....	120
Course aid & safety.....	121
Course activations.....	122
Abbott Health & Fitness Expo.....	123
Charity Program.....	124
Sustainability.....	126
Chicago champions.....	127
Champions by country.....	129
Masters champions.....	131
Wheelchair champions.....	133
Wheelchair champions by country.....	135
Champions with multiple victories.....	136
Runner-up finish followed by victory.....	137
Top 10 finishers.....	138
Top 5 wheelchair finishers.....	165
Historic event statistics.....	176
Historic weather conditions.....	177
Year-by-year event summary.....	179



## Participant arrival times

Below are the approximate times the first and last participants will pass through the listed mile markers.

### Start to Mile 2

Wheelchair participants: 7:20 a.m.

Runners: 7:30 a.m. – 9:30 a.m.

### Mile 2 to Mile 4

Wheelchair participants: 7:26 a.m.

Runners: 7:39 a.m. – 10:00 a.m.

### Mile 4 to Mile 6

Wheelchair participants: 7:32 a.m.

Runners: 7:49 a.m. – 10:30 a.m.

### Mile 6 to Mile 8

Wheelchair participants: 7:40 a.m.

Runners: 7:58 a.m. – 11:00 a.m.

### Mile 8 to Mile 10

Wheelchair participants: 7:45 a.m.

Runners: 8:08 a.m. – 11:30 a.m.

### Mile 10 to Mile 12

Wheelchair participants: 7:52 a.m.

Runners: 8:17 a.m. – 12:00 p.m.

### Mile 12 to Mile 14

Wheelchair participants: 7:58 a.m.

Runners: 8:27 a.m. – 12:30 p.m.

### Mile 14 to Mile 16

Wheelchair participants: 8:05 a.m.

Runners: 8:36 a.m. – 1:00 p.m.

### Mile 16 to Mile 18

Wheelchair participants: 8:11 a.m.

Runners: 8:46 a.m. – 1:30 p.m.

### Mile 18 to Mile 20

Wheelchair participants: 8:18 a.m.

Runners: 8:55 a.m. – 2:00 p.m.

### Mile 20 to Mile 22

Wheelchair participants: 8:24 a.m.

Runners: 9:05 a.m. – 2:30 p.m.

### Mile 22 to Mile 24

Wheelchair participants: 8:31 a.m.

Runners: 9:14 a.m. – 3:00 p.m.

### Mile 24 to Mile 26

Wheelchair participants: 8:37 a.m.

Runners: 9:24 a.m. – 3:30 p.m.

### Mile 26 to Finish

Wheelchair participants: 8:44 a.m.

Runners: 9:34 a.m. – 3:35 p.m.

## Viewing areas by CTA trains

Use Chicago's convenient and affordable CTA rail system to view runners at various points along the Bank of America Chicago Marathon.

### Grand Red Line Station – Miles 1, 3 and 12.5

Board a Red Line train and exit at Grand Ave. (Mile 1). Walk three blocks west to LaSalle St. (Mile 3) and four blocks west to Wells St. (Mile 12.5).

### Monroe Red Line Station – Mile 2

Board a Red Line train and exit at Monroe St.

### Chicago Red Line Station – Miles 3.5 and 12.25

Board a Red Line train and exit at Chicago Ave. Walk three blocks west to LaSalle St. (mile 3.5) and four blocks west to Wells St. (Mile 12.25).

### Clark/Division Red Line Station – Miles 4 and 12

Board a Red Line train and exit at LaSalle St. (Mile 4). Walk one block west to Wells St. (Mile 12).

### Sheridan Red Line Station – Mile 8

Board a Red Line train and exit at Sheridan Rd. Walk four blocks east to Broadway.

### Addison Red Line Station – Mile 8.5

Board a Red Line train and exit at Addison St. Walk four blocks east to Broadway.

### Sedgwick Brown Line Station – Mile 11

Board a Brown Line train and exit at Sedgwick St. Walk a half-block north to North Ave.

### Washington/Wells Elevated Station – Mile 13.5

Board any Brown, Pink or Orange Line train and exit at Washington/Wells. Walk one block west on Washington St. to Franklin St.

### UIC-Halsted Blue Line Station – Miles 14.25 and 17

Board a Blue Line train and exit at UIC-Halsted. Use the Halsted St. exit or Morgan St. exit and walk two blocks north to Adams St. to view the runners at Mile 14.25 in Greektown. Or use the Halsted St. or Morgan St. exit and walk one block north to Jackson Blvd. (Mile 17).

### 18th Pink Line Station – Mile 19.25

Board a Pink Line train and exit at 18th St. Walk four blocks east to Loomis St.

### Cermak-Chinatown Red Line Station – Mile 21.5

Board a Red Line train and exit at Cermak-Chinatown.

### Sox-35th Red Line Station – Mile 23 and 23.25

Board a Red Line train and exit at Sox-35th. Use the 33rd St. exit (Mile 23) or walk two blocks east on 35th St. to State St. (Mile 23.25).

### 35th-Bronzeville-IIT Green Line Station – Mile 23 and 23.25

Board a Green Line train and exit at 35th-Bronzeville-IIT. Use the 33rd St. exit (Mile 23) or 35th St. exit (Mile 23.25).

### Cermak-McCormick Place Green Line Station – Mile 25

Board a Green Line train and exit at Cermak-McCormick Place. Walk two blocks east to Michigan Ave.

### Roosevelt (Red, Green and Orange Line) Station – Finish Line

Board a Red, Green or Orange Line train and exit at Roosevelt Rd. Walk east on Roosevelt Rd. toward the Museum Campus/Grant Park.

## Course aid & safety

### Aid stations

20 aid stations are located along the course approximately one to two miles apart. Each aid station consists of the following amenities in this order:

- Medical Tent with access to a Runner Transport vehicle\*
- Toilet facilities
- Gatorade Endurance Formula (lemon-lime flavor)
- Public address announcer
- Water

Gatorade Endurance Carb Energy Chews will be available in Orange and Fruit Punch flavors at Aid Station 10 (Mile 13.2).

Gatorade Endurance Energy Gels will be available in Apple Pear, Vanilla, Blackberry and Mango flavors at Aid Station 14 (Mile 18.2). One serving of Gatorade Endurance Energy Gel provides 20 grams of carbohydrate, 100mg of sodium and 80 calories.

Aid Stations 15-18 (Miles 19.5-23.5) will offer bananas.

Biofreeze Pain Relief Spray will be available at the Biofreeze Relief Zone located at Mile 21.2 (Cermak Road and Archer Avenue).

Runners are encouraged to familiarize themselves with the locations and offerings at each aid station and prepare for slower traffic in these areas. The aid stations are approximately two city blocks in length; tables with Gatorade Endurance Formula and water line both sides of the street.

### Event Alert System

A color-coded Event Alert System (EAS) will communicate the status of course conditions to participants leading up to and on race day. EAS levels range from Low (green) to Moderate (yellow) to High (red) to Extreme (black) based primarily on the weather, as well as other conditions.

- Email and website communication during race week will inform participants of the current EAS status and provide preparation tips based on advance weather forecasts.
- Updates will be made at the Abbott Health & Fitness Expo via public address announcements and color-coded signs.
- On race day, participants are encouraged to stay tuned to the current EAS status via public address announcements and color-coded signs/flags at the start and finish areas, and at each of the 20 aid stations along the course.
- If necessary, additional emergency information will be communicated via email and/or text message.

### Medical support

Medical support is available at 21 on-course locations: all 20 aid stations and an additional medical tent in the final mile. Medical tents are indicated by tall, red blade signs with the medical icon. Each medical tent is staffed by a team of medical professionals, is equipped with emergency and first aid supplies and has access to ambulance service.

In Grant Park, the Main Medical Tent, Podiatry Tent and Ice Station are located directly beyond the finish line. An additional medical tent is located in Grant Park adjacent to the Bank of America Chicago Marathon 27th Mile Post-Race Party. For the safety of all participants, only those requiring medical assistance may access the medical facilities.

## Course activations

### Bank of America Cheer Zones – Miles 13.7 and 26

Join Bank of America at two cheer zones to support all race participants. Cheer items will be provided to help you support your runners, and we encourage you to “high-five” runners as a way of motivating and celebrating their journey to the finish. The Mile 13.7 Cheer Zone will be located on Monroe and Jefferson Streets (two blocks from Union Station). The Mile 26 Cheer Zone is near the finish line at Michigan Avenue and Roosevelt Road (two blocks from CTA Red Line Roosevelt stop).

Connect to the Bank of America Chicago Marathon and each other at [bankofamerica.com/chicagomarathon](http://bankofamerica.com/chicagomarathon) or at #ChicagoMarathon.

### Merrill Lynch Cheer Zone

Head to the Merrill Lynch Cheer Zone to grab a bull bell and join the DJ encouraging runners as they make their way through the West Loop. The Merrill Lynch Cheer Zone is located at Mile 17.1 (Halsted Street and Jackson Boulevard). Also, don't forget to ring the super-sized Merrill Lynch Bull Bell at the Biofreeze 27th Mile Post-Race Party to celebrate with your friends, family and neighbors.

### U.S. Trust Cheer Zone

Come make some noise and cheer on the runners giving them an extra push of motivation for the second half of the race. The U.S. Trust Cheer Zone is located at Mile 13.7 on Jefferson Street between Monroe and Adams Streets.

### Charity Block Party

Thousands of Bank of America Chicago Marathon participants are running and fundraising on behalf of important local, national and global causes. To celebrate the impact these participants make, the Bank of America Chicago Marathon will host a Charity Block Party near Mile 15. Spectators, family and friends are welcome to cheer on their charity runners at the Charity Block Party located at Adams Street and Loomis Street near Whitney Young High School.

### Run Club Block Party

Chicago is a city made for runners and we are excited to welcome run clubs from across the country and around the world to our town for the Bank of America Chicago Marathon. If you are a member of a run club we invite you to join us at the Run Club Block Party near Mile 19. Cheer on your fellow run club members and give every runner the extra motivation they need to tackle the final miles of the race on their way back to the finish line in Grant Park.

### Community leaders

In partnership with the communities that comprise the Bank of America Chicago Marathon course, the Chicago Marathon works with local leadership to activate spectators and fans from surrounding homes, businesses, schools and community groups to enthusiastically support Marathon participants. Several community leaders have stepped up to organize their sections of the course by hosting rally stations and volunteering at aid stations.

### Volunteer groups

Working behind the scenes at the Abbott Health & Fitness Expo, in Grant Park and along the 26.2-mile course, more than 12,000 volunteers make the Bank of America Chicago Marathon possible.

## Abbott Health & Fitness Expo

The Abbott Health & Fitness Expo features more than 200 exhibitors offering Bank of America Chicago Marathon merchandise and the latest in running footwear, apparel, nutrition and technology. Additionally, the Health & Fitness Expo is the home of participant packet pick-up for all Marathon participants. Held at Chicago's McCormick Place, the two-day Expo is free and open to the public.

### Location

McCormick Place Convention Center  
North Building, Hall B  
2301 S. Martin Luther King Dr.  
Chicago, IL 60616

*\*For driving and parking, use the above address for the best access to the Abbott Health & Fitness Expo. The publicly listed mailing address for McCormick Place is 2301 S. Lake Shore Drive.*

### Hours/Package Pick-up

Friday, October 5 9 a.m. – 8 p.m.  
Saturday, October 6 9 a.m. – 6 p.m.

For a full list of Abbott Health & Fitness Expo exhibitors, go to [chicagomarathon.com/expo](http://chicagomarathon.com/expo).



## Charity Program overview

Since 2002, more than 116,000 Bank of America Chicago Marathon participants have raised more than \$185 million through the Charity Program. This feat is accomplished by individual participants who sign on to support an affiliated cause and commit to fundraising as a part of their Chicago Marathon journey. Every organization allows its team of runners the distinct opportunity to make more of their Marathon experience by not only accomplishing a personal goal on race day, but by contributing to a larger goal and giving back to a worthy cause.

For the Bank of America Chicago Marathon charities, their mission begins months in advance as they work to ensure runners accomplish their performance and fundraising goals. Each organization dedicates countless hours and resources to recruiting, planning and organizing their charity runner program. The experience begins with training runs for many of the runners along Chicago's lakefront path and suburban locations, and continues with team parties during the training season and pasta parties on race weekend. Charities focus on creating a memorable experience for their runners that lasts well beyond the finish line.

In a sport that focuses on individual accomplishments, the Charity Program transforms the Marathon experience into a team endeavor. It is easy to see why so many runners return to their charity teams year after year.

For a complete list of charities participating in this year's Bank of America Chicago Marathon Charity Program visit [www.chicagomarathon.com/charityprogram](http://www.chicagomarathon.com/charityprogram).

## Charity Program growth

The Charity Program has grown from 14 charities with 1,674 runners in 2002 to over 170 charities with more than 10,000 runners in 2018. Last year, charity runners raised \$18.5 million to fund causes ranging from healthier school initiatives, medical research and animal assistance to foreign aid/humanitarian efforts and assisting the families of those in the armed forces. The runners truly take the experience of the Bank of America Chicago Marathon beyond the confines of Grant Park and change lives around the world.

## 2018 Top 10 charity teams by participation

Charity	Participants
Team World Vision	1,821
Team RMHC	908
American Cancer Society	605
Team In Training – The Leukemia & Lymphoma Society	449
TEAM PAWS	411
ALSAC / St. Jude Children's Research Hospital	396
Muscular Dystrophy Association	285
Mercy Home for Boys & Girls	281
Girls On The Run	277
University of Iowa Dance Marathon	272

## Charity Program annual fundraising results

Year	Charities	Participants	Funds raised (\$)
2018.....	170.....	10,000.....	N/A
2017.....	180.....	10,000.....	18,500,000
2016.....	173.....	10,000.....	16,900,000
2015.....	172.....	10,000.....	18,700,000
2014.....	195.....	9,107.....	17,300,000
2013.....	140.....	10,712.....	15,000,000
2012.....	170.....	10,693.....	15,300,000
2011.....	162.....	10,192.....	13,400,000
2010.....	150.....	9,842.....	12,109,000
2009.....	123.....	8,768.....	10,183,855
2008.....	110.....	6,745.....	9,209,000
2007.....	85.....	6,600.....	9,985,482
2006.....	60.....	4,500.....	9,500,000
2005.....	43.....	3,000.....	6,317,000
2004.....	29.....	2,449.....	4,740,000
2003.....	19.....	2,527.....	4,540,000
2002.....	14.....	1,674.....	2,950,000

*\*2018 number of runners is approximate as of September 2018. Dollar figures will not be available until all charities report their final fundraising results after the race.*

*Charity program records were not officially kept until 2002.*

## Sustainability

Incorporating environmentally and socially responsible practices is an important part of the operational planning, preparation and execution of the Bank of America Chicago Marathon. Areas of focus include waste, climate, equipment & materials, community & outreach, health promotion and innovation. In 2018, the Chicago Marathon was named an Evergreen Inspire event by the Council for Responsible Sport ([councilforresponsiblesport.org](http://councilforresponsiblesport.org)) in recognition of our sustained commitment to environmental stewardship and social responsibility. The event was certified in 2016, 2012 and 2010, and is the largest marathon in the world to be certified.

Below are a few ways the Chicago Marathon promotes sustainability:

- Participant T-shirts, a product of Nike's Considered Design line, were made from 100 percent recycled polyester fibers.
- Water filling stations will be located in Grant Park for volunteers, event staff, participants and spectators to refill water bottles on race day. Water filling stations will be located at Runner Reunite, the Biofreeze 27th Mile Post-Race Party and gear check areas.
- Zero waste stations will be introduced throughout Grant Park, staffed with Green Team volunteers to aid in the collection and sorting of waste to reduce the amount sent to the landfill. Volunteers will sort waste into multiple recycling and composting options, including discarded Heatsheets, which will be turned into benches by Trex for installation in a Chicago park.
- The event partnered with the Shedd Aquarium to help protect the Great Lakes and raise awareness around the issue of single use plastic pollution. Participants, spectators and event partners are encouraged to "Shedd the Straw" to reduce the use of single use plastic at the event and beyond race day. Visit [shedd-aquarium.org/sheddthestrav](http://shedd-aquarium.org/sheddthestrav) to learn more.
- McCormick Place, home to the Abbott Health & Fitness Expo, is the world's largest convention center to be a certified sustainable venue under the APEX-ASTM standard.
- The Bank of America Chicago Marathon gives back to the Chicago Park District by annually supporting the Chicago Park District Cross-Country Championships. By helping host three qualifying youth races, the Chicago Marathon shares the joy and reward of exercise and fitness with the next generation. Participating youth receive finisher medals, certificates and T-shirts, along with the thrill of racing.

## Chicago champions (1977-2017)\*

Year	Name	Country	Time
2017	M: Galen Rupp	USA	2:09:20
	F: Tirunesh Dibaba	ETH	2:18:31
2016	M: Abel Kirui	KEN	2:11:23
	F: Florence Kiplagat	KEN	2:21:32
2015	M: Dickson Chumba	KEN	2:09:25
	F: Florence Kiplagat	KEN	2:23:33
2014	M: Eliud Kipchoge	KEN	2:04:11
	F: Mare Dibaba	ETH	2:25:37
2013	M: Dennis Kimetto	KEN	2:03:45
	F: Rita Jeptoo	KEN	2:19:57
2012	M: Tsegaye Kebede	ETH	2:04:38
	F: Atsede Baysa	ETH	2:22:03
2011	M: Moses Mosop	KEN	2:05:37
	F: Ejegayehu Dibaba	ETH	2:22:09
2010	M: Sammy Wanjiru	KEN	2:06:24
	F: Atsede Baysa	ETH	2:22:03
2009	M: Sammy Wanjiru	KEN	2:05:41
	F: Irina Mikitenko	GER	2:26:31
2008	M: Evans Cheruiyot	KEN	2:06:25
	F: Lidiya Grigoryeva	RUS	2:27:17
2007	M: Patrick Ivuti	KEN	2:11:11
	F: Berhane Adere	ETH	2:33:49
2006	M: Robert K. Cheruiyot	KEN	2:07:35
	F: Berhane Adere	ETH	2:20:42
2005	M: Felix Limo	KEN	2:07:02
	F: Deena Kastor	USA/CA	2:21:25
2004	M: Evans Rutto	KEN	2:06:16
	F: Constantina Tomescu-Dita	ROU	2:23:45
2003	M: Evans Rutto	KEN	2:05:50
	F: Svetlana Zakharova	RUS	2:23:07
2002	M: Khalid Khannouchi	USA/NY	2:05:56
	F: Paula Radcliffe	GBR	2:17:18
2001	M: Ben Kimondiu	KEN	2:08:52
	F: Catherine Ndereba	KEN	2:18:47
2000	M: Khalid Khannouchi	USA/NY	2:07:01
	F: Catherine Ndereba	KEN	2:21:33
1999	M: Khalid Khannouchi	MAR	2:05:42
	F: Joyce Chepchumba	KEN	2:25:59
1998	M: Ondoro Osoro	KEN	2:06:54
	F: Joyce Chepchumba	KEN	2:23:57
1997	M: Khalid Khannouchi	MAR	2:07:10
	F: Marian Sutton	GBR	2:29:03
1996	M: Paul Evans	GBR	2:08:52
	F: Marian Sutton	GBR	2:30:41
1995	M: Eamonn Martin	GBR	2:11:18
	F: Ritva Lemettinen	FIN	2:28:27
1994	M: Luiz Antonio Dos Santos	BRA	2:11:16
	F: Kristy Johnston	USA/OR	2:31:34

Year	Name	Country	Time
1993	M: Luiz Antonio Dos Santos	BRA	2:13:15
	F: Ritva Lemettinen	FIN	2:33:18
1992	M: Jose Cesar De Souza	BRA	2:16:14
	F: Linda Somers	USA/CA	2:37:41
1991	M: Joseildo Rocha	BRA	2:14:33
	F: Midde Hamrin-Senorski	SWE	2:36:21
1990	M: Martin Pitayo	MEX	2:09:41
	F: Aurora Cunha	POR	2:30:11
1989	M: Paul Davis-Hale	GBR	2:11:25
	F: Lisa Weidenbach	USA/WA	2:28:15
1988	M: Alejandro Cruz	MEX	2:08:57
	F: Lisa Weidenbach	USA/WA	2:29:17
1986	M: Toshihiko Seko	JPN	2:08:27
	F: Ingrid Kristiansen	NOR	2:27:08
1985	M: Steve Jones	GBR	2:07:13
	F: Joan Benoit Samuelson	USA/ME	2:21:21
1984	M: Steve Jones	GBR	2:08:05
	F: Rosa Mota	POR	2:26:01
1983	M: Joseph Nzau	KEN	2:09:44
	F: Rosa Mota	POR	2:31:12
1982	M: Greg Meyer	USA/MA	2:10:59
	F: Nancy Conz	USA/MA	2:33:23
1981	M: Philip Coppess	USA/IA	2:16:13
	F: Tina Gandy	USA/IA	2:49:39
1980	M: Frank Richardson	USA/IA	2:14:04
	F: Sue Peterson	USA/CA	2:45:03
1979	M: Dan Cloeter	USA/NE	2:23:20
	F: Laura Michalek	USA/IL	3:15:45
1978	M: Mark Stanforth	USA/AZ	2:19:20
	F: Lynae Larson	USA/SD	2:59:25
1977	M: Dan Cloeter	USA/IN	2:17:52
	F: Dorothy Doolittle	USA/TX	2:50:47

\* Official results as of September 2018. Result standings are subject to change in accordance with International Athletics Association Federations (IAAF) Anti-Doping Rules and Regulations.

### Champions by country (male & female)\*

Brazil (4)	Luiz Antonio Dos Santos	1993, 1994
	Jose Cesar De Souza	1992
	Joseildo Rocha	1991
Ethiopia (7)	Tirunesh Dibaba	2017
	Mare Dibaba	2014
	Atsede Baysa	2010, 2012
	Tsegaye Kebede	2012
	Berhane Adere	2006, 2007
Finland (2)	Ritva Lemettinen	1993, 1995
Great Britain (8)	Paula Radcliffe	2002
	Marian Sutton	1996, 1997
	Paul Evans	1996
	Eammon Martin	1995
	Paul Davis-Hale	1989
	Steve Jones	1984, 1985
Japan (1)	Toshihiko Seko	1986
Kenya (23)	Abel Kirui	2016
	Dickson Chumba	2015
	Florence Kiplagat	2015, 2016
	Eliud Kipchoge	2014
	Dennis Kimetto	2013
	Rita Jeptoo	2013
	Moses Mosop	2011
	Sammy Wanjiru	2009, 2010
	Evans Cheruiyot	2008
	Patrick Ivuti	2007
	Robert Cheruiyot	2006
	Felix Limo	2005
	Evans Rutto	2003, 2004
	Ben Kimondiu	2001
	Catherine Ndereba	2000, 2001
	Joyce Chepchumba	1998, 1999
	Ondoro Osoro	1998
	Joseph Nzau	1983
Mexico (2)	Martin Pitayo	1990
	Alejandro Cruz	1988
Morocco (2)	Khalid Khannouchi	1997, 1999
Norway (1)	Ingrid Kristiansen	1986

Portugal (3)	Aurora Cunha	1990
	Rosa Mota	1983, 1984
Russia (2)	Lidiya Grigoryeva	2008
	Svetlana Zakharova	2003
Romania (1)	Constantina Tomescu-Dita	2004
Sweden (1)	Midde Hamrin-Senorski	1991
United States (21)	Galen Rupp (OR)	2017
	Deena Kastor (CA)	2005
	Khalid Khannouchi (NY)	2000, 2002
	Kristy Johnson (OR)	1994
	Linda Somers (CA)	1992
	Lisa Weidenbach (WA)	1988, 1989
	Joan Benoit Samuelson (ME)	1985
	Nancy Conz (MA)	1982
	Greg Meyer (MA)	1982
	Phillip Coppess (IA)	1981
	Tina Gandy (IA)	1981
	Sue Peterson (CA)	1980
	Frank Richardson (IA)	1980
	Laura Michalek (IL)	1979
	Dan Cloeter (IN/NE)	1977, 1979
	Lynae Larson (SD)	1978
	Mark Stanforth (AZ)	1978
	Dorothy Doolittle (TX)	1977

\* Official results as of September 2018. Result standings are subject to change in accordance with International Athletics Association Federations (IAAF) Anti-Doping Rules and Regulations.

### Masters champions (1977-2017)

Year	Name	Age	Country	Time
2017	M: Sam Krieg	41	USA (Pocatello, ID)	2:26:40
	F: Dot McMahan	40	USA (Oakland Township, MI)	2:37:08
2016	M: Clint Wells	41	USA (Boulder, CO)	2:24:10
	F: Allison Drynan	40	CAN	2:48:50
2015	M: William Vanos	43	USA (Orlando, FL)	2:30:52
	F: Deena Kastor	42	USA (Mammoth Lakes, CA)	2:27:47
2014	M: Neil Pearson	42	GBR	2:27:25
	F: Theresa Lowry	40	USA (San Diego, CA)	2:50:02
2013	M: Ian Forsyth	41	CAN	2:23:01
	F: Paula Keating	47	CAN	2:49:18
2012	M: Mohammed El Yamani	48	FRA	2:24:43
	F: Tammy Lifka	42	USA (Glen Ellyn, IL)	2:49:02
2011	M: Jason Ryf	40	USA (Oshkosh, WI)	2:21:40
	F: Kathleen Jobes	41	USA (Bethlehem, PA)	2:47:53
2010	M: Richard Cartier	49	CAN	2:29:39
	F: Colleen De Reuck	46	USA (Boulder, CO)	2:34:12
2009	M: Bob Schwelm	50	USA (Media, PA)	2:30:52
	F: Elisabeth Ruel	42	CAN	2:49:45
2008	M: Erik Bush	40	USA (Peoria, IL)	2:33:20
	F: Colleen De Reuck	44	USA (Boulder, CO)	2:32:25
2007	M: Sergey Perminov	41	RUS	2:28:52
	F: Christine Kennedy	52	USA (Los Gatos, CA)	3:02:04
2006	M: Craig Fram	48	USA (Plaistow, NH)	2:30:56
	F: Colleen De Reuck	42	USA (Boulder, CO)	2:33:18
2005	M: Luca Foglia	43	ITA	2:31:23
	F: Colleen De Reuck	41	USA (Boulder, CO)	2:28:40
2004	M: Craig Fram	46	USA (Plaistow, NH)	2:29:30
	F: Jenny Spangler	41	USA (Gurnee, IL)	2:33:36
2003	M: Michel Lavoie	42	CAN	2:29:34
	F: Jenny Spangler	40	USA (Gurnee, IL)	2:32:38
2002	M: Miguel Sanchez	40	CAN	2:24:08
	F: Joan Benoit-Samuelson	45	USA (Freeport, ME)	2:42:27
2001	M: Paul Evans	40	GBR	2:18:34
	F: Anne Van Schuppen	40	NED	2:41:51
2000	M: Jose Picazo	52	FRA	2:32:05
	F: Marie Soderstrom	40	SWE	2:34:58
1999	M: Steve Plasencia	42	USA (Minneapolis, MN)	2:17:02
	F: Gitte Karlshoj	40	DEN	2:35:16
1998	M: Steve Winchel	42	USA (Janesville, WI)	2:24:06
	F: Tatayana Pozdnyakova	43	UKR	2:29:25
1997	M: Yuri Mikhailov	43	UKR	2:25:15
	F: Midde Senorski	40	SWE	2:42:07
1996	M: Yuri Mikhailov	43	UKR	2:24:35
	F: Maria Rosas	40	MEX	2:55:58
1995	M: Luis Lopez	46	CRC	2:25:52
	F: W: Charlene Soby	44	USA (Chicago, IL)	2:49:27

1994.....	M: Ryszard Marczak.....	49.....	POL.....	2:22:11
	F: Mary Ann Malarkey.....	41.....	USA (Evanston, IL).....	3:01:48
1993.....	M: Gary Moss.....	43.....	USA (New Lenox, IL).....	2:34:37
	F: Nancy Rollins.....	46.....	USA (Evanston, IL).....	3:12:30
1992.....	M: Hector Chavez.....	45.....	MEX.....	2:36:07
	F: Becky Sox.....	40.....	USA (Columbia, SC).....	3:11:10
1991.....	M: Tony Burke.....	42.....	GBR.....	2:33:12
	F: Sally Brent.....	40.....	USA (Loveland, CO).....	2:57:19
1990.....	M: Richard Umberg.....	40.....	CZE.....	2:20:17
	F: Anne Roden.....	44.....	GBR.....	2:38:55
1989.....	M: Margarito Juarez.....	44.....	ITA.....	2:44:04
	F: Cesarina Taroni.....	40.....	ITA.....	2:44:04
1988.....	M: Mike Hurd.....	42.....	GBR.....	2:24:15
	F: Barbara Filutze.....	42.....	USA (Erie, PA).....	2:48:49
1987.....	Half Marathon			
1986.....	M: Mike Hurd.....	40.....	GBR.....	2:19:40
	F: Priscilla Welch.....	41.....	GBR.....	2:31:14
1985.....	M: Antonio Villanueva.....	45.....	MEX.....	2:23:55
	F: Elaine Kirchen.....	42.....	USA (New York, NY).....	2:50:28
1984.....	M: Gary Baker.....	45.....	CAN.....	2:32:21
	F: Ann Jamison.....	40.....	USA (Leo, IN).....	2:59:15
1983.....	M: Roger Pflugfelder.....	41.....	USA (Greensburg, PA).....	2:32:05
	F: Laura Tingle.....	46.....	USA (Bradenton, FL).....	3:07:15
1982.....	M: Roger Rouiller.....	44.....	USA (New York, NY).....	2:43:35
	F: Cincy Dalrymple.....	40.....	USA (New York, NY).....	2:43:35
1981.....	M: Roger Rouiller.....	43.....	USA (Lockport, IL).....	2:33:47
	F: Marion Burchfield.....	45.....	USA (Lockport, IL).....	3:10:33
1980.....	M: Roger Rouiller.....	42.....	USA (Lockport, IL).....	2:35:06
	F: Helen Dick.....	56.....	USA (Los Angeles, CA).....	3:08:48
1979.....	M: Roger Rouiller.....	41.....	USA (Lockport, IL).....	2:43:39
	F: Lorraine Norgle.....	41.....	USA (Elmhurst, IL).....	3:37:20
1978.....	M: Lee Wilcox.....	40.....	USA (Stoughton, WI).....	2:33:52
	F: Marion Burchfield.....	42.....	USA (Glenwood, IL).....	3:20:00
1977.....	M: Alex Ratelle.....	52.....	USA (Minneapolis, MN).....	2:38:34
	F: Carol Davis.....	41.....	USA (Winnetka, IL).....	3:42:05

## Wheelchair champions (1984-2017)

Year	Name	Country	Time
2017.....	M: Marcel Hug.....	SUI.....	1:29:23
	F: Tatyana McFadden.....	USA (Clarksville, MD).....	1:39:15
2016.....	M: Marcel Hug.....	SUI.....	1:32:57
	F: Tatyana McFadden.....	USA (Clarksville, MD).....	1:42:28
2015.....	M: Kurt Fearnley.....	AUS.....	1:30:46
	F: Tatyana McFadden.....	USA (Clarksville, MD).....	1:41:10
2014.....	M: Joshua George.....	USA (Champaign, IL).....	1:32:12
	F: Tatyana McFadden.....	USA (Champaign, IL).....	1:44:50
2013.....	M: Ernst Van Dyk.....	RSA.....	1:30:37
	F: Tatyana McFadden.....	USA (Champaign, IL).....	1:42:35
2012.....	M: Josh Cassidy.....	CAN.....	1:32:58
	F: Tatyana McFadden.....	USA (Champaign, IL).....	1:49:52
2011.....	M: Kurt Fearnley.....	AUS.....	1:29:18
	F: Tatyana McFadden.....	USA (Champaign, IL).....	1:45:03
2010.....	M: Heinz Frei.....	SUI.....	1:26:56
	F: Amanda McGrory.....	USA (Savoy, IL).....	1:47:25
2009.....	M: Kurt Fearnley.....	AUS.....	1:29:09
	F: Tatyana McFadden.....	USA (Champaign, IL).....	1:50:47
2008.....	M: Kurt Fearnley.....	AUS.....	1:30:16
	F: Amanda McGrory.....	USA (Champaign, IL).....	1:55:12
2007.....	M: Kurt Fearnley.....	AUS.....	1:28:06
	F: Amanda McGrory.....	USA (Champaign, IL).....	1:45:27
2006.....	M: Joshua George.....	USA (Champaign, IL).....	1:38:31
	F: Miriam Ladner.....	USA (Urbana, IL).....	2:04:21
2005.....	M: Krige Schabert.....	RSA.....	1:29:40
	F: Miriam Ladner.....	USA (Urbana, IL).....	2:01:37
2004.....	M: Joshua George.....	USA (Urbana, IL).....	1:36:13
	F: Miriam Nibley.....	USA (Savoy, IL).....	2:05:51
2003.....	M: Joshua George.....	USA (Urbana, IL).....	1:41:01
	F: Christina Ripp.....	USA (Savoy, IL).....	1:56:33
2002.....	M: Adam Bleakney.....	USA (Savoy, IL).....	1:40:14
	F: Tricia Downing.....	USA (Denver, CO).....	1:52:20
2001.....	M: Tony Iniguez.....	USA (Aurora, IL).....	1:37:59
	F: Christina Ripp.....	USA (Urbana, IL).....	1:56:58
2000.....	M: Tony Iniguez.....	USA (Aurora, IL).....	1:41:00
	F: No women competed in the 2000 Wheelchair Division		
1999.....	M: Saul Mendoza.....	USA (Snellville, GA).....	1:37:03
	F: Miriam Nibley.....	USA (Champaign, IL).....	2:03:44
1998.....	M: Franz Nietlispach.....	SUI.....	1:34:22
	F: Candace Cable.....	USA (Truckee, CA).....	1:58:32
1997.....	M: Saul Mendoza.....	USA (Snellville, GA).....	1:37:42
	F: Candace Cable.....	USA (Truckee, CA).....	1:57:32
1996.....	M: Jacob Heilveil.....	USA (Bothell, WA).....	1:39:57
	F: Ann Walters.....	USA (Savoy, IL).....	1:52:13
1995.....	M (tie): James Briggs.....	USA (Champaign, IL).....	1:37:12
	M (tie): Scot Hollonbeck.....	USA (Champaign, IL).....	1:37:12
	F: Ann Walters.....	USA (Champaign, IL).....	1:57:27

Year	Name	Country	Time
1994	M: James Briggs	USA (Champaign, IL)	1:32:14
	F: Ann Walters	USA (Champaign, IL)	1:59:45
1993	M: James Briggs	USA (Champaign, IL)	1:42:03
	F: Ann Walters	USA (Champaign, IL)	1:57:34
1992	M: Vern Achenbach	USA (Birmingham, AL)	1:44:28
	F: Ann Walters	USA (Champaign, IL)	1:44:29
1991	M: Philippe Couprie	FRA	1:41:21
	F: Ann Walters	USA (Champaign, IL)	1:57:17
1990	M: Jim Knaub	USA (IL)	1:42:34
	F: Ann Cody-Morris	USA (Urbana, IL)	1:53:33
1989	M: Scot Hollonbeck	USA (Champaign, IL)	1:45:30
	F: Ann Cody-Morris	USA (Urbana, IL)	1:58:51
1988	No records available		
1987	Half Marathon		
1986	M: Bart Bardwell	USA (MN)	2:10:19
	F: Jonnie Baylark	USA (Bellwood, IL)	3:23:32
1985	M: Robert Fitch	USA (East Lansing, MI)	2:23:41
	F: Jayne Fortson	USA (UT)	2:52:22
1984	M: Robert Fitch	USA (East Lansing, MI)	2:35:06
	F: Jonnie Baylark	USA (Bellwood, IL)	3:29:10

## Wheelchair champions by country (male & female)

Australia (5)	Kurt Fearnley	2007, 2008, 2009, 2011, 2015
Canada (1)	Josh Cassidy	2012
France (1)	Philippe Couprie	1991
South Africa (2)	Ernst Van Dyk	2013
	Krige Schabert	2005
Switzerland (3)	Marcel Hug	2016, 2017
	Heinz Frei	2011
	Franz Nietlisbach	1998
United States (50)	Tatyana McFadden (IL)	2009, 2011, 2012, 2013, 2014, 2015, 2016, 2017
	Amanda McGrory (IL)	2007, 2008, 2010
	Joshua George (IL)	2003, 2004, 2006, 2014
	Miriam Nibley Ladner (IL)	1999, 2004, 2005, 2006
	Christina Ripp (IL)	2001, 2003
	Tricia Downing (CO)	2002
	Adam Bleakney (IL)	2002
	Tony Iniguez (IL)	2000, 2001
	Saul Mendoza (GA)	1997, 1999
	Candace Cable (CA)	1997, 1998
	Jacob Heilveil (WA)	1996
	Ann Walters (IL)	1991, 1992, 1993, 1994, 1995, 1996
	James Briggs (IL)	1993, 1994, 1995 (tie)
	Scot Hollonbeck (IL)	1989, 1995 (tie)
	Vern Achenbach (AL)	1992
	Jim Knaub (IL)	1990
	Ann Cody-Morris (IL)	1989, 1990
	Bart Bardwell (MN)	1986
	Jonnie Baylark (IL)	1984, 1986
	Jayne Fortson (UT)	1985
	Robert Fitch (MI)	1984, 1985

**Champions with multiple victories****Men open**

Sammy Wanjiru (KEN).....	2009, 2010
Khalid Khannouchi (MAR, USA as of 2000).....	1997, 1999, 2000, 2002
Evans Rutto (KEN).....	2003, 2004
Luiz Antonio Dos Santos (BRA).....	1993, 1994
Steve Jones (GBR).....	1984, 1985
Dan Cloeter (USA).....	1977, 1979

**Women open**

Florence Kiplagat (KEN).....	2015, 2016
Berhane Adere (ETH).....	2006, 2007
Catherine Ndereba (KEN).....	2000, 2001
Joyce Chepchumba (KEN).....	1998, 1999
Marian Sutton (GBR).....	1996, 1997
Ritva Lemettinen (FIN).....	1993, 1995
Lisa Weidenbach (USA).....	1988, 1989
Rosa Mota (POR).....	1983, 1984

**Men wheelchair**

Marcel Hug.....	2016, 2017
Kurt Fearnley (AUS).....	2007, 2008, 2009, 2011, 2015
Joshua George (USA).....	2003, 2004, 2006, 2014
Tony Iniguez (USA).....	2000, 2001
Saul Mendoza (USA).....	1997, 1999
James Briggs (USA).....	1993, 1994, 1995 (tie)
Scot Hollonbeck (USA).....	1989, 1995 (tie)
Robert Fitch (USA).....	1984, 1985

**Women wheelchair**

Tatyana McFadden (IL).....	2009, 2011, 2012, 2013, 2014, 2015, 2016, 2017
Amanda McGrory (IL).....	2007, 2008, 2010
Christina Ripp (IL).....	2001, 2003
Miriam Nibley Ladner (IL).....	1999, 2004, 2005, 2006
Candace Cable (CA).....	1997, 1998
Ann Walters (IL).....	1991, 1992, 1993, 1994, 1995, 1996
Ann Cody-Morris (IL).....	1989, 1990
Jonnie Baylark (IL).....	1984, 1986

**Runner up finish followed by victory****Men open**

Tsegaye Kebede (ETH).....	2nd in 2010, 1st in 2012
Khalid Khannouchi (MAR).....	2nd in 1998, 1st in 1999
Joseph Nzau (KEN).....	2nd in 1982, 1st in 1983

**Women open**

Florence Kiplagat (KEN).....	2nd in 2014, 1st in 2015
Rita Jeptoo (KEN).....	2nd in 2012, 1st in 2013
Atsede Baysa (ETH).....	2nd in 2010, 1st in 2012
Constantina Tomescu-Dita (ROU).....	2nd in 2003, 1st in 2004
Ingrid Kristiansen (NOR).....	2nd in 1985, 1st in 1986

**Men wheelchair**

Marcel Hug (SUI).....	2nd in 2015, 1st in 2016
Kurt Fearnley (AUS).....	2nd in 2014, 1st in 2015
Tony Iniguez (USA).....	2nd in 1992, 1993, 1999, 1st in 2000
Saul Mendoza (USA).....	2nd in 1998, 1st in 1999
Scot Hollonbeck (USA).....	2nd in 1994, 1st in 1995
James Briggs (USA).....	2nd in 1991, 1st in 1993, 1994, 1995

**Women wheelchair**

Miriam Nibley (USA).....	2nd in 2003, 1st in 2004, 2005, 2006
Candace Cable (USA).....	2nd in 1995, 1996, 1st in 1997, 1998

## Top 10 finishers (1977-2017)\*

### 2017 Men

#	Name	Age	Country	Time
1.....	Galen Rupp.....	31.....	USA.....	2:09:20
2.....	Abel Kirui.....	35.....	KEN.....	2:09:48
3.....	Bernard Kipyego.....	31.....	KEN.....	2:10:23
4.....	Sisay Lemma.....	26.....	ETH.....	2:11:01
5.....	Stephen Sambu.....	29.....	KEN.....	2:11:07
6.....	Kohei Matsumura.....	30.....	JPN.....	2:11:46
7.....	Ezekiel Chebii.....	26.....	KEN.....	2:12:12
8.....	Zersenay Tadese.....	35.....	ERI.....	2:12:19
9.....	Chris Derrick.....	26.....	USA.....	2:12:50
10.....	Michael Shelley.....	33.....	AUS.....	2:12:52

### 2017 Women

#	Name	Age	Country	Time
1.....	Tirunesh Dibaba.....	32.....	ETH.....	2:18:31
2.....	Brigid Kosgei.....	23.....	KEN.....	2:20:22
3.....	Jordan Hasay.....	26.....	USA.....	2:20:57
4.....	Madai Perez.....	37.....	MEX.....	2:24:44
5.....	Valentine Kipketer.....	24.....	KEN.....	2:28:05
6.....	Lisa Weightman.....	38.....	AUS.....	2:28:45
7.....	Maegan Krifchin.....	29.....	USA.....	2:33:46
8.....	Alia Gray.....	28.....	USA.....	2:34:25
9.....	Taylor Ward.....	27.....	USA.....	2:35:27
10.....	Becky Wade.....	28.....	USA.....	2:35:46

### 2016 Men

#	Name	Age	Country	Time
1.....	Abel Kirui.....	34.....	KEN.....	2:11:23
2.....	Dickson Chumba.....	29.....	KEN.....	2:11:26
3.....	Gideon Kipketer.....	23.....	KEN.....	2:12:20
4.....	Paul Lonyangata.....	24.....	KEN.....	2:13:17
5.....	Stephen Sambu.....	28.....	KEN.....	2:13:35
6.....	Abayneh Abele.....	28.....	ETH.....	2:13:52
7.....	Takuya Fukatsu.....	28.....	JPN.....	2:13:53
8.....	Diego Estrada.....	26.....	USA.....	2:13:56
9.....	Koji Gokaya.....	28.....	JPN.....	2:14:34
10.....	Elkanah Kibet.....	30.....	USA.....	2:16:37

### 2016 Women

#	Name	Age	Country	Time
1.....	Florence Kiplagat.....	29.....	KEN.....	2:21:32
2.....	Edna Kiplagat.....	36.....	KEN.....	2:23:28
3.....	Valentine Kipketer.....	23.....	KEN.....	2:23:41
4.....	Purity Rionoripo.....	23.....	KEN.....	2:24:47
5.....	Yebgual Melese.....	26.....	ETH.....	2:24:49
6.....	Atsede Baysa.....	29.....	ETH.....	2:28:53
7.....	Serena Burla.....	34.....	USA.....	2:30:40
8.....	Agnieszka Mierzejewska.....	30.....	POL.....	2:32:13
9.....	Sarah Crouch.....	27.....	USA.....	2:33:48
10.....	Alia Gray.....	27.....	USA.....	2:34:00

### 2015 Men

#	Name	Age	Country	Time
1.....	Dickson Chumba.....	28.....	KEN.....	2:09:25
2.....	Sammy Kitwara.....	28.....	KEN.....	2:09:50
3.....	Sammy Ndungu.....	27.....	KEN.....	2:10:06
4.....	Girmay Birhanu Gebre.....	27.....	ETH.....	2:10:07
5.....	Luke Puskedra.....	25.....	USA.....	2:10:24
6.....	Wesley Korir.....	32.....	KEN.....	2:10:39
7.....	Elkanah Kibet.....	29.....	USA.....	2:11:31
8.....	Lucas Rotich.....	25.....	KEN.....	2:13:39
9.....	Abera Kuma.....	25.....	ETH.....	2:13:44
10.....	Fernando Cabada.....	33.....	USA.....	2:15:36

### 2015 Women

#	Name	Age	Country	Time
1.....	Florence Kiplagat.....	28.....	KEN.....	2:23:33
2.....	Yebgual Melese.....	25.....	ETH.....	2:23:43
3.....	Birhanu Dibaba.....	22.....	ETH.....	2:24:24
4.....	Kayoko Fukushi.....	33.....	JPN.....	2:24:25
5.....	Mulu Seboka.....	31.....	ETH.....	2:24:40
6.....	Meskerem Assefa.....	30.....	ETH.....	2:25:11
7.....	Deena Kastor.....	42.....	USA.....	2:27:47
8.....	Diane Nukuri.....	30.....	BDI.....	2:29:13
9.....	Jessica Draskau Petersson.....	38.....	DEN.....	2:30:07
10.....	Sara Hall.....	32.....	USA.....	2:31:14



## 2014 Men

#	Name	Age	Country	Time
1	Eliud Kipchoge	29	KEN	2:04:11
2	Sammy Kitwara	27	KEN	2:04:28
3	Dickson Chumba	27	KEN	2:04:32
4	Kenenisa Bekele	32	ETH	2:05:51
5	Bernard Koech	26	KEN	2:08:30
6	Ghirmay Ghebreslassie	18	ERI	2:09:08
7	Lani Rutto	25	KEN	2:10:42
8	Wesley Korir	31	KEN	2:11:09
9	Bobby Curtis	29	USA	2:11:20
10	Koji Kobayashi	25	JPN	2:11:43

## 2014 Women\*\*

#	Name	Age	Country	Time
1	Mare Dibaba	24	ETH	2:25:37
2	Florence Kiplagat	27	KEN	2:25:57
3	Birhane Dibaba	21	ETH	2:27:02
4	Amy Hastings	30	USA	2:27:03
5	Clara Santucci	27	USA	2:32:21
6	Sarah Crouch	25	USA	2:32:44
7	Gelete Burka	28	ETH	2:34:17
8	Melissa White	33	USA	2:34:19
9	Lauren Jimison	24	USA	2:34:38
10	Sarah Cummings	25	USA	2:34:47

## 2013 Men

#	Name	Age	Country	Time
1	Dennis Kimetto	29	KEN	2:03:45
2	Emmanuel Mutai	29	KEN	2:03:52
3	Sammy Kitwara	26	KEN	2:05:16
4	Micah Kogo	27	KEN	2:06:56
5	Dathan Ritzenhein	30	USA	2:09:45
6	Ayele Abshero	22	ETH	2:10:10
7	Hiroaki Sano	29	JPN	2:10:29
8	Moses Mosop	28	KEN	2:11:19
9	Yoshinori Oda	32	JPN	2:11:29
10	Matt Tegenkamp	31	USA	2:12:28

## 2013 Women\*\*

#	Name	Age	Country	Time
1	Rita Jeptoo	32	KEN	2:19:57
2	Jemima Sumgong	28	KEN	2:20:48
3	Atsede Baysa	26	ETH	2:26:42
4	Ehitu Kiros Reda	25	ETH	2:27:42
5	Yukiko Akaba	33	JPN	2:27:49
6	Abebech Afework	22	ETH	2:28:38
7	Clara Santucci	26	USA	2:31:39
8	Melissa White	32	USA	2:32:37
9	Laurie Knowles	36	USA	2:36:29
10	Stephanie Pezullo	31	USA	2:38:03

## 2012 Men

#	Name	Age	Country	Time
1	Tsegaye Kebede	25	ETH	2:04:38
2	Feyisa Lilesa	22	ETH	2:04:52
3	Tilahun Regassa	22	ETH	2:05:27
4	Sammy Kitwara	25	KEN	2:05:54
5	Wesley Korir	29	KEN	2:06:13
6	Bernard Kipyego	26	KEN	2:06:40
7	Samuel Ndungu	24	KEN	2:07:26
8	Dadi Yami	30	ETH	2:07:43
9	Dathan Ritzenhein	29	USA (Beaverton, OR)	2:07:47
10	Shami Dawit	28	ETH	2:08:39

## 2012 Women\*\*

#	Name	Age	Country	Time
1	Atsede Baysa	25	ETH	2:22:03
2	Rita Jeptoo	31	KEN	2:22:04
3	Lucy Kabuu	28	KEN	2:22:41
4	Caroline Rotich	28	KEN	2:23:22
5	Fatuma Sado	20	ETH	2:26:09
6	Renee Baillie	30	USA (Bend, OR)	2:27:17
7	Dot McMahan	35	USA (Royal Oak, MI)	2:32:11
8	Stephanie Pezzullo	30	USA (Charlotte, NC)	2:32:42
9	Laura Portis	25	USA (Kalamazoo, MI)	2:37:18
10	Addie Bracy	26	USA	2:41:29

**2011 Men**

#	Name	Age	Country	Time
1	Moses Mosop	26	KEN	2:05:37
2	Wesley Korir	28	KEN	2:06:15
3	Bernard Kipyego	25	KEN	2:06:29
4	Bekana Daba	23	ETH	2:07:59
5	Ryan Hall	28	USA (Mammoth Lakes, CA)	2:08:04
6	Evans Cheruiyot	29	KEN	2:10:29
7	Kouji Gokaya	23	JPN	2:12:15
8	Hironori Arai	32	JPN	2:13:17
9	Takashi Horiguchi	32	JPN	2:14:48
10	Masaki Shimoju	27	JPN	2:17:49

**2011 Women\*\***

#	Name	Age	Country	Time
1	Ejegayehu Dibaba	29	ETH	2:22:09
2	Kayoko Fukushi	29	JPN	2:24:38
3	Belainesh Gebre	23	ETH	2:26:17
4	Christelle Daunay	37	FRA	2:26:41
5	Claire Hallissey	28	GBR	2:29:27
6	Yue Chao	20	CHN	2:32:57
7	Askale Tafa	27	ETH	2:33:35
8	Cruz Nonata da Silva	37	BRA	2:35:35
9	Jeannette Faber	29	USA (Portland, OR)	2:36:58
10	Maria De Los Angeles Peralta	33	ARG	2:38:51

**2010 Men**

#	Name	Age	Country	Time
1	Sammy Wanjiru	23	KEN	2:06:24
2	Tsegaye Kebede	23	ETH	2:06:43
3	Feyisa Lilesa	20	ETH	2:08:10
4	Wesley Korir	27	KEN	2:08:44
5	Vincent Kipruto	23	KEN	2:09:08
6	Robert Kiprono Cheruiyot	22	KEN	2:09:28
7	Laban Moiben	26	KEN	2:10:48
8	Jason Hartmann	29	USA (Boulder, CO)	2:11:06
9	Ridouane Harroufi	29	MAR	2:13:01
10	Mike Sayenko	26	USA (Bellevue, WA)	2:14:27

**2010 Women\*\***

#	Name	Age	Country	Time
1	Astede Baysa	23	ETH	2:23:40
2	Desiree Davila	27	USA (Rochester Hills, MI)	2:26:20
3	Irina Mikitenko	38	GER	2:26:40
4	Mamitu Daska	26	ETH	2:28:29
5	Magdalena Lewy-Boulet	37	USA (Oakland, CA)	2:28:44
6	Kaori Yoshida	29	JPN	2:29:45
7	Jia Chaofeng	21	CHN	2:30:35
8	Tera Moody	29	USA (Colorado Springs, CO)	2:30:53
9	Fiona Docherty	35	NZL	2:32:17
10	Askale Tafa Magarsa	26	ETH	2:32:24

**2009 Men\*\***

#	Name	Age	Country	Time
1	Sammy Wanjiru	22	KEN	2:05:41
2	Vincent Kipruto	22	KEN	2:06:08
3	Charles Munyeki	23	KEN	2:07:06
4	Richard Limo	28	KEN	2:08:43
5	Wesley Korir	26	KEN	2:10:38
6	Isaac Macharia	30	KEN	2:11:09
7	Sergio Reyes	27	USA (Palmdale, CA)	2:15:30
9	Tadesse Tola	30	ETH	2:15:48
9	Patrick Rizzo	26	USA (Rochester Hills, MI)	2:15:48
10	Benjamin Maiyo	31	ETH	2:16:38

**2009 Women\*\***

#	Name	Age	Country	Time
1	Irina Mikitenko	37	GER	2:26:31
2	Teyba Erkesso	26	ETH	2:26:56
3	Berhane Adere	36	ETH	2:28:38
4	Deena Kastor	36	USA (Mammoth Lakes, CA)	2:28:50
5	Mizuho Nasukawa	29	JPN	2:29:22
6	Melissa White	27	USA (Rochester Hills, MI)	2:32:55
7	Tera Moody	28	USA (Colorado Springs, CO)	2:32:59
8	Adriana Pirtea	29	ROU	2:34:07
9	Elfenesh Alemu	34	ETH	2:35:36
10	Carol Jefferson	24	USA	2:41:15

## 2008 Men

#	Name	Age	Country	Time
1.....	Evans Cheruiyot .....	26 .....	KEN .....	2:06:25
2.....	David Mandago .....	30 .....	KEN .....	2:07:37
3.....	Timothy Cherigat .....	31 .....	KEN .....	2:11:39
4.....	Wesley Korir .....	25 .....	KEN .....	2:13:53
5.....	Martin Lauret .....	36 .....	NED .....	2:15:10
6.....	Emmanuel Mutai .....	25 .....	KEN .....	2:15:36
7.....	Mike Reneau .....	30 .....	USA (Rochester Hills, MI) .....	2:16:20
8.....	William Kipsang .....	31 .....	KEN .....	2:16:41
9.....	Daniel Njenga .....	32 .....	KEN .....	2:17:33
10.....	Richard Limo .....	27 .....	KEN .....	2:18:48

## 2008 Women

#	Name	Age	Country	Time
1.....	Lidiya Grigoryeva .....	34 .....	RUS .....	2:27:17
2.....	Alevtina Biktimirova .....	26 .....	RUS .....	2:29:32
3.....	Kiyoko Shimahara .....	32 .....	JPN .....	2:30:19
4.....	Constantina Tomescu-Dita .....	38 .....	ROU .....	2:30:57
5.....	Desiree Davila .....	25 .....	USA (Rochester Hills, MI) .....	2:31:33
6.....	Colleen De Reuck .....	44 .....	USA (Boulder, CO) .....	2:32:25
7.....	Bezunesh Bekele .....	25 .....	ETH .....	2:32:41
8.....	Paige Higgins .....	26 .....	USA (Flagstaff, AZ) .....	2:33:06
9.....	Kate O'Neill .....	28 .....	USA (Mammoth Lakes, CA) .....	2:34:04
10.....	Berhane Adere .....	34 .....	ETH .....	2:34:16

## 2007 Men

#	Name	Age	Country	Time
1.....	Patrick Ivuti .....	29 .....	KEN .....	2:11:11.00
2.....	Jaouad Gharib .....	35 .....	MAR .....	2:11:11.05
3.....	Daniel Njenga .....	31 .....	KEN .....	2:12:45
4.....	Robert Kipkoech Cheruiyot .....	29 .....	KEN .....	2:16:13
5.....	Ben Maiyo .....	29 .....	KEN .....	2:16:59
6.....	Christopher Cheboiboch .....	30 .....	KEN .....	2:17:17
7.....	Bong-Ju Lee .....	36 .....	KOR .....	2:17:29
8.....	Michael Cox .....	31 .....	USA (Princeton, WV) .....	2:21:42
9.....	Jason Flogel .....	24 .....	USA (West Des Moines, IA) .....	2:26:34
10.....	Eric Blake .....	28 .....	USA (New Britain, CT) .....	2:26:55

## 2007 Women

#	Name	Age	Country	Time
1.....	Berhane Adere .....	34 .....	ETH .....	2:33:49
2.....	Adriana Pirtea .....	27 .....	ROU .....	2:33:52
3.....	Kate O'Neill .....	27 .....	USA (Mammoth Lakes, CA) .....	2:36:15
4.....	Liz Yelling .....	32 .....	GBR .....	2:37:14
5.....	Benita Johnson .....	28 .....	AUS .....	2:38:30
6.....	Nuta Olaru .....	37 .....	ROU .....	2:39:04
7.....	Paige Higgins .....	25 .....	USA (Littleton, CO) .....	2:40:14
8.....	Yolanda Fernandez .....	26 .....	COL .....	2:45:23
9.....	Tera Moody .....	26 .....	USA (Boulder, CO) .....	2:46:40
10.....	Kathy Butler .....	33 .....	GBR .....	2:48:21

## 2006 Men

#	Name	Age	Country	Time
1.....	Robert Kipkoech Cheruiyot .....	28 .....	KEN .....	2:07:35
2.....	Daniel Njenga .....	30 .....	KEN .....	2:07:40
3.....	Jimmy Muindi .....	33 .....	KEN .....	2:07:51
4.....	Abdi Abdirahman .....	29 .....	USA (Tucson, AZ) .....	2:08:56
5.....	Robert Cheboror .....	28 .....	KEN .....	2:09:25
6.....	Brian Sell .....	28 .....	USA (Rochester Hills, MI) .....	2:10:47
7.....	Japhet Kosgei Kipkorir .....	38 .....	KEN .....	2:11:37
8.....	Benjamin Maiyo .....	28 .....	KEN .....	2:11:53
9.....	Dejene Berhanu .....	25 .....	ETH .....	2:12:27
10.....	Meshack Kosgei Kirwa .....	31 .....	KEN .....	2:12:31

## 2006 Women

#	Name	Age	Country	Time
1.....	Berhane Adere .....	33 .....	ETH .....	2:20:42
2.....	Galina Bogomolova .....	29 .....	RUS .....	2:20:47
3.....	Benita Johnson .....	27 .....	AUS .....	2:22:36
4.....	Madai Perez .....	26 .....	MEX .....	2:22:59
5.....	Constantina Tomescu-Dita .....	36 .....	ROU .....	2:24:25
6.....	Nuta Olaru .....	36 .....	ROU .....	2:25:37
7.....	Hiromi Ominami .....	30 .....	JPN .....	2:26:04
8.....	Lyudmila Petrova .....	38 .....	RUS .....	2:27:08
9.....	Kathy Butler .....	33 .....	GBR .....	2:28:39
10.....	Dulce Maria Rodriguez .....	34 .....	MEX .....	2:28:54

## 2005 Men

#	Name	Age	Country	Time
1.	Felix Limo	25	KEN	2:07:02
2.	Benjamin Maiyo	27	KEN	2:07:09
3.	Daniel Njenga	29	KEN	2:07:14
4.	Evans Rutto	27	KEN	2:07:28
5.	Patrick Ivuti	27	KEN	2:07:46
6.	Laban Kipkemboi	27	KEN	2:09:22
7.	William Kipsang	28	KEN	2:09:49
8.	Timothy Cherigat	28	KEN	2:10:34
9.	Sammy Korir	33	KEN	2:10:53
10.	John Gwako	27	KEN	2:12:30

## 2005 Women

#	Name	Age	Country	Time
1.	Deena Kastor	32	USA (Mammoth Lakes, CA)	2:21:25
2.	Constantina Tomescu-Dita	35	ROU	2:21:30
3.	Masako Chiba	29	JPN	2:26:00
4.	Colleen De Reuck	41	USA (Boulder, CO)	2:28:40
5.	Eri Hayakawa	23	JPN	2:28:50
6.	Blake Russell	30	USA (Marina, CA)	2:29:10
7.	Kathy Butler	31	GBR	2:30:01
8.	Tatyana Petrova	22	RUS	2:31:03
9.	Kate Smyth	33	AUS	2:33:42
10.	Grazyna Syrek	33	POL	2:36:32

## 2004 Men

#	Name	Age	Country	Time
1.	Evans Rutto	26	KEN	2:06:16
2.	Daniel Njenga	28	KEN	2:07:44
3.	Toshinari Takaoka	34	JPN	2:07:50
4.	Jimmy Muindi	31	KEN	2:08:27
5.	Khalid Khannouchi	32	USA (Ossining, NY)	2:08:44
6.	Marilson Dos Santos	27	BRA	2:08:48
7.	Stephen Kigora	29	KEN	2:09:21
8.	Scott Westcott	29	AUS	2:13:08
9.	Ben Maiyo	26	KEN	2:13:17
10.	Paul Koech	35	KEN	2:13:20

## 2004 Women

#	Name	Age	Country	Time
1.	Constantina Tomescu-Dita	34	ROU	2:23:45
2.	Nuta Olaru	34	ROU	2:24:33
3.	Svetlana Zakharova	34	RUS	2:25:01
4.	Joyce Chepchumba	33	KEN	2:26:21
5.	Albina Ivanova	27	RUS	2:28:22
6.	Shitaye Gemechu	24	ETH	2:28:28
7.	Marla Runyan	35	USA (Eugene, OR)	2:28:33
8.	Derartu Tulu	32	ETH	2:30:21
9.	Blake Russell	29	USA (Acton, MA)	2:32:04
10.	Jenny Spangler	41	USA (Gurnee, IL)	2:33:36

## 2003 Men

#	Name	Age	Country	Time
1.	Evans Rutto	25	KEN	2:05:50
2.	Paul Koech	34	KEN	2:07:07
3.	Daniel Njenga	27	KEN	2:07:41
4.	Peter Chebet	26	KEN	2:08:43
5.	Jimmy Muindi	30	KEN	2:08:57
6.	Abdelkader El Mouaziz	34	MAR	2:09:38
7.	Meb Keflezighi	28	USA (Mammoth Lakes, CA)	2:10:03
8.	Hendrik Ramaala	31	RSA	2:10:55
9.	Sisay Bezabeh	26	AUS	2:11:08
10.	Josephat Kiprono	29	KEN	2:11:30

## 2003 Women

#	Name	Age	Country	Time
1.	Svetlana Zakharova	33	RUS	2:23:07
2.	Constantina Tomescu-Dita	33	ROU	2:23:35
3.	Jelena Prokopchuk	27	LAT	2:24:53
4.	Albina Ivanova	26	RUS	2:25:35
5.	Grazyna Syrek	31	POL	2:26:22
6.	Malgorzata Sobanska	34	POL	2:27:50
7.	Colleen De Reuck	39	USA (Boulder, CO)	2:28:01
8.	Madina Biktagirova	39	RUS	2:28:33
9.	Nuta Olaru	33	ROU	2:29:00
10.	Deeja Youngquist	26	USA (Albuquerque, NM)	2:29:01

## 2002 Men

#	Name	Age	Country	Time
1.	Khalid Khannouchi.....	30	USA (Ossining, NY)	2:05:56
2.	Daniel Njenga.....	26	KEN	2:06:16
2.	Toshinari Takaoka.....	32	JPN	2:06:16
4.	Paul Tergat.....	33	KEN	2:06:18
5.	Abdelkader El Mouaziz.....	33	MAR	2:06:46
6.	Alan Culpepper.....	30	USA (Louisville, CO)	2:09:41
7.	John Kagwe.....	33	KEN	2:10:02
8.	Driss El Himer.....	28	FRA	2:11:51
9.	Peter Githuka.....	33	KEN	2:12:43
10.	Tobias Hiskia.....	25	NAM	2:13:16

## 2002 Women

#	Name	Age	Country	Time
1.	Paula Radcliffe.....	28	GBR	2:17:18 WR
2.	Catherine Ndereba.....	30	KEN	2:19:26
3.	Yoko Shibui.....	23	JPN	2:21:22
4.	Svetlana Zakharova.....	32	RUS	2:21:31
5.	Madina Biktagirova.....	38	RUS	2:25:20
6.	Deena Drossin.....	29	USA (Mammoth Lakes, CA)	2:26:53
7.	Obata Kayoko.....	30	JPN	2:28:15
8.	Nuta Olaru.....	32	ROU	2:31:37
9.	Masako Chiba.....	26	JPN	2:34:36
10.	Jeanne Hennessy.....	24	USA (Mahopac, NY)	2:35:53

## 2001 Men

#	Name	Age	Country	Time
1.	Ben Kimondiu.....	23	KEN	2:08:52
2.	Paul Tergat.....	32	KEN	2:08:56
3.	Peter Githuka.....	32	KEN	2:09:00
4.	Mohamed Ouadi.....	31	FRA	2:09:26
5.	Noriaki Igarashi.....	28	JPN	2:09:35
6.	Rod DeHaven.....	34	USA (Madison, WI)	2:11:40
7.	Ondoro Osoro.....	34	KEN	2:11:44
8.	Shaun Creighton.....	33	AUS	2:11:54
9.	Mitsunori Hirayama.....	25	JPN	2:12:25
10.	Simon Mphulanyane.....	30	RSA	2:12:44

## 2001 Women

#	Name	Age	Country	Time
1.	Catherine Ndereba.....	29	KEN	2:18:47 WR
2.	Elfenesh Alemu.....	26	ETH	2:24:54
3.	Kerryn McCann.....	34	AUS	2:26:04
4.	Malgorzata Sobanska.....	31	POL	2:26:08
5.	Nives Curti.....	32	ITA	2:28:59
6.	Kayoko Obata.....	30	JPN	2:32:19
7.	Ichijo Naganuma.....	29	JPN	2:34:02
8.	Anne van Schuppen.....	40	NED	2:41:51
9.	Karin Schoen.....	39	SWE	2:42:27
10.	Kelly Keeler.....	39	USA (Bloomington, MN)	2:43:06

## 2000 Men

#	Name	Age	Country	Time
1.	Khalid Khannouchi.....	28	USA (Ossining, NY)	2:07:01
2.	Josephat Kiprono.....	26	KEN	2:07:29
3.	Moses Tanui.....	35	KEN	2:07:47
4.	Peter Githuka.....	31	KEN	2:08:02
5.	Fred Kiprop.....	26	KEN	2:08:23
6.	William Kiplagat.....	28	KEN	2:11:57
7.	David Morris.....	30	USA (Albuquerque, NM)	2:12:00
8.	Eric Mack.....	26	USA (Las Vegas, NV)	2:12:42
9.	Yi Yong Kim.....	27	KOR	2:13:02
10.	Josh Cox.....	25	USA (El Cajon, CA)	2:13:55

## 2000 Women

#	Name	Age	Country	Time
1.	Catherine Ndereba.....	28	KEN	2:21:33
2.	Lornah Kiplagat.....	26	KEN	2:22:36
3.	Irina Timofeyeva.....	30	RUS	2:29:13
4.	Elana Meyer.....	34	RSA	2:31:59
4.	Kayoko Obata.....	29	JPN	2:31:59
6.	Libbie Hickman.....	35	USA (Fort Collins, CO)	2:32:09
7.	Christine Junkermann.....	28	USA (Woodridge, CT)	2:32:45
8.	Kristy Johnston.....	35	USA (Shepherdstown, WV)	2:33:20
9.	Marie Soderstrom.....	40	SWE	2:34:58
10.	Ann Schaefer-Coles.....	35	USA (Algonquin, IL)	2:37:48

## 1999 Men

#	Name	Age	Country	Time
1.	Khalid Khannouchi.....	27	MAR.....	2:05:42 WR
2.	Moses Tanui.....	34	KEN.....	2:06:16
3.	Ondoro Osoro.....	31	KEN.....	2:08:00
4.	David Morris.....	29	USA (Albuquerque, NM).....	2:09:32
5.	Simon Bor.....	30	KEN.....	2:09:35
6.	Eder Moreno Fiahlo.....	26	BRA.....	2:09:36
7.	Joseph Kahugu.....	28	KEN.....	2:09:37
8.	James Kariuki.....	27	KEN.....	2:11:14
9.	Simon Lopuyet.....	26	KEN.....	2:11:44
10.	Thabiso Moquali.....	31	LES.....	2:12:20

## 1999 Women

#	Name	Age	Country	Time
1.	Joyce Chepchumba.....	28	KEN.....	2:25:59
2.	Margaret Okayo.....	23	KEN.....	2:26:00
3.	Elana Meyer.....	33	RSA.....	2:27:17
4.	Colleen De Reuck.....	35	RSA.....	2:27:30
5.	Irina Bogacheva.....	38	KGZ.....	2:27:46
6.	Libbie Hickman.....	34	USA (Fort Collins, CO).....	2:28:34
7.	Marian Sutton.....	36	GBR.....	2:28:42
8.	Renata Paradowska.....	29	POL.....	2:31:59
9.	Albina Galliamova.....	35	RUS.....	2:32:24
10.	Kristy Johnston.....	34	USA (Shepherdstown, WV).....	2:32:34

## 1998 Men

#	Name	Age	Country	Time
1.	Ondoro Osoro.....	30	KEN.....	2:06:54
2.	Khalid Khannouchi.....	26	MAR.....	2:07:19
3.	Gert Thys.....	26	RSA.....	2:07:45
4.	Joseph Kahugu.....	27	KEN.....	2:07:59
5.	Moses Tanui.....	33	KEN.....	2:09:43
6.	Eder Moreno Fiahlo.....	25	BRA.....	2:09:48
7.	Philip Chirchir.....	29	KEN.....	2:09:52
8.	Shinji Kawashima.....	32	JPN.....	2:10:07
9.	Silvio Guerra.....	30	ECU.....	2:10:17
10.	Elijah Lagat.....	32	KEN.....	2:10:33

## 1998 Women

#	Name	Age	Country	Time
1.	Joyce Chepchumba.....	28	KEN.....	2:23:57
2.	Colleen De Reuck.....	34	RSA.....	2:27:04
3.	Elana Meyer.....	32	RSA.....	2:27:20
4.	Kayoko Obata.....	27	JPN.....	2:28:39
5.	Tatyana Pozdnyakova.....	43	UKR.....	2:29:25
6.	Irina Bogacheva.....	37	KGZ.....	2:30:34
7.	Gitte Karlshoj.....	39	DEN.....	2:31:57
8.	Kristy Johnston.....	33	USA (Shepherdstown, WV).....	2:32:37
9.	Linda Somers Smith.....	37	USA (San Luis Obispo, CA).....	2:34:21
10.	Marian Sutton.....	35	GBR.....	2:35:41

## 1997 Men

#	Name	Age	Country	Time
1.	Khalid Khannouchi.....	26	MAR.....	2:07:10
2.	Fred Kiprop.....	24	KEN.....	2:08:19
3.	Peter Ndirangu.....	29	KEN.....	2:08:46
4.	Philip Chirchir.....	29	KEN.....	2:08:56
5.	Patrick Muturi.....	28	KEN.....	2:08:59
6.	Paul Evans.....	35	GBR.....	2:09:20
7.	Jerry Lawson.....	32	USA (Jacksonville, FL).....	2:09:35
8.	Silvio Guerra.....	30	ECU.....	2:09:49
9.	Jon Brown.....	26	GBR.....	2:10:13
10.	Todd Williams.....	28	USA (Knoxville, TN).....	2:11:17

## 1997 Women

#	Name	Age	Country	Time
1.	Marian Sutton.....	34	GBR.....	2:29:03
2.	Gitte Karlshoj.....	37	DEN.....	2:31:31
3.	Irina Bogacheva.....	36	KGZ.....	2:32:45
4.	Christine McNamara.....	31	USA (Boulder, CO).....	2:33:08
5.	Yoshiko Yamamoto.....	27	JPN.....	2:33:55
6.	Debbie Kilpatrick.....	34	USA (Berea, OH).....	2:35:05
7.	Elaine Van Blunk.....	33	USA (Drexel Hill, PA).....	2:35:49
8.	Stefanija Statkuvienė.....	35	LTU.....	2:36:52
9.	Ann Schaeffers-Coles.....	32	USA (Algonquin, IL).....	2:38:25
10.	Lornah Kiplagat.....	23	KEN.....	2:39:13

## 1996 Men

#	Name	Age	Country	Time
1.	Paul Evans	34	GBR	2:08:52
2.	Jerry Lawson	30	USA (Jacksonville, FL)	2:10:04
3.	Leonid Shvetsov	27	RUS	2:10:23
4.	Eamonn Martin	38	GBR	2:11:21
5.	Gary Staines	32	GBR	2:11:25
6.	Jackson Kabiga	21	KEN	2:11:44
7.	Carlos Bautista	28	MEX	2:12:18
8.	Luis Reyes	27	MEX	2:13:04
9.	Eddy Hellebuyck	35	BEL	2:13:19
10.	Antonio Rodriguez	33	POR	2:13:27

## 1996 Women

#	Name	Age	Country	Time
1.	Marian Sutton	33	GBR	2:30:41
2.	Kristy Johnston	31	USA (Coos Bay, OR)	2:31:06
3.	Danuta Bartoszek	35	CAN	2:33:01
4.	Gitte Karlshoj	35	DEN	2:33:53
5.	Irina Bogacheva	35	KGZ	2:34:36
6.	Bonnie McReynolds	32	USA (Nashville, TN)	2:39:18
7.	Debbie Kilpatrick	32	USA (Berea, OH)	2:39:23
8.	Paivi Tikkanen	36	FIN	2:39:36
9.	Ritva Lemettinen	35	FIN	2:42:00
10.	Sharon Stubler	31	USA (Minnetonka, MN)	2:42:39

## 1995 Men

#	Name	Age	Country	Time
1.	Eamonn Martin	35	GBR	2:11:18
2.	Carlos Bautista	25	MEX	2:11:21
3.	Leonid Shvetsov	26	RUS	2:11:24
4.	Driss Dacha	30	MAR	2:12:05
5.	Eddy Hellebuyck	34	BEL	2:12:35
6.	Luis Reyes	25	MEX	2:12:51
7.	Jesus Herrera	33	MEX	2:13:18
8.	Carlos Grisales	28	COL	2:13:41
9.	Maurilio Castillo	33	MEX	2:14:17
10.	Hector De Jesus	29	MEX	2:14:27

## 1995 Women

#	Name	Age	Country	Time
1.	Ritva Lemettinen	34	FIN	2:28:27
2.	Kim Jones	36	USA (Spokane, WA)	2:31:24
3.	Danuta Bartoszek	34	CAN	2:31:46
4.	Gitte Karlshoj	36	DEN	2:32:10
5.	Marian Sutton	32	GBR	2:32:36
6.	Tatiana Ivanova	25	RUS	2:34:59
7.	Tatyana Podznyakova	39	UKR	2:35:14
8.	Kristy Johnston	30	USA (Coos Bay, OR)	2:35:50
9.	Irina Bogacheva	34	KGZ	2:37:26
10.	Iglandini Gonzalez	29	COL	2:37:26

## 1994 Men

#	Name	Age	Country	Time
1.	Luiz Antonio Dos Santos	30	BRA	2:11:16
2.	Ed Eyestone	33	USA (Bountiful, UT)	2:11:51
3.	Patrick Muturi	21	KEN	2:12:56
4.	Ovidio Castilla	28	MEX	2:13:09
5.	Don Janicki	34	USA (Louisville, CO)	2:13:21
6.	Hector De Jesus	28	MEX	2:13:35
7.	Jeff Jacobs	30	USA (Roscoe, IL)	2:13:44
8.	Alejandro Cruz	26	MEX	2:14:33
9.	Carey Nelson	31	CAN	2:15:21
10.	Daniel Martinez	32	USA (Placentia, CA)	2:16:07

## 1994 Women

#	Name	Age	Country	Time
1.	Kristy Johnston	29	USA (Coos Bay, OR)	2:31:34
2.	Gitte Karlshoj	35	DEN	2:31:57
3.	Elaine Van Blunk	30	USA (Drexel Hill, PA)	2:32:25
4.	Trina Painter	28	USA (Austin, TX)	2:35:21
5.	Lisa Weidenbach	32	USA (Wichita, KS)	2:36:35
6.	Joan Benoit Samuelson	37	USA (Cape Elizabeth, ME)	2:37:09
7.	Maria Trujillo	35	USA (Salinas, CA)	2:37:25
8.	Inge Marie Nilsson	28	SWE	2:39:43
9.	Lyubov Klochko	35	UKR	2:40:09
10.	Amy Legacki	25	USA (Ann Arbor, MI)	2:40:18

## 1993 Men

#	Name	Age	Country	Time
1.....	Luiz Antonio Dos Santos.....	29.....	BRA.....	2:13:15
2.....	Eddy Hellebuyck.....	32.....	BEL.....	2:14:40
3.....	Antoni Niemczak.....	37.....	POL.....	2:15:07
4.....	Reynaldo Ramirez.....	28.....	MEX.....	2:15:47
5.....	Bruce Deacon.....	26.....	CAN.....	2:15:52
6.....	Jeff Jacobs.....	29.....	USA (Roscoe, IL).....	2:16:00
7.....	Alfredo Viguera.....	30.....	MEX.....	2:16:10
8.....	Tesfaye Bekele.....	23.....	ETH.....	2:16:18
9.....	Gumerindo Olmedo.....	29.....	MEX.....	2:16:43
10.....	Tadeusz Lawicki.....	37.....	POL.....	2:19:12

## 1993 Women

#	Name	Age	Country	Time
1.....	Ritva Lemettinen.....	32.....	FIN.....	2:33:18
2.....	Linda Somers.....	32.....	USA (Danville, CA).....	2:34:26
3.....	Silvana Pereira.....	28.....	BRA.....	2:37:58
4.....	Danuta Bartoszek.....	32.....	CAN.....	2:38:16
5.....	Debra Gormley.....	27.....	USA (St. Paul, MN).....	2:42:03
6.....	Suzanne Rigg.....	29.....	GBR.....	2:45:00
7.....	Ludmilla Ilina.....	23.....	RUS.....	2:46:41
8.....	Noeleen Wadden.....	31.....	CAN.....	2:47:21
9.....	Bridget Collins.....	32.....	USA (Lisle, IL).....	2:53:07
10.....	Cynthia Woods.....	37.....	USA (Bolingbrook, IL).....	2:54:49

## 1992 Men

#	Name	Age	Country	Time
1.....	Jose Cesar De Souza.....	29.....	BRA.....	2:16:14
2.....	Igor Braslawsky.....	25.....	UKR.....	2:17:30
3.....	Eddy Hellebuyck.....	31.....	BEL.....	2:17:55
4.....	Thomas O'Gara.....	26.....	IRL.....	2:18:05
5.....	Thomasz Gnabel.....	25.....	POL.....	2:18:18
6.....	Roy Dooney.....	34.....	IRL.....	2:20:25
7.....	Terefe Makonnen.....	24.....	ETH.....	2:20:28
8.....	Tadeusz Lawicki.....	30.....	POL.....	2:20:39
9.....	Visa Orttenvuori.....	24.....	FIN.....	2:21:47
10.....	Kassa Balcha.....	32.....	ETH.....	2:22:51

## 1992 Women

#	Name	Age	Country	Time
1.....	Linda Somers.....	31.....	USA (Danville, CA).....	2:37:41
2.....	Gail Hall.....	32.....	USA (WA).....	2:39:38
3.....	Kirsi Valasti.....	25.....	FIN.....	2:40:32
4.....	Ursula Noctor.....	27.....	IRL.....	2:41:52
5.....	Emma Cabrera.....	28.....	MEX.....	2:45:36
6.....	Betsy Schmidt.....	25.....	USA (Chapel Hill, NC).....	2:46:49
7.....	Catriona Dowling.....	34.....	IRL.....	2:50:24
8.....	Renata Sitek.....	31.....	AUT.....	2:52:14
9.....	Sandra Natal.....	30.....	USA (Brooklyn, NY).....	2:57:09
10.....	Melanie Murray.....	32.....	USA (San Francisco, CA).....	2:57:25

## 1991 Men

#	Name	Age	Country	Time
1.....	Joseildo Rocha.....	26.....	BRA.....	2:14:33
2.....	Roy Dooney.....	33.....	IRL.....	2:14:39
3.....	Jose Santana.....	27.....	BRA.....	2:15:06
4.....	David Mora.....	27.....	USA (Bloomington, IN).....	2:15:44
5.....	Valmir De Carvalho.....	32.....	BRA.....	2:16:22
6.....	Cholon Kim.....	32.....	KOR.....	2:17:00
7.....	Thomas O'Gara.....	36.....	IRL.....	2:18:27
8.....	David O'Keefe.....	31.....	USA (Orchard Park, NY).....	2:18:30
9.....	Tommy Ekblom.....	32.....	FIN.....	2:19:13
10.....	Greg Meyer.....	36.....	USA (Ada, MI).....	2:19:27

## 1991 Women

#	Name	Age	Country	Time
1.....	Midde Hamrin-Senorski.....	34.....	SWE.....	2:36:21
2.....	Kirsi Rauta.....	25.....	FIN.....	2:38:21
3.....	Silvana Pereira.....	26.....	BRA.....	2:40:10
4.....	Ursula Noctor.....	30.....	IRL.....	2:41:21
5.....	Kirsi Valasti.....	27.....	FIN.....	2:41:45
6.....	Monica Signahl.....	30.....	SWE.....	2:42:36
7.....	Patricia Griffin.....	30.....	IRL.....	2:42:45
8.....	Mary Pastillo.....	27.....	USA (Newington, CT).....	2:46:12
9.....	Carina Leutner.....	31.....	AUT.....	2:50:26
10.....	Betsy Frick.....	31.....	USA (Norcross, VA).....	2:51:05



## 1990 Men

#	Name	Age	Country	Time
1.....	Martin Pitayo.....	30.....	MEX.....	2:09:41
2.....	Antoni Niemczak.....	30.....	POL.....	2:09:41
3.....	Rex Wilson.....	30.....	NZL.....	2:10:48
4.....	Ake Eriksson.....	28.....	SWE.....	2:10:53
5.....	Ed Eyestone.....	29.....	USA (Bountiful, UT).....	2:10:59
6.....	Jan Hurak.....	30.....	POL.....	2:11:26
7.....	Joaquin Pinheiro.....	29.....	POR.....	2:12:03
8.....	Osmiro Silva.....	29.....	BRA.....	2:12:17
9.....	Dionicio Ceron.....	25.....	MEX.....	2:12:18
10.....	Victor Mozgovo.....	29.....	URS.....	2:13:27

## 1990 Women

#	Name	Age	Country	Time
1.....	Aurora Cunha.....	31.....	POR.....	2:30:11
2.....	Carole Rouillard.....	30.....	CAN.....	2:32:28
3.....	Midde Hamrin.....	33.....	SWE.....	2:34:27
4.....	Helen Moros.....	23.....	NZL.....	2:34:37
5.....	Kellie Cathey.....	28.....	USA (Fort Collins, CO).....	2:35:58
6.....	Mary Knisely.....	31.....	USA (Dallas, TX).....	2:37:58
7.....	Deborah Raunig.....	35.....	USA (Grand Falls, MT).....	2:38:07
8.....	Joy Smith.....	28.....	USA (Sugar Land, TX).....	2:38:22
9.....	Terry Schmidt.....	34.....	USA (Stateline, NV).....	2:38:42
10.....	Anne Roden.....	44.....	GBR.....	2:38:55

## 1989 Men

#	Name	Age	Country	Time
1.....	Paul Davis-Hale.....	27.....	GBR.....	2:11:25
2.....	Ravil Kashapov.....	32.....	URS.....	2:13:19
3.....	David Long.....	28.....	GBR.....	2:13:37
4.....	Ed Eyestone.....	28.....	USA (Bountiful, UT).....	2:14:57
5.....	Carlos Montero.....	27.....	ESP.....	2:15:15
6.....	Tadessa Belayneh.....	26.....	ETH.....	2:15:19
7.....	Pedro Ortiz.....	31.....	COL.....	2:16:29
8.....	Gabriel Kamau.....	31.....	KEN.....	2:17:02
9.....	Eddy Hellebuyck.....	28.....	BEL.....	2:17:25
10.....	Salah Qoqaiche.....	22.....	MAR.....	2:18:08

## 1989 Women

#	Name	Age	Country	Time
1.....	Lisa Weidenbach.....	27.....	USA (Issaquah, WA).....	2:28:15
2.....	Carla Beurskens.....	37.....	NED.....	2:30:24
3.....	Cathy O'Brien.....	22.....	USA (Boston, MA).....	2:31:19
4.....	Maria Lelut.....	33.....	FRA.....	2:34:59
5.....	Carole Rouillard.....	29.....	CAN.....	2:35:20
6.....	Wanda Panfil.....	30.....	POL.....	2:35:40
7.....	Cassandra Mihailovic.....	28.....	FRA.....	2:35:44
8.....	Jocelyn Villetton.....	35.....	FRA.....	2:36:55
9.....	Margurite Buist.....	36.....	NZL.....	2:37:20
10.....	Kamila Gradus.....	22.....	POL.....	2:37:37

## 1988 Men

#	Name	Age	Country	Time
1.....	Alejandro Cruz.....	21.....	MEX.....	2:08:57
2.....	Yakov Tolstikov.....	29.....	URS.....	2:09:20
3.....	Richard Kaitany.....	32.....	KEN.....	2:09:39
4.....	Manuel Matias.....	26.....	POR.....	2:10:19
5.....	Mike O'Reilly.....	30.....	IRL.....	2:11:50
6.....	Steve Brace.....	27.....	GBR.....	2:11:50
7.....	Gerardo Alcala.....	27.....	MEX.....	2:12:11
8.....	Derek Froude.....	29.....	NZL.....	2:12:40
9.....	Elisio Rios.....	27.....	POR.....	2:12:53
10.....	Steve Binns.....	28.....	GBR.....	2:13:32

## 1988 Women

#	Name	Age	Country	Time
1.....	Lisa Weidenbach.....	26.....	USA (Issaquah, WA).....	2:29:17
2.....	Emma Scaunich.....	34.....	ITA.....	2:29:46
3.....	Paula Fudge.....	36.....	GBR.....	2:29:47
4.....	Tami Ruckle.....	26.....	AUS.....	2:31:19
5.....	Kim Jones.....	30.....	USA (Spokane, WA).....	2:32:03
6.....	Kellie Cathey.....	26.....	USA (Fort Collins, CO).....	2:32:29
7.....	Elena Tsukhlo.....	34.....	URS.....	2:33:25
8.....	Ekatrina Khramenkova.....	32.....	URS.....	2:33:36
9.....	Midde Hamrin.....	31.....	SWE.....	2:33:56
10.....	Irina Jagodina.....	24.....	URS.....	2:35:53

## 1987

A half marathon took the place of the full marathon

### 1986 Men

#	Name	Age	Country	Time
1	Toshihiko Seko	30	JPN	2:08:27
2	Ahmed Saleh	29	DJI	2:09:57
3	Charlie Spedding	34	GBR	2:10:13
4	Michael Musyoki	30	KEN	2:10:30
5	Herbert Steffny	33	FRG	2:11:17
6	John Burra	24	TAN	2:13:36
7	Paul Williams	30	CAN	2:13:59
8	Juergen Drescher	28	FRG	2:14:27
9	Jose Gomez	30	MEX	2:14:58
10	Rodolfo Gomez	35	MEX	2:15:02

### 1986 Women

#	Name	Age	Country	Time
1	Ingrid Kristiansen	30	NOR	2:27:08
2	Maria Lelut	30	FRA	2:29:51
3	Priscilla Welch	41	GBR	2:31:14
4	Debbie Raunig	31	USA (Grand Falls, MT)	2:31:28
5	Maureen Custy	31	USA (Denver, CO)	2:34:41
6	Gail Kingma	26	USA (Seattle, WA)	2:35:43
7	Tuija Jousimaa	28	FIN	2:36:48
8	Karina Weber-Leutner	22	AUT	2:37:09
9	Dorothy Goertzen	31	CAN	2:40:34
10	Solweig Haryson	27	SWE	2:43:24

### 1985 Men

#	Name	Age	Country	Time
1	Steve Jones	30	GBR	2:07:13
2	Robleh Djama	27	DJI	2:08:08
3	Rob DeCastella	28	AUS	2:08:48
4	Gianni Poli	27	ITA	2:09:57
5	Ralf Salzmann	30	FRG	2:10:56
6	Jose Gomez	29	MEX	2:11:08
7	Don Janicki	25	USA (Mesa, AZ)	2:11:16
8	Francisco Pacheco	24	MEX	2:11:57
9	Ken Martin	27	USA (Flagstaff, AZ)	2:12:00
10	Henrik Jorgensen	23	DEN	2:12:03

## 1985 Women

#	Name	Age	Country	Time
1	Joan Benoit Samuelson	28	USA (Cape Elizabeth, ME)	2:21:21
2	Ingrid Kristiansen	29	NOR	2:23:05
3	Rosa Mota	27	POR	2:23:29
4	Carla Beurskens	33	NED	2:27:50
5	Veronique Marot	30	GBR	2:28:04
6	Glenys Quick	27	NZL	2:31:44
7	Mary O'Connor	30	NZL	2:33:41
8	Maria Lelut	29	FRA	2:34:02
9	Sylvie Bornet	25	FRA	2:34:05
10	Rita Borralho	31	POR	2:36:03

### 1984 Men

#	Name	Age	Country	Time
1	Steve Jones	29	GBR	2:08:05 WR
2	Carlos Lopes	37	POR	2:09:06
3	Rob De Castella	27	AUS	2:09:09
4	Gabriel Kamau	26	KEN	2:10:05
5	Geoff Smith	30	GBR	2:10:08
6	Martin Pitayo	24	MEX	2:10:29
7	Jerry Kiernan	31	IRL	2:12:24
8	Kjell-Eric Stahl	38	SWE	2:14:16
9	Agapius Masong	22	TAN	2:14:23
10	Cor Lambregts	26	NED	2:14:46

### 1984 Women

#	Name	Age	Country	Time
1	Rosa Mota	26	POR	2:26:01
2	Lisa Martin	24	AUS	2:27:40
3	Ingrid Kristiansen	28	NOR	2:30:21
4	Dorthe Rasmussen	24	DEN	2:30:42
5	Lisa Weidenbach	22	USA (Troy, MI)	2:31:31
6	Glenys Quick	26	NZL	2:32:53
7	Regina Joyce	27	IRL	2:35:05
8	Jacqueline Gareau	31	CAN	2:35:33
9	Rita Borralho	30	POR	2:35:43
10	Magda Ilands	34	BEL	2:36:04

**1983 Men**

#	Name	Age	Country	Time
1.....	Joseph Nzau .....	33 .....	KEN .....	2:09:44.3
2.....	Hugh Jones .....	27 .....	GBR .....	2:09:44.8
3.....	Simeon Kigen .....	22 .....	KEN .....	2:10:51
4.....	Agapius Masong .....	21 .....	TAN .....	2:11:57
5.....	Christoph Herle .....	27 .....	FRG .....	2:12:15
6.....	Gianni Poli .....	25 .....	ITA .....	2:12:34
7.....	Tom Raunig .....	24 .....	USA (Eugene, OR) .....	2:12:55
8.....	Gabriel Kamau .....	25 .....	KEN .....	2:14:20
9.....	Jeff Wells .....	29 .....	USA (Dallas, TX) .....	2:15:45
10.....	Henrik Jorgenson .....	21 .....	DEN .....	2:15:59

**1983 Women**

#	Name	Age	Country	Time
1.....	Rosa Mota .....	25 .....	POR .....	2:31:12
2.....	Jacqueline Gareau .....	30 .....	CAN .....	2:31:36
3.....	Dorthe Rasmussen .....	23 .....	DEN .....	2:31:45
4.....	Anne Audain .....	27 .....	NZL .....	2:32:15
5.....	Karen Dunn .....	20 .....	USA (Durham, NH) .....	2:34:24
6.....	Lisa Weidenbach .....	21 .....	USA (Troy, MI) .....	2:34:55
7.....	Ann Marie Malone .....	23 .....	CAN .....	2:36:23
8.....	Nancy Konz .....	26 .....	USA (East Hampton, MA) .....	2:36:44
9.....	Rita Marchisio .....	33 .....	ITA .....	2:37:29
10.....	Carol Urish .....	31 .....	USA (Houston, TX) .....	2:37:57

**1982 Men**

#	Name	Age	Country	Time
1.....	Greg Meyer .....	27 .....	USA (Wellesley, MA) .....	2:10:59
2.....	Joseph Nzau .....	32 .....	KEN .....	2:11:40
3.....	John Halbersadt .....	33 .....	RSA .....	2:11:46
4.....	David Edge .....	27 .....	CAN .....	2:12:25
5.....	Randy Thomas .....	29 .....	USA (Newton Falls, MA) .....	2:12:33
6.....	Gian Paolo Messina .....	25 .....	ITA .....	2:12:42
7.....	Ed Mendoza .....	29 .....	USA (Flagstaff, AZ) .....	2:12:47
8.....	Karel Lismont .....	33 .....	BEL .....	2:13:02
9.....	Duncan MacDonald .....	33 .....	USA (Menlo Park, CA) .....	2:13:07
10.....	Mike Hurd .....	36 .....	GBR .....	2:13:17

**1982 Women**

#	Name	Age	Country	Time
1.....	Nancy Konz .....	25 .....	USA (East Hampton, MA) .....	2:33:23
2.....	Karen Dunn .....	19 .....	USA (Durham, NH) .....	2:34:40
3.....	Glenys Quick .....	24 .....	NZL .....	2:36:50
4.....	Eileen Claugus .....	27 .....	USA (Sacramento, CA) .....	2:37:16
5.....	Shirley Finken .....	24 .....	USA (Somerset, NJ) .....	2:41:16
6.....	Cindy Dalrymple .....	40 .....	USA (New York, NY) .....	2:43:35
7.....	Tina Grandy .....	29 .....	USA (Minneapolis, MN) .....	2:44:06
8.....	Jan Arenz .....	32 .....	USA (St. Paul, MN) .....	2:44:51
9.....	Beverly Roland-Miller .....	25 .....	USA (Macomb, IL) .....	2:46:50
10.....	Charlene Groet .....	34 .....	USA (De Motte, IN) .....	2:48:15

**1981 Men**

#	Name	Age	Country	Time
1.....	Phillip Coppess .....	27 .....	USA (Clinton, IA) .....	2:16:13
2.....	Tony Shockency .....	25 .....	USA (Minneapolis, MN) .....	2:17:15
3.....	Frank Shorter .....	33 .....	USA (Boulder, CO) .....	2:17:27
4.....	Robert Busby .....	32 .....	USA (Warrensburg, MO) .....	2:17:44
5.....	Dave Hinz .....	25 .....	USA (Plymouth, MI) .....	2:18:03
6.....	Kevin Higdon .....	22 .....	USA (Chicago, IL) .....	2:19:37
7.....	Joe Sheeran .....	23 .....	USA (Grayslake, IL) .....	2:20:15
8.....	Gary Bjorklund .....	30 .....	USA (Minneapolis, MN) .....	2:20:26
9.....	Gerald Krane .....	29 .....	USA (East Lansing, MI) .....	2:22:22
10.....	John Wellerding .....	27 .....	USA (Bettendorf, IA) .....	2:23:35

**1981 Women**

#	Name	Age	Country	Time
1.....	Tina Gandy .....	28 .....	USA (Des Moines, IA) .....	2:49:39
2.....	Charlene Groet .....	33 .....	USA (De Motte, IN) .....	2:56:33
3.....	Betty Johnny .....	33 .....	USA (Chicago, IL) .....	2:58:05
4.....	Betty Hite .....	35 .....	USA (North Webster, IN) .....	2:58:58
5.....	Sue Petersen .....	37 .....	USA (Laguna Beach, CA) .....	2:59:16
6.....	Karen Bukowski .....	25 .....	USA (Chicago, IL) .....	3:04:47
7.....	Moo Thorpe .....	24 .....	USA (Santa Fe, NM) .....	3:05:40
8.....	Jayne Schiff .....	25 .....	USA (Chicago, IL) .....	3:06:43
9.....	Patricia Elmer .....	27 .....	USA (Des Plaines, IL) .....	3:06:46
10.....	Peggy McAleer .....	31 .....	USA (Chicago, IL) .....	3:08:38

## 1980 Men

#	Name	Age	Country	Time
1.....	Frank Richardson.....	25.....	USA (Ames, IA).....	2:14:04
2.....	Chuck Smead.....	28.....	USA (Santa Paula, CA).....	2:16:47
3.....	Joseph Sheeran.....	22.....	USA (Charleston, IL).....	2:19:12
4.....	Duane Spitz.....	31.....	USA (Holt, MI).....	2:19:55
5.....	Gordon Minty.....	32.....	USA (East Lansing, MI).....	2:21:24
6.....	John Wellerding.....	26.....	USA (Bettendorf, IA).....	2:21:37
7.....	Jim Macnider.....	29.....	USA (Roselle, IL).....	2:22:07
8.....	Kurt Shallenberger.....	25.....	USA (Chicago, IL).....	2:22:52
9.....	Frank Shorter.....	32.....	USA (Boulder, CO).....	2:23:38
10.....	Veli Bali.....	31.....	TUR.....	2:24:07

## 1980 Women

#	Name	Age	Country	Time
1.....	Sue Petersen.....	36.....	USA (Laguna Beach, CA).....	2:45:03
2.....	Sue Henderson.....	33.....	USA (Boulder, CO).....	2:49:43
3.....	Marilyn Bevans.....	30.....	USA (Baltimore, MD).....	3:00:43
4.....	Bonnie Payne.....	33.....	USA (Hinsdale, IL).....	3:01:00
5.....	Diane Sims Page.....	36.....	USA (Highland Park, IL).....	3:01:00
6.....	Melissa Uchitelle.....	23.....	USA (New Orleans, LA).....	3:05:39
7.....	Helen Dick.....	56.....	USA (Los Angeles, CA).....	3:08:48
8.....	Ada Letinsky.....	42.....	CAN.....	3:10:58
9.....	Maryanne Joyce.....	28.....	USA (Chicago, IL).....	3:12:45
10.....	Matilee Christman.....	49.....	USA (Des Plaines, IL).....	3:14:11

## 1979 Men

#	Name	Age	Country	Time
1.....	Dan Cloeter.....	25.....	USA (Norfolk, NE).....	2:23:20
2.....	Mike Healer.....	25.....	USA (St. Petersburg, FL).....	2:27:36
3.....	Patrick Chmiel.....	34.....	USA (Miami, FL).....	2:33:51
4.....	Antonio Peso.....	28.....	USA (Mt. Prospect, IL).....	2:36:21
5.....	Rick Wilson.....	22.....	USA (Frankfort, IL).....	2:36:40
6.....	Don White.....	22.....	USA (Montgomery, IL).....	2:38:56
7.....	Jon Eggers.....	23.....	USA (Lincoln, NE).....	2:39:22
8.....	John Wellerding.....	25.....	USA (Bettendorf, IA).....	2:40:00
9.....	Robert Prince.....	24.....	USA (Hinsdale, IL).....	2:40:20
10.....	Thomas Benedict.....	35.....	USA (Park Ridge, IL).....	2:43:03

## 1979 Women

#	Name	Age	Country	Time
1.....	Laura Michalek.....	15.....	USA (Berwyn, IL).....	3:15:45
2.....	Lynae Larson.....	23.....	USA (Brookings, SD).....	3:16:45
3.....	Marilyn Reinhardt.....	28.....	USA (Indianapolis, IN).....	3:17:40
4.....	Diane Sims Page.....	35.....	USA (Highland Park, IL).....	3:26:05
5.....	Helen Rea.....	19.....	USA (West Lafayette, IN).....	3:29:45
6.....	Susie Sandstrom.....	21.....	USA (Wheaton, IL).....	3:30:20
7.....	Charlene Groet.....	32.....	USA (De Motte, IN).....	3:30:50
8.....	Edna Craig.....	30.....	USA (Ft. Lauderdale, FL).....	3:31:05
9.....	Lorraine Norgle.....	41.....	USA (Elmhurst, IL).....	3:37:20
10.....	Joan Hirt.....	27.....	USA (Bolingbrook, IL).....	3:43:50

## 1978 Men

#	Name	Age	Country	Time
1.....	Mark Stanforth.....	28.....	USA (Phoenix, AZ).....	2:19:20
2.....	Barney Klecker.....	27.....	USA (Chaska, MN).....	2:24:13
3.....	Dan Cloeter.....	24.....	USA (Norfolk, NE).....	2:24:33
4.....	Blair Bertaccini.....	24.....	USA (Litchfield, IL).....	2:26:31
5.....	Dean Reinke.....	25.....	USA (Bloomington, IN).....	2:26:55
6.....	Pat Chmiel.....	33.....	USA (Miami, FL).....	2:27:22
7.....	Les Myers.....	23.....	USA (Mackinaw, IL).....	2:29:39
8.....	Robert Brown.....	23.....	USA (Chicago, IL).....	2:30:08
9.....	Thomas Blumer.....	23.....	USA (Cincinnati, OH).....	2:30:08
10.....	John Been.....	24.....	USA (Chicago Heights, IL).....	2:30:33

## 1978 Women

#	Name	Age	Country	Time
1.....	Lynae Larson.....	24.....	USA (Brookings, SD).....	2:59:25
2.....	Karen Doppes.....	22.....	USA (Cincinnati, OH).....	3:13:20
3.....	Debbie Hartsock.....	25.....	USA (Collegedale, TN).....	3:13:25
4.....	Marion Burchfield.....	42.....	USA (Glenwood, IL).....	3:20:00
5.....	Martha McCafferty.....	28.....	USA (Great Falls, IL).....	3:22:45
6.....	Susan Grossman.....	26.....	USA (Skokie, IL).....	3:25:00
7.....	Mary Logan.....	38.....	USA (Delafield, WI).....	3:26:00
8.....	Samatha Danner.....	30.....	USA (Chicago, IL).....	3:28:35
9.....	Lydi Pallares.....	39.....	USA (Miami, FL).....	3:29:35
10.....	Sonja Liems.....	32.....	USA (Niles, IL).....	3:29:55

## 1977 Men

#	Name	Age	Country	Time
1.....	Dan Cloeter.....	23.....	USA (Fort Wayne, IN).....	2:17:52
2.....	Jim Macnider.....	26.....	USA (Hoffman Estates, IL).....	2:22:49
3.....	Dave Elger.....	24.....	USA (Muskegon, WI).....	2:25:25
4.....	Steven Flanagan.....	28.....	USA (East Lansing, MI).....	2:26:47
5.....	Gary Barrett.....	28.....	USA (Naperville, IL).....	2:27:41
6.....	Walter Crawford.....	28.....	USA (Chicago, IL).....	2:28:00
7.....	Patrick Davis.....	31.....	USA (Mokena, IL).....	2:30:18

8.....	Ken Burke .....	22 .....	USA (Lockport, IL) .....	2:30:30
9.....	Roger Rouiller .....	39 .....	USA (Lockport, IL) .....	2:31:58
10.....	William Van Dyke.....	33 .....	USA (Evanston, IL).....	2:32:49

### 1977 Women

#	Name	Age	Country	Time
1.....	Dorothy Doolittle .....	30 .....	USA (Austin, TX) .....	2:50:47
2.....	Marilyn Bevans.....	27 .....	USA (Baltimore, MD).....	2:54:56
3.....	Lynn Johnson.....	31 .....	USA (Brookings, SD) .....	2:58:53
4.....	Cheryl Flanagan .....	26 .....	USA (East Lansing, MI).....	2:58:53
5.....	Penny DeMoss.....	25 .....	USA (Los Altos, CA) .....	3:10:37
6.....	Ellen O'Malley.....	15 .....	USA (Hinsdale, IL) .....	3:11:04
7.....	Sue Ellen Trapp .....	31 .....	USA (Lehigh, FL) .....	3:14:09
8.....	Mary Burns .....	20 .....	USA (Iowa City, IA).....	3:15:31
9.....	Diana McIntosh.....	34 .....	USA (Winnetka, IL) .....	3:30:36
10.....	Andrea Arena.....	26 .....	ITA.....	3:33:42

WR = World Record

\* Official results as of September 2018. Result standings are subject to change in accordance with International Athletics Association Federations (IAAF) Anti-Doping Rules and Regulations.

\*\*As a result of a doping violation, the International Athletics Association Federations (IAAF) announced in 2016 that the 2014 result of Rita Jeptoo has been annulled. In 2015, as a result of a doping violation, the IAAF announced that the 2009-2012 results of Liliya Shobukhova have been annulled. As a result of doping violations, the IAAF also announced that the 2009 result of Lidiya Grigoryeva, the 2009 result of Abderrahim Goumri, the 2010, 2012 and 2013 results of Mariya Kononova and the 2013 result of Aleksandra Duliba have been annulled. The official results of the Bank of America Chicago Marathon reflect this change

### Top 5 wheelchair finishers (1984-2017)

#### 2017 Men

#	Name	Age	Country	Time
1.....	Marcel Hug .....	31 .....	SUI .....	1:29:23
2.....	Kurt Fearnley .....	36 .....	AUS .....	1:30:24
3.....	Jordi Madera Jimenez.....	37 .....	ESP .....	1:30:25
4.....	Sho Watanabe.....	25 .....	JPN .....	1:30:26
5.....	Rafael Botello Jimenez .....	38 .....	ESP .....	1:30:27

#### 2017 Women

#	Name	Age	Country	Time
1.....	Tatyana McFadden.....	28 .....	USA (Clarksville, MD) .....	1:39:15
2.....	Amanda McGrory.....	31 .....	USA (Savoy, IL) .....	1:39:15
3.....	Manuela Schär .....	32 .....	SUI .....	1:39:17
4.....	Madison de Rozario.....	23 .....	AUS .....	1:39:22
5.....	Sammi Kinghorn.....	21 .....	GBR .....	1:43:52

#### 2016 Men

#	Name	Age	Country	Time
1.....	Marcel Hug .....	30 .....	SUI .....	1:32:57
2.....	Kurt Fearnley .....	35 .....	AUS .....	1:32:58
3.....	Josh George.....	31 .....	USA (Champaign, IL) .....	1:32:59
4.....	Gyudae Kim .....	32 .....	KOR .....	1:33:00
5.....	Aaron Pike.....	30 .....	USA (Champaign, IL) .....	1:33:01

#### 2016 Women

#	Name	Age	Country	Time
1.....	Tatyana McFadden.....	27 .....	USA (Clarksville, MD) .....	1:42:28
2.....	Manuela Schär .....	31 .....	SUI .....	1:42:29
3.....	Amanda McGrory .....	30 .....	USA (Savoy, IL) .....	1:47:55
4.....	Sandra Graf .....	47 .....	SUI .....	1:50:13
5.....	Susannah Scaroni.....	25 .....	USA (Champaign, IL) .....	1:52:50

#### 2015 Men

#	Name	Age	Country	Time
1.....	Kurt Fearnley .....	34 .....	AUS .....	1:30:46
2.....	Marcel Hug .....	29 .....	SUI .....	1:30:48
3.....	Josh George .....	31 .....	USA (Champaign, IL) .....	1:30:48
4.....	Ernst Van Dyk.....	42 .....	RSA.....	1:30:50
5.....	Gyudae Kim .....	31 .....	KOR (Champaign, IL).....	1:30:51

#### 2015 Women

#	Name	Age	Country	Time
1.....	Tatyana McFadden.....	26 .....	USA (Clarksville, MD) .....	1:41:10
2.....	Manuela Schär .....	30 .....	SUI .....	1:41:56
3.....	Chelsea McClammer.....	21 .....	USA (Champaign, IL) .....	1:50:02
4.....	Amanda McGrory.....	29 .....	USA (Savoy, IL) .....	1:50:02
5.....	Shirley Reilly .....	30 .....	USA (Tucson, AZ).....	1:50:06

**2014 Men**

#	Name	Age	Country	Time
1.....	Joshua George.....	30.....	USA (Champaign, IL).....	1:32:12
2.....	Kurt Fearnley.....	33.....	AUS.....	1:32:13
3.....	Ernst Van Dyk.....	41.....	RSA.....	1:32:13
4.....	Tomasz Hamerlak.....	39.....	POL.....	1:32:15
5.....	Kota Hokinoue.....	40.....	JPN.....	1:32:16

**2014 Women**

#	Name	Age	Country	Time
1.....	Tatyana McFadden.....	25.....	USA (Champaign, IL).....	1:44:50
2.....	Manuela Schär.....	29.....	SUI.....	1:45:12
3.....	Amanda McGrory.....	28.....	USA (Champaign, IL).....	1:45:55
4.....	Chelsea McClammer.....	20.....	USA (Champaign, IL).....	1:45:55
5.....	Sandra Graf.....	44.....	SUI.....	1:46:15

**2013 Men**

#	Name	Age	Country	Time
1.....	Ernst Van Dyk.....	40.....	RSA.....	1:30:37
2.....	Kurt Fearnley.....	32.....	AUS.....	1:30:38
2.....	Joshua George.....	29.....	USA (Champaign, IL).....	1:30:38
4.....	Heinz Frei.....	55.....	SUI.....	1:30:41
5.....	Josh Cassidy.....	28.....	CAN.....	1:33:30

**2013 Women**

#	Name	Age	Country	Time
1.....	Tatyana McFadden.....	24.....	USA (Champaign, IL).....	1:42:35
2.....	Manuela Schär.....	28.....	SUI.....	1:42:37
3.....	Amanda McGrory.....	27.....	USA (Champaign, IL).....	1:42:55
4.....	Shirley Reilly.....	28.....	USA (Tucson, AZ).....	1:49:30
5.....	Christie Dawes.....	33.....	AUS.....	1:49:31

**2012 Men**

#	Name	Age	Country	Time
1.....	Josh Cassidy.....	27.....	CAN.....	1:32:58
2.....	Adam Bleakney.....	37.....	USA (Savoy, IL).....	1:34:23
3.....	Joshua George.....	28.....	USA (Champaign, IL).....	1:36:06
4.....	Aaron Pike.....	26.....	USA (Champaign, IL).....	1:39:08
5.....	Brian Siemann.....	23.....	USA (Savoy, IL).....	1:47:25

**2012 Women**

#	Name	Age	Country	Time
1.....	Tatyana McFadden.....	23.....	USA (Champaign, IL).....	1:49:52
2.....	Susannah Scaroni.....	21.....	USA (Champaign, IL).....	1:56:30
3.....	Kelsey Lefevour.....	23.....	USA (Savoy, IL).....	2:20:02
4.....	Chelsea McClammer.....	18.....	USA (Champaign, IL).....	2:30:00
5.....	Jill Moore.....	19.....	USA (Champaign, IL).....	2:37:12

**2011 Men**

#	Name	Age	Country	Time
1.....	Kurt Fearnley.....	30.....	AUS.....	1:29:18
2.....	Heinz Frei.....	53.....	SUI.....	1:29:23
3.....	Joshua George.....	27.....	USA (Champaign, IL).....	1:29:23
4.....	Josh Cassidy.....	26.....	CAN.....	1:29:24
5.....	Adam Bleakney.....	36.....	USA (Champaign, IL).....	1:29:58

**2011 Women**

#	Name	Age	Country	Time
1.....	Tatyana McFadden.....	22.....	USA (Champaign, IL).....	1:45:03
2.....	Christine Dawes.....	31.....	AUS.....	1:47:04
3.....	Diane Roy.....	38.....	CAN.....	1:47:14
4.....	Shirley Reilly.....	26.....	USA (Tucson, AZ).....	1:47:56
5.....	Jessica Galli.....	26.....	USA (Savoy, IL).....	1:58:20

**2010 Men**

#	Name	Age	Country	Time
1.....	Heinz Frei.....	52.....	SUI.....	1:26:56
2.....	Masazumi Soejima.....	40.....	JPN.....	1:28:01
3.....	Rafael Botello Jimenez.....	31.....	ESP.....	1:28:46
4.....	Ernst Van Dyke.....	37.....	RSA.....	1:32:43
5.....	Saul Mendoza.....	43.....	MEX.....	1:36:04

**2010 Women**

#	Name	Age	Country	Time
1.....	Amanda McGrory.....	24.....	USA (Savoy, IL).....	1:47:25
2.....	Wakako Tsuchida.....	35.....	JPN.....	1:47:27
3.....	Tatyana McFadden.....	21.....	USA (Clarksville, MD).....	1:56:11
4.....	Anjali Forber Pratt.....	26.....	USA (Champaign, IL).....	2:02:05
5.....	Margaret Frederick.....	20.....	USA (Champaign, IL).....	2:43:45

**2009 Men**

#	Name	Age	Country	Time
1.....	Kurt Fearnley.....	28.....	AUS.....	1:29:09
2.....	Masazumi Soejima.....	39.....	JPN.....	1:30:58
3.....	Krige Schabert.....	46.....	USA (Cedartown, GA).....	1:34:28
4.....	Rafael Botello Jimenez.....	30.....	ESP.....	1:39:56
5.....	Tony Iniguez.....	39.....	USA (Savoy, IL).....	1:40:00

**2009 Women**

#	Name	Age	Country	Time
1.....	Tatyana McFadden.....	20.....	USA (Champaign, IL).....	1:50:47
2.....	Diane Roy.....	38.....	CAN.....	1:50:49
3.....	Amanda McGrory.....	23.....	USA (Champaign, IL).....	1:50:49
4.....	Shelly Woods.....	23.....	GBR.....	1:50:50
5.....	Christie Dawes.....	29.....	AUS.....	1:50:50

**2008 Men**

#	Name	Age	Country	Time
1.....	Kurt Fearnley.....	27.....	AUS.....	1:30:16
2.....	Masazumi Soejima.....	38.....	JPN.....	1:32:30
3.....	Krige Schabort.....	45.....	USA (Cedartown, GA).....	1:36:21
4.....	Tony Iniguez.....	38.....	USA (Bolingbrook, IL).....	1:38:57
5.....	Aaron Pike.....	22.....	USA (Champaign, IL).....	1:38:57

**2008 Women**

#	Name	Age	Country	Time
1.....	Amanda McGrory.....	22.....	USA (Champaign, IL).....	1:55:12
2.....	Cheri Blauwet.....	28.....	USA (Boston, MA).....	1:55:34

Only two women competed in the Wheelchair Division

**2007 Men**

#	Name	Age	Country	Time
1.....	Kurt Fearnley.....	26.....	AUS.....	1:28:06
2.....	Krige Schabort.....	44.....	RSA.....	1:28:07
3.....	Tony Iniguez.....	37.....	USA (Bolingbrook, IL).....	1:44:23
4.....	Jeff Fisher.....	50.....	USA (Medina, OH).....	1:44:38
5.....	Santiago Sanz.....	27.....	ESP.....	1:46:13

**2007 Women**

#	Name	Age	Country	Time
1.....	Amanda McGrory.....	21.....	USA (Champaign, IL).....	1:45:27
2.....	Jessica Galli.....	23.....	USA (Savoy, IL).....	2:01:23

Only two women competed in the Wheelchair Division

**2006 Men**

#	Name	Age	Country	Time
1.....	Joshua George.....	22.....	USA (Champaign, IL).....	1:38:31
2.....	Saul Mendoza.....	39.....	USA (Wimberley, TX).....	1:38:32
3.....	Krige Schabort.....	43.....	RSA.....	1:38:33
4.....	Tyler Byers.....	24.....	USA (Reston, VA).....	1:41:48
5.....	Pierre Samuelsson.....	44.....	SWE.....	1:44:38

**2006 Women**

#	Name	Age	Country	Time
1.....	Miriam Ladner.....	29.....	USA (Urbana, IL).....	2:04:21

Only one woman competed in the Wheelchair Division

**2005 Men**

#	Name	Age	Country	Time
1.....	Krige Schabort.....	42.....	RSA.....	1:29:40
2.....	Scot Hollonbeck.....	35.....	USA (Atlanta, GA).....	1:30:34
3.....	Franz Nietlispach.....	47.....	SUI.....	1:30:49
4.....	Adam Bleakney.....	30.....	USA (Urbana, IL).....	1:39:19
5.....	Joshua George.....	21.....	USA (Urbana, IL).....	1:40:30

**2005 Women**

#	Name	Age	Country	Time
1.....	Miriam Ladner.....	28.....	USA (Urbana, IL).....	2:01:37
2.....	Jessica Galli.....	21.....	USA (Urbana, IL).....	2:05:06

Only two women competed in the Wheelchair Division

**2004 Men**

#	Name	Age	Country	Time
1.....	Joshua George.....	20.....	USA (Urbana, IL).....	1:36:13
2.....	Adam Bleakney.....	29.....	USA (Urbana, IL).....	1:40:01
3.....	Tony Iniguez.....	34.....	USA (Naperville, IL).....	1:42:32
4.....	Kevin Hosea.....	19.....	USA (Loveland, OH).....	2:03:11
5.....	Ryan Myers.....	24.....	USA (Smithfield, VA).....	2:13:14

**2004 Women**

#	Name	Age	Country	Time
1.....	Miriam Nibley.....	26.....	USA (Savoy, IL).....	2:05:51

Only one woman competed in the Wheelchair Division

**2003 Men**

#	Name	Age	Country	Time
1.....	Joshua George.....	19.....	USA (Urbana, IL).....	1:41:01
2.....	Joseph Miller.....	30.....	USA (Urbana, IL).....	1:59:38
3.....	Brad Schramel.....	32.....	USA (Naperville, IL).....	2:45:56

Only three men competed in the Wheelchair Division

**2003 Women**

#	Name	Age	Country	Time
1.....	Christina Ripp.....	23.....	USA (Savoy, IL).....	1:56:33
2.....	Miriam Nibley.....	26.....	USA (Savoy, IL).....	1:57:46

Only two women competed in the Wheelchair Division



**2002 Men**

#	Name	Age	Country	Time
1.	Adam Bleakney.....	27	USA (Savoy, IL).....	1:40:14
2.	Tony Iniguez.....	32	USA (Aurora, IL).....	1:40:16
3.	Paul Nunnari.....	29	AUS.....	1:40:18
4.	Joshua George.....	18	USA (Herndon, VA).....	1:56:49
5.	Joe Miller.....	29	USA (Urbana, IL).....	2:15:07

**2002 Women**

#	Name	Age	Country	Time
1.	Tricia Downing.....	33	USA (Denver, CO).....	1:52:20
2.	Holly Koester.....	42	USA (Cleveland, OH).....	2:26:51

Only two women competed in the Wheelchair Division

**2001 Men**

#	Name	Age	Country	Time
1.	Tony Iniguez.....	31	USA (Aurora, IL).....	1:37:59
2.	Mathieu Blanchette.....	24	CAN.....	1:47:45
3.	Jeff Fisher.....	44	USA (Medina, OH).....	1:54:22
4.	Thomas Gorman.....	45	USA (Littlestown, PA).....	1:57:24
5.	Patrick Doak.....	33	USA (Cumming, GA).....	1:57:52

**2001 Women**

#	Name	Age	Country	Time
1.	Christina Ripp.....	21	USA (Urbana, IL).....	1:56:58
2.	Stephanie Wheeler.....	20	USA (Champaign, IL).....	1:58:35
3.	Holly Koester.....	41	USA (Cleveland, OH).....	3:11:46

Only three women competed in the Wheelchair Division

**2000 Men**

#	Name	Age	Country	Time
1.	Tony Iniguez.....	30	USA (Aurora, IL).....	1:41:00
2.	Michel Filteau.....	33	CAN.....	1:41:03
3.	Daniel Normandin.....	29	CAN.....	1:50:06
4.	James Lilly.....	30	USA (Brookfield, IL).....	1:52:17
5.	Chad Johnson.....	25	USA (Muncie, IN).....	1:52:31

**2000 Women**

No women competed in the Wheelchair Division

**1999 Men**

#	Name	Age	Country	Time
1.	Saul Mendoza.....	32	USA (Snellville, GA).....	1:37:03
2.	Tony Iniguez.....	29	USA (Aurora, IL).....	1:43:42
2.	Adam Bleakney.....	24	USA (Savoy, IL).....	1:43:42
4.	Kris Kreutzmann.....	32	USA (Menomee, WI).....	1:54:27
5.	Joe Hidler.....	27	USA (Evanston, IL).....	1:54:34

**1999 Women**

#	Name	Age	Country	Time
1.	Miriam Nibley.....	22	USA (Champaign, IL).....	2:03:44
2.	Teresa Brandenburg.....	24	USA (Champaign, IL).....	2:04:49
3.	Candace Cable.....	45	USA (Truckee, CA).....	2:06:55
4.	Sylvie Potvin.....	27	CAN.....	2:22:18
5.	Denise Fortier.....	35	CAN.....	2:23:07

**1998 Men**

#	Name	Age	Country	Time
1.	Franz Nietlispach.....	40	SUI.....	1:34:22
2.	Saul Mendoza.....	31	USA (Snellville, GA).....	1:34:23
3.	Scot Hollonbeck.....	28	USA (Atlanta, GA).....	1:34:24
4.	Krige Schabert.....	35	RSA.....	1:34:26
5.	Clayton Peters.....	24	USA (Champaign, IL).....	1:40:09

**1998 Women**

#	Name	Age	Country	Time
1.	Candace Cable.....	44	USA (Truckee, CA).....	1:58:32
2.	Colette Bourgonje.....	36	CAN.....	2:00:31
3.	Mariam Nibley.....	21	USA (Champaign, IL).....	2:03:13
4.	Sylvie Potvin.....	26	CAN.....	2:15:00
5.	Patricia Brown.....	21	USA (Atlanta, GA).....	2:19:42

**1997 Men**

#	Name	Age	Country	Time
1.	Saul Mendoza.....	30	USA (Snellville, GA).....	1:37:42
2.	Miguel Such.....	23	USA (Wilkes-Barre, PA).....	1:44:05
3.	James Iniguez.....	27	USA (Morris, IL).....	1:51:34
4.	Kris Kreutzmann.....	30	USA (Milwaukee, WI).....	1:51:42
5.	James Lilly.....	27	USA (Brookfield, IL).....	1:53:12

**1997 Women**

#	Name	Age	Country	Time
1.	Candace Cable.....	43	USA (Truckee, CA).....	1:57:32
2.	Julia Wallace.....	33	USA (Roswell, GA).....	1:58:52
3.	Teresa Brandenburg.....	22	USA (Champaign, IL).....	2:01:30
4.	Miriam Nibley.....	20	USA (Champaign, IL).....	2:04:59
5.	Diana McClure.....	50	USA (Charleston, WV).....	2:42:24

**1996 Men**

#	Name	Age	Country	Time
1.	Jacob Heilveil.....	28	USA (Bothell, WA).....	1:39:57
2.	Tony Iniguez.....	26	USA (Morris, IL).....	1:40:01
3.	Kris Kreutzmann.....	29	USA (Milwaukee, WI).....	1:51:14
4.	Ramiro Bermudez.....	37	USA (Houston, TX).....	1:58:04
5.	Jim Fouts.....	49	USA (Seymour, IN).....	2:02:56



**1996 Women**

#	Name	Age	Country	Time
1.	Ann Walters	27	USA (Savoy, IL)	1:52:13
2.	Candace Cable	42	USA (Truckee, CA)	2:05:25
3.	Tracey Ferguson	22	USA (Champaign, IL)	2:05:39
4.	Miriam Nibley	19	USA (Champaign, IL)	2:08:56
5.	Julia Wallace	34	USA (Rumson, NJ)	2:16:51

**1995 Men**

#	Name	Age	Country	Time
1.	James Briggs	23	USA (Champaign, IL)	1:37:12
1.	Scot Hollonbeck	25	USA (Champaign, IL)	1:37:12
3.	Tony Iniguez	25	USA (Brookfield, IL)	1:38:15
4.	James Lilly	25	USA (Chicago, IL)	1:54:17
5.	Kris Kreutzmann	28	USA (Milwaukee, WI)	1:55:20

**1995 Women**

#	Name	Age	Country	Time
1.	Ann Walters	26	USA (Champaign, IL)	1:57:27
2.	Candace Cable	41	USA (Truckee, CA)	1:58:14
3.	Ruth Munez	21	USA (Champaign, IL)	2:03:45
4.	Tracey Ferguson	21	USA (Champaign, IL)	2:03:46
5.	Cecelia Perkins	20	USA (Champaign, IL)	2:34:24

**1994 Men**

#	Name	Age	Country	Time
1.	James Briggs	22	USA (Champaign, IL)	1:32:14
2.	Scot Hollonbeck	24	USA (Champaign, IL)	1:32:15
3.	Tony Iniguez	28	USA (Summit, IL)	1:43:25
4.	James Lilly	24	USA (Summit, IL)	1:53:47
5.	Tony Possehl	35	USA (Frontenac, MN)	1:54:14

**1994 Women**

#	Name	Age	Country	Time
1.	Ann Walters	25	USA (Champaign, IL)	1:59:45
2.	Ruth Nunez	20	USA (Champaign, IL)	1:59:45
3.	Rene Johnston	15	USA (St. Charles, MO)	3:04:04

Only three women competed in the Wheelchair Division

**1993 Men**

#	Name	Age	Country	Time
1.	James Briggs	22	USA (Champaign, IL)	1:42:03
2.	Tony Iniguez	27	USA (Summit, IL)	1:43:43
3.	James Lilly	23	USA (Summit, IL)	1:47:40
4.	Don Dowling	43	USA (Eureka, MO)	1:56:13
5.	James Fouts	46	USA (Seymour, IN)	2:08:09

**1993 Women**

#	Name	Age	Country	Time
1.	Ann Walters	24	USA (Champaign, IL)	1:57:34
2.	Carol Hetherington	22	USA (Urbana, IL)	1:59:35

Only two women competed in the Wheelchair Division

**1992 Men**

#	Name	Age	Country	Time
1.	Vern Achenbach	50	USA (Birmingham, AL)	1:44:28
2.	Tony Iniguez	23	USA (Champaign, IL)	1:52:15
3.	Marty Morse	38	USA (Urbana, IL)	1:59:36
4.	Bart Bardwell	45	USA (Sterwartville, MN)	1:59:58
5.	Peter Decleva	28	USA (Dallas, TX)	2:01:56

**1992 Women**

#	Name	Age	Country	Time
1.	Ann Walters	23	USA (Champaign, IL)	1:44:29

Only one woman competed in the Wheelchair Division

**1991 Men**

#	Name	Age	Country	Time
1.	Philippe Couprie	28	FRA	1:41:21
2.	James Briggs	19	USA (Champaign, IL)	1:47:06
3.	Scot Hollonbeck	21	USA (Champaign, IL)	1:49:32
4.	Kevin Orr	23	USA (Champaign, IL)	1:49:32
5.	Jeffrey Muralt	25	USA (Birmingham, AL)	1:53:51

**1991 Women**

#	Name	Age	Country	Time
1.	Ann Walters	22	USA (Champaign, IL)	1:57:17
2.	Carol Hetherington	21	USA (Urbana, IL)	2:00:12
3.	Maura McVan	20	USA (Champaign, IL)	2:21:03
4.	Amy Gregson	27	USA (Champaign, IL)	2:22:41
5.	Mary Thompson	Unknown	USA (San Diego, CA)	2:53:22

**1990 Men**

#	Name	Age	Country	Time
1.	Jim Knaub	34	USA (IL)	1:42:34
2.	Jim Green	Unknown	USA (IL)	1:46:17
3.	Scot Hollonbeck	20	USA (Champaign, IL)	2:06:45
4.	Alberto Alcocer	Unknown	USA (Lakeside, CA)	2:36:22
5.	William Fricke	Unknown	USA (IL)	2:38:24

**1990 Women**

#	Name	Age	Country	Time
1.....	Ann Cody Morris.....	Unknown...	USA (Urbana, IL) .....	1:53:33
2.....	Jean Driscoll .....	24 .....	USA (Champaign, IL) .....	1:53:33
3.....	Ann Walters.....	21 .....	USA (Champaign, IL).....	2:06:45
4.....	Didier Touat.....	Unknown...	USA (IL).....	2:50:27

Only four women competed in the Wheelchair Division

**1989 Men**

#	Name	Age	Country	Time
1.....	Scot Hollonbeck.....	19 .....	USA (Champaign, IL).....	1:45:30

Only one man competed in the Wheelchair Division

**1989 Women**

#	Name	Age	Country	Time
1.....	Ann Cody-Morris.....	Unknown...	USA (Urbana, IL) .....	1:58:51

Only one woman competed in the Wheelchair Division

**1988**

Records unknown

**1987**

A half marathon took the place of the full marathon

**1986 Men**

#	Name	Age	Country	Time
1.....	Bart Bardwell.....	Unknown...	USA (MN).....	2:10:19
2.....	Tony Possehl.....	27 .....	USA (MN).....	2:16:59
3.....	Alberto Alcocer.....	Unknown...	USA (Lakeside, CA) .....	2:24:52
4.....	Gary Weber.....	Unknown...	USA (MN).....	2:25:00
5.....	Marty Morse .....	32 .....	USA (IL).....	2:33:02

**1986 Women**

#	Name	Age	Country	Time
1.....	Jonnie Baylark .....	Unknown...	USA (Bellwood, IL).....	3:23:32

Only one woman competed in the Wheelchair Division

**1985 Men**

#	Name	Age	Country	Time
1.....	Robert Fitch .....	Unknown...	USA (East Lansing, MI).....	2:23:41
2.....	Alberto Alcocer .....	Unknown...	USA (Lakeside, CA) .....	2:36:22
3.....	William Fricke .....	Unknown...	USA (IL).....	2:38:24
4.....	John Jones .....	Unknown...	USA (IA).....	2:40:52
5.....	Jeff Pagels .....	37 .....	USA (WI).....	2:46:55

**1985 Women**

#	Name	Age	Country	Time
1.....	Jayne Fortson .....	Unknown...	USA (UT).....	2:52:22

Only one woman competed in the Wheelchair Division

**1984 Men**

#	Name	Age	Country	Time
1.....	Robert Fitch .....	Unknown...	USA (East Lansing, MI).....	2:35:06
2.....	Howard Cohen.....	Unknown...	USA (Minneapolis, MN) .....	2:59:20
3.....	Albert Alcocer.....	Unknown...	USA (Lakeside, CA) .....	3:01:33
4.....	Richard Wendt .....	Unknown...	USA (Grand Rapids, MI).....	3:22:04
5.....	Robert White .....	Unknown...	USA (West Lafayette, IN).....	3:37:24

**1984 Women**

#	Name	Age	Country	Time
1.....	Jonnie Baylark .....	Unknown...	USA (Bellwood, IL).....	3:29:10

Only one woman competed in the Wheelchair Division

### Historic event statistics

Year	Start time	Registrants	%	Growth	finishers	Prize purse	Title sponsor
2018	7:30 a.m.	N/A	0% (C)	NA		\$803,500	Bank of America
2017	7:30 a.m.	N/A	0% (C)	44,341 (ER)		\$803,500	Bank of America
2016	7:30 a.m.	45,000	0% (C)	39,313		\$753,000	Bank of America
2015	7:30 a.m.	45,000	0% (C)	37,459		\$550,000	Bank of America
2014	7:30 a.m.	45,000	0% (C)	40,659		\$550,000	Bank of America
2013	7:30 a.m.	45,000	0% (C)	39,122		\$550,000	Bank of America
2012	7:30 a.m.	45,000	0% (C)	37,475		\$500,000	Bank of America
2011	7:30 a.m.	45,000	0% (C)	35,755		\$500,000	Bank of America
2010	7:30 a.m.	45,000	0% (C)	36,088		\$475,000	Bank of America
2009	7:30 a.m.	45,000	0% (C)	33,703		\$450,000	Bank of America
2008	8:00 a.m.	45,000	0% (C)	31,344		\$485,000	Bank of America
2007	8:00 a.m.	45,000	5% (C)	25,534		\$581,500	LaSalle Bank
2006	8:00 a.m.	40,000	0% (C)	33,633		\$650,000	LaSalle Bank
2005	8:00 a.m.	40,000	0% (C)	32,868		\$650,000	LaSalle Bank
2004	8:00 a.m.	40,000	0% (C)	33,082		\$650,000	LaSalle Bank
2003	8:00 a.m.	40,000	7%	32,361		\$550,000	LaSalle Bank
2002	7:30 a.m.	37,500	0% (C)	31,106		\$500,000	LaSalle Bank
2001	7:30 a.m.	37,500	6%	28,830		\$450,000	LaSalle Bank
2000	7:30 a.m.	33,171	12%	27,965		\$450,000	LaSalle Bank
1999	7:30 a.m.	29,256	46%	24,654		\$400,000	LaSalle Bank
1998	7:45 a.m.	20,063	23%	17,204		\$350,000	LaSalle Bank
1997	7:45 a.m.	16,372	50% (ER)	14,322		\$300,000	LaSalle Bank
1996	7:45 a.m.	10,925	2%	9,196		\$275,000	LaSalle Bank
1995	7:45 a.m.	10,802	8%	8,641		\$250,000	LaSalle Bank
1994	8:00 a.m.	10,021	44%	7,223		\$200,000	LaSalle Bank
1993	8:30 a.m.	6,941	-15%	5,491		\$100,000	N/A
1992	8:00 a.m.	8,214	9%	5,906		\$50,000	N/A
1991	8:00 a.m.	7,513	-6%	5,908		\$50,000	N/A
1990	8:30 a.m.	7,957	9%	6,168		\$250,000	Old Style
1989	9:00 a.m.	7,269	-3%	5,635		\$350,000	Old Style
1988	9:00 a.m.	7,476	29% (B)	5,795		\$350,000	Old Style
1986	8:45 a.m.	10,543	8%	8,173		\$285,000	Beatrice Foods
1985	8:45 a.m.	9,755	29%	7,562		\$250,000	Beatrice Foods
1984	9:15 a.m.	7,539	12%	5,844		\$250,000	Beatrice Foods
1983	9:30 a.m.	6,756	12%	5,237		\$135,000	Beatrice Foods
1982	9:30 a.m.	6,014	10%	4,642		\$77,000	Beatrice Foods
1981	9:30 a.m.	5,485	17%	4,252		N/A	Beatrice Foods
1980	9:30 a.m.	4,675	26%	3,624		N/A	Beatrice Foods
1979	9:30 a.m.	3,701	29%	2,869		N/A	Beatrice Foods
1978	10:30 a.m.	5,228	25%	4,053		N/A	Flair Communications
1977	8:00 a.m.	4,200	N/A	2,128		N/A	Flair Communications

B = Based on 1986, C = Capacity, ER = Event Record

### Historic weather conditions

Race date	High temp. (°F/°C)	Low temp. (°F/°C)
Oct. 8, 2017	80/22	56/11
Oct. 9, 2016	62/17	48/9
Oct. 11, 2015	79/26	53/12
Oct. 12, 2014	64/18	45/7
Oct. 13, 2013	64/18	47/8
Oct. 7, 2012	51/11	38/3
Oct. 9, 2011	80/26	56/13
Oct. 10, 2010	84/29	59/15
Oct. 11, 2009	45/7	28/-2
Oct. 12, 2008	84/29	57/14
Oct. 7, 2007	89/31	74/23
Oct. 22, 2006	48/8	36/2
Oct. 9, 2005	59/15	50/10
Oct. 10, 2004	67/19	48/9
Oct. 12, 2003	57/14	35/2
Oct. 13, 2002	50/10	33/5
Oct. 7, 2001	60/16	41/5
Oct. 22, 2000	69/21	49/9
Oct. 24, 1999	51/11	28/-2
Oct. 11, 1998	60/16	39/4
Oct. 19, 1997	62/17	41/5
Oct. 20, 1996	59/15	31/-1
Oct. 15, 1995	56/13	36/2
Oct. 30, 1994	61/16	36/2
Oct. 31, 1993	44/7	25/-4
Oct. 25, 1992	62/17	35/2
Oct. 27, 1991	53/12	47/8
Oct. 28, 1990	60/16	30/-1
Oct. 29, 1989	74/23	54/12
Oct. 30, 1988	45/7	21/-6
Oct. 25, 1987	53/12	29/-2
Oct. 26, 1986	59/15	52/11
Oct. 20, 1985	57/14	51/11
Oct. 21, 1984	55/13	37/3
Oct. 16, 1983	72/22	41/5
Sep. 26, 1982	63/17	49/9
Sep. 27, 1981	72/22	49/9
Sep. 28, 1980	69/21	53/12
Oct. 21, 1979	84/29	70/21
Sep. 24, 1978	79/26	49/9
Sep. 25, 1977	78/26	57/14

\*These temperatures are official records from O'Hare International Airport, not the Chicago Marathon start/finish area.

## Race day temperature extremes

Highest race day temperature:	89° F	Oct. 7, 2007
Lowest race day temperature:	21° F	Oct. 30, 1988
Highest race day humidity:	90%	Oct. 26, 1986
Record high for month of October:	94° F	Oct. 6, 1963
Record low for month of October:	14° F	Oct. 25, 1887

## Miscellaneous weather notes

Last race day with snow:	Oct. 31, 1993	
Last race day with rain:	Oct. 22, 2006	
Last race day with strong winds:	Oct. 15, 1995	
Last race day with unseasonable heat:	Oct. 9, 2011	80° F
Last race day with unseasonable cold:	Oct. 31, 1993	25° F with a 12° F wind-chill
Last race day with high heat & high humidity:	Oct. 7, 2007	89° F with 73% humidity and 0-3 mph winds

Average high/low temperatures for October 8: 65° F/41° F

October has an average of 7 clear days, 8.75 partly cloudy days and 14.7 cloudy days

## Year-by-Year event summary

### October 8, 2017

The race celebrated 40 years of running and history with runners from more than 100 countries and all 50 states. The inaugural Chicago Marathon started in Daley Plaza on September 25, 1977.

In an elite competition loaded with four world record holders and seven men with sub 2:08 personal bests and six women who have run 2:23 or faster, the stage was set for another year of fantastic finishes. The men's race saw the first American champion crowned since 2002 as three-time Olympian Galen Rupp surged with three miles to go, crushing the field behind him to capture his first Abbott World Marathon Majors (AbbottWMM) victory in 2:09:20. Defending champion and 2012 Olympic Marathon silver medalist Abel Kirui (KEN) hung on to finish second in 2:09:48 and Bernard Kipyego (KEN) arrived a distant third in 2:10:23.

In stark contrast to the men's race, three-time Olympic gold medalist Tirunesh Dibaba (ETH) led a pack of five women through the first half on course record pace and then dropped the hammer immediately after the 13.1 mile mark in an attempt to shake her competitors. Dibaba turned in the second fastest time in Chicago Marathon history, 2:18:31, and the third fastest time in the world this year. Relative newcomer to the AbbottWMM Brigid Kosgei (KEN) subtracted four minutes from her previous best to finish second in 2:20:22, and American Jordan Hasay became the second fastest American woman in history – and the fastest American woman ever to run Chicago – when she grabbed the final spot on the podium in 2:20:57.

In the women's wheelchair competition, Tatyana McFadden (USA) defended her title in a photo finish, taking home her seventh straight victory and her eighth win at the Bank of America Chicago Marathon, while setting a course record in 1:39:15. Three-time Chicago Marathon champion Amanda McGrory (USA) finished with an identical time for second, and four-time runner up Manuela Shär (SUI) finished third in 1:39:17. For the first time in Chicago Marathon history, the top four women finished faster than the course record.

The men's competition marked a striking departure from the sprint finishes typically seen in Chicago. Defending champion and Abbott WMM Series X winner, Marcel Hug (SUI), clocked the fastest winning time since 2011, 1:29:23. Hug made the turn from Roosevelt Road to Columbus Drive unchallenged by the chase pack. Five-time Chicago Marathon champion Kurt Fearnley (AUS) repeated as the runner up in 1:30:24 and Jordi Madera Jimenez (ESP) trailed him by one second for third, 1:30:25.

### October 9, 2016

Ideal weather conditions greeted runners as thousands of volunteers and more than 1.7 million spectators descended on the city to usher in the 39th annual Bank of America Chicago Marathon. For the second consecutive year, race organizers did not use pacesetters, resulting in championship style racing and head-to-head competition. The men's race saw a new champion crowned as 2012 Olympic marathon silver medalist Abel Kirui (KEN) held off defending champion Dickson Chumba (KEN) down the homestretch, 2:11:23 to 2:11:26, respectively. Gideon Kipketer (KEN) arrived a distant third in 2:12:20. The men's race entertained fans with fartlek-style pace surges and multiple leadership changes.

In stark contrast to the men's race, Florence Kiplagat (KEN) led a pack of women aggressively through the first 19 miles on sub 2:22 pace and then threw down a 5:10 mile to break away from the pack and defend her title. Kiplagat ran the fifth fastest time in the world and the 13th fastest time in Bank of America Chicago Marathon history, 2:21:32. Double IAAF World Championships Marathon winner Edna Kiplagat (KEN) was the runner up in 2:23:28, and Valentine Kipketer (KEN) claimed the final spot on the podium in 2:23:41.

In the women's wheelchair competition, Tatyana McFadden (Clarksville, MD.) defended her title, beating Switzerland's Manuela Schär by one second in 1:42:28, taking home her sixth straight victory and her seventh win at the Chicago Marathon, making her the most decorated champion in race history. The men's competition featured another thrilling finish with the top nine men finishing within 16 seconds of each other. Abbott World Marathon Majors Series X leader Marcel Hug (SUI) edged out Kurt Fearnley (AUS) in a photo finish in 1:32:57, earning his first career Chicago Marathon victory. 2014 champion Joshua George (Champaign, Ill.) was a close third in 1:32:59.

### October 11, 2015

The 2015 Bank of America Chicago Marathon was another year for the record books: Deena Kastor broke the American Master's record and Tatyana McFadden broke her own course record in the professional wheelchair competition.

For the first time in more than two decades, pacesetters were not at the helm of the race, and in a strategic competition up front, the men's race saw a Kenyan sweep with Dickson Chumba running away from the field in 2:09:25, Sammy Kitwara finishing as the runner-up for the second time in 2:09:50 and newcomer to the Abbott World Marathon Majors, Sammy Ndungu, sprinting down the homestretch for third in 2:10:06. American Luke Puskedra (Eugene, Ore.) kicked it in for a fifth place finish in 2:10:24, becoming just the sixth American over the last two decades to score a top five finish in Chicago.

Florence Kiplagat (KEN), the reigning half marathon world record holder, stayed patient in an aggressive race that saw a strong pack of women bolt from the start on 2:19 pace. Kiplagat finally made her move 40K into the race, breaking the tape first in 2:23:33. Yebgual Melese (ETH) held on for second in 2:23:43, and Birhane Dibaba (ETH) secured a podium finish in 2:24:24.

On the tenth anniversary of her victory in Chicago, Deena Kastor (Mammoth Lake, Calif.) finished in seventh place in 2:27:47, breaking the American Master's Record, 2:28:40, set by Colleen De Reuk at the 2005 Chicago Marathon. Kastor now owns the second (2:21:25), fourth (2:26:53) and seventh fastest times run by an American woman on the Chicago Marathon course.

In the women's wheelchair competition, Tatyana McFadden (USA) handily defended her title in a course record time, 1:41:10, taking home her fifth straight victory and her sixth win at the Bank of America Chicago Marathon since her 2009 debut. The men's competition featured another thrilling finish with the top 11 men finishing within 13 seconds of each other. Kurt Fearnley (USA) beat his competitors to the line in 1:30:46, earning his fifth career Chicago Marathon victory. In a photo finish for second place, Marcel Hug (SUI) held off 2014 champion Joshua George (Champaign, Ill.), both clocking 1:30:48.

### October 12, 2014

The 2014 Bank of America Chicago Marathon witnessed two new records: 40,659 runners crossed the finish line, and more than 10,000 participants raised \$17.3 million for charity.

The men's race opened with a world record chase as a pack of twelve stormed through the first mile in 4:34. The pace simmered as the wind picked up, but the group remained intact through the half. Two pacers led the charge with a 1:02:11 split. In the later stages of the race, pre-race favorites Eliud Kipchoge and Kenenisa Bekele followed the leaders in what grew into a tactical race. Kipchoge, Sammy Kitwara and Dickson Chumba stayed together until Kipchoge made his final move at mile 25. With his victory clearly sealed, Kipchoge strode down Columbus Drive with a smile, stealing the show in 2:04:11. Kitwara and Chumba dueled for second, with Kitwara out-striding Chumba down the homestretch, 2:04:28 to 2:04:32.

American Amy Hastings led the women's race from the gun, hitting the 5K in 17:12 and the 10K in 34:22 with defending champion Rita Jeptoo a few steps behind. Things shifted over the next 5K with Florence Kiplagat and Jeptoo taking over the lead. The pace remained relatively pedestrian until defending champion Rita Jeptoo took the reins and dropped a 16:37 5K between 35K and 40K. Jeptoo easily defended her title, breaking the tape in 2:24:35. Mare Dibaba held on for second in 2:25:37, and half-marathon world record holder, Kiplagat, secured a podium finish in 2:25:57.

The men's wheelchair competition featured an historic finish with the top 11 men finishing within 11 seconds of each other. Josh George edged Kurt Fearnley at the line by one second, 1:32:12 to 1:32:13. In the women's race, Tatyana McFadden handily defended her title, taking home her fourth straight victory, and her fifth in the last six years. In 2013, McFadden became the first male or female athlete to win four World Marathon Majors in one year (she won Boston, London, Chicago and New York).

### October 13, 2013

The 2013 Bank of America Chicago Marathon concluded with course records, more than 39,000 finishers, more than \$15 million in charitable fundraising and a record \$253 million economic impact. Kenyan athletes dominated the men's and women's races with historic performances, leading the way for the event record 39,122 runners who crossed the sun-splashed finish line in Grant Park under ideal weather conditions. Kenya's Dennis Kimetto smashed the men's course record with a 2:03:45 performance, taking 53 seconds off the previous mark set in 2012. The men's race was a world record chase from the start with a 29:20 opening 10K. The pack was whittled down to four when Kimetto and fellow Kenyans Emmanuel Mutai, Sammy Kitwara and Micah Kogo split 14:33 from 30K to 35K. Heading up the Roosevelt Road overpass, it was still a two-way battle between Kimetto and Mutai, with Kimetto grinding away for a seven-second advantage over Mutai at the finish line. Both athletes registered personal best performances, becoming the fourth and fifth fastest marathon performers of all-time. It was also the first time in history that two athletes broke 2:04 in the same race (on a record-eligible course). Michigan native Dathan Ritzenhein was the first American finisher, placing fifth in 2:09:45.

In the women's competition, Kenya's Rita Jeptoo cracked the 2:20 barrier with a winning time of 2:19:57, the fastest women's marathon time in the world in 2013. The lead pack of eight women traveled through the half in a relatively relaxed 1:11:15, but things started to heat up by 25K, when Kenyans Rita Jeptoo and Jemima Sumgong began to separate themselves from the field, leaving defending champion Atsede Baysa of Ethiopia in their wake. Jeptoo's 15:57 split from 35K to 40K sealed her victory and put her in position to break the 2:20 barrier for the first time in her career. Her 2:19:57 ranks as the fifth fastest performance in Chicago Marathon history and she became the first Kenyan woman to break the finish tape on Columbus Drive since Catherine Ndereba in 2001. Clara Santucci, of Dilliner, Pa., was the top American, finishing ninth in 2:31:39.

In the elite wheelchair competition, Tatyana McFadden of the United States won her third straight Chicago Marathon in a course record time of 1:42:35, taking down the previous mark set in 1992. South Africa's Ernst Van Dyk won a sprint finish in the men's wheelchair race to claim his first Chicago title.

## October 7, 2012

The 35th anniversary Bank of America Chicago Marathon proved to be one for the record books. It started with registration selling out in a record six days, and ended with an all-time high 37,475 runners crossing the finish line in Grant Park. The event also established new benchmarks in charitable fundraising (\$15.3 million) and economic impact (\$243 million).

After minor improvements on the course record two out of the last three years, Ethiopia's Tsegaye Kebede took advantage of cool weather (the day's high reached 51 degrees) and a stacked elite field to slash 59 seconds from the course mark, becoming the first to break 2:05 in Chicago with his 2:04:38 performance. He led two others under the previous record; Feyisa Lilesa was second in 2:04:52 and Tilahun Regassa third in 2:05:27, making it an Ethiopian sweep of the podium. Kebede also became Chicago's first male champion from Ethiopia. The top American was Oregon's Dathan Ritzenhein in ninth. His 2:07:47 was a personal best by more than two minutes and made him the third fastest American marathoner of all-time.

Ethiopia's Atsede Baysa clinched the victory after a sprint finish with Kenya's Rita Jeptoo. In the end, Baysa broke the tape a stride ahead, with both athletes recording personal bests, 2:22:03 and 2:22:04, respectively. The dramatic finish tied for the narrowest margin of victory in the history of the women's competition. Kenya's Lucy Kabuu was third (2:22:41). Running her debut marathon, Renee Baillie of the U.S. was eighth in 2:27:17, registering the fifth fastest U.S. debut of all-time.

In the wheelchair division, Tatyana McFadden of the U.S. won her second consecutive title and third in the last four years. In the men's race, Canadian Paralympian Josh Cassidy moved up from fourth the previous year to the top spot on the podium.

*\*As a result of a doping violation, the International Athletics Association Federations (IAAF) announced in 2015 that the 2009-2012 results of Liliya Shobukhova have been annulled. The official results of the Bank of America Chicago Marathon reflect this change.*

## October 9, 2011

The Bank of America Chicago Marathon reached its registration capacity of 45,000 in record time (31 days), which led to the second-largest field in event history (35,755) crossing the finish line in Grant Park. Runners battled another unseasonably warm October day with temperatures peaking at 80 degrees, albeit with low humidity and light winds.

The elite athletes were undaunted by the conditions, as Kenya's Moses Mosop surged to a new men's course record of 2:05:37, breaking Sammy Wanjiru's two-year-old mark. Running just his second marathon, Mosop showed great poise as he withstood a dramatic surge by countryman Wesley Korir between 25 and 30K, before answering with a surge of his own that sprung him to victory. Korir hung on for second in 2:06:15, and Bernard Kipyego third place finish in 2:06:29 made it a Kenyan sweep. America's Ryan Hall placed fifth in 2:08:04, becoming the second fastest American in Chicago history behind a pair of Khalid Khannouchi performances.

Liliya Shobukhova of Russia became the first runner to win three straight Chicago titles, and did so with the second fastest time in event history (2:18:20). Shobukhova had company in Ethiopia's Ejegayehu Dibaba (running her debut marathon) and Japan's Kayoko Fukushi for the first half, before powering away to a nearly four-minute margin of victory. Dibaba's runner-up time of 2:22:09 was the world's second-fastest debut, while Fukushi took third in 2:24:38.

Australia's Kurt Fearnley won a tight wheelchair race with just six seconds separating the top four finishers. His time of 1:29:18 was five seconds faster than the ageless Heinz Frei of Switzerland, who edged Joshua George of the U.S. for second. In the women's race, Tatyana McFadden boldly pulled away after 10 miles and the gamble paid off, as she was dominant in a nearly two-minute victory over Christine Dawes of Australia. McFadden's time of 1:45:03 was the second-fastest in event history. With 10,000 charity runners representing more than 160 nonprofit organizations, the Chicago Marathon Charity Program netted an event record \$13.4 million in fundraising, while the event's overall impact on the city also grew to \$219 million.

*\*As a result of a doping violation, the International Athletics Association Federations (IAAF) announced in 2015 that the 2009-2012 results of Liliya Shobukhova have been annulled. The official results of the Bank of America Chicago Marathon reflect this change.*

## October 10, 2010

A record number of race finishers (36,088) contributed to a major Bank of America Chicago Marathon milestone—more than a half million finishers since the event's founding in 1977.

Leading the way for the record field of participants were a pair of repeat champions as both Sammy Wanjiru of Kenya and Liliya Shobukhova of Russia defended their titles. In a dazzling rematch of the 2008 Olympic gold and bronze medalists, Wanjiru and Ethiopia's Tsegaye Kebede pushed each other to the limit, with Wanjiru weathering a series of attacks in the final miles before finally prevailing on the incline up Roosevelt Road. Several of the running industry's top commentators remarked that the battle between the two great champions was the finest they had ever witnessed.

Shobukhova's victory, on the other hand, was a runaway by more than three minutes over Ethiopia's Astede Baysa, who held a half-minute lead at 30K. But the patient and measured Russian proved too much in the race's final 12K, as she posted a Russian national record of 2:20:25 for the win. Desiree Davila become the fourth fastest American with her fourth place finish in 2:26:20, ranking behind only Deena Kastor, Joan Benoit Samuelson and Kara Goucher on the all-time list.

In the men's wheelchair division, a new course record was set by 52-year-old Heinz Frei of Switzerland who blitzed the course in 1:26:56. In the women's wheelchair division, Amanda McGrory of downstate Savoy, IL returned to the winner's circle with a two-second victory over Japan's Wakako Tsuchida.

The Chicago Marathon continued its growth in charitable and economic impact with a record 10,000 charity runners and \$12 million raised for local, national and global causes. With all the fanfare surrounding "Marathon Weekend" in Chicago, the city benefitted from \$170 million in economic impact.

*\*As a result of a doping violation, the International Athletics Association Federations (IAAF) announced in 2015 that the 2009-2012 results of Liliya Shobukhova have been annulled. The official results of the Bank of America Chicago Marathon reflect this change.*



## October 11, 2009

The 2009 race set a number of new benchmarks, among them a record number of finishers (33,703), a record number of charity runners (8,500) and dollars raised (\$10-plus million), a greater economic impact (\$150 million), a record number of spectators (1.7 million), and a new men's course record (2:05:41).

In a welcome departure from the past two years, race day temperatures started in the low 30s, and the stage was set for a world record attempt by Olympic Marathon gold medalist Sammy Wanjiru of Kenya. With the help of pacemakers, 22-year-old Wanjiru challenged Haile Gebrselassie's 2:03:59 mark with a blistering first half run in 1:02:01. Fellow Kenyans Vincent Kipruto and Charles Munyeki went along for the ride, but the pace slowed during the second half and the world record was no longer in sight. Wanjiru still managed to carve a second off Khalid Khannouchi's course record and take home an additional \$100,000 for his efforts. Morocco's Abderrahim Goumri ran a tactical race for second in 2:06:04, while Kipruto held on for third in 2:06:08.

In the women's race, Russia's Liliya Shobukhova won her first major marathon in only her second attempt at the distance. After a tactical first half, Ethiopia's Teyba Erkesso burst to the lead, trimming down the lead back to the main contenders. Shobukhova displayed unparalleled speed over the final two miles (run at sub five-minute pace), finishing in 2:25:56, with Germany's Irina Mikitenko second in 2:26:31 and 2008 Chicago champion Lidiya Grigoryeva of Russia third in 2:26:47.

Australia's Kurt Fearnley won the men's wheelchair race for the third straight year (1:29:09), and the women's race produced one of the most thrilling finishes in race history, with the top five women all finishing within three seconds. First-time marathoner Tatyana McFadden got the win in 1:50:47.

In the debut of the Nike Northside/Southside Challenge, a high school invitational held on the final 2.6 miles of the Marathon course, Lincoln Way Central runner Kyle Counter beat a field of 71 competitors to finish 52 seconds ahead of second place in 13:35. The girl's champion from Luther North, Stephanie Simpson, won in 16:01, 19 seconds ahead of second place. Fifty-seven high school girls competed in the race.

*\*As a result of a doping violation, the International Athletics Association Federations (IAAF) announced in 2015 that the 2009-2012 results of Liliya Shobukhova have been annulled. The official results of the Bank of America Chicago Marathon reflect this change.*

## October 12, 2008:

With Bank of America at the helm as the new title sponsor, and Nike as the new footwear and apparel sponsor, the 2008 race attracted 45,000 participants and closed registration in less than three months. With another year of hot temperatures predicted on race day, almost 33,000 runners started and 31,344 finished. 2008 witnessed several new changes, including a separate start for the men's and women's elite field (starting five minutes before the Open field), an increase in Aid Stations from 15 to 20, and the first-ever handcycle division as the event welcomed the Achilles Freedom Team of Wounded Veterans. With a star-studded field, the men's elite race went out in a blistering pace, at one point threatening to take down Khalid Khannouchi's course record. But the early pace wilted most of the field by 25K, leaving Kenyans Evans Cheruiyot and David Mandago to battle it out in a two-man race. After another six miles spent running shoulder to shoulder, Cheruiyot, in just his second marathon, pulled away for the victory in 2:06:25, the eighth fastest time in event history.

The women's race went out much more conservatively, with the lead pack moving at a pedestrian pace nearly 15 minutes off the course record. Shortly after the halfway point, Russians Lidiya Grigoryeva and Alevtina Biktimirova broke away from the pack. They matched each other's strides until mile 21, when Grigoryeva emerged as the clear victor (2:27:17). The wheelchair races witnessed Australian Kurt Fearnley and American Amanda McGrory repeat as champions.

## October 7, 2007

The 30th anniversary race was historic in many regards. Both the men's victory by Kenya's Patrick Ivuti and women's repeat championship by Ethiopia's Berhane Adere undoubtedly rank among the most exciting finishes in event history. After a neck-and-neck sprint down Columbus Drive between Ivuti and Moroccan Jaouad Gharib, Ivuti made a final surge, pushing his chest forward to break the tape only hundredths of a second before his opponent. Moments later, Adere surprised Romanian Adriana Pirtea in the final stretch by strategically positioning herself out of Pirtea's peripheral vision and sprinting wide of the finish tape to steal the title. Thinking she was in the final stretch of certain victory, Pirtea was in the midst of pumping her arms to the crowd when she spotted Adere much too late to match her stride. In the wheelchair race, Australia's Kurt Fearnley set a new course record with his speedy 1:28:06, just one second ahead of 2005 champion Krige Schabert, and Amanda McGrory took the women's title.

But the real story of the day was the historic heat. Temperatures soared into the high 80s and combined with high humidity, which forced organizers to halt the race for the first time in its history. Approximately three and a half hours after the official start, runners were rerouted to Grant Park and instructed to stop running as the heat was too intense to ensure their safety. As a result, while the race welcomed its largest field to the start line (36,867), only 25,534 were able to officially finish the race.

On October 1, only six days before the race, Bank of America completed its acquisition of LaSalle Bank and thereby its future involvement with the historic Marathon. The 30th anniversary closed a storied chapter in the race's history, ending its 14-year run as The LaSalle Bank Chicago Marathon, a time during which it experienced tremendous growth in many areas including popularity among runners, civic and community support, and international recognition.

## October 22, 2006

Kenya's Robert Kipkoech Cheruiyot outsprinted countryman Daniel Njenga to win an exciting race which presented weather challenges of low temperatures, gusty winds and chilling rain. The race saw Cheruiyot, Njenga, fellow Kenyans Jimmy Muindi and Robert Cheboror, and American Abdi Abdirahman separate themselves from the pack near mile 19. With a mile to go, it was just Cheruiyot and Njenga racing for the title. After setting his eyes on the prize following a 2004 runner-up finish and 2005 third-place finish, Njenga challenged Cheruiyot in the final sprint on Columbus Drive but finished in second place once again. On his approach to the finish line, Cheruiyot slipped and fell just before breaking the tape. On official review, the Kenyan's torso had crossed the plane securing his second consecutive win in a World Marathon Major race.

After leading the women's race at a blazing world record pace in the first half, returning runner-up Constantina Tomescu-Dita of Romania faltered in the second half. Ethiopia's Berhane Adere and Russia's Galina Bogomolova closed the gap by Mile 22. Adere's long strides against Bogomolova's quicker steps proved stronger as she edged ahead and took the win. Both Adere and Bogomolova set new national records for Ethiopia and Russia, respectively, as did third and fourth place finishers Benita Johnson of Australia and Madia Perez of Mexico.

## October 9, 2005

The 2005 Chicago Marathon was a world-class racing event as young champion Felix Limo defeated a deep men's field, and U.S. record holder Deena Kastor claimed victory in a thrilling race against returning 2004 champion Constantina Tomescu-Dita.

It was a tactical battle from the start as the men's field settled in for a cautious 15:35 split in the first 5K. The lead pack was spread 11 athletes-wide across Ashland Avenue about 7.5 miles from the finish. Defending champion Evans Rutto surged ahead at mile 20, but painful blisters dashed his chances to earn a third consecutive victory. Limo accelerated at 40K to take the lead and sprinted to an impressive victory in 2:07:02. Four more Kenyans—Ben Maiyo, Daniel Njenga, Evans Rutto and Patrick Ivuti—all finished within 44 seconds of Limo to set a Chicago record for the fastest top five finishers. In the women's race, Kastor snatched the lead from Tomescu-Dita shortly after the first 5K and led the defending champion at sub-2:20 pace through the remaining 23 miles. Tomescu-Dita kept a short leash on Kastor through 25K before the American shifted gears and pushed to a 40-second lead with seven miles remaining. But Tomescu-Dita steadily edged her way back into the race before ultimately running out of real estate, as Kastor hung tough for a five second victory over the Romanian record-holder. The win was Kastor's first in a big-city marathon, and the third fastest time ever run by an American. Tomescu-Dita improved her personal best by one minute and 20 seconds, and reset her national record by the same margin.

## October 10, 2004

Awash in bright sunshine, Evans Rutto of Kenya and Constantina Tomescu-Dita of Romania charged to victory in the Chicago Marathon's 27th running. Their world-class runs made the city proud on a day when 33,125 participants from 121 countries crossed the finish line on Columbus Drive.

Rutto, who had not come just to defend his 2003 title but to break the world record, got the victory in a stellar 2:06:16, but was left to wonder what could have been if the wind had not kicked up in the final miles. While he had set his sights on Paul Tergat's time of 2:04:55 set in Berlin the previous fall, the wind was the wild card on a day he had been dealt an otherwise perfect hand. Still, Rutto notched the fourth-fastest winning time in Chicago history, and the second fastest marathon in 2004. The victory kept the 26-year-old undefeated over the marathon distance.

Tomescu-Dita deployed her usual tactic of going out hard and hanging on, which had not yet resulted in victory at a major marathon. But on this day, the Romanian ruled the road. Looking back five times from the corner of Michigan Avenue and Roosevelt Road to the finish on Columbus Drive, she was overcome with emotion as she realized she would win her first major marathon title in a time of 2:23:45, just 10 seconds off her personal best.

## October 12, 2003

The 2003 Chicago Marathon was up for grabs with four-time champion Khalid Khannouchi out of the field due to injury. Kenyan Evans Rutto picked a good year to take on his first 26.2-miler in Chicago. In a seemingly effortless performance, Rutto not only took home the victory, but he set the debut marathon record in 2:05:50. Rutto's time marked the sixth fastest marathon ever run, only eight seconds behind Khalid Khannouchi's course record. The women's victory went to veteran runner Svetlana Zakharova of Russia. Zakharova trailed behind Constantina Tomescu-Dita until mile 25, where she surged ahead to win in 2:23:07.

## October 13, 2002

The 25th anniversary of the Chicago Marathon was simply unforgettable—a beautiful day with a record number of finishers, nearly a million spectators, a new women's world record and the crowning of Chicago's first four-time male winner.

Great Britain's Paula Radcliffe capped off her phenomenal year by shattering the world record with a stunning 2:17:18 performance. Against a topnotch field, including defending champion and former world record holder Catherine Ndereba of Kenya, Radcliffe took control of the race for good after the halfway mark when she clocked mile splits of 5:08, 5:11 and 5:06 from miles 17 through 19. She ran alone and stayed strong during the final stretch up Lake Shore Drive to improve the world record by an amazing 89 seconds, which Ndereba set a year earlier.

After a one-year absence, Khalid Khannouchi returned to win his fourth Chicago title. Competing in the most impressive elite field in the event's 25-year history, Khannouchi went head-to-head with Paul Tergat, defending champion Ben Kimondiu, and two-time London champion Abdelkader El Mouaziz. But it was Toshinari Takaoka who would provide Khannouchi with his biggest challenge as the Japanese 10,000-meter champion broke away from the pack at mile 19 to take a 21-second lead at mile 23. In response, Khannouchi kicked it into higher gear, catching Takaoka by mile 25 near McCormick Place. After taking the lead, Khannouchi kept his furious pace over the last mile and a half to win in 2:05:56, becoming the first marathoner to record three sub-2:06 performances.

## October 7, 2001

The 2001 Chicago Marathon was another historic race—a record number of runners, nearly a million spectators, a pacer surprising all by winning and a new women's world record. In 2001, registration reached a record 37,500 participants.

Catherine Ndereba ran the race of her life, producing a new women's world record with a stunning time of 2:18:47. After a slow start and an early challenge by friend and fellow Kenyan, Lornah Kiplagat, she ran alone most of the second half. Ndereba put the record well within her sights when she ran miles 23 and 24 in 5:12 and 5:09, respectively. Her performance, the first ever sub-2:19 run by a woman, lowered the mark by 59 seconds, set only a week earlier in Berlin.

In one of the most stunning upsets in Chicago Marathon history, Kenya's Ben Kimondiu—a pacesetter hired to push a fast pace for the first half—decided to stay in the race and won in impressive fashion, out-kicking heavily favored Paul Tergat of Kenya in 2:08:52. It was the first and only time in Chicago's history that a pacer led from start to finish. Rod DeHaven was the fastest American, placing sixth with a personal best 2:11:40.

## October 22, 2000

Khalid Khannouchi, in another magnificence display of marathon running, won his third Chicago Marathon in 2:07:01. Khannouchi set the American record after being disappointed at not being able to represent the U.S. in the Sydney Olympics earlier in the year.

In nearly ideal conditions, Khannouchi beat a strong field including Moses Tanui and three other Kenyans: Fred Kiprop, Josephat Kiprono and Peter Githuka. Kenyans finished in the next five places, Kiprono taking runner-up honors 28 seconds behind Khannouchi. Then it was Tanui, Githuka, Kiprop and William Kiplagat. It was also a good day for the American men as eight placed in the top 20, with notable performances by Eric Mack (2:12:42 in his debut) and Josh Cox (2:13:55).



Catherine Ndereba joined Ingrid Kristiansen (1986) as the only women to win Boston and Chicago in the same year. Ndereba's winning time (2:21:33) was the fastest run in 2000. Ndereba shadowed Kenyan compatriot Lornah Kiplagat after closing down an early gap of 15 seconds, finally taking the lead in the 23rd mile. Kiplagat hung on for a personal best 2:22:36. Americans Libbie Hickman, Christine Junkermann and Kristy Johnston ran together for much of the race before Hickman prevailed as the first American in 2:32:09.

A record 27,956 finishers made this race the fourth-largest marathon in history.

### October 24, 1999

Hollywood couldn't have scripted it better: a world record for the men, a photo finish for the women and a monster field. Chicago had it all on this chilly (mid 30s at the start) yet sunny October morning. Kenya's Moses Tanui had a 33-second lead on the pack at Mile 21 when Khalid Khannouchi of Morocco took over the second position. From that point on, it was a two-man race with Khannouchi effectively gaining on the leader. At 40K, as Tanui grabbed his bottle from the elite fluid table, Khannouchi flew by. From that point on, he was chasing only the record book. The men's leaders had already been on world record pace most of the race, but Khannouchi switched into another gear, finishing in an incredible 2:05:42, breaking Ronaldo da Costa's world record by 23 seconds, and becoming the first man to run under 2:06. Tanui finished in 2:06:16, still good for the third fastest marathon ever run. Khannouchi collected \$65,000 for the win, a \$100,000 world record bonus and a new Volkswagen Beetle. American David Morris, an Alaskan native who had been training and racing in Japan, put forth an impressive run of 2:09:32. He finished fourth behind defending champ Ondoro Osoro of Kenya (2:08:00).

Defending champion Joyce Chepchumba of Kenya headlined the women's race. Stunned when she tripped near mile 10 (skinning her left knee, hip and both elbows), she regained her composure and slowly reeled the lead pack back in. In the last several miles the race boiled down to her and fellow Kenyan Margaret Okayo. They arrived at the final stretch on Columbus Drive side by side, with Chepchumba's track speed making the difference as she won by less than one step (2:25:59 to 2:26:00), earning \$80,000 plus a \$15,000 time bonus. In all, \$715,200 of prize money was awarded—the largest payout in event history.

In all, 29,256 runners registered, with 25,145 starters and 24,654 finishers. Participants representing all 50 states, plus 2,241 international runners from a record 80 countries, were cheered on by an estimated 820,000 spectators.

### October 11, 1998

Records were the order of the day once again at the 21st Chicago Marathon with new high marks set for runners (20,063 registrants) and spectators (700,000) under beautiful weather conditions (50s and calm). For only the first time in marathon history, four men with personal bests under 2:08:00 were at the start line: defending champ Khalid Khannouchi of Morocco, Kenyans Moses Tanui and Elijah Lagat, and South Africa's Gert Thys. Experience proved fruitless as a marathon rookie stunned the field.

Newcomer Ondoro Osoro of Kenya emerged victorious from the pack, running one of the fastest marathons in history. Khannouchi had a comfortable lead after a surge at mile 21, but ligament damage in his left foot (suffered just two weeks earlier), compounded by a cramping calf, spelled his doom as Osoro surged past him with less than a mile to go. Khannouchi held on for second (2:07:19), with Thys (2:07:45) and Homewood, IL-based Kenyan Joseph Kahugu (2:07:59) close behind. Osoro set course, world debut, North American and Kenyan national records with the then third-fastest performance of all-time. He earned \$105,000 (\$55,000 for first and a \$50,000 time bonus).

In the women's race, South Africans Colleen De Reuck and Elana Meyer pushed the pace early with Joan Benoit Samuelson's course record of 2:21:21 in sight. The quick pace proved too much, however, as patient Kenyan Joyce Chepchumba stormed past Meyer at mile 19, then De Reuck at mile 22 to win in an impressive 2:23:57, the year's fourth fastest women's time and 15th fastest ever. Chepchumba pocketed \$85,000 (\$55,000 for the win and a \$30,000 time bonus). Defending champ Marian Sutton of Great Britain never found her groove, finishing 10th in 2:35:41.

Race organizers debuted the ChampionChip timing system to ensure exact timing for every runner at the start, half marathon and finish. The 17,731 starters (now an exact count thanks to the Chip) and 17,204 finishers (a 97 percent completion rate), including 40 wheelchair finishers, were all new Chicago records.

### October 19, 1997

The 20th anniversary LaSalle Bank Chicago Marathon was truly a record-breaking event. Perfect weather conditions and an unprecedented 650,000 spectators welcomed a record 16,372 registrants, 14,322 of whom finished the race. In addition, the 1997 race showed a new diversity, with all 50 states and 47 countries represented. The event awarded \$300,000 in prize money and an additional \$197,000 in time bonuses.

Khalid Khannouchi, a Moroccan based in Brooklyn, NY, arrived in Chicago for his marathon debut. Not only did his 2:07:10 give him the victory, but he also set course, debut and North American records while running the fourth-fastest marathon time ever. Khannouchi took home the \$50,000 first prize, plus an additional \$50,000 bonus for his sub-2:07:30 performance. The American men fared well as Jerry Lawson of Jacksonville, FL, placed seventh in 2:09:35, just outside of the American record. Also, Todd Williams of Knoxville, TN, placed 10th in 2:11:17, the second best American debut time ever. In all, five men cracked 2:09 and eight finished under 2:10.

Great Britain's Marian Sutton won back-to-back Chicago titles. After battling a messy nosebleed beginning at mile 20, Sutton persevered with a personal best 2:29:03. She received \$50,000 plus a \$4,000 bonus for her sub-2:30. In the wheelchair competition, Saul Mendoza of Snellville, GA, and Candace Cable of Truckee, CA, won with times of 1:37:42 and 1:57:32, respectively. This year's event also took a big step in expanding its international field, with 1,074 foreign athletes competing, a 202 percent increase over 1996.

### October 20, 1996

Almost 11,000 runners enjoyed ideal weather conditions for the 19th running of the Chicago Marathon. With a 4:54 minute per mile pace, Englishman Paul Evans won the men's competition in 2:08:52, the eighth fastest time in the world for 1996. Sutton, also of Great Britain, won the women's race in 2:30:41 after trailing American Kristy Johnston for the first 25 miles. Evans and Sutton were both awarded \$40,000 for their victories. Johnston (2:31:06) and fellow American Jerry Lawson (2:10:04) both finished second. Jacob Heilveil won the men's wheelchair competition in 1:39:57 while Ann Walters won the women's race for the sixth year in a row in 1:52:13.

After struggling to find solid financial footing throughout the early 1990s, a long-term agreement with the LaSalle Bank ensured financial backing and stability for the race. With such corporate support, the Chicago Marathon finally had the foundation to be a world-class event for years to come. Furthermore, the Marathon and the Chicago Area Runners Association (CARA), formed in 1978 partly as a protest movement, had long since settled their differences. By 1996, CARA was running its highly successful Chicago Marathon training program, with nearly 700 participants at four different locations throughout the Chicago area.

### October 15, 1995

A brisk morning and gusty winds greeted the 10,802 participants in the 18th running of the Chicago Marathon. The winds quickly died down, but the men's competition remained a strategic one. Running side by side for much of the race, Eamonn Martin of Great Britain bolted past Carlos Bautista of Mexico in the last 200 meters to claim victory by just three seconds. The women's race was not nearly as tight. 1993 women's winner Ritva Lemettinen of Finland returned to Chicago and took the lead in the first two miles of the race. With only 35 men finishing before her, Lemettinen claimed her second Chicago title in 2:28:27, beating her personal best by 51 seconds. Martin and Lemettinen pocketed \$35,000 of the \$250,000 total purse for their victories.

Other finishers included 75-year-old Warren Utes of Park Forest, IL, who set his seventh national age group record with his time of 3:18:07. In the wheelchair competition, James Briggs of Champaign, IL, beat Scot Hollonbeck, also of Champaign, by one second, claiming victory in 1:37:12. Ann Walters, another Champaign resident, kept her streak alive in the women's competition with a victory in 1:57:27.

### October 30, 1994

A new title sponsor and the accompanying financial boost from LaSalle Bank put a freshly christened "LaSalle Bank Chicago Marathon" back among the world's top races, a position not seen since 1986. Over 10,000 runners competed in cool and cloudy weather to make the 17th Chicago Marathon a spectacular event. Luiz Antonio Dos Santos of Brazil successfully defended his title with a time of 2:11:16. Kristy Johnston, a native of Coos Bay, OR, out-battled the women's competition to finish in 2:31:34. After claiming victory, she collapsed into race director Carey Pinkowski's arms at the finish line. Both Dos Santos and Johnston took home \$30,000 out of the \$200,000 total purse for their victories.

### October 31, 1993

Snowfall, 34-degree temperatures and 12-degree wind chills greeted the 6,941 Chicago Marathon runners on Halloween (the latest race date in Chicago's history). Battling whipping wind and snow along the lakeshore, some dropped out with hypothermia. With prize money at \$20,000 for the first men's and women's finishers, Luiz Antonio Dos Santos of Brazil and Ritva Lemettinen of Finland trudged through the wintry conditions to claim victory with the fastest winning times since 1990. Dos Santos became the third straight Brazilian man to win while Lemettinen was briefly disqualified with charges of running behind two male pacers who blocked the wind from her path, a violation of USA Track & Field Rule 66. The decision was later overturned due to unclear wording of Rule 66, and her victory was restored. Ann Walters won the women's wheelchair competition, continuing the streak she started in 1991. This year marked her easiest victory in 1:57:34; she was the only female competitor.

### October 25, 1992

Under perfect running conditions, 8,214 runners competed in the 1992 Chicago Marathon. With a lack of depth of world-class runners, Chicago's 15th edition was difficult to predict. Jose Cesar DeSouza, with his unmatched 5:11 per mile pace, won the men's competition to become the second consecutive champion from Brazil. Linda Somers of Pleasant Hill, CA, set a personal best, winning the women's race by a two-minute margin. She would later represent the U.S. in the marathon at the 1996 Olympic Games. However, both winning times were the slowest since 1981. DeSouza and Somers each walked away with \$7,500 for their victories. In the wheelchair competition, Ann Walters, uncontested, set a new course record of 1:44:29, a record that still stands today.

### October 27, 1991

The 14th Chicago Marathon did not start on a positive note. The loss of another title sponsor drastically reduced the prize money for winners to \$7,500, compared to \$30,000 the previous year. Around 7,500 started the race, but only 5,908 crossed the finish line. Thus, even with ideal racing conditions, Joseildo Rocha of Brazil and Midde Hamrin-Senorski of Sweden finished with the slowest winning times since 1981 for both men and women. Ann Walters won the women's wheelchair competition in 1:53:33, a streak she would continue for the next six years through 1996. No other athlete has won six consecutive Chicago Marathon titles.

### October 28, 1990

As a result of the hard work of new race director Carey Pinkowski, the 1990 race was a big success. Pinkowski was the youngest director of any major U.S. marathon. More important than his effective management, however, was that Pinkowski brought the Chicago Marathon together with the Chicago Area Runners Association (CARA). As a result, he was able to get local runners and running clubs more involved than ever before in the race, especially as volunteers.

On race day, the finish could not have been more exciting. Mexico's Martin Pitayo and Poland's Antoni Niemczak ran the final 10 miles of the race side by side. At the last possible moment, Pitayo surged ahead to beat Niemczak by less than a step; the 0.3 second margin of victory was the narrowest in race history. Meanwhile, in her first U.S. marathon appearance, Portugal's Aurora Cunha took the women's title with a personal best time of 2:30:11. Pitayo and Cunha claimed \$30,000 each out of the \$250,000 total purse for their victories. The winners were not the only stars of the day. Local resident Ann Clark enjoyed celebrity status as spectators applauded her finish and asked her to pose with them in pictures. The 81-year-old from Carol Stream, IL, who didn't take up running until age 64, finished in 5:46.

### October 29, 1989

Along with the other 8,529 runners who started the race, and in stark contrast to the previous year, Paul Davis-Hale of Great Britain and America's Lisa Weidenbach battled unseasonably warm temperatures, 64 percent humidity and windy conditions that accompanied the 12th Chicago Marathon. Davis-Hale won the race in 2:11:25. Weidenbach, while breaking her personal best time, became Chicago's second repeat women's champion. Both winners walked away with \$50,000 in prize money. The oldest competitor in the race was 84-year-old Ida Mintz, who finished in 6:07. In the wheelchair competition, America's Scot Hollonbeck won for the men in 1:45:30, and Ann Cody-Morris won for the women in 1:58:51.

### October 30, 1988

With 8,700 registered runners, the Chicago Marathon was back in 1998 after a one-year demotion as a half marathon, and with a new title sponsor in Old Style. Runners were greeted with unseasonably cold temperatures in the 30s. The chilly conditions could not stop Alejandro Cruz of Mexico and Lisa Weidenbach of the U.S. from claiming victory over the 5,795 finishers. Cruz broke his country's record with a personal best of 2:08:57. Weidenbach, of Seattle, WA, became just the fifth American woman to run a sub-2:30 marathon with her personal best 2:29:17. The champions took home a then record \$50,000 each out of the \$350,000 total purse for their victories.

### October 25, 1987

Due to a loss in sponsorship, the Chicago Marathon was not held in 1987. However, a half-marathon was organized to provide Chicago's runners with a low-budget alternative. Taster's Choice was the sponsor of the event called the Columbian Select Half-Marathon. Steve Jones, by now a hero in Chicago, returned to claim victory in 1:04:20. Kim Ballentine of Brentwood, MO, won the women's division in 1:18:20.

### October 26, 1986

The 10th anniversary Chicago Marathon delivered great racing weather. Despite the 90 percent humidity, temperatures remained in the upper 50s, providing comfortable conditions for the 12,000 runners who started the race. Japan's Toshihiko Seko took the lead after 22 miles and went on to win in 2:08:27. Norway's Ingrid Kristiansen dominated the women's competition by more than two minutes. Both winners received \$40,000 for their victories. However, the rest of the 8,173 runners who finished did not go home empty-handed. Due to high popularity the previous year, race officials doubled the number of massage tables and therapists, giving more than 500 racers "special treatment" for their tired muscles.

### October 20, 1985

The 1985 race turned out the largest number of runners Chicago had seen to date, and the fastest. Nearly 10,000 competed as Great Britain's Steve Jones and America's Joan Benoit Samuelson claimed victory. Jones' goal was to set another world record, as he had done the previous year, but he missed Carlos Lopes of Portugal's mark by just one second. His victory earned him \$35,000 for winning, \$10,000 for setting the new course record and \$13,000 in time bonuses for running under 2:08.

The women's competition featured one of the top fields ever assembled, with the then second-, fourth- and fifth-fastest times in the world being set. Ingrid Kristiansen of Norway, the world record-holder; Joan Benoit Samuelson, the 1984 Olympic Marathon gold medalist; and Rosa Mota of Portugal, the Olympic Marathon bronze medalist and Chicago's defending champion, battled for victory. Not only did Benoit Samuelson win (missing Kristiansen's world record by just 15 seconds), but she established new American and course records.

### October 21, 1984

Despite cold temperatures and a steady downpour of rain, nearly 8,000 runners started the race, including 70 world-class athletes; both totals were event records. Great Britain's Steve Jones delivered Chicago's first-ever world record, establishing the event's reputation on the international stage. According to Jones, "I had no idea what kind of pace I was running and no idea how fast they were running. I got to 24 and a half and 25 and the press truck left to go to the finish line. A writer from London shouted that if I kept it under five-minute pace, I had a chance for the record. I was confused and thought he meant a course record!" While defending her title, Portugal's Rosa Mota also broke the women's course record she set the previous year. For their wins, Jones and Mota took home \$35,000 each out of the \$250,000 purse. This year's race also marked the first official wheelchair competition, with five men and one woman competing. Robert Fitch from East Lansing, MI took the men's title in 2:35:06 while Jonnie Baylark from Bellwood, IL won the women's race in 3:29:10.

### October 16, 1983

Almost 7,000 runners came out for what would be the most competitive race Chicago had ever seen. Mere feet from the finish, Joseph Nzau of Kenya surged ahead and out-leaped Hugh Jones of Great Britain to win the race by half a second (2:09:44.3 to 2:09:44.8). Nzau would be the first of many Kenyan victors in Chicago, although East African dominance would not take hold of the sport for another decade and a half.

In the women's competition, Rosa Mota of Portugal took over the lead with one mile left, beating Anne Audain of New Zealand and setting a new course record. Although the race was called "America's Marathon," \$113,000 out of the \$135,000 prize purse went to 15 men and women from 11 foreign countries. A record 250,000 Chicagoans cheered on the participants, helping 5,237 mostly local runners make it to the finish.

### September 26, 1982

The sixth annual Chicago Marathon was an international affair, with over 30 world-class runners from eight different nations competing among the 6,014 racers, 4,642 of whom finished. But it was Americans Greg Meyer and Nancy Conz, both from Massachusetts, who won the day, both establishing new course records (by three and 12 minutes, respectively). Not only did they take home the thrill of victory, but also the event's first prize money checks (\$12,000 for each out of a \$77,000 purse).

### September 27, 1981

While most runners were sleeping, two participants began the 1981 Chicago Marathon at 2 a.m. on Sunday in order to finish the entire 26.2-mile course by the 3:30 p.m. deadline...walking. At the regular start time, another 5,400 joined them, ages seven to 78 years old, including 12 corporate teams, two wheelchair entrants and one blind runner. With 1,800 volunteers helping out along the way and 25,000 spectators, Iowa's Phil Coppess, running his third marathon, and Tina Gandy of Minnesota raced against 25 mile per hour winds on their way to victory.

### September 28, 1980:

With temperatures in the low 60s, more than 4,600 runners turned out for a race in ideal conditions. Frank Richardson, a newlywed of just 49 days from Iowa, and Sue Peterson, a Californian who crossed the finish line alongside her husband Pete, claimed victories with the fastest winning times Chicago had seen to date. Ida Mintz, 74, finished the race with her son, daughter-in-law and grandson in 4:45, claiming the title of the world's oldest female marathoner. Jane Schiff was the Chicago Marathon's first unofficial wheelchair winner with a time of 3:02:38. Proceeds of the 1980 race went to the Chicago Boys Club.

### October 21, 1979

After miserable running weather the previous year, race organizers attempted to avoid similar conditions by pushing the race date back to October. Despite these efforts, temperatures were once again against runners' favor as 3,700 race starters battled the 77 degree heat, 81 percent humidity and 20 mile per hour wind gusts along the lakefront. Due to the challenging conditions, only 2,869 runners finished the race. Dan Cloeter, the 1977 winner, returned to claim the men's victory. Shortly after winning, he collapsed with severe dehydration. Nancy Reid and Donna Simmons illegally "dropped in" to place first and second for the women, but were disqualified when it was proven that they did not run the entire race. This gave the victory to 15-year-old Laura Michalek of Berwyn, IL, the youngest winner in Chicago Marathon history. Also for the record book, both the men's and women's times are still Chicago's slowest winning times. Beatrice Foods sponsored the race for the first time, providing their Tropicana orange juice and Dannon yogurt to exhausted runners at the finish line.

## September 24, 1978

Organizing the second Chicago Marathon was not an easy task. Controversy surrounding the start time and entry fee developed, leaving founders divided. On one side were those who wanted a \$10 entry fee and a noon kick-off. The later start time would draw more spectators and publicity, while also allowing out-of-town participants more travel time. On the other side were those who felt \$10 was too expensive and that a noon start time could be detrimental to the runners, especially the slower participants who would be running in the heat of the afternoon. They also felt that organizers were putting the interest of the media before that of the runners. While the \$10 entry fee remained, a compromise of a 10:30 a.m. start time was finally reached. (In November 1977, Dr. Noel Nequin, along with Erma Trantor, Sharon Mier and other protesters, ended their involvement and formed the Chicago Area Runners Association (CARA) to manage races for runners' protection.)

On race day, thousands of participants wore black armbands in protest of the later start time. The Chicago Marathon quickly became a dual competition—the race against time and the battle against the heat. With lakefront temperatures reaching 85 degrees, nearly 300 runners were treated for blisters or heat exhaustion, while 10 more were taken to local hospitals for heat-related issues and dehydration. But the warm temperatures couldn't stop Arizona's Mark Stanforth or South Dakota's Lynae Larson. Both conquered the heat to claim victory over the other 5,200 starters, 4,053 of whom finished the race. Despite the heat, the event ran smoothly. For the first time in U.S. history a dual start was used, the two points a block apart, which helped spread the runners out. Plenty of water was available to help quench thirst, and most agreed that the second Chicago Marathon was a success.

## September 25, 1977

More than 4,200 runners turned out for the first Mayor Daley Marathon, making it the largest marathon in the world at the time (in terms of registered runners). Dan Cloeter of Indiana and Dorothy Doolittle of Texas battled the crowds to become Chicago's first winners in a race that 2,128 actually finished. Other competitors included Wesley Paul, an eight-year-old who finished in 3:15:20, setting a world record in his age group. Jack Donahue was the final person across the finish line at 7:09:42. The only glitch of the race occurred when the ceremonial starter's cannon misfired into the crowd, injuring two spectators. Ironically, the two burned were the wife and daughter of Wayne Goeldner, an original race founder. Despite the accident, the event ran very smoothly and, as advertised, was an event for the whole city to enjoy.

## The Founding

In November 1976 at the Metropolitan YMCA on LaSalle Street, five key founders of what would eventually become the Bank of America Chicago Marathon met to begin discussions and planning. Those present included Wayne Goeldner, physical education director of the Hyde Park YMCA; Wendell "Wendy" Miller, a partner in a financial advising firm and founder of Midwest Masters Running Club; Bill Robinson, executive director of Friends of Parks; Sharon Mier, director of women's sports at the Loop Center YMCA; and Dr. Noel Nequin, director of cardiac rehabilitation at the Swedish Covenant Hospital. At this meeting, the group decided it was time for a marathon in Chicago.

Talks of a marathon continued, but little was actually done to stage the race. The turning point came in May 1977 when Dr. Nequin organized the first "mega" race in Chicago—the Ravenswood Bank Lakefront 10-Mile Run. The race was a great success, with more than 1,000 runners participating, up from an expected 200-300. Michael Bilandic, Chicago's new Mayor and an avid runner, was invited to the event. Not only did he show up to lend his support, but he and his wife, Heather, also handed out the awards to the winners. The Mayor's strong support and overwhelming runner participation gave the marathon's founders, who weren't quite sure if a marathon could succeed in Chicago, the inspiration they needed to make the city's first 26.2-mile road race a reality.

Suddenly 1977 was becoming a landmark year for running in Chicago. Several other shorter races were organized for the first time in addition to the Chicago Marathon, including the Chicago Distance Classic with almost 5,000 runners, an unheard number of participants at the time. But running fever did not stop with the new races. After seeing the success of the Lakefront 10, Mayor Bilandic decided to make Chicago "the running capital of the world." To further show his support, Bilandic turned five miles of an old equestrian path along the lakefront into jogging paths, creating a scenic course for runners that today stretches 18 miles and serves as the hub of the Chicago running community. Thus, with all of the new events and opportunities, the sport of running in Chicago was enjoying a groundswell of excitement and participation.

By July 1977, Wendy Miller approached his friend and fellow Chicago businessman Lee Flaherty to rally support. Miller convinced Flaherty, a running enthusiast himself, to have his company, Flair Communications, be the official sponsor of the Chicago Marathon. Dr. Nequin and Flaherty then had a lunch meeting at the Drake Hotel with William Daley, son of the late Mayor Richard J. Daley, about naming the event. Following the meeting, the Daley family gave its blessing to name the race the Mayor Daley Marathon.

Initially set-up with a \$5 entry fee and an 8 a.m. start time, the race was scheduled for September 25, 1977, and specific jobs were distributed amongst the founders. Dr. Nequin was the medical director; Miller was the race director; Goeldner was in charge of registration; Mier was responsible for organizing 700 volunteers to marshal and officiate the race; and Robinson was treasurer. In addition, Erma Trantor, a friend of Mier's, was hired to be the race coordinator; Ruth Ratny, a business friend of Flaherty's, was the publicist.

The first ever Mayor Daley Marathon was soon to be a great success. Ads declared it the "people's race anyone can come and enjoy," and that was the approach organizers took. Then, on September 25, the hard work of many dedicated people who established the race as something for the entire city, paid off.



Course records

Course records.....198

Course record split times.....199

Course record progressions.....200

Margins of victory.....202

Fastest finishers by place.....204

Closest finishes .....205

Fastest cumulative races.....206

World, national and American records set in Chicago .....207

Top 10 American performances in Chicago .....209

Top 10 non-American performances in Chicago .....209

Top 100 men's performances in Chicago.....210

Top 100 women's performances in Chicago .....212

## Course records

**Men: 2:03:45**

Dennis Kimetto, KEN, Oct. 13, 2013

**Women: 2:17:18**

Paula Radcliffe, GBR, Oct. 13, 2002

**Wheelchair men: 1:26:56**

Heinz Frei, SUI, Oct. 10, 2010

**Wheelchair women: 1:39:15\***

Tatyana McFadden, USA (Clarksville, MD), Oct. 8, 2017

**Masters men: 2:17:02**

Steve Plasencia, USA (Minneapolis, MN), Oct. 24, 1999

**Masters women: 2:27:47**

Deena Kastor, USA (Mammoth Lakes, CA), Oct. 11, 2015

*\*Amanda McGrory finished second in an identical time, 1:39:15*

## Course record split times

### Men

2:03:45, Dennis Kimetto, KEN, 2013

Distance	Total time (5K split)	Min/mile split
5K .....	00:14:46 .....	4:46
10K .....	00:29:23 (14:37) .....	4:42
15K .....	00:44:02 (14:39) .....	4:43
20K .....	00:58:40 (14:38) .....	4:42
Half .....	01:01:52 .....	
25K .....	01:13:19 (14:39) .....	4:44
30K .....	01:28:04 (14:45) .....	4:45
35K .....	01:42:39 (14:35) .....	4:42
40K .....	01:57:18 (14:39) .....	4:43
Finish .....	02:03:45 .....	
1st Half .....	01:01:52 .....	4:44
2nd Half .....	01:01:53 .....	4:44
Final .....	02:03:45 .....	4:44

### Women

2:17:18, Paula Radcliffe, GBR, 2002

Distance	Total time (5K split)	Min/mile split
5K .....	00:16:27 .....	5:17
10K .....	00:32:47 (16:20) .....	5:15
15K .....	00:49:06 (16:19) .....	5:15
20K .....	01:05:26 (16:20) .....	5:15
Half .....	01:09:01 .....	
25K .....	01:21:34 (16:08) .....	5:11
30K .....	01:37:40 (16:06) .....	5:11
35K .....	01:53:45 (16:05) .....	5:10
40K .....	02:10:08 (16:23) .....	5:16
Finish .....	02:17:18 .....	
1st Half .....	01:09:01 .....	5:16
2nd Half .....	01:08:17 .....	5:12
Final .....	02:17:18 .....	5:14



## Course record progressions

### Men

Time	Name	Country	Date
2:03:45	Dennis Kimetto	KEN	Oct. 13, 2013
2:04:38	Tsegaye Kebede	ETH	Oct. 7, 2012
2:05:37	Moses Mosop	KEN	Oct. 9, 2011
2:05:41	Sammy Wanjiru	KEN	Oct. 11, 2009
2:05:42	Khalid Khannouchi	MAR	Oct. 24, 1999
2:06:54	Ondoro Osoro	KEN	Oct. 11, 1998
2:07:10	Khalid Khannouchi	MAR	Oct. 19, 1997
2:07:13	Steve Jones	GBR	Oct. 20, 1985
2:08:05	Steve Jones	GBR	Oct. 21, 1984
2:09:44	Joseph Nzau	KEN	Oct. 16, 1983
2:10:59	Greg Meyer	USA/MA	Sept. 26, 1982
2:14:04	Frank Richardson	USA/IA	Sept. 28, 1980
2:17:52	Dan Cloeter	USA/NE	Sept. 25, 1977

### Women

Time	Name	Country	Date
2:17:18	Paula Radcliffe	GBR	Oct. 13, 2002
2:18:47	Catherine Ndereba	KEN	Oct. 7, 2001
2:21:21	Joan Benoit Samuelson	USA/ME	Oct. 20, 1985
2:26:01	Rosa Mota	POR	Oct. 21, 1984
2:31:12	Rosa Mota	POR	Oct. 16, 1983
2:33:23	Nancy Konz	USA/MA	Sept. 26, 1982
2:45:03	Sue Petersen	USA/CA	Sept. 28, 1980
2:50:47	Dorothy Doolittle	USA/TX	Sept. 25, 1977

### Masters men

Time	Name (age)	Country	Date
2:17:02	Steve Plasencia (42)	USA/MN	Oct. 24, 1999
2:19:40	Mike Hurd (40)	GBR	Oct. 26, 1986
2:23:55	Antonio Villanueva (45)	MEX	Oct. 20, 1985
2:32:05	Roger Pflugfelder (41)	USA/PA	Oct. 16, 1983
2:33:47	Roger Rouiller (43)	USA/IL	Sept. 27, 1981
2:33:52	Lee Wilcox (40)	USA/WI	Sept. 24, 1978
2:38:34	Alex Ratelle (52)	USA/MN	Sept. 25, 1977

### Masters women

Time	Name (age)	Country	Date
2:27:47	Deena Kastor (42)	USA/CA	Oct. 11, 2015
2:28:40	Colleen De Reuck (41)	USA/CO	Oct. 9, 2005
2:29:25	Tatyana Pozdnyakova (43)	UKR	Oct. 11, 1998
2:31:14	Priscilla Welch (41)	GBR	Oct. 26, 1986
2:43:35	Cincy Dalrymple (40)	USA/NY	Sept. 26, 1982
3:08:48	Helen Dick (56)	USA/CA	Sept. 28, 1980
3:20:00	Marion Burchfield (42)	USA/IL	Sept. 24, 1978
3:42:05	Carol Davis (41)	USA/IL	Sept. 27, 1977

## Wheelchair men

Time	Name	Country	Date
1:26:56	Heinz Frei	SUI	Oct. 10, 2010
1:28:06	Kurt Fearnley	AUS	Oct. 7, 2007
1:29:40	Krige Schabert	RSA	Oct. 9, 2005
1:32:14	James Briggs	USA/IL	Oct. 30, 1994
1:41:21	Philippe Couprie	FRA	Oct. 27, 1991
1:42:34	Jim Knaub	USA/IL	Oct. 28, 1990
1:45:30	Scot Hollonbeck	USA/IL	Oct. 29, 1989
2:10:19	Bart Bardwell	USA/MN	Oct. 26, 1986
2:23:41	Robert Fitch	USA/MI	Oct. 20, 1985
2:35:06	Robert Fitch	USA/MI	Oct. 21, 1984

## Wheelchair women

Time	Name	Country	Date
1:39:15*	Tatyana McFadden	USA/MD	Oct. 8, 2017
1:41:10	Tatyana McFadden	USA/MD	Oct. 11, 2015
1:42:35	Tatyana McFadden	USA/IL	Oct. 13, 2013
1:44:29	Ann Walters	USA/IL	Oct. 25, 1992
1:53:33	Ann Cody-Morris	USA/IL	Oct. 28, 1990
1:58:51	Ann Cody-Morris	USA/IL	Oct. 29, 1989
2:52:22	Jayne Fortson	USA/UT	Oct. 20, 1985
3:29:10	Jonnie Baylark	USA/IL	Oct. 21, 1984

\*Amanda McGrory finished second in an identical time, 1:39:15



## Margins of victory

### Men

Year	Men's winner	Winning margin	Runner-up
2017	Galen Rupp	:28	Abel Kirui
2016	Abel Kirui	:03	Dickson Chumba
2015	Dickson Chumba	:25	Sammy Kitwara
2014	Eliud Kipchoge	:17	Sammy Kitwara
2013	Dennis Kimetto	:7	Emmanuel Mutai
2012	Tsegaye Kebede	:14	Feyisa Lilesa
2011	Moses Mosop	:38	Wesley Korir
2010	Sammy Wanjiru	:19	Tsegaye Kebede
2009	Sammy Wanjiru	:27	Vincent Kipruto***
2008	Evans Cheruiyot	1:12	David Mandago
2007	Patrick Ivuti	:005*	Jaouad Gharib
2006	Robert Kipkoech Cheruiyot	:05	Daniel Njenga
2005	Felix Limo	:07	Benjamin Maiyo
2004	Evans Rutto	1:28	Daniel Njenga
2003	Evans Rutto	1:57	Paul Koech
2002	Khalid Khannouchi	:20	Daniel Njenga
2001	Ben Kimondiu	:04	Paul Tergat
2000	Khalid Khannouchi	:28	Josephat Kiprono
1999	Khalid Khannouchi	:34	Moses Tanui
1998	Ondoro Osono	:25	Khalid Khannouchi
1997	Khalid Khannouchi	1:09	Fred Kiprop
1996	Paul Evans	1:12	Jerry Lawson
1995	Eamonn Martin	:03	Carlos Bautista
1994	Luiz Antonio Dos Santos	:35	Ed Eyestone
1993	Luiz Antonio Dos Santos	1:25	Eddy Hellebuyck
1992	Jose Cesar Da Souza	1:16	Igor Braslawsky
1991	Josildo Rocha	:06	Roy Dooney
1990	Martin Pitayo	:03	Antoni Niemczak
1989	Paul Davis-Hale	1:54	Ravil Kashapov
1988	Alejandro Cruz	:23	Yakov Tolstikov
1986	Toshihiko Seko	1:30	Ahmed Saleh
1985	Steve Jones	:55	Robleh Djama
1984	Steve Jones	1:01	Carlos Lopes
1983	Joseph Nzau	:05	Hugh Jones
1982	Greg Meyer	:11	Joseph Nzau
1981	Phillip Coppess	1:02	Tony Schockency
1980	Frank Richards	2:43	Chuck Smead
1979	Dan Cloeter	4:16	Mike Healer
1978	Mark Stanforth	4:53	Barney Kleecker
1977	Dan Cloeter	4:57**	Jim MacNider

\* smallest margin of victory

\*\* largest margin of victory

\*\*\* as a result of a doping violation, the International Athletics Association Federations (IAAF) announced that the 2009 result of Abderrahim Goumri has been annulled. The official results of the Bank of America Chicago Marathon reflect this change

## Women

Year	Women's winner	Winning margin	Runner-up
2017	Tirunesh Dibaba	1:51	Brigid Kosgei
2016	Florence Kiplagat	1:56	Edna Kiplagat
2015	Florence Kiplagat	:10	Yebrgual Melese
2014	Mare Dibaba***	0:20	Florence Kiplagat
2013	Rita Jeptoo	:51	Jemima Jelegat Sumgong
2012	Atsede Baysa	:01*	Rita Jeptoo
2011	Ejegayehu Dibaba***	2:29	Kayoko Fukushi
2010	Atsede Baysa***	2:40	Desiree Davila***
2009	Irina Mikiyenko***	:25	Teyba Erkesso***
2008	Lidiya Grigoryeva	2:15	Alevtina Biktimirova
2007	Berhane Adere	:03	Adriana Pirtea
2006	Berhane Adere	:05	Galina Bogomolova
2005	Deena Kastor	:05	Constantina Dita
2004	Constantina Dita	:58	Nuta Olaru
2003	Svetlana Zakharova	:28	Constantina Dita
2002	Paula Radcliffe	2:08	Catherine Ndereba
2001	Catherine Ndereba	6:13	Elfenesh Alemu
2000	Catherine Ndereba	1:03	Lornah Kiplagat
1999	Joyce Chepchumba	:01*	Margaret Okayo
1998	Joyce Chepchumba	3:07	Colleen De Reuck
1997	Marian Sutton	2:28	Gitte Karlshoj
1996	Marian Sutton	:25	Kristy Johnston
1995	Ritva Lemettinen	2:57	Kim Jones
1994	Kristy Johnston	:23	Gitte Karlshoj
1993	Ritva Lemettinen	1:08	Linda Somers
1992	Linda Somers	1:57	Gail Hall
1991	Midde Hamrin-Senorski	2:00	Kirsi Rauta
1990	Aurora Cunha	2:17	Carole Rouillard
1989	Lisa Weidenbach	2:09	Carla Bourskens
1988	Lisa Weidenbach	:29	Emma Scaunich
1986	Ingrid Kristiansen	2:09	Maria Lelut
1985	Joan Benoit Samuelson	1:44	Ingrid Kristiansen
1984	Rosa Mota	1:39	Lisa Martin
1983	Rosa Mota	:24	Jacqueline Gareau
1982	Nancy Konz	1:17	Karen Dunn
1981	Tina Gandy	5:54	Charlene Groet
1980	Sue Peterson	4:40	Sue Henderson
1979	Laura Michalek	1:00	Lynae Larson
1978	Lynae Larson	13:55**	Karen Doopes
1977	Dorothy Doolittle	4:09	Marilyn Bevens

\* smallest margin of victory

\*\* largest margin of victory

\*\*\*as a result of a doping violation, the International Athletics Association Federations (IAAF) announced in 2016 that the 2014 result of Rita Jeptoo has been annulled. In 2015, as a result of a doping violation, the IAAF announced that the 2009-2012 results of Liliya Shobukhova have been annulled. As a result of doping violations, the IAAF also announced that the 2009 result of Lidiya Grigoryeva, the 2010, 2012 and 2013 results of Maria Kononova and the 2013 result of Aleksandra Duliba have been annulled. The official results of the Bank of America Chicago Marathon reflect this change

## Fastest finishers by place

### Men

Place	Name	Time	Date
1st	Dennis Kimetto (KEN)	2:03:45	Oct. 13, 2013
2nd	Emmanuel Mutai (KEN)	2:03:52	Oct. 13, 2013
3rd	Dickson Chumba (KEN)	2:04:32	Oct. 12, 2014
4th	Kenenisa Bekele (ETH)	2:05:51	Oct. 12, 2014
5th	Wesley Korir (KEN)	2:06:13	Oct. 7, 2012
6th	Bernard Kipyego (KEN)	2:06:40	Oct. 7, 2012
7th	Samuel Ndungu (KEN)	2:07:26	Oct. 7, 2012
8th	Dadi Yami (ETH)	2:07:43	Oct. 7, 2012
9th	Dathan Ritzenhein (USA)	2:07:47	Oct. 7, 2012
10th	Shami Dawit (ETH)	2:08:39	Oct. 7, 2012

### Women

Place	Name	Time	Date
1st	Paula Radcliffe (GBR)	2:17:18	Oct. 13, 2002
2nd	Catherine Ndereba (KEN)	2:19:26	Oct. 13, 2002
3rd	Jordan Hasay (USA)	2:20:57	Oct. 8, 2017
4th	Svetlana Zakharova (RUS)	2:21:31	Oct. 13, 2002
5th	Caroline Rotich (KEN)	2:23:22	Oct. 7, 2012
6th	Meskerem Assefa (ETH)	2:25:11	Oct. 11, 2015
7th	Hiromi Ominami (JPN)	2:26:04	Oct. 22, 2006
8th	Lyudmila Petrova (RUS)	2:27:08	Oct. 22, 2006
9th	Kathy Butler (GBR)	2:28:39	Oct. 22, 2006
10th	Dulce Maria Rodriguez (MEX)	2:28:54	Oct. 22, 2006

## Closest finishes

### Men (by time difference)

#### Top 2 finishers

	Margin	Year	Order of finish
1.	:00:05	2007	Ivuti, Gharib
2.	:00:30	1990	Pitayo, Niemczak
3.	:00:50	1983	Nzau, Jones

#### Top 3 finishers

	Margin	Year	Order of finish
1.	:06	1995	Martin, Bautista, Shvetsov
2.	:12	2005	Limo, Maiyo, Njenga
3.	:16	2006	Cheruiyot, Njenga, Muindi

#### Top 5 finishers

	Margin	Year	Order of finish
1.	:44	2005	Limo, Maiyo, Njenga, Rutto, Ivuti
2.	:50	2002	Khannouchi, Njenga, Takaoka, Tergat, El Mouaziz
3.	:59	2015	Chumba, Kitwara, Ndungu, Gebru, Puskedra

### Women (by time difference)

#### Top 2 finishers

	Margin	Year	Order of finish
T1.	:01	1999	Chepchumba, Okayo
T1	:01	2012	Baysa, Jeptoo
3.	:03	2007	Adere, Pirtea

#### Top 3 finishers

	Margin	Year	Order of finish
1.	:30	1988	Weidenbach, Scaunich, Fudge
2.	:33	1983	Mota, Gareau, Rasmussen
3.	:38	2012	Baysa, Jeptoo, Kabuu

#### Top 5 finishers

	Margin	Year	Order of finish
1.	1:07	2015	Kiplagat, Melese, Dibaba, Fukushi, Seboka
2.	1:19	2012*	Baysa, Jeptoo, Kabuu, Shobukhova, Rotich
3.	1:47	1999	Chepchumba, Okayo, Meyer, De Reuck, Bogacheva

\*As a result of a doping violation, the International Athletics Association Federations (IAAF) announced in 2015 that the 2009-2012 results of Liliya Shobukhova have been annulled. The official results of the Bank of America Chicago Marathon reflect this change

## Fastest cumulative races

### Men

#### Top 2 finishers

	Cumulative time	Year	Order of finish
1.	4:07:37 .....	2013 .....	Kimetto, Mutai
2.	4:08:39 .....	2014 .....	Kipchoge, Kitwara
3.	4:09:30 .....	2012 .....	Kebede, Lilesa

#### Top 3 finishers

	Cumulative time	Year	Order of finish
1.	6:12:53 .....	2013 .....	Kimetto, Mutai, Kitwara
2.	6:13:11 .....	2014 .....	Kipchoge, Kitwara, Chumba
3.	6:14:57 .....	2012 .....	Kebede, Lilesa, Regassa

#### Top 5 finishers

	Cumulative time	Year	Order of finish
1.	10:27:04 .....	2012 .....	Kebede, Lilesa, Regassa, Kitwara, Korir
2.	10:27:32 .....	2014 .....	Kipchoge, Kitwara, Chumba, Bekele, Koech
3.	10:31:32 .....	2002 .....	Khannouchi, Njenga, Takaoka, Tergat, El Mouaziz

### Women

#### Top 2 finishers

	Cumulative time	Year	Order of finish
1.	4:36:44 .....	2002 .....	Radcliffe, Ndereba
2.	4:38:53 .....	2017 .....	Dibaba, Kosgei
3.	4:40:42 .....	2013 .....	Jeptoo, Sumgong

#### Top 3 finishers

	Cumulative time	Year	Order of finish
1.	6:58:06 .....	2002 .....	Radcliffe, Ndereba, Shibui
2.	6:59:50 .....	2017 .....	Dibaba, Kosgei, Hasay
3.	7:03:28 .....	2013* .....	Jeptoo, Sumgong, Konovalova

#### Top 5 finishers

	Cumulative time	Year	Order of finish
1.	11:44:57 .....	2002 .....	Radcliffe, Ndereba, Shibui, Zakharova, Biktagirova
2.	11:51:59 .....	2006 .....	Adere, Bogomolova, Johnson, Perez, Tomescu-Dita
3.	11:52:39 .....	2017 .....	Dibaba, Kosgei, Hasay, Perez, Kipketer

\* As a result of doping violations, the IAAF also announced that the 2010, 2012 and 2013 results of Maria Konovalova and the 2013 result of Aleksandra Duliba have been annulled. The official results of the Bank of America Chicago Marathon reflect this change

## World records set in Chicago

### Men

2:05:42	Khalid Khannouchi (MAR)	1999
2:08:05	Steve Jones (GBR)	1984

### Women

2:17:18	Paula Radcliffe (GBR)	2002
2:18:47	Catherine Ndereba (KEN)	2001

## American records set in Chicago

### Men

2:07:01	Khalid Khannouchi	2000
---------	-------------------	------

### Women

2:21:21	Joan Benoit Samuelson	1985
---------	-----------------------	------

## World debut records set in Chicago

### Men

2:05:50	Evans Rutto (KEN)	2003
2:06:54	Ondoro Osoro (KEN)	1998
2:07:10	Khalid Khannouchi (MAR)	1997

## Current national records set in Chicago

### Men

Country	Name (year)	Time
Cayman Islands.....	Tony Keely (2000).....	2:40:28
Ecuador.....	Silvio Guerra (1997).....	2:09:59
Great Britain.....	Steve Jones (1985).....	2:07:13
Japan.....	Toshinari Takaoka (2002).....	2:06:16
Liechtenstein.....	Marcel Tschoop (2011).....	2:23:55
Peru.....	Miguel Mallqui (1998).....	2:11:36
Singapore.....	Rui Yong Soh (2016).....	2:24:55
Uruguay.....	Nestor Garcia (1999).....	2:12:48

### Women

Country	Name (year)	Time
Albania.....	Lena Josifi (2012).....	3:00:05
Australia.....	Benita Johnson (2006).....	2:22:36
Belarus.....	Aleksandra Duliba (2013).....	2:23:44
Kyrgyzstan.....	Irina Bogacheva (1999).....	2:27:46
Mexico.....	Madai Perez (2006).....	2:22:59
Nepal.....	Sworupa Khadka (2013).....	2:57:10
Poland.....	Malgorzata Sobanska (2001).....	2:26:08
Portugal.....	Rosa Mota (1985).....	2:23:29
Romania.....	Constantina Tomescu-Dita (2005).....	2:21:30
Russia.....	Liliya Shobukhova (2011).....	2:18:20
Saudi Arabia.....	Sarah Attar (2015).....	3:11:29
St. Pierre & Miquelon.....	Ursula Delcourt (2005).....	3:50:45
Thailand.....	Jane Vongvorachoti (2014).....	2:40:40
Lebanon.....	Chirine Njeim (2017).....	2:39:21

## Top 10 American performances in Chicago

### Men

#	Name	Time	Place	Date
1.....	Khalid Khannouchi (NY).....	2:05:56.....	1.....	Oct. 13, 2002
2.....	Khalid Khannouchi (NY).....	2:07:01.....	1.....	Oct. 22, 2000
3.....	Dathan Ritzenhein (OR).....	2:07:47.....	9.....	Oct. 7, 2012
4.....	Ryan Hall (CA).....	2:08:04.....	5.....	Oct. 9, 2011
5.....	Khalid Khannouchi (NY).....	2:08:44.....	5.....	Oct. 10, 2004
6.....	Abdi Abdirahman (AZ).....	2:08:56.....	4.....	Oct. 22, 2006
7.....	Galen Rupp (OR).....	2:09:20.....	1.....	Oct. 8, 2017
8.....	David Morris (NM).....	2:09:32.....	4.....	Oct. 24, 1999
9.....	Jerry Lawson (FL).....	2:09:35.....	7.....	Oct. 19, 1997
10.....	Alan Culpepper (CO).....	2:09:41.....	6.....	Oct. 13, 2002

### Women

#	Name	Time	Place	Date
1.....	Jordan Hasay (OR).....	2:20:57.....	3.....	Oct. 8, 2017
2.....	Joan Benoit Samuelson (ME).....	2:21:21.....	1.....	Oct. 20, 1985
3.....	Deena Kastor (CA).....	2:21:25.....	1.....	Oct. 9, 2005
4.....	Desiree Davila (MI).....	2:26:20.....	2.....	Oct. 10, 2010
5.....	Deena Drossin (CA).....	2:26:53.....	6.....	Oct. 13, 2002
6.....	Amy Hastings (RI).....	2:27:03.....	5.....	Oct. 12, 2014
7.....	Renee Baillie (OR).....	2:27:17.....	7.....	Oct. 7, 2012
8.....	Deena Kastor (CA).....	2:27:47.....	7.....	Oct. 11, 2015
9.....	Colleen De Reuck (CO).....	2:28:01.....	7.....	Oct. 12, 2003
10.....	Lisa Weidenbach (WA).....	2:28:15.....	1.....	Oct. 29, 1989

## Top 10 non-American performances in Chicago

### Men

#	Name	Time	Place	Date
1.....	Dennis Kimetto (KEN).....	2:03:45.....	1.....	Oct. 13, 2013
2.....	Emmanuel Mutai (KEN).....	2:03:52.....	2.....	Oct. 13, 2013
3.....	Eliud Kipchoge (KEN).....	2:04:11.....	1.....	Oct. 12, 2014
4.....	Sammy Kitwara (KEN).....	2:04:28.....	2.....	Oct. 12, 2014
5.....	Dickson Chumba (KEN).....	2:04:32.....	3.....	Oct. 12, 2014
6.....	Tsegaye Kebede (ETH).....	2:04:38.....	1.....	Oct. 7, 2012
7.....	Feyisa Lilesa (ETH).....	2:04:52.....	2.....	Oct. 7, 2012
8.....	Sammy Kitwara (KEN).....	2:05:16.....	3.....	Oct. 13, 2013
9.....	Tilahun Regassa (ETH).....	2:05:27.....	3.....	Oct. 7, 2012
10.....	Moses Mosop (KEN).....	2:05:37.....	1.....	Oct. 9, 2011

## Women

#	Name	Time	Place	Date
1	Paula Radcliffe (GBR)	2:17:18	1	Oct. 13, 2002
2	Tirunesh Dibaba (ETH)	2:18:31	1	Oct. 8, 2017
3	Catherine Ndereba (KEN)	2:18:47	1	Oct. 7, 2001
4	Catherine Ndereba (KEN)	2:19:26	2	Oct. 13, 2002
5	Rita Jeptoo (KEN)	2:19:57	1	Oct. 13, 2013
6	Brigid Kosgei (KEN)	2:20:22	2	Oct. 8, 2017
7	Berhane Adere (ETH)	2:20:42	1	Oct. 22, 2006
8	Galina Bogomolova (RUS)	2:20:47	2	Oct. 22, 2006
9	Jemima Jelegat Sumgong (KEN)	2:20:48	2	Oct. 13, 2013
10	Yoko Shibui (JPN)	2:21:22	3	Oct. 13, 2002

## Top 100 men's performances in Chicago\*

#	Name	Time	Place	Date
1	Dennis Kimetto (KEN)	2:03:45	1	Oct. 13, 2013
2	Emmanuel Mutai (KEN)	2:03:52	2	Oct. 13, 2013
3	Eliud Kipchoge (KEN)	2:04:11	1	Oct. 12, 2014
4	Sammy Kitwara (KEN)	2:04:28	2	Oct. 12, 2014
5	Dickson Chumba (KEN)	2:04:32	3	Oct. 12, 2014
6	Tsegaye Kebede – 1 (ETH)	2:04:38	1	Oct. 07, 2012
7	Feyisa Lilesa – 1 (ETH)	2:04:52	2	Oct. 07, 2012
8	Sammy Kitwara – 2 (KEN)	2:05:16	3	Oct. 13, 2013
9	Tilahun Regassa (ETH)	2:05:27	3	Oct. 07, 2012
10	Moses Mosop (KEN)	2:05:37	1	Oct. 09, 2011
11	Sammy Wanjiru – 1 (KEN)	2:05:41	1	Oct. 11, 2009
12	Khalid Khannouchi – 1 (MAR)	2:05:42	1	Oct. 24, 1999
13	Evans Rutto – 1 (KEN)	2:05:50	1	Oct. 12, 2003
14	Kenenisa Bekele (ETH)	2:05:51	4	Oct. 12, 2014
15	Sammy Kitwara – 3 (KEN)	2:05:54	4	Oct. 07, 2012
16	Khalid Khannouchi – 2 (USA/NY)	2:05:56	1	Oct. 13, 2002
17	Vincent Kipruto – 1 (KEN)	2:06:08	3	Oct. 11, 2009
18	Wesley Korir – 1 (KEN)	2:06:13	5	Oct. 07, 2012
19	Wesley Korir – 2 (KEN)	2:06:15	2	Oct. 09, 2011
20	Moses Tanui – 1 (KEN)	2:06:16	2	Oct. 24, 1999
20	Daniel Njenga – 1 (KEN)	2:06:16	2	Oct. 13, 2002
20	Toshinari Takaoka – 1 (JPN)	2:06:16	2	Oct. 13, 2002
20	Evans Rutto – 2 (KEN)	2:06:16	1	Oct. 10, 2004
24	Paul Tergat – 1 (KEN)	2:06:18	4	Oct. 13, 2002
25	Sammy Wanjiru – 2 (KEN)	2:06:24	1	Oct. 10, 2010
26	Evans Cheruiyot (KEN)	2:06:25	1	Oct. 12, 2008
27	Bernard Kipyego – 1 (KEN)	2:06:29	3	Oct. 09, 2011
28	Bernard Kipyego – 2 (KEN)	2:06:40	6	Oct. 07, 2012
29	Tsegaye Kebede – 2 (ETH)	2:06:43	2	Oct. 10, 2010
30	Abdelkader El Mouaziz – 1 (MAR)	2:06:46	5	Oct. 13, 2002
31	Ondoro Osoro (KEN)	2:06:54	1	Oct. 11, 1998
32	Micah Kogo (KEN)	2:06:56	4	Oct. 13, 2013
33	Khalid Khannouchi – 3 (USA/NY)	2:07:01	1	Oct. 22, 2000

#	Name	Time	Place	Date
34	Felix Limo (KEN)	2:07:02	1	Oct. 09, 2005
35	Charles Munyeki (KEN)	2:07:06	4	Oct. 11, 2009
36	Paul Koech (KEN)	2:07:07	2	Oct. 12, 2003
37	Benjamin Maiyo (KEN)	2:07:09	2	Oct. 09, 2005
38	Khalid Khannouchi – 4 (MAR)	2:07:10	1	Oct. 19, 1997
39	Steve Jones – 1 (GBR)	2:07:13	1	Oct. 20, 1985
40	Daniel Njenga – 2 (KEN)	2:07:14	3	Oct. 09, 2005
41	Khalid Khannouchi – 5 (MAR)	2:07:19	2	Oct. 11, 1998
42	Samuel Ndungu (KEN)	2:07:26	7	Oct. 07, 2012
43	Evans Rutto – 3 (KEN)	2:07:28	4	Oct. 09, 2005
44	Josephat Kiprono (KEN)	2:07:29	2	Oct. 22, 2000
45	Robert Kipkoech Cheruiyot (KEN)	2:07:35	1	Oct. 22, 2006
46	David Mandago (KEN)	2:07:37	2	Oct. 12, 2008
47	Daniel Njenga – 3 (KEN)	2:07:40	2	Oct. 22, 2006
48	Daniel Njenga – 4 (KEN)	2:07:41	3	Oct. 12, 2003
49	Dadi Yami (ETH)	2:07:43	8	Oct. 07, 2012
50	Daniel Njenga – 5 (KEN)	2:07:44	2	Oct. 10, 2004
51	Gert Thys (RSA)	2:07:45	3	Oct. 11, 1998
52	Patrick Ivuti (KEN)	2:07:46	5	Oct. 09, 2005
53	Moses Tanui – 2 (KEN)	2:07:47	3	Oct. 22, 2000
53	Dathan Ritzenhein (USA)	2:07:47	9	Oct. 07, 2012
55	Toshinari Takaoka – 2 (JPN)	2:07:50	3	Oct. 10, 2004
56	Jimmy Muindi – 1 (KEN)	2:07:51	3	Oct. 22, 2006
57	Joseph Kahugu – 1 (KEN)	2:07:59	4	Oct. 11, 1998
57	Bekana Daba (ETH)	2:07:59	4	Oct. 09, 2011
59	Ondoro Osoro – 2 (KEN)	2:08:00	3	Oct. 24, 1999
60	Peter Githuka – 1 (KEN)	2:08:02	4	Oct. 22, 2000
61	Ryan Hall (USA/CA)	2:08:04	5	Oct. 09, 2011
62	Steve Jones – 2 (GBR)	2:08:05	1	Oct. 21, 1984
63	Djama Robleh (DJI)	2:08:08	2	Oct. 20, 1985
64	Feyisa Lilesa – 2 (ETH)	2:08:10	3	Oct. 10, 2010
65	Fred Kiprop – 1 (KEN)	2:08:19	2	Oct. 19, 1997
66	Fred Kiprop – 2 (KEN)	2:08:23	5	Oct. 22, 2000
67	Toshihiko Seko (JPN)	2:08:27	1	Oct. 26, 1986
67	Jimmy Muindi – 2 (KEN)	2:08:27	4	Oct. 10, 2004
69	Bernard Koech (KEN)	2:08:30	5	Oct. 12, 2014
70	Shami Dawit (ETH)	2:08:39	10	Oct. 07, 2012
71	Peter Chebet (KEN)	2:08:43	4	Oct. 12, 2003
71	Richard Limo (KEN)	2:08:43	5	Oct. 11, 2009
73	Wesley Korir – 3 (KEN)	2:08:44	4	Oct. 10, 2010
73	Khalid Khannouchi – 6 (USA/NY)	2:08:44	5	Oct. 10, 2004
75	Peter Ndirangu (KEN)	2:08:46	3	Oct. 19, 1997
76	Rob De Castella – 1 (AUS)	2:08:48	3	Oct. 20, 1985
76	Marilson Dos Santos (BRA)	2:08:48	6	Oct. 10, 2004
78	Paul Evans – 1 (GBR)	2:08:52	1	Oct. 20, 1996
78	Ben Kimondiu (KEN)	2:08:52	1	Oct. 07, 2001
80	Philip Chirchir (KEN)	2:08:56	4	Oct. 19, 1997
80	Paul Tergat – 2 (KEN)	2:08:56	2	Oct. 07, 2001
80	Abdi Abdirahman (USA/AZ)	2:08:56	4	Oct. 22, 2006

#	Name	Time	Place	Date
83.....	Jimmy Muindi – 2 (KEN).....	2:08:57.....	5.....	Oct. 12, 2003
83.....	Alejandro Cruz (MEX).....	2:08:57.....	1.....	Oct. 30, 1988
85.....	Patrick Muturi (KEN).....	2:08:59.....	5.....	Oct. 19, 1997
86.....	Peter Githuka – 2 (KEN).....	2:09:00.....	3.....	Oct. 07, 2001
87.....	Carlos Lopes (POR).....	2:09:06.....	2.....	Oct. 21, 1984
88.....	Vincent Kipruto – 2 (KEN).....	2:09:08.....	5.....	Oct. 10, 2010
88.....	Ghirmay Ghebreslassie (ERI).....	2:09:08.....	6.....	Oct. 12, 2014
90.....	Rob DeCastella – 2 (AUS).....	2:09:09.....	3.....	Oct. 21, 1984
91.....	Galen Rupp (USA).....	2:09:20.....	1.....	Oct. 08, 2017
91.....	Yakov Tolstikov (RUS).....	2:09:20.....	2.....	Oct. 30, 1988
91.....	Paul Evans – 2 (GBR).....	2:09:20.....	6.....	Oct. 19, 1997
93.....	Stephen Kiogora (KEN).....	2:09:21.....	7.....	Oct. 10, 2004
94.....	Laban Kipkemboi (KEN).....	2:09:22.....	6.....	Oct. 09, 2005
95.....	Robert Cheboror (KEN).....	2:09:25.....	5.....	Oct. 22, 2006
95.....	Dickson Chumba – 2 (KEN).....	2:09:25.....	1.....	Oct. 11, 2015
97.....	Mohamed Ouadi (FRA).....	2:09:26.....	4.....	Oct. 07, 2001
98.....	Robert Kiprono Cheruiyot (KEN).....	2:09:28.....	6.....	Oct. 10, 2010
99.....	David Morris (USA/NM).....	2:09:32.....	4.....	Oct. 24, 1999
100.....	Noriaki Igarashi (JPN).....	2:09:35.....	5.....	Oct. 07, 2001
100.....	Simon Bor (KEN).....	2:09:35.....	5.....	Oct. 24, 1999
100.....	Jerry Lawson (USA/FL).....	2:09:35.....	7.....	Oct. 19, 1997

#### Top 100 women's performances in Chicago\*

#	Name	Time	Place	Date
1.....	Paula Radcliffe (GBR).....	2:17:18.....	1.....	Oct. 13, 2002
2.....	Tirunesh Dibaba (ETH).....	2:18:31.....	1.....	Oct. 08, 2017
3.....	Catherine Ndereba – 1 (KEN).....	2:18:47.....	1.....	Oct. 07, 2001
4.....	Catherine Ndereba – 2 (KEN).....	2:19:26.....	2.....	Oct. 13, 2002
5.....	Rita Jeptoo – 1 (KEN).....	2:19:57.....	1.....	Oct. 13, 2013
6.....	Brigid Kosgei (KEN).....	2:20:22.....	2.....	Oct. 08, 2017
7.....	Berhane Adere – 1 (ETH).....	2:20:42.....	1.....	Oct. 22, 2006
8.....	Galina Bogomolova (RUS).....	2:20:47.....	2.....	Oct. 22, 2006
9.....	Jemima Jelegat Sumgong (KEN).....	2:20:48.....	2.....	Oct. 13, 2013
10.....	Jordan Hasay (USA).....	2:20:57.....	3.....	Oct. 08, 2017
11.....	Joan Benoit Samuelson (USA/ME).....	2:21:21.....	1.....	Oct. 20, 1985
12.....	Yoko Shibui (JPN).....	2:21:22.....	3.....	Oct. 13, 2002
13.....	Deena Kastor – 1 (USA/CA).....	2:21:25.....	1.....	Oct. 09, 2005
14.....	Constantina Dita – 1 (ROU).....	2:21:30.....	2.....	Oct. 09, 2005
15.....	Svetlana Zakharova – 1 (RUS).....	2:21:31.....	4.....	Oct. 13, 2002
16.....	Florence Kiplagat - 1 (KEN).....	2:21:32.....	1.....	Oct. 09, 2016
17.....	Catherine Ndereba – 3 (KEN).....	2:21:33.....	1.....	Oct. 22, 2000
18.....	Atsede Baysa – 1 (ETH).....	2:22:03.....	1.....	Oct. 07, 2012
19.....	Rita Jeptoo – 2 (KEN).....	2:22:04.....	2.....	Oct. 07, 2012
20.....	Ejegayehu Dibaba (ETH).....	2:22:09.....	2.....	Oct. 09, 2011
21.....	Lornah Kiplagat (KEN).....	2:22:36.....	2.....	Oct. 22, 2000
21.....	Benita Johnson (AUS).....	2:22:36.....	3.....	Oct. 22, 2006
23.....	Lucy Kabuu (KEN).....	2:22:41.....	3.....	Oct. 07, 2012
24.....	Madai Perez – 1 (MEX).....	2:22:59.....	4.....	Oct. 22, 2006

#	Name	Time	Place	Date
25.....	Ingrid Kristiansen – 1 (NOR).....	2:23:05.....	2.....	Oct. 20, 1985
26.....	Svetlana Zakharova – 2 (RUS).....	2:23:07.....	1.....	Oct. 12, 2003
27.....	Caroline Rotich (KEN).....	2:23:22.....	5.....	Oct. 07, 2012
28.....	Edna Kiplagat (KEN).....	2:23:28.....	2.....	Oct. 09, 2016
29.....	Florence Kiplagat – 2 (KEN).....	2:23:33.....	1.....	Oct. 11, 2015
30.....	Rosa Mota – 1 (POR).....	2:23:29.....	3.....	Oct. 20, 1985
31.....	Constantina Dita – 2 (ROU).....	2:23:35.....	2.....	Oct. 12, 2003
32.....	Astede Baysa – 2 (ETH).....	2:23:40.....	1.....	Oct. 10, 2010
33.....	Valentine Kipketer – 1 (KEN).....	2:23:41.....	3.....	Oct. 09, 2016
34.....	Yebgual Melese (ETH).....	2:23:43.....	2.....	Oct. 11, 2015
35.....	Constantina Dita – 3 (ROU).....	2:23:45.....	1.....	Oct. 10, 2004
36.....	Joyce Chepchumba (KEN).....	2:23:57.....	1.....	Oct. 11, 1998
37.....	Birhane Dibaba (ETH).....	2:24:24.....	3.....	Oct. 11, 2015
38.....	Constantina Dita – 4 (ROU).....	2:24:25.....	5.....	Oct. 22, 2006
38.....	Kayoko Fukushi (JPN).....	2:24:25.....	4.....	Oct. 11, 2015
40.....	Nuta Olaru – 1 (ROU).....	2:24:33.....	2.....	Oct. 10, 2004
41.....	Kayoko Fukushi (JPN).....	2:24:38.....	3.....	Oct. 09, 2011
42.....	Mulu Seboka (ETH).....	2:24:40.....	5.....	Oct. 11, 2015
43.....	Madai Perez – 2 (MEX).....	2:24:44.....	4.....	Oct. 08, 2017
44.....	Purity Rionoripo (KEN).....	2:24:47.....	4.....	Oct. 09, 2016
45.....	Yebgual Melese – 2 (ETH).....	2:24:49.....	5.....	Oct. 09, 2016
46.....	Jelena Prokopcuka (LAT).....	2:24:53.....	3.....	Oct. 12, 2003
47.....	Elfenesh Alemu (ETH).....	2:24:54.....	2.....	Oct. 07, 2001
48.....	Svetlana Zhakarova (RUS).....	2:25:01.....	3.....	Oct. 10, 2004
49.....	Meskerem Assefa (ETH).....	2:25:11.....	6.....	Oct. 11, 2015
50.....	Madina Biktagirova (RUS).....	2:25:20.....	5.....	Oct. 13, 2002
51.....	Albina Ivanova – 1 (RUS).....	2:25:35.....	5.....	Oct. 12, 2003
52.....	Nutu Olaru – 2 (ROU).....	2:25:37.....	6.....	Oct. 22, 2006
52.....	Mare Dibaba (ETH).....	2:25:37.....	2.....	Oct. 12, 2014
54.....	Florence Kiplagat – 3 (KEN).....	2:25:57.....	3.....	Oct. 12, 2014
55.....	Joyce Chepchumba – 2 (KEN).....	2:25:59.....	1.....	Oct. 24, 1999
56.....	Maragaret Okayo (KEN).....	2:26:00.....	2.....	Oct. 24, 1999
56.....	Masako Chiba (JPN).....	2:26:00.....	3.....	Oct. 09, 2005
58.....	Rosa Mota – 2 (POR).....	2:26:01.....	1.....	Oct. 21, 1984
59.....	Kerryn McCann (AUS).....	2:26:04.....	3.....	Oct. 07, 2001
59.....	Hiromi Ominami (JPN).....	2:26:04.....	7.....	Oct. 22, 2006
61.....	Malgorzata Sobanska – 1 (POL).....	2:26:08.....	4.....	Oct. 07, 2001
62.....	Fatuma Sado (ETH).....	2:26:09.....	6.....	Oct. 07, 2012
63.....	Belainesh Gebre (ETH).....	2:26:17.....	4.....	Oct. 09, 2011
64.....	Desiree Davila (USA/MI).....	2:26:20.....	2.....	Oct. 10, 2010
65.....	Joyce Chepchumba – 3 (KEN).....	2:26:21.....	4.....	Oct. 10, 2004
66.....	Grazyna Syrek (POL).....	2:26:22.....	5.....	Oct. 12, 2003
67.....	Irina Mikitenko – 1 (GER).....	2:26:31.....	1.....	Oct. 11, 2009
68.....	Irina Mikitenko – 2 (GER).....	2:26:40.....	3.....	Oct. 10, 2010
69.....	Christelle Daunay (FRA).....	2:26:41.....	5.....	Oct. 09, 2011
70.....	Atsede Baysa – 2 (ETH).....	2:26:42.....	3.....	Oct. 13, 2013
71.....	Deena Drossin – 2 (USA/CA).....	2:26:53.....	6.....	Oct. 13, 2002
72.....	Teyba Erkesso (ETH).....	2:26:56.....	2.....	Oct. 11, 2009
73.....	Birhane Dibaba (ETH).....	2:27:02.....	4.....	Oct. 12, 2014



#	Name	Time	Place	Date
74.....	Amy Hastings (USA).....	2:27:03.....	5.....	Oct. 12, 2014
75.....	Colleen De Reuck – 1 (RSA).....	2:27:04.....	2.....	Oct. 11, 1998
76.....	Ingrid Kristiansen – 2 (NOR).....	2:27:08.....	1.....	Oct. 26, 1986
76.....	Lyudmila Petrova (RUS).....	2:27:08.....	8.....	Oct. 22, 2006
78.....	Elana Meyer – 1 (RSA).....	2:27:17.....	3.....	Oct. 24, 1999
78.....	Lidiya Grigoryeva – 2 (RUS).....	2:27:17.....	1.....	Oct. 12, 2008
78.....	Renee Baillie (USA).....	2:27:17.....	7.....	Oct. 07, 2012
81.....	Elana Meyer – 1 (RSA).....	2:27:20.....	3.....	Oct. 11, 1998
82.....	Colleen De Reuck – 2 (RSA).....	2:27:30.....	4.....	Oct. 24, 1999
83.....	Lisa Ondieki (AUS).....	2:27:40.....	2.....	Oct. 21, 1984
84.....	Ehitu Kiros Reda (ETH).....	2:27:42.....	4.....	Oct. 13, 2013
85.....	Irina Bogacheva (KGZ).....	2:27:46.....	5.....	Oct. 24, 1999
86.....	Deena Kastor – 3 (USA).....	2:27:47.....	7.....	Oct. 11, 2015
87.....	Yukiko Akaba (JPN).....	2:27:49.....	5.....	Oct. 13, 2013
88.....	Carla Beurskens (NED).....	2:27:50.....	4.....	Oct. 20, 1985
88.....	Malgorzata Sobanska – 2 (POL).....	2:27:50.....	6.....	Oct. 12, 2003
90.....	Colleen De Reuck – 3 (USA/CO).....	2:28:01.....	7.....	Oct. 12, 2005
91.....	Veronique Marot (GBR).....	2:28:04.....	5.....	Oct. 20, 1985
92.....	Valentine Kipketer – 2 (KEN).....	2:28:05.....	5.....	Oct. 08, 2017
93.....	Lisa Weidenbach – 1 (USA/WA).....	2:28:15.....	1.....	Oct. 29, 1989
93.....	Kayoko Obata – 1 (JPN).....	2:28:15.....	7.....	Oct. 13, 2002
95.....	Albina Ivanova – 2 (RUS).....	2:28:22.....	5.....	Oct. 10, 2004
96.....	Shetaya Gemechu (ETH).....	2:28:28.....	6.....	Oct. 10, 2004
97.....	Mamitu Daska (ETH).....	2:28:29.....	4.....	Oct. 10, 2010
98.....	Marla Runyan (USA/OR).....	2:28:33.....	7.....	Oct. 10, 2004
98.....	Madina Biktagirova (RUS).....	2:28:33.....	8.....	Oct. 12, 2003
100.....	Libbie Hickman (USA/CO).....	2:28:34.....	6.....	Oct. 24, 1999
101.....	Berhane Adere – 2 (ETH).....	2:28:38.....	5.....	Oct. 11, 2009
101.....	Abebech Afework (ETH).....	2:28:38.....	6.....	Oct. 13, 2013

*\*As a result of a doping violation, the International Athletics Association Federations (IAAF) announced in 2015 that the 2009-2012 results of Liliya Shobukhova have been annulled. As a result of doping violations, the IAAF also announced that the 2009 result of Lidiya Grigoryeva, the 2009 result of Abderrahim Goumri, the 2010, 2012 and 2013 results of Mariya Kononova and the 2013 result of Aleksandra Duliba have been annulled. The official results of the Bank of America Chicago Marathon reflect this change*

## World & U.S. records

2018 top 10 marathon performances .....	216
2018 top 10 American marathon performances .....	217
All-time top 100 men's marathon performances .....	218
All-time top 100 women's marathon performances .....	220
All-time top 25 men's American marathon performances .....	223
All-time top 25 women's American marathon performances .....	223
All-time top 10 masters marathon performances .....	224
All-time top 5 American masters marathon performances .....	225
Men's world record progression .....	226
Women's world record progression .....	227
World record split times .....	228
Men's American record progression .....	229
Women's American record progression .....	230
All-time fastest American debut marathon times .....	231



## 2018 Top 10 marathon performances

(as of September 16, 2018)

### Men

#	Name	Time	Date	Location
1	Eliud Kipchoge	2:01:39 WR*	09/16/18	Berlin
2	Mosinet Geremew	2:04:00	01/26/18	Dubai
3	Leule Gebrselassie	2:04:02	01/26/18	Dubai
4	Tamirat Tola	2:04:06	1/26/18	Dubai
5	Asefa Mengstu	2:04:06	01/26/18	Dubai
6	Sisay Lemma	2:04:08	01/26/18	Dubai
7	Birhanu Legese	2:04:15	01/26/18	Dubai
8	Eliud Kipchoge	2:04:17	04/22/18	London
9	Seyefu Tura	2:04:44	01/26/18	Dubai
10	Tola Shura Kitata	2:04:49	04/22/18	London

\* WR = World Record

### Women

#	Name	Time	Date	Location
1	Gladys Cherono	2:18:11	09/16/18	Berlin
2	Vivian Jepkemoi Cheruiyot	2:18:31	04/22/18	London
3	Ruti Aga	2:18:34	09/16/18	Berlin
4	Tirunesh Dibaba	2:18:55	09/16/18	Berlin
5	Roza Dereje Bekele	2:19:17	01/26/18	Dubai
6	Boru Feyse Tadesse	2:19:30	01/26/18	Dubai
7	Yebgual Melese	2:19:36	01/26/18	Dubai
8	Birhane Dibaba	2:19:51	02/25/18	Tokyo
9	Debele Degafa	2:19:53	01/26/18	Dubai
10	Haftamnesh Tesfaye	2:20:13	01/26/18	Dubai

## 2018 Top 10 American marathon performances

(as of September 16, 2018)

### Men

#	Name	Time	Date	Location
1	Galen Rupp	2:06:07	05/06/18	Prague
2	Nico Montanez	2:14:27	06/16/18	Duluth
3	Fernando Cabada	2:15:00	09/16/18	Berlin
4	Jeffrey Eggleston	2:15:44	07/01/18	Gold Coast (AUS)
5	Wilkerson Given	2:15:52	01/14/18	Houston
6	Brendan Martin	2:16:26	09/16/18	Berlin
7	Joseph Whelan	2:16:28	06/16/18	Duluth
8	Tyler Jermann	2:16:39	01/14/18	Houston
9	Daniel Lennon	2:17:33	06/16/18	Duluth
10	Andy Wacker	2:17:34	04/08/18	Rotterdam

### Women

#	Name	Time	Date	Location
1	Amy Cragg	2:21:42	02/25/18	Tokyo
2	Kellyn Taylor	2:24:28	06/16/18	Duluth
3	Sara Hall	2:26:20	05/27/18	Ottawa
4	Stephanie Bruce	2:32:28	04/22/18	London
5	Dawn Grunnagle	2:34:56	09/16/18	Berlin
6	Becky Wade	2:35:01	04/22/18	London
7	Sarah Crouch	2:35:22	01/14/18	Houston
8	Kate Landau	2:35:45	04/29/18	Eugene
9	Esther Atkins	2:36:57	01/28/18	Osaka
10	Elizabeth Herndon	2:37:27	06/16/18	Duluth

## All-time top 100 men's marathon performances

(as of September 16, 2018)

#	Place	Time	Place	Date	Location
1.....	Eliud KIPCHOGE (KEN).....	2:01:39	1.....	09/16/18.....	Berlin (GER)
2.....	Dennis KIMETTO (KEN).....	2:02:57	1.....	09/28/14.....	Berlin (GER)
3.....	Geoffrey MUTAI (KEN).....	2:03:02	1.....	04/18/11.....	Boston (USA)
4.....	Kenenisa BEKELE (ETH).....	2:03:03	1.....	09/25/16.....	Berlin (GER)
5.....	Eliud KIPCHOGE -2.....	2:03:05	1.....	04/24/16.....	London (GBR)
6.....	Moses MOSOP (KEN).....	2:03:06	2.....	04/18/11.....	Boston (USA)
7.....	Emmanuel MUTAI (KEN).....	2:03:13	2.....	09/28/14.....	Berlin (GER)
7.....	Wilson Kipsang KIPROTICH (KEN).....	2:03:13	2.....	09/25/16.....	Berlin (GER)
9.....	Wilson Kipsang KIPROTICH -2.....	2:03:23	1.....	09/29/13.....	Berlin (GER)
10.....	Eliud KIPCHOGE -3.....	2:03:32	1.....	09/24/17.....	Berlin
11.....	Patrick Makau MUSYOKI (KEN).....	2:03:38	1.....	09/25/11.....	Berlin (GER)
12.....	Wilson Kipsang KIPROTICH -3.....	2:03:42	1.....	10/20/11.....	Frankfurt (GER)
13.....	<b>Dennis KIMETTO -2.....</b>	<b>2:03:45</b>	<b>1.....</b>	<b>10/13/13.....</b>	<b>Chicago (USA)</b>
14.....	Guye Idemo ADOLA.....	2:03:46	2.....	09/24/17.....	Berlin (GER)
15.....	Stanley Kiplating BIWOTT (KEN).....	2:03:51	2.....	04/24/16.....	London (GBR)
16.....	<b>Emmanuel MUTAI -2.....</b>	<b>2:03:52</b>	<b>2.....</b>	<b>10/13/13.....</b>	<b>Chicago (USA)</b>
17.....	Wilson Kipsang KIPROTICH -4.....	2:03:58	1.....	02/26/17.....	Tokyo (JPN)
18.....	Haile GEBRESELASSIE (ETH).....	2:03:59	1.....	09/28/08.....	Berlin (GER)
19.....	Eliud KIPCHOGE -4.....	2:04:00	1.....	09/27/15.....	Berlin (GER)
19.....	Mosinet GEREMEW (ETH).....	2:04:00	1.....	01/26/18.....	Dubai (UAE)
21.....	Leule GEBRESELASSIE (ETH).....	2:04:02	2.....	01/26/18.....	Dubai (UAE)
22.....	Eliud KIPCHOGE -5.....	2:04:05	2.....	09/29/13.....	Berlin (GER)
23.....	Tamirat TOLA (ETH).....	2:04:06	3.....	01/26/18.....	Dubai (UAE)
23.....	Asefa MENGSTU (ETH).....	2:04:06	4.....	01/26/18.....	Dubai (UAE)
25.....	Sisay LEMMA (ETH).....	2:04:08	5.....	01/16/18.....	Dubai (UAE)
26.....	<b>Eliud KIPCHOGE -6.....</b>	<b>2:04:11</b>	<b>1.....</b>	<b>10/12/14.....</b>	<b>Chicago (USA)</b>
26.....	Tamirat TOLA - 2).....	2:04:11	1.....	01/20/17.....	Dubai (UAE)
28.....	Geoffrey MUTAI -2.....	2:04:15	1.....	09/30/12.....	Berlin (GER)
28.....	Birhanu LEGESE (ETH).....	2:05:15	6.....	01/26/18.....	Dubai (UAE)
30.....	Dennis KIMETTO -3.....	2:04:16	2.....	09/30/12.....	Berlin (GER)
31.....	Eliud KIPCHOGE -7.....	2:04:17	1.....	04/22/18.....	London (GBR)
32.....	Ayele ABSHERO (ETH).....	2:04:23	1.....	01/27/12.....	Dubai (UAE)
33.....	Tesfaye ABERA (ETH).....	2:04:24	1.....	01/22/16.....	Dubai (UAE)
34.....	Haile GEBRESELASSIE -2.....	2:04:26	1.....	09/30/07.....	Berlin (GER)
35.....	James Kipsang KWAMBAL (KEN).....	2:04:27	2.....	04/05/09.....	Rotterdam (NED)
35.....	Duncan KIBET (KEN).....	2:04:27	1.....	04/05/09.....	Rotterdam (NED)
37.....	<b>Sammy KITWARA (KEN).....</b>	<b>2:04:28</b>	<b>2.....</b>	<b>10/12/14.....</b>	<b>Chicago (USA)</b>
38.....	Wilson Kipsang KIPROTICH -5.....	2:04:29	1.....	04/13/14.....	London (GBR)
39.....	Tsegaye MEKONNEN (ETH).....	2:04:32	1.....	01/24/14.....	Dubai (UAE)
39.....	<b>Dickson CHUMBA (KEN).....</b>	<b>2:04:32</b>	<b>3.....</b>	<b>10/12/14.....</b>	<b>Chicago (USA)</b>
41.....	Hayle LEMI (ETH).....	2:04:33	2.....	01/22/16.....	Dubai (UAE)
42.....	<b>Tsegaye KEBEDE (ETH).....</b>	<b>2:04:38</b>	<b>1.....</b>	<b>10/07/12.....</b>	<b>Chicago (USA)</b>
43.....	Emmanuel MUTAI -3.....	2:04:40	1.....	04/17/11.....	London (GBR)
44.....	Eliud KIPCHOGE -8.....	2:04:42	1.....	04/26/15.....	London (GBR)
45.....	Wilson Kipsang KIPROTICH -6.....	2:04:44	1.....	04/22/12.....	London (GBR)
45.....	Seyefu TURA (ETH).....	2:04:44	7.....	01/26/18.....	Dubai (UAE)
47.....	Lelisa DESISA (ETH).....	2:04:45	1.....	01/25/13.....	Dubai (UAE)

48.....	Tsegaye MEKONNEN -2.....	2:04:46	3.....	01/22/16.....	Dubai (UAE)
49.....	Wilson Kipsang KIPROTICH -7.....	2:04:47	2.....	04/26/15.....	London (GBR)
50.....	Patrick Makau MUSYOKI -2.....	2:04:48	1.....	04/11/10.....	Rotterdam (NED)
50.....	Yemane ADHANE TSEGAY (ETH).....	2:04:48	1.....	04/15/12.....	Rotterdam (NED)
50.....	Berhanu SHIFERAW (ETH).....	2:04:48	2.....	01/25/13.....	Dubai (UAE)
53.....	Tadesse TOLA (ETH).....	2:04:49	3.....	01/25/13.....	Dubai (UAE)
53.....	Tola Shura KITATA (ETH).....	2:04:49	2.....	04/22/18.....	London (GBR)
55.....	Dino SEFIR (ETH).....	2:04:50	2.....	01/27/12.....	Dubai (UAE)
55.....	Getu FELEKE (ETH).....	2:04:50	2.....	04/15/12.....	Rotterdam (NED)
57.....	<b>Feyisa LILESA (ETH).....</b>	<b>2:04:52</b>	<b>2.....</b>	<b>10/07/12.....</b>	<b>Chicago (USA)</b>
57.....	Endeshaw NEGESSE (ETH).....	2:04:52	4.....	01/25/13.....	Dubai (UAE)
59.....	Haile GEBRESELASSIE -3.....	2:04:53	1.....	01/18/08.....	Dubai (UAE)
59.....	Gebregziabher GEBREMARIAM (ETH).....	2:04:53	3.....	04/18/11.....	Boston (USA)
59.....	Bernard Kiprop KOECH (KEN).....	2:04:53	5.....	01/25/13.....	Dubai (UAE)
62.....	Markos GENETI (ETH).....	2:04:54	3.....	01/27/12.....	Dubai (UAE)
63.....	Paul TERGAT (KEN).....	2:04:55	1.....	09/28/03.....	Berlin (GER)
63.....	Geoffrey MUTAI -3.....	2:04:55	2.....	04/11/10.....	Rotterdam (NED)
63.....	Stanley Kiplating BIWOTT -2.....	2:04:55	2.....	04/13/14.....	London (GBR)
66.....	Sammy Kipchoge KORIR (KEN).....	2:04:56	2.....	09/28/03.....	Berlin (GER)
66.....	Jonathan MAIYO (KEN).....	2:04:56	4.....	01/27/12.....	Dubai (UAE)
68.....	Wilson Kipsang KIPROTICH -8.....	2:04:57	1.....	10/31/10.....	Frankfurt (GER)
69.....	Ryan HALL (USA).....	2:04:58	4.....	04/18/11.....	Boston (USA)
70.....	Eliud KIPCHOGE -9.....	2:05:00	1.....	04/13/14.....	Rotterdam (NED)
71.....	Moses MOSOP -2.....	2:05:03	3.....	04/15/12.....	Rotterdam (NED)
72.....	Abel KIRUI (KEN).....	2:05:04	3.....	04/05/09.....	Rotterdam (NED)
72.....	Kenenisa BEKELE -2.....	2:05:04	1.....	04/06/14.....	Paris (FRA)
74.....	Geoffrey MUTAI -4.....	2:05:05	1.....	11/06/11.....	New York (USA)
75.....	Patrick Makau MUSYOKI -3.....	2:05:08	1.....	09/26/10.....	Berlin (GER)
76.....	Lawrence CHERONO (KEN).....	2:05:09	1.....	10/15/17.....	Amsterdam (NED)
77.....	Samuel Kamau WANJIRU (KEN).....	2:05:10	1.....	04/26/09.....	London (GBR)
77.....	Geoffrey MUTAI -5.....	2:05:10	2.....	09/26/10.....	Berlin (GER)
77.....	Tadesse TOLA -2.....	2:05:10	5.....	01/27/12.....	Dubai (UAE)
80.....	Stanley Kiplating BIWOTT -3.....	2:05:12	1.....	04/15/12.....	Paris (FRA)
81.....	Vincent KIPRUTO (KEN).....	2:05:13	3.....	04/11/10.....	Rotterdam (NED)
81.....	Markos GENETI -2.....	2:05:13	2.....	01/24/14.....	Dubai (UAE)
81.....	Wilson Loyanae ERUPE (KEN).....	2:05:13	1.....	03/20/16.....	Seoul (KOR)
81.....	Nobert KIGEN (KEN).....	2:05:13	2.....	10/15/17.....	Amsterdam (NED)
85.....	Martin Kiptolo LEL (KEN).....	2:05:15	1.....	04/13/08.....	London (GBR)
85.....	Sammy Kitwara - 2.....	2:05:15	1.....	11/19/17.....	Valencia (ESP)
87.....	Levi Omari MATEBO (KEN).....	2:05:16	2.....	10/30/11.....	Frankfurt (GER)
87.....	<b>Sammy KITWARA -3.....</b>	<b>2:05:16</b>	<b>3.....</b>	<b>10/13/13.....</b>	<b>Chicago (USA)</b>
87.....	Sisay LEMMA - 2.....	2:05:16	4.....	01/22/16.....	Dubai (UAE)
90.....	Tsegaye KEBEDE (ETH).....	2:05:18	1.....	12/06/09.....	Fukuoka (JPN)
91.....	Tsegaye KEBEDE -2.....	2:05:19	1.....	04/25/10.....	London (GBR)
92.....	Tsegaye KEBEDE -3.....	2:05:20	2.....	04/26/09.....	London (GBR)
93.....	Eliud KIPTANUI (KEN).....	2:05:21	2.....	09/27/15.....	Berlin (GER)
93.....	Daniel KINYUA (KEN).....	2:05:21	1.....	10/16/16.....	Amsterdam (NED)
95.....	Feyisa LILESA -2.....	2:05:23	4.....	04/11/10.....	Rotterdam (NED)
96.....	Samuel Kamau WANJIRU -2.....	2:05:24	2.....	04/13/08.....	London (GBR)
97.....	Bazu WORKU HAYLA (ETH).....	2:05:25	3.....	09/26/10.....	Berlin (GER)

97.....	Albert Kiplagat MATEBOR (KEN)	2:05:25	3	10/30/11	Frankfurt (GER)
99.....	Abraham KITUM (KEN)	2:05:26	3	10/15/17	Amsterdam (NED)
100....	Jaouad GHARIB (MAR)	2:05:27	3	04/26/09	London (GBR)
100....	Wilson Kwambai CHEBET (KEN)	2:05:27	1	04/10/11	Rotterdam (NED)
100...	Tilahun REGASSA (ETH)	2:05:27	3	10/07/12	Chicago (USA)

Bold font = Set at Chicago Marathon

### All-time top 100 women's marathon performances

(as of September 16, 2018)

#	Place	Time	Place	Date	Location
1.....	Paula RADCLIFFE (GBR)	2:15:25	1	04/13/03	London (GBR)
2.....	Mary Jepkosgei KEITANY (KEN)	2:17:01	1	04/23/17	London (GBR)
3.....	<b>Paula RADCLIFFE -2</b>	<b>2:17:18</b>	<b>1</b>	<b>10/13/02</b>	<b>Chicago (USA)</b>
4.....	Paula RADCLIFFE -3	2:17:42	1	04/17/05	London (GBR)
5.....	Tirunesh DIBABA (ETH)	2:17:56	2	04/23/17	London (GBR)
6.....	Gladys CHERONO (KEN)	2:18:11	1	09/16/18	Berlin (GER)
7.....	<b>Tirunesh DIBABA -2</b>	<b>2:18:31</b>	<b>1</b>	<b>10/8/17</b>	<b>Chicago (USA)</b>
7.....	Vivian CHERUIYOT (KEN)	2:18:31	1	04/22/18	London (GBR)
9.....	Ruti AGA (ETH)	2:18:34	2	09/16/18	Berlin (GER)
10.....	Mary Jepkosgei KEITANY -2	2:18:37	1	04/22/12	London (GBR)
11.....	<b>Catherine NDEREBA (KEN)</b>	<b>2:18:47</b>	<b>1</b>	<b>10/07/01</b>	<b>Chicago (USA)</b>
12.....	Tirunesh DIBABA -3	2:18:55	3	09/16/18	Berlin (GER)
13.....	Paula RADCLIFFE -4	2:18:56	1	04/14/02	London (GBR)
14.....	Rita Jeptoo SITIENEL (KEN)	2:18:57	1	04/21/14	Boston (USA)
15.....	Erba Tiki GELANA (ETH)	2:18:58	1	04/15/12	Rotterdam (NED)
16.....	Mizuki NOGUCHI (JPN)	2:19:12	1	09/25/05	Berlin (GER)
17.....	Roza Dereje BEKELE (ETH)	2:19:17	1	01/16/18	Dubai (UAE)
18.....	Irina MIKITTENKO (GER)	2:19:19	1	09/28/08	Berlin (GER)
18.....	Mary Jepkosgei KEITANY -3	2:19:19	1	04/17/11	London (GBR)
20.....	Gladys CHERONO -2	2:19:25	1	09/27/15	Berlin (GER)
21.....	<b>Catherine NDEREBA -2</b>	<b>2:19:26</b>	<b>2</b>	<b>10/13/02</b>	<b>Chicago (USA)</b>
22.....	Beru Feyse TADESE (ETH)	2:19:30	2	01/26/18	Dubai (UAE)
23.....	Asselefech MEDESSA MERGIA (ETH)	2:19:31	1	01/27/12	Dubai (UAE)
24.....	Lucy Kabuu WANGUI (KEN)	2:19:34	2	01/27/12	Dubai (UAE)
25.....	Deena KASTOR (USA)	2:19:36	1	04/23/06	London (GBR)
25.....	Yebgual MELESE (ETH)	2:19:36	3	01/26/18	Dubai (UAE)
27.....	Yingjie SUN (CHN)	2:19:39	1	10/19/03	Beijing (CHN)
28.....	Yoko SHIBUI (JPN)	2:19:41	1	09/26/04	Berlin (GER)
28.....	Tirfi TSEGAYE (ETH)	2:19:41	1	01/22/16	Dubai (UAE)
30.....	Florence KIPLAGAT (KEN)	2:19:44	1	09/25/11	Berlin (GER)
31.....	Naoko TAKAHASHI (JPN)	2:19:46	1	09/30/01	Berlin (GER)
32.....	Sarah CHEPCHIRCHIR (KEN)	2:19:47	1	02/26/17	Tokyo (JPN)
33.....	Edna Ngeringwony KIPLAGAT (KEN)	2:19:50	2	04/22/12	London (GBR)
34.....	Chunxiu ZHOU(CHN)	2:19:51	1	03/12/06	Seoul (KOR)
34.....	Birhane DIBABA (ETH)	2:19:51	1	02/25/18	Tokyo (JPN)
36.....	Mare DIBABA (ETH)	2:19:52	3	01/27/12	Dubai (UAE)
36.....	Mare DIBABA - 2	2:19:52	1	01/03/15	Xiamen (CHN)
38.....	Debele DEGAFA (ETH)	2:19:53	4	01/26/18	Dubai (UAE)
39.....	Catherine NDEREBA - 3	2:19:55	2	04/13/03	London (GBR)

40 ....	Rita Jeptoo SITIENEL -2	2:19:57	1	10/13/13	Chicago (USA)
41.....	Bizunesh DEBA (ETH)	2:19:59	2	04/21/14	Boston (USA)
42.....	Asselefech MEDESSA MERGIA - 2	2:20:02	1	01/23/15	Dubai (UAE)
43.....	Gladys CHERONO -3	2:20:03	2	01/23/15	Dubai (UAE)
44.....	Haftamnesh TESFAYE (ETH)	2:20:13	5	01/16/18	Dubai (UAE)
44.....	Brigid KOSGEI (KEN)	2:20:13	2	04/22/18	London (GBR)
46.....	Prisca JEPTOO (KEN)	2:20:14	3	04/22/12	London (GBR)
47.....	Prisca JEPTOO - 2	2:20:15	1	04/21/13	London (GBR)
48.....	Tirfi TSEGAYE - 2	2:20:18	1	09/28/14	Berlin (GER)
49.....	Edna Ngeringwony KIPLAGAT - 2	2:20:21	1	04/13/14	London (GBR)
50.....	Lucy Kabuu WANGUI - 2	2:20:21	3	01/23/15	Dubai (UAE)
51.....	<b>Brigid KOSGEI -2</b>	<b>2:20:22</b>	<b>2</b>	<b>10/08/17</b>	<b>Chicago (USA)</b>
52.....	Gladys CHERONO -4	2:20:23	1	09/24/17	Berlin (GER)
53.....	Florence KIPLAGAT - 2	2:20:24	2	04/13/14	London (GBR)
54.....	Boru Feyse TADESE (ETH)	2:20:27	2	09/28/14	Berlin (GER)
55.....	Bezunesh BEKELE (ETH)	2:20:30	4	01/27/12	Dubai (UAE)
55.....	Aberu KEBEDE (ETH)	2:20:30	1	09/30/12	Berlin (GER)
57.....	Aberu KEBEDE -2	2:20:33	5	01/27/12	Dubai (UAE)
58.....	Tirunesh DIBABA -4	2:20:35	3	04/13/14	London (GBR)
58.....	Mare DIBABA -3	2:20:35	3	04/21/14	Boston (USA)
60.....	Chunxiu ZHOU-2	2:20:38	1	04/22/07	London (GBR)
61.....	Jemima Jelagat SUMGONG (KEN)	2:20:41	4	04/21/14	Boston (USA)
61.....	Ruti AGA -2	2:20:41	2	09/24/17	Berlin (GER)
63.....	<b>Berhane ADERE (ETH)</b>	<b>2:20:42</b>	<b>1</b>	<b>10/22/06</b>	<b>Chicago (USA)</b>
64.....	Tegla LOROUPE (KEN)	2:20:43	1	09/26/99	Berlin (GER)
64.....	Margaret OKAYO (KEN)	2:20:43	1	04/15/02	Boston (USA)
66.....	Aberu KEBEDE-3	2:20:45	1	09/25/16	Berlin (GER)
66.....	Gelete BURKA (ETH)	2:20:45	6	01/26/18	Dubai (UAE)
68.....	Edna Ngeringwony KIPLAGAT - 3	2:20:46	2	04/17/11	London (GBR)
69.....	Tegla LOROUPE -2	2:20:47	1	04/19/98	Rotterdam (NED)
69.....	<b>Galina BOGOMOLOVA (RUS)</b>	<b>2:20:47</b>	<b>2</b>	<b>10/22/06</b>	<b>Chicago (USA)</b>
71.....	<b>Jemima Jelagat SUMGONG -2</b>	<b>2:20:48</b>	<b>2</b>	<b>10/13/13</b>	<b>Chicago (USA)</b>
71.....	Aberu KEBEDE -4	2:20:48	2	09/27/15	Berlin (GER)
71.....	Amane Beriso SHANKULE (ETH)	2:20:48	2	01/22/16	Dubai (UAE)
74.....	Valary JEMELI (KEN)	2:20:53	3	09/24/17	Berlin (GER)
75.....	Purity Cherotich RIONORIPO (KEN)	2:20:54	1	04/09/17	Paris (FRA)
76.....	Paula RADCLIFFE -5	2:20:57	1	08/14/05	Helsinki (FIN)
76.....	Florence KIPLAGAT - 3	2:20:57	4	04/22/12	London (GBR)
76.....	<b>Jordan Hasay (USA)</b>	<b>2:20:57</b>	<b>3</b>	<b>10/08/17</b>	<b>Chicago (USA)</b>
79.....	Agnes Jeruto KIPROTICH (KEN)	2:20:59	2	04/09/17	Paris (FRA)
79.....	Shure DEMISE WARE (ETH)	2:20:59	4	01/23/15	Dubai (UAE)
81.....	Yingjie SUN - 2	2:21:01	1	10/16/05	Beijing (CHN)
81.....	Meselech MELKAMU (ETH)	2:21:01	1	10/28/12	Frankfurt (GER)
83.....	Ingrid KRISTIANSEN (NOR)	2:21:06	1	04/21/85	London (GBR)
83.....	Boru Feyse TADESE - 2	2:21:06	1	04/07/13	Paris (FRA)
85.....	Meseret Hailu DEBELE (ETH)	2:21:09	1	10/21/12	Amsterdam (NED)
86.....	Chunxiu ZHOU -3	2:21:11	2	10/16/05	Beijing (CHN)
87.....	Catherine NDEREBA - 4	2:21:12	2	04/15/02	Boston (USA)
88.....	Florence KIPLAGAT - 4	2:21:13	1	09/29/12	Berlin (GER)
89.....	Shalane FLANAGAN (USA)	2:21:14	3	09/28/14	Berlin (GER)

90.....	Deena KASTOR - 2.....	2:21:16.....	3.....	04/13/03.....	London (GBR)
91.....	Aberu KEBEDE -5.....	2:21:17.....	5.....	01/23/15.....	Dubai (UAE)
91.....	Eunice Jepkirui KIRWA (BRN) .....	2:21:17.....	1.....	03/12/17.....	Nagoya (JPN)
93.....	Mizuki NOGUCHI -2.....	2:21:18.....	1.....	01/26/03.....	Osaka (JPN)
93.....	Edna Ngeringwony KIPLAGAT - 4.....	2:21:18.....	4.....	09/16/18.....	Berlin (GER)
95.....	Tirfi TSEGAYE - 3.....	2:21:19.....	2.....	09/30/12.....	Berlin (GER)
95.....	Birhane DIBABA -2.....	2:21:19.....	2.....	02/26/17.....	Tokyo (JPN)
95.....	Ruti AGA - 3.....	2:21:19.....	2.....	02/25/18.....	Tokyo (JPN)
<b>98.....</b>	<b>Joan BENOIT-SAMUELSON (USA).....</b>	<b>2:21:21.....</b>	<b>1.....</b>	<b>10/20/85.....</b>	<b>Chicago (USA)</b>
98.....	Yingjie SUN - 3.....	2:21:21.....	1.....	10/13/02.....	Beijing (CHN)
<b>100..</b>	<b>Yoko SHIBUI - 2.....</b>	<b>2:21:22.....</b>	<b>3.....</b>	<b>10/13/02.....</b>	<b>Chicago (USA)</b>
100....	Philomena CHEYECH (KEN).....	2:21:22.....	3.....	04/09/17.....	Paris (FRA)

*Bold font = Set at Chicago Marathon*

## All-time top 25 men's American marathon performances

(as of September 16, 2018)

### Men

#	Place	Time	Place	Date	Location
1.....	Ryan Hall (CA) - 1.....	2:04:58*.....	4.....	Apr. 18, 2011.....	Boston
2.....	Khalid Khannouchi (NY) - 1.....	2:05:38.....	1.....	Apr. 14, 2002.....	London
<b>3.....</b>	<b>Khalid Khannouchi (NY) - 2.....</b>	<b>2:05:56.....</b>	<b>1.....</b>	<b>Oct. 13, 2002.....</b>	<b>Chicago</b>
4.....	Ryan Hall (CA) - 2.....	2:06:17.....	5.....	Apr. 13, 2008.....	London
5.....	Khalid Khannouchi (NY) - 3.....	2:07:01.....	1.....	Oct. 22, 2000.....	Chicago
6.....	Khalid Khannouchi (NY) - 4.....	2:07:04.....	4.....	Apr. 23, 2006.....	London
7.....	Dathan Ritzzenhein (OR).....	2:07:47.....	9.....	Oct. 7, 2012.....	Chicago
8.....	Ryan Hall (CA) - 3.....	2:08:04.....	5.....	Oct. 9, 2011.....	Chicago
9.....	9. Mbarak Hussein .....	2:08:10.....	3.....	Mar. 14, 2004.....	Seoul
10.....	Ryan Hall (CA) - 4.....	2:08:24.....	7.....	Apr. 22, 2007.....	London
11.....	11. Meb Keflezighi (CA).....	2:08:37.....	1.....	Apr. 21, 2014.....	Boston
12.....	Ryan Hall (CA) - 5.....	2:08:41.....	4.....	Apr. 19, 2010.....	Boston
<b>13.....</b>	<b>Khalid Khannouchi (NY) - 5.....</b>	<b>2:08:44.....</b>	<b>5.....</b>	<b>Oct. 10, 2004.....</b>	<b>Chicago</b>
14.....	Robert Kempainen (MN).....	2:08:47.....	7.....	Apr. 18, 1994.....	Boston
15.....	Alberto Salazar (OR) - 1.....	2:08:52.....	1.....	Apr. 19, 1982.....	Boston
16.....	Dick Beardsley (MN).....	2:08:54.....	2.....	Apr. 19, 1982.....	Boston
<b>17.....</b>	<b>Abdi Abdirahman (AZ).....</b>	<b>2:08:56.....</b>	<b>4.....</b>	<b>Oct. 22, 2006.....</b>	<b>Chicago</b>
18.....	Greg Meyer (MI).....	2:09:01.....	1.....	Apr. 18, 1983.....	Boston
19.....	Ryan Hall (CA) - 6.....	2:09:02.....	1.....	Nov. 3, 2007.....	New York City
20.....	Meb Keflezighi (CA) - 2.....	2:09:08.....	1.....	Jan. 14, 2012.....	Houston
21.....	Meb Keflezighi (CA) - 3.....	2:09:13.....	6.....	Nov. 6, 2011.....	New York City
22.....	Meb Keflezighi (CA) - 4.....	2:09:15.....	1.....	Nov. 1, 2009.....	New York City
<b>23.....</b>	<b>Galen Rupp (OR).....</b>	<b>2:09:20.....</b>	<b>1.....</b>	<b>Oct. 8, 2017.....</b>	<b>Chicago</b>
24.....	Alberto Salazar (OR) - 2.....	2:09:21.....	5.....	Dec. 4, 1983.....	Fukuoka
24.....	Meb Keflezighi (CA) - 5.....	2:09:21.....	9.....	Apr. 26, 2009.....	London

*Bold font = Set at Chicago Marathon*

## All-time top 25 women's American marathon performances

(as of September 16, 2018)

### Women

#	Place	Time	Place	Date	Location
1.....	Deena Kastor (CA).....	2:19:36.....	1.....	Apr. 23, 2006.....	London
<b>2.....</b>	<b>Jordan Hasay (OR).....</b>	<b>2:20:57.....</b>	<b>3.....</b>	<b>Oct. 8, 2017.....</b>	<b>Chicago</b>
3.....	Shalane Flanagan (OR).....	2:21:14.....	3.....	Sept. 28, 2014.....	Berlin
4.....	Deena Kastor-2.....	2:21:15.....	3.....	Apr. 13, 2003.....	London
5.....	Joan Samuelson (ME).....	2:21:21.....	1.....	Oct. 20, 1985.....	Chicago
6.....	Deena Kastor-3.....	2:21:25.....	1.....	Oct. 9, 2005.....	Chicago
7.....	Amy Cragg.....	2:21:42.....	3.....	Feb. 25, 2018.....	Tokyo
8.....	Shalane Flanagan-2.....	2:22:02.....	7.....	Apr. 21, 2014.....	Boston
9.....	Desiree Linden (MI).....	2:22:38.....	2.....	Apr. 18, 2011.....	Boston
10.....	Joan Samuelson-2.....	2:22:43.....	1.....	Apr. 18, 1983.....	Boston
11.....	Jordan Hasay - 2.....	2:23:00.....	3.....	Apr. 17, 2017.....	Boston
12.....	Desiree Linden-2.....	2:23:54.....	10.....	Apr. 21, 2014.....	Boston
13.....	Kellyn Taylor.....	2:24:28.....	1.....	Jun. 16, 2018.....	Duluth

14.....	Joan Samuelson-3.....	2:24:52.....	1.....	Aug. 5, 1984.....	Los Angeles
14.....	Kara Goucher (OR).....	2:24:52.....	5.....	Apr. 18, 2011.....	Boston
16.....	Desiree Linden - 3.....	2:25:06.....	4.....	Apr. 17, 2017.....	Boston
17.....	Shalane Flanagan - 3.....	2:25:26.....	6.....	Aug. 14, 2016.....	Rio de Janeiro
18.....	Shalane Flanagan-4.....	2:25:38.....	1.....	Jan. 14, 2012.....	Houston
19.....	Desiree Linden-4.....	2:25:39.....	4.....	Apr. 20, 2015.....	Boston
20.....	Laura Thweatt.....	2:25:38.....	6.....	Apr. 23, 2017.....	London
21.....	Shalane Flanagan-5.....	2:25:51.....	10.....	Aug. 5, 2012.....	London
22.....	Kara Goucher-2.....	2:25:53.....	3.....	Nov. 2, 2008.....	New York
23.....	Desiree Linden-5.....	2:25:55.....	2.....	Jan. 14, 2012.....	Houston
24.....	Kara Goucher-3.....	2:26:06.....	3.....	Jan. 14, 2012.....	Houston
25.....	Kara Goucher-4.....	2:26:07.....	11.....	Aug. 5, 2012.....	London

*Bold font = Set at Chicago Marathon*

### All-time top 10 masters marathon performances

(as of August 5, 2017\*)

#### Men

#	Place	Time	Date	Location
1.....	Kenneth Mburu Mungara (42, KEN).....	2:08:36.....	Apr. 03, 2016.....	Milan, ITA
2.....	Kenneth Mburu Mungara (41).....	2:08:42.....	July 05, 2015.....	Gold Coast AUS
3.....	Kenneth Mburu Mungara - 3 (41).....	2:08:44.....	Apr. 12, 2015.....	Milan, ITA
4.....	Andres Espinosa Perez (40, MEX).....	2:08:46.....	Sept. 28, 2003.....	Berlin GER
5.....	Francis Kipkoech Bowen (40, KEN).....	2:08:53.....	Oct. 27, 2013.....	Chuncheon KOR
6.....	Kenneth Mburu Mungara - 4 (42).....	2:09:00.....	July 03, 2016.....	Gold Coast AUS
7.....	Kenneth Mburu Mungara - 5 (43).....	2:09:04.....	July 02, 2017.....	Gold Coast AUS
8.....	Kenneth Mburu Mungara - 6 (43).....	2:09:37.....	April 02, 2017.....	Milan, ITA
9.....	Jaouad Gharib (40, MAR).....	2:10:11.....	Apr. 21, 2013.....	Warsaw POL
10.....	Rachid Kishri (40, MAR).....	2:10:17.....	May 24, 2015.....	Ottawa, CAN

#### Women

#	Place	Time	Date	Location
1.....	Irina Mikitenko (41, KAZ).....	2:24:53.....	Sept. 29, 2013.....	Berlin GER
2.....	Lyudmila Petrova (40, FL/RUS).....	2:25:43.....	Nov. 02, 2008.....	NY USA
3.....	Irina Mikitenko - 2 (40).....	2:26:41.....	Feb. 24, 2013.....	Tokyo JPN
4.....	Priscilla Welch (42, CO/USA).....	2:26:51.....	May 10, 1987.....	London ENG
5.....	Christelle Daunay (40, FRA).....	2:26:57.....	Nov. 01, 2015.....	NY USA
6.....	Firiya Sultanova (42, RUS).....	2:27:05.....	June 21, 2003.....	Duluth MN USA
7.....	Lyudmila Petrova - 2 (40).....	2:27:42.....	Apr. 26, 2009.....	London ENG
8.....	<b>Deena Kastor (42).....</b>	<b>2:27:47.....</b>	<b>Oct. 11, 2015.....</b>	<b>Chicago IL USA</b>
9.....	Firiya Sultanova - 2 (40).....	2:27:58.....	Apr. 15, 2002.....	Boston MA USA
10.....	Irina Bogacheva (41, KGZ).....	2:28:06.....	Apr. 26, 2003.....	Nashville TN USA

\*The ARRS website, which tracks masters performances, has not been updated since August 5, 2017

### All-time top 5 American masters marathon performances

(as of September 16, 2018)

#### Men

#	Place	Time	Date	Location
1.....	Meb Keflezighi (40, CA).....	2:12:20.....	Feb. 13, 2016.....	Los Angeles
2.....	Abdi Abdiraham (40, AZ).....	2:12:45.....	April 17, 2017.....	Boston
3.....	Eddy Hellebuyck (42, AZ).....	2:12:46.....	Oct. 05, 2003.....	St Paul
4.....	Mbarak Hussein (40, NM) - 1.....	2:12:53.....	Mar. 12, 2006.....	Seoul
5.....	Mbarak Hussein (41, NM) - 2.....	2:13:52.....	Oct. 01, 2006.....	St. Paul

#### Women

#	Place	Time	Date	Location
1.....	<b>Deena Kastor (42, CA).....</b>	<b>2:27:47.....</b>	<b>Oct. 11, 2015.....</b>	<b>Chicago</b>
2.....	Colleen De Reuck (41, CO) - 1.....	2:28:40.....	Oct. 09, 2005.....	Chicago
3.....	Colleen De Reuck (46, CO) - 2.....	2:30:51.....	May 23, 2010.....	Copenhagen
4.....	Colleen De Reuck (44, CO) - 3.....	2:32:25.....	Oct. 12, 2008.....	Chicago
5.....	Colleen De Reuck (45, CO) - 4.....	2:32:37.....	Oct. 04, 2009.....	St. Paul

*Bold font = Set at Chicago Marathon*



## Men's world record progression

(as of September 16, 2018)

### Men

Time	Name (Country)	Date	Location
2:01:39	Eliud Kipchoge (KEN)	Sept. 16, 2018	Berlin
2:02:57	Dennis Kimetto (KEN)	Sept. 28, 2014	Berlin
2:03:23	Wilson Kipsang (KEN)	Sept. 29, 2013	Berlin
2:03:38	Patrick Makau (KEN)	Sept. 25, 2011	Berlin
2:03:59	Haile Gebrselassie (ETH)	Sept. 28, 2008	Berlin
2:04:26	Haile Gebrselassie (ETH)	Sept. 30, 2007	Berlin
2:04:55	Paul Tergat (KEN)	Sept. 28, 2003	Berlin
2:05:38	Khalid Khannouchi (USA)	Apr. 14, 2002	London
<b>2:05:42</b>	<b>Khalid Khannouchi (MAR)</b>	<b>Oct. 24, 1999</b>	<b>Chicago</b>
2:06:05	Ronaldo da Costa (BRA)	Sept. 20, 1998	Berlin
2:06:50	Belayneh Dinsamo (ETH)	Apr. 17, 1988	Rotterdam
2:07:12	Carlos Lopes (POR)	Apr. 20, 1985	Rotterdam
<b>2:08:05</b>	<b>Steve Jones (GBR)</b>	<b>Oct. 21, 1984</b>	<b>Chicago</b>
2:08:18	Rob De Castella (AUS)	Dec. 6, 1981	Fukuoka
2:09:01	Gerard Nijboer (NED)	Apr. 26, 1980	Amsterdam
2:09:06	Shigeru So (JPN)	Feb. 5, 1978	Beppu
2:09:12	Ian Thompson (ENG)	Jan. 31, 1974	Christchurch
2:09:29	Ronald Hill (ENG)	July 23, 1970	Edinburgh
2:09:37	Derek Clayton (AUS)	Dec. 3, 1967	Fukuoka
2:12:12	Abebe Bikila (ETH)	Oct. 21, 1964	Tokyo
2:14:43	Brian Leonard Kilby (ENG)	July 6, 1963	Port Talbot
2:15:15	Toru Terasawa (JPN)	February 17, 1963	Beppu
2:15:17	Abebe Bikila (ETH)	Sept. 10, 1960	Rome
2:15:18	Sergey Popov (RUS)	Aug. 24, 1958	Stockholm
2:18:04	Paavo Kotila (FIN)	Aug. 12, 1956	Pieksamaki
2:18:35	James Peters (ENG)	Oct. 4, 1953	Turku
2:18:41	James Peters (ENG)	June 13, 1953	Windsor
2:20:43	James Peters (ENG)	June 14, 1952	Windsor
2:26:14	Kee-Chung Sohn (KOR)	Mar. 21, 1935	Tokyo
2:30:58	Harry Payne (GBR)	July 5, 1929	Stamford Bridge
2:32:35	Hannes Kolehmainen (FIN)	Aug. 22, 1920	Antwerp
2:36:07	Alexis Ahlgren (SWE)	May 31, 1913	Stamford Bridge

*Bold font = Set at Chicago Marathon*

*Note: The World Record Progression lists reflect records recognized by the Association of Road Racing Statisticians (ARRS). Top times run on non-record-eligible courses are listed in the Top 100 All-Time Performance lists within this Media Guide.*

## Women's world record progression

(as of September 16, 2018)

### Women

Time	Name (Country)	Date	Location
2:15:25*	Paula Radcliffe (GBR)	Apr. 13, 2003	London
2:17:01*	Mary Keitany (KEN)	Apr. 23, 2017	London
2:17:18	Paula Radcliffe (GBR)	Oct. 13, 2002	Chicago
2:18:47	Catherine Ndereba (KEN)	Oct. 07, 2001	Chicago
2:19:46	Naoko Takahashi (JPN)	Sept. 30, 2001	Berlin
2:20:43	Tegla Loroupe (KEN)	Sept. 26, 1999	Berlin
2:20:47	Tegla Loroupe (KEN)	Apr. 19, 1998	Rotterdam
2:21:06	Ingrid Kristiansen (NOR)	Apr. 21, 1985	London
2:24:26	Ingrid Kristiansen (NOR)	May 13, 1984	London
2:25:28	Grete Waitz (NOR)	Apr. 17, 1983	London
2:26:12	Joan Samuelson (USA)	Sept. 12, 1982	Eugene
2:29:01	Charlette Teske (GER)	Jan. 16, 1982	Miami
2:29:57	Joyce Smith (ENG)	Mar. 29, 1981	London
2:30:27	Joyce Smith (ENG)	Nov. 16, 1980	Tokyo
2:30:57	Patti Catalano (USA)	Sept. 06, 1980	Montreal
2:31:23	Joan Samuelson (USA)	Feb. 03, 1980	Auckland
2:34:47	Christa Vahlensieck (GER)	Sept. 10, 1977	Berlin
2:38:19	Jacqueline Hansen (USA)	Oct. 12, 1975	Eugene
2:40:15	Christa Vahlensieck (GER)	May 3, 1975	Dulmen
2:43:54	Jacqueline Hansen (USA)	Dec. 01, 1974	Culver City
2:46:24	Chantal Langlace (FRA)	Oct. 27, 1974	Neuf Brisach
2:46:37	Michiko Gorman (USA)	Dec. 02, 1973	Culver City
2:49:40	Cheryl Flanagan (USA)	Dec. 05, 1971	Culver City
2:55:22	Elizabeth Bonner (USA)	Sept. 19, 1971	New York City
3:01:42	Elizabeth Bonner (USA)	May 09, 1971	Philadelphia
3:02:53	Caroline Walker (USA)	Feb. 28, 1970	Seaside
3:07:26	Anni Pede-Erdkamp (GER)	Sept. 16, 1967	Waldniel
3:14:22	Maureen Wilson (CAN)	May 06, 1967	Toronto
3:27:45	Dale Greig (SCO)	May 23, 1964	Ryde
3:40:22	Violet Piercy (ENG)	May 29, 1926	Chiswick
5:40	Marie-Louise Ledru (FRA)	Sept. 29, 1918	Paris

*\*Radcliffe's World Record was set in a "mixed" gender competition. Kenya's Mary Keitany ran the World Record for a women's only competition (the Elite men and women start at different times at the London Marathon)*

*Bold font = Set at Chicago Marathon*

*Note: The World Record Progression lists reflect records recognized by the Association of Road Racing Statisticians (ARRS). Top times run on non-record-eligible courses are listed in the Top 100 All-Time Performance lists within this Media Guide.*

## World record split times

### Men's world record

Eliud Kipchoge (KEN)

Sept. 16, 2018 - Berlin

5K .....	14:24
10K .....	29:01
15K .....	43:38
20K .....	57:56
25K .....	1:12:24
30K .....	1:26:45
35K .....	1:41:01
40K .....	1:55:32
Final .....	2:01:39

1st Half.....1:01:06

2nd Half .....1:00:33

### Women's world record

Paula Radcliffe (GBR)

Apr. 13, 2003 - London

5K .....	15:48 e
10K .....	32:01
15K .....	48:16 e
20K .....	1:04:28
25K .....	1:20:35 e
30K .....	1:36:36
35K .....	1:52:33 e
40K .....	2:08:29
Final .....	2:15:25

1st Half.....1:08:02

2nd Half .....1:07:23

*\*mixed gender competition (the elite men and women start together). Mary Keitany (KEN) has the world record for a women's only start, 2:17:01 (London, April 23, 2017)*

*Note: Official splits only available at each 10K and halfway*

*e = Estimated time from mile splits*

## Men's American record progression

(as of September 16, 2018)

### Men

Time	Name (State)	Date	Location
2:05:38.....	Khalid Khannouchi (NY) .....	Apr. 14, 2002 .....	London
<b>2:07:01 .....</b>	<b>Khalid Khannouchi (NY) .....</b>	<b>Oct. 22, 2000 .....</b>	<b>Chicago</b>
2:09:21 .....	Alberto Salazar (OR) .....	Dec. 04, 1983 .....	Fukuoka
2:10:08.....	Alberto Salazar (OR) .....	Apr. 09, 1983 .....	Rotterdam
2:10:20.....	Tony Sandoval (NM).....	Sept. 09, 1979 .....	Eugene
2:10:20.....	Jeff Wells (TX) .....	Sept. 09, 1979 .....	Eugene
2:10:30.....	Frank Shorter (CO) .....	Dec. 03, 1972 .....	Fukuoka
2:11:36.....	Ken Moore (OR) .....	Dec. 06, 1970 .....	Fukuoka
2:13:28.....	Ken Moore (OR) .....	Dec. 07, 1969 .....	Fukuoka
2:14:29.....	Amby Burfoot (CT) .....	Dec. 08, 1968 .....	Fukuoka
2:15:10.....	Leonard Edelen .....	Oct. 13, 1963 .....	Kosice
2:18:57.....	Leonard Edelen .....	Dec. 02, 1962 .....	Fukuoka
2:20:56.....	John J. Kelley (MA).....	Oct. 11, 1958 .....	Jersey City
2:31:13.....	Nicholas Costes (AL) .....	May 22, 1955 .....	Yonkers
2:31:27.....	Leslie Pawson (RI).....	May 30, 1941 .....	Salisbury Beach
2:33:46.....	Pat Dengis .....	Nov. 12, 1939 .....	Yonkers
2:36:04.....	Joie Ray (IL) .....	Aug. 05, 1928 .....	Amsterdam
2:37:45.....	Schou Christiansen (IL).....	Apr. 04, 1925 .....	Detroit
2:41:30.....	Joseph Organ .....	Aug. 22, 1920 .....	Antwerp
2:49:19.....	Mike Ryan (NY) .....	May 24, 1910 .....	Hamilton

*Bold font = Set at Chicago Marathon*

*Note: The American Record Progression lists reflect records recognized by the Association of Road Racing Statisticians (ARRS). Top times run on non-record-eligible courses are listed in the Top 100 All-Time Performance lists within this Media Guide.*

## Women's American record progression

(as of September 16, 2018)

### Women

Time	Name (State)	Date	Location
2:19:36	Deena Kastor (CA)	Apr. 23, 2006	London
2:21:16	Deena Kastor (CA)	Apr. 13 2003	London
<b>2:21:21</b>	<b>Joan Samuelson (ME)</b>	<b>Oct. 20, 1985</b>	<b>Chicago</b>
2:26:12	Joan Samuelson (ME)	Sept. 12, 1982	Eugene
2:30:58	Patti Catalano (VT)	Sept. 06, 1980	Montreal
2:31:23	Joan Samuelson (ME)	Feb. 03, 1980	Auckland
2:35:41	Joan Samuelson (ME)	Sept. 09, 1979	Eugene
2:36:23	Julie Brown (CA)	Sept. 10, 1978	Eugene
2:37:57	Kim Merritt (WI)	Sept. 11, 1977	Eugene
2:38:19	Jacqueline Hansen (CA)	Oct. 12, 1975	Eugene
2:43:55	Jacqueline Hansen (CA)	Dec. 01, 1974	Culver City
2:46:37	Michiko Gorman (CA)	Dec. 02, 1973	Culver City
2:49:40	Cheryl Flanagan (MI)	Dec. 05, 1971	Culver City
2:55:22	Elizabeth Bonner	Sept. 19, 1971	New York City
3:01:42	Elizabeth Bonner	May 09, 1971	Philadelphia
3:07:10	Sara Mae Berman (MA)	Oct. 25, 1970	Atlantic City
3:16:02	Nina Kuscsik (NY)	May 17, 1970	Yonkers
3:21:19	Sara Mae Berman (MA)	Sept. 28, 1969	Atlantic City
3:57:49	Susan Morse (PA)	Dec. 03, 1967	Philadelphia
3:57:51	Lyn Carman (CA)	Oct. 02, 1966	Santa Barbara
5:24:xx	Debbie Haines (AK)	Sept. 24, 1966	Fairbanks
6:08:xx	Gail Bakken (AK)	Sept. 21, 1963	Fairbanks

*Bold font = Set at Chicago Marathon*

*Note: The American Record Progression lists reflect records recognized by the Association of Road Racing Statisticians (ARRS). Top times run on non-record-eligible courses are listed in the Top 100 All-Time Performance lists within this Media Guide.*

## Fastest debut marathon – American men

	Time	Name	State	Place	Venue	Date
1	2:08:24	Ryan Hall	CA	7	London	2007
2	2:09:41	Alberto Salazar	OR	1	New York	1980
<b>2</b>	<b>2:09:41</b>	<b>Alan Culpepper</b>	<b>CO</b>	<b>6</b>	<b>Chicago</b>	<b>2002</b>
4	2:10:35	Brett Gotcher	AZ	7	Houston	2010
5	2:11:12	Galen Rupp	OR	1	Los Angeles	2016
6	2:11:13	Rudy Chapa	OR	7	New York	1983
<b>7</b>	<b>2:11:17</b>	<b>Todd Williams</b>	<b>TN</b>	<b>10</b>	<b>Chicago</b>	<b>1987</b>
8	2:11:24	Andrew Carlson	MN	6	Houston/OT	2012
9	2:11:35	Dan Browne	OR	1	St. Paul	2002
10	2:11:46	Ed Moran	VA	10	New York	2011

## Fastest debut marathon – American women

	Time	Name	State	Place	Venue	Date
1	2:23:00	Jordan Hasay	OR	3	Boston	2017
2	2:25:53	Kara Goucher	OR	3	New York	2008
3	2:26:58	Deena Kastor	CA	7	New York	2001
4	2:27:03	Amy Hastings	CA	2	Los Angeles	2011
5	2:27:10	Marla Runyan	OR	4	New York	2002
<b>6</b>	<b>2:27:17</b>	<b>Renee Metivier</b>	<b>OR</b>	<b>6</b>	<b>Chicago</b>	<b>2012</b>
7	2:28:40	Shalane Flanagan	OR	2	New York	2010
<b>8</b>	<b>2:29:01</b>	<b>Deeja Youngquist</b>	<b>NM</b>	<b>10</b>	<b>Chicago</b>	<b>2003</b>
9	2:29:54	Clara Santucci	PA	16	Boston	2011

*Bold font = Set at Chicago Marathon*





**Abbott World Marathon Majors**

About the Abbott World Marathon Majors .....234

How it works .....235

Series XII Leaderboard.....237

Past series champions .....239

Abbott World Marathon Majors events.....240

## About the Abbott World Marathon Majors

For runners across the globe, competing in an Abbott World Marathon Majors (AbbottWMM) race is a significant accomplishment. Six of the largest and most renowned road races in the world – the Tokyo, Boston, Virgin Money London, BMW BERLIN, Bank of America Chicago and TCS New York City Marathons – make up AbbottWMM. The organization delivers several unique benefits to runners:

- Unparalleled experiences – operational excellence at each race ensures a premium race-day journey for runners
- Championship Series – professional athletes competing in AbbottWMM qualifying events compete for a prize purse every year
- Advancement of marathoning – AbbottWMM organizers aggressively champion anti-doping protocols and other efforts to move the sport forward

## History

Organizers of the Boston, London, Berlin, Chicago and New York marathons joined together in 2006 to create Abbott World Marathon Majors with a mission of providing global leadership in elite and mass participation marathons. The Tokyo Marathon entered the collective in 2013. These industry leading organizations are now united in their effort to advance the sport, raise awareness of marathons' elite athletes, and increase the level of interest in elite racing among running enthusiasts.

In October 2014, Abbott, a global healthcare company, and the World Marathon Majors announced a new partnership. Abbott became the race series' first-ever title sponsor, effective at the 2015 Tokyo Marathon. Tim Hadzima was appointed as the general manager of the Abbott World Marathon Majors in December of 2014.

A new series format—a one-year cycle of qualifying races—was announced in February 2015, beginning at the 2015 Tokyo Marathon, replacing the previous two-year series format. In April of 2015, it was also announced that the series would expand to include wheelchair athletes, starting at the 2016 Boston Marathon.

Recently, AbbottWMM announced an agreement with Dalian Wanda Group Co., Ltd to develop a strategic partnership aimed at expanding the Series with events added in new regions such as Asia (outside Japan) and Africa. The organization is now on an ongoing process identifying candidate races that will be required to meet AbbottWMM's stringent criteria before selection for the Series.

In addition, AbbottWMM expanded its prize structure and introduced a new charity program for its Series XI, which began at the Virgin Money London Marathon on Sunday, April 23, 2017. The prize money is now restructured to recognize and reward the top three men's and women's finishers in both the open and wheelchair Series. Previously, only the individual champions received prize money.

Through the new charity program, AbbottWMM works to leave a lasting footprint in each local community on behalf of all our athletes. The total donation will be split between two local charities.

In November 2017, the AbbottWMM and partners Abbott and Wanda Group announced the creation of a global age group marathon ranking system and age group world championships. World rankings for men and women aged 40 to 80+ was launched at the start of Series XII and the top-ranked athletes in each age group will qualify for the first AbbottWMM Wanda Age Group World Championships which will take place at the Virgin Money London Marathon in 2020. Runners in nine age groups will earn points according to their times from two of more than 50 qualifying marathons around the world.

For more details about any of the Abbott World Marathon Majors initiatives go to [www.Abbottwmm.com](http://www.Abbottwmm.com)

## How it works

### Series format

The champions of the Abbott World Marathon Majors are determined through a one-year cycle of Qualifying Races featuring unprecedented anti-doping protocols. The Abbott World Marathon Majors Series cycles through one year of competition and consist of the following Qualifying Races: Tokyo Marathon, Boston Marathon, Virgin Money London Marathon, BMW BERLIN-MARATHON, Bank of America Chicago Marathon, TCS New York City Marathon, Olympic/Paralympic Marathon and IAAF/IPC Athletics World Championships Marathon.

## Scoring and Prize Purse

For the Abbott World Marathon Majors Series XII, the three athletes in the open and wheelchair divisions with the highest amount of points are awarded prize money. Athletes earn the following points by placing among the top five in Qualifying Races:

- 1st place – 25 points
- 2nd place – 16 points
- 3rd place – 9 points
- 4th place – 4 points
- 5th place – 1 point

The top three women and men in the open and wheelchair divisions are awarded prize money as follows:

	Series XII Men	Series XII Women	Wheelchair Series XII Men	Wheelchair Series XII Women
1st	\$250,000	\$250,000	\$50,000	\$50,000
2nd	\$50,000	\$50,000	\$25,000	\$25,000
3rd	\$25,000	\$25,000	\$10,000	\$10,000
Total	\$325,000	\$325,000	\$85,000	\$85,000

During the Series XII one-year scoring period, points from a maximum of two Qualifying Races will be scored. A runner must start in two Qualifying Races over the Series cycle to be eligible to receive prize money. If s/he earns points in more than two events, the athlete's highest two finishes will be scored. The Wheelchair Series follows the same rules, but points from an athlete's best four races will count towards the total.

## Wheelchair Bonus Points

New for Series XII, wheelchair athletes will be able to take home a potential eight bonus points in the new sprint competition. Each of the six Abbott World Marathon Majors will set the bonus points competition on a designated part of their course that will differ at each race.

## Doping violations

Under Abbott World Marathon Majors rules, no athlete who has been found guilty of any anti-doping rules enforced by the IAAF, World Anti-Doping Association (WADA), National Federations, or any of the individual AbbottWMM races is eligible to win the AbbottWMM championship title or any prize money. Athletes must comply with the AbbottWMM Code of Conduct.

## Series

Each series starts and ends at the same Qualifying race over a one-year period.

Series	Race
Series XII	2018 BMW BERLIN-MARATHON to 2019 BMW BERLIN-MARATHON
Series XIII	2019 Bank of America Chicago Marathon to 2020 Bank of America Chicago Marathon
Series XIV	2020 TCS New York City Marathon to 2021 TCS New York City Marathon

## Abbott World Marathon Majors races – Series XII

Race	Date
BMW BERLIN MARATHON	Sunday, September 16, 2018
Bank of America Chicago Marathon	Sunday, October 7, 2018
TCS New York City Marathon	Sunday, November 4, 2018
Tokyo Marathon	Sunday, March 3, 2019
Boston Marathon	Monday, April 15, 2019
Virgin Money London Marathon	Sunday, April 28, 2019
IAAF World Championships (women's race)*	Friday, September 27, 2019
BMW BERLIN-MARATHON	Sunday, September 29, 2019

\* The men's marathon at the IAAF World Championships will take place following the 2019 BMW BERLIN-MARATHON and will count towards the Abbott World Marathon Majors Series XIII.

## Abbott World Marathon Majors Series XII leaderboards

### Men's runners

1. Eliud Kipchoge (KEN).....	25
2. Amos Kipruto (KEN) .....	16
3. Wilson Kipsang (KEN).....	9
4. Nakamura Shogo (JPN).....	4
5. Zersenay Tadese (ERI).....	1

### Women's runners

1. Gladys Cherono (KEN).....	25
2. Ruti Aga (ETH).....	16
3. Tirunesh Dibaba (ETH).....	9
4. Edna Kiplagat (KEN).....	4
5. Mizuki Matsuda (JPN).....	1

### Men's wheelchair racers

1. Brent Lakatos (CAN).....	33
2. Marcel Hug (SUI).....	16
3. Johnboy Smith (GBR).....	9
4. Jordi Madera Jimenez (ESP).....	4
5. Daniel Romanchuk (USA).....	1

### Women's wheelchair racers

1. Manuela Schar (SUI).....	33
2. Susannah Scaroni (USA).....	16
3. Sandra Graf (SUI).....	9
4. Alina Dos Rocha (BRA).....	4
5. Margriet Van Den Broek (NED).....	1

## Abbott World Marathon Majors Series XII results

### BMW BERLIN MARATHON

Sept. 16, 2018

#### Men's runners

1. Eliud Kipchoge (KEN).....	2:01:39
2. Kipruto, Amos (KEN).....	2:06:23
3. Wilson Kipsang (KEN).....	2:06:48
4. Shogo Nakamura (JPN).....	2:08:16
5. Zersenay Tadese (ERI).....	2:08:46
6. Yuki Sato (JPN).....	2:09:18
7. Okubay Tsegay (ERI).....	2:09:56
8. Daisuke Uekado (JPN).....	2:11:07
9. Wily Canchanya (PER).....	2:12:57
10. Bart van Nunen (NED).....	2:13:09

#### Women's runners

1. Gladys Cherono (KEN).....	2:18:11
2. Ruti Aga (ETH).....	2:18:34
3. Tirunesh Dibaba (ETH).....	2:18:55
4. Edna Kiplagat (KEN).....	2:21:18
5. Mizuki Matsuda (JPN).....	2:22:23
6. Helen Tola (ETH).....	2:22:48
7. Honami Maeda (JPN).....	2:25:23
8. Carla Salome Rocha (POR).....	2:25:27
9. Miyuki Uehara (JPN).....	2:25:46
10. Rei Ohara (JPN).....	2:27:29

#### Men's wheelchair racers

1. Brent Lakatos (CAN).....	1:29:41
2. Marcel Hug (SUI).....	1:29:44
3. Johnboy Smith (GBR).....	1:29:44
4. Jordi Madera (ESP).....	1:29:45
5. Daniel Romanchuk (USA).....	1:29:45

#### Women's wheelchair racers

1. Manuela Schär (SUI).....	1:36:53
2. Susannah Scaroni (USA).....	1:41:44
3. Sandra Graf (SUI).....	1:42:55
4. Aline Rocha (BRA).....	1:46:13
5. Margriet van den Broek (NED).....	1:47:43

## Past series champions

Series I (2006–07)

Men: Robert K. Cheruiyot, Kenya ..... Women: Gete Wami, Ethiopia

Series II (2007–08)

Men: Martin Lel, Kenya ..... Women: Irina Mikitenko, Germany

Series III (2008–09)

Men: Samuel Wanjiru, Kenya ..... Women: Irina Mikitenko, Germany

Series IV (2009–10)

Men: Samuel Wanjiru, Kenya ..... Women: Irina Mikitenko, Germany\*

Series V (2010–11)

Men: Emmanuel Mutai, Kenya ..... Women: Edna Kiplagat, Kenya\*

Series VI (2011–12)

Men: Geoffrey Mutai, Kenya ..... Women: Mary Keitany, Kenya

Series VII (2012–13)

Men: Tsegaye Kebede, Ethiopia ..... Women: Priscah Jeptoo, Kenya

Series VIII (2013–14)

Men: Wilson Kipsang, Kenya ..... Women: Edna Kiplagat, Kenya\*\*

Series IX (2015–16)

Men: Eliud Kipchoge, Kenya ..... Women: Mary Keitany, Kenya

Series X (2016–17)

Men: Eliud Kipchoge, Kenya ..... Women: Edna Kiplagat, Kenya\*\*\*

Wheelchair Series X (2016–17)

Men: Marcel Hug, Switzerland ..... Women: Tatyana McFadden, USA

Series XI (2017–18)

Men: Eliud Kipchoge, Kenya ..... Women: Mary Keitany, Kenya

Wheelchair Series XI (2017–18)

Men: Marcel Hug, Switzerland ..... Women: Manuela Schär, Switzerland

\* Liliya Shobukhova (RUS) was the original winner of Series IV and V but she was banned from competition for a doping violation in April 2014 and all her results from Oct. 9, 2009 have been annulled.

\*\* Rita Jeptoo (KEN) won four races in the 2013/14 series but gave positive A and B samples in an out-of-competition test in September 2014. Her standings and the final results of the 2013/14 Series have been determined at the completion of the due legal process and the outcome of an appeal. As a result, the Series VIII title has been awarded to Edna Kiplagat.

\*\*\* Edna Kiplagat was crowned women's Series X champion following the doping investigation and legal process against Jemima Sumgong (KEN), who won two races but gave a positive sample in an out-of-competition test in February 2017.

## About the Tokyo Marathon

Organized by the Tokyo Marathon Foundation, the inaugural Tokyo Marathon was held on February 18, 2007, and now after 12 years, the Tokyo Marathon has grown to draw over 300,000 applicants and 38,000 participants. Through its theme, "The Day We Unite," the Tokyo Marathon brings together runners, volunteers and spectators. In 2011, the Tokyo Marathon implemented its own charity program, "Run with Heart", which donors can contribute to various charitable activities. The program first started with a capacity of 3,000 charity entries, but the number of charity runner entrants steadily increased over the years, and the capacity has increased to 5,000 for 2019.

Since the 10th anniversary event in Tokyo Marathon 2016, the official race logo has been renewed to represent the portrayed images of the runners, volunteers and cheering crowds along the course, which signifies the race theme "The Day We Unite." In addition, Tokyo Marathon 2017 began a new course that finishes in front of the Tokyo station area, and in 2018 saw a new Japanese record set for the first time in 16 years. The Tokyo Marathon, along with the upcoming Tokyo 2020 Olympics, is now gaining more attention from home and abroad. The Tokyo Marathon used to be held in February, but will be held in March in 2019 onwards.

## Inaugural running

2007

## Largest field (total finishers)

34,819 – 2013

## Recent participation

Year	Finishers	Male	Female
2007	25,102	19,505	5,597
2008	26,665	20,738	5,927
2009	29,128	22,807	6,321
2010	30,182	23,823	6,359
2011	32,415	24,678	7,737
2012	34,678	27,355	7,323
2013	34,819	27,819	7,000
2014	34,126	27,203	6,923
2015	34,049	26,827	7,222
2016	34,697	27,121	7,576
2017	33,974	26,278	7,696
2018	34,542	26,637	7,905

## Estimated number of spectators

1.3 million

## Prize purse

¥20,250,000 (about \$183,900) for both men and women, with ¥11,000,000 (about \$99,900) apiece for the male and female champions)

## Official charities

Tokyo Marathon 2019 Charity "Run with Heart" (Sports Legacy Program (3 programs) by Tokyo Marathon Foundation, and 19 other recipient programs)

## Event records

Open men: Wilson Kipsang, KEN, 2:03:58 (2017)

Open women: Sarah Chepchirchir, KEN, 2:19:47 (2017)

Wheelchair men: Kurt Fearnley, AUS, 1:26:00 (2016)

Wheelchair women: Wakako Tsuchida, JPN, 1:41:04 (2016)

## About the Virgin Money London Marathon

In 1979, after running the New York City Marathon with John Disley, the late Chris Brasher questioned whether London could stage such a festival: "We have the course . . . but do we have the heart and hospitality to welcome the world?" Later that year, Brasher traveled to America, where the running boom of the late 1970's had started. He witnessed the Boston Marathon and revisited the New York City race. He studied both races' organizations and finances. On his return, Brasher and Disley secured a three-year contract with Gillette for £75,000, established the organization's charitable status, and set down six main aims for the event. The first London Marathon was held on March 29, 1981. More than 20,000 people wanted to run; 7,747 were accepted. There were 6,255 finishers, led home by American Dick Beardsley and Norwegian Inge Simonsen. Joyce Smith broke the British record to win the women's race. The 1982 race received more than 90,000 applicants from around the world. The entry was limited to 18,059.

Since then, the London Marathon has grown to more than 39,000 starters and finishers, and elite runners compete for \$313,000 in prize money. Both the men's and women's pro runner world records have been set in the race, including the current women's mark of 2:15:25, set by Paula Radcliffe of Great Britain in 2003. The race is viewed in more than 196 countries worldwide and watched by between four and five million viewers in the UK via the BBC.

## Inaugural running

1981

## Largest field (total finishers)

40,272 - 2018

## Recent participation

Year	Finishers	Male	Female
2005	35,105	24,641	10,464
2006	33,222	24,825	10,875
2007	34,497	23,576	10,921
2008	34,497	23,576	10,921
2009	35,268	24,231	11,037
2010	36,550	24,423	12,127
2011	34,838	22,525	12,313
2012	36,748	23,684	13,064
2013	34,280	22,031	12,249
2014	35,800	22,608	13,272
2015	37,671	23,281	14,390
2016	39,140	24,020	15,120
2017	39,487	23,978	15,509
2018	40,272	23,771	16,501

## Estimated number of spectators

795,000

## Total prize purse

\$313,000 (\$55,000 apiece for the male and female champions, plus time and record bonuses)

## Official charity

Teenage Cancer Trust (2018)

## Event records

Open men: Eliud Kipchoge, KEN, 2:03:05 (2016)

Open women: Mary Keitany, KEN, 2:17:01 (2017) (women only)

Paula Radcliffe, GBR, 2:15:25 (2003) (mixed)

Wheelchair men: Kurt Fearnley, AUS, 1:28:57 (2009)

Wheelchair women: Manuela Schär, SUI, 1:39:57 (2017)

## About the Boston Marathon

Inspired by their experience at the 1896 Olympic Games, several members of the Boston Athletic Association founded their own marathon in 1897. The race has been run every year since (though the 1918 edition featured a military relay rather than an individual race) and is now the world's oldest annual marathon. Both the start and finish lines have been moved over the years, but much of the original course remains exactly as it was originally designed.

Since 1924, the race has begun in the town of Hopkinton, and from there the point-to-point course descends through Ashland, Framingham, Natick and Wellesley. Upon entering Newton, the course gradually rises to the famous Heartbreak Hill. As runners reach the top, they can see downtown Boston for the first time, four miles in the distance. After running through Brookline, the course enters Boston where it finishes on historic Boylston Street. Runners must qualify for entry by meeting time standards corresponding to gender and age, which is another aspect—besides its course and longevity—unique to the Boston Marathon.

## Inaugural running

1897

## Largest field (total finishers)

35,868 – 1996

## Recent participation

Year	Finishers	Male	Female
2006	19,682	12,061	7,621
2007	20,339	12,365	7,974
2008	21,948	13,019	8,929
2009	22,842	13,545	9,297
2010	22,720	13,161	9,559
2011	23,913	13,839	10,074
2012	21,616	12,621	8,995
2013	17,600*	10,649	6,951
2014	31,923	17,581	14,342
2015	26,597	14,580	12,017
2016	26,629	14,463	12,166
2017	26,581	14,570	12,011
2018	25,907	14,268	11,639

\*Smaller total was due to diversion of runners from the finish area following terrorist attacks.

## Estimated number of spectators

500,000

## Prize purse

\$830,500 (\$150,000 apiece for the male and female champions, and \$20,000 for male and female wheelchair champions). Additional record bonuses also available.

## Official charities

34

## Event records

Open men: Geoffrey Mutai, KEN, (2:03:02) 2011

Open women: Buzunesh Deba, ETH, 2:19:59 (2014)

Wheelchair men: Marcel Hug, SUI, 1:18:04 (2017)

Wheelchair women: Manuela Schär, SUI, 1:28:17 (2017)



## About the BMW BERLIN MARATHON

A group of runners from one of Germany's most prestigious athletics clubs, SC Charlottenburg, organized the first Berlin Marathon in 1974. In 1981, the race moved from the Grunewald (a large forest) into the city center of West Berlin. Supported by the three Western forces of Great Britain, France, and the United States, the race quickly developed into Germany's biggest and highest-quality marathon. After the Berlin Wall collapsed in November of 1989, a new era began. On September 30, 1990, three days before reunification, the course of the Berlin Marathon was redirected through the Brandenburg Gate and both parts of Berlin. In the 2001 race, Naoko Takahashi became the first woman to break the 2:20 barrier. The flat and fast loop course was then changed significantly for the 2003 race.

The BMW Berlin Marathon has developed into one of the world's finest road races. Paul Tergat of Kenya became the first man to cross the new finish line, passing through the Brandenburg Gate—the symbol for reunification—and setting a world record of 2:04:55. Haile Gebrselassie of Ethiopia further lowered the men's world mark twice in Berlin—to 2:04:26 in 2007 and then to 2:03:59 a year later. In the 2011 race, Patrick Makau of Kenya set another new men's world record of 2:03:38; in 2013, his countryman Wilson Kipsang lowered it again, to 2:03:23, and the current world mark of 2:02:57 was set the following year by Dennis Kimetto, also of Kenya.

## Inaugural running

1974

## Largest field (total finishers)

39,235 – 2017

## Recent participation

Year	Finishers	Male	Female
2005	30,382	24,511	5,871
2006	30,190	24,103	6,087
2007	32,530	26,032	6,498
2008	35,746	28,340	7,406
2009	35,034	27,962	7,072
2010	34,056	26,626	7,430
2011	32,991	25,577	7,414
2012	34,350	26,452	7,898
2013	36,549	27,557	8,992
2014	28,946	22,178	6,768
2015	36,768	27,858	8,910
2016	35,999	26,772	9,227
2017	39,235	28,163	11,072
2018	40,775	28,444	12,331

## Estimated number of spectators

1.5 million

## Prize purse

\$340,000 (\$64,000 apiece for the male and female champions)

## Event records

Open men: Dennis Kimetto, KEN, 2:02:57 (2014)

Open women: Mizuki Noguchi, JPN, 2:19:12 (2005)

Wheelchair men: Heinz Frei, SUI, 1:21:39 (1997)

Wheelchair women: Janette Jansen, NED, 1:42:07 (1992)

## About the Bank of America Chicago Marathon

In 1976, a small band of running enthusiasts met at the Metropolitan YMCA on LaSalle Street to discuss and plan a marathon in Chicago. Backed by the athletic enthusiasm of the new Chicago Mayor, Michael Bilandic, and the leadership of Lee Flaherty, this founding group realized their vision on September 25, 1977, when they hosted 4,200 local participants in the first Chicago Marathon. The Bank of America Chicago Marathon has since expanded to 45,000 registered runners and an estimated 1.7 million on-course spectators. The flat and fast course begins and ends in historic Grant Park, sweeping through 29 diverse and colorful neighborhoods including Lakeview, Greektown, Little Italy, Pilsen, Chinatown, and Bronzeville. The loop course and abundance of public transportation options enables friends and family to cheer their runners on at many locations along the course. The Bank of America Chicago Marathon has a long history of hosting the world's fastest runners and has been the site of two men's world records (Steve Jones, 2:08:05, 1984; and Khalid Khannouchi, 2:05:42, 1999) and two women's world records (Catherine Ndereba, 2:18:47, 2001; and Paula Radcliffe, 2:17:18, 2002).

## Inaugural Running

1977

## Largest field (total finishers)

44,341 – 2017

## Recent participation

Year	Finishers	Male	Female
2005 .....	32,868 .....	18,602 .....	14,266 .....
2006 .....	33,633 .....	18,910 .....	14,723 .....
2007 .....	25,534 .....	15,348 .....	10,186 .....
2008 .....	31,343 .....	17,678 .....	13,665 .....
2009 .....	33,703 .....	19,077 .....	14,626 .....
2010 .....	36,088 .....	19,946 .....	16,142 .....
2011 .....	35,775 .....	20,284 .....	15,471 .....
2012 .....	37,475 .....	20,681 .....	16,794 .....
2013 .....	39,122 .....	21,595 .....	17,527 .....
2014 .....	40,659 .....	22,242 .....	18,417 .....
2015 .....	37,459 .....	20,207 .....	17,252 .....
2016 .....	39,313 .....	21,638 .....	17,675 .....
2017 .....	44,341 .....	22,842 .....	21,499 .....

## Estimated number of spectators

1.7 million

## Prize purse

\$803,500 (\$100,000 apiece for the male and female champions, plus time and record bonuses)

## Official charities

170

## Event records

Open men: Dennis Kimetto, KEN, 2:03:45 (2013)

Open Women: Paula Radcliffe, GBR, 2:17:18 (2002)

Wheelchair men: Heinz Frei, SUI, 1:26:56 (2010)

Wheelchair women: Tatyana McFadden, USA, 1:39:15 (2017)

About the TCS New York City Marathon

NYRR's premier event, the TCS New York City Marathon is the largest marathon in the world, attracting elite athletes and recreational runners alike for the challenge and thrill of a lifetime. The race has grown tremendously since it began in 1970 with just 127 runners racing four laps of Central Park. Now, approximately 50,000 participants from all over the globe flock to New York City every November for an adrenaline-filled road tour of all five boroughs, starting on Staten Island at the foot of the Verrazano-Narrows Bridge and ending in Central Park. Some run for prize money or bragging rights, others for charity or their personal best. All are cheered on by more than one million live spectators, and the race has a broadcast reach of around 850 million in recent years.

Inaugural running

1970

Largest field (total finishers)

51,388 – 2016

Recent participation

Year	Finishers	Male	Female
2005	36,856	24,794	12,062
2006	37,869	25,548	12,321
2007	38,607	26,072	12,535
2008	38,096	25,216	12,880
2009	43,660	28,485	15,369
2010	45,103	28,948	16,155
2011	47,340	30,068	17,272
2013	50,266	36,699	19,567
2014	50,530	30,108	20,422
2015	49,595	28,899	20,696
2016	51,388	29,931	21,457
2017	50,773	29,682	21,091

Estimated number of spectators

1 million+

Prize purse

\$825,000

Official charities

350+

Event records

Open men: 2:05:06 – Geoffrey Mutai, KEN, 2011  
Open women: 2:22:31 – Margaret Okayo, KEN, 2003  
Wheelchair men: 1:29:22 – Kurt Fearnley, AUS, 2006  
Wheelchair women: 1:43:04 – Tatyana McFadden, USA, 2015

Sponsors

Executive biographies.....252

Bank of America Chicago Marathon staff.....255

Bank of America Chicago Marathon sponsors.....256

**Paul Lambert**  
Chicago Market President, Bank of America  
Mid West Division Executive, Merrill Lynch Wealth Management

**@paultoddlambert**

Paul Lambert is Division Executive responsible for the Mid West Division for Merrill Lynch Wealth Management as well as the Chicago Market President. In his division executive role he oversees more than 2,500 wealth advisors in 14 Midwestern states.

As Market President, Paul serves as Bank of America's local enterprise leader across the Chicago Market. In this role, he works across the region to connect businesses, families and individuals to Bank of America's banking and investment teams. He also leads the effort to direct Bank of America's resources in the market and the region to address local priorities and help build strong communities.

Prior to his current role, Paul served as Regional Managing Director for the Mid-America Private Banking and Investment Group, where he led the firm's ultra-high net worth management efforts in the Midwest. Before relocating to Chicago, Paul was the Director of the Merrill Lynch New York Capital Complex in Albany, N.Y.

Paul joined Merrill Lynch in 1992 as a Financial Advisor in Rochester, N.Y. He also held various leadership and coaching roles, eventually assuming the position of Associate Director for the New York City Metropolitan Region in 2001. He holds a bachelor's degree in Management Science/Finance from SUNY Geneseo as well as the Certified Investment Management Analyst (CIMA) designation. An active community leader, Paul currently serves on the board of Chicago Run and leads its fundraising efforts with the Bank of America Chicago Marathon. He is also on the Board of the Art Institute of Chicago and a member of The Commercial Club of Chicago. He and his wife are involved with The Community House in Hinsdale, where his wife serves as a Trustee.

**Carey Pinkowski**  
Executive Race Director  
Bank of America Chicago Marathon

Carey Pinkowski came to the helm of the Bank of America Chicago Marathon nearly three decades ago, serving as its executive race director since 1990. During his tenure, the Chicago Marathon has experienced astronomical growth, expanding from 6000 registered runners in 1990 to a record 44,341 finishers in 2017, including runners from all 50 states and more than 130 countries. For 28 years, Pinkowski has been a key player in building the marathon's dynamic relationships with the city, the corporate community and the local neighborhoods along the course.

Under Pinkowski's leadership, the Bank of America Chicago Marathon delivers far more than fast performances. Each year, the event generates an economic impact on the City of Chicago of \$282 million, and, since 2002, over 106,000 runners have helped the Chicago Marathon charity program raise more than \$167 million for local, national and global causes.

In 2006, Pinkowski utilized his experience as Executive Race Director of the Chicago Marathon to help found the Abbott World Marathon Majors (AWMM). Pinkowski, along with the race directors at the Boston, London, Berlin and New York City marathons, created a series – which now includes the Tokyo Marathon – to award the world's top male and female marathon runners. In addition to building interest in the sport's elite athletes, the AWMM continues to yield mass excitement and participation in the sport of running.

Pinkowski's legacy with the Chicago Marathon includes designing its record setting and spectator friendly course that traverses 29 diverse Chicago neighborhoods, starting and finishing in Chicago's "front yard," Grant Park. Pinkowski's course design allows for more than 1.7 million spectators to watch the race, making the marathon an annual gathering for the entire City of Chicago. Three of the Chicago Marathon's four world records have been set during Pinkowski's time: Morocco's Khalid Khannouchi (1999), Kenya's Catherine Ndereba (2001) and Great Britain's Paula Radcliffe (2002). Great Britain's Steve Jones recorded Chicago's first-ever world record in 1984.

To commemorate his 20th anniversary as Executive Race Director, the City of Chicago and Bank of America bestowed Pinkowski with an honorary street naming – "Carey Pinkowski Drive" – at the intersection of Monroe Street and Columbus Drive, the site of the race's start line.

In spite of directing the Chicago Marathon for 28 years, Pinkowski, born in Harvey, Ill. and raised in Hammond, IN., has only run one marathon: the 1983 Chicago Marathon, stopping the clock in an impressive 2:20:43. As a teenager, he cemented his legacy as a track star at Hammond High School in 1975 when he and two teammates, Tim Keough and Rudy Chapa, each ran two miles in less than nine minutes, becoming the first high school trio to ever accomplish such a feat in the same season. Their record stood for 39 years before three students from Long Island, N.Y. finally broke it in 2014. As a solo performer, Pinkowski picked up two state championship titles in the mile. He went on to compete at Villanova University where he was a three-time All American in cross country and track.

Pinkowski has received numerous awards including the Illinois Track & Cross Country Coaches Association Meritorious Service to the Youth of Illinois Award (1998), Chicago Area Runners Association Gold Medal Award for Event Production (1999), MarathonFoto/Road Race Management Race Director of the Year Award presented by Running Times magazine (2001), Runner's World magazine's Best Race Director Award (2002), the National Distance Running Hall of Fame's Fred Lebow Award (2004) and USA Track & Field's Allan Steinfeld Award for Lifetime Achievement in Men's Long Distance Running (2009).

**Dr. George T. Chiampas, DO CAQSM FACEP**  
**Medical Director**  
**Bank of America Chicago Marathon**

Dr. Chiampas is an assistant professor in the Department of Emergency Medicine at the Feinberg School of Medicine at Northwestern University and Northwestern Memorial Hospital. He is the founder and co-director of Chicago Cardiac Arrest and Resuscitation and Educational Services (CCARES), a foundation that promotes public education, awareness, training and legislation on sudden cardiac death.

Dr. Chiampas has served as Bank of America Chicago Marathon Medical Director since 2007. During this time the Chicago Marathon has become a global leader in operational safety and emergency preparedness and response in mass event incidents. Dr. Chiampas has led grant funding from the National Scientific Foundation on mass event management. Chiampas has also served as a president and is currently a board member of the International Institute for Race Medicine (IIRM), which promotes runner and race safety globally.

Additionally, Dr. Chiampas has served as the chief medical officer for U.S. Soccer and the U.S. men's national team since 2014. He is a team physician for the Chicago Blackhawks and previously with Northwestern University Athletics, serving as interim head team physician at Northwestern from 2011-2013. He serves on the Gatorade Sports Science Institute (GSSI) speakers' panel.

Dr. Chiampas has authored numerous scientific publications and he has lectured at academic conferences and scientific meetings throughout the world. His primary topics of interest and expertise are mass event and community preparedness and safety, sports injuries, and sudden cardiac death survival and public awareness through CPR and AED availability.

He chairs the public safety and prevention committee for the Chicago Medical Society. His professional goal is to enhance sports and public safety for individual and team sports through mass event emergency preparedness.

**Bank of America Chicago Marathon staff**  
**Chicago Event Management**

Carey Pinkowski, CEO & President / Executive Race Director  
Michael Nishi, Executive Vice President, Business Development & Operations  
Dr. George Chiampas, Medical Director  
Eileen Hurley, Vice President, Sponsorship & Business Development  
Paul Brackey, Senior Director, Sales & Expo  
Summer Howard, Senior Director, Client Strategy & Integration  
Jenna Olson, Senior Director, Finance & Administration  
Sean Barus, Director, Operations Management  
Ben Joslin, Director, Information Technology  
Janet Raugust, Creative Director  
David Waskowski, Director, Participant Services

Nicole Abbate	Nicole Lockwood
Alexis Arvis	Brooke Lord
Brittany Bair	Lucas Lusk
Jaclyn Braun	Katrina Macotte
Cat Cannon	Ale Pocius
Emma Cook	Matt Purtell
Alysha Daytner	Kirk Razon
Wilbur Debulgado	Brad Rogstad
Lauren Eskridge	Alex Sawyer
Cindy Hamilton	Keri Serota
Madeline Hernandez	Nevada Sparks
Christian Hoffer	Sarah Van Deusen Phillips
Will Kildow	Charles Wiegand
Mira Koster	Tracey Wilson
Barb Kummerer	Mary Wobler

**Bank of America**

Meredith Verdone, Chief Marketing Officer  
Paul Lambert, Chicago Market President, Bank of America  
Diane Wagner, SVP, Media Relations  
Michele Barlow, SVP, Enterprise Marketing  
Charles Greenstein, Global Sponsorship Marketing Executive  
Joseph Smith, SVP, Global Sponsorship Marketing

## 2018 Bank of America Chicago Marathon Sponsors

### OFFICIAL SPONSORS



---

### SUPPORTING SPONSORS



---

### MEDIA PARTNERS



### ASSOCIATE SPONSORS

Blue Plate Catering, Crunchmaster Crackers,  
Deloitte, Hilton Chicago, Maui Jim Sunglasses,  
Michigan Apple Committee, Park Grill, PODS,  
Root3 Growth Marketing, Spira Inc.,  
Stryker-Physio Control, White Claw Hard Seltzer

### VENDOR PARTNERS

City Scents, Crowdrise, CTA, Divvy, Dos Toros Taqueria,  
GO Airport Express, Lagadere, Language Access Network,  
MarathonFoto, Social Sparkling Wine, SpotHero,  
TSMGI, ZonePerfect Nutrition Bars

### COMMUNITY PARTNER



Media interested in acquiring additional information about sponsor brands of the Bank of America Chicago Marathon should send inquiries to Christian Hoffer ([christian.hoffer@cemevent.com](mailto:christian.hoffer@cemevent.com)).