





Női Szuper CSB

Győr, 2018. november 16.

		1. forduló	2. forduló	Total
1	Postás SE "A"	151.300	148.700	300.000
2	Dunaferr SE	150.600	148.200	298.800
3	MTK	143.300	148.300	291.600
4	TC Békéscsaba	144.700	143.600	288.300
5	UTE	135.800	132.400	268.200
6	Postás SE "B"	137.300		137.300
7	Szombathelyi SI	133.300		133.300
8	GYAC		131.800	131.800





Női Szuper CSB 2. forduló

Győr, 2018. november 16.

								Total
1	Postás SE "A"	Team deduction	0.0	40.200(1)	36.500(2)	35.000(3)	37.000(2)	148.700
2	MTK	Team deduction	0.0	39.100(3)	37.400(1)	35.700(2)	36.100(4)	148.300
3	Dunaferr SE	Team deduction	0.0	38.700(4)	35.900(3)	36.300(1)	37.300(1)	148.200
4	TC Békéscsaba	Team deduction	0.0	39.300(2)	33.200(4)	34.400(4)	36.700(3)	143.600
5	UTE	Team deduction	0.0	36.900(6)	29.500(5)	32.100(5)	33.900(5)	132.400
6	GYAC	Team deduction	0.0	37.300(5)	29.400(6)	31.300(6)	33.800(6)	131.800
VK	Postás SE "B"	Team deduction	0.0	23.800(VK)	18.000(VK)	21.900(VK)	21.300(VK)	85.000

Női Szuper CSB 2. forduló

Győr, 2018. november 16.

																							
D	E1	E2	E3	E	Total	D	E1	E2	E3	E	Total	D	E1	E2	E3	E	Total	D	E1	E2	E3	E	Total
			-						-						-						-		





1	Postás SE "A"	Team deduction	0.0	40.200(1)				36.500(2)				35.000(3)				37.000(2)				148.700							
	Péter Sára Eszter	S 2002	4.6	9.0	9.0	8.9	9.000	13.600	4.6	5.9	5.9	5.7	5.900	10.500	4.6	6.6	7.0	6.7	6.700	11.300	4.7	7.0	7.8	7.0	7.000	11.700	47.100
	Al-Salty Dália	S 1996	4.2	8.3	8.3	8.4	8.300	12.500	4.4	6.6	6.5	6.8	6.600	11.000	4.6	6.9	6.9	7.1	6.900	11.500	4.8	7.3	7.3	7.3	7.300	12.100	47.100
	Fedorova Yana	S 1998	4.6	8.9	8.9	8.9	8.900	13.500	4.7	6.2	6.1	6.5	6.200	10.900	5.2	6.5	6.3	6.7	6.500	11.700	4.7	7.5	8.0	7.4	7.500	12.200	48.300
	Székely Zója	J 2003	3.9	8.1	8.1	8.1	8.100	11.900	5.6	7.9	7.7	8.0	7.900	13.500	4.5	5.7	5.7	5.6	5.700	10.200	4.4	8.1	8.0	8.2	8.100	12.500	48.100
	Bácskay Csenge Mária	J 2003	4.6	8.5	8.4	8.5	8.500	13.100	4.8	7.2	7.2	7.4	7.200	12.000	4.8	7.0	6.8	7.2	7.000	11.800	4.4	7.9	7.5	8.0	7.900	12.300	49.200

2	MTK	Team deduction	0.0	39.100(3)				37.400(1)				35.700(2)				36.100(4)				148.300							
	Böczögő Dorina Kitti	S 1992	4.6	8.8	8.7	8.7	8.700	13.200	4.9	7.9	8.1	8.2	8.100	13.000	4.8	7.4	7.6	7.7	7.600	12.400	5.2	7.7	7.7	8.0	7.700	12.700	51.300
	Schermann Bianka	J 2003	4.6	8.6	8.6	8.8	8.600	13.200	5.7	7.3	7.1	7.0	7.100	12.800	5.2	7.1	7.4	7.2	7.200	12.400	4.5	6.7	7.0	6.8	6.800	11.100	49.500
	Kateryna Shumaiko	S 1998	4.2	8.4	8.5	8.7	8.500	12.700	4.3	7.3	7.4	7.2	7.300	11.600	4.8	6.4	6.1	6.0	6.100	10.900	4.6	7.7	7.5	8.0	7.700	12.300	47.500
	Sági Inez	S 2001	4.2	7.2	7.5	7.2	7.200	11.400	1.5	6.8	6.5	7.3	6.800	8.300	4.1	5.7	6.0	5.8	5.800	9.900	4.0	6.6	6.7	6.7	6.700	10.700	40.300
	Klein Eszter	J 2005	3.5	7.8	7.8	7.8	7.800	11.300							3.8	5.4	5.3	5.7	5.400	9.200	3.1	7.0	6.8	7.3	7.000	10.100	30.600

3	Dunaferri SE	Team deduction	0.0	38.700(4)				35.900(3)				36.300(1)				37.300(1)				148.200							
	Kovács Zsófia	S 2000	4.6	9.2	9.1	9.1	9.100	13.700	5.2	8.2	8.2	8.5	8.200	13.400	5.5	6.6	6.5	6.8	6.600	12.100	4.9	8.1	8.5	8.1	8.100	13.000	52.200
	Makovits Mirtil	J 2004	3.5	8.8	8.5	8.7	8.700	12.200	4.2	7.5	7.4	8.0	7.500	11.700	4.4	7.7	7.9	7.8	7.800	12.200	4.4	7.8	8.3	7.8	7.800	12.200	48.300
	Böszörményi Csilla	J 2005	3.5	8.6	8.6	8.6	8.600	12.100							3.4	7.0	7.3	7.2	7.200	10.600	3.5	7.0	7.0	7.0	7.000	10.500	33.200
	Mayer Gréta	J 2006	4.0	8.8	8.8	8.6	8.800	12.800	3.1	7.7	7.5	7.7	7.700	10.800	5.2	6.8	7.1	6.6	6.800	12.000	4.6	7.5	7.5	7.6	7.500	12.100	47.700
	Makai Lilla	J 2006	3.5	8.7	8.5	8.4	8.500	12.000	2.9	7.0	6.9	7.0	7.000	9.900	4.4	7.4	7.4	7.0	7.400	11.800	4.4	6.2	5.8	6.3	6.200	10.600	44.300

Női Szuper CSB 2. forduló

Győr, 2018. november 16.

																							
D	E1	E2	E3	E	Total	D	E1	E2	E3	E	Total	D	E1	E2	E3	E	Total	D	E1	E2	E3	E	Total
			-						-						-						-		

4	TC Békéscsaba	Team deduction	0.0	39.300(2)					33.200(4)					34.400(4)					36.700(3)					143.600			
	Makra Noémi	S 1997	4.6	8.5	8.5	8.2	8.500	13.000	5.1	8.0	7.8	8.2	8.000	13.100	5.2	7.3	6.8	7.3	7.300	12.500	4.8	8.0	7.8	7.9	7.900	12.700	51.300
	Szujó Hanna	J 2004	4.0	9.1	9.0	9.0	9.000	13.000	3.8	7.5	7.2	7.8	7.500	11.300	4.8	6.5	6.3	6.4	6.400	11.200	4.6	7.9	8.0	8.1	8.000	12.600	48.100
	Szabó Mónika	S 2002	4.2	9.2	9.1	9.0	9.100	13.300	3.2	5.7	5.4	5.6	5.600	8.800	4.8	4.5	4.3	5.0	4.500	9.300	4.3	7.1	7.2	7.1	7.100	11.400	42.800
	Sándor Roxána Lili	J 2005							1.3	6.9	6.9	7.1	6.900	8.200													8.200
	Purguly Zsuzsanna Kira	J 2004	3.7	8.2	8.1	8.1	8.100	11.800							4.5	6.3	6.2	5.9	6.200	10.700	4.3	6.3	6.3	6.5	6.300	10.200	32.700

5	UTE	Team deduction	0.0	36.900(6)					29.500(5)					32.100(5)					33.900(5)					132.400			
	Barbora Schneiderová	S 2001	3.7	8.5	8.5	8.5	8.500	12.200	2.1	7.6	7.7	7.8	7.700	9.800	4.2	6.3	6.1	6.0	6.100	10.300	4.1	7.0	6.5	7.0	7.000	11.000	43.300
	Mohácsi Leona Katalin	J 2003	3.9	8.6	8.6	8.6	8.600	12.500	1.9	5.7	5.8	6.0	5.800	7.700	4.2	5.3	5.2	5.5	5.300	9.500	3.1	6.9	6.2	6.8	6.800	9.900	39.600
	Nerhof Anett	J 2005	3.5	8.5	8.7	8.4	8.500	12.000	2.9	6.4	6.3	6.5	6.400	9.300	4.4	7.0	7.2	7.2	7.200	11.600	4.0	6.7	6.6	6.5	6.600	10.600	43.500
	Szilágyi Nikolett	J 2005	3.5	8.7	8.8	8.5	8.700	12.200	3.1	7.3	7.5	7.2	7.300	10.400	4.4	5.8	6.0	5.5	5.800	10.200	4.7	7.6	7.5	7.6	7.600	12.300	45.100
	Béres Zsófia	J 2005	3.5	8.4	8.4	8.2	8.400	11.900	1.9	5.9	6.0	6.0	6.000	7.900	3.5	6.2	6.0	6.3	6.200	9.700	3.1	6.3	6.4	6.6	6.400	9.500	39.000

6	GYAC	Team deduction	0.0	37.300(5)					29.400(6)					31.300(6)					33.800(6)					131.800			
	Fehér Nóra	S 2002	4.0	8.9	8.9	8.6	8.900	12.900	5.2	8.1	7.8	8.0	8.000	13.200	5.7	7.7	7.8	7.5	7.700	13.400	4.7	7.9	8.2	7.9	7.900	12.600	52.100
	Wagner Kata	J 2005	3.7	7.9	7.9	8.1	7.900	11.600	1.6	4.4	4.6	4.5	4.500	6.100													17.700
	Algács Kornélia	J 2005	3.7	7.7	7.7	7.8	7.700	11.400	1.6	5.9	6.1	6.3	6.100	7.700	3.4	4.5	4.7	4.8	4.700	8.100	3.4	6.5	6.9	7.0	6.900	10.200	37.400
	Bársony Bertilla	J 2006	2.0	8.0	8.0	8.0	8.000	10.000	1.0	7.2	7.7	7.5	7.500	8.500	3.3	5.2	5.2	5.4	5.200	8.500	3.5	7.3	7.6	7.7	7.600	11.000	38.000
	Benkő Dorka Petra	J 2003	4.8	8.0	7.6	8.0	8.000	12.800							4.1	5.6	5.3	5.0	5.300	9.400	4.2	6.2	5.8	6.0	6.000	10.200	32.400

Női Szuper CSB 2. forduló

Győr, 2018. november 16.

D	E1	E2	E3	E	Total	D	E1	E2	E3	E	Total	D	E1	E2	E3	E	Total	D	E1	E2	E3	E	Total
			-						-						-						-		

VK	Postás SE "B"	Team deduction	0.0	23.800(VK)						18.000(VK)						21.900(VK)						21.300(VK)						85.000
Giczi Boglárka	J 2005	3.7	8.6	8.5	8.5	8.500	12.200	2.2	7.2	7.2	7.4	7.200	9.400	3.1	6.0	5.6	6.1	6.000	9.100	4.3	7.1	6.9	7.0	7.000	11.000	41.700		
Peresztegi Nóra	J 2006	3.7	8.0	7.9	7.9	7.900	11.600	1.6	7.0	6.5	7.2	7.000	8.600	4.2	6.6	6.5	7.0	6.600	10.800	4.3	5.3	4.9	4.8	4.900	9.200	40.200		
Czifra Bettina Lili	J 2007	3.5	7.9	8.0	8.0	8.000	11.500	1.3	7.0	6.9	6.8	6.900	8.200	4.4	5.3	5.4	5.0	5.300	9.700	4.3	6.1	6.0	6.0	6.000	10.300	39.700		
Szénás Anna Lilla	J 2003													3.7	7.2	7.6	7.4	7.400	11.100							11.100		