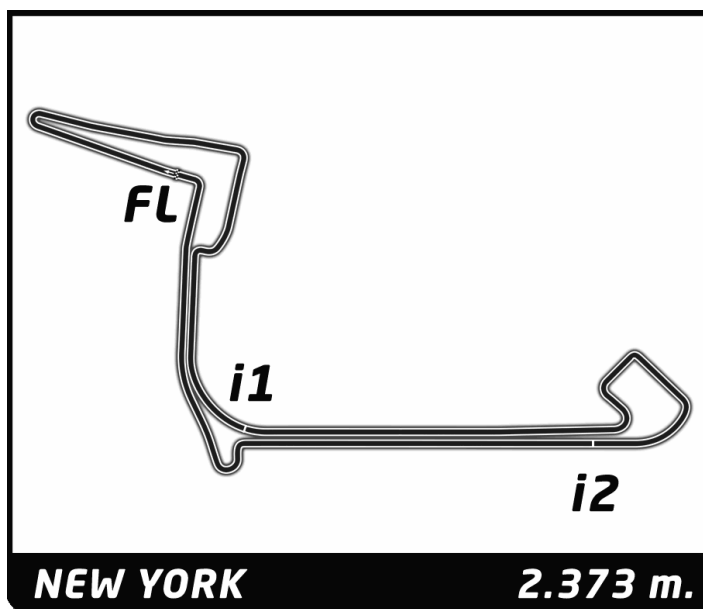


# Round 12 - New York City ePrix

ABB FIA Formula E Championship  
Results Booklet



Doc No.

Date:

Posted at:

## ABB FIA FORMULA E CHAMPIONSHIP

### Round 12 - New York City ePrix - Non Qualifying Practice 3

#### CLASSIFICATION

Official Timekeeper: 

POS	NO	DRIVER	NAT	TEAM	CAR	TIME	LAP	TOTAL	GAP	KPH	
1	66	<b>Daniel ABT</b>	DEU	Audi Sport ABT Schaeffler	Audi e-tron FE04	<b>1:18.699</b>	16	23	-	-	<b>108.6</b>
2	20	<b>Mitch EVANS</b>	NZL	Panasonic Jaguar Racing	Jaguar I-Type II	<b>1:18.796</b>	19	24	+0.097	+0.097	<b>108.4</b>
3	28	<b>Antonio Felix DA COSTA</b>	PRT	Andretti Formula E	Andretti ATEC-03	<b>1:18.970</b>	14	14	+0.271	+0.174	<b>108.2</b>
4	9	<b>Sébastien BUEMI</b>	CHE	Renault e.dams	Renault Z.E. 17	<b>1:19.052</b>	14	23	+0.353	+0.082	<b>108.1</b>
5	1	<b>Lucas DI GRASSI</b>	BRA	Audi Sport ABT Schaeffler	Audi e-tron FE04	<b>1:19.053</b>	15	23	+0.354	+0.001	<b>108.1</b>
6	27	<b>Stéphane SARRAZIN</b>	FRA	Andretti Formula E	Andretti ATEC-03	<b>1:19.472</b>	18	20	+0.773	+0.419	<b>107.5</b>
7	18	<b>André LOTTERER</b>	DEU	TECHEETAH	Renault Z.E. 17	<b>1:19.516</b>	16	23	+0.817	+0.044	<b>107.4</b>
8	25	<b>Jean-Eric VERGNE</b>	FRA	TECHEETAH	Renault Z.E. 17	<b>1:19.590</b>	16	24	+0.891	+0.074	<b>107.3</b>
9	19	<b>Felix ROSENQVIST</b>	SWE	Mahindra Racing	Mahindra M4Electro	<b>1:19.695</b>	14	19	+0.996	+0.105	<b>107.2</b>
10	2	<b>Sam BIRD</b>	GBR	DS Virgin Racing	DS Virgin DSV-03	<b>1:19.890</b>	14	22	+1.191	+0.195	<b>106.9</b>
11	5	<b>Maro ENGEL</b>	DEU	Venturi Formula E Team	Venturi VM200-FE-03	<b>1:19.913</b>	15	27	+1.214	+0.023	<b>106.9</b>
12	8	<b>Nicolas PROST</b>	FRA	Renault e.dams	Renault Z.E. 17	<b>1:19.944</b>	15	21	+1.245	+0.031	<b>106.9</b>
13	4	<b>Tom DILLMANN</b>	FRA	Venturi Formula E Team	Venturi VM200-FE-03	<b>1:19.965</b>	14	26	+1.266	+0.021	<b>106.8</b>
14	3	<b>Nelson PIQUET</b>	BRA	Panasonic Jaguar Racing	Jaguar I-Type II	<b>1:20.149</b>	16	23	+1.450	+0.184	<b>106.6</b>
15	36	<b>Alex LYNN</b>	GBR	DS Virgin Racing	DS Virgin DSV-03	<b>1:20.480</b>	12	21	+1.781	+0.331	<b>106.1</b>
16	6	<b>José Maria LOPEZ</b>	ARG	DRAGON	PENSKE EV-2	<b>1:20.519</b>	13	20	+1.820	+0.039	<b>106.1</b>
17	23	<b>Nick HEIDFELD</b>	DEU	Mahindra Racing	Mahindra M4Electro	<b>1:20.680</b>	7	20	+1.981	+0.161	<b>105.9</b>
18	68	<b>Luca FILIPPI</b>	ITA	NIO Formula E Team	NextEV NIO Sport 003	<b>1:21.120</b>	7	23	+2.421	+0.440	<b>105.3</b>
19	7	<b>Jérôme D'AMBROSIO</b>	BEL	DRAGON	PENSKE EV-2	<b>1:21.399</b>	15	23	+2.700	+0.279	<b>104.9</b>
20	16	<b>MA Qing Hua</b>	CHN	NIO Formula E Team	NextEV NIO Sport 003	<b>1:22.140</b>	17	21	+3.441	+0.741	<b>104.0</b>

#### FASTEST LAP

66 **D. ABT** DEU Audi Sport ABT Schaeffler Audi e-tron FE04 1:18.699 on Lap 16 108.6 Kph

Race Director

Timekeeper

Series Partners:

Title Partner Global Partner Technical Partner Official Partners



Julius Bär



Qualcomm



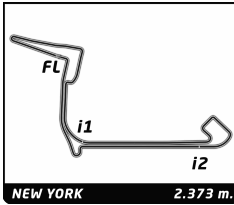
No part of these results/data may be reproduced, stored in a retrieval system or transmitted in any form or by any means electronic, mechanical, photocopying, recording, broadcasting or otherwise without prior permission of the copyright holder except for reproduction in local/national/international daily press and regular printed publications on sale to the public within 90 days of the event to which the results/data relate and provided that the copyright symbol appears together with the name of the copyright holder.

The FÉDÉRATION INTERNATIONALE DE L'AUTOMOBILE logo, FÉDÉRATION INTERNATIONALE DE L'AUTOMOBILE, FIA logo, FIA, FIA FORMULA-E CHAMPIONSHIP, FIA FORMULA-E CHAMPIONSHIP logo and related marks are protected trademarks of the Fédération Internationale de l'Automobile (FIA), Chemin de Blandonnet 2, 1214 Vernier, Switzerland.

©2017, Fédération Internationale de l'Automobile (FIA)



FIA FORMULA E  
CHAMPIONSHIP  
2017-18

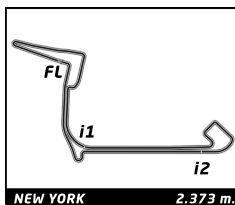


**ABB FIA Formula E Championship**  
Round 12 - New York City ePrix  
Non Qualifying Practice 3

**Best Sector Times**

Official Timekeeper TAG Heuer

SECTOR 1			SECTOR 2		SECTOR 3					
Pos	Driver	Time	Driver	Time	Driver	Time	Pos	Driver	Ideal Lap	Best Lap
1	L.DI GRASSI	28.911	20 M.EVANS	25.035	28 A.DA COSTA	24.450	1	66 D.ABT	1:18.699	1:18.699 (1)
2	66 D.ABT	29.032	9 S.BUEMI	25.038	20 M.EVANS	24.517	2	20 M.EVANS	1:18.754	1:18.796 (2)
3	28 A.DA COSTA	29.131	66 D.ABT	25.134	66 D.ABT	24.533	3	9 S.BUEMI	1:18.855	1:19.052 (4)
4	9 S.BUEMI	29.133	27 S.SARRAZIN	25.189	19 F.ROSENQVIST	24.543	4	19 F.ROSENQVIST	1:18.917	1:19.695 (9)
5	19 F.ROSENQVIST	29.135	19 F.ROSENQVIST	25.239	9 S.BUEMI	24.684	5	1 L.DI GRASSI	1:18.951	1:19.053 (5)
6	18 A.LOTTERER	29.180	1 L.DI GRASSI	25.244	1 L.DI GRASSI	24.796	6	28 A.DA COSTA	1:18.970	1:18.970 (3)
7	20 M.EVANS	29.202	4 T.DILLMANN	25.246	8 N.PROST	24.830	7	4 T.DILLMANN	1:19.344	1:19.965 (13)
8	4 T.DILLMANN	29.212	5 M.ENGEL	25.310	27 S.SARRAZIN	24.885	8	27 S.SARRAZIN	1:19.402	1:19.472 (6)
9	25 J.VERGNE	29.294	18 A.LOTTERER	25.324	4 T.DILLMANN	24.886	9	18 A.LOTTERER	1:19.493	1:19.516 (7)
10	27 S.SARRAZIN	29.328	25 J.VERGNE	25.325	2 S.BIRD	24.915	10	25 J.VERGNE	1:19.541	1:19.590 (8)
11	2 S.BIRD	29.332	3 N.PIQUET	25.385	25 J.VERGNE	24.922	11	8 N.PROST	1:19.623	1:19.944 (12)
12	8 N.PROST	29.388	28 A.DA COSTA	25.389	3 N.PIQUET	24.988	12	2 S.BIRD	1:19.646	1:19.890 (10)
13	5 M.ENGEL	29.582	2 S.BIRD	25.399	18 A.LOTTERER	24.989	13	5 M.ENGEL	1:19.900	1:19.913 (11)
14	3 N.PIQUET	29.615	8 N.PROST	25.405	5 M.ENGEL	25.008	14	3 N.PIQUET	1:19.988	1:20.149 (14)
15	23 N.HEIDFELD	29.699	36 A.LYNN	25.459	6 J.LOPEZ	25.070	15	36 A.LYNN	1:20.362	1:20.480 (15)
16	36 A.LYNN	29.758	6 J.LOPEZ	25.466	36 A.LYNN	25.145	16	6 J.LOPEZ	1:20.494	1:20.519 (16)
17	16 MA Qing Hua	29.859	16 MA Qing Hua	25.507	7 J.D'AMBROSIO	25.257	17	23 N.HEIDFELD	1:20.680	1:20.680 (17)
18	7 J.D'AMBROSIO	29.876	7 J.D'AMBROSIO	25.573	68 L.FILIPPI	25.289	18	7 J.D'AMBROSIO	1:20.706	1:21.399 (19)
19	68 L.FILIPPI	29.954	23 N.HEIDFELD	25.669	23 N.HEIDFELD	25.312	19	68 L.FILIPPI	1:20.951	1:21.120 (18)
20	6 J.LOPEZ	29.958	68 L.FILIPPI	25.708	16 MA Qing Hua	25.758	20	16 MA Qing Hua	1:21.124	1:22.140 (20)



# ABB FIA Formula E Championship

## Round 12 - New York City ePrix

### Non Qualifying Practice 3

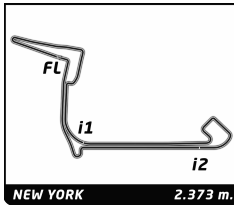
#### Fastest Lap Sequence

Official Timekeeper TAG Heuer

Practice Time	Driver	Team	Car	Time	Kph	Lap
3:11.681	66 Daniel ABT	Audi Sport ABT Schaeffler	Audi e-tron FE04	<b>1:23.950</b>	101.8	2
4:49.528	36 Alex LYNN	DS Virgin Racing	DS Virgin DSV-03	<b>1:23.053</b>	102.9	3
6:19.332	5 Maro ENGEL	Venturi Formula E Team	Venturi VM200-FE-03	<b>1:22.998</b>	102.9	4
6:34.412	25 Jean-Eric VERGNE	TECHEETAH	Renault Z.E. 17	<b>1:22.898</b>	103.1	3
6:43.348	18 André LOTTERER	TECHEETAH	Renault Z.E. 17	<b>1:21.999</b>	104.2	4
6:57.183	28 Antonio Felix DA COSTA	Andretti Formula E	Andretti ATEC-03	<b>1:21.543</b>	104.8	3
8:04.825	18 André LOTTERER	TECHEETAH	Renault Z.E. 17	<b>1:21.477</b>	104.8	5
9:04.424	19 Felix ROSENQVIST	Mahindra Racing	Mahindra M4Electro	<b>1:20.873</b>	105.6	5
11:48.102	19 Felix ROSENQVIST	Mahindra Racing	Mahindra M4Electro	<b>1:20.564</b>	106.0	7
12:55.658	9 Sébastien BUEMI	Renault e.dams	Renault Z.E. 17	<b>1:20.230</b>	106.5	6
15:01.853	1 Lucas DI GRASSI	Audi Sport ABT Schaeffler	Audi e-tron FE04	<b>1:19.727</b>	107.2	8
17:38.455	66 Daniel ABT	Audi Sport ABT Schaeffler	Audi e-tron FE04	<b>1:19.687</b>	107.2	10
18:44.845	9 Sébastien BUEMI	Renault e.dams	Renault Z.E. 17	<b>1:19.411</b>	107.6	10
25:11.282	28 Antonio Felix DA COSTA	Andretti Formula E	Andretti ATEC-03	<b>1:19.165</b>	107.9	12
27:48.357	9 Sébastien BUEMI	Renault e.dams	Renault Z.E. 17	<b>1:19.052</b>	108.1	14
27:55.464	28 Antonio Felix DA COSTA	Andretti Formula E	Andretti ATEC-03	<b>1:18.970</b>	108.2	14
31:28.318	66 Daniel ABT	Audi Sport ABT Schaeffler	Audi e-tron FE04	<b>1:18.699</b>	108.6	16



FIA FORMULA E  
CHAMPIONSHIP  
2017-18



# ABB FIA Formula E Championship

## Round 12 - New York City ePrix

### Non Qualifying Practice 3

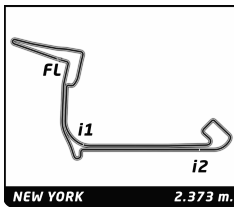
Analysis

Official Timekeeper TAGHeuer

Lap	Time	Sector 1	Sector 2	Sector 3	Kph	Elapsed	Lap	Time	Sector 1	Sector 2	Sector 3	Kph	Elapsed		
<b>1 Lucas DI GRASSI</b> BRA															
Audi Sport ABT Schaeffler Audi e-tron FE04															
1	A	2:08.673	1:06.594	29.022	33.057	39.1	2:08.673	4	A	1:30.366	34.102	28.611	27.653	94.5	9:53.349
2	A	4:15.683	31.768	27.865	3:16.050	33.4	6:24.356	5	A	1:25.669	31.197	27.844	26.628	99.7	11:19.018
3	A	1:29.611	34.842	26.760	28.009	95.3	7:53.967	6	A	1:24.986	31.462	27.227	26.297	100.5	12:44.004
4	A	1:21.572	30.261	26.034	25.277	104.7	9:15.539	7	A	1:24.493	31.126	26.927	26.440	101.1	14:08.497
5	A	1:31.747	34.229	29.072	28.446	93.1	10:47.286	8	A	1:24.477	31.034	27.174	26.269	101.1	15:32.974
6	A	1:20.602	29.728	25.841	25.033	106.0	12:07.888	9	A	1:23.591	30.843	26.588	26.160	102.2	16:56.565
7	A	1:34.238	36.416	27.711	30.111	90.7	13:42.126	10	A	5:56.086	31.031	28.106	4:56.949	24.0	22:52.651
8	A	1:19.727	29.301	25.531	24.895	107.2	15:01.853	11	A	1:39.233	40.944	29.679	28.610	86.1	24:31.884
9	A	7:34.739	33.595	27.363	6:33.781	18.8	22:36.592	12	A	1:32.672	31.995	26.045	25.632	102.1	25:55.556
10	A	1:29.580	32.616	25.798	31.166	95.4	24:06.172	13	A	1:21.394	30.265	25.754	25.375	105.0	27:16.950
11	A	1:19.766	29.600	25.297	24.869	107.1	25:25.938	14	A	1:20.631	29.937	25.662	25.032	105.9	28:37.581
12	A	1:25.320	32.836	26.439	26.045	100.1	26:51.258	15	A	1:20.468	29.967	25.385	25.116	106.2	29:58.049
13	A	1:19.212	29.172	25.244	24.796	107.8	28:10.470	16	A	1:20.149	29.615	25.546	24.988	106.6	31:18.198
14	A	1:30.809	32.302	29.197	29.310	94.1	29:41.279	17	B	5:59.334	30.627	26.078	5:02.629	23.8	37:17.532
15	A	1:19.053	28.911	25.299	24.843	108.1	31:00.332	18	B	1:36.325	37.667	29.914	28.744	88.7	38:53.857
16	B	4:58.216	32.237	27.246	3:58.733	28.6	35:58.548	19	B	1:29.042	34.183	26.807	28.052	95.9	40:22.899
17	B	1:26.972	34.655	25.777	26.540	98.2	37:25.520	20	B	1:23.253	29.753	28.265	25.235	102.6	41:46.152
18	B	1:25.604	31.984	26.005	27.615	99.8	38:51.124	21	B	1:22.900	30.306	26.212	26.382	103.0	43:09.052
19	B	1:20.063	29.289	25.450	25.324	106.7	40:11.187	22	B	1:30.904	31.001	26.497	33.406	94.0	44:39.956
20	B	1:25.810	31.304	26.818	27.688	99.6	41:36.997	23	B	1:25.592	30.051	27.062	28.479	99.8	46:05.548
21	B	1:19.770	29.219	25.742	24.809	107.1	42:56.767								
22	B	1:25.023	33.158	26.316	25.549	100.5	44:21.790								
23	B	1:23.052	30.137	26.424	26.491	102.9	45:44.842								
<b>2 Sam BIRD</b> GBR															
DS Virgin Racing DS Virgin DSV-03															
1	A	1:51.291	50.859	29.845	30.587	45.2	1:51.291	4	A	1:31.492	36.529	26.965	27.998	93.4	10:05.716
2	B	5:19.255	33.053	27.740	4:18.462	26.8	7:10.546	5	A	1:22.207	30.000	26.131	26.076	103.9	11:27.923
3	B	1:33.480	36.062	28.064	29.354	91.4	8:44.026	6	A	1:21.591	30.041	26.064	25.486	104.7	12:49.514
4	B	1:22.925	30.571	26.661	25.693	103.0	10:06.951	7	A	1:23.676	29.421	25.951	28.304	102.1	14:13.190
5	B	1:21.486	29.990	26.063	25.433	104.8	11:28.437	8	A	1:32.619	29.509	25.799	37.311	92.2	15:45.809
6	B	1:25.330	32.557	26.607	26.166	100.1	12:53.767	9	A	1:20.432	29.281	25.758	25.393	106.2	17:06.241
7	B	1:27.564	29.332	25.662	32.570	97.6	14:21.331	10	A	1:20.560	29.512	25.785	25.263	106.0	18:26.801
8	B	6:59.936	36.817	30.851	5:52.268	20.3	21:21.267	11	A	1:25.070	29.415	29.360	26.295	100.4	19:51.871
9	B	1:29.020	35.915	26.732	26.373	96.0	22:50.287	12	A	1:20.124	29.271	25.740	25.113	106.6	21:11.995
10	B	1:20.626	29.498	25.641	25.487	106.0	24:10.913	13	A	1:23.969	31.544	26.632	25.793	101.7	22:35.964
11	B	1:21.196	29.532	26.067	25.597	105.2	25:32.109	14	A	1:19.965	29.212	25.563	25.190	106.8	23:55.929
12	B	1:20.207	29.367	25.645	25.195	106.5	26:52.316	15	A	1:25.329	31.217	27.611	26.501	100.1	25:21.258
13	B	1:22.188	30.717	25.769	25.702	103.9	28:14.504	16	A	1:20.434	29.622	25.612	25.200	106.2	26:41.692
14	B	1:19.890	29.406	25.399	25.085	106.9	29:34.394	17	A	1:22.908	29.517	26.508	26.883	103.0	28:04.600
15	A	5:57.456	30.629	25.946	5:00.881	23.9	35:31.850	18	A	1:20.654	30.096	25.246	25.312	105.9	29:25.254
16	A	1:29.458	32.991	28.404	28.063	95.5	37:01.308	19	B	5:10.047	31.830	29.864	4:08.353	27.6	34:35.301
17	A	1:23.461	30.391	26.588	26.482	102.4	38:24.769	20	B	1:34.405	35.696	28.372	30.337	90.5	36:09.706
18	A	1:19.906	29.368	25.623	24.915	106.9	39:44.675	21	B	1:35.201	30.371	34.034	30.796	89.7	37:44.907
19	A	1:28.485	34.554	27.076	26.855	96.5	41:13.160	22	B	1:20.656	29.868	25.902	24.886	105.9	39:05.563
20	A	1:21.901	30.024	26.182	25.695	104.3	42:35.061	23	B	1:27.728	32.978	28.257	26.493	97.4	40:33.291
21	A	1:21.805	30.287	25.997	25.521	104.4	43:56.866	24	B	2:21.701	30.179	27.473	27.385	100.5	44:54.992
22	A	1:23.509	30.077	27.039	26.393	102.3	45:20.375	25	B	1:25.037	30.179	27.473	27.385	100.5	46:20.029
								26	B	1:21.149	29.733	26.178	25.238	105.3	45:41.178
<b>3 Nelson PIQUET</b> BRA															
Panasonic Jaguar Racing Jaguar I-Type II															
1	A	5:31.477	4:30.755	31.390	29.332	15.2	5:31.477	4	A	1:22.998	30.564	26.749	25.685	102.9	6:19.332
2	A	1:27.437	32.592	27.208	27.637	97.7	6:58.914	5	A	5:55.168	30.982	25.896	4:58.290	24.1	12:14.500
3	A	1:24.069	31.520	26.339	26.210	101.6	8:22.983								
<b>4 Tom DILLMANN</b> FRA															
Venturi Formula E Team Venturi VM200-FE-03															
1	B	2:16.576	1:16.624	27.535	32.417	36.8	2:16.576	4	A	1:31.492	36.529	26.965	27.998	93.4	10:05.716
2	B	1:25.029	30.384	28.112	26.533	100.5	3:41.605	5	A	1:22.207	30.000	26.131	26.076	103.9	11:27.923
3	A	4:52.619	30.906	26.953	3:54.760	29.2	8:34.224	6	A	1:21.591	30.041	26.064	25.486	104.7	12:49.514
4	A	1:31.492	36.529	26.965	27.998	93.4	10:05.716	7	A	1:23.676	29.421	25.951	28.304	102.1	14:13.190
5	A	1:22.207	30.000	26.131	26.076	103.9	11:27.923	8	A	1:32.619	29.509	25.799	37.311	92.2	15:45.809
6	A	1:21.591	30.041	26.064	25.486	104.7	12:49.514	9	A	1:20.432	29.281	25.758	25.393	106.2	17:06.241
7	A	1:23.676	29.421	25.951	28.304	102.1	14:13.190	10	A	1:20.560	29.512	25.785	25.263	106.0	18:26.801
8	A	1:32.619	29.509	25.799	37.311	92.2	15:45.809	11	A	1:25.070	29.415	29.360	26.295	100.4	19:51.871
9	A	1:20.432	29.281	25.758	25.393	106.2	17:06.241	12	A	1:20.124	29.271	25.740	25.113	106.6	21:11.995
10	A	1:20.560	29.512	25.785	25.263	106.0	18:26.801	13	A	1:23.969	31.544	26.632	25.793	101.7	22:35.964
11	A	1:25.070	29.415	29.360	26.295	100.4	19:51.871	14	A	1:19.965	29.212	25.563	25.190	106.8	23:55.929
12	A	1:20.124	29.271	25.740	25.113	106.6	21:11.995	15	A	1:25.329	31.217	27.611	26.501	100.1	25:21.258
13	A	1:23.969	31.544	26.632	25.793	101.7	22:35.964	16	A	1:20.434	29.622	25.612	25.200	106.2	26:41.692
14	A	1:19.965	29.212	25.563	25.190	106.8	23:55.929	17	A	1:22.908	29.517	26.508	26.883	103.0	28:04.600
15	A	1:25.329	31.217	27.611	26.501	100.1	25:21.258	18	A	1:20.654	30.096	25.246	25.312	105.9	29:25.254
16	A	1:20.434	29.622	25.612	25.200	106.2	26:41.692	19	B	5:10.047	31.830	29.864	4:08.353	27.6	34:35.301
17	A	1:22.908	29.517	26.508	26.883	103.0	28:04.600	20	B	1:34.405	35.696	28.372	30.337	90.5	36:09.706
18	A	1:20.654	30.096	25.246	25.312	105.9	29:25.254	21	B	1:35.201	30.371	34.034	30.796	89.7	37:44.907
19	B	5:10.047	31.830	29.864	4:08.353	27.6	34:35.301	22	B	1:20.656	29.868	25.902	24.886	105.9	39:05.563
20	B	1:34.405	35.696	28.372	30.337	90.5	36:09.706	23	B	1:27.728	32.978	28.257	26.493	97.4	40:33.291
21	B	1:35.201	30.371	34.034	30.796	89.7	37:44.907	24	B	2:21.701	30.179	27.473	27.385		



FIA FORMULA E  
CHAMPIONSHIP  
2017-18



# ABB FIA Formula E Championship

## Round 12 - New York City ePrix

### Non Qualifying Practice 3

### Analysis

Official Timekeeper TAG Heuer

Lap	Time	Sector 1	Sector 2	Sector 3	Kph	Elapsed	Lap	Time	Sector 1	Sector 2	Sector 3	Kph	Elapsed
6	A 1:32.492	36.175	27.812	28.505	92.4	13:46.992	10	A 1:23.830	31.246	26.354	26.230	101.9	19:53.378
7	A 1:26.624	30.896	26.112	29.616	98.6	15:13.616	11	A 1:22.368	30.595	26.238	25.535	103.7	21:15.746
8	A 1:20.918	30.218	25.521	25.179	105.6	16:34.534	12	A 1:21.522	30.084	25.933	25.505	104.8	22:37.268
9	A 1:21.335	29.913	25.717	25.705	105.0	17:55.869	13	A 5:09.404 B	29.883	25.850	4:13.671	27.6	27:46.672
10	A 1:20.180	29.582	25.426	25.172	106.5	19:16.049	14	A 1:27.387	34.266	26.283	26.838	97.8	29:14.059
11	A 1:25.666	30.567	27.932	27.167	99.7	20:41.715	15	A 1:21.399	30.339	25.803	25.257	104.9	30:35.458
12	A 1:29.110	29.660	31.993	27.457	95.9	22:10.825	16	A 1:21.636	30.188	25.795	25.653	104.6	31:57.094
13	A 1:20.841	30.045	25.483	25.313	105.7	23:31.666	17	A 1:24.120	30.315	25.679	28.126	101.6	33:21.214
14	A 1:20.780	29.691	25.703	25.386	105.8	24:52.446	18	B 4:48.957 B	29.876	25.573	3:53.508	29.6	38:10.171
15	A 1:19.913	29.595	25.310	25.008	106.9	26:12.359	19	B 1:27.472	33.397	26.616	27.459	97.7	39:37.643
16	A 1:32.722	34.727	29.959	28.036	92.1	27:45.081	20	B 1:25.980	31.351	26.546	28.083	99.4	41:03.623
17	A 1:23.767	30.874	26.473	26.420	102.0	29:08.848	21	B 1:24.820	31.020	26.765	27.035	100.7	42:28.443
18	A 1:23.329	30.330	26.929	26.070	102.5	30:32.177	22	B 1:21.662	29.991	26.100	25.571	104.6	43:50.105
19	A 1:22.521	30.143	25.925	26.453	103.5	31:54.698	23	B 1:21.797	30.204	26.221	25.372	104.4	45:11.902
20	A 1:22.442	30.408	25.931	26.103	103.6	33:17.140							
21	A 1:30.707	32.407	29.535	28.765	94.2	34:47.847							
22	B 3:45.908 B	30.384	26.016	2:49.508	37.8	38:33.755							
23	B 1:30.572	35.302	27.008	28.262	94.3	40:04.327							
24	B 1:27.887	31.026	27.194	29.667	97.2	41:32.214							
25	B 1:23.276	30.339	26.017	26.920	102.6	42:55.490							
26	B 1:36.326	36.248	29.610	30.468	88.7	44:31.816							
27	B 1:23.409	30.677	26.413	26.319	102.4	45:55.225							

6		José Maria LOPEZ		ARG		
DRAGON				PENSKE EV-2		
1	B 9:40.596	8:38.235	33.033	29.328	8.7	9:40.596
2	B 1:26.379	32.543	27.246	26.590	98.9	11:06.975
3	B 1:23.366	30.918	26.462	25.986	102.5	12:30.341
4	B 1:23.386	30.882	26.738	25.766	102.4	13:53.727
5	B 1:23.451	30.758	26.930	25.763	102.4	15:17.178
6	B 1:21.319	30.129	25.941	25.249	105.1	16:38.497
7	B 4:29.025 B	30.170	29.902	3:28.953	31.8	21:07.522
8	B 1:32.808	40.091	26.153	26.564	92.0	22:40.330
9	B 1:21.775	30.288	26.021	25.466	104.5	24:02.105
10	B 1:21.109	30.346	25.599	25.164	105.3	25:23.214
11	B 1:20.599	29.958	25.558	25.083	106.0	26:43.813
12	B 1:24.520	30.753	27.459	26.308	101.1	28:08.333
13	B 1:20.519	29.983	25.466	25.070	106.1	29:28.852
14	A 6:41.287 B	32.997	25.676	5:42.614	21.3	36:10.139
15	A 1:48.651	42.724	36.445	29.482	78.6	37:58.790
16	A 1:36.151	34.718	27.862	33.571	88.8	39:34.941
17	A 1:24.649	31.706	26.577	26.366	100.9	40:59.590
18	A 1:23.581	31.168	26.278	26.135	102.2	42:23.171
19	A 1:22.370	30.151	26.264	25.955	103.7	43:45.541
20	A 1:23.282	30.116	27.849	25.317	102.6	45:08.823

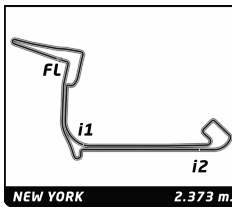
7		Jérôme D'AMBROSIO		BEL		
DRAGON				PENSKE EV-2		
1	B 4:19.202	3:20.686	28.848	29.668	19.4	4:19.202
2	B 1:28.290	32.708	27.543	28.039	96.8	5:47.492
3	B 1:24.971	31.295	27.167	26.509	100.5	7:12.463
4	B 1:25.965	31.996	27.238	26.731	99.4	8:38.428
5	B 1:23.488	30.568	26.842	26.078	102.3	10:01.916
6	B 1:22.254	30.324	26.317	25.613	103.9	11:24.170
7	A 3:53.483 B	31.328	30.768	2:51.387	36.6	15:17.653
8	A 1:41.128	42.324	28.374	30.430	84.5	16:58.781
9	A 1:30.767	34.195	27.943	28.629	94.1	18:29.548

8		Nicolas PROST		FRA		
Renault e.dams				Renault Z.E. 17		
1	B 1:42.431	46.167	28.595	27.669	49.1	1:42.431
2	A 6:25.591 B	31.949	27.016	5:26.626	22.2	8:08.022
3	A 1:37.568	41.073	28.952	27.543	87.6	9:45.590
4	A 1:24.645	31.107	27.157	26.381	100.9	11:10.235
5	A 1:22.970	30.702	26.327	25.941	103.0	12:33.205
6	A 1:32.549	30.274	27.577	34.698	92.3	14:05.754
7	A 1:21.171	30.040	25.756	25.375	105.2	15:26.925
8	A 1:20.913	29.854	25.762	25.297	105.6	16:47.838
9	A 5:50.878 B	29.847	27.107	4:53.924	24.3	22:38.716
10	A 1:39.351	36.709	33.965	28.677	86.0	24:18.067
11	A 1:21.597	30.440	25.745	25.412	104.7	25:39.664
12	A 1:25.669	29.715	27.703	28.251	99.7	27:05.333
13	A 1:20.457	29.774	25.405	25.278	106.2	28:25.790
14	A 1:20.379	29.568	25.547	25.264	106.3	29:46.169
15	A 1:19.944	29.662	25.452	24.830	106.9	31:06.113
16	A 1:20.399	29.519	25.641	25.239	106.3	32:26.512
17	B 7:16.860 B	30.916	26.367	6:19.577	19.6	39:43.372
18	B 1:27.583	35.002	26.667	25.914	97.5	41:10.955
19	B 1:22.328	30.025	25.629	26.674	103.8	42:33.283
20	B 1:20.072	29.388	25.709	24.975	106.7	43:53.355
21	B 1:25.340	32.605	27.244	25.491	100.1	45:18.695

9		Sébastien BUEMI		CHE		
Renault e.dams				Renault Z.E. 17		
1	A 1:38.246	42.458	28.403	27.385	51.2	1:38.246
2	B 5:22.908 B	30.921	26.963	4:25.024	26.5	7:01.154
3	B 1:39.792	42.200	29.458	28.134	85.6	8:40.946
4	B 1:32.461	32.512	32.133	27.816	92.4	10:13.407
5	B 1:22.021	30.297	26.039	25.685	104.2	11:35.428
6	B 1:20.230	29.713	25.466	25.051	106.5	12:55.658
7	B 1:40.574	37.283	35.462	27.829	84.9	14:36.232
8	B 1:29.163	29.760	25.590	33.813	95.8	16:05.395
9	B 1:20.039	29.661	25.496	24.882	106.7	17:25.434
10	B 1:19.411	29.353	25.200	24.858	107.6	18:44.845
11	B 4:51.056 B	33.739	27.995	3:49.322	29.4	23:35.901
12	B 1:33.816	34.270	26.536	33.010	91.1	25:09.717
13	B 1:19.588	29.417	25.336	24.835	107.3	26:29.305
14	B 1:19.052	29.182	25.038	24.832	108.1	27:48.357
15	B 1:44.822	31.557	31.041	42.224	81.5	29:33.179
16	A 5:39.553 B	29.300	26.873	4:43.380	25.2	35:12.732



FIA FORMULA E  
CHAMPIONSHIP  
2017-18



# ABB FIA Formula E Championship

## Round 12 - New York City ePrix

### Non Qualifying Practice 3

### Analysis

Official Timekeeper TAG Heuer

Lap	Time	Sector 1	Sector 2	Sector 3	Kph	Elapsed
17	A 1:28.694	35.135	26.982	26.577	96.3	36:41.426
18	A 1:28.239	31.849	28.243	28.147	96.8	38:09.665
19	A 1:20.182	29.133	26.365	24.684	106.5	39:29.847
20	A 1:55.712	44.422	40.065	31.225	73.8	41:25.559
21	A 1:27.937	29.335	27.992	30.610	97.1	42:53.496
22	A 1:20.776	29.211	26.428	25.137	105.8	44:14.272
23	A 1:32.392	30.144	31.046	31.202	92.5	45:46.664

### 16 MA Qing Hua CHN

NIO Formula E Team NextEV NIO Sport 003

1	A 4:08.746	3:02.192	33.795	32.759	20.2	4:08.746
2	A 1:30.280	34.038	28.485	27.757	94.6	5:39.026
3	A 1:27.911	32.765	27.838	27.308	97.2	7:06.937
4	A 1:25.984	31.839	27.107	27.038	99.4	8:32.921
5	A 1:25.105	31.283	26.949	26.873	100.4	9:58.026
6	A 1:24.841	31.458	26.830	26.553	100.7	11:22.867
7	A 1:23.208	30.561	26.542	26.105	102.7	12:46.075
8	A 1:24.325	31.064	26.797	26.464	101.3	14:10.400
9	A 1:23.423	31.010	26.248	26.165	102.4	15:33.823
10	A 1:23.553	30.901	26.437	26.215	102.2	16:57.376
11	A 1:50.563	34.218	38.682	37.663	77.3	18:47.939
12	A 1:30.072	33.312	29.030	27.730	94.8	20:18.011
13	A 1:23.307	30.615	26.412	26.280	102.5	21:41.318
14	B 8:41.992	33.506	27.197	7:41.289	16.4	30:23.310
15	B 1:41.507	41.882	30.765	28.860	84.2	32:04.817
16	B 1:35.939	34.452	33.860	27.627	89.0	33:40.756
17	B 1:22.140	29.859	25.639	26.642	104.0	35:02.896
18	B 1:29.694	35.129	27.327	27.238	95.2	36:32.590
19	B 1:23.513	30.012	25.507	27.994	102.3	37:56.103
20	B 1:30.148	34.019	28.936	27.193	94.8	39:26.251
21	B 1:22.272	30.471	26.043	25.758	103.8	40:48.523

### 18 André LOTTERER DEU

TECHEETAH Renault Z.E. 17

1	A 2:32.450	1:36.235	28.471	27.744	33.0	2:32.450
2	A 1:25.384	31.265	27.646	26.473	100.1	3:57.834
3	A 1:23.515	31.485	26.309	25.721	102.3	5:21.349
4	A 1:21.999	30.329	26.091	25.579	104.2	6:43.348
5	A 1:21.477	30.016	25.982	25.479	104.8	8:04.825
6	A 5:51.297	31.859	28.647	4:50.791	24.3	13:56.122
7	A 1:26.163	34.554	26.069	25.540	99.1	15:22.285
8	A 1:22.367	30.439	25.820	26.108	103.7	16:44.652
9	A 1:20.943	29.792	25.793	25.358	105.5	18:05.595
10	A 1:20.370	29.570	25.628	25.172	106.3	19:25.965
11	A 1:21.101	29.945	25.683	25.473	105.3	20:47.066
12	A 1:19.679	29.287	25.324	25.068	107.2	22:06.745
13	A 5:45.952	30.202	26.040	4:49.710	24.7	27:52.697
14	A 1:31.951	35.696	26.887	29.368	92.9	29:24.648
15	A 1:22.795	29.468	27.700	25.627	103.2	30:47.443
16	A 1:19.516	29.180	25.347	24.989	107.4	32:06.959
17	B 5:07.169	29.738	26.027	4:11.404	27.8	37:14.128
18	B 1:28.633	34.353	26.621	27.659	96.4	38:42.761
19	B 1:33.317	33.414	29.329	30.574	91.5	40:16.078
20	B 1:21.825	30.361	25.970	25.494	104.4	41:37.903
21	B 1:26.035	30.918	26.287	28.830	99.3	43:03.938
22	B 1:21.282	29.627	26.605	25.050	105.1	44:25.220
23	B 1:24.689	31.106	27.007	26.576	100.9	45:49.909

200KW Personal Best Session Best B Crossing the finish line in pit lane

Lap	Time	Sector 1	Sector 2	Sector 3	Kph	Elapsed
19	Felix ROSENQVIST SWE	Mahindra Racing Mahindra M4Electro				
1	B 3:34.170	2:36.200	28.500	29.470	23.5	3:34.170
2	B 1:24.016	31.080	26.562	26.374	101.7	4:58.186
3	B 1:23.762	30.717	26.963	26.082	102.0	6:21.948
4	B 1:21.603	29.986	26.253	25.364	104.7	7:43.551
5	B 1:20.873	29.825	25.897	25.151	105.6	9:04.424
6	B 1:23.114	29.975	26.544	26.595	102.8	10:27.538
7	B 1:20.564	29.295	26.244	25.025	106.0	11:48.102
8	B 1:34.430	36.256	28.072	30.102	90.5	13:22.532
9	B 1:29.503	37.974	26.270	25.259	95.4	14:52.035
10	B 1:20.212	29.417	25.676	25.119	106.5	16:12.247
11	B 3:06.906	31.026	26.293	2:09.587	45.7	19:19.153
12	B 1:24.485	33.798	25.526	25.161	101.1	20:43.638
13	B 1:20.450	29.711	25.617	25.122	106.2	22:04.088
14	B 1:19.695	29.296	25.239	25.160	107.2	23:23.783
15	A 6:35.411	34.431	33.133	5:27.847	21.6	29:59.194
16	A 1:36.321	34.461	28.602	33.258	88.7	31:35.515
17	A 1:25.069	29.965	25.407	29.697	100.4	33:00.584
18	A 1:20.207	29.296	26.368	24.543	106.5	34:20.791
19	A 1:28.331	30.675	25.610	32.046	96.7	35:49.122

### 20 Mitch EVANS NZL

Panasonic Jaguar Racing Jaguar I-Type II

1	B 2:34.389	1:37.792	28.679	27.918	32.6	2:34.389
2	B 1:27.266	32.129	27.917	27.220	97.9	4:01.655
3	B 1:24.996	31.121	27.319	26.556	100.5	5:26.651
4	B 1:24.383	31.151	26.665	26.567	101.2	6:51.034
5	B 1:22.971	30.450	26.294	26.227	103.0	8:14.005
6	B 1:23.042	30.398	26.461	26.183	102.9	9:37.047
7	B 1:21.805	30.251	26.048	25.506	104.4	10:58.852
8	B 1:21.734	30.172	26.058	25.504	104.5	12:20.586
9	B 1:40.973	34.470	37.445	29.058	84.6	14:01.559
10	B 1:21.282	29.892	25.994	25.396	105.1	15:22.841
11	B 5:26.232	33.012	29.255	4:23.965	26.2	20:49.073
12	B 1:32.509	39.126	27.437	25.946	92.3	22:21.582
13	B 1:21.385	30.133	25.840	25.412	105.0	23:42.967
14	B 1:20.387	29.548	25.687	25.152	106.3	25:03.354
15	B 1:19.675	29.513	25.264	24.898	107.2	26:23.029
16	A 3:19.143	31.079	26.963	2:21.101	42.9	29:42.172
17	A 1:39.738	40.373	28.544	30.821	85.7	31:21.910
18	A 1:25.958	33.108	27.568	25.282	99.4	32:47.868
19	A 1:18.796	29.202	25.035	24.559	108.4	34:06.664
20	A 1:26.002	32.994	27.313	25.695	99.3	35:32.666
21	A 1:19.000	29.414	25.069	24.517	108.1	36:51.666
22	A 1:26.034	32.697	27.387	25.950	99.3	38:17.700
23	A 5:09.821	30.059	26.295	4:13.467	27.6	43:27.521
24	A 1:37.721	38.863	27.974	30.884	87.4	45:05.242

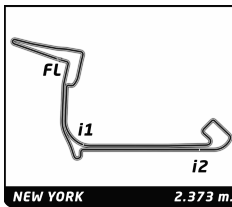
### 23 Nick HEIDFELD DEU

Mahindra Racing Mahindra M4Electro

1	A 3:49.382	2:40.023	30.148	39.211	21.9	3:49.382
2	A 1:24.918	31.836	26.834	26.248	100.6	5:14.300
3	A 1:23.344	30.990	26.242	26.112	102.5	6:37.644
4	A 1:34.027	30.407	26.310	37.310	90.9	8:11.671
5	A 1:21.963	30.129	26.277	25.557	104.2	9:33.634



FIA FORMULA E  
CHAMPIONSHIP  
2017-18



# ABB FIA Formula E Championship

## Round 12 - New York City ePrix

### Non Qualifying Practice 3

### Analysis

Official Timekeeper TAGHeuer

Lap	Time	Sector 1	Sector 2	Sector 3	Kph	Elapsed
6 A	1:31.514	30.231	29.309	31.974	93.3	11:05.148
7 A	<b>1:20.680</b>	<b>29.699</b>	<b>25.669</b>	<b>25.312</b>	105.9	12:25.828
8 B	7:37.866 <b>B</b>	31.788	27.047	6:39.031	18.7	20:03.694
9 B	1:39.975	39.657	29.682	30.636	85.4	21:43.669
10 B	1:29.808	33.105	27.066	29.637	95.1	23:13.477
11 B	1:25.964	31.153	26.827	27.984	99.4	24:39.441
12 B	9:35.981 <b>B</b>	30.432	29.158	8:36.391	14.8	34:15.422
13 B	1:36.624	38.047	27.148	31.429	88.4	35:52.046
14 B	1:27.191	31.059	26.821	29.311	98.0	37:19.237
15 B	1:26.253	32.250	27.125	26.878	99.0	38:45.490
16 B	1:27.916	31.411	27.725	28.780	97.2	40:13.406
17 B	1:30.243	34.010	28.207	28.026	94.7	41:43.649
18 B	1:24.969	31.604	26.925	26.440	100.5	43:08.618
19 B	1:26.029	30.867	26.680	28.482	99.3	44:34.647
20 B	1:26.942	31.195	27.635	28.112	98.3	46:01.589

25		Jean-Eric VERGNE		FRA		
		TECHEETAH		Renault Z.E. 17		
1 A	3:41.258	2:38.703	30.259	32.296	22.7	3:41.258
2 A	1:30.256	33.812	29.779	26.665	94.7	5:11.514
3 A	1:22.898	30.673	26.503	25.722	103.1	6:34.412
4 A	1:21.843	30.194	26.171	25.478	104.4	7:56.255
5 A	5:01.224 <b>B</b>	32.150	27.572	4:01.502	28.4	12:57.479
6 A	1:33.218	38.288	26.676	28.254	91.6	14:30.697
7 A	1:24.208	30.064	27.453	26.691	101.4	15:54.905
8 A	1:20.932	29.488	26.082	25.362	105.6	17:15.837
9 A	1:28.084	35.186	26.991	25.907	97.0	18:43.921
10 A	1:20.645	29.717	25.695	25.233	105.9	20:04.566
11 A	1:20.045	<b>29.294</b>	25.634	25.117	106.7	21:24.611
12 A	1:23.047	30.545	26.085	26.417	102.9	22:47.658
13 A	1:27.675	29.476	25.417	32.782	97.4	24:15.333
14 A	1:19.799	29.336	25.364	25.099	107.1	25:35.132
15 A	1:34.538	32.093	32.910	29.535	90.4	27:09.670
16 A	<b>1:19.590</b>	29.343	<b>25.325</b>	<b>24.922</b>	107.3	28:29.260
17 B	6:01.351 <b>B</b>	31.620	27.642	5:02.089	23.6	34:30.611
18 B	1:34.069	38.478	27.649	27.942	90.8	36:04.680
19 B	1:56.423 <b>B</b>	30.996	28.389	57.038	73.4	38:01.103
20 B	1:31.840	35.489	30.420	25.931	93.0	39:32.943
21 B	1:22.127	30.095	25.911	26.121	104.0	40:55.070
22 B	1:23.497	30.519	27.467	25.511	102.3	42:18.567
23 B	2:10.309 <b>B</b>	29.935	33.939	1:06.435	65.6	44:28.876
24 B	1:29.448	35.871	26.563	27.014	95.5	45:58.324

27		Stéphane SARRAZIN		FRA		
		Andretti Formula E		Andretti ATEC-03		
1 A	3:28.814	2:27.748	29.787	31.279	24.1	3:28.814
2 A	1:27.130	32.042	27.714	27.374	98.0	4:55.944
3 A	1:27.403	32.486	28.077	26.840	97.7	6:23.347
4 A	1:23.189	30.419	26.604	26.166	102.7	7:46.536
5 A	1:22.071	30.278	26.010	25.783	104.1	9:08.607
6 A	1:21.862	30.087	26.076	25.699	104.4	10:30.469
7 A	1:21.334	30.050	25.795	25.489	105.0	11:51.803
8 A	4:38.954 <b>B</b>	29.875	25.889	3:43.190	30.6	16:30.757
9 A	1:36.527	39.303	28.416	28.808	88.5	18:07.284
10 A	1:22.286	30.518	26.031	25.737	103.8	19:29.570
11 A	1:21.954	30.034	26.078	25.842	104.2	20:51.524
12 A	1:21.052	29.762	25.708	25.582	105.4	22:12.576

Lap	Time	Sector 1	Sector 2	Sector 3	Kph	Elapsed
13 A	1:21.012	29.894	25.703	25.415	105.5	23:33.588
14 A	1:20.294	29.703	25.390	25.201	106.4	24:53.882
15 B	4:28.980 <b>B</b>	29.968	25.666	3:33.346	31.8	29:22.862
16 B	1:28.124	35.083	26.698	26.343	96.9	30:50.986
17 B	1:21.686	30.216	25.733	25.737	104.6	32:12.672
18 B	<b>1:19.472</b>	29.398	<b>25.189</b>	<b>24.885</b>	107.5	33:32.144
19 B	1:21.549	30.208	25.710	25.631	104.8	34:53.693
20 B	1:19.625	<b>29.328</b>	25.306	24.991	107.3	36:13.318

28		Antonio Felix DA COSTA		PRT		
		Andretti Formula E		Andretti ATEC-03		
1 B	4:12.076	3:14.634	28.215	29.227	19.9	4:12.076
2 B	1:23.564	31.357	26.775	25.432	102.2	5:35.640
3 B	1:21.543	30.102	26.118	25.323	104.8	6:57.183
4 B	3:38.494 <b>B</b>	30.110	26.291	2:42.093	39.1	10:35.677
5 B	1:28.852	35.327	27.322	26.203	96.1	12:04.529
6 B	1:21.526	30.261	25.778	25.487	104.8	13:26.055
7 B	1:20.923	29.693	26.263	24.967	105.6	14:46.978
8 B	1:20.264	29.701	25.603	24.960	106.4	16:07.242
9 A	4:54.550 <b>B</b>	29.696	28.259	3:56.595	29.0	21:01.792
10 A	1:30.202	35.442	27.618	27.142	94.7	22:31.994
11 A	1:20.123	29.679	25.545	24.899	106.6	23:52.117
12 A	1:19.165	29.180	25.484	24.501	107.9	25:11.282
13 A	1:25.212	31.669	28.440	25.103	100.3	26:36.494
14 A	<b>1:18.970</b>	<b>29.131</b>	<b>25.389</b>	<b>24.450</b>	108.2	27:55.464

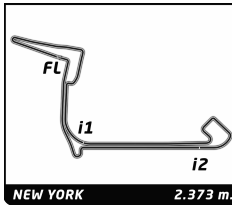
36		Alex LYNN		GBR		
		DS Virgin Racing		DS Virgin DSV-03		
1 B	1:59.708	56.997	31.448	31.263	42.0	1:59.708
2 B	1:26.767	33.155	26.656	26.956	98.5	3:26.475
3 B	1:23.053	31.115	26.211	25.727	102.9	4:49.528
4 B	1:42.058	36.584	34.022	31.452	83.7	6:31.586
5 B	1:28.881	30.456	31.143	27.282	96.1	8:00.467
6 B	1:30.386	33.113	30.068	27.205	94.5	9:30.853
7 B	1:21.887	30.204	26.075	25.608	104.3	10:52.740
8 B	7:42.248 <b>B</b>	32.822	26.410	6:43.016	18.5	18:34.988
9 B	1:36.104	38.014	29.484	28.606	88.9	20:11.092
10 B	1:27.462	31.486	27.851	28.125	97.7	21:38.554
11 B	1:21.210	30.230	25.653	25.327	105.2	22:59.764
12 B	<b>1:20.480</b>	29.876	<b>25.459</b>	<b>25.145</b>	106.1	24:20.244
13 B	1:28.761	34.334	27.910	26.517	96.2	25:49.005
14 A	10:27.370 <b>B</b>	<b>29.758</b>	28.507	9:29.105	13.6	36:16.375
15 A	1:33.530	37.434	27.469	28.627	91.3	37:49.905
16 A	1:24.276	30.144	28.027	26.105	101.4	39:14.181
17 A	1:21.431	29.789	25.975	25.667	104.9	40:35.612
18 A	1:29.104	34.996	27.686	26.422	95.9	42:04.716
19 A	1:23.519	29.788	27.243	26.488	102.3	43:28.235
20 A	1:21.791	30.166	25.907	25.718	104.4	44:50.026
21 A	1:31.318	32.098	29.942	29.278	93.6	46:21.344

66		Daniel ABT		DEU		
		Audi Sport ABT Schaeffler		Audi e-tron FE04		
1 B	1:47.731	47.598	28.364	31.769	46.6	1:47.731
2 B	1:23.950	31.501	26.618	25.831	101.8	3:11.681
3 A	4:36.051 <b>B</b>	30.935	27.506	3:37.610	30.9	7:47.732
4 A	1:40.066	43.600	28.532	27.934	85.4	9:27.798
5 A	1:23.533	31.204	26.572	25.757	102.3	10:51.331





FIA FORMULA E  
CHAMPIONSHIP  
2017-18



# ABB FIA Formula E Championship

## Round 12 - New York City ePrix

### Non Qualifying Practice 3

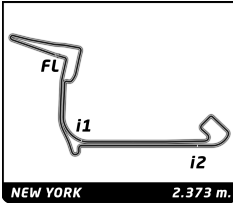
### Analysis

Official Timekeeper TAG Heuer

■ 200KW ■ Personal Best ■ Session Best ■ B Crossing the finish line in pit lane

Lap	Time	Sector 1	Sector 2	Sector 3	Kph	Elapsed	Lap	Time	Sector 1	Sector 2	Sector 3	Kph	Elapsed
6	A 1:21.255	30.111	25.901	25.243	105.1	12:12.586							
7	A 1:20.402	29.720	25.720	24.962	106.3	13:32.988							
8	A 1:25.927	29.888	25.682	30.357	99.4	14:58.915							
9	A 1:19.853	29.626	25.392	24.835	107.0	16:18.768							
10	A 1:19.687	29.602	25.331	24.754	107.2	17:38.455							
11	A 6:53.029 <b>B</b>	30.127	25.903	5:56.999	20.7	24:31.484							
12	A 1:30.428	35.062	26.450	28.916	94.5	26:01.912							
13	A 1:21.639	29.555	25.722	26.362	104.6	27:23.551							
14	A 1:19.252	29.295	25.406	24.551	107.8	28:42.803							
15	A 1:26.816	30.914	26.644	29.258	98.4	30:09.619							
16	A <span style="background-color: purple;">1:18.699</span>	<span style="background-color: green;">29.032</span>	<span style="background-color: green;">25.134</span>	<span style="background-color: green;">24.533</span>	108.6	31:28.318							
17	B 4:50.695 <b>B</b>	29.920	26.207	3:54.568	29.4	36:19.013							
18	B 1:36.044	37.791	29.474	28.779	88.9	37:55.057							
19	B 1:24.984 <span style="color: red;">■</span>	30.272	26.535	28.177	100.5	39:20.041							
20	B 1:19.899 <span style="color: red;">■</span>	29.300	25.478	25.121	106.9	40:39.940							
21	B 1:31.816 <span style="color: red;">■</span>	34.180	28.963	28.673	93.0	42:11.756							
22	B 2:35.706 <b>B</b> <span style="color: red;">■</span>	30.037	31.966	1:33.703	54.9	44:47.462							
23	B 1:36.390	39.736	28.398	28.256	88.6	46:23.852							

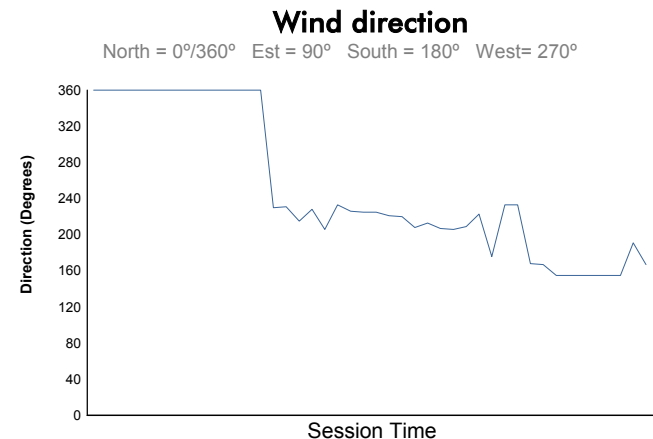
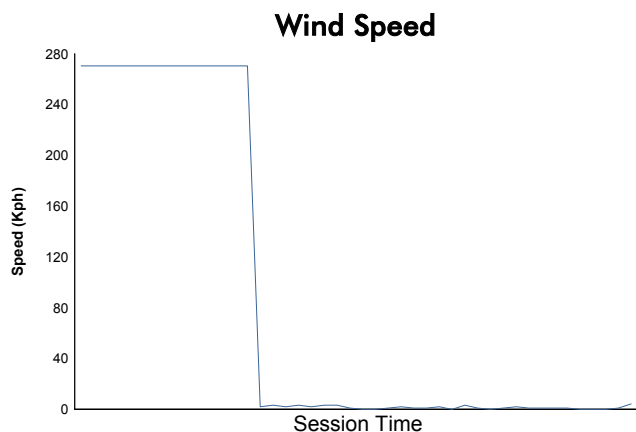
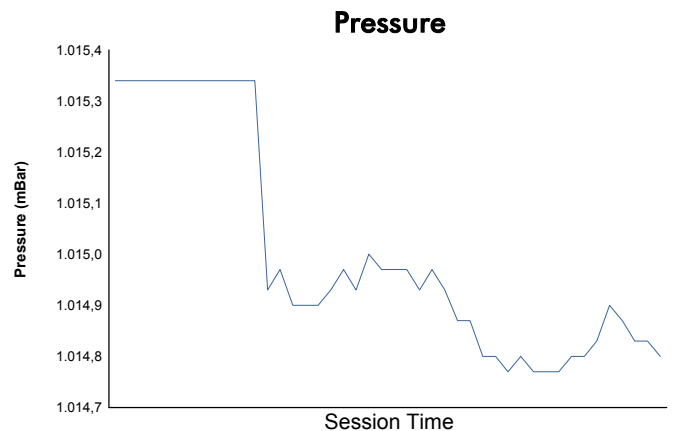
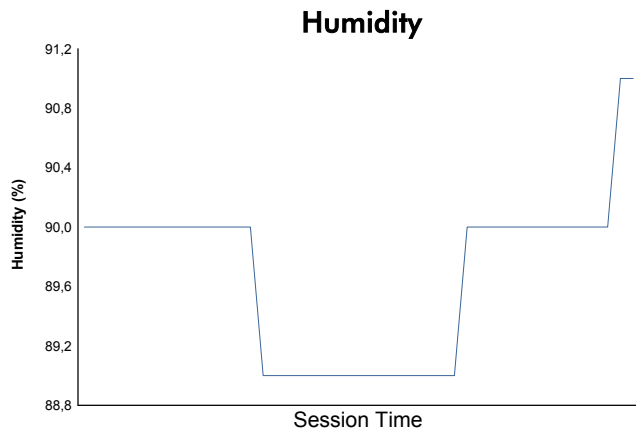
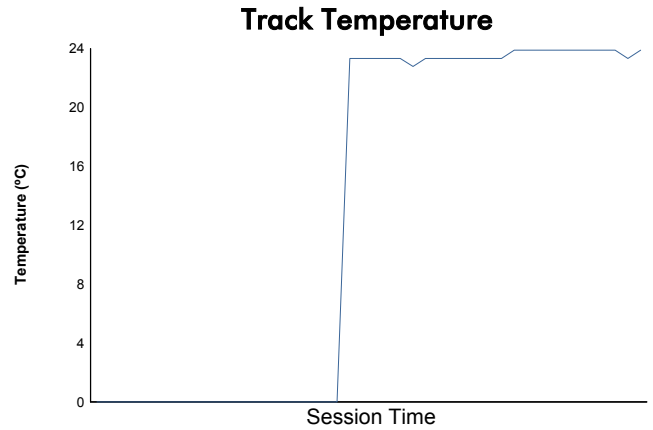
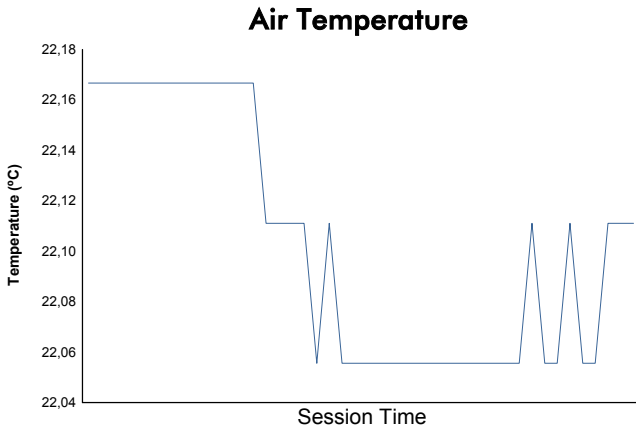
68	<b>Luca FILIPPI</b>			ITA		
	NIO Formula E Team			NextEV NIO Sport 003		
1	A 4:17.506	3:16.742	29.067	31.697	19.5	4:17.506
2	A 1:26.701	32.314	27.676	26.711	98.5	5:44.207
3	A 1:23.830	31.249	26.624	25.957	101.9	7:08.037
4	B 7:09.508 <b>B</b>	32.295	26.726	6:10.487	19.9	14:17.545
5	B 1:33.445	34.831	28.389	30.225	91.4	15:50.990
6	B 1:23.159 <span style="color: red;">■</span>	30.917	26.303	25.939	102.7	17:14.149
7	B <span style="background-color: green;">1:21.120</span> <span style="color: red;">■</span>	<span style="background-color: green;">29.954</span>	25.877	<span style="background-color: green;">25.289</span>	105.3	18:35.269
8	B 1:22.058 <span style="color: red;">■</span>	30.020	26.055	25.983	104.1	19:57.327
9	B 1:21.969	30.303	25.871	25.795	104.2	21:19.296
10	B 1:21.809	30.304	25.757	25.748	104.4	22:41.105
11	B 1:26.549	32.379	27.007	27.163	98.7	24:07.654
12	B 1:26.963	31.518	28.496	26.949	98.2	25:34.617
13	B 1:23.312	30.818	26.220	26.274	102.5	26:57.929
14	B 1:23.629	31.071	26.155	26.403	102.2	28:21.558
15	A 5:48.241 <b>B</b>	31.768	26.461	4:50.012	24.5	34:09.799
16	A 1:31.938	36.453	27.944	27.541	92.9	35:41.737
17	A 1:23.665 <span style="color: red;">■</span>	31.143	26.140	26.382	102.1	37:05.402
18	A 1:21.659 <span style="color: red;">■</span>	30.496	<span style="background-color: green;">25.708</span>	25.455	104.6	38:27.061
19	A 1:23.494 <span style="color: red;">■</span>	30.607	26.295	26.592	102.3	39:50.555
20	A 1:29.935	31.378	28.537	30.020	95.0	41:20.490
21	A 1:26.319	33.577	26.464	26.278	99.0	42:46.809
22	A 1:22.802	30.673	26.272	25.857	103.2	44:09.611
23	A 1:22.874	30.633	26.162	26.079	103.1	45:32.485



**Round 12 - New York City ePrix**  
**ABB FIA Formula E Championship**  
**Non Qualifying Practice 3**

**Weather Report**

Official Timekeeper 



Track Status: **WET**



Doc No.

Date:

Posted at:

## ABB FIA FORMULA E CHAMPIONSHIP

### Round 12 - New York City ePrix - Qualifying 2 Group 1

#### CLASSIFICATION

Official Timekeeper: TAG Heuer

POS	NO	DRIVER	NAT	TEAM	CAR	TIME	LAP	TOTAL	GAP	KPH
1	27	Stéphane SARRAZIN	FRA	Andretti Formula E	Andretti ATEC-03	1:19.017	3	3	-	108.1
2	4	Tom DILLMANN	FRA	Venturi Formula E Team	Venturi VM200-FE-03	1:19.365	3	3	+0.348	107.6
3	68	Luca FILIPPI	ITA	NIO Formula E Team	NextEV NIO Sport 003	1:19.454	3	3	+0.437	107.5
4	8	Nicolas PROST	FRA	Renault e.dams	Renault Z.E. 17	1:19.529	3	3	+0.512	107.4
5	16	MA Qing Hua	CHN	NIO Formula E Team	NextEV NIO Sport 003	1:26.086	2	3	+7.069	99.2

#### FASTEST LAP

27	S. SARRAZIN	FRA	Andretti Formula E	Andretti ATEC-03	1:19.017 on Lap 3	108.1 Kph
----	-------------	-----	--------------------	------------------	-------------------	-----------

Race Director:

Timekeeper

Series Partners:

Title Partner Global Partner Technical Partner Official Partners



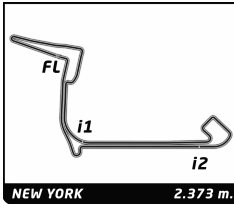
No part of these results/data may be reproduced, stored in a retrieval system or transmitted in any form or by any means electronic, mechanical, photocopying, recording, broadcasting or otherwise without prior permission of the copyright holder except for reproduction in local/national/international daily press and regular printed publications on sale to the public within 90 days of the event to which the results/data relate and provided that the copyright symbol appears together with the name of the copyright holder.

The FÉDÉRATION INTERNATIONALE DE L'AUTOMOBILE logo, FÉDÉRATION INTERNATIONALE DE L'AUTOMOBILE, FIA logo, FIA, FIA FORMULA-E CHAMPIONSHIP, FIA FORMULA-E CHAMPIONSHIP logo and related marks are protected trademarks of the Fédération Internationale de l'Automobile (FIA), Chemin de Blandonnet 2, 1214 Vernier, Switzerland.

©2017, Fédération Internationale de l'Automobile (FIA)



FIA FORMULA E  
CHAMPIONSHIP  
2017-18

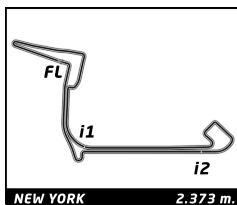


**ABB FIA Formula E Championship**  
Round 12 - New York City ePrix  
Qualifying 2 Group 1

**Best Sector Times**

Official Timekeeper TAG Heuer

SECTOR 1			SECTOR 2		SECTOR 3		Pos	Driver	Ideal Lap	Best Lap	
Pos	Driver	Time	Driver	Time	Driver	Time					
1	27 S.SARRAZIN	29.059	4 T.DILLMANN	25.116	4 T.DILLMANN	24.616	1	27 S.SARRAZIN	1:19.017	1:19.017	(1)
2	8 N.PROST	29.428	68 L.FILIPPI	25.181	68 L.FILIPPI	24.658	2	4 T.DILLMANN	1:19.365	1:19.365	(2)
3	68 L.FILIPPI	29.615	27 S.SARRAZIN	25.258	27 S.SARRAZIN	24.700	3	68 L.FILIPPI	1:19.454	1:19.454	(3)
4	4 T.DILLMANN	29.633	8 N.PROST	25.299	8 N.PROST	24.802	4	8 N.PROST	1:19.529	1:19.529	(4)
5	16 MA Qing Hua	32.207	16 MA Qing Hua	27.080	16 MA Qing Hua	26.799	5	16 MA Qing Hua	1:26.086	1:26.086	(5)



# ABB FIA Formula E Championship

## Round 12 - New York City ePrix

### Qualifying 2 Group 1

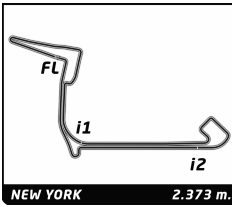
### Fastest Lap Sequence

Official Timekeeper TAG Heuer

Practice Time	Driver	Team	Car	Time	Kph	Lap
3:07.895	4 Tom DILLMANN	Venturi Formula E Team	Venturi VM200-FE-03	<b>1:20.965</b>	105.5	2
3:12.340	27 Stéphane SARRAZIN	Andretti Formula E	Andretti ATEC-03	<b>1:20.645</b>	105.9	2
4:27.260	4 Tom DILLMANN	Venturi Formula E Team	Venturi VM200-FE-03	<b>1:19.365</b>	107.6	3
4:31.357	27 Stéphane SARRAZIN	Andretti Formula E	Andretti ATEC-03	<b>1:19.017</b>	108.1	3



FIA FORMULA E  
CHAMPIONSHIP  
2017-18



# ABB FIA Formula E Championship

## Round 12 - New York City ePrix

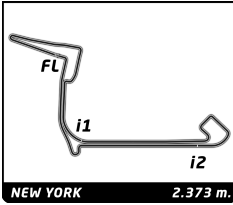
### Qualifying 2 Group 1

### Analysis

Official Timekeeper TAG Heuer

200KW Personal Best Session Best B Crossing the finish line in pit lane

Lap	Time	Sector 1	Sector 2	Sector 3	Kph	Elapsed	Lap	Time	Sector 1	Sector 2	Sector 3	Kph	Elapsed
<b>4</b> Tom DILLMANN FRA Venturi Formula E Team Venturi VM200-FE-03													
1	A	1:46.930	49.412	27.108	30.410	47.0	1:46.930						
2	A	1:20.965	29.873	25.935	25.157	105.5	3:07.895						
3	A	1:19.365	29.633	25.116	24.616	107.6	4:27.260						
<b>8</b> Nicolas PROST FRA Renault e.dams Renault Z.E. 17													
1	B	2:04.216	1:02.962	31.288	29.966	40.5	2:04.216						
2	B	1:24.663	29.873	25.777	29.013	100.9	3:28.879						
3	B	1:19.529	29.428	25.299	24.802	107.4	4:48.408						
<b>16</b> MA Qing Hua CHN NIO Formula E Team NextEV NIO Sport 003													
1	A	2:34.435	1:37.489	29.261	27.685	32.5	2:34.435						
2	A	1:26.086	32.207	27.080	26.799	99.2	4:00.521						
3	A	1:31.747	33.244	29.316	29.187	93.1	5:32.268						
<b>27</b> Stéphane SARRAZIN FRA Andretti Formula E Andretti ATEC-03													
1	B	1:51.695	51.873	28.182	31.640	45.0	1:51.695						
2	B	1:20.645	30.009	25.396	25.240	105.9	3:12.340						
3	B	1:19.017	29.059	25.258	24.700	108.1	4:31.357						
<b>68</b> Luca FILIPPI ITA NIO Formula E Team NextEV NIO Sport 003													
1	B	1:57.617	58.092	29.793	29.732	42.7	1:57.617						
2	B	1:24.059	30.560	26.957	26.542	101.6	3:21.676						
3	B	1:19.454	29.615	25.181	24.658	107.5	4:41.130						



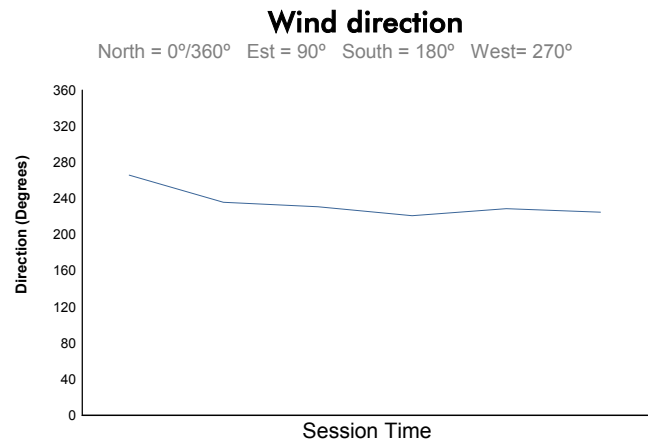
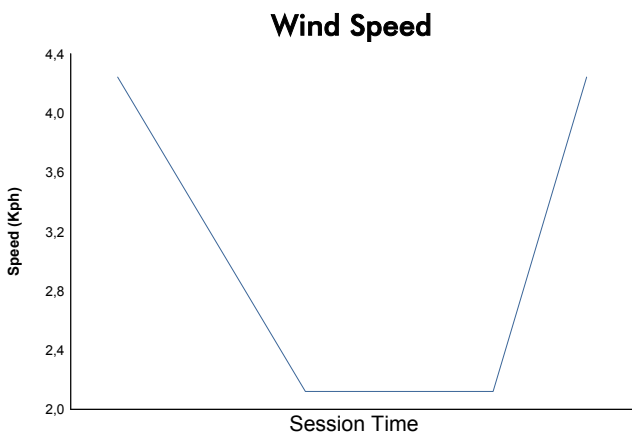
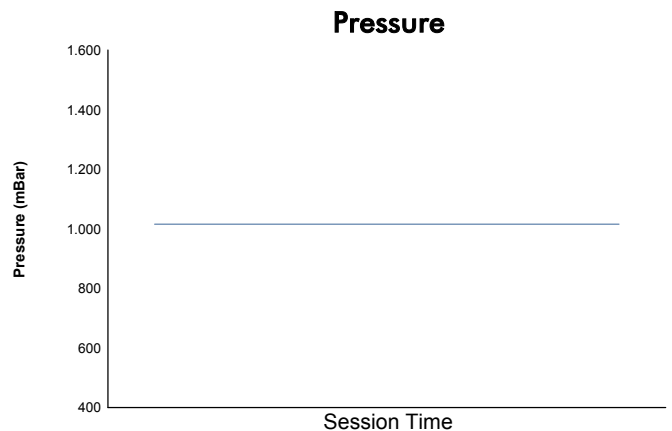
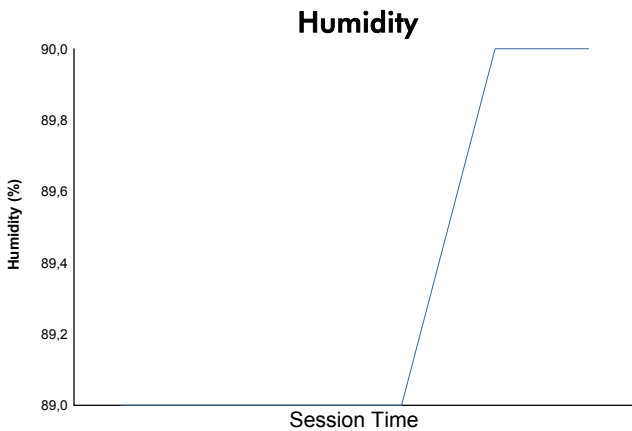
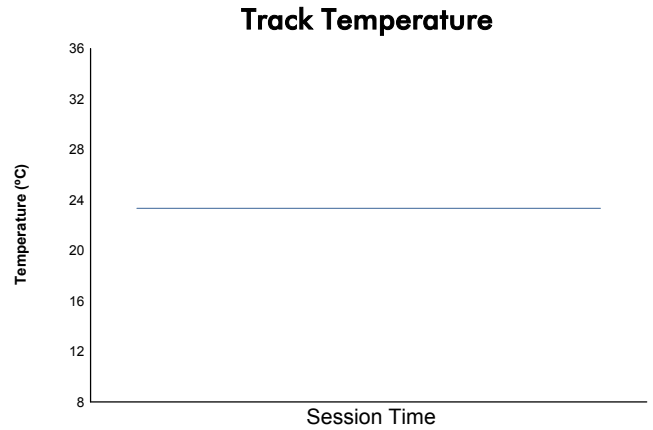
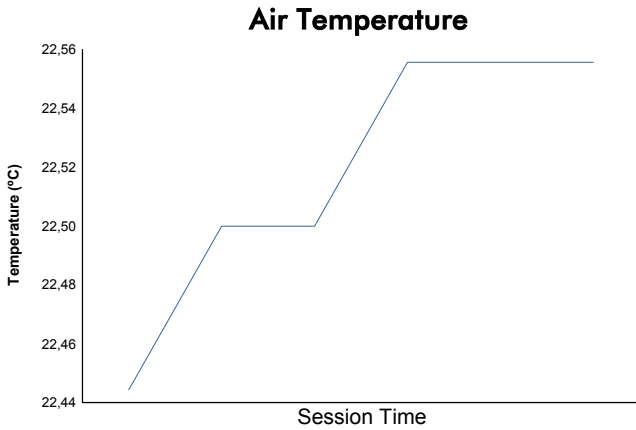
# Round 12 - New York City ePrix

## ABB FIA Formula E Championship

### Qualifying 2 Group 1

## Weather Report

Official Timekeeper 



Track Status: **WET**



Doc No.

Date:

Posted at:

## ABB FIA FORMULA E CHAMPIONSHIP

### Round 12 - New York City ePrix - Qualifying 2 Group 2

#### CLASSIFICATION

Official Timekeeper: TAG Heuer

POS	NO	DRIVER	NAT	TEAM	CAR	TIME	LAP	TOTAL	GAP	KPH
1	1	Lucas DI GRASSI	BRA	Audi Sport ABT Schaeffler	Audi e-tron FE04	1:17.867	3	3	-	109.7
2	9	Sébastien BUEMI	CHE	Renault e.dams	Renault Z.E. 17	1:18.139	3	3	+0.272	109.3
3	66	Daniel ABT	DEU	Audi Sport ABT Schaeffler	Audi e-tron FE04	1:18.432	3	3	+0.565	108.9
4	25	Jean-Eric VERGNE	FRA	TECHEETAH	Renault Z.E. 17	1:18.571	3	3	+0.704	108.7
5	2	Sam BIRD	GBR	DS Virgin Racing	DS Virgin DSV-03	1:18.794	3	3	+0.927	108.4

#### FASTEST LAP

1	L. DI GRASSI	BRA	Audi Sport ABT Schaeffler	Audi e-tron FE04	1:17.867 on Lap 3	109.7 Kph
---	--------------	-----	---------------------------	------------------	-------------------	-----------

Race Director:

Timekeeper

Series Partners:

Title Partner Global Partner Technical Partner Official Partners



No part of these results/data may be reproduced, stored in a retrieval system or transmitted in any form or by any means electronic, mechanical, photocopying, recording, broadcasting or otherwise without prior permission of the copyright holder except for reproduction in local/national/international daily press and regular printed publications on sale to the public within 90 days of the event to which the results/data relate and provided that the copyright symbol appears together with the name of the copyright holder.

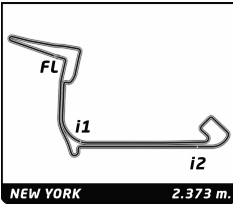
The FÉDÉRATION INTERNATIONALE DE L'AUTOMOBILE logo, FÉDÉRATION INTERNATIONALE DE L'AUTOMOBILE, FIA logo, FIA, FIA FORMULA-E CHAMPIONSHIP, FIA FORMULA-E CHAMPIONSHIP logo and related marks are protected trademarks of the Fédération Internationale de l'Automobile (FIA), Chemin de Blandonnet 2, 1214 Vernier, Switzerland.

©2017, Fédération Internationale de l'Automobile (FIA)





FIA FORMULA E  
CHAMPIONSHIP  
2017-18

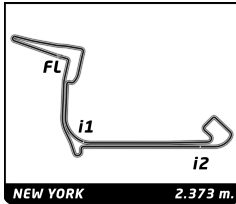


**ABB FIA Formula E Championship**  
Round 12 - New York City ePrix  
Qualifying 2 Group 2

Best Sector Times

Official Timekeeper TAG Heuer

SECTOR 1			SECTOR 2			SECTOR 3				
Pos	Driver	Time	Driver	Time	Driver	Time	Pos	Driver	Ideal Lap	Best Lap
1	25 J.VERGNE	28.637	1 L.DI GRASSI	24.865	66 D.ABT	24.138	1	1 L.DI GRASSI	1:17.867	1:17.867 (1)
2	1 L.DI GRASSI	28.643	9 S.BUEMI	24.995	1 L.DI GRASSI	24.359	2	9 S.BUEMI	1:18.139	1:18.139 (2)
3	2 S.BIRD	28.770	25 J.VERGNE	25.057	9 S.BUEMI	24.365	3	66 D.ABT	1:18.432	1:18.432 (3)
4	9 S.BUEMI	28.779	2 S.BIRD	25.349	2 S.BIRD	24.675	4	25 J.VERGNE	1:18.540	1:18.571 (4)
5	66 D.ABT	28.846	66 D.ABT	25.448	25 J.VERGNE	24.846	5	2 S.BIRD	1:18.794	1:18.794 (5)



## ABB FIA Formula E Championship

### Round 12 - New York City ePrix

#### Qualifying 2 Group 2

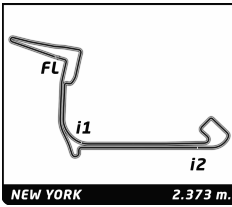
#### Fastest Lap Sequence

Official Timekeeper 

Practice Time	Driver	Team	Car	Time	Kph	Lap
4:46.090	9 Sébastien BUEMI	Renault e.dams	Renault Z.E. 17	<b>1:19.466</b>	107.5	2
5:12.441	25 Jean-Eric VERGNE	TECHEETAH	Renault Z.E. 17	<b>1:19.315</b>	107.7	2
6:04.229	9 Sébastien BUEMI	Renault e.dams	Renault Z.E. 17	<b>1:18.139</b>	109.3	3
6:24.893	1 Lucas DI GRASSI	Audi Sport ABT Schaeffler	Audi e-tron FE04	<b>1:17.867</b>	109.7	3



FIA FORMULA E  
CHAMPIONSHIP  
2017-18



# ABB FIA Formula E Championship

## Round 12 - New York City ePrix

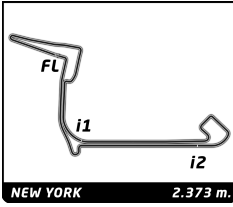
### Qualifying 2 Group 2

### Analysis

Official Timekeeper TAG Heuer

■ 200KW ■ Personal Best ■ Session Best B Crossing the finish line in pit lane

Lap	Time	Sector 1	Sector 2	Sector 3	Kph	Elapsed	Lap	Time	Sector 1	Sector 2	Sector 3	Kph	Elapsed
<b>1 Lucas DI GRASSI</b> BRA Audi Sport ABT Schaeffler Audi e-tron FE04													
1	B	3:47.392	2:52.823	27.020	27.549	22.1	3:47.392						
2	B	1:19.634	■ 29.289	25.518	24.827	107.3	5:07.026						
3	B	1:17.867	■ 28.643	■ 24.865	■ 24.359	109.7	6:24.893						
<b>2 Sam BIRD</b> GBR DS Virgin Racing DS Virgin DSV-03													
1	B	3:59.110	3:01.295	26.795	31.020	21.0	3:59.110						
2	B	1:23.015	■ 29.829	25.729	27.457	102.9	5:22.125						
3	B	1:18.794	■ 28.770	■ 25.349	■ 24.675	108.4	6:40.919						
<b>9 Sébastien BUEMI</b> CHE Renault e.dams Renault Z.E. 17													
1	A	3:26.624	2:32.925	27.099	26.600	24.3	3:26.624						
2	A	1:19.466	■ 29.224	25.303	24.939	107.5	4:46.090						
3	A	1:18.139	■ 28.779	■ 24.995	■ 24.365	109.3	6:04.229						
<b>25 Jean-Eric VERGNE</b> FRA TECHEETAH Renault Z.E. 17													
1	A	3:53.126	2:57.992	25.933	29.201	21.6	3:53.126						
2	A	1:19.315	■ 29.247	■ 25.057	25.011	107.7	5:12.441						
3	A	1:18.571	■ 28.637	25.088	■ 24.846	108.7	6:31.012						
<b>66 Daniel ABT</b> DEU Audi Sport ABT Schaeffler Audi e-tron FE04													
1	B	3:57.076	2:59.685	27.084	30.307	21.2	3:57.076						
2	B	1:21.406	■ 30.274	26.049	25.083	104.9	5:18.482						
3	B	1:18.432	■ 28.846	■ 25.448	■ 24.138	108.9	6:36.914						



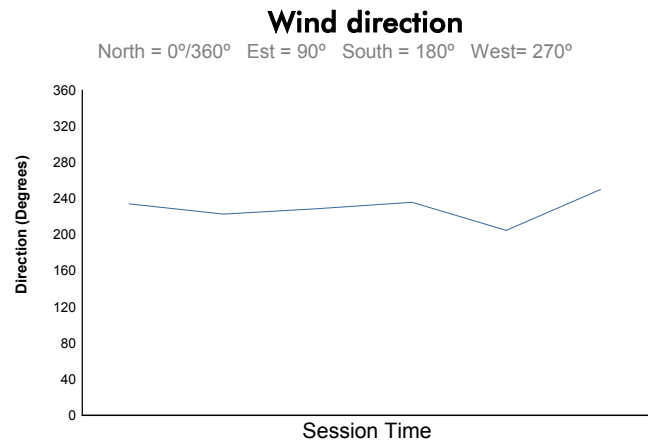
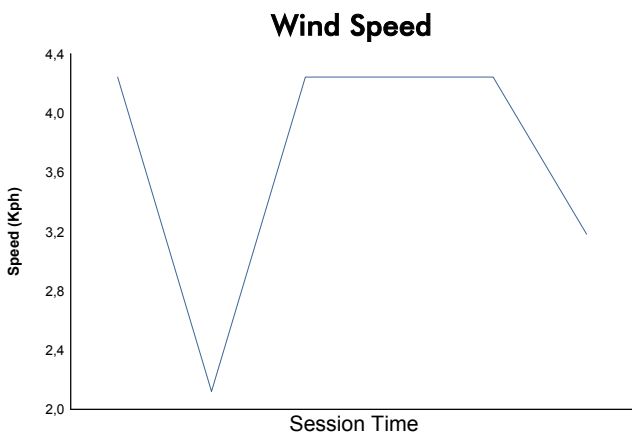
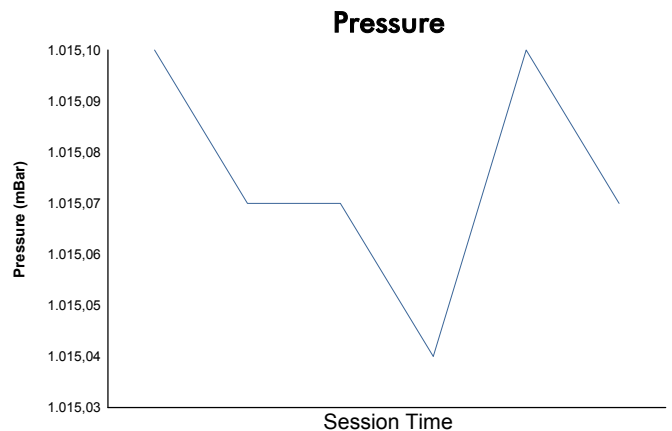
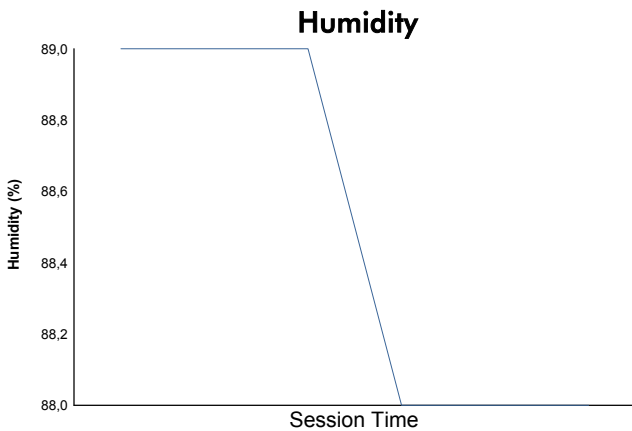
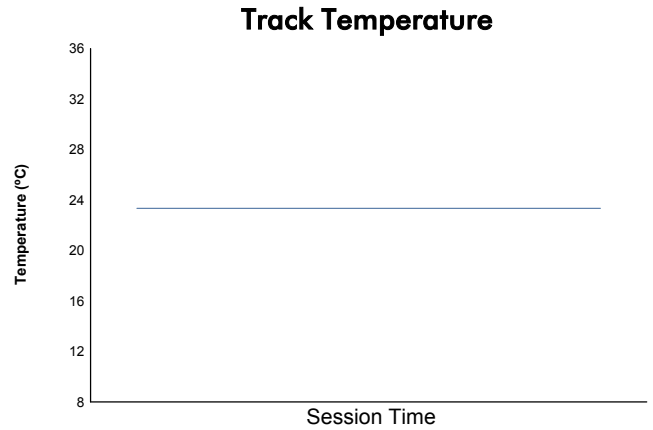
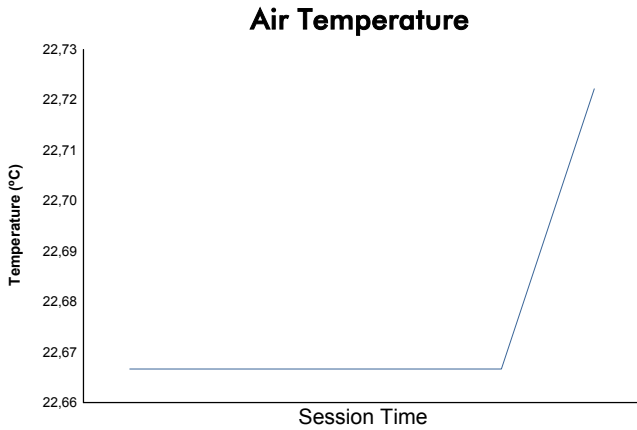
# Round 12 - New York City ePrix

## ABB FIA Formula E Championship

### Qualifying 2 Group 2

## Weather Report

Official Timekeeper 



Track Status: **WET**



Doc No.

Date:

Posted at:

## ABB FIA FORMULA E CHAMPIONSHIP

### Round 12 - New York City ePrix - Qualifying 2 Group 3

#### CLASSIFICATION

Official Timekeeper: TAG Heuer

POS	NO	DRIVER	NAT	TEAM	CAR	TIME	LAP	TOTAL	GAP	KPH
1	6	José Maria LOPEZ	ARG	DRAGON	PENSKE EV-2	1:19.114	3	3	-	108.0
2	7	Jérôme D'AMBROSIO	BEL	DRAGON	PENSKE EV-2	1:19.124	3	3	+0.010	108.0
3	5	Maro ENGEL	DEU	Venturi Formula E Team	Venturi VM200-FE-03	1:19.540	3	3	+0.426	107.4
4	36	Alex LYNN	GBR	DS Virgin Racing	DS Virgin DSV-03	1:19.658	3	3	+0.544	107.2

#### MAX. QUAL. TIME: 1:27.025

28 Antonio Felix DA COSTA PRT Andretti Formula E Andretti ATEC-03

#### FASTEST LAP

6 J. LOPEZ ARG DRAGON PENSKE EV-2 1:19.114 on Lap 3 108.0 Kph

Race Director:

Timekeeper

Series Partners:

Title Partner Global Partner Technical Partner Official Partners



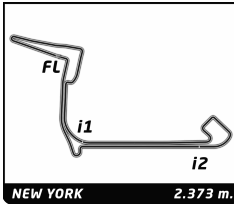
No part of these results/data may be reproduced, stored in a retrieval system or transmitted in any form or by any means electronic, mechanical, photocopying, recording, broadcasting or otherwise without prior permission of the copyright holder except for reproduction in local/national/international daily press and regular printed publications on sale to the public within 90 days of the event to which the results/data relate and provided that the copyright symbol appears together with the name of the copyright holder.

The FÉDÉRATION INTERNATIONALE DE L'AUTOMOBILE logo, FÉDÉRATION INTERNATIONALE DE L'AUTOMOBILE, FIA logo, FIA, FIA FORMULA-E CHAMPIONSHIP, FIA FORMULA-E CHAMPIONSHIP logo and related marks are protected trademarks of the Fédération Internationale de l'Automobile (FIA), Chemin de Blandonnet 2, 1214 Vernier, Switzerland.

©2017, Fédération Internationale de l'Automobile (FIA)



FIA FORMULA E  
CHAMPIONSHIP  
2017-18

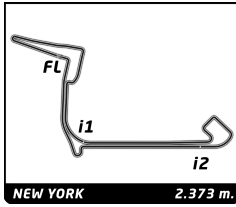


**ABB FIA Formula E Championship**  
Round 12 - New York City ePrix  
Qualifying 2 Group 3

**Best Sector Times**

Official Timekeeper TAGHeuer

SECTOR 1			SECTOR 2		SECTOR 3					
Pos	Driver	Time	Driver	Time	Driver	Time	Pos	Driver	Ideal Lap	Best Lap
1	5 M.ENGEL	29.367	7 J.D'AMBROSIO	25.083	6 J.LOPEZ	24.493	1	6 J.LOPEZ	1:19.114	1:19.114 (1)
2	7 J.D'AMBROSIO	29.447	6 J.LOPEZ	25.155	7 J.D'AMBROSIO	24.594	2	7 J.D'AMBROSIO	1:19.124	1:19.124 (2)
3	6 J.LOPEZ	29.466	36 A.LYNN	25.196	5 M.ENGEL	24.678	3	5 M.ENGEL	1:19.540	1:19.540 (3)
4	36 A.LYNN	29.511	5 M.ENGEL	25.495	36 A.LYNN	24.951	4	36 A.LYNN	1:19.658	1:19.658 (4)



# ABB FIA Formula E Championship

## Round 12 - New York City ePrix

### Qualifying 2 Group 3

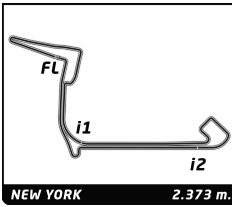
#### Fastest Lap Sequence

Official Timekeeper TAG Heuer

Practice Time	Driver	Team	Car	Time	Kph	Lap
3:27.349	36 Alex LYNN	DS Virgin Racing	DS Virgin DSV-03	<b>1:21.765</b>	104.5	2
4:15.393	7 Jérôme D'AMBROSIO	DRAGON	PENSKE EV-2	<b>1:21.679</b>	104.6	2
4:29.829	6 José Maria LOPEZ	DRAGON	PENSKE EV-2	<b>1:20.593</b>	106.0	2
4:47.007	36 Alex LYNN	DS Virgin Racing	DS Virgin DSV-03	<b>1:19.658</b>	107.2	3
5:34.517	7 Jérôme D'AMBROSIO	DRAGON	PENSKE EV-2	<b>1:19.124</b>	108.0	3
5:48.943	6 José Maria LOPEZ	DRAGON	PENSKE EV-2	<b>1:19.114</b>	108.0	3



FIA FORMULA E  
CHAMPIONSHIP  
2017-18



# ABB FIA Formula E Championship

## Round 12 - New York City ePrix

### Qualifying 2 Group 3

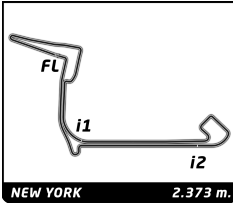
### Analysis

Official Timekeeper TAG Heuer

■ 200KW ■ Personal Best ■ Session Best ■ B Crossing the finish line in pit lane

Lap	Time	Sector 1	Sector 2	Sector 3	Kph	Elapsed	Lap	Time	Sector 1	Sector 2	Sector 3	Kph	Elapsed
<b>5</b> <b>Maro ENGEL</b> DEU													
Venturi Formula E Team Venturi VM200-FE-03													
1	B	3:43.344	2:46.666	27.607	29.071	22.5	3:43.344						
2	B	1:31.852	■	29.874	30.986	30.992	93.0	5:15.196					
3	B	■	■	■	■	107.4	6:34.736						
<b>6</b> <b>José Maria LOPEZ</b> ARG													
DRAGON PENSKE EV-2													
1	B	3:09.236	2:07.285	28.160	33.791	26.6	3:09.236						
2	B	1:20.593	■	29.891	25.730	24.972	106.0	4:29.829					
3	B	■	■	■	■	108.0	5:48.943						
<b>7</b> <b>Jérôme D'AMBROSIO</b> BEL													
DRAGON PENSKE EV-2													
1	B	2:53.714	1:57.977	26.091	29.646	28.9	2:53.714						
2	B	1:21.679	■	30.297	25.754	25.628	104.6	4:15.393					
3	B	■	■	■	■	108.0	5:34.517						
<b>36</b> <b>Alex LYNN</b> GBR													
DS Virgin Racing DS Virgin DSV-03													
1	B	2:05.584	1:01.720	29.609	34.255	40.0	2:05.584						
2	B	1:21.765	■	30.371	25.681	25.713	104.5	3:27.349					
3	B	■	■	■	■	107.2	4:47.007						





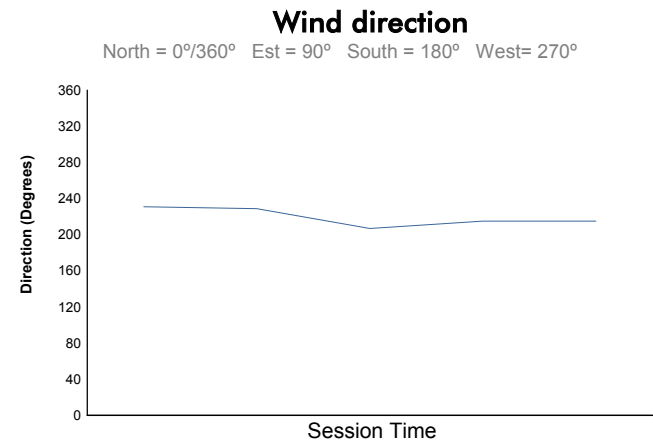
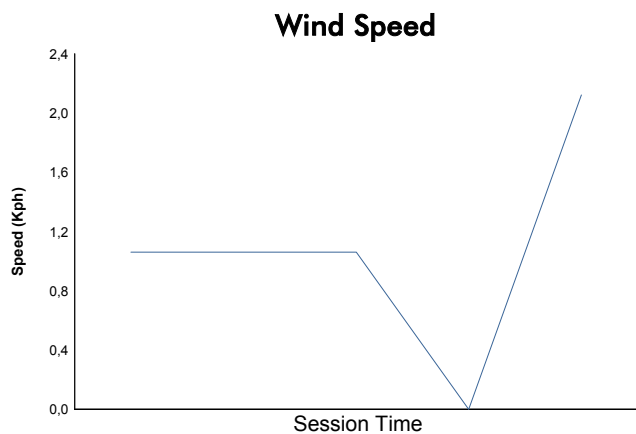
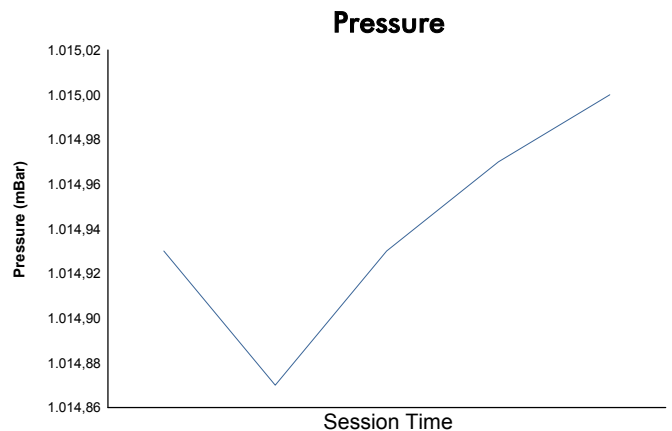
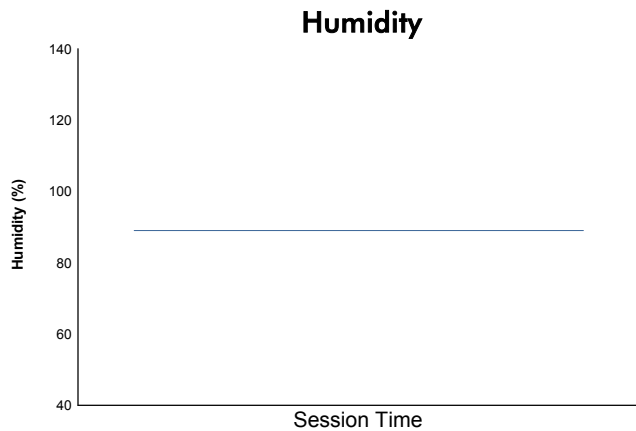
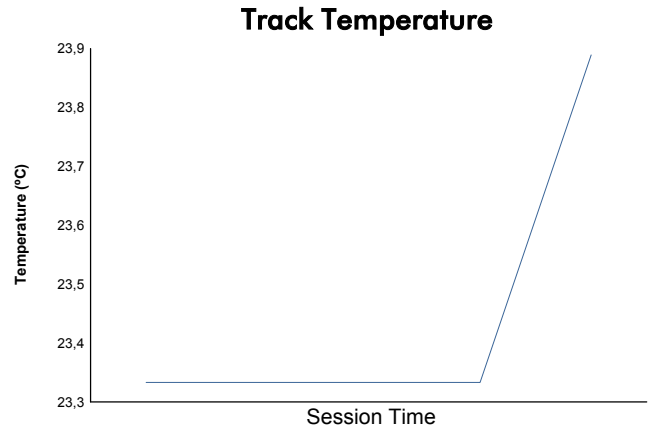
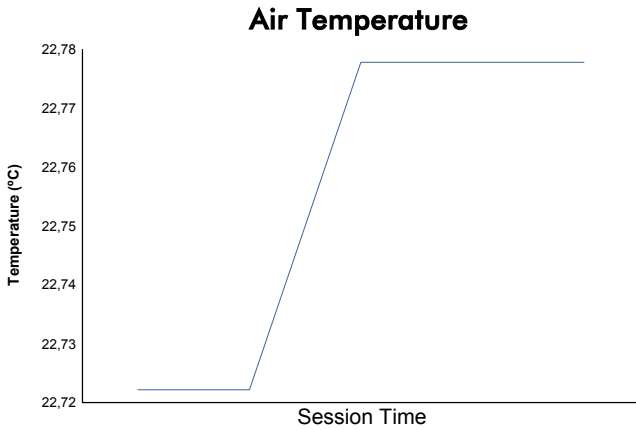
# Round 12 - New York City ePrix

## ABB FIA Formula E Championship

### Qualifying 2 Group 3

## Weather Report

Official Timekeeper 



Track Status: **WET**



Doc No.

Date:

Posted at:

## ABB FIA FORMULA E CHAMPIONSHIP

### Round 12 - New York City ePrix - Qualifying 2 Group 4

#### CLASSIFICATION

Official Timekeeper: TAG Heuer

POS	NO	DRIVER	NAT	TEAM	CAR	TIME	LAP	TOTAL	GAP	KPH
1	18	André LOTTERER	DEU	TECHEETAH	Renault Z.E. 17	1:18.315	3	3	-	- 109.1
2	20	Mitch EVANS	NZL	Panasonic Jaguar Racing	Jaguar I-Type II	1:18.580	3	3	+0.265	+0.265 108.7
3	3	Nelson PIQUET	BRA	Panasonic Jaguar Racing	Jaguar I-Type II	1:18.704	3	3	+0.389	+0.124 108.5
4	19	Felix ROSENQVIST	SWE	Mahindra Racing	Mahindra M4Electro	1:18.828	3	3	+0.513	+0.124 108.4
5	23	Nick HEIDFELD	DEU	Mahindra Racing	Mahindra M4Electro	1:19.168	3	3	+0.853	+0.340 107.9

#### FASTEST LAP

18	A. LOTTERER	DEU	TECHEETAH	Renault Z.E. 17	1:18.315 on Lap 3	109.1 Kph
----	-------------	-----	-----------	-----------------	-------------------	-----------

Race Director:

Timekeeper

Series Partners:

Title Partner Global Partner Technical Partner Official Partners



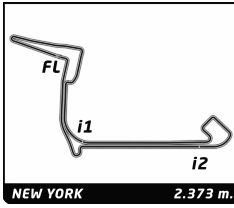
No part of these results/data may be reproduced, stored in a retrieval system or transmitted in any form or by any means electronic, mechanical, photocopying, recording, broadcasting or otherwise without prior permission of the copyright holder except for reproduction in local/national/international daily press and regular printed publications on sale to the public within 90 days of the event to which the results/data relate and provided that the copyright symbol appears together with the name of the copyright holder.

The FÉDÉRATION INTERNATIONALE DE L'AUTOMOBILE logo, FÉDÉRATION INTERNATIONALE DE L'AUTOMOBILE, FIA logo, FIA, FIA FORMULA-E CHAMPIONSHIP, FIA FORMULA-E CHAMPIONSHIP logo and related marks are protected trademarks of the Fédération Internationale de l'Automobile (FIA), Chemin de Blandonnet 2, 1214 Vernier, Switzerland.

©2017, Fédération Internationale de l'Automobile (FIA)



FIA FORMULA E  
CHAMPIONSHIP  
2017-18

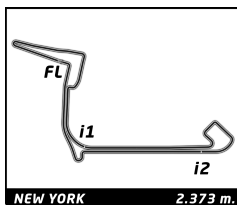


**ABB FIA Formula E Championship**  
Round 12 - New York City ePrix  
Qualifying 2 Group 4

**Best Sector Times**

Official Timekeeper TAG Heuer

SECTOR 1			SECTOR 2		SECTOR 3		Pos	Driver	Ideal Lap	Best Lap	
Pos	Driver	Time	Driver	Time	Driver	Time					
1	18 A.LOTTERER	28.871	20 M.EVANS	24.873	20 M.EVANS	24.345	1	18 A.LOTTERER	1:18.315	1:18.315	(1)
2	3 N.PIQUET	29.084	18 A.LOTTERER	24.935	18 A.LOTTERER	24.509	2	20 M.EVANS	1:18.580	1:18.580	(2)
3	19 F.ROSENQVIST	29.118	3 N.PIQUET	25.017	19 F.ROSENQVIST	24.584	3	3 N.PIQUET	1:18.704	1:18.704	(3)
4	23 N.HEIDFELD	29.344	23 N.HEIDFELD	25.083	3 N.PIQUET	24.603	4	19 F.ROSENQVIST	1:18.828	1:18.828	(4)
5	20 M.EVANS	29.362	19 F.ROSENQVIST	25.126	23 N.HEIDFELD	24.741	5	23 N.HEIDFELD	1:19.168	1:19.168	(5)



# ABB FIA Formula E Championship

## Round 12 - New York City ePrix

### Qualifying 2 Group 4

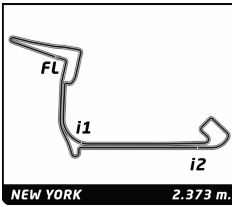
#### Fastest Lap Sequence

Official Timekeeper TAGHeuer

Practice Time	Driver	Team	Car	Time	Kph	Lap
2:53.677	19 Felix ROSENQVIST	Mahindra Racing	Mahindra M4Electro	<b>1:19.719</b>	107.2	2
4:12.505	19 Felix ROSENQVIST	Mahindra Racing	Mahindra M4Electro	<b>1:18.828</b>	108.4	3
4:28.044	18 André LOTTERER	TECHEETAH	Renault Z.E. 17	<b>1:18.315</b>	109.1	3



FIA FORMULA E  
CHAMPIONSHIP  
2017-18



# ABB FIA Formula E Championship

## Round 12 - New York City ePrix

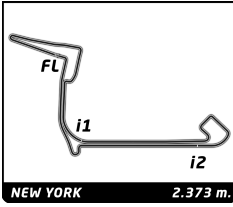
### Qualifying 2 Group 4

### Analysis

Official Timekeeper TAG Heuer

■ 200KW ■ Personal Best ■ Session Best ■ B Crossing the finish line in pit lane

Lap	Time	Sector 1	Sector 2	Sector 3	Kph	Elapsed	Lap	Time	Sector 1	Sector 2	Sector 3	Kph	Elapsed
<b>3</b> Nelson PIQUET <span style="float: right;">BRA</span>													
Panasonic Jaguar Racing <span style="float: right;">Jaguar I-Type II</span>													
1	B	1:55.342	58.793	26.795	29.754	43.6	1:55.342						
2	B	1:21.092	■	29.848	26.284	24.960	105.3	3:16.434					
3	B	■	■	■	■	108.5	4:35.138						
		1:18.704	29.084	25.017	24.603								
<b>18</b> André LOTTERER <span style="float: right;">DEU</span>													
TECHEETAH <span style="float: right;">Renault Z.E. 17</span>													
1	A	1:43.457	50.430	26.166	26.861	48.6	1:43.457						
2	A	1:26.272	■	29.964	26.509	29.799	99.0	3:09.729					
3	A	■	■	■	■	109.1	4:28.044						
		1:18.315	28.871	24.935	24.509								
<b>19</b> Felix ROSENQVIST <span style="float: right;">SWE</span>													
Mahindra Racing <span style="float: right;">Mahindra M4Electro</span>													
1	A	1:33.958	39.731	27.738	26.489	53.5	1:33.958						
2	A	1:19.719	■	29.569	25.348	24.802	107.2	2:53.677					
3	A	■	■	■	■	108.4	4:12.505						
		1:18.828	29.118	25.126	24.584								
<b>20</b> Mitch EVANS <span style="float: right;">NZL</span>													
Panasonic Jaguar Racing <span style="float: right;">Jaguar I-Type II</span>													
1	B	1:49.635	52.886	28.506	28.243	45.8	1:49.635						
2	B	1:23.661	■	29.889	25.596	28.176	102.1	3:13.296					
3	B	■	■	■	■	108.7	4:31.876						
		1:18.580	29.362	24.873	24.345								
<b>23</b> Nick HEIDFELD <span style="float: right;">DEU</span>													
Mahindra Racing <span style="float: right;">Mahindra M4Electro</span>													
1	A	1:39.236	42.100	27.084	30.052	50.6	1:39.236						
2	A	1:20.290	■	29.550	25.497	25.243	106.4	2:59.526					
3	A	■	■	■	■	107.9	4:18.694						
		1:19.168	29.344	25.083	24.741								

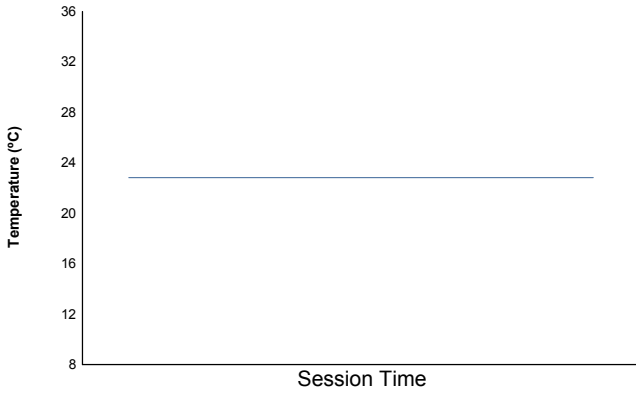


**Round 12 - New York City ePrix**  
 ABB FIA Formula E Championship  
 Qualifying 2 Group 4

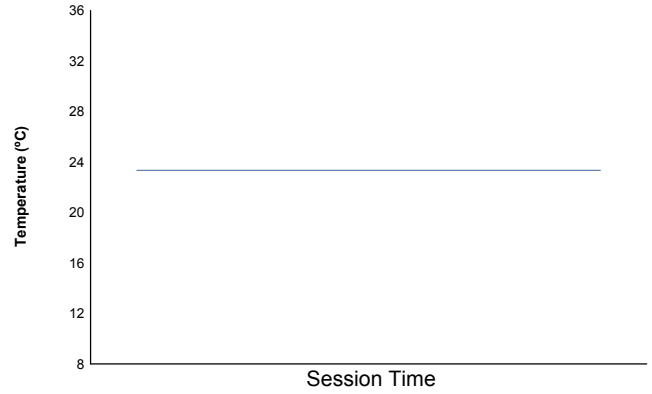
**Weather Report**

Official Timekeeper 

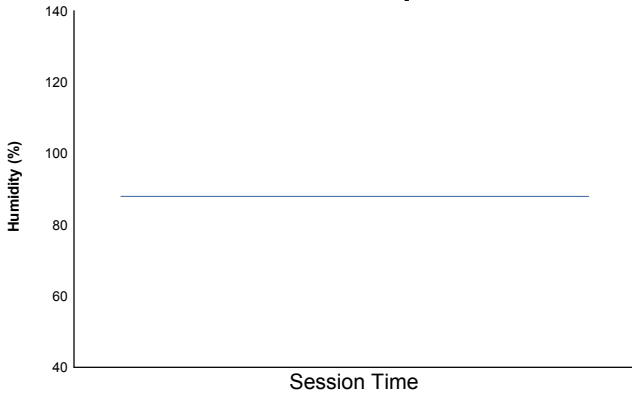
**Air Temperature**



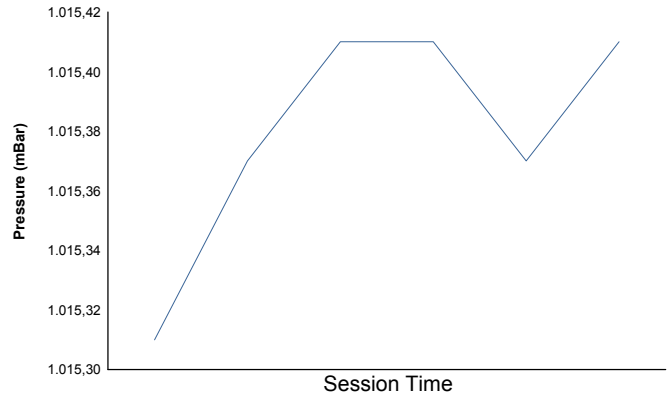
**Track Temperature**



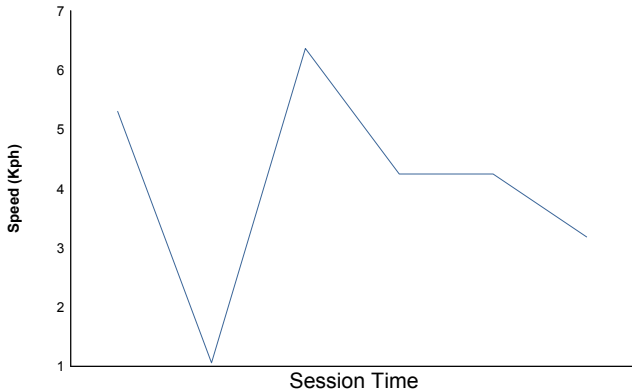
**Humidity**



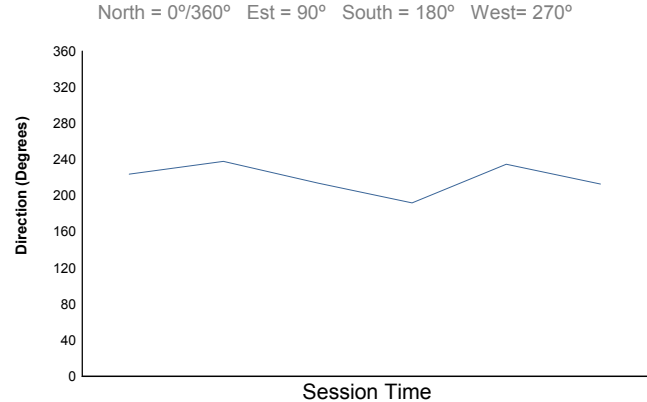
**Pressure**



**Wind Speed**



**Wind direction**



Track Status: **WET**



Doc No.

Date:

Posted at:

## ABB FIA FORMULA E CHAMPIONSHIP

### Round 12 - New York City ePrix - Qualifying 2 Groups

#### CLASSIFICATION

Official Timekeeper: TAGHeuer

POS	NO	DRIVER	NAT	TEAM	TIME	GAP	SESSION
1	1	Lucas DI GRASSI	BRA	Audi Sport ABT Schaeffler	1:17.867		Qualifying 2 Group 2
2	9	Sébastien BUEMI	CHE	Renault e.dams	1:18.139	0.272	Qualifying 2 Group 2
3	18	André LOTTERER	DEU	TECHEETAH	1:18.315	0.448	Qualifying 2 Group 4
4	66	Daniel ABT	DEU	Audi Sport ABT Schaeffler	1:18.432	0.565	Qualifying 2 Group 2
5	25	Jean-Eric VERGNE	FRA	TECHEETAH	1:18.571	0.704	Qualifying 2 Group 2
6	20	Mitch EVANS	NZL	Panasonic Jaguar Racing	1:18.580	0.713	Qualifying 2 Group 4
7	3	Nelson PIQUET	BRA	Panasonic Jaguar Racing	1:18.704	0.837	Qualifying 2 Group 4
8	2	Sam BIRD	GBR	DS Virgin Racing	1:18.794	0.927	Qualifying 2 Group 2
9	19	Felix ROSENQVIST	SWE	Mahindra Racing	1:18.828	0.961	Qualifying 2 Group 4
10	27	Stéphane SARRAZIN	FRA	Andretti Formula E	1:19.017	1.150	Qualifying 2 Group 1
11	6	José Maria LOPEZ	ARG	DRAGON	1:19.114	1.247	Qualifying 2 Group 3
12	7	Jérôme D'AMBROSIO	BEL	DRAGON	1:19.124	1.257	Qualifying 2 Group 3
13	23	Nick HEIDFELD	DEU	Mahindra Racing	1:19.168	1.301	Qualifying 2 Group 4
14	4	Tom DILLMANN	FRA	Venturi Formula E Team	1:19.365	1.498	Qualifying 2 Group 1
15	68	Luca FILIPPI	ITA	NIO Formula E Team	1:19.454	1.587	Qualifying 2 Group 1
16	8	Nicolas PROST	FRA	Renault e.dams	1:19.529	1.662	Qualifying 2 Group 1
17	5	Maro ENGEL	DEU	Venturi Formula E Team	1:19.540	1.673	Qualifying 2 Group 3
18	36	Alex LYNN	GBR	DS Virgin Racing	1:19.658	1.791	Qualifying 2 Group 3
19	16	MA Qing Hua	CHN	NIO Formula E Team	1:26.086	8.219	Qualifying 2 Group 1

#### NOT CLASSIFIED:

28 Antonio Felix DA COSTA PRT Andretti Formula E

Race Director:

Timekeeper

Series Partners:

Title Partner Global Partner Technical Partner Official Partners



No part of these results/data may be reproduced, stored in a retrieval system or transmitted in any form or by any means electronic, mechanical, photocopying, recording, broadcasting or otherwise without prior permission of the copyright holder except for reproduction in local/national/international daily press and regular printed publications on sale to the public within 90 days of the event to which the results/data relate and provided that the copyright symbol appears together with the name of the copyright holder.

The FÉDÉRATION INTERNATIONALE DE L'AUTOMOBILE logo, FÉDÉRATION INTERNATIONALE DE L'AUTOMOBILE, FIA logo, FIA, FIA FORMULA-E CHAMPIONSHIP, FIA FORMULA-E CHAMPIONSHIP logo and related marks are protected trademarks of the Fédération Internationale de l'Automobile (FIA), Chemin de Blandonnet 2, 1214 Vernier, Switzerland.

©2017, Fédération Internationale de l'Automobile (FIA)



Doc No.

Date:

Posted at:

## ABB FIA FORMULA E CHAMPIONSHIP

### Round 12 - New York City ePrix - Super Pole 2

#### CLASSIFICATION

Official Timekeeper: TAG Heuer

POS	NO	DRIVER	NAT	TEAM	CAR	TIME	LAP	TOTAL	GAP	KPH
1	9	Sébastien BUEMI	CHE	Renault e.dams	Renault Z.E. 17	1:17.973	2	2	-	- 109.6
2	18	André LOTTERER	DEU	TECHEETAH	Renault Z.E. 17	1:18.013	2	2	+0.040	+0.040 109.5
3	25	Jean-Eric VERGNE	FRA	TECHEETAH	Renault Z.E. 17	1:18.031	2	2	+0.058	+0.018 109.5
4	66	Daniel ABT	DEU	Audi Sport ABT Schaeffler	Audi e-tron FE04	1:18.145	2	2	+0.172	+0.114 109.3
5	1	Lucas DI GRASSI	BRA	Audi Sport ABT Schaeffler	Audi e-tron FE04			1		

#### FASTEST LAP

9	S. BUEMI	CHE	Renault e.dams	Renault Z.E. 17	1:17.973 on Lap 2	109.6 Kph
---	----------	-----	----------------	-----------------	-------------------	-----------

Race Director:

Timekeeper

Series Partners:

Title Partner Global Partner Technical Partner Official Partners



No part of these results/data may be reproduced, stored in a retrieval system or transmitted in any form or by any means electronic, mechanical, photocopying, recording, broadcasting or otherwise without prior permission of the copyright holder except for reproduction in local/national/international daily press and regular printed publications on sale to the public within 90 days of the event to which the results/data relate and provided that the copyright symbol appears together with the name of the copyright holder.

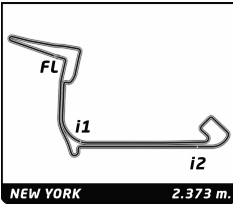
The FÉDÉRATION INTERNATIONALE DE L'AUTOMOBILE logo, FÉDÉRATION INTERNATIONALE DE L'AUTOMOBILE, FIA logo, FIA, FIA FORMULA-E CHAMPIONSHIP, FIA FORMULA-E CHAMPIONSHIP logo and related marks are protected trademarks of the Fédération Internationale de l'Automobile (FIA), Chemin de Blandonnet 2, 1214 Vernier, Switzerland.

©2017, Fédération Internationale de l'Automobile (FIA)





FIA FORMULA E  
CHAMPIONSHIP  
2017-18

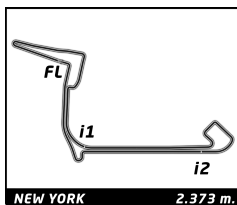


**ABB FIA Formula E Championship**  
Round 12 - New York City ePrix  
Super Pole 2

Best Sector Times

Official Timekeeper TAG Heuer

SECTOR 1			SECTOR 2		SECTOR 3		Pos	Driver	Ideal Lap	Best Lap	
Pos	Driver	Time	Driver	Time	Driver	Time					
1	25 J.VERGNE	28.630	25 J.VERGNE	24.936	66 D.ABT	24.134	1	9 S.BUEMI	1:17.973	1:17.973	(1)
2	18 A.LOTTERER	28.736	18 A.LOTTERER	24.960	9 S.BUEMI	24.152	2	18 A.LOTTERER	1:18.013	1:18.013	(2)
3	9 S.BUEMI	28.786	9 S.BUEMI	25.035	18 A.LOTTERER	24.317	3	25 J.VERGNE	1:18.031	1:18.031	(3)
4	66 D.ABT	28.853	66 D.ABT	25.158	25 J.VERGNE	24.465	4	66 D.ABT	1:18.145	1:18.145	(4)
5	1 L.DI GRASSI	41.112	1 L.DI GRASSI	26.585	1 L.DI GRASSI	27.364	5	1 L.DI GRASSI	1:35.061		



# ABB FIA Formula E Championship

## Round 12 - New York City ePrix

### Super Pole 2

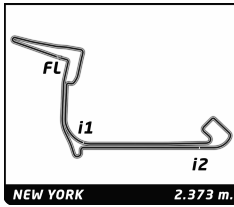
### Fastest Lap Sequence

Official Timekeeper TAGHeuer

Practice Time	Driver	Team	Car	Time	Kph	Lap
2:49.002	<b>25</b> Jean-Eric VERGNE	TECHEETAH	Renault Z.E. 17	<b>1:18.031</b>	109.5	2
7:47.113	<b>18</b> André LOTTERER	TECHEETAH	Renault Z.E. 17	<b>1:18.013</b>	109.5	2
10:17.407	<b>9</b> Sébastien BUEMI	Renault e.dams	Renault Z.E. 17	<b>1:17.973</b>	109.6	2



FIA FORMULA E  
CHAMPIONSHIP  
2017-18



# ABB FIA Formula E Championship

## Round 12 - New York City ePrix

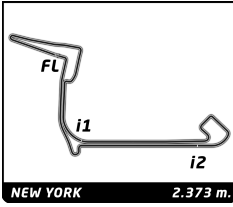
### Super Pole 2

### Analysis

Official Timekeeper TAG Heuer

■ 200KW ■ Personal Best ■ Session Best B Crossing the finish line in pit lane

Lap	Time	Sector 1	Sector 2	Sector 3	Kph	Elapsed	Lap	Time	Sector 1	Sector 2	Sector 3	Kph	Elapsed
<b>1 Lucas DI GRASSI</b> BRA													
Audi Sport ABT Schaeffler Audi e-tron FE04													
1	B	11:28.279	...	26.585	27.364	7.3	11:28.279						
<b>9 Sébastien BUEMI</b> CHE													
Renault e.dams Renault Z.E. 17													
1	A	8:59.434	8:05.134	27.397	26.903	9.3	8:59.434						
2	A	1:17.973	28.786	25.035	24.152	109.6	10:17.407						
<b>18 André LOTTERER</b> DEU													
TECHEETAH Renault Z.E. 17													
1	A	6:29.100	5:36.020	26.194	26.886	12.9	6:29.100						
2	A	1:18.013	28.736	24.960	24.317	109.5	7:47.113						
<b>25 Jean-Eric VERGNE</b> FRA													
TECHEETAH Renault Z.E. 17													
1	A	1:30.971	36.586	26.586	27.799	55.2	1:30.971						
2	A	1:18.031	28.630	24.936	24.465	109.5	2:49.002						
<b>66 Daniel ABT</b> DEU													
Audi Sport ABT Schaeffler Audi e-tron FE04													
1	B	4:04.817	3:09.126	28.615	27.076	20.5	4:04.817						
2	B	1:18.145	28.853	25.158	24.134	109.3	5:22.962						

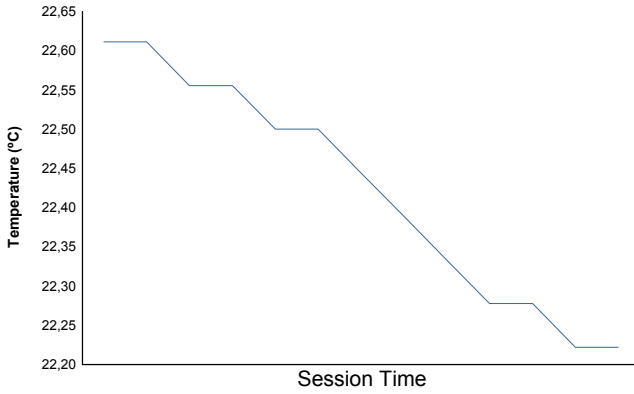


**Round 12 - New York City ePrix**  
**ABB FIA Formula E Championship**  
**Super Pole 2**

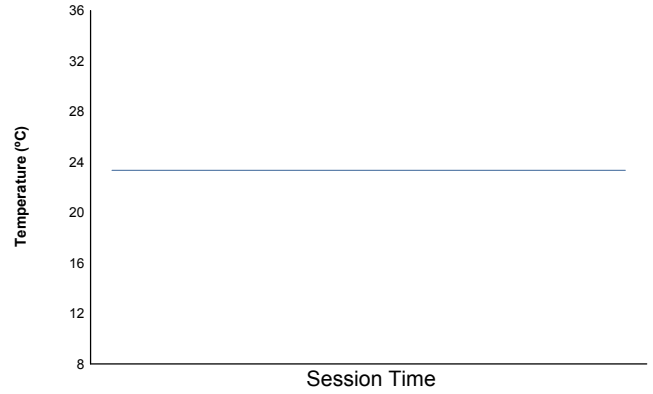
**Weather Report**

Official Timekeeper 

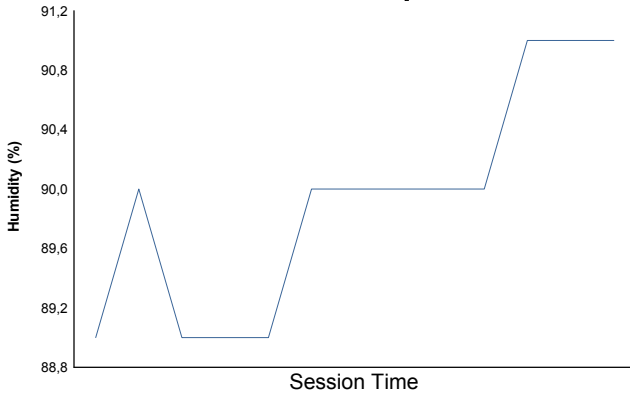
**Air Temperature**



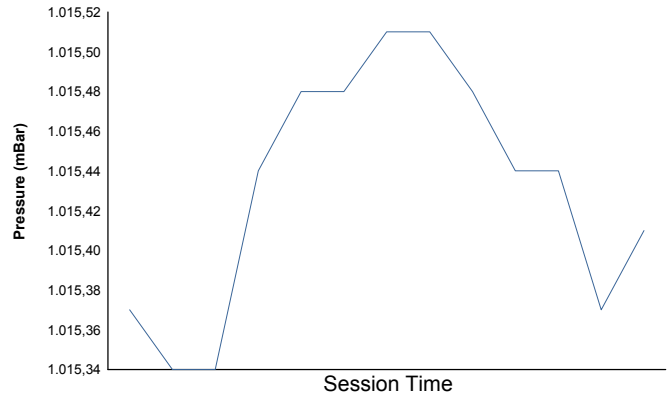
**Track Temperature**



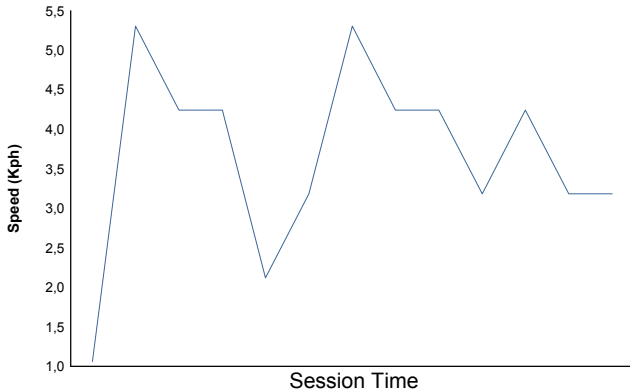
**Humidity**



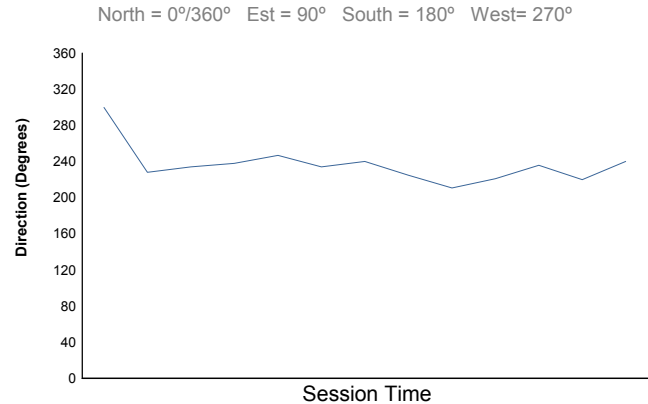
**Pressure**



**Wind Speed**



**Wind direction**



Track Status: **WET**



Doc No.

Date:

Posted at:

## ABB FIA FORMULA E CHAMPIONSHIP

### Round 12 - New York City ePrix - Qualifying 2

#### FINAL CLASSIFICATION

Official Timekeeper: TAG Heuer

POS	NO	DRIVER	NAT	TEAM	GROUPS	SUPER POLE 2	TIME	GAP	
1	9	Sébastien BUEMI	CHE	Renault e.dams	1:18.139	<b>1:17.973</b>	1:17.973		
2	18	André LOTTERER	DEU	TECHEETAH	1:18.315	<b>1:18.013</b>	1:18.013	0.040	0.040
3	25	Jean-Eric VERGNE	FRA	TECHEETAH	1:18.571	<b>1:18.031</b>	1:18.031	0.058	0.018
4	66	Daniel ABT	DEU	Audi Sport ABT Schaeffler	1:18.432	<b>1:18.145</b>	1:18.145	0.172	0.114
5	1	Lucas DI GRASSI	BRA	Audi Sport ABT Schaeffler	1:17.867				
<hr/>									
6	20	Mitch EVANS	NZL	Panasonic Jaguar Racing		<b>1:18.580</b>	1:18.580		
7	3	Nelson PIQUET	BRA	Panasonic Jaguar Racing		<b>1:18.704</b>	1:18.704	0.124	0.124
8	2	Sam BIRD	GBR	DS Virgin Racing		<b>1:18.794</b>	1:18.794	0.214	0.090
9	19	Felix ROSENQVIST	SWE	Mahindra Racing		<b>1:18.828</b>	1:18.828	0.248	0.034
10	27	Stéphane SARRAZIN	FRA	Andretti Formula E		<b>1:19.017</b>	1:19.017	0.437	0.189
11	6	José Maria LOPEZ	ARG	DRAGON		<b>1:19.114</b>	1:19.114	0.534	0.097
12	7	Jérôme D'AMBROSIO	BEL	DRAGON		<b>1:19.124</b>	1:19.124	0.544	0.010
13	23	Nick HEIDFELD	DEU	Mahindra Racing		<b>1:19.168</b>	1:19.168	0.588	0.044
14	4	Tom DILLMANN	FRA	Venturi Formula E Team		<b>1:19.365</b>	1:19.365	0.785	0.197
15	68	Luca FILIPPI	ITA	NIO Formula E Team		<b>1:19.454</b>	1:19.454	0.874	0.089
16	8	Nicolas PROST	FRA	Renault e.dams		<b>1:19.529</b>	1:19.529	0.949	0.075
17	5	Maro ENGEL	DEU	Venturi Formula E Team		<b>1:19.540</b>	1:19.540	0.960	0.011
18	36	Alex LYNN	GBR	DS Virgin Racing		<b>1:19.658</b>	1:19.658	1.078	0.118
19	16	MA Qing Hua	CHN	NIO Formula E Team		<b>1:26.086</b>	1:26.086	7.506	6.428

#### NOT CLASSIFIED:

28 Antonio Felix DA COSTA PRT Andretti Formula E

Stewards:

Timekeeper

Series Partners:

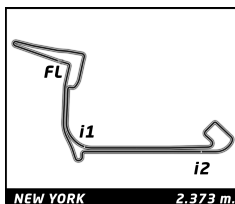
Title Partner Global Partner Technical Partner Official Partners



No part of these results/data may be reproduced, stored in a retrieval system or transmitted in any form or by any means electronic, mechanical, photocopying, recording, broadcasting or otherwise without prior permission of the copyright holder except for reproduction in local/national/international daily press and regular printed publications on sale to the public within 90 days of the event to which the results/data relate and provided that the copyright symbol appears together with the name of the copyright holder.

The FÉDÉRATION INTERNATIONALE DE L'AUTOMOBILE logo, FÉDÉRATION INTERNATIONALE DE L'AUTOMOBILE, FIA logo, FIA, FIA FORMULA-E CHAMPIONSHIP, FIA FORMULA-E CHAMPIONSHIP logo and related marks are protected trademarks of the Fédération Internationale de l'Automobile (FIA), Chemin de Blandonnet 2, 1214 Vernier, Switzerland.

©2017, Fédération Internationale de l'Automobile (FIA)



# ABB FIA Formula E Championship

## Round 12 - New York City ePrix

### Race 2 (43 laps, 103,4 km.)

## Starting Grid

Official Timekeeper 

1:19.658	<b>Alex LYNN</b>	DS Virgin Racing	<b>36</b>	<b>- 10 -</b>	<b>28</b>	Andretti Formula E	<b>Antonio Felix DA COSTA</b>
1:19.540	<b>Maro ENGEL</b>	Venturi Formula E Team	<b>5</b>	<b>- 9 -</b>	<b>16</b>	NIO Formula E Team	<b>MA Qing Hua</b>
1:19.454	<b>Luca FILIPPI</b>	NIO Formula E Team	<b>68</b>	<b>- 8 -</b>	<b>8</b>	Renault e.dams	<b>Nicolas PROST</b>
1:19.168	<b>Nick HEIDFELD</b>	Mahindra Racing	<b>23</b>	<b>- 7 -</b>	<b>4</b>	Venturi Formula E Team	<b>Tom DILLMANN</b>
1:19.114	<b>José Maria LOPEZ</b>	DRAGON	<b>6</b>	<b>- 6 -</b>	<b>7</b>	DRAGON	<b>Jérôme D'AMBROSIO</b>
1:18.828	<b>Felix ROSENQVIST</b>	Mahindra Racing	<b>19</b>	<b>- 5 -</b>	<b>27</b>	Andretti Formula E	<b>Stéphane SARRAZIN</b>
1:18.704	<b>Nelson PIQUET</b>	Panasonic Jaguar Racing	<b>3</b>	<b>- 4 -</b>	<b>2</b>	DS Virgin Racing	<b>Sam BIRD</b>
1:18.031	<b>Jean-Eric VERGNE</b>	TECHEETAH	<b>25</b>	<b>- 2 -</b>	<b>20</b>	Panasonic Jaguar Racing	<b>Mitch EVANS</b>
1:17.973	<b>Sébastien BUEMI</b>	Renault e.dams	<b>9</b>	<b>- 1 -</b>	<b>66</b>	Audi Sport ABT Schaeffler	<b>Daniel ABT</b>
					<b>18</b>	TECHEETAH	<b>André LOTTERER</b>

**Pole**

Car 36 - Drop of 10 grid positions - Change of gearbox - Stewards' Document No. 7  
 Car 28 - Permitted to start - Stewards' Document No. 21  
 Car 28 - Drop of 10 grid positions - Change of gearbox - Stewards' Document No. 24

Stewards:

Timekeeper:

Doc No.

Date:

Posted at:

## ABB FIA FORMULA E CHAMPIONSHIP

### Round 12 - New York City ePrix - Race 2 (43 laps, 103,4 km.)

#### FINAL CLASSIFICATION

Official Timekeeper: 

POS	PTS	NO	DRIVER	NAT	TEAM	VEHICLE	LAPS	TIME	GAP	KPH	Best	Lap
1	(25)	25	J. VERGNE	FRA	TECHEETAH	Renault Z.E. 17	43	1:01:38.089	-	100.7	1:15.979	27
2	(18)	1	L. DI GRASSI	BRA	Audi Sport ABT Schaeffler	Audi e-tron FE04	43	1:01:38.597	+0.508	100.7	1:15.866	26
3	(16)	66	D. ABT	DEU	Audi Sport ABT Schaeffler	Audi e-tron FE04	43	1:01:39.376	+1.287	100.7	1:15.552	15
4	(15)	9	S. BUEMI	CHE	Renault e.dams	Renault Z.E. 17	43	1:01:39.869	+1.780	100.6	1:16.207	27
5	(10)	19	F. ROSENQVIST	SWE	Mahindra Racing	Mahindra M4Electro	43	1:01:50.235	+12.146	100.4	1:16.251	20
6	(8)	20	M. EVANS	NZL	Panasonic Jaguar Racing	Jaguar I-Type II	43	1:01:58.139	+20.050	100.1	1:16.175	20
7	(6)	3	N. PIQUET	BRA	Panasonic Jaguar Racing	Jaguar I-Type II	43	1:01:58.681	+20.592	100.1	1:16.434	14
8	(4)	23	N. HEIDFELD	DEU	Mahindra Racing	Mahindra M4Electro	43	1:02:02.364	+24.275	100.0	1:16.107	15
9	(2)	18	A. LOTTERER	DEU	TECHEETAH	Renault Z.E. 17	43	1:02:06.910	+28.821	99.9	1:15.766	25
10	(1)	2	S. BIRD	GBR	DS Virgin Racing	DS Virgin DSV-03	43	1:02:10.899	+32.810	99.8	1:16.538	12
11		8	N. PROST	FRA	Renault e.dams	Renault Z.E. 17	43	1:02:12.189	+34.100	99.8	1:16.917	14
12		27	S. SARRAZIN	FRA	Andretti Formula E	Andretti ATEC-03	43	1:02:12.683	+34.594	99.8	1:17.042	32
13		16	. MA QING HUA	CHN	NIO Formula E Team	NextEV NIO Sport 003	42	1:01:41.422	1 Lap	98.3	1:17.079	21
14		36	A. LYNN	GBR	DS Virgin Racing	DS Virgin DSV-03	42	1:01:53.063	1 Lap	98.0	1:16.951	31
15		28	A. DA COSTA	PRT	Andretti Formula E	Andretti ATEC-03	40	59:15.859	3 Laps	97.5	1:16.918	21

#### NOT CLASSIFIED

5		M. ENGEL	DEU	Venturi Formula E Team	Venturi VM200-FE-03	15	26:07.493				1:17.360	12
68		L. FILIPPI	ITA	NIO Formula E Team	NextEV NIO Sport 003	7	10:42.773				1:19.002	3
7		J. D'AMBROSIO	BEL	DRAGON	PENSKE EV-2	6	8:55.109				1:18.873	4
6		J. LOPEZ	ARG	DRAGON	PENSKE EV-2	5	7:34.906				1:18.968	2
4		T. DILLMANN	FRA	Venturi Formula E Team	Venturi VM200-FE-03	4	6:14.347				1:18.958	2

#### POLE POSITION

9		S. BUEMI	CHE	Renault e.dams	Renault Z.E. 17		1:17.973				109.6 Kph
---	--	----------	-----	----------------	-----------------	--	----------	--	--	--	-----------

#### FASTEST LAP

66		D. ABT	DEU	Audi Sport ABT Schaeffler	Audi e-tron FE04		1:15.552 on Lap 15				113.1 Kph
----	--	--------	-----	---------------------------	------------------	--	--------------------	--	--	--	-----------

#### FASTEST LAP IN TOP 10

66		D. ABT	DEU	Audi Sport ABT Schaeffler	Audi e-tron FE04		1:15.552 on Lap 15				113.1 Kph
----	--	--------	-----	---------------------------	------------------	--	--------------------	--	--	--	-----------

Stewards

Timekeeper

Series Partners:

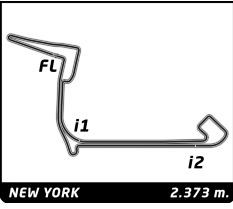
Title Partner Global Partner Technical Partner Official Partners



No part of these results/data may be reproduced, stored in a retrieval system or transmitted in any form or by any means electronic, mechanical, photocopying, recording, broadcasting or otherwise without prior permission of the copyright holder except for reproduction in local/national/international daily press and regular printed publications on sale to the public within 90 days of the event to which the results/data relate and provided that the copyright symbol appears together with the name of the copyright holder.

The FÉDÉRATION INTERNATIONALE DE L'AUTOMOBILE logo, FÉDÉRATION INTERNATIONALE DE L'AUTOMOBILE, FIA logo, FIA, FIA FORMULA-E CHAMPIONSHIP, FIA FORMULA-E CHAMPIONSHIP logo and related marks are protected trademarks of the Fédération Internationale de l'Automobile (FIA), Chemin de Blandonnet 2, 1214 Vernier, Switzerland.

©2017, Fédération Internationale de l'Automobile (FIA)



# ABB FIA Formula E Championship

## Round 12 - New York City ePrix

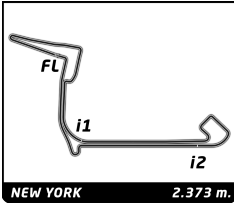
### Race 2

## Lap Chart

Official Timekeeper 

		LAP																																		
Nr	Pos	Grid	0	1	2	3	4	5	6	7	8	9	10	11	12	13	14	15	16	17	18	19	20	21	22	23	24	25	26	27	28	29	30	31		
9	<b>1</b>	9	25	25	25	25	25	25	25	25	25	25	25	25	25	25	25	25	25	25	25	25	25	25	25	25	25	25	25	25	25	25	25	25	25	
18	<b>2</b>	18	9	9	9	9	9	18	18	18	18	18	18	9	1	1	1	1	1	1	1	1	1	1	1	1	1	1	1	1	1	1	1	1	1	1
25	<b>3</b>	25	18	18	18	18	18	9	9	9	9	9	9	1	9	9	9	9	9	9	9	66	66	66	9	9	66	66	9	9	9	66	66	66	66	66
66	<b>4</b>	66	1	1	1	1	1	1	1	1	1	1	1	3	66	66	66	66	66	66	66	66	9	9	9	3	66	9	9	66	66	66	66	66	66	66
1	<b>5</b>	1	3	3	3	3	3	3	3	3	3	3	3	3	66	3	3	3	3	3	3	3	3	3	20	27	19	19	19	19	19	19	19	19	19	
20	<b>6</b>	20	66	66	66	66	66	66	66	66	66	66	66	20	20	20	20	20	20	20	20	20	20	19	8	20	20	20	20	20	20	20	20	20	20	
3	<b>7</b>	3	19	19	19	19	19	19	19	19	19	19	19	19	19	19	19	19	19	19	19	19	19	3	66	23	23	23	23	23	23	23	23	23	23	23
2	<b>8</b>	2	20	20	20	20	20	20	20	20	20	20	20	23	23	23	23	23	23	23	23	23	23	23	16	3	3	3	3	3	3	3	3	3	3	
19	<b>9</b>	19	2	2	2	2	2	23	23	23	23	23	23	2	2	2	2	2	2	2	2	2	2	2	18	2	2	2	2	2	2	2	2	2	2	2
27	<b>10</b>	27	27	27	27	27	27	23	2	2	2	2	2	27	27	27	27	27	28	28	28	28	27	27	19	27	27	27	27	27	27	27	27	27	27	
6	<b>11</b>	6	6	6	6	6	23	27	27	27	27	27	27	5	5	5	28	28	27	27	27	8	8	8	20	8	8	8	8	8	8	8	8	8	8	
7	<b>12</b>	7	23	23	23	23	6	5	5	5	5	5	5	28	28	28	8	8	8	8	8	16	16	16	23	18	18	18	18	18	18	18	18	18	18	
23	<b>13</b>	23	4	4	4	4	4	6	28	28	28	28	28	8	8	8	16	16	16	16	16	16	16	18	18	2	36	16	16	16	16	16	16	16	16	
4	<b>14</b>	4	7	5	5	5	5	28	7	8	8	8	8	16	16	16	18	18	18	18	18	18	28	28	36	16	28	28	28	28	28	28	28	28	28	
68	<b>15</b>	68	5	7	7	28	28	7	68	16	16	16	16	18	18	18	5	5	36	36	36	36	36	36	28	28	36	36	36	36	36	36	36	36	36	
8	<b>16</b>	8	28	28	28	7	7	68	8	68	36	36	36	36	36	36	36	36	36	36	36	36	36	36	36	36	36	36	36	36	36	36	36	36	36	36
5	<b>17</b>	5	68	68	68	68	68	8	16	36																										
16	<b>18</b>	16	8	8	8	8	8	16	36																											
36	<b>19</b>	36	16	16	16	16	16	36																												
28	<b>20</b>	28	36	36	36	36	36																													





# ABB FIA Formula E Championship

## Round 12 - New York City ePrix

### Race 2

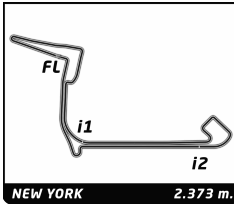
## Lap Chart

Official Timekeeper 

		LAP												
Nr	Pos	32	33	34	35	36	37	38	39	40	41	42	43	
9	<b>1</b>	25	25	25	25	25	25	25	25	25	25	25	25	
18	<b>2</b>	1	1	1	1	1	1	1	1	1	1	1	1	
25	<b>3</b>	66	66	66	66	66	66	66	66	66	66	66	66	
66	<b>4</b>	9	9	9	9	9	9	9	9	9	9	9	9	
1	<b>5</b>	19	19	19	19	19	19	19	19	19	19	19	19	
20	<b>6</b>	20	20	20	20	20	20	20	20	20	20	20	20	
3	<b>7</b>	23	23	23	23	23	23	23	23	23	3	3	3	
2	<b>8</b>	3	3	3	3	3	3	3	3	3	23	23	23	
19	<b>9</b>	2	2	2	2	2	2	2	2	2	18	18	18	
27	<b>10</b>	27	27	27	27	27	27	27	27	18	2	2	2	
6	<b>11</b>	8	8	8	8	8	18	18	18	27	27	27	8	
7	<b>12</b>	18	18	18	18	18	8	8	8	8	8	8	27	
23	<b>13</b>	16	16	16	16	16	16	16	16	16	16	16	16	
4	<b>14</b>	28	28	28	28	28	28	36	36	36	36	36		
68	<b>15</b>	36	36	36	36	36	36	28	28	28				
8	<b>16</b>													
5	<b>17</b>													
16	<b>18</b>													
36	<b>19</b>													
28	<b>20</b>													



FIA FORMULA E  
CHAMPIONSHIP  
2017-18



# ABB FIA Formula E Championship

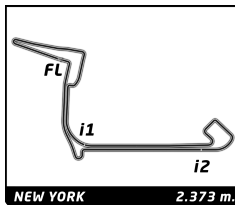
## Round 12 - New York City ePrix

### Race 2

### Best Sector Times

Official Timekeeper TAG Heuer

SECTOR 1			SECTOR 2		SECTOR 3					
Pos	Driver	Time	Driver	Time	Driver	Time	Pos	Driver	Ideal Lap	Best Lap
1	25 J.VERGNE	27.835	1 L.DI GRASSI	23.509	66 D.ABT	23.767	1	66 D.ABT	1:15.392	1:15.552 (1)
2	18 A.LOTTERER	27.871	20 M.EVANS	23.578	19 F.ROSENQVIST	24.007	2	18 A.LOTTERER	1:15.584	1:15.766 (2)
3	9 S.BUEMI	28.005	66 D.ABT	23.609	9 S.BUEMI	24.037	3	20 M.EVANS	1:15.688	1:16.175 (6)
4	66 D.ABT	28.016	18 A.LOTTERER	23.655	18 A.LOTTERER	24.058	4	9 S.BUEMI	1:15.703	1:16.207 (7)
5	20 M.EVANS	28.020	9 S.BUEMI	23.661	23 N.HEIDFELD	24.074	5	1 L.DI GRASSI	1:15.805	1:15.866 (3)
6	3 N.PIQUET	28.067	2 S.BIRD	23.671	20 M.EVANS	24.090	6	23 N.HEIDFELD	1:15.836	1:16.107 (5)
7	8 N.PROST	28.069	23 N.HEIDFELD	23.685	1 L.DI GRASSI	24.177	7	25 J.VERGNE	1:15.838	1:15.979 (4)
8	23 N.HEIDFELD	28.077	25 J.VERGNE	23.739	8 N.PROST	24.225	8	19 F.ROSENQVIST	1:15.913	1:16.251 (8)
9	19 F.ROSENQVIST	28.106	19 F.ROSENQVIST	23.800	25 J.VERGNE	24.264	9	3 N.PIQUET	1:16.162	1:16.434 (9)
10	1 L.DI GRASSI	28.119	3 N.PIQUET	23.820	27 S.SARRAZIN	24.265	10	2 S.BIRD	1:16.200	1:16.538 (10)
11	2 S.BIRD	28.139	36 A.LYNN	23.915	3 N.PIQUET	24.275	11	8 N.PROST	1:16.349	1:16.917 (11)
12	27 S.SARRAZIN	28.292	28 A.DA COSTA	24.005	28 A.DA COSTA	24.318	12	28 A.DA COSTA	1:16.658	1:16.918 (12)
13	28 A.DA COSTA	28.335	16 MA Qing Hua	24.025	16 MA Qing Hua	24.339	13	27 S.SARRAZIN	1:16.667	1:17.042 (14)
14	16 MA Qing Hua	28.409	8 N.PROST	24.055	2 S.BIRD	24.390	14	36 A.LYNN	1:16.757	1:16.951 (13)
15	36 A.LYNN	28.418	27 S.SARRAZIN	24.110	36 A.LYNN	24.424	15	16 MA Qing Hua	1:16.773	1:17.079 (15)
16	5 M.ENGEL	28.431	68 L.FILIPPI	24.114	5 M.ENGEL	24.491	16	5 M.ENGEL	1:17.089	1:17.360 (16)
17	6 J.LOPEZ	28.772	5 M.ENGEL	24.167	68 L.FILIPPI	24.899	17	68 L.FILIPPI	1:17.956	1:19.002 (20)
18	7 J.D'AMBROSIO	28.824	4 T.DILLMANN	24.556	7 J.D'AMBROSIO	24.958	18	4 T.DILLMANN	1:18.502	1:18.958 (18)
19	4 T.DILLMANN	28.921	7 J.D'AMBROSIO	24.825	6 J.LOPEZ	24.975	19	6 J.LOPEZ	1:18.576	1:18.968 (19)
20	68 L.FILIPPI	28.943	6 J.LOPEZ	24.829	4 T.DILLMANN	25.025	20	7 J.D'AMBROSIO	1:18.607	1:18.873 (17)



## ABB FIA Formula E Championship

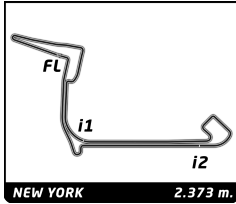
### Round 12 - New York City ePrix

### Race 2

### Fastest Lap Sequence

Official Timekeeper 

Practice Time	Driver	Team	Car	Time	Kph	Lap
2:09.311	25 Jean-Eric VERGNE	TECHEETAH	Renault Z.E. 17	<b>1:18.806</b>	108.4	1
3:27.320	25 Jean-Eric VERGNE	TECHEETAH	Renault Z.E. 17	<b>1:18.009</b>	109.5	2
4:45.252	25 Jean-Eric VERGNE	TECHEETAH	Renault Z.E. 17	<b>1:17.932</b>	109.6	3
4:47.282	18 André LOTTERER	TECHEETAH	Renault Z.E. 17	<b>1:17.903</b>	109.7	3
4:47.870	1 Lucas DI GRASSI	Audi Sport ABT Schaeffler	Audi e-tron FE04	<b>1:17.794</b>	109.8	3
6:03.038	25 Jean-Eric VERGNE	TECHEETAH	Renault Z.E. 17	<b>1:17.786</b>	109.8	4
6:04.171	9 Sébastien BUEMI	Renault e.dams	Renault Z.E. 17	<b>1:17.754</b>	109.9	4
6:04.850	18 André LOTTERER	TECHEETAH	Renault Z.E. 17	<b>1:17.568</b>	110.1	4
21:24.477	25 Jean-Eric VERGNE	TECHEETAH	Renault Z.E. 17	<b>1:17.092</b>	110.8	12
21:31.486	66 Daniel ABT	Audi Sport ABT Schaeffler	Audi e-tron FE04	<b>1:16.953</b>	111.0	12
21:32.911	20 Mitch EVANS	Panasonic Jaguar Racing	Jaguar I-Type II	<b>1:16.636</b>	111.5	12
21:33.783	19 Felix ROSENQVIST	Mahindra Racing	Mahindra M4Electro	<b>1:16.392</b>	111.8	12
21:34.836	23 Nick HEIDFELD	Mahindra Racing	Mahindra M4Electro	<b>1:16.203</b>	112.1	12
22:47.634	66 Daniel ABT	Audi Sport ABT Schaeffler	Audi e-tron FE04	<b>1:16.148</b>	112.2	13
23:59.019	1 Lucas DI GRASSI	Audi Sport ABT Schaeffler	Audi e-tron FE04	<b>1:16.041</b>	112.3	14
24:03.383	66 Daniel ABT	Audi Sport ABT Schaeffler	Audi e-tron FE04	<b>1:15.749</b>	112.8	14
25:18.935	66 Daniel ABT	Audi Sport ABT Schaeffler	Audi e-tron FE04	<b>1:15.552</b>	113.1	15



# ABB FIA Formula E Championship

## Round 12 - New York City ePrix

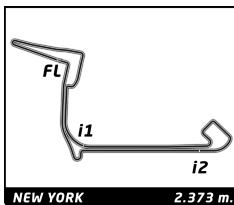
### Race 2

Analysis by lap

Official Timekeeper 

 Lapped

Nr	Lap Time	Gap	Nr	Lap Time	Gap	Nr	Lap Time	Gap	Nr	Lap Time	Gap	Nr	Lap Time	Gap
<b>Lap 0</b>			6	1:18.968	7.682	25	1:17.795		68	1:47.124	45.925	<b>Lap 11</b>		
25	50.505		23	1:18.910	8.139	18	1:17.900	1.917	36	1:59.469	1:34.781	25	2:06.960	
9	51.128	0.623	4	1:18.958	8.770	9	1:19.003	2.341	<b>Lap 8</b>			9	2:05.801	1.527
18	51.557	1.052	5	1:19.178	9.669	1	1:17.990	2.790	25	2:31.623		1	2:05.878	2.071
1	52.098	1.593	7	1:18.924	10.133	3	1:17.997	3.531	18	2:31.577	1.926	3	2:05.508	6.605
3	52.670	2.165	28	1:19.102	10.764	66	1:17.923	4.064	9	2:31.835	2.886	66	2:05.294	7.148
66	53.363	2.858	68	1:19.406	11.748	19	1:17.927	6.365	1	2:31.892	3.503	20	2:02.879	8.890
19	53.710	3.205	8	1:19.407	12.468	20	1:18.031	7.038	3	2:33.521	6.009	19	2:04.670	10.006
20	54.006	3.501	16	1:20.847	14.645	2	1:18.900	8.938	66	2:33.649	6.658	23	1:59.560	11.248
2	54.303	3.798	36	1:20.892	47.493	23	1:18.121	10.092	19	2:37.379	12.792	2	1:56.736	11.877
27	54.833	4.328	<b>Lap 3</b>			27	1:19.389	10.618	20	2:37.891	13.859	27	1:57.087	12.715
6	55.396	4.891	25	1:17.932		5	1:19.636	13.549	23	2:39.599	18.571	5	1:56.906	13.201
23	55.734	5.229	9	1:17.966	1.165	6	1:20.939	14.073	2	2:40.495	21.028	28	1:54.671	13.550
4	56.125	5.620	18	1:17.903	2.030	28	1:19.653	14.384	27	2:40.220	21.441	8	1:49.257	16.502
7	56.931	6.426	1	1:17.794	2.618	7	1:19.332	14.927	5	2:40.127	22.126	16	1:43.664	21.027
5	57.396	6.891	1	1:17.794	2.618	68	1:19.175	15.555	28	2:42.796	27.547	18	2:34.988	29.495
28	57.842	7.337	3	1:18.042	3.298	8	1:19.235	16.156	8	2:46.145	33.794	36	1:19.248	54.716
68	58.189	7.684	66	1:17.970	3.862	16	1:19.572	19.772	16	2:46.334	43.942	<b>Lap 12</b>		
8	58.732	8.227	19	1:18.453	5.869	36	1:19.262	51.674	36	2:47.015	1:50.173	25	1:17.092	
16	59.246	8.741	20	1:18.477	6.296	<b>Lap 6</b>			<b>Lap 9</b>			1	1:17.250	2.229
36	1:30.987	40.482	2	1:18.519	6.810	25	1:18.185		25	2:45.985		9	1:18.170	2.605
<b>Lap 1</b>			27	1:18.819	8.017	18	1:18.161	1.893	18	2:45.700	1.641	66	1:16.953	7.009
25	1:18.806		6	1:19.156	8.906	9	1:18.197	2.353	9	2:45.820	2.721	3	1:17.981	7.494
9	1:19.212	1.029	23	1:19.158	9.365	1	1:18.285	2.890	1	2:45.759	3.277	20	1:16.636	8.434
18	1:19.643	1.889	4	1:19.035	9.873	3	1:18.471	3.817	3	2:46.830	6.854	19	1:16.392	9.306
1	1:19.641	2.428	5	1:18.627	10.364	66	1:18.489	4.368	66	2:46.758	7.431	23	1:16.203	10.359
3	1:19.648	3.007	28	1:18.802	11.634	19	1:18.379	6.559	19	2:45.731	12.538	2	1:16.538	11.323
66	1:19.503	3.555	7	1:20.102	12.303	20	1:18.167	7.020	20	2:45.601	13.475	27	1:17.312	12.935
19	1:19.861	4.260	68	1:19.002	12.818	23	1:18.455	10.362	23	2:46.135	18.721	5	1:17.360	13.469
20	1:19.955	4.650	8	1:18.967	13.503	2	1:20.052	10.805	2	2:46.634	21.677	28	1:17.826	14.284
2	1:20.044	5.036	16	1:19.603	16.316	27	1:19.037	11.470	27	2:46.593	22.049	8	1:17.359	16.769
27	1:20.481	6.003	36	1:19.295	48.856	5	1:18.417	13.781	5	2:46.471	22.612	16	1:19.166	23.101
6	1:20.638	6.723	<b>Lap 4</b>			28	1:18.951	15.150	28	2:45.103	26.665	18	1:18.580	30.983
23	1:20.815	7.238	25	1:17.786		7	1:19.349	16.091	8	2:46.180	33.989	36	1:18.079	55.703
4	1:21.007	7.821	9	1:17.754	1.133	68	1:19.261	16.631	16	2:46.080	44.037	<b>Lap 13</b>		
5	1:20.415	8.500	18	1:17.568	1.812	8	1:19.168	17.139	36	2:47.147	1:51.335	25	1:16.907	
7	1:21.598	9.218	1	1:17.763	2.595	16	1:19.321	20.908	<b>Lap 10</b>			1	1:16.272	1.594
28	1:21.140	9.671	3	1:17.817	3.329	36	1:19.653	53.142	25	2:45.969		9	1:16.885	2.583
68	1:21.473	10.351	66	1:17.860	3.936	<b>Lap 7</b>			18	2:45.795	1.467	66	1:16.148	6.250
8	1:21.649	11.070	19	1:18.150	6.233	25	1:17.830		9	2:45.934	2.686	3	1:16.578	7.165
16	1:21.872	11.807	20	1:18.292	6.802	18	1:17.909	1.972	1	2:45.845	3.153	20	1:16.610	8.137
36	1:22.934	44.610	2	1:18.809	7.833	9	1:18.151	2.674	3	2:47.172	8.057	19	1:16.379	8.778
<b>Lap 2</b>			23	1:18.187	9.766	1	1:18.174	3.234	66	2:47.352	8.814	23	1:16.751	10.203
25	1:18.009		6	1:19.809	10.929	3	1:18.124	4.111	19	2:45.727	12.296	2	1:16.900	11.316
9	1:18.111	1.131	4	1:19.222	11.309	66	1:18.094	4.632	20	2:45.465	12.971	27	1:17.386	13.414
18	1:18.179	2.059	5	1:19.130	11.708	19	1:18.307	7.036	23	2:45.896	18.648	5	1:17.465	14.027
1	1:18.337	2.756	28	1:18.678	12.526	20	1:18.401	7.591	2	2:46.393	22.101	28	1:17.089	14.466
3	1:18.190	3.188	7	1:18.873	13.390	23	1:18.063	10.595	27	2:46.508	22.588	8	1:17.279	17.141
66	1:18.278	3.824	68	1:19.143	14.175	2	1:19.181	12.156	5	2:46.612	23.255	16	1:17.952	24.146
19	1:19.097	5.348	8	1:18.999	14.716	27	1:19.204	12.844	28	2:45.143	25.839	18	1:16.999	31.075
20	1:19.110	5.751	16	1:19.465	17.995	5	1:17.671	13.622	8	2:46.185	34.205	36	1:18.125	56.921
2	1:19.196	6.223	36	1:19.137	50.207	28	1:19.054	16.374	16	2:46.255	44.323	<b>Lap 14</b>		
27	1:19.136	7.130	<b>Lap 5</b>			8	1:19.963	19.272	36	2:37.062	1:42.428			
			6	1:19.809	10.929	16	1:26.153	29.231						



# ABB FIA Formula E Championship

## Round 12 - New York City ePrix

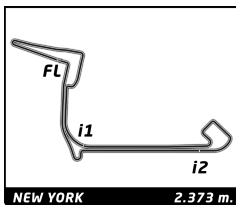
### Race 2

Analysis by lap

Official Timekeeper 

 Lapped

Nr	Lap Time	Gap	Nr	Lap Time	Gap	Nr	Lap Time	Gap	Nr	Lap Time	Gap	Nr	Lap Time	Gap	
25	1:16.517		66	1:15.689	2.979	2	1:16.797	13.706	16	2:00.085	47.357	1	1:15.968	0.652	
1	1:16.041	1.118	3	1:16.517	7.079	27	1:17.438	20.142	28	1:19.490	1:04.071	9	1:16.207	2.686	
9	1:16.307	2.373	20	1:16.483	8.344	8	1:17.245	20.745				66	1:16.527	3.689	
66	1:15.749	5.482	19	1:16.465	8.681	16	1:17.515	31.839	<b>Lap 24</b>						
3	1:16.434	7.082	23	1:16.325	9.420	18	1:17.709	33.006	25	1:19.490		19	1:16.582	8.269	
20	1:16.407	8.027	2	1:16.842	12.914	28	1:20.100	51.223	1	1:19.232	0.477	20	1:16.980	10.369	
19	1:16.379	8.640	28	1:17.441	17.127	36	1:17.580	1:05.731	66	1:17.684	1.199	23	1:16.934	12.676	
23	1:16.629	10.315	27	1:17.604	17.826				9	1:19.733	1.982	3	1:16.546	13.763	
2	1:16.759	11.558	8	1:17.487	19.440	<b>Lap 21</b>				2	1:17.627	18.131			
27	1:17.257	14.154	16	1:18.294	29.044	25	1:16.522		19	1:17.208	5.536	27	1:17.648	26.874	
28	1:17.170	15.119	18	1:16.446	31.791	1	1:16.360	0.616	20	1:18.587	7.689	8	1:17.282	29.885	
8	1:16.917	17.541	36	1:17.967	1:02.323	66	1:17.100	2.742	23	1:17.302	9.730	18	1:16.214	36.276	
16	1:17.619	25.248	<b>Lap 18</b>				9	1:16.643	3.539	3	1:17.994	10.794	16	1:17.583	59.358
18	1:16.821	31.379	25	1:16.916		20	1:16.277	8.210	2	1:18.194	13.720	28	1:17.967	1:06.361	
5	1:50.691	48.201	1	1:16.451	0.671	19	1:17.024	9.543	8	1:20.789	25.716				
36	1:17.796	58.200	9	1:16.664	1.705	3	1:18.833	9.959	18	1:18.615	36.488	<b>Lap 28</b>			
<b>Lap 15</b>				66	1:16.110	2.173	23	1:16.824	10.256	16	1:25.510	53.377	25	1:16.319	
25	1:16.553		3	1:16.584	6.747	2	1:16.928	14.112	28	1:17.351	1:01.932	1	1:16.342	0.675	
1	1:16.514	1.079	20	1:16.810	8.238	27	1:17.099	20.719	66	1:16.338	3.708	9	1:16.630	2.997	
9	1:16.389	2.209	19	1:16.844	8.609	8	1:17.492	21.715	36	1:48.445	1:09.107	19	1:16.741	8.691	
66	1:15.552	4.481	23	1:16.904	9.408	16	1:17.079	32.396	<b>Lap 25</b>						
3	1:16.532	7.061	2	1:16.930	12.928	18	1:17.232	33.716	25	1:16.111		20	1:17.122	11.172	
20	1:16.757	8.231	28	1:17.408	17.619	26	1:16.918	51.619	1	1:16.523	0.889	23	1:16.644	13.001	
19	1:16.712	8.799	27	1:17.612	18.522	38	1:18.025	1:07.234	66	1:16.597	1.685	3	1:16.888	14.332	
23	1:16.107	9.869	8	1:16.931	19.455	<b>Lap 22</b>				2	1:17.530	19.342			
2	1:17.081	12.086	16	1:17.466	29.594	25	1:16.619		27	1:17.374	27.929	8	1:17.198	30.764	
27	1:17.349	14.950	18	1:16.488	31.363	1	1:16.638	0.635	20	1:17.069	8.647	23	1:16.354	36.311	
28	1:16.971	15.537	36	1:17.896	1:03.303	9	1:16.998	3.918	23	1:17.363	10.982	18	1:16.352	1:01.391	
8	1:16.948	17.936	<b>Lap 19</b>				3	1:17.895	11.235	9	1:16.402	2.273	16	1:18.352	1:01.391
16	1:17.744	26.439	25	1:16.477		27	1:17.604	21.704	19	1:17.344	6.769	28	1:17.800	1:07.842	
18	1:16.787	31.613	1	1:16.539	0.733	8	1:17.460	22.556	20	1:17.344	6.769	<b>Lap 29</b>			
5	1:21.391	53.039	66	1:16.926	2.622	66	1:45.044	31.167	66	1:16.402	2.273	25	1:16.435		
36	1:17.854	59.501	9	1:18.020	3.248	16	1:18.313	34.090	19	1:17.344	6.769	1	1:16.485	0.725	
<b>Lap 16</b>				3	1:16.878	7.148	18	1:17.784	34.881	20	1:17.069	8.647	23	1:16.644	13.001
25	1:16.653		20	1:16.929	8.690	19	1:43.842	36.766	23	1:17.363	10.982	3	1:16.888	14.332	
1	1:16.386	0.812	19	1:17.068	9.200	20	1:45.875	37.466	9	1:16.402	2.273	2	1:17.530	19.342	
9	1:16.318	1.874	23	1:16.879	9.810	23	1:46.679	40.316	19	1:17.344	6.769	27	1:17.374	27.929	
66	1:15.792	3.620	2	1:16.868	13.319	2	1:45.406	42.899	20	1:17.069	8.647	8	1:17.198	30.764	
3	1:16.484	6.892	27	1:17.069	19.114	36	1:18.187	1:08.802	23	1:17.363	10.982	18	1:16.354	36.311	
20	1:16.613	8.191	8	1:16.932	19.910	28	1:56.399	1:31.399	9	1:16.402	2.273	16	1:18.352	1:01.391	
19	1:16.400	8.546	16	1:17.617	30.734	<b>Lap 23</b>				27	1:17.165	23.627			
23	1:16.209	9.425	18	1:16.821	31.707	25	1:46.818		8	1:17.430	27.035	8	1:17.198	30.764	
2	1:16.969	12.402	28	1:46.391	47.533	1	1:46.918	0.735	18	1:15.766	36.143	23	1:16.644	13.001	
28	1:17.132	16.016	36	1:17.735	1:04.561	6	1:18.313	34.090	16	1:19.182	56.448	3	1:16.888	14.332	
27	1:18.255	16.552	<b>Lap 20</b>				18	1:17.784	34.881	2	1:17.794	15.403	2	1:17.530	19.342
8	1:17.000	18.283	25	1:16.410		19	1:43.842	36.766	27	1:17.165	23.627	27	1:17.374	27.929	
16	1:17.294	27.080	1	1:16.455	0.778	20	1:45.875	37.466	8	1:17.430	27.035	8	1:17.198	30.764	
18	1:16.715	31.675	66	1:15.952	2.164	23	1:46.679	40.316	18	1:15.766	36.143	23	1:16.644	13.001	
36	1:17.838	1:00.686	9	1:16.580	3.418	2	1:45.406	42.899	28	1:17.319	1:03.140	3	1:16.888	14.332	
<b>Lap 17</b>				3	1:16.910	7.648	36	1:18.187	1:08.802	9	1:16.402	2.273	2	1:17.530	19.342
25	1:16.330		16	1:17.294	27.080	27	1:47.026	21.912	19	1:17.344	6.769	27	1:17.374	27.929	
1	1:16.654	1.136	18	1:16.715	31.675	8	1:48.679	24.417	20	1:17.069	8.647	8	1:17.198	30.764	
9	1:16.413	1.957	36	1:17.838	1:00.686	18	1:49.300	37.363	23	1:16.831	11.721	18	1:16.354	36.311	
				23	1:16.554	9.954	36	1:18.168	40.152	3	1:17.794	15.403	16	1:18.352	1:01.391
								<b>Lap 26</b>				28	1:17.800	1:07.842	
												25	1:16.111		
												1	1:16.523	0.889	
												66	1:16.597	1.685	
												9	1:16.402	2.273	
												19	1:17.344	6.769	
												20	1:17.069	8.647	
												23	1:17.363	10.982	
												3	1:16.746	11.429	
												2	1:17.794	15.403	
												27	1:17.165	23.627	
												8	1:17.430	27.035	
												18	1:15.766	36.143	
												16	1:19.182	56.448	
												28	1:17.319	1:03.140	
												36	1:20.407	1:13.403	
												<b>Lap 27</b>			
												25	1:16.092		
												1	1:15.866	0.663	
												9	1:16.277	2.458	
												66	1:17.548	3.141	
												19	1:16.989	7.666	
												20	1:16.813	9.368	
												23	1:16.831	11.721	
												3	1:17.859	13.196	
												2	1:17.172	16.483	
												27	1:17.670	25.205	
												8	1:17.639	28.582	
												18	1:15.990	36.041	
												16	1:17.398	57.754	
												28	1:17.325	1:04.373	
												36	1:17.755	1:15.066	
												<b>Lap 28</b>			
												25	1:16.319		
												1	1:16.342	0.675	
												9	1:16.630	2.997	
												66	1:16.338	3.708	
												36	1:24.288	1 Lap	
												19	1:16.741	8.691	
												20	1:17.122	11.172	
												23	1:16.644	13.001	
												3	1:16.888	14.332	
												2	1:17.530	19.342	
												27	1:17.374	27.929	
												8	1:17.198	30.764	
												18	1:16.354	36.311	
												16	1:18.352	1:01.391	
												28	1:17.800	1:07.842	
												<b>Lap 29</b>			
												25	1:16.435		
												1	1:16.485	0.725	
												66	1:17.015	4.288	
												9	1:18.363	4.925	
												36	1:17.300	1 Lap	
												19	1:17.287	9.543	
												20	1:17.127	11.864	



# ABB FIA Formula E Championship

## Round 12 - New York City ePrix

### Race 2

Analysis by lap

Official Timekeeper TAG Heuer

Lapped

Nr	Lap Time	Gap	Nr	Lap Time	Gap	Nr	Lap Time	Gap	Nr	Lap Time	Gap	Nr	Lap Time	Gap
23	1:16.753	13.775	18	1:16.651	35.259	1	1:16.687	0.357	<b>28</b>	1:18.463	1 Lap	27	1:19.271	34.594
3	1:17.166	15.293	16	1:17.491	1:09.012	66	1:16.930	4.401	20	1:17.865	18.458			
2	1:18.512	22.634	<b>Lap 34</b>			9	1:17.181	5.415	23	1:17.826	19.092			
27	1:17.210	29.378	25	1:17.474	<b>28</b>	1:18.408	1 Lap	3	1:17.799	19.531				
8	1:17.206	32.140	1	1:17.247	0.414	19	1:17.362	10.877	2	1:17.757	30.825			
18	1:16.365	36.194	<b>28</b>	1:20.455	1 Lap	<b>36</b>	1:17.301	1 Lap	18	1:16.847	31.369			
16	1:17.221	1:05.674	66	1:16.842	4.268	20	1:17.759	18.011	27	1:18.244	32.321			
28	1:18.608	1:11.609	9	1:16.991	5.109	23	1:17.830	18.731	8	1:17.524	33.511			
<b>Lap 31</b>			19	1:17.163	9.817	3	1:17.813	19.158	16	1:19.202	1:15.537			
25	1:16.655		<b>36</b>	1:17.578	1 Lap	2	1:17.677	30.213	<b>Lap 41</b>					
1	1:16.573	0.904	20	1:17.323	13.760	27	1:17.222	31.849	25	1:17.045				
66	1:16.811	4.659	23	1:17.128	14.278	18	1:16.665	34.049	1	1:16.990	0.545			
9	1:16.888	5.514	3	1:17.102	15.051	8	1:18.351	35.023	66	1:17.112	2.234			
<b>36</b>	1:16.985	1 Lap	2	1:17.833	25.988	16	1:17.539	1:14.566	9	1:16.833	2.997			
19	1:16.762	9.901	27	1:17.050	30.485	<b>Lap 38</b>			19	1:17.676	11.479			
20	1:17.104	13.029	8	1:17.102	32.775	25	1:17.030		<b>36</b>	1:17.852	1 Lap			
23	1:16.657	13.777	18	1:16.670	34.455	1	1:17.015	0.342	<b>28</b>	1:17.013	1 Lap			
3	1:16.854	15.492	16	1:20.197	1:11.735	66	1:16.937	4.308	20	1:17.736	19.149			
2	1:17.727	23.706	<b>Lap 35</b>			9	1:16.862	5.247	3	1:17.852	20.338			
27	1:17.125	29.848	25	1:16.663		<b>28</b>	1:18.416	1 Lap	23	1:18.830	20.877			
8	1:17.055	32.540	1	1:16.820	0.571	19	1:17.450	11.297	18	1:17.105	31.429			
18	1:16.419	35.958	66	1:16.695	4.300	<b>36</b>	1:17.017	1 Lap	2	1:18.257	32.037			
16	1:18.633	1:07.652	9	1:16.647	5.093	20	1:17.722	18.703	27	1:17.476	32.752			
28	1:18.471	1:13.425	<b>28</b>	1:20.890	1 Lap	23	1:17.582	19.283	8	1:17.367	33.833			
<b>Lap 32</b>			19	1:16.928	10.082	3	1:17.526	19.654	<b>Lap 42</b>					
25	1:17.071		<b>36</b>	1:17.147	1 Lap	2	1:17.571	30.754	25	1:17.876				
1	1:16.716	0.549	20	1:19.006	16.103	27	1:17.640	32.459	1	1:18.346	1.015			
66	1:16.808	4.396	23	1:18.960	16.575	18	1:16.410	33.429	66	1:17.234	1.592			
9	1:16.817	5.260	3	1:18.432	16.820	8	1:16.941	34.934	9	1:16.985	2.106			
<b>36</b>	1:16.951	1 Lap	2	1:18.131	27.456	16	1:17.543	1:15.079	<b>16</b>	1:22.573	1 Lap			
19	1:17.049	9.879	27	1:17.163	30.985	<b>Lap 39</b>			19	1:17.918	11.521			
20	1:17.574	13.532	8	1:17.137	33.249	25	1:18.664		<b>36</b>	1:17.797	1 Lap			
23	1:17.246	13.952	18	1:16.429	34.221	1	1:18.727	0.405	20	1:17.801	19.074			
3	1:16.707	15.128	16	1:17.805	1:12.877	66	1:17.065	2.709	3	1:17.409	19.871			
2	1:17.915	24.550	<b>Lap 36</b>			9	1:16.814	3.397	23	1:19.446	22.447			
27	1:17.042	29.819	25	1:16.869		19	1:17.786	10.419	18	1:16.149	29.702			
8	1:17.181	32.650	1	1:16.792	0.494	<b>36</b>	1:17.488	1 Lap	2	1:17.930	32.091			
18	1:16.282	35.169	66	1:16.864	4.295	<b>28</b>	1:20.917	1 Lap	27	1:18.409	33.285			
16	1:17.501	1:08.082	9	1:16.834	5.058	20	1:17.799	17.838	8	1:17.846	33.803			
28	1:18.556	1:14.910	<b>28</b>	1:18.511	1 Lap	23	1:17.892	18.511	<b>Lap 43</b>					
<b>Lap 33</b>			19	1:17.126	10.339	3	1:17.987	18.977	25	1:17.962				
25	1:16.561		<b>36</b>	1:17.198	1 Lap	2	1:18.223	30.313	1	1:17.455	0.508			
1	1:16.653	0.641	20	1:17.842	17.076	27	1:17.527	31.322	66	1:17.657	1.287			
66	1:17.065	4.900	23	1:18.019	17.725	18	1:17.002	31.767	9	1:17.636	1.780			
9	1:16.893	5.592	3	1:18.218	18.169	8	1:16.962	33.232	<b>16</b>	1:18.106	1 Lap			
19	1:16.810	10.128	2	1:18.773	29.360	16	1:17.165	1:13.580	19	1:18.587	12.146			
<b>36</b>	1:19.116	1 Lap	27	1:17.335	31.451	<b>Lap 40</b>			<b>36</b>	1:20.133	1 Lap			
20	1:16.940	13.911	8	1:17.116	33.496	25	1:17.245		20	1:18.938	20.050			
23	1:17.233	14.624	18	1:16.856	34.208	1	1:17.440	0.600	3	1:18.683	20.592			
3	1:16.856	15.423	16	1:17.843	1:13.851	66	1:16.703	2.167	23	1:19.790	24.275			
2	1:17.640	25.629	<b>Lap 37</b>			9	1:17.057	3.209	18	1:17.081	28.821			
27	1:17.651	30.909	25	1:16.824		19	1:17.674	10.848	2	1:18.681	32.810			
8	1:17.058	33.147	<b>Lap 38</b>			<b>36</b>	1:17.842	1 Lap	8	1:18.259	34.100			

Doc No.

Date:

Posted at:

## ABB FIA FORMULA E CHAMPIONSHIP

### Round 12 - New York City ePrix - Race 2

#### PIT STOPS CLASSIFICATION

Official Timekeeper: 

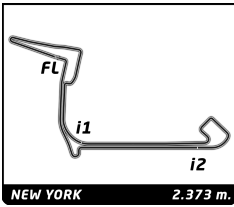
POS	NO	DRIVER	NAT	TEAM	VEHICLE	TIME	GAP
1	9	Sébastien BUEMI	CHE	Renault e.dams	Renault Z.E. 17	<b>28.974</b>	
2	19	Felix ROSENQVIST	SWE	Mahindra Racing	Mahindra M4Electro	<b>29.156</b>	+0.182
3	23	Nick HEIDFELD	DEU	Mahindra Racing	Mahindra M4Electro	<b>29.972</b>	+0.998
4	3	Nelson PIQUET	BRA	Panasonic Jaguar Racing	Jaguar I-Type II	<b>30.072</b>	+1.098
5	66	Daniel ABT	DEU	Audi Sport ABT Schaeffler	Audi e-tron FE04	<b>30.132</b>	+1.158
6	27	Stéphane SARRAZIN	FRA	Andretti Formula E	Andretti ATEC-03	<b>30.542</b>	+1.568
7	2	Sam BIRD	GBR	DS Virgin Racing	DS Virgin DSV-03	<b>30.701</b>	+1.727
8	25	Jean-Eric VERGNE	FRA	TECHEETAH	Renault Z.E. 17	<b>31.057</b>	+2.083
9	36	Alex LYNN	GBR	DS Virgin Racing	DS Virgin DSV-03	<b>31.224</b>	+2.250
10	1	Lucas DI GRASSI	BRA	Audi Sport ABT Schaeffler	Audi e-tron FE04	<b>31.305</b>	+2.331
11	20	Mitch EVANS	NZL	Panasonic Jaguar Racing	Jaguar I-Type II	<b>31.537</b>	+2.563
12	18	André LOTTERER	DEU	TECHEETAH	Renault Z.E. 17	<b>31.578</b>	+2.604
13	8	Nicolas PROST	FRA	Renault e.dams	Renault Z.E. 17	<b>32.233</b>	+3.259
14	5	Maro ENGEL	DEU	Venturi Formula E Team	Venturi VM200-FE-03	<b>33.216</b>	+4.242
15	28	Antonio Felix DA COSTA	PRT	Andretti Formula E	Andretti ATEC-03	<b>40.216</b>	+11.242
16	16	MA Qing Hua	CHN	NIO Formula E Team	NextEV NIO Sport 003	<b>40.369</b>	+11.395

## Series Partners:



No part of these results/data may be reproduced, stored in a retrieval system or transmitted in any form or by any means electronic, mechanical, photocopying, recording, broadcasting or otherwise without prior permission of the copyright holder except for reproduction in local/national/international daily press and regular printed publications on sale to the public within 90 days of the event to which the results/data relate and provided that the copyright symbol appears together with the name of the copyright holder.

The FÉDÉRATION INTERNATIONALE DE L'AUTOMOBILE logo, FÉDÉRATION INTERNATIONALE DE L'AUTOMOBILE, FIA logo, FIA, FIA FORMULA-E CHAMPIONSHIP, FIA FORMULA-E CHAMPIONSHIP logo and related marks are protected trademarks of the Fédération Internationale de l'Automobile (FIA), Chemin de Blandonnet 2, 1214 Vernier, Switzerland.



# ABB FIA Formula E Championship

## Round 12 - New York City ePrix

### Race 2

### Pit Stop Analysis

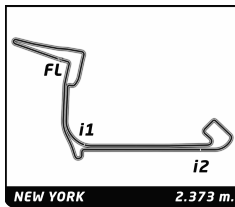
Official Timekeeper 

Nr.	In Time	In Driver	Out Time	Out Driver	Pit Time	T. Pit Time	Nr.	In Time	In Driver	Out Time	Out Driver	Pit Time	T. Pit Time
<b>1</b>		<b>Audi Sport ABT Schaeffler</b> Audi e-tron FE04					<b>36</b>		<b>DS Virgin Racing</b> DS Virgin DSV-03				
1	15:40:34.658	L. DI GRASSI	15:41:05.963	L. DI GRASSI	31.305	31.305	1	15:06:07.303	A. LYNN	15:06:39.016	A. LYNN	31.713	31.713
<b>2</b>		<b>DS Virgin Racing</b> DS Virgin DSV-03					2	15:43:02.601	A. LYNN	15:43:33.825	A. LYNN	31.224	1:02.937
1	15:39:30.608	S. BIRD	15:40:01.309	S. BIRD	30.701	30.701	<b>66</b>		<b>Audi Sport ABT Schaeffler</b> Audi e-tron FE04				
<b>3</b>		<b>Panasonic Jaguar Racing</b> Jaguar I-Type II					1	15:39:19.445	D. ABT	15:39:49.577	D. ABT	30.132	30.132
1	15:40:47.446	N. PIQUET	15:41:17.518	N. PIQUET	30.072	30.072							
<b>5</b>		<b>Venturi Formula E Team</b> Venturi VM200-FE-03											
1	15:29:20.915	M. ENGEL	15:29:54.131	M. ENGEL	33.216	33.216							
<b>8</b>		<b>Renault e.dams</b> Renault Z.E. 17											
1	15:40:57.412	N. PROST	15:41:29.645	N. PROST	32.233	32.233							
<b>9</b>		<b>Renault e.dams</b> Renault Z.E. 17											
1	15:40:37.993	S. BUEMI	15:41:06.967	S. BUEMI	28.974	28.974							
<b>16</b>		<b>NIO Formula E Team</b> NextEV NIO Sport 003											
1	15:41:12.216	MA Qing Hua	15:41:52.585	MA Qing Hua	40.369	40.369							
<b>18</b>		<b>TECHEETAH</b> Renault Z.E. 17											
1	15:25:14.608	A. LOTTERER	15:25:44.909	A. LOTTERER	30.301	30.301							
2	15:41:11.013	A. LOTTERER	15:41:42.591	A. LOTTERER	31.578	1:01.879							
<b>19</b>		<b>Mahindra Racing</b> Mahindra M4Electro											
1	15:39:26.020	F. ROSENQVIS	15:39:55.176	F. ROSENQVIS	29.156	29.156							
<b>20</b>		<b>Panasonic Jaguar Racing</b> Jaguar I-Type II											
1	15:39:24.339	M. EVANS	15:39:55.876	M. EVANS	31.537	31.537							
<b>23</b>		<b>Mahindra Racing</b> Mahindra M4Electro											
1	15:39:28.754	N. HEIDFELC	15:39:58.726	N. HEIDFELC	29.972	29.972							
<b>25</b>		<b>TECHEETAH</b> Renault Z.E. 17											
1	15:40:34.171	J. VERGNE	15:41:05.228	J. VERGNE	31.057	31.057							
<b>27</b>		<b>Andretti Formula E</b> Andretti ATEC-03											
1	15:40:56.598	S. SARRAZIN	15:41:27.140	S. SARRAZIN	30.542	30.542							
<b>28</b>		<b>Andretti Formula E</b> Andretti ATEC-03											
1	15:35:45.911	A. DA COSTA	15:36:16.392	A. DA COSTA	30.481	30.481							
2	15:40:09.593	A. DA COSTA	15:40:49.809	A. DA COSTA	40.216	1:10.697							





# FIA FORMULA E CHAMPIONSHIP 2017-18



## ABB FIA Formula E Championship Round 12 - New York City ePrix Race 2

### Analysis

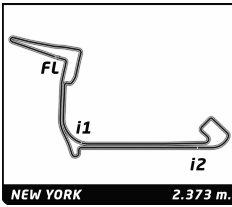
Official Timekeeper

■ 200KW ■ Personal Best ■ Session Best ■ Crossing the finish line in pit lane

Lap	Time	Sector 1	Sector 2	Sector 3	Kph	Elapsed	Lap	Time	Sector 1	Sector 2	Sector 3	Kph	Elapsed		
<b>1</b>	<b>Lucas DI GRASSI</b> BRA														
	Audi Sport ABT Schaeffler						Audi e-tron FE04								
0	B	52.098		25.467	96.5	52.098	7	A	1:19.181	28.993	24.637	25.551	107.9	10:09.004	
1	B	1:19.641	28.973	24.921	25.747	107.3	2:11.739	8	A	2:40.495	49.810	54.107	56.578	53.2	12:49.499
2	B	1:18.337	28.826	24.485	25.026	109.1	3:30.076	9	A	2:46.634	55.798	54.230	56.606	51.3	15:36.133
3	B	1:17.794	28.777	24.214	24.803	109.8	4:47.870	10	A	2:46.393	55.789	54.009	56.595	51.3	18:22.526
4	B	1:17.763	28.578	24.428	24.757	109.9	6:05.633	11	A	1:56.736	55.779	36.152	24.805	73.2	20:19.262
5	B	1:17.990	28.520	24.424	25.046	109.5	7:23.623	12	A	1:16.538	28.259	23.838	24.441	111.6	21:35.800
6	B	1:18.285	29.027	24.364	24.894	109.1	8:41.908	13	A	1:16.900	28.292	24.218	24.390	111.1	22:52.700
7	B	1:18.174	28.929	24.378	24.867	109.3	10:00.082	14	A	1:16.759	28.337	23.971	24.451	111.3	24:09.459
8	B	2:31.892	41.896	53.583	56.413	56.2	12:31.974	15	A	1:17.081	28.337	24.036	24.708	110.8	25:26.540
9	B	2:45.759	55.589	53.675	56.495	51.5	15:17.733	16	A	1:16.969	28.255	24.044	24.670	111.0	26:43.509
10	B	2:45.845	55.616	53.708	56.521	51.5	18:03.578	17	A	1:16.842	28.307	23.972	24.563	111.2	28:00.351
11	B	2:05.878	55.688	45.702	24.488	67.9	20:09.456	18	A	1:16.930	28.488	23.833	24.609	111.0	29:17.281
12	B	1:17.250	28.548	24.063	24.639	110.6	21:26.706	19	A	1:16.868	28.388	23.863	24.617	111.1	30:34.149
13	B	1:16.272	28.344	23.742	24.186	112.0	22:42.978	20	A	1:16.797	28.335	23.918	24.544	111.2	31:50.946
14	B	1:16.041	28.127	23.708	24.206	112.3	23:59.019	21	A	1:16.928	28.351	23.835	24.742	111.0	33:07.874
15	B	1:16.514	28.256	23.857	24.401	111.7	25:15.533	22	B	1:45.406 <b>B</b>	28.259	23.671	53.476	81.0	34:53.280
16	B	1:16.386	28.347	23.690	24.349	111.8	26:31.919	23	B	1:18.935	29.625	24.391	24.919	108.2	36:12.215
17	B	1:16.654	28.226	24.146	24.282	111.4	27:48.573	24	B	1:18.194	28.612	24.221	25.361	109.3	37:30.409
18	B	1:16.451	28.201	23.832	24.418	111.7	29:05.024	25	B	1:17.794	28.707	24.187	24.900	109.8	38:48.203
19	B	1:16.539	28.347	23.786	24.406	111.6	30:21.563	26	B	1:17.172	28.139	23.985	25.048	110.7	40:05.375
20	B	1:16.455	28.291	23.860	24.304	111.7	31:38.018	27	B	1:17.627	28.307	24.303	25.017	110.0	41:23.002
21	B	1:16.360	28.248	23.756	24.356	111.9	32:54.378	28	B	1:17.530	28.361	24.097	25.072	110.2	42:40.532
22	B	1:16.638	28.434	23.809	24.395	111.5	34:11.016	29	B	1:17.740	28.431	24.214	25.095	109.9	43:58.272
23	A	1:46.918 <b>B</b>	28.545	23.877	54.496	79.9	35:57.934	30	B	1:18.512	28.442	24.384	25.686	108.8	45:16.784
24	A	1:19.232	30.825	23.811	24.596	107.8	37:17.166	31	B	1:17.727	28.382	24.259	25.086	109.9	46:34.511
25	A	1:16.523	28.417	23.830	24.276	111.6	38:33.689	32	B	1:17.915	28.481	24.318	25.116	109.6	47:52.426
26	A	1:15.866	28.138	23.509	24.219	112.6	39:49.555	33	B	1:17.640	28.349	24.147	25.144	110.0	49:10.066
27	A	1:15.968	28.119	23.672	24.177	112.5	41:05.523	34	B	1:17.833	28.528	24.124	25.181	109.8	50:27.899
28	A	1:16.342	28.391	23.725	24.226	111.9	42:21.865	35	B	1:18.131	28.364	24.433	25.334	109.3	51:46.030
29	A	1:16.485	28.268	23.776	24.441	111.7	43:38.350	36	B	1:18.773	28.643	24.555	25.575	108.4	53:04.803
30	A	1:16.786	28.279	24.083	24.424	111.3	44:55.136	37	B	1:17.677	28.398	24.288	24.991	110.0	54:22.480
31	A	1:16.573	28.332	23.828	24.413	111.6	46:11.709	38	B	1:17.571	28.456	24.193	24.922	110.1	55:40.051
32	A	1:16.716	28.347	23.916	24.453	111.4	47:28.425	39	B	1:18.223	28.526	24.449	25.248	109.2	56:58.274
33	A	1:16.653	28.396	23.825	24.432	111.4	48:45.078	40	B	1:17.757	28.397	24.189	25.171	109.9	58:16.031
34	A	1:17.247	28.451	23.847	24.949	110.6	50:02.325	41	B	1:18.257	28.533	24.369	25.355	109.2	59:34.288
35	A	1:16.820	28.509	23.881	24.430	111.2	51:19.145	42	B	1:17.930	28.519	24.315	25.096	109.6	1:00:52.218
36	A	1:16.792	28.425	23.823	24.544	111.2	52:35.937	43	B	1:18.681	28.563	24.075	26.043	108.6	1:02:10.899
37	A	1:16.687	28.512	23.790	24.385	111.4	53:52.624	<b>3</b> <b>Nelson PIQUET</b> BRA							
38	A	1:17.015	28.621	23.876	24.518	110.9	55:09.639	Panasonic Jaguar Racing Jaguar I-Type II							
39	A	1:18.727	28.703	24.123	25.901	108.5	56:28.366	0	A	52.670			25.708	95.4	52.670
40	A	1:17.440	28.965	23.954	24.521	110.3	57:45.806	1	A	1:19.648	28.884	24.756	26.008	107.3	2:12.318
41	A	1:16.990	28.442	23.883	24.665	111.0	59:02.796	2	A	1:18.190	28.800	24.546	24.844	109.3	3:30.508
42	A	1:18.346	28.611	23.997	25.738	109.0	1:00:21.142	3	A	1:18.042	28.702	24.465	24.875	109.5	4:48.550
43	A	1:17.455	28.503	24.115	24.837	110.3	1:01:38.597	4	A	1:17.817	28.566	24.461	24.790	109.8	6:06.367
<b>2</b> <b>Sam BIRD</b> GBR															
DS Virgin Racing							DS Virgin DSV-03								
0	A	54.303		26.034	92.5	54.303	5	A	1:17.997	28.626	24.703	24.668	109.5	7:24.364	
1	A	1:20.044	29.835	24.884	25.325	106.7	2:14.347	6	A	1:18.471	28.873	24.971	24.627	108.9	8:42.835
2	A	1:19.196	29.173	24.812	25.211	107.9	3:33.543	7	A	1:18.124	28.862	24.614	24.648	109.3	10:00.959
3	A	1:18.519	28.743	24.620	25.156	108.8	4:52.062	8	A	2:33.521	42.581	54.158	56.782	55.6	12:34.480
4	A	1:18.809	28.872	24.911	25.026	108.4	6:10.871	9	A	2:46.830	55.938	54.024	56.868	51.2	15:21.310
5	A	1:18.900	28.990	24.542	25.368	108.3	7:29.771	10	A	2:47.172	55.864	54.278	57.030	51.1	18:08.482
6	A	1:20.052	29.190	24.648	26.214	106.7	8:49.823	11	A	2:05.508	56.122	44.539	24.847	68.1	20:13.990
								12	A	1:17.981	28.340	24.216	25.425	109.5	21:31.971
								13	A	1:16.578	28.249	24.054	24.275	111.6	22:48.549
								14	A	1:16.434	28.067	23.984	24.383	111.8	24:04.983
								15	A	1:16.532	28.145	23.970	24.417	111.6	25:21.515
								16	A	1:16.484	28.130	23.918	24.436	111.7	26:37.999
								17	A	1:16.517	28.083	23.963	24.471	111.6	27:54.516



FIA FORMULA E  
CHAMPIONSHIP  
2017-18



# ABB FIA Formula E Championship

## Round 12 - New York City ePrix

### Race 2

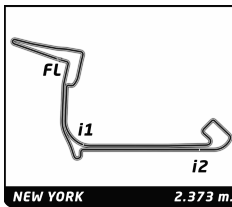
### Analysis

Official Timekeeper TAG Heuer

Lap	Time	Sector 1	Sector 2	Sector 3	Kph	Elapsed	Lap	Time	Sector 1	Sector 2	Sector 3	Kph	Elapsed
18	A 1:16.584	28.200	23.906	24.478	111.5	29:11.100	1	B 1:20.638	30.279	25.101	25.258	105.9	2:16.034
19	A 1:16.878	28.244	24.208	24.426	111.1	30:27.978	2	B 1:18.968	29.005	24.988	24.975	108.2	3:35.002
20	A 1:16.910	28.267	24.103	24.540	111.1	31:44.888	3	B 1:19.156	29.265	24.829	25.062	107.9	4:54.158
21	A 1:18.833	28.427	24.271	26.135	108.4	33:03.721	4	B 1:19.809	28.772	25.718	25.319	107.0	6:13.967
22	A 1:17.895	28.962	24.214	24.719	109.7	34:21.616	5	B 1:20.939	29.201	25.609	26.129	105.5	7:34.906
23	B 1:47.873 B	28.810	25.203	53.860	79.2	36:09.489	<b>7 Jérôme D'AMBROSIO</b> BEL						
24	B 1:17.994	29.643	23.896	24.455	109.5	37:27.483	DRAGON PENSKE EV-2						
25	B 1:16.746	28.396	23.924	24.426	111.3	38:44.229	0	B 56.931		27.219	88.3	56.931	
26	B 1:17.859	28.373	23.975	25.511	109.7	40:02.088	1	B 1:21.598	30.716	25.619	25.263	104.7	2:18.529
27	B 1:16.546	28.337	23.820	24.389	111.6	41:18.634	2	B 1:18.924	28.986	24.920	25.018	108.2	3:37.453
28	B 1:16.888	28.257	24.023	24.608	111.1	42:35.522	3	B 1:20.102	29.040	25.751	25.311	106.6	4:57.555
29	B 1:16.755	28.260	23.886	24.609	111.3	43:52.277	4	B 1:18.873	28.861	24.933	25.079	108.3	6:16.428
30	B 1:17.166	28.529	23.984	24.653	110.7	45:09.443	5	B 1:19.332	29.134	24.951	25.247	107.7	7:35.760
31	B 1:16.854	28.410	23.952	24.492	111.2	46:26.297	6	B 1:19.349	29.566	24.825	24.958	107.7	8:55.109
32	B 1:16.707	28.282	23.880	24.545	111.4	47:43.004	<b>8 Nicolas PROST</b> FRA						
33	B 1:16.856	28.359	23.831	24.666	111.2	48:59.860	Renault e.dams Renault Z.E. 17						
34	B 1:17.102	28.390	24.047	24.665	110.8	50:16.962	0	A 58.732		27.413	85.6	58.732	
35	B 1:18.432	28.624	24.107	25.701	108.9	51:35.394	1	A 1:21.649	30.736	25.573	25.340	104.6	2:20.381
36	B 1:18.218	29.333	24.035	24.850	109.2	52:53.612	2	A 1:19.407	29.280	24.819	25.308	107.6	3:39.788
37	B 1:17.813	28.539	24.516	24.758	109.8	54:11.425	3	A 1:18.967	28.820	24.693	25.454	108.2	4:58.755
38	B 1:17.526	28.585	24.166	24.775	110.2	55:28.951	4	A 1:18.999	28.980	24.957	25.062	108.1	6:17.754
39	B 1:17.987	28.821	24.224	24.942	109.5	56:46.938	5	A 1:19.235	28.976	24.968	25.291	107.8	7:36.989
40	B 1:17.799	28.693	24.170	24.936	109.8	58:04.737	6	A 1:19.168	29.583	24.874	24.711	107.9	8:56.157
41	B 1:17.852	28.747	24.159	24.946	109.7	59:22.589	7	A 1:19.963	29.127	24.371	26.465	106.8	10:16.120
42	B 1:17.409	28.589	24.003	24.817	110.4	1:00:39.998	8	A 2:46.145	55.721	53.950	56.474	51.4	13:02.265
43	B 1:18.683	28.761	24.023	25.899	108.6	1:01:58.681	9	A 2:46.180	55.753	53.991	56.436	51.4	15:48.445
<b>4 Tom DILLMANN</b> FRA							Venturi Formula E Team Venturi VM200-FE-03						
0	A 56.125			26.870	89.5	56.125	10	A 2:46.185	55.754	53.950	56.481	51.4	18:34.630
1	A 1:21.007	30.810	24.876	25.321	105.5	2:17.132	11	A 1:49.257	55.773	28.427	25.057	78.2	20:23.887
2	A 1:18.958	29.063	24.870	25.025	108.2	3:36.090	12	A 1:17.359	28.516	24.262	24.581	110.4	21:41.246
3	A 1:19.035	29.155	24.825	25.055	108.1	4:55.125	13	A 1:17.279	28.526	24.429	24.324	110.5	22:58.525
4	A 1:19.222	28.921	24.795	25.506	107.8	6:14.347	14	A 1:16.917	28.473	24.219	24.225	111.1	24:15.442
<b>5 Maro ENGEL</b> DEU							Venturi Formula E Team Venturi VM200-FE-03						
0	A 57.396			27.150	87.6	57.396	15	A 1:16.948	28.480	24.229	24.239	111.0	25:32.390
1	A 1:20.415	30.556	24.750	25.109	106.2	2:17.811	16	A 1:17.000	28.396	24.301	24.303	110.9	26:49.390
2	A 1:19.178	29.078	24.902	25.198	107.9	3:36.989	17	A 1:17.487	28.903	24.345	24.239	110.2	28:06.877
3	A 1:18.627	28.868	24.635	25.124	108.6	4:55.616	18	A 1:16.931	28.429	24.055	24.447	111.0	29:23.808
4	A 1:19.130	28.947	24.743	25.440	108.0	6:14.746	19	A 1:16.932	28.366	24.085	24.481	111.0	30:40.740
5	A 1:19.636	29.268	24.937	25.431	107.3	7:34.382	20	A 1:17.245	28.467	24.215	24.563	110.6	31:57.985
6	A 1:18.417	28.850	24.690	24.877	108.9	8:52.799	21	A 1:17.492	28.561	24.178	24.753	110.2	33:15.477
7	A 1:17.671	28.718	24.462	24.491	110.0	10:10.470	22	A 1:17.460	28.355	24.387	24.718	110.3	34:32.937
8	A 2:40.127	49.887	53.786	56.454	53.4	12:50.597	23	B 1:48.679 B	28.498	24.423	55.758	78.6	36:21.616
9	A 2:46.471	55.803	54.146	56.522	51.3	15:37.068	24	B 1:20.789	31.287	24.242	25.260	105.7	37:42.405
10	A 2:46.612	55.978	54.006	56.628	51.3	18:23.680	25	B 1:17.430	28.341	24.175	24.914	110.3	38:59.835
11	A 1:56.906	55.795	36.057	25.054	73.1	20:20.586	26	B 1:17.639	28.076	24.436	25.127	110.0	40:17.474
12	A 1:17.360	28.679	24.167	24.514	110.4	21:37.946	27	B 1:17.282	28.069	24.176	25.037	110.5	41:34.756
13	A 1:17.465	28.431	24.221	24.813	110.3	22:55.411	28	B 1:17.198	28.305	24.409	24.484	110.7	42:51.954
14	B 1:50.691 B	28.947	24.954	56.790	77.2	24:46.102	29	B 1:17.130	28.337	24.228	24.565	110.8	44:09.084
15	B 1:21.391	31.256	24.937	25.198	105.0	26:07.493	30	B 1:17.206	28.334	24.211	24.661	110.6	45:26.290
<b>6 José Maria LOPEZ</b> ARG							DRAGON PENSKE EV-2						
0	B 55.396			26.432	90.7	55.396	31	B 1:17.055	28.252	24.399	24.404	110.9	46:43.345
32	B 1:17.181	28.318	24.408	24.455	110.7	48:00.526	32	B 1:17.058	28.280	24.371	24.407	110.9	49:17.584
33	B 1:17.102	28.218	24.517	24.367	110.8	50:34.686	33	B 1:17.102	28.218	24.517	24.367	110.8	50:34.686
34	B 1:17.137	28.420	24.248	24.469	110.7	51:51.823	34	B 1:17.137	28.420	24.248	24.469	110.7	51:51.823
35	B 1:17.116	28.260	24.341	24.515	110.8	53:08.939	35	B 1:17.116	28.260	24.341	24.515	110.8	53:08.939
36	B 1:18.351	28.367	25.236	24.748	109.0	54:27.290	36	B 1:18.351	28.367	25.236	24.748	109.0	54:27.290
37	B 1:16.941	28.348	24.168	24.425	111.0	55:44.231	37	B 1:16.941	28.348	24.168	24.425	111.0	55:44.231
38	B 1:16.941	28.348	24.168	24.425	111.0	55:44.231	38	B 1:16.941	28.348	24.168	24.425	111.0	55:44.231



FIA FORMULA E  
CHAMPIONSHIP  
2017-18



# ABB FIA Formula E Championship

## Round 12 - New York City ePrix

### Race 2

### Analysis

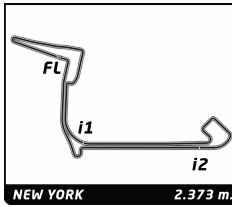
Official Timekeeper TAG Heuer

■ 200KW ■ Personal Best ■ Session Best ■ Crossing the finish line in pit lane

Lap	Time	Sector 1	Sector 2	Sector 3	Kph	Elapsed	Lap	Time	Sector 1	Sector 2	Sector 3	Kph	Elapsed
39	B 1:16.962	28.341	24.179	24.442	111.0	57:01.193	2	B 1:20.847	29.744	25.707	25.396	105.7	3:41.965
40	B 1:17.524	28.259	24.356	24.909	110.2	58:18.717	3	B 1:19.603	29.375	25.125	25.103	107.3	5:01.568
41	B 1:17.367	28.471	24.212	24.684	110.4	59:36.084	4	B 1:19.465	29.271	24.894	25.300	107.5	6:21.033
42	B 1:17.846	28.736	24.461	24.649	109.7	1:00:53.930	5	B 1:19.572	29.149	25.025	25.398	107.4	7:40.605
43	B 1:18.259	28.739	24.531	24.989	109.2	1:02:12.189	6	B 1:19.321	29.404	24.573	25.344	107.7	8:59.926
<b>9 Sébastien BUEMI</b> CHE							<b>7 B 1:26.153</b> 28.916 24.619 32.618 99.2 10:26.079						
Renault e.dams Renault Z.E. 17							8 B 2:46.334 55.797 53.925 56.612 51.4 13:12.413						
0	B 51.128			25.456	98.3	51.128	9	B 2:46.080	55.683	53.918	56.479	51.4	15:58.493
1	B 1:19.212	28.942	24.912	25.358	107.8	2:10.340	10	B 2:46.255	55.889	53.921	56.445	51.4	18:44.748
2	B 1:18.111	28.861	24.526	24.724	109.4	3:28.451	11	B 1:43.664	51.705	25.900	26.059	82.4	20:28.412
3	B 1:17.966	28.641	24.463	24.862	109.6	4:46.417	12	B 1:19.166	29.427	24.642	25.097	107.9	21:47.578
4	B 1:17.754	28.468	24.585	24.701	109.9	6:04.171	13	B 1:17.952	28.705	24.452	24.795	109.6	23:05.530
5	B 1:19.003	28.492	24.561	25.950	108.1	7:23.174	14	B 1:17.619	28.583	24.378	24.658	110.1	24:23.149
6	B 1:18.197	28.944	24.468	24.785	109.2	8:41.371	15	B 1:17.744	28.827	24.246	24.671	109.9	25:40.893
7	B 1:18.151	28.902	24.367	24.882	109.3	9:59.522	16	B 1:17.294	28.634	24.193	24.467	110.5	26:58.187
8	B 2:31.835	41.668	53.676	56.491	56.3	12:31.357	17	B 1:18.294	29.631	24.123	24.540	109.1	28:16.481
9	B 2:45.820	55.701	53.609	56.510	51.5	15:17.177	18	B 1:17.466	28.665	24.462	<b>24.339</b>	110.3	29:33.947
10	B 2:45.934	55.745	53.706	56.483	51.5	18:03.111	19	B 1:17.617	28.604	24.610	24.403	110.1	30:51.564
11	B 2:05.801	55.684	45.618	24.499	67.9	20:08.912	20	B 1:17.515	28.816	24.158	24.541	110.2	32:09.079
12	B 1:18.170	28.415	24.336	25.419	109.3	21:27.082	21	B <b>1:17.079</b>	<b>28.409</b>	24.133	24.537	110.8	33:26.158
13	B 1:16.885	28.573	24.168	24.144	111.1	22:43.967	22	B 1:18.313	28.984	24.472	24.857	109.1	34:44.471
14	B 1:16.307	28.222	23.983	24.102	112.0	24:00.274	23	A 2:00.085 <b>B</b>	28.760	25.662	1:05.663	71.1	36:44.556
15	B 1:16.389	28.217	24.011	24.161	111.8	25:16.663	24	A 1:25.510	34.579	25.058	25.873	99.9	38:10.066
16	B 1:16.318	28.205	24.076	<b>24.037</b>	111.9	26:32.981	25	A 1:19.182	29.640	24.523	25.019	107.9	39:29.248
17	B 1:16.413	28.294	23.943	24.176	111.8	27:49.394	26	A 1:17.398	28.567	24.216	24.615	110.4	40:46.646
18	B 1:16.664	28.214	24.023	24.427	111.4	29:06.058	27	A 1:17.583	28.679	24.284	24.620	110.1	42:04.229
19	B 1:18.020	28.246	24.568	25.206	109.5	30:24.078	28	A 1:18.352	29.357	24.229	24.766	109.0	43:22.581
20	B 1:16.580	28.321	24.136	24.123	111.6	31:40.658	29	A 1:20.022	28.458	24.078	27.486	106.8	44:42.603
21	B 1:16.643	28.117	24.184	24.342	111.5	32:57.301	30	A 1:17.221	28.471	24.167	24.583	110.6	45:59.824
22	B 1:16.998	28.189	24.412	24.397	110.9	34:14.299	31	A 1:18.633	29.604	24.355	24.674	108.6	47:18.457
23	A 1:44.639 <b>B</b>	28.183	24.461	51.995	81.6	35:58.938	32	A 1:17.501	28.614	24.203	24.684	110.2	48:35.958
24	A 1:19.733	30.999	24.215	24.519	107.1	37:18.671	33	A 1:17.491	28.432	24.434	24.625	110.2	49:53.449
25	A 1:16.402	28.253	23.801	24.348	111.8	38:35.073	34	A 1:20.197	28.594	26.808	24.795	106.5	51:13.646
26	A 1:16.277	■ 28.162	<b>23.661</b>	24.454	112.0	39:51.350	35	A 1:17.805	28.904	24.039	24.862	109.8	52:31.451
27	A <b>1:16.207</b>	<b>28.005</b>	23.869	24.333	112.1	41:07.557	36	A 1:17.843	28.838	24.296	24.709	109.7	53:49.294
28	A 1:16.630	28.196	23.945	24.489	111.5	42:24.187	37	A 1:17.539	28.795	24.305	24.439	110.2	55:06.833
29	A 1:18.363	28.799	24.812	24.752	109.0	43:42.550	38	A 1:17.543	28.926	24.056	24.561	110.2	56:24.376
30	A 1:16.881	28.449	23.920	24.512	111.1	44:59.431	39	A 1:17.165	28.620	<b>24.025</b>	24.520	110.7	57:41.541
31	A 1:16.888	28.197	24.135	24.556	111.1	46:16.319	40	A 1:19.202	28.737	25.521	24.944	107.9	59:00.743
32	A 1:16.817	28.307	24.052	24.458	111.2	47:33.136	41	A 1:22.573	29.158	24.330	29.085	103.5	1:00:23.316
33	A 1:16.893	28.463	24.082	24.348	111.1	48:50.029	42	A 1:18.106	29.172	24.236	24.698	109.4	1:01:41.422
34	A 1:16.991	28.404	24.190	24.397	111.0	50:07.020	<b>18 André LOTTERER</b> DEU						
35	A 1:16.647	28.247	23.995	24.405	111.5	51:23.667	TECHEETAH Renault Z.E. 17						
36	A 1:16.834	28.441	24.009	24.384	111.2	52:40.501	0	A 51.557			25.160	97.5	51.557
37	A 1:17.181	28.618	24.055	24.508	110.7	53:57.682	1	A 1:19.643	28.858	24.774	26.011	107.3	2:11.200
38	A 1:16.862	28.318	24.167	24.377	111.1	55:14.544	2	A 1:18.179	28.724	24.699	24.756	109.3	3:29.379
39	A 1:16.814	28.350	24.104	24.360	111.2	56:31.358	3	A 1:17.903	28.747	24.396	24.760	109.7	4:47.282
40	A 1:17.057	28.431	24.128	24.498	110.9	57:48.415	4	A 1:17.568	28.508	24.364	24.696	110.1	6:04.850
41	A 1:16.833	28.193	24.129	24.511	111.2	59:05.248	5	A 1:17.900	28.356	24.547	24.997	109.7	7:22.750
42	A 1:16.985	28.403	24.018	24.564	111.0	1:00:22.233	6	A 1:18.161	28.618	24.518	25.025	109.3	8:40.911
43	A 1:17.636	28.579	24.415	24.642	110.0	1:01:39.869	7	A 1:17.909	28.449	24.533	24.927	109.7	9:58.820
<b>16 MA Qing Hua</b> CHN							8	A 2:31.577	41.495	53.556	56.526	56.4	12:30.397
NIO Formula E Team NextEV NIO Sport 003							9	A 2:45.700	55.702	53.485	56.513	51.6	15:16.097
0	B 59.246			27.771	84.8	59.246	10	A 2:45.795	55.727	53.552	56.516	51.5	18:01.892
1	B 1:21.872	30.626	26.042	25.204	104.3	2:21.118	11	A 2:34.988 <b>B</b>	55.706	45.738	53.544	55.1	20:36.880
							12	A 1:18.580	29.492	24.310	24.778	108.7	21:55.460
							13	A 1:16.999	28.199	24.207	24.593	110.9	23:12.459



FIA FORMULA E  
CHAMPIONSHIP  
2017-18



# ABB FIA Formula E Championship

## Round 12 - New York City ePrix

### Race 2

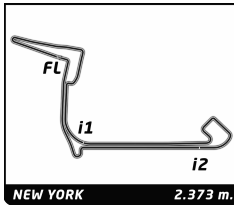
### Analysis

Official Timekeeper TAG Heuer

Lap	Time	Sector 1	Sector 2	Sector 3	Kph	Elapsed	Lap	Time	Sector 1	Sector 2	Sector 3	Kph	Elapsed
14	A 1:16.821	28.088	24.164	24.569	111.2	24:29.280	25	A 1:17.344	28.531	24.218	24.595	110.5	38:39.569
15	A 1:16.787	28.056	24.297	24.434	111.3	25:46.067	26	A 1:16.989	28.417	24.079	24.493	111.0	39:56.558
16	A 1:16.715	28.129	23.991	24.595	111.4	27:02.782	27	A 1:16.582	28.321	23.894	24.367	111.6	41:13.140
17	A 1:16.446	28.196	24.015	24.235	111.7	28:19.228	28	A 1:16.741	28.372	23.904	24.465	111.3	42:29.881
18	A 1:16.488	28.121	23.969	24.398	111.7	29:35.716	29	A 1:17.287	28.419	24.440	24.428	110.5	43:47.168
19	A 1:16.821	28.190	24.067	24.564	111.2	30:52.537	30	A 1:16.776	28.394	23.937	24.445	111.3	45:03.944
20	A 1:17.709	28.478	24.272	24.959	109.9	32:10.246	31	A 1:16.762	28.391	23.907	24.464	111.3	46:20.706
21	A 1:17.232	28.441	24.034	24.757	110.6	33:27.478	32	A 1:17.049	28.501	24.082	24.466	110.9	47:37.755
22	A 1:17.784	28.552	24.364	24.868	109.8	34:45.262	33	A 1:16.810	28.349	23.932	24.529	111.2	48:54.565
23	B 1:49.300 <b>B</b>	28.282	24.775	56.243	78.2	36:34.562	34	A 1:17.163	28.441	24.171	24.551	110.7	50:11.728
24	B 1:18.615	29.955	23.991	24.669	108.7	37:53.177	35	A 1:16.928	28.382	24.075	24.471	111.0	51:28.656
25	B <b>1:15.766</b>	27.908	23.800	<b>24.058</b>	112.8	39:08.943	36	A 1:17.126	28.491	24.129	24.506	110.8	52:45.782
26	B 1:15.990	<b>27.871</b>	<b>23.655</b>	24.464	112.4	40:24.933	37	A 1:17.362	28.555	24.181	24.626	110.4	54:03.144
27	B 1:16.214	28.113	23.789	24.312	112.1	41:41.147	38	A 1:17.450	28.613	24.114	24.723	110.3	55:20.594
28	B 1:16.354	28.281	23.707	24.366	111.9	42:57.501	39	A 1:17.786	28.747	24.204	24.835	109.8	56:38.380
29	B 1:16.478	27.991	23.731	24.756	111.7	44:13.979	40	A 1:17.674	28.610	24.144	24.920	110.0	57:56.054
30	B 1:16.365	28.350	23.876	24.139	111.9	45:30.344	41	A 1:17.676	28.732	24.250	24.694	110.0	59:13.730
31	B 1:16.419	28.276	23.836	24.307	111.8	46:46.763	42	A 1:17.918	28.665	24.364	24.889	109.6	1:00:31.648
32	B 1:16.282	28.142	23.835	24.305	112.0	48:03.045	43	A 1:18.587	28.958	24.428	25.201	108.7	1:01:50.235
33	B 1:16.651	28.335	24.084	24.232	111.5	49:19.696	<b>20 Mitch EVANS</b> NZL						
34	B 1:16.670	28.359	23.712	24.599	111.4	50:36.366	Panasonic Jaguar Racing Jaguar I-Type II						
35	B 1:16.429	28.251	23.857	24.321	111.8	51:52.795	0	B 54.006		26.152	93.1	54.006	
36	B 1:16.856	28.266	23.841	24.749	111.2	53:09.651	1	B 1:19.955	29.670	24.812	25.473	106.8	2:13.961
37	B 1:16.665	28.216	23.890	24.559	111.4	54:26.316	2	B 1:19.110	29.040	24.893	25.177	108.0	3:33.071
38	B 1:16.410	28.046	23.879	24.485	111.8	55:42.726	3	B 1:18.477	28.684	24.623	25.170	108.9	4:51.548
39	B 1:17.002	28.147	24.034	24.821	110.9	56:59.728	4	B 1:18.292	28.915	24.632	24.745	109.1	6:09.840
40	B 1:16.847	28.418	23.823	24.606	111.2	58:16.575	5	B 1:18.031	28.658	24.507	24.866	109.5	7:27.871
41	B 1:17.105	28.551	24.168	24.386	110.8	59:33.680	6	B 1:18.167	28.837	24.524	24.806	109.3	8:46.038
42	B 1:16.149	27.957	23.684	24.508	112.2	1:00:49.829	7	B 1:18.401	28.868	24.650	24.883	109.0	10:04.439
43	B 1:17.081	27.947	23.884	25.250	110.8	1:02:06.910	8	B 2:37.891	47.968	53.631	56.292	54.1	12:42.330
<b>19 Felix ROSENQVIST</b> SWE													
Mahindra Racing Mahindra M4Electro													
0	B 53.710			26.010	93.6	53.710	9	B 2:45.601	55.551	53.504	56.546	51.6	15:27.931
1	B 1:19.861	29.512	24.853	25.496	107.0	2:13.571	10	B 2:45.465	55.575	53.543	56.347	51.6	18:13.396
2	B 1:19.097	29.132	24.649	25.316	108.0	3:32.668	11	B 2:02.879	55.640	42.687	24.552	69.5	20:16.275
3	B 1:18.453	28.679	24.498	25.276	108.9	4:51.121	12	B 1:16.636	28.195	23.906	24.535	111.5	21:32.911
4	B 1:18.150	28.925	24.466	24.759	109.3	6:09.271	13	B 1:16.610	28.262	23.936	24.412	111.5	22:49.521
5	B 1:17.927	28.613	24.292	25.022	109.6	7:27.198	14	B 1:16.407	28.094	23.924	24.389	111.8	24:05.928
6	B 1:18.379	28.693	24.665	25.021	109.0	8:45.577	15	B 1:16.757	28.023	24.058	24.676	111.3	25:22.685
7	B 1:18.307	28.752	24.672	24.883	109.1	10:03.884	16	B 1:16.613	28.114	23.974	24.525	111.5	26:39.298
8	B 2:37.379	46.963	54.024	56.392	54.3	12:41.263	17	B 1:16.483	28.084	23.909	24.490	111.7	27:55.781
9	B 2:45.731	55.654	53.734	56.343	51.5	15:26.994	18	B 1:16.810	28.311	24.017	24.482	111.2	29:12.591
10	B 2:45.727	55.762	53.618	56.347	51.5	18:12.721	19	B 1:16.929	28.289	24.016	24.624	111.0	30:29.520
11	B 2:04.670	55.708	44.048	24.914	68.5	20:17.391	20	B <b>1:16.175</b>	28.154	23.819	24.202	112.1	31:45.695
12	B 1:16.392	28.270	23.879	24.243	111.8	21:33.783	21	B 1:16.277	28.161	24.026	<b>24.090</b>	112.0	33:01.972
13	B 1:16.379	28.173	23.840	24.366	111.8	22:50.162	22	A 1:45.875 <b>B</b>	<b>28.020</b>	23.758	54.097	80.7	34:47.847
14	B 1:16.379	28.168	23.973	24.238	111.8	24:06.541	23	A 1:17.944	29.892	<b>23.578</b>	24.474	109.6	36:05.791
15	B 1:16.712	<b>28.106</b>	<b>23.800</b>	24.806	111.4	25:23.253	24	A 1:18.587	28.404	25.464	24.719	108.7	37:24.378
16	B 1:16.400	28.194	23.819	24.387	111.8	26:39.653	25	A 1:17.069	28.270	23.840	24.959	110.8	38:41.447
17	B 1:16.465	28.241	23.854	24.370	111.7	27:56.118	26	A 1:16.813	28.319	23.784	24.710	111.2	39:58.260
18	B 1:16.844	28.537	23.985	24.322	111.2	29:12.962	27	A 1:16.980	28.465	23.983	24.532	111.0	41:15.240
19	B 1:17.068	28.749	23.920	24.399	110.8	30:30.030	28	A 1:17.122	28.324	24.182	24.616	110.8	42:32.362
20	B <b>1:16.251</b>	28.426	23.818	<b>24.007</b>	112.0	31:46.281	29	A 1:17.127	28.328	24.163	24.636	110.8	43:49.489
21	B 1:17.024	28.252	23.833	24.939	110.9	33:03.305	30	A 1:17.241	28.557	24.207	24.477	110.6	45:06.730
22	A 1:43.842 <b>B</b>	28.180	23.886	51.776	82.3	34:47.147	31	A 1:17.104	28.395	24.180	24.529	110.8	46:23.834
23	A 1:17.870	29.218	23.842	24.810	109.7	36:05.017	32	A 1:17.574	28.497	24.366	24.711	110.1	47:41.408
24	A 1:17.208	28.172	23.920	25.116	110.6	37:22.225	33	A 1:16.940	28.238	24.138	24.564	111.0	48:58.348
							34	A 1:17.323	28.533	24.129	24.661	110.5	50:15.671
							35	A 1:19.006	28.653	24.361	25.992	108.1	51:34.677



FIA FORMULA E  
CHAMPIONSHIP  
2017-18



# ABB FIA Formula E Championship

## Round 12 - New York City ePrix

### Race 2

### Analysis

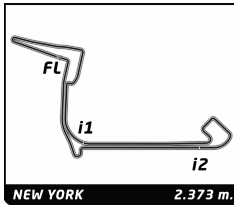
Official Timekeeper TAG Heuer

■ 200KW ■ Personal Best ■ Session Best ■ Crossing the finish line in pit lane

Lap	Time	Sector 1	Sector 2	Sector 3	Kph	Elapsed	Lap	Time	Sector 1	Sector 2	Sector 3	Kph	Elapsed
36	A 1:17.842	28.665	24.486	24.691	109.7	52:52.519	<b>25</b> Jean-Eric VERGNE FRA						
37	A 1:17.759	28.539	24.453	24.767	109.9	54:10.278	TECHEETAH Renault Z.E. 17						
38	A 1:17.722	28.589	24.334	24.799	109.9	55:28.000	0	B 50.505			25.456	99.5	50.505
39	A 1:17.799	■ 28.626	24.274	24.899	109.8	56:45.799	1	B 1:18.806	28.674	24.958	25.174	108.4	2:09.311
40	A 1:17.865	28.605	24.354	24.906	109.7	58:03.664	2	B 1:18.009	28.339	24.601	25.069	109.5	3:27.320
41	A 1:17.736	28.613	24.274	24.849	109.9	59:21.400	3	B 1:17.932	28.367	24.620	24.945	109.6	4:45.252
42	A 1:17.801	28.419	24.372	25.010	109.8	1:00:39.201	4	B 1:17.786	28.207	24.586	24.993	109.8	6:03.038
43	A 1:18.938	28.677	24.394	25.867	108.2	1:01:58.139	5	B 1:17.795	28.391	24.446	24.958	109.8	7:20.833
<b>23</b> Nick HEIDFELD DEU							0 B 1:18.185						
Mahindra Racing Mahindra M4Electro							1 B 1:18.185						
0	A 55.734			26.534	90.2	55.734	2	B 1:17.830	28.586	24.449	24.795	109.8	9:56.848
1	A 1:20.815	30.703	24.821	25.291	105.7	2:16.549	3	B 2:31.623	40.914	54.112	56.597	56.3	12:28.471
2	A 1:18.910	29.047	24.857	25.006	108.3	3:35.459	4	B 2:45.985	55.737	53.697	56.551	51.5	15:14.456
3	A 1:19.158	29.127	25.006	25.025	107.9	4:54.617	5	B 2:45.969	55.723	53.744	56.502	51.5	18:00.425
4	A 1:18.187	28.730	24.629	24.828	109.3	6:12.804	6	B 2:06.960	55.671	46.322	24.967	67.3	20:07.385
5	A 1:18.121	28.673	24.761	24.687	109.4	7:30.925	7	B 1:17.092	28.261	24.401	24.430	110.8	21:24.477
6	A 1:18.455	28.911	24.648	24.896	108.9	8:49.380	8	B 1:16.907	28.028	24.381	24.498	111.1	22:41.384
7	A 1:18.063	28.714	24.583	24.766	109.4	10:07.443	9	B 1:16.517	28.134	24.070	24.313	111.6	23:57.901
8	A 2:39.599	49.106	54.076	56.417	53.5	12:47.042	10	B 1:16.553	27.960	24.110	24.483	111.6	25:14.454
9	A 2:46.135	55.765	53.904	56.466	51.4	15:33.177	11	B 1:16.653	28.035	24.213	24.405	111.4	26:31.107
10	A 2:45.896	55.618	53.884	56.394	51.5	18:19.073	12	B 1:16.330	28.015	24.029	24.286	111.9	27:47.437
11	A 1:59.560	55.631	39.459	24.470	71.5	20:18.633	13	B 1:16.916	28.197	24.204	24.515	111.1	29:04.353
12	A 1:16.203	28.203	23.809	24.191	112.1	21:34.836	14	B 1:16.477	28.067	24.020	24.390	111.7	30:20.830
13	A 1:16.751	28.237	24.352	24.162	111.3	22:51.587	15	B 1:16.410	28.154	23.972	24.284	111.8	31:37.240
14	A 1:16.629	28.295	24.137	24.197	111.5	24:08.216	16	B 1:16.522	28.171	23.912	24.439	111.6	32:53.762
15	A <b>1:16.107</b>	<b>28.077</b>	23.831	24.199	112.2	25:24.323	17	B 1:16.619	28.193	23.909	24.517	111.5	34:10.381
16	A 1:16.209	28.266	23.869	<b>24.074</b>	112.1	26:40.532	18	A 1:46.818 <b>B</b>	28.470	23.908	54.440	80.0	35:57.199
17	A 1:16.325	28.215	23.872	24.238	111.9	27:56.857	19	A 1:19.490	30.798	23.806	24.886	107.5	37:16.689
18	A 1:16.904	28.569	23.935	24.400	111.1	29:13.761	20	A 1:16.111	<b>27.835</b>	23.943	24.333	112.2	38:32.800
19	A 1:16.879	28.551	24.032	24.296	111.1	30:30.640	21	A 1:16.092	27.870	23.826	24.396	112.3	39:48.892
20	A 1:16.554	28.564	23.875	24.115	111.6	31:47.194	22	A <b>1:15.979</b>	27.976	<b>23.739</b>	<b>24.264</b>	112.4	41:04.871
21	A 1:16.824	28.121	23.849	24.854	111.2	33:04.018	23	A 1:16.319	28.123	23.852	24.344	111.9	42:21.190
22	B 1:46.679 <b>B</b>	29.398	24.071	53.210	80.1	34:50.697	24	A 1:16.435	28.228	23.776	24.431	111.8	43:37.625
23	B 1:18.420	29.765	<b>23.685</b>	24.970	108.9	36:09.117	25	A 1:16.525	28.018	23.900	24.607	111.6	44:54.150
24	B 1:17.302	28.377	24.090	24.835	110.5	37:26.419	26	A 1:16.655	28.310	23.936	24.409	111.4	46:10.805
25	B 1:17.363	28.593	24.089	24.681	110.4	38:43.782	27	A 1:17.071	28.172	24.325	24.574	110.8	47:27.876
26	B 1:16.831	28.218	24.105	24.508	111.2	40:00.613	28	A 1:16.561	28.222	23.890	24.449	111.6	48:44.437
27	B 1:16.934	28.350	24.048	24.536	111.0	41:17.547	29	A 1:17.474	28.227	24.155	25.092	110.3	50:01.911
28	B 1:16.644	28.214	24.054	24.376	111.5	42:34.191	30	A 1:16.663	28.192	23.835	24.636	111.4	51:18.574
29	B 1:16.981	28.344	24.169	24.468	111.0	43:51.172	31	A 1:16.869	28.259	23.956	24.654	111.1	52:35.443
30	B 1:16.753	28.264	23.996	24.493	111.3	45:07.925	32	A 1:16.824	28.257	24.059	24.508	111.2	53:52.267
31	B 1:16.657	28.237	23.980	24.440	111.4	46:24.582	33	A 1:17.030	■ 28.459	23.901	24.670	110.9	55:09.297
32	B 1:17.246	28.333	24.329	24.584	110.6	47:41.828	34	A 1:18.664	28.532	24.216	25.916	108.6	56:27.961
33	B 1:17.233	28.575	24.042	24.616	110.6	48:59.061	35	A 1:17.245	28.676	23.906	24.663	110.6	57:45.206
34	B 1:17.128	28.593	24.109	24.426	110.8	50:16.189	36	A 1:17.045	28.279	24.022	24.744	110.9	59:02.251
35	B 1:18.960	28.805	24.188	25.967	108.2	51:35.149	37	A 1:17.876	28.442	24.265	25.169	109.7	1:00:20.127
36	B 1:18.019	29.053	24.193	24.773	109.5	52:53.168	38	A 1:17.962	28.528	24.377	25.057	109.6	1:01:38.089
37	B 1:17.830	28.536	24.623	24.671	109.8	54:10.998	<b>27</b> Stéphane SARRAZIN FRA						
38	B 1:17.582	28.559	24.143	24.880	110.1	55:28.580	Andretti Formula E Andretti ATEC-03						
39	B 1:17.892	28.543	24.478	24.871	109.7	56:46.472	0	A 54.833			26.303	91.7	54.833
40	B 1:17.826	28.668	24.143	25.015	109.8	58:04.298	1	A 1:20.481	30.214	25.173	25.094	106.1	2:15.314
41	B 1:18.830	28.632	24.324	25.874	108.4	59:23.128	2	A 1:19.136	29.184	25.049	24.903	108.0	3:34.450
42	B 1:19.446	28.788	24.494	26.164	107.5	1:00:42.574	3	A 1:18.819	28.927	24.907	24.985	108.4	4:53.269
43	B 1:19.790	29.244	24.905	25.641	107.1	1:02:02.364	4	A 1:18.793	29.063	24.869	24.861	108.4	6:12.062
							5	A 1:19.389	28.948	25.012	25.429	107.6	7:31.451
							6	A 1:19.037	29.167	24.908	24.962	108.1	8:50.488



FIA FORMULA E  
CHAMPIONSHIP  
2017-18



# ABB FIA Formula E Championship

## Round 12 - New York City ePrix

### Race 2

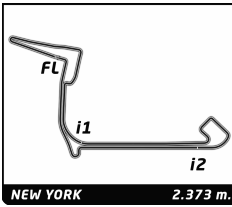
### Analysis

Official Timekeeper TAG Heuer

Lap	Time	Sector 1	Sector 2	Sector 3	Kph	Elapsed	Lap	Time	Sector 1	Sector 2	Sector 3	Kph	Elapsed
7	A 1:19.204	29.101	24.954	25.149	107.9	10:09.692	18	A 1:17.408	28.769	24.141	24.498	110.4	29:21.972
8	A 2:40.220	49.934	53.857	56.429	53.3	12:49.912	19	A 1:46.391 B	<b>28.335</b>	24.104	53.952	80.3	31:08.363
9	A 2:46.593	55.781	54.304	56.508	51.3	15:36.505	20	A 1:20.100	30.351	24.416	25.333	106.7	32:28.463
10	A 2:46.508	55.766	54.125	56.617	51.3	18:23.013	21	A <b>1:16.918</b>	28.454	24.048	24.416	111.1	33:45.381
11	A 1:57.087	55.676	36.586	24.825	73.0	20:20.100	22	B 1:56.399 B	28.428	24.391	1:03.580	73.4	35:41.780
12	A 1:17.312	28.481	24.490	24.341	110.5	21:37.412	23	B 1:19.490	30.359	24.551	24.580	107.5	37:01.270
13	A 1:17.386	28.466	24.428	24.492	110.4	22:54.798	24	B 1:17.351	28.416	24.284	24.651	110.4	38:18.621
14	A 1:17.257	28.535	24.395	24.327	110.6	24:12.055	25	B 1:17.319	28.376	24.218	24.725	110.5	39:35.940
15	A 1:17.349	28.471	24.311	24.567	110.4	25:29.404	26	B 1:17.325	28.457	24.198	24.670	110.5	40:53.265
16	A 1:18.255	28.417	24.509	25.329	109.2	26:47.659	27	B 1:17.967	28.635	24.452	24.880	109.6	42:11.232
17	A 1:17.604	28.607	24.574	24.423	110.1	28:05.263	28	B 1:17.800	28.418	24.365	25.017	109.8	43:29.032
18	A 1:17.612	28.810	24.537	<b>24.265</b>	110.1	29:22.875	29	B 1:18.119	28.611	24.329	25.179	109.4	44:47.151
19	A 1:17.069	<b>28.292</b>	24.300	24.477	110.8	30:39.944	30	B 1:18.608	28.779	24.611	25.218	108.7	46:05.759
20	A 1:17.438	28.456	24.306	24.676	110.3	31:57.382	31	B 1:18.471	28.927	24.349	25.195	108.9	47:24.230
21	A 1:17.099	28.294	24.338	24.467	110.8	33:14.481	32	B 1:18.556	28.722	24.863	24.971	108.7	48:42.786
22	A 1:17.604	28.584	24.392	24.628	110.1	34:32.085	33	B 1:20.455	28.738	24.837	26.880	106.2	50:03.241
23	B 1:47.026 B	28.605	24.663	53.758	79.8	36:19.111	34	B 1:20.890	29.545	24.397	26.948	105.6	51:24.131
24	B 1:20.151	30.098	24.918	25.135	106.6	37:39.262	35	B 1:18.511	29.139	24.535	24.837	108.8	52:42.642
25	B 1:17.165	28.479	24.167	24.519	110.7	38:56.427	36	B 1:18.408	28.968	24.582	24.858	109.0	54:01.050
26	B 1:17.670	28.307	24.274	25.089	110.0	40:14.097	37	B 1:18.416	28.910	24.468	25.038	108.9	55:19.466
27	B 1:17.648	28.555	24.289	24.804	110.0	41:31.745	38	B 1:20.917	28.780	24.374	27.763	105.6	56:40.383
28	B 1:17.374	28.431	24.240	24.703	110.4	42:49.119	39	B 1:18.463	29.008	25.039	24.416	108.9	57:58.846
29	B 1:17.199	28.333	24.247	24.619	110.7	44:06.318	40	B 1:17.013	28.472	24.095	24.446	110.9	59:15.859
30	B 1:17.210	28.492	24.223	24.495	110.6	45:23.528	<b>36 Alex LYNN</b> GBR						
31	B 1:17.125	28.360	24.256	24.509	110.8	46:40.653	DS Virgin Racing DS Virgin DSV-03						
32	B <b>1:17.042</b>	28.321	24.157	24.564	110.9	47:57.695	0	A 1:30.987 B			58.827	55.2	1:30.987
33	B 1:17.651	28.439	24.665	24.547	110.0	49:15.346	1	A 1:22.934	31.654	25.545	25.735	103.0	2:53.921
34	B 1:17.050	28.330	24.149	24.571	110.9	50:32.396	2	A 1:20.892	29.576	25.554	25.762	105.6	4:14.813
35	B 1:17.163	28.542	24.119	24.502	110.7	51:49.559	3	A 1:19.295	29.003	25.017	25.275	107.7	5:34.108
36	B 1:17.335	28.467	24.360	24.508	110.5	53:06.894	4	A 1:19.137	28.965	24.958	25.214	107.9	6:53.245
37	B 1:17.222	28.350	24.121	24.751	110.6	54:24.116	5	A 1:19.262	28.960	25.027	25.275	107.8	8:12.507
38	B 1:17.640	28.938	<b>24.110</b>	24.592	110.0	55:41.756	6	A 1:19.653	29.069	25.034	25.550	107.3	9:32.160
39	B 1:17.527	28.579	24.135	24.813	110.2	56:59.283	7	A 1:59.469	29.022	33.815	56.632	71.5	11:31.629
40	B 1:18.244	28.620	24.956	24.668	109.2	58:17.527	8	A 2:47.015	56.026	54.272	56.717	51.1	14:18.644
41	B 1:17.476	28.580	24.229	24.667	110.3	59:35.003	9	A 2:47.147	56.159	54.241	56.747	51.1	17:05.791
42	B 1:18.409	29.401	24.349	24.659	109.0	1:00:53.412	10	A 2:37.062	56.016	54.263	46.783	54.4	19:42.853
43	B 1:19.271	28.835	24.516	25.920	107.8	1:02:12.683	11	A 1:19.248	29.499	24.771	24.978	107.8	21:02.101
<b>28 Antonio Felix DA COSTA</b> PRT							DS Virgin DSV-03						
Andretti Formula E							Andretti ATEC-03						
0	A 57.842			26.738	86.9	57.842	12	A 1:18.079	28.747	24.501	24.831	109.4	22:20.180
1	A 1:21.140	30.542	25.558	25.040	105.3	2:18.982	13	A 1:18.125	28.863	24.569	24.693	109.3	23:38.305
2	A 1:19.102	29.210	24.909	24.983	108.0	3:38.084	14	A 1:17.796	28.616	24.418	24.762	109.8	24:56.101
3	A 1:18.802	28.897	24.892	25.013	108.4	4:56.886	15	A 1:17.854	28.801	24.410	24.643	109.7	26:13.955
4	A 1:18.678	28.881	24.957	24.840	108.6	6:15.564	16	A 1:17.838	28.792	24.345	24.701	109.8	27:31.793
5	A 1:19.653	29.089	24.991	25.573	107.3	7:35.217	17	A 1:17.967	28.851	24.434	24.682	109.6	28:49.760
6	A 1:18.951	29.559	24.562	24.830	108.2	8:54.168	18	A 1:17.896	28.704	24.442	24.750	109.7	30:07.656
7	A 1:19.054	28.935	25.074	25.045	108.1	10:13.222	19	A 1:17.735	28.673	24.498	24.564	109.9	31:25.391
8	A 2:42.796	52.956	53.534	56.306	52.5	12:56.018	20	A 1:17.580	28.654	24.273	24.653	110.1	32:42.971
9	A 2:45.103	55.457	53.391	56.255	51.7	15:41.121	21	A 1:18.025	28.902	24.262	24.861	109.5	34:00.996
10	A 2:45.143	55.543	53.354	56.246	51.7	18:26.264	22	A 1:18.187	28.739	24.425	25.023	109.3	35:19.183
11	A 1:54.671	55.473	34.540	24.658	74.5	20:20.935	23	A 1:18.168	28.830	24.305	25.033	109.3	36:37.351
12	A 1:17.826	28.986	24.466	24.374	109.8	21:38.761	24	B 1:48.445 B	29.121	24.326	54.998	78.8	38:25.796
13	A 1:17.089	28.429	24.108	24.552	110.8	22:55.850	25	B 1:20.407	31.301	24.144	24.962	106.2	39:46.203
14	A 1:17.170	28.821	<b>24.005</b>	24.344	110.7	24:13.020	26	B 1:17.755	28.567	24.083	25.105	109.9	41:03.958
15	A 1:16.971	28.536	24.083	24.352	111.0	25:29.991	27	B 1:24.288	35.027	24.333	24.928	101.4	42:28.246
16	A 1:17.132	28.442	24.372	<b>24.318</b>	110.8	26:47.123	28	B 1:17.300	28.426	24.319	24.555	110.5	43:45.546
17	A 1:17.441	28.527	24.339	24.575	110.3	28:04.564	29	B 1:17.112	28.540	24.018	24.554	110.8	45:02.658
							30	B 1:16.985	28.440	24.071	24.474	111.0	46:19.643
							31	B <b>1:16.951</b>	<b>28.418</b>	24.070	24.463	111.0	47:36.594



FIA FORMULA E  
CHAMPIONSHIP  
2017-18



# ABB FIA Formula E Championship

## Round 12 - New York City ePrix

### Race 2

### Analysis

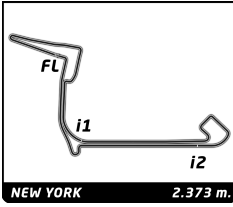
Official Timekeeper TAG Heuer

■ 200KW 
 ■ Personal Best 
 ■ Session Best 
 ■ B Crossing the finish line in pit lane

Lap	Time	Sector 1	Sector 2	Sector 3	Kph	Elapsed	Lap	Time	Sector 1	Sector 2	Sector 3	Kph	Elapsed
32	B 1:19.116	28.583	23.954	26.579	108.0	48:55.710							
33	B 1:17.578	28.959	24.195	<b>24.424</b>	110.1	50:13.288							
34	B 1:17.147	28.598	23.958	24.591	110.7	51:30.435							
35	B 1:17.198	28.746	<b>23.915</b>	24.537	110.7	52:47.633							
36	B 1:17.301	28.608	24.262	24.431	110.5	54:04.934							
37	B 1:17.017	28.597	23.941	24.479	110.9	55:21.951							
38	B 1:17.488	28.737	23.939	24.812	110.2	56:39.439							
39	B 1:17.842	29.023	24.117	24.702	109.7	57:57.281							
40	B 1:17.852	28.874	24.228	24.750	109.7	59:15.133							
41	B 1:17.797	28.754	24.048	24.995	109.8	1:00:32.930							
42	B 1:20.133	29.771	24.527	25.835	106.6	1:01:53.063							

66 Daniel ABT		Audi Sport ABT Schaeffler		Audi e-tron FE04		DEU	
0	B 53.363			25.854	94.2	53.363	
1	B 1:19.503	29.132	24.510	25.861	107.5	2:12.866	
2	B 1:18.278	29.133	24.269	24.876	109.1	3:31.144	
3	B 1:17.970	28.741	24.451	24.778	109.6	4:49.114	
4	B 1:17.860	28.665	24.455	24.740	109.7	6:06.974	
5	B 1:17.923	28.710	24.482	24.731	109.6	7:24.897	
6	B 1:18.489	28.886	24.910	24.693	108.8	8:43.386	
7	B 1:18.094	28.844	24.603	24.647	109.4	10:01.480	
8	B 2:33.649	43.322	53.838	56.489	55.6	12:35.129	
9	B 2:46.758	55.958	54.204	56.596	51.2	15:21.887	
10	B 2:47.352	55.794	54.359	57.199	51.0	18:09.239	
11	B 2:05.294	55.949	44.402	24.943	68.2	20:14.533	
12	B 1:16.953	28.559	23.922	24.472	111.0	21:31.486	
13	B 1:16.148	28.323	23.893	23.932	112.2	22:47.634	
14	B 1:15.749	28.072	23.676	24.001	112.8	24:03.383	
15	B <b>1:15.552</b>	<b>28.016</b>	23.691	23.845	113.1	25:18.935	
16	B 1:15.792	28.174	23.851	<b>23.767</b>	112.7	26:34.727	
17	B 1:15.689	28.080	<b>23.609</b>	24.000	112.9	27:50.416	
18	B 1:16.110	28.072	23.771	24.267	112.2	29:06.526	
19	B 1:16.926	28.355	24.310	24.261	111.1	30:23.452	
20	B 1:15.952	28.179	23.751	24.022	112.5	31:39.404	
21	B 1:17.100	28.201	24.811	24.088	110.8	32:56.504	
22	A 1:45.044 <b>B</b>	28.305	23.892	52.847	81.3	34:41.548	
23	A 1:18.656	30.252	24.346	24.058	108.6	36:00.204	
24	A 1:17.684	28.965	24.060	24.659	110.0	37:17.888	
25	A 1:16.597	28.393	23.855	24.349	111.5	38:34.485	
26	A 1:17.548	28.258	23.709	25.581	110.2	39:52.033	
27	A 1:16.527	28.357	23.824	24.346	111.6	41:08.560	
28	A 1:16.338	28.203	23.804	24.331	111.9	42:24.898	
29	A 1:17.015	28.525	23.949	24.541	110.9	43:41.913	
30	A 1:16.740	28.365	23.969	24.406	111.3	44:58.653	
31	A 1:16.811	28.442	23.953	24.416	111.2	46:15.464	
32	A 1:16.808	28.387	24.048	24.373	111.2	47:32.272	
33	A 1:17.065	28.679	23.945	24.441	110.9	48:49.337	
34	A 1:16.842	28.393	24.048	24.401	111.2	50:06.179	
35	A 1:16.695	28.324	23.879	24.492	111.4	51:22.874	
36	A 1:16.864	28.484	23.974	24.406	111.1	52:39.738	
37	A 1:16.930	28.440	23.959	24.531	111.0	53:56.668	
38	A 1:16.937	28.498	23.982	24.457	111.0	55:13.605	
39	A 1:17.065	28.459	24.098	24.508	110.9	56:30.670	
40	A 1:16.703	28.429	23.808	24.466	111.4	57:47.373	
41	A 1:17.112	28.464	24.149	24.499	110.8	59:04.485	
42	A 1:17.234	28.345	23.920	24.969	110.6	1:00:21.719	
43	A 1:17.657	28.535	24.299	24.823	110.0	1:01:39.376	

68 Luca FILIPPI		NIO Formula E Team		NextEV NIO Sport 003		ITA	
0	A 58.189			27.496	86.4	58.189	
1	A 1:21.473	30.879	25.418	25.176	104.9	2:19.662	
2	A 1:19.406	29.578	24.695	25.133	107.6	3:39.068	
3	A <b>1:19.002</b>	<b>28.943</b>	24.709	25.350	108.1	4:58.070	
4	A 1:19.143	29.257	24.622	25.264	107.9	6:17.213	
5	A 1:19.175	29.044	24.757	25.374	107.9	7:36.388	
6	A 1:19.261	29.617	24.745	<b>24.899</b>	107.8	8:55.649	
7	A 1:47.124	28.971	<b>24.114</b>	54.039	79.7	10:42.773	

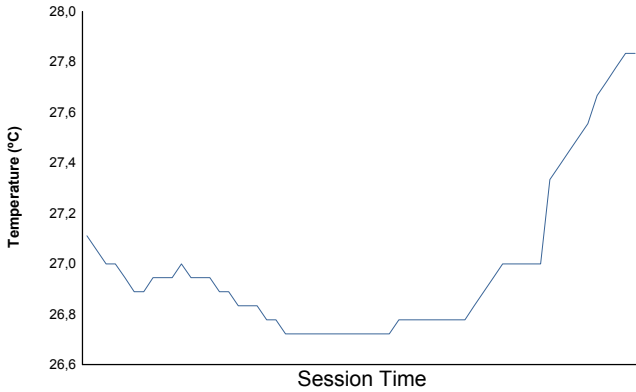


**Round 12 - New York City ePrix**  
**ABB FIA Formula E Championship**  
**Race 2**

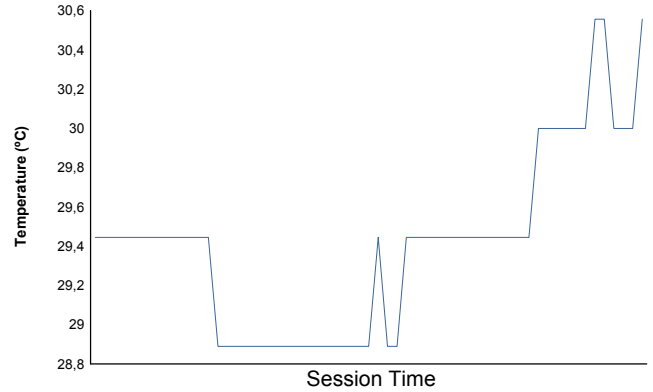
**Weather Report**

Official Timekeeper 

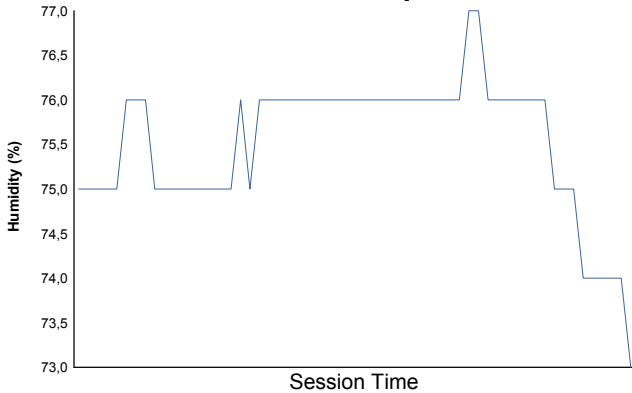
**Air Temperature**



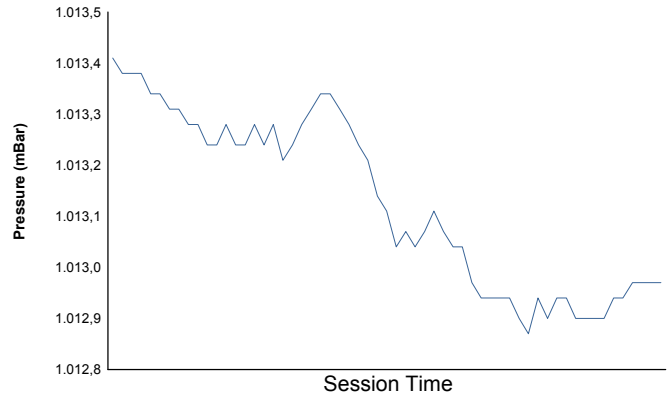
**Track Temperature**



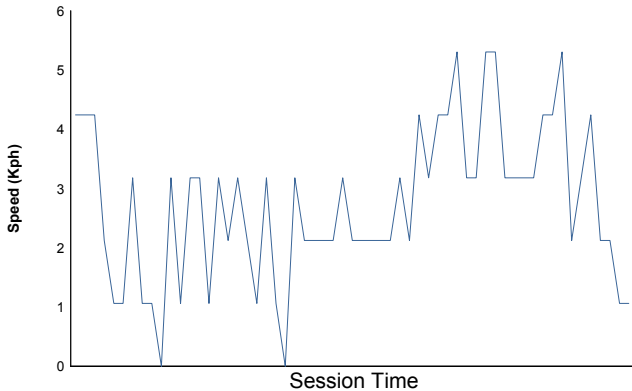
**Humidity**



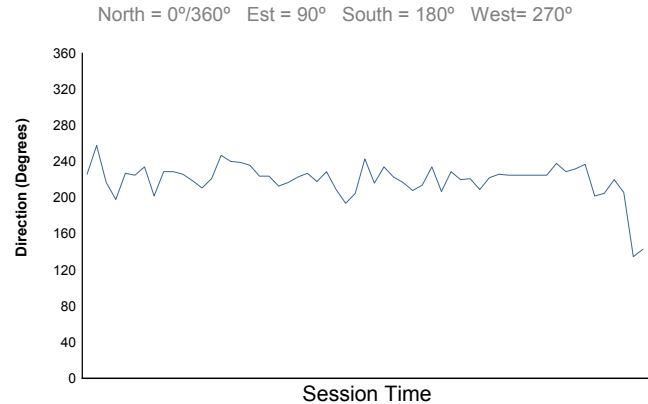
**Pressure**



**Wind Speed**



**Wind direction**



Track Status: **DRY**