



WAKE FOREST FOOTBALL

GAME NOTES



NOV. 24, 2018 | 12:30 P.M. | WALLACE WADE STADIUM (40,004) | DURHAM, N.C. | RSN

Head Coach: Dave Clawson
Season: 5th
Alma Mater: Williams, '89
2018 Home Record: 2-5
2018 Away Record: 3-1
Record at Wake Forest: 26-35
Head Coaching Record: 116-115
Rank: --
Points Scored (gm): 30.1
Points Allowed (gm): 35.6



**WAKE FOREST
DEMON DEACONS**

Record: 5-6 | ACC: 2-5



**DUKE
BLUE DEVILS**

Record: 7-4 | ACC: 3-4

Head Coach: David Cutcliffe
Season: 11th
Alma Mater: Alabama, '76
2018 Home Record: 3-2
2018 Away Record: 4-2
Record at Duke: 66-71
Head Coaching Record: 110-100
Rank: --
Points Scored (gm): 29.0
Points Allowed (gm): 24.5

THE NUMBERS

Wake Forest	Duke
Record	5-6
ACC	2-5
Nonconference	3-1
Home	2-5
Away	3-1
Neutral	0-0
National Rank	--
Points Scored	30.1
Points Allowed	35.6
Rushing Yards	203.4
Passing Yards	233.1
TDs Rush/Pass	15/20
Total Offense	436.5
Total Defense	484.8

SERIES HISTORY

Overall: Duke leads 58-38-2
All Games at Duke: 21-27
Games at Wallace Wade Stadium: 19-26
Dave Clawson vs. Duke: 1-3
David Cutcliffe vs. Wake Forest: 5-5
Last WF Win: 24-14 (9/10/16), at DU
Last DU Win: 31-23 (11/25/17), at WF
Last WF win at DU: 24-14 (9/10/16)
Last DU win at WF: 31-23 (11/25/17)
Current Streak: Duke, 1
Longest WF Streak: 12 (2000-11)
Longest DU Streak: 12 (1952-63)
Largest WF win: 38 in 2005
Largest DU win: 67 in 1937

WHAT'S INSIDE

Media Policies & Game Week Info	2
Deacon Notes	2-5
Quick Facts & Radio Info	3
Pronunciation Guide	4
Wake's Record When	5
ACC Statistics	6
Head Coach Dave Clawson	7
Depth Chart	8
Numerical Roster	9-10
Series History	11
2018 Statistics	12-16
Box Scores	17-22
Individual Player Pages	23-32
The Last Time	33
Opponent Schedules	34

WAKE FOREST VS. DUKE

THE MATCHUP

- With bowl eligibility on the line, Wake Forest will close the regular season at Duke on Saturday, November 24.
- Kickoff is set for 12:30 p.m. from Wallace Wade Stadium and will be broadcast live on Regional Sports Networks (RSN). Wes Durham (play-by-play) and James Bates (analyst) will be joined by sideline reporter Rebecca Kaple.
- Saturday's game can also be heard on the Wake Forest Sports Network. Stan Cotten and Lary Sorensen call the action with Dave Goren reporting from the sideline.

WAKE FOREST STORYLINES

- Wake Forest will be seeking bowl-eligibility for a third straight year when the Demon Deacons visit Duke. It would mark just the second time in program history that the Deacs qualified for bowl games in three consecutive seasons.
- The Deacons fell to 5-6 on the season after a 34-13 home loss to Pittsburgh on November 17.
- Prior to the game, 20 student-athletes were honored as part of Senior Day.

THE OPPOSITION & SERIES HISTORY

- Duke is coming off a 35-6 loss at No. 2 Clemson on November 17.
- The Blue Devils hold a 58-38-2 all-time advantage in the series that dates back to 1889. Wake Forest and Duke have met in every season since 1967 and in every year since 1921 with the exception of 1943 and 1966.
- The Demon Deacons are 21-27 all-time in games played at Duke, but have won seven of the last eight played at Wallace Wade Stadium.

LOOKING AHEAD

- If the Deacons defeat Duke, bowl announcements will be made on or about Sunday, December 2.
- December 19 is the first day that prospective student-athletes can sign a football National Letter of Intent.

GAMEDAY COVERAGE

Television

RSN
Play-by-Play: Wes Durham
Color: James Bates
Sideline: Rebecca Kaple

Radio

Wake Forest Sports Network
Play-by-Play: Stan Cotten
Color: Lary Sorensen
Sideline: Dave Goren
Studio Host: James Travis

Wake Forest Football on SiriusXM
XM: 385

Live Stats

WakeForestSports.com

Twitter

Live updates, stats and more
@WakeFB

Facebook

Photos and news
Wake Forest Football

Instagram

Photos and videos
@WakeFootball

YouTube

Postgame highlights and interviews



WAKE FOREST SCHEDULE & RESULTS

AUGUST

30 at Tulane (CBSSN) W, 23-17 (OT)

SEPTEMBER

8 TOWSON (ACCNE) W, 51-20
13 BOSTON COLLEGE* (ESPN) L, 34-41
22 #8/8 NOTRE DAME (ABC) L, 27-56
29 RICE (RSN) W, 56-24

OCTOBER

6 #4/4 CLEMSON* (ESPN) L, 3-63
20 at Florida State* (ESPN2) L, 17-38
27 at Louisville* (RSN) W, 56-35

NOVEMBER

3 #22/24 SYRACUSE* (RSN) L, 24-41
8 at #22/22 NC State* (ESPN) W, 27-23
17 PITTSBURGH* (RSN) L, 13-34
24 at Duke* (RSN) 12:30

Home games in BOLD CAPS

* - ACC game

All times listed are ET

DUKE SCHEDULE & RESULTS

AUGUST

31 ARMY WEST POINT W, 34-14

SEPTEMBER

8 at Northwestern W, 21-7
15 at Baylor W, 40-27
22 N.C. CENTRAL W, 50-13
29 VIRGINIA TECH* L, 14-31

OCTOBER

13 at Georgia Tech* W, 28-14
20 VIRGINIA* L, 14-28
27 at Pittsburgh* L, 45-54

NOVEMBER

3 at Miami* W, 20-12
10 NORTH CAROLINA* W, 42-35
17 at #2/2 Clemson* L, 6-35
24 WAKE FOREST* 12:30

Home games in BOLD CAPS

* - ACC game

All times listed are ET

#GODEACS

WAKE FOREST FOOTBALL

INTERVIEWS & POLICIES

Weekly Press Conference

Wake Forest's weekly press conference, sponsored by Carrabba's, begins each Tuesday at 11 a.m. in the Rovere Room in the Miller Center on campus, beginning with selected players. Lunch will then be served and Dave Clawson will meet with the media at 12:00 p.m. in the Rovere Room followed by lunch with the print media in the Rovere Room. Any specific player requests must be made before noon on Monday. Quotes and video of the press conference will be posted on WakeForestSports.com.

ACC Weekly Teleconference

Dave Clawson participates in the ACC's weekly teleconference. The teleconference takes place each Wednesday, with Coach Clawson set to speak at 12:00 p.m. For the media access number, contact the ACC Media Relations Office or the Wake Forest Athletic Communications Office. The teleconference is archived online at theACC.com.

Covering Practice

Wake Forest typically conducts its practices on campus at the Doc Martin Practice Complex adjacent to the Pruitt Football Center. Please contact the Athletic Communications Office if you'd like to interview a coach or player at the conclusion of practice. Coach Clawson is available in person most days of the week and players are available Tuesday and Wednesday after practice.

The Dave Clawson Show

Coach Clawson's weekly radio show with the Voice of the Deacons, Stan Cotten, airs on the Wake Forest IMG Sports Network and online from 7-8 p.m. The show will be held live on location at Bib's Downtown through Oct. 3 and held at the IMG College studios in downtown Winston-Salem for all remaining episodes.

Coach Clawson Interviews

Aside from the previously mentioned Tuesday press conference, Wednesday teleconference and radio show, Dave Clawson is available for phone interviews on Wednesday afternoons between 5:45-6:45 p.m. and by appointment only. Please schedule those with the Athletic Communications Office.

Player Interviews

Players are available at Tuesday's weekly press conference and after practice Tuesday and Wednesday. Phone interviews will be scheduled on an individual basis, contingent on class schedules. Please schedule those with the Athletic Communications Office.

NOTING THE PITT GAME

- Pittsburgh clinched the Coastal Division title with a 34-13 win over Wake Forest at BB&T Field on Nov. 17. The loss marked the first time in four years that the Deacons lost a home game to a non-permanent Coastal Division crossover opponent. The Deacons had defeated Virginia Tech at BB&T Field in 2014 and Virginia in 2016.
- Wake Forest's offense ran a season-low 58 plays, had 285 yards of total offense with a season-low 20:29 time of possession as Pitt held the ball for 39:31.
- The Panthers entered the game averaging 6.5 yards per carry but were limited to 3.3 yards per carry by the Wake Forest defense. Pittsburgh gained 154 yards on the ground after having averaged 256.9 yards per game coming into the contest.
- Alex Bachman caught a 28-yard touchdown pass from Jamie Newman as the senior wide receiver has now caught touchdowns in back-to-back games for the second time this season.
- LB DJ Taylor returned to action for the first time since playing against Clemson, Oct. 6. Taylor played 56 snaps against the Panthers and recorded five tackles.
- RB Cade Carney made his first start of the season as Matt Colburn II was sidelined by an injury.

ON THE ROAD AGAIN

- Wake Forest is 3-1 on the road this season and 2-1 in road ACC games.
- The last time Wake Forest won three ACC road games in a season was in 2006 when the Demon Deacons went 4-0 in ACC road games en route to winning the ACC Championship.
- The last time Wake Forest won four or more overall road games in a season was in 2006 when the Deacons posted a 6-0 record.
- In 2006, the Deacons won ACC road games at NC State, North Carolina, Florida State and Maryland. Wake Forest added non-conference road wins at UConn and Ole Miss.

TOUGH SLATE

- Seven of Wake Forest's 11 opponents have entered the game with a winning record. The Deacons have faced, and defeated, two teams with losing records at the time of the game in Rice (1-3) and Louisville (2-5). The Deacons have met a pair of .500 teams in 3-3 Florida State, and Tulane in the season-opener which entered the game at 0-0.
- Only two of Wake Forest's 2018 opponents will not play in the postseason: Louisville and Rice.
- Eight opponents have qualified for the postseason including Syracuse, Clemson, NC State, Boston College, Pitt, Notre Dame and Duke. Towson, at 7-4, received a bid to the FCS Playoffs.
- Two teams, Florida State and Tulane, could become bowl-eligible this week. The Seminoles host Florida this week while Tulane hosts Navy.

ATHLETIC COMMUNICATIONS

Mailing/Shipping Address.....519 Deacon Blvd
Winston-Salem, NC 27105
 Phone.....(336) 758-5640
 Fax(336) 758-5140
 Website.....WakeForestSports.com
 Associate AD/Ath. Comm. (FB Contact).... Steve Shutt
 Email shuttsj@wfu.edu
 Office.....(336) 758-5640
 Cell(336) 970-7512
 Assistant Director (Secondary FB Contact)... Dan Wallace
 Email wallacdj@wfu.edu
 Office.....(336) 758-1880
 Cell(630) 450-2077
 Administrative Coordinator (Credentials).. Linda Rieck
 Email riecklc@wfu.edu
 Director Steve Kirkland
 Associate Director..... Jay Garneau
 Assistant Director..... Grace Bolin
 Pressbox Phone.....(336) 896-9159

THE BIG FOUR

- The tradition of referring to Wake Forest, North Carolina, NC State and Duke as the Big Four dates to early in the 20th century.
- Since starting football in 1888, Wake Forest has posted an all-time record of 112-193-10 against Big Four opponents.
- Wake Forest has won its only Big Four contest this year, defeating NC State 27-23 in Raleigh on Nov. 8.
- Over the last four years, the Deacons are 3-7 against Big Four opponents but have won three of the last five meetings. The Deacons won at Duke in 2016, beat NC State at BB&T Field in 2017 and added a 2018 win over the Wolfpack at Carter-Finley Stadium this season.
- Over the last four years, Wake Forest has a 6-7 record against all opponents from North Carolina including the Big Four members.

1,000-YARD RECEIVERS

- Wake Forest enters the regular season finale with a chance to have three receivers on the team each with 1,000 career receiving yards.
- Junior Scotty Washington enters the game with 1,002 career receiving yards on 71 receptions, Alex Bachman has 975 career yards on 72 receptions and WR Greg Dortch surpassed the 1,000-yard mark earlier in the season.
- Wake Forest's 2017 team had three receivers whom each had over 1,000 career receiving yards in TE Cam Serigne, WR Tabari Hines and WR Cortez Lewis.
- In 2010, the Deacons had WR Chris Givens, WR Marshall Williams and WR Devon Brown, all at 1,000 or more career yards.
- In 1997, the Deacons had Jammie Deese, Desmond Clark and Thabiti Davis, all over the 1,000-yard mark.

DUKE GAME WEEK SCHEDULE

20 TUESDAY	21 WEDNESDAY	22 THURSDAY	23 FRIDAY	24 SATURDAY
Practice 8:20-9:50 a.m. Press Luncheon • 11 a.m. • Miller Center • Coach Clawson & select players	Practice 11:15-1:15 p.m.	Practice 10:20-12:20 p.m.	Travel to Duke	Game vs. Duke • 12:30 p.m. • Wallace Wade Stadium • RSN

WAKE FOREST FOOTBALL

DEACON DEFENSE

- Wake Forest's defense held each of its last two opponents to well below their per game rushing averages. NC State had 47 yards rushing vs. the Deacons after averaging 134.1 yards entering the game. Pitt came into last Saturday's game averaging 256.9 yards rushing and managed just 154.
- Over the last four games, S Cameron Glenn leads the Deacons with 46 tackles (11.5 per game) while LB Justin Strnad has 43 tackles (10.8 per game). In addition, Glenn has climbed into 32nd place in Wake Forest history with his 258 career tackles.
- CB Essang Bassey has seven pass break-ups over the last four games while collecting 26 tackles. Bassey had one pass break-up vs. Pitt and now has 32 career PBU and four interceptions. His 36 career passes defended rank eighth in school history.

SOLID SCIBA

- Freshman PK Nick Sciba has quietly put together an excellent freshman season.
- Sciba is currently riding a streak of seven consecutive made field goals. He has not missed since making 2-of-4 attempts against Notre Dame on Sept. 22. He is 15-of-18 on the season.
- The freshman has been perfect on all 39 PATs this season. His 39 made PATs rank as the fourth-most made in a season while his 39 attempts rank fifth in school history.
- Sciba has set the school scoring record for freshmen with 84 points. The previous true freshman record was set by James McDougald in 1976 with 60 points. Sciba's 15 field goals have far surpassed the previous true freshman record of four by Danny Nolan in 1983.
- Sciba is currently tied for 10th in school history for points in a season with 84.
- Sciba is the sixth-most accurate freshman kicker in the nation with a .833 conversion rate. He is tied for fourth in the FBS with 1.36 field goals per game among freshmen.

HEAD-TO-HEAD COMPARISON

Wake Forest			Duke	
Stat	NCAA	Category	NCAA	Stat
30.1	62nd	Scoring Offense	65th	29.0
203.4	36th	Rushing Offense	66th	167.8
233.1	65th	Passing Offense	60th	237.6
436.5	43rd	Total Offense	37th	405.5
35.6	110th	Scoring Defense	51st	24.5
199.1	100th	Rushing Defense	109th	211.6
285.7	125th	Pass Defense	31st	198.9
484.8	122nd	Total Defense	79th	410.5
-0.64	109th	Turnover Margin	82nd	-0.18
265	17th	First Downs	63rd	229
252	104th	Opp. First Downs	66th	224
40.6	56th	3rd Down Conv.	49th	41.5
43.2	106th	Opp. 3rd Down Conv.	47th	36.8
1.8	86th	Sacks By	96th	1.7
2.7	103rd	Sacks Against	69th	2.3
42.6	16th	Penalty Yards	3rd	36.1
37.2	69th	Net Punting	93rd	36.0
11.7	37th	Punt Return Avg.	113th	5.0
20.2	70th	Kickoff Returns	71st	20.2
23.7	112th	Kickoff Coverage Net	25th	18.5
27:17	119th	Time of Possession	112th	27:43
81.3	88th	Red Zone Offense	80th	82.5
94.4	126th	Red Zone Defense	19th	76.7

CAREER HIGHS VS. THE PANTHERS

- PK Nick Sciba converted field goals from 32 and 20 yards to run his streak of consecutive made field goals to seven.
- TE Brandon Chapman recorded a career-high three receptions, including a career-long 21-yard reception from Jamie Newman.
- Carlos Basham, Jr. collected a career-best nine tackles and a career-high two tackles for loss.
- LB Ja'Cquez Williams had a career-high seven tackles.

DORTCH THE TORTCH

- Redshirt sophomore Greg Dortch has moved into sixth place in the school record book for all-purpose yards in a season. Dortch has accumulated 1,605 all-purpose yards this season, just one yard shy of Anthony Williams, who sits in fifth place with 1,606 yards in 1990.
- Greg Dortch is the only player in the nation with over 900 receiving yards, 250 punt return yards and 350 kickoff return yards.
- Dortch enters the Duke game with 954 receiving yards this season and is on the verge of becoming just the fifth player in school history with 1,000 or more yards receiving in a season. The other four include Chris Givens (2011), Ricky Proehl (1989), Kenneth Moore (2007) and Wayne Baumgardner (1979).
- Dortch leads the ACC in all-purpose yards (145.9) and punt return average (11.2), ranks second in receiving yards per game (86.7) and ranks third in the ACC in receptions per game (7.2).
- He ranks 10th nationally in all-purpose yards, 12th in combined kick returns and 12th in punt returns.

COLBURN CLIMBS CAREER CHARTS

- Senior RB Matt Colburn rushed for 28 yards vs. NC State to push his career rushing total to 2,467 yards.
- Colburn is in sixth place on the school list of all-time rushers, surpassing Topper Clemmons (1982-85) who totaled 2,379 career rushing yards. Next up for Colburn will be Morgan Kane (1996-99) who is currently fifth with 2,550 career rushing yards.
- Colburn is currently 34th among active FBS players in career rushing yards.

QUICK ATTACK

- Wake Forest remains second in the nation in terms of plays per second.
- The Demon Deacons are snapping the ball on offense every 20.05 seconds. Houston leads the nation at one snap every 19.37 seconds. Duke is 15th with a snap every 22.64 seconds.
- Wake Forest's 897 total offense plays are the third-most of any team in the country. Ohio State has run 908 plays and Texas Tech has snapped the ball 905 times.

Team	Plays	Per Play
Houston	853	19.37
Wake Forest	897	20.05
UCF	753	20.28
New Mexico St	810	20.44
Oklahoma St	859	21.49

SEASON NOTES

- Wake Forest has intercepted four passes this season. The fewest passes ever intercepted by Wake Forest in a season is five in 1962.
- Wake Forest has run 897 plays from scrimmage in 2018. The school record for offensive plays in a season is 990 set in 2002.
- The Deacons have compiled 4,801 yards of total offense and need just 199 yards in the regular season finale to become the third team in school history to eclipse 5,000 total offense yards in a season. The 2017 team set the school record with 6,055 yards while the 2002 team had 5,305 yards.

QUICK FACTS

Location	Winston-Salem, NC 27109
Founded	1834
Enrollment	5,102 undergraduate
Colors	Old Gold & Black
Stadium	BB&T Field (31,500)
Surface	FieldTurf
Conference	Atlantic Coast
President	Dr. Nathan O. Hatch
Athletic Director	Ron Wellman
Ticket Office Phone	(888) 758-DEAC

PROGRAM HISTORY

First Year of Football	1888
Season of Football	117th
Bowl Appearances	12 (8-4)
Last Bowl Game	2017 Belk Bowl
All-Time Record	455-660-33 (.411)
All-Time ACC Record	141-318-5 (.309)

TEAM INFORMATION

2017 Overall Record	8-5
ACC Record/Finish	4-4 (3rd Atl.)
Letterwinners Returning	41 (19 offense, 20 defense, 2 specialists)
Letterwinners Lost	21 (8 offense, 11 defense, 2 specialists)
Starters Returning/Lost	16/9
Offense	8/3
Defense	6/5
Special Teams	2/1

WAKE FOREST IMG SPORTS NETWORK

Play-By-Play Announcer	Stan Cotten
Color	Lary Sorensen
Sidelines	Dave Goren
Engineer	Tim Sparks
Spotter	Josh Nixon
Studio Host	James Travis
President	Tim Perneti
General Manager	Jeff Salisbury
Partner Services Coord.	Kelsey Gomes

WAKE FOREST FOOTBALL RADIO NETWORK AFFILIATES

*Galax, VA; Triad	WBRF-FM	98.1
Charlotte	WCRU-AM	96.0
Charlotte	WCRU-FM	105.7
Durham	WDRU-FM	105.5
Fairmont	WFMO-AM	86.0
Greensboro	WKEW-AM	140.0
Greensboro	WKEW-FM	96.3
New Bern	WWNB-AM	149.0
New Bern	WWNB-FM	103.9
Raleigh	WDKU-AM	103.0
Raleigh	WDKU-FM	105.7
Winston-Salem	WPOL-AM	134.0
Winston-Salem	WPOL-FM	103.5

* - *flagship station*

WAKE FOREST FOOTBALL

PRONUNCIATION GUIDE

Alex Bachman.....	BOCK-man
Justin Bartee	bar-TEE
Carlos Basham, Jr.....	BASH-em
Essang Bassej	EE-sang BASS-ee
Christian Beal-Smith.....	BEEL
Matthew Considine	CON-si-DINE
Dayton Diemel.....	DEEM-uhl
Jack Freudenthal.....	FROOD-en-thal
Malik Grate	GREAT
Justin Herron.....	her-RON
Waydale Jones.....	way-DELL
Sulaiman Kamara.....	SUE-lay-mon kuh-MAR-a
Dom Maggio.....	MAH-gee-oh
Je'Vionte' Nash.....	JAY-vee-on-tay
Trey Ndlovu	en-LOW-vu
Loic Ngassam Nya	low-EEK NAH-guh-SOM NYE-a
Patrick Osterhage	OH-stir-haig
Allan Rappleyea	rap-LEE-yay
Traveon Redd	TRAY-vee-on
Jaquarii Roberson.....	juh-KWAR-ee ROW-berson
James Sriraman.....	shree-RAH-man
Justin Strnad.....	stir-NAD
Taleni Suhren.....	tuh-LENNY SUR-ren
Jacquez Williams.....	juh-KEZ
Willie Yarbarry	YAR-bare-ee

DEAGS IN THE NFL

Player	Team	Exp.
Jessie Bates III	Cincinnati	1st
Tommy Bohanon	Jacksonville	5th
Michael Campanaro	Tennessee	5th
Brandon Chubb	Carolina	3rd
Duke Ejiogor	Houston	1st
Kevin Johnson	Houston	4th
Marquel Lee	Oakland	2nd
Joe Looney	Dallas	7th
Kyle Wilber	Oakland	7th

RALLY IN RALEIGH

- Wake Forest trailed NC State 23-13 one play into the fourth quarter after the Wolfpack scored on a 35-yard pass.
- The Demon Deacons cut the lead to 23-20 with 6:07 remaining on a 19-yard pass from Jamie Newman to Greg Dortch. The Deacons won the game with 30 seconds left when Newman hit TE Jack Freudenthal with a 32-yard touchdown pass.
- Wake Forest's 27-23 victory marks the first time since 2007 that the Demon Deacons have overcome a double-digit fourth quarter comeback to win. Against Maryland at BB&T Field in 2007, the Deacons trailed 24-10 entering the fourth quarter before tying the game at 24 and winning 31-24 in overtime.

NEWMAN SHINES IN FIRST START

- With QB Sam Hartman out for the season, redshirt sophomore Jamie Newman made his first career start vs. NC State on Thursday, Nov. 8
- Newman was in on all 71 of Wake Forest's total offensive plays against NC State. Newman's most extensive action previously had been 27 snaps against Notre Dame and 17 snaps against Florida State. He had played a total of 44 snaps this season and had 66 career snaps to his credit entering the NC State game.
- Newman completed 22-of-33 passes for 297 yards and three touchdowns. It was the second-most passing yards ever by a Wake Forest quarterback in his first career start. Sam Hartman threw for 378 yards in his first career start at Tulane in the 2018 season opener.
- Newman became just the third QB in school history to throw three touchdown passes in his first career start. Keith West tossed three against Vanderbilt in 1990 in a 56-28 win and Norm Snead had three scoring passes against Maryland in 1958 in his first career start.
- Newman posted a 172.27 passing efficiency rating vs. the Wolfpack. Only Snead's 203.33 vs. Maryland in 1958 was greater than Newman's rating.
- At 6-4, 235, Newman is tied with three others as the tallest starting QB in Wake Forest history. Norm Snead (1958-60), C.J. Leak (3 starts in 2000) and Ken Daly (4 starts in 1978) were each 6-4.

QB STARTS VS. RANKED ROAD OPPONENT

- Jamie Newman wasn't the first Wake Forest QB to make his first career start on the road against a ranked opponent.
- Tanner Price in 2010 made his first start at No. 19 Stanford. Charlie Carpenter made his first career start in 1955 at No. 20 Duke.
- Newman was the first Deacon to start his first career game on the road at a ranked opponent and produce a victory.

DEFENSIVE STANDOUTS

- Wake Forest held NC State to just 47 yards rushing on Nov. 8. It was the fewest yards allowed by the Deacon defense since holding Utah State to 42 yards in September of 2017. The Deacs allowed a season-low 1.7 yards per carry to the Wolfpack.
- It was the fewest rush yards allowed to an ACC opponent since holding Duke to 37 on Sept. 10, 2016.
- CB Amari Henderson recorded a career-high 14 tackles including nine solos and five assists. Henderson also broke up two passes.
- S Cameron Glenn had seven solo and four assists for 11 total tackles. Glenn's four tackles for loss were not only a career-high but ties the most by any ACC defender this season. Glenn recorded his first career sack against NC State, as well as breaking up two passes en route to being named the ACC Defensive Back of the Week.
- Wake Forest had a season-high 11 tackles for loss.

RECEPTION...AND AN INTERCEPTION?

- WR Scotty Washington had two receptions for 14 yards in Wake Forest's 27-23 win over No. 14 NC State on Nov. 8.
- Washington was inserted on defense on NC State's final offensive play of the game as the Wolfpack snapped the ball from their own 49 with four seconds left to play in the game. He intercepted Ryan Finley's pass at the goalline and returned it eight yards.
- Washington became the first Wake Forest player with a reception and an interception in the same game since Butch Henry against North Carolina in 1967. In that game, Henry had two receptions for 19 yards and one interception with a four-yard return.
- It wasn't the first time Washington was on the field for a game-sealing play. Against Appalachian State in 2017, Washington blocked a 49-yard field goal with five seconds remaining to guarantee the Deacons a 20-19 win in Boone.

TOUCHDOWN HAT TRICKS X2

- For the first time since 1998, Wake Forest has had two quarterbacks who have each had a three-touchdown passing performance in the same year.
- This year, Sam Hartman threw four touchdowns vs. Rice on Sept. 29. Jamie Newman threw three touchdown passes in his first career start against NC State on Nov. 8.
- In 1998, Brian Kuklick tossed three scoring passes vs. Appalachian State while Ben Sankey closed the year with a three-touchdown performance against Georgia Tech.

SC TOP 10

- Two of Wake Forest's offensive plays against NC State made the Top 10 Plays of the Day list on ESPN's SportsCenter on Nov. 8.
- Sage Surratt's career-long 43-yard reception from Jamie Newman was the No. 6 Play of the Day.
- Alex Bachman's 38-yard touchdown catch from Newman was the No. 1 Play of the Day.

FREUDENTHAL TD PERCENTAGE

- Wake Forest redshirt junior TE Jack Freudenthal has an incredibly high touchdown to reception percentage.
- Freudenthal has 17 career receptions and five of them have been for touchdowns. That is a touchdown catch once every 3.4 receptions.
- No other player in school history with more than one TD catch has a higher ratio.
- Next on the list is Mike Matella (1981-85) who had 12 career receptions and three touchdowns, or a TD catch every four receptions.

HARTMAN DONE FOR THE SEASON

- Wake Forest freshman QB Sam Hartman suffered a leg injury against Syracuse on Nov. 3 and will miss the remainder of the season.
- Hartman had a solid freshman campaign, starting nine games and leading the Deacons to four wins, one more than any previous true freshman QB in school history.
- Hartman set school freshman records with 16 touchdown passes and 2,259 total offense yards. Hartman completed 161 of 291 passes for 1,984 yards during the season.
- Through games of Nov. 3, among all FBS freshman quarterbacks, Hartman ranked third nationally in passing yards with 1,984, third with 16 touchdown passes, fourth in total offense with 251.0 yards per game, fourth in completions per game at 17.9, third with 1,984 passing yards and fourth in points responsible for with 108.

WAKE FOREST FOOTBALL

SEASON OF INJURY

- Wake Forest suffered six season-ending injuries prior to the start of the 2018 season and seven additional injuries since the 2018 campaign started.
- LB Chase Monroe and OL Spencer Clapp suffered torn ACLs during practice leading up to the 2017 Belk Bowl.
- LB Jeff Burley and RB Tyler Bell suffered torn ACLs in the spring. CB Arkeem Byrd suffered a dislocated knee which included a torn ACL during spring practice.
- DT Elontae Bateman has been medically disqualified, thus ending his collegiate playing career.
- Since the start of the season, LT Justin Herron and S Coby Davis tore their ACLs in the season-opener at Tulane on Aug. 30. In addition, the Deacons have lost DB Malik Grate, DT LaRonde' Liverpool, LB Nate Mays, QB Sam Hartman, DL Tyler William and DB Amari Henderson.

TAKING OFF THE REDSHIRT

- Wake Forest has five freshmen who will not redshirt this season, having already exceeded the four-game maximum: QB Sam Hartman, DT Dion Bergan, PK Nick Sciba, LB Ryan Smenda, and S Nasir Greer.
- Six other freshmen have seen action though in four games or less. DB Kenneth Dicks III has played in four games while DT Rondell Bothroyd and DB Zion Keith have played in three games each. TE Blake Whiteheart saw action on special teams against Syracuse and again vs. Pittsburgh while DB Peyton Woulard has appeared in each of the last two games.

MAGGIO WITH THE BOOT

- Junior punter Dom Maggio had a streak of eight games with an average of 40 or more yards per punt come to an end against NC State, ending his career-long streak of 40+ averages in his three years. Against Louisville on Oct. 27, Maggio posted his best game average of the season with a 47.0 average.
- For his career, Maggio has averaged better than 40 yards per punt in 27 of 35 games.
- While Maggio ranks eighth in the ACC with a 41.6 season average, he is third in the league with 19 punts inside the 20-yard line and fourth with nine punts of 50 or more yards. Maggio this year has nine punts inside the 10-yard line.
- Maggio, a nominee for the Ray Guy Award, moved into sixth place in school history with 200 career punts. Through 11 games, Maggio has 8,726 career punting yards, the fifth-most ever by a Demon Deacon punter.

COLBURN'S CAREER DAY

- Senior RB Matt Colburn II carried 20 times for a career-high 243 yards and three touchdowns in Wake Forest's 56-35 win over Louisville on Oct. 27. Colburn's 243 yards tie for the fifth-most in a game by a Deacon rusher and ranks seventh in the nation this year. Eno Benjamin of Arizona State has the nation's highest total with 312 rushing yards against Oregon State. Colburn's mark is the most by an ACC player in 2018 and the most in the nation

by a senior running back.

- Colburn had touchdown runs of 74, 56 and 12 yards, with his 74-yard touchdown run falling two yards shy of his career-long of 76 (Syracuse, 2017). The game was Colburn's eighth career 100-yard rushing game and his second of the season following 117 yards against Boston College.
- Colburn entered the game in 12th place in school history with 2,129 career rushing yards. He ended the day with 2,372 career yards and in seventh place in career rushing, just seven yards shy of sixth place. On the day, Colburn passed Anthony Williams (1988-91), Larry Hopkins (1970-71), Josh Adams (2007-10), Josh Harris (2010-13) and John Leach (1990-93).
- Colburn's 12.3 yards per carry average vs. Louisville was the sixth-best in a game by a Deacon rusher and the highest yards per carry by a rusher with 20 or more carries in a game. Against Louisville in 2017, Colburn rushed for 134 yards on 24 carries. Over the last two seasons vs. the Cardinals, Colburn has 44 carries for 377 yards, an 8.6 yards per carry average.
- Colburn received a helmet sticker from College Football Final for his efforts against the Cardinals.

BB&T FIELD 50TH ANNIVERSARY

- Wake Forest celebrated the 50th Anniversary of BB&T Field throughout the game on Nov. 3. All season ticket holders who have held tickets for all 50 seasons at BB&T Field were recognized during the game.
- Opened in 1968 as Groves Stadium, the Demon Deacons have played 287 games and compiled a record of 129-159-4. The first game was against NC State on Sept. 14, 1968. Wake Forest's first win at the stadium came on Oct. 26, 1968 with a 48-31 win over North Carolina.
- BB&T Field has hosted two ACC Championship teams in the 1970 squad and the 2006 team.
- Wake Forest has gone undefeated at BB&T Field on two occasions, posting a 5-0 mark in 1979 and a 4-0 record in 1970. Three times Wake Forest has won five home games in a season: 1979, 2007 and 2008.

WAKE'S RECORD WHEN

	2018	Under Clawson
At Home	2-5	14-18
On The Road	3-1	10-17
Neutral Site Games	0-0	2-0
Vs. ACC Opponents	2-5	11-28
Vs. Non-Conference Opp.	3-1	15-7
Vs. In-State Opponents	1-0	6-7
In August	1-0	2-1
In September	2-2	13-7
In October	1-2	4-14
In November	1-2	5-13
In December	0-0	2-0
On ABC	0-1	0-3
On Raycom/ACC Network	0-0	2-3
On CBS Sports Network	1-0	2-1
On ESPN	1-2	3-6
On ESPN2	0-1	0-5
On ESPNU	0-0	2-4
On ACC Network Extra/ESPN3	1-0	10-0
On Fox Sports	2-2	6-11
On NBC	0-0	0-2
On Big Ten Network	0-0	1-0
Against Unranked Teams	4-3	23-21
Against Ranked Teams	1-3	3-14
Against Top-10 Teams	0-2	0-9
Afternoon Games	3-5	17-24
Night Games	2-1	9-11
Decided by 7 or Less	2-1	12-8
Winning Coin Toss	1-3	13-16
Losing Coin Toss	4-3	13-19
Scoring First	3-4	16-15
Opp. Scores First	2-2	10-20
Leading At Halftime	4-1	18-8
Tied At Halftime	0-1	4-4
Trailing At Halftime	1-4	4-23
Leading After 3 Qtrs	3-0	17-5
Tied After 3 Qtrs.	0-0	2-1
Trailing After 3 Qtrs.	2-6	7-29
In Overtime	1-0	2-0
Scoring 30+ Pts	3-1	14-2
Scoring 20-29 Pts	2-2	8-9
Scoring 0-19 Pts	0-3	4-24
Allowing 30+ Pts	1-6	4-23
Allowing 20-29 Pts	3-0	9-9
Allowing 0-19 Pts	1-0	13-3
Outrushing Opp.	3-2	17-5
Getting Outrushed	2-4	9-30
Pass For More Yds	2-1	12-13
Pass For Fewer Yds	3-5	14-22
Outgaining Opp.	5-1	18-7
Getting Outgained	0-5	8-28
Win Time of Poss.	0-4	12-13
Lose Time of Poss.	5-2	14-22
Score a Def./ST TD	2-1	7-4
Allow a Def./ST TD	0-0	1-10
Fewer Penalty Yards	4-2	12-21
More Penalty Yards	1-3	14-13
Equal Penalty Yards	0-1	0-1
Win Turnover Battle	2-0	14-7
Lose Turnover Battle	2-3	5-19
Turnover Battle Even	1-3	7-9
In Gold Helmets	3-2	13-8
In Matte Helmets	2-4	8-19
In Black Helmets	0-0	5-8
White Jerseys	3-1	11-15
Black Jerseys (black sleeves)	1-5	10-18
Black Jerseys (gold sleeves)	1-0	5-2
In White Pants	2-0	6-5
In Gold Pants	3-2	12-9
In Black Pants	0-4	8-21

WAKE FOREST IN OVERTIME (4-7)

Date	Opponent	Site	OT	W/L
10/2/98	Appalachian State	H	1	L, 27-30
8/29/02	Northern Illinois	A	1	L, 41-42
9/4/04	Clemson	A	2	L, 30-37
10/2/04	NC State	A	1	L, 21-27
9/22/07	Maryland	H	1	W, 31-24
11/1/08	Duke	H	1	W, 33-30
9/26/09	Boston College	A	1	L, 24-27
11/7/09	Georgia Tech (10/11)	A	1	L, 27-30
9/1/11	Syracuse	A	1	L, 29-36
11/22/14	Virginia Tech	H	2	W, 6-3
8/31/18	Tulane	A	1	W, 23-17

ON THIS DATE IN DEACON FOOTBALL HISTORY - NOVEMBER 24 - RECORD: 6-7

2007: Wake Forest improved to 8-4 with a 31-17 win at Vanderbilt in the regular season finale for both teams. Wake Forest erased an early 3-0 deficit by scoring 31 unanswered points. Wake Forest led 14-3 at the half on a 14-yard touchdown run by Josh Adams and Ben Wooster's 1-yard TD reception from Riley Skinner. The Deacons exploded for 17 points in the third quarter on a TD catch by De'Angelo Bryant and a 12-yard scoring run by Adams. Sam Swank added a 32-yard field goal.

2001: In a game originally scheduled for September but postponed due to 9/11, the Deacons posted a 38-35 win over Northern Illinois at Groves Stadium. Tarence Williams rushed for 140 yards and topped the 1,000-yard rushing mark for the season. Williams carried 35 times to mark his seventh 100-yard rushing game of the season. The win marked Wake Forest's seventh consecutive game decided by seven points or fewer.

1923: Wake Forest upset NC State 14-0 in Wake Forest as quarterback Blanie Rackley ran one yard for one touchdown and passed 35 yards to Frank Armstrong for a second touchdown.

WAKE FOREST FOOTBALL

2018 ACC STANDINGS

Atlantic Division	CONFERENCE			OVERALL			STRK	HOME	ROAD	NEU	DIV
	W-L	PF	PA	W-L	PF	PA					
Clemson	8-0	378	93	11-0	492	133	W11	6-0	5-0	0-0	6-0
Syracuse	5-2	276	203	8-3	447	312	L1	6-0	2-2	0-1	4-1
NC State	4-3	233	201	7-3	335	241	W1	5-1	2-2	0-0	3-3
Boston College	4-3	188	166	7-4	363	266	L2	5-1	2-3	0-0	2-3
Florida State	3-5	163	250	5-6	249	337	W1	4-2	1-4	0-0	3-3
Wake Forest	2-5	174	275	5-6	331	392	L1	2-5	3-1	0-0	2-4
Louisville	0-8	162	398	2-9	227	473	L8	2-4	0-4	0-1	0-6

Coastal Division	CONFERENCE			OVERALL			STRK	HOME	ROAD	NEU	DIV
	W-L	PF	PA	W-L	PF	PA					
Pittsburgh	6-1	266	187	7-4	333	309	W4	5-1	2-3	0-0	4-1
Georgia Tech	5-3	264	236	7-4	406	302	W4	3-2	3-2	0-0	4-2
Virginia	4-3	163	139	7-4	311	227	L1	5-1	1-3	1-0	3-2
Duke	3-4	169	209	7-4	319	270	L1	3-2	4-2	0-0	3-3
Miami	3-4	173	141	6-5	347	215	W1	4-1	2-3	0-1	2-3
Virginia Tech	3-4	162	206	4-6	282	317	L4	1-4	3-2	0-0	2-3
North Carolina	1-6	188	255	2-8	273	346	W1	2-2	0-6	0-0	1-5

UPCOMING ACC SCHEDULE

Friday, November 23

Virginia at Virginia Tech 3:30

Saturday, November 17

Florida at Florida State 12:00

Georgia Tech at Georgia 12:00

Syracuse at Boston College 12:00

NC State at North Carolina 12:20

Wake Forest at Duke 12:30

Pitt at Miami 3:30

Kentucky at Louisville 7:00

South Carolina at Clemson 7:00

2018 ACC BOWL TIE-INS

Bowl	Date/Time (ET)	Site	Matchup	Network
Bad Boy Mowers Gasparilla Bowl	Dec. 20 / 8:00 p.m.	St. Petersburg, Fla.	ACC/CUSA vs. American	ESPN
Birmingham Bowl	Dec. 22 / 12:00 p.m.	Birmingham, Ala.	SEC vs. American*	ESPN
Zaxby's Heart of Dallas Bowl	Dec. 26 / 1:30 p.m.	Dallas, Texas	ACC/CUSA vs. Big Ten	ESPN
Quick Lane Bowl	Dec. 26 / 5:15 p.m.	Detroit, Mich.	ACC vs. Big Ten	ESPN
Walk-On's Independence Bowl	Dec. 27 / 1:30 p.m.	Shreveport, La.	ACC vs. SEC	ESPN
New Era Pinstripe Bowl	Dec. 27 / 5:15 p.m.	The Bronx, N.Y.	ACC vs. Big Ten	ESPN
Franklin American Mortgage Music City Bowl	Dec. 28 / 1:30 p.m.	Nashville, Tenn.	ACC/Big Ten vs. SEC	ESPN
Camping World Bowl	Dec. 28 / 5:15 p.m.	Orlando, Fla.	ACC vs. Big 12	ESPN
Chick-fil-A Peach Bowl	Dec. 29 / 12:00 p.m.	Atlanta, Ga.	At-Large vs. At-Large	ESPN
Belk Bowl	Dec. 29 / 12:30 p.m.	Charlotte, N.C.	ACC vs. SEC	ABC
Capital One Orange Bowl	Dec. 29 / 4 or 8 p.m.	Miami Gardens, Fla.	National Semifinal	ESPN
Goodyear Cotton Bowl Classic	Dec. 29 / 4 or 8 p.m.	Arlington, Texas	National Semifinal	ESPN
Military Bowl Pres. by Northrop Grumman	Dec. 31 / 12:00 p.m.	Annapolis, Md.	ACC vs. American	ESPN
Hyundai Sun Bowl	Dec. 31 / 2:00 p.m.	El Paso, Texas	ACC vs. Pac-12	CBS
TaxSlayer Bowl	Dec. 31 / 7:30 p.m.	Jacksonville, Fla.	ACC/Big Ten vs. SEC	ESPN
PlayStation Fiesta Bowl	Jan. 1 / 1:00 p.m.	Glendale, Ariz.	At-Large vs. At-Large	ESPN
National Championship	Jan. 7 / 8:00 p.m.	Santa Clara, Calif.	Semifinal winners	ESPN

* Possible bowl game if other conferences do not qualify for slot and additional ACC teams are available

ACC TEAM RANKINGS

ALL GAMES

	STAT	ACC
Scoring Offense	30.1	8th
Scoring Defense	35.6	13th
Total Offense	436.5	6th
Total Defense	484.8	14th
Rushing Offense	203.4	5th
Rushing Defense	199.1	10th
Passing Offense	233.1	8th
Passing Defense	285.7	13th
Passing Efficiency	122.5	12th
Passing Efficiency Def.	144.2	13th
Kickoff Returns	20.2	11th
Punt Return Avg.	11.7	7th
Interceptions	4	t-12th
Net Punting	37.2	7th
Kickoff Coverage	38.3	13th
Field Goal Pct.	83.3	3rd
PAT Kicking	100.0	t-1st
Sacks By	20	11th
Sacks Against	30	t-11th
First Downs	265	1st
Opp. First Downs	252	14th
3rd Down Conversions	40.6	8th
Opp. 3rd Down Conv.	43.2	10th
4th Down Conversions	56.5	3rd
Opp. 4th Down Conv.	50.0	t-6th
Penalty Yards	42.5	4th
Opp. Penalty Yards	54.7	4th
Time of Possession	27:17	14th
Turnover Margin	-7	t-12th
Red Zone Offense	81.2	10th
Red Zone Defense	94.4	14th

ACC INDIVIDUAL LEADERS - ALL GAMES

	OFFENSE			DEFENSE		
	Stat	ACC	NCAA	Stat	ACC	NCAA
Greg Dortch				Essang Bassey		
All-Purpose Yards / gm	145.9	1st	10th	Passes Defended / gm	1.27	t-2nd 14th
Punt Return Average / gm	11.2	1st	12th	Tackles / gm	6.3	t-22nd --
Receiving Yards / gm	86.7	2nd	24th	Cameron Glenn		
Receptions / gm	7.2	3rd	10th	Tackles / gm	8.7	3rd 61st
Sam Hartman				Justin Strnad		
Passing / gm	220.4	5th	51st	Tackles / gm	8.1	t-7th 73rd
Total Offense / gm	251.0	7th	43rd	Carlos Basham, Jr.		
Passing Efficiency	125.2	9th	81st	Tackles / gm	5.5	t-35th --
				Fumbles Recovered	2	t-3rd t-17th
SPECIAL TEAMS				Tackles for Loss / gm	0.9	20th --
				Amari Henderson		
Nick Sciba				Passes Defended / gm	0.89	9th --
PAT Kicking Pct.	100.0	t-1st	--	Chuck Wade, Jr.		
Field Goals / gm	1.4	4th	26th	Tackles / gm	5.2	43rd --
Scoring (Kick) / gm	7.6	4th	--			
Scoring / gm	7.6	5th	49th			
Field Goal Pct.	83.3	3rd	21st			
Dom Maggio						
Punting Average	41.6	8th	57th			


COLLEGEPRESSBOX.COM

CollegePressBox.com is the official media website for ACC football. Access and download weekly game notes, stats, media guides and more for the ACC and each of its 14 member schools. High- and low-resolution head shots, action shots and logos are available for download, as well as information and photographs for other Wake Forest sports.

Login information will be distributed by the conference office to accredited media, or you can apply for a password by sending an e-mail to password@collegepressbox.com.

WAKE FOREST FOOTBALL

WAKE FOREST - DUKE SERIES



DUKE 31, WAKE FOREST 23
NOVEMBER 25, 2017
BB&T FIELD (27,016)

WINSTON-SALEM, N.C. -- Wake Forest closed out the regular season by dropping a 31-23 decision to Duke Saturday afternoon at BB&T Field.

John Wolford threw for 191 yards while rushing for 48, bringing his 2017 total offense yard total to 3,407, surpassing Riley Skinner's single-season record of 3,216 in 2009. Wolford threw two touchdown passes, marking the sixth-consecutive game in which he threw for multiple touchdowns. He broke the school record of five straight held by Foy White in 1985.

The Wake Forest defense recorded eight tackles for loss bringing the season total to 98. That total exceeds the school record of 94 set last season. Jaboree Williams led the Deacons with 12 total tackles, including two for loss, achieving a career high in tackles for a third straight week. Cameron Glenn also recorded two tackles for loss and nine total tackles.

Amari Henderson, Demetrius Kemp and Justin Strnad combined for three interceptions, matching the season-high set at Boston College.

Mike Weaver converted three field goal attempts, including a 43-yard attempt that matched his season-high. Weaver also went 2-for-2 on point after attempts, giving him the school record in PATs with 45. He eclipsed Sam Swank's school record of 44 set in 2007. Dom Maggio also had a record day, recording the second-longest punt of his career at 74-yards.

Scoring	1	2	3	4	Total
Duke	3	7	7	14	31
Wake Forest	10	7	6	0	23

1st Quarter

WF - Hines 3 yd pass from Wolford (Weaver kick), 12:04
 WF - Weaver 29 yd field goal, 5:38
 DU - Parker 38 yd field goal, 0:56

2nd Quarter

WF - Bachman 43 yd pass from Wolford (Weaver kick), 6:44
 DU - Helm 18 yd pass from Jones (Parker kick), 2:56

3rd Quarter

WF - Weaver 41 yd field goal, 9:19
 DU - Gray 6 yd pass from Jones (Parker kick), 6:58
 WF - Weaver 43 yd field goal, 3:31

4th Quarter

DU - Jones 1 yd run (Parker kick), 13:53
 DU - Brown 4 yd run (Parker kick), 8:23

	DU	WF
FIRST DOWNS	22	14
RUSHES-YARDS (NET)	45-97	35-145
PASSING YDS (NET)	346	191
Passes Comp-Att-Int	25-44-3	16-34-2
TOTAL OFFENSE PLAYS-YARDS	89-443	69-336
Fumble Returns-Yards	0-0	0-0
Punt Returns-Yards	3-38	5-18
Kickoff Returns-Yards	2-35	4-80
Interception Returns-Yards	2-0	3-22
Punts (Number-Avg)	7-44.0	7-52.0
Fumbles-Lost	1-0	3-1
Penalties-Yards	4-20	2-10
Possession Time	37:10	22:50
Third-Down Conversions	6 of 20	6 of 17
Fourth-Down Conversions	3 of 4	0 of 1
Red-Zone Scores-Chances	5-6	3-3
Sacks By: Number-Yards	2-9	0-0

RUSHING: DU - Wilson 17-38; Jones 14-37; Brown 11-33; TM - 3-minus 11. WF - Wolford 12-48; Colburn 10-42; Hinton 4-33; Byrd 8-24; Hines 1-minus 2.

PASSING: DU - Jones 25-44-346-2-3. WF -Wolford 16-33-191-2-2; Hinton 0-1-0-0-0

RECEIVING: DU - Rahming 8-90; Helm 3-70; Taylor 3-53; Young 3-40; Lloyd 3-10; Wilson 2-29; Brown 1-35; Koppenhaver 1-13; Gray 1-6. WF - Hines 6-60; Serigne 4-22; Bachman 3-90; Byrd 2-11; Washington 1-8.

WF - DU CONNECTIONS

- Duke defensive line coach Ben Albert was a member of Dave Clawson's staff at Richmond in 2004.

- Wake Forest cornerbacks coach Ryan Crawford and Duke co-defensive coordinator Matt Guerrieri and special teams coach Kirk Benedict are all former players at Davidson.

- Duke offensive line coach Jim Bridge was a graduate assistant coach at Virginia in 1994-95 when Wake Forest TE/special teams coach Wayne Lineburg was playing for the Cavaliers.

- Duke RB coach Re'quan Boyette lettered at RB for the Blue Devils in 2007 when his position coach was current Wake Forest LB coach Brad Sherrod.

- Dave Clawson served as Tennessee's offensive coordinator in 2008, succeeding David Cutcliffe who left the Vols following the 2007 season to become the head coach at Duke.

- Wake Forest LB coach Brad Sherrod is a 1993 graduate of Duke who coached the Blue Devils from 1997-2007.

- The Bullis School in Maryland claims graduates in Wake Forest OT Justin Herron and Duke redshirt freshman S Damani Neal and sophomore DT Derrick Tangelo.

- Wake Forest sophomore punter Dom Maggio prepped at Baltimore Boys' Latin as did Duke sophomore DE Victor Dimukeje.

- Wake Forest LB Justin Strnad and Duke junior OG Julian Santos both played at East Lake High School on Florida's West Coast.

- Duke redshirt junior DE Twazanga Mugala and Wake Forest redshirt sophomore Taleni Suhren both played at Charlotte Ardrey Kell.

- Wake Forest freshman DE Tyric Swennie and Duke junior long snapper Lee Rodio are both graduates of Northern Durham High.

- Deacon freshman DB Zion Keith and Duke freshman WR D.J. Fullard were teammates at Wilson HS in Florence, SC last year.

- Wake Forest OL Sean Maginn and Duke sophomore DE Drew Jordan were teammates at Suwanee, Ga. North Gwinnett HS in 2016.

- Wake Forest freshman DB Peyton Woulard and Duke redshirt senior OT Christian Harris are both graduates of Suwanee, Ga. Collins Hill High.



SERIES HISTORY

Overall: Duke leads, 58-38-2

All Games at WFU: 17-27-2

Games at BB&T Field: 12-13-1

All Games at Duke: 21-27

Games at Wallace Wade Stadium: 19-26

All Neutral site games: 3-4

Dave Clawson vs. Duke: 1-3

David Cutcliffe vs. WFU: 5-5

Last WFU Win: 24-14 (9/10/16), at Duke

Last Duke Win: 31-23 (11/25/17), at

BB&T Field

Last WFU at Duke: 24-14 (9/10/16)

Last Duke win at WFU: 31-23 (11/25/17)

Current Streak: Duke, 1

Longest WFU Streak: 12 (2000-2011)

Longest Duke Streak: 12 (1952-63)

Largest WFU win: 38 in 2005

Largest Duke win: 67 in 1937

11/25/2017	L	H	23-31
9/10/2016	W	A	24-14
11/28/2015	L	H	21-27
11/29/2014	L	A	21-41
11/23/2013	L	H	21-28
10/29/2012	L	H	27-34
10/22/2011	W	A	24-23
9/11/2010	W	H	54-48
11/21/2009	W	A	45-34
11/1/2008	W	H	33-30 (ot)
10/6/2007	W	A	41-36
9/9/2006	W	H	14-13
10/29/2005	W	A	44-6
10/30/2004	W	H	24-22
10/18/2003	W	A	42-13
10/12/2002	W	H	36-10
10/13/2001	W	A	42-35
11/4/2000	W	H	28-26
11/13/1999	L	A	35-48
10/10/1998	L	H	16-19
10/25/1997	W	A	38-24
11/16/1996	W	H	17-16
10/28/1995	L	A	26-42
10/22/1994	L	H	26-51
10/23/1993	L	H	13-21
11/7/1992	W	A	28-14
11/9/1991	W	H	31-14
11/3/1990	L	A	20-57
11/4/1989	L	H	35-52
11/5/1988	W	A	35-16
11/7/1987	W	H	30-27
11/8/1986	L	A	36-38
11/9/1985	W	H	27-7
11/10/1984	W	A	20-16
11/5/1983	L	H	21-31
11/6/1982	L	A	26-46
11/7/1981	L	H	10-31
11/8/1980	W	A	27-24
11/10/1979	W	H	17-14
11/11/1978	L	A	0-3
11/5/1977	L	H	14-38
11/6/1976	W	A	38-17
11/8/1975	L	H	14-42
11/9/1974	L	A	7-23
11/10/1973	T	H	7-7

WAKE FOREST FOOTBALL

Dave Clawson

Head Coach

5th Year

Williams ■ 1989



Four may not be Dave Clawson's lucky number but perhaps it should be. Having recently completed his fourth season at Wake Forest, his fourth head coaching stop, Clawson seems to always strike gold in Year Four.

Clawson, who started his head coaching career at Fordham in 1999, took the Rams to a 10-3 record in his fourth year in The Bronx and a berth in the Football Championship Subdivision playoffs. Clawson started at Richmond in 2004 and had the Spiders at 11-3 and in the FCS semifinals in Year Four. At Bowling Green, Clawson's fourth season produced an 8-5 record and a berth in the Military Bowl. And Year Four at Wake Forest was no less magical with the Deacons sitting at 8-5 following a thrilling 55-52 win over Texas A&M in the Belk Bowl in December.

For four seasons with the Demon Deacons, Clawson has preached strong defense and patience on offense. Year Four brought an avalanche of offense as his group of attackers, thrown into the fire in 2014 as youngsters, matured into a tenacious group that set school records for scoring and total offense.

The Demon Deacons set 105 records in 2017, tied another 15 marks, and became one of the nation's most efficient and productive offenses. Wake Forest set major records for points scored in a season, obliterating the record by 97 points. The offense set new marks for total offense yards in a game and in a season, yards per carry, most touchdowns scored and most touchdown passes in a season. The defense set a record with 106 tackles for loss.

But two records stand out: Wake Forest had 11 players selected for 12 All-ACC positions, and as a team, the Deacons beat six bowl teams in 2017.

The 2016 season marked year three in a career that has steadily shown vast improvement in year three. During his time at Fordham, Richmond and Bowling Green, Clawson's year-three teams averaged six wins. He exceeded that mark with seven victories in 2016.

With the 2016 addition of McCreary Field House, Wake Forest's state-of-the-art indoor practice facility, and the construction of the Sutton Sports Performance Center, which will mark yet another technologically advanced facility, Clawson and the Deacons are clearly on a roll.

On December 10, 2013, Clawson became the 32nd head football coach in Wake Forest University history. The head coach at Bowling Green State University from 2009 through 2013, Clawson led the Falcons to the 2013 Mid-American Conference championship with a 47-27 win over No. 16 Northern Illinois.

Clawson joined the Demon Deacons after five seasons as the head coach at BGSU in Bowling Green, Ohio. He built the Falcons to be explosive both offensively and defensively. The 2013 Bowling Green team ranked 29th in the nation in total offense and tenth in total defense. In 2012, BGSU was ranked sixth in the nation in total defense and 10th nationally in scoring defense, yielding just 16.8 points per game. The Falcons were one of only two non-power conference teams to rank in the top 30 statistically in both total offense and total defense in 2013.

Bowling Green's 2013 team went 10-3 overall under Clawson and won the MAC East title with a 7-1 record. The Falcons received a bid to the Little Caesar's Bowl in Detroit. It marked the third bowl appearance in five seasons for Clawson's team.

In his 18 years as a head coach, Clawson delivered a conference championship at each of his first three stops. Prior to the 2013 Mid-American Conference title at Bowling Green, Clawson helped Richmond to a pair of Colonial Athletic Association titles in 2005 and 2007. His first championship as a head coach came in 2002 when he led Fordham to the Patriot League title.

He has also earned numerous Coach of the Year awards.

He was the Patriot League Coach of the Year in 2001 and 2002 and was awarded the 2005 Atlantic 10 Coach of the Year award in just his second year in the league. The 2007 CAA Coach of the Year award marked his fourth conference Coach of the Year honor in his first nine years as a head coach.

In 2002, Clawson was the Schutt Sports/American Football Monthly I-AA Coach of the Year and a finalist for the Eddie Robinson Award. In 2005, Clawson earned National Coach of the Year from I-AA.org and was again a finalist for the Eddie Robinson Award.

A 1989 graduate of Williams College in Massachusetts, Clawson earned a degree in political economy. A native of Youngstown, N.Y., Clawson was a defensive back for Williams and went on to serve as a graduate assistant coach at Albany in 1989 and 1990. He moved to Buffalo for the 1991 and 1992 seasons, tutoring the secondary his first year and the quarterbacks and running backs his second.

In 1993, Clawson was named the running backs coach at Lehigh and helped the Mountain Hawks to a 7-4 record and the Patriot League championship. He was promoted to offensive coordinator in 1994 and spent two years in that role, adding another Patriot League title in 1995. Lehigh won a pair of Patriot League titles in his three years and his offense led the league in scoring, total offense and pass offense in each of his final two seasons.

Villanova hired Clawson as offensive coordinator in 1996 and his offense helped the Wildcats to NCAA FCS appearances in 1996 and 1997. During his tenure at Villanova, Clawson's offense established 70 program records, held the No. 1 ranking in the nation for six weeks in 1997 and won the 1997 Atlantic 10 championship. He tutored Brian Westbrook who became the first player in college football history to gain 1,000 yards both rushing and receiving.

Following the 1998 season, Clawson became the nation's youngest Division I head coach when he was named head coach at Fordham. Inheriting a team that had won just 22 games in the previous 10 years, Clawson turned the Rams into the Patriot League champions in his fourth season. He was the Patriot League Coach of the Year in both 2001 and 2002. Clawson helped the Rams 2002 FCS Playoffs where they defeated fourth seed Northeastern in the opening round before falling to Villanova.

Clawson was named the head coach at Richmond prior to the 2004 season. He guided the Spiders to the biggest two-year turnaround in school history, improving from 3-8 in 2004 to 9-4 in 2005. In 2007, his final year with the Spiders, Clawson guided Richmond to an 11-3 record, the Colonial South title and the FCS national semifinals.

He left Richmond in 2008 to replace David Cutcliffe as the offensive coordinator under Phillip Fulmer at Tennessee. Following that season, Clawson was named the head coach at Bowling Green in time for the 2009 season.

Clawson and his wife, Catherine, are the parents of two children, Courtney and Eric.



THE DAVE CLAWSON FILE

BORN

- August 16, 1967 in Youngstown, New York

FAMILY

- Wife — Catherine
- Children — Courtney and Eric

EDUCATION

- Williams College — 1989
B.A. in Political Economy
- SUNY Albany — 1992
M.A. in Liberal Studies

PLAYING HISTORY

- Williams College — 1985-88
Three-year starter at defensive back
Also played basketball

COACHING HONORS

- 2007 CAA Coach of the Year
- 2005 I-AA.org National Coach of the Year
- 2005 Atlantic 10 Coach of the Year
- 2002 Schutt Sports/American Football Monthly National I-AA Coach of the Year
- 2001 & 2002 Patriot League Coach of the Year

CHAMPIONSHIPS AS A HEAD COACH

- 2013 MAC Championship (Bowling Green)
- 2007 CAA Championship (Richmond)
- 2005 Atlantic-10 Championship (Richmond)
- 2002 Patriot League Championship (Fordham)

AS A HEAD COACH

Year	School	Record	Conf	Post.
2018	Wake Forest	5-6	2-5	
2017	Wake Forest	8-5	4-4	Belk
2016	Wake Forest	7-6	3-5	Military
2015	Wake Forest	3-9	1-7	
2014	Wake Forest	3-9	1-7	
2013	Bowling Green	10-3	7-1	Li'Caesars
2012	Bowling Green	8-5	6-2	Military
2011	Bowling Green	5-7	3-5	
2010	Bowling Green	2-10	1-7	
2009	Bowling Green	7-6	6-2	Humanitarian
2007	Richmond	11-3	7-1	FCS Semi
2006	Richmond	6-5	3-5	
2005	Richmond	9-4	7-1	FCS QF
2004	Richmond	3-8	2-6	
2003	Fordham	9-3	4-3	
2002	Fordham	10-3	6-1	FCS QF
2001	Fordham	7-4	5-2	
2000	Fordham	3-8	1-5	
1999	Fordham	0-11	0-6	

Career

At Fordham	29-29	16-17
At Richmond	29-20	19-13
At Bowling Green	32-31	23-17
At Wake Forest	26-35	11-28

AS AN ASSISTANT COACH

Year	School	Record	Conf	Bowl
2008	Tennessee	5-7	3-5	
1998	Villanova	6-5		
1997	Villanova	12-1		
1996	Villanova	8-4	6-2	
1995	Lehigh	8-3	5-0	
1994	Lehigh	5-5-1	3-2	
1993	Lehigh	7-4	4-1	
1992	Buffalo	4-6		
1991	Buffalo	3-7		
1990	Albany	5-4		
1989	Albany	3-7		

CHAMPIONSHIPS AS AN ASSISTANT COACH

- 1997 Atlantic 10 Championship (Villanova)
- 1995 Patriot League Championship (Lehigh)
- 1993 Patriot League Championship (Lehigh)

WAKE FOREST FOOTBALL

DEMON DEACON DEPTH CHART

Updated on Nov. 19

START CHART

Offense	2018	Strk	Car
Haynes (OL)	11	20	45
Anderson (OL)	11	40	40
Herron (OL)	1	-	38
Benzinger (OL)	11	24	25
Colburn (RB)	10	-	23
Osterhage (OL)	9	9	22
Bachman (WR)	10	8	22
Washington (WR)	4	-	18
Carney (RB)	1	1	17
Dortch (WR)	11	11	17
Gilliam (OL)	11	11	14
Freudenthal (TE)	11	11	13
Hartman (QB)	9	-	9
Surratt (WR)	7	1	7
Hinton (QB)	-	-	4
Newman (QB)	2	2	2
Tom (OL)	1	-	1
Claude (WR)	1	-	1

Defense	2018	Strk	Car
Rodney (DL)	11	14	33
Kemp (LB)	8	-	26
Wade (DB)*	11	24	28
Henderson (DB)	8	-	27
Glenn (DB)	11	24	27
Bassey (DB)	11	24	26
Yarbary (DL)	11	25	26
Calhoun (DL)	11	11	15
Basham (DL)	10	2	11
Strnad (LB)	11	11	11
D. Taylor (LB)	6	-	6
Masterson (DB)	5	5	8
J. Taylor (DB)	3	1	6
J. Williams (LB)	3	2	3
T. Williams (DL)	1	-	1

* First 17 starts on offense at WR

Specialists	2018	Strk	Car
Maggio (P)	11	33	35
Diemel (LS)	11	30	30
Sciba (K)	11	11	11
Osteen (KO)	3	-	3
Ford (KO)	8	8	8

Most Career Starts (Active)

Haynes (OL)	45
Anderson (OL)	40
Herron (OL)	38
Rodney (DL)	33
Wade (DB)	28
Henderson (DB)	27
Glenn (DB)	27
Bassey (DB)	26
Yarbary (DL)	26
Kemp (LB)	26

Longest Streaks (Active)

Anderson (OL)	40
Maggio (P)	33
Diemel (LS)	30
Yarbary (DL)	25
Wade (DB)	24
Glenn (DB)	24
Bassey (DB)	24
Benzinger (OL)	24
Haynes (OL)	20

OFFENSE

QB	12	Jamie Newman	6-4	230	R-So.
	2	Kendall Hinton	6-0	195	R-Jr.
	18	Matthew Considine	6-6	210	R-Fr.
RB	22	Matt Colburn II	5-10	200	Sr.
	36	Cade Carney	5-11	215	Jr.
	26	Christian Beal-Smith	5-10	190	R-Fr.
WR	14	Sage Surratt	6-3	215	R-Fr.
OR	7	Scotty Washington	6-5	225	R-Jr.
WR	3	Greg Dortch	5-9	170	R-So.
	82	Jaquarii Roberson	6-1	180	R-Fr.
WR	1	Alex Bachman	6-0	190	Sr.
	88	Steven Claude	6-2	195	R-Jr.
TE	86	Jack Freudenthal	6-3	240	R-Jr.
	23	Brandon Chapman	6-5	255	R-So.
LT	73	Jake Benzinger	6-7	295	R-Jr.
	63	Je'Vionte' Nash	6-3	285	R-So.
LG	74	Phil Haynes	6-4	310	R-Sr.
	79	Sean Maginn	6-3	280	So.
C	70	Ryan Anderson	6-6	305	R-Sr.
	65	Zach Tom	6-4	280	R-Fr.
RG	68	Patrick Osterhage	6-4	285	R-Sr.
	59	Loic Ngassam Nya	6-3	290	R-Fr.
RT	71	Nathan Gilliam	6-5	290	R-Jr.
	76	Allan Rapplelea	6-5	285	R-Fr.

DEFENSE

DE	18	Carlos Basham, Jr.	6-5	270	R-So.
	91	Mike Allen	6-5	270	R-Fr.
DT	93	Zeek Rodney	6-1	300	R-Sr.
	90	Sulaiman Kamara	6-2	290	R-So.
DT	48	Willie Yarbary	6-2	285	R-Sr.
	53	Dion Bergan	6-1	280	Fr.
DE	6	Chris Calhoun	6-4	250	Sr.
	94	Manny Walker	6-4	245	R-So.
BUCK	12	Luke Masterson	6-2	210	R-So.
	15	Jake Simpson	6-0	220	So.
MIKE	23	Justin Strnad	6-3	230	R-Jr.
	46	DJ Taylor	6-1	230	So.
ROV	34	Demetrius Kemp	6-1	230	R-Sr.
	30	Ja'Cquez Williams	6-2	210	R-So.
CB	24	Ja'Sir Taylor	5-10	190	So.
	27	Tyriq Hardimon	6-0	195	R-Fr.
FS	2	Cameron Glenn	6-1	205	R-Sr.
	17	Traveon Redd	6-0	200	R-So.
SS	9	Chuck Wade, Jr.	6-0	205	Sr.
	37	Nasir Greer	6-0	200	Fr.
CB	21	Essang Bassey	5-10	190	Jr.
	28	Zion Keith	6-1	185	Fr.

SPECIALISTS

PK	96	Nick Sciba	5-9	185	Fr.
	88	Zach Murphy	6-0	185	R-Fr.
KO	11	Darren Ford	6-2	200	Grad.
	48	Eric Osteen	6-1	190	Grad.
P	8	Dom Maggio	6-3	185	Jr.
	88	Zach Murphy	6-0	185	R-Fr.
H	8	Dom Maggio	6-3	185	So.
	25	James Sriraman	6-3	200	R-Jr.
PR	3	Greg Dortch	5-9	170	R-So.
	1	Alex Bachman	6-0	190	Sr.
KR	3	Greg Dortch	5-9	170	R-So.
	1	Alex Bachman	6-0	190	Sr.
LS	52	Dayton Diemel	5-10	225	Jr.
	61	Noah Turner	6-0	240	Fr.

WAKE FOREST FOOTBALL

WAKE FOREST NUMERICAL ROSTER

NO.	NAME	POS.	HT.	WT.	YR.	HOMETOWN/HIGH SCHOOL
1	Alex Bachman	WR	6-0	190	Sr.	Westlake Village, CA/Oaks Christian
2	Cameron Glenn	DB	6-1	205	R-Sr.	Stone Mountain, GA/Stephenson
2	Kendall Hinton	QB	6-0	195	R-Jr.	Durham, NC/Southern Durham
3	Greg Dortch	WR	5-9	170	R-So.	Richmond, VA/Highland Springs
4	Amari Henderson	DB	6-1	180	R-Jr.	Charlotte, NC/Mallard Creek
5	Arkeem Byrd	DB	6-1	190	R-So.	Savannah, GA/Jenkins
6	Chris Calhoun	DL	6-4	250	Sr.	Alpharetta, GA/Centennial
7	Scotty Washington	WR	6-5	225	R-Jr.	Washington, DC/St. John's
8	Dom Maggio	P/PK	6-3	185	Jr.	Monkton, MD/The Boys' Latin School
9	Chuck Wade, Jr.	DB	6-0	205	Sr.	Jacksonville, FL/Bishop Kenny
10	Ken Dicks III	DB	6-0	195	Fr.	Cumming, GA/Lambert
10	Sam Hartman	QB	6-1	190	Fr.	Cornelius, NC/Oceanside Collegiate (SC)
11	Darren Ford	PK	6-2	200	Grad.	Howell, MI/Howell/Hope College
11	Davis Johnson	WR	5-11	180	R-So.	Alpharetta, GA/Milton
12	Luke Masterson	DB	6-2	210	R-So.	Naples, FL/Gulf Coast
12	Jamie Newman	QB	6-4	230	R-So.	Graham, NC/Graham
13	Tayvon Bowers	QB	6-1	205	R-Fr.	Harrisburg, PA/Bishop McDevitt
13	Malik Grate	DB	6-0	180	R-So.	Pendleton, SC/Pendleton
14	Sage Surratt	WR	6-3	215	R-Fr.	Lincolnton NC/Lincolnton
15	Jake Simpson	LB	6-0	220	So.	Buford, GA/Buford
17	Traveon Redd	DB	6-0	200	R-So.	Martinsville, VA/Magna Vista
18	Carlos Basham, Jr.	DL	6-5	270	R-So.	Roanoke, VA/Northside
18	Matthew Considine	QB	6-6	210	R-Fr.	St. Augustine, FL/St. Joseph
20	Coby Davis	DB	5-11	200	So.	Upper Marlboro, MD/Maret School
21	Essang Basse	DB	5-10	190	Jr.	Columbus, GA/Columbus
21	Isaiah Isaac	WR	5-10	165	Fr.	Buford, GA/Buford
22	Matt Colburn II	RB	5-10	200	Sr.	Irmo, SC/Dutch Fork
23	Brandon Chapman	TE	6-5	255	R-So.	Grove City, OH/Grove City
23	Justin Strnad	LB	6-3	230	R-Jr.	Palmdale, CA/East Lake
24	Ja'Sir Taylor	DB	5-10	190	So.	Asbury Park, NJ/Brick Township
25	Marquis Alston, Jr.	DB	6-0	190	Fr.	Smyrna, GA/Harrison
25	James Sriraman	WR	6-3	200	R-Jr.	Raleigh, NC/Cardinal Gibbons
26	Justin Bartee	DB	5-10	205	R-So.	Vienna, VA/Oakton
26	Christian Beal-Smith	RB	5-10	190	R-Fr.	Winston-Salem, NC/East Forsyth
27	Tyriq Hardimon	DB	6-0	195	R-Fr.	Marietta, GA/Lassiter
27	Trey Ndlovu	RB	5-7	240	R-Jr.	Hummelstown, PA/Hershey
28	Zion Keith	DB	6-1	185	Fr.	Florence, SC/Wilson
28	Courtney McKinney	RB	6-1	195	Fr.	Biscoe, NC/East Montgomery
29	DeAndre' Delaney	RB	6-3	205	R-So.	Morristown, TN/Morristown West
29	Anthony Manning	WR	5-10	160	Fr.	Orlando, FL/Lake Nona
30	Ja'Quez Williams	LB	6-2	210	R-So.	Hinesville, GA/Liberty County
32	Jeff Burley	LB	6-2	230	R-Fr.	Jackson, GA/Jackson
34	Will Drawdy	RB	6-0	180	R-Fr.	Easley, SC/Easley
34	Demetrius Kemp	LB	6-1	230	R-Sr.	Demopolis, AL/Demopolis
35	Willy Bemiss	WR	5-11	180	R-Fr.	Richmond, VA/St. Christopher's
35	Nate Mays	LB	6-1	230	R-Jr.	Calhoun, GA/Dalton
36	Cade Carney	RB	5-11	215	Jr.	Advance, NC/Davidson Day
37	Nasir Greer	DB	6-0	200	Fr.	Rex, GA/Stockbridge
38	Peyton Woulard	DB	6-1	180	Fr.	Suwanee, GA/Collins Hill
39	Keegan Good	DB	6-0	190	R-So.	Pinehurst, NC/Pinecrest
40	Rondell Bothroyd	DL	6-4	270	Fr.	Willington, CT/E.O. Smith
41	JaCorey Johns	LB	6-4	230	Fr.	Cartersville, GA/Cartersville
42	Joey Ray	RB	5-9	190	Fr.	Pilot Mountain, NC/East Surry
43	Anthony D'Angelo	DB	5-6	165	Fr.	Medfield, MA/St. Mark's School
44	LaRonde' Liverpool	DL	6-3	280	R-So.	Virginia Beach, VA/Landstown
45	Ryan Smenda, Jr.	LB	6-2	230	Fr.	Orange Park, FL/Fleming Island
46	DJ Taylor	LB	6-1	235	So.	Belvidere, TN/Huntland
48	Eric Osteen	PK	6-1	190	Grad.	Augusta, GA/Richmond Academy/USMA
48	Willie Yarbary	DL	6-2	285	R-Sr.	Augusta, GA/Richmond Academy
49	Vincent Notzon	LB	6-1	200	Fr.	Alexandria, VA/Episcopal
49	Alec Rowan	TE	6-3	210	Fr.	Indian Trail, NC/Metrolina Christian
50	Jack Rielly	LB	5-10	195	R-Fr.	Pittsburgh, PA/Central Catholic
52	Dayton Diemel	LS	5-10	225	Jr.	Hudson, WI/Hudson
53	Dion Bergan	DL	6-1	280	Fr.	Kissimmee, FL/Osceola
55	Michael Jurgens	OL	6-4	280	Fr.	Gaithersburg, MD/Damascus
56	Spencer Clapp	OL	6-6	280	R-Fr.	Gibsonville, NC/Eastern Guilford
57	Jake Galli	LB	6-0	215	Fr.	Washington, DC/Gonzaga
58	Chase Monroe	LB	6-2	225	R-Fr.	Huntersville NC/Davidson Day
58	Tyler Watson	OL	6-5	295	R-So.	Roswell, GA/Milton

POSITIONAL BREAKDOWN

QUARTERBACKS (5)

13	Tayvon Bowers	R-Fr.
18	Matthew Considine	R-Fr.
10	Sam Hartman	Fr.
2	Kendall Hinton	R-Jr.
12	Jamie Newman	R-So.

RUNNING BACKS (8)

26	Christian Beal-Smith	R-Fr.
36	Cade Carney	Jr.
22	Matt Colburn II	Sr.
29	DeAndre' Delaney	R-So.
34	Will Drawdy	R-Fr.
28	Courtney McKinney	Fr.
27	Trey Ndlovu	R-Jr.
42	Joey Ray	Fr.

TIGHT ENDS (4)

23	Brandon Chapman	R-So.
86	Jack Freudenthal	R-Jr.
49	Alec Rowan	Fr.
85	Blake Whiteheart	Fr.

WIDE RECEIVERS (16)

17	Alex Bachman	Sr.
35	Willy Bemiss	R-Fr.
88	Steven Claude	R-Jr.
87	Teddy Centofanti	Fr.
83	Maguire DiLenge	Fr.
81	Ian Driscoll	R-Fr.
3	Greg Dortch	R-So.
21	Isaiah Isaac	Fr.
11	Davis Johnson	R-So.
80	Waydale Jones	R-Fr.
29	Anthony Manning	Fr.
89	A.T. Perry	Fr.
82	Jaquarii Roberson	R-Fr.
25	James Sriraman	R-Jr.
14	Sage Surratt	R-Fr.
7	Scotty Washington	R-Jr.

CENTERS (4)

70	Ryan Anderson	R-Sr.
55	Michael Jurgens	Fr.
65	Zach Tom	R-Fr.
67	Trey Turner	Fr.

OFFENSIVE TACKLES (8)

73	Jake Benzinger	R-Jr.
56	Spencer Clapp	R-Fr.
77	Michael Edwards	Fr.
75	Justin Herron	R-Sr.
66	Goran Jovanovic	R-Fr.
63	Je'Vionte' Nash	R-So.
76	Allan Rappleveya	R-Fr.
60	Taleni Suhren	R-So.

OFFENSIVE GUARDS (7)

71	Nathan Gilliam	R-Jr.
74	Phil Haynes	R-Sr.
78	Orlando Heggs II	Fr.
79	Sean Maginn	So.
59	Loic Ngassam Nya	R-Fr.
68	Patrick Osterhage	R-Sr.
58	Tyler Watson	R-So.

WAKE FOREST FOOTBALL

POSITIONAL BREAKDOWN			NO.	NAME	POS.	HT.	WT.	YR.	HOMETOWN/HIGH SCHOOL
DEFENSIVE ENDS (9)			59	Loic Ngassam Nya	OL	6-3	290	R-Fr.	Silver Spring, MD/Springbrook
91	Michael Allen	R-Fr.	60	Talen Suhren	OL	6-5	285	R-So.	Charlotte, NC/Ardrey Kell
18	Carlos Basham, Jr.	R-So.	61	Noah Turner	LS	6-0	240	Fr.	Burlington, NC/Western Alamance
40	Rondell Bothroyd	Fr.	63	Je'Vionte' Nash	OL	6-3	285	R-So.	Orange Park, FL/Oak Leaf
6	Chris Calhoun	Sr.	65	Zach Tom	OL	6-4	280	R-Fr.	Prairieville LA/Catholic
97	Royce Francis	Fr.	66	Goran Jovanovic	OL	6-4	280	R-Fr.	Ashburn, VA/Paul VI Catholic
95	Connor Hebbeler	R-Fr.	67	Trey Turner	DL	6-3	270	Fr.	Peachtree City, GA/Woodward Academy
41	JaCorey Johns	Fr.	68	Patrick Osterhage	OL	6-4	285	R-Sr.	Centerville, OH/Centerville
94	Manny Walker	R-So.	70	Ryan Anderson	OL	6-6	305	R-Sr.	Raleigh, NC/The Hun School (NJ)
72	Tyler Williams	R-Fr.	71	Nathan Gilliam	OL	6-5	290	R-Jr.	Knoxville, TN/Farragut
DEFENSIVE TACKLES (7)			72	Tyler Williams	DL	6-1	300	R-Fr.	West Palm Beach, FL/Oxbridge Academy
53	Dion Bergan	Fr.	73	Jake Benzinger	OL	6-7	295	R-Jr.	Williamston, MA/Mt Greylock
90	Sulaiman Kamara	R-So.	74	Phil Haynes	OL	6-4	310	R-Sr.	Raleigh, NC/Enloe
44	LaRonde' Liverpool	R-So.	75	Justin Herron	OL	6-5	290	R-Sr.	Silver Spring, MD/Bullis
93	Zeek Rodney	R-Sr.	76	Allan Rappleveya	OL	6-5	285	R-Fr.	Millbrook, NY/Milton Academy (MA)
96	Tyric Swennie	Fr.	77	Mike Edwards	OL	6-6	370	Fr.	Hope Mills, NC/South View
92	Adam Winter	R-Fr.	78	Orlando Heggs II	OL	6-3	305	Fr.	Jacksonville, FL/The Bolles School
48	Willie Yarbary	R-Sr.	79	Sean Maginn	OL	6-3	280	So.	Suwanee, GA/North Gwinnett
LINEBACKERS (12)			80	Waydala Jones	WR	6-4	195	R-Fr.	Beeville, TX/AC Jones
32	Jeff Burley	R-Fr.	81	Ian Driscoll	WR	5-10	170	R-Fr.	Garden City, NY/Holderness School
57	Jake Galli	Fr.	82	Jaquarii Roberson	WR	6-1	180	R-Fr.	Murfreesboro NC/Hertford County
34	Demetrius Kemp	R-Sr.	83	Maguire Dilenge	WR	5-7	165	Fr.	Great Falls, VA/Gonzaga
35	Nate Mays	R-Jr.	85	Blake Whiteheart	TE	6-4	245	Fr.	Winston-Salem, NC/Mt. Tabor
58	Chase Monroe	R-Fr.	86	Jack Freudenthal	TE	6-3	240	R-Jr.	Richmond, VA/Trinity Episcopal
49	Vincent Notzon	Fr.	87	Teddy Centofanti	WR	5-11	170	Fr.	Winchester, MA/Winchester
50	Jack Rielly	R-Fr.	88	Steve Claude	WR	6-2	195	R-Jr.	Miami, FL/Champagnat Catholic
15	Jake Simpson	So.	88	Zach Murphy	PK/P	6-0	185	R-Fr.	Raleigh, NC/Ravenscroft
45	Ryan Smenda, Jr.	Fr.	89	Atorian (A.T.) Perry	WR	6-5	190	Fr.	Lake Worth, FL/Park Vista Community
23	Justin Strnad	R-Jr.	90	Sulaiman Kamara	DL	6-2	290	R-So.	Richmond, VA/Hermitage
46	DJ Taylor	So.	91	Mike Allen	DL	6-5	270	R-Fr.	Sugar Hill, GA/Lanier
30	Ja'Cquez Williams	R-So.	92	Adam Winter	DL	6-3	260	R-Fr.	St. Louis, MO/De Smet Jesuit
CORNERBACKS (10)			93	Zeek Rodney	DL	6-1	300	R-Sr.	Rock Hill, SC/South Pointe
25	Marquis Alston, Jr.	Fr.	94	Manny Walker	DL	6-4	245	R-So.	Holly Hill, SC/Lake Marion
21	Essang Bassey	Jr.	95	Connor Hebbeler	DL	6-2	250	R-Fr.	Franklin Lakes, NJ/Bergen Catholic
5	Arkeem Byrd	R-So.	96	Nick Sciba	PK	5-9	185	Fr.	Clover, SC/Clover
43	Anthony D'Angelo	Fr.	96	Tyric Swennie	DT	6-0	245	Fr.	Durham, NC/Northern Durham
10	Kenneth Dicks III	Fr.	97	Ben Brown	PK	6-2	175	R-Jr.	Chevy Chase, MD/Bullis
39	Keegan Good	R-So.	97	Royce Francis	DL	6-3	240	Fr.	Powder Springs, GA/Allatoona
13	Malik Grate	R-So.	98	Cameron Lischke	PK	6-0	180	Fr.	Kernersville, NC/East Forsyth
4	Amari Henderson	R-Jr.	WAKE FOREST FOOTBALL STAFF						
28	Zion Keith	Fr.	Position	Name	Alma Mater	Year at Wake			
24	Ja'Sir Taylor	So.	Head Coach	Dave Clawson	Williams, 1989	5th			
SAFETIES (9)			Assistant HC/Wide Receivers	Kevin Higgins	West Chester, 1977	5th			
26	Justin Bartee	R-So.	Offensive Coordinator/QB	Warren Ruggiero^	Delaware, 1988	5th			
20	Coby Davis	So.	Special Teams Coordinator/TE	Wayne Lineburg	Virginia, 1996	2nd			
2	Cameron Glenn	R-Sr.	Running Backs	John Hunter	Bowling Green, 1988	5th			
37	Nasir Greer	Fr.	Offensive Line	Nick Tabacca	Ball State, 2004	5th			
27	Tyriq Hardimon	R-Fr.	Defensive Line	Dave Cohen	C.W. Post, 1988	5th			
12	Luke Masterson	R-So.	Safeties	Lyle Hemphill^	Ursinus, 2002	2nd			
17	Traveon Redd	R-So.	Linebackers	Brad Sherrad	Duke, 1993	2nd			
9	Chuck Wade, Jr.	Sr.	Cornerbacks	Ryan Crawford	Davidson, 2001	1st			
38	Peyton Woulard	Fr.	Outside Linebackers	Tom Gilmore^	Pennsylvania, 1986	1st			
PLACEKICKERS (6)			Defensive Analyst	Tom McEntire	Theil, 2006	2nd			
97	Ben Brown	R-Jr.	Offensive Analyst	Scott Boone	Wabash, 1981	1st			
11	Darren Ford	Grad.	Graduate Assistant (Off.)	Steven Bravo-Brown	South Florida, 2014	3rd*			
98	Cameron Lischke	Fr.	Graduate Assistant (Off.)	Trevor Mendelson^	Marshall, 2015	1st			
88	Zach Murphy	R-Fr.	Graduate Assistant (Def.)	Bryant Gross-Armiento	Wake Forest, 2017	5th*			
48	Eric Osteen	Grad.	Graduate Assistant (Def.)	Mike Tomaino^	Bates, 2015	1st			
96	Nick Sciba	Fr.	Quality Control Coach	Greg Cashman^	Bowling Green, 2018	1st			
PUNTERS (1)			Assistant AD/Football Operations	Jordan Jarry	Georgetown, 2004	5th			
48	Dom Maggio	Jr.	Associate Director/Football Operations	John Ford, Jr.	Rutgers, 2013	4th			
LONG SNAPPER (2)			Director of Recruiting	Greg Jones^	Bucknell, 2010	3rd*			
52	Dayton Diemel	Jr.	Director/Video Operations & Technology	Ben Cauthen	South Carolina, 2007	5th			
61	Noah Turner	Fr.	Video Operations Assistant	Ben Baker	Central Michigan, 2013	3rd			
			Recruiting Assistant	Chris Coulter	Florida State, 2012	3rd			
			Recruiting Assistant	Montel Hardy	Bradley, 2013	2nd			
			Recruiting Assistant	Kyle Perkins	Notre Dame College, 2016	1st			
			Recruiting Assistant	Candra Howell	Tennessee, 2012	2nd			

^ seated in pressbox during games

* includes seasons as either a graduate assistant and/or student-athlete

WAKE FOREST FOOTBALL

2018 RESULTS & STATISTICS

2018 SEASON RESULTS (5-6, 2-5 ACC)

Date	Opponent	Score	Overall	ACC	Time	Attend
Aug. 30	at Tulane	W, 23-17 (ot)	1-0	0-0	3:40	15,478
Sept. 8	TOWSON	W, 51-20	2-0	0-0	3:13	23,619
Sept. 13	BOSTON COLLEGE*	L, 34-41	2-1	0-1	3:25	25,309
Sept. 22	*8 NOTRE DAME	L, 27-56	2-2	0-1	3:23	31,092
Sept. 29	RICE	W, 56-24	3-2	0-1	3:01	24,519
Oct. 6	*4 CLEMSON*	L, 3-63	3-3	0-2	3:20	31,608
Oct. 20	at Florida State*	L, 17-38	3-4	0-3	3:34	67,274
Oct. 27	at Louisville*	W, 56-35	4-4	1-3	3:08	49,603
Nov. 3	*19 SYRACUSE*	L, 24-41	4-5	1-4	3:30	26,136
Nov. 8	at #14 NC State*	W, 27-23	5-5	2-4	3:29	55,228
Nov. 17	PITT*	L, 13-34	5-6	2-5	3:01	25,609
Nov. 24	at Duke*					

Home games in **BOLD CAPS**; *ACC game

DEFENSIVE STATISTICS

DEFENSE	GP	Tackles				TFL-Yds	Sacks	Int-Yds	BrUp	QBH	FR-Yds	FF	Blk	Saf
		Solo	Ast	Total	TFL-Yds									
23 Justin Strnad	11	52	37	89	7.5-16	1.5-6	.	4	2	.	1	.	.	
2 Cameron Glenn	10	58	29	87	5.5-16	1.5-8	.	4	.	.	1	.	.	
21 Essang Bassey	11	50	19	69	2.5-10	1.0-8	1-0	13	.	1-51	.	.	.	
9 Chuck Wade, Jr.	11	29	28	57	2.0-3	.	1-60	2	
18 Carlos Basham, Jr.	10	27	28	55	9.0-27	3.5-18	.	.	3	2-23	.	1	.	
12 Luke Masterson	8	29	17	46	1.0-4	.	1-43	2	3	
48 Willie Yarbary	11	24	20	44	8.0-36	2.5-16	.	.	3	
4 Amari Henderson	9	29	13	42	0.5-0	.	.	8	
34 Demetrius Kemp	9	23	18	41	2.5-5	1.0-3	.	1	3	1-0	1	1	.	
30 Ja' Cquez Williams	11	20	18	38	3.0-9	1.0-7	.	.	1	
37 Nasir Greer	10	24	14	38	1.0-2	.	.	1	.	.	1	.	.	
46 DJ Taylor	7	12	24	36	3.0-18	1.5-11	.	1	3	
6 Chris Calhoun	11	15	19	34	3.0-9	.	.	.	3	
93 Zeek Rodney	11	8	16	24	6.5-15	1.0-4	.	1	8	.	1	.	.	
90 Sulaiman Kamara	11	9	13	22	1.5-6	0.5-4	.	.	.	1-0	.	.	.	
24 Ja'Sir Taylor	11	18	4	22	1.0-3	.	.	6	
45 Ryan Smenda, Jr.	7	9	11	20	2.5-10	1.0-6	.	.	.	1-17	.	.	.	
17 Traveon Redd	11	10	7	17	1.5-3	.	.	1	
35 Nate Mays	3	7	5	12	
72 Tyler Williams	9	6	5	11	1.5-7	1.0-6	.	.	2	
94 Manny Walker	9	7	3	10	4.0-13	2.0-11	.	.	1	
27 Tyriq Hardimon	7	9	.	9	
26 C. Beal-Smith	11	4	2	6	
86 Jack Freudenthal	11	1	4	5	
88 Steven Claude	11	2	2	4	
36 Cade Carney	11	2	1	3	1-0	.	.	.	
91 Mike Allen	3	1	2	3	1.5-8	
53 Dion Bergan	11	.	3	3	0.5-2	
29 DeAndre' Delaney	7	.	3	3	
1 Alex Bachman	10	2	.	2	
13 Malik Grate	6	2	.	2	
15 Jake Simpson	9	2	.	2	1.0-2	.	.	1	
8 Dom Maggio	11	.	1	1	
70 Ryan Anderson	11	1	.	1	
40 Rondell Bothroyd	3	1	.	1	1.0-6	1.0-6	
65 Zach Tom	10	.	1	1	
14 Sage Surratt	11	1	.	1	
39 Keegan Good	1	1	.	1	
20 Coby Davis	1	.	1	1	
74 Phil Haynes	11	1	.	1	
11 Darren Ford	10	1	.	1	
82 Jaquarii Roberson	7	1	.	1	
TM Team	6	1	.	
7 Scotty Washington	9	1-8	
Total.....	11	498	368	866	71-230	20-114	4-111	45	32	7-91	5	3	.	
Opponents.....	11	521	364	885	77.0-293	29-167	12-40	49	33	6-7	3	1	.	

SPECIAL TEAMS TACKLES

34 Kemp.....6	9 Wade.....3	45 Smenda.....3	11 Ford.....1
37 Greer.....6	12 Masterson.....3	88 Claude.....3	14 Surratt.....1
21 Bassey.....5	29 Delaney.....3	17 Redd.....2	24 Taylor.....1
26 Beal-Smith.....5	30 Williams.....3	23 Strnad.....2	27 Hardimon.....1
86 Fruedenthal.....5	35 Mays.....3	1 Bachman.....1	46 Taylor.....1
2 Glenn.....3	36 Carney.....3	8 Maggio.....1	65 Tom.....1

TEAM STATISTICS

	WF	OPP
SCORING	331	392
Points Per Game	30.1	35.6
Points Off Turnovers	47	65
FIRST DOWNS	265	252
Rushing	127	102
Passing	119	132
Penalty	19	18
RUSHING YARDAGE	2237	2190
Yards gained rushing	2541	2440
Yards lost rushing	304	250
Rushing Attempts	518	439
Average Per Rush	4.3	5.0
Average Per Game	203.4	199.1
TDs Rushing	15	29
PASSING YARDAGE	2564	3143
Comp-Att-Int	207-379-12	276-424-4
Average Per Pass	6.8	7.4
Average Per Catch	12.4	11.4
Average Per Game	233.1	285.7
TDs Passing	20	24
TOTAL OFFENSE	4801	5333
Total Plays	897	863
Average Per Play	5.4	6.2
Average Per Game	436.5	484.8
KICK RETURNS: #-Yards	23-464	31-734
PUNT RETURNS: #-Yards	30-350	19-198
INT RETURNS: #-Yards	4-111	12-40
KICK RETURN AVERAGE	20.2	23.7
PUNT RETURN AVERAGE	11.7	10.4
INT RETURN AVERAGE	27.8	3.3
FUMBLES-LOST	8-6	10-7
PENALTIES-Yards	44-468	69-602
Average Per Game	42.5	54.7
PUNTS-Yards	66-2716	68-2767
Average Per Punt	41.2	40.7
Net punt average	37.2	33.8
KICKOFFS-Yards	66-4036	72-4396
Average Per Kick	61.2	61.1
Net kick average	38.3	40.4
TIME OF POSSESSION/Game	27:18	32:42
3RD-DOWN Conversions	78/192	80/185
3rd-Down Pct	41%	43%
4TH-DOWN Conversions	13/23	12/24
4th-Down Pct	57%	50%
SACKS BY-Yards	20-114	29-167
MISC YARDS	0	0
TOUCHDOWNS SCORED	41	53
FIELD GOALS-ATTEMPTS	15-18	8-10
ON-SIDE KICKS	0-0	0-0
RED-ZONE SCORES	(39-48) 81%	(34-36) 94%
RED-ZONE TOUCHDOWNS(26-48)	54%	(29-36) 81%
PAT-ATTEMPTS	(40-40) 100%	(50-52) 96%
ATTENDANCE	187892	188583
Games/Avg Per Game	7/26842	4/47146
Neutral Site Games		0/0

SCORE BY QTRS.	1st	2nd	3rd	4th	OT	Total
Wake Forest	89	100	78	58	6	331
Opponents	69	113	132	78	0	392

WAKE FOREST FOOTBALL

2018 INDIVIDUAL STATISTICS

RUSHING	GP	Att	Gain	Loss	Net	Avg	TD	Long	Avg/G
Cade Carney	11	145	751	20	731	5.0	6	42	66.5
Matt Colburn II	10	145	732	34	698	4.8	5	74	69.8
Sam Hartman	9	107	439	164	275	2.6	2	23	30.6
C. Beal-Smith	11	42	245	21	224	5.3	0	52	20.4
Kendall Hinton	3	18	149	11	138	7.7	1	53	46.0
Jamie Newman	4	28	142	36	106	3.8	1	27	26.5
DeAndre' Delaney	7	18	62	4	58	3.2	0	12	8.3
Will Drawdy	2	8	11	3	8	1.0	0	4	4.0
Greg Dortch	11	3	10	5	5	1.7	0	6	0.5
Team	6	4	0	6	-6	-1.5	0	0	-1.0
Total.....	11	518	2541	304	2237	4.3	15	74	203.4
Opponents.....	11	439	2440	250	2190	5.0	29	70	199.1

PASSING	G	Effic	C-A	Int	Pct	Yds	TD	Lng	Avg/G
Sam Hartman	9	125.24	161-291	8	55.3	1984	16	54	220.4
Jamie Newman	4	127.89	44-78	3	56.4	578	4	43	144.5
Kendall Hinton	3	2.10	2-8	1	25.0	2	0	2	0.7
M. Considine	2	0.00	0-2	0	0.0	0	0	0	0.0
Total.....	11	122.53	207-379	12	54.6	2564	20	54	233.1
Opponents.....	11	144.15	276-424	4	65.1	3143	24	74	285.7

RECEIVING	G	No.	Yds	Avg	TD	Long	Avg/G
Greg Dortch	11	79	954	12.1	7	54	86.7
Sage Surratt	11	36	545	15.1	2	43	49.5
Alex Bachman	10	27	354	13.1	5	38	35.4
Scotty Washington	9	16	176	11.0	2	27	19.6
Jack Freudenthal	11	14	192	13.7	4	42	17.5
Brandon Chapman	11	11	92	8.4	0	21	8.4
Matt Colburn II	10	7	83	11.9	0	27	8.3
Jaquarii Roberson	7	5	59	11.8	0	29	8.4
Steven Claude	11	4	55	13.8	0	26	5.0
Kendall Hinton	3	3	23	7.7	0	13	7.7
Cade Carney	11	3	23	7.7	0	9	2.1
C. Beal-Smith	11	1	6	6.0	0	6	0.5
DeAndre' Delaney	7	1	2	2.0	0	2	0.3
Total.....	11	207	2564	11.4	20	54	233.1
Opponents.....	11	276	3143	12.4	24	74	285.7

TOTAL OFFENSE	G	Plays	Rush	Pass	Total	Avg/G
Sam Hartman	9	398	275	1984	2259	251.0
Cade Carney	11	145	731	0	731	66.5
Matt Colburn II	10	145	698	0	698	69.8
Jamie Newman	4	106	106	578	684	171.0
C. Beal-Smith	11	42	224	0	224	20.4
Kendall Hinton	3	26	138	2	140	46.7
DeAndre' Delaney	7	18	58	0	58	8.3
Will Drawdy	2	8	8	0	8	4.0
Greg Dortch	11	3	5	0	5	0.5
Team	6	4	-6	0	-6	-1.0
Total.....	11	897	2237	2564	4801	436.5
Opponents.....	11	863	2190	3143	5333	484.8

SCORING	TD	FGs	Kick	Rush	Rcv	Pass	DXP	Saf	Points
Nick Sciba	0	15-18	39-39	0-0	0	0-0	0	0	84
Greg Dortch	9	0-0	0-0	0-0	0	0-0	0	0	54
Cade Carney	6	0-0	0-0	0-0	0	0-0	0	0	36
Matt Colburn II	5	0-0	0-0	0-0	0	0-0	0	0	30
Alex Bachman	5	0-0	0-0	0-0	0	0-0	0	0	30
Jack Freudenthal	4	0-0	0-0	0-0	0	0-0	0	0	24
Sage Surratt	2	0-0	0-0	0-0	0	0-0	0	0	12
Scotty Washington	2	0-0	0-0	0-0	0	0-0	0	0	12
Sam Hartman	2	0-0	0-0	0-0	0	0-0	0	0	12
Carlos Basham, Jr.	1	0-0	0-0	0-0	0	0-0	0	0	6
Kendall Hinton	1	0-0	0-0	0-0	0	0-0	0	0	6
Essang Bassey	1	0-0	0-0	0-0	0	0-0	0	0	6
Malik Grate	1	0-0	0-0	0-0	0	0-0	0	0	6
Chuck Wade, Jr.	1	0-0	0-0	0-0	0	0-0	0	0	6
Jamie Newman	1	0-0	0-0	0-0	0	0-0	0	0	6
Zach Murphy	0	0-0	1-1	0-0	0	0-0	0	0	1
Total.....	41	15-18	40-40	0-0	0	0-0	0	0	331
Opponents.....	53	8-10	50-52	0-0	0	0-1	0	0	392

PUNTING	No.	Yds	Avg	Long	TB	FC	I20	50+	Blkd
Dom Maggio	65	2704	41.6	55	3	25	19	9	0
Team	1	12	12.0	12	0	0	0	0	1
Total.....	66	2716	41.2	55	3	25	19	9	1
Opponents.....	68	2767	40.7	71	6	15	25	8	1

KICKOFFS	No.	Yds	Avg	TB	OB	Return	Net	Ydline
Darren Ford	50	3073	61.5	26	1			
Eric Osteen	16	963	60.2	5	0			
Total.....	66	4036	61.2	31	1	734	38.3	26
Opponents.....	72	4396	61.1	41	2	464	40.4	2

FIELD GOALS	FGM-A	Pct	1-19	20-29	30-39	40-49	50-99	Lg	Blk
Nick Sciba	15-18	83.3	0-0	7-8	7-9	1-1	0-0	47	0

FG SEQUENCE	Wake Forest	Opponents
Tulane	23,(34)	(39)
Towson	(35),(27),(27)	-
Boston College	(27),(23)	-
Notre Dame	38,(30),(39),38	-
Rice	-	(39),38
Clemson	(25)	-
Florida State	(32)	(49),38
Louisville	-	-
Syracuse	(22)	(28),(34)
NC State	(47),(34)	(29),(23),(23)
Pitt	(32),(20)	-

Numbers in parentheses indicate field goal was made. B=blocked

ALL PURPOSE	GP	Rush	Rec	PR	KOR	IR	Total	Avg/G
Greg Dortch	11	5	954	270	376	0	1605	145.9
Matt Colburn II	10	698	83	0	0	0	781	78.1
Cade Carney	11	731	23	0	0	0	754	68.5
Sage Surratt	11	0	545	0	0	0	545	49.5
Alex Bachman	10	0	354	44	12	0	410	41.0
Sam Hartman	9	275	0	0	0	0	275	30.6
Christian Beal-Smith	11	224	6	0	20	0	250	22.7
Jack Freudenthal	11	0	192	0	0	0	192	17.5
Scotty Washington	9	0	176	0	0	8	184	20.4
Kendall Hinton	3	138	23	0	0	0	161	53.7
Jamie Newman	4	106	0	0	0	0	106	26.5
Chuck Wade, Jr.	11	0	0	0	36	60	96	8.7
Brandon Chapman	11	0	92	0	0	0	92	8.4
DeAndre' Delaney	7	58	2	0	0	0	60	8.6
Jaquarii Roberson	7	0	59	0	0	0	59	8.4
Steven Claude	11	0	55	0	0	0	55	5.0
Luke Masterson	8	0	0	0	0	43	43	5.4
Demetrius Kemp	9	0	0	36	0	0	36	4.0
Ryan Smenda, Jr.	7	0	0	0	20	0	20	2.9
Will Drawdy	2	8	0	0	0	0	8	4.0
Team	6	-6	0	0	0	0	-6	-1.0
Total.....	11	2237	2564	350	464	111	5726	520.5
Opponents.....	11	2190	3143	198	734	40	6305	573.2

PUNT RETURNS	No.	Yds	Avg	TD	Long
Greg Dortch	24	270	11.2	2	70
Alex Bachman	4	44	11.0	0	32
Demetrius Kemp	1	36	36.0	0	0
Sage Surratt	1	0	0.0	0	0
Malik Grate	0	0	0.0	1	0
Total.....	30	350	11.7	3	70
Opponents.....	19	198	10.4	0	52

KICK RETURNS	No.	Yds	Avg	TD	Long
Greg Dortch	18	376	20.9	0	38
Chuck Wade, Jr.	2	36	18.0	0	23
Christian Beal-Smith	1	20	20.0	0	20
Alex Bachman	1	12	12.0	0	12
Ryan Smenda, Jr.	1	20	20.0	0	20
Total.....	23	464	20.2	0	38
Opponents.....	31	734	23.7	0	54

FUMBLE RETURNS	No.	Yds	Avg	TD	Long
Ryan Smenda, Jr.	1	17	17.0	0	17
Carlos Basham, Jr.	1	23	23.0	1	23
Essang Bassey	1	51	51.0	1	51
Total.....	3	91	30.3	2	51
Opponents.....	2	7	3.5	0	7

INTERCEPTIONS	No.	Yds	Avg	TD	Long
Essang Bassey	1	0	0.0	0	0
Scotty Washington	1	8	8.0	0	8
Luke Masterson	1	43	43.0	0	43
Chuck Wade, Jr.	1	60	60.0	1	60
Total.....	4	111	27.8	1	60
Opponents.....	12	40	3.3	0	25

WAKE FOREST FOOTBALL

2018 GAME-BY-GAME STATISTICS

	TULANE	TOWSON	BC	ND	RICE	CLEM	FSU	LOU	CUSE	NCSU	PITT	DUKE
Total Offense	532	582	512	398	414	249	369	591	434	435	285	
	436	410	524	566	370	698	485	532	421	421	470	
Plays	94	81	105	92	61	78	104	72	81	71	58	
	79	81	69	76	76	70	70	90	95	80	77	
Rushing Yds.	154	340	298	259	171	175	96	368	203	138	79	
	155	65	220	241	267	471	132	174	285	47	154	
Passing Yds.	378	242	214	139	243	74	273	223	275	297	206	
	281	345	304	325	103	227	353	358	157	374	316	
Passes C-A-I	31-51-2	17-27-1	20-45-2	16-31-1	17-20-1	7-27-1	25-54-1	16-24-0	21-37-1	22-33-0	15-30-2	
	18-37-0	35-51-1	16-25-0	25-36-0	17-32-2	25-30-0	29-41-0	30-54-0	23-35-0	35-53-1	23-30-0	
Comp. Pct.	60.8	63.0	44.4	51.6	85.0	25.9	46.3	66.7	56.8	66.7	50.0	
	48.6	68.6	64.0	69.4	53.1	83.3	70.7	55.6	65.7	66.0	76.7	
1st Downs	32	32	27	27	20	11	24	28	26	22	16	
	20	25	19	28	19	22	20	31	25	23	20	
Field Goals	1-2	3-3	2-2	2-4	0-0	1-1	1-1	0-0	1-1	2-2	2-2	
	1-1	0-0	0-0	0-0	1-2	0-0	1-2	0-0	2-2	3-3	0-0	
Punting	6-36.8	1-41.0	7-44.3	6-41.8	4-45.2	12-41.3	9-43.1	4-38.2	7-40.3	5-35.8	5-42.8	
	9-37.4	6-45.0	9-36.2	3-33.7	6-39.3	7-42.3	7-44.0	4-37.2	7-41.1	5-39.6	5-51.6	
Time of Poss.	25:05	29:17	30:27	33:59	22:48	30:18	31:17	26:11	22:12	28:12	20:29	
	34:55	30:43	29:33	26:01	37:12	29:42	28:43	33:49	37:48	31:48	39:31	
3rd Downs	10-19	10-16	5-22	11-21	6-12	5-21	8-24	7-13	4-16	8-16	4-12	
	7-19	6-15	6-16	4-9	7-18	5-15	8-18	10-19	10-22	6-16	11-18	
Turnovers	3	2	2	1	2	1	1	0	3	1	2	
	1	1	1	1	3	1	1	1	0	1	0	
Penalties	6-70	0-0	3-35	3-23	3-25	5-55	5-65	3-35	10-95	5-50	1-15	
	9-83	7-68	4-35	4-37	6-55	3-28	6-55	5-31	9-77	6-55	10-78	
Punt Returns	2-12.5	4-34.0	6-8.3	0-0.0	2-7.0	5-3.8	2-19.5	0-0.0	5-10.2	2-(-0.5)	2-8.5	
	1-8.0	0-0.0	2-4.0	2-29.0	0-0.0	4-4.2	4-10.5	1-45.0	3-4.3	1-6.0	1-1.0	
Kickoff Returns	1-22.0	4-26.2	4-23.2	4-16.8	1-21.0	1-25.0	0-0.0	4-17.2	0-0.0	3-13.0	1-23.0	
	2-17.5	7-24.3	6-21.3	1-20.0	3-41.0	0-0.0	2-22.5	5-19.6	0-0.0	4-23.2	1-22.0	
Sacks By Defense	3-11	5-41	1-2	1-4	0-0	2-13	0-0	2-11	3-14	1-6	2-12	
	1-2	0-0	4-25	3-18	1-5	3-24	5-40	1-5	5-28	4-9	2-11	

Wake Forest totals on top; Opponents on bottom.

2018 STARTING LINEUPS

OFFENSE

	QB	RB	TE	WR	WR	WR	LT	LG	C	RG	RT
at Tulane	Hartman	Colburn	Freudenthal	Surratt	Dortch	Bachman	Herron	Haynes	Anderson	Gilliam	Benzinger
Towson	Hartman	Colburn	Freudenthal	Surratt	Dortch	Bachman	Benzinger	Haynes	Tom	Anderson	Gilliam
Boston College	Hartman	Colburn	Freudenthal	Surratt	Dortch	Claude	Benzinger	Haynes	Anderson	Osterhage	Gilliam
Notre Dame	Hartman	Colburn	Freudenthal	Surratt	Dortch	Bachman	Benzinger	Haynes	Anderson	Osterhage	Gilliam
Rice	Hartman	Colburn	Freudenthal	Surratt	Dortch	Bachman	Benzinger	Haynes	Anderson	Osterhage	Gilliam
Clemson	Hartman	Colburn	Freudenthal	Surratt	Dortch	Bachman	Benzinger	Haynes	Anderson	Osterhage	Gilliam
at Florida State	Hartman	Colburn	Freudenthal	Washington	Dortch	Bachman	Benzinger	Haynes	Anderson	Osterhage	Gilliam
at Louisville	Hartman	Colburn	Freudenthal	Washington	Dortch	Bachman	Benzinger	Haynes	Anderson	Osterhage	Gilliam
Syracuse	Hartman	Colburn	Freudenthal	Washington	Dortch	Bachman	Benzinger	Haynes	Anderson	Osterhage	Gilliam
at NC State	Newman	Colburn	Freudenthal	Washington	Dortch	Bachman	Benzinger	Haynes	Anderson	Osterhage	Gilliam
Pitt	Newman	Carney	Freudenthal	Surratt	Dortch	Bachman	Benzinger	Haynes	Anderson	Osterhage	Gilliam

DEFENSE

	DE	DT	DT	DE	ILB	ILB	ROV	CB	FS	SS	CB
at Tulane	Basham	Rodney	Yarbary	Calhoun	Strnad	DJ Taylor	Kemp	Henderson	Glenn	Wade	Bassey
Towson	Basham	Rodney	Yarbary	Calhoun	Strnad	DJ Taylor	Kemp	J.Taylor	Redd	Wade	Bassey
Boston College	Basham	Rodney	Yarbary	Calhoun	Strnad	DJ Taylor	Kemp	J.Taylor	Glenn	Wade	Bassey
Notre Dame	Basham	Rodney	Yarbary	Calhoun	Strnad	DJ Taylor	J.Williams	Henderson	Glenn	Wade	Bassey
Rice	Basham	Rodney	Yarbary	Calhoun	Strnad	DJ Taylor	Kemp	Henderson	Glenn	Wade	Bassey
Clemson	Basham	Rodney	Yarbary	Calhoun	Strnad	DJ Taylor	Kemp	Henderson	Glenn	Wade	Bassey
at Florida State	Basham	Rodney	Yarbary	Calhoun	Strnad	Masterson	Kemp	Henderson	Glenn	Wade	Bassey
at Louisville	Basham	Rodney	Yarbary	Calhoun	Strnad	Masterson	Kemp	Henderson	Glenn	Wade	Bassey
Syracuse	Yarbary	Rodney	T.Williams	Calhoun	Strnad	Masterson	Kemp	Henderson	Glenn	Wade	Bassey
at NC State	Basham	Rodney	Yarbary	Calhoun	Strnad	Masterson	J.Williams	Henderson	Glenn	Wade	Bassey
Pitt	Basham	Rodney	Yarbary	Calhoun	Strnad	Masterson	J.Williams	J.Taylor	Glenn	Wade	Bassey

WAKE FOREST FOOTBALL

2018 MISCELLANEOUS STATISTICS

WAKE FOREST BIG PLAYS (35+ YARDS)

Yards	Play	Opp	Qtr	Player(s)
74*	Run	Louisville	2	Colburn
70*	Punt Return	Towson	2	Dortch
63*	Pass	Pitt	3	Mack from Pickett
60*	Punt Return	Towson	2	Dortch
60*	Interception Return	Rice	3	Wade
56*	Run	Louisville	3	Colburn
54*	Pass	Rice	1	Dortch from Hartman
53	Run	Clemson	3	Hinton
52	Run	Towson	4	Beal-Smith
51*	Fumble Return	Rice	2	Bassey
43	Interception Return	Rice	1	Masterson
43	Pass	NC State	3	Surratt from Newman
42	Run	Boston College	3	Carney
42	Pass	Rice	3	Freudenthal from Hartman
42	Run	Clemson	4	Beal-Smith
41	Pass	Towson	3	Surratt from Hartman
39	Pass	Tulane	4	Dortch from Hartman
38	Kick Return	Towson	1	Dortch
38*	Pass	Rice	2	Dortch from Hartman
38*	Pass	NC State	3	Bachman from Newman
37	Pass	Tulane	1	Surratt from Hartman
35	Run	Towson	3	Carney
35	Run	Boston College	3	Colburn
35	Pass	Louisville	1	Dortch from Hartman

* Play resulted in a touchdown.

OPPONENT BIG PLAYS (35+ YARDS)

Yards	Play	Opp	Qtr	Player(s)
74*	Pass	Tulane	3	Encalade from Banks
71*	Pass	Boston College	4	Smith from Brown
70*	Run	Clemson	3	Etienne
66*	Pass	Notre Dame	2	Young from Book
65*	Run	Clemson	3	Dixon
64*	Run	Clemson	3	Choice
59*	Run	Clemson	1	Etienne
58*	Run	Florida State	3	Akers
55*	Pass	Clemson	2	Ross from Lawrence
54	Kick Return	Rice	3	Trammell
52*	Pass	Tulane	3	Encalade from Banks
52	Punt Return	Notre Dame	2	Finke
52*	Run	Clemson	4	Dixon
52*	Run	Louisville	1	Smith
49#	Pass	Florida State	2	Gavin from Francois
47	Run	Rice	3	Au. Walter
47	Kick Return	NC State	1	Trowell
45	Run	Boston College	1	Dillon
45	Punt Return	Louisville	2	Burns
44	Kick Return	Boston College	1	Walker
41	Pass	Clemson	4	Dixon from Brice
40*	Pass	Boston College	4	Glines from Brown
38	Run	Tulane	1	Encalade
38*	Run	Rice	3	Au. Walter
36	Kick Return	Rice	2	Au. Walter
35*	Pass	Boston College	2	White from Brown
35	Pass	Notre Dame	3	Claypool from Book
35*	Pass	NC State	4	Emezie from Finley

* Play resulted in a touchdown. # Play resulted in a turnover

THIRD DOWN ATTEMPTS BY DISTANCE

Yards	WFU	Pct.	Opp.	Pct.
1-2	34-45	75.6	25-30	83.3
3-4	12-25	48.0	14-29	48.3
5-9	27-75	36.0	29-75	38.6
10+	5-47	10.6	12-51	23.5
Total	78-192	40.6	80-185	43.2

FOURTH DOWN ATTEMPTS BY DISTANCE

Yards	WFU	Pct.	Opp.	Pct.
1-2	6-10	60.0	7-9	77.8
3-4	3-4	75.0	4-7	57.1
5-9	3-7	42.9	0-5	0.0
10+	1-2	50.0	1-3	33.3
Total	13-23	56.5	12-24	50.0

LONGEST CONVERSIONS

	Wake Forest	Opponent	Wake Forest	Opponent
at Tulane	3-9	3-13	None	4-11
Towson	3-7	3-11	4-1	None
Boston College	3-10	3-13	4-12	None
Notre Dame	3-11	3-6	None	4-1
Rice	3-10	3-8	4-2	4-4
Clemson	3-15	3-10	None	4-1
at Florida State	3-6	3-17	4-3	4-3
at Louisville	3-7	3-20	4-7	4-1
Syracuse	3-9	3-6	4-6	4-1
at NC State	3-10	3-9	None	None
Pitt	3-9	3-13	3-5-9	4-1

WAKE FOREST SCORING DRIVES

Game	Qtr	Pts	Plays	Yds	TOP	How
Tulane	2	7	14	80	4:02	Bachman 10yd pass from Hartman
Tulane	3	3	11	59	3:29	Sciba 34yd FG
Tulane	4	7	9	75	1:59	Bachman 19yd pass from Hartman
Tulane	OT	6	7	25	--	Carney 1yd run
Towson	1	7	13	74	3:21	Bachman 10yd pass from Hartman
Towson	1	7	3	62	1:01	Dortch 7yd pass from Hartman
Towson	2	7	7	73	2:13	Hartman 14yd run
Towson	2	3	10	54	2:35	Sciba 35yd FG
Towson	2	7	-	-	-	Dortch 70yd punt return
Towson	2	7	-	-	-	Dortch 60yd punt return
Towson	3	3	9	48	2:22	Sciba 27yd FG
Towson	3	7	11	91	3:07	Carney 1yd run
Towson	4	3	7	68	3:39	Sciba 27yd FG
Boston College	1	7	3	13	0:35	Colburn 2yd run
Boston College	2	7	-	-	-	Grate 0yd blocked punt return
Boston College	2	7	10	81	2:36	Surratt 5yd pass from Hartman
Boston College	3	3	8	75	2:49	Sciba 27yd FG
Boston College	4	3	11	69	2:16	Sciba 23yd FG
Boston College	4	7	14	52	3:21	Freudenthal 5yd pass from Hartman
Notre Dame	1	3	4	1	0:41	Sciba 30yd FG
Notre Dame	2	3	12	54	3:10	Sciba 39yd FG
Notre Dame	2	7	10	75	2:53	Colburn 2yd run
Notre Dame	3	7	9	75	3:34	Hinton 23yd run
Notre Dame	4	7	13	79	6:34	Newman 15yd run
Rice	1	7	3	64	0:41	Dortch 54yd pass from Hartman
Rice	1	7	7	55	2:03	Carney 1yd run
Rice	1	7	7	61	2:24	Dortch 10yd pass from Hartman
Rice	2	7	7	18	1:40	Carney 1yd run
Rice	2	7	7	76	2:07	Dortch 38yd pass from Hartman
Rice	2	7	-	-	-	Bassey 51yd fumble return
Rice	3	7	4	75	1:10	Dortch 4yd pass from Hartman
Rice	3	7	-	-	-	Wade 60yd interception return
Clemson	3	3	7	72	2:14	Sciba 25yd FG
Florida State	1	3	15	61	3:06	Sciba 32yd FG
Florida State	1	7	9	51	2:04	Freudenthal 9yd pass from Hartman
Florida State	4	7	12	75	5:07	Surratt 9yd pass from Hartman
Louisville	1	7	6	81	1:38	Freudenthal 28yd pass from Hartman
Louisville	1	7	8	80	2:07	Hartman 12yd run
Louisville	1	7	7	63	1:47	Washington 9yd pass from Hartman
Louisville	2	7	1	74	0:16	Colburn 74yd run
Louisville	2	7	-	-	-	Basham 23yd fumble return
Louisville	3	7	4	75	1:11	Colburn 56yd run
Louisville	3	7	13	75	3:10	Carney 1yd run
Louisville	3	7	7	48	2:01	Colburn 12yd run
Syracuse	1	7	7	47	1:43	Carney 2yd run
Syracuse	1	3	5	13	1:35	Sciba 22yd FG
Syracuse	3	7	7	75	1:46	Washington 20yd pass from Hartman
Syracuse	3	7	8	75	2:11	Dortch 8yd pass from Hartman
NC State	2	3	8	60	3:23	Sciba 47yd FG
NC State	3	3	10	59	3:13	Sciba 34yd FG
NC State	3	7	4	83	1:30	Bachman 38yd pass from Newman
NC State	4	7	9	61	3:09	Dortch 19yd pass from Newman
NC State	4	7	8	80	1:09	Freudenthal 32yd pass from Newman
Pitt	1	3	8	54	2:33	Sciba 32yd FG
Pitt	2	7	9	75	2:31	Bachman 28yd pass from Newman
Pitt	4	3	12	73	3:44	Sciba 20yd FG

WAKE FOREST'S LONGEST PLAYS OF THE SEASON

Rush: 74, Matt Colburn II at Louisville (Oct. 27)
Rushing Touchdown: 74, Matt Colburn II at Louisville (Oct. 27)
Pass: 54, Greg Dortch from Sam Hartman vs. Rice (Sept. 29)
Passing Touchdown: 54, Greg Dortch from Sam Hartman vs. Rice (Sept. 29)
Punt Return: 70, Greg Dortch vs. Towson (Sept. 8)
Kick Return: 38, Greg Dortch vs. Towson (Sept. 8)
Interception Return: 60, Chuck Wade, Jr. vs. Rice (Sept. 29)
Fumble Return: 51, Essang Bassey vs. Rice (Sept. 29)
Punt: 55, Dom Maggio vs. Boston College (Sept. 13)
Field Goal: 47, Nick Sciba at NC State (Nov. 8)

RECEIVERS TARGETED

Player	G	Rec.	Targ.	%TT	Yds	TD
Dortch	11	79	117	30.9	954	7
Surratt	11	36	78	20.6	545	2
Bachman	10	27	49	12.9	354	5
Washington	9	16	37	9.8	176	2
Frudenthal	11	14	21	5.5	192	4
Chapman	11	11	21	5.5	92	0
Claude	11	4	14	3.7	55	0
Colburn	10	7	11	2.9	83	0
Roberson	6	5	11	2.9	59	0
Hinton	3	3	5	1.3	23	0
Carney	11	3	4	1.1	23	0
Jones	10	0	4	1.1	0	0
Beal-Smith	11	1	1	0.3	6	0
Delaney	6	1	1	0.3	2	0
Throw Away	-	-	5	1.3	-	-
TEAM		207	379			
%TT = Percentage of total targets						

WAKE FOREST FOOTBALL


2018 PARTICIPATION CHART

No.	Name	GP/GS	TUL	TOW	BC	ND	RICE	CLEM	FSU	LOU	CUSE	NCSU	PITT	DUKE	TOTAL
91	Allen	3/0	--	--	--	--	--	--	--	--	dl (9)	dl (12)	dl (10)		31
70	Anderson	11/11	C (97)	RG (77)	C (113)	C (85)	C (55)	C (67)	C (100)	C (80)	C (89)	C (78)	C (56)		897
1	Bachman	10/10	WR (97)	WR (74)	inj	WR (58)	WR (43)	WR (75)	WR (72)	WR (66)	WR (77)	WR (84)	WR (65)		711
18	Basham	10/10	DE (74)	DE (58)	DE (69)	DE (68)	DE (57)	DE (63)	DE (73)	DE (53)	inj	DE (74)	DE (80)		669
21	Bassey	11/11	CB (92)	CB (71)	CB (76)	CB (79)	CB (61)	CB (73)	CB (91)	CB (105)	CB (104)	CB (93)	CB (89)		934
26	Beal-Smith	11/0	rb (4)	rb (21)	rb (14)	rb (32)	rb (38)	rb (31)	rb (22)	rb (11)	rb (27)	rb (33)	rb (30)		263
73	Benzinger	11/11	RT (101)	LT (83)	LT (113)	LT (99)	LT (62)	LT (75)	LT (94)	LT (80)	LT (90)	LT (79)	LT (56)		932
53	Bergan	11/0	dl (11)	dl (26)	dl (14)	dl (20)	dl (36)	dl (20)	dl (8)	dl (12)	dl (28)	dl (6)	dl (18)		199
40	Bothroyd	3/0	--	--	--	--	--	--	--	dl (7)	dl (15)	--	dl (3)		25
13	Bowers	1/0	--	qb (8)	--	--	--	--	--	--	--	--	--		8
6	Calhoun	11/11	DE (70)	DE (60)	DE (59)	DE (50)	DE (36)	DE (45)	DE (39)	DE (48)	DE (56)	DE (42)	DE (37)		542
36	Carney	11/1	rb (60)	rb (49)	rb (57)	rb (58)	rb (19)	rb (44)	rb (59)	rb (52)	rb (36)	rb (55)	RB (49)		538
23	Chapman	11/0	te (100)	te (29)	te (34)	te (52)	te (33)	te (46)	te (47)	te (41)	te (41)	te (32)	te (34)		489
88	Claude	11/1	wr (15)	wr (29)	WR (97)	wr (49)	wr (49)	wr (39)	wr (53)	wr (17)	wr (19)	wr (16)	wr (21)		404
22	Colburn	10/10	RB (53)	RB (33)	RB (64)	RB (31)	RB (25)	RB (30)	RB (61)	RB (40)	RB (53)	RB (22)	inj.		412
18	Considine	2/0	--	--	--	--	--	qb (12)	--	--	--	--	qb (7)		19
20	Davis	1/0	db (19)	inj	inj	inj	inj	inj	inj	inj	inj	inj.	inj.		19
29	Delaney	6/0	--	rb (8)	--	rb (3)	--	--	rb (11)	st (11)	st (11)	st (10)	rb (21)		75
10	Dicks	4/0	st (7)	st (10)	st (13)	--	--	--	--	--	--	--	st (6)		36
52	Diemel	11/11	LS (10)	LS (10)	LS (12)	LS (14)	LS (12)	LS (13)	LS (12)	LS (12)	LS (11)	LS (10)	LS (8)		124
3	Dortch	11/11	WR (110)	WR (79)	WR (123)	WR (83)	WR (53)	WR (59)	WR (61)	WR (77)	WR (95)	WR (84)	WR (55)		879
34	Drawdy	2/0	--	--	--	--	rb (3)	rb (5)	--	--	--	--	--		8
11	Ford	10/0	--	st (3)	st (2)	st (6)	st (8)	st (2)	st (4)	st (9)	st (5)	st (6)	st (4)		49
86	Fruedenthal	11/11	TE (7)	TE (50)	TE (87)	TE (53)	TE (46)	TE (60)	TE (85)	TE (53)	TE (73)	TE (61)	TE (42)		617
71	Gilliam	11/11	RG (94)	RT (84)	RT (113)	RT (95)	RT (65)	RT (76)	RT (108)	RT (80)	RT (87)	RT (79)	RT (56)		937
2	Glenn	10/10	FS (67)	inj	FS (74)	FS (47)	FS (43)	FS (13)	FS (87)	FS (101)	FS (80)	FS (90)	FS (90)		692
39	Good	2/0	--	--	st (1)	--	db (6)	--	--	--	--	--	--		7
13	Grate	6/0	st (6)	db (20)	st (9)	st (3)	db (13)	db (10)	inj.	inj.	inj.	inj.	inj.		61
37	Greer	10/0	st (3)	db (29)	db (34)	db (12)	inj	db (67)	db (45)	db (63)	db (53)	db (40)	db (49)		395
27	Hardimon	7/0	st (11)	db (28)	db (13)	db (10)	db (17)	inj	inj	inj	inj	st (4)	st (4)		87
10	Hartman	9/9	QB (97)	QB (74)	QB (107)	QB (66)	QB (47)	QB (47)	QB (88)	QB (72)	QB (86)	inj.	inj.		684
74	Haynes	11/11	LG (101)	LG (77)	LG (113)	LG (83)	LG (55)	LG (54)	LG (101)	LG (81)	LG (89)	LG (78)	LG (56)		888
95	Hebbeler	1/0	--	--	--	--	--	--	dl (7)	--	--	--	--		7
4	Henderson	9/8	CB (8)	inj	db (47)	CB (46)	CB (74)	CB (65)	CB (72)	CB (91)	CB (91)	CB (88)	inj.		582
75	Herron	1/1	LT (13)	inj	inj	inj	inj	inj	inj	inj	inj	inj	inj.		13
2	Hinton	3/0	susp	susp	susp	wr (27)	qb (17)	qb (24)	inj	inj	inj	inj	inj.		68
80	Jones	11/0	st (4)	wr (14)	wr (28)	wr (11)	wr (22)	wr (14)	wr (18)	st (8)	st (14)	st (6)	st (5)		144
55	Jurgens	1/0	--	ol (8)	--	--	--	--	--	--	--	--	--		8
90	Kamara	11/0	dl (23)	dl (35)	dl (21)	dl (35)	dl (39)	dl (26)	dl (21)	dl (29)	dl (38)	dl (26)	dl (34)		327
28	Keith	3/0	--	--	--	--	--	--	--	--	st (5)	st (4)	st (4)		13
34	Kemp	9/8	LB (66)	LB (43)	LB (72)	lb (39)	LB (78)	LB (88)	LB (94)	LB (90)	LB (34)	inj	inj.		604
84	Lubrano	4/0	--	te (7)	st (2)	te (3)	te (6)	--	--	--	--	--	--		18
8	Maggio	11/11	P (10)	P (10)	P (13)	P (14)	P (12)	P (13)	P (12)	P (12)	P (11)	P (10)	P (8)		125
79	Maginn	1/0	--	--	--	--	--	--	--	--	--	--	ol (7)		7
12	Masterson	8/5	inj	inj	inj	db (45)	db (65)	db (89)	LB (90)	LB (109)	LB (109)	LB (83)	LB (60)		650
35	Mays	3/0	inj	lb (18)	lb (5)	lb (17)	--	inj.	inj.	inj.	inj.	inj.	inj.		40
88	Murphy	1/0	--	--	--	--	st (1)	--	--	--	--	--	--		1
63	Nash	11/0	st (4)	ol (15)	st (6)	ol (24)	ol (29)	ol (8)	ol (18)	st (8)	st (6)	st (5)	ol (10)		133
12	Newman	4/2	inj	inj	inj	qb (27)	inj	inj	qb (17)	--	--	QB (73)	QB (53)		170
59	Nya	6/0	--	ol (14)	--	ol (6)	ol (6)	ol (12)	ol (6)	--	--	--	ol (7)		51
48	Osteen	4/0	st (4)	st (7)	st (4)	--	st (1)	--	--	--	--	--	--		16
68	Osterhage	10/9	ol (101)	inj	RG (114)	RG (97)	RG (60)	RG (86)	RG (65)	RG (76)	RG (92)	RG (78)	RG (58)		827
76	Rappleyea	7/0	--	ol (8)	--	ol (3)	ol (3)	ol (5)	ol (5)	st (8)	--	--	ol (7)		39
17	Redd	11/1	db (34)	FS (63)	db (20)	db (18)	db (31)	db (32)	db (17)	db (15)	db (46)	db (21)	db (33)		330
82	Roberson	7/0	--	wr (9)	--	db (3)	wr (17)	wr (32)	wr (24)	--	wr (5)	--	wr (11)		101
93	Rodney	11/11	DT (64)	DT (50)	DT (57)	DT (49)	DT (44)	DT (57)	DT (61)	DT (71)	DT (69)	DT (63)	DT (73)		658
96	Sciba	11/11	K (4)	K (9)	K (6)	K (8)	K (7)	K (1)	K (3)	K (8)	K (4)	K (5)	K (3)		58
15	Simpson	10/0	lb (11)	lb (15)	lb (15)	lb (23)	lb (32)	lb (24)	lb (9)	lb (2)	st (4)	--	st (10)		145
45	Smenda	7/0	lb (24)	lb (49)	lb (41)	lb (36)	inj	inj	inj	lb (7)	lb (51)	lb (69)	inj.		277
25	Sriraman	5/0	--	--	--	wr (3)	wr (3)	wr (5)	wr (5)	--	--	--	wr (2)		18
23	Strnad	11/11	LB (95)	LB (72)	LB (87)	LB (78)	LB (68)	LB (38)	LB (74)	LB (97)	LB (79)	LB (83)	LB (82)		853
60	Suhren	11/0	ol (6)	ol (18)	st (9)	ol (9)	ol (13)	ol (6)	ol (8)	ol (12)	st (5)	st (5)	st (3)		94
14	Surratt	11/8	WR (97)	WR (68)	WR (107)	WR (50)	WR (47)	WR (47)	wr (61)	wr (29)	wr (43)	wr (42)	WR (32)		623
46	Taylor, D.	7/6	LB (79)	LB (64)	LB (63)	LB (67)	LB (71)	LB (76)	inj	inj	inj	inj	lb (56)		476
24	Taylor, J.	11/3	db (80)	CB (90)	CB (47)	db (50)	db (39)	db (56)	db (38)	db (48)	db (47)	db (41)	CB (88)		624
65	Tom	10/1	ol (10)	C (84)	ol (13)	ol (33)	ol (33)	ol (20)	ol (59)	--	ol (11)	st (10)	ol (15)		288
9	Wade	11/11	SS (90)	SS (78)	SS (79)	SS (88)	SS (95)	SS (37)	SS (64)	SS (56)	SS (60)	SS (61)	SS (52)		760
94	Walker	10/0	dl (14)	dl (30)	dl (7)	dl (11)	dl (37)	dl (28)	dl (27)	dl (30)	dl (18)	dl (11)	inj.		213
7	Washington	9/4	inj	inj	wr (7)	wr (50)	wr (1)	wr (36)	WR (83)	WR (67)	WR (55)	WR (37)	wr (26)		362
58	Watson	10/0	--	ol (17)	ol (6)	ol (11)	ol (11)	ol (6)	st (3)	st (9)	st (4)	st (5)	st (3)		75
85	Whiteheart	2/0	--	--	--	--	--	--	--	--	st (8)	--	st (7)		15
30	Williams, J.	11/3	lb (30)	lb (70)	lb (31)	LB (84)	lb (19)	lb (56)	lb (14)	lb (20)	lb (75)	LB (56)	LB (72)		527
72	Williams, T.	9/1	dl (12)	dl (28)	dl (8)	dl (18)	dl (26)	dl (19)	dl (20)	dl (37)	DT (72)	inj	inj.		240
38	Woulard	1/0	--	--	--	--	--	--	--	--	--	st (3)	--		3
48	Yarbary	11/11	DT (78)	DT (55)	DT (60)	DT (64)	DT (47)	DT (61)	DT (65)	DT (69)	DE (75)	DT (76)	DT (72)		722

Starters in all CAPS // st = played only on special teams // -- = did not play // inj = missed game due to injury // susp = missed game due to suspension

WAKE FOREST FOOTBALL

2018 GAME RECAPS & BOX SCORES



GAME 1 WAKE FOREST 23, TULANE 17 (OT) AUGUST 30, 2018 YULMAN STADIUM (15,487)

NEW ORLEANS, La. – Wake Forest opened the 2018 season with a 23-17 overtime victory at Tulane August 30th at Yulman Stadium. Cade Carney's 1-yard touchdown run in overtime gave the Demon Deacons (1-0) a season-opening victory for the fourth straight season.

Freshmen headlined the win for Wake Forest, who saw several memorable debuts. Sam Hartman became the first Demon Deacon true freshman quarterback to win his first start, throwing for a school freshman record 378 yards, the 10th most passing yards in program history overall. His 31 completions, 51 attempts and two touchdowns were all school records for a true freshman in his first start. Hartman also had a team-high 64 yards rushing.

Redshirt freshman wide receiver Sage Surratt had 11 catches for 150 yards, both school records for a freshman in his first career game.

Greg Dortch grabbed a career-high 12 receptions for 149 yards, his fourth career 100-yard game. He ended with 200 all-purpose yards, the seventh time in nine career games he has been over 100 all-purpose yards.

Defensively, Chris Calhoun led the team with a career-high 12 tackles. Essang Bassey tied a career high with three pass break-ups, in addition to seven tackles.

Scoring	1	2	3	4	OT	Total
Wake Forest	0	7	3	7	6	23
Tulane	0	0	14	3	0	17

1st Quarter

No scoring

2nd Quarter

WF - Bachman 10 yd pass from Hartman (Sciba kick), 6:45

3rd Quarter

TLN - Encalade 52 yd pass from Banks (Glover kick), 10:58

WF - Sciba 34 yd field goal, 7:29

TLN - Encalade 74 yd pass from Banks (Glover kick), 1:45

4th Quarter

WF - Bachman 19 yd pass from Hartman (Sciba kick), 14:35

TLN - Glover 39 yd field goal, 1:59

Overtime

WF - Carney 1 yd run

	WF	TLN
FIRST DOWNS	32	20
RUSHES-YARDS (NET)	43-154	41-153
PASSING YDS (NET)	378	283
Passes Comp-Att-Int	31-51-2	19-38-0
TOTAL OFFENSE PLAYS-YARDS	94-548	79-436
Fumble Returns-Yards	0-0	1-0
Punt Returns-Yards	2-25	1-8
Kickoff Returns-Yards	1-22	2-35
Interception Returns-Yards	0-0	2-0
Punts (Number-Avg)	6-36.8	9-37.4
Fumbles-Lost	1-1	1-1
Penalties-Yards	6-70	9-83
Possession Time	25:05	34:55
Third-Down Conversions	10 of 19	7 of 19
Fourth-Down Conversions	0 of 0	1 of 2
Red-Zone Scores-Chances	4-6	0-0
Sacks By: Number-Yards	3-11	1-2

RUSHING: WF - Hartman 13-64; Carney 16-54; Coburn 13-32; Dortch 1-4. TLN - Banks 15-38; Encalade 1-38; Dauphine 5-29; Huderson 10-26; Bradwell 10-22.

PASSING: WF - Hartman 31-51-2-2-378. TLN - Banks 18-37-2-0-281

RECEIVING: WF - Dortch 12-149; Surratt 11-150; Bachman 5-62; Claude 1-8; Carney 1-7; Chapman 1-2. TLN - Encalade 8-189; Mooney 8-74; Clewis 1-13; James 1-5; Teamer 1-2.



GAME 2 WAKE FOREST 51, TOWSON 20 SEPTEMBER 8, 2018 BB&T FIELD (23,619)

WINSTON-SALEM, N.C. – Wide receiver Greg Dortch had three touchdowns, including two from punt returns, and 310 total yards of offense on Saturday as Wake Forest defeated Towson 51-20.

Wake Forest (2-0) used a balanced attack behind Dortch, freshman quarterback Sam Hartman, and running back Cade Carney in the win over Towson (1-1).

Dortch became just the fourth player in ACC history with two punt return touchdowns in a game and totaled the

third most all-purpose yards in a single game in school history. He also added an acrobatic touchdown grab in the first quarter.

The Deacons jumped on the board early with a quick drive that resulted in a highlight-reel catch from Alex Bachman. Wake Forest then made it 14-7 with a 7-yard touchdown pass from Hartman to Dortch. The drive spanned 62 yards in just 1:01 and three plays.

At the start of the second quarter, Hartman rushed for his first career touchdown, scoring on a 14-yard run to break the stalemate. Essang Bassey intercepted Tom Flacco on the next drive, putting the Deacons back on offense. Nick Sciba drilled a 35-yard field goal as Wake Forest led 24-14 early in the second frame.

Minutes later, Dortch torched the special teams of Towson with a 70-yard punt return touchdown. The touchdown put Dortch over 200 all-purpose yards for the fourth-straight game, the first Wake Forest player ever to hit that mark.

Dortch returned a 60-yard punt for a touchdown in the waning minutes of the first half to continue his historic pace. Towson scored a touchdown shortly before halftime and missed the two-point conversion as Wake Forest took a 38-20 lead into the locker room.

Sciba added a 27-yard field goal in the third quarter followed by a 1-yard touchdown run by Carney in the fourth quarter as Wake Forest led 48-20. Sciba tacked on another 27-yarder in the fourth quarter.

Scoring	1	2	3	4	Total
Towson	14	6	0	0	20
Wake Forest	14	24	3	10	51

1st Quarter

WF - Bachman 10 yd pass from Hartman (Sciba kick), 11:39

TOW - Gallahan 24 yd pass from Flacco (O'Neill kick), 3:27

WF - Dortch 7 yd pass from Hartman (Sciba kick), 7:11

TOW - Simpson 7 yd pass from Flacco (O'Neill kick), 1:32

2nd Quarter

WF - Hartman 14 yd run (Sciba kick), 14:19

WF - Sciba 35 yd field goal, 11:37

WF - Dortch 70 yd punt return (Sciba kick), 9:49

WF - Dortch 60 yd punt return (Sciba kick), 2:02

TOW - Leatherbury 18 yd pass from Flacco (Flacco pass failed), 0:42

3rd Quarter

WF - Sciba 27 yd field goal, 3:53

4th Quarter

WF - Carney 1 yd run (Sciba kick), 14:03

WF - Sciba 27 yd field goal, 9:04

	TOW	WF
FIRST DOWNS	25	32
RUSHES-YARDS (NET)	30-65	54-340
PASSING YDS (NET)	345	242
Passes Comp-Att-Int	35-51-1	17-27-1
TOTAL OFFENSE PLAYS-YARDS	81-410	81-582
Fumble Returns-Yards	1-0	0-0
Punt Returns-Yards	0-0	4-136
Kickoff Returns-Yards	7-170	4-105
Interception Returns-Yards	1-0	1-0
Punts (Number-Avg)	6-45.0	1-41.0
Fumbles-Lost	0-0	1-1
Penalties-Yards	7-68	0-0
Possession Time	30:43	29:17
Third-Down Conversions	6 of 15	10 of 16
Fourth-Down Conversions	0 of 3	1 of 1
Red-Zone Scores-Chances	2-2	7-8
Sacks By: Number-Yards	0-0	5-41

RUSHING: TOW - Simpson 8-18; Young 5-16; Stover 1-12; Flacco 15-11; Leatherbury 1-8. WF - Carney 19-130; Beal-Smith 6-68; Hartman 9-64; Colburn 12-47; Delaney 7-32; Team 1-minus 1.

PASSING: TOW - Flacco 35-51-345-3-1. WF - Hartman 17-27-242-2-1.

RECEIVING: TOW - Leatherbury 8-88; Rutkowski 5-67; Richardson 5-27; Gallahan 4-61; Allen 4-28; Greenwood 3-43; Simpson 2-18; Clark 2-9; Young 2-4. WF - Dortch 7-94; Surratt 4-63; Bachman 4-54; Colburn 1-25; Freudenthal 1-6.

WAKE FOREST FOOTBALL

2018 GAME RECAPS & BOX SCORES



GAME 3 BOSTON COLLEGE 41, WAKE FOREST 34 SEPTEMBER 13, 2018 BB&T FIELD (25,309)

WINSTON-SALEM, N.C. – Boston College outlasted a Wake Forest rally as the Demon Deacons fell 41-34 on September 13 at BB&T Field.

Wake Forest (2-1, 0-1 ACC) and Boston College (3-0, 1-0 ACC) each had over 500 yards of offense in a back-and-forth contest that saw the Eagles pull away in the fourth quarter.

Quarterback Sam Hartman was 20-for-45 with 214 yards and two touchdowns. Cade Carney and Matt Colburn

each rushed for over 100 yards while Colburn recorded a first-half touchdown. Cameron Glenn led the Deacons with 10 total tackles, three solo stops and one pass breakup.

With under five minutes left in the first quarter, Colburn punched in a 2-yard touchdown to tie the game up. Prior to the score, Wake Forest benefitted from a fumble recovery by Cade Carney on a punt, putting the Deacons on the BC 13-yard line. After an 11-yard rush from Hartman, Colburn powered his way into the end zone.

Later in the frame, Demetrius Kemp blocked a Boston College punt which was recovered in the end zone by Malik Grate as the Deacons tied the game up at 14-14.

Tied at 21-all at the break, the Deacons scored on their first drive of the third quarter with a 27-yard field goal from Nick Sciba making it 24-21. BC responded with a 29-yard touchdown pass to Tommy Sweeney as the Eagles took a 28-24 lead.

Boston College extended its lead to 34-24 in the fourth quarter after a 71-yard touchdown pass to Smith.

Sciba kicked a 23-yard field goal early in the fourth quarter as Wake Forest pulled within seven however a BC 40-yard touchdown pass to Ben Glines soon gave the Eagles a 41-27 lead.

Wake Forest rallied late with a 5-yard touchdown pass to tight end Jack Freudenthal as the Deacs came within a touchdown with 1:33 left in the contest. Boston College recovered the onside kick from Wake Forest to seal the victory.

Scoring	1	2	3	4	Total
Boston College	7	14	7	13	41
Wake Forest	7	14	3	10	34

1st Quarter

BC - Dillon 45 yd run (Tessitore kick), 13:53

WF - Colburn 2 yd run (Sciba kick), 4:24

2nd Quarter

BC - Smith 27 yd pass from Brown (Tessitore kick), 12:11

WF - Grate 0 yd punt return; Kemp block (Sciba kick), 8:56

WF - Surratt 5 yd pass from Hartman (Sciba kick), 4:14

BC - White 35 yd pass from Brown (Tessitore kick), 3:01

3rd Quarter

WF - Sciba 27 yd field goal, 12:11

BC - Sweeney 29 yd pass from Brown (Tessitore kick), 8:39

4th Quarter

BC - Smith 71 yd pass from Brown (Tessitore kick), 13:29

WF - Sciba 23 yd field goal, 11:13

BC - Glines 40 yd pass from Brown (Tessitore kick), 8:48

WF - Freudenthal 5 yd pass from Hartman (Sciba kick), 1:33

	BC	WF
FIRST DOWNS	19	27
RUSHES-YARDS (NET)	44-220	60-298
PASSING YDS (NET)	304	214
Passes Comp-Att-Int	16-25-0	20-45-2
TOTAL OFFENSE PLAYS-YARDS	69-524	105-512
Fumble Returns-Yards	0-0	0-0
Punt Returns-Yards	2-8	6-50
Kickoff Returns-Yards	6-128	4-93
Interception Returns-Yards	2-4	0-0
Punts (Number-Avg)	9-36.2	7-44.3
Fumbles-Lost	1-1	0-0
Penalties-Yards	4-35	3-35
Possession Time	29:33	30:27
Third-Down Conversions	6 of 16	5 of 22
Fourth-Down Conversions	0 of 0	6 of 7
Red-Zone Scores-Chances	0-0	5-6
Sacks By: Number-Yards	4-25	1-2

RUSHING: BC - Dillon 33-185; Smith 3-42; Brown 3-5; Levy 1-2; Jones 1-1; TM 1-minus 15. WF - Colburn 23-117; Carney 18-116; Hartman 19-65.

PASSING: BC - Brown 16-25-304-5-0. WF - Hartman 20-45-214-2-2.

RECEIVING: BC - Smith 6-145; Sweeney 5-58; Glines 2-45; White 1-35; Walker 1-17; Lewis 1-4. WF - Dortch 9-93; Surratt 3-50; Claude 2-32; Colburn 2-16; Chapman 1-9; Carney 1-9; Freudenthal 2-5.



GAME 4 NOTRE DAME 56, WAKE FOREST 27 SEPTEMBER 22, 2018 BB&T FIELD (31,092)

WINSTON-SALEM, N.C. – Wake Forest dropped a 56-27 decision to No. 8 Notre Dame on Sept. 22 in front of 31,092 fans at BB&T Field.

Sam Hartman completed 12 passes for 110 yards for the Demon Deacons (2-2, 0-1 ACC) before leaving the game due to cramping. Jamie Newman replaced Hartman and scored his first career rushing touchdown.

Newman, Matt Colburn II, and Kendall Hinton each recorded a rushing touchdown while the Demon Deacons tallied 259 total rushing yards. Chuck Wade, Jr. led the defense with eight tackles with six solo tackles. Carlos Basham, Jr. earned a sack and five total tackles.

Wake Forest's Nasir Greer forced a fumble midway through the first quarter which was recovered by Ryan Smenda, Jr. as the Deacs took over deep in Notre Dame territory. Nick Sciba kicked a 30-yard field goal putting the Demon Deacons up early 3-0.

On the next drive, Notre Dame's (3-0) Jafar Armstrong ran for a 30-yard touchdown as the Fighting Irish took a 7-3 lead. Sciba converted a 39-yard field goal at the start of the second quarter to bring the Deacons within one. Notre Dame extended the lead to 21-6 before Wake Forest responded with a touchdown drive of its own as Colburn rushed for a 2-yard touchdown. The Deacs went 75 yards over 10 plays en route to the end zone. Book called his own number for Notre Dame on a 2-yard touchdown run as the Fighting Irish made it 28-13.

Notre Dame scored three times in the third before Wake Forest scored a touchdown courtesy of Hinton. The score stood 49-20 in favor of Notre Dame heading into the fourth quarter. Wake Forest closed the scoring with a touchdown from Newman who ran for a 15-yard score.

Scoring	1	2	3	4	Total
Notre Dame	7	21	21	7	56
Wake Forest	3	10	7	7	27

1st Quarter

WF - Sciba 30 yd field goal, 5:19

ND - Armstrong 30 yd run (Yoon kick), 3:06

2nd Quarter

WF - Sciba 39 yd field goal, 14:56

ND - Wright 3 yd pass from Book (Yoon kick), 11:25

ND - Jones Jr 4 yd run (Yoon kick), 9:19

WF - Colburn II 2 yd run (Sciba kick), 6:26

ND - Book 2 yd run (Yoon kick), 5:24

3rd Quarter

ND - Claypool 7 yd pass from Book (Yoon kick), 9:46

ND - Armstrong 1 yd run (Yoon kick), 5:15

ND - Book 2 yd run (Yoon kick), 4:19

WF - Hinton 23 yd run (Sciba kick), 0:44

4th Quarter

ND - Book 1 yd run (Yoon kick), 11:27

WF - Newman 15 yd run (Sciba kick), 4:53

	ND	WF
FIRST DOWNS	28	27
RUSHES-YARDS (NET)	40-241	61-259
PASSING YDS (NET)	325	139
Passes Comp-Att-Int	25-36-0	16-31-1
TOTAL OFFENSE PLAYS-YARDS	76-566	92-398
Fumble Returns-Yards	0-0	1-17
Punt Returns-Yards	2-58	0-0
Kickoff Returns-Yards	1-20	4-67
Interception Returns-Yards	1-0	0-0
Punts (Number-Avg)	3-33.7	6-41.8
Fumbles-Lost	1-1	0-0
Penalties-Yards	4-37	3-23
Possession Time	26:01	33:59
Third-Down Conversions	4 of 9	11 of 21
Fourth-Down Conversions	1 of 2	0 of 0
Red-Zone Scores-Chances	7-7	3-5
Sacks By: Number-Yards	3-18	1-4


RUSHING: ND - Armstrong 8-98; Davis 9-43; Book 10-43; Jones Jr. 7-39; Smith 2-16; Jurkovec 1-7; Young 1-minus 1; TM 2-minus 4. WF - Carney 13-79; Newman 8-73; Beal-Smith 10-34; Colburn 10-32; Hinton 1-23; Hartman 16-23; Dortch 1-6; Delaney 2-1.

PASSING: ND - Book 25-34-325-2-0; Jurkovec 0-2-0-0-0. WF - Hartman 12-24-110-0-0; Newman 4-7-29-0-1.

RECEIVING: ND Mack 6-61; Claypool 4-51; Finke 4-41; Austin Jr. 2-35; Jones Jr 2-32; Davis 2-15; Armstrong 2-15; Young 1-66; Boykin 1-6; Wright 1-3. WF - Dortch 6-56; Hinton 3-23; Washington 2-24; Chapman 2-7; Claude 1-15; Bachman 1-12; Delaney 1-2.

WAKE FOREST FOOTBALL

2018 GAME RECAPS & BOX SCORES



GAME 5 WAKE FOREST 56, RICE 24 SEPTEMBER 29, 2018 BB&T FIELD (24,519)

WINSTON-SALEM, N.C. – The Wake Forest offense scored early and scored often Saturday (Sept. 29), as the Demon Deacons cruised past Rice, 56-24, on Family Weekend.

The Demon Deacon (3-2, 0-1 ACC) offense exploded in the opening 30 minutes of play, taking a 42-3 lead into the half-time break. The 42 points are a single-half record under head coach Dave Clawson while the 21 points in the first quarter are tied for the second-most in a single quarter in the Clawson era.

Greg Dortch tied his own school record for touchdown receptions in a game (4) and finished the day with 163 receiving yards. Cade Carney had his first multi-touchdown day since September 10, 2016, while Matt Colburn II became the 12th player in program history to surpass 2,000 career rushing yards to pace the offense. Quarterback Sam Hartman finished the day 15-of-17 for 241 yards and four touchdown passes.

Wake Forest recorded a pair of defensive touchdowns against Rice (1-4, 0-1 C-USA), returning two interceptions to the end zone.

The Deacs stormed out to a 28-0 lead as Dortch and Carney traded touchdowns through the first 17 minutes. After punting on their first drive, the Deacs scored touchdowns on their next six, sparked by a 54-yard pass from Hartman to Dortch less than five minutes into the game to make it 7-0 in favor of the Deacs. Carney rushed on six of Wake Forest's seven plays on the next drive for 31 yards, capped off by a 1-yard touchdown run as the lead grew to 14-0.

Hartman was the featured Deacon on the next drive, completing all four pass attempts on a seven-play, 61-yard drive, connecting with Dortch for a 10-yard touchdown to push the lead to 21-0. Masterson had the first interception of his career and returned it 43 yards, setting up a short field and an eventual 1-yard TD plunge from Carney.

Following a Rice field goal, Hartman and Dortch again connected, this time for a 38-yard touchdown to push the lead to 35-3 with 8:10 left in the second quarter. Zeek Rodney forced a fumble and Essang Bassey returned it 51 yards for a touchdown, extending the advantage to 42-3 at the break.

Hartman found Dortch for a gain of 25 before hitting Jack Freudenthal down the sideline for 42 yards on the very next play. Two plays later, Hartman connected with Dortch for the fourth time of the afternoon to extend the lead to 49-10.

The defense stepped up for its second score of the afternoon with Chuck Wade, Jr. intercepting Stankavage and returning it 60 yards to the end zone midway through the third quarter before Rice added a pair of touchdowns to close out play.

Scoring	1	2	3	4	Total
Rice	0	3	14	7	24
Wake Forest	21	21	14	0	56

1st Quarter

WF - Dortch 54 yd pass from Hartman (Sciba kick), 10:37
WF - Carney 1 yd run (Sciba kick), 6:58
WF - Dortch 10 yd pass from Hartman (Sciba kick), 3:30

2nd Quarter

WF - Carney 1 yd run (Sciba kick), 13:33
RICE - Fox 39 yd field goal, 10:17
WF - Dortch 38 yd pass from Hartman (Sciba kick), 8:10
WF - Bassey 51 yd fumble recovery (Sciba kick), 5:25

3rd Quarter

RICE - Au. Walter 8 yd pass from Stankavage (Fox kick), 10:08
WF - Dortch 4 yd pass from Hartman (Sciba kick), 8:58
WF - Wade, Jr. 60 yd interception return (Murphy kick), 7:55
RICE - Au. Walter 38 yd run (Fox kick), 7:55

4th Quarter


RICE - Cephus 3 yd pass from Stankavage (Fox kick), 14:50

	RICE	WF
FIRST DOWNS	19	20
RUSHES-YARDS (NET)	44-267	41-171
PASSING YDS (NET)	103	243
Passes Comp-Att-Int	17-32-2	17-20-1
TOTAL OFFENSE PLAYS-YARDS	76-370	61-414
Fumble Returns-Yards	0-0	1-51
Punt Returns-Yards	0-0	2-14
Kickoff Returns-Yards	3-123	1-21
Interception Returns-Yards	1-0	2-103
Punts (Number-Avg)	6-39.3	4-45.2
Fumbles-Lost	1-1	1-1
Penalties-Yards	6-55	3-25
Possession Time	37:12	22:48
Third-Down Conversions	7 of 18	6 of 12
Fourth-Down Conversions	3 of 3	1 of 2
Red-Zone Scores-Chances	2-3	4-4
Sacks By: Number-Yards	1-5	0-0

RUSHING: RICE - Au. Walter 18-165; Gentosi 3-31; As. Walter 6-25; Stankavage 3-21; Esukpa 11-20; Ellerbe 3-5. WF - Beal-Smith 9-60; Carney 13-49; Colburn 8-34; Hinton 6-24; Hartman 2-4; Drawdy 3-1.

PASSING: RICE - Stankavage 17-32-103-2-2. WF - Hartman 15-17-241-4-0; Hinton 2-3-2-0-1.

RECEIVING: RICE - Au. Walter 5-32; Trammell 4-29; Cephus 4-27; Harmon 2-11; Bull 1-2; Cardwell 1-2. WF - Dortch 11-163; Freudenthal 2-53; Roberson 2-2; Surratt 1-17; Chapman 1-8.



GAME 6 CLEMSON 63, WAKE FOREST 3 OCTOBER 6, 2018 BB&T FIELD (31,608)

WINSTON-SALEM, N.C. – Wake Forest couldn't keep up with No. 4 Clemson on Saturday as the Tigers defeated the Demon Deacons 63-3 in front of 31,608 fans at BB&T Field.

Wake Forest (3-3, 0-2 ACC) held Clemson (6-0, 3-0 ACC) to just a touchdown in the first quarter but the Tigers scored 21 in the second quarter and held the Deacons from gaining any ground.

Clemson struck first with a 59-yard rushing touchdown from Travis Etienne midway through the first quarter. Etienne added a 3-yard rushing touchdown early in the second quarter as Clemson extended its lead to 14-0.

Clemson quarterback Trevor Lawrence added two touchdown passes in the first half with the Tigers leading 28-0 at halftime. Etienne had another big run of 70-yards to start the second half.

A promising drive for Wake Forest resulted in a field goal during the third quarter. Quarterback Kendall Hinton replaced Sam Hartman and rushed for 53-yards but was tripped up at the Clemson 9-yard line.

Leading 35-3, Adam Choice and Lyn-J Dixon for the Tigers had rushing touchdowns over 60-yards. Chase Brice passed for a Clemson touchdown and Dixon rushed for another score in the fourth as Clemson won 63-3.

Scoring	1	2	3	4	Total
Clemson	7	21	21	14	63
Wake Forest	0	0	3	0	3

1st Quarter

CU - Etienne 59 yd run (Huegel kick), 6:25

2nd Quarter

CU - Etienne 3 yd run (Huegel kick), 13:16
CU - Ross 55 yd pass from Lawrence (Huegel kick), 9:53
CU - Higgins 20 yd pass from Lawrence (Huegel kick), 0:30

3rd Quarter

CU - Etienne 70 yd run (Huegel kick), 13:45
WF - Sciba 25 yd field goal, 8:22
CU - Choice 64 yd run (Huegel kick), 4:41
CU - Dixon 65 yd run (Huegel kick), 2:21

4th Quarter

CU - Overton 2 yd pass from Brice (Potter kick), 10:08
CU - Dixon 52 yd run (Potter kick), 0:48

	CU	WF
FIRST DOWNS	22	11
RUSHES-YARDS (NET)	40-471	51-175
PASSING YDS (NET)	227	74
Passes Comp-Att-Int	25-30-0	7-27-1
TOTAL OFFENSE PLAYS-YARDS	70-698	78-248
Fumble Returns-Yards	0-0	0-0
Punt Returns-Yards	4-17	5-19
Kickoff Returns-Yards	0-0	1-25
Interception Returns-Yards	1-0	0-0
Punts (Number-Avg)	7-42.3	12-41.3
Fumbles-Lost	1-1	1-0
Penalties-Yards	3-28	5-55
Possession Time	29:42	30:18
Third-Down Conversions	5 of 15	5 of 21
Fourth-Down Conversions	1 of 1	0 of 2
Red-Zone Scores-Chances	3-3	1-2
Sacks By: Number-Yards	3-24	2-13


RUSHING: CU - Etienne 10-167; Dixon 10-163; Choice 10-128; Lawrence 6-5; Feaster 3-4; Batson 1-4. WF - Hinton 11-92; Beal-Smith 8-44; Colburn 12-27; Carney 6-18; Drawdy 5-7; Dortch 1-minus 5; Hartman 8-minus 8.

PASSING: CU - Lawrence 20-25-175-2-0; Brice 4-4-50-1-0; Renfrow 1-1-2-0-0. WF - Hartman 7-20-74-0-1; Hinton 0-5-0-0-0; Considine 0-2-0-0-0

RECEIVING: CU - Ross 5-74; Higgins 5-55; Renfrow 2-21; Rodgers 2-9; Swinney 2-7; Overton 2-5; Chase 2-6; Dixon 1-41; Thompson 1-5; Williams 1-4; Choice 1-3; Galloway 1-minus 2. WF - Dortch 3-37; Freudenthal 3-31; Bachman 1-6.

WAKE FOREST FOOTBALL

2018 GAME RECAPS & BOX SCORES



GAME 7 FLORIDA STATE 38, WAKE FOREST 17 OCTOBER 20, 2018 DOAK CAMPBELL STADIUM (67,274)

TALLAHASSEE, Fla. – The Wake Forest football team returned to action Saturday and suffered a 38-17 loss at Florida State. The Demon Deacons fall to 3-4 overall and 0-3 in the ACC with the loss, while the Seminoles improved to 4-3 and 2-3 in the conference.

Wake Forest started the game strong, taking an early 10-0 lead before Florida State answered with 38 straight points. Sam Hartman and Jamie Newman combined to throw for 273

yards as eight different Demon Deacon receivers made multiple receptions. Matt Colburn II ran for a team-high 71 yards.

Cameron Glenn and Justin Strnad each had 12 tackles to lead the Wake Forest defense.

The Demon Deacons took the opening kickoff and drove down the field with a 15-play, 61-yard drive to set up a 32-yard field goal from Nick Sciba to take an early lead. Later in the quarter, the Demon Deacons scored their first touchdown in Tallahassee in six games with a 9-yard pass from Hartman to Freudenthal to extend the score to 10-0. In the final minute of the first quarter, the Seminoles got on the board with a 3-yard run from Cam Akers to cut the lead to 10-7.

After the teams traded turnovers early in the second quarter, the Seminoles took advantage of a short field to take a 14-10 lead on a 2-yard touchdown run from Jacques Patrick. Florida State pushed the lead to 21-10 on a 33-yard touchdown pass to Nyqwan Murray late in the second quarter and took that advantage into halftime.

On the second play of the third quarter, Akers ran 58 yards for a touchdown to make the Florida State lead 28-10. A field goal extended the lead to 31-10 at the end of three quarters. The teams traded touchdowns in the fourth quarter. After Florida State's Tre'Shaun Harrison had a touchdown catch, the Deacs answered with a touchdown pass from Hartman to Sage Surratt.

Scoring	1	2	3	4	Total
Wake Forest	10	0	0	7	17
Florida State	7	14	10	7	38

1st Quarter

WF - Sciba 32 yd field goal, 11:54
WF - Freudenthal 9 yd pass from Hartman (Sciba kick), 6:00
FS - Akers 3 yd run (Aguayo kick), 0:24

2nd Quarter

FS - Patrick 2 yd run (Aguayo kick), 9:50
FS - Murray 33 yd pass from Francois (Aguayo kick), 2:01

3rd Quarter

FS - Akers 58 yd run (Aguayo kick), 14:30
FS - Aguayo 49 yd field goal, 11:19

4th Quarter

FS - Harrison 21 yd pass from Francois (Aguayo kick), 9:43
WF - Surratt 9 yd pass from Hartman (Sciba kick), 4:36

	WF	FS
FIRST DOWNS	24	20
RUSHES-YARDS (NET)	50-96	29-132
PASSING YDS (NET)	273	353
Passes Comp-Att-Int	25-54-1	29-41-0
TOTAL OFFENSE PLAYS-YARDS	104-369	70-485
Fumble Returns-Yards	0-0	0-0
Punt Returns-Yards	2-39	4-42
Kickoff Returns-Yards	0-0	2-45
Interception Returns-Yards	0-0	1-11
Punts (Number-Avg)	9-43.1	7-44.0
Fumbles-Lost	1-0	1-1
Penalties-Yards	5-65	6-55
Possession Time	31:17	28:43
Third-Down Conversions	8 of 24	8 of 18
Fourth-Down Conversions	2 of 5	1 of 1
Red-Zone Scores-Chances	3-3	2-2
Sacks By: Number-Yards	0-0	5-40

RUSHING: WF - Colburn 21-71; Carney 10-43; Beal-Smith 4-5; Delaney 2-2; Newman 4-minus 3; Hartman 9-minus 22. FS - Akers 13-98; Patrick 11-21; Rasul 2-10; Helton 1-2; Francois 2-1.

PASSING: WF - Hartman 22-46-227-2-1; Newman 3-8-46-0-0. FS - Francois 29-40-353-2-0; Matthews 0-1-0-0-0.

RECEIVING: WF - Washington 4-44; Colburn 4-42; Dortch 4-24; Roberson 3-57; Surratt 3-33; Bachman 3-32; Chapman 2-22; Freudenthal 2-19. FS - Murray 8-131; Matthews 5-40; Akers 3-28; Harrison 3-24; Gavin 2-67; Upshur 2-11; Helton 2-3; Terry 1-23; Wilson 1-10; Nabers 1-9; Patrick 1-7.



GAME 8 WAKE FOREST 56, LOUISVILLE 35 OCTOBER 27, 2018 CARDINAL STADIUM (49,603)

LOUISVILLE, KY. – The Wake Forest offense erupted for a season-high 591 total yards and seven touchdowns as the Demon Deacons routed Louisville 56-35 at Cardinal Stadium on Saturday, Oct. 27. The Deacs (4-4, 1-3 ACC) picked up their first ACC win of the season as they evened their overall record.

The 591 yards of total offense are tied for the sixth most in Wake Forest history. Of the 11 highest total offense performances in program history, six have come over the last two seasons.

Senior running back Matt Colburn II registered a career day with three touchdowns behind 243 rushing yards on 20 carries. It was the first three-rushing touchdown game for a Deacon since Cade Carney completed the feat at Duke in 2016. Colburn's 12.2 yards-per-carry average is the highest in school history for a running back on at least 20 carries and sixth-best overall.

Freshman quarterback Sam Hartman threw two touchdown passes and went 16-of-24 through the air. On the ground, the Deacs posted 368 yards and five touchdowns. Greg Dortch led the receiving corps with eight carries for 135 yards. Jack Freudenthal, Scotty Washington, Carney and Hartman all also found the end zone in the win for the Deacons.

Cameron Glenn and Justin Strnad led the Deacon defense with 13 tackles, including nine solo stops each. Strnad's 13 stops and nine solo tackles are both career highs, while Glenn tied his career mark. The defense also collected two sacks and seven TFL's, paced by Willie Yarberry and Carlos Basham, Jr. with 1.5 each.

Scoring	1	2	3	4	Total
Wake Forest	21	14	21	0	56
Louisville	7	14	14	0	35

1st Quarter

LOU - Smith 52 yd run (Creque kick), 12:39
WF - Freudenthal 28 yd pass from Hartman (Sciba kick), 11:01
WF - Hartman 12 yd run (Sciba kick), 6:16
WF - Washington 9 yd pass from Hartman (Sciba kick), 2:29

2nd Quarter

LOU - Smith 1 yd run (Creque kick), 9:50
WF - Colburn 74 yd run (Sciba kick), 9:34
WF - Basham 23 yd fumble recovery (Sciba kick), 9:20
LOU - Dawkins 19 yd pass from Pass (Creque kick), 0:53

3rd Quarter

WF - Colburn 56 yd run (Sciba kick), 13:49
LOU - Hall 12 yd run (Creque kick), 9:50
WF - Carney 1 yd run (Sciba kick), 6:40
WF - Colburn 12 yd run (Sciba kick), 3:41
LOU - Smith 2 yd run (Creque kick), 2:37

4th Quarter

No scoring

	WF	LOU
FIRST DOWNS	28	31
RUSHES-YARDS (NET)	48-368	36-174
PASSING YDS (NET)	223	358
Passes Comp-Att-Int	16-24-0	30-54-0
TOTAL OFFENSE PLAYS-YARDS	72-591	90-532
Fumble Returns-Yards	1-23	0-0
Punt Returns-Yards	0-0	1-45
Kickoff Returns-Yards	9-550	6-313
Interception Returns-Yards	0-0	0-0
Punts (Number-Avg)	4-38.2	4-37.2
Fumbles-Lost	0-0	1-1
Penalties-Yards	3-35	5-31
Possession Time	26:11	33:49
Third-Down Conversions	7 of 13	10 of 19
Fourth-Down Conversions	1 of 1	2 of 5
Red-Zone Scores-Chances	4-4	4-4
Sacks By: Number-Yards	2-11	1-5

RUSHING: WF - Colburn 20-243; Carney 14-83; Hartman 12-46; TM 2-minus 4. LOU - Smith 13-98; Hall 10-45; Pass 9-34; Cunningham 2-4; Riley 1-minus 2; TM 1-minus 5.

PASSING: WF - Hartman 16-24-223-2-0. LOU - Pass 30-54-358-1-0.

RECEIVING: WF - Dortch 8-135; Washington 4-31; Bachman 2-22; Freudenthal 1-28; Carney 1-7. LOU - Atwell 8-132; Smith 8-107; Dawkins 5-49; Fitzpatrick 2-16; Smith 2-14; Crum 2-14; Davis 1-17; Peete 1-7; Hall 1-2.

WAKE FOREST FOOTBALL

2018 GAME RECAPS & BOX SCORES



GAME 9 SYRACUSE 41, WAKE FOREST 24 NOVEMBER 3, 2018 BB&T FIELD (26,136)

WINSTON-SALEM, N.C. – No. 19 Syracuse defeated Wake Forest 41-24 on Saturday afternoon at BB&T Field in front of 26,136 fans on Homecoming Weekend.

Wake Forest (4-5, 1-4 ACC) started the game on a 10-0 run but Syracuse (7-2, 4-2 ACC) scored four straight touchdowns while closing out any potential Demon Deacon rally thanks to winning the turnover battle, 3-0.

Cade Carney scored a 2-yard touchdown on the second possession of the day for Wake Forest. With the drive starting on the Syracuse 47-yard line, quarterback Sam Hartman led the Deacons on the drive which featured a nifty 24-yard pass to Greg Dortch.

Later in the first half, Dortch took a punt return 29 yards deep into Syracuse territory. Following a stop on third down, Nick Sciba booted a 22-yard field goal as the Deacons extended their lead to 10-0.

Syracuse scored on its next possession off an 8-yard rushing touchdown from Moe Neal. Jarveon Howard added a 1-yard touchdown for the Orange in the last minute of the first quarter as Syracuse led 14-10. Howard tacked on another 1-yard touchdown right before halftime as the Orange held a 21-10 advantage at the break.

The Orange scored early in the third quarter which pushed the lead to 28-10. The Deacons responded with a 20-yard touchdown pass to Scotty Washington. On the drive, Washington also had a key 27-yard catch on third down.

Leading 28-17, Syracuse scored on a quarterback scramble but Wake Forest again answered. Dortch caught three passes on the drive including an 8-yard touchdown catch narrowing the Orange lead to 35-24. A pair of field goals from Syracuse closed the game out with a 41-24 final.

Scoring	1	2	3	4	Total
Syracuse	14	7	14	6	41
Wake Forest	10	0	14	0	24

1st Quarter

WF - Carney 2 yd run (Sciba kick), 11:42
WF - Sciba 22 yd field goal, 6:12
SU - Neal 8 yd run (Szmyt kick), 4:17
SU - Howard 1 yd run (Szmyt kick), 0:52

2nd Quarter

SU - Howard 1 yd run (Szmyt kick), 0:58

3rd Quarter

SU - Elmore 5 yd run (Szmyt kick), 10:43
WF - Washington 20 yd pass from Hartman (Sciba kick), 8:57
SU - Dungey 26 yd run (Szmyt kick), 5:49
WF - Dortch 8 yd pass from Hartman (Sciba kick), 3:38

4th Quarter

SU - Szmyt 28 yd field goal, 11:55
SU - Szmyt 34 yd field goal, 7:01

	SU	WF
FIRST DOWNS	25	26
RUSHES-YARDS (NET)	60-264	44-159
PASSING YDS (NET)	157	275
Passes Comp-Att-Int	23-35-0	21-37-1
TOTAL OFFENSE PLAYS-YARDS	95-421	81-434
Fumble Returns-Yards	1-7	0-0
Punt Returns-Yards	3-13	5-51
Kickoff Returns-Yards	0-0	0-0
Interception Returns-Yards	1-0	0-0
Punts (Number-Avg)	7-41.1	7-40.3
Fumbles-Lost	0-0	2-2
Penalties-Yards	9-77	10-95
Possession Time	37:48	22:12
Third-Down Conversions	10 of 22	4 of 16
Fourth-Down Conversions	2 of 3	1 of 3
Red-Zone Scores-Chances	6-6	4-6
Sacks By: Number-Yards	5-28	3-14

RUSHING: SU - Dungey 24-119; Neal 11-67; Strickland 13-64; Howard 7-13; Elmore 2-6; TM 3-minus 4. WF - Colburn 15-67; Hartman 19-51; Carney 8-29; Beal-Smith 2-12.

PASSING: SU - Dungey 23-35-157-0-0. WF - Hartman 21-37-275-2-1.

RECEIVING: SU - Riley 8-64; Custis 5-62; Pierce 4-17; Johnson 3-6; Butler 1-6; Harris 1-3; Strickland 1-minus 1. WF - Dortch 9-95; Surratt 3-56; Washington 3-53; Bachman 3-47; Freudenthal 2-18; Beal-Smith 1-6.



GAME 10 WAKE FOREST 27, NC STATE 23 NOVEMBER 8, 2018 CARTER-FINLEY STADIUM (56,228)

RALEIGH, N.C. – Wake Forest completed a fourth quarter comeback with a touchdown pass from Jamie Newman to Jack Freudenthal in the final minute to upset No. 14 NC State 27-23 Thursday night at Carter-Finley Stadium. The Demon Deacons (5-5, 2-4 ACC) erased a 10-point deficit in the final period as they posted their first ranked road win since 2008.

The comeback marked the first time since 2007 that Wake Forest rallied from down double digits in the fourth quarter to win. The victory was also the Deacs' first win in Raleigh since 2006 and their first over a ranked foe on the road since a 12-3 victory at No. 24 Florida State in 2008.

Newman, making his first career start, went 22-of-33 for 297 yards and three touchdowns, including two in the fourth quarter comeback. Sage Surratt made eight catches for 109 yards and Greg Dortch had six catches for 75 yards to lead the wide receiver corps. Cade Carney led the rushing attack with 68 yards on 12 carries.

The Wake Forest defense was led by Amari Henderson, who recorded a career-high 14 tackles to go with two pass breakups. Cameron Glenn had 11 tackles, including a career-high four tackles for loss and his first career sack.

The victory gives Wake Forest a ranked win for the third consecutive season, tying the longest such streak in school history. The Demon Deacons also defeated ranked teams three straight years from 2006-08.

Scoring	1	2	3	4	Total
Wake Forest	0	3	10	14	27
NC State	6	7	3	7	23

1st Quarter

ST - Dunn 29 yd field goal, 12:42
ST - Dunn 23 yd field goal, 0:52

2nd Quarter

WF - Sciba 47 yd field goal, 9:47
ST - Finley 2 yd run (Dunn kick), 4:36

3rd Quarter

WF - Sciba 34 yd field goal, 11:47
ST - Dunn 23 yd field goal, 3:40
WF - Bachman 38 yd pass from Newman (Sciba kick), 2:05

4th Quarter

ST - Emezie 35 yd pass from Finley (Dunn kick), 14:53
WF - Dortch 19 yd pass from Newman (Sciba kick), 6:07
WF - Freudenthal 32 yd pass from Newman (Sciba kick), 0:30

	WF	ST
FIRST DOWNS	22	23
RUSHES-YARDS (NET)	38-138	27-47
PASSING YDS (NET)	297	374
Passes Comp-Att-Int	22-33-0	35-53-1
TOTAL OFFENSE PLAYS-YARDS	71-435	80-421
Fumble Returns-Yards	0-0	0-0
Punt Returns-Yards	2-minus 1	1-6
Kickoff Returns-Yards	3-39	4-93
Interception Returns-Yards	1-8	0-0
Punts (Number-Avg)	5-35.8	5-39.6
Fumbles-Lost	1-1	1-0
Penalties-Yards	5-50	6-55
Possession Time	28:12	31:48
Third-Down Conversions	8 of 16	6 of 16
Fourth-Down Conversions	0 of 1	0 of 2
Red-Zone Scores-Chances	2-2	4-5
Sacks By: Number-Yards	1-6	4-9


RUSHING: WF - Carney 12-68; Newman 13-44; Colburn 11-28; Beal-Smith 2-minus 2. ST - Gallaspy 14-36; Person 6-13; Meyers 1-1; Finley 6-minus 3.

PASSING: WF - Newman 22-33-297-3-0; ST - Finley 35-52-374-1-1; Meyers 0-1-0-0-0.

RECEIVING: WF - Surratt 8-109; Dortch 6-75; Bachman 4-59; Washington 2-14; Freudenthal 1-32; Chapman 1-8. ST - Harmon 15-134; Meyers 10-117; Emezie 5-83; Riley 3-16; Thomas 1-22; Person 1-2.

WAKE FOREST FOOTBALL

2018 GAME RECAPS & BOX SCORES



GAME 11 PITTSBURGH 34, WAKE FOREST 13 NOVEMBER 17, 2018 BB&T FIELD (25,609)

WINSTON-SALEM, N.C. – Wake Forest fell to Pitt on Saturday by a score of 34-13 at BB&T Field in front of an announced attendance of 25,609.

The Demon Deacons (5-6, 2-5 ACC) led the Panthers (7-4, 6-1 ACC) at halftime 10-6 but couldn't keep up with Pitt in the second half. The visiting Panthers scored four touchdowns in the second half while holding Wake Forest to just a field goal. Pittsburgh clinched a spot in the ACC Championship game with the victory.

Nick Sciba booted a 32-yard field goal to put Wake Forest up 3-0 early in the first quarter. Pitt's Darrin Hall scored a 2-yard touchdown in the latter moments of the second quarter but the extra point was blocked by Carlos Basham, Jr. as the Panthers led 6-3.

Wake Forest answered with a 20-yard pass from Jamie Newman to Alex Bachman as the Deacs led 10-6 heading into halftime.

Pitt retook the lead in the third quarter on a 4-yard touchdown catch from Rafael Araujo-Lopes. A 63-yard touchdown pass from the Panthers extended the Pitt's lead to 20-10 heading into the fourth quarter.

Early in the fourth quarter, Wake Forest drove down to the Pitt 1-yard line but was held to a 20-yard Sciba field goal. Leading 20-13, Pitt added a 23-yard touchdown as the Panthers held a two-score advantage halfway through the fourth quarter. Left tackle Stefano Millin scored on a 6-yard run on a bubble screen as the Panthers closed out the game 34-13.

Scoring	1	2	3	4	Total
Pittsburgh	0	6	14	14	34
Wake Forest	3	7	0	3	13

1st Quarter

WF - Sciba 32 yd field goal, 10:50

2nd Quarter

UP - Hall 2 yd run (Kessman kick blocked), 4:03

WF - Bachman 28 yd pass from Newman (Sciba kick), 1:32

3rd Quarter

UP - Araujo-Lopes 4 yd pass from Pickett (Kessman kick), 4:03

UP - Mack 63 yd pass from Pickett (Kessman kick), 1:14

4th Quarter

WF - Sciba 20 yd field goal, 12:30

UP - Ffrench 23 yd pass from Pickett (Kessman kick), 7:27

UP - Millin 6 yd run (Kessman kick), 3:22

	UP	WF
FIRST DOWNS	20	16
RUSHES-YARDS (NET)	154	79
PASSING YDS (NET)	157	275
Passes Comp-Att-Int	23-30-0	15-30-2
TOTAL OFFENSE PLAYS-YARDS	77-470	58-285
Fumble Returns-Yards	0-0	0-0
Punt Returns-Yards	1-1	2-17
Kickoff Returns-Yards	1-22	1-23
Interception Returns-Yards	2-25	0-0
Punts (Number-Avg)	5-51.6	5-42.8
Fumbles-Lost	1-0	0-0
Penalties-Yards	10-78	1-15
Possession Time	39:31	20:29
Third-Down Conversions	11 of 18	4 of 12
Fourth-Down Conversions	1 of 2	1 of 1
Red-Zone Scores-Chances	4 of 4	2 of 2
Sacks By: Number-Yards	2-11	2-12

RUSHING: UP - Ollison 18-52; Hall 13-44; Carter 5-33; Araujo-Lopes 1-11; Pickett 8-6; Millin 1-6; Aston 1-2. WF - Carney 16-62; Delaney 7-23; Beal-Smith 1-3; TM 1-minus 1; Newman 3-minus 8.


PASSING: UP - Pickett 23-30-316-3-0. WF - Newman 15-30-206-1-2

RECEIVING: UP - Ffrench 6-76; Araujo-Lopes 6-73; Mack 3-105; Hall 3-13; Tipton 2-22; Medure 2-14; Mathews 1-13. WF - Bachman 4-60; Dortch 4-33; Surratt 3-67; Chapman 3-36; Washington 1-10.

WAKE FOREST FOOTBALL

ALEX BACHMAN WIDE RECEIVER

Sr. ■ 6-0 ■ 190 ■ 3VL
Westlake Village, Calif.
Oaks Christian



2018 — Recorded his first multi-score game with two touchdown receptions at Tulane (Aug. 30) where he caught five passes for 62 yards with 29 touchdown yards ... Had a highlight-reel catch with a 10-yard touchdown reception against Towson (Sept. 8) ... Missed the Boston College (Sept. 13) game due to injury ... Caught three passes for 32 yards against Florida State (Oct. 20) ... Had his fourth game of at least three receptions against Syracuse (Nov. 3), catching three passes for 47 yards ... Caught four passes for 59 yards and a score against NC State (Nov. 8). His 32-yard touchdown reception was the No. 1 play on SportsCenter's Top 10 ... Caught his fifth touchdown of the season against Pittsburgh (Nov. 17).

BACHMAN'S CAREER RECEIVING STATS

	G-GS	Rec	Yds	Avg	TD	Lg/Opponent
2015	11-0	1	8	8.0	0	8/Elon
2016	13-11	23	248	10.8	1	62/at Duke
2017	12-0	21	365	17.4	3	43/Duke
2018	10-10	27	354	13.1	5	32/at NC State
Career	46-21	72	975	13.5	9	62/at Duke

BACHMAN'S GAME-BY-GAME RECEIVING STATS

2015	Opponent	Rec	Yds	Avg	TD	TD Yds
9/3	Elon	1	8	8.0	0	--
9/12	at Syracuse	0	0	0	0	--
9/19	at Army	0	0	0	0	--
9/26	at Indiana	0	0	0	0	--
10/3	Florida State	0	0	0	0	--
10/10	at Boston Col.	0	0	0	0	--
10/17	at UNC	0	0	0	0	--
10/24	NC State	0	0	0	0	--
10/30	Louisville	0	0	0	0	--
11/14	at Notre Dame	--DNP--				
11/21	at Clemson	0	0	0	0	--
11/28	Duke	0	0	0	0	--

2016	Opponent	Rec	Yds	Avg	TD	TD Yds
9/1	Tulane	2	17	8.5	0	--
9/10	at Duke	1	62	62.0	0	--
9/17	Delaware	3	17	5.7	1	7
9/24	at Indiana	1	14	14.0	0	--
10/1	at NC State	1	2	2.0	0	--
10/8	Syracuse	2	6	3.0	0	--
10/15	at Florida State	0	0	0.0	0	--
10/29	Army West Point	6	51	8.5	0	--
11/5	Virginia	2	19	9.5	0	--
11/12	at Louisville	3	37	12.3	0	--
11/19	Clemson	0	0	0.0	0	--
11/26	Boston College	1	3	3.0	0	--
12/27	vs. Temple	1	20	20.0	0	--

2017	Opponent	Rec	Yds	Avg	TD	TD Yds
8/13	Presbyterian	1	29	29.0	1	29
9/9	at Boston Col.	1	7	7.0	0	--
9/16	Utah State	0	0	0.0	0	--
9/23	at App State	0	0	0.0	0	--
9/30	Florida State	0	0	0.0	0	--
10/7	at Clemson	0	0	0.0	0	--
10/21	at Georgia Tech	--DNP--				
10/28	Louisville	2	38	19.0	0	--
11/4	at Notre Dame	8	116	14.5	1	30
11/11	at Syracuse	0	0	0.0	0	--
11/18	NC State	1	1	1.0	0	--
11/25	Duke	3	90	30.0	1	43
12/29	vs. Texas A&M	5	84	16.8	0	--

2018	Opponent	Rec	Yds	Avg	TD	TD Yds
8/30	at Tulane	5	62	12.4	2	10, 19
9/8	Towson	4	54	13.5	1	10
9/13	Boston College	--INJ--				
9/22	Notre Dame	1	12	12.0	0	--
9/29	Rice	0	0	0.0	0	--
10/6	Clemson	1	6	6.0	0	--
10/20	at Florida State	3	32	10.6	0	--
10/27	at Louisville	2	22	11.0	0	--
11/3	Syracuse	3	47	15.7	0	--
11/8	at NC State	4	59	14.8	1	32
11/17	Pittsburgh	4	60	15.0	1	28

CARLOS BASHAM, JR. DEFENSIVE LINE

R-So. ■ 6-5 ■ 265 ■ 1VL
Roanoke, Va.
Northside



2018 — Goes by the nickname Boogie ... Had six tackles at Tulane (Aug. 30), including three solo and three assists ... Had an assist on a sack against Towson (Sept. 8) ... Picked up a career-high four tackle assists against Boston College (Sept. 13), where he totaled five tackles ... Added five tackles, including a sack, against Notre Dame (Sept. 22) ... Matched his five-tackle performance against Rice (Sept. 29) ... Set a new career-high with 1.5 tackles for loss while recovering his second career fumble against Clemson (Oct. 6) ... Recorded a career-high eight tackles against Florida State (Oct. 20) with six solo stops and two assisted tackles ... Named the ACC Defensive Lineman of the Week for his performance against Louisville (Oct. 27). Finished the game with four tackles, 1.5 for loss, and a 23-yard fumble recovery for a touchdown ... Missed the Syracuse (Nov. 3) game due to injury ... Returned from injury against NC State (Nov. 8) and finished with five tackles, including one TFL ... Set career highs in tackles (9) and sacks (2) against Pittsburgh (Nov. 17) while blocking his first-ever kick on a PAT attempt.

BASHAM'S CAREER DEFENSIVE STATS

	G-GS	S-A-Tot	TFL-Yds	Sk-Yds	Int-Yds	PBU	FF-FR
2017	13-1	15-9-24	2.0-2	0-0	0-0	2	0-1
2018	10-10	27-28-55	9.0-27	3.5-18	0-0	0	0-2
Career	23-11	42-37-79	11.0-29	3.5-18	0-0	2	0-3

BASHAM'S GAME-BY-GAME DEFENSIVE STATS

2017	Opp	S-A-Tot	TFL-Yds	Sk-Yds	Int-Yds	PBU	FF-FR
8/31	Presbyterian	5-0-5	0-0	0-0	0-0	0	0-0
9/9	at Boston Col.	1-0-1	0-0	0-0	0-0	0	0-0
9/16	Utah State	0-2-2	0.5-0	0-0	0-0	0	0-0
9/23	at App State	1-1-2	0-0	0-0	0-0	0	0-0
9/30	Florida State	0-0-0	0-0	0-0	0-0	0	0-0
10/7	at Clemson	1-0-1	0-0	0-0	0-0	1	0-1
10/21	at Ga. Tech	0-0-0	0-0	0-0	0-0	0	0-0
10/28	Louisville	0-0-0	0-0	0-0	0-0	1	0-0
11/4	at Notre Dame	1-0-1	0-0	0-0	0-0	0	0-0
11/11	at Syracuse	2-1-3	0-0	0-0	0-0	1	0-0
11/18	NC State	2-1-3	1.0-1	0-0	0-0	0	0-0
11/25	Duke	2-3-5	0-0	0-0	0-0	0	0-0
12/19	vs. Texas A&M	0-1-1	0.5-1	0-0	0-0	0	0-0

2018	Opp	S-A-Tot	TFL-Yds	Sk-Yds	Int-Yds	PBU	FF-FR
8/30	at Tulane	3-3-6	1.0-2	0-0	0-0	0	0-0
9/9	Towson	1-2-3	0.5-5	0-5	0-0	0	0-0
9/13	Boston College	1-4-5	0.5-1	0.5-1	0-0	0	0-0
9/22	Notre Dame	3-2-5	1.0-4	1.0-4	0-0	0	0-0
9/29	Rice	2-3-5	0-0	0-0	0-0	0	0-0
10/6	Clemson	4-1-5	1.5-8	1.0-7	0-0	0	0-1
10/20	at Florida State	6-2-8	0-0	0-0	0-0	0	0-0
10/27	at Louisville	2-2-4	1.5-2	0-0	0-0	0	0-1
11/3	Syracuse	--	--	--	--	--	--
11/8	at NC State	3-2-5	1.0-2	0-0	0-0	0	0-0
11/17	Pittsburgh	2-7-9	0.5-1	2.0-3	0-0	0	0-0

ESSANG BASSEY DEFENSIVE BACK

Jr. ■ 5-10 ■ 185 ■ 2VL
Columbus, Ga.
Columbus



2018 — Named preseason Third Team All-ACC by Athlon ... Matched a career-high and lead the Deacs with three pass break-ups against Tulane (Aug. 30) ... Had seven tackles, including six solo, against Towson (Sept. 8), and he also had an interception and pass breakup ... Recorded eight tackles against Boston College (Sept. 13) ... Collected his fifth break up of the year while adding seven tackles against Notre Dame (Sept. 22) ... Recorded his second-career defensive touchdown, returning a fumble 51 yards for the score against Rice (Sept. 29) ... Finished second on the team with seven tackles against Clemson (Oct. 6) ... Had four total tackles against Florida State

(Oct. 20) ... Recorded his first career sack against Louisville (Oct. 27) while adding 10 tackles and a pass breakup ... Broke up five passes, second-most in Wake Forest single-game history, while finishing with eight tackles against Syracuse (Nov. 3) ... Talled five solo stops against NC State (Nov. 8).

BASSEY'S CAREER DEFENSIVE STATS

	G-GS	S-A-Tot	TFL-Yds	Sk-Yds	Int-Yds	PBU	FF-FR
2016	13-1	16-3-19	1.5-2	0-0	0-0	3	1-1
2017	13-13	52-23-75	6.0-11	0-0	3-30	16	0-0
2018	11-11	50-19-69	2.5-10	1.0-8	1-0	13	0-1
Career	37-25	118-45-163	10-23	1.0-8	4-30	32	1-1

BASSEY'S GAME-BY-GAME DEFENSIVE STATS

2016	Opp	S-A-Tot	TFL-Yds	Sk-Yds	Int-Yds	PBU	FF-FR
9/1	Tulane	0-0-0	0-0	0-0	0-0	0	0-0
9/10	at Duke	1-0-1	0-0	0-0	0-0	0	0-0
9/17	Delaware	1-0-1	0-0	0-0	0-0	0	0-0
9/24	at Indiana	1-0-1	0-0	0-0	0-0	0	0-0
10/1	at NC State	0-0-0	0-0	0-0	0-0	0	0-0
10/8	Syracuse	0-0-0	0-0	0-0	0-0	0	0-0
10/15	at Florida St.	7-1-8	0-0	0-0	0-0	0	0-1
10/29	Army	2-1-3	0-0	0-0	0-0	0	0-0
11/5	Virginia	1-0-1	0-0	0-0	0-0	0	0-0
11/12	at Louisville	1-0-1	0-0	0-0	0-0	0	0-0
11/19	Clemson	0-1-1	0-0	0-0	0-0	0	0-0
11/26	Boston College	0-0-0	0-0	0-0	0-0	0	0-0
12/27	vs. Temple	2-0-2	0-0	0-0	0-0	0	1-0

2017	Opp	S-A-Tot	TFL-Yds	Sk-Yds	Int-Yds	PBU	FF-FR
8/31	Presbyterian	1-0-1	1.0-1	0-0	0-0	1	0-0
9/9	at Boston Col.	4-1-5	0-0	0-0	1-30	0	0-0
9/16	Utah State	3-2-5	2.0-3	0-0	0-0	2	0-0
9/23	at App State	5-2-7	0.5-2	0-0	0-0	1	0-0
9/30	Florida State	1-2-3	0-0	0-0	0-0	1	0-0
10/7	at Clemson	4-1-5	0-0	0-0	0-0	1	0-0
10/21	at Ga. Tech	1-0-1	0-0	0-0	0-0	0	0-0
10/28	Louisville	7-3-10	0-0	0-0	1-0	1	0-0
11/4	at Notre Dame	4-2-6	1.0-3	0-0	0-0	1	0-0
11/11	at Syracuse	8-4-12	0.5-1	0-0	0-0	1	0-0
11/18	NC State	6-2-8	1.0-1	0-0	1-0	2	0-0
11/25	Duke	2-1-3	0-0	0-0	0-0	2	0-0
12/29	vs. Texas A&M	6-3-9	0-0	0-0	0-0	3	0-0

2018	Opp	S-A-Tot	TFL-Yds	Sk-Yds	Int-Yds	PBU	FF-FR
8/30	at Tulane	2-5-7	0-0	0-0	0-0	3	0-0
9/8	Towson	6-1-7	0.5-0	0-0	1-0	1	0-0
9/13	Boston College	4-4-8	0-0	0-0	0-0	0	0-0
9/22	Notre Dame	5-2-7	0-0	0-0	0-0	1	0-0
9/29	Rice	3-0-3	0-0	0-0	0-0	1	0-1
10/6	Clemson	6-1-7	0-0	0-0	0-0	0	0-0
10/20	at Florida State	3-1-4	0.5-1	0-0	0-0	0	0-0
10/27	at Louisville	7-3-10	1.0-8	1.0-8	0-0	1	0-0
11/3	Syracuse	7-1-8	0.5-1	0-0	0-0	5	0-0
11/8	at NC State	5-0-5	0-0	0-0	0-0	0	0-0
11/17	Pittsburgh	2-1-3	0-0	0-0	0-0	1	0-0

CHRISTIAN BEAL-SMITH RUNNING BACK

R-Fr. ■ 5-10 ■ 190
Winston-Salem, N.C.
East Forsyth



2018 — Had six carries for 68 yards against Towson (Sept. 8) ... Had 10 carries for 34 yards on the ground against Notre Dame (Sept. 22) ... Led the team with 60 rushing yards against Rice (Sept. 29) ... Was second on the team with 44 rushing yards against Clemson (

WAKE FOREST FOOTBALL

9/22	Notre Dame	10	34	3.4	0	--
9/29	Rice	9	60	6.7	0	--
10/6	Clemson	8	44	5.5	0	--
10/20	at Florida State	4	5	0.8	0	--
10/27	at Louisville	0	0	0.0	0	--
11/3	Syracuse	2	12	6.0	0	--
11/8	at NC State	2	-2	-1.0	0	--
11/17	Pittsburgh	1	3	3.0	0	--

BEAL-SMITH'S CAREER RECEIVING STATS

	G-GS	Rec	Yds	Avg	TD	Lg/Opponent
2018	11-0	1	6	6.0	0	--
Career	11-0	1	6	6.0	0	--

BEAL-SMITH'S GAME-BY-GAME RECEIVING STATS

2018	Opponent	Att	Yds	Avg	TD	TD Yds
8/30	at Tulane	0	0	0.0	0	--
9/8	Towson	0	0	0.0	0	--
9/13	Boston College	0	0	0.0	0	--
9/22	Notre Dame	0	0	0.0	0	--
9/29	Rice	0	0	0.0	0	--
10/6	Clemson	0	0	0.0	0	--
10/20	Florida State	0	0	0.0	0	--
10/27	at Louisville	0	0	0.0	0	--
11/3	Syracuse	1	6	6.0	0	--
11/8	at NC State	0	0	0.0	0	--
11/17	Pittsburgh	0	0	0.0	0	--

CHRIS CALHOUN DEFENSIVE LINE

Sr. ■ 6-4 ■ 245 ■ 3VL
Alpharetta, Ga.
Centennial



6

2018 — Led the Deacs with a career-high 12 tackles at Tulane (Aug. 30), including a personal-best eight solo tackles ... Totaled two tackles and a QB hurry against Boston College (Sept. 13) ... Had three tackles and 1.5 tackles for loss against Florida State (Oct. 20) ... Added four tackles against Syracuse (Nov. 3).

CALHOUN'S CAREER DEFENSIVE STATS

	G-GS	S-A-Tot	TFL-Yds	Sk-Yds	Int-Yds	PBU	FF-FR
2015	12-4	11-9-20	4.0-10	0-0	1-4	1	0-0
2016	13-0	6-6-12	1.0-2	1.0-2	0-0	1	0-0
2017	13-0	10-11-21	1.5-3	0-0	0-0	1	1-0
2018	11-11	15-19-34	3.0-9	0-0	0-0	0	0-0
Career	49-15	42-45-87	9.5-24	1.0-2	1-4	3	1-0

CALHOUN'S GAME-BY-GAME DEFENSIVE STATS

2015	Opp	S-A-Tot	TFL-Yds	Sk-Yds	Int-Yds	PBU	FF-FR
9/3	Elon	0-1-1	0-0	0-0	0-0	0	0-0
9/12	at Syracuse	0-1-1	0-0	0-0	0-0	0	0-0
9/19	at Army	3-2-5	1.5-2	0-0	0-0	0	0-0
9/26	Indiana	0-1-1	0-0	0-0	0-0	0	0-0
10/3	Florida State	0-1-1	0-0	0-0	0-0	0	0-0
10/10	at Boston Col.	1-0-1	0-0	0-0	0-0	0	0-0
10/17	at UNC	2-0-2	1.0-2	0-0	0-0	0	0-0
10/24	NC State	0-1-1	0-0	0-0	0-0	1	0-0
10/30	Louisville	2-1-3	0-0	0-0	0-0	0	0-0
11/14	at Notre Dame	0-1-1	0.5-1	0-0	0-0	0	0-0
11/21	at Clemson	2-0-2	1.0-5	0-0	1-4	0	0-0
11/28	Duke	0-1-1	0-0	0-0	0-0	0	0-0

2016	Opp	S-A-Tot	TFL-Yds	Sk-Yds	Int-Yds	PBU	FF-FR
9/1	Tulane	3-0-3	0-0	0-0	0-0	0	0-0
9/10	at Duke	1-1-2	0-0	0-0	0-0	0	0-0
9/17	Delaware	0-0-0	0-0	0-0	0-0	1	0-0
9/24	at Indiana	0-1-1	0-0	0-0	0-0	0	0-0
10/1	at NC State	0-1-1	0-0	0-0	0-0	0	0-0
10/8	Syracuse	0-0-0	0-0	0-0	0-0	0	0-0
10/15	at Florida St.	0-0-0	0-0	0-0	0-0	0	0-0
10/29	Army	1-1-2	0-0	0-0	0-0	0	0-0
11/5	Virginia	0-0-0	0-0	0-0	0-0	0	0-0
11/12	at Louisville	0-1-1	0-0	0-0	0-0	0	0-0
11/19	Clemson	0-1-1	0-0	0-0	0-0	0	0-0
11/26	Boston College	1-0-1	1.0-2	1.0-2	0-0	0	0-0
12/27	vs. Temple	0-0-0	0-0	0-0	0-0	0	0-0

2017	Opp	S-A-Tot	TFL-Yds	Sk-Yds	Int-Yds	PBU	FF-FR
8/31	Presbyterian	1-2-3	0-0	0-0	0-0	0	0-0
9/9	at Boston Col.	2-1-3	0-0	0-0	0-0	0	0-0
9/16	Utah State	0-2-2	0-0	0-0	0-0	0	0-0
9/23	at App State	0-2-2	0-0	0-0	0-0	0	0-0
9/30	Florida State	1-0-1	0-0	0-0	0-0	0	0-0
10/7	at Clemson	0-2-2	0-0	0-0	0-0	0	0-0
10/21	at Ga. Tech	0-0-0	0-0	0-0	0-0	0	0-0
10/28	Louisville	3-0-3	0-0	0-0	0-0	0	0-0
11/4	at Notre Dame	0-0-0	0-0	0-0	0-0	0	0-0
11/11	at Syracuse	2-1-3	1.5-3	0-0	0-0	0	1-0
11/18	NC State	0-0-0	0-0	0-0	0-0	0	0-0
11/25	Duke	0-0-0	0-0	0-0	0-0	1	0-0
12/29	vs. Texas A&M	1-1-2	0-0	0-0	0-0	0	0-0

2018	Opp	S-A-Tot	TFL-Yds	Sk-Yds	Int-Yds	PBU	FF-FR
8/30	at Tulane	8-4-12	1.0-4	0-0	0-0	0	0-0
9/8	Towson	1-1-2	0.5-1	0-0	0-0	0	0-0
9/13	Boston College	1-1-2	0-0	0-0	0-0	0	0-0
9/22	Notre Dame	0-2-2	0-0	0-0	0-0	0	0-0
9/29	Rice	0-2-2	0-0	0-0	0-0	0	0-0
10/6	Clemson	1-1-2	0-0	0-0	0-0	0	0-0
10/20	at Florida State	1-2-3	1.5-4	0-0	0-0	0	0-0
10/27	at Louisville	1-1-2	0-0	0-0	0-0	0	0-0
11/3	Syracuse	1-3-4	0-0	0-0	0-0	0	0-0
11/8	at NC State	0-0-0	0-0	0-0	0-0	0	0-0
11/17	Pittsburgh	1-2-3	0-0	0-0	0-0	0	0-0

CADE CARNEY RUNNING BACK

Jr. ■ 5-11 ■ 215 ■ 2VL
Advance, N.C.
Davidson Day



36

2018 — Voted team captain for 2018 ... Scored the game-winning touchdown in overtime at Tulane (Aug. 30) with a 1-yard rush... Rushed 130 yards against Towson (Sept. 8), his third-career 100 yard rushing game ... Rushed for 116 yards against Boston College (Sept. 13), his second-straight 100-yard game ... Added a team-high 79 rushing yards against Notre Dame (Sept. 22) ... Had his second-career multi-touchdown game against Rice (Sept. 29), scoring on a pair of one-yard runs ... Scored on a one-yard run while adding 83 rushing yards against Louisville (Oct. 27) ... Scored on a two-yard run in the first quarter against Syracuse (Nov. 3) ... Finished with a team-high 68 rushing yards against NC State (Nov. 8) ... Made his first start of the season against Pittsburgh (Nov. 17), finishing with a game-high 62 rushing yards.

CARNEY'S CAREER RUSHING STATS

	G-GS	Car	Yds	Avg	TD	Lg/Opponent
2016	10-10	156	589	3.8	6	55/Duke
2017	7-6	63	232	3.7	2	17/at Boston Col.
2018	11-1	145	731	5.0	6	42/Boston College
Career	28-17	364	1,552	4.3	14	55/Duke

CARNEY'S GAME-BY-GAME RUSHING STATS

2016	Opponent	Att	Yds	Avg	TD	TD Yds
9/1	Tulane	7	21	3.0	0	--
9/10	at Duke	17	108	6.4	3	7, 1, 55
9/17	Delaware	--	--	--	--	--
9/24	at Indiana	--	--	--	--	--
10/1	at NC State	--	--	--	--	--
10/8	Syracuse	29	104	3.6	1	3
10/15	at Florida State	10	33	3.3	0	--
10/29	Army West Point	4	13	3.2	0	--
11/5	Virginia	23	87	3.8	0	--
11/12	at Louisville	17	50	2.9	0	--
11/19	Clemson	18	59	3.3	1	1
11/26	Boston College	14	43	3.1	0	--
12/27	vs. Temple	17	71	4.2	1	11

2017	Opponent	Att	Yds	Avg	TD	TD Yds
8/31	Presbyterian	10	39	3.9	0	--
9/9	at Boston College	13	41	3.1	1	3
9/16	Utah State	6	20	3.3	0	--
9/23	at App State	7	24	3.4	0	--
9/30	Florida State	--	--	--	--	--
10/7	at Clemson	--	--	--	--	--
10/21	at Georgia Tech	19	92	4.8	0	--
10/28	Louisville	1	4	4.0	0	--
11/4	at Notre Dame	--	--	--	--	--
11/11	at Syracuse	--	--	--	--	--
11/18	NC State	--	--	--	--	--
11/25	Duke	--	--	--	--	--
12/29	vs. Texas A&M	7	13	1.9	1	1

2018	Opponent	Att	Yds	Avg	TD	TD Yds
8/30	at Tulane	16	54	3.4	1	1
9/8	Towson	19	130	6.8	1	1
9/13	Boston College	18	118	6.4	0	--
9/22	Notre Dame	13	79	6.1	0	--
9/29	Rice	13	49	3.8	2	1, 1
10/6	Clemson	6	18	3.0	0	--
10/20	at Florida State	10	43	4.3	0	--
10/27	at Louisville	14	83	5.9	1	1
11/3	Syracuse	8	32	3.6	1	2
11/8	at NC State	12	68	5.7	0	--
11/17	Pittsburgh	16	62	3.9	0	--

CARNEY'S CAREER RECEIVING STATS

	G-GS	Rec	Yds	Avg	TD	Lg/Opponent
2016	10-10	12	74	6.2	0	15/Virginia
2017	7-6	3	31	10.3	0	23/at Boston Col.
2018	11-1	3	23	7.7	0	9/Boston College
Career	28-17	18	128	7.1	0	23/at Boston Col.

CARNEY'S GAME-BY-GAME RECEIVING STATS

2016	Opponent	Rec	Yds	Avg	TD	TD Yds
9/1	Tulane	2	13	6.5	0	--
9/10	at Duke	2	9	4.5	0	--
9/17	Delaware	--	--	--	--	--
9/24	at Indiana	--	--	--	--	--
10/1	at NC State	--	--	--	--	--
10/8	Syracuse	1	6	6.0	0	--
10/15	at Florida State	1	2	2.0	0	--
10/29	Army West Point	2	7	3.5	0	--
11/5	Virginia	1	15	15.0	0	--
11/12	at Louisville	0	0	0.0	0	--
11/19	Clemson	2	17	8.5	0	--
11/26	Boston College	1	5	5.0	0	--
12/27	vs. Temple	0	0	0.0	0	--

2017	Opponent	Rec	Yds	Avg	TD	TD Yds
8/31	Presbyterian	1	7	7.0	0	--
9/9	at Boston College	1	23	23.0	0	--
9/16	Utah State	0	0	0.0	0	--
9/23	at App State	0	0	0.0	0	--
9/30	Florida State	--	--	--	--	--
10/7	at Clemson	--	--	--	--	--
10/21	at Georgia Tech	1	1	1.0	0	--
10/28	Louisville	0	0	0.0	0	--
11/4	at Notre Dame	--	--	--	--	--
11/11	at Syracuse	--	--	--	--	--
11/18	NC State	--	--	--	--	--
11/25	Duke	--	--	--	--	--
12/29	vs. Texas A&M	0	0	0.0	0	--

2018	Opponent	Rec	Yds	Avg	TD	TD Yds
8/30	at Tulane	1	7	7.0	0	--
9/8	Towson	0	0	0.0	0	--
9/13	Boston College	1	9	9.0	0	--
9/22	Notre Dame	0	0	0.0	0	--
9/29	Rice	0	0	0.0	0	--
10/6	Clemson	0	0	0.0	0	--
10/20	at Florida State	0	0	0.0	0	--
10/27	at Louisville	1	7	7.0	0	--
11/3	Syracuse	0	0	0.0	0	--
11/8	at NC State	0	0	0.0	0	--
11/17	Pittsburgh	0	0	0.0	0	--

STEVEN CLAUDE WIDE RECEIVER

R-Jr. ■ 6-2 ■ 195 ■ 2VL
Miami, Fla.
Champagnat Catholic

WAKE FOREST FOOTBALL

CLAUDE'S GAME-BY-GAME RECEIVING STATS

2016	Opponent	Rec	Yds	Avg	TD	TD Yds
9/1	Tulane	0	0	0.0	0	--
9/10	at Duke	0	0	0.0	0	--
9/17	Delaware	1	13	13.0	0	--
9/24	at Indiana	0	0	0.0	0	--
10/1	at NC State	0	0	0.0	0	--
10/8	Syracuse	0	0	0.0	0	--
10/15	at Florida State	1	14	14.0	0	--
10/29	Army West Point	0	0	0.0	0	--
11/5	Virginia	0	0	0.0	0	--
11/12	at Louisville	0	0	0.0	0	--
11/19	Clemson	0	0	0.0	0	--
11/26	Boston College	0	0	0.0	0	--
12/27	vs. Temple	--DNP--				

2017	Opponent	Rec	Yds	Avg	TD	TD Yds
8/31	Presbyterian	0	0	0.0	0	--
9/9	at Boston College	0	0	0.0	0	--
9/16	Utah State	1	13	13.0	0	--
9/23	at App State	0	0	0.0	0	--
9/30	Florida State	0	0	0.0	0	--
10/7	at Clemson	0	0	0.0	0	--
10/21	at Georgia Tech	0	0	0.0	0	--
10/28	Louisville	0	0	0.0	0	--
11/4	at Notre Dame	0	0	0.0	0	--
11/11	at Syracuse	0	0	0.0	0	--
11/18	NC State	0	0	0.0	0	--
11/25	Duke	0	0	0.0	0	--
12/29	vs. Texas A&M	0	0	0.0	0	--

2018	Opponent	Rec	Yds	Avg	TD	TD Yds
8/30	at Tulane	1	8	8.0	0	--
9/8	Towson	0	0	0.0	0	--
9/13	Boston College	2	32	16.0	0	--
9/22	Notre Dame	1	15	15.0	0	--
9/29	Rice	0	0	0.0	0	--
10/6	Clemson	0	0	0.0	0	--
10/20	at Florida State	0	0	0.0	0	--
10/27	at Louisville	0	0	0.0	0	--
11/3	Syracuse	0	0	0.0	0	--
11/8	at NC State	0	0	0.0	0	--
11/17	Pittsburgh	0	0	0.0	0	--

MATT COLBURN II RUNNING BACK

Sr. ■ 5-10 ■ 200 ■ 3VL
Irmo, S.C.
Dutch Fork



22

2018 — Surpassed 2,000 career rushing yards against Rice (Sept. 29), becoming just the 12th Deacon to accomplish that feat ... Has seven career 100-yard games after totaling 117 yards and a touchdown against Boston College (Sept. 13) ... Added a touchdown run against Notre Dame (Sept. 22) ... Led team with 71 yards rushing at Florida State (Oct. 20), also tallying a career-high 42 yards receiving ... Named the ACC Co-Running Back of the Week for his performance at Louisville (Oct. 27), rushing 20 times for a career-high 243 yards and three scores ... Jumped up to sixth in career rushing yardage ... Had a streak of 36-straight games played snapped when he missed the Pitt (Nov. 17) game due to injury.

COLBURN'S CAREER RUSHING STATS

G-GS	Car	Yds	Avg	TD	Lg/Opponent
2015	10-3	66	239	3.6	1 21/Indiana
2016	13-3	151	626	4.1	2 29/at Duke
2017	13-7	166	904	5.4	7 76/at Syracuse
2018	10-10	145	698	4.8	5 74/at Louisville
Career	46-23	528	2,467	4.7	15 76/at Syracuse

COLBURN'S GAME-BY-GAME RUSHING STATS

2015	Opponent	Att	Yds	Avg	TD	TD Yds
9/3	Elon	12	38	3.2	1	2
9/12	at Syracuse	1	-1	-1.0	0	--
9/19	at Army	4	15	3.8	0	--
9/26	Indiana	3	29	9.7	0	--
10/3	Florida State	11	51	4.6	0	--
10/10	at Boston Col.	12	37	3.1	0	--
10/17	at UNC	1	4	4.0	0	--
10/24	NC State	8	31	3.9	0	--
10/30	Louisville	11	24	2.2	0	--

11/14	at Notre Dame	--DNP--				
11/21	at Clemson	3	11	3.7	0	--
11/28	Duke	--DNP--				

2016	Opponent	Att	Yds	Avg	TD	TD Yds
9/1	Tulane	11	23	2.1	0	--
9/10	at Duke	8	54	6.8	0	--
9/17	Delaware	24	118	4.9	1	1
9/24	at Indiana	29	103	3.6	0	--
10/1	at NC State	10	39	3.9	0	--
10/8	Syracuse	5	24	4.8	0	--
10/15	at Florida State	3	16	5.3	0	--
10/29	Army West Point	8	40	5.0	0	--
11/5	Virginia	11	46	4.2	0	--
11/12	at Louisville	11	27	2.5	0	--
11/19	Clemson	10	38	3.8	0	--
11/26	Boston College	7	38	5.4	0	--
12/27	vs. Temple	14	60	4.3	1	3

2017	Opponent	Att	Yds	Avg	TD	TD Yds
8/31	Presbyterian	2	12	6.0	0	--
9/9	at Boston College	14	27	1.9	0	--
9/16	Utah State	10	74	7.4	1	1
9/23	at App State	10	34	3.4	0	--
9/30	Florida State	5	13	2.6	1	7
10/7	at Clemson	6	20	3.3	0	--
10/21	at Georgia Tech	1	3	3.0	0	--
10/28	Louisville	24	134	5.6	0	--
11/4	at Notre Dame	20	120	6.0	1	24
11/11	at Syracuse	31	237	7.6	2	3, 76
11/18	NC State	12	38	3.2	1	11
11/25	Duke	10	42	4.2	0	--
12/29	vs. Texas A&M	21	150	7.1	1	1

2018	Opponent	Att	Yds	Avg	TD	TD Yds
8/30	at Tulane	13	32	2.5	0	--
9/8	Towson	12	47	3.9	0	--
9/13	Boston College	23	117	5.1	1	2
9/22	Notre Dame	10	32	3.2	1	2
9/29	Rice	8	34	4.2	0	--
10/6	Clemson	12	27	2.3	0	--
10/20	at Florida State	21	71	3.4	0	--
10/27	at Louisville	20	243	12.2	3	74, 56, 12
11/3	Syracuse	15	67	4.5	0	--
11/8	at NC State	11	28	2.5	0	--
11/17	Pittsburgh	--INJ--				

COLBURN'S CAREER RECEIVING STATS

G-GS	Rec	Yds	Avg	TD	Lg/Opponent	
2015	10-3	0	0	0.0	0	--
2016	13-3	13	143	11.0	0	21/vs. Temple
2017	13-7	11	67	6.1	0	21/Florida State
2018	10-10	7	83	11.9	0	27/at Florida State
Career	46-23	31	293	9.5	0	27/at Florida State

COLBURN'S GAME-BY-GAME RECEIVING STATS

2016	Opponent	Rec	Yds	Avg	TD	TD Yds
9/1	Tulane	2	29	14.5	0	--
9/10	at Duke	0	0	0.0	0	--
9/17	Delaware	2	27	13.5	0	--
9/24	at Indiana	3	28	9.3	0	--
10/1	at NC State	1	-1	-1.0	0	--
10/8	Syracuse	0	0	0.0	0	--
10/15	at Florida State	0	0	0.0	0	--
10/29	Army West Point	2	20	10.0	0	--
11/5	Virginia	0	0	0.0	0	--
11/12	at Louisville	1	15	15.0	0	--
11/19	Clemson	1	4	4.0	0	--
11/26	Boston College	0	0	0.0	0	--
12/27	vs. Temple	1	21	21.0	0	--

2017	Opponent	Rec	Yds	Avg	TD	TD Yds
8/31	Presbyterian	1	6	6.0	0	--
9/9	at Boston College	1	14	14.0	0	--
9/16	Utah State	0	0	0.0	0	--
9/23	at App State	1	1	1.0	0	--
9/30	Florida State	4	28	7.0	0	--
10/7	at Clemson	0	0	0.0	0	--
10/21	at Georgia Tech	0	0	0.0	0	--
10/28	Louisville	1	5	5.0	0	--
11/4	at Notre Dame	1	7	7.0	0	--
11/11	at Syracuse	1	-2	-2.0	0	--
11/18	NC State	0	0	0.0	0	--
11/25	Duke	0	0	0.0	0	--
12/29	vs. Texas A&M	1	8	8.0	0	--

2018	Opponent	Rec	Yds	Avg	TD	TD Yds
8/30	at Tulane	0	0	0.0	0	--
9/8	Towson	1	25	25.0	0	--

9/13	Boston College	2	16	8.0	0	--
9/22	Notre Dame	0	0	0.0	0	--
9/29	Rice	0	0	0.0	0	--
10/6	Clemson	0	0	0.0	0	--
10/20	at Florida State	4	42	10.5	0	--
10/27	at Louisville	0	0	0.0	0	--
11/3	Syracuse	0	0	0.0	0	--
11/8	at NC State	0	0	0.0	0	--
11/17	Pittsburgh	--INJ--				

GREG DORTCH WIDE RECEIVER

R-So. ■ 5-9 ■ 170 ■ 1VL
Richmond, Va.
Highlands Springs



3

2018 — Named preseason All-ACC by the league's media ... Named preseason First Team All-ACC as a receiver and Third Team All-ACC as a punt returner by Athlon ... Picked up in the 2018 season where he left off before his 2017 injury, hauling in a career-high 12 catches for 149 yards in the season-opener at Tulane (Aug. 30) ... Became the fourth player in ACC history to record two punt-return touchdowns in a game against Towson (Sept. 8), also tallying 310 total yards of offense - third-most in program history ... Also caught seven passes for 94 yards and a touchdown against Towson ... Was named the ACC Specialist of the Week for his performance against the Tigers ... Caught nine passes for 93 yards against Boston College (Sept. 13), becoming the fastest Wake Forest player to surpass 1,000 career yards ... Led team with six catches and 56 yards against Notre Dame (Sept. 22) ... Named ACC Receiver of the Week after tying the program record with four touchdown catches against Rice (Sept. 29), totaling 163 yards on 11 receptions ... Became the fastest Deacon ever to 100 career catches with three against Clemson (Oct. 6), reaching 100 in 14 games ... Hauled in eight passes for 135 yards at Louisville (Oct. 27), his third 100-yard game of the season ... Snagged nine passes for 95 yards and a score against Syracuse (Nov. 3) ... Made six catches for 75 yards and another touchdown at NC State (Nov. 8).

DORTCH'S CAREER RECEIVING STATS

G-GS	Rec	Yds	Avg	TD	Lg/Opponent
2017	8-6	53	722	13.6	9 52/Louisville
2018	11-11	79	954	12.1	7 54/Rice
Career	19-19	132	1676	12.7	16 54/Rice

DORTCH'S GAME-BY-GAME RECEIVING STATS

2017	Opponent	Rec	Yds	Avg	TD	TD Yds
8/31	Presbyterian	4	55	13.8	2	7, 42
9/9	at Boston College	6	56	9.3	1	9
9/16	Utah State	4	68	17.0	1	43
9/23	at App State	6	63	10.5	1	10
9/30	Florida State	10	110	11.0	0	--
10/7	at Clemson	5	78	15.6	0	--
10/21	at Georgia Tech	8	125	15.6	0	--
10/28	Louisville	10	167	16.7	4	32, 4, 25, 52
11/4	at Notre Dame	--INJ--				
11/11	at Syracuse	--INJ--				
11/18	NC State	--INJ--				
11/25	Duke	--INJ--				
12/29	Texas A&M	--INJ--				

2018	Opponent	Rec	Yds	Avg	TD	TD Yds
8/30	at Tulane	12	149	12.4	0	--
9/8	Towson	7	94	13.4	1	7
9/13	Boston College	9	93	10.3	0	--
9/22	Notre Dame	6	56	9.3	0	--
9/29	Rice	11	163	14.8	4	54, 10, 38, 4
10/6	Clemson	3	37	12.3	0	--
10/20	at Florida State	4	24	6.0	0	--
10/27	at Louisville	8	135	16.9	0	--
11/3	Syracuse	9	95	10.6	1	8
11/8	at NC State	6	75	12.5	1	19
11/17	Pittsburgh	4	33	8.3	0	--

WAKE FOREST FOOTBALL

9/22	Notre Dame	16	11	0.7	0	--
9/29	Rice	2	4	2.0	0	--
10/6	Clemson	8	-8	-1.0	0	--
10/20	at Florida State	9	-22	-2.4	0	--
10/27	at Louisville	12	46	3.8	1	12
11/3	Syracuse	19	51	2.7	0	--
11/8	at NC State		-INJ-			
11/17	Pittsburgh		-INJ-			

AMARI HENDERSON DEFENSIVE BACK

R-Jr. ■ 6-1 ■ 185 ■ 2VL
Charlotte, N.C.
Mallard Creek



4

2018 — Had one PBU in season opener at Tulane (Aug. 30) before leaving with an injury ... Missed the Towson game (Sept. 8) due to injury ... Returned to action against Boston College (Sept. 13) and had four tackles ... Had six tackles vs. Clemson (Oct. 6) ... Had seven tackles and a career-high four PBUs at Louisville (Oct. 27) ... Had a career-high 14 tackles to go with two PBUs at NC State (Nov. 8) ... Missed the Pittsburgh game (Nov. 17) due to injury.

HENDERSON'S CAREER DEFENSIVE STATS

G-GS	S-A-Tot	TFL-Yds	Sk-Yds	Int-Yds	PBU	FF-FR
2016	10-8	13-7-20	0-0	0-0	1-0	9 0-1
2017	13-11	51-11-62	1.5-4	0-0	2-0	12 0-0
2018	9-8	29-13-42	0.5-0	0-0	8	0-0
Career	32-27	93-31-124	2.0-4	0-0	3-0	29 0-1

HENDERSON'S GAME-BY-GAME DEFENSIVE STATS

2016	Opp	S-A-Tot	TFL-Yds	Sk-Yds	Int-Yds	PBU	FF-FR
9/1	Tulane	0-0-0	0-0	0-0	0-0	1	0-0
9/10	at Duke		--INJ--				
9/17	Delaware	0-0-0	0-0	0-0	0-0	2	0-0
9/24	at Indiana	3-0-3	0-0	0-0	0-0	2	0-0
10/1	at NC State	1-1-2	0-0	0-0	0-0	1	0-0
10/8	Syracuse	3-1-4	0-0	0-0	1-0	0	0-0
10/15	at Florida St.		--INJ--				
10/29	Army		--INJ--				
11/5	Virginia	1-2-3	0-0	0-0	0-0	0	0-0
11/12	at Louisville	0-0-0	0-0	0-0	0-0	0	0-1
11/19	Clemson	2-0-2	0-0	0-0	0-0	2	0-0
11/26	Boston College	1-1-2	0-0	0-0	0-0	0	0-0
12/27	vs. Temple	2-2-4	0-0	0-0	0-0	1	0-0

2017	Opp	S-A-Tot	TFL-Yds	Sk-Yds	Int-Yds	PBU	FF-FR
8/31	Presbyterian	0-0-0	0-0	0-0	0-0	1	0-0
9/9	at Boston Coll	4-0-4	0-0	0-0	0-0	2	0-0
9/16	Utah State	7-0-7	0-0	0-0	0-0	0	0-0
9/23	at App State	6-0-6	0-0	0-0	0-0	1	0-0
9/30	Florida State	4-3-7	1.0-2	0-0	0-0	2	0-0
10/7	at Clemson	8-1-9	0.5-2	0-0	1-0	0	0-0
10/21	at Ga Tech	2-0-2	0-0	0-0	0-0	1	0-0
10/28	Louisville	5-1-6	0-0	0-0	0-0	2	0-0
11/4	at Notre Dame	1-2-3	0-0	0-0	0-0	0	0-0
11/11	at Syracuse	3-0-3	0-0	0-0	0-0	0	0-0
11/18	NC State	4-1-5	0-0	0-0	0-0	1	0-0
11/25	Duke	7-1-8	0-0	0-0	1-0	1	0-0
12/29	vs. Texas A&M	0-2-2	0-0	0-0	0-0	1	0-0

2018	Opp	S-A-Tot	TFL-Yds	Sk-Yds	Int-Yds	PBU	FF-FR
8/30	at Tulane	1-0-1	0-0	0-0	0-0	1	0-0
9/8	Towson		--INJ--				
9/13	Boston College	2-2-4	0.5-0	0-0	0-0	0	0-0
9/22	Notre Dame	3-0-3	0-0	0-0	0-0	1	0-0
9/29	Rice	1-1-2	0-0	0-0	0-0	0	0-0
10/6	Clemson	3-3-6	0-0	0-0	0-0	0	0-0
10/20	at Florida State	1-0-1	0-0	0-0	0-0	0	0-0
10/27	at Louisville	6-1-7	0-0	0-0	0-0	4	0-0
11/3	Syracuse	3-1-4	0-0	0-0	0-0	0	0-0
11/8	at NC State	9-5-14	0-0	0-0	0-0	2	0-0
11/17	Pittsburgh		--INJ--				

KENDALL HINTON QUARTERBACK

R-Jr. ■ 6-0 ■ 195 ■ 2VL
Durham, N.C.
Southern Durham



2

2018 — Missed the first three games of the season for a violation of team rules ... Made season debut vs. Notre Dame (Sept. 22) and had three catches for 23 yards and a 23-yard touchdown run ... Played against Rice (Sept. 29) as a quarterback ... Had 92 yards rushing as a quarterback against Clemson (Oct. 6) ... Missed the Florida State game (Oct. 20), Syracuse (Nov. 3), NC State (Nov. 8) and Pittsburgh (Nov. 17) games due to injury and did not play against Louisville (Oct. 27).

HINTON'S CAREER PASSING STATS

G-GS	Cmp	Att	Pct	Yds	Int	TD	Lg/Opponent
2015	9-2	93	179	.520	929	5	4 78/Louisville
2016	3-1	11	19	.579	174	1	0 62/at Duke
2017	5-1	27	47	.574	399	0	4 43/Clemson
2018	3-0	2	8	.250	2	1	0 2/Rice
Career	20-4	133	253	.526	1,504	7	8 78/Louisville

HINTON'S GAME-BY-GAME PASSING STATS

2015	Opponent	Cmp	Att	Yds	Int	TD	TD Pass
9/3	Elon	9	13	65	0	0	--
9/12	at Syracuse		--DNP--				
9/19	at Army	15	27	159	2	0	--
9/26	Indiana	19	46	245	1	1	29
10/3	Florida State	27	42	215	1	1	7
10/10	at Boston Col.		--INJ--				
10/17	at UNC	4	8	21	0	0	--
10/24	NC State	12	22	107	0	0	--
10/30	Louisville	3	11	95	1	1	78
11/14	at Notre Dame	0	0	0	0	0	--
11/21	at Clemson	4	7	22	0	1	30
11/28	Duke		--SICK--				

2016	Opponent	Cmp	Att	Yds	Int	TD	TD Pass
9/1	Tulane	3	4	17	0	0	--
9/10	at Duke	6	11	133	1	0	--
9/17	Delaware	2	4	24	0	0	--
9/24	at Indiana		--INJ--				
10/1	at NC State		--INJ--				
10/8	Syracuse		--INJ--				
10/15	at Florida State		--INJ--				
10/29	Army West Point		--INJ--				
11/5	Virginia		--INJ--				
11/12	at Louisville		--INJ--				
11/19	Clemson		--INJ--				
11/26	Boston College		--INJ--				
12/27	vs. Temple		--INJ--				

2017	Opponent	Cmp	Att	Yds	Int	TD	TD Pass
8/31	Presbyterian	7	8	124	0	2	42, 29
9/9	at Boston College		--DNP--				
9/16	Utah State	4	5	55	0	0	--
9/23	at App State		--DNP--				
9/30	Florida State		--DNP--				
10/7	at Clemson	14	30	203	0	2	16, 11
10/21	at Georgia Tech		--DNP--				
10/28	Louisville		--DNP--				
11/4	at Notre Dame	2	3	17	0	0	--
11/11	at Syracuse		--DNP--				
11/18	NC State		--DNP--				
11/25	Duke	0	1	0	0	0	--
12/29	vs. Texas A&M		--DNP--				

2018	Opponent	Cmp	Att	Yds	Int	TD	TD Pass
8/30	at Tulane		--SUSP--				
9/8	Towson		--SUSP--				
9/13	Boston College		--SUSP--				
9/22	Notre Dame	0	0	0	0	0	--
9/29	Rice	2	3	2	1	0	--
10/6	Clemson	0	5	0	0	0	--
10/20	at Florida State		--INJ--				
10/27	at Louisville		--DNP--				
11/3	Syracuse		--INJ--				
11/8	at NC State		--INJ--				
11/17	Pittsburgh		--INJ--				

HINTON'S CAREER RUSHING STATS

G-GS	Att	Yds	Avg	TD	Lg/Opponent
2015	9-2	93	390	4.2	7 69/NC State
2016	3-1	25	125	5.0	2 32/at Duke
2017	5-1	46	190	4.1	1 37/Clemson
2018	3-0	18	138	7.7	1 53/Clemson
Career	20-4	182	843	4.6	11 69/NC State

HINTON'S GAME-BY-GAME RUSHING STATS

2015	Opponent	Att	Yds	Avg	TD	TD Yds
9/3	Elon	2	12	6.0	0	--
9/12	at Syracuse		--DNP--			
9/19	at Army	17	101	5.9	2	15, 7
9/26	Indiana	22	57	2.6	2	15, 14
10/3	Florida State	13	48	3.7	0	--
10/10	at Boston Col.		--INJ--			
10/17	at UNC	7	37	5.3	0	--
10/24	NC State	13	75	5.8	2	69, 1
10/30	Louisville	8	-14	-1.8	0	--
11/14	at Notre Dame	4	23	5.8	0	--
11/21	at Clemson	7	51	7.3	1	8
11/28	Duke		--SICK--			

2016	Opponent	Att	Yds	Avg	TD	TD Yds
9/1	Tulane	8	24	3.0	1	1
9/10	at Duke	11	63	5.7	0	--
9/17	Delaware	6	38	6.3	1	10
9/24	at Indiana		--INJ--			
10/1	at NC State		--INJ--			
10/8	Syracuse		--INJ--			
10/15	at Florida State		--INJ--			
10/29	Army West Point		--INJ--			
11/5	Virginia		--INJ--			
11/12	at Louisville		--INJ--			
11/19	Clemson		--INJ--			
11/26	Boston College		--INJ--			
12/27	vs. Temple		--INJ--			

2017	Opponent	Att	Yds	Avg	TD	TD Yds
8/31	Presbyterian	6	22	3.7	1	1
9/9	at Boston College		--DNP--			
9/16	Utah State	7	4	0.6	0	--
9/23	at App State		--DNP--			
9/30	Florida State		--DNP--			
10/7	at Clemson	24	92	3.8	0	--
10/21	at Georgia Tech		--DNP--			
10/28	Louisville		--DNP--			
11/4	at Notre Dame	5	39	7.8	0	--
11/11	at Syracuse		--DNP--			
11/18	NC State		--DNP--			
11/25	Duke	4	33	8.3	0	--
12/29	vs. Texas A&M		--DNP--			

2018	Opponent	Att	Yds	Avg	TD	TD Yds
8/30	at Tulane		--SUSP--			
9/8	Towson		--SUSP--			
9/13	Boston College		--SUSP--			
9/22	Notre Dame	1	23	23.0	1	23
9/29	Rice	6	23	3.8	0	--
10/6	Clemson	11	92	8.4	0	--
10/20	at Florida State		--INJ--			
10/27	at Louisville		--DNP--			
11/3	Syracuse		--INJ--			
11/8	at NC State		--INJ--			
11/17	Pittsburgh		--INJ--			

SULAIMAN KAMARA DEFENSIVE LINE

R-So. ■ 6-2 ■ 290 ■ 1VL
Richmond, Va.
Hermitage



90

2018 — Tied a career high with four tackles and a fumble recovery at Tulane (Aug. 30) ... Had three tackles, including his first-career half-sack vs. Towson (Sept. 8) ... Tied a career high with four tackles vs. Rice (Sept. 29) ... Had three tackles, including one TFL, vs. Syracuse (Nov. 3) ... Tied a career high with four tackles vs. Pittsburgh (Nov. 17).

WAKE FOREST FOOTBALL

MAYS' CAREER DEFENSIVE STATS

	G-GS	S-A-Tot	TFL-Yds	Sk-Yds	Int-Yds	PBU	FF-FR
2016	13-0	4-0-4	0-0	0-0	0-0	0	0-0
2017	9-0	2-1-3	0-0	0-0	0-0	0	0-0
2018	3-0	7-5-12	0-0	0-0	0-0	0	0-0
Career	25-0	13-6-19	0-0	0-0	0-0	0	0-0

MAYS' GAME-BY-GAME DEFENSIVE STATS

2016	Opp	S-A-Tot	TFL-Yds	Sk-Yds	Int-Yds	PBU	FF-FR
9/1	Tulane	0-0-0	0-0	0-0	0-0	0	0-0
9/10	at Duke	0-0-0	0-0	0-0	0-0	0	0-0
9/17	Delaware	0-0-0	0-0	0-0	0-0	0	0-0
9/24	at Indiana	0-0-0	0-0	0-0	0-0	0	0-0
10/1	at NC State	0-0-0	0-0	0-0	0-0	0	0-0
10/8	Syracuse	1-0-1	0-0	0-0	0-0	0	0-0
10/15	at Florida St.	0-0-0	0-0	0-0	0-0	0	0-0
10/29	Army	0-0-0	0-0	0-0	0-0	0	0-0
11/5	Virginia	0-0-0	0-0	0-0	0-0	0	0-0
11/12	at Louisville	1-0-1	0-0	0-0	0-0	0	0-0
11/19	Clemson	0-0-0	0-0	0-0	0-0	0	0-0
11/26	Boston College	1-0-1	0-0	0-0	0-0	0	0-0
12/27	vs. Temple	1-0-1	0-0	0-0	0-0	0	0-0

2017	Opp	S-A-Tot	TFL-Yds	Sk-Yds	Int-Yds	PBU	FF-FR
8/31	Presbyterian	1-0-1	0-0	0-0	0-0	0	0-0
9/9	at Boston Col.	0-0-0	0-0	0-0	0-0	0	0-0
9/16	Utah State	--INJ--					
9/23	at App State	--INJ--					
9/30	Florida State	--INJ--					
10/7	at Clemson	1-0-1	0-0	0-0	0-0	0	0-0
10/21	at Ga. Tech	0-0-0	0-0	0-0	0-0	0	0-0
10/28	Louisville	0-0-0	0-0	0-0	0-0	0	0-0
11/4	at Notre Dame	0-0-0	0-0	0-0	0-0	0	0-0
11/11	at Syracuse	--DNP--					
11/18	NC State	0-0-0	0-0	0-0	0-0	0	0-0
11/25	Duke	0-0-0	0-0	0-0	0-0	0	0-0
12/29	vs. Texas A&M	0-1-1	0-0	0-0	0-0	0	0-0

2018	Opp	S-A-Tot	TFL-Yds	Sk-Yds	Int-Yds	PBU	FF-FR
8/30	at Tulane	--DNP--					
9/8	Towson	5-3-8	0-0	0-0	0-0	0	0-0
9/13	Boston College	2-0-2	0-0	0-0	0-0	0	0-0
9/22	Notre Dame	0-2-2	0-0	0-0	0-0	0	0-0
9/29	Rice	--INJ--					
10/6	Clemson	--INJ--					
10/20	at Florida State	--INJ--					
10/27	at Louisville	--INJ--					
11/3	Syracuse	--INJ--					
11/8	at NC State	--INJ--					
11/17	Pittsburgh	--INJ--					

JAMIE NEWMAN QUARTERBACK

R-So. ■ 6-4 ■ 230 ■ 1VL
Graham, N.C.
Graham



12

2018 — Made his first appearance of the season and had a career-game against Notre Dame (Sept. 22), finishing 4-for-7 through the air for 29 yards with a long of 13. Also rushed eight times for 73 yards and one touchdown, the first of his career ... Went 3-for-8 passing for a career-high 46 yards against Florida State (Oct. 20) ... Made his first career start at quarterback against NC State (Nov. 8) and completed a career-high 22 passes on 33 attempts for 297 yards and three scores. Also added 44 yards on 13 rushing attempts against the Wolfpack ... Threw for 206 yards and one touchdown against Pittsburgh (Nov. 17).

NEWMAN'S CAREER PASSING STATS

	G-GS	Cmp	Att	Pct	Yds	Int	TD	Lg/Opponent
2017	3-0	2	4	.500	8	1	0	5/Presbyterian
2018	4-2	44	78	.564	578	3	4	43/NC State
Career	7-2	46	82	.561	586	4	4	43/NC State

NEWMAN'S GAME-BY-GAME PASSING STATS

2017	Opponent	Cmp	Att	Yds	Int	TD	TD Pass
8/31	Presbyterian	2	4	8	1	0	--
9/9	at Boston College	--DNP--					
9/16	Utah State	0	0	0	0	0	--
9/23	at App State	--DNP--					

9/30	Florida State	--DNP--						
10/7	at Clemson	--DNP--						
10/21	at Georgia Tech	--DNP--						
10/28	Louisville	--DNP--						
11/4	at Notre Dame	0	0	0	0	0	--	
11/11	at Syracuse	--DNP--						
11/18	NC State	--DNP--						
11/25	Duke	--DNP--						
12/29	vs. Texas A&M	--DNP--						

2018	Opponent	Cmp	Att	Yds	Int	TD	TD Pass
8/30	at Tulane	--DNP--					
9/8	Towson	--DNP--					
9/13	Boston College	--DNP--					
9/22	Notre Dame	4	7	29	1	0	--
9/29	Rice	--DNP--					
10/6	Clemson	--DNP--					
10/20	at Florida State	3	8	46	0	0	--
10/27	Louisville	--DNP--					
11/3	Syracuse	--DNP--					
11/8	NC State	22	33	297	0	3	38,19,32
11/17	Pittsburgh	15	30	206	2	1	28

NEWMAN'S CAREER RUSHING STATS

	G-GS	Att	Yds	Avg	TD	Lg/Opponent
2017	3-0	1	5	5.0	0	5/Presbyterian
2018	4-2	28	106	3.7	1	15/Notre Dame
Career	7-2	29	111	3.8	1	15/Notre Dame

NEWMAN'S GAME-BY-GAME RUSHING STATS

2017	Opponent	Att	Yds	Avg	TD	TD Yds
8/31	Presbyterian	1	5	5.0	0	--
9/9	at Boston College	--DNP--				
9/16	Utah State	0	0	0	0	--
9/23	at App State	--DNP--				
9/30	Florida State	--DNP--				
10/7	at Clemson	--DNP--				
10/21	at Georgia Tech	--DNP--				
10/28	Louisville	--DNP--				
11/4	at Notre Dame	0	0	0	0	--
11/11	at Syracuse	--DNP--				
11/18	NC State	--DNP--				
11/25	Duke	--DNP--				
12/29	vs. Texas A&M	--DNP--				

2018	Opponent	Att	Yds	Avg	TD	TD Yds
8/30	at Tulane	--DNP--				
9/8	Towson	--DNP--				
9/13	Boston College	--DNP--				
9/22	Notre Dame	8	73	9.1	1	15
9/29	Rice	--INJ--				
10/6	Clemson	--DNP--				
10/20	at Florida State	4	-3	-0.8	0	--
10/27	Louisville	--DNP--				
11/3	Syracuse	--DNP--				
11/8	at NC State	13	44	3.4	0	--
11/16	Pittsburgh	3	-8	-2.6	0	--

TRAVEON REDD DEFENSIVE BACK

R-So. ■ 6-0 ■ 195 ■ 1VL
Martinsville, Va.
Magna Vista



17

2018 — Made his return to the field after missing all of the 2017 season with injury, finishing with four tackles against Tulane (Aug. 30) ... Tallied a career-high five tackles against Towson (Sept. 8) ... Registered four tackles against Syracuse as well as a three-yard TFL, the first of his career.

REDD'S CAREER DEFENSIVE STATS

	G-GS	S-A-Tot	TFL-Yds	Sk-Yds	Int-Yds	PBU	FF-FR
2016	11-0	7-2-9	0-0	0-0	0-0	0	0-0
2017	--INJ--						
2018	11-0	10-7-17	1.5-3	0-0	0-0	1	0-0
Career	22-0	17-9-26	1.5-3	0-0	0-0	1	0-0

REDD'S GAME-BY-GAME DEFENSIVE STATS

2016	Opp	S-A-Tot	TFL-Yds	Sk-Yds	Int-Yds	PBU	FF-FR
9/1	Tulane	--DNP--					
9/10	at Duke	0-0-0	0-0	0-0	0-0	0	0-0
9/17	Delaware	2-0-2	0-0	0-0	0-0	0	0-0
9/24	at Indiana	1-0-1	0-0	0-0	0-0	0	0-0
10/1	at NC State	0-0-0	0-0	0-0	0-0	0	0-0
10/8	Syracuse	1-1-2	0-0	0-0	0-0	0	0-0
10/15	at Florida St.	0-0-0	0-0	0-0	0-0	0	0-0
10/29	Army	0-0-0	0-0	0-0	0-0	0	0-0
11/5	Virginia	1-1-2	0-0	0-0	0-0	0	0-0
11/12	at Louisville	--DNP--					
11/19	Clemson	0-0-0	0-0	0-0	0-0	0	0-0
11/26	Boston College	0-0-0	0-0	0-0	0-0	0	0-0
12/27	vs. Temple	2-0-2	0-0	0-0	0-0	0	0-0

2018	Opp	S-A-Tot	TFL-Yds	Sk-Yds	Int-Yds	PBU	FF-FR
8/30	at Tulane	2-2-4	0-0	0-0	0-0	0	0-0
9/8	Towson	3-2-5	0-0	0-0	0-0	1	0-0
9/13	Boston College	0-0-0	0-0	0-0	0-0	0	0-0
9/22	Notre Dame	1-0-1	0-0	0-0	0-0	0	0-0
9/29	Rice	0-0-0	0-0	0-0	0-0	0	0-0
10/6	Clemson	1-0-1	0-0	0-0	0-0	0	0-0
10/20	at Florida State	0-0-0	0-0	0-0	0-0	0	0-0
10/27	at Louisville	1-0-1	0-0	0-0	0-0	0	0-0
11/3	Syracuse	2-2-4	1.0-3	0-0	0-0	0	0-0
11/8	at NC State	0-0-0	0-0	0-0	0-0	0	0-0
11/17	Pittsburgh	0-1-1	0.5-0	0-0	0-0	0	0-0

ZEEK RODNEY DEFENSIVE LINE

R-Sr. ■ 6-1 ■ 305 ■ 3VL
Rock Hill, S.C.
South Pointear



93

2018 — Collected his first sack of the season against Tulane (Aug. 30), finishing with three total tackles ... Picked up a tackle for loss, four QB hurries, and a pass breakup against Towson (Sept. 8) ... Picked up a career-high seven total tackles against Boston College (Sept. 13) while adding 1.5 tackles for loss ... Forced his first career fumble against Rice (Sept. 29) and added one solo stop for a four-yard loss ... Picked up two tackles and 0.5 TFL against Syracuse (Nov. 3) and NC State (Nov. 8) ... Made three solo tackles and a TFL of three yards against Pittsburgh (Nov. 17).

RODNEY'S CAREER DEFENSIVE STATS

	G-GS	S-A-Tot	TFL-Yds	Sk-Yds	Int-Yds	PBU	FF-FR
2014	9-0	2-5-7	2.0-9	1.5-6	0-0	0	0-0
2015	12-12	7-15-22	2.0-5	0-0	0-0	0	0-0
2016	--DNP--						
2017	12-10	14-15-29	8.5-28	1.0-11	0-0	0	0-0
2018	11-11	8-16-24	6.5-15	1.0-4	0-0	1	1-0
Career	44-33	31-51-82	19-57	3.5-21	0-0	1	1-0

RODNEY'S GAME-BY-GAME DEFENSIVE STATS

2014	Opp	S-A-Tot	TFL-Yds	Sk-Yds	Int-Yds	PBU	FF-FR
8/28	at ULM	0-1-1	0-0	0-0	0-0	0	0-0
9/6	Gardner-Webb	1-0-1	0-0	0-0	0-0	0	0-0
9/13	at Utah State	0-1-1	0-0	0-0	0-0	0	0-0
9/20	Army	0-0-0	0-0	0-0	0-0	0	0-0
9/27	at Louisville	--DNP--					
10/4	at Florida State	0-1-1	0-0	0-0	0-0	0	0-0
10/18	Syracuse	--DNP--					
10/25	Boston College	--DNP--					
11/6	Clemson	0-0-0	0-0	0-0	0-0	0	0-0
11/15	at NC State	0-1-1	0.5-1	0.5-1	0-0	0	0-0
11/22	Virginia Tech	1-1-2	1.5-8				


WAKE FOREST FOOTBALL

2017	Opp	S-A-Tot	TFL-Yds	Sk-Yds	Int-Yds	PBU	FF-FR
8/31	Presbyterian	2-0-2	2.0-15	1.0-11	0-0	0	0-0
9/9	at Boston Col.	0-3-3	1.0-2	0-0	0-0	0	0-0
9/16	Utah State	1-0-0	0-0	0-0	0-0	0	0-0
9/23	at App State	3-3-6	2.0-3	0-0	0-0	0	0-0
9/30	Florida State	1-3-4	1.5-3	0-0	0-0	0	0-0
10/2	at Clemson	2-0-2	0-0	0-0	0-0	0	0-0
10/21	at Georgia Tech		--INJ--				
10/28	Louisville	0-0-0	0-0	0-0	0-0	0	0-0
11/4	at Notre Dame	0-0-0	0-0	0-0	0-0	0	0-0
11/11	at Syracuse	0-0-0	0-0	0-0	0-0	0	0-0
11/18	NC State	2-1-3	0-0	0-0	0-0	0	0-0
11/25	Duke	2-2-4	1.0-4	0-0	0-0	0	0-0
12/29	vs. Texas A&M	1-3-4	1.0-1	0-0	0-0	0	0-0

2018	Opp	S-A-Tot	TFL-Yds	Sk-Yds	Int-Yds	PBU	FF-FR
8/30	at Tulane	1-2-3	1.0-4	1.0-4	0-0	0	0-0
9/8	Towson	1-0-1	1.0-1	0-0	0-0	1	0-0
9/13	Boston College	1-6-7	1.5-2	0-0	0-0	0	0-0
9/22	Notre Dame	0-1-1	0-0	0-0	0-0	0	0-0
9/29	Rice	1-0-1	1.0-4	0-0	0-0	0	1-0
10/7	Clemson	1-0-1	0-0	0-0	0-0	0	0-0
10/20	at Florida State	0-1-1	0-0	0-0	0-0	0	0-0
10/27	at Louisville	0-2-2	0-0	0-0	0-0	0	0-0
11/3	Syracuse	0-2-2	0.5-0	0-0	0-0	0	0-0
11/8	at NC State	0-2-2	0.5-1	0-0	0-0	0	0-0
11/17	Pittsburgh	3-0-3	1.0-3	0-0	0-0	0	0-0

NICK SCIBA PLACEKICKER

Fr. ■ 5-9 ■ 185
Clover, S.C.
Clover



96

2018 — Made his collegiate debut against Tulane (Aug. 30), connecting on a 34-yard attempt in the third quarter ... Hit all three field goals against Towson (Sept. 8) including 35-yarder ... Went 2-for-2 with a 27-yard and a 23-yard field goal along with four PATs against Boston College (Sept. 13) ... Kicked a career-long 39-yard field goal against Notre Dame (Sept. 22) ... Went 8-for-8 on PATs in Wake Forest's win over Louisville (Oct. 27) ... Made three PATs and one field goal against Syracuse (Nov. 3) ... Made a career-long 47 yard field goal at NC State (Nov. 8) ... Went 2-for-2 against Pittsburgh (Nov. 17).

SCIBA'S CAREER KICKING STATS

	FG-A	Pct.	0-19	20-29	30-39	40-49	50+	PAT	PTS
2018	15-18	.833	0-0	7-8	7-9	1-1	0-0	39-39	84
TOTALS	15-18	.833	0-0	7-8	7-9	1-1	0-0	39-39	84

2018 Field Goal Sequence (Made/Missed):

At Tulane: 23, 34
Towson: 35, 27, 27
Boston College: 27, 23
Notre Dame: 38, 30, 39, 38
Clemson: 25
Florida State: 32
At Louisville: --
Syracuse: 22
NC State: 47, 34
Pittsburgh: 32, 20

JAKE SIMPSON LINEBACKER

So. ■ 6-0 ■ 220 ■ 1VL
Buford, Ga.
Buford



15

2018 — Recorded a pass breakup in Wake's win over Towson (Sept. 8) ... Picked up a two-yard tackle for loss against Clemson (Oct. 7).

SIMPSON'S CAREER DEFENSIVE STATS

	G-GS	S-A-Tot	TFL-Yds	Sk-Yds	Int-Yds	PBU	FF-FR
2017	12-0	3-1-4	0-0	0-0	0-0	0	0-0
2018	9-0	2-0-2	1.0-2	0-0	0-0	1	0-0
Career	21-0	5-1-6	1.0-2	0-0	0-0	1	0-0

SIMPSON'S GAME-BY-GAME DEFENSIVE STATS

2017	Opp	S-A-Tot	TFL-Yds	Sk-Yds	Int-Yds	PBU	FF-FR
8/31	Presbyterian	0-1-1	0-0	0-0	0-0	0	0-0
9/9	at Boston Col.	1-0-1	0-0	0-0	0-0	0	0-0
9/16	Utah State	1-0-1	0-0	0-0	0-0	0	0-0
9/23	at App State	0-0-0	0-0	0-0	0-0	0	0-0
9/30	Florida State	0-0-0	0-0	0-0	0-0	0	0-0
10/7	at Clemson	0-0-0	0-0	0-0	0-0	0	0-0
10/21	at Ga. Tech	0-0-0	0-0	0-0	0-0	0	0-0
10/28	Louisville	0-0-0	0-0	0-0	0-0	0	0-0
11/4	at Notre Dame	0-0-0	0-0	0-0	0-0	0	0-0
11/11	at Syracuse	1-0-1	0-0	0-0	0-0	0	0-0
11/18	NC State	0-0-0	0-0	0-0	0-0	0	0-0
11/25	Duke	0-0-0	0-0	0-0	0-0	0	0-0
12/29	vs. Texas A&M	0-0-0	0-0	0-0	0-0	0	0-0

2018	Opp	S-A-Tot	TFL-Yds	Sk-Yds	Int-Yds	PBU	FF-FR
8/30	at Tulane	1-0-1	0-0	0-0	0-0	0	0-0
9/8	Towson	0-0-0	0-0	0-0	0-0	1	0-0
9/13	Boston College	0-0-0	0-0	0-0	0-0	0	0-0
9/22	Notre Dame	0-0-0	0-0	0-0	0-0	0	0-0
9/29	Rice	0-0-0	0-0	0-0	0-0	0	0-0
10/7	Clemson	1-0-1	1.0-2	0-0	0-0	0	0-0
10/20	at Florida State	0-0-0	0-0	0-0	0-0	0	0-0
10/27	at Louisville	0-0-0	0-0	0-0	0-0	0	0-0
11/3	Syracuse	--DNP--					
11/8	at NC State	--DNP--					
11/17	Pittsburgh	0-0-0	0-0	0-0	0-0	0	0-0

RYAN SMENDA, JR. LINEBACKER

Fr. ■ 6-2 ■ 230
Orange Park, Fla.
Fleming Island



45

2018 — Was one of six true freshmen to make their collegiate debut against Tulane (Aug. 30), finishing with a pair of tackles ... Collected a career-high five tackles against Towson (Sept. 8), including his first career sack ... Recorded two tackles against Boston College (Sept. 13) and half a tackle for loss ... Picked up three tackles against Notre Dame (Sept. 22) and recovered the first fumble of his career for 17 yards ... Missed the Rice (Sept. 29), Clemson (Oct. 6) and Florida State (Oct. 20) games due to injury ... Returned against Syracuse (Nov. 3) and made three tackles ... Tied a career-high with five tackles against NC State (Nov. 8) and added a TFL of two yards ... Missed the Pittsburgh (Nov. 17) game due to injury.

SMENDA'S CAREER DEFENSIVE STATS

	G-GS	S-A-Tot	TFL-Yds	Sk-Yds	Int-Yds	PBU	FF-FR
2018	7-0	9-11-20	2.5-10	1.0-6	0-0	0	0-1
Career	7-0	9-11-20	2.5-10	1.0-6	0-0	0	0-1

SMENDA'S GAME-BY-GAME DEFENSIVE STATS

2018	Opp	S-A-Tot	TFL-Yds	Sk-Yds	Int-Yds	PBU	FF-FR
8/30	at Tulane	1-1-2	0-0	0-0	0-0	0	0-0
9/8	Towson	2-3-5	1.0-6	1.0-6	0-0	0	0-0
9/13	Boston College	0-2-2	0.5-2	0-0	0-0	0	0-0
9/22	Notre Dame	2-1-3	0-0	0-0	0-0	0	0-1
9/29	Rice	--INJ--					
10/7	Clemson	--INJ--					
10/20	at Florida State	--INJ--					
10/27	at Louisville	0-0-0	0-0	0-0	0-0	0	0-0
11/3	Syracuse	2-1-3	0-0	0-0	0-0	0	0-0
11/8	at NC State	2-3-5	1.0-2	0-0	0-0	0	0-0
11/17	Pittsburgh	--INJ--					

JUSTIN STRNAD LINEBACKER

R-Jr. ■ 6-3 ■ 230 ■ 2VL
Palm Harbor, Fla.
East Lake



23

2018 — Made his first career start against Tulane (Aug. 30), finishing with the seven total tackles, including a sack ... Collected four total tackles in a win over Towson (Sept. 8) ... Tied what was then a career high with 10 tackles against Boston College (Sept. 13) ... Broke up a career-high two passes against Notre Dame (Sept. 22) ... Finished second on the team with seven tackles against Rice (Sept. 29) ... Tied for the team lead with what was then a career-high 12 tackles against Florida State (Oct. 20), including a tackle for loss and a touchdown-saving forced fumble ... Finished with 13 tackles in a win at Louisville (Oct. 27) while adding a pair of tackles for loss ... Had his third consecutive game with 10 or more tackles with a career-high 14 against Syracuse (Nov. 3), including a career-high 10 solo stops ... Recorded his fifth 10+ tackle game of the year against Pittsburgh (Nov. 17), tying for the team-high with 11.

STRNAD'S CAREER DEFENSIVE STATS

	G-GS	S-A-Tot	TFL-Yds	Sk-Yds	Int-Yds	PBU	FF-FR
2016	13-0	12-7-19	0-0	0-0	0-0	0	0-0
2017	13-0	32-19-51	8.5-34	4.5-22	3-44	1	2-1
2018	11-11	52-37-89	7.5-16	1.5-6	0-0	5	1-0
Career	37-11	96-63-159	16.0-50	6.0-28	3-44	6	3-1

STRNAD'S GAME-BY-GAME DEFENSIVE STATS

2016	Opp	S-A-Tot	TFL-Yds	Sk-Yds	Int-Yds	PBU	FF-FR
9/1	Tulane	0-0-0	0-0	0-0	0-0	0	0-0
9/10	at Duke	1-0-1	0-0	0-0	0-0	0	0-0
9/17	Delaware	1-3-4	0-0	0-0	0-0	0	0-0
9/24	at Indiana	3-0-3	0-0	0-0	0-0	0	0-0
10/1	at NC State	3-1-4	0-0	0-0	0-0	0	0-0
10/8	Syracuse	0-1-1	0-0	0-0	0-0	0	0-0
10/15	at Florida St	0-0-0	0-0	0-0	0-0	0	0-0
10/29	Army	0-0-0	0-0	0-0	0-0	0	0-0
11/5	Virginia	1-1-2	0-0	0-0	0-0	0	0-0
11/12	at Louisville	2-0-2	0-0	0-0	0-0	0	0-0
11/19	Clemson	1-1-2	0-0	0-0	0-0	0	0-0
11/26	Boston College	0-0-0	0-0	0-0	0-0	0	0-0
12/27	vs. Temple	0-0-0	0-0	0-0	0-0	0	0-0

2017	Opp	S-A-Tot	TFL-Yds	Sk-Yds	Int-Yds	PBU	FF-FR
8/31	Presbyterian	4-0-4	2.0-4	0-0	1-22	0	0-0
9/9	at Boston Col.	1-0-1	0-0	0-0	0-0	0	0-0
9/16	Utah State	2-0-2	1.0-1	1.0-1	0-0	0	0-0
9/23	at App State	1-1-2	1.5-7	0-0	0-0	0	0-0
9/30	Florida State	0-2-2	0-0	0-0	0-0	0	0-0
10/7	at Clemson	3-2-5	0-0	0-0	0-0	0	0-0
10/21	at Ga. Tech	1-1-2	0-0	0-0	0-0	0	0-0
10/28	Louisville	6-3-10	2.5-11	2.5-11	0-0	0	1-0
11/4	at Notre Dame	3-2-5	0-0	0-0	0-0	0	0-0
11/11	at Syracuse	4-1-5	0-0	0-0	1-0	0	0-0
11/18	NC State	1-1-2	0-0	0-0	0-0	0	0-0
11/25	Duke	2-0-2	0-0	0-0	1-22	0	0-0
12/29	vs. Texas A&M	4-6-10	1.5-11	1.0-10	0-0	1	1-1

2018	Opp	S-A-Tot	TFL-Yds	Sk-Yds	Int-Yds	PBU	FF-FR
8/30	at Tulane	3-4-7	1.0-5	1.0-5	0-0	0	0-0
9/8	Towson	3-1-4	0-0	0-0	0-0	0	0-0
9/13	Boston College	3-7-10	1.5-5	0.5-1	0-0	0	0-0
9/22	Notre Dame	2-2-4	0-0	0-0	0-0	2	0-0
9/29	Rice	6-1-7	0-0	0-0	0-0	0	0-0
10/6	Clemson	0-2-2	0-0	0-0	0-0	0	0-0
10/20	at Florida State	7-5-12	1.0-2	0-0	0-0	0	1-0
10/27	at Louisville	9-4-13	2.0-2	0-0	0-0	0	0-0
11/3	Syracuse	10-4-14	0.5-0	0-0	0-0	2	0-0
11/8	at NC State	3-2-5	1.5-2	0-0	0-0	0	0-0
11/17	Pittsburgh	6-5-11	0-0	0-0	0-0	1	0-0

WAKE FOREST FOOTBALL

SAGE SURRATT WIDE RECEIVER

R-Fr. ■ 6-3 ■ 215
Lincolnton, N.C.
Lincolnton



14

2018 — In his college debut against Tulane (Aug. 30), Surratt finished with a team-high 150 receiving yards on 11 catches, while making his first career start ... Caught four passes for 63 yards, including a season-long 41-yard completion, against Towson (Sept. 8) ... Caught his first career touchdown against Boston College (Sept. 13) ... Recorded his second touchdown of the season with a nine-yard catch against Florida State (Oct. 20) ... Finished second on the team with 56 receiving yards against Syracuse (Nov. 3). Had the second 100-yard receiving game of his career against NC State (Nov. 8) finishing with a team-best eight catches for 109 yards. Had a 43-yard highlight-reel reception which was No. 6 on SportsCenter's Top 10 ... Finished with a team-leading 67 yards receiving against Pittsburgh (Nov. 17).

SURRATT'S CAREER RECEIVING STATS

	G-GS	Rec	Yds	Avg	TD	Lg/Opponent
2018	11-7	36	545	15.1	2	43/at NC State
Career	11-7	36	545	15.1	2	43/at NC State

SURRATT'S GAME-BY-GAME RECEIVING STATS

2018	Opponent	Rec	Yds	Avg	TD	TDYds
8/30	at Tulane	11	150	13.6	0	--
9/8	Towson	4	63	15.8	0	--
9/13	Boston College	3	50	16.7	1	5
9/22	Notre Dame	0	0	0.0	0	--
9/29	Rice	1	17	17.0	0	--
10/6	Clemson	0	0	0.0	0	--
10/20	at Florida State	3	33	11.1	1	9
10/27	at Louisville	0	0	0.0	0	--
11/3	Syracuse	3	56	18.7	0	--
11/8	at NC State	8	109	13.6	0	--
11/17	Pittsburgh	3	67	22.3	0	--

JA'SIR TAYLOR DEFENSIVE BACK

So. ■ 5-10 ■ 190 ■ 1VL
Asbury Park, N.J.
Brick Township



24

2018 — Broke up a career-high three passes while adding three tackles in a win over Tulane (Aug. 30) ... Made first start of the season against Towson (Sept. 8), registering three tackles and one pass breakup ... Talled his first tackle for loss of his career against Boston College (Sept. 13) ... Tied a career high with five tackles against Rice (Sept. 29) ... Added three solo stops against Louisville (Oct. 27).

TAYLOR'S CAREER DEFENSIVE STATS

	G-GS	S-A-Tot	TFL-Yds	Sk-Yds	Int-Yds	PBU	FF-FR
2017	13-2	24-3-27	0-0	0-0	0-0	5	0-0
2018	11-3	18-4-22	1.0-3	0-0	0-0	5	0-0
Career	24-5	42-7-49	1.0-3	0-0	0-0	10	0-0

TAYLOR'S GAME-BY-GAME DEFENSIVE STATS

2017	Opp	S-A-Tot	TFL-Yds	Sk-Yds	Int-Yds	PBU	FF-FR
8/31	Presbyterian	2-0-2	0-0	0-0	0-0	0	0-0
9/9	at Boston Col.	2-0-2	0-0	0-0	0-0	0	0-0
9/16	Utah State	1-0-1	0-0	0-0	0-0	0	0-0
9/23	at App State	3-2-5	0-0	0-0	0-0	2	0-0
9/30	Florida State	1-0-1	0-0	0-0	0-0	0	0-0
10/7	at Clemson	1-0-1	0-0	0-0	0-0	0	0-0
10/21	at Ga. Tech	0-0-0	0-0	0-0	0-0	0	0-0
10/28	Louisville	0-0-0	0-0	0-0	0-0	0	0-0
11/4	at Notre Dame	4-0-4	0-0	0-0	0-0	1	0-0
11/11	at Syracuse	4-1-5	0-0	0-0	0-0	1	0-0
11/28	NC State	5-0-5	0-0	0-0	0-0	1	0-0
11/25	Duke	0-0-0	0-0	0-0	0-0	0	0-0
12/29	vs. Texas A&M	1-0-1	0-0	0-0	0-0	0	0-0
2018	Opp	S-A-Tot	TFL-Yds	Sk-Yds	Int-Yds	PBU	FF-FR

8/30	at Tulane	3-0-3	0-0	0-0	0-0	3	0-0
9/8	Towson	3-0-3	0-0	0-0	0-0	1	0-0
9/13	Boston College	1-1-2	1.0-3	0-0	0-0	0	0-0
9/22	Notre Dame	1-0-1	0-0	0-0	0-0	0	0-0
9/29	Rice	3-2-5	0-0	0-0	0-0	0	0-0
10/6	Clemson	0-0-0	0-0	0-0	0-0	0	0-0
10/20	at Florida State	0-0-0	0-0	0-0	0-0	1	0-0
10/27	at Louisville	3-0-3	0-0	0-0	0-0	0	0-0
11/3	Syracuse	1-0-1	0-0	0-0	0-0	0	0-0
11/8	at NC State	2-1-3	0-0	0-0	0-0	0	0-0
11/17	Pittsburgh	1-0-1	0-0	0-0	0-0	0	0-0

CHUCK WADE, JR. DEFENSIVE BACK

Sr. ■ 6-0 ■ 200 ■ 3VL
Jacksonville, Fla.
Bishop Kenny



9

2018 — Elected team captain for 2018 ... Spent his first three seasons as a wide receiver before moving to defensive back in the spring of 2018 ... Made his first career start on the defensive side of the ball against Tulane (Aug. 30), finishing with four total tackles ... Finished with the third-most tackles on the team against Towson (Sept. 8), collecting a pair of solo stops and five assisted tackles ... Added five tackles against Boston College (Sept. 13) ... Posted a career-high with seven total tackles against Notre Dame (Sept. 22), including a career-best six solo stops ... Scored his first career defensive touchdown against Rice (Sept. 29), returning an interception 60 yards ... Broke up his first career pass against Florida State (Oct. 20) ... Fell one tackle shy of matching his career-high against Syracuse (Nov. 3), finishing with seven stops ... Finished third on the team with eight tackles against NC State (Nov. 8), tying a season high, while adding his first career TFL ... Added seven tackles against Pittsburgh (Nov. 17), his fifth game with seven or more tackles.

WADE'S CAREER DEFENSIVE STATS

	G-GS	S-A-Tot	TFL-Yds	Sk-Yds	Int-Yds	PBU	FF-FR
2018	11-11	29-28-57	1.0-2	0-0	1-60	1	0-0
Career	11-11	29-28-57	1.0-2	0-0	1-60	1	0-0

WADE'S GAME-BY-GAME DEFENSIVE STATS

2018	Opp	S-A-Tot	TFL-Yds	Sk-Yds	Int-Yds	PBU	FF-FR
8/30	at Tulane	1-3-4	0-0	0-0	0-0	0	0-0
9/8	Towson	2-5-7	0-0	0-0	0-0	0	0-0
9/13	Boston College	3-2-5	0-0	0-0	0-0	0	0-0
9/22	Notre Dame	6-2-8	0-0	0-0	0-0	0	0-0
9/29	Rice	2-2-4	0-0	0-0	1-60	0	0-0
10/6	Clemson	2-0-2	0-0	0-0	0-0	0	0-0
10/20	at Florida State	0-2-2	0-0	0-0	0-0	1	0-0
10/27	at Louisville	0-3-3	0-0	0-0	0-0	0	0-0
11/3	Syracuse	6-1-7	0-0	0-0	0-0	0	0-0
11/8	at NC State	2-6-8	1.0-2	0-0	0-0	0	0-0
11/17	Pittsburgh	5-2-7	0-0	0-0	0-0	0	0-0

WADE'S CAREER RECEIVING STATS

	G-GS	Rec	Yds	Avg	TD	Lg/Opponent
2015	12-0	33	348	10.5	1	33/Elon
2016	13-5	24	245	10.2	1	51/Clemson
2017	13-12	19	245	12.9	1	44/Louisville
Career	38-17	76	838	11.0	3	51/Clemson

MANNY WALKER DEFENSIVE LINE

R-So. ■ 6-4 ■ 245
Holly Hill, S.C.
Lake Marion



94

2018 — Made his collegiate debut against Tulane (Aug. 30) after missing all of last season with an injury ... Recorded his first collegiate sack as well as his first career tackles against Towson (Sept. 8) ... Matched a season best with three tackles against Rice (Sept. 29) while recording a pair of tackles for loss ... Tied a career high with three tackles against Syracuse (Nov. 3) while picking up his second sack of the season.

WALKER'S CAREER DEFENSIVE STATS

	G-GS	S-A-Tot	TFL-Yds	Sk-Yds	Int-Yds	PBU	FF-FR
2017	--	--	--	--	--	--	--
2018	11-0	7-3-10	4.0-13	2.0-11	0-0	0	0-0
Career	11-0	7-3-10	4.0-13	2.0-11	0-0	0	0-0

WALKER'S GAME-BY-GAME DEFENSIVE STATS

2018	Opp	S-A-Tot	TFL-Yds	Sk-Yds	Int-Yds	PBU	FF-FR
8/30	at Tulane	0-0-0	0-0	0-0	0-0	0	0-0
9/8	Towson	1-2-3	1.0-9	1.0-9	0-0	0	0-0
9/13	Boston College	0-0-0	0-0	0-0	0-0	0	0-0
9/22	Notre Dame	0-0-0	0-0	0-0	0-0	0	0-0
9/29	Rice	2-1-3	2.0-2	0-0	0-0	0	0-0
10/6	Clemson	1-0-1	0-0	0-0	0-0	0	0-0
10/20	at Florida State	0-0-0	0-0	0-0	0-0	0	0-0
10/27	at Louisville	0-0-0	0-0	0-0	0-0	0	0-0
11/3	Syracuse	3-0-3	1.0-2	1.0-2	0-0	0	0-0
11/8	at NC State	0-0-0	0-0	0-0	0-0	0	0-0
11/17	Pittsburgh	0-0-0	0-0	0-0	0-0	0	0-0

SCOTTY WASHINGTON WIDE RECEIVER

R-Jr. ■ 6-5 ■ 220 ■ 2VL
Washington, D.C.
St. John's



7

2018 — Missed the Tulane (Aug. 30) and Towson (Sept. 8) games due to injury ... Returned to action against Boston College (Sept. 13) ... Caught his first pass of the season against Notre Dame (Sept. 22), finishing with two catches for 24 yards ... Made his first start of the season against Florida State (Oct. 20), matching the team high with four catches for a season-best 44 yards ... Finished second on the team in both receptions (4) and yards (31) against Louisville (Oct. 27) while catching his first touchdown pass of the season ... Caught a touchdown in back-to-back games with a 20-yard score against Syracuse (Nov. 3) while finishing with 53 yards receiving ... Had the game-clinching interception against the Wolfpack, the first of his career ... Surpassed 1,000 career receiving yards against Pittsburgh (Nov. 17).

WASHINGTON'S CAREER RECEIVING STATS

	G-GS	Rec	Yds	Avg	TD	Lg/Opponent
2016	11-2	10	115	11.5	0	26/at NC State
2017	13-11	45	711	15.8	3	50/Texas A&M
2018	9-4	16	176	11.0	2	27/Syracuse
Career	33-17	71	1,002	14.1	5	50/Texas A&M

WASHINGTON'S GAME-BY-GAME RECEIVING STATS

2016	Opponent	Rec	Yds	Avg	TD	TDYds
9/1	Tulane	1	8	8.0	0	--
9/10	at Duke	0	0	0.0	0	--
9/17	Delaware	1	10	10.0	0	--
9/24	at Indiana	0	0	0.0	0	--
10/1	at NC State	2	35	17.5	0	--
10/8	Syracuse	0	0	0.0	0	--
10/15	at Florida St.	0	0	0.0	0	--
10/29	Army West Point	1	5	5.0	0	--
11/5	Virginia	0	0	0.0	0	--
11/12	at Louisville	0	0	0.0	0	--
11/19	Clemson	--	--	--	--	--
11/26	Boston College	--	--	--	--	--
12/27	vs. Temple	5	57	11.4	0	--

2017	Opponent	Rec	Yds	Avg	TD	TDYds
8/31	Presbyterian	1	28	28.0	0	--
9/9	at Boston College	0	0	0.0	0	--
9/16	Utah State	1	11	11.0	0	--
9/23	at App State	4	79	19.8	0	--
9/30	Florida State	2	57	28.5	0	--
10/7	at Clemson	2	25	12.5	1	16
10/21	at Georgia Tech	1	6	6.0	1	6
10/28	Louisville	6	133	22.2	0	--
11/4	at Notre Dame	8	84	10.5	0	--
11/11	at Syracuse	7	113	10.3	0	--
11/18	NC State	3	29	9.7	0	--
11/25	Duke	1	8	8.0	0	--
12/29	vs. Texas A&M	9	138	15.3	1	50

2018	Opponent	Rec	Yds	Avg	TD	TDYds
8/30	at Tulane	--	--	--	--	--
9/8	Towson	--	--	--	--	--

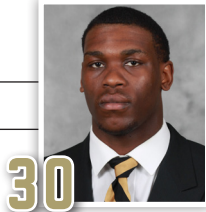
WAKE FOREST FOOTBALL

9/13	Boston College	0	0	0.0	0	--
9/22	Notre Dame	2	24	12.0	0	--
9/29	Rice	0	0	0.0	0	--
10/6	Clemson	0	0	0.0	0	--
10/20	at Florida State	4	44	11.0	0	--
10/27	at Louisville	4	31	7.8	1	9
11/3	Syracuse	3	53	17.7	1	20
11/8	at NC State	2	14	7.0	0	--
11/17	Pittsburgh	1	10	10.0	0	--

JA'QUEZ WILLIAMS

LINEBACKER

R-So. ■ 6-2 ■ 210 ■ 1VL
Hinesville, Ga.
Liberty County



2018 — Finished with four stops in the season opener against Tulane (Aug. 30) ... Matched a career high with six total stops and a sack against Towson (Sept. 8) ... Made the first start of his career against Notre Dame (Sept. 22) ... Added four stops against Rice (Sept. 29) and five against Clemson (Oct. 6) ... Added five tackles against Syracuse (Nov. 3) ... Made his second career start against NC State (Nov. 8), finishing with three tackles ... Made his third start of the season against Pittsburgh (Nov. 17), recording a career-high seven tackles.

WILLIAMS' CAREER DEFENSIVE STATS

G-GS	S-A-Tot	TFL-Yds	Sk-Yds	Int-Yds	PBU	FF-FR
2017	12-0	17-4-21	2.0-7	1.0-4	0-0	1 0-0
2018	11-3	20-18-38	3.0-9	1.0-7	0-0	0 0-0
Career	23-3	37-22-59	5.0-16	2.0-11	0-0	1 0-0

WILLIAMS' GAME-BY-GAME DEFENSIVE STATS

2017	Opp	S-A-Tot	TFL-Yds	Sk-Yds	Int-Yds	PBU	FF-FR
8/31	Presbyterian	2-0-2	0-0	0-0	0-0	0	0-0
9/9	at Boston Col.	1-0-1	0-0	0-0	0-0	0	0-0
9/16	Utah State	0-0-0	0-0	0-0	0-0	0	0-0
9/23	at App State	0-0-0	0-0	0-0	0-0	0	0-0
9/30	Florida State	-INJ-					
10/7	at Clemson	2-1-3	0-0	0-0	0-0	0	0-0
10/21	at Ga. Tech	3-1-4	1.0-3	0-0	0-0	0	0-0
10/28	Louisville	0-1-1	0-0	0-0	0-0	0	0-0
11/4	at Notre Dame	5-1-6	1.0-4	1.0-4	0-0	1	0-0
11/11	at Syracuse	1-0-1	0-0	0-0	0-0	0	0-0
11/18	NC State	0-0-0	0-0	0-0	0-0	0	0-0
11/25	Duke	1-0-1	0-0	0-0	0-0	0	0-0
12/29	vs. Texas A&M	2-0-2	0-0	0-0	0-0	0	0-0

TYLER WILLIAMS

DEFENSIVE LINE

R-Fr. ■ 6-1 ■ 300
West Palm Beach, Fla.
Oxbridge Academy



2018 — Made his collegiate debut against Tulane (Aug. 30) ... Has recorded at least one tackle in six of the first eight games of the year ... Added a season-best two solo tackles against Clemson (Oct. 6) ... Matched his season-best with two stops against Florida State (Oct. 20) ... Made his first career start against Syracuse (Nov. 3), finishing with a season-high three tackles and collecting his first collegiate sack ... Will miss the remainder of the season due to injury.

WILLIAMS' CAREER DEFENSIVE STATS

G-GS	S-A-Tot	TFL-Yds	Sk-Yds	Int-Yds	PBU	FF-FR
2018	9-1	6-5-11	1.5-7	1.0-6	0-0	0 0-0
Career	9-1	6-5-11	1.5-7	1.0-6	0-0	0 0-0

WILLIAMS' GAME-BY-GAME DEFENSIVE STATS

2018	Opp	S-A-Tot	TFL-Yds	Sk-Yds	Int-Yds	PBU	FF-FR
8/30	at Tulane	0-1-1	0-0	0-0	0-0	0	0-0
9/8	Towson	0-1-1	0-0	0-0	0-0	0	0-0
9/13	Boston College	0-0-0	0-0	0-0	0-0	0	0-0
9/22	Notre Dame	0-1-1	0-0	0-0	0-0	0	0-0
9/29	Rice	0-1-1	0.5-1	0-0	0-0	0	0-0
10/6	Clemson	2-0-2	0-0	0-0	0-0	0	0-0
10/20	at Florida State	1-1-2	0-0	0-0	0-0	0	0-0
10/27	at Louisville	0-0-0	0-0	0-0	0-0	0	0-0
11/3	Syracuse	3-0-3	1.0-6	1.0-6	0-0	0	0-0
11/8	at NC State	-INJ-					
11/17	Pittsburgh	-INJ-					

WILLIE YARBARY

DEFENSIVE LINE

R-Sr. ■ 6-2 ■ 280 ■ 3VL
Augusta, Ga.
Richmond Academy



2018 — Elected team captain for 2018 ... Matched career highs in tackles (5) and tackles for loss (2) in a season opening victory over Tulane (Aug. 30) ... Posted his second consecutive five-tackle game against Towson (Sept. 8), including a career-best four solo tackles ... Set a new career high with six total tackles against Boston College (Sept. 13) ... Matched his career-high with four solo stops against Notre Dame (Sept. 22) ... Bested his previous career high with seven total tackles against Louisville (Oct. 27), including 1.5 tackles for loss ... Added five tackles and a sack against Pittsburgh (Nov. 17).

YARBARY'S CAREER DEFENSIVE STATS

G-GS	S-A-Tot	TFL-Yds	Sk-Yds	Int-Yds	PBU	FF-FR
2015	11-0	4-7-11	0.5-1	0-0	0-0	0 0-0
2016	12-2	13-8-21	2.5-27	2.5-27	0-0	1 0-0
2017	13-13	14-16-30	7.5-21	4.0-17	0-0	1 0-0
2018	11-11	24-20-44	8.0-36	2.5-16	0-0	0 0-0
Career	37-26	55-51-106	18.5-85	9.0-60	0-0	2 0-0

YARBARY'S GAME-BY-GAME DEFENSIVE STATS

2015	Opp	S-A-Tot	TFL-Yds	Sk-Yds	Int-Yds	PBU	FF-FR
9/3	Elon	2-1-3	0-0	0-0	0-0	0	0-0
9/12	at Syracuse	2-0-2	0-0	0-0	0-0	0	0-0
9/19	at Army	0-2-2	0.5-1	0-0	0-0	0	0-0
9/26	Indiana	0-1-1	0-0	0-0	0-0	0	0-0
10/3	Florida State	0-0-0	0-0	0-0	0-0	0	0-0
10/10	at Boston Col.	-INJ-					
10/17	at UNC	0-0-0	0-0	0-0	0-0	0	0-0
10/24	NC State	0-1-1	0-0	0-0	0-0	0	0-0
10/30	Louisville	0-0-0	0-0	0-0	0-0	0	0-0
11/14	at Notre Dame	0-0-0	0-0	0-0	0-0	0	0-0
11/21	at Clemson	0-2-2	0-0	0-0	0-0	0	0-0
11/28	Duke	0-0-0	0-0	0-0	0-0	0	0-0

2016	Opp	S-A-Tot	TFL-Yds	Sk-Yds	Int-Yds	PBU	FF-FR
9/1	Tulane	1-0-1	0-0	0-0	0-0	0	0-0
9/10	at Duke	-INJ-					
9/17	Delaware	0-1-1	0-0	0-0	0-0	0	0-0
9/23	at Indiana	1-0-1	0-0	0-0	0-0	0	0-0
10/1	at NC State	1-2-3	0-0	0-0	0-0	0	0-0
10/8	Syracuse	1-0-1	0-0	0-0	0-0	0	0-0
10/15	at Florida St.	1-0-1	0-0	0-0	0-0	0	0-0
10/29	Army	2-1-3	0-0	0-0	0-0	0	0-0
11/5	Virginia	0-0-0	0-0	0-0	0-0	0	0-0
11/12	at Louisville	2-0-2	2.0-16	2.0-16	0-0	0	0-0
11/19	Clemson	1-1-2	0-0	0-0	0-0	0	0-0
11/26	Boston College	2-0-2	0-0	0-0	0-0	1	0-0
12/27	vs. Temple	1-3-4	0.5-11	0.5-11	0-0	0	0-0

2017	Opp	S-A-Tot	TFL-Yds	Sk-Yds	Int-Yds	PBU	FF-FR
8/31	Presbyterian	0-1-1	0-0	0-0	0-0	0	0-0
9/9	at Boston Col.	2-3-5	1.0-1	0-0	0-0	0	0-0
9/16	Utah State	2-1-3	2.0-3	0-0	0-0	0	0-0
9/23	at App State	0-1-1	0-0	0-0	0-0	0	0-0
9/30	Florida State	2-2-4	2.0-12	0-0	0-0	0	0-0

10/7	at Clemson	1-1-2	0-0	0-0	0-0	0	0-0
10/21	at Ga. Tech	3-1-4	0-0	0-0	0-0	0	0-0
10/28	Louisville	1-0-1	1.0-2	1.0-2	0-0	1	0-0
11/4	at Notre Dame	0-0-0	0-0	0-0	0-0	0	0-0
11/11	at Syracuse	0-0-0	0-0	0-0	0-0	0	0-0
11/18	NC State	2-2-4	1.0-3	1.0-3	0-0	0	0-0
11/25	Duke	1-1-2	0-0	0-0	0-0	0	0-0
12/29	vs. Texas A&M	0-3-3	0.5-0	0-0	0-0	0	0-0

2018	Opp	S-A-Tot	TFL-Yds	Sk-Yds	Int-Yds	PBU	FF-FR
8/30	at Tulane	2-3-5	2.0-7	1.0-2	0-0	0	0-0
9/8	Towson	4-1-5	1.5-7	0.5-5	0-0	0	0-0
9/13	Boston College	2-4-6	0-0	0-0	0-0	0	0-0
9/22	Notre Dame	4-1-5	1.0-2	0-0	0-0	0	0-0
9/29	Rice	1-1-2	1.0-2	0-0	0-0	0	0-0
10/6	Clemson	2-1-3	0-0	0-0	0-0	0	0-0
10/20	at Florida State	2-0-2	0-0	0-0	0-0	0	0-0
10/27	at Louisville	2-5-7	1.5-9	0-0	0-0	0	0-0
11/3	Syracuse	0-3-3	0-0	0-0	0-0	0	0-0
11/8	at NC State	1-0-1	0-0	0-0	0-0	0	0-0
11/17	Pittsburgh	4-1-5	1.0-9	1.0-9	0-0	0	0-0

WAKE FOREST FOOTBALL

THE LAST TIME...

A kickoff was returned for a touchdown:

WAKE: Kevin Marion, vs. UNC, Oct. 27, 2007 (98 yds)
OPP: Kermit Whitfield, vs. Florida State, Nov. 9, 2013 (97 yds)

A punt was returned for a touchdown:

WAKE: Malik Grate, vs. Boston College, Sept. 13, 2018 (0 yds - recovered in end zone)
OPP: Bra'Lon Cherry, vs. NC State, Oct. 24, 2015 (52 yds)

An interception was returned for a touchdown:

WAKE: Chuck Wade, Jr., vs. Rice, Sept. 29, 2018 (60 yds)
OPP: Ronald Walker, at Louisville, Nov. 12, 2016 (31 yds)

A fumble was recovered for a touchdown:

WAKE: Carlos Basham, Jr., vs. Louisville, Oct. 27, 2018 (23 yds)
OPP: Casey Blaser, at Duke, Nov. 29, 2014 (0 yards)

A safety was recorded:

WAKE: vs. Utah State, Sept. 16, 2017
OPP: vs. Syracuse, Oct. 8, 2016

A shutout was recorded:

WAKE: Wake Forest 3, Boston College 0, Oct. 10, 2015
OPP: Syracuse 13, Wake Forest 0, Nov. 2, 2013

A tie game was played:

WAKE: Wake Forest 17, Rice 17, Sept. 30, 1989

An overtime game was played:

WAKE: Wake Forest 23, Tulane 17, Aug. 30, 2018 (1OT)

A run went for 50+ yards:

WAKE: Matt Colburn II, at Louisville, Oct. 27, 2018 (74 & 56 yds)
OPP: Trey Smith, at Louisville, Oct. 27, 2018 (52 yds)

A pass reception went for 50+ yards:

WAKE: Sam Hartman to Greg Dortch (54 yds)
vs. Rice, Sept. 29, 2018
OPP: Kenny Pickett to Taysir Mack (63 yds)
vs. Pittsburgh, Nov. 17, 2018

An individual rushed for 100+ yards in a game:

WAKE: Matt Colburn II, at Louisville, Oct. 27, 2018 (243 yds)
OPP: Eric Dungey, vs. Syracuse, Nov. 3, 2018 (119 yds)

An individual rushed for 200+ yards in a game:

WAKE: Matt Colburn II, at Louisville, Oct. 27, 2018 (243 yds)
OPP: Matthew Dayes, vs. NC State, Oct. 24, 2015 (205 yds)

Two teammates each rushed for 100+ yards in a game:

WAKE: vs. Boston College (Matt Colburn II 117, Cade Carney 116), Sept. 13, 2018
OPP: vs. Clemson (Travis Etienne 167, Lyn-J Dixon 163, Adam Choice 128), Oct. 6, 2018

An individual passed for 300+ yards in a game:

WAKE: Sam Hartman, at Tulane, Aug. 30, 2018 (378 yds)
OPP: Kenny Pickett, vs. Pittsburgh, Nov. 17, 2018 (316 yds)

An individual passed for 400+ yards in a game:

WAKE: John Wolford, vs. Texas A&M, Dec. 29, 2017 (400 yds)
OPP: Nick Starkel, vs. Texas A&M, Dec. 29, 2017 (499 yds)

An individual completed 20+ passes in a game:

WAKE: Jamie Newman, at NC State, Nov. 8, 2018 (22)
OPP: Kenny Pickett, vs. Pittsburgh, Nov. 17, 2018 (23)

An individual completed 30+ passes in a game:

WAKE: Sam Hartman, at Tulane, Aug. 30, 2018 (31)
OPP: Ryan Finley, at NC State, Nov. 8, 2018 (35)

An individual completed 40+ passes in a game:

WAKE: Rusty LaRue, vs. NC State, Nov. 18, 1995 (50)
OPP: Nick Starkel, vs. Texas A&M, Dec. 29, 2017 (42)

An individual made 10+ receptions in a game:

WAKE: Greg Dortch, vs. Rice, Sept. 29, 2018 (11)
OPP: Kelvin Harmon, at NC State, Nov. 8, 2018 (15)
Jakobi Meyers, at NC State, Nov. 8, 2018 (10)

An individual had 100+ receiving yards in a game:

WAKE: Sage Surratt, at NC State, Nov. 8, 2018 (109)
OPP: Taysir Mack, vs. Pittsburgh, Nov. 17, 2018 (105)

An individual had 200+ receiving yards in a game:

WAKE: John Henry Mills, at Duke, Nov. 30, 1990, (230 yds)
OPP: Travis Rudolph, at Florida State, Oct. 15, 2016 (238)

An individual scored three touchdowns in a game:

WAKE: Matt Colburn II, at Louisville, Oct. 27, 2018 (3)
OPP: Trey Smith, at Louisville, Oct. 27, 2018 (3)

An individual scored four touchdowns in a game:

WAKE: Greg Dortch, vs. Rice, Sept. 29, 2018 (4)
OPP: C. Brockington, Connecticut, Nov. 15, 2003 (4)

A 50-yard field goal was kicked:

WAKE: Mike Weaver, vs. Clemson, Nov. 4, 2014 (50 yds)
OPP: Ricky Aguayo, vs. Florida State, Sept. 30, 2017 (51 yds)

A team rushed for 200+ yards in a game:

WAKE: at Louisville, Oct. 27, 2018 (368 yds)
OPP: vs. Syracuse, Nov. 3, 2018 (264 yds)

A team rushed for 300+ yards in a game:

WAKE: at Louisville, Oct. 27, 2018 (368 yds)
OPP: vs. Clemson, Oct. 6, 2018 (471 yds)

A team rushed for 400+ yards in a game:

WAKE: vs. Presbyterian, Sept. 2, 2010 (415 yds)
OPP: vs. Clemson, Oct. 6, 2018 (471 yds)

A team rushed for 500+ yards in a game:

WAKE: vs. Tulsa, Oct. 16, 1971 (528 yds)
OPP: at Clemson, Oct. 31, 1981 (536 yds)

A team rushed for less than 100 yards in a game:

WAKE: vs. Pittsburgh, Nov. 17, 2018 (79 yds)
OPP: at NC State, Nov. 8, 2018 (47 yds)

A team passed for 300+ yards in a game:

WAKE: at Tulane, Aug. 30, 2018 (378 yds)
OPP: vs. Pittsburgh, Nov. 17, 2018 (316 yds)

A team passed for 400+ yards in a game:

WAKE: vs. Texas A&M, Dec. 29, 2017 (400 yds)
OPP: vs. Texas A&M, Dec. 29, 2017 (499 yds)

A team passed for less than 100 yards in a game:

WAKE: vs. Clemson, Oct. 6, 2018 (74 yds)
OPP: at Georgia Tech, Oct. 21, 2017 (68 yds)

A team had 500 yards in total offense:

WAKE: at Louisville, Oct. 27, 2018 (591 yds)
OPP: at Louisville, Oct. 27, 2018 (532 yds)

A team had 600 yards in total offense:

WAKE: vs. Texas A&M, Dec. 29, 2017 (646 yds)
OPP: vs. Clemson, Oct. 6, 2018 (698 yds)

A team had 700 yards in total offense:

WAKE: at Syracuse, Nov. 11, 2017 (734 yds) - School Record
OPP: at Notre Dame, Nov. 4, 2017 (710 yds)

A team had less than 300 yards in total offense:

WAKE: vs. Pittsburgh, Nov. 17, 2018 (285 yds)
OPP: vs. Utah State, Sept. 16, 2017 (267 yds)

A team had less than 200 yards in total offense:

WAKE: vs. Clemson, Nov. 19, 2016 (197 yds)
OPP: vs. Boston College, Nov. 26, 2016 (167 yds)

An individual kicked 3+ field goals:

WAKE: Nick Sciba, vs. Towson, Sept. 8, 2018 (3)
OPP: Ricky Aguayo, vs. Florida State, Sept. 30, 2017 (4)

An individual had 2+ interceptions:

WAKE: Jessie Bates, at Indiana, Sept. 24, 2016 (2)
OPP: Brandon Jackson, at Army, Sept. 19, 2015 (2)

A field goal was blocked:

WAKE: Scotty Washington, at Appalachian State, Sept. 23, 2017
OPP: vs. Texas A&M, Dec. 29, 2017

A punt was blocked:

WAKE: Demetrius Kemp, vs. Boston College, Sept. 13, 2018
OPP: Yasir Abdullah, at Louisville, Oct. 27, 2018

A PAT was blocked:

WAKE: Carlos Basham, Jr., vs. Pittsburgh, Nov. 17, 2018
OPP: B.J. Hill, vs. NC State, Nov. 18, 2017

A team scored a defensive PAT:

WAKE: vs. Presbyterian, Sept. 2, 2010
OPP: at Syracuse, Nov. 11, 2017

Multiple blocked kicks in the same game:

WAKE: Scotty Washington blocked a FG and Wendell Dunn blocked a PAT at Appalachian State, Sept. 23, 2017
OPP: at Maryland, two punts blocked, Oct. 30, 2010

A team did not punt in a game:

WAKE: Not since 1946
OPP: at Clemson, Oct. 31, 1981

A player scored a touchdown on his birthday:

WAKE: Josh Adams vs. Maryland, Sept. 22, 2007

WAKE FOREST FOOTBALL

OPPONENTS' SCHEDULES & RESULTS

TULANE GREEN WAVE (5-6, 4-3 AAC)

Aug. 30	WAKE FOREST	L, 17-23 (OT)
Sept. 8	NICHOLLS	W, 42-17
Sept. 15	at UAB	L, 24-31
Sept. 22	at Ohio State	L, 6-49
Sept. 28	MEMPHIS*	W, 40-24
Oct. 6	at Cincinnati*	L, 21-37
Oct. 20	SMU*	L, 23-27
Oct. 27	at Tulsa*	W, 24-17
Nov. 3	at USF*	W, 41-15
Nov. 10	EAST CAROLINA*	W, 24-18
Nov. 15	at Houston*	L, 17-48
Nov. 24	NAVY*	12:00

TOWSON TIGERS (7-4, 5-3 CAA)

Sept. 1	at Morgan State	W, 36-10
Sept. 8	at Wake Forest	L, 20-51
Sept. 15	at Villanova*	W, 45-35
Sept. 29	THE CITADEL	W, 44-27
Oct. 6	STONY BROOK*	W, 52-28
Oct. 13	WILLIAM & MARY*	W, 29-13
Oct. 20	at Albany*	W, 56-28
Oct. 27	at Delaware*	L, 36-40
Nov. 3	MAINE*	L, 28-35
Nov. 10	at Elon*	W, 41-10
Nov. 17	JAMES MADISON*	L, 17-38
Nov. 24	DUQUESNE	2:00

BOSTON COLLEGE EAGLES (7-4, 4-3 ACC)

Sept. 1	UMASS	W, 55-21
Sept. 8	HOLY CROSS	W, 62-14
Sept. 13	at Wake Forest*	W, 41-34
Sept. 22	at Purdue	L, 13-30
Sept. 29	TEMPLE	W, 45-35
Oct. 6	at NC State*	L, 23-28
Oct. 13	LOUISVILLE*	W, 38-20
Oct. 26	MIAMI*	W, 27-14
Nov. 3	at Virginia Tech*	W, 31-21
Nov. 10	CLEMSON*	L, 7-27
Nov. 17	at Florida State*	L, 21-22
Nov. 24	SYRACUSE*	12:00

NOTRE DAME FIGHTING IRISH (11-0)

Sept. 1	MICHIGAN	W, 24-17
Sept. 8	BALL STATE	W, 24-16
Sept. 15	VANDERBILT	W, 22-17
Sept. 22	at Wake Forest	W, 56-27
Sept. 29	STANFORD	W, 38-17
Oct. 6	at Virginia Tech	W, 45-23
Oct. 13	PITTSBURGH	W, 19-14
Oct. 27	vs. Navy	W, 44-22
Nov. 3	at Northwestern	W, 31-21
Nov. 10	FLORIDA STATE	W, 42-13
Nov. 17	vs. Syracuse	W, 36-3
Nov. 24	at USC	8:00

RICE OWLS (1-11, 0-7 C-USA)

Aug. 25	PRAIRIE VIEW A&M	W, 31-28
Sept. 1	HOUSTON	L, 27-45
Sept. 8	at Hawaii	L, 29-43
Sept. 22	at Southern Miss*	L, 22-40
Sept. 29	at Wake Forest	L, 24-56
Oct. 6	UTSA*	L, 3-20
Oct. 13	UAB*	L, 0-42
Oct. 20	at FIU*	L, 17-36
Oct. 27	at North Texas*	L, 17-41
Nov. 3	UTEP*	L, 26-34
Nov. 10	at Louisiana Tech*	L, 13-28
Nov. 17	at LSU	L, 10-42
Nov. 24	OLD DOMINION*	12:00

CLEMSON TIGERS (11-0, 8-0 ACC)

Sept. 1	FURMAN	W, 48-7
Sept. 8	at Texas A&M	W, 28-26
Sept. 15	GEORGIA SOUTHERN	W, 38-7
Sept. 22	at Georgia Tech*	W, 49-21
Sept. 29	SYRACUSE*	W, 27-23
Oct. 6	at Wake Forest*	W, 63-3
Oct. 20	NC STATE*	W, 41-7
Oct. 27	at Florida State*	W, 59-10
Nov. 3	LOUISVILLE*	W, 77-16
Nov. 10	at Boston College*	W, 27-7
Nov. 17	DUKE*	W, 35-6
Nov. 24	SOUTH CAROLINA	7:00

FLORIDA STATE SEMINOLES (5-6, 3-5 ACC)

Sept. 3	VIRGINIA TECH*	L, 3-24
Sept. 8	SAMFORD	W, 36-26
Sept. 15	at Syracuse*	L, 7-30
Sept. 22	NORTHERN ILLINOIS	W, 37-19
Sept. 29	at Louisville*	W, 28-24
Oct. 6	at Miami*	L, 27-28
Oct. 20	WAKE FOREST*	W, 38-17
Oct. 27	CLEMSON*	L, 10-59
Nov. 3	at NC State*	L, 28-47
Nov. 10	at Notre Dame	L, 13-42
Nov. 17	BOSTON COLLEGE*	W, 22-21
Nov. 24	FLORIDA	12:00

LOUISVILLE CARDINALS (2-9, 0-8 ACC)

Sept. 1	vs. Alabama	L, 15-51
Sept. 8	INDIANA STATE	W, 31-7
Sept. 15	WESTERN KENTUCKY	W, 20-17
Sept. 22	at Virginia*	L, 3-27
Sept. 29	FLORIDA STATE*	L, 24-28
Oct. 5	GEORGIA TECH*	L, 31-66
Oct. 13	at Boston College*	L, 20-38
Oct. 27	WAKE FOREST*	L, 35-56
Nov. 3	at Clemson*	L, 16-77
Nov. 9	at Syracuse*	L, 23-54
Nov. 17	NC STATE*	L, 10-52
Nov. 24	KENTUCKY	7:00

SYRACUSE ORANGE (8-3, 5-3 ACC)

Aug. 31	at Western Kentucky	W, 55-42
Sept. 8	WAGNER	W, 62-10
Sept. 15	FLORIDA STATE*	W, 30-7
Sept. 22	UCONN	W, 51-21
Sept. 29	at Clemson*	L, 23-27
Oct. 6	at Pittsburgh*	L, 37-44 (OT)
Oct. 20	NORTH CAROLINA*	W, 40-37 (OT)
Oct. 27	NC STATE*	W, 51-41
Nov. 3	at Wake Forest*	W, 41-24
Nov. 9	LOUISVILLE*	W, 54-23
Nov. 17	vs. Notre Dame	L, 3-36
Nov. 24	at Boston College*	12:00

NC STATE WOLFPACK (7-3, 4-3 ACC)

Sept. 1	JAMES MADISON	W, 24-13
Sept. 8	GEORGIA STATE	W, 41-7
Sept. 15	WEST VIRGINIA	Canceled
Sept. 22	at Marshall	W, 37-20
Sept. 29	VIRGINIA*	W, 35-21
Oct. 6	BOSTON COLLEGE*	W, 28-23
Oct. 20	at Clemson*	L, 7-41
Oct. 27	at Syracuse*	L, 41-51
Nov. 3	FLORIDA STATE*	W, 47-28
Nov. 8	WAKE FOREST*	L, 23-27
Nov. 17	at Louisville*	W, 52-10
Nov. 24	at North Carolina*	12:00
Dec. 1	EAST CAROLINA	12:00

PITTSBURGH PANTHERS (7-4, 6-1 ACC)

Sept. 1	ALBANY	W, 33-7
Sept. 8	PENN STATE	L, 6-51
Sept. 15	GEORGIA TECH*	W, 24-19
Sept. 22	at North Carolina*	L, 35-38
Sept. 29	at UCF	L, 14-45
Oct. 6	SYRACUSE*	W, 44-37 (OT)
Oct. 13	at Notre Dame	L, 14-19
Oct. 27	DUKE*	W, 54-45
Nov. 2	at Virginia*	W, 23-13
Nov. 10	VIRGINIA TECH*	W, 52-22
Nov. 17	at Wake Forest*	W, 34-13
Nov. 24	at Miami*	3:30

DUKE BLUE DEVILS (7-4, 3-4 ACC)

Aug. 31	ARMY WEST POINT	W, 34-14
Sept. 8	at Northwestern	W, 21-7
Sept. 15	at Baylor	W, 40-27
Sept. 22	NORTH CAROLINA CENTRAL	W, 55-13
Sept. 29	VIRGINIA TECH*	L, 14-31
Oct. 13	at Georgia Tech*	W, 28-14
Oct. 20	VIRGINIA*	L, 14-28
Oct. 27	at Pittsburgh*	L, 45-54
Nov. 3	at Miami*	W, 20-12
Nov. 10	NORTH CAROLINA*	W, 43-35
Nov. 17	at Clemson*	L, 6-35
Nov. 24	WAKE FOREST*	12:30