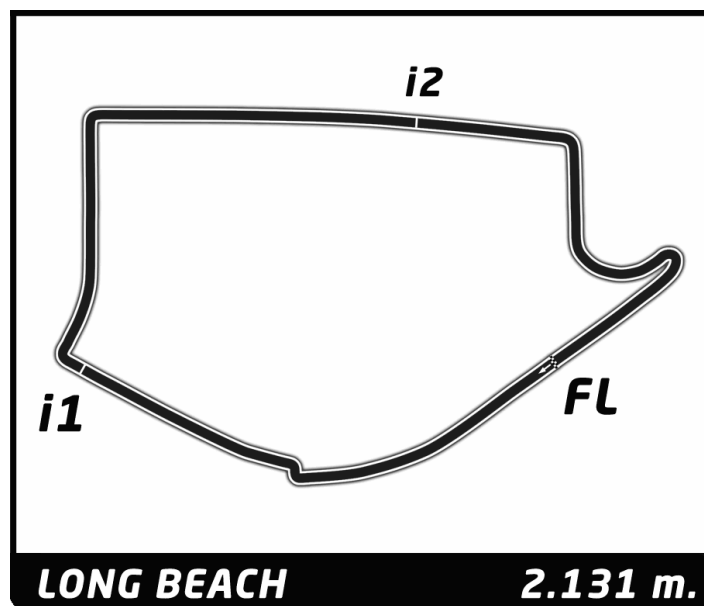
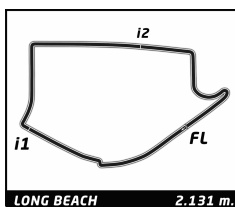


Round 6 - Long Beach

ePrix

FIA Formula E Championship
Results Booklet





FIA Formula E Championship

Round 6 - Long Beach ePrix

Shakedown

LONG BEACH 2.131 m.

Classification

Official Timekeeper 

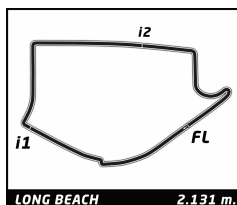
Nr.	Driver	Nat	Team	Car	Time	Lap	Total	Gap	Kph
1	6 Loïc DUVAL	FRA	Dragon Racing	Venturi VM200-FE-01	1:08.106	5	6	-	112.6
2	7 Jérôme D'AMBROSIO	BEL	Dragon Racing	Venturi VM200-FE-01	1:08.162	5	6	+0.056	112.5
3	1 Nelson PIQUET JR	BRA	NEXTEV TCR Formula E Team	NEXTEV TCR FormulaE 001	1:08.682	5	6	+0.576	111.7
4	4 Stéphane SARRAZIN	FRA	Venturi Formula E Team	Venturi VM200-FE-01	1:08.797	5	6	+0.691	111.5
5	9 Sébastien BUEMI	CHE	Renault e.Dams	Renault Z.E 15	1:08.898	5	6	+0.792	111.3
6	8 Nicolas PROST	FRA	Renault e.Dams	Renault Z.E 15	1:09.429	5	6	+1.323	110.5
7	2 Sam BIRD	GBR	DS Virgin Racing Formula E Team	Virgin Racing Engineering DSV-01	1:09.591	5	6	+1.485	110.2
8	12 Mike CONWAY	GBR	Venturi Formula E Team	Venturi VM200-FE-01	1:09.930	5	6	+1.824	109.7
9	77 Salvador DURAN	MEX	Team Aguri	SRT01-e	1:10.496	2	5	+2.390	108.8
10	11 Lucas DI GRASSI	BRA	ABT Schaeffler Audi Sport	ABT Schaeffler FE01	1:10.843	5	6	+2.737	108.3
11	55 Antonio Felix DA COSTA	PRT	Team Aguri	SRT01-e	1:10.969	5	6	+2.863	108.1
12	88 Oliver TURVEY	GBR	NEXTEV TCR Formula E Team	NEXTEV TCR FormulaE 001	1:11.172	5	6	+3.066	107.8
13	27 Robin FRIJNS	NED	Andretti Formula E Race Team	SRT01-e	1:11.176	2	6	+3.070	107.8
14	28 Simona DE SILVESTRO	CHE	Andretti Formula E Race Team	SRT01-e	1:11.209	5	6	+3.103	107.7
15	66 Daniel ABT	DEU	ABT Schaeffler Audi Sport	ABT Schaeffler FE01	1:11.379	5	6	+3.273	107.5
16	23 Nick HEIDFELD	DEU	Mahindra Racing Formula E Team	Mahindra M2ELECTRO	1:11.805	5	6	+3.699	106.8
17	21 Bruno SENNA	BRA	Mahindra Racing Formula E Team	Mahindra M2ELECTRO	1:11.821	5	6	+3.715	106.8
18	25 Jean-Eric YERGNE	FRA	DS Virgin Racing Formula E Team	Virgin Racing Engineering DSV-01	1:12.533	5	6	+4.427	105.8

Fastest Lap	Lap 5	Loïc DUVAL	1:08.106	112.6 Kph
--------------------	-------	------------	----------	-----------

Published at:

Track Status: **DRY**

Race Director:	Timekeeper:
-----------------------	--------------------



FIA Formula E Championship

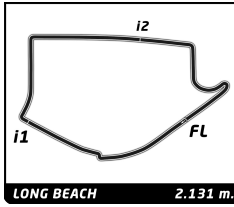
Round 6 - Long Beach ePrix

Shakedown

Best Sector Times

Official Timekeeper 

SECTOR 1			SECTOR 2			SECTOR 3			Pos	Driver	Ideal Lap	Best Lap
Pos	Driver	Time	Driver	Time	Driver	Time						
1	9 S.BUEMI	20.898	27 R.FRIJNS	21.795	1 N.PIQUET JR	23.537	1	9 S.BUEMI	1'06.504	1:08.898	(5)	
2	2 S.BIRD	20.948	9 S.BUEMI	21.800	2 S.BIRD	23.571	2	2 S.BIRD	1'06.591	1:09.591	(7)	
3	12 M.CONWAY	21.027	4 S.SARRAZIN	21.889	27 R.FRIJNS	23.681	3	27 R.FRIJNS	1'06.989	1:11.176	(13)	
4	8 N.PROST	21.148	28 S.DE SILVESTRO	22.059	9 S.BUEMI	23.806	4	12 M.CONWAY	1'07.270	1:09.930	(8)	
5	11 L.DI GRASSI	21.278	2 S.BIRD	22.072	12 M.CONWAY	23.862	5	1 N.PIQUET JR	1'07.486	1:08.682	(3)	
6	4 S.SARRAZIN	21.476	1 N.PIQUET JR	22.121	7 J.D'AMBROSIO	23.939	6	11 L.DI GRASSI	1'07.723	1:10.843	(10)	
7	28 S.DE SILVESTRO	21.503	7 J.D'AMBROSIO	22.123	25 J.VERGNE	24.112	7	7 J.D'AMBROSIO	1'07.724	1:08.162	(2)	
8	27 R.FRIJNS	21.513	11 L.DI GRASSI	22.132	21 B.SENNA	24.116	8	4 S.SARRAZIN	1'07.736	1:08.797	(4)	
9	6 L.DUVAL	21.543	21 B.SENNA	22.315	6 L.DUVAL	24.131	9	28 S.DE SILVESTRO	1'07.769	1:11.209	(14)	
10	66 D.ABT	21.593	25 J.VERGNE	22.370	28 S.DE SILVESTRO	24.207	10	21 B.SENNA	1'08.029	1:11.821	(17)	
11	21 B.SENNA	21.598	12 M.CONWAY	22.381	23 N.HEIDFELD	24.265	11	6 L.DUVAL	1'08.106	1:08.106	(1)	
12	7 J.D'AMBROSIO	21.662	77 S.DURAN	22.403	11 L.DI GRASSI	24.313	12	25 J.VERGNE	1'08.191	1:12.533	(18)	
13	25 J.VERGNE	21.709	55 A.DA COSTA	22.411	4 S.SARRAZIN	24.371	13	8 N.PROST	1'08.651	1:09.429	(6)	
14	55 A.DA COSTA	21.714	6 L.DUVAL	22.432	77 S.DURAN	24.771	14	23 N.HEIDFELD	1'08.806	1:11.805	(16)	
15	1 N.PIQUET JR	21.828	8 N.PROST	22.439	66 D.ABT	24.801	15	66 D.ABT	1'09.190	1:11.379	(15)	
16	23 N.HEIDFELD	21.949	23 N.HEIDFELD	22.592	8 N.PROST	25.064	16	77 S.DURAN	1'09.339	1:10.496	(9)	
17	88 O.TURVEY	21.963	66 D.ABT	22.796	88 O.TURVEY	25.153	17	55 A.DA COSTA	1'09.424	1:10.969	(11)	
18	77 S.DURAN	22.165	88 O.TURVEY	23.423	55 A.DA COSTA	25.299	18	88 O.TURVEY	1'10.539	1:11.172	(12)	



FIA Formula E Championship

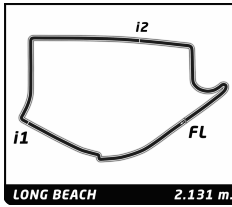
Round 6 - Long Beach ePrix

Shakedown

Fastest Lap Sequence

Official Timekeeper 

Practice Time	Driver	Team	Car	Time	Kph	Lap
2:40.117	55 Antonio Felix DA COSTA	Team Aguri	SRT01-e	1:11.081	107.9	2
2:42.758	77 Salvador DURAN	Team Aguri	SRT01-e	1:10.496	108.8	2
17:30.629	9 Sébastien BUEMI	Renault e.Dams	Renault Z.E 15	1:08.898	111.3	5
17:34.269	4 Stéphane SARRAZIN	Venturi Formula E Team	Venturi VM200-FE-01	1:08.797	111.5	5
17:46.214	6 Loïc DUVAL	Dragon Racing	Venturi VM200-FE-01	1:08.106	112.6	5



FIA Formula E Championship

Round 6 - Long Beach ePrix

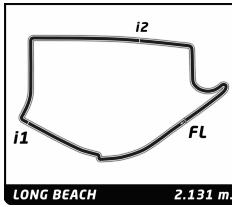
Shakedown

Analysis

Official Timekeeper TAGHeuer

■ Personal Best ■ Session Best ■ Crossing the finish line in pit lane

Lap	C	Time	Sector 1	Sector 2	Sector 3	Kph	Elapsed	Lap	Time	Sector 1	Sector 2	Sector 3	Kph	Elapsed	
1	Nelson PIQUET JR BRA NEXTEV TCR Formula E Team							9 Sébastien BUEMI CHE Renault e.Dams							
1	A	2:07.109	1:04.216	32.486	30.407	60.4	2:07.109	1	A	1:34.382	35.876	32.245	26.261	81.3	1:34.382
2	A	1:13.770	23.787	23.248	26.735	104.0	3:20.879	2	A	1:10.738	22.741	22.252	25.745	108.5	2:45.120
3	A	1:12.600 B	22.869	23.537	26.194	105.7	4:33.479	3	A	1:10.076 B	22.333	21.800	25.943	109.5	3:55.196
4	B	12:26.656	...	34.047	25.972	10.3	17:00.135	4	B	12:26.535	...	28.421	26.513	10.3	16:21.731
5	B	1:08.682	22.506	22.346	23.830	111.7	18:08.817	5	B	1:08.898	20.898	24.194	23.806	111.3	17:30.629
6	B	1:07.486 B	21.828	22.121	23.537	113.7	19:16.303	6	B	1:15.866 B	23.728	24.965	27.173	101.1	18:46.495
2	Sam BIRD GBR DS Virgin Racing Formula E Team							11 Lucas DI GRASSI BRA ABT Schaeffler Audi Sport							
1	A	1:36.598	36.862	32.534	27.202	79.4	1:36.598	1	B	1:48.243	46.528	33.231	28.484	70.9	1:48.243
2	A	1:10.748	22.782	22.937	25.029	108.4	2:47.346	2	B	1:12.251	23.243	23.822	25.186	106.2	3:00.494
3	A	1:09.159 B	21.567	22.072	25.520	110.9	3:56.505	3	B	1:08.082 B	21.637	22.132	24.313	112.7	4:08.576
4	B	12:29.507	...	30.276	25.277	10.2	16:26.012	4	A	12:22.239	...	28.102	27.052	10.3	16:30.815
5	B	1:09.591	22.963	23.057	23.571	110.2	17:35.603	5	A	1:10.843	22.297	24.108	24.438	108.3	17:41.658
6	B	1:15.848 B	20.948	29.368	25.532	101.1	18:51.451	6	A	1:16.239 B	21.278	26.835	28.126	100.6	18:57.897
4	Stéphane SARRAZIN FRA Venturi Formula E Team							12 Mike CONWAY GBR Venturi Formula E Team							
1	B	1:45.010	42.790	32.334	29.886	73.1	1:45.010	1	B	1:46.566	45.592	33.213	27.761	72.0	1:46.566
2	B	1:10.884	23.508	22.821	24.555	108.2	2:55.894	2	B	1:10.878	23.049	22.818	25.011	108.2	2:57.444
3	B	1:08.346 B	21.755	22.220	24.371	112.2	4:04.240	3	B	1:08.659 B	21.852	22.381	24.426	111.7	4:06.103
4	A	12:21.232	...	29.210	26.675	10.3	16:25.472	4	A	12:21.551	...	29.348	25.628	10.3	16:27.654
5	A	1:08.797	21.570	21.889	25.338	111.5	17:34.269	5	A	1:09.930	21.998	24.070	23.862	109.7	17:37.584
6	A	1:15.411 B	21.476	29.559	24.376	101.7	18:49.680	6	A	1:14.566 B	21.027	28.473	25.066	102.9	18:52.150
6	Loïc DUVAL FRA Dragon Racing							21 Bruno SENNA BRA Mahindra Racing Formula E Team							
1	A	1:55.905	52.408	34.587	28.910	66.2	1:55.905	1	B	2:01.406	58.253	34.149	29.004	63.2	2:01.406
2	A	1:14.236	24.482	24.281	25.473	103.3	3:10.141	2	B	1:12.267	22.909	23.102	26.256	106.2	3:13.673
3	A	1:10.353 B	22.318	22.618	25.417	109.0	4:20.494	3	B	1:12.621 B	21.962	22.491	28.168	105.6	4:26.294
4	B	12:17.614	...	32.670	25.641	10.4	16:38.108	4	A	12:21.681	...	29.931	27.503	10.3	16:47.975
5	B	1:04.106	21.543	22.432	24.131	112.6	17:46.214	5	A	1:11.821	24.324	23.381	24.116	106.8	17:59.796
6	B	1:16.788 B	21.758	25.679	29.351	99.9	19:03.002	6	A	1:11.486 B	21.598	22.315	27.573	107.3	19:11.282
7	Jérôme D'AMBROSIO BEL Dragon Racing							23 Nick HEIDFELD DEU Mahindra Racing Formula E Team							
1	B	1:49.432	47.597	33.724	28.111	70.1	1:49.432	1	A	1:53.875	50.335	34.943	28.597	67.4	1:53.875
2	B	1:12.336	23.882	23.251	25.203	106.1	3:01.768	2	A	1:15.472	25.414	24.441	25.617	101.6	3:09.347
3	B	1:09.223 B	22.104	22.529	24.590	110.8	4:10.991	3	A	1:10.020 B	22.400	22.745	24.875	109.6	4:19.367
4	A	12:27.927	...	31.787	25.681	10.3	16:38.918	4	B	12:27.501	...	30.179	27.020	10.3	16:46.868
5	A	1:08.162	22.100	22.123	23.939	112.5	17:47.080	5	B	1:11.805	24.948	22.592	24.265	106.8	17:58.673
6	A	1:16.913 B	21.662	26.291	28.960	99.7	19:03.993	6	B	1:11.683 B	21.949	22.779	26.955	107.0	19:10.356
8	Nicolas PROST FRA Renault e.Dams							25 Jean-Eric VERGNE FRA DS Virgin Racing Formula E Team							
1	A	1:32.901	34.549	32.446	25.906	82.6	1:32.901	1	B	2:00.174	57.155	33.738	29.281	63.8	2:00.174
2	A	1:10.577	22.500	23.013	25.064	108.7	2:43.478	2	B	1:12.797	23.148	23.662	25.987	105.4	3:12.971
3	A	1:10.681 B	22.039	22.439	26.203	108.5	3:54.159	3	B	1:12.126 B	22.090	22.980	27.056	106.4	4:25.097
4	B	12:29.960	...	28.734	27.665	10.2	16:24.119	4	A	12:19.529	...	29.718	26.664	10.4	16:44.626
5	B	1:09.429	21.148	22.449	25.832	110.5	17:33.548	5	A	1:12.533	25.760	22.661	24.112	105.8	17:57.159
6	B	1:14.080 B	21.343	27.381	25.356	103.6	18:47.628	6	A	1:11.408 B	21.709	22.370	27.329	107.4	19:08.567



FIA Formula E Championship

Round 6 - Long Beach ePrix

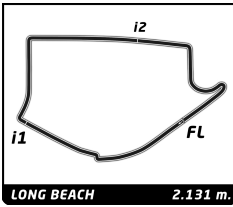
Shakedown

Analysis

Official Timekeeper TAG Heuer

■ Personal Best
 ■ Session Best
 ■ Crossing the finish line in pit lane

Lap	C	Time	Sector 1	Sector 2	Sector 3	Kph	Elapsed	Lap	Time	Sector 1	Sector 2	Sector 3	Kph	Elapsed
27	Robin FRIJNS NED													
Andretti Formula E Race Team								SRT01-e						
1	B	1:43.755	40.583	33.078	30.094	73.9	1:43.755							
2	B	1:11.176	23.603	23.167	24.406	107.8	2:54.931							
3	B	1:07.565 B	22.005	21.879	23.681	113.5	4:02.496							
4	A	12:38.448	...	32.048	25.894	10.1	16:40.944							
5	A	1:12.976	22.715	22.864	27.397	105.1	17:53.920							
6	A	1:12.228 B	21.513	21.795	28.920	106.2	19:06.148							
28	Simona DE SILVESTRO CHE													
Andretti Formula E Race Team								SRT01-e						
1	A	1:38.882	38.723	32.855	27.304	77.6	1:38.882							
2	A	1:11.390	23.197	23.173	25.020	107.5	2:50.272							
3	A	1:08.304 B	22.038	22.059	24.207	112.3	3:58.576							
4	B	12:30.353	...	29.312	25.617	10.2	16:28.929							
5	B	1:11.209	22.362	24.445	24.402	107.7	17:40.138							
6	B	1:16.690 B	21.503	27.499	27.688	100.0	18:56.828							
55	Antonio Felix DA COSTA PRT													
Team Aguri								SRT01-e						
1	A	1:29.036	31.023	31.603	26.410	86.2	1:29.036							
2	A	1:11.081	22.206	22.613	26.262	107.9	2:40.117							
3	A	1:11.256 B	23.063	22.761	25.432	107.7	3:51.373							
4	B	13:13.264	...	31.597	26.716	9.7	17:04.637							
5	B	1:10.969	22.209	22.708	26.052	108.1	18:15.606							
6	B	1:09.424 B	21.714	22.411	25.299	110.5	19:25.030							
66	Daniel ABT DEU													
ABT Schaeffler Audi Sport								ABT Schaeffler FE01						
1	B	1:50.940	48.887	34.473	27.580	69.2	1:50.940							
2	B	1:12.214	23.626	23.726	24.862	106.2	3:03.154							
3	B	1:10.715 B	22.391	22.796	25.528	108.5	4:13.869							
4	A	12:18.179	...	28.323	26.846	10.4	16:32.048							
5	A	1:11.379	22.808	23.770	24.801	107.5	17:43.427							
6	A	1:15.757 B	21.593	26.047	28.117	101.3	18:59.184							
77	Salvador DURAN MEX													
Team Aguri								SRT01-e						
1	A	1:32.262	33.450	32.345	26.467	83.2	1:32.262							
2	A	1:10.496	22.427	23.298	24.771	108.8	2:42.758							
3	A	1:09.946 B	22.165	22.403	25.378	109.7	3:52.704							
4	B	13:32.717	...	41.131	39.928	9.4	17:25.421							
5	B	1:18.697 B	24.956	23.711	30.030	97.5	18:44.118							
88	Oliver TURVEY GBR													
NEXTEV TCR Formula E Team								NEXTEV TCR FormulaE 001						
1	B	2:05.046	1:01.595	32.898	30.553	61.4	2:05.046							
2	B	1:15.074	24.118	24.345	26.611	102.2	3:20.120							
3	B	1:12.552 B	22.840	23.619	26.093	105.7	4:32.672							
4	A	12:01.754	...	29.463	26.931	10.6	16:34.426							
5	A	1:11.172	22.596	23.423	25.153	107.8	17:45.598							
6	A	1:15.070 B	21.963	25.014	28.093	102.2	19:00.668							



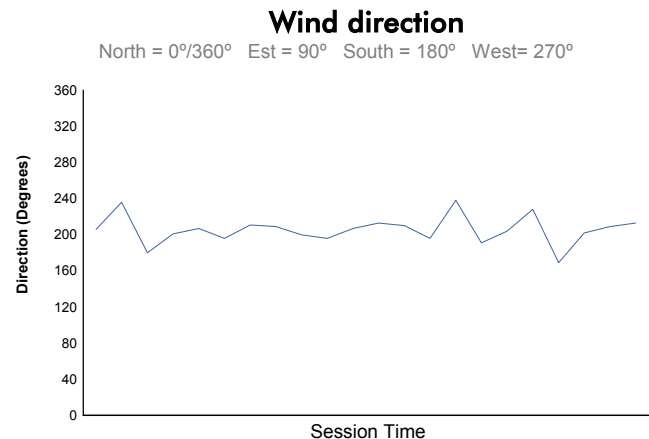
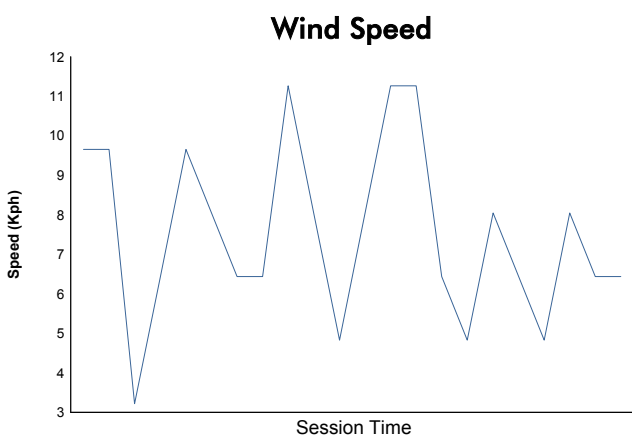
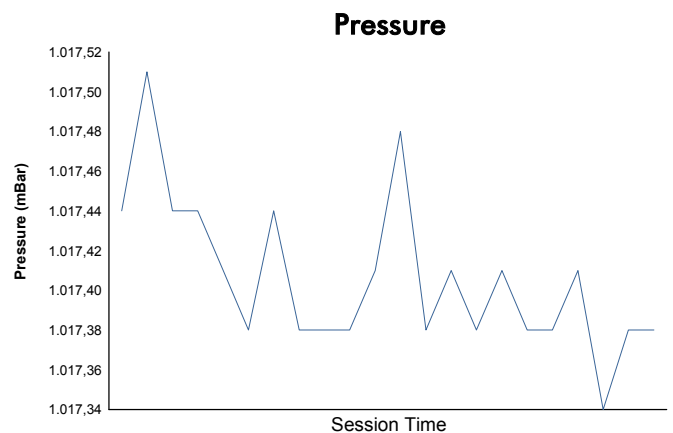
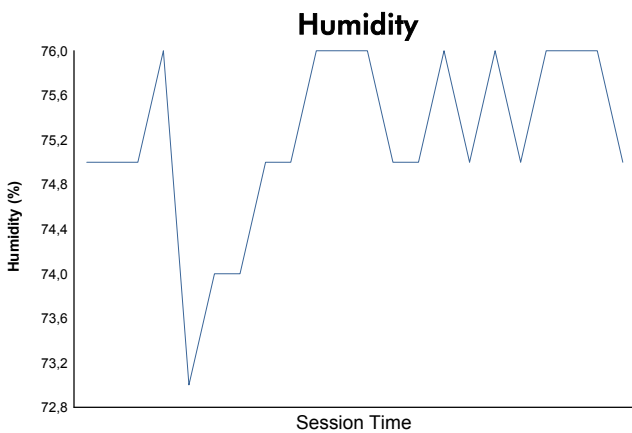
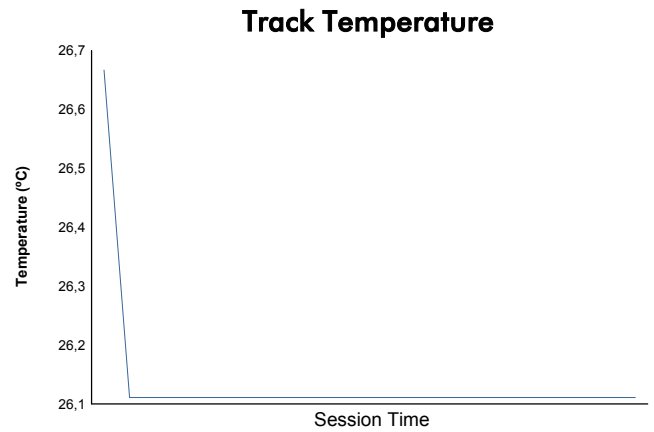
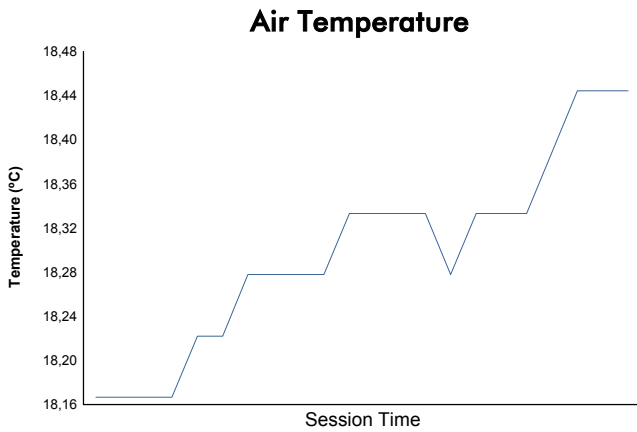
Round 6 - Long Beach ePrix

FIA Formula E Championship

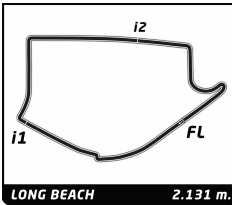
Shakedown

Weather Report

Official Timekeeper



Track Status: **DRY**



FIA Formula E Championship

Round 6 - Long Beach ePrix

Non Qualifying Practice 1

LONG BEACH 2.131 m.

Classification

Official Timekeeper 

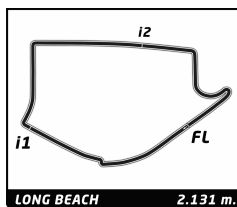
Nr.	Driver	Nat	Team	Car	Time	Lap	Total	Gap	Kph	
1	9 Sébastien BUEMI	CHE	Renault e.Dams	Renault Z.E 15	57.383	20	27	-	-	133.7
2	2 Sam BIRD	GBR	DS Virgin Racing Formula E Team	Virgin Racing Engineering DSV-01	57.815	15	23	+0.432	+0.432	132.7
3	28 Simona DE SILVESTRO	CHE	Andretti Formula E Race Team	SRT01-e	58.033	22	23	+0.650	+0.218	132.2
4	27 Robin FRIJNS	NED	Andretti Formula E Race Team	SRT01-e	58.039	20	22	+0.656	+0.006	132.2
5	77 Salvador DURAN	MEX	Team Aguri	SRT01-e	58.119	20	29	+0.736	+0.080	132.0
6	4 Stéphane SARRAZIN	FRA	Venturi Formula E Team	Venturi VM200-FE-01	58.373	30	33	+0.990	+0.254	131.4
7	55 Antonio Felix DA COSTA	PRT	Team Aguri	SRT01-e	58.775	24	31	+1.392	+0.402	130.5
8	11 Lucas DI GRASSI	BRA	ABT Schaeffler Audi Sport	ABT Schaeffler FE01	58.780	17	32	+1.397	+0.005	130.5
9	8 Nicolas PROST	FRA	Renault e.Dams	Renault Z.E 15	58.783	23	26	+1.400	+0.003	130.5
10	66 Daniel ABT	DEU	ABT Schaeffler Audi Sport	ABT Schaeffler FE01	58.790	19	27	+1.407	+0.007	130.5
11	25 Jean-Eric VERGNE	FRA	DS Virgin Racing Formula E Team	Virgin Racing Engineering DSV-01	58.852	15	24	+1.469	+0.062	130.4
12	6 Loïc DUVAL	FRA	Dragon Racing	Venturi VM200-FE-01	59.039	24	28	+1.656	+0.187	129.9
13	7 Jérôme D'AMBROSIO	BEL	Dragon Racing	Venturi VM200-FE-01	59.048	28	29	+1.665	+0.009	129.9
14	88 Oliver TURVEY	GBR	NEXTEV TCR Formula E Team	NEXTEV TCR FormulaE 001	59.120	19	37	+1.737	+0.072	129.8
15	12 Mike CONWAY	GBR	Venturi Formula E Team	Venturi VM200-FE-01	59.276	11	25	+1.893	+0.156	129.4
16	1 Nelson PIQUET JR	BRA	NEXTEV TCR Formula E Team	NEXTEV TCR FormulaE 001	59.441	16	28	+2.058	+0.165	129.1
17	23 Nick HEIDFELD	DEU	Mahindra Racing Formula E Team	Mahindra M2ELECTRO	59.505	14	20	+2.122	+0.064	128.9
18	21 Bruno SENNA	BRA	Mahindra Racing Formula E Team	Mahindra M2ELECTRO	59.556	24	27	+2.173	+0.051	128.8

Fastest Lap	Lap 20	Sébastien BUEMI	57.383	133.7 Kph
--------------------	--------	-----------------	---------------	-----------

Published at:

Track Status: **DRY**

Race Director:	Timekeeper:
-----------------------	--------------------



FIA Formula E Championship

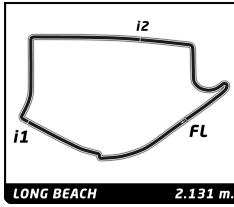
Round 6 - Long Beach ePrix

Non Qualifying Practice 1

Best Sector Times

Official Timekeeper 

SECTOR 1			SECTOR 2			SECTOR 3			Pos	Driver	Ideal Lap	Best Lap
Pos	Driver	Time	Driver	Time	Driver	Time						
1	2 S.BIRD	17.485	9 S.BUEMI	18.798	9 S.BUEMI	20.986	1	9 S.BUEMI	0'57.383	57.383	(1)	
2	9 S.BUEMI	17.599	25 J.VERGNE	18.874	27 R.FRIJNS	21.105	2	2 S.BIRD	0'57.790	57.815	(2)	
3	77 S.DURAN	17.666	28 S.DE SILVESTRO	18.885	4 S.SARRAZIN	21.106	3	28 S.DE SILVESTRO	0'58.033	58.033	(3)	
4	25 J.VERGNE	17.681	2 S.BIRD	18.913	28 S.DE SILVESTRO	21.141	4	27 R.FRIJNS	0'58.039	58.039	(4)	
5	8 N.PROST	17.802	77 S.DURAN	19.041	55 A.DA COSTA	21.191	5	25 J.VERGNE	0'58.091	58.852	(11)	
6	27 R.FRIJNS	17.864	27 R.FRIJNS	19.070	66 D.ABT	21.271	6	77 S.DURAN	0'58.119	58.119	(5)	
7	12 M.CONWAY	17.907	4 S.SARRAZIN	19.172	11 L.DI GRASSI	21.319	7	4 S.SARRAZIN	0'58.373	58.373	(6)	
8	11 L.DI GRASSI	18.003	11 L.DI GRASSI	19.246	8 N.PROST	21.360	8	8 N.PROST	0'58.471	58.783	(9)	
9	28 S.DE SILVESTRO	18.007	8 N.PROST	19.309	2 S.BIRD	21.392	9	11 L.DI GRASSI	0'58.568	58.780	(8)	
10	66 D.ABT	18.045	1 N.PIQUET JR	19.326	6 L.DUVAL	21.403	10	66 D.ABT	0'58.699	58.790	(10)	
11	6 L.DUVAL	18.061	88 O.TURVEY	19.356	77 S.DURAN	21.412	11	55 A.DA COSTA	0'58.710	58.775	(7)	
12	4 S.SARRAZIN	18.095	66 D.ABT	19.383	7 J.D'AMBROSIO	21.428	12	6 L.DUVAL	0'58.939	59.039	(12)	
13	55 A.DA COSTA	18.101	55 A.DA COSTA	19.418	1 N.PIQUET JR	21.512	13	12 M.CONWAY	0'58.981	59.276	(15)	
14	88 O.TURVEY	18.116	7 J.D'AMBROSIO	19.428	25 J.VERGNE	21.536	14	7 J.D'AMBROSIO	0'58.988	59.048	(13)	
15	7 J.D'AMBROSIO	18.132	6 L.DUVAL	19.475	12 M.CONWAY	21.587	15	88 O.TURVEY	0'59.120	59.120	(14)	
16	23 N.HEIDFELD	18.178	12 M.CONWAY	19.487	21 B.SENNA	21.647	16	23 N.HEIDFELD	0'59.436	59.505	(17)	
17	21 B.SENNA	18.246	23 N.HEIDFELD	19.535	88 O.TURVEY	21.648	17	1 N.PIQUET JR	0'59.441	59.441	(16)	
18	1 N.PIQUET JR	18.603	21 B.SENNA	19.570	23 N.HEIDFELD	21.723	18	21 B.SENNA	0'59.463	59.556	(18)	



FIA Formula E Championship

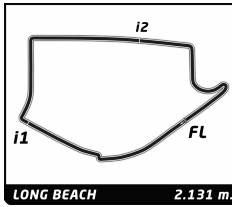
Round 6 - Long Beach ePrix

Non Qualifying Practice 1

Fastest Lap Sequence

Official Timekeeper 

Practice Time	Driver	Team	Car	Time	Kph	Lap
2:14.543	8 Nicolas PROST	Renault e.Dams	Renault Z.E 15	1:05.521	117.1	2
2:30.153	77 Salvador DURAN	Team Aguri	SRT01-e	1:03.789	120.3	2
2:32.019	55 Antonio Felix DA COSTA	Team Aguri	SRT01-e	1:02.601	122.5	2
3:16.416	8 Nicolas PROST	Renault e.Dams	Renault Z.E 15	1:01.873	124.0	3
3:30.174	9 Sébastien BUEMI	Renault e.Dams	Renault Z.E 15	1:01.409	124.9	3
3:32.904	55 Antonio Felix DA COSTA	Team Aguri	SRT01-e	1:00.885	126.0	3
3:37.237	2 Sam BIRD	DS Virgin Racing Formula E Team	Virgin Racing Engineering DSV-01	1:00.741	126.3	3
4:30.141	9 Sébastien BUEMI	Renault e.Dams	Renault Z.E 15	59.967	127.9	4
5:33.623	55 Antonio Felix DA COSTA	Team Aguri	SRT01-e	59.961	127.9	5
5:37.674	2 Sam BIRD	DS Virgin Racing Formula E Team	Virgin Racing Engineering DSV-01	59.617	128.7	5
5:58.253	25 Jean-Eric VERGNE	DS Virgin Racing Formula E Team	Virgin Racing Engineering DSV-01	59.404	129.1	5
6:29.655	9 Sébastien BUEMI	Renault e.Dams	Renault Z.E 15	59.310	129.3	6
6:57.453	25 Jean-Eric VERGNE	DS Virgin Racing Formula E Team	Virgin Racing Engineering DSV-01	59.200	129.6	6
10:05.966	11 Lucas DI GRASSI	ABT Schaeffler Audi Sport	ABT Schaeffler FE01	58.919	130.2	9
11:04.858	11 Lucas DI GRASSI	ABT Schaeffler Audi Sport	ABT Schaeffler FE01	58.892	130.3	10
20:47.016	9 Sébastien BUEMI	Renault e.Dams	Renault Z.E 15	58.869	130.3	14
22:25.151	11 Lucas DI GRASSI	ABT Schaeffler Audi Sport	ABT Schaeffler FE01	58.780	130.5	17
22:48.204	9 Sébastien BUEMI	Renault e.Dams	Renault Z.E 15	58.519	131.1	16
24:56.103	77 Salvador DURAN	Team Aguri	SRT01-e	58.119	132.0	20
33:37.155	9 Sébastien BUEMI	Renault e.Dams	Renault Z.E 15	57.383	133.7	20



FIA Formula E Championship

Round 6 - Long Beach ePrix

Non Qualifying Practice 1

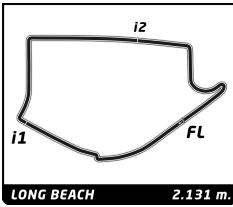
Analysis

Official Timekeeper TAGHeuer

Lap	C	Time	Sector 1	Sector 2	Sector 3	Kph	Elapsed	Lap	Time	Sector 1	Sector 2	Sector 3	Kph	Elapsed	
11	B	59.240	18.208	19.531	21.501	129.5	11:53.471	6	B	1:02.453	19.152	20.312	22.989	122.8	7:38.120
12	B	1:08.143 B	18.446	20.126	29.571	112.6	13:01.614	7	B	1:01.857	19.000	20.112	22.745	124.0	8:39.977
13	A	5:52.987	5:06.640	22.606	23.741	21.7	18:54.601	8	B	1:02.185	18.867	20.580	22.738	123.4	9:42.162
14	A	1:02.602	19.777	20.310	22.515	122.5	19:57.203	9	B	1:01.299	18.799	19.956	22.544	125.2	10:43.461
15	A	1:05.797	20.917	20.257	24.623	116.6	21:03.000	10	B	1:01.661	18.569	20.650	22.442	124.4	11:45.122
16	A	1:04.059	20.379	20.037	23.643	119.8	22:07.059	11	B	1:01.121	18.730	19.973	22.418	125.5	12:46.243
17	A	59.205	18.218	19.590	21.397	129.6	23:06.264	12	B	1:00.641	18.628	19.799	22.214	126.5	13:46.884
18	A	59.433	18.125	19.715	21.593	129.1	24:05.697	13	B	1:02.333	18.817	20.508	23.008	123.1	14:49.217
19	A	58.790	18.048	19.471	21.271	130.5	25:04.487	14	B	1:00.296	18.540	19.718	22.038	127.2	15:49.513
20	A	59.304	18.190	19.622	21.492	129.4	26:03.791	15	B	1:00.171	18.471	19.720	21.980	127.5	16:49.684
21	A	59.031	18.045	19.383	21.603	130.0	27:02.822	16	B	1:09.330 B	18.808	20.178	30.344	110.7	17:59.014
22	A	58.899	18.104	19.470	21.325	130.3	28:01.721	17	A	5:04.836	4:18.371	22.608	23.857	25.2	23:03.850
23	A	58.891	18.147	19.417	21.327	130.3	29:00.612	18	A	1:06.613	19.304	21.112	26.197	115.2	24:10.463
24	A	1:06.015 B	18.139	19.557	28.319	116.2	30:06.627	19	A	59.120	18.116	19.356	21.648	129.8	25:09.583
25	B	12:56.346	...	20.849	27.252	9.9	43:02.973	20	A	1:03.236	19.336	20.933	22.967	121.3	26:12.819
26	B	59.642	18.431	19.696	21.515	128.6	44:02.615	21	A	1:00.168	18.579	19.735	21.854	127.5	27:12.987
27	B	59.000	18.046	19.497	21.457	130.0	45:01.615	22	A	1:04.928	19.349	20.976	24.603	118.2	28:17.915

77	Salvador DURAN		MEX				
	Team Aguri		SRT01-e				
1	B	1:26.364	40.442	21.853	24.069	88.8	1:26.364
2	B	1:03.789	19.781	20.614	23.394	120.3	2:30.153
3	B	1:02.288	19.485	20.182	22.621	123.2	3:32.441
4	B	1:02.418	19.038	20.730	22.650	122.9	4:34.859
5	B	1:00.556	18.670	19.876	22.010	126.7	5:35.415
6	B	1:00.936	18.630	20.184	22.122	125.9	6:36.351
7	B	1:04.237	19.973	20.614	23.650	119.4	7:40.588
8	B	1:00.177	18.603	19.677	21.897	127.5	8:40.765
9	B	1:00.320	18.390	20.131	21.799	127.2	9:41.085
10	B	1:00.722	18.493	19.913	22.316	126.3	10:41.807
11	B	1:00.954	18.768	19.951	22.235	125.9	11:42.761
12	B	1:00.686	18.708	19.808	22.170	126.4	12:43.447
13	B	1:00.829	18.730	19.949	22.150	126.1	13:44.276
14	B	1:02.332	19.939	20.196	22.197	123.1	14:46.608
15	B	1:00.645	18.684	19.904	22.057	126.5	15:47.253
16	B	1:00.198	18.578	19.655	21.965	127.4	16:47.451
17	B	1:06.517 B	18.648	19.809	28.060	115.3	17:53.968
18	A	5:01.101	4:15.164	22.891	23.046	25.5	22:55.069
19	A	1:02.915	18.505	19.697	24.713	121.9	23:57.984
20	A	58.119	17.666	19.041	21.412	132.0	24:56.103
21	A	1:19.235	24.654	26.920	27.661	96.8	26:15.338
22	A	1:00.755	18.769	20.046	21.940	126.3	27:16.093
23	A	1:00.500	18.807	19.840	21.853	126.8	28:16.593
24	A	1:00.126	18.572	19.764	21.790	127.6	29:16.719
25	A	1:00.129	18.562	19.787	21.780	127.6	30:16.848
26	A	1:00.564	18.744	19.999	21.821	126.7	31:17.412
27	A	1:00.344	18.652	19.671	22.021	127.1	32:17.756
28	A	59.678	18.395	19.570	21.713	128.5	33:17.434
29	A	1:05.640 B	18.470	19.622	27.548	116.9	34:23.074

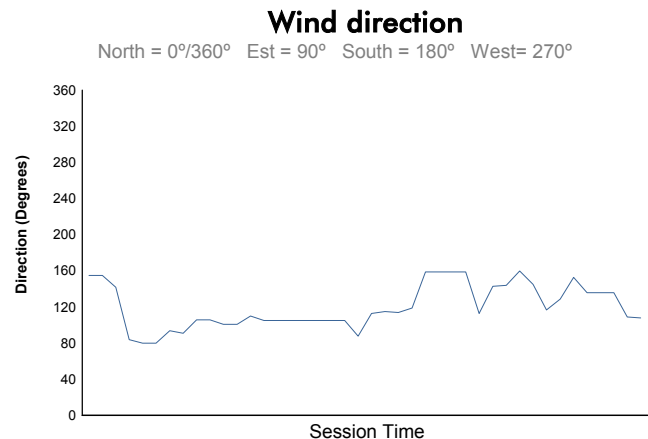
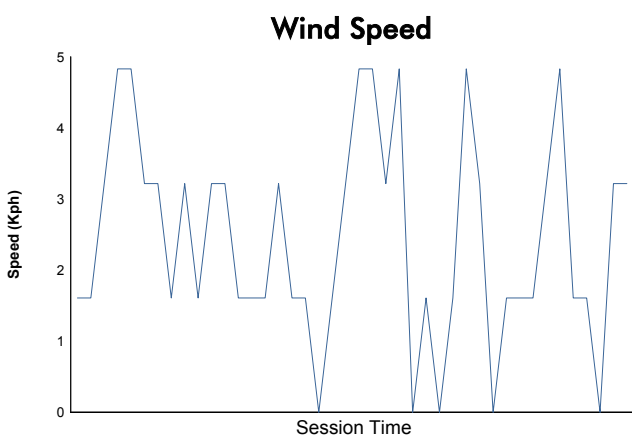
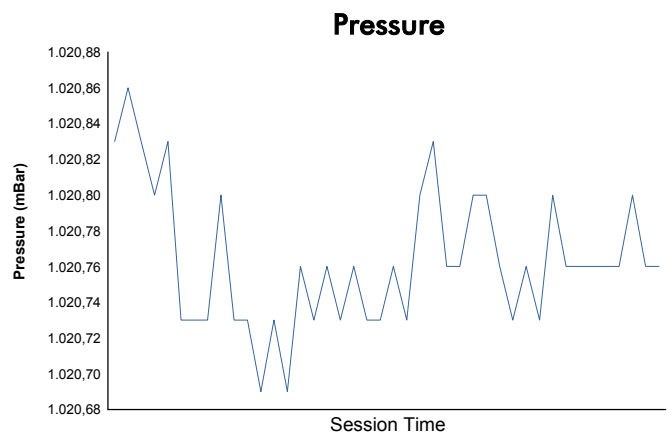
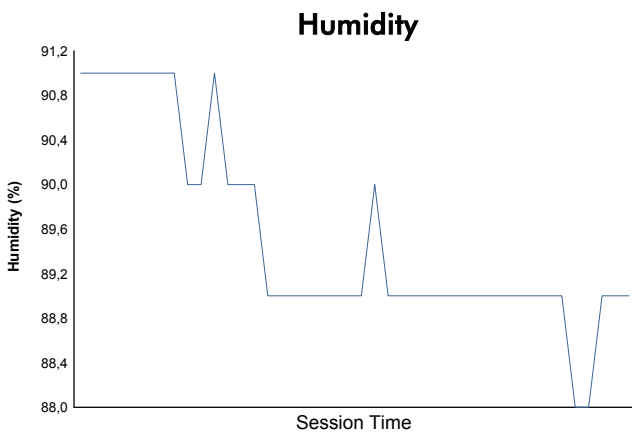
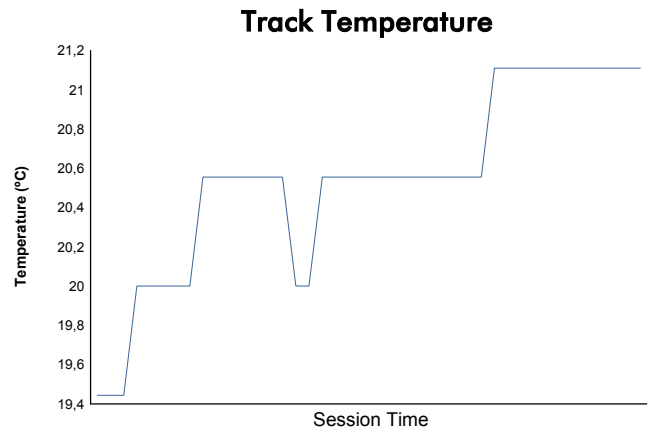
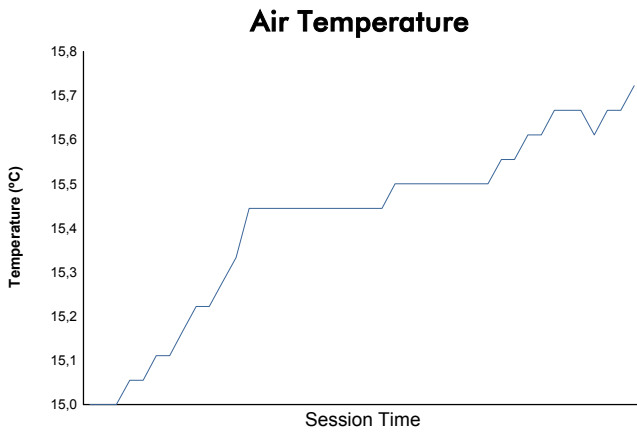
88	Oliver TURVEY		GBR				
	NEXTEV TCR Formula E Team		NEXTEV TCR FormulaE 001				
1	B	2:15.835	1:25.121	23.680	27.034	56.5	2:15.835
2	B	1:08.308	20.990	21.577	25.741	112.3	3:24.143
3	B	1:04.969	20.060	21.124	23.785	118.1	4:29.112
4	B	1:03.755	19.453	21.089	23.213	120.3	5:32.867
5	B	1:02.800	19.453	20.606	22.741	122.2	6:35.667



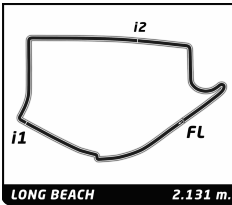
Round 6 - Long Beach ePrix
 FIA Formula E Championship
 Non Qualifying Practice 1

Weather Report

Official Timekeeper



Track Status: **DRY**



FIA Formula E Championship

Round 6 - Long Beach ePrix

Non Qualifying Practice 2

LONG BEACH 2.131 m.

Classification

Official Timekeeper 

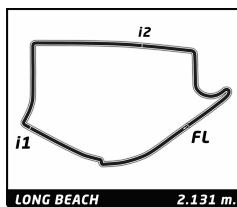
Nr.	Driver	Nat	Team	Car	Time	Lap	Total	Gap	Kph	
1	66 Daniel ABT	DEU	ABT Schaeffler Audi Sport	ABT Schaeffler FE01	56.778	15	18	-	-	135.1
2	9 Sébastien BUEMI	CHE	Renault e.Dams	Renault Z.E 15	56.952	15	22	+0.174	+0.174	134.7
3	11 Lucas DI GRASSI	BRA	ABT Schaeffler Audi Sport	ABT Schaeffler FE01	57.044	16	18	+0.266	+0.092	134.5
4	55 Antonio Felix DA COSTA	PRT	Team Aguri	SRT01-e	57.155	17	18	+0.377	+0.111	134.2
5	27 Robin FRUJNS	NED	Andretti Formula E Race Team	SRT01-e	57.161	16	19	+0.383	+0.006	134.2
6	2 Sam BIRD	GBR	DS Virgin Racing Formula E Team	Virgin Racing Engineering DSV-01	57.212	18	19	+0.434	+0.051	134.1
7	8 Nicolas PROST	FRA	Renault e.Dams	Renault Z.E 15	57.259	16	23	+0.481	+0.047	134.0
8	21 Bruno SENNA	BRA	Mahindra Racing Formula E Team	Mahindra M2ELECTRO	57.377	12	22	+0.599	+0.118	133.7
9	4 Stéphane SARRAZIN	FRA	Venturi Formula E Team	Venturi VM200-FE-01	57.408	3	19	+0.630	+0.031	133.6
10	7 Jérôme D'AMBROSIO	BEL	Dragon Racing	Venturi VM200-FE-01	57.457	17	19	+0.679	+0.049	133.5
11	28 Simona DE SILVESTRO	CHE	Andretti Formula E Race Team	SRT01-e	57.682	19	22	+0.904	+0.225	133.0
12	6 Loïc DUVAL	FRA	Dragon Racing	Venturi VM200-FE-01	57.757	18	21	+0.979	+0.075	132.8
13	1 Nelson PIQUET JR	BRA	NEXTEV TCR Formula E Team	NEXTEV TCR FormulaE 001	57.802	16	20	+1.024	+0.045	132.7
14	12 Mike CONWAY	GBR	Venturi Formula E Team	Venturi VM200-FE-01	57.862	3	16	+1.084	+0.060	132.6
15	23 Nick HEIDFELD	DEU	Mahindra Racing Formula E Team	Mahindra M2ELECTRO	57.899	3	14	+1.121	+0.037	132.5
16	25 Jean-Eric VERGNE	FRA	DS Virgin Racing Formula E Team	Virgin Racing Engineering DSV-01	58.099	3	16	+1.321	+0.200	132.0
17	88 Oliver TURVEY	GBR	NEXTEV TCR Formula E Team	NEXTEV TCR FormulaE 001	58.297	14	20	+1.519	+0.198	131.6
18	77 Salvador DURAN	MEX	Team Aguri	SRT01-e	59.214	9	18	+2.436	+0.917	129.6

Fastest Lap	Lap 15	Daniel ABT	56.778	135.1 Kph
--------------------	--------	------------	---------------	-----------

Published at:

Track Status: **DRY**

Race Director:	Timekeeper:
-----------------------	--------------------



FIA Formula E Championship

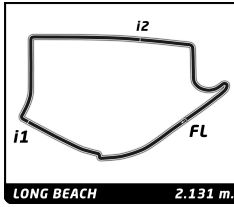
Round 6 - Long Beach ePrix

Non Qualifying Practice 2

Best Sector Times

Official Timekeeper 

SECTOR 1			SECTOR 2			SECTOR 3			Pos	Driver	Ideal Lap	Best Lap
Pos	Driver	Time	Driver	Time	Driver	Time						
1	2 S.BIRD	17.326	9 S.BUEMI	18.659	66 D.ABT	20.663	1	66 D.ABT	0'56.778	56.778	(1)	
2	66 D.ABT	17.427	66 D.ABT	18.688	55 A.DA COSTA	20.708	2	9 S.BUEMI	0'56.952	56.952	(2)	
3	8 N.PROST	17.448	27 R.FRIJNS	18.738	9 S.BUEMI	20.775	3	11 L.DI GRASSI	0'57.044	57.044	(3)	
4	11 L.DI GRASSI	17.461	11 L.DI GRASSI	18.760	11 L.DI GRASSI	20.823	4	55 A.DA COSTA	0'57.120	57.155	(4)	
5	21 B.SENNA	17.467	4 S.SARRAZIN	18.790	4 S.SARRAZIN	20.831	5	27 R.FRIJNS	0'57.161	57.161	(5)	
6	7 J.DAMBROSIO	17.486	8 N.PROST	18.827	8 N.PROST	20.897	6	4 S.SARRAZIN	0'57.167	57.408	(9)	
7	55 A.DA COSTA	17.509	7 J.DAMBROSIO	18.830	27 R.FRIJNS	20.902	7	8 N.PROST	0'57.172	57.259	(7)	
8	9 S.BUEMI	17.518	55 A.DA COSTA	18.903	21 B.SENNA	20.967	8	2 S.BIRD	0'57.212	57.212	(6)	
9	27 R.FRIJNS	17.521	2 S.BIRD	18.912	2 S.BIRD	20.974	9	21 B.SENNA	0'57.377	57.377	(8)	
10	4 S.SARRAZIN	17.546	21 B.SENNA	18.943	1 N.PIQUET JR	20.989	10	7 J.DAMBROSIO	0'57.457	57.457	(10)	
11	12 M.CONWAY	17.567	28 S.DE SILVESTRO	18.944	28 S.DE SILVESTRO	21.081	11	12 M.CONWAY	0'57.669	57.862	(14)	
12	25 J.VERGNE	17.571	12 M.CONWAY	18.974	23 N.HEIDFELD	21.081	12	28 S.DE SILVESTRO	0'57.682	57.682	(11)	
13	6 L.DUVAL	17.605	1 N.PIQUET JR	18.978	6 L.DUVAL	21.118	13	6 L.DUVAL	0'57.713	57.757	(12)	
14	28 S.DE SILVESTRO	17.657	6 L.DUVAL	18.990	12 M.CONWAY	21.128	14	1 N.PIQUET JR	0'57.802	57.802	(13)	
15	23 N.HEIDFELD	17.689	23 N.HEIDFELD	19.069	7 J.DAMBROSIO	21.141	15	23 N.HEIDFELD	0'57.839	57.899	(15)	
16	1 N.PIQUET JR	17.835	88 O.TURVEY	19.141	25 J.VERGNE	21.254	16	25 J.VERGNE	0'57.992	58.099	(16)	
17	88 O.TURVEY	17.856	25 J.VERGNE	19.167	88 O.TURVEY	21.300	17	88 O.TURVEY	0'58.297	58.297	(17)	
18	77 S.DURAN	18.253	77 S.DURAN	19.467	77 S.DURAN	21.344	18	77 S.DURAN	0'59.064	59.214	(18)	



FIA Formula E Championship

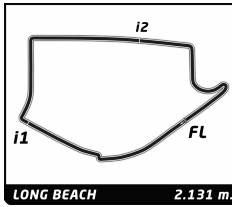
Round 6 - Long Beach ePrix

Non Qualifying Practice 2

Fastest Lap Sequence

Official Timekeeper 

Practice Time	Driver	Team	Car	Time	Kph	Lap
2:10.473	8 Nicolas PROST	Renault e.Dams	Renault Z.E 15	1:03.694	120.4	2
2:23.737	9 Sébastien BUEMI	Renault e.Dams	Renault Z.E 15	1:00.200	127.4	2
2:25.176	55 Antonio Felix DA COSTA	Team Aguri	SRT01-e	1:00.150	127.5	2
2:45.533	27 Robin FRUJNS	Andretti Formula E Race Team	SRT01-e	59.289	129.4	2
3:22.640	9 Sébastien BUEMI	Renault e.Dams	Renault Z.E 15	58.903	130.2	3
3:55.900	25 Jean-Eric VERGNE	DS Virgin Racing Formula E Team	Virgin Racing Engineering DSV-01	58.099	132.0	3
4:36.192	23 Nick HEIDFELD	Mahindra Racing Formula E Team	Mahindra M2ELECTRO	57.899	132.5	3
4:37.901	4 Stéphane SARRAZIN	Venturi Formula E Team	Venturi VM200-FE-01	57.408	133.6	3
17:55.525	8 Nicolas PROST	Renault e.Dams	Renault Z.E 15	57.352	133.8	14
19:52.656	9 Sébastien BUEMI	Renault e.Dams	Renault Z.E 15	56.952	134.7	15
23:12.378	66 Daniel ABT	ABT Schaeffler Audi Sport	ABT Schaeffler FE01	56.778	135.1	15



FIA Formula E Championship

Round 6 - Long Beach ePrix

Non Qualifying Practice 2

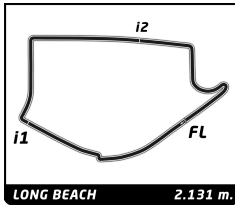
Analysis

Official Timekeeper TAGHeuer

Lap	C	Time	Sector 1	Sector 2	Sector 3	Kph	Elapsed	Lap	Time	Sector 1	Sector 2	Sector 3	Kph	Elapsed	
4	B	1:01.989	19.666	19.914	22.409	123.8	6:58.933	19	B	1:08.738 B	18.741	20.560	29.437	111.6	27:58.274
5	B	59.242	18.153	19.749	21.340	129.5	7:58.175	20	B	2:30.360	1:38.507	23.809	28.044	51.0	30:28.634
6	B	58.764	18.150	19.453	21.161	130.5	8:56.939								
7	B	58.464	17.990	19.315	21.159	131.2	9:55.403								
8	B	58.613	18.053	19.385	21.175	130.9	10:54.016								
9	B	58.329	17.980	19.285	21.064	131.5	11:52.345								
10	B	1:05.061 B	18.161	19.672	27.228	117.9	12:57.406								
11	A	6:10.147	5:24.196	21.822	24.129	20.7	19:07.553								
12	A	1:03.542	19.091	20.679	23.772	120.7	20:11.095								
13	A	57.388	17.688	18.924	20.776	133.7	21:08.483								
14	A	1:07.117	20.403	23.376	23.338	114.3	22:15.600								
15	A	56.778	17.427	18.688	20.663	135.1	23:12.378								
16	A	1:23.009 B	21.099	24.861	37.049	92.4	24:35.387								
17	B	4:19.781	3:30.850	23.580	25.351	29.5	28:55.168								
18	B	1:06.789	21.030	20.481	25.278	114.9	30:01.957								

77	Salvador DURAN	MEX					
Team Aguri		SRT01-e					
Lap	C	Time	Sector 1	Sector 2	Sector 3	Kph	Elapsed
1	A	1:32.546	46.931	21.653	23.962	82.9	1:32.546
2	A	1:02.306	19.125	20.263	22.918	123.1	2:34.852
3	A	1:23.742	34.562	21.504	27.676	91.6	3:58.594
4	A	1:02.265	19.259	20.032	22.974	123.2	5:00.859
5	A	1:01.268	18.894	20.315	22.059	125.2	6:02.127
6	A	1:00.618	18.864	19.579	22.175	126.6	7:02.745
7	A	1:00.292	18.646	19.867	21.779	127.2	8:03.037
8	A	1:00.201	18.413	20.177	21.611	127.4	9:03.238
9	A	59.214	18.321	19.549	21.344	129.6	10:02.452
10	A	59.425	18.300	19.559	21.566	129.1	11:01.877
11	A	1:06.637 B	18.363	19.648	28.626	115.1	12:08.514
12	B	4:26.903	3:42.719	21.603	22.581	28.7	16:35.417
13	B	1:00.047	18.506	19.578	21.963	127.8	17:35.464
14	B	59.313	18.316	19.467	21.530	129.3	18:34.777
15	B	1:17.562	26.429	26.268	24.865	98.9	19:52.339
16	B	59.543	18.512	19.606	21.425	128.8	20:51.882
17	B	1:03.554	18.269	19.632	25.653	120.7	21:55.436
18	B	1:05.595 B	18.253	19.467	27.875	117.0	23:01.031

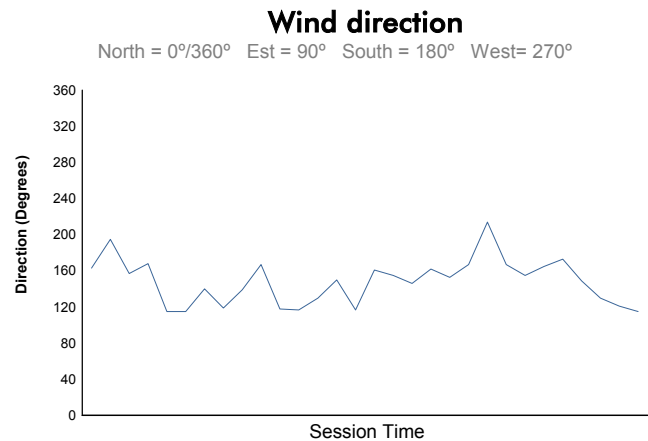
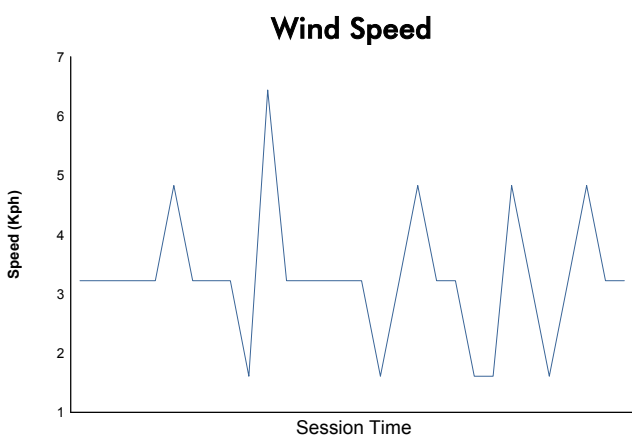
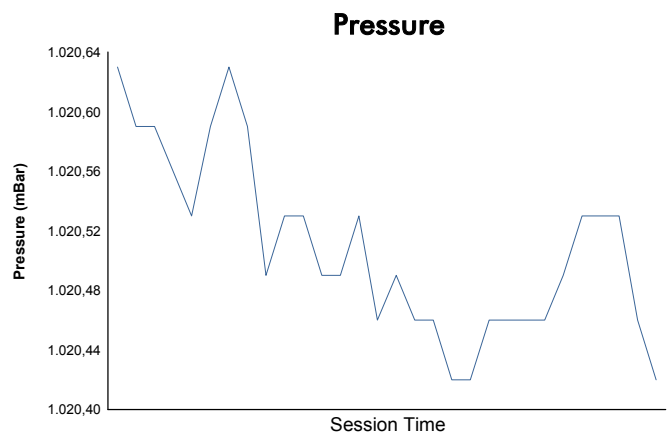
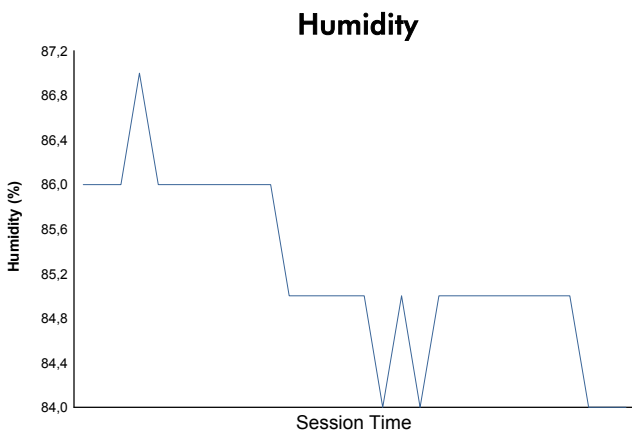
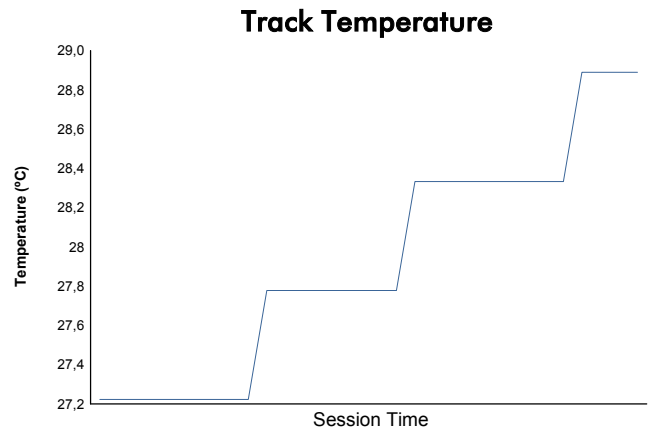
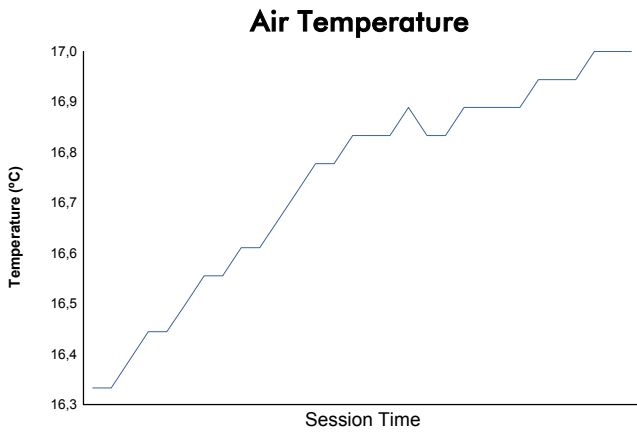
88	Oliver TURVEY	GBR					
NEXTEV TCR Formula E Team		NEXTEV TCR FormulaE 001					
Lap	C	Time	Sector 1	Sector 2	Sector 3	Kph	Elapsed
1	A	3:24.452	2:35.781	22.698	25.973	37.5	3:24.452
2	A	1:06.877	20.411	21.575	24.891	114.7	4:31.329
3	A	1:00.213	18.616	19.797	21.800	127.4	5:31.542
4	A	59.638	18.276	19.594	21.768	128.6	6:31.180
5	A	1:01.561	18.681	20.340	22.540	124.6	7:32.741
6	A	1:01.270	18.999	19.986	22.285	125.2	8:34.011
7	A	1:00.900	18.695	20.041	22.164	126.0	9:34.911
8	A	1:01.465	18.787	20.053	22.625	124.8	10:36.376
9	A	59.668	18.375	19.632	21.661	128.6	11:36.044
10	A	59.545	18.342	19.481	21.722	128.8	12:35.589
11	A	1:08.758 B	19.750	20.208	28.800	111.6	13:44.347
12	B	6:56.051	6:08.858	23.579	23.614	18.4	20:40.398
13	B	1:09.320	19.914	20.252	29.154	110.7	21:49.718
14	B	58.297	17.856	19.141	21.300	131.6	22:48.015
15	B	1:03.285	20.038	20.109	23.138	121.2	23:51.300
16	B	59.428	18.398	19.571	21.459	129.1	24:50.728
17	B	59.546	18.439	19.576	21.531	128.8	25:50.274
18	B	59.262	18.221	19.472	21.569	129.5	26:49.536



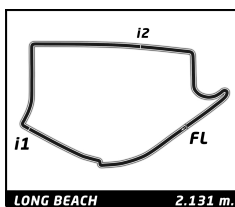
Round 6 - Long Beach ePrix
 FIA Formula E Championship
 Non Qualifying Practice 2

Weather Report

Official Timekeeper



Track Status: **DRY**



FIA Formula E Championship

Round 6 - Long Beach ePrix

Groups Qualifying Session

LONG BEACH 2.131 m.

Classification

Official Timekeeper 

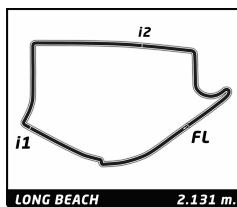
Nr.	Driver	Nat	Team	Car	Time	Lap	Total	Gap	Kph	
1	2 Sam BIRD	GBR	DS Virgin Racing Formula E Team	Virgin Racing Engineering DSV-01	56.821	3	4	-	-	135.0
2	55 Antonio Felix DA COSTA	PRT	Team Aguri	SRT01-e	57.079	3	4	+0.258	+0.258	134.4
3	23 Nick HEIDFELD	DEU	Mahindra Racing Formula E Team	Mahindra M2ELECTRO	57.129	3	4	+0.308	+0.050	134.3
4	11 Lucas DI GRASSI	BRA	ABT Schaeffler Audi Sport	ABT Schaeffler FE01	57.131	3	4	+0.310	+0.002	134.3
5	4 Stéphane SARRAZIN	FRA	Venturi Formula E Team	Venturi VM200-FE-01	57.136	3	3	+0.315	+0.005	134.3
6	27 Robin FRUJNS	NED	Andretti Formula E Race Team	SRT01-e	57.145	3	4	+0.324	+0.009	134.2
7	66 Daniel ABT	DEU	ABT Schaeffler Audi Sport	ABT Schaeffler FE01	57.151	3	4	+0.330	+0.006	134.2
8	9 Sébastien BUEMI	CHE	Renault e.Dams	Renault Z.E 15	57.189	3	3	+0.368	+0.038	134.1
9	8 Nicolas PROST	FRA	Renault e.Dams	Renault Z.E 15	57.284	3	4	+0.463	+0.095	133.9
10	7 Jérôme D'AMBROSIO	BEL	Dragon Racing	Venturi VM200-FE-01	57.288	3	4	+0.467	+0.004	133.9
11	21 Bruno SENNA	BRA	Mahindra Racing Formula E Team	Mahindra M2ELECTRO	57.383	3	3	+0.562	+0.095	133.7
12	25 Jean-Eric VERGNE	FRA	DS Virgin Racing Formula E Team	Virgin Racing Engineering DSV-01	57.496	3	4	+0.675	+0.113	133.4
13	28 Simona DE SILVESTRO	CHE	Andretti Formula E Race Team	SRT01-e	57.696	3	3	+0.875	+0.200	133.0
14	88 Oliver TURVEY	GBR	NEXTEV TCR Formula E Team	NEXTEV TCR FormulaE 001	57.952	3	4	+1.131	+0.256	132.4
15	1 Nelson PIQUET JR	BRA	NEXTEV TCR Formula E Team	NEXTEV TCR FormulaE 001	58.015	3	4	+1.194	+0.063	132.2
16	12 Mike CONWAY	GBR	Venturi Formula E Team	Venturi VM200-FE-01	58.144	3	3	+1.323	+0.129	131.9
17	77 Salvador DURAN	MEX	Team Aguri	SRT01-e	58.417	3	4	+1.596	+0.273	131.3
18	6 Loic DUVAL	FRA	Dragon Racing	Venturi VM200-FE-01	59.049	3	3	+2.228	+0.632	129.9

Fastest Lap	Lap 3	Sam BIRD	56.821	135.0 Kph
--------------------	-------	----------	---------------	-----------

Published at:

Track Status: **DRY**

Race Director:	Timekeeper:
-----------------------	--------------------



FIA Formula E Championship

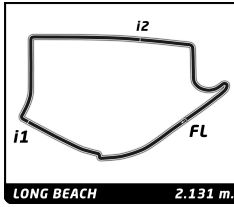
Round 6 - Long Beach ePrix

Groups Qualifying Session

Best Sector Times

Official Timekeeper 

SECTOR 1			SECTOR 2			SECTOR 3			Pos	Driver	Ideal Lap	Best Lap
Pos	Driver	Time	Driver	Time	Driver	Time	Pos	Driver				
1	2 S.BIRD	17.193	9 S.BUEMI	18.674	2 S.BIRD	20.734	1	2 S.BIRD	0'56.821	56.821	(1)	
2	7 J.D'AMBROSIO	17.421	27 R.FRIJNS	18.679	55 A.DA COSTA	20.807	2	55 A.DA COSTA	0'57.079	57.079	(2)	
3	8 N.PROST	17.423	11 L.DI GRASSI	18.704	66 D.ABT	20.833	3	23 N.HEIDFELD	0'57.129	57.129	(3)	
4	4 S.SARRAZIN	17.432	23 N.HEIDFELD	18.758	9 S.BUEMI	20.867	4	11 L.DI GRASSI	0'57.131	57.131	(4)	
5	21 B.SENNA	17.457	55 A.DA COSTA	18.778	27 R.FRIJNS	20.869	5	4 S.SARRAZIN	0'57.136	57.136	(5)	
6	66 D.ABT	17.490	4 S.SARRAZIN	18.821	23 N.HEIDFELD	20.869	6	27 R.FRIJNS	0'57.145	57.145	(6)	
7	55 A.DA COSTA	17.494	66 D.ABT	18.828	4 S.SARRAZIN	20.883	7	66 D.ABT	0'57.151	57.151	(7)	
8	23 N.HEIDFELD	17.502	7 J.D'AMBROSIO	18.833	11 L.DI GRASSI	20.890	8	9 S.BUEMI	0'57.189	57.189	(8)	
9	11 L.DI GRASSI	17.537	8 N.PROST	18.880	25 J.VERGNE	20.939	9	8 N.PROST	0'57.284	57.284	(9)	
10	27 R.FRIJNS	17.597	2 S.BIRD	18.894	8 N.PROST	20.981	10	7 J.D'AMBROSIO	0'57.288	57.288	(10)	
11	77 S.DURAN	17.631	21 B.SENNA	18.910	21 B.SENNA	21.016	11	21 B.SENNA	0'57.383	57.383	(11)	
12	25 J.VERGNE	17.642	25 J.VERGNE	18.915	7 J.D'AMBROSIO	21.034	12	25 J.VERGNE	0'57.496	57.496	(12)	
13	9 S.BUEMI	17.648	28 S.DE SILVESTRO	18.920	28 S.DE SILVESTRO	21.125	13	28 S.DE SILVESTRO	0'57.696	57.696	(13)	
14	28 S.DE SILVESTRO	17.651	1 N.PIQUET JR	18.949	88 O.TURVEY	21.177	14	88 O.TURVEY	0'57.952	57.952	(14)	
15	12 M.CONWAY	17.703	12 M.CONWAY	18.978	1 N.PIQUET JR	21.237	15	1 N.PIQUET JR	0'58.015	58.015	(15)	
16	88 O.TURVEY	17.742	77 S.DURAN	19.011	6 L.DUVAL	21.352	16	12 M.CONWAY	0'58.144	58.144	(16)	
17	1 N.PIQUET JR	17.829	88 O.TURVEY	19.033	12 M.CONWAY	21.463	17	77 S.DURAN	0'58.417	58.417	(17)	
18	6 L.DUVAL	18.132	6 L.DUVAL	19.565	77 S.DURAN	21.775	18	6 L.DUVAL	0'59.049	59.049	(18)	



FIA Formula E Championship

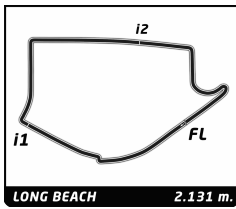
Round 6 - Long Beach ePrix

Groups Qualifying Session

Fastest Lap Sequence

Official Timekeeper 

Practice Time	Driver	Team	Car	Time	Kph	Lap
2:13.810	7 Jérôme D'AMBROSIO	Dragon Racing	Venturi VM200-FE-01	1:02.137	123.5	2
3:11.098	7 Jérôme D'AMBROSIO	Dragon Racing	Venturi VM200-FE-01	57.288	133.9	3
3:25.578	9 Sébastien BUEMI	Renault e.Dams	Renault Z.E 15	57.189	134.1	3
3:29.989	2 Sam BIRD	DS Virgin Racing Formula E Team	Virgin Racing Engineering DSV-01	56.821	135.0	3



FIA Formula E Championship

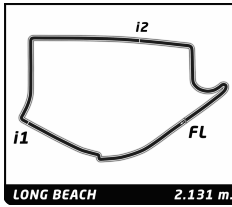
Round 6 - Long Beach ePrix

Groups Qualifying Session

Analysis

Official Timekeeper 

Lap	C	Time	Sector 1	Sector 2	Sector 3	Kph	Elapsed	Lap	Time	Sector 1	Sector 2	Sector 3	Kph	Elapsed	
1		Nelson PIQUET JR BRA NEXTEV TCR Formula E Team													
1	B	21:16.640	...	21.707	22.671	6.0	21:16.640								
2	B	1:02.083	19.179	20.183	22.721	123.6	22:18.723								
3	B	58.015	17.829	18.949	21.237	132.2	23:16.738								
4	B	3:14.690 B	22.066	22.220	2:30.404	39.4	26:31.428								
2		Sam BIRD GBR DS Virgin Racing Formula E Team													
1	A	1:22.896	32.574	24.665	25.657	92.5	1:22.896								
2	A	1:10.272	19.355	25.415	25.502	109.2	2:33.168								
3	A	56.821	17.193	18.894	20.734	135.0	3:29.989								
4	A	8:48.489 B	21.203	29.272	7:58.014	14.5	12:18.478								
4		Stéphane SARRAZIN FRA Venturi Formula E Team													
1	B	11:37.346	...	21.263	22.533	11.0	11:37.346								
2	B	1:02.738	18.660	21.128	22.950	122.3	12:40.084								
3	B	57.136	17.432	18.821	20.883	134.3	13:37.220								
6		Loïc DUVAL FRA Dragon Racing													
1	B	11:25.928	...	22.712	23.206	11.2	11:25.928								
2	B	1:05.193	18.808	19.792	26.593	117.7	12:31.121								
3	B	59.049	18.132	19.565	21.352	129.9	13:30.170								
7		Jérôme D'AMBROSIO BEL Dragon Racing													
1	A	1:11.673	27.030	21.465	23.178	107.0	1:11.673								
2	A	1:02.137	18.838	19.895	23.404	123.5	2:13.810								
3	A	57.288	17.421	18.833	20.934	133.9	3:11.098								
4	A	3:32.398 B	23.376	27.023	2:41.999	36.1	6:43.496								
8		Nicolas PROST FRA Renault e.Dams													
1	B	11:09.479	...	22.930	23.504	11.5	11:09.479								
2	B	1:01.772	19.488	20.188	22.096	124.2	12:11.251								
3	B	57.284	17.423	18.880	20.981	133.9	13:08.535								
4	B	3:10.865 B	22.626	23.714	2:24.525	40.2	16:19.400								
9		Sébastien BUEMI CHE Renault e.Dams													
1	A	1:16.940	24.500	26.694	25.746	99.7	1:16.940								
2	A	1:11.449	22.693	24.439	24.317	107.4	2:28.389								
3	A	57.189	17.648	18.674	20.867	134.1	3:25.578								
11		Lucas DI GRASSI BRA ABT Schaeffler Audi Sport													
1	A	31:13.911	...	21.668	22.374	4.1	31:13.911								
2	A	1:01.082	18.381	19.516	23.185	125.6	32:14.993								
3	A	57.131	17.537	18.704	20.890	134.3	33:12.124								
4	A	1:18.696 B	21.506	23.478	33.712	97.5	34:30.820								
12		Mike CONWAY GBR Venturi Formula E Team													
1	A	31:59.604	...	23.660	29.605	4.0	31:59.604								
2	A	1:04.085	18.546	19.662	25.877	119.7	33:03.689								
3	A	58.144	17.703	18.978	21.463	131.9	34:01.833								
21		Bruno SENNA BRA Mahindra Racing Formula E Team													
1	B	31:42.703	...	23.885	24.122	4.0	31:42.703								
2	B	59.270	18.101	19.487	21.682	129.4	32:41.973								
3	B	57.383	17.457	18.910	21.016	133.7	33:39.356								
23		Nick HEIDFELD DEU Mahindra Racing Formula E Team													
1	A	31:54.062	...	24.207	27.144	4.0	31:54.062								
2	A	1:04.914	18.895	20.951	25.068	118.2	32:58.976								
3	A	57.129	17.502	18.758	20.869	134.3	33:56.105								
4	A	2:03.919 B	25.721	40.098	58.100	61.9	36:00.024								
25		Jean-Eric VERGNE FRA DS Virgin Racing Formula E Team													
1	A	21:31.790	...	26.585	24.680	5.9	21:31.790								
2	A	59.870	18.250	19.612	22.008	128.1	22:31.660								
3	A	57.496	17.642	18.915	20.939	133.4	23:29.156								
4	A	6:12.367 B	20.598	24.697	5:27.072	20.6	29:41.523								
27		Robin FRUJNS NED Andretti Formula E Race Team													
1	B	1:32.662	44.372	22.958	25.332	82.8	1:32.662								
2	B	1:06.375	19.699	19.980	26.696	115.6	2:39.037								
3	B	57.145	17.597	18.679	20.869	134.2	3:36.182								
4	B	10:08.967 B	21.278	26.683	9:21.006	12.6	13:45.149								
28		Simona DE SILVESTRO CHE Andretti Formula E Race Team													
1	B	11:53.099	...	21.999	22.143	10.8	11:53.099								
2	B	59.635	18.618	19.616	21.401	128.6	12:52.734								
3	B	57.696	17.651	18.920	21.125	133.0	13:50.430								
55		Antonio Felix DA COSTA PRT Team Aguri													
1	B	31:25.830	...	22.767	23.082	4.1	31:25.830								
2	B	1:00.607	18.515	19.577	22.515	126.6	32:26.437								
3	B	57.079	17.494	18.778	20.807	134.4	33:23.516								
4	B	1:31.155 B	22.807	28.257	40.091	84.2	34:54.671								
66		Daniel ABT DEU ABT Schaeffler Audi Sport													
1	A	21:15.508	...	21.952	23.834	6.0	21:15.508								
2	A	1:01.645	18.600	19.960	23.085	124.4	22:17.153								
3	A	57.151	17.490	18.828	20.833	134.2	23:14.304								
4	A	4:59.094 B	23.846	23.132	4:12.116	25.6	28:13.398								



FIA Formula E Championship

Round 6 - Long Beach ePrix

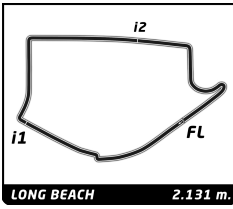
Groups Qualifying Session

Analysis

Official Timekeeper TAG Heuer

■ Personal Best
 ■ Session Best
 B Crossing the finish line in pit lane

Lap	C	Time	Sector 1	Sector 2	Sector 3	Kph	Elapsed	Lap	Time	Sector 1	Sector 2	Sector 3	Kph	Elapsed
77		Salvador DURAN												MEX
		Team Aguri												SRT01-e
1	B	21:36.822	...	26.532	24.818	5.9	21:36.822							
2	B	1:01.009	18.662	19.666	22.681	125.7	22:37.831							
3	B	58.417	17.631	19.011	21.775	131.3	23:36.248							
4	B	7:49.586 B	33.686	42.761	6:33.139	16.3	31:25.834							
88		Oliver TURVEY												GBR
		NEXTEV TCR Formula E Team												NEXTEV TCR FormulaE 001
1	A	1:18.183	30.481	22.719	24.983	98.1	1:18.183							
2	A	1:04.445	20.323	20.743	23.379	119.0	2:22.628							
3	A	57.952	17.742	19.033	21.177	132.4	3:20.580							
4	A	5:24.857 B	21.174	25.557	4:38.126	23.6	8:45.437							



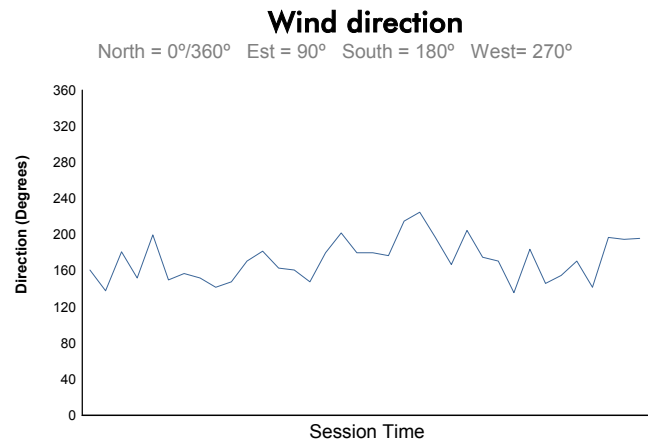
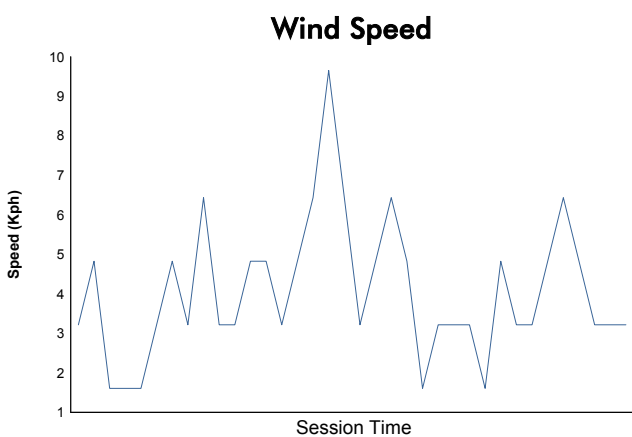
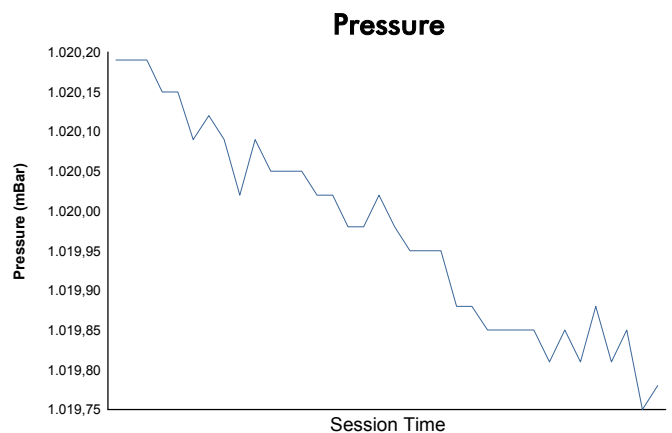
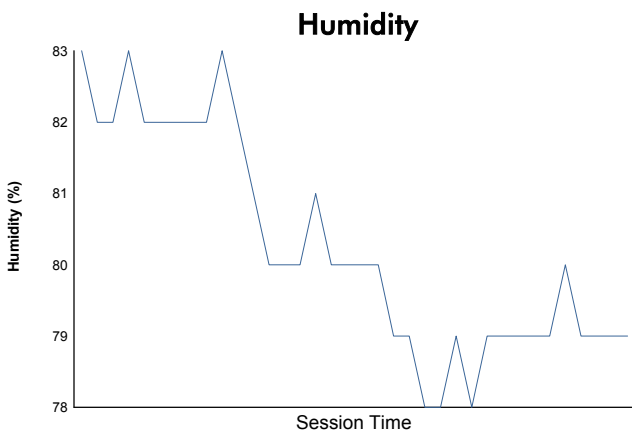
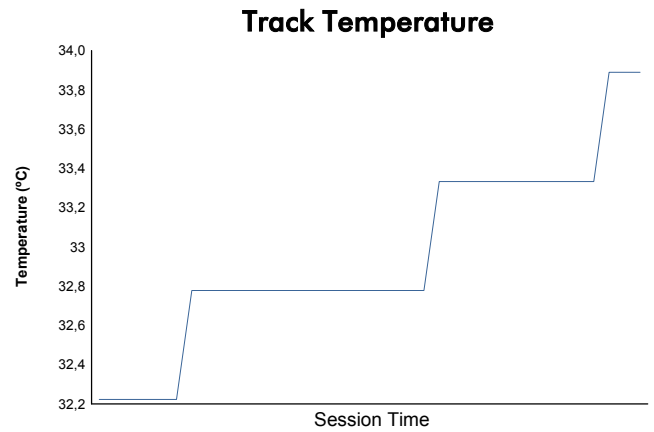
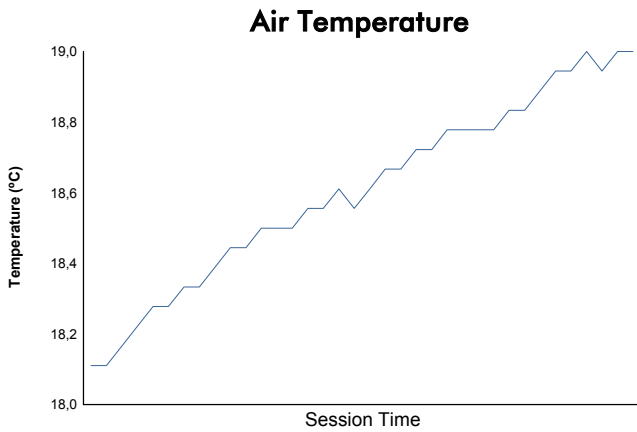
Round 6 - Long Beach ePrix

FIA Formula E Championship

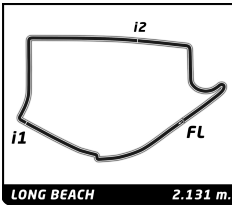
Groups Qualifying Session

Weather Report

Official Timekeeper



Track Status: **DRY**



FIA Formula E Championship

Round 6 - Long Beach ePrix

Super Pole Session

LONG BEACH 2.131 m.

Final Classification

Official Timekeeper 

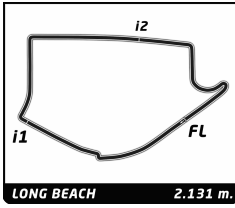
Nr.	Driver	Nat	Team	Car	Time	Lap	Total	Gap	Kph	
1	55 Antonio Felix DA COSTA	PRT	Team Aguri	SRT01-e	57.198	2	2	-	-	134.1
2	2 Sam BIRD	GBR	DS Virgin Racing Formula E Team	Virgin Racing Engineering DSV-01	57.261	2	3	+0.063	+0.063	134.0
3	11 Lucas DI GRASSI	BRA	ABT Schaeffler Audi Sport	ABT Schaeffler FE01	57.270	2	3	+0.072	+0.009	134.0
4	4 Stéphane SARRAZIN	FRA	Venturi Formula E Team	Venturi VM200-FE-01	57.412	2	2	+0.214	+0.142	133.6
5	23 Nick HEIDFELD	DEU	Mahindra Racing Formula E Team	Mahindra M2ELECTRO	57.825	2	3	+0.627	+0.413	132.7

Fastest Lap	Lap 2	Antonio Felix DA COSTA	57.198	134.1 Kph
--------------------	-------	------------------------	---------------	-----------

Published at:

Track Status: **DRY**

Stewards:	Timekeeper:
------------------	--------------------



FIA Formula E Championship

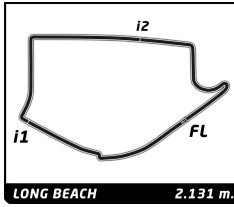
Round 6 - Long Beach ePrix

Super Pole Session

Best Sector Times

Official Timekeeper 

SECTOR 1			SECTOR 2			SECTOR 3			Pos	Driver	Ideal Lap	Best Lap
Pos	Driver	Time	Driver	Time	Driver	Time						
1	23 N.HEIDFELD	17.516	11 L.DI GRASSI	18.729	55 A.DA COSTA	20.694	1	55 A.DA COSTA	0'57.198	57.198	(1)	
2	11 L.DI GRASSI	17.549	4 S.SARRAZIN	18.750	2 S.BIRD	20.791	2	2 S.BIRD	0'57.261	57.261	(2)	
3	55 A.DA COSTA	17.620	2 S.BIRD	18.844	11 L.DI GRASSI	20.992	3	11 L.DI GRASSI	0'57.270	57.270	(3)	
4	2 S.BIRD	17.626	55 A.DA COSTA	18.884	4 S.SARRAZIN	20.995	4	4 S.SARRAZIN	0'57.412	57.412	(4)	
5	4 S.SARRAZIN	17.667	23 N.HEIDFELD	18.971	23 N.HEIDFELD	21.338	5	23 N.HEIDFELD	0'57.825	57.825	(5)	



FIA Formula E Championship

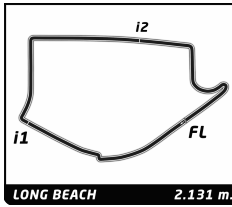
Round 6 - Long Beach ePrix

Super Pole Session

Fastest Lap Sequence

Official Timekeeper 

Practice Time	Driver	Team	Car	Time	Kph	Lap
1:56.980	4 Stéphane SARRAZIN	Venturi Formula E Team	Venturi VM200-FE-01	57.412	133.6	2
3:46.529	11 Lucas DI GRASSI	ABT Schaeffler Audi Sport	ABT Schaeffler FE01	57.270	134.0	2
7:14.582	55 Antonio Felix DA COSTA	Team Aguri	SRT01-e	57.198	134.1	2



FIA Formula E Championship

Round 6 - Long Beach ePrix

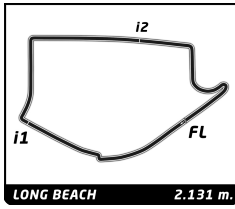
Super Pole Session

Analysis

Official Timekeeper TAGHeuer

■ Personal Best
 ■ Session Best
 ■ B Crossing the finish line in pit lane

Lap	C	Time	Sector 1	Sector 2	Sector 3	Kph	Elapsed	Lap	Time	Sector 1	Sector 2	Sector 3	Kph	Elapsed
2	Sam BIRD GBR							DS Virgin Racing Formula E Team Virgin Racing Engineering DSV-01						
	1	A	7:58.082	7:09.875	23.849	24.358	16.0	7:58.082						
	2	A	57.261	17.626	18.844	20.791	134.0	8:55.343						
4	Stéphane SARRAZIN FRA							Venturi Formula E Team Venturi VM200-FE-01						
	1	B	59.568	14.560	22.181	22.827	128.8	59.568						
	2	B	57.412	17.667	18.750	20.995	133.6	1:56.980						
11	Lucas DI GRASSI BRA							ABT Schaeffler Audi Sport ABT Schaeffler FE01						
	1	A	2:49.259	2:04.717	20.848	23.694	45.3	2:49.259						
	2	A	57.270	17.549	18.729	20.992	134.0	3:46.529						
3	A	3:03.514 B	21.877	20.504	2:21.133	41.8	6:50.043							
23	Nick HEIDFELD DEU							Mahindra Racing Formula E Team Mahindra M2ELECTRO						
	1	A	4:34.764	3:43.413	25.814	25.537	27.9	4:34.764						
	2	A	57.825	17.516	18.971	21.338	132.7	5:32.589						
3	A	3:24.029 B	23.963	28.409	2:31.657	37.6	8:56.618							
55	Antonio Felix DA COSTA PRT							Team Aguri SRT01-e						
	1	B	6:17.384	5:33.071	21.683	22.630	20.3	6:17.384						
	2	B	57.198	17.620	18.884	20.694	134.1	7:14.582						



Round 6 - Long Beach ePrix

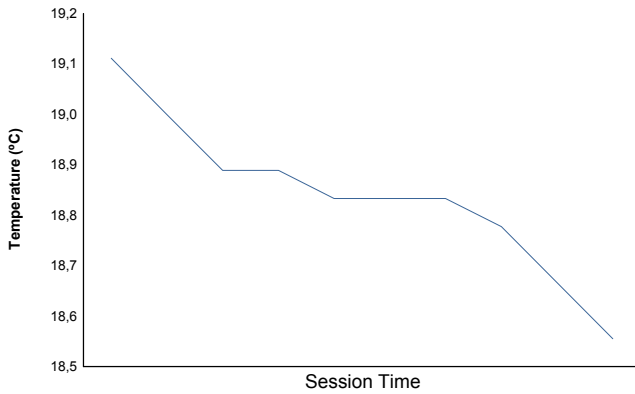
FIA Formula E Championship

Super Pole Session

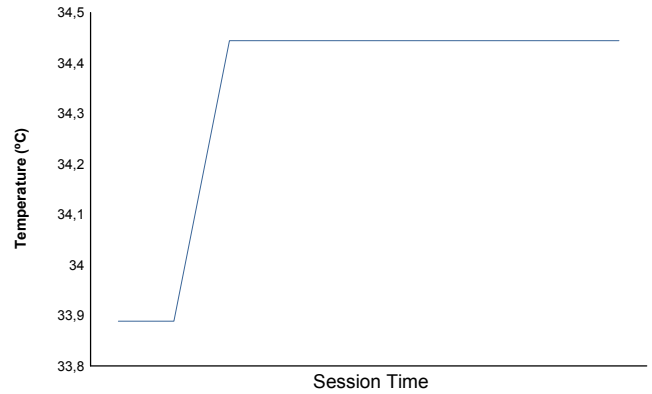
Weather Report

Official Timekeeper TAG Heuer

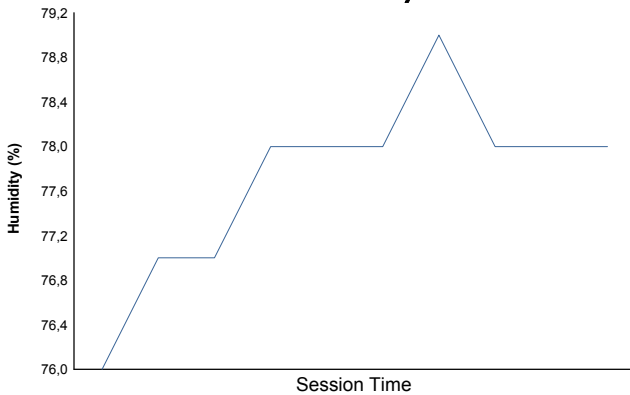
Air Temperature



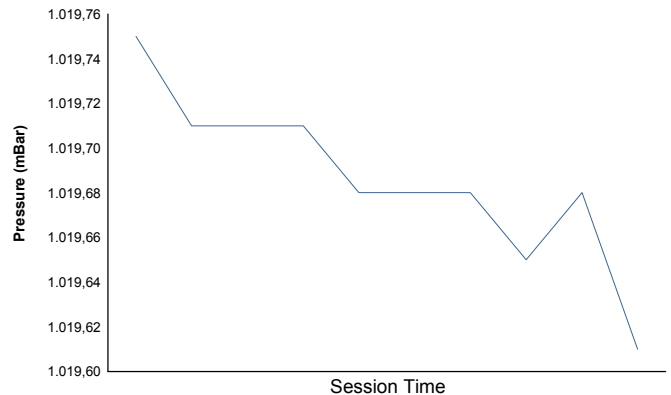
Track Temperature



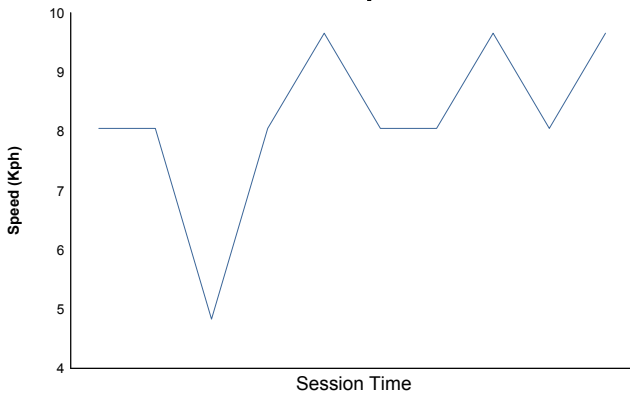
Humidity



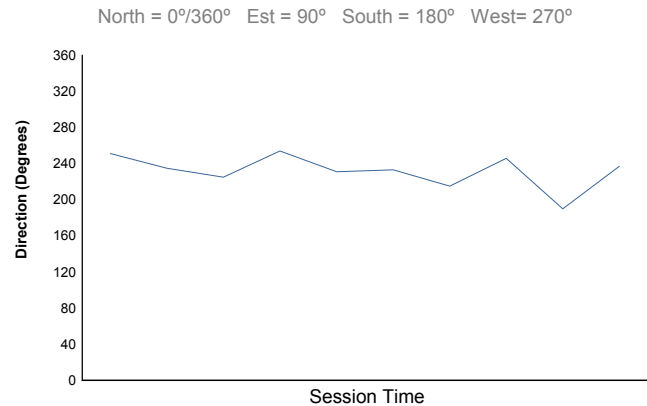
Pressure



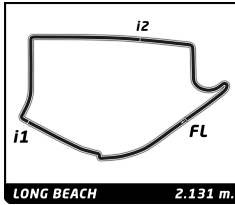
Wind Speed



Wind direction



Track Status: **DRY**



FIA Formula E Championship

Round 6 - Long Beach ePrix

Qualifying

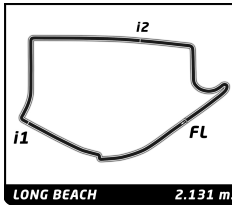
Final Classification

Official Timekeeper 

Nr.	Driver	Nat	Team	s Qualifying	per Pole Sessi	Time	Gap
1	2 Sam BIRD	GBR	DS Virgin Racing Formula E Team	56.821	57.261	57.261	
2	11 Lucas DI GRASSI	BRA	ABT Schaeffler Audi Sport	57.131	57.270	57.270	0.009 0.009
3	4 Stéphane SARRAZIN	FRA	Venturi Formula E Team	57.136	57.412	57.412	0.151 0.142
4	23 Nick HEIDFELD	DEU	Mahindra Racing Formula E Team	57.129	57.825	57.825	0.564 0.413
5	27 Robin FRJNS	NED	Andretti Formula E Race Team		57.145	57.145	
6	66 Daniel ABT	DEU	ABT Schaeffler Audi Sport		57.151	57.151	0.006 0.006
7	9 Sébastien BUEMI	CHE	Renault e.Dams		57.189	57.189	0.044 0.038
8	8 Nicolas PROST	FRA	Renault e.Dams		57.284	57.284	0.139 0.095
9	7 Jérôme D'AMBROSIO	BEL	Dragon Racing		57.288	57.288	0.143 0.004
10	21 Bruno SENNA	BRA	Mahindra Racing Formula E Team		57.383	57.383	0.238 0.095
11	25 Jean-Eric VERGNE	FRA	DS Virgin Racing Formula E Team		57.496	57.496	0.351 0.113
12	28 Simona DE SILVESTRO	CHE	Andretti Formula E Race Team		57.696	57.696	0.551 0.200
13	88 Oliver TURVEY	GBR	NEXTEV TCR Formula E Team		57.952	57.952	0.807 0.256
14	1 Nelson PIQUET JR	BRA	NEXTEV TCR Formula E Team		58.015	58.015	0.870 0.063
15	12 Mike CONWAY	GBR	Venturi Formula E Team		58.144	58.144	0.999 0.129
16	77 Salvador DURAN	MEX	Team Aguri		58.417	58.417	1.272 0.273
17	6 Loïc DUVAL	FRA	Dragon Racing		59.049	59.049	1.904 0.632
Not classified:							
55	Antonio Felix DA COSTA	PRT	Team Aguri				

Car 55 - all lap times from Super Pole and Qualifying Session cancelled due to Stewards Decision N° 10

Stewards:	Timekeeper:
------------------	--------------------



FIA Formula E Championship

Round 6 - Long Beach ePrix

Race (41 laps, 87,4 km.)

Amended

Final Starting Grid

Official Timekeeper TAGHeuer

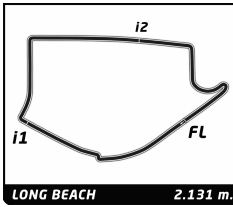
58.015	Nelson PIQUET JR	NEXTEV TCR Formula E Team	1	- 9 -	55	Team Aguri	Antonio Felix DA COSTA	57.198
58.417	Salvador DURAN	Team Aguri	77	- 8 -	6	Dragon Racing	Loïc DUVAL	59.049
57.952	Oliver TURVEY	NEXTEV TCR Formula E Team	88	- 7 -	12	Venturi Formula E Team	Mike CONWAY	58.144
57.496	Jean-Eric VERGNE	DS Virgin Racing Formula E Team	25	- 6 -	28	Andretti Formula E Race Team	Simona DE SILVESTRO	57.696
57.288	Jérôme D'AMBROSIO	Dragon Racing	7	- 5 -	21	Mahindra Racing Formula E Team	Bruno SENNA	57.383
57.189	Sébastien BUEMI	Renault e.Dams	9	- 4 -	8	Renault e.Dams	Nicolas PROST	57.284
57.145	Robin FRUJNS	Andretti Formula E Race Team	27	- 3 -	66	ABT Schaeffler Audi Sport	Daniel ABT	57.151
57.412	Stéphane SARRAZIN	Venturi Formula E Team	4	- 2 -	23	Mahindra Racing Formula E Team	Nick HEIDFELD	57.825
57.261	Sam BIRD	DS Virgin Racing Formula E Team	2	- 1 -	11	ABT Schaeffler Audi Sport	Lucas DI GRASSI	57.270

Pole

Car 1 drop of 10 grid positions due to Stewards Decision N° 9
 Car 55 back of the grid due to Stewards Decision N° 10

Stewards:

Timekeeper:



FIA Formula E Championship

Round 6 - Long Beach ePrix

Race (41 laps, 87,4 km.)

Final Classification

Official Timekeeper TAG Heuer

Drivers	Nat	Team	Vehicle	Laps	Total Time	Gap	Kph	Best Lap		
								Lap	Time	Kph
1 (25) 11 Lucas DI GRASSI	BRA	ABT Schaeffler Audi Sport	ABT Schaeffler FE01	41	45:11.582	-	116.0	40	58.765	130.5
2 (18) 4 Stéphane SARRAZIN	FRA	Venturi Formula E Team	Venturi VM200-FE-01	41	45:12.369	+0.787	116.0	40	58.849	130.4
3 (15) 66 Daniel ABT	DEU	ABT Schaeffler Audi Sport	ABT Schaeffler FE01	41	45:13.267	+1.685	115.9	40	58.935	130.2
4 (12) 23 Nick HEIDFELD	DEU	Mahindra Racing Formula E Team	Mahindra M2ELECTRO	41	45:13.925	+2.343	115.9	31	58.670	130.8
5 (10) 21 Bruno SENNA	BRA	Mahindra Racing Formula E Team	Mahindra M2ELECTRO	41	45:16.550	+4.968	115.8	40	59.174	129.6
6 (11) 2 Sam BIRD	GBR	DS Virgin Racing Formula E Team	Virgin Racing Engineering DSV-01	41	45:16.811	+5.229	115.8	41	59.004	130.0
7 (6) 7 Jérôme D'AMBROSIO	BEL	Dragon Racing	Venturi VM200-FE-01	41	45:18.317	+6.735	115.7	40	59.261	129.5
8 (4) 6 Loïc DUVAL	FRA	Dragon Racing	Venturi VM200-FE-01	41	45:19.639	+8.057	115.7	40	59.196	129.6
9 (2) 28 Simona DE SILVESTRO	CHE	Andretti Formula E Race Team	SRT01-e	41	45:22.087	+10.505	115.5	40	59.681	128.5
10 (1) 12 Mike CONWAY	GBR	Venturi Formula E Team	Venturi VM200-FE-01	41	45:22.482	+10.900	115.5	24	59.013	130.0
11 8 Nicolas PROST	FRA	Renault e.Dams	Renault Z.E 15	41	45:22.787	+11.205	115.5	33	59.298	129.4
12 88 Oliver TURVEY	GBR	NEXTEV TCR Formula E Team	NEXTEV TCR FormulaE 001	41	45:28.999	+17.417	115.3	25	58.920	130.2
13 25 Jean-Eric VERGNE	FRA	DS Virgin Racing Formula E Team	Virgin Racing Engineering DSV-01	40	44:36.709	1 Lap	114.6	29	59.428	129.1
14 77 Salvador DURAN	MEX	Team Aguri	SRT01-e	40	45:15.849	1 Lap	113.0	39	59.230	129.5
15 27 Robin FRIJNS	NED	Andretti Formula E Race Team	SRT01-e	40	45:35.157	1 Lap	112.2	8	59.370	129.2
16 (2) 9 Sébastien BUEMI	CHE	Renault e.Dams	Renault Z.E 15	38	44:50.917	3 Laps	108.3	28	57.938	132.4

Not classified:

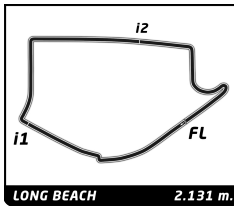
55 Antonio Felix DA COSTA	PRT	Team Aguri	SRT01-e	33	34:24.533			24	58.977	130.1
1 Nelson PIQUET JR	BRA	NEXTEV TCR Formula E Team	NEXTEV TCR FormulaE 001	32	33:56.174			27	58.584	131.0

Pole Position	S. BIRD	57.261	134.0 Kph
Fastest Lap	Lap 28 Sébastien BUEMI	57.938	132.4 Kph

Published at:

Track Status: **DRY**

Stewards:	Timekeeper:
------------------	--------------------

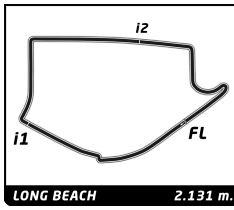


FIA Formula E Championship
Round 6 - Long Beach ePrix
Race

Lap Chart

Official Timekeeper TAG Heuer

		LAP																																
Nr	Pos	Grid	1	2	3	4	5	6	7	8	9	10	11	12	13	14	15	16	17	18	19	20	21	22	23	24	25	26	27	28	29	30	31	32
2	1	2	2	2	2	2	2	2	2	2	2	2	2	2	11	11	11	11	11	11	11	11	11	23	11	11	11	11	11	11	11	11	11	11
11	2	11	11	11	11	11	11	11	11	11	11	11	11	2	2	2	2	2	2	2	2	2	2	21	4	4	4	4	4	4	4	4	4	4
4	3	4	4	4	4	4	4	4	4	4	4	4	4	4	4	4	4	4	4	4	4	4	23	11	66	66	66	66	66	66	66	66	66	66
23	4	23	23	23	27	27	27	27	27	27	27	27	66	66	66	66	66	66	66	66	66	66	66	2	8	8	8	8	8	8	8	8	23	23
27	5	27	27	27	66	66	66	66	66	66	9	9	9	9	9	9	8	8	8	8	8	8	8	4	23	23	23	23	23	23	23	21	21	21
66	6	66	66	66	9	9	9	9	9	9	66	66	66	8	8	8	23	23	23	23	23	23	21	66	21	21	21	21	21	21	21	21	2	2
9	7	9	9	9	23	8	8	8	8	8	8	8	27	23	23	23	9	21	21	21	21	21	7	8	2	2	2	2	2	2	2	8	7	
8	8	8	8	8	8	23	23	23	23	23	23	23	23	27	21	21	21	7	7	7	7	7	55	7	7	7	7	7	7	7	7	7	55	55
7	9	7	21	21	21	21	21	21	21	21	21	21	21	21	27	7	7	25	25	25	25	25	25	28	25	25	25	25	25	25	25	25	25	25
21	10	21	7	7	7	7	7	7	7	7	7	7	7	7	7	27	25	55	55	55	55	55	28	88	55	55	55	55	55	55	25	25	6	6
25	11	25	25	25	25	25	25	25	25	25	25	25	25	25	25	55	28	28	28	28	28	28	88	77	6	6	6	6	6	6	6	28	28	
28	12	28	28	28	28	28	28	28	28	28	28	28	28	28	28	55	28	6	6	6	6	6	77	12	28	28	28	28	28	28	28	28	88	88
88	13	88	88	88	88	88	55	55	55	55	55	55	55	55	55	28	6	88	88	88	88	88	25	1	88	88	88	88	88	88	88	88	12	12
12	14	12	6	6	55	55	88	6	6	6	6	6	6	6	6	6	88	77	77	77	77	77	12	4	12	12	12	12	12	12	12	12	8	8
77	15	77	55	55	6	6	6	88	88	88	88	88	88	88	88	88	77	12	12	12	12	12	6	25	77	77	77	77	77	77	77	77	77	
6	16	6	77	77	77	77	77	77	77	77	77	77	77	77	77	77	12	1	1	1	1	1	6	27	27	1	1	1	1	1	1	1	1	
1	17	1	12	12	12	12	12	12	12	12	12	12	12	12	12	12	27	9	9	9	9	9	27	27	27	9	1	27	27	27	27	27	27	
55	18	55	1	1	1	1	1	1	1	1	1	1	1	1	1	1	1	27	27	27	27	27	9	9	9	9	9	9	9	9	9	9	9	

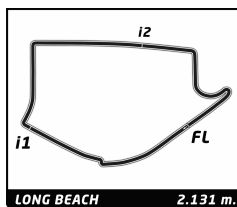


FIA Formula E Championship
Round 6 - Long Beach ePrix
Race

Lap Chart

Official Timekeeper TAG Heuer

		LAP									
Nr	Pos	33	34	35	36	37	38	39	40	41	
2	1	11	11	11	11	11	11	11	11	11	
11	2	4	4	4	4	4	4	4	4	4	
4	3	66	66	66	66	66	66	66	66	66	
23	4	23	23	23	23	23	23	23	23	23	
27	5	21	21	21	21	21	21	21	21	21	
66	6	2	2	2	2	2	2	2	2	2	
9	7	7	7	7	7	7	7	7	7	7	
8	8	25	25	25	25	25	6	6	6	6	
7	9	6	6	6	6	6	6	28	28	28	
21	10	28	28	28	28	28	28	12	12	12	
25	11	88	88	88	88	88	88	25	8	8	
28	12	55	12	12	12	12	12	88	88	88	
88	13	12	8	8	8	8	8	8	25	25	
12	14	8	77	77	77	77	77	77	77	77	
77	15	77	27	27	27	27	27	27	27	27	
6	16	27	9	9	9	9	9	9	9	9	
1	17	9									
55	18										



FIA Formula E Championship

Round 6 - Long Beach ePrix

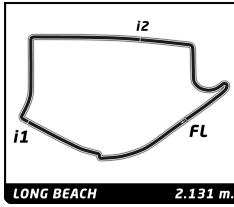
Race

LONG BEACH 2.131 m

Best Sector Times

Official Timekeeper 

SECTOR 1			SECTOR 2			SECTOR 3			Pos	Driver	Ideal Lap	Best Lap
Pos	Driver	Time	Driver	Time	Driver	Time						
1	9 S.BUEMI	17.805	9 S.BUEMI	19.065	9 S.BUEMI	21.029	1	9 S.BUEMI	0'57.899	57.938	(1)	
2	4 S.SARRAZIN	18.011	11 L.DI GRASSI	19.258	1 N.PIQUET JR	21.127	2	23 N.HEIDFELD	0'58.564	58.670	(3)	
3	23 N.HEIDFELD	18.023	12 M.CONWAY	19.289	23 N.HEIDFELD	21.175	3	1 N.PIQUET JR	0'58.584	58.584	(2)	
4	2 S.BIRD	18.033	1 N.PIQUET JR	19.299	11 L.DI GRASSI	21.265	4	11 L.DI GRASSI	0'58.629	58.765	(4)	
5	11 L.DI GRASSI	18.106	2 S.BIRD	19.314	77 S.DURAN	21.279	5	4 S.SARRAZIN	0'58.741	58.849	(5)	
6	27 R.FRIJNS	18.129	4 S.SARRAZIN	19.325	12 M.CONWAY	21.295	6	2 S.BIRD	0'58.747	59.004	(9)	
7	1 N.PIQUET JR	18.158	27 R.FRIJNS	19.348	66 D.ABT	21.323	7	12 M.CONWAY	0'58.858	59.013	(10)	
8	8 N.PROST	18.164	23 N.HEIDFELD	19.366	88 O.TURVEY	21.332	8	66 D.ABT	0'58.873	58.935	(7)	
9	55 A.DA COSTA	18.177	66 D.ABT	19.370	6 L.DUVAL	21.368	9	88 O.TURVEY	0'58.920	58.920	(6)	
10	66 D.ABT	18.180	21 B.SENNA	19.374	55 A.DA COSTA	21.379	10	55 A.DA COSTA	0'58.937	58.977	(8)	
11	88 O.TURVEY	18.187	55 A.DA COSTA	19.381	2 S.BIRD	21.400	11	77 S.DURAN	0'58.973	59.230	(13)	
12	6 L.DUVAL	18.188	88 O.TURVEY	19.401	4 S.SARRAZIN	21.405	12	8 N.PROST	0'59.005	59.298	(15)	
13	77 S.DURAN	18.268	8 N.PROST	19.406	21 B.SENNA	21.435	13	21 B.SENNA	0'59.088	59.174	(11)	
14	12 M.CONWAY	18.274	7 J.DAMBROSIO	19.409	8 N.PROST	21.435	14	6 L.DUVAL	0'59.115	59.196	(12)	
15	21 B.SENNA	18.279	28 S.DE SILVESTRO	19.411	7 J.DAMBROSIO	21.464	15	27 R.FRIJNS	0'59.148	59.370	(16)	
16	25 J.VERGNE	18.285	25 J.VERGNE	19.423	25 J.VERGNE	21.596	16	7 J.DAMBROSIO	0'59.182	59.261	(14)	
17	7 J.DAMBROSIO	18.309	77 S.DURAN	19.426	27 R.FRIJNS	21.671	17	25 J.VERGNE	0'59.304	59.428	(17)	
18	28 S.DE SILVESTRO	18.362	6 L.DUVAL	19.559	28 S.DE SILVESTRO	21.704	18	28 S.DE SILVESTRO	0'59.477	59.681	(18)	



FIA Formula E Championship

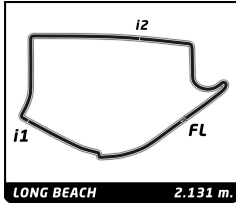
Round 6 - Long Beach ePrix

Race

Fastest Lap Sequence

Official Timekeeper 

Practice Time	Driver	Team	Car	Time	Kph	Lap
2:02.567	2 Sam BIRD	DS Virgin Racing Formula E Team	Virgin Racing Engineering DSV-01	1:00.507	126.8	2
2:03.009	11 Lucas DI GRASSI	ABT Schaeffler Audi Sport	ABT Schaeffler FE01	1:00.386	127.0	2
2:03.738	4 Stéphane SARRAZIN	Venturi Formula E Team	Venturi VM200-FE-01	1:00.346	127.1	2
3:02.464	2 Sam BIRD	DS Virgin Racing Formula E Team	Virgin Racing Engineering DSV-01	59.897	128.1	3
4:03.594	4 Stéphane SARRAZIN	Venturi Formula E Team	Venturi VM200-FE-01	59.791	128.3	4
4:05.145	27 Robin FRUJNS	Andretti Formula E Race Team	SRT01-e	59.723	128.5	4
4:05.684	66 Daniel ABT	ABT Schaeffler Audi Sport	ABT Schaeffler FE01	59.542	128.8	4
4:06.223	9 Sébastien BUEMI	Renault e.Dams	Renault Z.E 15	59.300	129.4	4
7:04.762	9 Sébastien BUEMI	Renault e.Dams	Renault Z.E 15	59.296	129.4	7
9:00.382	2 Sam BIRD	DS Virgin Racing Formula E Team	Virgin Racing Engineering DSV-01	59.219	129.5	9
9:00.949	11 Lucas DI GRASSI	ABT Schaeffler Audi Sport	ABT Schaeffler FE01	59.203	129.6	9
9:03.387	9 Sébastien BUEMI	Renault e.Dams	Renault Z.E 15	58.902	130.2	9
21:33.111	9 Sébastien BUEMI	Renault e.Dams	Renault Z.E 15	58.561	131.0	20
23:40.102	9 Sébastien BUEMI	Renault e.Dams	Renault Z.E 15	58.543	131.0	22
28:31.291	9 Sébastien BUEMI	Renault e.Dams	Renault Z.E 15	58.084	132.1	26
30:37.488	9 Sébastien BUEMI	Renault e.Dams	Renault Z.E 15	57.938	132.4	28



FIA Formula E Championship

Round 6 - Long Beach ePrix

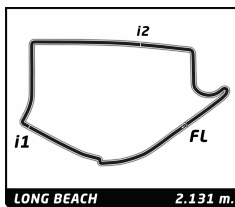
Race

Analysis by lap

Official Timekeeper TAG Heuer

Lapped

Nr	Lap Time	Gap	Nr	Lap Time	Gap	Nr	Lap Time	Gap	Nr	Lap Time	Gap	Nr	Lap Time	Gap
11	59.049		9	57.955	1 Lap	8	59.700	38.591	Lap 38			11	58.931	
4	59.400	3.936	Lap 32			Lap 35			11	1:58.554		4	58.909	0.787
27	1:01.185	1 Lap	11	59.178		11	1:00.213		4	1:58.298	0.571	66	59.124	1.685
66	59.378	11.125	4	59.308	4.257	4	1:00.178	4.141	66	1:58.041	1.220	23	59.117	2.343
8	59.574	13.724	1	1:03.336	1 Lap	66	59.851	12.174	23	1:57.356	1.627	77	59.331	1 Lap
23	59.144	15.536	66	1:00.069	12.268	23	59.993	12.951	77	1:56.962	1 Lap	21	59.236	4.968
21	59.623	20.104	23	58.744	13.939	77	1:20.620	1 Lap	9	1:56.735	2 Laps	2	59.004	5.229
2	59.647	20.498	21	59.418	20.522	9	1:09.764	2 Laps	21	1:56.426	3.690	7	59.565	6.735
7	59.279	24.894	2	59.384	20.899	21	1:03.250	23.958	2	1:55.830	4.065	6	59.352	8.057
55	59.078	26.501	27	1:04.435	1 Lap	2	1:04.122	25.281	7	1:55.495	4.957	28	1:00.196	10.505
25	59.428	28.046	7	59.622	25.758	7	1:08.135	34.942	25	1:54.628	5.464	12	1:00.354	10.900
6	1:00.293	31.240	55	1:01.436	28.606	25	1:08.911	42.274	6	1:54.686	6.190	8	59.821	11.205
28	1:00.295	31.870	25	1:00.665	29.996	6	1:08.521	42.708	28	1:54.203	6.720	88	1:05.049	17.417
88	1:00.041	32.670	6	59.880	32.959	28	1:08.281	43.067	88	1:53.102	7.042	27	1:04.078	1 Lap
12	59.322	36.811	28	59.927	33.582	88	1:10.746	45.953	12	1:52.406	7.532			
77	59.775	44.096	88	59.666	34.103	12	1:09.735	46.341	8	1:51.825	7.958			
9	57.938	1 Lap	12	59.322	36.889	8	1:09.445	47.823	27	1:53.790	1 Lap			
Lap 30			8	59.335	38.558	27	1:17.519	1 Lap	Lap 39					
11	59.514		77	59.580	45.509	Lap 36			11	59.233				
1	1:03.089	1 Lap	Lap 33			11	2:10.024		4	59.387	0.725			
4	59.550	3.972	11	59.385		4	2:06.815	0.932	66	59.335	1.322			
27	1:00.055	1 Lap	9	1:07.192	2 Laps	66	1:59.920	2.070	23	59.649	2.043			
66	59.308	10.919	4	59.437	4.309	23	2:00.443	3.370	77	1:00.074	1 Lap			
23	59.010	15.032	1	59.620	1 Lap	77	2:01.477	1 Lap	21	59.797	4.254			
21	59.531	20.121	66	59.235	12.118	9	1:56.984	2 Laps	2	59.855	4.687			
2	59.443	20.427	23	58.706	13.260	21	1:53.477	7.411	7	59.881	5.605			
8	1:06.241	20.451	21	59.310	20.447	2	1:52.969	8.226	6	1:00.248	7.205			
7	59.754	25.134	2	59.984	21.498	7	1:44.170	9.088	28	1:00.837	8.324			
55	59.290	26.277	7	59.894	26.267	25	1:38.278	10.528	12	1:00.803	9.102			
25	59.645	28.177	27	1:04.537	1 Lap	6	1:38.893	11.577	25	1:02.879	9.110			
6	59.936	31.662	25	1:01.241	31.852	28	1:39.501	12.544	88	1:01.496	9.305			
28	59.950	32.306	6	1:00.267	33.841	88	1:38.432	14.361	8	1:00.684	9.409			
88	59.912	33.068	28	1:00.074	34.271	12	1:39.421	15.738	27	1:02.542	1 Lap			
12	59.127	36.424	88	1:00.150	34.868	8	1:38.931	16.730	9	1:15.918	2 Laps			
77	59.922	44.504	55	1:07.064	36.285	27	1:38.478	1 Lap	Lap 40					
9	1:06.752	1 Lap	12	59.318	36.822	Lap 37			11	58.765				
Lap 31			8	59.298	38.471	11	2:18.034		4	58.849	0.809			
11	59.329		77	1:06.923	53.047	4	2:17.929	0.827	66	58.935	1.492			
1	1:01.685	1 Lap	Lap 34			66	2:17.697	1.733	23	58.879	2.157			
4	59.484	4.127	11	59.580		23	2:17.489	2.825	77	59.230	1 Lap			
66	59.787	11.377	4	59.447	4.176	77	2:16.860	1 Lap	21	59.174	4.663			
23	58.670	14.373	9	1:08.449	2 Laps	9	2:16.612	2 Laps	2	59.234	5.156			
27	1:07.374	1 Lap	66	59.998	12.536	21	2:16.441	5.818	7	59.261	6.101			
21	59.490	20.282	23	59.491	13.171	2	2:16.597	6.789	6	59.196	7.636			
2	59.595	20.693	21	1:00.054	20.921	7	2:16.962	8.016	28	59.681	9.240			
7	59.509	25.314	2	59.454	21.372	25	2:16.896	9.390	12	59.140	9.477			
55	59.400	26.348	7	1:00.333	27.020	6	2:16.515	10.058	8	59.671	10.315			
25	59.661	28.509	27	1:03.549	1 Lap	28	2:16.561	11.071	88	1:00.759	11.299			
6	59.924	32.257	25	1:01.304	33.576	88	2:16.167	12.494	27	1:03.278	1 Lap			
28	59.856	32.833	6	1:00.139	34.400	12	2:15.976	13.680	25	1:13.713	24.058			
88	59.876	33.615	28	1:00.308	34.999	8	2:15.991	14.687	9	1:17.068	2 Laps			
12	59.650	36.745	88	1:00.132	35.420	27	2:15.274	1 Lap	Lap 41					
8	1:17.279	38.401	12	59.577	36.819									
77	59.932	45.107												



FIA Formula E Championship

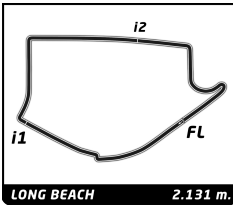
Round 6 - Long Beach ePrix

Race

Handicaps Analysis

Official Timekeeper 

Nr.	In Time		Out Time		Pit Time	Handicap	Gap	Window
	Hour	Elapsed	Hour	Elapsed				
1	NEXTEV TCR Formula E Team / NEXTEV TCR FormulaE 001							
1	16:25:21.135	21:30.768	16:26:40.643	22:50.276	1:19.508 (79.508)	67	12.508	
2	DS Virgin Racing Formula E Team / Virgin Racing Engineering DSV-01							
1	16:24:47.000	20:56.633	16:25:55.344	22:04.977	1:08.344 (68.344)	67	1.344	
4	Venturi Formula E Team / Venturi VM200-FE-01							
1	16:24:50.975	21:00.608	16:25:59.119	22:08.752	1:08.144 (68.144)	67	1.144	
6	Dragon Racing / Venturi VM200-FE-01							
1	16:24:09.761	20:19.394	16:25:17.796	21:27.429	1:08.035 (68.035)	67	1.035	
7	Dragon Racing / Venturi VM200-FE-01							
1	16:25:06.284	21:15.917	16:26:14.125	22:23.758	1:07.841 (67.841)	67	0.841	
8	Renault e.Dams / Renault Z.E 15							
1	16:24:59.201	21:08.834	16:26:06.124	22:15.757	1:06.923 (66.923)	67	-0.077	
9	Renault e.Dams / Renault Z.E 15							
1	16:18:54.878	15:04.511	16:20:03.408	16:13.041	1:08.530 (68.530)	67	1.530	
11	ABT Schaeffler Audi Sport / ABT Schaeffler FE01							
1	16:24:46.115	20:55.748	16:25:54.332	22:03.965	1:08.217 (68.217)	67	1.217	
12	Venturi Formula E Team / Venturi VM200-FE-01							
1	16:25:18.129	21:27.762	16:26:27.966	22:37.599	1:09.837 (69.837)	67	2.837	
21	Mahindra Racing Formula E Team / Mahindra M2ELECTRO							
1	16:26:04.760	22:14.393	16:27:12.836	23:22.469	1:08.076 (68.076)	67	1.076	
23	Mahindra Racing Formula E Team / Mahindra M2ELECTRO							
1	16:26:01.001	22:10.634	16:27:09.255	23:18.888	1:08.254 (68.254)	67	1.254	
25	DS Virgin Racing Formula E Team / Virgin Racing Engineering DSV-01							
1	16:24:06.604	20:16.237	16:25:15.535	21:25.168	1:08.931 (68.931)	67	1.931	
27	Andretti Formula E Race Team / SRT01-e							
1	16:19:03.509	15:13.142	16:20:18.097	16:27.730	1:14.588 (74.588)	67	7.588	
28	Andretti Formula E Race Team / SRT01-e							
1	16:25:10.748	21:20.381	16:26:20.194	22:29.827	1:09.446 (69.446)	67	2.446	
55	Team Aguri / SRT01-e							
1	16:25:09.460	21:19.093	16:26:18.460	22:28.093	1:09.000 (69.000)	67	2.000	
66	ABT Schaeffler Audi Sport / ABT Schaeffler FE01							
1	16:24:54.861	21:04.494	16:26:02.615	22:12.248	1:07.754 (67.754)	67	0.754	
77	Team Aguri / SRT01-e							
1	16:25:17.313	21:26.946	16:26:34.908	22:44.541	1:17.595 (77.595)	67	10.595	
88	NEXTEV TCR Formula E Team / NEXTEV TCR FormulaE 001							
1	16:25:12.425	21:22.058	16:26:22.010	22:31.643	1:09.585 (69.585)	67	2.585	

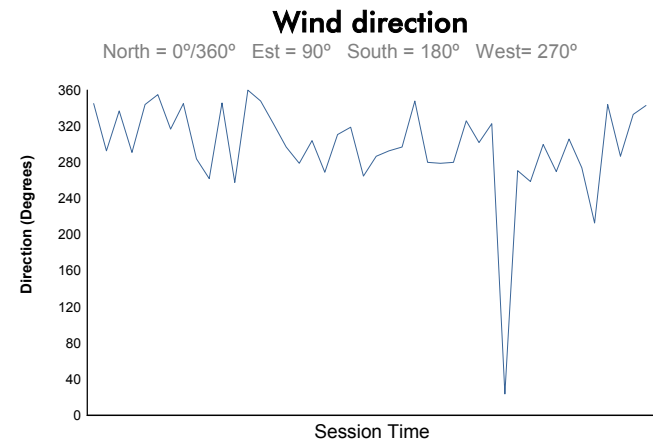
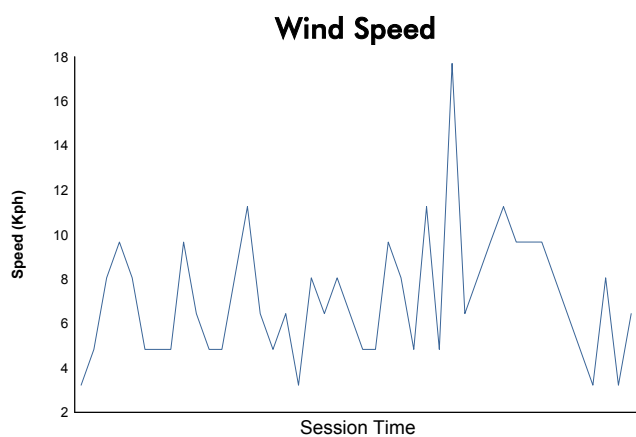
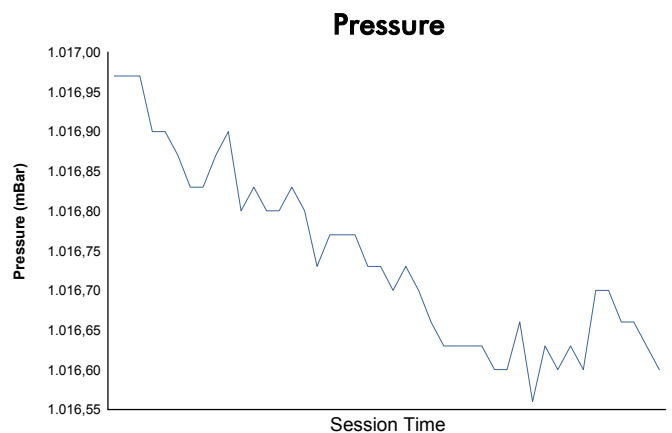
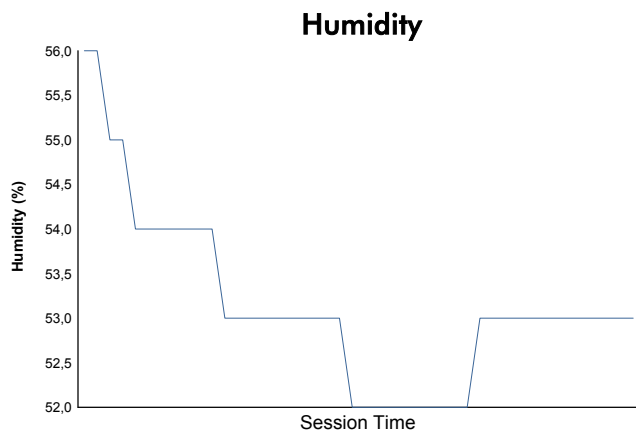
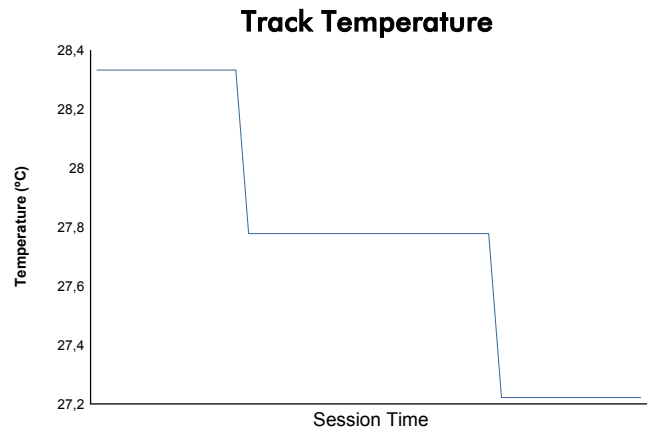
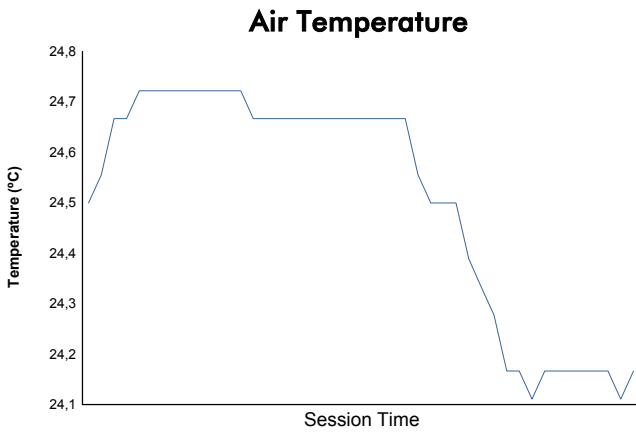


Round 6 - Long Beach ePrix

FIA Formula E Championship Race

Weather Report

Official Timekeeper



Track Status: **DRY**