



**EUROPEAN
YOUTH
OLYMPIC
FESTIVAL**



Results Book



CURLING

	Curling	1
1	Table of Contents	2
2	Competition Schedule	5
3	Competition Officials	6
4	Medallists by Event	7
5	Girls'	8
5.1	Entry List by NOC	9
5.2	Team Line-ups	10
5.2.1	Team Line-ups - Finals	10
5.2.2	Team Line-ups - Semi-finals	11
5.2.3	Team Line-ups - Session 1	12
5.2.4	Team Line-ups - Session 2	13
5.2.5	Team Line-ups - Session 3	14
5.2.6	Team Line-ups - Session 4	15
5.2.7	Team Line-ups - Session 5	16
5.3	Session Results and Standings	17
5.3.1	Session Results and Standings - Finals	17
5.3.2	Session Results and Standings - Semi-finals	18
5.3.3	Session Results and Standings - Session 1	19
5.3.4	Session Results and Standings - Session 2	20
5.3.5	Session Results and Standings - Session 3	21
5.3.6	Session Results and Standings - Session 4	22
5.3.7	Session Results and Standings - Session 5	23
5.4	Competition Summary	24
5.5	Final Standings	25
5.6	Competition Matrix	26
5.7	Draw Shot Challenge	27
5.8	Scoring Analysis	28
5.9	Summary of Big Ends	29
5.10	Medallists	30
5.11	Finals	31
5.11.1	Game Results TUR - RUS	31
5.11.2	Game Results POL - NOR	32
5.12	Semi-finals	33
5.12.1	Game Results POL - TUR	33
5.12.2	Game Results RUS - NOR	34
5.13	Round Robin	35
5.13.1	Session 1	35
5.13.1.1	Game Results POL - RUS	35
5.13.1.2	Game Results TUR - NOR	36

5.13.2	Session 2	37
5.13.2.1	Game Results NOR - TUR	37
5.13.2.2	Game Results TUR - POL	38
5.13.3	Session 3	39
5.13.3.1	Game Results NOR - POL	39
5.13.3.2	Game Results TUR - RUS	40
5.13.4	Session 4	41
5.13.4.1	Game Results TUR - TUR	41
5.13.4.2	Game Results RUS - NOR	42
5.13.5	Session 5	43
5.13.5.1	Game Results RUS - TUR	43
5.13.5.2	Game Results POL - TUR	44
6	Boys'	45
6.1	Entry List by NOC	46
6.2	Team Line-ups	47
6.2.1	Team Line-ups - Finals	47
6.2.2	Team Line-ups - Semi-finals	48
6.2.3	Team Line-ups - Session 1	49
6.2.4	Team Line-ups - Session 2	50
6.2.5	Team Line-ups - Session 3	51
6.2.6	Team Line-ups - Session 4	52
6.2.7	Team Line-ups - Session 5	53
6.3	Session Results and Standings	54
6.3.1	Session Results and Standings - Finals	54
6.3.2	Session Results and Standings - Semi-finals	55
6.3.3	Session Results and Standings - Session 1	56
6.3.4	Session Results and Standings - Session 2	57
6.3.5	Session Results and Standings - Session 3	58
6.3.6	Session Results and Standings - Session 4	59
6.3.7	Session Results and Standings - Session 5	60
6.4	Competition Summary	61
6.5	Final Standings	62
6.6	Competition Matrix	63
6.7	Draw Shot Challenge	64
6.8	Scoring Analysis	65
6.9	Summary of Big Ends	66
6.10	Medallists	67
6.11	Finals	68
6.11.1	Game Results RUS - NED	68
6.11.2	Game Results TUR - SLO	69

6.12	Semi-finals	70
6.12.1	Game Results NED - SLO	70
6.12.2	Game Results TUR - RUS	71
6.13	Round Robin	72
6.13.1	Session 1	72
6.13.1.1	Game Results RUS - TUR	72
6.13.1.2	Game Results SLO - NOR	73
6.13.2	Session 2	74
6.13.2.1	Game Results RUS - NED	74
6.13.2.2	Game Results TUR - NOR	75
6.13.3	Session 3	76
6.13.3.1	Game Results SLO - RUS	76
6.13.3.2	Game Results TUR - NED	77
6.13.4	Session 4	78
6.13.4.1	Game Results NED - SLO	78
6.13.4.2	Game Results NOR - RUS	79
6.13.5	Session 5	80
6.13.5.1	Game Results NED - NOR	80
6.13.5.2	Game Results TUR - SLO	81



Competition Schedule

REVISED
13 FEB 12:30

As of MON 13 FEB 2017

Date	Start Time	Session	Sheet A	Sheet B	Sheet C	Sheet D	Sheet E	
MON 13 FEB	15:00	w1			pol - rus	tur - nor		
	19:00	M1		RUS - TUR		SLO - NOR		
TUE 14 FEB	9:00	w2			nor - tur		tur - pol	
	13:00	M2	RUS - NED		TUR - NOR			
	17:00	w3		nor - pol		tur - rus		
WED 15 FEB	9:00	M3			SLO - RUS	TUR - NED		
	13:00	w4	tur - tur				rus - nor	
	17:00	M4		NED - SLO			NOR - RUS	
THU 16 FEB	9:00	w5		rus - tur			pol - tur	
	13:00	M5	NED - NOR				TUR - SLO	
	18:00		Tie-breaker Session (if necessary)					
FRI 17 FEB	9:00		Boys' and Girls' Semi-Finals					
	14:30		Boys' and Girls' Finals					

Note:

Lowercase - girls UPPERCASE - Boys

First named team in each game plays red-handled stones and wears dark coloured upper playing garments.

Legend:

Mn Boys' session n

wn Girls' session n

Sheet C: Home and Away teams have been swapped



Competition Officials

As of SUN 12 FEB 2017

Function	Name	Organisation
WCF Technical Delegate:	COLIBAN Allen	ROU - Romania
Chief Umpire:	BARROWMAN Glenda	GBR - Great Britain
Deputy Chief Umpire:	DE PAZ Eduardo	ESP - Spain
Game Umpires:	ATAS Kenan	TUR - Turkey
	KESKIN Burhan	TUR - Turkey
	MATAU Gheorghe	ROU - Romania
	SENSOY Ercument	TUR - Turkey
	SOYDAN Ahmet	TUR - Turkey
Chief Ice Technician:	NOBLE Chris	GBR - Great Britain
Deputy Chief Ice Technician:	LOKOTKOV Vladimir	RUS - Russian Federation
Chief Timer:	CACCIVIO Guido	SUI - Switzerland
Deputy Chief Timer:	MATAU Cristian	ROU - Romania



Medallist by Event

As of FRI 17 FEB 2017 at 16:45

Event	Date	Medal	Name	NOC Code
Boys	FRI 17 FEB	GOLD	DORONIN German EPREMIAN Georgii MAKSIMOV Sergei SIROTKIN Dmitry POSTNOV Kirill ANDRIANOVA Olga	RUS
		SILVER	GOSGENS Wouter KUIJPERS Jop KLOMP Bart BOLKENBAAS Olaf - LEIBBRANDT-DEMMON Shari	NED
		BRONZE	SEVER Stefan STOPAR Aljaz GREGORI Noel PREZELJ Luka LANGUS Simon VERBINC Gregor	SLO
Girls	FRI 17 FEB	GOLD	NIZOVITSEVA Irina BELIAKOVA Nadezhda PIANTINA Arina MISHCHENKO Anastasiia ERMEICHUK Mariia IAKOVLEVA Svetlana	RUS
		SILVER	POLAT Mihriban POLAT Berivan MACIT Kader OZTEMIR Zeynep NEVRUZ Hilal TOPALOGLU Sadik	TUR
		BRONZE	CHMARRA Daria MANDES Karolina ORLINSKA Katarzyna LESZCZYNSKA Marta NOGLY Ewa SCHROEDER Agnieszka	POL



**EUROPEAN
YOUTH
OLYMPIC
FESTIVAL**



Results Book



CURLING

Girls'



Entry List by NOC

As of MON 13 FEB 2017

NOR - Norway		
4 S	MJOEN Eline	R
3	FOSS Malin	R
2	FORBREGD Astri	R
1 V	RIAN Hannah Skarsheim	R
A	-	
C	RIAN Stale	

POL - Poland		
4 S	CHMARRA Daria	R
3 V	MANDES Karolina	R
2	ORLINSKA Katarzyna	R
1	LESZCZYNSKA Marta	R
A	NOGLY Ewa	R
C	SCHROEDER Agnieszka	

RUS - Russian Federation		
4 S	NIZOVTSEVA Irina	R
3	BELIAKOVA Nadezhda	R
2	PIANTINA Arina	R
1 V	MISHCHENKO Anastasiia	R
A	ERMEICHUK Mariia	R
C	IAKOVLEVA Svetlana	

TUR - Turkey		
4 S	POLAT Mihriban	R
3 V	POLAT Berivan	R
2	MACIT Kader	R
1	OZTEMIR Zeynep	R
A	NEVRUZ Hilal	R
C	TOPALOGLU Sadik	

TUR - Turkey 2		
4 S	PARLAYANYILDIZ Elanur	R
3 V	BARIS Seyda	R
2	KARAMAN Zuhul	R
1	BENZER Beyzanur	R
A	DALAZ Mukaddes	R
C	OZMEN Zeynep	

Note:
Team position and functions are attached to each team member's name as follows:
4 = Fourth, **3** = Third, **2** = Second, **1** = Lead, **A** = Alternate, **S** = Skip, **V** = Vice-Skip, **C** = Coach

Legend:
R Right-handed



Team Line-ups

B	TUR - Turkey	Δ	Game 6
4 S	POLAT Berivan		R
3 V	POLAT Mihriban		R
2	OZTEMIR Zeynep		R
1	NEVRUZ Hilal		R
A	MACIT Kader		R
C	TOPALOGLU Sadik		

	RUS - Russian Federation		Game 6
4 S	NIZOVTSEVA Irina		R
3	BELIAKOVA Nadezhda		R
2	PIANTINA Arina		R
1 V	MISHCHENKO Anastasiia		R
A	ERMEICHUK Mariia		R
C	IAKOVLEVA Svetlana		

D	POL - Poland		Game 6
4 S	CHMARRA Daria		R
3 V	MANDES Karolina		R
2	ORLINSKA Katarzyna		R
1	LESZCZYNSKA Marta		R
A	NOGLY Ewa		R
C	SCHROEDER Agnieszka		

	NOR - Norway	Δ	Game 6
4 S	MJOEN Eline		R
3 V	RIAN Hannah Skarsheim		R
2	FORBREGD Astri		R
1	FOSS Malin		R
A	-		
C	RIAN Stale		

Note:

Team position and functions are attached to each team member's name as follows:

4 = Fourth, 3 = Third, 2 = Second, 1 = Lead, A = Alternate, S = Skip, V = Vice-Skip, C = Coach

Legend:

Δ Different from Original Line-up

R Right-handed



Team Line-ups

A	RUS - Russian Federation	Game 5	NOR - Norway	Δ	Game 5
4 S	NIZOVTSEVA Irina	R	4 S		MJOEN Eline R
3	BELIAKOVA Nadezhda	R	3 V		RIAN Hannah Skarsheim R
2	PIANTINA Arina	R	2		FORBREGD Astri R
1 V	MISHCHENKO Anastasiia	R	1		FOSS Malin R
A	ERMEICHUK Mariia	R	A		-
C	IAKOVLEVA Svetlana		C		RIAN Stale

C	POL - Poland	Game 5	TUR - Turkey	Δ	Game 5
4 S	CHMARRA Daria	R	4 S		POLAT Berivan R
3 V	MANDES Karolina	R	3 V		POLAT Mihriban R
2	ORLINSKA Katarzyna	R	2		OZTEMIR Zeynep R
1	LESZCZYNSKA Marta	R	1		NEVRUZ Hilal R
A	NOGLY Ewa	R	A		MACIT Kader R
C	SCHROEDER Agnieszka		C		TOPALOGLU Sadik

Note:

Team position and functions are attached to each team member's name as follows:

4 = Fourth, **3** = Third, **2** = Second, **1** = Lead, **A** = Alternate, **S** = Skip, **V** = Vice-Skip, **C** = Coach

Legend:

Δ Different from Original Line-up

R Right-handed



Team Line-ups

REVISED

15 FEB 12:28

C	POL - Poland	Game 1
4 S	CHMARRA Daria	R
3 V	MANDES Karolina	R
2	ORLINSKA Katarzyna	R
1	LESZCZYNSKA Marta	R
A	NOGLY Ewa	R
C	SCHROEDER Agnieszka	

	RUS - Russian Federation	Game 1
4 S	NIZOVTSEVA Irina	R
3	BELIAKOVA Nadezhda	R
2	PIANTINA Arina	R
1 V	MISHCHENKO Anastasiia	R
A	ERMEICHUK Mariia	R
C	IAKOVLEVA Svetlana	

D	TUR - Turkey	Game 1
4 S	POLAT Mihriban	R
3 V	POLAT Berivan	R
2	MACIT Kader	R
1	OZTEMIR Zeynep	R
A	NEVRUZ Hilal	R
C	TOPALOGLU Sadik	

	NOR - Norway	Game 1
4 S	MJOEN Eline	R
3	FOSS Malin	R
2	FORBREGD Astri	R
1 V	RIAN Hannah Skarsheim	R
A	-	
C	RIAN Stale	

Note:

Team position and functions are attached to each team member's name as follows:

4 = Fourth, 3 = Third, 2 = Second, 1 = Lead, A = Alternate, S = Skip, V = Vice-Skip, C = Coach

Legend:

R Right-handed

Team NOR: Vice-Skip revised



Team Line-ups

REVISED

15 FEB 13:10

C	NOR - Norway	Game 2	TUR - Turkey 2	Δ	Game 1
4 S	MJOEN Eline	R	4 V	PARLAYANYILDIZ Elanur	R
3	FOSS Malin	R	3 S	BARIS Seyda	R
2	FORBREGD Astri	R	2	KARAMAN Zuhul	R
1 V	RIAN Hannah Skarsheim	R	1	BENZER Beyzanur	R
A	-		A	DALAZ Mukaddes	R
C	RIAN Stale		C	OZMEN Zeynep	

E	TUR - Turkey	Δ	Game 2	POL - Poland	Game 2
4 S	POLAT Berivan	R	4 S	CHMARRA Daria	R
3 V	POLAT Mihriban	R	3 V	MANDES Karolina	R
2	OZTEMIR Zeynep	R	2	ORLINSKA Katarzyna	R
1	NEVRUZ Hilal	R	1	LESZCZYNSKA Marta	R
A	MACIT Kader	R	A	NOGLY Ewa	R
C	TOPALOGLU Sadik		C	SCHROEDER Agnieszka	

Note:

Team position and functions are attached to each team member's name as follows:

4 = Fourth, 3 = Third, 2 = Second, 1 = Lead, A = Alternate, S = Skip, V = Vice-Skip, C = Coach

Legend:

Δ Different from Original Line-up

R Right-handed

Team NOR: Vice-Skip revised



Team Line-ups

REVISED
14 FEB 16:54

B	NOR - Norway	Game 3
4 S	MJOEN Eline	R
3	FOSS Malin	R
2	FORBREGD Astri	R
1 V	RIAN Hannah Skarsheim	R
A	-	
C	RIAN Stale	

	POL - Poland	Game 3
4 S	CHMARRA Daria	R
3 V	MANDES Karolina	R
2	ORLINSKA Katarzyna	R
1	LESZCZYNSKA Marta	R
A	NOGLY Ewa	R
C	SCHROEDER Agnieszka	

D	TUR - Turkey 2	Δ Game 2
4 V	PARLAYANYILDIZ Elanur	R
3 S	BARIS Seyda	R
2	KARAMAN Zuhul	R
1	BENZER Beyzanur	R
A	DALAZ Mukaddes	R
C	OZMEN Zeynep	

	RUS - Russian Federation	Game 2
4 S	NIZOVTSOVA Irina	R
3	BELIAKOVA Nadezhda	R
2	PIANTINA Arina	R
1 V	MISHCHENKO Anastasiia	R
A	ERMEICHUK Mariia	R
C	IAKOVLEVA Svetlana	

Note:

Team position and functions are attached to each team member's name as follows:
4 = Fourth, **3** = Third, **2** = Second, **1** = Lead, **A** = Alternate, **S** = Skip, **V** = Vice-Skip, **C** = Coach

Legend:

Δ Different from Original Line-up R Right-handed

Late Line-up Change NOR: Vice-Skip revised



Team Line-ups

A	TUR - Turkey 2	Δ	Game 3
4 S	PARLAYANYILDIZ Elanur		R
3 V	BENZER Beyzanur		R
2	BARIS Seyda		R
1	DALAZ Mukaddes		R
A	KARAMAN Zuhul		R
C	OZMEN Zeynep		

	TUR - Turkey	Δ	Game 3
4 S	POLAT Berivan		R
3 V	POLAT Mihriban		R
2	OZTEMIR Zeynep		R
1	NEVRUZ Hilal		R
A	MACIT Kader		R
C	TOPALOGLU Sadik		

E	RUS - Russian Federation	Game 3
4 S	NIZOVTSOVA Irina	R
3	BELIAKOVA Nadezhda	R
2	PIANTINA Arina	R
1 V	MISHCHENKO Anastasiia	R
A	ERMEICHUK Mariia	R
C	IAKOVLEVA Svetlana	

	NOR - Norway	Game 4
4 S	MJOEN Eline	R
3	FOSS Malin	R
2	FORBREGD Astri	R
1 V	RIAN Hannah Skarsheim	R
A	-	
C	RIAN Stale	

Note:

Team position and functions are attached to each team member's name as follows:

4 = Fourth, 3 = Third, 2 = Second, 1 = Lead, A = Alternate, S = Skip, V = Vice-Skip, C = Coach

Legend:

Δ Different from Original Line-up

R Right-handed



Team Line-ups

B	RUS - Russian Federation	Game 4
4 S	NIZOVTSEVA Irina	R
3	BELIAKOVA Nadezhda	R
2	PIANTINA Arina	R
1 V	MISHCHENKO Anastasiia	R
A	ERMEICHUK Mariia	R
C	IAKOVLEVA Svetlana	

	TUR - Turkey	Δ	Game 4
4 S	POLAT Berivan		R
3 V	POLAT Mihriban		R
2	OZTEMIR Zeynep		R
1	NEVRUZ Hilal		R
A	MACIT Kader		R
C	TOPALOGU Sadik		

E	POL - Poland	Game 4
4 S	CHMARRA Daria	R
3 V	MANDES Karolina	R
2	ORLINSKA Katarzyna	R
1	LESZCZYNSKA Marta	R
A	NOGLY Ewa	R
C	SCHROEDER Agnieszka	

	TUR - Turkey 2	Δ	Game 4
4 V	PARLAYANYILDIZ Elanur		R
3 S	BARIS Seyda		R
2	KARAMAN Zuhul		R
1	BENZER Beyzanur		R
A	DALAZ Mukaddes		R
C	OZMEN Zeynep		

Note:

Team position and functions are attached to each team member's name as follows:

4 = Fourth, **3** = Third, **2** = Second, **1** = Lead, **A** = Alternate, **S** = Skip, **V** = Vice-Skip, **C** = Coach

Legend:

Δ Different from Original Line-up

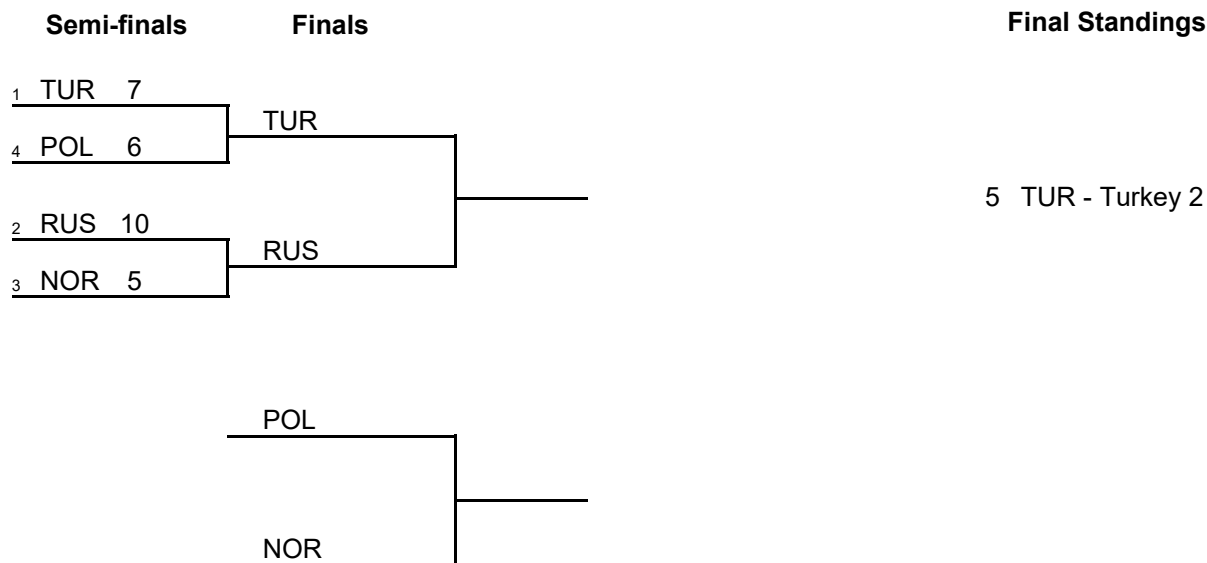
R Right-handed



Session Results and Standings

Sheet	Game	Team	LSFE	1	2	3	4	5	6	7	8	Extra Ends	Total
A	5	RUS - Russian Federation	*	0	0	3	2	0	2	0	3		10
	5	NOR - Norway		1	0	0	0	1	0	3	0		5
C	5	POL - Poland		0	4	0	0	0	1	1	0		6
	5	TUR - Turkey	*	1	0	3	1	1	0	0	1		7

Championship Bracket



Legend:
LSFE(*) Last Stone First End



Session Results and Standings

Sheet	Game	Team	LSFE	1	2	3	4	5	6	7	8	Extra Ends	Total
C	1	POL - Poland		0	1	0	1	1	1	0	2	0	6
	1	RUS - Russian Federation	*	3	0	2	0	0	0	1	0	1	7
D	1	TUR - Turkey	*	0	4	4	0	0	1	0	0	2	11
	1	NOR - Norway		2	0	0	0	2	0	3	2	0	9

Current Standings

Rank	Team	Games	Wins	Losses
1	RUS - Russian Federation	1	1	0
1	TUR - Turkey	1	1	0
3	TUR - Turkey 2	0	0	0
4	NOR - Norway	1	0	1
4	POL - Poland	1	0	1

Note:

Under WCF rules, tie-breaking rules for standings are not applied until after the last game of the Round Robin.

Legend:

LSFE(*) Last Stone First End



Session Results and Standings

Sheet	Game	Team	LSFE	1	2	3	4	5	6	7	8	Extra Ends	Total
C	2	NOR - Norway	*	2	0	0	3	0	0	0	2	1	8
	1	TUR - Turkey 2		0	1	1	0	1	3	1	0	0	7
E	2	TUR - Turkey		2	2	1	1	0	0	0	0		6
	2	POL - Poland	*	0	0	0	0	1	4	1	1		7

Current Standings

Rank	Team	Games	Wins	Losses
1	RUS - Russian Federation	1	1	0
2	NOR - Norway	2	1	1
2	POL - Poland	2	1	1
2	TUR - Turkey	2	1	1
5	TUR - Turkey 2	1	0	1

Note:

Under WCF rules, tie-breaking rules for standings are not applied until after the last game of the Round Robin.

Legend:

LSFE(*) Last Stone First End



Session Results and Standings

Sheet	Game	Team	LSFE	1	2	3	4	5	6	7	8	Extra Ends	Total
B	3	NOR - Norway		1	1	2	0	0	2	3	X		9
	3	POL - Poland	*	0	0	0	1	1	0	0	X		2
D	2	TUR - Turkey 2		0	0	0	1	0	1	0	X		2
	2	RUS - Russian Federation	*	1	1	2	0	0	0	6	X		10

Current Standings

Rank	Team	Games	Wins	Losses
1	RUS - Russian Federation	2	2	0
2	NOR - Norway	3	2	1
3	TUR - Turkey	2	1	1
4	POL - Poland	3	1	2
5	TUR - Turkey 2	2	0	2

Note:

Under WCF rules, tie-breaking rules for standings are not applied until after the last game of the Round Robin.

Legend:

LSFE(*) Last Stone First End

X Unplayed/unfinished end due to concession



Session Results and Standings

Sheet	Game	Team	LSFE	1	2	3	4	5	6	7	8	Extra Ends	Total
A	3	TUR - Turkey 2		0	1	0	0	1	0	X	X		2
	3	TUR - Turkey	*	1	0	4	2	0	4	X	X		11
E	3	RUS - Russian Federation		0	0	1	0	2	1	1	3		8
	4	NOR - Norway	*	1	1	0	2	0	0	0	0		4

Current Standings

Rank	Team	Games	Wins	Losses	
1	RUS - Russian Federation	3	3	0	Q
2	TUR - Turkey	3	2	1	Q
3	NOR - Norway	4	2	2	Q
4	POL - Poland	3	1	2	
5	TUR - Turkey 2	3	0	3	

Note:

Under WCF rules, tie-breaking rules for standings are not applied until after the last game of the Round Robin.

Legend:

LSFE(*) Last Stone First End

Q Qualified for the semi-finals

X Unplayed/unfinished end due to concession



Session Results and Standings

Sheet	Game	Team	LSFE	1	2	3	4	5	6	7	8	Extra Ends	Total
B	4	RUS - Russian Federation	*	0	2	1	0	1	0	0	0		4
	4	TUR - Turkey		1	0	0	2	0	1	0	2		6
E	4	POL - Poland	*	4	0	1	0	2	1	2	X		10
	4	TUR - Turkey 2		0	2	0	1	0	0	0	X		3

Standings after Round Robin

Rank	Team	Games	Wins	Losses		
1	TUR - Turkey	4	3	1	Q	w1
2	RUS - Russian Federation	4	3	1	Q	w0
3	NOR - Norway	4	2	2	Q	w1
4	POL - Poland	4	2	2	Q	w0
5	TUR - Turkey 2	4	0	4		

Legend:

LSFE(*) Last Stone First End

Q Qualified for the semi-finals

wn Number of wins (n) against tied teams

X Unplayed/unfinished end due to concession



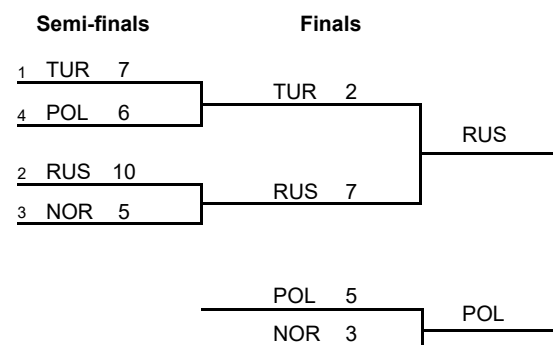
Competition Summary

Session	Date	Time	Sheet A	Sheet B	Sheet C	Sheet D	Sheet E
Session 1	13 FEB	15:00			POL - RUS 6:7	TUR - NOR 11:9	
Session 2	14 FEB	9:00			NOR - TUR 8:7		TUR - POL 6:7
Session 3	14 FEB	17:00		NOR - POL 9:2		TUR - RUS 2:10	
Session 4	15 FEB	13:00	TUR - TUR 2:11				RUS - NOR 8:4
Session 5	16 FEB	9:00		RUS - TUR 4:6			POL - TUR 10:3
Semi-finals	17 FEB	9:00	RUS - NOR 10:5		POL - TUR 6:7		
Finals	17 FEB	14:30		TUR - RUS 2:7		POL - NOR 5:3	

Standings after Round Robin

Rank	Team	Games	Wins	Losses		
1	TUR - Turkey	4	3	1	Q	w1
2	RUS - Russian Federation	4	3	1	Q	w0
3	NOR - Norway	4	2	2	Q	w1
4	POL - Poland	4	2	2	Q	w0
5	TUR - Turkey 2	4	0	4		

Championship Bracket



Final Standings

Gold	RUS - Russian Federation
Silver	TUR - Turkey
Bronze	POL - Poland
4	NOR - Norway
5	TUR - Turkey 2

Legend:

Q Qualified for the semi-finals

wn Number of wins (n) against tied teams



Final Standings

Rank	Team	Players	Position - Function
Gold	RUS - Russian Federation	NIZOVTSEVA Irina	4 S
		BELIAKOVA Nadezhda	3
		PIANTINA Arina	2
		MISHCHENKO Anastasiia	1 V
		ERMEICHUK Mariia	A
Silver	TUR - Turkey	POLAT Mihriban	4 S
		POLAT Berivan	3 V
		MACIT Kader	2
		OZTEMIR Zeynep	1
		NEVRUZ Hilal	A
Bronze	POL - Poland	CHMARRA Daria	4 S
		MANDES Karolina	3 V
		ORLINSKA Katarzyna	2
		LESZCZYNSKA Marta	1
		NOGLY Ewa	A
4	NOR - Norway	MJOEN Eline	4 S
		FOSS Malin	3
		FORBREGD Astri	2
		RIAN Hannah Skarsheim	1 V
		-	A
5	TUR - Turkey 2	PARLAYANYILDIZ Elanur	4 S
		BARIS Seyda	3 V
		KARAMAN Zuhul	2
		BENZER Beyzanur	1
		DALAZ Mukaddes	A

Note:

Team position and functions are attached to each team member's name as follows:
4 = Fourth, 3 = Third, 2 = Second, 1 = Lead, A = Alternate, S = Skip, V = Vice-Skip



Competition Matrix

Team	NOR	POL	RUS	TUR	TUR
NOR		9 - 2	4 - 8	9 - 11	8 - 7
POL	2 - 9		6 - 7	7 - 6	10 - 3
RUS	8 - 4	7 - 6		4 - 6	10 - 2
TUR	11 - 9	6 - 7	6 - 4		11 - 2
TUR	7 - 8	3 - 10	2 - 10	2 - 11	

Standings after Round Robin

Rank	Team	Games	Wins	Losses		
1	TUR - Turkey	4	3	1	Q	w1
2	RUS - Russian Federation	4	3	1	Q	w0
3	NOR - Norway	4	2	2	Q	w1
4	POL - Poland	4	2	2	Q	w0
5	TUR - Turkey 2	4	0	4		

Legend:

Q Qualified for the semi-finals

wn Number of wins (n) against tied teams



Draw Shot Challenge

Rank	Team	Stone Rotation	Last Stone Draw in each Round Robin Game				DSC
			1	2	3	4	
1	TUR - Turkey	↻	499.6	155.8	33.2	199.6	86.37cm
		↻	9.1	82.6	61.3	63.0	
2	POL - Poland	↻	142.5	53.9	110.9	41.0	100.33cm
		↻	499.6	145.8	8.6	199.6	
3	RUS - Russian Federation	↻	68.1	68.3	199.6	157.2	114.06cm
		↻	499.6	50.4	160.6	94.2	
4	NOR - Norway	↻	147.8	199.6	47.2	148.5	134.64cm
		↻	499.6	55.6	144.2	199.6	
5	TUR - Turkey 2	↻	190.4	199.6	75.5	199.6	167.23cm
		↻	499.6	106.3	199.6	199.6	

Note:

The Draw Shot Challenge (DSC) is the average distance of all the individual Last Stone Draw stones, which were delivered by a team during the round robin. The one least favourable result will be eliminated before calculating the average distance. The team with the lesser DSC receives the higher ranking. If the DSCs are equal then the team with the best non-equal counting LSD receives the higher ranking. In the case where all counting LSDs are equal, the team ranked higher in the WCF World Rankings is ranked higher.

Legend:

↻ Clockwise

↻ Counter-clockwise

DSC Draw Shot Challenge



Scoring Analysis

Team	Games		LSFE	Stolen		Points Scored					Total	Plus / Minus
				Ends	0	1	2	3	4	>4		
RUS - Russian Federation	6	For	4	9	3	11	7	5	0	1	46	+21
		Against	2	7	1	14	4	1	0	0	25	
TUR - Turkey	6	For	4	10	1	12	6	1	4	0	43	+8
		Against	2	9	2	11	5	2	2	0	35	
POL - Poland	6	For	3	11	0	18	3	0	3	0	36	+1
		Against	3	10	0	14	6	3	0	0	35	
NOR - Norway	6	For	3	9	1	10	8	4	0	0	38	-5
		Against	3	11	1	15	4	4	2	0	43	
TUR - Turkey 2	4	For	0	4	0	9	1	1	0	0	14	-25
		Against	4	6	1	6	6	1	3	1	39	
Total	14			43	5	60	25	11	7	1	177	

Note:
Stolen ends are the ends won without the last stone advantage.

Legend:
>4 More than four points scored LSFE Last Stone First End



Medallists

Medal	NOC	Name
GOLD	RUS - Russian Federation	NIZOVTSEVA Irina BELIAKOVA Nadezhda PIANTINA Arina MISHCHENKO Anastasiia ERMEICHUK Mariia IAKOVLEVA Svetlana
SILVER	TUR - Turkey	POLAT Mihriban POLAT Berivan MACIT Kader OZTEMIR Zeynep NEVRUZ Hilal TOPALOGLU Sadik
BRONZE	POL - Poland	CHMARRA Daria MANDES Karolina ORLINSKA Katarzyna LESZCZYNSKA Marta NOGLY Ewa SCHROEDER Agnieszka



Game Results

Sheet	Game	Team	LSFE	1	2	3	4	5	6	7	8	Extra Ends	Total
B	6	TUR - Turkey	*	1	0	0	0	0	1	0	X		2
	6	RUS - Russian Federation		0	2	0	1	3	0	1	X		7

TUR - Turkey

4 S POLAT Berivan
3 V POLAT Mihriban
2 OZTEMIR Zeynep
1 NEVRUZ Hilal
A MACIT Kader

Time remaining: 9 minutes 37 seconds

RUS - Russian Federation

4 S NIZOVTSEVA Irina
3 BELIAKOVA Nadezhda
2 PIANTINA Arina
1 V MISHCHENKO Anastasiia
A ERMEICHUK Mariia

Time remaining: 9 minutes 3 seconds

Note:

Team position and functions are attached to each team member's name as follows:
4 = Fourth, 3 = Third, 2 = Second, 1 = Lead, A = Alternate, S = Skip, V = Vice-Skip

Legend:

LSFE(*) Last Stone First End

X Unplayed/unfinished end due to concession



Game Results

Sheet	Game	Team	LSFE	1	2	3	4	5	6	7	8	Extra Ends	Total
D	6	POL - Poland		1	0	1	0	1	0	1	1		5
	6	NOR - Norway	*	0	1	0	1	0	1	0	0		3

POL - Poland

4 S CHMARRA Daria
3 V MANDES Karolina
2 ORLINSKA Katarzyna
1 LESZCZYNSKA Marta
A NOGLY Ewa

Time remaining: 2 minutes 53 seconds

NOR - Norway

4 S MJOEN Eline
3 V RIAN Hannah Skarsheim
2 FORBREGD Astri
1 FOSS Malin
A -

Time remaining: 1 minute 49 seconds

Note:

Team position and functions are attached to each team member's name as follows:
4 = Fourth, 3 = Third, 2 = Second, 1 = Lead, A = Alternate, S = Skip, V = Vice-Skip

Legend:

LSFE(*) Last Stone First End



Game Results

Sheet	Game	Team	LSFE	1	2	3	4	5	6	7	8	Extra Ends	Total
C	5	POL - Poland		0	4	0	0	0	1	1	0		6
	5	TUR - Turkey	*	1	0	3	1	1	0	0	1		7

POL - Poland

4 S CHMARRA Daria
3 V MANDES Karolina
2 ORLINSKA Katarzyna
1 LESZCZYNSKA Marta
A NOGLY Ewa

Time remaining: 4 minutes 16 seconds

TUR - Turkey

4 S POLAT Berivan
3 V POLAT Mihriban
2 OZTEMIR Zeynep
1 NEVRUZ Hilal
A MACIT Kader

Time remaining: 5 minutes 29 seconds

Note:

Team position and functions are attached to each team member's name as follows:
4 = Fourth, 3 = Third, 2 = Second, 1 = Lead, A = Alternate, S = Skip, V = Vice-Skip

Legend:

LSFE(*) Last Stone First End



Game Results

Sheet	Game	Team	LSFE	1	2	3	4	5	6	7	8	Extra Ends	Total
A	5	RUS - Russian Federation	*	0	0	3	2	0	2	0	3		10
	5	NOR - Norway		1	0	0	0	1	0	3	0		5

RUS - Russian Federation

4 S NIZOVTSEVA Irina
3 BELIAKOVA Nadezhda
2 PIANTINA Arina
1 V MISHCHENKO Anastasiia
A ERMEICHUK Mariia

Time remaining: 3 minutes 13 seconds

NOR - Norway

4 S MJOEN Eline
3 V RIAN Hannah Skarsheim
2 FORBREGD Astri
1 FOSS Malin
A -

Time remaining: 5 minutes 28 seconds

Note:

Team position and functions are attached to each team member's name as follows:
4 = Fourth, 3 = Third, 2 = Second, 1 = Lead, A = Alternate, S = Skip, V = Vice-Skip

Legend:

LSFE(*) Last Stone First End



Game Results

Sheet	Game	Team	LSFE	1	2	3	4	5	6	7	8	Extra Ends	Total
C	1	POL - Poland		0	1	0	1	1	1	0	2	0	6
	1	RUS - Russian Federation	*	3	0	2	0	0	0	1	0	1	7

POL - Poland

4 S CHMARRA Daria
3 V MANDES Karolina
2 ORLINSKA Katarzyna
1 LESZCZYNSKA Marta
A NOGLY Ewa

RUS - Russian Federation

4 S NIZOVTSEVA Irina
3 BELIAKOVA Nadezhda
2 PIANTINA Arina
1 V MISHCHENKO Anastasiia
A ERMEICHUK Mariia

Last Stone Draw

⌚ CHMARRA D
⌚ MANDES K

Distance

142.5cm
199.6cm

Total

342.1cm

Time remaining: 0 minutes 7 seconds
Time remaining: 0 minutes 1 second (after extra end)

Last Stone Draw

⌚ NIZOVTSEVA I
⌚ PIANTINA A

Distance

68.1cm
199.6cm

Total

267.7cm

Time remaining: 0 minutes 25 seconds
Time remaining: 2 minutes 16 seconds (after extra end)

Note:

Team position and functions are attached to each team member's name as follows:
4 = Fourth, 3 = Third, 2 = Second, 1 = Lead, A = Alternate, S = Skip, V = Vice-Skip

Legend:

⌚ Clockwise

⌚ Counter-clockwise

LSFE(*) Last Stone First End



Game Results

REVISED
15 FEB 13:11

Sheet	Game	Team	LSFE	1	2	3	4	5	6	7	8	Extra Ends	Total
D	1	TUR - Turkey	*	0	4	4	0	0	1	0	0	2	11
	1	NOR - Norway		2	0	0	0	2	0	3	2	0	9

TUR - Turkey

4 S POLAT Mihriban
3 V POLAT Berivan
2 MACIT Kader
1 OZTEMIR Zeynep
A NEVRUZ Hilal

NOR - Norway

4 S MJOEN Eline
3 FOSS Malin
2 FORBREGD Astri
1 V RIAN Hannah Skarsheim
A -

Last Stone Draw

⌚ POLAT M
⌚ POLAT B

Distance

199.6cm
9.1cm

Total

208.7cm

Time remaining: 1 minute 42 seconds
Time remaining: 0 minutes 40 seconds (after extra end)

Last Stone Draw

⌚ MJOEN E
⌚ FOSS M

Distance

147.8cm
199.6cm

Total

347.4cm

Time remaining: 3 minutes 18 seconds
Time remaining: 1 minute 7 seconds (after extra end)

Note:

Team position and functions are attached to each team member's name as follows:
4 = Fourth, 3 = Third, 2 = Second, 1 = Lead, A = Alternate, S = Skip, V = Vice-Skip

Legend:

⌚ Clockwise

⌚ Counter-clockwise

LSFE(*) Last Stone First End

Team NOR: Vice-Skip revised



Game Results

Sheet	Game	Team	LSFE	1	2	3	4	5	6	7	8	Extra Ends	Total
C	2	NOR - Norway	*	2	0	0	3	0	0	0	2	1	8
	1	TUR - Turkey 2		0	1	1	0	1	3	1	0	0	7

NOR - Norway

4 S MJOEN Eline
3 FOSS Malin
2 FORBREGD Astri
1 V RIAN Hannah Skarsheim
A -

TUR - Turkey 2

4 V PARLAYANYILDIZ Elanur
3 S BARIS Seyda
2 KARAMAN Zuhul
1 BENZER Beyzanur
A DALAZ Mukaddes

Last Stone Draw

☺ RIAN HS
☹ FORBREGD A

Distance

199.6cm
55.6cm

Total

255.2cm

Time remaining: 1 minute 13 seconds
Time remaining: 0 minutes 57 seconds (after extra end)

Last Stone Draw

☺ PARLAYANYILDIZ E
☹ BARIS S

Distance

190.4cm
199.6cm

Total

390.0cm

Time remaining: 0 minutes 27 seconds
Time remaining: 0 minutes 42 seconds (after extra end)

Note:

Team position and functions are attached to each team member's name as follows:
4 = Fourth, 3 = Third, 2 = Second, 1 = Lead, A = Alternate, S = Skip, V = Vice-Skip

Legend:

☺ Clockwise

☹ Counter-clockwise

LSFE(*) Last Stone First End



Game Results

Sheet	Game	Team	LSFE	1	2	3	4	5	6	7	8	Extra Ends	Total
E	2	TUR - Turkey		2	2	1	1	0	0	0	0		6
	2	POL - Poland	*	0	0	0	0	1	4	1	1		7

TUR - Turkey

4 S POLAT Berivan
3 V POLAT Mihriban
2 OZTEMIR Zeynep
1 NEVRUZ Hilal
A MACIT Kader

Last Stone Draw

☺ NEVRUZ H
☹ OZTEMIR Z

Total

Distance

155.8cm
82.6cm

Total

238.4cm

Time remaining: 0 minutes 6 seconds

POL - Poland

4 S CHMARRA Daria
3 V MANDES Karolina
2 ORLINSKA Katarzyna
1 LESZCZYNSKA Marta
A NOGLY Ewa

Last Stone Draw

☺ MANDES K
☹ CHMARRA D

Total

199.7cm

Time remaining: 0 minutes 55 seconds

Note:

Team position and functions are attached to each team member's name as follows:
4 = Fourth, 3 = Third, 2 = Second, 1 = Lead, A = Alternate, S = Skip, V = Vice-Skip

Legend:

☺ Clockwise

☹ Counter-clockwise

LSFE(*) Last Stone First End



Game Results

Sheet	Game	Team	LSFE	1	2	3	4	5	6	7	8	Extra Ends	Total
B	3	NOR - Norway		1	1	2	0	0	2	3	X		9
	3	POL - Poland	*	0	0	0	1	1	0	0	X		2

NOR - Norway

4 S MJOEN Eline
3 FOSS Malin
2 FORBREGD Astri
1 V RIAN Hannah Skarsheim
A -

POL - Poland

4 S CHMARRA Daria
3 V MANDES Karolina
2 ORLINSKA Katarzyna
1 LESZCZYNSKA Marta
A NOGLY Ewa

Last Stone Draw

⌚ FOSS M
⌚ MJOEN E

Distance

47.2cm
144.2cm

Total

191.4cm

Time remaining: 6 minutes 3 seconds

Last Stone Draw

⌚ LESZCZYNSKA M
⌚ ORLINSKA K

Distance

110.9cm
8.6cm

Total

119.5cm

Time remaining: 4 minutes 40 seconds

Note:

Team position and functions are attached to each team member's name as follows:
4 = Fourth, 3 = Third, 2 = Second, 1 = Lead, A = Alternate, S = Skip, V = Vice-Skip

Legend:

⌚ Clockwise ⌚ Counter-clockwise LSFE(*) Last Stone First End
X Unplayed/unfinished end due to concession



Game Results

Sheet	Game	Team	LSFE	1	2	3	4	5	6	7	8	Extra Ends	Total
D	2	TUR - Turkey 2		0	0	0	1	0	1	0	X		2
	2	RUS - Russian Federation	*	1	1	2	0	0	0	6	X		10

TUR - Turkey 2

4 V PARLAYANYILDIZ Elanur
3 S BARIS Seyda
2 KARAMAN Zuhul
1 BENZER Beyzanur
A DALAZ Mukaddes

Last Stone Draw

☺ DALAZ M
☹ BENZER B

Total

Time remaining: 4 minutes 31 seconds

Distance

199.6cm
106.3cm

Total

305.9cm

RUS - Russian Federation

4 S NIZOVTSEVA Irina
3 BELIAKOVA Nadezhda
2 PIANTINA Arina
1 V MISHCHENKO Anastasiia
A ERMEICHUK Mariia

Last Stone Draw

☺ BELIAKOVA N
☹ MISHCHENKO A

Total

Time remaining: 7 minutes 52 seconds

Distance

68.3cm
50.4cm

Total

118.7cm

Note:

Team position and functions are attached to each team member's name as follows:
4 = Fourth, 3 = Third, 2 = Second, 1 = Lead, A = Alternate, S = Skip, V = Vice-Skip

Legend:

☺ Clockwise ☹ Counter-clockwise LSFE(*) Last Stone First End
X Unplayed/unfinished end due to concession



Game Results

Sheet	Game	Team	LSFE	1	2	3	4	5	6	7	8	Extra Ends	Total
A	3	TUR - Turkey 2		0	1	0	0	1	0	X	X		2
	3	TUR - Turkey	*	1	0	4	2	0	4	X	X		11

TUR - Turkey 2

4 S PARLAYANYILDIZ Elanur
3 V BENZER Beyzanur
2 BARIS Seyda
1 DALAZ Mukaddes
A KARAMAN Zuhul

Last Stone Draw

⌚ BENZER B
⌚ PARLAYANYILDIZ E

Total

Distance

75.5cm
199.6cm

Total

275.1cm

Time remaining: 9 minutes 50 seconds

TUR - Turkey

4 S POLAT Berivan
3 V POLAT Mihriban
2 OZTEMIR Zeynep
1 NEVRUZ Hilal
A MACIT Kader

Last Stone Draw

⌚ OZTEMIR Z
⌚ POLAT M

Total

94.5cm

Distance

33.2cm
61.3cm

Time remaining: 11 minutes 53 seconds

KARAMAN Z replaced DALAZ M at the beginning of end 6

Note:

Team position and functions are attached to each team member's name as follows:
4 = Fourth, 3 = Third, 2 = Second, 1 = Lead, A = Alternate, S = Skip, V = Vice-Skip

Legend:

⌚ Clockwise ⌚ Counter-clockwise
X Unplayed/unfinished end due to concession

LSFE(*) Last Stone First End



Game Results

Sheet	Game	Team	LSFE	1	2	3	4	5	6	7	8	Extra Ends	Total
E	3	RUS - Russian Federation		0	0	1	0	2	1	1	3		8
	4	NOR - Norway	*	1	1	0	2	0	0	0	0		4

RUS - Russian Federation

4 S NIZOVTSOVA Irina
3 BELIAKOVA Nadezhda
2 PIANTINA Arina
1 V MISHCHENKO Anastasiia
A ERMEICHUK Mariia

NOR - Norway

4 S MJOEN Eline
3 FOSS Malin
2 FORBREGD Astri
1 V RIAN Hannah Skarsheim
A -

Last Stone Draw

⌚ PIANTINA A
⌚ NIZOVTSOVA I

Distance

199.6cm
160.6cm

Total

360.2cm

Time remaining: 3 minutes 35 seconds

Last Stone Draw

⌚ FORBREGD A
⌚ RIAN HS

Distance

148.5cm
199.6cm

Total

348.1cm

Time remaining: 1 minute 49 seconds

Note:

Team position and functions are attached to each team member's name as follows:
4 = Fourth, 3 = Third, 2 = Second, 1 = Lead, A = Alternate, S = Skip, V = Vice-Skip

Legend:

⌚ Clockwise

⌚ Counter-clockwise

LSFE(*) Last Stone First End



Game Results

Sheet	Game	Team	LSFE	1	2	3	4	5	6	7	8	Extra Ends	Total
B	4	RUS - Russian Federation	*	0	2	1	0	1	0	0	0		4
	4	TUR - Turkey		1	0	0	2	0	1	0	2		6

RUS - Russian Federation

4 S NIZOVTSEVA Irina
3 BELIAKOVA Nadezhda
2 PIANTINA Arina
1 V MISHCHENKO Anastasiia
A ERMEICHUK Mariia

TUR - Turkey

4 S POLAT Berivan
3 V POLAT Mihriban
2 OZTEMIR Zeynep
1 NEVRUZ Hilal
A MACIT Kader

Last Stone Draw

⌚ MISHCHENKO A
⌚ BELIAKOVA N

Distance

157.2cm
94.2cm

Total

251.4cm

Time remaining: 6 minutes 12 seconds

Last Stone Draw

⌚ POLAT B
⌚ NEVRUZ H

Distance

199.6cm
63.0cm

Total

262.6cm

Time remaining: 7 minutes 11 seconds

Note:

Team position and functions are attached to each team member's name as follows:
4 = Fourth, 3 = Third, 2 = Second, 1 = Lead, A = Alternate, S = Skip, V = Vice-Skip

Legend:

⌚ Clockwise

⌚ Counter-clockwise

LSFE(*) Last Stone First End



Game Results

Sheet	Game	Team	LSFE	1	2	3	4	5	6	7	8	Extra Ends	Total
E	4	POL - Poland	*	4	0	1	0	2	1	2	X		10
	4	TUR - Turkey 2		0	2	0	1	0	0	0	X		3

POL - Poland

4 S CHMARRA Daria
3 V MANDES Karolina
2 ORLINSKA Katarzyna
1 LESZCZYNSKA Marta
A NOGLY Ewa

Last Stone Draw

🕒 ORLINSKA K
🕒 LESZCZYNSKA M

Total

Distance

41.0cm
199.6cm

Total

240.6cm

Time remaining: 5 minutes 44 seconds

TUR - Turkey 2

4 V PARLAYANYILDIZ Elanur
3 S BARIS Seyda
2 KARAMAN Zuhul
1 BENZER Beyzanur
A DALAZ Mukaddes

Last Stone Draw

🕒 BARIS S
🕒 KARAMAN Z

Total

399.2cm

Distance

199.6cm
199.6cm

Time remaining: 5 minutes 27 seconds

Note:

Team position and functions are attached to each team member's name as follows:
4 = Fourth, 3 = Third, 2 = Second, 1 = Lead, A = Alternate, S = Skip, V = Vice-Skip

Legend:

🕒 Clockwise 🕒 Counter-clockwise
X Unplayed/unfinished end due to concession

LSFE(*) Last Stone First End



**EUROPEAN
YOUTH
OLYMPIC
FESTIVAL**



Results Book



CURLING

Boys'



Entry List by NOC

As of MON 13 FEB 2017

NED - Netherlands		
4 S	GOSGENS Wouter	R
3	KUIJPERS Jop	R
2	KLOMP Bart	R
1 V	BOLKENBAAS Olaf	R
A	-	
C	LEIBBRANDT-DEMMON Shari	

NOR - Norway		
4 S	BRAENDEN Mathias	R
3	GRASBAKKEN-LOKKEN Jens	R
2	BIRKETVEIT Adne	R
1 V	NORDHAGEN Niclas	R
A	-	
C	JOHANSEN Stein Erik	

RUS - Russian Federation		
4 S	DORONIN German	R
3 V	EPREMIAN Georgii	R
2	MAKSIMOV Sergei	R
1	SIROTKIN Dmitry	R
A	POSTNOV Kirill	R
C	ANDRIANOVA Olga	

SLO - Slovenia		
4 S	SEVER Stefan	R
3 V	STOPAR Aljaz	R
2	GREGORI Noel	R
1	PREZELJ Luka	R
A	LANGUS Simon	R
C	VERBINC Gregor	

TUR - Turkey		
4 S	KARAKURT Oguzhan	R
3 V	DEMIREL Muhammet Haydar	R
2	TUNGA Ahmet Alperen	R
1	OZSUBASI Ishak	R
A	KAYGUSUZ Batuhan Bugra	R
C	CELIK Ahmet	

Note:
Team position and functions are attached to each team member's name as follows:
4 = Fourth, **3** = Third, **2** = Second, **1** = Lead, **A** = Alternate, **S** = Skip, **V** = Vice-Skip, **C** = Coach

Legend:
R Right-handed



Team Line-ups

A	TUR - Turkey	Δ	Game 6	SLO - Slovenia	Δ	Game 6
4 S	KARAKURT Oguzhan		R	4 S		R
3 V	DEMIREL Muhammet Haydar		R	3 V		R
2	TUNGA Ahmet Alperen		R	2		R
1	KAYGUSUZ Batuhan Bugra		R	1		R
A	OZSUBASI Ishak		R	A		R
C	CELIK Ahmet			C		VERBINC Gregor

C	RUS - Russian Federation	Δ	Game 6	NED - Netherlands	Game 6
4 S	DORONIN German		R	4 S	GOSGENS Wouter
3 V	MAKSIMOV Sergei		R	3	KUIJPERS Jop
2	POSTNOV Kirill		R	2	KLOMP Bart
1	SIROTKIN Dmitry		R	1 V	BOLKENBAAS Olaf
A	EPREMIAN Georgii		R	A	-
C	ANDRIANOVA Olga			C	LEIBBRANDT-DEMMON Shari

Note:

Team position and functions are attached to each team member's name as follows:

4 = Fourth, 3 = Third, 2 = Second, 1 = Lead, A = Alternate, S = Skip, V = Vice-Skip, C = Coach

Legend:

Δ Different from Original Line-up

R Right-handed



Team Line-ups

B	TUR - Turkey	Game 5	RUS - Russian Federation	Δ	Game 5	
4 S	KARAKURT Oguzhan	R	4 S		DORONIN German	R
3 V	DEMIREL Muhammet Haydar	R	3		MAKSIMOV Sergei	R
2	TUNGA Ahmet Alperen	R	2 V		EPREMIAN Georgii	R
1	OZSUBASI Ishak	R	1		SIROTKIN Dmitry	R
A	KAYGUSUZ Batuhan Bugra	R	A		POSTNOV Kirill	R
C	CELIK Ahmet		C		ANDRIANOVA Olga	

D	NED - Netherlands	Game 5	SLO - Slovenia	Game 5	
4 S	GOSGENS Wouter	R	4 S	SEVER Stefan	R
3	KUIJPERS Jop	R	3 V	STOPAR Aljaz	R
2	KLOMP Bart	R	2	GREGORI Noel	R
1 V	BOLKENBAAS Olaf	R	1	PREZELJ Luka	R
A	-		A	LANGUS Simon	R
C	LEIBBRANDT-DEMMON Shari		C	VERBINC Gregor	

Note:

Team position and functions are attached to each team member's name as follows:

4 = Fourth, 3 = Third, 2 = Second, 1 = Lead, A = Alternate, S = Skip, V = Vice-Skip, C = Coach

Legend:

Δ Different from Original Line-up

R Right-handed



Team Line-ups

A	RUS - Russian Federation	Game 1	TUR - Turkey	Game 1	
4 S	DORONIN German	R	4 S	KARAKURT Oguzhan	R
3 V	EPREMIAN Georgii	R	3 V	DEMIREL Muhammet Haydar	R
2	MAKSIMOV Sergei	R	2	TUNGA Ahmet Alperen	R
1	SIROTKIN Dmitry	R	1	OZSUBASI Ishak	R
A	POSTNOV Kirill	R	A	KAYGUSUZ Batuhan Bugra	R
C	ANDRIANOVA Olga		C	CELIK Ahmet	

D	SLO - Slovenia	Game 1	NOR - Norway	Δ	Game 1
4 S	SEVER Stefan	R	4 S	BRAENDEN Mathias	R
3 V	STOPAR Aljaz	R	3	BIRKETVEIT Adne	R
2	GREGORI Noel	R	2	GRASBAKKEN-LOKKEN Jens	R
1	PREZELJ Luka	R	1 V	NORDHAGEN Niclas	R
A	LANGUS Simon	R	A	-	
C	VERBINC Gregor		C	JOHANSEN Stein Erik	

Note:

Team position and functions are attached to each team member's name as follows:
4 = Fourth, **3** = Third, **2** = Second, **1** = Lead, **A** = Alternate, **S** = Skip, **V** = Vice-Skip, **C** = Coach

Legend:

Δ Different from Original Line-up R Right-handed



Team Line-ups

REVISED

14 FEB 12:51

A	RUS - Russian Federation	Game 2	NED - Netherlands	Game 1	
4 S	DORONIN German	R	4 S	GOSGENS Wouter	R
3 V	EPREMIAN Georgii	R	3	KUIJPERS Jop	R
2	MAKSIMOV Sergei	R	2	KLOMP Bart	R
1	SIROTKIN Dmitry	R	1 V	BOLKENBAAS Olaf	R
A	POSTNOV Kirill	R	A	-	
C	ANDRIANOVA Olga		C	LEIBBRANDT-DEMMON Shari	

C	TUR - Turkey	Δ	Game 2	NOR - Norway	Δ	Game 2	
4 S	KARAKURT Oguzhan		R	4 S		BRAENDEN Mathias	R
3 V	DEMIREL Muhammet Haydar		R	3		BIRKETVEIT Adne	R
2	TUNGA Ahmet Alperen		R	2		GRASBAKKEN-LOKKEN Jens	R
1	KAYGUSUZ Batuhan Bugra		R	1 V		NORDHAGEN Niclas	R
A	OZSUBASI Ishak		R	A		-	
C	CELIK Ahmet			C		JOHANSEN Stein Erik	

Note:

Team position and functions are attached to each team member's name as follows:

4 = Fourth, 3 = Third, 2 = Second, 1 = Lead, A = Alternate, S = Skip, V = Vice-Skip, C = Coach

Legend:

Δ Different from Original Line-up

R Right-handed

Late Line-up Change NED: Vice-Skip revised



Team Line-ups

C	SLO - Slovenia	Game 2	RUS - Russian Federation	Game 3	
4 S	SEVER Stefan	R	4 S	DORONIN German	R
3 V	STOPAR Aljaz	R	3 V	EPREMIAN Georgii	R
2	GREGORI Noel	R	2	MAKSIMOV Sergei	R
1	PREZELJ Luka	R	1	SIROTKIN Dmitry	R
A	LANGUS Simon	R	A	POSTNOV Kirill	R
C	VERBINC Gregor		C	ANDRIANOVA Olga	

D	TUR - Turkey	Game 3	NED - Netherlands	Game 2	
4 S	KARAKURT Oguzhan	R	4 S	GOSGENS Wouter	R
3 V	DEMIREL Muhammet Haydar	R	3	KUIJPERS Jop	R
2	TUNGA Ahmet Alperen	R	2	KLOMP Bart	R
1	OZSUBASI Ishak	R	1 V	BOLKENBAAS Olaf	R
A	KAYGUSUZ Batuhan Bugra	R	A	-	
C	CELIK Ahmet		C	LEIBBRANDT-DEMMON Shari	

Note:

Team position and functions are attached to each team member's name as follows:

4 = Fourth, **3** = Third, **2** = Second, **1** = Lead, **A** = Alternate, **S** = Skip, **V** = Vice-Skip, **C** = Coach

Legend:

R Right-handed



Team Line-ups

REVISED
15 FEB 16:33

B	NED - Netherlands	Δ	Game 3
4 S	GOSGENS Wouter		R
3	KUIJPERS Jop		R
1 V	BOLKENBAAS Olaf		R
A	-		
A	KLOMP Bart		R
C	LEIBBRANDT-DEMMON Shari		

	SLO - Slovenia		Game 3
4 S	SEVER Stefan		R
3 V	STOPAR Aljaz		R
2	GREGORI Noel		R
1	PREZELJ Luka		R
A	LANGUS Simon		R
C	VERBINC Gregor		

E	NOR - Norway	Δ	Game 3
4 S	BRAENDEN Mathias		R
3	BIRKETVEIT Adne		R
2	GRASBAKKEN-LOKKEN Jens		R
1 V	NORDHAGEN Niclas		R
A	-		
C	JOHANSEN Stein Erik		

	RUS - Russian Federation		Game 4
4 S	DORONIN German		R
3 V	EPREMIAN Georgii		R
2	MAKSIMOV Sergei		R
1	SIROTKIN Dmitry		R
A	POSTNOV Kirill		R
C	ANDRIANOVA Olga		

Note:

Team position and functions are attached to each team member's name as follows:
4 = Fourth, **3** = Third, **2** = Second, **1** = Lead, **A** = Alternate, **S** = Skip, **V** = Vice-Skip, **C** = Coach

Legend:

Δ Different from Original Line-up **R** Right-handed

Late Line-up Change NED: team will play with 3 players only



Team Line-ups

A	NED - Netherlands	Game 4
4 S	GOSGENS Wouter	R
3	KUIJPERS Jop	R
2	KLOMP Bart	R
1 V	BOLKENBAAS Olaf	R
A	-	
C	LEIBBRANDT-DEMMON Shari	

	NOR - Norway	Δ	Game 4
4 S	BRAENDEN Mathias		R
3	BIRKETVEIT Adne		R
2	GRASBAKKEN-LOKKEN Jens		R
1 V	NORDHAGEN Niclas		R
A	-		
C	JOHANSEN Stein Erik		

E	TUR - Turkey	Game 4
4 S	KARAKURT Oguzhan	R
3 V	DEMIREL Muhammet Haydar	R
2	TUNGA Ahmet Alperen	R
1	OZSUBASI Ishak	R
A	KAYGUSUZ Batuhan Bugra	R
C	CELIK Ahmet	

	SLO - Slovenia	Game 4
4 S	SEVER Stefan	R
3 V	STOPAR Aljaz	R
2	GREGORI Noel	R
1	PREZELJ Luka	R
A	LANGUS Simon	R
C	VERBINC Gregor	

Note:

Team position and functions are attached to each team member's name as follows:

4 = Fourth, 3 = Third, 2 = Second, 1 = Lead, A = Alternate, S = Skip, V = Vice-Skip, C = Coach

Legend:

Δ Different from Original Line-up

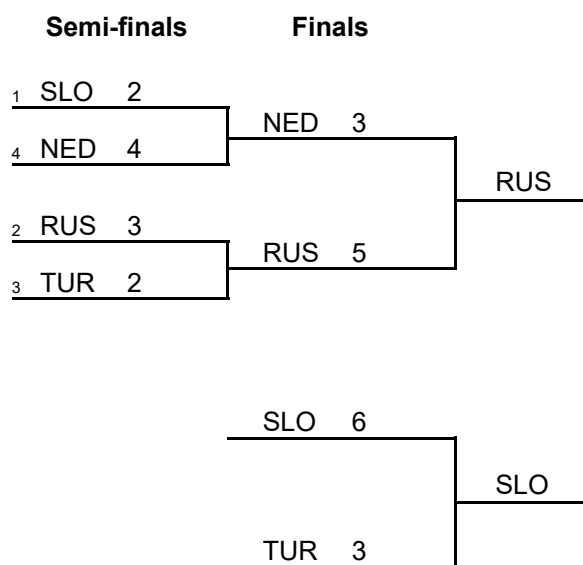
R Right-handed



Session Results and Standings

Sheet	Game	Team	LSFE	1	2	3	4	5	6	7	8	Extra Ends	Total
A	6	TUR - Turkey		0	0	0	1	0	2	0	X		3
	6	SLO - Slovenia	*	2	0	3	0	1	0	0	X		6
C	6	RUS - Russian Federation	*	0	2	0	2	0	1	0	X		5
	6	NED - Netherlands		0	0	1	0	1	0	1	X		3

Championship Bracket



Final Standings

- Gold RUS - Russian Federation
- Silver NED - Netherlands
- Bronze SLO - Slovenia
- 4 TUR - Turkey
- 5 NOR - Norway

Legend:

LSFE(*) Last Stone First End

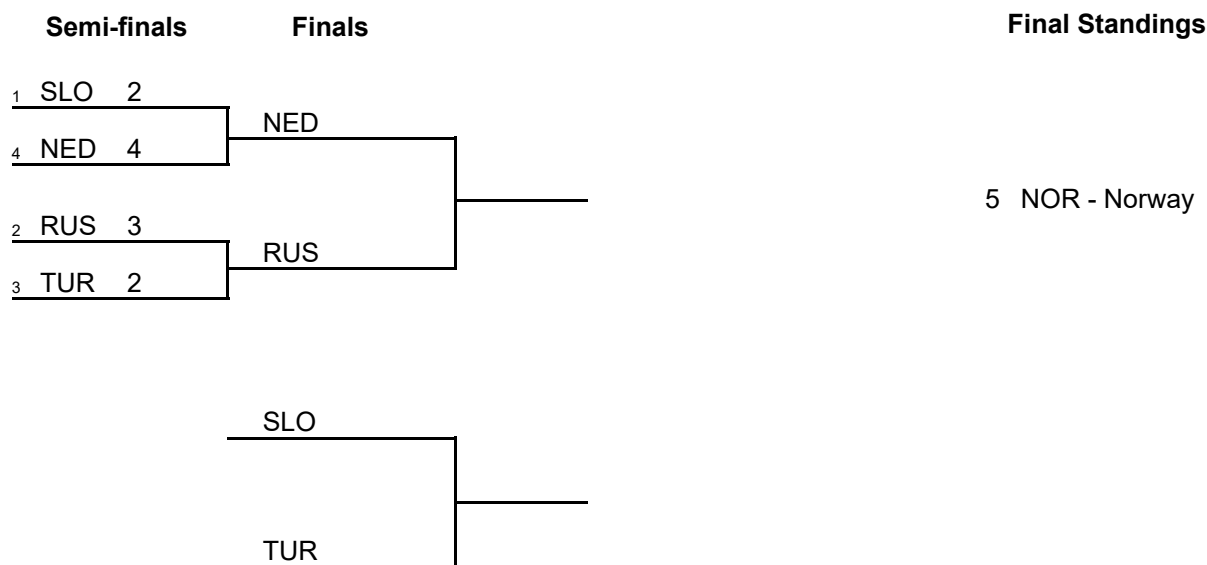
X Unplayed/unfinished end due to concession



Session Results and Standings

Sheet	Game	Team	LSFE	1	2	3	4	5	6	7	8	Extra Ends	Total
B	5	TUR - Turkey		0	0	0	1	0	0	1	0		2
	5	RUS - Russian Federation	*	0	0	0	0	2	0	0	1		3
D	5	NED - Netherlands		1	0	0	1	0	1	0	1		4
	5	SLO - Slovenia	*	0	0	0	0	1	0	1	0		2

Championship Bracket



Legend:
LSFE(*) Last Stone First End



Session Results and Standings

Sheet	Game	Team	LSFE	1	2	3	4	5	6	7	8	Extra Ends	Total
A	1	RUS - Russian Federation		1	2	2	0	1	0	2	X		8
	1	TUR - Turkey	*	0	0	0	2	0	1	0	X		3
D	1	SLO - Slovenia	*	4	1	1	1	0	1	X	X		8
	1	NOR - Norway		0	0	0	0	1	0	X	X		1

Current Standings

Rank	Team	Games	Wins	Losses
1	RUS - Russian Federation	1	1	0
1	SLO - Slovenia	1	1	0
3	NED - Netherlands	0	0	0
4	NOR - Norway	1	0	1
4	TUR - Turkey	1	0	1

Note:

Under WCF rules, tie-breaking rules for standings are not applied until after the last game of the Round Robin.

Legend:

LSFE(*) Last Stone First End

X Unplayed/unfinished end due to concession



Session Results and Standings

Sheet	Game	Team	LSFE	1	2	3	4	5	6	7	8	Extra Ends	Total
A	2	RUS - Russian Federation	*	0	0	0	1	1	0	3	0		5
	1	NED - Netherlands		0	1	2	0	0	1	0	2		6
C	2	TUR - Turkey	*	2	0	0	0	0	0	3	1		6
	2	NOR - Norway		0	1	0	1	2	0	0	0		4

Current Standings

Rank	Team	Games	Wins	Losses
1	NED - Netherlands	1	1	0
1	SLO - Slovenia	1	1	0
3	RUS - Russian Federation	2	1	1
3	TUR - Turkey	2	1	1
5	NOR - Norway	2	0	2

Note:

Under WCF rules, tie-breaking rules for standings are not applied until after the last game of the Round Robin.

Legend:

LSFE(*) Last Stone First End



Session Results and Standings

Sheet	Game	Team	LSFE	1	2	3	4	5	6	7	8	Extra Ends	Total
C	2	SLO - Slovenia		0	0	0	1	0	1	1	0		3
	3	RUS - Russian Federation	*	0	1	0	0	3	0	0	1		5
D	3	TUR - Turkey		0	0	2	1	1	0	1	2	1	8
	2	NED - Netherlands	*	3	2	0	0	0	2	0	0	0	7

Current Standings

Rank	Team	Games	Wins	Losses
1	RUS - Russian Federation	3	2	1
1	TUR - Turkey	3	2	1
3	NED - Netherlands	2	1	1
3	SLO - Slovenia	2	1	1
5	NOR - Norway	2	0	2

Note:

Under WCF rules, tie-breaking rules for standings are not applied until after the last game of the Round Robin.

Legend:

LSFE(*) Last Stone First End



Session Results and Standings

Sheet	Game	Team	LSFE	1	2	3	4	5	6	7	8	Extra Ends	Total
B	3	NED - Netherlands		0	0	1	0	0	2	0	X		3
	3	SLO - Slovenia	*	1	1	0	1	0	0	3	X		6
E	3	NOR - Norway	*	0	0	0	0	1	2	0	0		3
	4	RUS - Russian Federation		0	0	1	0	0	0	1	0		2

Current Standings

Rank	Team	Games	Wins	Losses
1	SLO - Slovenia	3	2	1
1	TUR - Turkey	3	2	1
3	RUS - Russian Federation	4	2	2
4	NED - Netherlands	3	1	2
4	NOR - Norway	3	1	2

Note:

Under WCF rules, tie-breaking rules for standings are not applied until after the last game of the Round Robin.

Legend:

LSFE(*) Last Stone First End

X Unplayed/unfinished end due to concession



Session Results and Standings

Sheet	Game	Team	LSFE	1	2	3	4	5	6	7	8	Extra Ends	Total
A	4	NED - Netherlands		0	3	2	0	2	0	0	0		7
	4	NOR - Norway	*	1	0	0	3	0	0	1	1		6
E	4	TUR - Turkey		0	0	0	0	1	0	1	X		2
	4	SLO - Slovenia	*	0	1	1	0	0	2	0	X		4

Standings after Round Robin

Rank	Team	Games	Wins	Losses			
1	SLO - Slovenia	4	3	1	Q		
2	RUS - Russian Federation	4	2	2	Q	w1	DSC 63.23cm
3	TUR - Turkey	4	2	2	Q	w1	DSC 95.49cm
4	NED - Netherlands	4	2	2	Q	w1	DSC 152.20cm
5	NOR - Norway	4	1	3			

Legend:

DSC Draw Shot Challenge

wn Number of wins (n) against tied teams

LSFE(*) Last Stone First End

X Unplayed/unfinished end due to concession

Q Qualified for the semi-finals



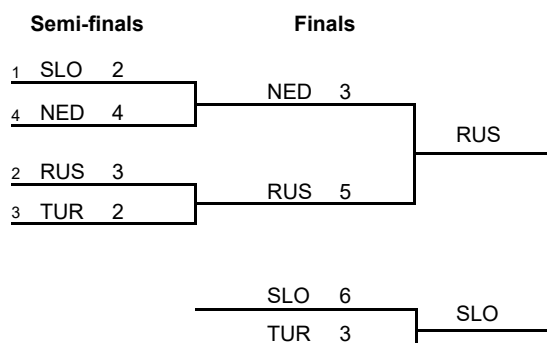
Competition Summary

Session	Date	Time	Sheet A	Sheet B	Sheet C	Sheet D	Sheet E
Session 1	13 FEB	19:00	RUS - TUR 8:3			SLO - NOR 8:1	
Session 2	14 FEB	13:00	RUS - NED 5:6		TUR - NOR 6:4		
Session 3	15 FEB	9:00			SLO - RUS 3:5	TUR - NED 8:7	
Session 4	15 FEB	17:00		NED - SLO 3:6			NOR - RUS 3:2
Session 5	16 FEB	13:00	NED - NOR 7:6				TUR - SLO 2:4
Semi-finals	17 FEB	9:00		TUR - RUS 2:3		NED - SLO 4:2	
Finals	17 FEB	14:30	TUR - SLO 3:6		RUS - NED 5:3		

Standings after Round Robin

Rank	Team	Games	Wins	Losses				
1	SLO - Slovenia	4	3	1	Q			
2	RUS - Russian Federation	4	2	2	Q	w1	DSC	63.23cm
3	TUR - Turkey	4	2	2	Q	w1	DSC	95.49cm
4	NED - Netherlands	4	2	2	Q	w1	DSC	152.20cm
5	NOR - Norway	4	1	3				

Championship Bracket



Final Standings

- Gold RUS - Russian Federation
- Silver NED - Netherlands
- Bronze SLO - Slovenia
- 4 TUR - Turkey
- 5 NOR - Norway

Legend:

DSC Draw Shot Challenge

Q Qualified for the semi-finals

wn Number of wins (n) against tied teams



Final Standings

Rank	Team	Players	Position - Function
Gold	RUS - Russian Federation	DORONIN German	4 S
		EPREMIAN Georgii	3 V
		MAKSIMOV Sergei	2
		SIROTKIN Dmitry	1
		POSTNOV Kirill	A
Silver	NED - Netherlands	GOSGENS Wouter	4 S
		KUIJPERS Jop	3
		KLOMP Bart	2
		BOLKENBAAS Olaf	1 V
		-	A
Bronze	SLO - Slovenia	SEVER Stefan	4 S
		STOPAR Aljaz	3 V
		GREGORI Noel	2
		PREZELJ Luka	1
		LANGUS Simon	A
4	TUR - Turkey	KARAKURT Oguzhan	4 S
		DEMIREL Muhammet Haydar	3 V
		TUNGA Ahmet Alperen	2
		OZSUBASI Ishak	1
		KAYGUSUZ Batuhan Bugra	A
5	NOR - Norway	BRAENDEN Mathias	4 S
		GRASBAKKEN-LOKKEN Jens	3
		BIRKETVEIT Adne	2
		NORDHAGEN Niclas	1 V
		-	A

Note:

Team position and functions are attached to each team member's name as follows:
4 = Fourth, 3 = Third, 2 = Second, 1 = Lead, A = Alternate, S = Skip, V = Vice-Skip



Competition Matrix

Team	NED	NOR	RUS	SLO	TUR
NED		7 - 6	6 - 5	3 - 6	7 - 8
NOR	6 - 7		3 - 2	1 - 8	4 - 6
RUS	5 - 6	2 - 3		5 - 3	8 - 3
SLO	6 - 3	8 - 1	3 - 5		4 - 2
TUR	8 - 7	6 - 4	3 - 8	2 - 4	

Standings after Round Robin

Rank	Team	Games	Wins	Losses			
1	SLO - Slovenia	4	3	1	Q		
2	RUS - Russian Federation	4	2	2	Q	w1	DSC 63.23cm
3	TUR - Turkey	4	2	2	Q	w1	DSC 95.49cm
4	NED - Netherlands	4	2	2	Q	w1	DSC 152.20cm
5	NOR - Norway	4	1	3			

Legend:

DSC Draw Shot Challenge

Q Qualified for the semi-finals

wn Number of wins (n) against tied teams



Draw Shot Challenge

Rank	Team	Stone Rotation	Last Stone Draw in each Round Robin Game				DSC
			1	2	3	4	
1	RUS - Russian Federation	↻	65.0	52.4	199.6	45.4	63.23cm
		↻	44.1	56.3	26.5	152.9	
2	SLO - Slovenia	↻	64.1	126.4	106.6	124.8	86.01cm
		↻	111.2	122.0	51.2	22.2	
3	TUR - Turkey	↻	36.7	121.9	168.8	66.6	95.49cm
		↻	36.6	148.6	199.6	89.2	
4	NOR - Norway	↻	199.6	199.6	39.5	54.2	116.57cm
		↻	14.6	176.7	131.8	199.6	
5	NED - Netherlands	↻	66.1	199.6	122.4	199.6	152.20cm
		↻	199.6	166.7	111.4	199.6	

Note:

The Draw Shot Challenge (DSC) is the average distance of all the individual Last Stone Draw stones, which were delivered by a team during the round robin. The one least favourable result will be eliminated before calculating the average distance. The team with the lesser DSC receives the higher ranking. If the DSCs are equal then the team with the best non-equal counting LSD receives the higher ranking. In the case where all counting LSDs are equal, the team ranked higher in the WCF World Rankings is ranked higher.

Legend:

↻ Clockwise

↻ Counter-clockwise

DSC Draw Shot Challenge



Scoring Analysis

Team	Games		LSFE	Stolen		Points Scored					Total	Plus / Minus
				Ends	0	1	2	3	4	>4		
SLO - Slovenia	6	For	5	7	5	15	2	2	1	0	29	+11
		Against	1	2	4	11	2	1	0	0	18	
RUS - Russian Federation	6	For	4	5	6	10	6	2	0	0	28	+8
		Against	2	5	6	12	4	0	0	0	20	
NED - Netherlands	6	For	1	6	1	10	7	2	0	0	30	-2
		Against	5	7	5	15	4	3	0	0	32	
TUR - Turkey	6	For	2	6	5	11	5	1	0	0	24	-8
		Against	4	8	5	8	9	2	0	0	32	
NOR - Norway	4	For	2	4	5	7	2	1	0	0	14	-9
		Against	2	6	2	7	3	2	1	0	23	
Total	14			28	22	53	22	8	1	0	125	

Note:
Stolen ends are the ends won without the last stone advantage.

Legend:
>4 More than four points scored LSFE Last Stone First End



Summary of Big Ends

Points Scored	By	Against	Session	End	Game Result
4	SLO - Slovenia	NOR - Norway	1	1	8 : 1

Note:
Big ends are defined as ends with a score of four or more points.



Medallists

Medal	NOC	Name
GOLD	RUS - Russian Federation	DORONIN German EPREMIAN Georgii MAKSIMOV Sergei SIROTKIN Dmitry POSTNOV Kirill ANDRIANOVA Olga
SILVER	NED - Netherlands	GOSGENS Wouter KUIJPERS Jop KLOMP Bart BOLKENBAAS Olaf - LEIBBRANDT-DEMMON Shari
BRONZE	SLO - Slovenia	SEVER Stefan STOPAR Aljaz GREGORI Noel PREZELJ Luka LANGUS Simon VERBINC Gregor



Game Results

Sheet	Game	Team	LSFE	1	2	3	4	5	6	7	8	Extra Ends	Total
C	6	RUS - Russian Federation	*	0	2	0	2	0	1	0	X		5
	6	NED - Netherlands		0	0	1	0	1	0	1	X		3

RUS - Russian Federation

4 S DORONIN German
3 V MAKSIMOV Sergei
2 POSTNOV Kirill
1 SIROTKIN Dmitry
A EPREMIAN Georgii

NED - Netherlands

4 S GOSGENS Wouter
3 KUIJPERS Jop
2 KLOMP Bart
1 V BOLKENBAAS Olaf
A -

Time remaining: 8 minutes 50 seconds

Time remaining: 6 minutes 24 seconds

Note:

Team position and functions are attached to each team member's name as follows:
4 = Fourth, 3 = Third, 2 = Second, 1 = Lead, A = Alternate, S = Skip, V = Vice-Skip

Legend:

LSFE(*) Last Stone First End

X Unplayed/unfinished end due to concession



Game Results

Sheet	Game	Team	LSFE	1	2	3	4	5	6	7	8	Extra Ends	Total
A	6	TUR - Turkey		0	0	0	1	0	2	0	X		3
	6	SLO - Slovenia	*	2	0	3	0	1	0	0	X		6

TUR - Turkey

4 S KARAKURT Oguzhan
3 V DEMIREL Muhammet Haydar
2 TUNGA Ahmet Alperen
1 KAYGUSUZ Batuhan Bugra
A OZSUBASI Ishak

Time remaining: 5 minutes 20 seconds

SLO - Slovenia

4 S SEVER Stefan
3 V STOPAR Aljaz
2 LANGUS Simon
1 PREZELJ Luka
A GREGORI Noel

Time remaining: 8 minutes 31 seconds

Note:

Team position and functions are attached to each team member's name as follows:
4 = Fourth, 3 = Third, 2 = Second, 1 = Lead, A = Alternate, S = Skip, V = Vice-Skip

Legend:

LSFE(*) Last Stone First End

X Unplayed/unfinished end due to concession



Game Results

Sheet	Game	Team	LSFE	1	2	3	4	5	6	7	8	Extra Ends	Total
D	5	NED - Netherlands		1	0	0	1	0	1	0	1		4
	5	SLO - Slovenia	*	0	0	0	0	1	0	1	0		2

NED - Netherlands

4 S GOSGENS Wouter
3 KUIJPERS Jop
2 KLOMP Bart
1 V BOLKENBAAS Olaf
A -

Time remaining: 4 minutes 26 seconds

SLO - Slovenia

4 S SEVER Stefan
3 V STOPAR Aljaz
2 GREGORI Noel
1 PREZELJ Luka
A LANGUS Simon

Time remaining: 7 minutes 9 seconds

Note:

Team position and functions are attached to each team member's name as follows:
4 = Fourth, 3 = Third, 2 = Second, 1 = Lead, A = Alternate, S = Skip, V = Vice-Skip

Legend:

LSFE(*) Last Stone First End



Game Results

Sheet	Game	Team	LSFE	1	2	3	4	5	6	7	8	Extra Ends	Total
B	5	TUR - Turkey		0	0	0	1	0	0	1	0		2
	5	RUS - Russian Federation	*	0	0	0	0	2	0	0	1		3

TUR - Turkey

4 S KARAKURT Oguzhan
3 V DEMIREL Muhammet Haydar
2 TUNGA Ahmet Alperen
1 OZSUBASI Ishak
A KAYGUSUZ Batuhan Bugra

Time remaining: 5 minutes 52 seconds

RUS - Russian Federation

4 S DORONIN German
3 MAKSIMOV Sergei
2 V EPREMIAN Georgii
1 SIROTKIN Dmitry
A POSTNOV Kirill

Time remaining: 3 minutes 2 seconds

POSTNOV K replaced EPREMIAN G at the beginning of end 6
Revised line-up: (4 S) DORONIN G, (3 V) MAKSIMOV S, (2) POSTNOV K, (1) SIROTKIN D

Note:

Team position and functions are attached to each team member's name as follows:
4 = Fourth, 3 = Third, 2 = Second, 1 = Lead, A = Alternate, S = Skip, V = Vice-Skip

Legend:

LSFE(*) Last Stone First End



Game Results

Sheet	Game	Team	LSFE	1	2	3	4	5	6	7	8	Extra Ends	Total
A	1	RUS - Russian Federation		1	2	2	0	1	0	2	X		8
	1	TUR - Turkey	*	0	0	0	2	0	1	0	X		3

RUS - Russian Federation

4 S DORONIN German
3 V EPREMIAN Georgii
2 MAKSIMOV Sergei
1 SIROTKIN Dmitry
A POSTNOV Kirill

Last Stone Draw

⌚ DORONIN G
⌚ SIROTKIN D

Total

Time remaining: 9 minutes 53 seconds

Distance

65.0cm
44.1cm

Total

109.1cm

TUR - Turkey

4 S KARAKURT Oguzhan
3 V DEMIREL Muhammet Haydar
2 TUNGA Ahmet Alperen
1 OZSUBASI Ishak
A KAYGUSUZ Batuhan Bugra

Last Stone Draw

⌚ OZSUBASI I
⌚ KARAKURT O

Total

Time remaining: 8 minutes 21 seconds

Distance

36.7cm
36.6cm

Total

73.3cm

Note:

Team position and functions are attached to each team member's name as follows:
4 = Fourth, 3 = Third, 2 = Second, 1 = Lead, A = Alternate, S = Skip, V = Vice-Skip

Legend:

⌚ Clockwise ⌚ Counter-clockwise LSFE(*) Last Stone First End
X Unplayed/unfinished end due to concession



Game Results

Sheet	Game	Team	LSFE	1	2	3	4	5	6	7	8	Extra Ends	Total
D	1	SLO - Slovenia	*	4	1	1	1	0	1	X	X		8
	1	NOR - Norway		0	0	0	0	1	0	X	X		1

SLO - Slovenia

4 S SEVER Stefan
3 V STOPAR Aljaz
2 GREGORI Noel
1 PREZELJ Luka
A LANGUS Simon

NOR - Norway

4 S BRAENDEN Mathias
3 BIRKETVEIT Adne
2 GRASBAKKEN-LOKKEN Jens
1 V NORDHAGEN Niclas
A -

Last Stone Draw

⌚ STOPAR A
⌚ PREZELJ L

Distance

64.1cm
111.2cm

Total

175.3cm

Time remaining: 10 minutes 10 seconds

Last Stone Draw

⌚ NORDHAGEN N
⌚ BRAENDEN M

Distance

199.6cm
14.6cm

Total

214.2cm

Time remaining: 10 minutes 55 seconds

Note:

Team position and functions are attached to each team member's name as follows:
4 = Fourth, 3 = Third, 2 = Second, 1 = Lead, A = Alternate, S = Skip, V = Vice-Skip

Legend:

⌚ Clockwise ⌚ Counter-clockwise
X Unplayed/unfinished end due to concession

LSFE(*) Last Stone First End



Game Results

Sheet	Game	Team	LSFE	1	2	3	4	5	6	7	8	Extra Ends	Total
A	2	RUS - Russian Federation	*	0	0	0	1	1	0	3	0		5
	1	NED - Netherlands		0	1	2	0	0	1	0	2		6

RUS - Russian Federation

4 S DORONIN German
3 V EPREMIAN Georgii
2 MAKSIMOV Sergei
1 SIROTKIN Dmitry
A POSTNOV Kirill

NED - Netherlands

4 S GOSGENS Wouter
3 KUIJPERS Jop
2 KLOMP Bart
1 V BOLKENBAAS Olaf
A -

Last Stone Draw

⌚ SIROTKIN D
⌚ DORONIN G

Distance

52.4cm
56.3cm

Total

108.7cm

Time remaining: 2 minutes 23 seconds

Last Stone Draw

⌚ GOSGENS W
⌚ KUIJPERS J

Distance

66.1cm
199.6cm

Total

265.7cm

Time remaining: 2 minutes 46 seconds

Note:

Team position and functions are attached to each team member's name as follows:
4 = Fourth, 3 = Third, 2 = Second, 1 = Lead, A = Alternate, S = Skip, V = Vice-Skip

Legend:

⌚ Clockwise

⌚ Counter-clockwise

LSFE(*) Last Stone First End



Game Results

Sheet	Game	Team	LSFE	1	2	3	4	5	6	7	8	Extra Ends	Total
C	2	TUR - Turkey	*	2	0	0	0	0	0	3	1		6
	2	NOR - Norway		0	1	0	1	2	0	0	0		4

TUR - Turkey

4 S KARAKURT Oguzhan
3 V DEMIREL Muhammet Haydar
2 TUNGA Ahmet Alperen
1 KAYGUSUZ Batuhan Bugra
A OZSUBASI Ishak

NOR - Norway

4 S BRAENDEN Mathias
3 BIRKETVEIT Adne
2 GRASBAKKEN-LOKKEN Jens
1 V NORDHAGEN Niclas
A -

Last Stone Draw

⌚ KAYGUSUZ BB
⌚ DEMIREL MH

Distance

121.9cm
148.6cm

Total

270.5cm

Time remaining: 2 minutes 42 seconds

Last Stone Draw

⌚ GRASBAKKEN-LOKKEN
⌚ BIRKETVEIT A

Distance

199.6cm
176.7cm

Total

376.3cm

Time remaining: 2 minutes 51 seconds

Note:

Team position and functions are attached to each team member's name as follows:
4 = Fourth, 3 = Third, 2 = Second, 1 = Lead, A = Alternate, S = Skip, V = Vice-Skip

Legend:

⌚ Clockwise

⌚ Counter-clockwise

LSFE(*) Last Stone First End



Game Results

Sheet	Game	Team	LSFE	1	2	3	4	5	6	7	8	Extra Ends	Total
C	2	SLO - Slovenia		0	0	0	1	0	1	1	0		3
	3	RUS - Russian Federation	*	0	1	0	0	3	0	0	1		5

SLO - Slovenia

4 S SEVER Stefan
3 V STOPAR Aljaz
2 GREGORI Noel
1 PREZELJ Luka
A LANGUS Simon

RUS - Russian Federation

4 S DORONIN German
3 V EPREMIAN Georgii
2 MAKSIMOV Sergei
1 SIROTKIN Dmitry
A POSTNOV Kirill

Last Stone Draw

🕒 SEVER S
🕒 GREGORI N

Distance

126.4cm
122.0cm

Total

248.4cm

Time remaining: 4 minutes 37 seconds

Last Stone Draw

🕒 EPREMIAN G
🕒 MAKSIMOV S

Distance

199.6cm
26.5cm

Total

226.1cm

Time remaining: 4 minutes 1 second

Note:

Team position and functions are attached to each team member's name as follows:
4 = Fourth, 3 = Third, 2 = Second, 1 = Lead, A = Alternate, S = Skip, V = Vice-Skip

Legend:

🕒 Clockwise

🕒 Counter-clockwise

LSFE(*) Last Stone First End



Game Results

Sheet	Game	Team	LSFE	1	2	3	4	5	6	7	8	Extra Ends	Total
D	3	TUR - Turkey		0	0	2	1	1	0	1	2	1	8
	2	NED - Netherlands	*	3	2	0	0	0	2	0	0	0	7

TUR - Turkey

4 S KARAKURT Oguzhan
3 V DEMIREL Muhammet Haydar
2 TUNGA Ahmet Alperen
1 OZSUBASI Ishak
A KAYGUSUZ Batuhan Bugra

NED - Netherlands

4 S GOSGENS Wouter
3 KUIJPERS Jop
2 KLOMP Bart
1 V BOLKENBAAS Olaf
A -

Last Stone Draw

⌚ DEMIREL MH
⌚ TUNGA AA

Distance

168.8cm
199.6cm

Total

368.4cm

Time remaining: 0 minutes 23 seconds
Time remaining: 1 minute 9 seconds (after extra end)

Last Stone Draw

⌚ KLOMP B
⌚ BOLKENBAAS O

Distance

199.6cm
166.7cm

Total

366.3cm

Time remaining: 1 minute 15 seconds
Time remaining: 0 minutes 47 seconds (after extra end)

Note:

Team position and functions are attached to each team member's name as follows:
4 = Fourth, 3 = Third, 2 = Second, 1 = Lead, A = Alternate, S = Skip, V = Vice-Skip

Legend:

⌚ Clockwise

⌚ Counter-clockwise

LSFE(*) Last Stone First End



Game Results

Sheet	Game	Team	LSFE	1	2	3	4	5	6	7	8	Extra Ends	Total
B	3	NED - Netherlands		0	0	1	0	0	2	0	X		3
	3	SLO - Slovenia	*	1	1	0	1	0	0	3	X		6

NED - Netherlands

4 S GOSGENS Wouter
3 KUIJPERS Jop
1 V BOLKENBAAS Olaf
A -
A KLOMP Bart

Last Stone Draw

⌚ KUIJPERS J
⌚ GOSGENS W

Total

Distance

122.4cm
111.4cm

Total

233.8cm

Time remaining: 6 minutes 49 seconds

SLO - Slovenia

4 S SEVER Stefan
3 V STOPAR Aljaz
2 GREGORI Noel
1 PREZELJ Luka
A LANGUS Simon

Last Stone Draw

⌚ PREZELJ L
⌚ STOPAR A

Total

Time remaining: 7 minutes 3 seconds

Distance

106.6cm
51.2cm

Total

157.8cm

Note:

Team position and functions are attached to each team member's name as follows:
4 = Fourth, 3 = Third, 2 = Second, 1 = Lead, A = Alternate, S = Skip, V = Vice-Skip

Legend:

⌚ Clockwise ⌚ Counter-clockwise LSFE(*) Last Stone First End
X Unplayed/unfinished end due to concession



Game Results

Sheet	Game	Team	LSFE	1	2	3	4	5	6	7	8	Extra Ends	Total
E	3	NOR - Norway	*	0	0	0	0	1	2	0	0		3
	4	RUS - Russian Federation		0	0	1	0	0	0	1	0		2

NOR - Norway

4 S BRAENDEN Mathias
3 BIRKETVEIT Adne
2 GRASBAKKEN-LOKKEN Jens
1 V NORDHAGEN Niclas
A -

RUS - Russian Federation

4 S DORONIN German
3 V EPREMIAN Georgii
2 MAKSIMOV Sergei
1 SIROTKIN Dmitry
A POSTNOV Kirill

Last Stone Draw

⌚ BRAENDEN M
⌚ NORDHAGEN N

Distance

39.5cm
131.8cm

Total

171.3cm

Time remaining: 2 minutes 11 seconds

Last Stone Draw

⌚ MAKSIMOV S
⌚ EPREMIAN G

Distance

45.4cm
152.9cm

Total

198.3cm

Time remaining: 0 minutes 28 seconds

Note:

Team position and functions are attached to each team member's name as follows:
4 = Fourth, 3 = Third, 2 = Second, 1 = Lead, A = Alternate, S = Skip, V = Vice-Skip

Legend:

⌚ Clockwise

⌚ Counter-clockwise

LSFE(*) Last Stone First End



Game Results

Sheet	Game	Team	LSFE	1	2	3	4	5	6	7	8	Extra Ends	Total
A	4	NED - Netherlands		0	3	2	0	2	0	0	0		7
	4	NOR - Norway	*	1	0	0	3	0	0	1	1		6

NED - Netherlands	
4 S	GOSGENS Wouter
3	KUIJPERS Jop
2	KLOMP Bart
1 V	BOLKENBAAS Olaf
A	-

NOR - Norway	
4 S	BRAENDEN Mathias
3	BIRKETVEIT Adne
2	GRASBAKKEN-LOKKEN Jens
1 V	NORDHAGEN Niclas
A	-

Last Stone Draw	Distance
⌚ BOLKENBAAS O	199.6cm
⌚ KLOMP B	199.6cm
Total	399.2cm

Time remaining: 2 minutes 33 seconds

Last Stone Draw	Distance
⌚ BIRKETVEIT A	54.2cm
⌚ GRASBAKKEN-LOKKEN	199.6cm
Total	253.8cm

Time remaining: 1 minute 19 seconds

Note:
Team position and functions are attached to each team member's name as follows:
4 = Fourth, 3 = Third, 2 = Second, 1 = Lead, A = Alternate, S = Skip, V = Vice-Skip

Legend:
⌚ Clockwise ⌚ Counter-clockwise LSFE(*) Last Stone First End



Game Results

Sheet	Game	Team	LSFE	1	2	3	4	5	6	7	8	Extra Ends	Total
E	4	TUR - Turkey		0	0	0	0	1	0	1	X		2
	4	SLO - Slovenia	*	0	1	1	0	0	2	0	X		4

TUR - Turkey

4 S KARAKURT Oguzhan
3 V DEMIREL Muhammet Haydar
2 TUNGA Ahmet Alperen
1 OZSUBASI Ishak
A KAYGUSUZ Batuhan Bugra

SLO - Slovenia

4 S SEVER Stefan
3 V STOPAR Aljaz
2 GREGORI Noel
1 PREZELJ Luka
A LANGUS Simon

Last Stone Draw

⌚ KARAKURT O
⌚ OZSUBASI I

Distance

66.6cm
89.2cm

Total

155.8cm

Time remaining: 5 minutes 58 seconds

Last Stone Draw

⌚ GREGORI N
⌚ SEVER S

Distance

124.8cm
22.2cm

Total

147.0cm

Time remaining: 6 minutes 30 seconds

Note:

Team position and functions are attached to each team member's name as follows:
4 = Fourth, 3 = Third, 2 = Second, 1 = Lead, A = Alternate, S = Skip, V = Vice-Skip

Legend:

⌚ Clockwise ⌚ Counter-clockwise
X Unplayed/unfinished end due to concession

LSFE(*) Last Stone First End