



**EUROPEAN
YOUTH
OLYMPIC
FESTIVAL**



Results Book

	2017 European Youth Olympic Festival	1
1	Table of Contents	2
2	Alpine Skiing	3
3	Biathlon	58
4	Cross-Country Skiing	113
5	Curling	138
6	Figure Skating	219
7	Ice Hockey	273
8	Short Track Speed Skating	309
9	Ski Jumping	386
10	Snowboard	414



**EUROPEAN
YOUTH
OLYMPIC
FESTIVAL**



Results Book



ALPINE SKIING

2	Alpine Skiing	3
2.1	Table of Contents	4
2.2	Girls' Slalom	5
2.2.1	Run 1	6
2.2.1.1	Start List	6
2.2.1.2	Official Results	8
2.2.2	Run 2	11
2.2.2.1	Start List	11
2.2.2.2	Official Results - After Run 2	13
2.3	Girls' Giant Slalom	16
2.3.1	Run 1	17
2.3.1.1	Start List	17
2.3.1.2	Official Results	19
2.3.2	Run 2	22
2.3.2.1	Start List	22
2.3.2.2	Official Results - After Run 2	24
2.4	Boys' Slalom	27
2.4.1	Run 1	28
2.4.1.1	Start List	28
2.4.1.2	Official Results	31
2.4.2	Run 2	34
2.4.2.1	Start List	34
2.4.2.2	Official Results - After Run 2	36
2.5	Boys' Giant Slalom	39
2.5.1	Run 1	40
2.5.1.1	Start List	40
2.5.1.2	Official Results	43
2.5.2	Run 2	46
2.5.2.1	Start List	46
2.5.2.2	Official Results - After Run 2	48
2.6	Parallel Nations Team Event	51
2.6.1	Results - Final	52
2.6.2	Results - 1/2 Final	53
2.6.3	Results - 1/4 Final	54
2.6.4	Results - 1/8 Final	55
2.6.5	Brackets	57



**EUROPEAN
YOUTH
OLYMPIC
FESTIVAL**



Results Book



ALPINE SKIING

Girls' Slalom



EUROPEAN
YOUTH
OLYMPIC
FESTIVAL



EUROPEAN YOUTH OLYMPIC FESTIVAL Erzurum - Palandoken (TUR)

GIRLS' SLALOM 1st RUN
START LIST

WED 15 FEB 2017
Start Time: 10:00

Jury			Technical Data	
TD FIS	V. GICHEV	BUL	Course Name	Avea Track
Referee	C. WEISS	SWE	Start Altitude	2352 m
Assistant Referee			Finish Altitude	2172 m
Chief of Race	S. AKTAS	TUR	Vertical Drop	180 m
			Homologation Number	11074/11/13

Race Information 1st Run			Race Information 2nd Run		
Course Setter	R. GASPAR	TUR	Course Setter	E. SAARELAINEN	FIN
Number of Gates	62		Number of Gates		
Turning Gates	61		Turning Gates		
Start Time	10:00		Start Time	12:15	
Forerunners	A - S. DENIZ	TUR	Forerunners	A - S. DENIZ	TUR
	B - N. LIMON	TUR		B - N. LIMON	TUR
	C - A. DURLU	TUR		C - A. DURLU	TUR

Number of Competitors: 56, Number of NOC: 23

Bib	FIS Code	Name	Year of Birth	NOC	Time	Ski
1	486033	ABDULKAIUMOVA Rinata	1999	RUS		
2	486028	GORNOSTAEVA Anastasia	1999	RUS		
3	565480	MAROVT Misel	1999	SLO		
4	198037	ERRARD Anouck	1999	FRA		
5	155880	BUBAKOVA Nikola	1999	CZE		
6	565484	OTONICAR Ziva	1999	SLO		
7	565488	TOMSIC Nika	2000	SLO		
8	486029	KROKHINA Sofia	1999	RUS		
9	198008	MICHELLAND Axelle	1999	FRA		
10	198016	ESCANE Doriane	1999	FRA		
11	486036	SHERINA Natalia	1999	RUS		
12	185447	KORPIO Nella	1999	FIN		
13	185448	BOSTROM Lisa	1999	FIN		
14	6295075	DELLA MEA Lara	1999	ITA		
15	6295068	SARACCO Carlotta	1999	ITA		
16	155887	POSPISILOVA Klara	1999	CZE		
17	185455	STARAST Melisa	1999	FIN		
18	197999	AVENIER Lola	1999	FRA		
19	405166	HAAS VAN DER Roxy	1999	NED		
20	185470	LAPPALAINEN Netta	2000	FIN		
21	225712	KRAHELSKI Alicja	2000	GBR		
22	405175	BLOK Noa	2000	NED		

15-02-2017 / Erzurum - Palandoken (TUR) / 6779

Page 1/2

Data Processing by SWISS TIMING

www.eyof2017erzurum.org

SWISS TIMING

Generation Date: TUE 14 FEB 2017

Time: 17:35

Document: 51A 1.0





EUROPEAN
YOUTH
OLYMPIC
FESTIVAL



EUROPEAN YOUTH OLYMPIC FESTIVAL
Erzurum - Palandoken (TUR)

GIRLS' SLALOM 1st RUN
START LIST

WED 15 FEB 2017
Start Time: 10:00

Number of Competitors: 56, Number of NOC: 23

Bib	FIS Code	Name	Year of Birth	NOC	Time	Ski
23	496376	RELAT Maria	1999	ESP	_____	_____
24	155883	KRIZOVA Iva	1999	CZE	_____	_____
25	255426	FINNBOGADOTTIR Maria	2000	ISL	_____	_____
26	225709	BRUCE Abigail	2000	GBR	_____	_____
27	255416	DAGBJARTSDOTTIR Katla Bjorg	1999	ISL	_____	_____
28	95148	ZADNEPROVSKA Gergana	2000	BUL	_____	_____
29	705472	SAFARIKOVA Andrea	2000	SVK	_____	_____
30	155890	LUKASOVA Alena	1999	CZE	_____	_____
31	565481	ZIBERT Anja	1999	SLO	_____	_____
32	175055	LARSEN Emilie	1999	DEN	_____	_____
33	225715	WARD Olivia	2000	GBR	_____	_____
34	705471	JAKUBCOVA Zuzana	2000	SVK	_____	_____
35	695130	SHEPILENKO Anastasiya	2000	UKR	_____	_____
36	175056	BROENS Ida Sofie Bunsov	1999	DEN	_____	_____
37	315220	MILOSEVIC Bojana	1999	MNE	_____	_____
38	315224	DINIC Marta	2000	SRB	_____	_____
39	465115	TOTH Krisztina	2000	ROU	_____	_____
40	715172	SISIC Sara	1999	BIH	_____	_____
41	175054	DANIG Emilie Foli	1999	DEN	_____	_____
42	175059	CHRISTENSEN Luna Berger	2000	DEN	_____	_____
43	465114	TRIFU Lea Alessandra	2000	ROU	_____	_____
44	255427	FRIDGEIRSDOTTIR Harpa Maria	2000	ISL	_____	_____
45	525113	CACMAK Dila	2000	TUR	_____	_____
46	235338	TSITSELI Stefania	2000	GRE	_____	_____
47	715174	HUSIC Emina	1999	BIH	_____	_____
48	235330	KYRITSI Aristi	1999	GRE	_____	_____
49	525110	KARA Sila	2000	TUR	_____	_____
50	525105	TAMER Lara Pelin	1999	TUR	_____	_____
51	395022	JOGEVA Anna Lotta	1999	EST	_____	_____
52	685023	GOTSIRIDZE Ekaterine	2000	GEO	_____	_____
53	525109	TUNCA Tayra	2000	TUR	_____	_____
54	685024	BARBARIAN Tamari	2000	GEO	_____	_____
55	947022	HAXHIDAUTI Adea	1999	KOS	_____	_____
56	947023	HOXHA Lyra	2000	KOS	_____	_____



EUROPEAN
YOUTH
OLYMPIC
FESTIVAL



EUROPEAN YOUTH OLYMPIC FESTIVAL Erzurum - Palandoken (TUR)

GIRLS' SLALOM 1st RUN OFFICIAL RESULTS

WED 15 FEB 2017
Start Time: 10:00

Jury			Technical Data	
TD FIS	V. GICHEV	BUL	Course Name	Avea Track
Referee	C. WEISS	SWE	Start Altitude	2352 m
Assistant Referee			Finish Altitude	2172 m
Chief of Race	S. AKTAS	TUR	Vertical Drop	180 m
			Homologation Number	11074/11/13

Race Information 1st Run			Race Information 2nd Run		
Course Setter	R. GASPAR	TUR	Course Setter	E. SAARELAINEN	FIN
Number of Gates	62		Number of Gates		
Turning Gates	61		Turning Gates		
Start Time	10:00		Start Time	12:15	
Forerunners	A - S. DENIZ	TUR	Forerunners	A - S. DENIZ	TUR
	B - N. LIMON	TUR		B - N. LIMON	TUR
	C - A. DURLU	TUR		C - A. DURLU	TUR

Number of Competitors: 56, Number of NOC: 23

Rank	Bib	FIS Code	Name	Year of Birth	NOC	Time	Diff.	Ski
1	12	185447	KORPIO Nella	1999	FIN	52.49		
2	5	155880	BUBAKOVA Nikola	1999	CZE	52.51	0.02	
3	6	565484	OTONICAR Ziva	1999	SLO	52.79	0.30	
4	7	565488	TOMSIC Nika	2000	SLO	52.84	0.35	
5	2	486028	GORNOSTAEVA Anastasia	1999	RUS	53.38	0.89	
6	8	486029	KROKHINA Sofia	1999	RUS	53.40	0.91	
7	14	6295075	DELLA MEA Lara	1999	ITA	53.47	0.98	
8	1	486033	ABDULKAIUMOVA Rinata	1999	RUS	53.49	1.00	
9	4	198037	ERRARD Anouck	1999	FRA	53.63	1.14	
10	18	197999	AVENIER Lola	1999	FRA	54.25	1.76	
11	3	565480	MAROVTV Misel	1999	SLO	54.32	1.83	
12	24	155883	KRIZOVA Iva	1999	CZE	54.43	1.94	
13	11	486036	SHERINA Natalia	1999	RUS	54.54	2.05	
14	13	185448	BOSTROM Lisa	1999	FIN	54.66	2.17	
15	9	198008	MICHELLAND Axelle	1999	FRA	54.88	2.39	
16	16	155887	POSPISLOVA Klara	1999	CZE	55.10	2.61	
17	21	225712	KRAHELSKI Alicja	2000	GBR	55.71	3.22	
18	23	496376	RELAT Maria	1999	ESP	55.87	3.38	
19	17	185455	STARAST Melisa	1999	FIN	56.00	3.51	
20	27	255416	DAGBJARTSDOTTIR K.	1999	ISL	56.28	3.79	
21	28	95148	ZADNEPROVSKA Gergana	2000	BUL	56.51	4.02	
22	22	405175	BLOK Noa	2000	NED	56.87	4.38	

15-02-2017 / Erzurum - Palandoken (TUR) / 6779

Page 1/3

Data Processing by SWISS TIMING

www.eyof2017erzurum.org

SWISS TIMING

Generation Date: WED 15 FEB 2017

Time: 10:58

Document: 73B 1.0





EUROPEAN
YOUTH
OLYMPIC
FESTIVAL



EUROPEAN YOUTH OLYMPIC FESTIVAL
Erzurum - Palandoken (TUR)

GIRLS' SLALOM 1st RUN
OFFICIAL RESULTS

WED 15 FEB 2017
Start Time: 10:00

Number of Competitors: 56, Number of NOC: 23

Rank	Bib	FIS Code	Name	Year of Birth	NOC	Time	Diff.	Ski
23	20	185470	LAPPALAINEN Netta	2000	FIN	57.01	4.52	
24	31	565481	ZIBERT Anja	1999	SLO	57.16	4.67	
25	26	225709	BRUCE Abigail	2000	GBR	57.54	5.05	
26	29	705472	SAFARIKOVA Andrea	2000	SVK	57.69	5.20	
27	34	705471	JAKUBCOVA Zuzana	2000	SVK	57.90	5.41	
28	32	175055	LARSEN Emilie	1999	DEN	58.15	5.66	
29	35	695130	SHEPILENKO Anastasiya	2000	UKR	58.63	6.14	
30	44	255427	FRIDGEIRSDOTTIR H.	2000	ISL	59.45	6.96	
31	42	175059	CHRISTENSEN Luna Berger	2000	DEN	59.49	7.00	
32	36	175056	BROENS Ida Sofie Bunsov	1999	DEN	59.59	7.10	
33	41	175054	DANIG Emilie Foli	1999	DEN	1:00.47	7.98	
34	33	225715	WARD Olivia	2000	GBR	1:01.05	8.56	
35	43	465114	TRIFU Lea Alessandra	2000	ROU	1:01.44	8.95	
36	48	235330	KYRITSI Aristi	1999	GRE	1:01.46	8.97	
37	39	465115	TOTH Krisztina	2000	ROU	1:01.66	9.17	
38	38	315224	DINIC Marta	2000	SRB	1:01.95	9.46	
39	49	525110	KARA Sila	2000	TUR	1:02.66	10.17	
40	51	395022	JOGEVA Anna Lotta	1999	EST	1:03.35	10.86	
41	40	715172	SISIC Sara	1999	BIH	1:03.50	11.01	
42	50	525105	TAMER Lara Pelin	1999	TUR	1:03.63	11.14	
43	52	685023	GOTSIRIDZE Ekaterine	2000	GEO	1:04.16	11.67	
44	54	685024	BARBARIAN Tamari	2000	GEO	1:04.68	12.19	
45	46	235338	TSITSELI Stefania	2000	GRE	1:04.84	12.35	
46	53	525109	TUNCA Tayra	2000	TUR	1:06.07	13.58	
47	56	947023	HOXHA Lyra	2000	KOS	1:17.29	24.80	

DID NOT START 1st RUN: 1 competitor

15 6295068 SARACCO Carlotta 1999 ITA

DID NOT FINISH 1st RUN: 7 competitors

10 198016 ESCANE Doriane 1999 FRA
25 255426 FINBOGADOTTIR Maria 2000 ISL
30 155890 LUKASOVA Alena 1999 CZE
37 315220 MILOSEVIC Bojana 1999 MNE
45 525113 CACMAK Dila 2000 TUR
47 715174 HUSIC Emina 1999 BIH
55 947022 HAXHIDAUTI Adea 1999 KOS

15-02-2017 / Erzurum - Palandoken (TUR) / 6779

Page 2/3

Data Processing by SWISS TIMING

www.eyof2017erzurum.org

SWISS TIMING

Generation Date: WED 15 FEB 2017

Time: 10:58

Document: 73B 1.0





EUROPEAN
YOUTH
OLYMPIC
FESTIVAL



EUROPEAN YOUTH OLYMPIC FESTIVAL
Erzurum - Palandoken (TUR)

GIRLS' SLALOM 1st RUN
OFFICIAL RESULTS

WED 15 FEB 2017
Start Time: 10:00

Number of Competitors: 56, Number of NOC: 23

Rank	Bib	FIS Code	Name	Year of Birth	NOC	Time	Diff.	Ski
DISQUALIFIED 1st RUN: 1 competitor								
	19	405166	HAAS VAN DER ROXY	1999	NED	Gate 7	Rule 629.3	

Reason for disqualification:

629.3 Does not pass through the gate correctly

15-02-2017 / Erzurum - Palandoken (TUR) / 6779

Page 3/3

Data Processing by SWISS TIMING

www.eyof2017erzurum.org

SWISS TIMING

Generation Date: WED 15 FEB 2017

Time: 10:58

Document: 73B 1.0





**EUROPEAN
YOUTH
OLYMPIC
FESTIVAL**



**EUROPEAN YOUTH OLYMPIC FESTIVAL
Erzurum - Palandoken (TUR)**

**GIRLS' SLALOM 2nd RUN
START LIST**

WED 15 FEB 2017
Start Time: 12:15

Race Information 2nd Run

Course Setter E. SAARELAINEN FIN
Number of Gates 66
Turning Gates 64
Start Time 12:15

Technical Data

Course Name Avea Track
Start Altitude 2352 m
Finish Altitude 2172 m
Vertical Drop 180 m
Homologation Number 11074/11/13

Forerunners A - S. DENIZ (TUR) B - N. LIMON (TUR) C - A. DURLU (TUR)

Number of Competitors: 47, Number of NOC: 22

Start Order	Bib	FIS Code	Name	Year of Birth	NOC	1st Run	Diff.	Rank	2nd Run	Total	Ski
1	44	255427	FRIDGEIRSDOTTIR H.	2000	ISL	59.45	6.96	30			
2	35	695130	SHEPILENKO Anastasiya	2000	UKR	58.63	6.14	29			
3	32	175055	LARSEN Emilie	1999	DEN	58.15	5.66	28			
4	34	705471	JAKUBCOVA Zuzana	2000	SVK	57.90	5.41	27			
5	29	705472	SAFARIKOVA Andrea	2000	SVK	57.69	5.20	26			
6	26	225709	BRUCE Abigail	2000	GBR	57.54	5.05	25			
7	31	565481	ZIBERT Anja	1999	SLO	57.16	4.67	24			
8	20	185470	LAPPALAINEN Netta	2000	FIN	57.01	4.52	23			
9	22	405175	BLOK Noa	2000	NED	56.87	4.38	22			
10	28	95148	ZADNEPROVSKA G.	2000	BUL	56.51	4.02	21			
11	27	255416	DAGBJARTSDOTTIR K.	1999	ISL	56.28	3.79	20			
12	17	185455	STARAST Melisa	1999	FIN	56.00	3.51	19			
13	23	496376	RELAT Maria	1999	ESP	55.87	3.38	18			
14	21	225712	KRAHELSKI Alicja	2000	GBR	55.71	3.22	17			
15	16	155887	POSPISILOVA Klara	1999	CZE	55.10	2.61	16			
16	9	198008	MICHELLAND Axelle	1999	FRA	54.88	2.39	15			
17	13	185448	BOSTROM Lisa	1999	FIN	54.66	2.17	14			
18	11	486036	SHERINA Natalia	1999	RUS	54.54	2.05	13			
19	24	155883	KRIZOVA Iva	1999	CZE	54.43	1.94	12			
20	3	565480	MAROVTT Misel	1999	SLO	54.32	1.83	11			
21	18	197999	AVENIER Lola	1999	FRA	54.25	1.76	10			
22	4	198037	ERRARD Anouck	1999	FRA	53.63	1.14	9			
23	1	486033	ABDULKAIUMOVA R.	1999	RUS	53.49	1.00	8			
24	14	6295075	DELLA MEA Lara	1999	ITA	53.47	0.98	7			
25	8	486029	KROKHINA Sofia	1999	RUS	53.40	0.91	6			
26	2	486028	GORNOSTAEVA A.	1999	RUS	53.38	0.89	5			
27	7	565488	TOMSIC Nika	2000	SLO	52.84	0.35	4			
28	6	565484	OTONICAR Ziva	1999	SLO	52.79	0.30	3			
29	5	155880	BUBAKOVA Nikola	1999	CZE	52.51	0.02	2			
30	12	185447	KORPIO Nella	1999	FIN	52.49	0.00	1			

15-02-2017 / Erzurum - Palandoken (TUR) / 6779

Page 1/2

Data Processing by SWISS TIMING

www.eyof2017erzurum.org

SWISS TIMING

Generation Date: WED 15 FEB 2017

Time: 11:09

Document: 51B 1.0





EUROPEAN
YOUTH
OLYMPIC
FESTIVAL



EUROPEAN YOUTH OLYMPIC FESTIVAL
Erzurum - Palandoken (TUR)

GIRLS' SLALOM 2nd RUN
START LIST

WED 15 FEB 2017
Start Time: 12:15

Number of Competitors: 47, Number of NOC: 22

Start Order	Bib	FIS Code	Name	Year of Birth	NOC	1st Run	Diff.	Rank	2nd Run	Total	Ski
31	42	175059	CHRISTENSEN L.	2000	DEN	59.49	7.00	31			
32	36	175056	BROENS I.	1999	DEN	59.59	7.10	32			
33	41	175054	DANIG Emilie Foli	1999	DEN	1:00.47	7.98	33			
34	33	225715	WARD Olivia	2000	GBR	1:01.05	8.56	34			
35	43	465114	TRIFU Lea Alessandra	2000	ROU	1:01.44	8.95	35			
36	48	235330	KYRITSI Aristi	1999	GRE	1:01.46	8.97	36			
37	39	465115	TOTH Krisztina	2000	ROU	1:01.66	9.17	37			
38	38	315224	DINIC Marta	2000	SRB	1:01.95	9.46	38			
39	49	525110	KARA Sila	2000	TUR	1:02.66	10.17	39			
40	51	395022	JOGEVA Anna Lotta	1999	EST	1:03.35	10.86	40			
41	40	715172	SISIC Sara	1999	BIH	1:03.50	11.01	41			
42	50	525105	TAMER Lara Pelin	1999	TUR	1:03.63	11.14	42			
43	52	685023	GOTSIRIDZE Ekaterine	2000	GEO	1:04.16	11.67	43			
44	54	685024	BARBARIAN Tamari	2000	GEO	1:04.68	12.19	44			
45	46	235338	TSITSELI Stefania	2000	GRE	1:04.84	12.35	45			
46	53	525109	TUNCA Tayra	2000	TUR	1:06.07	13.58	46			
47	56	947023	HOXHA Lyra	2000	KOS	1:17.29	24.80	47			



EUROPEAN
YOUTH
OLYMPIC
FESTIVAL



EUROPEAN YOUTH OLYMPIC FESTIVAL Erzurum - Palandoken (TUR)

GIRLS' SLALOM 2nd RUN OFFICIAL RESULTS

WED 15 FEB 2017
Start Time: 12:15

Jury			Technical Data	
TD FIS	V. GICHEV	BUL	Course Name	Avea Track
Referee	C. WEISS	SWE	Start Altitude	2352 m
Assistant Referee			Finish Altitude	2172 m
Chief of Race	S. AKTAS	TUR	Vertical Drop	180 m
			Homologation Number	11074/11/13

Race Information 1st Run			Race Information 2nd Run		
Course Setter	R. GASPAR	TUR	Course Setter	E. SAARELAINEN	FIN
Number of Gates	62		Number of Gates	66	
Turning Gates	61		Turning Gates	64	
Start Time	10:00		Start Time	12:15	
Forerunners	A - S. DENIZ	TUR	Forerunners	A - S. DENIZ	TUR
	B - N. LIMON	TUR		B - N. LIMON	TUR
	C - A. DURLU	TUR		C - A. DURLU	TUR

Number of Competitors: 56, Number of NOC: 23

F-factor: 720

Rank	Bib	FIS Code	Name	Year of Birth	NOC	1st Run	2nd Run	Total	Diff.	Race Points	Ski
1	7	565488	TOMSIC Nika	2000	SLO	52.84	55.80	1:48.64		0.00	
2	12	185447	KORPIO Nella	1999	FIN	52.49	56.36	1:48.85	0.21	1.39	
3	14	6295075	DELLA MEA Lara	1999	ITA	53.47	55.57	1:49.04	0.40	2.65	
4	6	565484	OTONICAR Ziva	1999	SLO	52.79	56.66	1:49.45	0.81	5.37	
5	1	486033	ABDULKAIUMOVA Rinata	1999	RUS	53.49	56.43	1:49.92	1.28	8.48	
6	2	486028	GORNOSTAEVA Anastasia	1999	RUS	53.38	56.74	1:50.12	1.48	9.81	
7	4	198037	ERRARD Anouck	1999	FRA	53.63	56.63	1:50.26	1.62	10.74	
8	8	486029	KROKHINA Sofia	1999	RUS	53.40	57.37	1:50.77	2.13	14.12	
9	18	197999	AVENIER Lola	1999	FRA	54.25	56.79	1:51.04	2.40	15.91	
10	3	565480	MAROV T Misel	1999	SLO	54.32	57.00	1:51.32	2.68	17.76	
11	9	198008	MICHELLAND Axelle	1999	FRA	54.88	57.47	1:52.35	3.71	24.59	
12	13	185448	BOSTROM Lisa	1999	FIN	54.66	57.87	1:52.53	3.89	25.78	
13	11	486036	SHERINA Natalia	1999	RUS	54.54	58.00	1:52.54	3.90	25.85	
14	24	155883	KRIZOVA Iva	1999	CZE	54.43	58.27	1:52.70	4.06	26.91	
15	16	155887	POSPISILOVA Klara	1999	CZE	55.10	57.62	1:52.72	4.08	27.04	
16	21	225712	KRAHELSKI Alicja	2000	GBR	55.71	58.32	1:54.03	5.39	35.72	
17	23	496376	RELAT Maria	1999	ESP	55.87	58.64	1:54.51	5.87	38.90	
18	27	255416	DAGBJARTSDOTTIR K.	1999	ISL	56.28	59.00	1:55.28	6.64	44.01	
19	28	95148	ZADNEPROVSKA Gergana	2000	BUL	56.51	59.04	1:55.55	6.91	45.80	
20	22	405175	BLOK Noa	2000	NED	56.87	59.48	1:56.35	7.71	51.10	

#1002

15-02-2017 / Erzurum - Palandoken (TUR) / 6779

Page 1/3

Data Processing by SWISS TIMING

www.eyof2017erzurum.org

SWISS TIMING

Generation Date: WED 15 FEB 2017

Time: 13:13

Document: 73C 1.0





EUROPEAN
YOUTH
OLYMPIC
FESTIVAL



EUROPEAN YOUTH OLYMPIC FESTIVAL
Erzurum - Palandoken (TUR)

GIRLS' SLALOM 2nd RUN
OFFICIAL RESULTS

WED 15 FEB 2017
Start Time: 12:15

Number of Competitors: 56, Number of NOC: 23

F-factor: 720

Rank	Bib	FIS Code	Name	Year of Birth	NOC	1st Run	2nd Run	Total	Diff.	Race Points	Ski
21	31	565481	ZIBERT Anja	1999	SLO	57.16	59.24	1:56.40	7.76	51.43	
22	> 20	185470	LAPPALAINEN Netta	2000	FIN	57.01	1:00.41	1:57.42	8.78	58.19	
23	> 26	225709	BRUCE Abigail	2000	GBR	57.54	1:00.51	1:58.05	9.41	62.36	
24	> 34	705471	JAKUBCOVA Zuzana	2000	SVK	57.90	1:01.41	1:59.31	10.67	70.71	
25	> 35	695130	SHEPILENKO Anastasiya	2000	UKR	58.63	1:01.10	1:59.73	11.09	73.50	
26	> 44	255427	FRIDGEIRSDOTTIR H.	2000	ISL	59.45	1:01.97	2:01.42	12.78	84.70	
27	> 42	175059	CHRISTENSEN Luna Berger	2000	DEN	59.49	1:02.94	2:02.43	13.79	91.39	
28	> 33	225715	WARD Olivia	2000	GBR	1:01.05	1:01.50	2:02.55	13.91	92.19	
29	> 41	175054	DANIG Emilie Foli	1999	DEN	1:00.47	1:03.19	2:03.66	15.02	99.54	
30	> 32	175055	LARSEN Emilie	1999	DEN	58.15	1:05.96	2:04.11	15.47	102.53	
31	> 39	465115	TOTH Krisztina	2000	ROU	1:01.66	1:05.00	2:06.66	18.02	119.43	
32	> 51	395022	JOGEVA Anna Lotta	1999	EST	1:03.35	1:04.51	2:07.86	19.22	127.38	
33	> 38	315224	DINIC Marta	2000	SRB	1:01.95	1:06.21	2:08.16	19.52	129.37	
34	> 49	525110	KARA Sila	2000	TUR	1:02.66	1:06.36	2:09.02	20.38	135.07	
35	> 40	715172	SISIC Sara	1999	BIH	1:03.50	1:06.63	2:10.13	21.49	142.42	
36	> 50	525105	TAMER Lara Pelin	1999	TUR	1:03.63	1:06.81	2:10.44	21.80	144.48	
37	> 52	685023	GOTSIRIDZE Ekaterine	2000	GEO	1:04.16	1:06.48	2:10.64	22.00	145.80	
38	> 54	685024	BARBARIAN Tamari	2000	GEO	1:04.68	1:08.01	2:12.69	24.05	159.39	
39	> 53	525109	TUNCA Tayra	2000	TUR	1:06.07	1:08.53	2:14.60	25.96	172.05	

DID NOT START 1st RUN: 1 competitor

15 6295068 SARACCO Carlotta 1999 ITA

DID NOT FINISH 1st RUN: 7 competitors

10 198016 ESCANE Doriane 1999 FRA
25 255426 FINBOGADOTTIR Maria 2000 ISL
30 155890 LUKASOVA Alena 1999 CZE
37 315220 MILOSEVIC Bojana 1999 MNE
45 525113 CACMAK Dila 2000 TUR
47 715174 HUSIC Emina 1999 BIH
55 947022 HAXHIDAUTI Adea 1999 KOS

DISQUALIFIED 1st RUN: 1 competitor

19 405166 HAAS VAN DER ROXY 1999 NED Gate 7 Rule 629.3

DID NOT FINISH 2nd RUN: 8 competitors

5 155880 BUBAKOVA Nikola 1999 CZE

#1002

15-02-2017 / Erzurum - Palandoken (TUR) / 6779

Page 2/3

Data Processing by SWISS TIMING

www.eyof2017erzurum.org

SWISS TIMING

Generation Date: WED 15 FEB 2017

Time: 13:13

Document: 73C 1.0





EUROPEAN
YOUTH
OLYMPIC
FESTIVAL



EUROPEAN YOUTH OLYMPIC FESTIVAL
Erzurum - Palandoken (TUR)

GIRLS' SLALOM 2nd RUN
OFFICIAL RESULTS

WED 15 FEB 2017
Start Time: 12:15

Number of Competitors: 56, Number of NOC: 23

F-factor: 720

Rank	Bib	FIS Code	Name	Year of Birth	NOC	1st Run	2nd Run	Total	Diff.	Race Points	Ski
	17	185455	STARAST Melisa	1999	FIN						
	29	705472	SAFARIKOVA Andrea	2000	SVK						
	36	175056	BROENS Ida Sofie Bunsov	1999	DEN						
	43	465114	TRIFU Lea Alessandra	2000	ROU						
	46	235338	TSITSELI Stefania	2000	GRE						
	48	235330	KYRITSI Aristi	1999	GRE						
	56	947023	HOXHA Lyra	2000	KOS						

Reason for disqualification:

629.3 Does not pass through the gate correctly

Technical Delegate:

V. GICHEV (BUL) #1002

LEGEND

> Competitor's overall time is more than 8% greater than winning time (see FIS rule §10.2)

15-02-2017 / Erzurum - Palandoken (TUR) / 6779

Page 3/3

Data Processing by SWISS TIMING

www.eyof2017erzurum.org

SWISS TIMING

Generation Date: WED 15 FEB 2017

Time: 13:13

Document: 73C 1.0





**EUROPEAN
YOUTH
OLYMPIC
FESTIVAL**



Results Book



ALPINE SKIING

Girls' Giant Slalom



EUROPEAN
YOUTH
OLYMPIC
FESTIVAL



EUROPEAN YOUTH OLYMPIC FESTIVAL

Erzurum - Palandoken (TUR)

GIRLS' GIANT SLALOM 1st RUN

MON 13 FEB 2017

START LIST

Start Time: 10:00

Jury			Technical Data	
TD FIS	V. GICHEV	BUL	Course Name	Avea Track
Referee	C. WEISS	SWE	Start Altitude	2460 m
Assistant Referee			Finish Altitude	2160 m
Chief of Race	S. AKTAS	TUR	Vertical Drop	300 m
			Homologation Number	11073/11/13

Race Information 1st Run			Race Information 2nd Run		
Course Setter	R. GASPAR	TUR	Course Setter	P. GUILLOT-PATRIQUE	FRA
Number of Gates	47		Number of Gates		
Turning Gates	45		Turning Gates		
Start Time	10:00		Start Time	12:30	
Forerunners	A - S. DENIZ	TUR	Forerunners	A - S. DENIZ	TUR
	B - N. LIMON	TUR		B - N. LIMON	TUR
	C - A. DURLU	TUR		C - A. DURLU	TUR

Number of Competitors: 57, Number of NOC: 23

Bib	FIS Code	Name	Year of Birth	NOC	Time	Ski
1	198008	MICHELLAND Axelle	1999	FRA		
2	565484	OTONICAR Ziva	1999	SLO		
3	185447	KORPIO Nella	1999	FIN		
4	185470	LAPPALAINEN Netta	2000	FIN		
5	486028	GORNOSTAEVA Anastasia	1999	RUS		
6	6295068	SARACCO Carlotta	1999	ITA		
7	198037	ERRARD Anouck	1999	FRA		
8	486036	SHERINA Natalia	1999	RUS		
9	486033	ABDULKAIUMOVA Rinata	1999	RUS		
10	185455	STARAST Melisa	1999	FIN		
11	6295075	DELLA MEA Lara	1999	ITA		
12	565480	MAROVT Misel	1999	SLO		
13	565488	TOMSIC Nika	2000	SLO		
14	486029	KROKHINA Sofia	1999	RUS		
15	198016	ESCANE Doriane	1999	FRA		
16	197999	AVENIER Lola	1999	FRA		
17	155880	BUBAKOVA Nikola	1999	CZE		
18	155887	POSPISILOVA Klara	1999	CZE		
19	185448	BOSTROM Lisa	1999	FIN		
20	225709	BRUCE Abigail	2000	GBR		
21	95148	ZADNEPROVSKA Gergana	2000	BUL		
22	496376	RELAT Maria	1999	ESP		

13-02-2017 / Erzurum - Palandoken (TUR) / 6778

Page 1/2

Data Processing by SWISS TIMING

www.eyof2017erzurum.org

SWISS TIMING

Generation Date: SUN 12 FEB 2017

Time: 21:00

Document: 51A 1.0





EUROPEAN
YOUTH
OLYMPIC
FESTIVAL



EUROPEAN YOUTH OLYMPIC FESTIVAL
Erzurum - Palandoken (TUR)

GIRLS' GIANT SLALOM 1st RUN
START LIST

MON 13 FEB 2017
Start Time: 10:00

Number of Competitors: 57, Number of NOC: 23

Bib	FIS Code	Name	Year of Birth	NOC	Time	Ski
23	225715	WARD Olivia	2000	GBR	_____	_____
24	155883	KRIZOVA Iva	1999	CZE	_____	_____
25	225712	KRAHELSKI Alicja	2000	GBR	_____	_____
26	155890	LUKASOVA Alena	1999	CZE	_____	_____
27	175056	BROENS Ida Sofie Bunsov	1999	DEN	_____	_____
28	705472	SAFARIKOVA Andrea	2000	SVK	_____	_____
29	175055	LARSEN Emilie	1999	DEN	_____	_____
30	695130	SHEPILENKO Anastasiya	2000	UKR	_____	_____
31	175054	DANIG Emilie Foli	1999	DEN	_____	_____
32	255416	DAGBJARTSDOTTIR Katla Bjorg	1999	ISL	_____	_____
33	565481	ZIBERT Anja	1999	SLO	_____	_____
34	405166	HAAS VAN DER Roxy	1999	NED	_____	_____
35	405175	BLOK Noa	2000	NED	_____	_____
36	255426	FINNBOGADOTTIR Maria	2000	ISL	_____	_____
37	175059	CHRISTENSEN Luna Berger	2000	DEN	_____	_____
38	255427	FRIDGEIRSDOTTIR Harpa Maria	2000	ISL	_____	_____
39	705471	JAKUBCOVA Zuzana	2000	SVK	_____	_____
40	255421	AUDUNSDOTTIR Sigridur Drofn	1999	ISL	_____	_____
41	525110	KARA Sila	2000	TUR	_____	_____
42	715172	SISIC Sara	1999	BIH	_____	_____
43	465114	TRIFU Lea Alessandra	2000	ROU	_____	_____
44	465115	TOTH Krisztina	2000	ROU	_____	_____
45	395022	JOGEVA Anna Lotta	1999	EST	_____	_____
46	525105	TAMER Lara Pelin	1999	TUR	_____	_____
47	315220	MILOSEVIC Bojana	1999	MNE	_____	_____
48	525109	TUNCA Tayra	2000	TUR	_____	_____
49	315224	DINIC Marta	2000	SRB	_____	_____
50	525113	CACMAK Dila	2000	TUR	_____	_____
51	715174	HUSIC Emina	1999	BIH	_____	_____
52	235330	KYRITSI Aristi	1999	GRE	_____	_____
53	685024	BARBARIAN Tamari	2000	GEO	_____	_____
54	235338	TSITSELI Stefania	2000	GRE	_____	_____
55	685023	GOTSIRIDZE Ekaterine	2000	GEO	_____	_____
56	947023	HOXHA Lyra	2000	KOS	_____	_____
57	947022	HAXHIDAUTI Adea	1999	KOS	_____	_____



EUROPEAN
YOUTH
OLYMPIC
FESTIVAL



EUROPEAN YOUTH OLYMPIC FESTIVAL Erzurum - Palandoken (TUR)

GIRLS' GIANT SLALOM 1st RUN OFFICIAL RESULTS

MON 13 FEB 2017
Start Time: 10:00

Jury			Technical Data	
TD FIS	V. GICHEV	BUL	Course Name	Avea Track
Referee	C. WEISS	SWE	Start Altitude	2460 m
Assistant Referee			Finish Altitude	2160 m
Chief of Race	S. AKTAS	TUR	Vertical Drop	300 m
			Homologation Number	11073/11/13

Race Information 1st Run			Race Information 2nd Run		
Course Setter	R. GASPAR	TUR	Course Setter	P. GUILLOT-PATRIQUE	FRA
Number of Gates	47		Number of Gates		
Turning Gates	45		Turning Gates		
Start Time	10:00		Start Time	12:30	
Forerunners	A - S. DENIZ	TUR	Forerunners	A - S. DENIZ	TUR
	B - N. LIMON	TUR		B - N. LIMON	TUR
	C - A. DURLU	TUR		C - A. DURLU	TUR

Number of Competitors: 57, Number of NOC: 23

Rank	Bib	FIS Code	Name	Year of Birth	NOC	Time	Diff.	Ski
1	9	486033	ABDULKAIUMOVA Rinata	1999	RUS	1:06.17		
2	2	565484	OTONICAR Ziva	1999	SLO	1:07.25	1.08	
3	15	198016	ESCANE Doriane	1999	FRA	1:07.46	1.29	
4	17	155880	BUBAKOVA Nikola	1999	CZE	1:07.50	1.33	
5	7	198037	ERRARD Anouck	1999	FRA	1:07.51	1.34	
6	3	185447	KORPIO Nella	1999	FIN	1:07.54	1.37	
7	6	6295068	SARACCO Carlotta	1999	ITA	1:07.59	1.42	
8	11	6295075	DELLA MEA Lara	1999	ITA	1:07.70	1.53	
9	13	565488	TOMSIC Nika	2000	SLO	1:07.84	1.67	
10	1	198008	MICHELLAND Axelle	1999	FRA	1:07.90	1.73	
11	14	486029	KROKHINA Sofia	1999	RUS	1:08.38	2.21	
12	18	155887	POSPISILOVA Klara	1999	CZE	1:08.68	2.51	
13	8	486036	SHERINA Natalia	1999	RUS	1:08.69	2.52	
14	22	496376	RELAT Maria	1999	ESP	1:09.02	2.85	
15	24	155883	KRIZOVA Iva	1999	CZE	1:09.03	2.86	
16	12	565480	MAROVTV Misel	1999	SLO	1:09.09	2.92	
17	16	197999	AVENIER Lola	1999	FRA	1:09.18	3.01	
18	21	95148	ZADNEPROVSKA Gergana	2000	BUL	1:09.82	3.65	
19	4	185470	LAPPALAINEN Netta	2000	FIN	1:09.96	3.79	
20	36	255426	FINNBOGADOTTIR Maria	2000	ISL	1:10.16	3.99	
21	19	185448	BOSTROM Lisa	1999	FIN	1:10.32	4.15	
22	35	405175	BLOK Noa	2000	NED	1:10.86	4.69	

13-02-2017 / Erzurum - Palandoken (TUR) / 6778

Page 1/3

Data Processing by SWISS TIMING

www.eyof2017erzurum.org

SWISS TIMING

Generation Date: MON 13 FEB 2017

Time: 11:34

Document: 73B 1.0





EUROPEAN
YOUTH
OLYMPIC
FESTIVAL



EUROPEAN YOUTH OLYMPIC FESTIVAL Erzurum - Palandoken (TUR)

GIRLS' GIANT SLALOM 1st RUN
OFFICIAL RESULTS

MON 13 FEB 2017
Start Time: 10:00

Number of Competitors: 57, Number of NOC: 23

Rank	Bib	FIS Code	Name	Year of Birth	NOC	Time	Diff.	Ski
23	39	705471	JAKUBCOVA Zuzana	2000	SVK	1:10.98	4.81	
24	27	175056	BROENS Ida Sofie Bunsov	1999	DEN	1:11.09	4.92	
25	34	405166	HAAS VAN DER Roxy	1999	NED	1:11.18	5.01	
26	26	155890	LUKASOVA Alena	1999	CZE	1:11.37	5.20	
27	28	705472	SAFARIKOVA Andrea	2000	SVK	1:11.50	5.33	
28	23	225715	WARD Olivia	2000	GBR	1:11.57	5.40	
29	20	225709	BRUCE Abigail	2000	GBR	1:11.71	5.54	
30	37	175059	CHRISTENSEN Luna Berger	2000	DEN	1:11.73	5.56	
31	31	175054	DANIG Emilie Foli	1999	DEN	1:12.02	5.85	
32	33	565481	ZIBERT Anja	1999	SLO	1:12.29	6.12	
33	38	255427	FRIDGEIRSDOTTIR H.	2000	ISL	1:12.34	6.17	
34	30	695130	SHEPILENKO Anastasiya	2000	UKR	1:12.38	6.21	
35	29	175055	LARSEN Emilie	1999	DEN	1:12.54	6.37	
36	32	255416	DAGBJARTSDOTTIR K.	1999	ISL	1:12.73	6.56	
37	41	525110	KARA Sila	2000	TUR	1:12.76	6.59	
38	40	255421	AUDUNSDOTTIR S.	1999	ISL	1:13.14	6.97	
39	45	395022	JOGEVA Anna Lotta	1999	EST	1:13.61	7.44	
40	43	465114	TRIFU Lea Alessandra	2000	ROU	1:13.83	7.66	
41	42	715172	SISIC Sara	1999	BIH	1:13.92	7.75	
42	49	315224	DINIC Marta	2000	SRB	1:14.47	8.30	
43	52	235330	KYRITSI Aristi	1999	GRE	1:15.69	9.52	
44	44	465115	TOTH Krisztina	2000	ROU	1:16.02	9.85	
45	48	525109	TUNCA Tayra	2000	TUR	1:16.07	9.90	
46	55	685023	GOTSIRIDZE Ekaterine	2000	GEO	1:16.75	10.58	
47	51	715174	HUSIC Emina	1999	BIH	1:17.51	11.34	
48	53	685024	BARBARIAN Tamari	2000	GEO	1:18.07	11.90	
49	46	525105	TAMER Lara Pelin	1999	TUR	1:18.76	12.59	
50	54	235338	TSITSELI Stefania	2000	GRE	1:20.22	14.05	
51	56	947023	HOXHA Lyra	2000	KOS	1:33.55	27.38	
52	57	947022	HAXHIDAUTI Adea	1999	KOS	1:46.37	40.20	

DID NOT FINISH 1st RUN: 4 competitors

5	486028	GORNOSTAEVA Anastasia	1999	RUS
10	185455	STARAST Melisa	1999	FIN
25	225712	KRAHELSKI Alicja	2000	GBR
47	315220	MILOSEVIC Bojana	1999	MNE

13-02-2017 / Erzurum - Palandoken (TUR) / 6778

Page 2/3

Data Processing by SWISS TIMING

www.eyof2017erzurum.org

SWISS TIMING

Generation Date: MON 13 FEB 2017

Time: 11:34

Document: 73B 1.0





EUROPEAN
YOUTH
OLYMPIC
FESTIVAL



EUROPEAN YOUTH OLYMPIC FESTIVAL
Erzurum - Palandoken (TUR)

GIRLS' GIANT SLALOM 1st RUN
OFFICIAL RESULTS

MON 13 FEB 2017
Start Time: 10:00

Number of Competitors: 57, Number of NOC: 23

Rank	Bib	FIS Code	Name	Year of Birth	NOC	Time	Diff.	Ski
DISQUALIFIED 1st RUN: 1 competitor								
	50	525113	CACMAK Dila	2000	TUR	Gate 47	Rule 629.3	

Reason for disqualification:

629.3 Does not pass through the gate correctly

13-02-2017 / Erzurum - Palandoken (TUR) / 6778

Page 3/3

Data Processing by SWISS TIMING

www.eyof2017erzurum.org

SWISS TIMING

Generation Date: MON 13 FEB 2017

Time: 11:34

Document: 73B 1.0





**EUROPEAN
YOUTH
OLYMPIC
FESTIVAL**



EUROPEAN YOUTH OLYMPIC FESTIVAL
Erzurum - Palandoken (TUR)

GIRLS' GIANT SLALOM 2nd RUN
START LIST

MON 13 FEB 2017
Start Time: 12:30

Race Information 2nd Run

Course Setter P. GUILLOT-PATRIQUE FRA
Number of Gates
Turning Gates
Start Time 12:30

Technical Data

Course Name Avea Track
Start Altitude 2460 m
Finish Altitude 2160 m
Vertical Drop 300 m
Homologation Number 11073/11/13

Forerunners A - S. DENIZ (TUR) B - N. LIMON (TUR) C - A. DURLU (TUR)

Number of Competitors: 52, Number of NOC: 22

Start Order	Bib	FIS Code	Name	Year of Birth	NOC	1st Run	Diff.	Rank	2nd Run	Total	Ski
1	37	175059	CHRISTENSEN L.	2000	DEN	1:11.73	5.56	30			
2	20	225709	BRUCE Abigail	2000	GBR	1:11.71	5.54	29			
3	23	225715	WARD Olivia	2000	GBR	1:11.57	5.40	28			
4	28	705472	SAFARIKOVA Andrea	2000	SVK	1:11.50	5.33	27			
5	26	155890	LUKASOVA Alena	1999	CZE	1:11.37	5.20	26			
6	34	405166	HAAS VAN DER Roxy	1999	NED	1:11.18	5.01	25			
7	27	175056	BROENS I.	1999	DEN	1:11.09	4.92	24			
8	39	705471	JAKUBCOVA Zuzana	2000	SVK	1:10.98	4.81	23			
9	35	405175	BLOK Noa	2000	NED	1:10.86	4.69	22			
10	19	185448	BOSTROM Lisa	1999	FIN	1:10.32	4.15	21			
11	36	255426	FINNBOGADOTTIR Maria	2000	ISL	1:10.16	3.99	20			
12	4	185470	LAPPALAINEN Netta	2000	FIN	1:09.96	3.79	19			
13	21	95148	ZADNEPROVSKA G.	2000	BUL	1:09.82	3.65	18			
14	16	197999	AVENIER Lola	1999	FRA	1:09.18	3.01	17			
15	12	565480	MAROVT Misel	1999	SLO	1:09.09	2.92	16			
16	24	155883	KRIZOVA Iva	1999	CZE	1:09.03	2.86	15			
17	22	496376	RELAT Maria	1999	ESP	1:09.02	2.85	14			
18	8	486036	SHERINA Natalia	1999	RUS	1:08.69	2.52	13			
19	18	155887	POSPISILOVA Klara	1999	CZE	1:08.68	2.51	12			
20	14	486029	KROKHINA Sofia	1999	RUS	1:08.38	2.21	11			
21	1	198008	MICHELLAND Axelle	1999	FRA	1:07.90	1.73	10			
22	13	565488	TOMSIC Nika	2000	SLO	1:07.84	1.67	9			
23	11	6295075	DELLA MEA Lara	1999	ITA	1:07.70	1.53	8			
24	6	6295068	SARACCO Carlotta	1999	ITA	1:07.59	1.42	7			
25	3	185447	KORPIO Nella	1999	FIN	1:07.54	1.37	6			
26	7	198037	ERRARD Anouck	1999	FRA	1:07.51	1.34	5			
27	17	155880	BUBAKOVA Nikola	1999	CZE	1:07.50	1.33	4			
28	15	198016	ESCANÉ Doriane	1999	FRA	1:07.46	1.29	3			
29	2	565484	OTONICAR Ziva	1999	SLO	1:07.25	1.08	2			
30	9	486033	ABDULKAIUMOVA R.	1999	RUS	1:06.17	0.00	1			



EUROPEAN
YOUTH
OLYMPIC
FESTIVAL



EUROPEAN YOUTH OLYMPIC FESTIVAL

Erzurum - Palandoken (TUR)

GIRLS' GIANT SLALOM 2nd RUN START LIST

MON 13 FEB 2017
Start Time: 12:30

Number of Competitors: 52, Number of NOC: 22

Start Order	Bib	FIS Code	Name	Year of Birth	NOC	1st Run	Diff.	Rank	2nd Run	Total	Ski
31	31	175054	DANIG Emilie Foli	1999	DEN	1:12.02	5.85	31			
32	33	565481	ZIBERT Anja	1999	SLO	1:12.29	6.12	32			
33	38	255427	FRIDGEIRSDOTTIR H.	2000	ISL	1:12.34	6.17	33			
34	30	695130	SHEPILENKO Anastasiya	2000	UKR	1:12.38	6.21	34			
35	29	175055	LARSEN Emilie	1999	DEN	1:12.54	6.37	35			
36	32	255416	DAGBJARTSDOTTIR K.	1999	ISL	1:12.73	6.56	36			
37	41	525110	KARA Sila	2000	TUR	1:12.76	6.59	37			
38	40	255421	AUDUNSDOTTIR S.	1999	ISL	1:13.14	6.97	38			
39	45	395022	JOGEVA Anna Lotta	1999	EST	1:13.61	7.44	39			
40	43	465114	TRIFU Lea Alessandra	2000	ROU	1:13.83	7.66	40			
41	42	715172	SISIC Sara	1999	BIH	1:13.92	7.75	41			
42	49	315224	DINIC Marta	2000	SRB	1:14.47	8.30	42			
43	52	235330	KYRITSI Aristi	1999	GRE	1:15.69	9.52	43			
44	44	465115	TOTH Krisztina	2000	ROU	1:16.02	9.85	44			
45	48	525109	TUNCA Tayra	2000	TUR	1:16.07	9.90	45			
46	55	685023	GOTSIRIDZE Ekaterine	2000	GEO	1:16.75	10.58	46			
47	51	715174	HUSIC Emina	1999	BIH	1:17.51	11.34	47			
48	53	685024	BARBARIAN Tamari	2000	GEO	1:18.07	11.90	48			
49	46	525105	TAMER Lara Pelin	1999	TUR	1:18.76	12.59	49			
50	54	235338	TSITSELI Stefania	2000	GRE	1:20.22	14.05	50			
51	56	947023	HOXHA Lyra	2000	KOS	1:33.55	27.38	51			
52	57	947022	HAXHIDAUTI Adea	1999	KOS	1:46.37	40.20	52			



**EUROPEAN
YOUTH
OLYMPIC
FESTIVAL**



**EUROPEAN YOUTH OLYMPIC FESTIVAL
Erzurum - Palandoken (TUR)**

**GIRLS' GIANT SLALOM 2nd RUN
OFFICIAL RESULTS**

MON 13 FEB 2017
Start Time: 12:30

Jury			Technical Data	
TD FIS	V. GICHEV	BUL	Course Name	Avea Track
Referee	C. WEISS	SWE	Start Altitude	2460 m
Assistant Referee			Finish Altitude	2160 m
Chief of Race	S. AKTAS	TUR	Vertical Drop	300 m
			Homologation Number	11073/11/13

Race Information 1st Run			Race Information 2nd Run		
Course Setter	R. GASPAR	TUR	Course Setter	P. GUILLOT-PATRIQUE	FRA
Number of Gates	47		Number of Gates	43	
Turning Gates	45		Turning Gates	42	
Start Time	10:00		Start Time	12:30	
Forerunners	A - S. DENIZ	TUR	Forerunners	A - S. DENIZ	TUR
	B - N. LIMON	TUR		B - N. LIMON	TUR
	C - A. DURLU	TUR		C - A. DURLU	TUR

Number of Competitors: 57, Number of NOC: 23

F-factor: 980

Rank	Bib	FIS Code	Name	Year of Birth	NOC	1st Run	2nd Run	Total	Diff.	Race Points	Ski
1	9	486033	ABDULKAIUMOVA Rinata	1999	RUS	1:06.17	1:06.45	2:12.62		0.00	
2	15	198016	ESCANÉ Doriane	1999	FRA	1:07.46	1:06.37	2:13.83	1.21	8.94	
3	17	155880	BUBAKOVA Nikola	1999	CZE	1:07.50	1:06.45	2:13.95	1.33	9.83	
4	2	565484	OTONICAR Ziva	1999	SLO	1:07.25	1:07.08	2:14.33	1.71	12.64	
5	7	198037	ERRARD Anouck	1999	FRA	1:07.51	1:06.87	2:14.38	1.76	13.01	
6	6	6295068	SARACCO Carlotta	1999	ITA	1:07.59	1:06.82	2:14.41	1.79	13.23	
7	11	6295075	DELLA MEA Lara	1999	ITA	1:07.70	1:06.82	2:14.52	1.90	14.04	
8	3	185447	KORPIO Nella	1999	FIN	1:07.54	1:07.38	2:14.92	2.30	17.00	
9	13	565488	TOMSIC Nika	2000	SLO	1:07.84	1:07.84	2:15.68	3.06	22.61	
10	1	198008	MICHELLAND Axelle	1999	FRA	1:07.90	1:08.44	2:16.34	3.72	27.49	
11	8	486036	SHERINA Natalia	1999	RUS	1:08.69	1:07.86	2:16.55	3.93	29.04	
12	18	155887	POSPISOLOVA Klara	1999	CZE	1:08.68	1:07.94	2:16.62	4.00	29.56	
13	14	486029	KROKHINA Sofia	1999	RUS	1:08.38	1:08.30	2:16.68	4.06	30.00	
14	12	565480	MAROVTT Misel	1999	SLO	1:09.09	1:08.00	2:17.09	4.47	33.03	
15	24	155883	KRIZOVA Iva	1999	CZE	1:09.03	1:08.11	2:17.14	4.52	33.40	
16	16	197999	AVENIER Lola	1999	FRA	1:09.18	1:08.47	2:17.65	5.03	37.17	
17	22	496376	RELAT Maria	1999	ESP	1:09.02	1:08.90	2:17.92	5.30	39.16	
18	4	185470	LAPPALAINEN Netta	2000	FIN	1:09.96	1:08.33	2:18.29	5.67	41.90	
19	36	255426	FINNBOGADOTTIR Maria	2000	ISL	1:10.16	1:08.30	2:18.46	5.84	43.15	
20	21	95148	ZADNEPROVSKA Gergana	2000	BUL	1:09.82	1:08.79	2:18.61	5.99	44.26	

#1002



EUROPEAN
YOUTH
OLYMPIC
FESTIVAL



EUROPEAN YOUTH OLYMPIC FESTIVAL Erzurum - Palandoken (TUR)

GIRLS' GIANT SLALOM 2nd RUN
OFFICIAL RESULTS

MON 13 FEB 2017
Start Time: 12:30

Number of Competitors: 57, Number of NOC: 23

F-factor: 980

Rank	Bib	FIS Code	Name	Year of Birth	NOC	1st Run	2nd Run	Total	Diff.	Race Points	Ski
21	19	185448	BOSTROM Lisa	1999	FIN	1:10.32	1:09.00	2:19.32	6.70	49.51	
22	35	405175	BLOK Noa	2000	NED	1:10.86	1:08.82	2:19.68	7.06	52.17	
23	27	175056	BROENS Ida Sofie Bunsov	1999	DEN	1:11.09	1:09.23	2:20.32	7.70	56.90	
24	39	705471	JAKUBCOVA Zuzana	2000	SVK	1:10.98	1:09.57	2:20.55	7.93	58.60	
25	28	705472	SAFARIKOVA Andrea	2000	SVK	1:11.50	1:09.33	2:20.83	8.21	60.67	
26	20	225709	BRUCE Abigail	2000	GBR	1:11.71	1:09.31	2:21.02	8.40	62.07	
27	34	405166	HAAS VAN DER ROXY	1999	NED	1:11.18	1:10.05	2:21.23	8.61	63.62	
28	23	225715	WARD Olivia	2000	GBR	1:11.57	1:09.71	2:21.28	8.66	63.99	
29	26	155890	LUKASOVA Alena	1999	CZE	1:11.37	1:10.17	2:21.54	8.92	65.91	
30	37	175059	CHRISTENSEN Luna Berger	2000	DEN	1:11.73	1:09.96	2:21.69	9.07	67.02	
31	31	175054	DANIG Emilie Foli	1999	DEN	1:12.02	1:11.17	2:23.19	10.57	78.11	
32	> 38	255427	FRIDGEIRSDOTTIR H.	2000	ISL	1:12.34	1:11.19	2:23.53	10.91	80.62	
33	> 32	255416	DAGBJARTSDOTTIR K.	1999	ISL	1:12.73	1:10.93	2:23.66	11.04	81.58	
34	> 33	565481	ZIBERT Anja	1999	SLO	1:12.29	1:11.38	2:23.67	11.05	81.65	
35	> 29	175055	LARSEN Emilie	1999	DEN	1:12.54	1:11.20	2:23.74	11.12	82.17	
36	> 30	695130	SHEPILENKO Anastasiya	2000	UKR	1:12.38	1:11.47	2:23.85	11.23	82.98	
37	> 42	715172	SISIC Sara	1999	BIH	1:13.92	1:12.18	2:26.10	13.48	99.61	
38	> 40	255421	AUDUNSDOTTIR S.	1999	ISL	1:13.14	1:13.13	2:26.27	13.65	100.87	
39	> 45	395022	JOGEVA Anna Lotta	1999	EST	1:13.61	1:12.87	2:26.48	13.86	102.42	
40	> 49	315224	DINIC Marta	2000	SRB	1:14.47	1:13.41	2:27.88	15.26	112.76	
41	> 43	465114	TRIFU Lea Alessandra	2000	ROU	1:13.83	1:14.39	2:28.22	15.60	115.28	
42	> 52	235330	KYRITSI Aristi	1999	GRE	1:15.69	1:14.20	2:29.89	17.27	127.62	
43	> 51	715174	HUSIC Emina	1999	BIH	1:17.51	1:12.94	2:30.45	17.83	131.76	
44	> 44	465115	TOTH Krisztina	2000	ROU	1:16.02	1:15.20	2:31.22	18.60	137.45	
45	> 48	525109	TUNCA Tayra	2000	TUR	1:16.07	1:15.24	2:31.31	18.69	138.11	
46	> 55	685023	GOTSIRIDZE Ekaterine	2000	GEO	1:16.75	1:15.58	2:32.33	19.71	145.65	
47	> 53	685024	BARBARIAN Tamari	2000	GEO	1:18.07	1:14.86	2:32.93	20.31	150.08	
48	> 46	525105	TAMER Lara Pelin	1999	TUR	1:18.76	1:16.64	2:35.40	22.78	168.33	
49	> 54	235338	TSITSELI Stefania	2000	GRE	1:20.22	1:19.33	2:39.55	26.93	199.00	
50	> 56	947023	HOXHA Lyra	2000	KOS	1:33.55	1:32.83	3:06.38	53.76	397.26	
51	> 57	947022	HAXHIDAUTI Adea	1999	KOS	1:46.37	1:49.68	3:36.05	1:23.43	616.51	

DID NOT FINISH 1st RUN: 4 competitors

5	486028	GORNOSTAEVA Anastasia	1999	RUS
10	185455	STARAST Melisa	1999	FIN
25	225712	KRAHELSKI Alicja	2000	GBR
47	315220	MILOSEVIC Bojana	1999	MNE

#1002

13-02-2017 / Erzurum - Palandoken (TUR) / 6778

Page 2/3

Data Processing by SWISS TIMING

www.eyof2017erzurum.org

SWISS TIMING

Generation Date: MON 13 FEB 2017

Time: 14:13

Document: 73C 1.0





EUROPEAN
YOUTH
OLYMPIC
FESTIVAL



EUROPEAN YOUTH OLYMPIC FESTIVAL
Erzurum - Palandoken (TUR)

GIRLS' GIANT SLALOM 2nd RUN
OFFICIAL RESULTS

MON 13 FEB 2017
Start Time: 12:30

Number of Competitors: 57, Number of NOC: 23

F-factor: 980

Rank	Bib	FIS Code	Name	Year of Birth	NOC	1st Run	2nd Run	Total	Diff.	Race Points	Ski
------	-----	----------	------	---------------	-----	---------	---------	-------	-------	-------------	-----

DISQUALIFIED 1st RUN: 1 competitor

50	525113	CACMAK Dila	2000	TUR		Gate 47	Rule 629.3
----	--------	-------------	------	-----	--	---------	------------

DISQUALIFIED 2nd RUN: 1 competitor

41	525110	KARA Sila	2000	TUR		Gate 24	Rule 629.3
----	--------	-----------	------	-----	--	---------	------------

Reason for disqualification:

629.3 Does not pass through the gate correctly

Technical Delegate:

V. GICHEV (BUL) #1002

LEGEND

> Competitor's overall time is more than 8% greater than winning time (see FIS rule §10.2)

13-02-2017 / Erzurum - Palandoken (TUR) / 6778

Page 3/3

Data Processing by SWISS TIMING

www.eyof2017erzurum.org

SWISS TIMING

Generation Date: MON 13 FEB 2017

Time: 14:13

Document: 73C 1.0





**EUROPEAN
YOUTH
OLYMPIC
FESTIVAL**



Results Book



ALPINE SKIING

Boys' Slalom



EUROPEAN
YOUTH
OLYMPIC
FESTIVAL



EUROPEAN YOUTH OLYMPIC FESTIVAL Erzurum - Palandoken (TUR)

BOYS' SLALOM 1st RUN START LIST

THU 16 FEB 2017
Start Time: 10:00

Jury			Technical Data	
TD FIS	C. WEISS	SWE	Course Name	Avea Track
Referee	V. GICHEV	BUL	Start Altitude	2352 m
Assistant Referee			Finish Altitude	2172 m
Chief of Race	S. AKTAS	TUR	Vertical Drop	180 m
			Homologation Number	11074/11/13

Race Information 1st Run			Race Information 2nd Run		
Course Setter	R. GASPAR	TUR	Course Setter	A. PIBER	SLO
Number of Gates	65		Number of Gates		
Turning Gates	64		Turning Gates		
Start Time	10:00		Start Time	12:15	
Forerunners	A - S. DENIZ	TUR	Forerunners	A - S. DENIZ	TUR
	B - N. LIMON	TUR		B - N. LIMON	TUR
	C - A. DURLU	TUR		C - A. DURLU	TUR

Number of Competitors: 61, Number of NOC: 29

Bib	FIS Code	Name	Year of Birth	NOC	Time	Ski
1	180853	HUURINAINEN Markus	1999	FIN		
2	561395	PASCINSKI Tadej	1999	SLO		
3	6190872	BIANCHINI Augustin	2000	FRA		
4	390044	LAINÉ Tormis	2000	EST		
5	6190710	CHAUVET Jeremy	1999	FRA		
6	180854	KERANEN Emil	1999	FIN		
7	6293272	ZAZZARO Giovanni	1999	ITA		
8	700956	JAROSCAK Miroslav	1999	SVK		
9	481960	OSIPOV Vladislav	1999	RUS		
10	310438	SALIHOVIC Eldar	1999	MNE		
11	6293171	VINATZER Alex	1999	ITA		
12	561397	NARALOCNIK Nejc	1999	SLO		
13	180864	TORVINEN Turo	2000	FIN		
14	180877	LEHTO Elian	2000	FIN		
15	380379	NIKIC Leon	1999	CRO		
16	6190790	TUAIRE Louis	1999	FRA		
17	561396	FONDA Jakob	1999	SLO		
18	481968	GURYANOV Nikita	1999	RUS		
19	6190809	GUILLOT Clement	1999	FRA		
20	561394	ZIROVNIK Zak	1999	SLO		
21	482023	TRYASOV Leonid	2000	RUS		
22	151280	SURKOS Ondrej	2000	CZE		

16-02-2017 / Erzurum - Palandoken (TUR) / 1871

Page 1/3

Data Processing by SWISS TIMING

www.eyof2017erzurum.org

SWISS TIMING

Generation Date: WED 15 FEB 2017

Time: 17:16

Document: 51A 1.0





EUROPEAN
YOUTH
OLYMPIC
FESTIVAL



EUROPEAN YOUTH OLYMPIC FESTIVAL
Erzurum - Palandoken (TUR)

BOYS' SLALOM 1st RUN
START LIST

THU 16 FEB 2017
Start Time: 10:00

Number of Competitors: 61, Number of NOC: 29

Bib	FIS Code	Name	Year of Birth	NOC	Time	Ski
23	700953	MAZGUT Denis	1999	SVK	_____	_____
24	92765	LYAPEV Kristiyan	2000	BUL	_____	_____
25	492240	VILADOMS Diego	1999	ESP	_____	_____
26	151292	PROVAZNIK Adam	2000	CZE	_____	_____
27	460122	STEFANESCU Alexandru Stefan	1999	ROU	_____	_____
28	151263	FIALA Eduard	1999	CZE	_____	_____
29	310444	MINIC Mateja	2000	SRB	_____	_____
30	400311	ZUURBIER Raphael	1999	NED	_____	_____
31	221346	WILLS Angus	1999	GBR	_____	_____
32	360046	OSCH Matthieu	1999	LUX	_____	_____
33	221356	BROWN Ryan	1999	GBR	_____	_____
34	481978	KABLUKOV Konstantin	1999	RUS	_____	_____
35	400305	MOEHRING Roy	1999	NED	_____	_____
36	151289	NOVAK Oskar	2000	CZE	_____	_____
37	250411	THORDARSON Georg Fannar	1999	ISL	_____	_____
38	520178	BOSTAN Can	1999	TUR	_____	_____
39	400315	SCHIPPERS Rik	2000	NED	_____	_____
40	170166	JENSEN Christian Skov	2000	DEN	_____	_____
41	660029	STARAZHENKA Dzmitry	2000	BLR	_____	_____
42	250410	HELGASON Jokull Thorri	1999	ISL	_____	_____
43	520192	USTA Berkin	2000	TUR	_____	_____
44	690760	KOVALEVSKYY Roman	1999	UKR	_____	_____
45	710366	KAMENICA Matin	1999	BIH	_____	_____
46	400321	LEEK David	2000	NED	_____	_____
47	460125	OLTEANU Mihnea Ioan	1999	ROU	_____	_____
48	520194	SAMGUL Kaan	2000	TUR	_____	_____
49	230740	KOZARIS Filippos	1999	GRE	_____	_____
50	680071	KURTANIDZE Lasha	2000	GEO	_____	_____
51	160112	EPIPHANIOU Andreas	1999	CYP	_____	_____
52	520191	OCAK Ayhan aybaran	2000	TUR	_____	_____
53	680070	KURTANIDZE Giorgi	1999	GEO	_____	_____
54	230749	KARATZIAS Georgios	2000	GRE	_____	_____
55	710367	TERZIC Dino	2000	BIH	_____	_____
56	170164	OKSHOLM Thor	1999	DEN	_____	_____
57	740039	HARUTYUNYAN Harutyun	2000	ARM	_____	_____
58	942041	PUPOVCI Arbi	2000	KOS	_____	_____
59	800026	KACO Mathieu	2000	ALB	_____	_____
60	800025	HAJREDINI Lavderim	2000	ALB	_____	_____

16-02-2017 / Erzurum - Palandoken (TUR) / 1871

Page 2/3

Data Processing by SWISS TIMING

www.eyof2017erzurum.org

SWISS TIMING

Generation Date: WED 15 FEB 2017

Time: 17:16

Document: 51A 1.0





EUROPEAN
YOUTH
OLYMPIC
FESTIVAL



EUROPEAN YOUTH OLYMPIC FESTIVAL
Erzurum - Palandoken (TUR)

BOYS' SLALOM 1st RUN
START LIST

THU 16 FEB 2017
Start Time: 10:00

Number of Competitors: 61, Number of NOC: 29

Bib	FIS Code	Name	Year of Birth	NOC	Time	Ski
61	942042	GJURKAJ Vernor	2000	KOS		



EUROPEAN
YOUTH
OLYMPIC
FESTIVAL



EUROPEAN YOUTH OLYMPIC FESTIVAL Erzurum - Palandoken (TUR)

BOYS' SLALOM 1st RUN OFFICIAL RESULTS

THU 16 FEB 2017
Start Time: 10:00

Jury			Technical Data	
TD FIS	C. WEISS	SWE	Course Name	Avea Track
Referee	V. GICHEV	BUL	Start Altitude	2352 m
Assistant Referee			Finish Altitude	2172 m
Chief of Race	S. AKTAS	TUR	Vertical Drop	180 m
			Homologation Number	11074/11/13

Race Information 1st Run			Race Information 2nd Run		
Course Setter	R. GASPAR	TUR	Course Setter	A. PIBER	SLO
Number of Gates	65		Number of Gates		
Turning Gates	64		Turning Gates		
Start Time	10:00		Start Time	12:15	
Forerunners	A - S. DENIZ	TUR	Forerunners	A - S. DENIZ	TUR
	B - N. LIMON	TUR		B - N. LIMON	TUR
	C - A. DURLU	TUR		C - A. DURLU	TUR

Number of Competitors: 61, Number of NOC: 29

Rank	Bib	FIS Code	Name	Year of Birth	NOC	Time	Diff.	Ski
1	11	6293171	VINATZER Alex	1999	ITA	52.04		
2	15	380379	NIKIC Leon	1999	CRO	54.03	1.99	
3	3	6190872	BIANCHINI Augustin	2000	FRA	54.09	2.05	
4	16	6190790	TUAIRE Louis	1999	FRA	54.52	2.48	
5	13	180864	TORVINEN Turo	2000	FIN	54.54	2.50	
6	18	481968	GURYANOV Nikita	1999	RUS	54.59	2.55	
7	2	561395	PASCINSKI Tadej	1999	SLO	54.64	2.60	
8	12	561397	NARALOCNIK Nejc	1999	SLO	55.12	3.08	
9	14	180877	LEHTO Elian	2000	FIN	55.33	3.29	
10	10	310438	SALIHVIC Eldar	1999	MNE	55.42	3.38	
11	17	561396	FONDA Jakob	1999	SLO	55.76	3.72	
12	20	561394	ZIROVNIK Zak	1999	SLO	56.05	4.01	
13	9	481960	OSIPOV Vladislav	1999	RUS	56.06	4.02	
14	19	6190809	GUILLOT Clement	1999	FRA	56.20	4.16	
15	6	180854	KERANEN Emil	1999	FIN	56.57	4.53	
16	23	700953	MAZGUT Denis	1999	SVK	56.62	4.58	
17	21	482023	TRYASOV Leonid	2000	RUS	56.73	4.69	
18	40	170166	JENSEN Christian Skov	2000	DEN	57.05	5.01	
19	1	180853	HUURINAINEN Markus	1999	FIN	57.08	5.04	
20	24	92765	LYAPEV Kristiyan	2000	BUL	57.39	5.35	
21	33	221356	BROWN Ryan	1999	GBR	57.74	5.70	
22	26	151292	PROVAZNIK Adam	2000	CZE	57.91	5.87	

16-02-2017 / Erzurum - Palandoken (TUR) / 1871

Page 1/3

Data Processing by SWISS TIMING

www.eyof2017erzurum.org

SWISS TIMING

Generation Date: THU 16 FEB 2017

Time: 11:06

Document: 73B 1.0





EUROPEAN
YOUTH
OLYMPIC
FESTIVAL



EUROPEAN YOUTH OLYMPIC FESTIVAL
Erzurum - Palandoken (TUR)

BOYS' SLALOM 1st RUN
OFFICIAL RESULTS

THU 16 FEB 2017
Start Time: 10:00

Number of Competitors: 61, Number of NOC: 29

Rank	Bib	FIS Code	Name	Year of Birth	NOC	Time	Diff.	Ski
23	27	460122	STEFANESCU A.	1999	ROU	58.07	6.03	
24	43	520192	USTA Berkin	2000	TUR	58.52	6.48	
25	50	680071	KURTANIDZE Lasha	2000	GEO	58.53	6.49	
26	22	151280	SURKOS Ondrej	2000	CZE	59.06	7.02	
27	46	400321	LEEK David	2000	NED	59.31	7.27	
28	29	310444	MINIC Mateja	2000	SRB	59.64	7.60	
29	53	680070	KURTANIDZE Giorgi	1999	GEO	1:00.45	8.41	
30	37	250411	THORDARSON Georg Fannar	1999	ISL	1:00.52	8.48	
31	41	660029	STARAZHENKA Dzmitry	2000	BLR	1:01.29	9.25	
32	44	690760	KOVALEVSKYY Roman	1999	UKR	1:03.41	11.37	
33	57	740039	HARUTYUNYAN Harutyun	2000	ARM	1:03.94	11.90	
34	51	160112	EPIPHANIOU Andreas	1999	CYP	1:04.13	12.09	
35	54	230749	KARATZIAS Georgios	2000	GRE	1:04.54	12.50	
36	38	520178	BOSTAN Can	1999	TUR	1:04.61	12.57	
37	49	230740	KOZARIS Filippou	1999	GRE	1:05.18	13.14	
38	52	520191	OCAK Ayhan aybaran	2000	TUR	1:06.07	14.03	
39	32	360046	OSCH Matthieu	1999	LUX	1:07.08	15.04	
40	58	942041	PUPOVCI Arbi	2000	KOS	1:10.07	18.03	
41	61	942042	GJURKAJ Vernor	2000	KOS	1:33.50	41.46	

DID NOT START 1st RUN: 3 competitors

47	460125	OLTEANU Mihnea Ioan	1999	ROU
59	800026	KACO Mathieu	2000	ALB
60	800025	HAJREDINI Lavderim	2000	ALB

DID NOT FINISH 1st RUN: 16 competitors

4	390044	LAINÉ Tormis	2000	EST
5	6190710	CHAUVET Jeremy	1999	FRA
8	700956	JAROSCAK Miroslav	1999	SVK
25	492240	VILADOMS Diego	1999	ESP
28	151263	FIALA Eduard	1999	CZE
30	400311	ZUURBIER Raphael	1999	NED
31	221346	WILLS Angus	1999	GBR
34	481978	KABLUKOV Konstantin	1999	RUS
35	400305	MOEHRING Roy	1999	NED
36	151289	NOVAK Oskar	2000	CZE
39	400315	SCHIPPERS Rik	2000	NED
42	250410	HELGASON Jokull Thorri	1999	ISL

16-02-2017 / Erzurum - Palandoken (TUR) / 1871

Page 2/3

Data Processing by SWISS TIMING

www.eyof2017erzurum.org

SWISS TIMING

Generation Date: THU 16 FEB 2017

Time: 11:06

Document: 73B 1.0





EUROPEAN
YOUTH
OLYMPIC
FESTIVAL



EUROPEAN YOUTH OLYMPIC FESTIVAL
Erzurum - Palandoken (TUR)

BOYS' SLALOM 1st RUN
OFFICIAL RESULTS

THU 16 FEB 2017
Start Time: 10:00

Number of Competitors: 61, Number of NOC: 29

Rank	Bib	FIS Code	Name	Year of Birth	NOC	Time	Diff.	Ski
	45	710366	KAMENICA Marin	1999	BIH			
	48	520194	SAMGUL Kaan	2000	TUR			
	55	710367	TERZIC Dino	2000	BIH			
	56	170164	OKSHOLM Thor	1999	DEN			

DISQUALIFIED 1st RUN: 1 competitor

7	6293272	ZAZZARO Giovanni	1999	ITA	Gate 13	Rule 629.3
---	---------	------------------	------	-----	---------	------------

Reason for disqualification:

629.3 Does not pass through the gate correctly

16-02-2017 / Erzurum - Palandoken (TUR) / 1871

Page 3/3

Data Processing by SWISS TIMING

www.eyof2017erzurum.org

SWISS TIMING

Generation Date: THU 16 FEB 2017

Time: 11:06

Document: 73B 1.0





**EUROPEAN
YOUTH
OLYMPIC
FESTIVAL**



**EUROPEAN YOUTH OLYMPIC FESTIVAL
Erzurum - Palandoken (TUR)**

**BOYS' SLALOM 2nd RUN
START LIST**

THU 16 FEB 2017
Start Time: 12:15

Race Information 2nd Run

Course Setter A. PIBER SLO
Number of Gates
Turning Gates
Start Time 12:15

Technical Data

Course Name Avea Track
Start Altitude 2352 m
Finish Altitude 2172 m
Vertical Drop 180 m
Homologation Number 11074/11/13

Forerunners A - S. DENIZ (TUR) B - N. LIMON (TUR) C - A. DURLU (TUR)

Number of Competitors: 41, Number of NOC: 25

Start Order	Bib	FIS Code	Name	Year of Birth	NOC	1st Run	Diff.	Rank	2nd Run	Total	Ski
1	37	250411	THORDARSON G.	1999	ISL	1:00.52	8.48	30			
2	53	680070	KURTANIDZE Giorgi	1999	GEO	1:00.45	8.41	29			
3	29	310444	MINIC Mateja	2000	SRB	59.64	7.60	28			
4	46	400321	LEEK David	2000	NED	59.31	7.27	27			
5	22	151280	SURKOS Ondrej	2000	CZE	59.06	7.02	26			
6	50	680071	KURTANIDZE Lasha	2000	GEO	58.53	6.49	25			
7	43	520192	USTA Berkin	2000	TUR	58.52	6.48	24			
8	27	460122	STEFANESCU A.	1999	ROU	58.07	6.03	23			
9	26	151292	PROVAZNIK Adam	2000	CZE	57.91	5.87	22			
10	33	221356	BROWN Ryan	1999	GBR	57.74	5.70	21			
11	24	92765	LYAPEV Kristiyan	2000	BUL	57.39	5.35	20			
12	1	180853	HUURINAINEN Markus	1999	FIN	57.08	5.04	19			
13	40	170166	JENSEN Christian Skov	2000	DEN	57.05	5.01	18			
14	21	482023	TRYASOV Leonid	2000	RUS	56.73	4.69	17			
15	23	700953	MAZGUT Denis	1999	SVK	56.62	4.58	16			
16	6	180854	KERANEN Emil	1999	FIN	56.57	4.53	15			
17	19	6190809	GUILLOT Clement	1999	FRA	56.20	4.16	14			
18	9	481960	OSIPOV Vladislav	1999	RUS	56.06	4.02	13			
19	20	561394	ZIROVNIK Zak	1999	SLO	56.05	4.01	12			
20	17	561396	FONDA Jakob	1999	SLO	55.76	3.72	11			
21	10	310438	SALIHOVIC Eldar	1999	MNE	55.42	3.38	10			
22	14	180877	LEHTO Elian	2000	FIN	55.33	3.29	9			
23	12	561397	NARALOCNIK Nejc	1999	SLO	55.12	3.08	8			
24	2	561395	PASCINSKI Tadej	1999	SLO	54.64	2.60	7			
25	18	481968	GURYANOV Nikita	1999	RUS	54.59	2.55	6			
26	13	180864	TORVINEN Turo	2000	FIN	54.54	2.50	5			
27	16	6190790	TUAIRE Louis	1999	FRA	54.52	2.48	4			
28	3	6190872	BIANCHINI Augustin	2000	FRA	54.09	2.05	3			
29	15	380379	NIKIC Leon	1999	CRO	54.03	1.99	2			
30	11	6293171	VINATZER Alex	1999	ITA	52.04	0.00	1			

16-02-2017 / Erzurum - Palandoken (TUR) / 1871

Page 1/2

Data Processing by SWISS TIMING

www.eyof2017erzurum.org

SWISS TIMING

Generation Date: THU 16 FEB 2017

Time: 11:11

Document: 51B 1.0





EUROPEAN
YOUTH
OLYMPIC
FESTIVAL



EUROPEAN YOUTH OLYMPIC FESTIVAL
Erzurum - Palandoken (TUR)

BOYS' SLALOM 2nd RUN
START LIST

THU 16 FEB 2017
Start Time: 12:15

Number of Competitors: 41, Number of NOC: 25

Start Order	Bib	FIS Code	Name	Year of Birth	NOC	1st Run	Diff.	Rank	2nd Run	Total	Ski
31	41	660029	STARAZHENKA Dzmitry	2000	BLR	1:01.29	9.25	31			
32	44	690760	KOVALEVSKYY Roman	1999	UKR	1:03.41	11.37	32			
33	57	740039	HARUTYUNYAN H.	2000	ARM	1:03.94	11.90	33			
34	51	160112	EIPHANIYOU Andreas	1999	CYP	1:04.13	12.09	34			
35	54	230749	KARATZIAS Georgios	2000	GRE	1:04.54	12.50	35			
36	38	520178	BOSTAN Can	1999	TUR	1:04.61	12.57	36			
37	49	230740	KOZARIS Filippos	1999	GRE	1:05.18	13.14	37			
38	52	520191	OCAK Ayhan aybaran	2000	TUR	1:06.07	14.03	38			
39	32	360046	OSCH Matthieu	1999	LUX	1:07.08	15.04	39			
40	58	942041	PUPOVCI Arbi	2000	KOS	1:10.07	18.03	40			
41	61	942042	GJURKAJ Vernor	2000	KOS	1:33.50	41.46	41			



**EUROPEAN
YOUTH
OLYMPIC
FESTIVAL**



**EUROPEAN YOUTH OLYMPIC FESTIVAL
Erzurum - Palandoken (TUR)**

**BOYS' SLALOM 2nd RUN
OFFICIAL RESULTS**

THU 16 FEB 2017
Start Time: 12:15

Jury			Technical Data	
TD FIS	C. WEISS	SWE	Course Name	Avea Track
Referee	V. GICHEV	BUL	Start Altitude	2352 m
Assistant Referee			Finish Altitude	2172 m
Chief of Race	S. AKTAS	TUR	Vertical Drop	180 m
			Homologation Number	11074/11/13

Race Information 1st Run			Race Information 2nd Run		
Course Setter	R. GASPAR	TUR	Course Setter	A. PIBER	SLO
Number of Gates	65		Number of Gates	64	
Turning Gates	64		Turning Gates	62	
Start Time	10:00		Start Time	12:15	
Forerunners	A - S. DENIZ	TUR	Forerunners	A - S. DENIZ	TUR
	B - N. LIMON	TUR		B - N. LIMON	TUR
	C - A. DURLU	TUR		C - A. DURLU	TUR

Number of Competitors: 61, Number of NOC: 29

F-factor: 720

Rank	Bib	FIS Code	Name	Year of Birth	NOC	1st Run	2nd Run	Total	Diff.	Race Points	Ski
1	11	6293171	VINATZER Alex	1999	ITA	52.04	48.73	1:40.77		0.00	
2	15	380379	NIKIC Leon	1999	CRO	54.03	50.16	1:44.19	3.42	24.44	
3	3	6190872	BIANCHINI Augustin	2000	FRA	54.09	50.72	1:44.81	4.04	28.87	
4	13	180864	TORVINEN Turo	2000	FIN	54.54	50.49	1:45.03	4.26	30.44	
5	18	481968	GURYANOV Nikita	1999	RUS	54.59	50.46	1:45.05	4.28	30.58	
6	2	561395	PASCINSKI Tadej	1999	SLO	54.64	50.63	1:45.27	4.50	32.15	
7	19	6190809	GUILLOT Clement	1999	FRA	56.20	49.97	1:46.17	5.40	38.58	
8	12	561397	NARALOCNIK Nejc	1999	SLO	55.12	51.15	1:46.27	5.50	39.30	
9	14	180877	LEHTO Elian	2000	FIN	55.33	51.34	1:46.67	5.90	42.16	
10	10	310438	SALIHVIC Eldar	1999	MNE	55.42	51.49	1:46.91	6.14	43.87	
11	20	561394	ZIROVNIK Zak	1999	SLO	56.05	50.99	1:47.04	6.27	44.80	
12	21	482023	TRYASOV Leonid	2000	RUS	56.73	51.04	1:47.77	7.00	50.01	
13	9	481960	OSIPOV Vladislav	1999	RUS	56.06	52.05	1:48.11	7.34	52.44	
14	> 1	180853	HUURINAINEN Markus	1999	FIN	57.08	52.02	1:49.10	8.33	59.52	
15	> 26	151292	PROVAZNIK Adam	2000	CZE	57.91	52.32	1:50.23	9.46	67.59	
16	> 22	151280	SURKOS Ondrej	2000	CZE	59.06	52.76	1:51.82	11.05	78.95	
17	> 33	221356	BROWN Ryan	1999	GBR	57.74	54.22	1:51.96	11.19	79.95	
18	> 50	680071	KURTANIDZE Lasha	2000	GEO	58.53	53.82	1:52.35	11.58	82.74	
19	> 46	400321	LEEK David	2000	NED	59.31	53.21	1:52.52	11.75	83.95	
20	> 43	520192	USTA Berkin	2000	TUR	58.52	54.06	1:52.58	11.81	84.38	

#903 _____



EUROPEAN
YOUTH
OLYMPIC
FESTIVAL



EUROPEAN YOUTH OLYMPIC FESTIVAL
Erzurum - Palandoken (TUR)

BOYS' SLALOM 2nd RUN
OFFICIAL RESULTS

THU 16 FEB 2017
Start Time: 12:15

Number of Competitors: 61, Number of NOC: 29

F-factor: 720

Rank	Bib	FIS Code	Name	Year of Birth	NOC	1st Run	2nd Run	Total	Diff.	Race Points	Ski
21	> 29	310444	MINIC Mateja	2000	SRB	59.64	55.08	1:54.72	13.95	99.67	
22	> 37	250411	THORDARSON G.	1999	ISL	1:00.52	54.84	1:55.36	14.59	104.25	
23	> 53	680070	KURTANIDZE Giorgi	1999	GEO	1:00.45	56.08	1:56.53	15.76	112.60	
24	> 41	660029	STARAZHENKA Dzmitry	2000	BLR	1:01.29	55.89	1:57.18	16.41	117.25	
25	> 32	360046	OSCH Matthieu	1999	LUX	1:07.08	52.58	1:59.66	18.89	134.97	
26	> 54	230749	KARATZIAS Georgios	2000	GRE	1:04.54	57.29	2:01.83	21.06	150.47	
27	> 57	740039	HARUTYUNYAN Harutyun	2000	ARM	1:03.94	1:00.05	2:03.99	23.22	165.91	
28	> 52	520191	OCAK Ayhan aybaran	2000	TUR	1:06.07	59.06	2:05.13	24.36	174.05	
29	> 58	942041	PUPOVCI Arbi	2000	KOS	1:10.07	1:07.00	2:17.07	36.30	259.36	
30	> 61	942042	GJURKAJ Vernor	2000	KOS	1:33.50	1:15.43	2:48.93	1:08.16	487.00	

DID NOT START 1st RUN: 3 competitors

47	460125	OLTEANU Mihnea Ioan	1999	ROU
59	800026	KACO Mathieu	2000	ALB
60	800025	HAJREDINI Lavderim	2000	ALB

DID NOT FINISH 1st RUN: 16 competitors

4	390044	LAINÉ Tormis	2000	EST
5	6190710	CHAUVET Jeremy	1999	FRA
8	700956	JAROSCAK Miroslav	1999	SVK
25	492240	VILADOMS Diego	1999	ESP
28	151263	FIALA Eduard	1999	CZE
30	400311	ZUURBIER Raphael	1999	NED
31	221346	WILLS Angus	1999	GBR
34	481978	KABLUKOV Konstantin	1999	RUS
35	400305	MOEHRING Roy	1999	NED
36	151289	NOVAK Oskar	2000	CZE
39	400315	SCHIPPERS Rik	2000	NED
42	250410	HELGASON Jokull Thorri	1999	ISL
45	710366	KAMENICA Matin	1999	BIH
48	520194	SAMGUL Kaan	2000	TUR
55	710367	TERZIC Dino	2000	BIH
56	170164	OKSHOLM Thor	1999	DEN

DISQUALIFIED 1st RUN: 1 competitor

7	6293272	ZAZZARO Giovanni	1999	ITA	Gate 13	Rule 629.3
---	---------	------------------	------	-----	---------	------------

#903



EUROPEAN
YOUTH
OLYMPIC
FESTIVAL



EUROPEAN YOUTH OLYMPIC FESTIVAL Erzurum - Palandoken (TUR)

BOYS' SLALOM 2nd RUN OFFICIAL RESULTS

THU 16 FEB 2017
Start Time: 12:15

Number of Competitors: 61, Number of NOC: 29

F-factor: 720

Rank	Bib	FIS Code	Name	Year of Birth	NOC	1st Run	2nd Run	Total	Diff.	Race Points	Ski
DID NOT START 2nd RUN: 1 competitor											
	51	160112	EIPHANIQU Andreas	1999	CYP						
DID NOT FINISH 2nd RUN: 10 competitors											
	6	180854	KERANEN Emil	1999	FIN						
	16	6190790	TUAIRE Louis	1999	FRA						
	17	561396	FONDA Jakob	1999	SLO						
	23	700953	MAZGUT Denis	1999	SVK						
	24	92765	LYAPEV Kristiyan	2000	BUL						
	27	460122	STEFANESCU A.	1999	ROU						
	38	520178	BOSTAN Can	1999	TUR						
	40	170166	JENSEN Christian Skov	2000	DEN						
	44	690760	KOVALEVSKYY Roman	1999	UKR						
	49	230740	KOZARIS Filippos	1999	GRE						

Reason for disqualification:

629.3 Does not pass through the gate correctly

Technical Delegate:

C. WEISS (SWE) #903

LEGEND

> Competitor's overall time is more than 8% greater than winning time (see FIS rule §10.2)

16-02-2017 / Erzurum - Palandoken (TUR) / 1871

Page 3/3

Data Processing by SWISS TIMING

www.eyof2017erzurum.org

SWISS TIMING

Generation Date: THU 16 FEB 2017

Time: 12:56

Document: 73C 1.0





**EUROPEAN
YOUTH
OLYMPIC
FESTIVAL**



Results Book



ALPINE SKIING

Boys' Giant Slalom



**EUROPEAN
YOUTH
OLYMPIC
FESTIVAL**



EUROPEAN YOUTH OLYMPIC FESTIVAL

Erzurum - Palandoken (TUR)

BOYS' GIANT SLALOM 1st RUN

TUE 14 FEB 2017

START LIST

Start Time: 10:00

Jury			Technical Data	
TD FIS	C. WEISS	SWE	Course Name	Avea Track
Referee	V. GICHEV	BUL	Start Altitude	2460 m
Assistant Referee			Finish Altitude	2160 m
Chief of Race	S. AKTAS	TUR	Vertical Drop	300 m
			Homologation Number	11073/11/13

Race Information 1st Run			Race Information 2nd Run		
Course Setter	R. GASPAR	TUR	Course Setter	M. PILARSKI	GBR
Number of Gates	46		Number of Gates		
Turning Gates	45		Turning Gates		
Start Time	10:00		Start Time	12:30	
Forerunners	A - S. DENIZ	TUR	Forerunners	A - S. DENIZ	TUR
	B - N. LIMON	TUR		B - N. LIMON	TUR
	C - A. DURLU	TUR		C - A. DURLU	TUR

Number of Competitors: 61, Number of NOC: 29

Bib	FIS Code	Name	Year of Birth	NOC	Time	Ski
1	6190710	CHAUVET Jeremy	1999	FRA		
2	561394	ZIROVNIK Zak	1999	SLO		
3	380379	NIKIC Leon	1999	CRO		
4	180854	KERANEN Emil	1999	FIN		
5	180877	LEHTO Elian	2000	FIN		
6	561397	NARALOCNIK Nejc	1999	SLO		
7	6190790	TUAIRE Louis	1999	FRA		
8	6190809	GUILLOT Clement	1999	FRA		
9	6293272	ZAZZARO Giovanni	1999	ITA		
10	6293171	VINATZER Alex	1999	ITA		
11	180864	TORVINEN Turo	2000	FIN		
12	6190872	BIANCHINI Augustin	2000	FRA		
13	481968	GURYANOV Nikita	1999	RUS		
14	481960	OSIPOV Vladislav	1999	RUS		
15	561395	PASCINSKI Tadej	1999	SLO		
16	561396	FONDA Jakob	1999	SLO		
17	180853	HUURINAINEN Markus	1999	FIN		
18	481978	KABLUKOV Konstantin	1999	RUS		
19	151289	NOVAK Oskar	2000	CZE		
20	92765	LYAPEV Kristiyan	2000	BUL		
21	221346	WILLS Angus	1999	GBR		
22	151292	PROVAZNIK Adam	2000	CZE		

14-02-2017 / Erzurum - Palandoken (TUR) / 1870

Page 1/3

Data Processing by SWISS TIMING

www.eyof2017erzurum.org

SWISS TIMING

Generation Date: MON 13 FEB 2017

Time: 17:44

Document: 51A 1.0





EUROPEAN
YOUTH
OLYMPIC
FESTIVAL



EUROPEAN YOUTH OLYMPIC FESTIVAL
Erzurum - Palandoken (TUR)

BOYS' GIANT SLALOM 1st RUN
START LIST

TUE 14 FEB 2017
Start Time: 10:00

Number of Competitors: 61, Number of NOC: 29

Bib	FIS Code	Name	Year of Birth	NOC	Time	Ski
23	151280	SURKOS Ondrej	2000	CZE	_____	_____
24	492240	VILADOMS Diego	1999	ESP	_____	_____
25	310438	SALIHOVIC Eldar	1999	MNE	_____	_____
26	700956	JAROSCAK Miroslav	1999	SVK	_____	_____
27	400315	SCHIPPERS Rik	2000	NED	_____	_____
28	520192	USTA Berkin	2000	TUR	_____	_____
29	390044	LAINÉ Tormis	2000	EST	_____	_____
30	400311	ZUURBIER Raphael	1999	NED	_____	_____
31	151263	FIALA Eduard	1999	CZE	_____	_____
32	460122	STEFANESCU Alexandru Stefan	1999	ROU	_____	_____
33	360046	OSCH Matthieu	1999	LUX	_____	_____
34	221356	BROWN Ryan	1999	GBR	_____	_____
35	700953	MAZGUT Denis	1999	SVK	_____	_____
36	690760	KOVALEVSKYY Roman	1999	UKR	_____	_____
37	482023	TRYASOV Leonid	2000	RUS	_____	_____
38	400321	LEEK David	2000	NED	_____	_____
39	400305	MOEHRING Roy	1999	NED	_____	_____
40	680070	KURTANIDZE Giorgi	1999	GEO	_____	_____
41	680071	KURTANIDZE Lasha	2000	GEO	_____	_____
42	520194	SAMGUL Kaan	2000	TUR	_____	_____
43	170166	JENSEN Christian Skov	2000	DEN	_____	_____
44	710367	TERZIC Dino	2000	BIH	_____	_____
45	520178	BOSTAN Can	1999	TUR	_____	_____
46	250410	HELGASON Jokull Thorri	1999	ISL	_____	_____
47	520191	OCAK Ayhan aybaran	2000	TUR	_____	_____
48	230740	KOZARIS Filippos	1999	GRE	_____	_____
49	310444	MINIC Mateja	2000	SRB	_____	_____
50	170164	OKSHOLM Thor	1999	DEN	_____	_____
51	710366	KAMENICA Matin	1999	BIH	_____	_____
52	460125	OLTEANU Mihnea Ioan	1999	ROU	_____	_____
53	660029	STARAZHENKA Dzmity	2000	BLR	_____	_____
54	250411	THORDARSON Georg Fannar	1999	ISL	_____	_____
55	160112	EPIPHANIOU Andreas	1999	CYP	_____	_____
56	740039	HARUTYUNYAN Harutyun	2000	ARM	_____	_____
57	230749	KARATZIAS Georgios	2000	GRE	_____	_____
58	942042	GJURKAJ Vernor	2000	KOS	_____	_____
59	942041	PUPOVCI Arbi	2000	KOS	_____	_____
60	80025	HAJREDINI Lavderim	2000	ALB	_____	_____

14-02-2017 / Erzurum - Palandoken (TUR) / 1870

Page 2/3

Data Processing by SWISS TIMING

www.eyof2017erzurum.org

SWISS TIMING

Generation Date: MON 13 FEB 2017

Time: 17:44

Document: 51A 1.0





EUROPEAN
YOUTH
OLYMPIC
FESTIVAL



EUROPEAN YOUTH OLYMPIC FESTIVAL
Erzurum - Palandoken (TUR)

BOYS' GIANT SLALOM 1st RUN
START LIST

TUE 14 FEB 2017
Start Time: 10:00

Number of Competitors: 61, Number of NOC: 29

Bib	FIS Code	Name	Year of Birth	NOC	Time	Ski
61	80026	KACO Mathieu	2000	ALB		



EUROPEAN
YOUTH
OLYMPIC
FESTIVAL



EUROPEAN YOUTH OLYMPIC FESTIVAL Erzurum - Palandoken (TUR)

BOYS' GIANT SLALOM 1st RUN OFFICIAL RESULTS

TUE 14 FEB 2017
Start Time: 10:00

Jury			Technical Data	
TD FIS	C. WEISS	SWE	Course Name	Avea Track
Referee	V. GICHEV	BUL	Start Altitude	2460 m
Assistant Referee			Finish Altitude	2160 m
Chief of Race	S. AKTAS	TUR	Vertical Drop	300 m
			Homologation Number	11073/11/13

Race Information 1st Run			Race Information 2nd Run		
Course Setter	R. GASPAR	TUR	Course Setter	M. PILARSKI	GBR
Number of Gates	46		Number of Gates		
Turning Gates	45		Turning Gates		
Start Time	10:00		Start Time	12:30	
Forerunners	A - S. DENIZ	TUR	Forerunners	A - S. DENIZ	TUR
	B - N. LIMON	TUR		B - N. LIMON	TUR
	C - A. DURLU	TUR		C - A. DURLU	TUR

Number of Competitors: 61, Number of NOC: 29

Rank	Bib	FIS Code	Name	Year of Birth	NOC	Time	Diff.	Ski
1	10	6293171	VINATZER Alex	1999	ITA	1:05.55		
2	11	180864	TORVINEN Turo	2000	FIN	1:06.12	0.57	
3	9	6293272	ZAZZARO Giovanni	1999	ITA	1:06.60	1.05	
4	2	561394	ZIROVNIK Zak	1999	SLO	1:06.89	1.34	
5	1	6190710	CHAUVET Jeremy	1999	FRA	1:07.06	1.51	
6	23	151280	SURKOS Ondrej	2000	CZE	1:07.87	2.32	
7	18	481978	KABLUKOV Konstantin	1999	RUS	1:08.02	2.47	
8	19	151289	NOVAK Oskar	2000	CZE	1:08.04	2.49	
8	8	6190809	GUILLOT Clement	1999	FRA	1:08.04	2.49	
10	21	221346	WILLS Angus	1999	GBR	1:08.09	2.54	
11	7	6190790	TUAIRE Louis	1999	FRA	1:08.18	2.63	
12	20	92765	LYAPEV Kristiyan	2000	BUL	1:08.21	2.66	
13	12	6190872	BIANCHINI Augustin	2000	FRA	1:08.27	2.72	
14	5	180877	LEHTO Elian	2000	FIN	1:08.49	2.94	
15	37	482023	TRYASOV Leonid	2000	RUS	1:08.59	3.04	
16	38	400321	LEEK David	2000	NED	1:08.73	3.18	
17	30	400311	ZUURBIER Raphael	1999	NED	1:09.14	3.59	
18	50	170164	OKSHOLM Thor	1999	DEN	1:09.46	3.91	
19	25	310438	SALIHVIC Eldar	1999	MNE	1:10.05	4.50	
20	29	390044	LAINÉ Tormis	2000	EST	1:10.10	4.55	
21	28	520192	USTA Berkin	2000	TUR	1:10.17	4.62	
22	33	360046	OSCH Matthieu	1999	LUX	1:10.26	4.71	

14-02-2017 / Erzurum - Palandoken (TUR) / 1870

Page 1/3

Data Processing by SWISS TIMING

www.eyof2017erzurum.org

SWISS TIMING

Generation Date: TUE 14 FEB 2017

Time: 11:21

Document: 73B 1.0





EUROPEAN
YOUTH
OLYMPIC
FESTIVAL



EUROPEAN YOUTH OLYMPIC FESTIVAL
Erzurum - Palandoken (TUR)

BOYS' GIANT SLALOM 1st RUN
OFFICIAL RESULTS

TUE 14 FEB 2017
Start Time: 10:00

Number of Competitors: 61, Number of NOC: 29

Rank	Bib	FIS Code	Name	Year of Birth	NOC	Time	Diff.	Ski
23	24	492240	VILADOMS Diego	1999	ESP	1:10.31	4.76	
24	4	180854	KERANEN Emil	1999	FIN	1:10.62	5.07	
25	42	520194	SAMGUL Kaan	2000	TUR	1:11.08	5.53	
26	34	221356	BROWN Ryan	1999	GBR	1:11.26	5.71	
27	31	151263	FIALA Eduard	1999	CZE	1:11.34	5.79	
28	43	170166	JENSEN Christian Skov	2000	DEN	1:11.69	6.14	
29	32	460122	STEFANESCU A.	1999	ROU	1:11.80	6.25	
30	53	660029	STARAZHENKA Dzmitry	2000	BLR	1:12.19	6.64	
31	48	230740	KOZARIS Filippas	1999	GRE	1:12.35	6.80	
32	39	400305	MOEHRING Roy	1999	NED	1:12.53	6.98	
33	54	250411	THORDARSON Georg Fannar	1999	ISL	1:12.75	7.20	
34	44	710367	TERZIC Dino	2000	BIH	1:12.98	7.43	
35	40	680070	KURTANIDZE Giorgi	1999	GEO	1:13.01	7.46	
36	51	710366	KAMENICA Matin	1999	BIH	1:14.71	9.16	
37	47	520191	OCAK Ayhan aybaran	2000	TUR	1:14.83	9.28	
38	55	160112	EPIPHANIOU Andreas	1999	CYP	1:15.10	9.55	
39	56	740039	HARUTYUNYAN Harutyun	2000	ARM	1:15.50	9.95	
40	45	520178	BOSTAN Can	1999	TUR	1:19.35	13.80	
41	59	942041	PUPOVCI Arbi	2000	KOS	1:19.70	14.15	
42	58	942042	GJURKAJ Vernor	2000	KOS	1:26.69	21.14	

DID NOT START 1st RUN: 1 competitor

26 700956 JAROSCAK Miroslav 1999 SVK

DID NOT FINISH 1st RUN: 12 competitors

6 561397 NARALOCNIK Nejc 1999 SLO
13 481968 GURYANOV Nikita 1999 RUS
14 481960 OSIPOV Vladislav 1999 RUS
15 561395 PASCINSKI Tadej 1999 SLO
16 561396 FONDA Jakob 1999 SLO
17 180853 HUURINAINEN Markus 1999 FIN
22 151292 PROVAZNIK Adam 2000 CZE
27 400315 SCHIPPERS Rik 2000 NED
46 250410 HELGASON Jokull Thorri 1999 ISL
52 460125 OLTEANU Mihnea Ioan 1999 ROU
57 230749 KARATZIAS Georgios 2000 GRE
60 80025 HAJREDINI Lavderim 2000 ALB

14-02-2017 / Erzurum - Palandoken (TUR) / 1870

Page 2/3

Data Processing by SWISS TIMING

www.eyof2017erzurum.org

SWISS TIMING

Generation Date: TUE 14 FEB 2017

Time: 11:21

Document: 73B 1.0





EUROPEAN
YOUTH
OLYMPIC
FESTIVAL



EUROPEAN YOUTH OLYMPIC FESTIVAL
Erzurum - Palandoken (TUR)

BOYS' GIANT SLALOM 1st RUN
OFFICIAL RESULTS

TUE 14 FEB 2017
Start Time: 10:00

Number of Competitors: 61, Number of NOC: 29

Rank	Bib	FIS Code	Name	Year of Birth	NOC	Time	Diff.	Ski
DISQUALIFIED 1st RUN: 6 competitors								
	3	380379	NIKIC Leon	1999	CRO		Rule 628.5	
	35	700953	MAZGUT Denis	1999	SVK		Rule 628.5	
	36	690760	KOVALEVSKYY Roman	1999	UKR		Rule 628.5	
	41	680071	KURTANIDZE Lasha	2000	GEO		Rule 629.3	
	49	310444	MINIC Mateja	2000	SRB		Rule 628.5	
	61	80026	KACO Mathieu	2000	ALB		Rule 6.2.4	

Reason for disqualification:

628.5 False start

629.3 Does not pass through the gate correctly

6.2.4 Violates the FIS Rules in regard to equipment (Art 222.1)

14-02-2017 / Erzurum - Palandoken (TUR) / 1870

Page 3/3

Data Processing by SWISS TIMING

www.eyof2017erzurum.org

SWISS TIMING

Generation Date: TUE 14 FEB 2017

Time: 11:21

Document: 73B 1.0





**EUROPEAN
YOUTH
OLYMPIC
FESTIVAL**



**EUROPEAN YOUTH OLYMPIC FESTIVAL
Erzurum - Palandoken (TUR)**

**BOYS' GIANT SLALOM 2nd RUN
START LIST**

TUE 14 FEB 2017
Start Time: 12:30

Race Information 2nd Run

Course Setter M. PILARSKI GBR
Number of Gates 45
Turning Gates 43
Start Time 12:30

Technical Data

Course Name Avea Track
Start Altitude 2460 m
Finish Altitude 2160 m
Vertical Drop 300 m
Homologation Number 11073/11/13

Forerunners A - S. DENIZ (TUR) B - N. LIMON (TUR) C - A. DURLU (TUR)

Number of Competitors: 42, Number of NOC: 24

Start Order	Bib	FIS Code	Name	Year of Birth	NOC	1st Run	Diff.	Rank	2nd Run	Total	Ski
1	53	660029	STARAZHENKA Dzmitry	2000	BLR	1:12.19	6.64	30			
2	32	460122	STEFANESCU A.	1999	ROU	1:11.80	6.25	29			
3	43	170166	JENSEN Christian Skov	2000	DEN	1:11.69	6.14	28			
4	31	151263	FIALA Eduard	1999	CZE	1:11.34	5.79	27			
5	34	221356	BROWN Ryan	1999	GBR	1:11.26	5.71	26			
6	42	520194	SAMGUL Kaan	2000	TUR	1:11.08	5.53	25			
7	4	180854	KERANEN Emil	1999	FIN	1:10.62	5.07	24			
8	24	492240	VILADOMS Diego	1999	ESP	1:10.31	4.76	23			
9	33	360046	OSCH Matthieu	1999	LUX	1:10.26	4.71	22			
10	28	520192	USTA Berkin	2000	TUR	1:10.17	4.62	21			
11	29	390044	LAINÉ Tormis	2000	EST	1:10.10	4.55	20			
12	25	310438	SALIHVIC Eldar	1999	MNE	1:10.05	4.50	19			
13	50	170164	OKSHOLM Thor	1999	DEN	1:09.46	3.91	18			
14	30	400311	ZUURBIER Raphael	1999	NED	1:09.14	3.59	17			
15	38	400321	LEEK David	2000	NED	1:08.73	3.18	16			
16	37	482023	TRYASOV Leonid	2000	RUS	1:08.59	3.04	15			
17	5	180877	LEHTO Elian	2000	FIN	1:08.49	2.94	14			
18	12	6190872	BIANCHINI Augustin	2000	FRA	1:08.27	2.72	13			
19	20	92765	LYAPEV Kristiyan	2000	BUL	1:08.21	2.66	12			
20	7	6190790	TUAIRE Louis	1999	FRA	1:08.18	2.63	11			
21	21	221346	WILLS Angus	1999	GBR	1:08.09	2.54	10			
22	8	6190809	GUILLOT Clement	1999	FRA	1:08.04	2.49	8			
23	19	151289	NOVAK Oskar	2000	CZE	1:08.04	2.49	8			
24	18	481978	KABLUKOV Konstantin	1999	RUS	1:08.02	2.47	7			
25	23	151280	SURKOS Ondrej	2000	CZE	1:07.87	2.32	6			
26	1	6190710	CHAUVET Jeremy	1999	FRA	1:07.06	1.51	5			
27	2	561394	ZIROVNIK Zak	1999	SLO	1:06.89	1.34	4			
28	9	6293272	ZAZZARO Giovanni	1999	ITA	1:06.60	1.05	3			
29	11	180864	TORVINEN Turo	2000	FIN	1:06.12	0.57	2			
30	10	6293171	VINATZER Alex	1999	ITA	1:05.55	0.00	1			



EUROPEAN
YOUTH
OLYMPIC
FESTIVAL



EUROPEAN YOUTH OLYMPIC FESTIVAL

Erzurum - Palandoken (TUR)

BOYS' GIANT SLALOM 2nd RUN

TUE 14 FEB 2017

START LIST

Start Time: 12:30

Number of Competitors: 42, Number of NOC: 24

Start Order	Bib	FIS Code	Name	Year of Birth	NOC	1st Run	Diff.	Rank	2nd Run	Total	Ski
31	48	230740	KOZARIS Filippos	1999	GRE	1:12.35	6.80	31			
32	39	400305	MOEHRING Roy	1999	NED	1:12.53	6.98	32			
33	54	250411	THORDARSON G.	1999	ISL	1:12.75	7.20	33			
34	44	710367	TERZIC Dino	2000	BIH	1:12.98	7.43	34			
35	40	680070	KURTANIDZE Giorgi	1999	GEO	1:13.01	7.46	35			
36	51	710366	KAMENICA Marin	1999	BIH	1:14.71	9.16	36			
37	47	520191	OCAK Ayhan aybaran	2000	TUR	1:14.83	9.28	37			
38	55	160112	EPIPHANIOU Andreas	1999	CYP	1:15.10	9.55	38			
39	56	740039	HARUTYUNYAN H.	2000	ARM	1:15.50	9.95	39			
40	45	520178	BOSTAN Can	1999	TUR	1:19.35	13.80	40			
41	59	942041	PUPOVCI Arbi	2000	KOS	1:19.70	14.15	41			
42	58	942042	GJURKAJ Vernor	2000	KOS	1:26.69	21.14	42			



**EUROPEAN
YOUTH
OLYMPIC
FESTIVAL**



**EUROPEAN YOUTH OLYMPIC FESTIVAL
Erzurum - Palandoken (TUR)**

**BOYS' GIANT SLALOM 2nd RUN
OFFICIAL RESULTS**

TUE 14 FEB 2017
Start Time: 12:30

Jury			Technical Data	
TD FIS	C. WEISS	SWE	Course Name	Avea Track
Referee	V. GICHEV	BUL	Start Altitude	2460 m
Assistant Referee			Finish Altitude	2160 m
Chief of Race	S. AKTAS	TUR	Vertical Drop	300 m
			Homologation Number	11073/11/13

Race Information 1st Run			Race Information 2nd Run		
Course Setter	R. GASPAR	TUR	Course Setter	M. PILARSKI	GBR
Number of Gates	46		Number of Gates	45	
Turning Gates	45		Turning Gates	43	
Start Time	10:00		Start Time	12:30	
Forerunners	A - S. DENIZ	TUR	Forerunners	A - S. DENIZ	TUR
	B - N. LIMON	TUR		B - N. LIMON	TUR
	C - A. DURLU	TUR		C - A. DURLU	TUR

Number of Competitors: 61, Number of NOC: 29

F-factor: 980

Rank	Bib	FIS Code	Name	Year of Birth	NOC	1st Run	2nd Run	Total	Diff.	Race Points	Ski
1	10	6293171	VINATZER Alex	1999	ITA	1:05.55	1:04.51	2:10.06		0.00	
2	11	180864	TORVINEN Turo	2000	FIN	1:06.12	1:04.37	2:10.49	0.43	3.24	
3	9	6293272	ZAZZARO Giovanni	1999	ITA	1:06.60	1:04.65	2:11.25	1.19	8.97	
4	2	561394	ZIROVNIK Zak	1999	SLO	1:06.89	1:05.14	2:12.03	1.97	14.84	
5	8	6190809	GUILLOT Clement	1999	FRA	1:08.04	1:04.86	2:12.90	2.84	21.40	
6	1	6190710	CHAUVET Jeremy	1999	FRA	1:07.06	1:06.31	2:13.37	3.31	24.94	
7	23	151280	SURKOS Ondrej	2000	CZE	1:07.87	1:05.75	2:13.62	3.56	26.82	
8	7	6190790	TUAIRE Louis	1999	FRA	1:08.18	1:05.79	2:13.97	3.91	29.46	
9	21	221346	WILLS Angus	1999	GBR	1:08.09	1:06.08	2:14.17	4.11	30.97	
10	19	151289	NOVAK Oskar	2000	CZE	1:08.04	1:06.36	2:14.40	4.34	32.70	
11	12	6190872	BIANCHINI Augustin	2000	FRA	1:08.27	1:06.16	2:14.43	4.37	32.93	
12	20	92765	LYAPEV Kristiyan	2000	BUL	1:08.21	1:06.32	2:14.53	4.47	33.68	
13	37	482023	TRYASOV Leonid	2000	RUS	1:08.59	1:06.13	2:14.72	4.66	35.11	
14	38	400321	LEEK David	2000	NED	1:08.73	1:06.22	2:14.95	4.89	36.85	
15	5	180877	LEHTO Elian	2000	FIN	1:08.49	1:06.85	2:15.34	5.28	39.78	
16	30	400311	ZUURBIER Raphael	1999	NED	1:09.14	1:06.88	2:16.02	5.96	44.91	
17	33	360046	OSCH Matthieu	1999	LUX	1:10.26	1:06.93	2:17.19	7.13	53.72	
18	29	390044	LAINE Tormis	2000	EST	1:10.10	1:07.25	2:17.35	7.29	54.93	
19	25	310438	SALIHVIC Eldar	1999	MNE	1:10.05	1:07.35	2:17.40	7.34	55.31	
20	4	180854	KERANEN Emil	1999	FIN	1:10.62	1:06.92	2:17.54	7.48	56.36	

#903 _____



EUROPEAN
YOUTH
OLYMPIC
FESTIVAL



EUROPEAN YOUTH OLYMPIC FESTIVAL Erzurum - Palandoken (TUR)

BOYS' GIANT SLALOM 2nd RUN
OFFICIAL RESULTS

TUE 14 FEB 2017
Start Time: 12:30

Number of Competitors: 61, Number of NOC: 29

F-factor: 980

Rank	Bib	FIS Code	Name	Year of Birth	NOC	1st Run	2nd Run	Total	Diff.	Race Points	Ski
21	28	520192	USTA Berkin	2000	TUR	1:10.17	1:07.39	2:17.56	7.50	56.51	
22	24	492240	VILADOMS Diego	1999	ESP	1:10.31	1:07.36	2:17.67	7.61	57.34	
23	50	170164	OKSHOLM Thor	1999	DEN	1:09.46	1:08.28	2:17.74	7.68	57.87	
24	42	520194	SAMGUL Kaan	2000	TUR	1:11.08	1:08.21	2:19.29	9.23	69.55	
25	31	151263	FIALA Eduard	1999	CZE	1:11.34	1:08.12	2:19.46	9.40	70.83	
26	54	250411	THORDARSON G.	1999	ISL	1:12.75	1:07.23	2:19.98	9.92	74.75	
27	> 39	400305	MOEHRING Roy	1999	NED	1:12.53	1:07.94	2:20.47	10.41	78.44	
28	> 32	460122	STEFANESCU A.	1999	ROU	1:11.80	1:09.42	2:21.22	11.16	84.09	
29	> 53	660029	STARAZHENKA Dzmityr	2000	BLR	1:12.19	1:10.29	2:22.48	12.42	93.58	
30	> 48	230740	KOZARIS Filippos	1999	GRE	1:12.35	1:10.19	2:22.54	12.48	94.04	
31	> 40	680070	KURTANIDZE Giorgi	1999	GEO	1:13.01	1:09.91	2:22.92	12.86	96.90	
32	> 44	710367	TERZIC Dino	2000	BIH	1:12.98	1:11.52	2:24.50	14.44	108.81	
33	> 47	520191	OCAK Ayhan aybaran	2000	TUR	1:14.83	1:10.23	2:25.06	15.00	113.02	
34	> 55	160112	EPIPHANIOU Andreas	1999	CYP	1:15.10	1:11.34	2:26.44	16.38	123.42	
35	> 51	710366	KAMENICA Matin	1999	BIH	1:14.71	1:11.97	2:26.68	16.62	125.23	
36	> 56	740039	HARUTYUNYAN Harutyun	2000	ARM	1:15.50	1:13.26	2:28.76	18.70	140.90	
37	> 59	942041	PUPOVCI Arbi	2000	KOS	1:19.70	1:16.79	2:36.49	26.43	199.15	
38	> 58	942042	GJURKAJ Vernor	2000	KOS	1:26.69	1:24.56	2:51.25	41.19	310.37	

DID NOT START 1st RUN: 1 competitor

26 700956 JAROSCAK Miroslav 1999 SVK

DID NOT FINISH 1st RUN: 12 competitors

6 561397 NARALOCNIK Nejc 1999 SLO
13 481968 GURYANOV Nikita 1999 RUS
14 481960 OSIPOV Vladislav 1999 RUS
15 561395 PASCINSKI Tadej 1999 SLO
16 561396 FONDA Jakob 1999 SLO
17 180853 HUURINAINEN Markus 1999 FIN
22 151292 PROVAZNIK Adam 2000 CZE
27 400315 SCHIPPERS Rik 2000 NED
46 250410 HELGASON Jokull Thorri 1999 ISL
52 460125 OLTEANU Mihnea Ioan 1999 ROU
57 230749 KARATZIAS Georgios 2000 GRE
60 800025 HAJREDINI Lavderim 2000 ALB

#903



EUROPEAN
YOUTH
OLYMPIC
FESTIVAL



EUROPEAN YOUTH OLYMPIC FESTIVAL
Erzurum - Palandoken (TUR)

BOYS' GIANT SLALOM 2nd RUN
OFFICIAL RESULTS

TUE 14 FEB 2017
Start Time: 12:30

Number of Competitors: 61, Number of NOC: 29

F-factor: 980

Rank	Bib	FIS Code	Name	Year of Birth	NOC	1st Run	2nd Run	Total	Diff.	Race Points	Ski
DISQUALIFIED 1st RUN: 6 competitors											
	3	380379	NIKIC Leon	1999	CRO			Rule 628.5			
	35	700953	MAZGUT Denis	1999	SVK			Rule 628.5			
	36	690760	KOVALEVSKYY Roman	1999	UKR			Rule 628.5			
	41	680071	KURTANIDZE Lasha	2000	GEO			Rule 629.3			
	49	310444	MINIC Mateja	2000	SRB			Rule 628.5			
	61	800026	KACO Mathieu	2000	ALB			Rule 614.2.3			
DID NOT FINISH 2nd RUN: 4 competitors											
	18	481978	KABLUKOV Konstantin	1999	RUS						
	34	221356	BROWN Ryan	1999	GBR						
	43	170166	JENSEN Christian Skov	2000	DEN						
	45	520178	BOSTAN Can	1999	TUR						

Reason for disqualification:

628.5 False start

629.3 Does not pass through the gate correctly

6.2.4 Violates the FIS Rules in regard to equipment (Art 222.1)

Technical Delegate:

C. WEISS (SWE) #903

LEGEND

> Competitor's overall time is more than 8% greater than winning time (see FIS rule §10.2)

14-02-2017 / Erzurum - Palandoken (TUR) / 1870

Page 3/3

Data Processing by SWISS TIMING

www.eyof2017erzurum.org

SWISS TIMING

Generation Date: TUE 14 FEB 2017

Time: 13:20

Document: 73C 1.0





**EUROPEAN
YOUTH
OLYMPIC
FESTIVAL**



Results Book



ALPINE SKIING

Parallel Nations Team Event



**EUROPEAN
YOUTH
OLYMPIC
FESTIVAL**



**EUROPEAN YOUTH OLYMPIC FESTIVAL
Erzurum - Palandoken (TUR)**

**ALPINE TEAM EVENT
ResultList Final**

17 FEB 2017
Start Time: 11:00

Number of NSA: 4

Bib Nation	Nation	Points Gap	Bib Nation	Nation	Points Gap
Final					
1 RUS Russian Federation			3 SLO Slovenia		
Team Leader :			Team Leader :		
1	R 11 486036	SHERINA Natalia	3	B 31 565488	TOMSIC Nika
2	B 14 482023	TRYASOV Leonid		R 34 561395	PASCINSKI Tadej
3	B 13 486029	KROKHINA Sofia		R 33 565484	OTONICAR Ziva
4	R 12 481968	GURYANOV Nikita		B 32 561397	NARALOCNIK Nejc
		23.18			22.82 + 0.05
		21.55			21.60 + 0.07
		22.97			23.04 + 0.48
		21.26			21.74
Small Final					
4 FRA France			7 NED Netherlands		
Team Leader :			Team Leader :		
1	R 43 198037	ERRARD Anouck	4	B 71 405166	HAAS VAN DER Roxy
2	B 44 6190809	GUILLOT Clement		R 74 400321	LEEK David
3	B 41 198016	ESCANE Doriane		R 73 405175	BLOK Noa
4	R 42 6190872	BIANCHINI Augustin		B 72 400311	ZUURBIER Raphael
		22.96			DNF
		22.06			+ 0.83
		22.59			22.89 + 0.28
		22.24			22.87 + 0.24
					22.48

17-02-2017 / Erzurum - Palandoken

(TUR) / 2097

Data Processing by SWISS

TIMING

www.eyof2017erzurum.org

SWISS TIMING

Generation Date: FRI 17 FEB 2017

Time: 13:33

Page 1/1





EUROPEAN YOUTH OLYMPIC FESTIVAL
Erzurum - Palandoken (TUR)

ALPINE TEAM EVENT
ResultList 1/2 Final

17 FEB 2017
Start Time: 11:00

Number of NSA: 4

Bib Nation	Nation	Points Gap	Bib Nation	Nation	Points Gap	
1/2 Final 1						
Qualified						
1	RUS	Russian Federation	3	FRA	France	
Team Leader :			Team Leader :			
1	R 11	486036 SHERINA Natalia	+ 0.51	-	B 41 198016 ESCANE Doriane	
2	B 14	482023 TRYASOV Leonid	23.52	-	R 42 6190872 BIANCHINI Augustin	23.01 + 0.33
3	B 13	486029 KROKHINA Sofia	21.69	-	R 43 198037 ERRARD Anouck	22.02
4	R 12	481968 GURYANOV Nikita	23.06	-	B 44 6190809 GUILLOT Clement	23.06 + 0.19
		21.53			21.72	
1/2 Final 2						
Qualified						
3	SLO	Slovenia	4	NED	Netherlands	
Team Leader :			Team Leader :			
1	R 33	565484 OTONICAR Ziva	-	-	B 71 405166 HAAS VAN DER Roxy	+ 0.25
2	B 32	561397 NARALOCNIK Nejc	23.01	-	R 72 400311 ZUURBIER Raphael	23.26 + 0.42
3	B 31	565488 TOMSIC Nika	21.72	-	R 73 405175 BLOK Noa	22.14 + 0.13
4	R 34	561395 PASCINSKI Tadej	22.92	-	B 74 400321 LEEK David	23.05 + 0.75
		21.84			22.59	



EUROPEAN YOUTH OLYMPIC FESTIVAL

Erzurum - Palandoken (TUR)

ALPINE TEAM EVENT

ResultList 1/4 Final

17 FEB 2017
Start Time: 11:00

Number of NSA: 8

Bib Nation	Nation	Points Gap	Bib Nation	Nation	Points Gap
1/4 Final 1					
1 RUS Russian Federation			8 GBR Great Britain		
Team Leader :			Team Leader :		
1	R 11 486036	SHERINA Natalia	-	B 81 225712	KRAHELSKI Alicja + 0.56
2	B 14 482023	TRYASOV Leonid 22.96	-	R 84 221356	BROWN Ryan 23.52 + 0.82
3	B 13 486029	KROKHINA Sofia 21.77	-	R 85 225715	WARD Olivia DNF
4	R 12 481968	GURYANOV Nikita 22.95	-	B 82 221346	WILLS Angus + 0.80
		21.62			22.42
1/4 Final 2					
4 FRA France			5 CZE Czech Republic		
Team Leader :			Team Leader :		
1	R 43 198037	ERRARD Anouck	-	B 51 155880	BUBAKOVA Nikola + 0.02
2	B 44 6190809	GUILLOT Clement 22.81	-	R 54 151292	PROVAZNIK Adam 22.83 + 0.37
3	B 41 198016	ESCANÉ Doriane 21.70	-	R 55 155883	KRIZOVA Iva 22.07 + 0.50
4	R 42 6190872	BIANCHINI Augustin 22.56 + 0.04	-	B 52 151280	SURKOS Ondrej 23.06
		22.06			22.02
1/4 Final 3					
3 SLO Slovenia			6 SVK Slovakia		
Team Leader :			Team Leader :		
1	R 33 565484	OTONICAR Ziva	-	B 61 705472	SAFARIKOVA Andrea + 0.79
2	B 32 561397	NARALOCNIK Nejc 23.22	-	R 62 700956	JAROSCAK Miroslav 24.01 + 0.03
3	B 31 565488	TOMSIC Nika 21.79	-	R 63 705471	JAKUBCOVA Zuzana 21.82 + 0.47
4	R 34 561395	PASCINSKI Tadej 23.28	-	B 64 700953	MAZGUT Denis 23.75 + 0.45
		21.82			22.27
1/4 Final 4					
2 FIN Finland			7 NED Netherlands		
Team Leader :			Team Leader :		
1	R 25 185470	LAPPALAINEN Netta + 0.05	-	B 71 405166	HAAS VAN DER Roxy
2	B 22 180864	TORVINEN Turo 23.61	-	R 72 400311	ZUURBIER Raphael 23.56 + 0.70
3	B 23 185448	BOSTROM Lisa 22.10 + 0.18	-	R 73 405175	BLOK Noa 22.80
4	R 24 180877	LEHTO Elian 23.34 + 0.13	-	B 74 400321	LEEK David 23.16
		23.00			22.87

17-02-2017 / Erzurum - Palandoken

(TUR) / 2097

Data Processing by SWISS

TIMING

www.eyof2017erzurum.org

SWISS TIMING

Generation Date: FRI 17 FEB 2017

Time: 13:34

Page 1/1



EUROPEAN YOUTH OLYMPIC FESTIVAL

Erzurum - Palandoken (TUR)

ALPINE TEAM EVENT

ResultList 1/8 Final

17 FEB 2017
Start Time: 11:00

Number of NSA: 16

Bib Nation	Nation	Points Gap	Bib Nation	Nation	Points Gap		
Heat 1							
1	RUS	Russian Federation	0	16	KOS	Kosovo	0
Team Leader :			Team Leader :				
1	R 11	486036	SHERINA Natalia	-	B 161	947023	HOXHA Lyra
2	B 12	481968	GURYANOV Nikita	-	R 162	942041	PUPOVCI Arbi
3	B 13	486029	KROKHINA Sofia	-	R 163	947022	HAXHIDAUTI Adea
4	R 14	482023	TRYASOV Leonid	-	B 164	942042	GJURKAJ Vernor
Heat 2							
8	GBR	Great Britain	2	9	ISL	Iceland	0
Team Leader :			Team Leader :				
1	R 85	225715	WARD Olivia	-	B 91	255416	DAGBJARTSDOTTIR K. DNS
2	B 82	221346	WILLS Angus	-	R 92	250411	THORDARSON G. DNS
3	B 81	225712	KRAHELSKI Alicja	23.06	R 93	255426	FINNBOGADOTTIR Maria DNS
4	R 84	221356	BROWN Ryan	23.17	B 94	250410	HELGASON J. DNS
Heat 3							
5	CZE	Czech Republic	4	12	TUR	Turkey	0
Team Leader :			Team Leader :				
1	R 53	155887	POSPISILOVA Klara	-	B 121	525110	KARA Sila + 1.67
2	B 52	151280	SURKOS Ondrej	23.76	R 124	520178	BOSTAN Can 25.43 + 1.04
3	B 51	155880	BUBAKOVA Nikola	22.70	R 123	525113	CACMAK Dila DNF
4	R 54	151292	PROVAZNIK Adam	23.17	B 122	520192	USTA Berkin + 0.65
			22.59				23.24
Heat 4							
4	FRA	France	4	13	BIH	Bosnia and Herzegovina	0
Team Leader :			Team Leader :				
1	R 45	198008	MICHELLAND Axelle	-	B 131	715172	SISIC Sara + 1.41
2	B 44	6190809	GUILLOT Clement	23.84	R 132	710367	TERZIC Dino DNF
3	B 41	198016	ESCANE Doriane	21.95	R 133	715174	HUSIC Emina DNF
4	R 46	6190710	CHAUVET Jeremy	22.96	B 134	710366	KAMENICA Matin DNF
			22.86				

17-02-2017 / Erzurum - Palandoken

(TUR) / 2017

Data Processing by SWISS

TIMING

www.eyof2017erzurum.org

SWISS TIMING

Generation Date: FRI 17 FEB 2017

Time: 13:34

Page 1/2

EUROPEAN YOUTH OLYMPIC FESTIVAL

Erzurum - Palandoken (TUR)

ALPINE TEAM EVENT

ResultList 1/8 Final

17 FEB 2017
Start Time: 11:00

Number of NSA: 16

Bib Nation	Nation	Points Gap	Bib Nation	Nation	Points Gap	
Heat 5						
3 SLO Slovenia			14 GRE Greece			
Team Leader :			Team Leader :			
1	R33 565484	OTONICAR Ziva	-	B141 235338	TSITSELI Stefania	+ 2.56
2	B32 561397	NARALOCNIK Nejc	23.58	R142 230749	KARATZIAS Georgios	26.14 + 1.50
3	B31 565488	TOMSIC Nika	22.47	R143 235330	KYRITSI Aristi	23.97 + 2.08
4	R34 561395	PASCINSKI Tadej	23.48	B144 230740	KOZARIS Filippos	Å DQ
		22.29				
Heat 6						
6 SVK Slovakia			11 DEN Denmark			
Team Leader :			Team Leader :			
1	R61 705472	SAFARIKOVA Andrea	-	B113 175056	BROENS I.	+ 0.11
2	B62 700956	JAROSCAK Miroslav	24.40	R112 170166	JENSEN C.	24.51 + 0.97
3	B63 705471	JAKUBCOVA Zuzana	22.14	R111 175055	LARSEN Emilie	23.11 + 0.46
4	R64 700953	MAZGUT Denis	24.64	B114 170164	OKSHOLM Thor	25.10 + 0.51
		22.74			23.25	
Heat 7						
7 NED Netherlands			10 ROU Romania			
Team Leader :			Team Leader :			
1	R71 405166	HAAS VAN DER Roxy	-	B101 465115	TOTH Krisztina	DNS
2	B74 400321	LEEK David	23.82	R102 460122	STEFANESCU A.	DNS
3	B73 405175	BLOK Noa	23.18	R103 465114	TRIFU Lea Alessandra	DNS
4	R72 400311	ZUURBIER Raphael	23.74	B104 460125	OLTEANU Mihnea Ioan	DNS
		22.54				
Heat 8						
2 FIN Finland			15 GEO Georgia			
Team Leader :			Team Leader :			
1	R25 185470	LAPPALAINEN Netta	-	B151 685023	GOTSIRIDZE Ekaterine	DQ
2	B22 180864	TORVINEN Turo	24.33	R152 680070	KURTANIDZE Giorgi	+ 0.85
3	B23 185448	BOSTROM Lisa	22.57	R153 685024	BARBARIAN Tamari	23.42 + 2.04
4	R24 180877	LEHTO Elian	23.85	B154 680071	KURTANIDZE Lasha	25.89 + 0.53
		22.64			23.17	

17-02-2017 / Erzurum - Palandoken
(TUR) / 2017

Data Processing by SWISS

TIMING

Generation Date: FRI 17 FEB 2017

www.eyof2017erzurum.org

org

Time: 13:34

SWISS TIMING

Page 2/2





EUROPEAN YOUTH OLYMPIC FESTIVAL
Erzurum - Palandoken (TUR)

ALPINE TEAM EVENT
Bracket ResultList

17 FEB 2017
Start Time: 11:30

1/4 Finals					1/2 Finals					Finals				
Run 1	Run 2	Run 3	Run 4	Pts	Run 1	Run 2	Run 3	Run 4	Pts	Run 1	Run 2	Run 3	Run 4	Pts

Heat 1		11	14	13	12	
RUS	Q	22.96	21.77	22.95	21.62	4
GBR		+ 0.56	+ 0.82	DNF	+ 0.80	0
		81	84	85	82	

SF 1		11	14	13	12	
RUS	Q	+ 0.51	21.69	23.06	21.53	3
FRA		23.01	+ 0.33	23.06	+ 0.19	2
		41	42	43	44	

Heat 2		43	44	41	42	
FRA	Q	22.81	21.70	22.56	+ 0.04	3
CZE		+ 0.02	+ 0.37	+ 0.50	22.02	1
		51	54	55	52	

SF 2		33	32	31	34	
SLO	Q	23.01	21.72	22.92	21.84	4
NED		+ 0.25	+ 0.42	+ 0.13	+ 0.75	0
		71	72	73	74	

Heat 3		33	32	31	34	
SLO	Q	23.22	21.79	23.28	21.82	4
SVK		+ 0.79	+ 0.03	+ 0.47	+ 0.45	0
		61	62	63	64	

Heat 4		25	22	23	24	
FIN		+ 0.05	22.10	+ 0.18	+ 0.13	1
NED	Q	23.56	+ 0.70	23.16	22.87	3
		71	72	73	74	

Finals		13	12
1	Russian Federation		
2	Slovenia		
3	France		
4	Netherlands		
5	Great Britain		
5	Czech Republic		
5	Slovakia		
5	Finland		
9	Kosovo		
9	Iceland		
9	Turkey		
9	Bosnia and Herzegovina		
9	Greece		
9	Denmark		
9	Romania		
9	Georgia	13	12

Big F		31	34	33	32	
RUS	W	+ 0.36	21.55	22.97	21.26	3
SLO		22.82	+ 0.05	+ 0.07	+ 0.48	1
		31	34	33	32	

Small F		43	44	41	42	
FRA	w	22.96	22.06	22.59	22.24	4
NED		DNF	+ 0.83	+ 0.28	+ 0.24	0
		71	74	73	72	

LEGEND

Big F	Big Final	DNF	Did Not Finish	Q	Qualified for next phase
SF	Semifinal	Small F	Small Final	w	Small Final Winner
W	Big Final Winner				

17-02-2017 / Erzurum - Palandoken
(TUR) / 2017

Data Processing by SWISS

TIMING

www.eyof2017erzurum.org

SWISS TIMING

Generation Date: FRI 17 FEB 2017

Time: 13:25

Page 1/1



**EUROPEAN
YOUTH
OLYMPIC
FESTIVAL**



Results Book



BIATHLON

3	Biathlon	58
3.1	Table of Contents	59
3.2	Competition Schedule	60
3.3	Number of Entries by NOC	61
3.4	Medallists by Event	62
3.5	Medal Standings	63
3.6	Girls' 6km Sprint	64
3.6.1	Final Results	65
3.6.2	Competition Analysis	66
3.6.3	Final Results - Competition Data Summary	72
3.7	Girls' 7.5km Pursuit	73
3.7.1	Final Results	74
3.7.2	Competition Analysis	75
3.7.3	Final Results - Competition Data Summary	81
3.8	Boys' 7.5km Sprint	82
3.8.1	Final Results	83
3.8.2	Competition Analysis	84
3.8.3	Final Results - Competition Data Summary	91
3.9	Boys' 10km Pursuit	92
3.9.1	Final Results	93
3.9.2	Competition Analysis	94
3.9.3	Final Results - Competition Data Summary	101
3.10	Mixed Relay	102
3.10.1	Final Results	103
3.10.2	Competition Analysis	105
3.10.3	Final Results - Competition Data Summary	112



COMPETITION SCHEDULE

As of MON 13 FEB 2017

Date	Start Time	Estimated Finish Time	Event
TUE 14 FEB	10:00 13:30	11:30 14:30	Boy's 7.5km Sprint Girl's 6km Sprint
WED 15 FEB	10:30 13:30	11:30 14:30	Boy's 10km Pursuit Girl's 7.5km Pursuit
FRI 17 FEB	10:30	12:30	Mixed Relay

Note:
Please check INFO for more details and the latest updates.



Number of Entries by NOC

As of MON 13 FEB 2017

NOC	Boys	Girls	Total
BIH - Bosnia and Herzegovina	1		1
BLR - Belarus	4	4	8
CRO - Croatia		2	2
CZE - Czech Republic	4	4	8
EST - Estonia	4	2	6
FIN - Finland	4	4	8
FRA - France	4	4	8
GRE - Greece	2		2
LTU - Lithuania	2	2	4
MDA - Republic of Moldova	1		1
POL - Poland	4	4	8
ROU - Romania	4	3	7
RUS - Russian Federation	4	4	8
SLO - Slovenia	4	2	6
SVK - Slovakia	3	3	6
TUR - Turkey	4	4	8
UKR - Ukraine	4	4	8
Total athletes:	53	46	99
Total NOCs:	16	14	17



Medallists by Event

As of FRI 17 FEB 2017 at 12:24

AFTER 5 OF 5 EVENTS

Event Name	Date	Medal	Name	NOC
Mixed Relay	FRI 17 FEB	GOLD	GRIGOREVA Anna SHEVCHENKO Anastasia VIUKHIN Andrei PERVUSHIN Mikhail	RUS
		SILVER	CHAUVEAU Sophie BENED Camille DREZET Jason BRIFFAZ Thomas	FRA
		BRONZE	KERANEN Jenni KERANEN Maija INVENIUS Otto PANTTILA Santtu	FIN
Girls' 7.5km Pursuit	WED 15 FEB	GOLD	GRIGOREVA Anna	RUS
		SILVER	SHEVCHENKO Anastasia	RUS
		BRONZE	BENED Camille	FRA
Boys' 10km Pursuit	WED 15 FEB	GOLD	BRIFFAZ Thomas	FRA
		SILVER	DREZET Jason	FRA
		BRONZE	VIUKHIN Andrei	RUS
Girls' 6km Sprint	TUE 14 FEB	GOLD	BENED Camille	FRA
		SILVER	DMYTRENKO Khrystyna	UKR
		BRONZE	SHEVCHENKO Anastasia	RUS
Boys' 7.5km Sprint	TUE 14 FEB	GOLD	HORNIG Vitezslav	CZE
		SILVER	SIIMER Kristo	EST
		BRONZE	PERVUSHIN Mikhail	RUS



Medal Standings

As of FRI 17 FEB 2017 at 12:24

AFTER 5 OF 5 EVENTS

Rank	NOC	Boys				Girls				Mixed				Total				Rank by Total
		G	S	B	Tot.	G	S	B	Tot.	G	S	B	Tot.	G	S	B	Tot.	
1	FRA - France	1	1		2	1		1	2			1	2	2	1	5	2	
2	RUS - Russian Federation			2	2	1	1	1	3	1			1	2	1	3	6	1
3	CZE - Czech Republic	1			1									1			1	=3
4	EST - Estonia		1		1									1		1	=3	
4	UKR - Ukraine						1		1					1		1	=3	
6	FIN - Finland											1	1		1	1	=3	
Total:		2	2	2	6	2	2	2	6	1	1	1	3	5	5	5	15	

Legend:

= Equal sign indicates that two or more NOCs share the same rank by total

G Gold

Tot Total

B Bronze

S Silver



**EUROPEAN
YOUTH
OLYMPIC
FESTIVAL**



Results Book



BIATHLON

Girls' 6km Sprint



Final Results

Rank	Bib	Name	NOC	P	S	T	Result	Behind
1	14	BENED Camille	FRA	1	0	1	17:42.2	0.0
2	26	DMYTRENKO Khrystyna	UKR	0	1	1	18:03.7	+21.5
3	20	SHEVCHENKO Anastasia	RUS	2	0	2	18:04.1	+21.9
4	41	GRIGOREVA Anna	RUS	1	0	1	18:09.7	+27.5
5	15	SVOBODOVA Eliska	CZE	0	0	0	18:28.4	+46.2
6	28	SIDOROVA Daria	RUS	0	2	2	18:32.2	+50.0
7	45	CHEVAT Lou-Anne	FRA	1	0	1	18:37.9	+55.7
8	36	CHAUVEAU Sophie	FRA	1	2	3	18:38.5	+56.3
9	25	KERANEN Jenni	FIN	0	1	1	18:40.2	+58.0
10	38	VOZELJ Tais	SLO	0	0	0	18:48.1	+1:05.9
11	11	KERANEN Maija	FIN	0	0	0	18:51.8	+1:09.6
12	3	BOUCAUD Laura	FRA	0	3	3	19:09.2	+1:27.0
13	33	TEPLA Eliska	CZE	1	1	2	19:16.1	+1:33.9
14	5	HORVATOVA Henrieta	SVK	0	0	0	19:18.2	+1:36.0
15	8	KUDAYEVA Darya	BLR	1	1	2	19:29.8	+1:47.6
16	34	OIKKONEN Sanni	FIN	2	1	3	19:31.7	+1:49.5
17	1	BADACZ Marcelina	POL	0	0	0	19:38.9	+1:56.7
18	13	AGA Gulsah	TUR	1	1	2	19:44.2	+2:02.0
19	40	HUBITSKAYA Iryna	BLR	1	0	1	19:45.1	+2:02.9
20	16	MARTON Eniko	ROU	0	2	2	19:46.2	+2:04.0
21	23	VINDISAR Nika	SLO	1	2	3	19:52.7	+2:10.5
22	6	TSYHANOVA Anastasiya	UKR	1	0	1	20:07.7	+2:25.5
23	19	SHAMANOUSKAYA Anastasiya	BLR	0	2	2	20:09.4	+2:27.2
24	31	JESIPIONOK Ana	LTU	0	1	1	20:10.0	+2:27.8
25	35	HAJDU Timea	ROU	3	0	3	20:16.1	+2:33.9
26	29	KHATSIANOVICH Katsiaryna	BLR	1	2	3	20:21.6	+2:39.4
27	44	SUCHA Petra	CZE	1	3	4	20:28.6	+2:46.4
28	21	HAIDELMEIEROVA Veronika	SVK	1	1	2	20:31.0	+2:48.8
29	39	LUKKARINEN Nenna	FIN	0	2	2	20:32.5	+2:50.3
30	32	REMENOVA Maria	SVK	2	2	4	20:36.4	+2:54.2
31	4	POTYO Katalin	ROU	1	2	3	20:44.0	+3:01.8
32	22	MOOR Hanna	EST	2	1	3	21:00.0	+3:17.8
33	30	SONMEZ Bahar	TUR	2	2	4	21:05.4	+3:23.2
34	46	SVYNARENKO Kateryna	UKR	1	2	3	21:17.2	+3:35.0
35	7	BATMANOVA Anastasiia	RUS	5	1	6	21:20.1	+3:37.9
36	17	DINDAITE Raminta	LTU	1	3	4	21:29.3	+3:47.1
37	24	PAWLICZEK Paulina	POL	2	3	5	22:00.1	+4:17.9
38	37	PICZURA Magda	POL	4	2	6	22:02.3	+4:20.1
39	10	RADOSEVIC Ana	CRO	0	3	3	22:25.6	+4:43.4
40	12	DUSILOVA Karolina	CZE	3	4	7	22:31.9	+4:49.7
41	18	KURECIC Dora	CRO	2	3	5	22:50.7	+5:08.5
42	42	WASALA Paulina	POL	2	3	5	22:56.1	+5:13.9
43	2	PRIBŎLOVSKAJA Ksenia	EST	4	3	7	23:04.9	+5:22.7
44	43	CELEBI Busra	TUR	5	2	7	23:54.5	+6:12.3
45	27	KYPIACHENKOVA Liubov	UKR	1	5	6	25:25.0	+7:42.8
46	9	DUZCE Nazlican	TUR	5	4	9	26:33.7	+8:51.5

Jury decisions

Time adjustment

17	1	BADACZ Marcelina	POL	-10.0	IBU ECR 8.7.4
46	9	DUZCE Nazlican	TUR	+2:00.0	IBU DR 5.5.a
45	27	KYPIACHENKOVA Liubov	UKR	+6:00.0	IBU DR 5.5.a

Legend:

DR	Disciplinary Rules	ECR	Event & Competition Rules	P	Prone	S	Standing
T	Total penalties						



Competition Analysis

Rank	Bib	Name	NOC						T			Result	Behind	Rank
		Loop 1			Loop 2			Loop 3						
		Time	Behind	Rank	Time	Behind	Rank	Time	Behind	Rank				
1	14	BENED Camille	FRA						1	17:42.2	0.0	1		
Cumulative Time		6:33.8	+27.9	8	12:41.6	0.0	1				17:42.2	0.0	1	
Loop Time		6:33.8	+27.9	8	6:07.8	+4.8	2	5:00.6	0.0	1				
Shooting		1	35.0	+22.0	=18	0	28.0	+7.0	=5	1	1:03.0	+22.0	9	
Range Time														
Course Time														
Penalty Time														
2	26	DMYTRENKO Khrystyna	UKR						1	18:03.7	+21.5	2		
Cumulative Time		6:11.4	+5.5	3	12:44.2	+2.6	2				18:03.7	+21.5	2	
Loop Time		6:11.4	+5.5	3	6:32.8	+29.8	7	5:19.5	+18.9	4				
Shooting		0	28.0	+15.0	=5	1	27.0	+6.0	=3	1	55.0	+14.0	3	
Range Time														
Course Time														
Penalty Time														
3	20	SHEVCHENKO Anastasia	RUS						2	18:04.1	+21.9	3		
Cumulative Time		6:58.9	+53.0	25	13:01.9	+20.3	5				18:04.1	+21.9	3	
Loop Time		6:58.9	+53.0	25	6:03.0	0.0	1	5:02.2	+1.6	3				
Shooting		2	45.0	+32.0	=38	0	38.0	+17.0	=26	2	1:23.0	+42.0	=34	
Range Time														
Course Time														
Penalty Time														
4	41	GRIGOREVA Anna	RUS						1	18:09.7	+27.5	4		
Cumulative Time		6:34.1	+28.2	9	12:50.0	+8.4	3				18:09.7	+27.5	4	
Loop Time		6:34.1	+28.2	9	6:15.9	+12.9	3	5:19.7	+19.1	5				
Shooting		1	42.0	+29.0	=35	0	25.0	+4.0	2	1	1:07.0	+26.0	=15	
Range Time														
Course Time														
Penalty Time														
5	15	SVOBODOVA Eliska	CZE						0	18:28.4	+46.2	5		
Cumulative Time		6:29.5	+23.6	5	12:58.6	+17.0	4				18:28.4	+46.2	5	
Loop Time		6:29.5	+23.6	5	6:29.1	+26.1	6	5:29.8	+29.2	13				
Shooting		0	37.0	+24.0	=21	0	34.0	+13.0	=20	0	1:11.0	+30.0	=22	
Range Time														
Course Time														
Penalty Time														
6	28	SIDOROVA Daria	RUS						2	18:32.2	+50.0	6		
Cumulative Time		6:05.9	0.0	1	13:11.8	+30.2	6				18:32.2	+50.0	6	
Loop Time		6:05.9	0.0	1	7:05.9	+1:02.9	20	5:20.4	+19.8	6				
Shooting		0	29.0	+16.0	7	2	32.0	+11.0	=12	2	1:01.0	+20.0	8	
Range Time														
Course Time														
Penalty Time														
7	45	CHEVAT Lou-Anne	FRA						1	18:37.9	+55.7	7		
Cumulative Time		6:51.6	+45.7	18	13:13.4	+31.8	7				18:37.9	+55.7	7	
Loop Time		6:51.6	+45.7	18	6:21.8	+18.8	4	5:24.5	+23.9	12				
Shooting		1	45.0	+32.0	=38	0	33.0	+12.0	=15	1	1:18.0	+37.0	27	
Range Time														
Course Time														
Penalty Time														
8	36	CHAUVEAU Sophie	FRA						3	18:38.5	+56.3	8		
Cumulative Time		6:33.2	+27.3	7	13:36.5	+54.9	12				18:38.5	+56.3	8	
Loop Time		6:33.2	+27.3	7	7:03.3	+1:00.3	19	5:02.0	+1.4	2				
Shooting		1	45.0	+32.0	=38	2	47.0	+26.0	41	3	1:32.0	+51.0	41	
Range Time														
Course Time														
Penalty Time														



Competition Analysis

Rank	Bib	Name	NOC						T					
			Loop 1			Loop 2			Loop 3			Result	Behind	Rank
			Time	Behind	Rank	Time	Behind	Rank	Time	Behind	Rank			
9	25	KERANEN Jenni	FIN						1	18:40.2	+58.0	9		
Cumulative Time		6:42.4	+36.5	12	13:19.5	+37.9	10				18:40.2	+58.0	9	
Loop Time		6:42.4	+36.5	12	6:37.1	+34.1	8	5:20.7	+20.1	7				
Shooting	0	30.0	+17.0	8	28.0	+7.0	=5				1	58.0	+17.0	5
Range Time														
Course Time								5:20.7	+20.1	7				
Penalty Time														
10	38	VOZELJ Tais	SLO						0	18:48.1	+1:05.9	10		
Cumulative Time		6:32.4	+26.5	6	13:16.5	+34.9	8				18:48.1	+1:05.9	10	
Loop Time		6:32.4	+26.5	6	6:44.1	+41.1	11	5:31.6	+31.0	14				
Shooting	0	37.0	+24.0	=21	44.0	+23.0	37				0	1:21.0	+40.0	=28
Range Time														
Course Time								5:31.6	+31.0	14				
Penalty Time														
11	11	KERANEN Maija	FIN						0	18:51.8	+1:09.6	11		
Cumulative Time		6:52.9	+47.0	20	13:16.7	+35.1	9				18:51.8	+1:09.6	11	
Loop Time		6:52.9	+47.0	20	6:23.8	+20.8	5	5:35.1	+34.5	18				
Shooting	0	33.0	+20.0	=13	27.0	+6.0	=3				0	1:00.0	+19.0	=6
Range Time														
Course Time								5:35.1	+34.5	18				
Penalty Time														
12	3	BOUCAUD Laura	FRA						3	19:09.2	+1:27.0	12		
Cumulative Time		6:10.2	+4.3	2	13:47.8	+1:06.2	15				19:09.2	+1:27.0	12	
Loop Time		6:10.2	+4.3	2	7:37.6	+1:34.6	30	5:21.4	+20.8	8				
Shooting	0	18.0	+5.0	2	48.0	+27.0	42				3	1:06.0	+25.0	=13
Range Time														
Course Time								5:21.4	+20.8	8				
Penalty Time														
13	33	TEPLA Eliska	CZE						2	19:16.1	+1:33.9	13		
Cumulative Time		6:52.1	+46.2	19	13:52.8	+1:11.2	18				19:16.1	+1:33.9	13	
Loop Time		6:52.1	+46.2	19	7:00.7	+57.7	17	5:23.3	+22.7	10				
Shooting	1	40.0	+27.0	33	41.0	+20.0	33				2	1:21.0	+40.0	=28
Range Time														
Course Time								5:23.3	+22.7	10				
Penalty Time														
14	5	HORVATOVA Henrieta	SVK						0	19:18.2	+1:36.0	14		
Cumulative Time		6:56.3	+50.4	24	13:44.8	+1:03.2	13				19:18.2	+1:36.0	14	
Loop Time		6:56.3	+50.4	24	6:48.5	+45.5	14	5:33.4	+32.8	15				
Shooting	0	39.0	+26.0	=30	43.0	+22.0	=34				0	1:22.0	+41.0	33
Range Time														
Course Time								5:33.4	+32.8	15				
Penalty Time														
15	8	KUDAYEVA Darya	BLR						2	19:29.8	+1:47.6	15		
Cumulative Time		6:48.2	+42.3	15	13:45.6	+1:04.0	14				19:29.8	+1:47.6	15	
Loop Time		6:48.2	+42.3	15	6:57.4	+54.4	15	5:44.2	+43.6	=21				
Shooting	1	32.0	+19.0	12	32.0	+11.0	=12				2	1:04.0	+23.0	=10
Range Time														
Course Time								5:44.2	+43.6	=21				
Penalty Time														
16	34	OIKKONEN Sanni	FIN						3	19:31.7	+1:49.5	16		
Cumulative Time		7:22.6	+1:16.7	32	14:07.7	+1:26.1	23				19:31.7	+1:49.5	16	
Loop Time		7:22.6	+1:16.7	32	6:45.1	+42.1	12	5:24.0	+23.4	11				
Shooting	2	38.0	+25.0	=27	33.0	+12.0	=15				3	1:11.0	+30.0	=22
Range Time														
Course Time								5:24.0	+23.4	11				
Penalty Time														



Competition Analysis

Rank	Bib	Name	NOC						T			Result	Behind	Rank
		Loop 1			Loop 2			Loop 3						
		Time	Behind	Rank	Time	Behind	Rank	Time	Behind	Rank				
17	1	BADACZ Marcelina	POL						0	19:38.9	+1:56.7	17		
Cumulative Time		6:47.6	+41.7	14	13:36.0	+54.4	11				19:38.9	+1:56.7	17	
Loop Time		6:47.6	+41.7	14	6:48.4	+45.4	13	6:02.9	+1:02.3	36				
Shooting	0	13.0	0.0	1	0	28.0	+7.0	=5			0	41.0	0.0	1
Range Time														
Course Time								6:02.9	+1:02.3	36				
Penalty Time														
18	13	AGA Gulsah	TUR						2	19:44.2	+2:02.0	18		
Cumulative Time		6:41.1	+35.2	11	13:58.1	+1:16.5	19				19:44.2	+2:02.0	18	
Loop Time		6:41.1	+35.2	11	7:17.0	+1:14.0	23	5:46.1	+45.5	25				
Shooting	1	37.0	+24.0	=21	1	32.0	+11.0	=12			2	1:09.0	+28.0	=19
Range Time														
Course Time								5:46.1	+45.5	25				
Penalty Time														
19	40	HUBITSKAYA Iryna	BLR						1	19:45.1	+2:02.9	19		
Cumulative Time		7:08.6	+1:02.7	30	13:48.8	+1:07.2	16				19:45.1	+2:02.9	19	
Loop Time		7:08.6	+1:02.7	30	6:40.2	+37.2	9	5:56.3	+55.7	32				
Shooting	1	31.0	+18.0	=9	0	29.0	+8.0	8			1	1:00.0	+19.0	=6
Range Time														
Course Time								5:56.3	+55.7	32				
Penalty Time														
20	16	MARTON Eniko	ROU						2	19:46.2	+2:04.0	20		
Cumulative Time		6:18.2	+12.3	4	13:50.2	+1:08.6	17				19:46.2	+2:04.0	20	
Loop Time		6:18.2	+12.3	4	7:32.0	+1:29.0	28	5:56.0	+55.4	31				
Shooting	0	28.0	+15.0	=5	2	40.0	+19.0	=31			2	1:08.0	+27.0	=17
Range Time														
Course Time								5:56.0	+55.4	31				
Penalty Time														
21	23	VINDISAR Nika	SLO						3	19:52.7	+2:10.5	21		
Cumulative Time		6:40.7	+34.8	10	14:01.8	+1:20.2	20				19:52.7	+2:10.5	21	
Loop Time		6:40.7	+34.8	10	7:21.1	+1:18.1	25	5:50.9	+50.3	28				
Shooting	1	37.0	+24.0	=21	2	36.0	+15.0	=22			3	1:13.0	+32.0	25
Range Time														
Course Time								5:50.9	+50.3	28				
Penalty Time														
22	6	TSYHANOVA Anastasiya	UKR						1	20:07.7	+2:25.5	22		
Cumulative Time		7:01.9	+56.0	26	14:03.2	+1:21.6	21				20:07.7	+2:25.5	22	
Loop Time		7:01.9	+56.0	26	7:01.3	+58.3	18	6:04.5	+1:03.9	38				
Shooting	1	37.0	+24.0	=21	0	30.0	+9.0	=9			1	1:07.0	+26.0	=15
Range Time														
Course Time								6:04.5	+1:03.9	38				
Penalty Time														
23	19	SHAMANOUSKAYA Anastasiya	BLR						2	20:09.4	+2:27.2	23		
Cumulative Time		6:42.6	+36.7	13	14:18.4	+1:36.8	24				20:09.4	+2:27.2	23	
Loop Time		6:42.6	+36.7	13	7:35.8	+1:32.8	29	5:51.0	+50.4	29				
Shooting	0	45.0	+32.0	=38	2	45.0	+24.0	38			2	1:30.0	+49.0	=38
Range Time														
Course Time								5:51.0	+50.4	29				
Penalty Time														
24	31	JESIPIONOK Ana	LTU						1	20:10.0	+2:27.8	24		
Cumulative Time		6:49.1	+43.2	16	14:05.9	+1:24.3	22				20:10.0	+2:27.8	24	
Loop Time		6:49.1	+43.2	16	7:16.8	+1:13.8	22	6:04.1	+1:03.5	37				
Shooting	0	26.0	+13.0	4	1	21.0	0.0	1			1	47.0	+6.0	2
Range Time														
Course Time								6:04.1	+1:03.5	37				
Penalty Time														



Competition Analysis

Rank	Bib	Name	NOC						T			Result	Behind	Rank
		Loop 1			Loop 2			Loop 3						
		Time	Behind	Rank	Time	Behind	Rank	Time	Behind	Rank				
25	35	HAJDU Timea	ROU						3	20:16.1	+2:33.9	25		
Cumulative Time		7:51.3	+1:45.4	38	14:31.8	+1:50.2	26				20:16.1	+2:33.9	25	
Loop Time		7:51.3	+1:45.4	38	6:40.5	+37.5	10	5:44.3	+43.7	23				
Shooting	3	35.0	+22.0	=18	0	30.0	+9.0	=9			3	1:05.0	+24.0	12
Range Time														
Course Time								5:44.3	+43.7	23				
Penalty Time														
26	29	KHATSIANOVICH Katsiaryna	BLR						3	20:21.6	+2:39.4	26		
Cumulative Time		6:54.9	+49.0	=22	14:35.4	+1:53.8	27				20:21.6	+2:39.4	26	
Loop Time		6:54.9	+49.0	=22	7:40.5	+1:37.5	31	5:46.2	+45.6	26				
Shooting	1	38.0	+25.0	=27	2	43.0	+22.0	=34			3	1:21.0	+40.0	=28
Range Time														
Course Time								5:46.2	+45.6	26				
Penalty Time														
27	44	SUCHA Petra	CZE						4	20:28.6	+2:46.4	27		
Cumulative Time		6:50.6	+44.7	17	14:54.0	+2:12.4	32				20:28.6	+2:46.4	27	
Loop Time		6:50.6	+44.7	17	8:03.4	+2:00.4	37	5:34.6	+34.0	17				
Shooting	1	34.0	+21.0	=15	3	37.0	+16.0	=24			4	1:11.0	+30.0	=22
Range Time														
Course Time								5:34.6	+34.0	17				
Penalty Time														
28	21	HAIDELMEIEROVA Veronika	SVK						2	20:31.0	+2:48.8	28		
Cumulative Time		7:06.5	+1:00.6	28	14:26.0	+1:44.4	25				20:31.0	+2:48.8	28	
Loop Time		7:06.5	+1:00.6	28	7:19.5	+1:16.5	24	6:05.0	+1:04.4	39				
Shooting	1	31.0	+18.0	=9	1	39.0	+18.0	=28			2	1:10.0	+29.0	21
Range Time														
Course Time								6:05.0	+1:04.4	39				
Penalty Time														
29	39	LUKKARINEN Nenna	FIN						2	20:32.5	+2:50.3	29		
Cumulative Time		7:02.3	+56.4	27	14:48.3	+2:06.7	29				20:32.5	+2:50.3	29	
Loop Time		7:02.3	+56.4	27	7:46.0	+1:43.0	34	5:44.2	+43.6	=21				
Shooting	0	35.0	+22.0	=18	2	31.0	+10.0	11			2	1:06.0	+25.0	=13
Range Time														
Course Time								5:44.2	+43.6	=21				
Penalty Time														
30	32	REMENOVA Maria	SVK						4	20:36.4	+2:54.2	30		
Cumulative Time		7:21.6	+1:15.7	31	14:52.0	+2:10.4	30				20:36.4	+2:54.2	30	
Loop Time		7:21.6	+1:15.7	31	7:30.4	+1:27.4	27	5:44.4	+43.8	24				
Shooting	2	38.0	+25.0	=27	2	39.0	+18.0	=28			4	1:17.0	+36.0	26
Range Time														
Course Time								5:44.4	+43.8	24				
Penalty Time														
31	4	POTYO Katalin	ROU						3	20:44.0	+3:01.8	31		
Cumulative Time		6:54.4	+48.5	21	14:42.4	+2:00.8	28				20:44.0	+3:01.8	31	
Loop Time		6:54.4	+48.5	21	7:48.0	+1:45.0	35	6:01.6	+1:01.0	35				
Shooting	1	33.0	+20.0	=13	2	36.0	+15.0	=22			3	1:09.0	+28.0	=19
Range Time														
Course Time								6:01.6	+1:01.0	35				
Penalty Time														
32	22	MOOR Hanna	EST						3	21:00.0	+3:17.8	32		
Cumulative Time		7:30.6	+1:24.7	35	14:52.9	+2:11.3	31				21:00.0	+3:17.8	32	
Loop Time		7:30.6	+1:24.7	35	7:22.3	+1:19.3	26	6:07.1	+1:06.5	40				
Shooting	2	34.0	+21.0	=15	1	34.0	+13.0	=20			3	1:08.0	+27.0	=17
Range Time														
Course Time								6:07.1	+1:06.5	40				
Penalty Time														



Competition Analysis

Rank	Bib	Name	NOC						T			Result	Behind	Rank
		Loop 1			Loop 2			Loop 3						
		Time	Behind	Rank	Time	Behind	Rank	Time	Behind	Rank				
33	30	SONMEZ Bahar	TUR						4	21:05.4	+3:23.2	33		
Cumulative Time		7:30.3	+1:24.4	34	15:14.9	+2:33.3	34				21:05.4	+3:23.2	33	
Loop Time		7:30.3	+1:24.4	34	7:44.6	+1:41.6	33	5:50.5	+49.9	27				
Shooting		2	37.0	+24.0	=21	2	46.0	+25.0	=39		4	1:23.0	+42.0	=34
Range Time														
Course Time								5:50.5	+49.9	27				
Penalty Time														
34	46	SVYNARENKO Kateryna	UKR						3	21:17.2	+3:35.0	34		
Cumulative Time		6:54.9	+49.0	=22	15:01.7	+2:20.1	33				21:17.2	+3:35.0	34	
Loop Time		6:54.9	+49.0	=22	8:06.8	+2:03.8	38	6:15.5	+1:14.9	43				
Shooting		1	41.0	+28.0	34	2	40.0	+19.0	=31		3	1:21.0	+40.0	=28
Range Time														
Course Time								6:15.5	+1:14.9	43				
Penalty Time														
35	7	BATMANOVA Anastasiia	RUS						6	21:20.1	+3:37.9	35		
Cumulative Time		8:47.7	+2:41.8	42	15:46.2	+3:04.6	36				21:20.1	+3:37.9	35	
Loop Time		8:47.7	+2:41.8	42	6:58.5	+55.5	16	5:33.9	+33.3	16				
Shooting		5	34.0	+21.0	=15	1	1:04.0	+43.0	45		6	1:38.0	+57.0	=43
Range Time														
Course Time								5:33.9	+33.3	16				
Penalty Time														
36	17	DINDAITE Raminta	LTU						4	21:29.3	+3:47.1	36		
Cumulative Time		7:07.0	+1:01.1	29	15:34.7	+2:53.1	35				21:29.3	+3:47.1	36	
Loop Time		7:07.0	+1:01.1	29	8:27.7	+2:24.7	41	5:54.6	+54.0	30				
Shooting		1	39.0	+26.0	=30	3	46.0	+25.0	=39		4	1:25.0	+44.0	=36
Range Time														
Course Time								5:54.6	+54.0	30				
Penalty Time														
37	24	PAWLICZEK Paulina	POL						5	22:00.1	+4:17.9	37		
Cumulative Time		7:33.6	+1:27.7	36	16:00.1	+3:18.5	37				22:00.1	+4:17.9	37	
Loop Time		7:33.6	+1:27.7	36	8:26.5	+2:23.5	40	6:00.0	+59.4	34				
Shooting		2	52.0	+39.0	44	3	33.0	+12.0	=15		5	1:25.0	+44.0	=36
Range Time														
Course Time								6:00.0	+59.4	34				
Penalty Time														
38	37	PICZURA Magda	POL						6	22:02.3	+4:20.1	38		
Cumulative Time		8:36.9	+2:31.0	41	16:19.1	+3:37.5	39				22:02.3	+4:20.1	38	
Loop Time		8:36.9	+2:31.0	41	7:42.2	+1:39.2	32	5:43.2	+42.6	20				
Shooting		4	1:05.0	+52.0	46	2	39.0	+18.0	=28		6	1:44.0	+1:03.0	45
Range Time														
Course Time								5:43.2	+42.6	20				
Penalty Time														
39	10	RADOSEVIC Ana	CRO						3	22:25.6	+4:43.4	39		
Cumulative Time		7:23.1	+1:17.2	33	16:10.0	+3:28.4	38				22:25.6	+4:43.4	39	
Loop Time		7:23.1	+1:17.2	33	8:46.9	+2:43.9	44	6:15.6	+1:15.0	44				
Shooting		0	49.0	+36.0	43	3	49.0	+28.0	43		3	1:38.0	+57.0	=43
Range Time														
Course Time								6:15.6	+1:15.0	44				
Penalty Time														
40	12	DUSILOVA Karolina	CZE						7	22:31.9	+4:49.7	40		
Cumulative Time		7:42.9	+1:37.0	37	16:51.4	+4:09.8	42				22:31.9	+4:49.7	40	
Loop Time		7:42.9	+1:37.0	37	9:08.5	+3:05.5	46	5:40.5	+39.9	19				
Shooting		3	42.0	+29.0	=35	4	51.0	+30.0	44		7	1:33.0	+52.0	42
Range Time														
Course Time								5:40.5	+39.9	19				
Penalty Time														



Competition Analysis

Rank	Bib	Name	NOC						T			Result	Behind	Rank		
		Loop 1			Loop 2			Loop 3								
		Time	Behind	Rank	Time	Behind	Rank	Time	Behind	Rank						
41	18	KURECIC Dora	CRO						5	22:50.7	+5:08.5	41				
Cumulative Time		7:56.2	+1:50.3	40	16:32.8	+3:51.2	41				22:50.7	+5:08.5	41			
Loop Time		7:56.2	+1:50.3	40	8:36.6	+2:33.6	42	6:17.9	+1:17.3	45						
Shooting		2	47.0	+34.0	42	3	43.0	+22.0	=34				5	1:30.0	+49.0	=38
Range Time																
Course Time												6:17.9	+1:17.3	45		
Penalty Time																
42	42	WASALA Paulina	POL						5	22:56.1	+5:13.9	42				
Cumulative Time		7:54.3	+1:48.4	39	16:31.3	+3:49.7	40				22:56.1	+5:13.9	42			
Loop Time		7:54.3	+1:48.4	39	8:37.0	+2:34.0	43	6:24.8	+1:24.2	46						
Shooting		2	31.0	+18.0	=9	3	33.0	+12.0	=15				5	1:04.0	+23.0	=10
Range Time																
Course Time												6:24.8	+1:24.2	46		
Penalty Time																
43	2	PRIBOLOVSKAJA Ksenia	EST						7	23:04.9	+5:22.7	43				
Cumulative Time		8:49.7	+2:43.8	43	17:05.3	+4:23.7	43				23:04.9	+5:22.7	43			
Loop Time		8:49.7	+2:43.8	43	8:15.6	+2:12.6	39	5:59.6	+59.0	33						
Shooting		4	24.0	+11.0	3	3	33.0	+12.0	=15				7	57.0	+16.0	4
Range Time																
Course Time												5:59.6	+59.0	33		
Penalty Time																
44	43	CELEBI Busra	TUR						7	23:54.5	+6:12.3	44				
Cumulative Time		9:43.4	+3:37.5	44	17:43.2	+5:01.6	44				23:54.5	+6:12.3	44			
Loop Time		9:43.4	+3:37.5	44	7:59.8	+1:56.8	36	6:11.3	+1:10.7	42						
Shooting		5	44.0	+31.0	37	2	37.0	+16.0	=24				7	1:21.0	+40.0	=28
Range Time																
Course Time												6:11.3	+1:10.7	42		
Penalty Time																
45	27	KYPIACHENKOVA Liubov	UKR						6	25:25.0	+7:42.8	45				
Cumulative Time		12:51.8	+6:45.9	46	20:01.8	+7:20.2	45				25:25.0	+7:42.8	45			
Loop Time		12:51.8	+6:45.9	46	7:10.0	+1:07.0	21	5:23.2	+22.6	9						
Shooting		1	39.0	+26.0	=30	5	1:06.0	+45.0	46				6	1:45.0	+1:04.0	46
Range Time																
Course Time												5:23.2	+22.6	9		
Penalty Time																
46	9	DUZCE Nazlican	TUR						9	26:33.7	+8:51.5	46				
Cumulative Time		11:34.7	+5:28.8	45	20:23.8	+7:42.2	46				26:33.7	+8:51.5	46			
Loop Time		11:34.7	+5:28.8	45	8:49.1	+2:46.1	45	6:09.9	+1:09.3	41						
Shooting		5	53.0	+40.0	45	4	38.0	+17.0	=26				9	1:31.0	+50.0	40
Range Time																
Course Time												6:09.9	+1:09.3	41		
Penalty Time																

Jury Decisions

Time adjustment

17	1	BADACZ Marcelina	POL	-10.0	IBU ECR 8.7.4
46	9	DUZCE Nazlican	TUR	+2:00.0	IBU DR 5.5.a
45	27	KYPIACHENKOVA Liubov	UKR	+6:00.0	IBU DR 5.5.a

Legend:

= Equal sign indicates that two or more competitors share the same rank T Total penalties



Final Results - Competition Data Summary

Participation

Number of Entries	46
Did Not Start	0
Did Not Finish	0
Disqualified	0
Disqualified for unsportsmanlike behaviour	0
Ranked Competitors	46

Weather Conditions

	30 min. before Start	At Start Time	30 min. after Start	At End Time
Weather	Partly Cloudy	Partly Cloudy	Partly Cloudy	Partly Cloudy
Snow Condition	Packed	Packed	Packed	Packed
Snow Temperature	-14.0 °C / 6.8 °F	-14.0 °C / 6.8 °F	-14.0 °C / 6.8 °F	-14.0 °C / 6.8 °F
Air Temperature	-8.0 °C / 17.6 °F	-8.0 °C / 17.6 °F	-8.0 °C / 17.6 °F	-8.0 °C / 17.6 °F
Humidity	56 %	55 %	54 %	54 %
Wind Direction/Speed	N / 1.0 m/s	N / 1.0 m/s	N / 1.0 m/s	N / 1.0 m/s

Jury Information

IBU Technical Delegate - Chairman	KORDEZ Matej (SLO)
Competition Chief	ERZURUM Ilhan (TUR)
Member	DUMONT Christian (FRA)
Member	MARTON Szilard (ROU)
Member	SELIFONOV Alexandre (RUS)

Course Information

red 2000 m + red 2000 m + red 2000 m	
Total Course Length	6000 m
Height Difference (HD)	21 m
Max. Climb (MM)	12 m
Total Climb (MT)	204 m

Jury decisions

Bib 1 BADACZ Marcelina (POL) TIME ADJUSTMENT -10.0 IBU ECR 8.7.4
 Bib 9 DUZCE Nazlican (TUR) TIME ADJUSTMENT +2:00.0 IBU DR 5.5.a
 Bib 27 KYPIACHENKOVA Liubov (UKR) TIME ADJUSTMENT +6:00.0 IBU DR 5.5.a

IBU Technical Delegate

KORDEZ Matej (SLO)

Legend:
 DR Disciplinary Rules ECR Event & Competition Rules N North



**EUROPEAN
YOUTH
OLYMPIC
FESTIVAL**



Results Book



BIATHLON

Girls' 7.5km Pursuit



Final Results

Rank	Bib	Name	NOC	Start Behind	P	P	S	S	T	Result / Behind
1	4	GRIGOREVA Anna	RUS	0:28	1	1	0	1	3	24:45.8
2	3	SHEVCHENKO Anastasia	RUS	0:22	0	1	3	0	4	+37.1
3	1	BENED Camille	FRA	0:00	3	1	2	0	6	+1:36.0
4	2	DMYTRENKO Khrystyna	UKR	0:22	1	2	0	1	4	+1:36.6
5	8	CHAUVEAU Sophie	FRA	0:56	1	2	2	0	5	+1:37.3
6	5	SVOBODOVA Eliska	CZE	0:46	0	0	1	1	2	+2:04.4
7	7	CHEVAT Lou-Anne	FRA	0:56	0	2	1	1	4	+2:04.5
8	9	KERANEN Jenni	FIN	0:58	0	1	2	1	4	+2:23.1
9	11	KERANEN Maija	FIN	1:10	1	0	1	1	3	+2:46.7
10	14	HORVATOVA Henrieta	SVK	1:36	0	0	0	1	1	+2:48.7
11	13	TEPLA Eliska	CZE	1:34	1	1	0	2	4	+3:04.5
12	20	MARTON Eniko	ROU	2:04	0	0	1	2	3	+3:04.5
13	15	KUDAYEVA Darya	BLR	1:48	3	0	0	2	5	+3:54.7
14	21	VINDISAR Nika	SLO	2:11	0	0	3	2	5	+3:56.2
15	12	BOUCAUD Laura	FRA	1:27	2	2	2	1	7	+4:01.2
16	10	VOZELJ Tais	SLO	1:06	1	1	2	2	6	+4:01.6
17	6	SIDOROVA Daria	RUS	0:50	5	2	1	1	9	+4:06.6
18	17	BADACZ Marcelina	POL	1:57	0	0	1	1	2	+4:18.2
19	26	KHATSIANOVICH Katsiaryna	BLR	2:39	2	1	0	0	3	+4:26.2
20	35	BATMANOVA Anastasiia	RUS	3:38	1	0	0	0	1	+4:30.5
21	18	AGA Gulsah	TUR	2:02	1	1	3	0	5	+4:33.8
22	27	SUCHA Petra	CZE	2:46	0	0	1	2	3	+4:38.0
23	25	HAJDU Timea	ROU	2:34	2	0	1	1	4	+4:54.9
24	24	JESIPIONOK Ana	LTU	2:28	0	0	0	2	2	+4:56.8
25	16	OIKKONEN Sanni	FIN	1:50	1	1	4	1	7	+5:08.9
26	19	HUBITSKAYA Iryna	BLR	2:03	1	2	0	1	4	+5:12.1
27	31	POTYO Katalin	ROU	3:02	1	1	1	0	3	+5:12.6
28	23	SHAMANOUSKAYA Anastasiya	BLR	2:27	2	0	1	1	4	+5:28.6
29	29	LUKKARINEN Nenna	FIN	2:50	1	0	1	0	2	+5:30.0
30	22	TSYHANOVA Anastasiya	UKR	2:26	2	0	2	0	4	+5:46.5
31	28	HAIDELMEIEROVA Veronika	SVK	2:49	2	1	1	1	5	+6:04.8
32	36	DINDAITE Raminta	LTU	3:47	2	1	1	0	4	+6:16.0
33	32	MOOR Hanna	EST	3:18	1	0	2	1	4	+6:28.7
34	43	PRIBŎLOVSKAJA Ksenia	EST	5:23	0	1	2	0	3	+7:17.5
35	30	REMENOVA Maria	SVK	2:54	1	1	5	2	9	+7:33.4
36	40	DUSILOVA Karolina	CZE	4:50	2	2	1	3	8	+8:25.1
37	33	SONMEZ Bahar	TUR	3:23	2	3	3	1	9	+8:33.9
38	34	SVYNARENKO Kateryna	UKR	3:35	1	4	1	2	8	+8:47.8
39	38	PICZURA Magda	POL	4:20	2	3	2	1	8	+8:56.7
40	42	WASALA Paulina	POL	5:14	1	1	0	3	5	+9:21.4
41	37	PAWLICZEK Paulina	POL	4:18	3	2	4	4	13	+12:12.0
42	41	KURECIC Dora	CRO	5:09	1	2	3	4	10	+12:48.0
43	44	CELEBI Busra	TUR	6:12	2	4	3	5	14	+15:16.8
44	39	RADOSEVIC Ana	CRO	4:43	4	4	4	2	14	+15:44.0
45	46	DUZCE Nazlican	TUR	8:52	3	0	4	3	10	+16:16.3

Did Not Start

45	KYPIACHENKOVA Liubov	UKR	7:43
----	----------------------	-----	------

Legend:

P Prone **S** Standing **T** Total penalties



Competition Analysis

Rank	Bib	Name	NOC										T			
Loop 1		Loop 2		Loop 3		Loop 4		Loop 5		Result	Behind	Rank				
Time	Rank	Time	Rank	Time	Rank	Time	Rank	Time	Rank							
1	4	GRIGOREVA Anna	RUS										3	24:45.8	0.0	1
Cumulative Time	5:42.3	+18.7	2	10:55.0	+21.8	2	15:33.3	0.0	1	20:41.1	0.0	1	24:45.8	0.0	1	
Loop Time	5:14.3	+21.3	8	5:12.7	+13.5	6	4:38.3	0.0	1	5:07.8	+24.2	5	4:04.7	+25.0	9	
Shooting	1	49.0	+22.0	43	1	42.0	+13.0	=28	0	23.0	0.0	1	3	2:17.0	+23.0	11
Range Time																
Course Time													4:04.7	+25.0	9	
Penalty Time																
2	3	SHEVCHENKO Anastasia	RUS										4	25:22.9	+37.1	2
Cumulative Time	5:23.6	0.0	1	10:33.2	0.0	1	16:35.9	+1:02.6	2	21:30.9	+49.8	2	25:22.9	+37.1	2	
Loop Time	5:01.6	+8.6	2	5:09.6	+10.4	4	6:02.7	+1:24.4	28	4:55.0	+11.4	2	3:52.0	+12.3	3	
Shooting	0	37.0	+10.0	=18	1	37.0	+8.0	=16	3	30.0	+7.0	=6	0	36.0	+13.0	=29
Range Time																
Course Time													3:52.0	+12.3	3	
Penalty Time																
3	1	BENED Camille	FRA										6	26:21.8	+1:36.0	3
Cumulative Time	6:25.1	+1:01.5	7	11:51.2	+1:18.0	7	17:36.0	+2:02.7	9	22:33.1	+1:52.0	4	26:21.8	+1:36.0	3	
Loop Time	6:25.1	+1:32.1	40	5:26.1	+26.9	14	5:44.8	+1:06.5	19	4:57.1	+13.5	3	3:48.7	+9.0	2	
Shooting	3	41.0	+14.0	=35	1	39.0	+10.0	=21	2	30.0	+7.0	=6	0	28.0	+5.0	5
Range Time																
Course Time													3:48.7	+9.0	2	
Penalty Time																
4	2	DMYTRENKO Khrystyna	UKR										4	26:22.4	+1:36.6	4
Cumulative Time	5:52.0	+28.4	3	11:44.0	+1:10.8	5	16:40.0	+1:06.7	3	22:24.9	+1:43.8	3	26:22.4	+1:36.6	4	
Loop Time	5:30.0	+37.0	=15	5:52.0	+52.8	=34	4:56.0	+17.7	2	5:44.9	+1:01.3	22	3:57.5	+17.8	4	
Shooting	1	36.0	+9.0	=16	2	34.0	+5.0	=10	0	31.0	+8.0	=11	1	56.0	+33.0	45
Range Time																
Course Time													3:57.5	+17.8	4	
Penalty Time																
5	8	CHAUVEAU Sophie	FRA										5	26:23.1	+1:37.3	5
Cumulative Time	6:26.0	+1:02.4	8	12:20.8	+1:47.6	13	17:59.8	+2:26.5	12	22:43.4	+2:02.3	6	26:23.1	+1:37.3	5	
Loop Time	5:30.0	+37.0	=15	5:54.8	+55.6	36	5:39.0	+1:00.7	17	4:43.6	0.0	1	3:39.7	0.0	1	
Shooting	1	45.0	+18.0	=39	2	51.0	+22.0	41	2	31.0	+8.0	=11	0	30.0	+7.0	=8
Range Time																
Course Time													3:39.7	0.0	1	
Penalty Time																
6	5	SVOBODOVA Eliska	CZE										2	26:50.2	+2:04.4	6
Cumulative Time	6:03.2	+39.6	5	11:16.2	+43.0	3	16:59.0	+1:25.7	4	22:45.0	+2:03.9	7	26:50.2	+2:04.4	6	
Loop Time	5:17.2	+24.2	9	5:13.0	+13.8	=7	5:42.8	+1:04.5	18	5:46.0	+1:02.4	23	4:05.2	+25.5	12	
Shooting	0	45.0	+18.0	=39	0	46.0	+17.0	=36	1	40.0	+17.0	=35	1	39.0	+16.0	=36
Range Time																
Course Time													4:05.2	+25.5	12	
Penalty Time																
7	7	CHEVAT Lou-Anne	FRA										4	26:50.3	+2:04.5	7
Cumulative Time	5:59.1	+35.5	4	11:45.7	+1:12.5	6	17:11.4	+1:38.1	5	22:41.9	+2:00.8	5	26:50.3	+2:04.5	7	
Loop Time	5:03.1	+10.1	3	5:46.6	+47.4	31	5:25.7	+47.4	11	5:30.5	+46.9	=12	4:08.4	+28.7	14	
Shooting	0	40.0	+13.0	=27	2	32.0	+3.0	=3	1	34.0	+11.0	=21	1	34.0	+11.0	=24
Range Time																
Course Time													4:08.4	+28.7	14	
Penalty Time																
8	9	KERANEN Jenni	FIN										4	27:08.9	+2:23.1	8
Cumulative Time	6:07.5	+43.9	6	11:32.0	+58.8	4	17:29.1	+1:55.8	6	22:59.6	+2:18.5	8	27:08.9	+2:23.1	8	
Loop Time	5:09.5	+16.5	6	5:24.5	+25.3	13	5:57.1	+1:18.8	27	5:30.5	+46.9	=12	4:09.3	+29.6	15	
Shooting	0	29.0	+2.0	=2	1	32.0	+3.0	=3	2	31.0	+8.0	=11	1	29.0	+6.0	=6
Range Time																
Course Time													4:09.3	+29.6	15	
Penalty Time																



Competition Analysis

Rank	Bib	Name	NOC										T				
		Loop 1		Loop 2		Loop 3		Loop 4		Loop 5		Result	Behind	Rank			
		Time	Rank	Time	Rank	Time	Rank	Time	Rank	Time	Rank						
9	11	KERANEN Maija	FIN										3	27:32.5	+2:46.7	9	
Cumulative Time		7:03.3	+1:39.7	12	12:17.4	+1:44.2	11	17:44.3	+2:11.0	10	23:22.3	+2:41.2	10		27:32.5	+2:46.7	9
Loop Time		5:53.3	+1:00.3	27	5:14.1	+14.9	9	5:26.9	+48.6	12	5:38.0	+54.4	16	4:10.2	+30.5	16	
Shooting	1	41.0	+14.0	=35	0	39.0	+10.0	=21	1	30.0	+7.0	=6	1	31.0	+8.0	=13	
Range Time																	
Course Time														4:10.2	+30.5	16	
Penalty Time																	
10	14	HORVATOVA Henrieta	SVK										1	27:34.5	+2:48.7	10	
Cumulative Time		6:58.7	+1:35.1	11	12:15.9	+1:42.7	9	17:31.7	+1:58.4	8	23:13.1	+2:32.0	9		27:34.5	+2:48.7	10
Loop Time		5:22.7	+29.7	11	5:17.2	+18.0	10	5:15.8	+37.5	6	5:41.4	+57.8	18	4:21.4	+41.7	27	
Shooting	0	37.0	+10.0	=18	0	37.0	+8.0	=16	0	34.0	+11.0	=21	1	35.0	+12.0	=26	
Range Time																	
Course Time														4:21.4	+41.7	27	
Penalty Time																	
11	13	TEPLA Eliska	CZE										4	27:50.3	+3:04.5	11	
Cumulative Time		7:12.1	+1:48.5	13	12:42.9	+2:09.7	15	17:48.3	+2:15.0	11	23:47.5	+3:06.4	12		27:50.3	+3:04.5	11
Loop Time		5:38.1	+45.1	21	5:30.8	+31.6	16	5:05.4	+27.1	4	5:59.2	+1:15.6	31	4:02.8	+23.1	8	
Shooting	1	38.0	+11.0	=22	1	39.0	+10.0	=21	0	31.0	+8.0	=11	2	33.0	+10.0	=21	
Range Time																	
Course Time														4:02.8	+23.1	8	
Penalty Time																	
12	20	MARTON Eniko	ROU										3	27:50.3	+3:04.5	12	
Cumulative Time		6:57.0	+1:33.4	10	11:58.5	+1:25.3	8	17:29.7	+1:56.4	7	23:31.5	+2:50.4	11		27:50.3	+3:04.5	12
Loop Time		4:53.0	0.0	1	5:01.5	+2.3	2	5:31.2	+52.9	13	6:01.8	+1:18.2	32	4:18.8	+39.1	24	
Shooting	0	29.0	+2.0	=2	0	32.0	+3.0	=3	1	30.0	+7.0	=6	2	31.0	+8.0	=13	
Range Time																	
Course Time														4:18.8	+39.1	24	
Penalty Time																	
13	15	KUDAYEVA Darya	BLR										5	28:40.5	+3:54.7	13	
Cumulative Time		8:29.0	+3:05.4	24	13:40.8	+3:07.6	21	18:43.6	+3:10.3	16	24:37.8	+3:56.7	16		28:40.5	+3:54.7	13
Loop Time		6:41.0	+1:48.0	42	5:11.8	+12.6	5	5:02.8	+24.5	3	5:54.2	+1:10.6	30	4:02.7	+23.0	=6	
Shooting	3	36.0	+9.0	=16	0	32.0	+3.0	=3	0	1:07.0	+44.0	42	2	30.0	+7.0	=8	
Range Time																	
Course Time														4:02.7	+23.0	=6	
Penalty Time																	
14	21	VINDISAR Nika	SLO										5	28:42.0	+3:56.2	14	
Cumulative Time		7:17.9	+1:54.3	16	12:17.1	+1:43.9	10	18:33.6	+3:00.3	15	24:37.1	+3:56.0	15		28:42.0	+3:56.2	14
Loop Time		5:06.9	+13.9	5	4:59.2	0.0	1	6:16.5	+1:38.2	34	6:03.5	+1:19.9	33	4:04.9	+25.2	=10	
Shooting	0	33.0	+6.0	=9	0	38.0	+9.0	=19	3	30.0	+7.0	=6	2	34.0	+11.0	=24	
Range Time																	
Course Time														4:04.9	+25.2	=10	
Penalty Time																	
15	12	BOUCAUD Laura	FRA										7	28:47.0	+4:01.2	15	
Cumulative Time		7:14.5	+1:50.9	14	13:04.6	+2:31.4	18	19:07.7	+3:34.4	19	24:40.8	+3:59.7	17		28:47.0	+4:01.2	15
Loop Time		5:47.5	+54.5	24	5:50.1	+50.9	32	6:03.1	+1:24.8	30	5:33.1	+49.5	15	4:06.2	+26.5	13	
Shooting	2	38.0	+11.0	=22	2	39.0	+10.0	=21	2	35.0	+12.0	=28	1	30.0	+7.0	=8	
Range Time																	
Course Time														4:06.2	+26.5	13	
Penalty Time																	
16	10	VOZELJ Tais	SLO										6	28:47.4	+4:01.6	16	
Cumulative Time		6:42.1	+1:18.5	9	12:19.1	+1:45.9	12	18:22.1	+2:48.8	13	24:36.5	+3:55.4	14		28:47.4	+4:01.6	16
Loop Time		5:36.1	+43.1	19	5:37.0	+37.8	23	6:03.0	+1:24.7	29	6:14.4	+1:30.8	34	4:10.9	+31.2	17	
Shooting	1	39.0	+12.0	=25	1	35.0	+6.0	=14	2	33.0	+10.0	=17	2	36.0	+13.0	=29	
Range Time																	
Course Time														4:10.9	+31.2	17	
Penalty Time																	



Competition Analysis

Rank	Bib	Name	NOC										T			
Loop 1		Loop 2			Loop 3			Loop 4		Loop 5		Result	Behind	Rank		
Time	Rank	Time	Rank	Time	Rank	Time	Rank	Time	Rank	Time	Rank					
17	6	SIDOROVA Daria	RUS										9	28:52.4	+4:06.6	17
Cumulative Time	8:12.7	+2:49.1	22	14:04.7	+3:31.5	24	19:23.8	+3:50.5	20	24:47.5	+4:06.4	18	28:52.4	+4:06.6	17	
Loop Time	7:22.7	+2:29.7	44	5:52.0	+52.8	=34	5:19.1	+40.8	8	5:23.7	+40.1	11	4:04.9	+25.2	=10	
Shooting	5	1:23.0	+56.0	45	2	32.0	+3.0	=3	1	1:18.0	+55.0	45	1	27.0	+4.0	4
Range Time																
Course Time													4:04.9	+25.2	=10	
Penalty Time																
18	17	BADACZ Marcelina	POL										2	29:04.0	+4:18.2	18
Cumulative Time	7:16.4	+1:52.8	15	12:36.9	+2:03.7	14	18:32.3	+2:59.0	14	24:25.0	+3:43.9	13	29:04.0	+4:18.2	18	
Loop Time	5:19.4	+26.4	10	5:20.5	+21.3	11	5:55.4	+1:17.1	26	5:52.7	+1:09.1	29	4:39.0	+59.3	41	
Shooting	0	32.0	+5.0	=6	0	33.0	+4.0	=8	1	31.0	+8.0	=11	1	29.0	+6.0	=6
Range Time																
Course Time													4:39.0	+59.3	41	
Penalty Time																
19	26	KHATSIA NOVICH Katsiaryna	BLR										3	29:12.0	+4:26.2	19
Cumulative Time	8:54.9	+3:31.3	31	14:31.3	+3:58.1	31	19:49.3	+4:16.0	23	25:00.4	+4:19.3	19	29:12.0	+4:26.2	19	
Loop Time	6:15.9	+1:22.9	37	5:36.4	+37.2	21	5:18.0	+39.7	7	5:11.1	+27.5	6	4:11.6	+31.9	18	
Shooting	2	35.0	+8.0	=13	1	38.0	+9.0	=19	0	35.0	+12.0	=28	0	35.0	+12.0	=26
Range Time																
Course Time													4:11.6	+31.9	18	
Penalty Time																
20	35	BATMANOVA Anastasiia	RUS										1	29:16.3	+4:30.5	20
Cumulative Time	9:26.7	+4:03.1	34	15:01.4	+4:28.2	33	20:09.0	+4:35.7	29	25:15.2	+4:34.1	23	29:16.3	+4:30.5	20	
Loop Time	5:48.7	+55.7	26	5:34.7	+35.5	20	5:07.6	+29.3	5	5:06.2	+22.6	4	4:01.1	+21.4	5	
Shooting	1	42.0	+15.0	=37	0	42.0	+13.0	=28	0	39.0	+16.0	34	0	38.0	+15.0	=33
Range Time																
Course Time													4:01.1	+21.4	5	
Penalty Time																
21	18	AGA Gulsah	TUR										5	29:19.6	+4:33.8	21
Cumulative Time	7:25.4	+2:01.8	18	13:08.3	+2:35.1	19	19:53.4	+4:20.1	24	25:07.5	+4:26.4	22	29:19.6	+4:33.8	21	
Loop Time	5:23.4	+30.4	12	5:42.9	+43.7	29	6:45.1	+2:06.8	38	5:14.1	+30.5	7	4:12.1	+32.4	20	
Shooting	1	38.0	+11.0	=22	1	46.0	+17.0	=36	3	37.0	+14.0	=31	0	32.0	+9.0	=17
Range Time																
Course Time													4:12.1	+32.4	20	
Penalty Time																
22	27	SUCHA Petra	CZE										3	29:23.8	+4:38.0	22
Cumulative Time	7:50.4	+2:26.8	19	12:58.4	+2:25.2	17	18:45.0	+3:11.7	17	25:02.2	+4:21.1	20	29:23.8	+4:38.0	22	
Loop Time	5:04.4	+11.4	4	5:08.0	+8.8	3	5:46.6	+1:08.3	=20	6:17.2	+1:33.6	35	4:21.6	+41.9	=28	
Shooting	0	30.0	+3.0	4	0	35.0	+6.0	=14	1	44.0	+21.0	=38	2	50.0	+27.0	44
Range Time																
Course Time													4:21.6	+41.9	=28	
Penalty Time																
23	25	HAJDU Timea	ROU										4	29:40.7	+4:54.9	23
Cumulative Time	8:34.8	+3:11.2	25	13:47.8	+3:14.6	22	19:34.4	+4:01.1	21	25:23.3	+4:42.2	24	29:40.7	+4:54.9	23	
Loop Time	6:00.8	+1:07.8	31	5:13.0	+13.8	=7	5:46.6	+1:08.3	=20	5:48.9	+1:05.3	26	4:17.4	+37.7	22	
Shooting	2	31.0	+4.0	5	0	31.0	+2.0	2	1	26.0	+3.0	2	1	26.0	+3.0	3
Range Time																
Course Time													4:17.4	+37.7	22	
Penalty Time																
24	24	JESIPIONOK Ana	LTU										2	29:42.6	+4:56.8	24
Cumulative Time	7:52.6	+2:29.0	20	13:24.5	+2:51.3	20	18:45.2	+3:11.9	18	25:04.3	+4:23.2	21	29:42.6	+4:56.8	24	
Loop Time	5:24.6	+31.6	13	5:31.9	+32.7	18	5:20.7	+42.4	9	6:19.1	+1:35.5	36	4:38.3	+58.6	40	
Shooting	0	27.0	0.0	1	0	33.0	+4.0	=8	0	1:09.0	+46.0	43	2	25.0	+2.0	2
Range Time																
Course Time													4:38.3	+58.6	40	
Penalty Time																



Competition Analysis

Rank	Bib	Name	NOC										T			
Loop 1		Loop 2				Loop 3				Loop 4		Loop 5		Result	Behind	Rank
Time	Rank	Time	Rank	Time	Rank	Time	Rank	Time	Rank	Time	Rank					
25	16	OIKKONEN Sanni	FIN										7	29:54.7	+5:08.9	25
Cumulative Time	7:24.7	+2:01.1	17	12:56.3	+2:23.1	16	19:59.2	+4:25.9	25	25:42.9	+5:01.8	27		29:54.7	+5:08.9	25
Loop Time	5:34.7	+41.7	18	5:31.6	+32.4	17	7:02.9	+2:24.6	40	5:43.7	+1:00.1	19	4:11.8	+32.1	19	
Shooting	1	40.0	+13.0	=27	1	41.0	+12.0	27	4	34.0	+11.0	=21	1	33.0	+10.0	=21
Range Time																
Course Time													4:11.8	+32.1	19	
Penalty Time																
26	19	HUBITSKAYA Iryna	BLR										4	29:57.9	+5:12.1	26
Cumulative Time	7:56.8	+2:33.2	21	14:22.7	+3:49.5	29	19:46.8	+4:13.5	22	25:31.1	+4:50.0	26		29:57.9	+5:12.1	26
Loop Time	5:53.8	+1:00.8	28	6:25.9	+1:26.7	38	5:24.1	+45.8	10	5:44.3	+1:00.7	20	4:26.8	+47.1	31	
Shooting	1	32.0	+5.0	=6	2	39.0	+10.0	=21	0	28.0	+5.0	4	1	30.0	+7.0	=8
Range Time																
Course Time													4:26.8	+47.1	31	
Penalty Time																
27	31	POTYO Katalin	ROU										3	29:58.4	+5:12.6	27
Cumulative Time	8:36.1	+3:12.5	27	14:17.2	+3:44.0	28	20:05.5	+4:32.2	27	25:28.6	+4:47.5	25		29:58.4	+5:12.6	27
Loop Time	5:34.1	+41.1	17	5:41.1	+41.9	27	5:48.3	+1:10.0	22	5:23.1	+39.5	10	4:29.8	+50.1	34	
Shooting	1	32.0	+5.0	=6	1	34.0	+5.0	=10	1	31.0	+8.0	=11	0	31.0	+8.0	=13
Range Time																
Course Time													4:29.8	+50.1	34	
Penalty Time																
28	23	SHAMANOUSKAYA Anastasiya	BLR										4	30:14.4	+5:28.6	28
Cumulative Time	8:38.6	+3:15.0	29	14:15.4	+3:42.2	27	20:04.3	+4:31.0	26	25:56.2	+5:15.1	29		30:14.4	+5:28.6	28
Loop Time	6:11.6	+1:18.6	=35	5:36.8	+37.6	22	5:48.9	+1:10.6	23	5:51.9	+1:08.3	28	4:18.2	+38.5	23	
Shooting	2	40.0	+13.0	=27	0	59.0	+30.0	44	1	40.0	+17.0	=35	1	40.0	+17.0	=38
Range Time																
Course Time													4:18.2	+38.5	23	
Penalty Time																
29	29	LUKKARINEN Nenna	FIN										2	30:15.8	+5:30.0	29
Cumulative Time	8:35.4	+3:11.8	26	14:14.2	+3:41.0	26	20:07.4	+4:34.1	28	25:53.6	+5:12.5	28		30:15.8	+5:30.0	29
Loop Time	5:45.4	+52.4	=22	5:38.8	+39.6	25	5:53.2	+1:14.9	25	5:46.2	+1:02.6	24	4:22.2	+42.5	30	
Shooting	1	40.0	+13.0	=27	0	56.0	+27.0	43	1	34.0	+11.0	=21	0	32.0	+9.0	=17
Range Time																
Course Time													4:22.2	+42.5	30	
Penalty Time																
30	22	TSYHANOVA Anastasiya	UKR										4	30:32.3	+5:46.5	30
Cumulative Time	8:37.4	+3:13.8	28	14:08.0	+3:34.8	25	20:39.5	+5:06.2	31	26:10.7	+5:29.6	30		30:32.3	+5:46.5	30
Loop Time	6:11.4	+1:18.4	34	5:30.6	+31.4	15	6:31.5	+1:53.2	36	5:31.2	+47.6	14	4:21.6	+41.9	=28	
Shooting	2	39.0	+12.0	=25	0	47.0	+18.0	=38	2	42.0	+19.0	37	0	37.0	+14.0	=31
Range Time																
Course Time													4:21.6	+41.9	=28	
Penalty Time																
31	28	HAIDELMEIEROVA Veronika	SVK										5	30:50.6	+6:04.8	31
Cumulative Time	8:52.3	+3:28.7	30	14:37.8	+4:04.6	32	20:29.3	+4:56.0	30	26:17.1	+5:36.0	31		30:50.6	+6:04.8	31
Loop Time	6:03.3	+1:10.3	32	5:45.5	+46.3	30	5:51.5	+1:13.2	24	5:47.8	+1:04.2	25	4:33.5	+53.8	36	
Shooting	2	33.0	+6.0	=9	1	34.0	+5.0	=10	1	33.0	+10.0	=17	1	31.0	+8.0	=13
Range Time																
Course Time													4:33.5	+53.8	36	
Penalty Time																
32	36	DINDAITE Raminta	LTU										4	31:01.8	+6:16.0	32
Cumulative Time	9:55.6	+4:32.0	36	15:38.0	+5:04.8	34	21:16.3	+5:43.0	33	26:34.8	+5:53.7	32		31:01.8	+6:16.0	32
Loop Time	6:08.6	+1:15.6	33	5:42.4	+43.2	28	5:38.3	+1:00.0	15	5:18.5	+34.9	9	4:27.0	+47.3	32	
Shooting	2	35.0	+8.0	=13	1	34.0	+5.0	=10	1	29.0	+6.0	5	0	32.0	+9.0	=17
Range Time																
Course Time													4:27.0	+47.3	32	
Penalty Time																



Competition Analysis

Rank	Bib	Name	NOC										T			
		Loop 1		Loop 2		Loop 3		Loop 4		Loop 5		Result	Behind	Rank		
		Time	Rank	Time	Rank	Time	Rank	Time	Rank	Time	Rank					
33	32	MOOR Hanna										EST	4	31:14.5	+6:28.7	33
Cumulative Time	9:06.3	+3:42.7	32	14:27.6	+3:54.4	30	20:45.0	+5:11.7	32	26:36.6	+5:55.5	33	31:14.5	+6:28.7	33	
Loop Time	5:48.3	+55.3	25	5:21.3	+22.1	12	6:17.4	+1:39.1	35	5:51.6	+1:08.0	27	4:37.9	+58.2	39	
Shooting	1	40.0	+13.0	=27	0	37.0	+8.0	=16	2	34.0	+11.0	=21	1	32.0	+9.0	=17
Range Time																
Course Time													4:37.9	+58.2	39	
Penalty Time																
34	43	PRIBOLOVSKAJA Ksenia										EST	3	32:03.3	+7:17.5	34
Cumulative Time	10:34.3	+5:10.7	38	16:14.2	+5:41.0	35	22:26.0	+6:52.7	36	27:43.0	+7:01.9	34	32:03.3	+7:17.5	34	
Loop Time	5:11.3	+18.3	7	5:39.9	+40.7	26	6:11.8	+1:33.5	32	5:17.0	+33.4	8	4:20.3	+40.6	26	
Shooting	0	33.0	+6.0	=9	1	43.0	+14.0	=32	2	34.0	+11.0	=21	0	35.0	+12.0	=26
Range Time																
Course Time													4:20.3	+40.6	26	
Penalty Time																
35	30	REMENOVA Maria										SVK	9	32:19.2	+7:33.4	35
Cumulative Time	8:23.0	+2:59.4	23	14:01.2	+3:28.0	23	21:37.8	+6:04.5	34	28:04.1	+7:23.0	35	32:19.2	+7:33.4	35	
Loop Time	5:29.0	+36.0	14	5:38.2	+39.0	24	7:36.6	+2:58.3	43	6:26.3	+1:42.7	37	4:15.1	+35.4	21	
Shooting	1	37.0	+10.0	=18	1	39.0	+10.0	=21	5	37.0	+14.0	=31	2	45.0	+22.0	43
Range Time																
Course Time													4:15.1	+35.4	21	
Penalty Time																
36	40	DUSILOVA Karolina										CZE	8	33:10.9	+8:25.1	36
Cumulative Time	10:46.3	+5:22.7	39	16:54.5	+6:21.3	39	22:33.4	+7:00.1	37	29:08.2	+8:27.1	38	33:10.9	+8:25.1	36	
Loop Time	5:56.3	+1:03.3	29	6:08.2	+1:09.0	37	5:38.9	+1:00.6	16	6:34.8	+1:51.2	39	4:02.7	+23.0	=6	
Shooting	2	40.0	+13.0	=27	2	43.0	+14.0	=32	1	33.0	+10.0	=17	3	40.0	+17.0	=38
Range Time																
Course Time													4:02.7	+23.0	=6	
Penalty Time																
37	33	SONMEZ Bahar										TUR	9	33:19.7	+8:33.9	37
Cumulative Time	9:39.9	+4:16.3	35	16:32.1	+5:58.9	37	23:12.6	+7:39.3	39	28:52.6	+8:11.5	36	33:19.7	+8:33.9	37	
Loop Time	6:16.9	+1:23.9	38	6:52.2	+1:53.0	41	6:40.5	+2:02.2	37	5:40.0	+56.4	17	4:27.1	+47.4	33	
Shooting	2	40.0	+13.0	=27	3	42.0	+13.0	=28	3	33.0	+10.0	=17	1	30.0	+7.0	=8
Range Time																
Course Time													4:27.1	+47.4	33	
Penalty Time																
38	34	SVYNARENKO Kateryna										UKR	8	33:33.6	+8:47.8	38
Cumulative Time	9:12.9	+3:49.3	33	16:29.3	+5:56.1	36	22:34.0	+7:00.7	38	29:00.8	+8:19.7	37	33:33.6	+8:47.8	38	
Loop Time	5:37.9	+44.9	20	7:16.4	+2:17.2	43	6:04.7	+1:26.4	31	6:26.8	+1:43.2	38	4:32.8	+53.1	35	
Shooting	1	42.0	+15.0	=37	4	45.0	+16.0	35	1	44.0	+21.0	=38	2	40.0	+17.0	=38
Range Time																
Course Time													4:32.8	+53.1	35	
Penalty Time																
39	38	PICZURA Magda										POL	8	33:42.5	+8:56.7	39
Cumulative Time	10:31.6	+5:08.0	37	17:24.7	+6:51.5	40	23:39.2	+8:05.9	40	29:23.6	+8:42.5	39	33:42.5	+8:56.7	39	
Loop Time	6:11.6	+1:18.6	=35	6:53.1	+1:53.9	42	6:14.5	+1:36.2	33	5:44.4	+1:00.8	21	4:18.9	+39.2	25	
Shooting	2	45.0	+18.0	=39	3	44.0	+15.0	34	2	46.0	+23.0	40	1	38.0	+15.0	=33
Range Time																
Course Time													4:18.9	+39.2	25	
Penalty Time																
40	42	WASALA Paulina										POL	5	34:07.2	+9:21.4	40
Cumulative Time	10:59.4	+5:35.8	41	16:49.8	+6:16.6	38	22:22.3	+6:49.0	35	29:24.4	+8:43.3	40	34:07.2	+9:21.4	40	
Loop Time	5:45.4	+52.4	=22	5:50.4	+51.2	33	5:32.5	+54.2	14	7:02.1	+2:18.5	41	4:42.8	+1:03.1	42	
Shooting	1	33.0	+6.0	=9	1	29.0	0.0	1	0	27.0	+4.0	3	3	33.0	+10.0	=21
Range Time																
Course Time													4:42.8	+1:03.1	42	
Penalty Time																



Competition Analysis

Rank	Bib	Name	NOC										T							
		Loop 1		Loop 2		Loop 3		Loop 4		Loop 5		Result	Behind	Rank						
		Time	Rank	Time	Rank	Time	Rank	Time	Rank	Time	Rank									
41	37	PAWLICZEK Paulina										POL	13	36:57.8	+12:12.0	41				
Cumulative Time		10:53.8	+5:30.2	40	17:26.2	+6:53.0	41	24:48.7	+9:15.4	41	32:20.7	+11:39.6	41		36:57.8	+12:12.0	41			
Loop Time		6:35.8	+1:42.8	41	6:32.4	+1:33.2	39	7:22.5	+2:44.2	42	7:32.0	+2:48.4	43	4:37.1	+57.4	38				
Shooting	3	35.0	+8.0	=13	2	47.0	+18.0	=38	4	35.0	+12.0	=28	4	39.0	+16.0	=36	13	2:36.0	+42.0	=27
Range Time																				
Course Time														4:37.1	+57.4	38				
Penalty Time																				
42	41	KURECIC Dora										CRO	10	37:33.8	+12:48.0	42				
Cumulative Time		11:07.0	+5:43.4	42	17:49.1	+7:15.9	42	25:02.3	+9:29.0	42	32:47.5	+12:06.4	42		37:33.8	+12:48.0	42			
Loop Time		5:58.0	+1:05.0	30	6:42.1	+1:42.9	40	7:13.2	+2:34.9	41	7:45.2	+3:01.6	44	4:46.3	+1:06.6	43				
Shooting	1	50.0	+23.0	44	2	48.0	+19.0	40	3	54.0	+31.0	41	4	43.0	+20.0	42	10	3:15.0	+1:21.0	44
Range Time																				
Course Time														4:46.3	+1:06.6	43				
Penalty Time																				
43	44	CELEBI Busra										TUR	14	40:02.6	+15:16.8	43				
Cumulative Time		12:33.6	+7:10.0	44	20:24.8	+9:51.6	43	27:24.0	+11:50.7	43	35:26.6	+14:45.5	43		40:02.6	+15:16.8	43			
Loop Time		6:21.6	+1:28.6	39	7:51.2	+2:52.0	44	6:59.2	+2:20.9	39	8:02.6	+3:19.0	45	4:36.0	+56.3	37				
Shooting	2	37.0	+10.0	=18	4	1:00.0	+31.0	45	3	34.0	+11.0	=21	5	38.0	+15.0	=33	14	2:49.0	+55.0	37
Range Time																				
Course Time														4:36.0	+56.3	37				
Penalty Time																				
44	39	RADOSEVIC Ana										CRO	14	40:29.8	+15:44.0	44				
Cumulative Time		12:29.5	+7:05.9	43	21:09.4	+10:36.2	44	28:58.3	+13:25.0	45	35:42.1	+15:01.0	44		40:29.8	+15:44.0	44			
Loop Time		7:46.5	+2:53.5	45	8:39.9	+3:40.7	45	7:48.9	+3:10.6	45	6:43.8	+2:00.2	40	4:47.7	+1:08.0	44				
Shooting	4	48.0	+21.0	42	4	52.0	+23.0	42	4	37.0	+14.0	=31	2	40.0	+17.0	=38	14	2:57.0	+1:03.0	41
Range Time																				
Course Time														4:47.7	+1:08.0	44				
Penalty Time																				
45	46	DUZCE Nazlican										TUR	10	41:02.1	+16:16.3	45				
Cumulative Time		15:43.5	+10:19.9	45	21:17.6	+10:44.4	45	28:57.6	+13:24.3	44	36:13.8	+15:32.7	45		41:02.1	+16:16.3	45			
Loop Time		6:51.5	+1:58.5	43	5:34.1	+34.9	19	7:40.0	+3:01.7	44	7:16.2	+2:32.6	42	4:48.3	+1:08.6	45				
Shooting	3	40.0	+13.0	=27	0	42.0	+13.0	=28	4	1:10.0	+47.0	44	3	37.0	+14.0	=31	10	3:09.0	+1:15.0	43
Range Time																				
Course Time														4:48.3	+1:08.6	45				
Penalty Time																				
Did Not Start																				
45	KYPIACHENKOVA Liubov										UKR									

Legend:
= Equal sign indicates that two or more competitors share the same rank T Total penalties



Final Results - Competition Data Summary

Participation

Number of Entries	46
Did Not Start	1
Did Not Finish	0
Disqualified	0
Disqualified for unsportsmanlike behaviour	0
Ranked Competitors	45

Weather Conditions

	30 min. before Start	At Start Time	30 min. after Start	At End Time
Weather	Mostly Cloudy	Mostly Cloudy	Mostly Cloudy	Mostly Cloudy
Snow Condition	Packed	Packed	Packed	Packed
Snow Temperature	-14.0 °C / 6.8 °F	-14.0 °C / 6.8 °F	-14.0 °C / 6.8 °F	-14.0 °C / 6.8 °F
Air Temperature	-9.0 °C / 15.8 °F	-9.0 °C / 15.8 °F	-9.0 °C / 15.8 °F	-9.0 °C / 15.8 °F
Humidity	56 %	56 %	56 %	56 %
Wind Direction/Speed	N / 1.0 m/s	N / 1.0 m/s	N / 1.0 m/s	N / 1.0 m/s

Jury Information

IBU Technical Delegate - Chairman	KORDEZ Matej (SLO)
Competition Chief	ERZURUM Ilhan (TUR)
Member	DUMONT Christian (FRA)
Member	MARTON Szilard (ROU)
Member	SELIFONOV Alexandre (RUS)

Course Information

orange 1500 m + orange 1500 m + orange 1500 m + orange 1500 m + orange 1500 m

Total Course Length	7500 m
Height Difference (HD)	21 m
Max. Climb (MM)	8 m
Total Climb (MT)	300 m

Jury decisions

none

IBU Technical Delegate

KORDEZ Matej (SLO)

Legend:

N North



**EUROPEAN
YOUTH
OLYMPIC
FESTIVAL**



Results Book



BIATHLON

Boys' 7.5km Sprint



Final Results

Rank	Bib	Name	NOC	P	S	T	Result	Behind
1	44	HORNIG Vitezslav	CZE	0	0	0	19:46.9	0.0
2	14	SIIMER Kristo	EST	1	0	1	20:02.4	+15.5
3	30	PERVUSHIN Mikhail	RUS	1	1	2	20:02.7	+15.8
4	13	BRIFFAZ Thomas	FRA	0	0	0	20:03.1	+16.2
5	35	DREZET Jason	FRA	0	0	0	20:12.2	+25.3
6	45	VIUKHIN Andrei	RUS	2	1	3	20:23.8	+36.9
7	39	KARLIK Mikulas	CZE	0	2	2	20:28.4	+41.5
8	24	PANTTILA Santtu	FIN	0	0	0	20:31.2	+44.3
9	23	TASHTIMEROV Denis	RUS	0	2	2	20:39.7	+52.8
10	27	HELDNA Robert	EST	0	2	2	20:44.0	+57.1
11	37	AOLAID Marten	EST	0	1	1	21:00.4	+1:13.5
12	12	OTTINGER Lukas	SVK	0	2	2	21:16.4	+1:29.5
13	49	HOKKA Juho	FIN	1	1	2	21:21.0	+1:34.1
14	5	BELKO Pavel	BLR	2	1	3	21:29.7	+1:42.8
15	34	TITOC Vasile Andrei	ROU	0	1	1	21:32.0	+1:45.1
16	36	SKLENARIK Tomas	SVK	1	1	2	21:37.9	+1:51.0
17	22	ROMANCHYCH Vladyslav	UKR	0	1	1	21:38.1	+1:51.2
18	31	CISAR Alex	SLO	1	3	4	21:38.3	+1:51.4
19	18	BOURGEOIS REPUBLIQUE Martin	FRA	2	1	3	21:39.7	+1:52.8
20	25	PETUKHOU Aliaksandr	BLR	1	2	3	21:41.7	+1:54.8
21	33	KUUTTINEN Patrik	FIN	1	2	3	21:47.0	+2:00.1
22	42	RAFFIN Leo	FRA	1	1	2	21:48.9	+2:02.0
23	11	IVCHENKO Yevhen	UKR	2	2	4	22:06.8	+2:19.9
24	51	VSIVTSEV Mart	EST	3	0	3	22:15.7	+2:28.8
25	19	DEBELJAK Blaz	SLO	0	4	4	22:17.2	+2:30.3
26	21	KOCIAN Jakub	CZE	1	3	4	22:19.6	+2:32.7
27	20	VUDVUD Nicolae	MDA	0	1	1	22:28.8	+2:41.9
28	32	MACKINE Jokubas	LTU	0	2	2	22:32.2	+2:45.3
29	47	IGLICAR Ziga	SLO	1	1	2	22:36.6	+2:49.7
30	16	ROMANOV Nikita	LTU	1	2	3	22:40.2	+2:53.3
31	15	ALALMA Okan	TUR	3	1	4	22:46.0	+2:59.1
32	38	NYCHYPORENKO Mykola	UKR	1	3	4	22:51.8	+3:04.9
33	6	SEROKHVOSTOV Daniil	RUS	4	4	8	22:56.2	+3:09.3
34	4	INVENIUS Otto	FIN	2	4	6	23:02.6	+3:15.7
35	29	MATSETSKI Andrei	BLR	1	2	3	23:06.9	+3:20.0
36	26	SLEZAK Viktor	SVK	2	2	4	23:11.0	+3:24.1
37	17	DUIICU Adelin Miodrag	ROU	1	2	3	23:12.3	+3:25.4
38	46	RUSU Vasile	ROU	1	2	3	23:34.6	+3:47.7
39	1	COLTEA George Marian	ROU	4	3	7	23:55.3	+4:08.4
40	3	BERGANSKI Kacper	POL	3	3	6	24:00.2	+4:13.3
41	41	KALUZNY Krystian	POL	4	1	5	24:07.7	+4:20.8
42	7	COLIC Milos	BIH	3	3	6	24:19.3	+4:32.4
43	43	ATAS Adem	TUR	2	2	4	24:27.5	+4:40.6
44	10	GREGOR Tomas	CZE	2	3	5	24:31.0	+4:44.1
45	52	NESTSIARENKA Mikita	BLR	2	4	6	24:35.0	+4:48.1
46	8	PAPASIS Panagiotis	GRE	2	2	4	24:38.5	+4:51.6
47	50	HONCHEREVSKYI Vladyslav	UKR	3	3	6	24:50.6	+5:03.7
48	40	YASAR Hayri	TUR	3	5	8	25:07.8	+5:20.9
49	9	DEMIR Cihad	TUR	3	3	6	25:15.8	+5:28.9
50	28	GUNKA Kacper	POL	2	3	5	25:16.8	+5:29.9
51	48	SZWAST Micha	POL	3	4	7	26:35.2	+6:48.3

Did Not Start

2 ZIDAR Jure SLO

Legend:

P Prone S Standing T Total penalties



Competition Analysis

Rank	Bib	Name	NOC						T			Result	Behind	Rank
		Loop 1			Loop 2			Loop 3						
		Time	Behind	Rank	Time	Behind	Rank	Time	Behind	Rank				
1	44	HORNIG Vitezslav	CZE						0	19:46.9	0.0	1		
Cumulative Time		6:54.9	+4.1	3	13:58.5	+3.4	2				19:46.9	0.0	1	
Loop Time		6:54.9	+4.1	3	7:03.6	+10.7	6	5:48.4	+6.0	2				
Shooting		0	31.0	+5.0	6	0	43.0	+23.0	=36	0	1:14.0	+28.0	17	
Range Time														
Course Time								5:48.4	+6.0	2				
Penalty Time														
2	14	SIIMER Kristo	EST						1	20:02.4	+15.5	2		
Cumulative Time		7:12.3	+21.5	14	14:05.2	+10.1	4				20:02.4	+15.5	2	
Loop Time		7:12.3	+21.5	14	6:52.9	0.0	1	5:57.2	+14.8	6				
Shooting		1	52.0	+26.0	41	0	23.0	+3.0	=2	1	1:15.0	+29.0	=18	
Range Time														
Course Time								5:57.2	+14.8	6				
Penalty Time														
3	30	PERVUSHIN Mikhail	RUS						2	20:02.7	+15.8	3		
Cumulative Time		7:10.9	+20.1	12	14:11.4	+16.3	5				20:02.7	+15.8	3	
Loop Time		7:10.9	+20.1	12	7:00.5	+7.6	3	5:51.3	+8.9	4				
Shooting		1	27.0	+1.0	2	1	23.0	+3.0	=2	2	50.0	+4.0	2	
Range Time														
Course Time								5:51.3	+8.9	4				
Penalty Time														
4	13	BRIFFAZ Thomas	FRA						0	20:03.1	+16.2	4		
Cumulative Time		6:58.6	+7.8	4	13:55.1	0.0	1				20:03.1	+16.2	4	
Loop Time		6:58.6	+7.8	4	6:56.5	+3.6	2	6:08.0	+25.6	10				
Shooting		0	40.0	+14.0	=18	0	31.0	+11.0	=10	0	1:11.0	+25.0	15	
Range Time														
Course Time								6:08.0	+25.6	10				
Penalty Time														
5	35	DREZET Jason	FRA						0	20:12.2	+25.3	5		
Cumulative Time		6:58.7	+7.9	5	14:01.1	+6.0	3				20:12.2	+25.3	5	
Loop Time		6:58.7	+7.9	5	7:02.4	+9.5	=4	6:11.1	+28.7	13				
Shooting		0	38.0	+12.0	17	0	31.0	+11.0	=10	0	1:09.0	+23.0	=10	
Range Time														
Course Time								6:11.1	+28.7	13				
Penalty Time														
6	45	VIUKHIN Andrei	RUS						3	20:23.8	+36.9	6		
Cumulative Time		7:31.6	+40.8	19	14:34.0	+38.9	8				20:23.8	+36.9	6	
Loop Time		7:31.6	+40.8	19	7:02.4	+9.5	=4	5:49.8	+7.4	3				
Shooting		2	26.0	0.0	1	1	20.0	0.0	1	3	46.0	0.0	1	
Range Time														
Course Time								5:49.8	+7.4	3				
Penalty Time														
7	39	KARLIK Mikulas	CZE						2	20:28.4	+41.5	7		
Cumulative Time		7:06.1	+15.3	10	14:46.0	+50.9	12				20:28.4	+41.5	7	
Loop Time		7:06.1	+15.3	10	7:39.9	+47.0	16	5:42.4	0.0	1				
Shooting		0	41.0	+15.0	=21	2	43.0	+23.0	=36	2	1:24.0	+38.0	=25	
Range Time														
Course Time								5:42.4	0.0	1				
Penalty Time														
8	24	PANTTILA Santtu	FIN						0	20:31.2	+44.3	8		
Cumulative Time		7:07.0	+16.2	11	14:12.6	+17.5	6				20:31.2	+44.3	8	
Loop Time		7:07.0	+16.2	11	7:05.6	+12.7	7	6:18.6	+36.2	18				
Shooting		0	33.0	+7.0	=8	0	23.0	+3.0	=2	0	56.0	+10.0	3	
Range Time														
Course Time								6:18.6	+36.2	18				
Penalty Time														



Competition Analysis

Rank	Bib	Name	NOC						T				
			Loop 1		Loop 2		Loop 3			Result	Behind	Rank	
			Time	Behind	Rank	Time	Behind	Rank	Time	Behind	Rank		
9	23	TASHTIMEROV Denis	RUS						2	20:39.7	+52.8	9	
Cumulative Time		7:03.6	+12.8	8	14:38.5	+43.4	10				20:39.7	+52.8	9
Loop Time		7:03.6	+12.8	8	7:34.9	+42.0	11	6:01.2	+18.8	8			
Shooting	0	34.0	+8.0	=12	2	23.0	+3.0	=2	2		57.0	+11.0	4
Range Time													
Course Time								6:01.2	+18.8	8			
Penalty Time													
10	27	HELDNA Robert	EST						2	20:44.0	+57.1	10	
Cumulative Time		6:50.8	0.0	1	14:34.1	+39.0	9				20:44.0	+57.1	10
Loop Time		6:50.8	0.0	1	7:43.3	+50.4	17	6:09.9	+27.5	12			
Shooting	0	32.0	+6.0	7	2	48.0	+28.0	=42	2		1:20.0	+34.0	=20
Range Time													
Course Time								6:09.9	+27.5	12			
Penalty Time													
11	37	AOLAID Marten	EST						1	21:00.4	+1:13.5	11	
Cumulative Time		7:05.6	+14.8	9	14:32.9	+37.8	7				21:00.4	+1:13.5	11
Loop Time		7:05.6	+14.8	9	7:27.3	+34.4	10	6:27.5	+45.1	27			
Shooting	0	37.0	+11.0	=15	1	32.0	+12.0	=15	1		1:09.0	+23.0	=10
Range Time													
Course Time								6:27.5	+45.1	27			
Penalty Time													
12	12	OTTINGER Lukas	SVK						2	21:16.4	+1:29.5	12	
Cumulative Time		6:58.9	+8.1	6	15:00.4	+1:05.3	13				21:16.4	+1:29.5	12
Loop Time		6:58.9	+8.1	6	8:01.5	+1:08.6	22	6:16.0	+33.6	17			
Shooting	0	30.0	+4.0	=4	2	57.0	+37.0	50	2		1:27.0	+41.0	=30
Range Time													
Course Time								6:16.0	+33.6	17			
Penalty Time													
13	49	HOKKA Juho	FIN						2	21:21.0	+1:34.1	13	
Cumulative Time		7:30.4	+39.6	18	15:06.7	+1:11.6	15				21:21.0	+1:34.1	13
Loop Time		7:30.4	+39.6	18	7:36.3	+43.4	13	6:14.3	+31.9	15			
Shooting	1	41.0	+15.0	=21	1	39.0	+19.0	=30	2		1:20.0	+34.0	=20
Range Time													
Course Time								6:14.3	+31.9	15			
Penalty Time													
14	5	BELKO Pavel	BLR						3	21:29.7	+1:42.8	14	
Cumulative Time		8:00.0	+1:09.2	33	15:25.8	+1:30.7	19				21:29.7	+1:42.8	14
Loop Time		8:00.0	+1:09.2	33	7:25.8	+32.9	9	6:03.9	+21.5	9			
Shooting	2	1:29.0	+1:03.0	51	1	25.0	+5.0	6	3		1:54.0	+1:08.0	51
Range Time													
Course Time								6:03.9	+21.5	9			
Penalty Time													
15	34	TITOC Vasile Andrei	ROU						1	21:32.0	+1:45.1	15	
Cumulative Time		7:25.1	+34.3	16	15:02.3	+1:07.2	14				21:32.0	+1:45.1	15
Loop Time		7:25.1	+34.3	16	7:37.2	+44.3	14	6:29.7	+47.3	29			
Shooting	0	40.0	+14.0	=18	1	29.0	+9.0	8	1		1:09.0	+23.0	=10
Range Time													
Course Time								6:29.7	+47.3	29			
Penalty Time													
16	36	SKLENARIK Tomas	SVK						2	21:37.9	+1:51.0	16	
Cumulative Time		7:43.3	+52.5	25	15:19.1	+1:24.0	18				21:37.9	+1:51.0	16
Loop Time		7:43.3	+52.5	25	7:35.8	+42.9	12	6:18.8	+36.4	19			
Shooting	1	48.0	+22.0	=36	1	33.0	+13.0	=19	2		1:21.0	+35.0	=22
Range Time													
Course Time								6:18.8	+36.4	19			
Penalty Time													



Competition Analysis

Rank	Bib	Name	NOC						T					
		Loop 1			Loop 2			Loop 3			Result	Behind	Rank	
		Time	Behind	Rank	Time	Behind	Rank	Time	Behind	Rank				
17	22	ROMANCHYCH Vladyslav	UKR						1	21:38.1	+1:51.2	17		
Cumulative Time		6:52.4	+1.6	2	14:42.4	+47.3	11				21:38.1	+1:51.2	17	
Loop Time		6:52.4	+1.6	2	7:50.0	+57.1	20	6:55.7	+1:13.3	48				
Shooting		0	30.0	+4.0	=4	1	33.0	+13.0	=19		1	1:03.0	+17.0	7
Range Time														
Course Time								6:55.7	+1:13.3	48				
Penalty Time														
18	31	CISAR Alex	SLO						4	21:38.3	+1:51.4	18		
Cumulative Time		7:12.4	+21.6	15	15:29.1	+1:34.0	21				21:38.3	+1:51.4	18	
Loop Time		7:12.4	+21.6	15	8:16.7	+1:23.8	29	6:09.2	+26.8	11				
Shooting		1	49.0	+23.0	38	3	50.0	+30.0	45		4	1:39.0	+53.0	=44
Range Time														
Course Time								6:09.2	+26.8	11				
Penalty Time														
19	18	BOURGEAIS REPUBLIQUE Martin	FRA						3	21:39.7	+1:52.8	19		
Cumulative Time		7:40.4	+49.6	23	15:19.0	+1:23.9	17				21:39.7	+1:52.8	19	
Loop Time		7:40.4	+49.6	23	7:38.6	+45.7	15	6:20.7	+38.3	21				
Shooting		2	33.0	+7.0	=8	1	33.0	+13.0	=19		3	1:06.0	+20.0	9
Range Time														
Course Time								6:20.7	+38.3	21				
Penalty Time														
20	25	PETUKHOU Aliaksandr	BLR						3	21:41.7	+1:54.8	20		
Cumulative Time		7:11.4	+20.6	13	15:14.4	+1:19.3	16				21:41.7	+1:54.8	20	
Loop Time		7:11.4	+20.6	13	8:03.0	+1:10.1	23	6:27.3	+44.9	26				
Shooting		1	45.0	+19.0	30	2	56.0	+36.0	49		3	1:41.0	+55.0	=46
Range Time														
Course Time								6:27.3	+44.9	26				
Penalty Time														
21	33	KUUTTINEN Patrik	FIN						3	21:47.0	+2:00.1	21		
Cumulative Time		7:45.7	+54.9	26	15:50.2	+1:55.1	26				21:47.0	+2:00.1	21	
Loop Time		7:45.7	+54.9	26	8:04.5	+1:11.6	25	5:56.8	+14.4	5				
Shooting		1	44.0	+18.0	=27	2	55.0	+35.0	48		3	1:39.0	+53.0	=44
Range Time														
Course Time								5:56.8	+14.4	5				
Penalty Time														
22	42	RAFFIN Leo	FRA						2	21:48.9	+2:02.0	22		
Cumulative Time		7:38.9	+48.1	22	15:28.5	+1:33.4	20				21:48.9	+2:02.0	22	
Loop Time		7:38.9	+48.1	22	7:49.6	+56.7	19	6:20.4	+38.0	20				
Shooting		1	59.0	+33.0	=48	1	48.0	+28.0	=42		2	1:47.0	+1:01.0	49
Range Time														
Course Time								6:20.4	+38.0	20				
Penalty Time														
23	11	IVCHENKO Yevhen	UKR						4	22:06.8	+2:19.9	23		
Cumulative Time		7:42.1	+51.3	24	15:37.0	+1:41.9	22				22:06.8	+2:19.9	23	
Loop Time		7:42.1	+51.3	24	7:54.9	+1:02.0	21	6:29.8	+47.4	30				
Shooting		2	57.0	+31.0	=46	2	31.0	+11.0	=10		4	1:28.0	+42.0	=32
Range Time														
Course Time								6:29.8	+47.4	30				
Penalty Time														
24	51	VSIIVTSEV Mart	EST						3	22:15.7	+2:28.8	24		
Cumulative Time		8:22.8	+1:32.0	37	15:44.9	+1:49.8	23				22:15.7	+2:28.8	24	
Loop Time		8:22.8	+1:32.0	37	7:22.1	+29.2	8	6:30.8	+48.4	=31				
Shooting		3	55.0	+29.0	=44	0	35.0	+15.0	=24		3	1:30.0	+44.0	=35
Range Time														
Course Time								6:30.8	+48.4	=31				
Penalty Time														



Competition Analysis

Rank	Bib	Name	NOC						T			Result	Behind	Rank
		Loop 1			Loop 2			Loop 3						
		Time	Behind	Rank	Time	Behind	Rank	Time	Behind	Rank				
25	19	DEBELJAK Blaz	SLO						4	22:17.2	+2:30.3	25		
Cumulative Time		7:00.5	+9.7	7	15:50.1	+1:55.0	25				22:17.2	+2:30.3	25	
Loop Time		7:00.5	+9.7	7	8:49.6	+1:56.7	42	6:27.1	+44.7	24				
Shooting		0	33.0	+7.0	=8	4	31.0	+11.0	=10	4	1:04.0	+18.0	8	
Range Time														
Course Time														
Penalty Time														
26	21	KOCIAN Jakub	CZE						4	22:19.6	+2:32.7	26		
Cumulative Time		7:33.4	+42.6	20	15:52.6	+1:57.5	28				22:19.6	+2:32.7	26	
Loop Time		7:33.4	+42.6	20	8:19.2	+1:26.3	31	6:27.0	+44.6	23				
Shooting		1	46.0	+20.0	=31	3	42.0	+22.0	35	4	1:28.0	+42.0	=32	
Range Time														
Course Time														
Penalty Time														
27	20	VUDVUD Nicolae	MDA						1	22:28.8	+2:41.9	27		
Cumulative Time		7:36.2	+45.4	21	15:45.6	+1:50.5	24				22:28.8	+2:41.9	27	
Loop Time		7:36.2	+45.4	21	8:09.4	+1:16.5	26	6:43.2	+1:00.8	=37				
Shooting		0	53.0	+27.0	42	1	48.0	+28.0	=42	1	1:41.0	+55.0	=46	
Range Time														
Course Time														
Penalty Time														
28	32	MACKINE Jokubas	LTU						2	22:32.2	+2:45.3	28		
Cumulative Time		8:01.0	+1:10.2	34	16:19.4	+2:24.3	32				22:32.2	+2:45.3	28	
Loop Time		8:01.0	+1:10.2	34	8:18.4	+1:25.5	30	6:12.8	+30.4	14				
Shooting		0	54.0	+28.0	43	2	36.0	+16.0	=27	2	1:30.0	+44.0	=35	
Range Time														
Course Time														
Penalty Time														
29	47	IGLICAR Ziga	SLO						2	22:36.6	+2:49.7	29		
Cumulative Time		7:48.5	+57.7	27	15:52.4	+1:57.3	27				22:36.6	+2:49.7	29	
Loop Time		7:48.5	+57.7	27	8:03.9	+1:11.0	24	6:44.2	+1:01.8	39				
Shooting		1	43.0	+17.0	=24	1	45.0	+25.0	=40	2	1:28.0	+42.0	=32	
Range Time														
Course Time														
Penalty Time														
30	16	ROMANOV Nikita	LTU						3	22:40.2	+2:53.3	30		
Cumulative Time		7:52.0	+1:01.2	29	16:13.5	+2:18.4	30				22:40.2	+2:53.3	30	
Loop Time		7:52.0	+1:01.2	29	8:21.5	+1:28.6	32	6:26.7	+44.3	22				
Shooting		1	44.0	+18.0	=27	2	40.0	+20.0	=33	3	1:24.0	+38.0	=25	
Range Time														
Course Time														
Penalty Time														
31	15	ALALMA Okan	TUR						4	22:46.0	+2:59.1	31		
Cumulative Time		8:31.4	+1:40.6	40	16:18.8	+2:23.7	31				22:46.0	+2:59.1	31	
Loop Time		8:31.4	+1:40.6	40	7:47.4	+54.5	18	6:27.2	+44.8	25				
Shooting		3	55.0	+29.0	=44	1	38.0	+18.0	29	4	1:33.0	+47.0	41	
Range Time														
Course Time														
Penalty Time														
32	38	NYCHYPORENKO Mykola	UKR						4	22:51.8	+3:04.9	32		
Cumulative Time		7:27.0	+36.2	17	16:07.0	+2:11.9	29				22:51.8	+3:04.9	32	
Loop Time		7:27.0	+36.2	17	8:40.0	+1:47.1	38	6:44.8	+1:02.4	41				
Shooting		1	33.0	+7.0	=8	3	1:01.0	+41.0	51	4	1:34.0	+48.0	42	
Range Time														
Course Time														
Penalty Time														



Competition Analysis

Rank	Bib	Name	NOC						T					
		Loop 1			Loop 2			Loop 3			Result	Behind	Rank	
		Time	Behind	Rank	Time	Behind	Rank	Time	Behind	Rank				
33	6	SEROKH VOSTOV Daniil	RUS						8	22:56.2	+3:09.3	33		
Cumulative Time		8:23.2	+1:32.4	38	16:55.6	+3:00.5	38				22:56.2	+3:09.3	33	
Loop Time		8:23.2	+1:32.4	38	8:32.4	+1:39.5	34	6:00.6	+18.2	7				
Shooting	4	29.0	+3.0	3	4	30.0	+10.0	9			8	59.0	+13.0	5
Range Time														
Course Time								6:00.6	+18.2	7				
Penalty Time														
34	4	INVENIUS Otto	FIN						6	23:02.6	+3:15.7	34		
Cumulative Time		7:57.6	+1:06.8	31	16:46.8	+2:51.7	37				23:02.6	+3:15.7	34	
Loop Time		7:57.6	+1:06.8	31	8:49.2	+1:56.3	41	6:15.8	+33.4	16				
Shooting	2	34.0	+8.0	=12	4	28.0	+8.0	7			6	1:02.0	+16.0	6
Range Time														
Course Time								6:15.8	+33.4	16				
Penalty Time														
35	29	MATSETSKI Andrei	BLR						3	23:06.9	+3:20.0	35		
Cumulative Time		7:53.9	+1:03.1	30	16:23.7	+2:28.6	34				23:06.9	+3:20.0	35	
Loop Time		7:53.9	+1:03.1	30	8:29.8	+1:36.9	33	6:43.2	+1:00.8	=37				
Shooting	1	48.0	+22.0	=36	2	36.0	+16.0	=27			3	1:24.0	+38.0	=25
Range Time														
Course Time								6:43.2	+1:00.8	=37				
Penalty Time														
36	26	SLEZAK Viktor	SVK						4	23:11.0	+3:24.1	36		
Cumulative Time		8:15.5	+1:24.7	35	16:25.6	+2:30.5	35				23:11.0	+3:24.1	36	
Loop Time		8:15.5	+1:24.7	35	8:10.1	+1:17.2	27	6:45.4	+1:03.0	42				
Shooting	2	43.0	+17.0	=24	2	32.0	+12.0	=15			4	1:15.0	+29.0	=18
Range Time														
Course Time								6:45.4	+1:03.0	42				
Penalty Time														
37	17	DUICU Adelin Miodrag	ROU						3	23:12.3	+3:25.4	37		
Cumulative Time		7:49.5	+58.7	28	16:22.9	+2:27.8	33				23:12.3	+3:25.4	37	
Loop Time		7:49.5	+58.7	28	8:33.4	+1:40.5	35	6:49.4	+1:07.0	45				
Shooting	1	41.0	+15.0	=21	2	31.0	+11.0	=10			3	1:12.0	+26.0	16
Range Time														
Course Time								6:49.4	+1:07.0	45				
Penalty Time														
38	46	RUSU Vasile	ROU						3	23:34.6	+3:47.7	38		
Cumulative Time		7:59.9	+1:09.1	32	16:39.3	+2:44.2	36				23:34.6	+3:47.7	38	
Loop Time		7:59.9	+1:09.1	32	8:39.4	+1:46.5	37	6:55.3	+1:12.9	47				
Shooting	1	40.0	+14.0	=18	2	52.0	+32.0	46			3	1:32.0	+46.0	40
Range Time														
Course Time								6:55.3	+1:12.9	47				
Penalty Time														
39	1	COLTEA George Marian	ROU						7	23:55.3	+4:08.4	39		
Cumulative Time		8:45.1	+1:54.3	42	17:21.7	+3:26.6	39				23:55.3	+4:08.4	39	
Loop Time		8:45.1	+1:54.3	42	8:36.6	+1:43.7	36	6:33.6	+51.2	34				
Shooting	4	37.0	+11.0	=15	3	32.0	+12.0	=15			7	1:09.0	+23.0	=10
Range Time														
Course Time								6:33.6	+51.2	34				
Penalty Time														
40	3	BERGANSKI Kacper	POL						6	24:00.2	+4:13.3	40		
Cumulative Time		8:47.3	+1:56.5	45	17:30.8	+3:35.7	41				24:00.2	+4:13.3	40	
Loop Time		8:47.3	+1:56.5	45	8:43.5	+1:50.6	40	6:29.4	+47.0	28				
Shooting	3	51.0	+25.0	40	3	33.0	+13.0	=19			6	1:24.0	+38.0	=25
Range Time														
Course Time								6:29.4	+47.0	28				
Penalty Time														



Competition Analysis

Rank	Bib	Name	NOC						T				
		Loop 1			Loop 2			Loop 3			Result	Behind	Rank
		Time	Behind	Rank	Time	Behind	Rank	Time	Behind	Rank			
41	41	KALUZNY Krystian	POL						5	24:07.7	+4:20.8	41	
Cumulative Time		9:13.6	+2:22.8	51	17:27.5	+3:32.4	40				24:07.7	+4:20.8	41
Loop Time		9:13.6	+2:22.8	51	8:13.9	+1:21.0	28	6:40.2	+57.8	36			
Shooting		4	59.0	+33.0	=48	1	32.0	+12.0	=15				
Range Time													
Course Time													
Penalty Time													
42	7	COLIC Milos	BIH						6	24:19.3	+4:32.4	42	
Cumulative Time		8:47.2	+1:56.4	44	17:45.2	+3:50.1	44				24:19.3	+4:32.4	42
Loop Time		8:47.2	+1:56.4	44	8:58.0	+2:05.1	44	6:34.1	+51.7	35			
Shooting		3	43.0	+17.0	=24	3	39.0	+19.0	=30				
Range Time													
Course Time													
Penalty Time													
43	43	ATAS Adem	TUR						4	24:27.5	+4:40.6	43	
Cumulative Time		8:49.7	+1:58.9	46	17:40.0	+3:44.9	43				24:27.5	+4:40.6	43
Loop Time		8:49.7	+1:58.9	46	8:50.3	+1:57.4	43	6:47.5	+1:05.1	44			
Shooting		2	47.0	+21.0	=34	2	34.0	+14.0	23				
Range Time													
Course Time													
Penalty Time													
44	10	GREGOR Tomas	CZE						5	24:31.0	+4:44.1	44	
Cumulative Time		8:25.5	+1:34.7	39	17:57.9	+4:02.8	46				24:31.0	+4:44.1	44
Loop Time		8:25.5	+1:34.7	39	9:32.4	+2:39.5	48	6:33.1	+50.7	33			
Shooting		2	34.0	+8.0	=12	3	35.0	+15.0	=24				
Range Time													
Course Time													
Penalty Time													
45	52	NESTSIARENKA Mikita	BLR						6	24:35.0	+4:48.1	45	
Cumulative Time		8:16.1	+1:25.3	36	17:48.9	+3:53.8	45				24:35.0	+4:48.1	45
Loop Time		8:16.1	+1:25.3	36	9:32.8	+2:39.9	49	6:46.1	+1:03.7	43			
Shooting		2	47.0	+21.0	=34	4	54.0	+34.0	47				
Range Time													
Course Time													
Penalty Time													
46	8	PAPASIS Panagiotis	GRE						4	24:38.5	+4:51.6	46	
Cumulative Time		8:54.9	+2:04.1	48	17:38.2	+3:43.1	42				24:38.5	+4:51.6	46
Loop Time		8:54.9	+2:04.1	48	8:43.3	+1:50.4	39	7:00.3	+1:17.9	50			
Shooting		2	57.0	+31.0	=46	2	40.0	+20.0	=33				
Range Time													
Course Time													
Penalty Time													
47	50	HONCHEREVSKYI Vladyslav	UKR						6	24:50.6	+5:03.7	47	
Cumulative Time		8:53.1	+2:02.3	47	18:06.2	+4:11.1	47				24:50.6	+5:03.7	47
Loop Time		8:53.1	+2:02.3	47	9:13.1	+2:20.2	45	6:44.4	+1:02.0	40			
Shooting		3	44.0	+18.0	=27	3	43.0	+23.0	=36				
Range Time													
Course Time													
Penalty Time													
48	40	YASAR Hayri	TUR						8	25:07.8	+5:20.9	48	
Cumulative Time		8:42.8	+1:52.0	41	18:37.0	+4:41.9	50				25:07.8	+5:20.9	48
Loop Time		8:42.8	+1:52.0	41	9:54.2	+3:01.3	50	6:30.8	+48.4	=31			
Shooting		3	46.0	+20.0	=31	5	45.0	+25.0	=40				
Range Time													
Course Time													
Penalty Time													



Competition Analysis

Rank	Bib	Name	NOC						T			Result	Behind	Rank		
		Loop 1			Loop 2			Loop 3								
		Time	Behind	Rank	Time	Behind	Rank	Time	Behind	Rank						
49	9	DEMIR Cihad	TUR						6	25:15.8	+5:28.9	49				
Cumulative Time		9:04.4	+2:13.6	50	18:21.0	+4:25.9	49				25:15.8	+5:28.9	49			
Loop Time		9:04.4	+2:13.6	50	9:16.6	+2:23.7	46	6:54.8	+1:12.4	46						
Shooting		3	50.0	+24.0	39	3	35.0	+15.0	=24				6	1:25.0	+39.0	29
Range Time																
Course Time												6:54.8	+1:12.4	46		
Penalty Time																
50	28	GUNKA Kacper	POL						5	25:16.8	+5:29.9	50				
Cumulative Time		8:45.7	+1:54.9	43	18:16.6	+4:21.5	48				25:16.8	+5:29.9	50			
Loop Time		8:45.7	+1:54.9	43	9:30.9	+2:38.0	47	7:00.2	+1:17.8	49						
Shooting		2	1:11.0	+45.0	50	3	39.0	+19.0	=30				5	1:50.0	+1:04.0	50
Range Time																
Course Time												7:00.2	+1:17.8	49		
Penalty Time																
51	48	SZWAST Micha	POL						7	26:35.2	+6:48.3	51				
Cumulative Time		9:03.7	+2:12.9	49	19:20.7	+5:25.6	51				26:35.2	+6:48.3	51			
Loop Time		9:03.7	+2:12.9	49	10:17.0	+3:24.1	51	7:14.5	+1:32.1	51						
Shooting		3	46.0	+20.0	=31	4	44.0	+24.0	39				7	1:30.0	+44.0	=35
Range Time																
Course Time												7:14.5	+1:32.1	51		
Penalty Time																
Did Not Start																
2	ZIDAR Jure	SLO														

Legend:

= Equal sign indicates that two or more competitors share the same rank T Total penalties



Final Results - Competition Data Summary

Participation

Number of Entries	52
Did Not Start	1
Did Not Finish	0
Disqualified	0
Disqualified for unsportsmanlike behaviour	0
Ranked Competitors	51

Weather Conditions

	30 min. before Start	At Start Time	30 min. after Start	At End Time
Weather	Mostly Cloudy	Mostly Cloudy	Mostly Cloudy	Mostly Cloudy
Snow Condition	Packed	Packed	Packed	Packed
Snow Temperature	-17.0 °C / 1.4 °F	-17.0 °C / 1.4 °F	-16.0 °C / 3.2 °F	-16.0 °C / 3.2 °F
Air Temperature	-16.0 °C / 3.2 °F	-15.0 °C / 5.0 °F	-12.0 °C / 10.4 °F	-12.0 °C / 10.4 °F
Humidity	88 %	88 %	76 %	76 %
Wind Direction/Speed	N / 1.0 m/s	N / 1.0 m/s	N / 1.0 m/s	N / 1.0 m/s

Jury Information

IBU Technical Delegate - Chairman	KORDEZ Matej (SLO)
Competition Chief	ERZURUM Ilhan (TUR)
Member	DUMONT Christian (FRA)
Member	MARTON Szilard (ROU)
Member	SELIFONOV Alexandre (RUS)

Course Information

green 2.459 km + green 2.459 km + green 2.459 km

Total Course Length	7377 m
Height Difference (HD)	21 m
Max. Climb (MM)	12 m
Total Climb (MT)	246 m

Jury decisions

none

IBU Technical Delegate

KORDEZ Matej (SLO)

Legend:
N North



**EUROPEAN
YOUTH
OLYMPIC
FESTIVAL**



Results Book



BIATHLON

Boys' 10km Pursuit



Final Results

Rank	Bib	Name	NOC	Start Behind	P	P	S	S	T	Result / Behind
1	4	BRIFFAZ Thomas	FRA	0:16	2	0	1	0	3	28:45.9
2	5	DREZET Jason	FRA	0:25	1	0	1	1	3	+3.0
3	6	VIUKHIN Andrei	RUS	0:37	0	2	2	2	6	+3.2
4	3	PERVUSHIN Mikhail	RUS	0:16	2	0	2	1	5	+25.8
5	18	CISAR Alex	SLO	1:51	0	0	2	0	2	+44.0
6	9	TASHTIMEROV Denis	RUS	0:53	3	1	0	0	4	+44.2
7	1	HORNIG Vitezslav	CZE	0:00	1	1	1	2	5	+1:01.9
8	2	SIIMER Kristo	EST	0:16	2	2	2	1	7	+1:26.2
9	10	HELDNA Robert	EST	0:57	2	0	3	0	5	+1:51.3
10	22	RAFFIN Leo	FRA	2:02	0	1	0	1	2	+2:06.1
11	8	PANTTILA Santtu	FIN	0:44	1	1	0	2	4	+2:09.2
12	19	BOURGEOIS REPUBLIQUE Martin	FRA	1:53	2	0	0	2	4	+2:09.2
13	7	KARLIK Mikulas	CZE	0:42	2	1	1	4	8	+2:09.5
14	12	OTTINGER Lukas	SVK	1:30	2	1	2	1	6	+3:07.5
15	17	ROMANCHYCH Vladyslav	UKR	1:51	1	1	1	1	4	+3:13.7
16	21	KUUTTINEN Patrik	FIN	2:00	0	0	2	3	5	+3:20.9
17	16	SKLENARIK Tomas	SVK	1:51	2	1	0	2	5	+3:26.0
18	15	TITOC Vasile Andrei	ROU	1:45	1	0	1	2	4	+3:39.6
19	24	VSIVTSEV Mart	EST	2:29	0	1	2	0	3	+3:56.0
20	25	DEBELJAK Blaz	SLO	2:30	1	1	1	2	5	+4:04.0
21	34	INVENIUS Otto	FIN	3:16	0	2	1	2	5	+4:21.1
22	14	BELKO Pavel	BLR	1:43	4	0	2	1	7	+4:31.9
23	11	AOLAID Marten	EST	1:14	3	2	2	1	8	+4:34.0
24	13	HOKKA Juho	FIN	1:34	0	2	2	2	6	+4:36.1
25	20	PETUKHOU Aliaksandr	BLR	1:55	3	2	2	3	10	+4:41.6
26	27	VUDVUD Nicolae	MDA	2:42	0	1	2	0	3	+4:45.7
27	33	SEROKHVOSTOV Daniil	RUS	3:09	1	1	3	4	9	+4:53.6
28	30	ROMANOV Nikita	LTU	2:53	0	1	1	2	4	+4:59.9
29	39	COLTEA George Marian	ROU	4:08	1	1	1	2	5	+5:08.2
30	29	IGLICAR Ziga	SLO	2:50	1	0	2	1	4	+5:57.2
31	32	NYCHYPORENKO Mykola	UKR	3:05	2	1	3	1	7	+6:11.2
32	26	KOCIAN Jakub	CZE	2:33	1	4	2	2	9	+6:32.8
33	23	IVCHENKO Yevhen	UKR	2:20	4	4	3	0	11	+6:36.5
34	28	MACKINE Jokubas	LTU	2:45	3	1	2	1	7	+6:44.4
35	36	SLEZAK Viktor	SVK	3:24	3	2	1	1	7	+6:47.7
36	31	ALALMA Okan	TUR	2:59	1	3	2	2	8	+6:47.8
37	49	DEMIR Cihad	TUR	5:29	0	2	0	0	2	+7:33.3
38	38	RUSU Vasile	ROU	3:48	1	2	2	0	5	+7:44.6
39	37	DUICU Adelin Miodrag	ROU	3:25	3	1	2	2	8	+8:11.3
40	44	GREGOR Tomas	CZE	4:44	0	0	3	2	5	+8:55.4
41	40	BERGANSKI Kacper	POL	4:13	1	2	3	3	9	+9:02.1
42	42	COLIC Milos	BIH	4:32	1	2	2	4	9	+9:22.4
43	41	KALUZNY Krystian	POL	4:21	5	2	1	1	9	+9:39.1
44	35	MATSETSKI Andrei	BLR	3:20	4	4	4	1	13	+9:54.6
45	48	YASAR Hayri	TUR	5:21	2	1	3	4	10	+9:55.3
46	47	HONCHEREVSKYI Vladyslav	UKR	5:04	2	1	4	3	10	+11:13.8
47	43	ATAS Adem	TUR	4:41	3	1	3	3	10	+11:20.2
48	45	NESTSIARENKA Mikita	BLR	4:48	4	3	3	4	14	+12:22.5
49	51	SZWAST Micha	POL	6:48	3	3	0	3	9	+12:57.7
50	46	PAPASIS Panagiotis	GRE	4:52	1	3	4	2	10	+13:53.5

Jury decisions

Time adjustment

23	11	AOLAID Marten	EST	+30.0	IBU DR 5.3
----	----	---------------	-----	-------	------------

Did Not Start

50	GUNKA Kacper	POL	5:30
----	--------------	-----	------

Legend:

DR	Disciplinary Rules	P	Prone	S	Standing	T	Total penalties
----	--------------------	---	-------	---	----------	---	-----------------



Competition Analysis

Rank	Bib	Name	NOC										T			
Loop 1		Loop 2		Loop 3		Loop 4		Loop 5		Result	Behind	Rank				
Time	Rank	Time	Rank	Time	Rank	Time	Rank	Time	Rank							
1	4	BRIFFAZ Thomas	FRA										3	28:45.9	0.0	1
Cumulative Time	6:44.6	+42.4	6	12:31.2	+22.0	5	18:40.2	+32.1	5	24:15.5	+8.2	2	28:45.9	0.0	1	
Loop Time	6:28.6	+1:03.4	27	5:46.6	+6.6	5	6:09.0	+39.2	9	5:35.3	+4.6	3	4:30.4	+8.0	3	
Shooting	2	39.0	+15.0	=27	0	41.0	+14.0	=25	1	47.0	+26.0	48	0	28.0	+11.0	=9
Range Time																
Course Time													4:30.4	+8.0	3	
Penalty Time																
2	5	DREZET Jason	FRA										3	28:48.9	+3.0	2
Cumulative Time	6:22.3	+20.1	3	12:12.0	+2.8	2	18:08.1	0.0	1	24:07.3	0.0	1	28:48.9	+3.0	2	
Loop Time	5:57.3	+32.1	9	5:49.7	+9.7	6	5:56.1	+26.3	6	5:59.2	+28.5	8	4:41.6	+19.2	8	
Shooting	1	31.0	+7.0	=6	0	40.0	+13.0	=23	1	30.0	+9.0	=16	1	34.0	+17.0	=29
Range Time																
Course Time													4:41.6	+19.2	8	
Penalty Time																
3	6	VIUKHIN Andrei	RUS										6	28:49.1	+3.2	3
Cumulative Time	6:02.2	0.0	1	12:09.2	0.0	1	18:22.1	+14.0	2	24:26.7	+19.4	3	28:49.1	+3.2	3	
Loop Time	5:25.2	0.0	1	6:07.0	+27.0	13	6:12.9	+43.1	13	6:04.6	+33.9	10	4:22.4	0.0	1	
Shooting	0	24.0	0.0	1	2	28.0	+1.0	2	2	21.0	0.0	1	2	28.0	+11.0	=9
Range Time																
Course Time													4:22.4	0.0	1	
Penalty Time																
4	3	PERVUSHIN Mikhail	RUS										5	29:11.7	+25.8	4
Cumulative Time	6:35.7	+33.5	4	12:18.5	+9.3	4	18:36.3	+28.2	4	24:29.2	+21.9	4	29:11.7	+25.8	4	
Loop Time	6:19.7	+54.5	22	5:42.8	+2.8	3	6:17.8	+48.0	17	5:52.9	+22.2	5	4:42.5	+20.1	11	
Shooting	2	29.0	+5.0	4	0	35.0	+8.0	=9	2	25.0	+4.0	=6	1	20.0	+3.0	=2
Range Time																
Course Time													4:42.5	+20.1	11	
Penalty Time																
5	18	CISAR Alex	SLO										2	29:29.9	+44.0	5
Cumulative Time	7:26.2	+1:24.0	9	13:07.7	+58.5	6	19:30.0	+1:21.9	10	25:00.7	+53.4	6	29:29.9	+44.0	5	
Loop Time	5:35.2	+10.0	2	5:41.5	+1.5	2	6:22.3	+52.5	19	5:30.7	0.0	1	4:29.2	+6.8	2	
Shooting	0	32.0	+8.0	=8	0	33.0	+6.0	=5	2	29.0	+8.0	=12	0	37.0	+20.0	=36
Range Time																
Course Time													4:29.2	+6.8	2	
Penalty Time																
6	9	TASHTIMEROV Denis	RUS										4	29:30.1	+44.2	6
Cumulative Time	7:51.3	+1:49.1	15	13:55.5	+1:46.3	13	19:25.3	+1:17.2	8	24:57.4	+50.1	5	29:30.1	+44.2	6	
Loop Time	6:58.3	+1:33.1	39	6:04.2	+24.2	12	5:29.8	0.0	1	5:32.1	+1.4	2	4:32.7	+10.3	5	
Shooting	3	34.0	+10.0	=15	1	31.0	+4.0	=3	0	30.0	+9.0	=16	0	29.0	+12.0	=13
Range Time																
Course Time													4:32.7	+10.3	5	
Penalty Time																
7	1	HORNIG Vitezslav	CZE										5	29:47.8	+1:01.9	7
Cumulative Time	6:07.7	+5.5	2	12:15.4	+6.2	3	18:30.8	+22.7	3	25:05.5	+58.2	7	29:47.8	+1:01.9	7	
Loop Time	6:07.7	+42.5	14	6:07.7	+27.7	14	6:15.4	+45.6	16	6:34.7	+1:04.0	27	4:42.3	+19.9	=9	
Shooting	1	36.0	+12.0	=21	1	34.0	+7.0	=7	1	40.0	+19.0	=37	2	32.0	+15.0	=21
Range Time																
Course Time													4:42.3	+19.9	=9	
Penalty Time																
8	2	SIIMER Kristo	EST										7	30:12.1	+1:26.2	8
Cumulative Time	6:38.0	+35.8	5	13:09.4	+1:00.2	7	19:29.5	+1:21.4	9	25:22.8	+1:15.5	8	30:12.1	+1:26.2	8	
Loop Time	6:22.0	+56.8	23	6:31.4	+51.4	28	6:20.1	+50.3	18	5:53.3	+22.6	6	4:49.3	+26.9	16	
Shooting	2	32.0	+8.0	=8	2	37.0	+10.0	=15	2	23.0	+2.0	=3	1	26.0	+9.0	=5
Range Time																
Course Time													4:49.3	+26.9	16	
Penalty Time																



Competition Analysis

Rank	Bib	Name	NOC										T			
		Loop 1		Loop 2		Loop 3		Loop 4		Loop 5		Result	Behind	Rank		
		Time	Rank	Time	Rank	Time	Rank	Time	Rank	Time	Rank					
9	10	HELDNA Robert										EST	5	30:37.2	+1:51.3	9
Cumulative Time	7:30.1	+1:27.9	10	13:10.1	+1:00.9	8	19:53.5	+1:45.4	12	25:40.5	+1:33.2	9	30:37.2	+1:51.3	9	
Loop Time	6:33.1	+1:07.9	29	5:40.0	0.0	1	6:43.4	+1:13.6	29	5:47.0	+16.3	4	4:56.7	+34.3	24	
Shooting	2	37.0	+13.0	=24	0	33.0	+6.0	=5	3	22.0	+1.0	2	0	24.0	+7.0	4
Range Time																
Course Time												4:56.7	+34.3	24		
Penalty Time																
10	22	RAFFIN Leo										FRA	2	30:52.0	+2:06.1	10
Cumulative Time	7:41.2	+1:39.0	12	14:12.2	+2:03.0	17	20:00.1	+1:52.0	13	26:11.7	+2:04.4	12	30:52.0	+2:06.1	10	
Loop Time	5:39.2	+14.0	3	6:31.0	+51.0	27	5:47.9	+18.1	5	6:11.6	+40.9	13	4:40.3	+17.9	6	
Shooting	0	43.0	+19.0	=34	1	55.0	+28.0	48	0	34.0	+13.0	=26	1	33.0	+16.0	=27
Range Time																
Course Time												4:40.3	+17.9	6		
Penalty Time																
11	8	PANTTILA Santtu										FIN	4	30:55.1	+2:09.2	11
Cumulative Time	7:01.4	+59.2	7	13:17.0	+1:07.8	10	19:04.7	+56.6	6	25:54.5	+1:47.2	10	30:55.1	+2:09.2	11	
Loop Time	6:17.4	+52.2	20	6:15.6	+35.6	18	5:47.7	+17.9	4	6:49.8	+1:19.1	33	5:00.6	+38.2	31	
Shooting	1	30.0	+6.0	5	1	34.0	+7.0	=7	0	25.0	+4.0	=6	2	43.0	+26.0	=44
Range Time																
Course Time												5:00.6	+38.2	31		
Penalty Time																
12	19	BOURGEOIS REPUBLIQUE Martin										FRA	4	30:55.1	+2:09.2	12
Cumulative Time	8:05.5	+2:03.3	18	13:51.5	+1:42.3	12	19:37.5	+1:29.4	11	26:07.1	+1:59.8	11	30:55.1	+2:09.2	12	
Loop Time	6:12.5	+47.3	=16	5:46.0	+6.0	4	5:46.0	+16.2	2	6:29.6	+58.9	23	4:48.0	+25.6	15	
Shooting	2	32.0	+8.0	=8	0	35.0	+8.0	=9	0	36.0	+15.0	=30	2	31.0	+14.0	=19
Range Time																
Course Time												4:48.0	+25.6	15		
Penalty Time																
13	7	KARLIK Mikulas										CZE	8	30:55.4	+2:09.5	13
Cumulative Time	7:08.7	+1:06.5	8	13:11.2	+1:02.0	9	19:07.7	+59.6	7	26:24.1	+2:16.8	13	30:55.4	+2:09.5	13	
Loop Time	6:26.7	+1:01.5	26	6:02.5	+22.5	11	5:56.5	+26.7	7	7:16.4	+1:45.7	41	4:31.3	+8.9	4	
Shooting	2	38.0	+14.0	26	1	37.0	+10.0	=15	1	28.0	+7.0	11	4	36.0	+19.0	=33
Range Time																
Course Time												4:31.3	+8.9	4		
Penalty Time																
14	12	OTTINGER Lukas										SVK	6	31:53.4	+3:07.5	14
Cumulative Time	7:55.4	+1:53.2	16	14:12.7	+2:03.5	18	20:39.9	+2:31.8	17	26:48.5	+2:41.2	14	31:53.4	+3:07.5	14	
Loop Time	6:25.4	+1:00.2	25	6:17.3	+37.3	20	6:27.2	+57.4	21	6:08.6	+37.9	12	5:04.9	+42.5	33	
Shooting	2	33.0	+9.0	=11	1	39.0	+12.0	=20	2	26.0	+5.0	9	1	30.0	+13.0	=16
Range Time																
Course Time												5:04.9	+42.5	33		
Penalty Time																
15	17	ROMANCHYCH Vladyslav										UKR	4	31:59.6	+3:13.7	15
Cumulative Time	7:50.1	+1:47.9	14	13:58.3	+1:49.1	15	20:09.9	+2:01.8	15	26:52.5	+2:45.2	15	31:59.6	+3:13.7	15	
Loop Time	5:59.1	+33.9	10	6:08.2	+28.2	15	6:11.6	+41.8	12	6:42.6	+1:11.9	30	5:07.1	+44.7	37	
Shooting	1	44.0	+20.0	=38	1	35.0	+8.0	=9	1	29.0	+8.0	=12	1	51.0	+34.0	=48
Range Time																
Course Time												5:07.1	+44.7	37		
Penalty Time																
16	21	KUUTTINEN Patrik										FIN	5	32:06.8	+3:20.9	16
Cumulative Time	7:43.2	+1:41.0	13	13:36.0	+1:26.8	11	20:16.6	+2:08.5	16	27:24.5	+3:17.2	18	32:06.8	+3:20.9	16	
Loop Time	5:43.2	+18.0	4	5:52.8	+12.8	7	6:40.6	+1:10.8	28	7:07.9	+1:37.2	38	4:42.3	+19.9	=9	
Shooting	0	36.0	+12.0	=21	0	44.0	+17.0	33	2	48.0	+27.0	49	3	46.0	+29.0	47
Range Time																
Course Time												4:42.3	+19.9	=9		
Penalty Time																



Competition Analysis

Rank	Bib	Name	NOC										T				
		Loop 1		Loop 2		Loop 3		Loop 4		Loop 5		Result	Behind	Rank			
		Time	Rank	Time	Rank	Time	Rank	Time	Rank	Time	Rank						
17	16	SKLENARIK Tomas										SVK	5	32:11.9	+3:26.0	17	
Cumulative Time		8:45.1	+2:42.9	21	15:01.9	+2:52.7	21	20:48.7	+2:40.6	18	27:16.5	+3:09.2	17	32:11.9	+3:26.0	17	
Loop Time		6:54.1	+1:28.9	37	6:16.8	+36.8	19	5:46.8	+17.0	3	6:27.8	+57.1	22	4:55.4	+33.0	23	
Shooting		2	2:16.0	+1:52.0	50	1	38.0	+11.0	=18	0	31.0	+10.0	=20	2	32.0	+15.0	=21
Range Time																	
Course Time																	
Penalty Time																	
18	15	TITOC Vasile Andrei										ROU	4	32:25.5	+3:39.6	18	
Cumulative Time		7:57.0	+1:54.8	17	13:57.3	+1:48.1	14	20:06.5	+1:58.4	14	27:16.0	+3:08.7	16	32:25.5	+3:39.6	18	
Loop Time		6:12.0	+46.8	15	6:00.3	+20.3	9	6:09.2	+39.4	10	7:09.5	+1:38.8	40	5:09.5	+47.1	39	
Shooting		1	35.0	+11.0	=18	0	42.0	+15.0	=27	1	30.0	+9.0	=16	2	34.0	+17.0	=29
Range Time																	
Course Time																	
Penalty Time																	
19	24	VSIVTSEV Mart										EST	3	32:41.9	+3:56.0	19	
Cumulative Time		8:25.0	+2:22.8	19	14:42.9	+2:33.7	19	21:40.3	+3:32.2	21	27:38.2	+3:30.9	19	32:41.9	+3:56.0	19	
Loop Time		5:56.0	+30.8	6	6:17.9	+37.9	22	6:57.4	+1:27.6	33	5:57.9	+27.2	7	5:03.7	+41.3	32	
Shooting		0	33.0	+9.0	=11	1	39.0	+12.0	=20	2	31.0	+10.0	=20	0	29.0	+12.0	=13
Range Time																	
Course Time																	
Penalty Time																	
20	25	DEBELJAK Blaz										SLO	5	32:49.9	+4:04.0	20	
Cumulative Time		8:47.7	+2:45.5	22	15:01.5	+2:52.3	20	21:15.8	+3:07.7	20	27:55.6	+3:48.3	21	32:49.9	+4:04.0	20	
Loop Time		6:17.7	+52.5	21	6:13.8	+33.8	17	6:14.3	+44.5	15	6:39.8	+1:09.1	28	4:54.3	+31.9	21	
Shooting		1	33.0	+9.0	=11	1	38.0	+11.0	=18	1	29.0	+8.0	=12	2	29.0	+12.0	=13
Range Time																	
Course Time																	
Penalty Time																	
21	34	INVENIUS Otto										FIN	5	33:07.0	+4:21.1	21	
Cumulative Time		9:07.4	+3:05.2	28	15:43.6	+3:34.4	29	21:53.4	+3:45.3	23	28:20.3	+4:13.0	23	33:07.0	+4:21.1	21	
Loop Time		5:51.4	+26.2	5	6:36.2	+56.2	30	6:09.8	+40.0	11	6:26.9	+56.2	21	4:46.7	+24.3	14	
Shooting		0	33.0	+9.0	=11	2	41.0	+14.0	=25	1	29.0	+8.0	=12	2	28.0	+11.0	=9
Range Time																	
Course Time																	
Penalty Time																	
22	14	BELKO Pavel										BLR	7	33:17.8	+4:31.9	22	
Cumulative Time		9:21.3	+3:19.1	31	15:23.7	+3:14.5	24	21:57.5	+3:49.4	25	28:19.3	+4:12.0	22	33:17.8	+4:31.9	22	
Loop Time		7:38.3	+2:13.1	46	6:02.4	+22.4	10	6:33.8	+1:04.0	25	6:21.8	+51.1	17	4:58.5	+36.1	28	
Shooting		4	34.0	+10.0	=15	0	35.0	+8.0	=9	2	24.0	+3.0	5	1	26.0	+9.0	=5
Range Time																	
Course Time																	
Penalty Time																	
23	11	AOLAID Marten										EST	8	33:19.9	+4:34.0	23	
Cumulative Time		8:51.1	+2:48.9	24	15:36.5	+3:27.3	27	22:10.9	+4:02.8	27	28:26.4	+4:19.1	24	33:19.9	+4:34.0	23	
Loop Time		7:37.1	+2:11.9	45	6:45.4	+1:05.4	33	6:34.4	+1:04.6	26	6:15.5	+44.8	15	4:53.5	+31.1	20	
Shooting		3	42.0	+18.0	=30	2	42.0	+15.0	=27	2	30.0	+9.0	=16	1	30.0	+13.0	=16
Range Time																	
Course Time																	
Penalty Time																	
24	13	HOKKA Juho										FIN	6	33:22.0	+4:36.1	24	
Cumulative Time		7:31.2	+1:29.0	11	14:08.0	+1:58.8	16	20:55.3	+2:47.2	19	27:45.0	+3:37.7	20	33:22.0	+4:36.1	24	
Loop Time		5:57.2	+32.0	=7	6:36.8	+56.8	31	6:47.3	+1:17.5	31	6:49.7	+1:19.0	32	5:37.0	+1:14.6	49	
Shooting		0	43.0	+19.0	=34	2	45.0	+18.0	=34	2	40.0	+19.0	=37	2	51.0	+34.0	=48
Range Time																	
Course Time																	
Penalty Time																	



Competition Analysis

Rank	Bib	Name	NOC										T			
Loop 1		Loop 2			Loop 3			Loop 4		Loop 5		Result	Behind	Rank		
Time	Rank	Time	Rank	Time	Rank	Time	Rank	Time	Rank	Time	Rank					
25	20	PETUKHOU Aliaksandr	BLR										10	33:27.5	+4:41.6	25
Cumulative Time	8:43.2	+2:41.0	20	15:24.6	+3:15.4	25	21:54.3	+3:46.2	24	28:44.2	+4:36.9	26	33:27.5	+4:41.6	25	
Loop Time	6:48.2	+1:23.0	34	6:41.4	+1:01.4	32	6:29.7	+59.9	23	6:49.9	+1:19.2	34	4:43.3	+20.9	12	
Shooting	3	34.0	+10.0	=15	2	36.0	+9.0	=13	2	27.0	+6.0	10	3	17.0	0.0	1
Range Time																
Course Time													4:43.3	+20.9	12	
Penalty Time																
26	27	VUDVUD Nicolae	MDA										3	33:31.6	+4:45.7	26
Cumulative Time	8:54.5	+2:52.3	25	15:18.6	+3:09.4	23	22:25.3	+4:17.2	29	28:33.6	+4:26.3	25	33:31.6	+4:45.7	26	
Loop Time	6:12.5	+47.3	=16	6:24.1	+44.1	24	7:06.7	+1:36.9	38	6:08.3	+37.6	11	4:58.0	+35.6	26	
Shooting	0	52.0	+28.0	47	1	42.0	+15.0	=27	2	44.0	+23.0	44	0	37.0	+20.0	=36
Range Time																
Course Time													4:58.0	+35.6	26	
Penalty Time																
27	33	SEROKHVOSTOV Daniil	RUS										9	33:39.5	+4:53.6	27
Cumulative Time	9:06.2	+3:04.0	27	15:04.8	+2:55.6	22	21:49.5	+3:41.4	22	28:58.4	+4:51.1	29	33:39.5	+4:53.6	27	
Loop Time	5:57.2	+32.0	=7	5:58.6	+18.6	8	6:44.7	+1:14.9	30	7:08.9	+1:38.2	39	4:41.1	+18.7	7	
Shooting	1	28.0	+4.0	3	1	27.0	0.0	1	3	23.0	+2.0	=3	4	20.0	+3.0	=2
Range Time																
Course Time													4:41.1	+18.7	7	
Penalty Time																
28	30	ROMANOV Nikita	LTU										4	33:45.8	+4:59.9	28
Cumulative Time	8:57.9	+2:55.7	26	15:29.6	+3:20.4	26	22:02.0	+3:53.9	26	28:50.9	+4:43.6	27	33:45.8	+4:59.9	28	
Loop Time	6:04.9	+39.7	12	6:31.7	+51.7	29	6:32.4	+1:02.6	24	6:48.9	+1:18.2	31	4:54.9	+32.5	22	
Shooting	0	44.0	+20.0	=38	1	47.0	+20.0	43	1	36.0	+15.0	=30	2	36.0	+19.0	=33
Range Time																
Course Time													4:54.9	+32.5	22	
Penalty Time																
29	39	COLTEA George Marian	ROU										5	33:54.1	+5:08.2	29
Cumulative Time	10:11.3	+4:09.1	34	16:21.7	+4:12.5	31	22:25.2	+4:17.1	28	28:55.7	+4:48.4	28	33:54.1	+5:08.2	29	
Loop Time	6:03.3	+38.1	11	6:10.4	+30.4	16	6:03.5	+33.7	8	6:30.5	+59.8	24	4:58.4	+36.0	27	
Shooting	1	31.0	+7.0	=6	1	37.0	+10.0	=15	1	34.0	+13.0	=26	2	31.0	+14.0	=19
Range Time																
Course Time													4:58.4	+36.0	27	
Penalty Time																
30	29	IGLICAR Ziga	SLO										4	34:43.1	+5:57.2	30
Cumulative Time	9:19.3	+3:17.1	29	15:37.1	+3:27.9	28	22:41.3	+4:33.2	30	29:22.8	+5:15.5	30	34:43.1	+5:57.2	30	
Loop Time	6:29.3	+1:04.1	28	6:17.8	+37.8	21	7:04.2	+1:34.4	37	6:41.5	+1:10.8	29	5:20.3	+57.9	=43	
Shooting	1	43.0	+19.0	=34	0	46.0	+19.0	=39	2	41.0	+20.0	40	1	32.0	+15.0	=21
Range Time																
Course Time													5:20.3	+57.9	=43	
Penalty Time																
31	32	NYCHYPORENKO Mykola	UKR										7	34:57.1	+6:11.2	31
Cumulative Time	9:43.2	+3:41.0	32	16:04.0	+3:54.8	30	23:23.8	+5:15.7	31	29:47.7	+5:40.4	31	34:57.1	+6:11.2	31	
Loop Time	6:38.2	+1:13.0	33	6:20.8	+40.8	23	7:19.8	+1:50.0	43	6:23.9	+53.2	19	5:09.4	+47.0	38	
Shooting	2	27.0	+3.0	2	1	31.0	+4.0	=3	3	32.0	+11.0	=22	1	28.0	+11.0	=9
Range Time																
Course Time													5:09.4	+47.0	38	
Penalty Time																
32	26	KOCIAN Jakub	CZE										9	35:18.7	+6:32.8	32
Cumulative Time	8:49.4	+2:47.2	23	16:26.5	+4:17.3	32	23:24.3	+5:16.2	32	30:19.9	+6:12.6	32	35:18.7	+6:32.8	32	
Loop Time	6:16.4	+51.2	19	7:37.1	+1:57.1	47	6:57.8	+1:28.0	34	6:55.6	+1:24.9	36	4:58.8	+36.4	29	
Shooting	1	43.0	+19.0	=34	4	45.0	+18.0	=34	2	37.0	+16.0	33	2	32.0	+15.0	=21
Range Time																
Course Time													4:58.8	+36.4	29	
Penalty Time																



Competition Analysis

Rank	Bib	Name	NOC										T			
Loop 1		Loop 2			Loop 3			Loop 4		Loop 5		Result	Behind	Rank		
Time	Rank	Time	Rank	Time	Rank	Time	Rank	Time	Rank	Time	Rank					
33	23	IVCHENKO Yevhen	UKR										11	35:22.4	+6:36.5	33
Cumulative Time	9:47.2	+3:45.0	33	17:19.9	+5:10.7	35	24:35.8	+6:27.7	36	30:36.6	+6:29.3	34	35:22.4	+6:36.5	33	
Loop Time	7:27.2	+2:02.0	43	7:32.7	+1:52.7	46	7:15.9	+1:46.1	41	6:00.8	+30.1	9	4:45.8	+23.4	13	
Shooting	4	51.0	+27.0	46	4	40.0	+13.0	=23	3	40.0	+19.0	=37	0	34.0	+17.0	=29
Range Time																
Course Time													4:45.8	+23.4	13	
Penalty Time																
34	28	MACKINE Jokubas	LTU										7	35:30.3	+6:44.4	34
Cumulative Time	10:26.0	+4:23.8	36	17:17.3	+5:08.1	34	24:12.2	+6:04.1	35	30:38.4	+6:31.1	35	35:30.3	+6:44.4	34	
Loop Time	7:41.0	+2:15.8	47	6:51.3	+1:11.3	36	6:54.9	+1:25.1	32	6:26.2	+55.5	20	4:51.9	+29.5	19	
Shooting	3	54.0	+30.0	=48	1	57.0	+30.0	49	2	42.0	+21.0	=41	1	42.0	+25.0	=42
Range Time																
Course Time													4:51.9	+29.5	19	
Penalty Time																
35	36	SLEZAK Viktor	SVK										7	35:33.6	+6:47.7	35
Cumulative Time	10:42.4	+4:40.2	37	17:40.6	+5:31.4	39	24:05.5	+5:57.4	34	30:27.4	+6:20.1	33	35:33.6	+6:47.7	35	
Loop Time	7:18.4	+1:53.2	40	6:58.2	+1:18.2	38	6:24.9	+55.1	20	6:21.9	+51.2	18	5:06.2	+43.8	35	
Shooting	3	37.0	+13.0	=24	2	43.0	+16.0	=30	1	35.0	+14.0	29	1	37.0	+20.0	=36
Range Time																
Course Time													5:06.2	+43.8	35	
Penalty Time																
36	31	ALALMA Okan	TUR										8	35:33.7	+6:47.8	36
Cumulative Time	9:21.2	+3:19.0	30	16:47.4	+4:38.2	33	23:51.2	+5:43.1	33	30:43.0	+6:35.7	36	35:33.7	+6:47.8	36	
Loop Time	6:22.2	+57.0	24	7:26.2	+1:46.2	45	7:03.8	+1:34.0	36	6:51.8	+1:21.1	35	4:50.7	+28.3	17	
Shooting	1	35.0	+11.0	=18	3	50.0	+23.0	44	2	38.0	+17.0	=34	2	33.0	+16.0	=27
Range Time																
Course Time													4:50.7	+28.3	17	
Penalty Time																
37	49	DEMIR Cihad	TUR										2	36:19.2	+7:33.3	37
Cumulative Time	11:35.6	+5:33.4	43	18:44.6	+6:35.4	43	24:58.7	+6:50.6	39	31:13.8	+7:06.5	38	36:19.2	+7:33.3	37	
Loop Time	6:06.6	+41.4	13	7:09.0	+1:29.0	42	6:14.1	+44.3	14	6:15.1	+44.4	14	5:05.4	+43.0	34	
Shooting	0	45.0	+21.0	=40	2	51.0	+24.0	=45	0	36.0	+15.0	=30	0	38.0	+21.0	39
Range Time																
Course Time													5:05.4	+43.0	34	
Penalty Time																
38	38	RUSU Vasile	ROU										5	36:30.5	+7:44.6	38
Cumulative Time	10:23.1	+4:20.9	35	17:31.4	+5:22.2	37	24:49.4	+6:41.3	38	31:05.7	+6:58.4	37	36:30.5	+7:44.6	38	
Loop Time	6:35.1	+1:09.9	31	7:08.3	+1:28.3	=39	7:18.0	+1:48.2	42	6:16.3	+45.6	16	5:24.8	+1:02.4	46	
Shooting	1	36.0	+12.0	=21	2	43.0	+16.0	=30	2	34.0	+13.0	=26	0	30.0	+13.0	=16
Range Time																
Course Time													5:24.8	+1:02.4	46	
Penalty Time																
39	37	DUICU Adelin Miodrag	ROU										8	36:57.2	+8:11.3	39
Cumulative Time	10:49.4	+4:47.2	=38	17:39.1	+5:29.9	38	24:46.5	+6:38.4	37	31:50.7	+7:43.4	39	36:57.2	+8:11.3	39	
Loop Time	7:24.4	+1:59.2	42	6:49.7	+1:09.7	35	7:07.4	+1:37.6	39	7:04.2	+1:33.5	37	5:06.5	+44.1	36	
Shooting	3	42.0	+18.0	=30	1	46.0	+19.0	=39	2	33.0	+12.0	=24	2	32.0	+15.0	=21
Range Time																
Course Time													5:06.5	+44.1	36	
Penalty Time																
40	44	GREGOR Tomas	CZE										5	37:41.3	+8:55.4	40
Cumulative Time	11:00.2	+4:58.0	40	17:30.6	+5:21.4	36	25:10.4	+7:02.3	40	32:29.9	+8:22.6	40	37:41.3	+8:55.4	40	
Loop Time	6:16.2	+51.0	18	6:30.4	+50.4	26	7:39.8	+2:10.0	46	7:19.5	+1:48.8	42	5:11.4	+49.0	40	
Shooting	0	35.0	+11.0	=18	0	36.0	+9.0	=13	3	32.0	+11.0	=22	2	39.0	+22.0	40
Range Time																
Course Time													5:11.4	+49.0	40	
Penalty Time																



Competition Analysis

Rank	Bib	Name	NOC										T							
Loop 1		Loop 2			Loop 3			Loop 4		Loop 5		Result	Behind	Rank						
Time	Rank	Time	Rank	Time	Rank	Time	Rank	Time	Rank	Time	Rank									
41	40	BERGANSKI Kacper	POL										9	37:48.0	+9:02.1	41				
Cumulative Time	10:49.4	+4:47.2	=38	17:57.7	+5:48.5	40	25:21.2	+7:13.1	42	32:47.5	+8:40.2	41								
Loop Time	6:36.4	+1:11.2	32	7:08.3	+1:28.3	=39	7:23.5	+1:53.7	44	7:26.3	+1:55.6	43	5:00.5	+38.1	30					
Shooting	1	49.0	+25.0	45	2	52.0	+25.0	47	3	42.0	+21.0	=41	3	36.0	+19.0	=33	9	2:59.0	+1:21.0	=45
Range Time																				
Course Time													5:00.5	+38.1	30					
Penalty Time																				
42	42	COLIC Milos	BIH										9	38:08.3	+9:22.4	42				
Cumulative Time	11:05.9	+5:03.7	41	18:14.8	+6:05.6	41	25:17.6	+7:09.5	41	33:10.8	+9:03.5	43								
Loop Time	6:33.9	+1:08.7	30	7:08.9	+1:28.9	41	7:02.8	+1:33.0	35	7:53.2	+2:22.5	49	4:57.5	+35.1	25					
Shooting	1	45.0	+21.0	=40	2	46.0	+19.0	=39	2	42.0	+21.0	=41	4	42.0	+25.0	=42	9	2:55.0	+1:17.0	=42
Range Time																				
Course Time													4:57.5	+35.1	25					
Penalty Time																				
43	41	KALUZNY Krystian	POL										9	38:25.0	+9:39.1	43				
Cumulative Time	12:41.7	+6:39.5	49	19:53.6	+7:44.4	47	26:28.9	+8:20.8	44	33:02.7	+8:55.4	42								
Loop Time	8:20.7	+2:55.5	50	7:11.9	+1:31.9	43	6:35.3	+1:05.5	27	6:33.8	+1:03.1	25	5:22.3	+59.9	45					
Shooting	5	47.0	+23.0	44	2	39.0	+12.0	=20	1	25.0	+4.0	=6	1	27.0	+10.0	=7	9	2:18.0	+40.0	19
Range Time																				
Course Time													5:22.3	+59.9	45					
Penalty Time																				
44	35	MATSETSKI Andrei	BLR										13	38:40.5	+9:54.6	44				
Cumulative Time	11:11.8	+5:09.6	42	19:03.5	+6:54.3	45	26:49.9	+8:41.8	45	33:23.8	+9:16.5	44								
Loop Time	7:51.8	+2:26.6	49	7:51.7	+2:11.7	49	7:46.4	+2:16.6	47	6:33.9	+1:03.2	26	5:16.7	+54.3	41					
Shooting	4	45.0	+21.0	=40	4	46.0	+19.0	=39	4	33.0	+12.0	=24	1	27.0	+10.0	=7	13	2:31.0	+53.0	26
Range Time																				
Course Time													5:16.7	+54.3	41					
Penalty Time																				
45	48	YASAR Hayri	TUR										10	38:41.2	+9:55.3	45				
Cumulative Time	12:14.3	+6:12.1	47	18:42.9	+6:33.7	42	25:57.9	+7:49.8	43	33:50.2	+9:42.9	45								
Loop Time	6:53.3	+1:28.1	36	6:28.6	+48.6	25	7:15.0	+1:45.2	40	7:52.3	+2:21.6	48	4:51.0	+28.6	18					
Shooting	2	42.0	+18.0	=30	1	45.0	+18.0	=34	3	46.0	+25.0	=45	4	41.0	+24.0	41	10	2:54.0	+1:16.0	=40
Range Time																				
Course Time													4:51.0	+28.6	18					
Penalty Time																				
46	47	HONCHEREVSKYI Vladyslav	UKR										10	39:59.7	+11:13.8	46				
Cumulative Time	11:58.9	+5:56.7	45	18:44.7	+6:35.5	44	26:59.6	+8:51.5	46	34:39.4	+10:32.1	46								
Loop Time	6:54.9	+1:29.7	38	6:45.8	+1:05.8	34	8:14.9	+2:45.1	49	7:39.8	+2:09.1	45	5:20.3	+57.9	=43					
Shooting	2	39.0	+15.0	=27	1	43.0	+16.0	=30	4	46.0	+25.0	=45	3	34.0	+17.0	=29	10	2:42.0	+1:04.0	=34
Range Time																				
Course Time													5:20.3	+57.9	=43					
Penalty Time																				
47	43	ATAS Adem	TUR										10	40:06.1	+11:20.2	47				
Cumulative Time	12:11.0	+6:08.8	46	19:04.3	+6:55.1	46	27:09.7	+9:01.6	47	34:48.2	+10:40.9	47								
Loop Time	7:30.0	+2:04.8	44	6:53.3	+1:13.3	37	8:05.4	+2:35.6	48	7:38.5	+2:07.8	44	5:17.9	+55.5	42					
Shooting	3	46.0	+22.0	43	1	45.0	+18.0	=34	3	38.0	+17.0	=34	3	32.0	+15.0	=21	10	2:41.0	+1:03.0	33
Range Time																				
Course Time													5:17.9	+55.5	42					
Penalty Time																				
48	45	NESTSIARENKA Mikita	BLR										14	41:08.4	+12:22.5	48				
Cumulative Time	12:32.6	+6:30.4	48	19:57.5	+7:48.3	49	27:28.4	+9:20.3	48	35:37.3	+11:30.0	48								
Loop Time	7:44.6	+2:19.4	48	7:24.9	+1:44.9	44	7:30.9	+2:01.1	45	8:08.9	+2:38.2	50	5:31.1	+1:08.7	47					
Shooting	4	42.0	+18.0	=30	3	45.0	+18.0	=34	3	46.0	+25.0	=45	4	45.0	+28.0	46	14	2:58.0	+1:20.0	44
Range Time																				
Course Time													5:31.1	+1:08.7	47					
Penalty Time																				



Competition Analysis

Rank	Bib	Name	NOC										T			
		Loop 1		Loop 2		Loop 3		Loop 4		Loop 5		Result	Behind	Rank		
		Time	Rank	Time	Rank	Time	Rank	Time	Rank	Time	Rank					
49	51	SZWAST Micha										POL	9	41:43.6	+12:57.7	49
Cumulative Time	14:10.6	+8:08.4	50	21:55.1	+9:45.9	50	28:23.3	+10:15.2	49	36:08.2	+12:00.9	49	41:43.6	+12:57.7	49	
Loop Time	7:22.6	+1:57.4	41	7:44.5	+2:04.5	48	6:28.2	+58.4	22	7:44.9	+2:14.2	46	5:35.4	+1:13.0	48	
Shooting	3	41.0	+17.0	29	3	51.0	+24.0	=45	0	38.0	+17.0	=34	3	1:03.0	+46.0	50
Range Time																
Course Time																
Penalty Time																

50	46	PAPASIS Panagiotis										GRE	10	42:39.4	+13:53.5	50
Cumulative Time	11:41.8	+5:39.6	44	19:54.6	+7:45.4	48	28:44.3	+10:36.2	50	36:31.2	+12:23.9	50	42:39.4	+13:53.5	50	
Loop Time	6:49.8	+1:24.6	35	8:12.8	+2:32.8	50	8:49.7	+3:19.9	50	7:46.9	+2:16.2	47	6:08.2	+1:45.8	50	
Shooting	1	54.0	+30.0	=48	3	1:05.0	+38.0	50	4	1:01.0	+40.0	50	2	43.0	+26.0	=44
Range Time																
Course Time																
Penalty Time																

Jury Decisions

Time adjustment

23	11	AOLAID Marten										EST	+30.0	IBU DR 5.3
-----------	-----------	----------------------	--	--	--	--	--	--	--	--	--	------------	--------------	-------------------

Did Not Start

50	GUNKA Kacper										POL
-----------	---------------------	--	--	--	--	--	--	--	--	--	------------

Legend:
= Equal sign indicates that two or more competitors share the same rank
T Total penalties



Final Results - Competition Data Summary

Participation

Number of Entries	51
Did Not Start	1
Did Not Finish	0
Disqualified	0
Disqualified for unsportsmanlike behaviour	0
Ranked Competitors	50

Weather Conditions

	30 min. before Start	At Start Time	30 min. after Start	At End Time
Weather	Sunny	Sunny	Sunny	Sunny
Snow Condition	Packed	Packed	Packed	Packed
Snow Temperature	-17.0 °C / 1.4 °F	-15.0 °C / 5.0 °F	-15.0 °C / 5.0 °F	-15.0 °C / 5.0 °F
Air Temperature	-12.0 °C / 10.4 °F	-9.0 °C / 15.8 °F	-9.0 °C / 15.8 °F	-9.0 °C / 15.8 °F
Humidity	79 %	71 %	64 %	64 %
Wind Direction/Speed	N / 2.0 m/s	N / 2.0 m/s	N / 2.0 m/s	N / 2.0 m/s

Jury Information

IBU Technical Delegate - Chairman	KORDEZ Matej (SLO)
Competition Chief	ERZURUM Ilhan (TUR)
Member	DUMONT Christian (FRA)
Member	MARTON Szilard (ROU)
Member	SELIFONOV Alexandre (RUS)

Course Information

red 2000 m + red 2000 m + red 2000 m + red 2000 m + red 2000 m	
Total Course Length	10000 m
Height Difference (HD)	21 m
Max. Climb (MM)	12 m
Total Climb (MT)	340 m

Jury decisions

Bib 11 AOLAID Marten (EST) TIME ADJUSTMENT +30.0 IBU DR 5.3

IBU Technical Delegate

KORDEZ Matej (SLO)

Legend:
DR Disciplinary Rules N North



**EUROPEAN
YOUTH
OLYMPIC
FESTIVAL**



Results Book



BIATHLON

Mixed Relay



Final Results

Rank	Bib Leg	NOC Bib Color	Name	Gender	P	S	T	Leg Time	Leg Rank	Team Time	Team Rank	Behind
1	2	RUS	- RUSSIAN FEDERATION				0+11			1:16:39.3		0.0
	2-1	r	GRIGOREVA Anna	F	0+2	0+1	0+3	19:13.6	4	19:13.6	4	+42.8
	2-2	g	SHEVCHENKO Anastasia	F	0+3	0+1	0+4	18:28.5	3	37:42.1	4	+46.1
	2-3	y	VIUKHIN Andrei	M	0+0	0+3	0+3	19:29.1	1	57:11.2	1	0.0
	2-4	b	PERVUSHIN Mikhail	M	0+1	0+0	0+1	19:28.1	1	1:16:39.3	1	0.0
2	1	FRA	- FRANCE				2+9			1:17:28.3		+49.0
	1-1	r	CHAUVEAU Sophie	F	0+1	2+3	2+4	19:33.4	7	19:33.4	7	+1:02.6
	1-2	g	BENED Camille	F	0+0	0+1	0+1	17:23.0	1	36:56.4	2	+0.4
	1-3	y	DREZET Jason	M	0+2	0+1	0+3	20:29.8	4	57:26.2	2	+15.0
	1-4	b	BRIFFAZ Thomas	M	0+0	0+1	0+1	20:02.1	3	1:17:28.3	2	+49.0
3	5	FIN	- FINLAND				1+8			1:18:37.2		+1:57.9
	5-1	r	KERANEN Jenni	F	0+0	0+0	0+0	18:30.8	1	18:30.8	1	0.0
	5-2	g	KERANEN Maija	F	0+2	0+0	0+2	18:59.5	=4	37:30.3	3	+34.3
	5-3	y	INVENIUS Otto	M	0+2	1+3	1+5	20:58.1	7	58:28.4	3	+1:17.2
	5-4	b	PANTTILA Santtu	M	0+0	0+1	0+1	20:08.8	4	1:18:37.2	3	+1:57.9
4	4	CZE	- CZECH REPUBLIC				0+10			1:19:03.4		+2:24.1
	4-1	r	SVOBODOVA Eliska	F	0+0	0+2	0+2	19:25.9	5	19:25.9	5	+55.1
	4-2	g	TEPLA Eliska	F	0+3	0+0	0+3	19:15.6	7	38:41.5	5	+1:45.5
	4-3	y	KARLIK Mikulas	M	0+1	0+3	0+4	20:22.4	3	59:03.9	4	+1:52.7
	4-4	b	HORNIG Vitezslav	M	0+1	0+0	0+1	19:59.5	2	1:19:03.4	4	+2:24.1
5	3	UKR	- UKRAINE				3+14			1:20:08.8		+3:29.5
	3-1	r	KYPIACHENKOVA Liubov	F	0+0	0+3	0+3	19:10.1	3	19:10.1	3	+39.3
	3-2	g	DMYTRENKO Khrystyna	F	0+2	0+0	0+2	17:45.9	2	36:56.0	1	0.0
	3-3	y	IVCHENKO Yevhen	M	2+3	1+3	3+6	22:14.0	9	59:10.0	5	+1:58.8
	3-4	b	ROMANCHYCH Vladyslav	M	0+0	0+3	0+3	20:58.8	7	1:20:08.8	5	+3:29.5
6	7	SLO	- SLOVENIA				1+9			1:20:59.2		+4:19.9
	7-1	r	VOZELJ Tais	F	0+1	1+3	1+4	20:18.7	9	20:18.7	9	+1:47.9
	7-2	g	VINDISAR Nika	F	0+2	0+1	0+3	19:11.7	6	39:30.4	7	+2:34.4
	7-3	y	DEBELJAK Blaz	M	0+0	0+0	0+0	20:56.5	6	1:00:26.9	7	+3:15.7
	7-4	b	CISAR Alex	M	0+2	0+0	0+2	20:32.3	5	1:20:59.2	6	+4:19.9
7	8	EST	- ESTONIA				0+11			1:21:21.4		+4:42.1
	8-1	r	PRIBOLOVSKAJA Ksenia	F	0+0	0+0	0+0	19:26.5	6	19:26.5	6	+55.7
	8-2	g	MOOR Hanna	F	0+1	0+1	0+2	19:57.3	11	39:23.8	6	+2:27.8
	8-3	y	SIIMER Kristo	M	0+2	0+2	0+4	20:17.8	2	59:41.6	6	+2:30.4
	8-4	b	AOLAID Marten	M	0+3	0+2	0+5	21:39.8	9	1:21:21.4	7	+4:42.1
8	9	SVK	- SLOVAKIA				0+7			1:21:42.8		+5:03.5
	9-1	r	HAIDELMEIEROVA Veronika	F	0+2	0+1	0+3	20:44.8	10	20:44.8	10	+2:14.0
	9-2	g	HORVATOVA Henrieta	F	0+0	0+0	0+0	19:33.9	9	40:18.7	9	+3:22.7
	9-3	y	SKLENARIK Tomas	M	0+0	0+2	0+2	20:39.3	5	1:00:58.0	8	+3:46.8
	9-4	b	OTTINGER Lukas	M	0+1	0+1	0+2	20:44.8	6	1:21:42.8	8	+5:03.5
9	11	ROU	- ROMANIA				5+13			1:24:09.8		+7:30.5
	11-1	r	HAJDU Timea	F	0+1	2+3	2+4	21:36.7	12	21:36.7	12	+3:05.9
	11-2	g	MARTON Eniko	F	0+1	0+1	0+2	18:59.5	=4	40:36.2	10	+3:40.2
	11-3	y	COLTEA George Marian	M	2+3	1+3	3+6	22:19.4	10	1:02:55.6	10	+5:44.4
	11-4	b	TITOC Vasile Andrei	M	0+1	0+0	0+1	21:14.2	8	1:24:09.8	9	+7:30.5
10	6	BLR	- BELARUS				6+17			1:25:17.3		+8:38.0
	6-1	r	KUDAYEVA Darya	F	0+0	0+2	0+2	19:04.3	2	19:04.3	2	+33.5
	6-2	g	KHATSIANOVICH Katsiaryna	F	2+3	1+3	3+6	21:45.7	13	40:50.0	11	+3:54.0
	6-3	y	PETUKHOU Aliaksandr	M	0+2	3+3	3+5	22:33.5	11	1:03:23.5	11	+6:12.3
	6-4	b	BELKO Pavel	M	0+3	0+1	0+4	21:53.8	11	1:25:17.3	10	+8:38.0



Final Results

Rank	Bib Leg	NOC Bib Color	Name	Gender	P	S	T	Leg Time	Leg Rank	Team Time	Team Rank	Behind
11	12	LTU	- LITHUANIA				5+17			1:25:53.9		+9:14.6
	12-1	r	DINDAITE Raminta	F	1+3	0+2	1+5	20:17.8	8	20:17.8	8	+1:47.0
	12-2	g	JESIPIONOK Ana	F	0+1	0+1	0+2	19:15.9	8	39:33.7	8	+2:37.7
	12-3	y	MACKINE Jokubas	M	0+3	1+3	1+6	22:53.3	12	1:02:27.0	9	+5:15.8
	12-4	b	ROMANOV Nikita	M	3+3	0+1	3+4	23:26.9	13	1:25:53.9	11	+9:14.6
12	13	TUR	- TURKEY				4+21			1:26:16.9		+9:37.6
	13-1	r	SONMEZ Bahar	F	0+3	2+3	2+6	21:49.1	13	21:49.1	13	+3:18.3
	13-2	g	AGA Gulsah	F	0+3	1+3	1+6	20:36.0	12	42:25.1	13	+5:29.1
	13-3	y	ALALMA Okan	M	0+1	0+3	0+4	21:14.6	8	1:03:39.7	12	+6:28.5
	13-4	b	ATAS Adem	M	1+3	0+2	1+5	22:37.2	12	1:26:16.9	12	+9:37.6
13	10	POL	- POLAND				4+15			1:26:31.2		+9:51.9
	10-1	r	BADACZ Marcelina	F	0+0	0+2	0+2	21:12.6	11	21:12.6	11	+2:41.8
	10-2	g	PICZURA Magda	F	0+2	0+0	0+2	19:40.1	10	40:52.7	12	+3:56.7
	10-3	y	BERGANSKI Kacper	M	2+3	2+3	4+6	23:54.5	13	1:04:47.2	13	+7:36.0
	10-4	b	KALUZNY Krystian	M	0+2	0+3	0+5	21:44.0	10	1:26:31.2	13	+9:51.9

Legend:

= Equal sign indicates that two or more competitors share the same rank
F Female
M Male
r red
T Total penalties + used spare rounds

b blue
g green
P Prone
S Standing
y yellow



Competition Analysis

Rank	Bib	NOC Name	Gender		T								
		Loop 1		Loop 2		Loop 3		Result	Behind	Rank			
		Time	Rk.	Time	Rk.	Time	Rk.						
1	2	RUS - RUSSIAN FEDERATION						0+11	1:16:39.3	0.0	1		
		GRIGOREVA Anna		F									
Cumulative Time		6:54.0	+20.4	8	13:35.2	+24.4	3			19:13.6	+42.8	4	
Loop Time		6:54.0	+20.4	8	6:41.2	+8.2	2	5:38.4	+34.0	5			
Shooting	0+2	57.0	+31.0	10	0+1	36.0	0.0	1		0+3	1:33.0	+25.0	4
Range Time													
Course Time								5:38.4	+34.0	5			
Penalty Time													
		SHEVCHENKO Anastasia		F									
Cumulative Time		26:09.8	+33.2	4	32:30.6	+49.4	4			37:42.1	+46.1	4	
Loop Time		6:56.2	+41.1	6	6:20.8	+16.6	3	5:11.5	+8.3	2			
Shooting	0+3	1:16.0	+43.0	12	0+1	52.0	+21.0	10		0+4	2:08.0	+1:00.0	11
Range Time													
Course Time								5:11.5	+8.3	2			
Penalty Time													
		VIUKHIN Andrei		M									
Cumulative Time		44:23.9	+10.8	2	51:29.5	+7.9	2			57:11.2	0.0	1	
Loop Time		6:41.8	0.0	1	7:05.6	0.0	1	5:41.7	+5.1	2			
Shooting	0+0	27.0	0.0	1	0+3	51.0	+22.0	4		0+3	1:18.0	+12.0	2
Range Time													
Course Time								5:41.7	+5.1	2			
Penalty Time													
		PERVUSHIN Mikhail		M									
Cumulative Time		1:04:07.6	0.0	1	1:10:40.7	0.0	1			1:16:39.3	0.0	1	
Loop Time		6:56.4	+4.7	2	6:33.1	0.0	1	5:58.6	0.0	1			
Shooting	0+1	45.0	+16.0	8	0+0	29.0	+4.0	3		0+1	1:14.0	+8.0	2
Range Time													
Course Time								5:58.6	0.0	1			
Penalty Time													
2	1	FRA - FRANCE						2+9	1:17:28.3	+49.0	2		
		CHAUVEAU Sophie		F									
Cumulative Time		6:50.9	+17.3	6	14:29.0	+1:18.2	7			19:33.4	+1:02.6	7	
Loop Time		6:50.9	+17.3	6	7:38.1	+1:05.1	9	5:04.4	0.0	1			
Shooting	0+1	54.0	+28.0	9	2+3	1:19.0	+43.0	12		2+4	2:13.0	+1:05.0	13
Range Time													
Course Time								5:04.4	0.0	1			
Penalty Time													
		BENED Camille		F									
Cumulative Time		25:48.5	+11.9	3	31:53.2	+12.0	2			36:56.4	+0.4	2	
Loop Time		6:15.1	0.0	1	6:04.7	+0.5	2	5:03.2	0.0	1			
Shooting	0+0	33.0	0.0	1	0+1	35.0	+4.0	6		0+1	1:08.0	0.0	1
Range Time													
Course Time								5:03.2	0.0	1			
Penalty Time													
		DREZET Jason		M									
Cumulative Time		44:13.1	0.0	1	51:21.6	0.0	1			57:26.2	+15.0	2	
Loop Time		7:16.7	+34.9	6	7:08.5	+2.9	2	6:04.6	+28.0	6			
Shooting	0+2	1:03.0	+36.0	9	0+1	41.0	+12.0	2		0+3	1:44.0	+38.0	6
Range Time													
Course Time								6:04.6	+28.0	6			
Penalty Time													
		BRIFFAZ Thomas		M									
Cumulative Time		1:04:25.2	+17.6	2	1:11:20.7	+40.0	2			1:17:28.3	+49.0	2	
Loop Time		6:59.0	+7.3	3	6:55.5	+22.4	3	6:07.6	+9.0	4			
Shooting	0+0	42.0	+13.0	5	0+1	39.0	+14.0	7		0+1	1:21.0	+15.0	6
Range Time													
Course Time								6:07.6	+9.0	4			
Penalty Time													



Competition Analysis

Rank	Bib	NOC Name	Gender				T			
		Loop 1		Loop 2		Loop 3		Result	Behind	Rank
		Time	Rk.	Time	Rk.	Time	Rk.			
3	5	FIN - FINLAND					1+8	1:18:37.2	+1:57.9	3
		KERANEN Jenni				F				
Cumulative Time		6:37.8	+4.2	13:10.8	0.0			18:30.8	0.0	1
Loop Time		6:37.8	+4.2	6:33.0	0.0	5:20.0	+15.6	3		
Shooting	0+0	32.0	+6.0	36.0	0.0			0+0	1:08.0	0.0
Range Time										
Course Time						5:20.0	+15.6	3		
Penalty Time										
		KERANEN Maija				F				
Cumulative Time		25:36.6	0.0	31:59.2	+18.0			37:30.3	+34.3	3
Loop Time		7:05.8	+50.7	6:22.6	+18.4	5:31.1	+27.9	5		
Shooting	0+2	1:05.0	+32.0	31.0	0.0			0+2	1:36.0	+28.0
Range Time										
Course Time						5:31.1	+27.9	5		
Penalty Time										
		INVENIUS Otto				M				
Cumulative Time		44:47.2	+34.1	52:23.9	+1:02.3			58:28.4	+1:17.2	3
Loop Time		7:16.9	+35.1	7:36.7	+31.1	6:04.5	+27.9	5		
Shooting	0+2	45.0	+18.0	54.0	+25.0			1+5	1:39.0	+33.0
Range Time										
Course Time						6:04.5	+27.9	5		
Penalty Time										
		PANTTILA Santtu				M				
Cumulative Time		1:05:33.4	+1:25.8	1:12:32.5	+1:51.8			1:18:37.2	+1:57.9	3
Loop Time		7:05.0	+13.3	6:59.1	+26.0	6:04.7	+6.1	2		
Shooting	0+0	40.0	+11.0	34.0	+9.0			0+1	1:14.0	+8.0
Range Time										
Course Time						6:04.7	+6.1	2		
Penalty Time										
4	4	CZE - CZECH REPUBLIC					0+10	1:19:03.4	+2:24.1	4
		SVOBODOVA Eliska				F				
Cumulative Time		6:40.5	+6.9	13:48.6	+37.8			19:25.9	+55.1	5
Loop Time		6:40.5	+6.9	7:08.1	+35.1	5:37.3	+32.9	4		
Shooting	0+0	37.0	+11.0	58.0	+22.0			0+2	1:35.0	+27.0
Range Time										
Course Time						5:37.3	+32.9	4		
Penalty Time										
		TEPLA Eliska				F				
Cumulative Time		26:40.3	+1:03.7	33:15.1	+1:33.9			38:41.5	+1:45.5	5
Loop Time		7:14.4	+59.3	6:34.8	+30.6	5:26.4	+23.2	4		
Shooting	0+3	1:12.0	+39.0	31.0	0.0			0+3	1:43.0	+35.0
Range Time										
Course Time						5:26.4	+23.2	4		
Penalty Time										
		KARLIK Mikulas				M				
Cumulative Time		45:54.6	+1:41.5	53:27.3	+2:05.7			59:03.9	+1:52.7	4
Loop Time		7:13.1	+31.3	7:32.7	+27.1	5:36.6	0.0	1		
Shooting	0+1	50.0	+23.0	1:15.0	+46.0			0+4	2:05.0	+59.0
Range Time										
Course Time						5:36.6	0.0	1		
Penalty Time										
		HORNIG Vitezslav				M				
Cumulative Time		1:06:09.5	+2:01.9	1:12:57.3	+2:16.6			1:19:03.4	+2:24.1	4
Loop Time		7:05.6	+13.9	6:47.8	+14.7	6:06.1	+7.5	3		
Shooting	0+1	41.0	+12.0	25.0	0.0			0+1	1:06.0	0.0
Range Time										
Course Time						6:06.1	+7.5	3		
Penalty Time										



Competition Analysis

Rank	Bib	NOC Name	Gender				T					
		Loop 1		Loop 2		Loop 3		Result	Behind	Rank		
		Time	Rk.	Time	Rk.	Time	Rk.					
5	3	UKR - UKRAINE					3+14	1:20:08.8	+3:29.5	5		
		KYPIACHENKOVA Liubov				F						
Cumulative Time		6:52.0	+18.4	7	13:54.0	+43.2	6		19:10.1	+39.3	3	
Loop Time		6:52.0	+18.4	7	7:02.0	+29.0	5	5:16.1	+11.7	2		
Shooting	0+0	51.0	+25.0	8	0+3	1:21.0	+45.0	13	0+3	2:12.0	+1:04.0	12
Range Time												
Course Time								5:16.1	+11.7	2		
Penalty Time												
		DMYTRENKO Khrystyna				F						
Cumulative Time		25:37.0	+0.4	2	31:41.2	0.0	1		36:56.0	0.0	1	
Loop Time		6:26.9	+11.8	2	6:04.2	0.0	1	5:14.8	+11.6	3		
Shooting	0+2	49.0	+16.0	5	0+0	33.0	+2.0	5	0+2	1:22.0	+14.0	4
Range Time												
Course Time								5:14.8	+11.6	3		
Penalty Time												
		IVCHENKO Yevhen				M						
Cumulative Time		44:58.3	+45.2	4	52:58.2	+1:36.6	4		59:10.0	+1:58.8	5	
Loop Time		8:02.3	+1:20.5	10	7:59.9	+54.3	10	6:11.8	+35.2	8		
Shooting	2+3	1:05.0	+38.0	11	1+3	1:02.0	+33.0	8	3+6	2:07.0	+1:01.0	11
Range Time												
Course Time								6:11.8	+35.2	8		
Penalty Time												
		ROMANCHYCH Vladyslav				M						
Cumulative Time		1:06:01.7	+1:54.1	4	1:13:34.4	+2:53.7	5		1:20:08.8	+3:29.5	5	
Loop Time		6:51.7	0.0	1	7:32.7	+59.6	10	6:34.4	+35.8	12		
Shooting	0+0	29.0	0.0	1	0+3	1:04.0	+39.0	12	0+3	1:33.0	+27.0	9
Range Time												
Course Time								6:34.4	+35.8	12		
Penalty Time												
6	7	SLO - SLOVENIA					1+9	1:20:59.2	+4:19.9	6		
		VOZELJ Tais				F						
Cumulative Time		6:54.0	+20.4	8	14:36.1	+1:25.3	8		20:18.7	+1:47.9	9	
Loop Time		6:54.0	+20.4	8	7:42.1	+1:09.1	10	5:42.6	+38.2	7		
Shooting	0+1	50.0	+24.0	7	1+3	1:07.0	+31.0	11	1+4	1:57.0	+49.0	8
Range Time												
Course Time								5:42.6	+38.2	7		
Penalty Time												
		VINDISAR Nika				F						
Cumulative Time		27:12.6	+1:36.0	8	33:51.0	+2:09.8	8		39:30.4	+2:34.4	7	
Loop Time		6:53.9	+38.8	4	6:38.4	+34.2	7	5:39.4	+36.2	7		
Shooting	0+2	53.0	+20.0	6	0+1	38.0	+7.0	7	0+3	1:31.0	+23.0	5
Range Time												
Course Time								5:39.4	+36.2	7		
Penalty Time												
		DEBELJAK Blaz				M						
Cumulative Time		46:44.4	+2:31.3	7	54:02.7	+2:41.1	7		1:00:26.9	+3:15.7	7	
Loop Time		7:14.0	+32.2	5	7:18.3	+12.7	4	6:24.2	+47.6	13		
Shooting	0+0	37.0	+10.0	2	0+0	29.0	0.0	1	0+0	1:06.0	0.0	1
Range Time												
Course Time								6:24.2	+47.6	13		
Penalty Time												
		CISAR Alex				M						
Cumulative Time		1:07:43.7	+3:36.1	7	1:14:42.3	+4:01.6	6		1:20:59.2	+4:19.9	6	
Loop Time		7:16.8	+25.1	7	6:58.6	+25.5	4	6:16.9	+18.3	7		
Shooting	0+2	50.0	+21.0	9	0+0	28.0	+3.0	2	0+2	1:18.0	+12.0	5
Range Time												
Course Time								6:16.9	+18.3	7		
Penalty Time												



Competition Analysis

Rank	Bib	NOC Name	Gender		T							
		Loop 1		Loop 2		Loop 3		Result	Behind	Rank		
		Time	Rk.	Time	Rk.	Time	Rk.					
7	8	EST - ESTONIA						0+11	1:21:21.4	+4:42.1	7	
		PRIBOLOVSKAJA Ksenia		F								
Cumulative Time		6:44.6	+11.0	4	13:35.6	+24.8	4		19:26.5	+55.7	6	
Loop Time		6:44.6	+11.0	4	6:51.0	+18.0	4	5:50.9	+46.5	9		
Shooting	0+0	36.0	+10.0	4	0+0	40.0	+4.0	3	0+0	1:16.0	+8.0	3
Range Time												
Course Time								5:50.9	+46.5	9		
Penalty Time												
		MOOR Hanna		F								
Cumulative Time		26:22.7	+46.1	5	33:25.7	+1:44.5	6		39:23.8	+2:27.8	6	
Loop Time		6:56.2	+41.1	6	7:03.0	+58.8	11	5:58.1	+54.9	13		
Shooting	0+1	57.0	+24.0	7	0+1	43.0	+12.0	9	0+2	1:40.0	+32.0	8
Range Time												
Course Time								5:58.1	+54.9	13		
Penalty Time												
		SIIMER Kristo		M								
Cumulative Time		46:36.9	+2:23.8	6	53:45.6	+2:24.0	6		59:41.6	+2:30.4	6	
Loop Time		7:13.1	+31.3	3	7:08.7	+3.1	3	5:56.0	+19.4	3		
Shooting	0+2	51.0	+24.0	6	0+2	50.0	+21.0	3	0+4	1:41.0	+35.0	5
Range Time												
Course Time								5:56.0	+19.4	3		
Penalty Time												
		AOLAID Marten		M								
Cumulative Time		1:07:28.4	+3:20.8	6	1:15:00.4	+4:19.7	7		1:21:21.4	+4:42.1	7	
Loop Time		7:46.8	+55.1	10	7:32.0	+58.9	9	6:21.0	+22.4	8		
Shooting	0+3	1:12.0	+43.0	11	0+2	58.0	+33.0	11	0+5	2:10.0	+1:04.0	11
Range Time												
Course Time								6:21.0	+22.4	8		
Penalty Time												
8	9	SVK - SLOVAKIA						0+7	1:21:42.8	+5:03.5	8	
		HAIDELMEIEROVA Veronika		F								
Cumulative Time		7:20.4	+46.8	12	14:36.4	+1:25.6	9		20:44.8	+2:14.0	10	
Loop Time		7:20.4	+46.8	12	7:16.0	+43.0	8	6:08.4	+1:04.0	10		
Shooting	0+2	1:10.0	+44.0	13	0+1	47.0	+11.0	4	0+3	1:57.0	+49.0	8
Range Time												
Course Time								6:08.4	+1:04.0	10		
Penalty Time												
		HORVATOVA Henrieta		F								
Cumulative Time		27:42.2	+2:05.6	10	34:32.6	+2:51.4	9		40:18.7	+3:22.7	9	
Loop Time		6:57.4	+42.3	8	6:50.4	+46.2	9	5:46.1	+42.9	11		
Shooting	0+0	35.0	+2.0	2	0+0	42.0	+11.0	8	0+0	1:17.0	+9.0	3
Range Time												
Course Time								5:46.1	+42.9	11		
Penalty Time												
		SKLENARIK Tomas		M								
Cumulative Time		47:30.6	+3:17.5	8	54:51.3	+3:29.7	8		1:00:58.0	+3:46.8	8	
Loop Time		7:11.9	+30.1	2	7:20.7	+15.1	5	6:06.7	+30.1	7		
Shooting	0+0	38.0	+11.0	3	0+2	53.0	+24.0	5	0+2	1:31.0	+25.0	3
Range Time												
Course Time								6:06.7	+30.1	7		
Penalty Time												
		OTTINGER Lukas		M								
Cumulative Time		1:08:07.5	+3:59.9	8	1:15:29.9	+4:49.2	8		1:21:42.8	+5:03.5	8	
Loop Time		7:09.5	+17.8	6	7:22.4	+49.3	7	6:12.9	+14.3	6		
Shooting	0+1	42.0	+13.0	5	0+1	49.0	+24.0	9	0+2	1:31.0	+25.0	7
Range Time												
Course Time								6:12.9	+14.3	6		
Penalty Time												



Competition Analysis

Rank	Bib	NOC Name	Gender				T						
		Loop 1		Loop 2		Loop 3		Result	Behind	Rank			
		Time	Rk.	Time	Rk.	Time	Rk.						
9	11	ROU - ROMANIA					5+13	1:24:09.8	+7:30.5	9			
		HAJDU Timea				F							
Cumulative Time		6:45.4	+11.8	5	15:20.6	+2:09.8	12			21:36.7	+3:05.9	12	
Loop Time		6:45.4	+11.8	5	8:35.2	+2:02.2	13	6:16.1	+1:11.7	12			
Shooting	0+1	39.0	+13.0	6	2+3	58.0	+22.0	6		2+4	1:37.0	+29.0	7
Range Time													
Course Time								6:16.1	+1:11.7	12			
Penalty Time													
		MARTON Eniko				F							
Cumulative Time		28:09.2	+2:32.6	11	35:04.3	+3:23.1	10			40:36.2	+3:40.2	10	
Loop Time		6:32.5	+17.4	3	6:55.1	+50.9	10	5:31.9	+28.7	6			
Shooting	0+1	39.0	+6.0	4	0+1	54.0	+23.0	11		0+2	1:33.0	+25.0	6
Range Time													
Course Time								5:31.9	+28.7	6			
Penalty Time													
		COLTEA George Marian				M							
Cumulative Time		48:48.6	+4:35.5	11	56:41.6	+5:20.0	10			1:02:55.6	+5:44.4	10	
Loop Time		8:12.4	+1:30.6	11	7:53.0	+47.4	9	6:14.0	+37.4	9			
Shooting	2+3	1:03.0	+36.0	9	1+3	54.0	+25.0	6		3+6	1:57.0	+51.0	7
Range Time													
Course Time								6:14.0	+37.4	9			
Penalty Time													
		TITOC Vasile Andrei				M							
Cumulative Time		1:10:23.9	+6:16.3	9	1:17:41.0	+7:00.3	9			1:24:09.8	+7:30.5	9	
Loop Time		7:28.3	+36.6	8	7:17.1	+44.0	6	6:28.8	+30.2	10			
Shooting	0+1	41.0	+12.0	3	0+0	36.0	+11.0	5		0+1	1:17.0	+11.0	4
Range Time													
Course Time								6:28.8	+30.2	10			
Penalty Time													
10	6	BLR - BELARUS					6+17	1:25:17.3	+8:38.0	10			
		KUDAYEVA Darya				F							
Cumulative Time		6:33.6	0.0	1	13:21.6	+10.8	2			19:04.3	+33.5	2	
Loop Time		6:33.6	0.0	1	6:48.0	+15.0	3	5:42.7	+38.3	8			
Shooting	0+0	26.0	0.0	1	0+2	47.0	+11.0	4		0+2	1:13.0	+5.0	2
Range Time													
Course Time								5:42.7	+38.3	8			
Penalty Time													
		KHATSIANOVICH Katsiaryna				F							
Cumulative Time		27:29.5	+1:52.9	9	35:08.2	+3:27.0	12			40:50.0	+3:54.0	11	
Loop Time		8:25.2	+2:10.1	13	7:38.7	+1:34.5	12	5:41.8	+38.6	8			
Shooting	2+3	1:56.0	+1:23.0	13	1+3	1:10.0	+39.0	13		3+6	3:06.0	+1:58.0	13
Range Time													
Course Time								5:41.8	+38.6	8			
Penalty Time													
		PETUKHOU Aliksandr				M							
Cumulative Time		48:07.8	+3:54.7	10	57:06.3	+5:44.7	11			1:03:23.5	+6:12.3	11	
Loop Time		7:17.8	+36.0	8	8:58.5	+1:52.9	13	6:17.2	+40.6	10			
Shooting	0+2	59.0	+32.0	8	3+3	1:07.0	+38.0	11		3+5	2:06.0	+1:00.0	10
Range Time													
Course Time								6:17.2	+40.6	10			
Penalty Time													
		BELKO Pavel				M							
Cumulative Time		1:11:22.7	+7:15.1	10	1:18:47.6	+8:06.9	10			1:25:17.3	+8:38.0	10	
Loop Time		7:59.2	+1:07.5	11	7:24.9	+51.8	8	6:29.7	+31.1	11			
Shooting	0+3	1:09.0	+40.0	10	0+1	37.0	+12.0	6		0+4	1:46.0	+40.0	10
Range Time													
Course Time								6:29.7	+31.1	11			
Penalty Time													



Competition Analysis

Rank	Bib	NOC Name	Gender		T								
		Loop 1		Loop 2		Loop 3		Result		Behind		Rank	
		Time	Rk.	Time	Rk.	Time	Rk.						
11	12	LTU - LITHUANIA						5+17	1:25:53.9	+9:14.6	11		
		DINDAITE Raminta		F									
Cumulative Time		7:31.6	+58.0	13	14:38.1	+1:27.3	10			20:17.8	+1:47.0	8	
Loop Time		7:31.6	+58.0	13	7:06.5	+33.5	6	5:39.7	+35.3	6			
Shooting		1+3	1:04.0	+38.0	12	0+2	1:00.0	+24.0	8	1+5	2:04.0	+56.0	11
Range Time													
Course Time								5:39.7	+35.3	6			
Penalty Time													
		JESIPIONOK Ana		F									
Cumulative Time		27:11.9	+1:35.3	7	33:47.2	+2:06.0	7			39:33.7	+2:37.7	8	
Loop Time		6:54.1	+39.0	5	6:35.3	+31.1	6	5:46.5	+43.3	12			
Shooting		0+1	36.0	+3.0	3	0+1	32.0	+1.0	3	0+2	1:08.0	0.0	1
Range Time													
Course Time								5:46.5	+43.3	12			
Penalty Time													
		MACKINE Jokubas		M									
Cumulative Time		47:59.4	+3:46.3	9	56:09.4	+4:47.8	9			1:02:27.0	+5:15.8	9	
Loop Time		8:25.7	+1:43.9	12	8:10.0	+1:04.4	11	6:17.6	+41.0	11			
Shooting		0+3	1:26.0	+59.0	12	1+3	1:06.0	+37.0	9	1+6	2:32.0	+1:26.0	12
Range Time													
Course Time								6:17.6	+41.0	11			
Penalty Time													
		ROMANOV Nikita		M									
Cumulative Time		1:11:48.6	+7:41.0	11	1:19:44.3	+9:03.6	11			1:25:53.9	+9:14.6	11	
Loop Time		9:21.6	+2:29.9	13	7:55.7	+1:22.6	13	6:09.6	+11.0	5			
Shooting		3+3	1:33.0	+1:04.0	13	0+1	1:09.0	+44.0	13	3+4	2:42.0	+1:36.0	13
Range Time													
Course Time								6:09.6	+11.0	5			
Penalty Time													
12	13	TUR - TURKEY						4+21	1:26:16.9	+9:37.6	12		
		SONMEZ Bahar		F									
Cumulative Time		7:10.6	+37.0	11	15:38.2	+2:27.4	13			21:49.1	+3:18.3	13	
Loop Time		7:10.6	+37.0	11	8:27.6	+1:54.6	12	6:10.9	+1:06.5	11			
Shooting		0+3	1:00.0	+34.0	11	2+3	1:03.0	+27.0	10	2+6	2:03.0	+55.0	10
Range Time													
Course Time								6:10.9	+1:06.5	11			
Penalty Time													
		AGA Gulsah		F									
Cumulative Time		28:54.5	+3:17.9	13	36:41.0	+4:59.8	13			42:25.1	+5:29.1	13	
Loop Time		7:05.4	+50.3	9	7:46.5	+1:42.3	13	5:44.1	+40.9	9			
Shooting		0+3	1:12.0	+39.0	10	1+3	1:06.0	+35.0	12	1+6	2:18.0	+1:10.0	12
Range Time													
Course Time								5:44.1	+40.9	9			
Penalty Time													
		ALALMA Okan		M									
Cumulative Time		50:03.4	+5:50.3	13	57:39.4	+6:17.8	12			1:03:39.7	+6:28.5	12	
Loop Time		7:38.3	+56.5	9	7:36.0	+30.4	7	6:00.3	+23.7	4			
Shooting		0+1	51.0	+24.0	6	0+3	1:06.0	+37.0	9	0+4	1:57.0	+51.0	7
Range Time													
Course Time								6:00.3	+23.7	4			
Penalty Time													
		ATAS Adem		M									
Cumulative Time		1:12:02.8	+7:55.2	12	1:19:50.4	+9:09.7	12			1:26:16.9	+9:37.6	12	
Loop Time		8:23.1	+1:31.4	12	7:47.6	+1:14.5	12	6:26.5	+27.9	9			
Shooting		1+3	1:27.0	+58.0	12	0+2	55.0	+30.0	10	1+5	2:22.0	+1:16.0	12
Range Time													
Course Time								6:26.5	+27.9	9			
Penalty Time													



Competition Analysis

Rank	Bib	NOC Name	Gender		T								
		Loop 1		Loop 2		Loop 3		Result		Behind		Rank	
		Time	Rk.	Time	Rk.	Time	Rk.						
13	10	POL - POLAND							4+15	1:26:31.2	+9:51.9	13	
		BADACZ Marcelina		F									
Cumulative Time		7:03.6	+30.0	10	14:49.5	+1:38.7	11			21:12.6	+2:41.8	11	
Loop Time		7:03.6	+30.0	10	7:45.9	+1:12.9	11	6:23.1	+1:18.7	13			
Shooting	0+0	32.0	+6.0	2	0+2	1:01.0	+25.0	9		0+2	1:33.0	+25.0	4
Range Time													
Course Time								6:23.1	+1:18.7	13			
Penalty Time													
		PICZURA Magda		F									
Cumulative Time		28:27.4	+2:50.8	12	35:07.5	+3:26.3	11			40:52.7	+3:56.7	12	
Loop Time		7:14.8	+59.7	12	6:40.1	+35.9	8	5:45.2	+42.0	10			
Shooting	0+2	1:09.0	+36.0	9	0+0	32.0	+1.0	3		0+2	1:41.0	+33.0	9
Range Time													
Course Time								5:45.2	+42.0	10			
Penalty Time													
		BERGANSKI Kacper		M									
Cumulative Time		49:43.6	+5:30.5	12	58:25.1	+7:03.5	13			1:04:47.2	+7:36.0	13	
Loop Time		8:50.9	+2:09.1	13	8:41.5	+1:35.9	12	6:22.1	+45.5	12			
Shooting	2+3	1:29.0	+1:02.0	13	2+3	1:13.0	+44.0	12		4+6	2:42.0	+1:36.0	13
Range Time													
Course Time								6:22.1	+45.5	12			
Penalty Time													
		KALUZNY Krystian		M									
Cumulative Time		1:12:18.1	+8:10.5	13	1:19:53.2	+9:12.5	13			1:26:31.2	+9:51.9	13	
Loop Time		7:30.9	+39.2	9	7:35.1	+1:02.0	11	6:38.0	+39.4	13			
Shooting	0+2	43.0	+14.0	7	0+3	48.0	+23.0	8		0+5	1:31.0	+25.0	7
Range Time													
Course Time								6:38.0	+39.4	13			
Penalty Time													

Legend:

F Female
T Total penalties + used spare rounds

M Male

Rk Rank



Final Results - Competition Data Summary

Participation

Number of Entries	13
Did Not Start	0
Did Not Finish	0
Disqualified	0
Disqualified for unsportsmanlike behaviour	0
Ranked Competitors	13

Weather Conditions

	30 min. before Start	At Start Time	30 min. after Start	At End Time
Weather	Partly Cloudy	Partly Cloudy	Partly Cloudy	Partly Cloudy
Snow Condition	Packed	Packed	Packed	Packed
Snow Temperature	-17.0 °C / 1.4 °F	-17.0 °C / 1.4 °F	-17.0 °C / 1.4 °F	-17.0 °C / 1.4 °F
Air Temperature	-16.0 °C / 3.2 °F	-15.0 °C / 5.0 °F	-15.0 °C / 5.0 °F	-15.0 °C / 5.0 °F
Humidity	67 %	63 %	61 %	61 %
Wind Direction/Speed	E / 2.0 m/s	E / 0.0 m/s	E / 0.0 m/s	E / 0.0 m/s

Jury Information

IBU Technical Delegate - Chairman	KORDEZ Matej (SLO)
Competition Chief	ERZURUM Ilhan (TUR)
Member	DUMONT Christian (FRA)
Member	MARTON Szilard (ROU)
Member	SELIFONOV Alexandre (RUS)

Course Information

2x (red 2000 m + red 2000 m + red 2000 m) + 2x (green 2459 m + green 2459 m + green 2459 m)

Total Course Length	2x 6000 m + 2x 7377 m
Height Difference (HD)	21 m / 21 m
Max. Climb (MM)	12 m / 12 m
Total Climb (MT)	2x 240 m / 2x 246 m

Jury decisions

none

IBU Technical Delegate

KORDEZ Matej (SLO)

Legend:

E East



**EUROPEAN
YOUTH
OLYMPIC
FESTIVAL**



Results Book



CROSS-COUNTRY SKIING

4	Cross-Country Skiing	113
4.1	Table of Contents	114
4.2	Girls' 5km Individual Classic	115
4.2.1	Results	116
4.3	Girls' 7.5km Individual Free	118
4.3.1	Results	119
4.4	Girls' Sprint Free	121
4.4.1	Results	122
4.4.2	Results Bracket	124
4.5	Boys' 7.5km Individual Classic	125
4.5.1	Results	126
4.6	Boys' 10km Individual Free	128
4.6.1	Results	129
4.7	Boys' Sprint Free	131
4.7.1	Results	132
4.7.2	Results Bracket	134
4.8	Mixed Relay 4x5km	135
4.8.1	Results	136



**EUROPEAN
YOUTH
OLYMPIC
FESTIVAL**



Results Book



CROSS-COUNTRY SKIING

Girls' 5km Individual Classic



Cross-Country Skiing Girls ' 5km Individual Classic

RESULTLIST

Kandilli/ Erzurum 13.02.2017 Starttime 10:30 Endtime 11:05

Jury			Courses					
TD - FIS	VELECHSHUK Alexandr	KAZ	Course	Laps	HD	MC	TC	Length Of Lap
FIS -TD Assistant	ROUX Laurence	FRA	2,5k blue	2	51m	32m	164m	2500m
Chief of Competiti.	KOYUNCU Özkan	TUR						

Weather						
Weather	Air Temp. Begin	Air Temp. End	Snow Temp. Begin	Snow Temp. End	Snow	
sunny	-12°C	-12°C	-17°C	-17°C	compact	

Girls										5k = 2 x 2,5k	
#	Bib	FisCode	Name	NSA	Club	Birthday	2,5k	#	Total	Diff	Fis Points
1	41	3565090	MANDELJIC Anja	SLO	Sd Gorje	1999-06-04	6:30.7	(1)	13:49.3		89.85
2	34	3486424	KUCHEVA Elena	RUS		1999-03-25	6:36.3	(2)	14:04.9	+15.6	104.90
3	39	3486672	TROFIMOVA Aleksandra	RUS		1999-09-07	6:39.4	(3)	14:17.3	+28.0	116.86
4	38	3486655	KUSKOVA Kristina	RUS		2000-01-30	6:49.7	(6)	14:20.4	+31.1	119.85
5	6	3155357	HOLIKOVA Zuzana	CZE	Wikov Ski skuhrov nad belou	1999-10-01	6:53.9	(10)	14:22.0	+32.7	121.39
6	29	3185828	KAHARA Jasmin	FIN	Mikkelin Hiihtajat	2000-05-04	6:53.7	(9)	14:38.4	+49.1	137.22
7	40	3185740	BOOK Josefiina	FIN	Karihaaran Visa	1999-01-09	6:41.3	(4)	14:43.2	+53.9	141.85
8	30	3486673	TRUNOVA Mariia	RUS		1999-03-22	6:43.3	(5)	14:45.1	+55.8	143.68
9	13	3185705	OLKKONEN Tiia	FIN	Haapajarven Kiilat	1999-11-25	6:57.6	(12)	14:45.9	+56.6	144.45
10	12	3195273	GAL Melissa	FRA	S.C NORDIQUE PAYS ROCHOIS	1999-10-26	6:53.1	(8)	14:46.2	+56.9	144.74
11	27	3195291	REYNAUD Lou	FRA	S.N ski nordique chartrousin	2000-01-08	7:00.9	(13)	14:47.5	+58.2	145.99
12	28	3195283	SIMONNEAU Solea	FRA	Ski Amical meaudrais	1999-06-24	6:55.2	(11)	14:51.0	+1:01.7	149.37
13	7	3155393	POULIKOVA Karolina	CZE	Fenix Ski team jesenik	2000-04-10	6:51.9	(7)	14:52.2	+1:02.9	150.53
14	37	3185758	TIVINEN Noora	FIN	Mikkelin Hiihtajat	1999-01-16	7:03.4	(14)	14:52.4	+1:03.1	150.72
15	26	3155355	REZNIKOVA Tereza	CZE	Fischer Ski klub Sumava vimperk	1999-05-11	7:15.3	(25)	14:52.8	+1:03.5	151.11
16	25	3095087	OKORO Nansi	BUL	Alexander Logistics	1999-07-12	7:09.7	(20)	14:55.5	+1:06.2	153.71
17	33	3385037	SKENDER Gabrijela	CRO	TSK Ravnogorac	1999-10-07	7:08.3	(18)	15:05.9	+1:16.6	163.74
18	17	3565099	KERSTAJN Maja	SLO	Nd Ratece - planica	2000-06-05	7:10.0	(21)	15:11.4	+1:22.1	169.05
19	20	3665101	DAVYDZENKA Valeryia	BLR		2000-10-03	7:05.4	(15)	15:14.1	+1:24.8	171.65
20	23	3665086	ANDRYIUK Sviatlana	BLR		1999-02-12	7:07.2	(17)	15:14.2	+1:24.9	171.75
21	16	3665090	PADALIAK Veranika	BLR		1999-09-14	7:15.1	(22)	15:14.3	+1:25.0	171.85
22	10	3705061	MICHALICKOVA Lucia	SVK	SKP Banska Bystrica	1999-07-21	7:25.3	(31)	15:28.7	+1:39.4	185.74
23	35	3195261	COLIN Lucie	FRA	S.C du grandvaux	1999-11-04	7:08.6	(19)	15:30.1	+1:40.8	187.09
24	11	3155358	VOTOCKOVA Pavlina	CZE	Cks Ski jilemnice	1999-12-30	7:16.2	(27)	15:32.3	+1:43.0	189.21
25	22	3095086	MITEVA Hristina	BUL	Sk Riiski skior	1999-12-20	7:15.2	(23)	15:38.2	+1:48.9	194.90
26	31	3395114	TRUU Stine-Lise	EST	Tartu Skiclub	1999-05-18	7:21.1	(29)	15:39.3	+1:50.0	195.96
27	5	3395116	OJASTE Teiloora	EST	Karupesa Team	2000-01-23	7:15.2	(23)	15:40.4	+1:51.1	197.02
28	19	3095088	EMILOVA Vanesa	BUL	Sk Panichishte 2009	2000-03-19	7:25.9	(32)	15:42.0	+1:52.7	198.57
29	36	3525042	DUMAN Aysenur	TUR		1999-03-01	7:23.5	(30)	15:48.4	+1:59.1	204.74
30	15	3565100	ZERJAV Neza	SLO	Nd Ratece - planica	1999-08-09	7:29.1	(34)	15:49.3	+2:00.0	205.61
31	24	3495128	PUIGDEFABREGAS SIESO Alba	ESP	Candanchu	1999-01-15	7:29.7	(35)	15:50.0	+2:00.7	206.29
32	1	3395127	KAASIK Hanna-Brita	EST	Kuningamae Sportclub	1999-07-22	7:06.2	(16)	16:02.4	+2:13.1	218.25
33	32	3465044	KEMENES Anna	ROU	Css Gheorgheni	2000-04-17	7:15.9	(26)	16:03.3	+2:14.0	219.12
34	14	3705059	SEFCIKOVA Zuzana	SVK	SKP Levoca	2000-04-03	7:20.6	(28)	16:03.7	+2:14.4	219.50
35	2	3565095	ZORJAN Spelca	SLO	Nsd Medvode	2000-03-29	7:36.7	(36)	16:04.0	+2:14.7	219.79
36	21	3695084	RUBLOVA Daria	UKR		2000-02-22	7:26.4	(33)	16:15.2	+2:25.9	230.60
37	9	3695093	VASYLCHUK Nataliia	UKR		1999-05-16	7:43.2	(37)	16:23.4	+2:34.1	238.51
38	8	3255018	DANIELSDOTTIR Anna Maria	ISL	Isafjordur	2000-02-17	7:49.2	(38)	16:33.3	+2:44.0	248.06
39	3	3785030	BILIUNAITE Martyna	LTU	Utenos Sc	1999-12-23	7:55.0	(39)	17:08.0	+3:18.7	281.53
40	4	3745031	TADEVOSYAN Gohar	ARM	Hrazdan Winter sports school	2000-03-25	8:10.4	(40)	17:28.0	+3:38.7	300.82

DNS



**EUROPEAN
YOUTH
OLYMPIC
FESTIVAL**



**Cross-Country Skiing
Girls ' 5km Individual Classic**

RESULTLIST

#	Bib	FisCode	Name	NSA	Club	Birthdate	2,5k	#	Total	Diff	Fis Points
---	-----	---------	------	-----	------	-----------	------	---	-------	------	------------

18	3235067		ANASTASIADOU Eliza	GRE	EOS Naousas	2000-03-30			DNS		
----	---------	--	--------------------	-----	-------------	------------	--	--	-----	--	--

Entries	41			Ranked	40		DNS	1		DNF	0		DSQ	0
---------	----	--	--	--------	----	--	-----	---	--	-----	---	--	-----	---

Alexandr Velechshuk (KAZ)
FIS TECHNICAL DELEGATE

Sule BILLUR (TUR)
RACE SECRETARY



**EUROPEAN
YOUTH
OLYMPIC
FESTIVAL**



Results Book



CROSS-COUNTRY SKIING

Girls' 7.5km Individual Free



Cross-Country Skiing Girls' 7,5km Individual free

RESULTLIST

Kandilli/ Erzurum

14.02.2017

Starttime 10:30

Endtime 11:13

Jury

TD - FIS	VELECHSHUK Alexandr	KAZ
FIS -TD Assistant	ROUX Laurence	FRA
Chief of Competiti.	KOYUNCU Özkan	TUR

Courses

Course	Laps	HD	MC	TC	Length Of Lap
2,5k blue	3	51m	32m	246m	2500m

Weather

Weather	Air Temp. Begin	Air Temp. End	Snow Temp. Begin	Snow Temp. End	Snow compact
sunny	-13°C	-12°C	-13°C	-13°C	compact

Girls

7,5 k = 3 x 2,5k

#	Bib	FisCode	Name	Nation	Club	Birthday	INT 2,5k	#	INT 5.0k	#	Total	Diff	Fis Points
1	40	3486655	KUSKOVA Kristina	RUS		2000-01-30	6:13.7	(3)	12:39.7	(3)	19:13.3		83.73
2	36	3486424	KUCHEVA Elena	RUS		1999-03-25	6:06.6	(1)	12:35.6	(1)	19:23.5	+10.2	90.81
3	43	3185740	BOOK Josefiina	FIN	Karihaaran Visa	1999-01-09	6:22.6	(7)	12:46.6	(4)	19:34.6	+21.3	98.50
4	44	3565090	MANDELJIC Anja	SLO	Sd Gorje	1999-06-04	6:09.3	(2)	12:37.8	(2)	19:35.3	+22.0	98.99
5	14	3195273	GAL Melissa	FRA	S.C NORDIQUE PAYS ROCHOIS	1999-10-26	6:14.2	(4)	12:57.5	(5)	19:49.5	+36.2	108.84
6	32	3486673	TRUNOVA Mariia	RUS		1999-03-22	6:34.1	(14)	13:11.4	(8)	20:01.0	+47.7	116.82
7	6	3155357	HOLIKOVA Zuzana	CZE	Wikov Ski skuhrov nad belou	1999-10-01	6:29.1	(11)	13:16.8	(9)	20:09.9	+56.6	122.99
8	30	3195283	SIMONNEAU Solea	FRA	Ski Amical meaudrais	1999-06-24	6:23.4	(8)	13:10.3	(7)	20:16.1	+1:02.8	127.29
9	38	3525042	DUMAN Aysenur	TUR		1999-03-01	6:27.6	(10)	13:20.4	(10)	20:42.7	+1:29.4	145.74
10	15	3185705	OLKONEN Tiia	FIN	Haapajarven Kiilat	1999-11-25	6:41.5	(17)	13:39.7	(13)	20:44.0	+1:30.7	146.65
11	31	3185828	KAHARA Jasmin	FIN	Mikkelin Hiihtajat	2000-05-04	6:31.8	(13)	13:25.2	(11)	20:47.8	+1:34.5	149.28
12	29	3195291	REYNAUD Lou	FRA	S.N ski nordique chartrousin	2000-01-08	6:30.8	(12)	13:32.1	(12)	20:51.3	+1:38.0	151.71
13	42	3486672	TROFIMOVA Aleksandra	RUS		1999-09-07	6:20.6	(6)	13:08.9	(6)	20:56.8	+1:43.5	155.52
14	13	3155358	PUITOCKOVA Pavlina	CZE	Cks Ski jilemnice	1999-12-30	6:43.6	(18)	13:54.4	(18)	21:14.2	+2:00.9	167.59
15	37	3195261	COLIN Lucie	FRA	S.C du grandvaux	1999-11-04	6:25.9	(9)	13:46.9	(16)	21:16.0	+2:02.7	168.84
16	39	3185758	TIVINEN Noora	FIN	Mikkelin Hiihtajat	1999-01-16	6:47.5	(21)	13:55.2	(20)	21:17.3	+2:04.0	169.74
17	27	3095087	OKORO Nansi	BUL	Alexander Logistics	1999-07-12	6:44.5	(19)	13:47.5	(17)	21:17.8	+2:04.5	170.09
18	7	3155393	POULIKOVA Karolina	CZE	Fenix Ski team jesenik	2000-04-10	6:45.6	(20)	13:54.4	(18)	21:21.8	+2:08.5	172.87
19	34	3465044	KEMENES Anna	ROU	Css Gheorgheni	2000-04-17	6:37.6	(15)	13:42.1	(14)	21:24.0	+2:10.7	174.39
20	25	3665086	ANDRYIUK Sviatlana	BLR		1999-02-12	6:52.4	(25)	13:59.9	(21)	21:27.0	+2:13.7	176.47
21	19	3565099	KERSTAJN Maja	SLO	Nd Ratece - planica	2000-06-05	6:50.0	(24)	14:07.2	(22)	21:38.2	+2:24.9	184.24
22	26	3495128	PUIGDEFABREGAS SIESO Alba	ESP	Candanchu	1999-01-15	6:54.5	(28)	14:18.1	(26)	21:51.6	+2:38.3	193.54
23	41	3465043	DARVAS Zsanett Bernadett	ROU	Css Gheorgheni	2000-09-30	6:14.3	(5)	13:42.4	(15)	21:51.9	+2:38.6	193.74
24	28	3155355	REZNIKOVA Tereza	CZE	Fischer Ski klub Sumava vimperk	1999-05-11	6:54.3	(27)	14:14.6	(25)	21:52.7	+2:39.4	194.30
25	17	3565100	ZERJAV Neza	SLO	Nd Ratece - planica	1999-08-09	6:59.3	(31)	14:13.7	(24)	21:54.4	+2:41.1	195.48
26	33	3395114	TRUU Stine-Lise	EST	Tartu Skiclub	1999-05-18	6:55.2	(29)	14:19.6	(27)	21:59.3	+2:46.0	198.88
27	23	3695084	RUBLOVA Daria	UKR		2000-02-22	6:48.8	(22)	14:08.1	(23)	22:10.7	+2:57.4	206.79
28	21	3095088	EMILOVA Vanesa	BUL	Sk Panichishte 2009	2000-03-19	6:53.0	(26)	14:20.2	(28)	22:11.4	+2:58.1	207.27
29	12	3705061	MICHALICKOVA Lucia	SVK	SKP Banska Bystrica	1999-07-21	7:01.0	(32)	14:25.2	(30)	22:14.8	+3:01.5	209.63
30	18	3665090	PADALIAK Veranika	BLR		1999-09-14	7:11.4	(37)	14:39.8	(34)	22:14.9	+3:01.6	209.70
31	1	3395127	KAASIK Hanna-Brita	EST	Kuningamae Sportclub	1999-07-22	6:40.2	(16)	14:20.7	(29)	22:18.3	+3:05.0	212.06
32	22	3665101	DAVYDZENKA Valeryia	BLR		2000-10-03	7:07.0	(34)	14:34.9	(32)	22:23.4	+3:10.1	215.60
33	16	3705059	SEFCIKOVA Zuzana	SVK	SKP Levoca	2000-04-03	7:08.8	(36)	14:42.9	(35)	22:27.2	+3:13.9	218.23
34	24	3095086	MITEVA Hristina	BUL	Sk Riiski skior	1999-12-20	6:49.9	(23)	14:30.3	(31)	22:28.7	+3:15.4	219.27
35	9	3255018	DANIELSDOTTIR Anna Maria	ISL	Isafjordur	2000-02-17	7:07.2	(35)	14:36.0	(33)	22:40.0	+3:26.7	227.11
36	2	3565095	ZORJAN Spelca	SLO	Nsd Medvode	2000-03-29	7:12.5	(38)	14:47.7	(36)	22:52.9	+3:39.6	236.06
37	5	3395116	OJASTE Teiloora	EST	Karupesa Team	2000-01-23	7:06.7	(33)	14:53.5	(37)	22:57.2	+3:43.9	239.04
38	11	3695093	VASYLCHUK Nataliia	UKR		1999-05-16	6:55.8	(30)	14:53.9	(38)	23:34.2	+4:20.9	264.71
39	3	3785030	BILIUNAITE Martyna	LTU	Utenos Sc	1999-12-23	7:23.5	(40)	15:38.1	(40)	23:58.1	+4:44.8	281.28
40	10	3525052	ASLAN Melike	TUR		2000-01-10	7:21.1	(39)	15:36.4	(39)	24:07.6	+4:54.3	287.87
41	4	3745031	TADEVOSYAN Gohar	ARM	Hrazdan Winter sports school	2000-03-25	7:34.0	(42)	16:21.0	(42)	24:55.4	+5:42.1	321.03
42	8	3665116	SHCHALKUN Zinaida	BLR		1999-11-16	7:28.6	(41)	16:02.0	(41)	25:02.2	+5:48.9	325.75

DNS

20	3235067	ANASTASIADOU Eliza	GRE	EOS Naousas	2000-03-30	DNS
35	3385037	SKENDER Gabrijela	CRO	TSK Ravnogorac	1999-10-07	DNS

Entries 44

Ranked 42

DNS 2

DNF 0

DSQ 0



**EUROPEAN
YOUTH
OLYMPIC
FESTIVAL**



**Cross-Country Skiing
Girls' 7,5km Individual free**

RESULTLIST

#	Bib	FisCode	Name	Nation	Club	BirthDay	INT 2,5k	#	INT 5.0k	#	Total	Diff	Fis Points
Alexandr VELECHSHUK (KAZ) FIS TECHNICAL DELEGATE							Sule BILLUR (TUR) RACE SECRETARY						



**EUROPEAN
YOUTH
OLYMPIC
FESTIVAL**



Results Book



CROSS-COUNTRY SKIING

Girls' Sprint Free



EUROPEAN YOUTH OLYMPIC FESTIVAL



EUROPEAN YOUTH OLYMPIC FESTIVAL

Sprint free

FINAL RESULTS

Erzurum / Kandilli	16.02.2017	Starttime 13:00	Endtime 14:40
--------------------	------------	-----------------	---------------

Jury			Courses					
FIS- TD	VELECHSHUK Alexandr	KAZ	Course	Laps	HD	MC	TC	LENGTH OF LAP
FIS TD ASS.	ROUX Laurence	FRA	Sprint 1,3k	1	22m	19m	40m	1300m
Chief of Competiti.	KOYUNCU Özkan	TUR						

Weather						
Weather	Air Temp. Begin	Air Temp. End	Snow Temp. Begin	Snow Temp. End	Snow	
sunny	-13°C	-12°C	-17°C	-17°C	compact	

Girls							
#	Bib	FisCode	Name	Nation	Club	Birthdate	Round
1	101	3486424	KUCHEVA Elena	RUS		1999-03-25	A-Final
2	102	3155357	HOLIKOVA Zuzana	CZE	Wikov Ski skuhrov nad belou	1999-10-01	A-Final
3	108	3185828	KAHARA Jasmin	FIN	Mikkelin Hiittajat	2000-05-04	A-Final
4	105	3195273	GAL Melissa	FRA	S.C nordique pays rochois	1999-10-26	A-Final
5	117	3486673	TRUNOVA Mariia	RUS		1999-03-22	A-Final
6	106	3195261	COLIN Lucie	FRA	S.C du grandvaux	1999-11-04	A-Final
7	104	3395127	KAASIK Hanna-Brita	EST	Kuningamae Sportclub	1999-07-22	Semi Finals
8	113	3565090	MANDELJC Anja	SLO	Sd Gorje	1999-06-04	Semi Finals
9	116	3195291	REYNAUD Lou	FRA	S.N ski nordique chartrousin	2000-01-08	Semi Finals
10	119	3486672	TROFIMOVA Aleksandra	RUS		1999-09-07	Semi Finals
11	111	3465043	DARVAS Zsanett Bernadett	ROU	Css Gheorgheni	2000-09-30	Semi Finals
12	115	3185705	OLKKONEN Tiia	FIN	Haapajarven Kiilat	1999-11-25	Semi Finals/DNS
13	103	3195283	SIMONNEAU Solea	FRA	Ski Amical meaudrais	1999-06-24	Quarter Finals
14	109	3095087	OKORO Nansi	BUL	Alexander Logistics	1999-07-12	Quarter Finals
15	114	3705059	SEFCIKOVA Zuzana	SVK	Levoca Xc ski team	2000-04-03	Quarter Finals
16	121	3465044	KEMENES Anna	ROU	Css Gheorgheni	2000-04-17	Quarter Finals
17	107	3185740	BOOK Josefiina	FIN	Karihaaran Visa	1999-01-09	Quarter Finals
18	110	3155393	POULIKOVA Karolina	CZE	Fenix Ski team jesenik	2000-04-10	Quarter Finals
19	118	3155358	VOTOCKOVA Pavlina	CZE	Cks Ski jilemnice	1999-12-30	Quarter Finals
20	129	3385037	SKENDER Gabrijela	CRO	TSK Ravnogorac	1999-10-07	Quarter Finals
21	112	3486655	KUSKOVA Kristina	RUS		2000-01-30	Quarter Finals
22	120	3395114	TRUU Stine-Lise	EST	Tartu Skiclub	1999-05-18	Quarter Finals
23	123	3095086	MITEVA Hristina	BUL	Sk Riiski skior	1999-12-20	Quarter Finals
24	124	3395116	OJASTE Teiloora	EST	Karupesa Team	2000-01-23	Quarter Finals
25	125	3185758	TIVINEN Noora	FIN	Mikkelin Hiittajat	1999-01-16	Quarter Finals
26	122	3565095	ZORJAN Spelca	SLO	Nsd Medvode	2000-03-29	Quarter Finals
27	126	3495128	PUIGDEFABREGAS Alba	SPA	Candanchu	1999-01-15	Quarter Finals
28	128	3665090	PADALIAK Veranika	BLR		1999-09-14	Quarter Finals
29	130	3565099	KERSTAJN Maja	SLO	Nd Ratece - planica	2000-06-05	Quarter Finals
30	127	3095088	EMILOVA Vanesa	BUL	Sk Panichishte 2009	2000-03-19	Quarter Finals/DNS
31		3705061	MICHALICKOVA Lucia	SVK	Mkl Kremnica	1999-07-21	2:59.71
32		3665101	DAVYZENKA Valeryia	BLR		2000-10-03	2:59.76
33		3155355	REZNIKOVA Tereza	CZE	Fischer Ski klub sumava vimperk	1999-05-11	3:01.27
34		3525042	DUMAN Aysenur	TUR		1999-03-01	3:01.34
35		3665116	SHCHALKUN Zinaida	BLR		1999-11-16	3:01.97
36		3665086	ANDRYIUK Sviatlana	BLR		1999-02-12	3:03.27
37		3695084	RUBLOVA Daria	UKR		2000-02-22	3:04.43
38		3565100	ZERJAV Neza	SLO	Nd Ratece - planica	1999-08-09	3:05.08
39		3785030	BILIUNAITE Martyna	LTU	Utenos Sc	1999-12-23	3:07.15
40		3255018	DANIELSDOTTIR Anna Maria	ISL	Isafjordur	2000-02-17	3:07.80
41		3235067	ANASTASIADOU Eliza	GRE	Eos Naousas	2000-03-30	3:08.07
42		3695093	VASYLCHUK Nataliia	UKR		1999-05-16	3:11.13
43		3525052	ASLAN Melike	TUR		2000-01-10	3:17.83
44		3525053	YARDIMCI Songul	TUR		1999-08-27	3:21.03
45		3745031	TADEVOSYAN Gohar	ARM	Hrazdan Winter sports school	2000-01-05	3:24.69



**EUROPEAN
YOUTH
OLYMPIC
FESTIVAL**



EUROPEAN YOUTH OLYMPIC FESTIVAL

Sprint free

FINAL RESULTS

#	Bib	FisCode	Name	Nation	Club	Birthday	Round
46		3525051	KOCER Fatma	TUR		2000-01-07	3:39.48

Entries	46	Ranked	30	DNS	2	DNF	0	DSQ	0
---------	----	--------	----	-----	---	-----	---	-----	---

Alexandr VELECHSHUK (KAZ)
FIS TECHNICAL DELEGATE

Sule BILLUR (TUR)
RACE SECRETARY



EUROPEAN
YOUTH
OLYMPIC
FESTIVAL



EUROPEAN YOUTH OLYMPIC FESTIVAL
Sprint free

FINALS GIRLS

Quarter Finals

Semi Finals

Finals

Q1		13:00	
1	101 KUCHEVA Elena	RUS	2:37.58 Q
2	111 DARVAS Zsanett Bernadett	ROU	2:38.47 Q
3	121 KEMENES Anna	ROU	2:40.98
4	110 POULIKOVA Karolina	CZE	2:41.98
5	120 TRUU Stine-Lise	EST	2:42.33
6	130 KERSTAJN Maja	SLO	2:47.25

Q2		13:05	
1	117 TRUNOVA Mariia	RUS	2:39.57 Q
2	104 KAASIK Hanna-Brita	EST	2:39.84 Q
3	114 SEFCIKOVA Zuzana	SVK	2:39.98
4	107 BOOK Josefiina	FIN	2:41.02
5	124 OJASTE Teiloor	EST	2:49.55
6	127 EMILOVA Vanesa	BUL	DNF

S1		13:55	
1	101 KUCHEVA Elena	RUS	2:35.16 Q
2	105 GAL Melissa	FRA	2:36.56 Q
3	117 TRUNOVA Mariia	RUS	2:37.79 LL
4	104 KAASIK Hanna-Brita	EST	2:40.52
5	116 REYNAUD Lou	FRA	2:40.99
6	111 DARVAS Zsanett Bernadett	ROU	2:41.65

Q3		13:10	
1	115 OLKKONEN Tiia	FIN	2:35.82 Q
2	105 GAL Melissa	FRA	2:37.27 Q
3	116 REYNAUD Lou	FRA	2:37.83 LL
4	106 COLIN Lucie	FRA	2:38.30 LL
5	125 TIVINEN Noora	FIN	2:50.75
6	126 PUIGDEFABREGAS Alba	SPA	2:57.08

A-Final		14:30	
1	101 KUCHEVA Elena	RUS	2:32.25
2	102 HOLIKOVA Zuzana	CZE	2:35.57
3	108 KAHARA Jasmin	FIN	2:36.11
4	105 GAL Melissa	FRA	2:36.31
5	117 TRUNOVA Mariia	RUS	2:36.85
6	106 COLIN Lucie	FRA	2:46.61

Q4		13:15	
1	119 TROFIMOVA Aleksandra	RUS	2:38.70 Q
2	102 HOLIKOVA Zuzana	CZE	2:39.15 Q
3	109 OKORO Nansi	BUL	2:39.32
4	129 SKENDER Gabrijela	CRO	2:44.56
5	112 KUSKOVA Kristina	RUS	2:50.92
6	122 ZORJAN Spelca	SLO	2:55.11

S2		14:00	
1	102 HOLIKOVA Zuzana	CZE	2:37.85 Q
2	108 KAHARA Jasmin	FIN	2:38.30 Q
3	106 COLIN Lucie	FRA	2:39.07 LL
4	113 MANDELIC Anja	SLO	2:39.53
5	119 TROFIMOVA Aleksandra	RUS	2:42.32
6	115 OLKKONEN Tiia	FIN	DNS

Q5		13:20	
FF1	113 MANDELIC Anja	SLO	2:40.94 Q
FF2	108 KAHARA Jasmin	FIN	2:41.07 Q
FF3	103 SIMONNEAU Solea	FRA	2:41.07 Q
4	118 VOTOCKOVA Pavlina	CZE	2:46.53
5	123 MITEVA Hristina	BUL	2:46.70
6	128 PADALIAC Veranika	BLR	2:48.13



**EUROPEAN
YOUTH
OLYMPIC
FESTIVAL**



Results Book



CROSS-COUNTRY SKIING

Boys' 7.5km Individual Classic



Cross-Country Skiing
Boys 7,5km Individual Classic

RESULTLIST

Kandilli/ Erzurum

13.02.2017

Starttime 12:00

Endtime 12:47

Jury

TD - FIS	VELECHSHUK Alexandr	KAZ
FIS -TD Assistant	ROUX Laurence	FRA
Chief of Competiti.	KOYUNCU Özkan	TUR

Courses

Course	Laps	HD	MC	TC	Length Of Lap
2,5k blue	3	51m	32m	246m	2500m

Weather

Weather	Air Temp. Begin	Air Temp. End	Snow Temp. Begin	Snow Temp. End	Snow
sunny	-11°C	-9°C	-15°C	-15°C	compact

Boys

7,5k = 3 x 2,5k

#	Bib	FisCode	Name	NOC	Club	Birthdate	2,5k	#	5,0k	#	Total	Diff	Fis Points
1	30	3181331	POIKKIMAKI Miska	FIN	Sievin Sisu	2000-01-06	5:50.2	(7)	11:35.5	(2)	17:51.4		113.71
2	42	3483015	NEKRASOV Andrei	RUS		1999-01-14	5:28.9	(1)	11:26.1	(1)	17:56.7	+5.3	117.67
3	22	3181340	KOIVISTO Petteri	FIN	Kuhmo-Ski	2000-03-07	6:01.9	(21)	12:04.9	(6)	18:25.9	+34.5	139.47
4	49	3181261	RANTAHALVARI Leo	FIN	One Way Pro Team	1999-09-10	6:00.6	(17)	12:07.0	(8)	18:29.4	+38.0	142.08
5	14	3190534	BUIATTI Vincent	FRA	C.O devoluy	1999-01-11	5:42.5	(2)	11:59.6	(3)	18:37.7	+46.3	148.28
6	48	3483150	KUZNETSOV Andrei	RUS		2000-11-14	5:53.0	(10)	12:01.6	(4)	18:43.9	+52.5	152.91
7	56	3482806	TERENTEV Aleksandr	RUS		1999-05-19	6:10.3	(27)	12:18.9	(14)	18:48.6	+57.2	156.42
8	50	3560147	PERSA Blaz	SLO	Tsk Jub dol pri ljubljani	1999-01-29	5:54.1	(12)	12:09.3	(9)	18:49.5	+58.1	157.09
9	40	3190536	LOUVRIER Emilien	FRA	A.S verrieres la cluse	1999-06-01	5:52.9	(9)	12:14.6	(11)	18:55.3	+1:03.9	161.42
10	35	3150669	DUFEK Tomas	CZE	Ski Klub jablonec nad nisou	2000-03-20	5:55.0	(13)	12:15.8	(12)	18:58.1	+1:06.7	163.51
11	47	3660134	LASKIN Tsimur	BLR		1999-02-05	5:52.0	(8)	12:13.2	(10)	18:58.8	+1:07.4	164.04
12	53	3560145	CRV Vili	SLO	ND RATECE - PLANICA	1999-02-19	5:45.9	(3)	12:02.1	(5)	18:59.8	+1:08.4	164.78
13	44	3181273	RUUSKANEN Arsi	FIN	Siiinjärven Hiihtoseura	1999-09-21	6:01.5	(20)	12:25.9	(19)	19:01.9	+1:10.5	166.35
14	28	3150741	KOZLOVSKY Vladimir	CZE		1999-02-19	6:02.4	(22)	12:27.0	(22)	19:09.6	+1:18.2	172.10
15	45	3660147	LUKVANAU Mikalai	BLR		1999-05-21	6:03.9	(23)	12:26.8	(21)	19:13.4	+1:22.0	174.94
16	39	3190508	POLLET VILLARD Lucas	FRA	CS LA Clusaz	1999-01-20	5:53.9	(11)	12:21.3	(16)	19:14.7	+1:23.3	175.91
17	6	3390240	HIMMA Martin	EST	Tamsalu Ao skiclub	1999-08-30	5:59.7	(15)	12:25.9	(19)	19:17.6	+1:26.2	178.07
18	52	3483131	KOMAROV Pavel	RUS		1999-03-02	5:47.8	(4)	12:06.7	(7)	19:17.9	+1:26.5	178.30
19	55	3190433	ROYER Jeremy	FRA	S.N belledonne chamrousse	1999-02-09	5:50.0	(6)	12:16.4	(13)	19:22.6	+1:31.2	181.81
20	33	3520073	AYDIN Hamit Tarik	TUR	Tur	2000-07-28	6:07.6	(26)	12:32.5	(24)	19:24.4	+1:33.0	183.15
21	17	3660150	TSELIUK Aliaksandr	BLR		1999-06-12	6:00.8	(18)	12:20.8	(15)	19:26.2	+1:34.8	184.50
21	36	3150665	ZALCIK Kim	CZE	Fenix Ski team jesenik	1999-04-26	6:11.7	(28)	12:32.1	(23)	19:26.2	+1:34.8	184.50
23	37	3780055	BAJORAVICIUS Azuolas	LTU	Sk Viešulas	1999-02-08	5:59.8	(16)	12:25.5	(18)	19:31.9	+1:40.5	188.75
24	51	3690111	KOSTRUBA Yan	UKR		1999-07-18	6:06.7	(25)	12:39.2	(26)	19:37.5	+1:46.1	192.93
25	54	3740072	MIKAYELIAN Mikayel	ARM	Ashocq Cross-country school	1999-07-10	5:49.9	(5)	12:25.1	(17)	19:41.1	+1:49.7	195.62
26	9	3150664	CERNY Ondrej	CZE	LK Slovan Karlovy Vary	1999-04-03	5:58.0	(14)	12:36.9	(25)	19:46.2	+1:54.8	199.43
27	32	3390234	KALEV Christopher	EST	Sportclub Cfc	1999-07-06	6:12.8	(30)	12:49.6	(27)	19:47.3	+1:55.9	200.25
28	46	3520076	FIRAT Yusuf Emre	TUR		2000-03-20	6:04.8	(24)	12:50.2	(28)	19:56.9	+2:05.5	207.42
29	21	3700112	CIZ Dominik	SVK	Skp Banska bystrica	1999-07-27	6:16.4	(32)	12:56.6	(29)	20:04.5	+2:13.1	213.09
30	23	3520074	KURNAZ Firat	TUR		2000-02-22	6:25.9	(41)	13:02.5	(31)	20:10.8	+2:19.4	217.80
31	25	3460053	DIRTU LUNIC Valentin	ROU	Css Vatra dornei	2000-06-26	6:19.2	(33)	12:59.0	(30)	20:14.9	+2:23.5	220.86
32	24	3560155	JAN Miha	SLO	Tsk Bled	2000-09-09	6:15.3	(31)	13:05.6	(32)	20:16.1	+2:24.7	221.76
33	31	3690116	NIKONOVYCH Oleksandr	UKR		1999-07-04	6:20.0	(34)	13:09.0	(34)	20:20.8	+2:29.4	225.26
34	26	3780058	KLISEVICIUS Deimantas	LTU	Iksc	1999-12-09	6:25.8	(39)	13:07.2	(33)	20:29.5	+2:38.1	231.76
35	43	3090120	OGNYANOV Simeon	BUL	Sk Riiski skior	1999-04-12	6:20.1	(35)	13:16.0	(36)	20:36.4	+2:45.0	236.91
36	8	3250037	HANNESSON Sigurdur Arnar	ISL	Isafjordur	1999-08-05	6:28.9	(42)	13:27.1	(38)	20:40.2	+2:48.8	239.75
37	34	3520070	KESER Yusuf	TUR		2000-07-01	6:24.2	(38)	13:27.3	(39)	20:44.6	+2:53.2	243.04
38	10	3220040	NEWMAN Oliver	GBR		1999-04-30	6:23.3	(37)	13:28.9	(40)	20:45.1	+2:53.7	243.41
39	20	3700106	KLOUDA Kristian	SVK	SKP Banska Bystrica	2000-01-05	6:11.7	(28)	13:10.7	(35)	20:47.8	+2:56.4	245.43
40	18	3390246	VAHK Vane	EST	Alutaguse Skiclub	2000-02-11	6:01.3	(19)	13:21.2	(37)	20:53.2	+3:01.8	249.46
41	15	3220042	NICHOLLS Jack	GBR		1999-11-02	6:25.8	(39)	13:31.6	(41)	20:59.4	+3:08.0	254.09
42	16	3460054	VAKARIA Aron	ROU	Css Gheorgheni	2000-02-23	6:35.5	(44)	13:54.3	(43)	21:32.5	+3:41.1	278.80
43	12	3220039	NEWMAN Fergus	GBR		1999-04-30	6:31.6	(43)	13:54.3	(43)	21:34.1	+3:42.7	280.00
44	11	3170041	HANSEN Bjarne Herbert	DEN	GI	2000-03-22	6:22.8	(36)	13:43.2	(42)	21:39.2	+3:47.8	283.81
45	4	3090126	SARATLIEV Valentin	BUL	Sk Uzana 2007	2000-04-20	6:57.2	(48)	14:24.9	(46)	22:16.1	+4:24.7	311.36
46	1	3560160	SPELIC Ziga	SLO	TSK Triglav kranj	1999-12-18	6:45.2	(46)	14:32.8	(47)	22:21.9	+4:30.5	315.69
47	19	3090127	DIMITROV Bozhidar	BUL	Sk Riiski skior	2000-08-22	6:37.2	(45)	14:24.8	(45)	22:31.1	+4:39.7	322.56
48	5	3250047	OLAFSSON Arnar	ISL	Ska	2000-01-16	6:57.8	(49)	14:35.0	(48)	22:40.0	+4:48.6	329.20
49	7	3220041	MURRAY Brodie	GBR		1999-09-10	6:57.1	(47)	14:44.7	(49)	22:44.5	+4:53.1	332.56
50	2	3170037	ROSBO Jacob Weel	DEN	Ks	2000-01-14	7:17.9	(51)	14:55.6	(50)	22:51.1	+4:59.7	337.49



Cross-Country Skiing
Boys 7,5km Individual Classic

RESULTLIST

#	Bib	FisCode	Name	NOC	Club	BirthDay	2,5k	#	5,0k	#	Total	Diff	Fis Points
51	3	3250040	PETURSSON Petur Tryggvi	ISL	Isafjordur	1999-09-06	7:17.6	(50)	15:04.9	(51)	23:12.1	+5:20.7	353.17

DNF

29	3460044	ABABEI Iulian	ROU	Css Toplita	1999-08-03	6:17.3			14:02.7		DNF		
38	3660131	SHPUNTAU Yahor	BLR		1999-08-05	5:56.5					DNF		

DNS

13	3230113	TSOULIS Georgios	GRE	SOX Florinas	2000-06-20						DNS		
27	3230108	PAPASIS Panagiotis	GRE	EOS Metsovou	2000-03-15						DNS		
41	3230106	TSOUREKAS Nikolaos	GRE	EOS Metsovou	1999-02-10						DNS		

Entries	56	Ranked	51	DNS	3	DNF	2	DSQ	0
---------	----	--------	----	-----	---	-----	---	-----	---

Alexandr VELECHSHUK (KAZ)
FIS TECHNICAL DELEGATE

Sule BILLUR (TUR)
RACE SECRETARY



**EUROPEAN
YOUTH
OLYMPIC
FESTIVAL**



Results Book



CROSS-COUNTRY SKIING

Boys' 10km Individual Free



Cross-Country Skiing Boys 10km Individual free

RESULTLIST

Kandilli/ Erzurum

14.02.2017

Starttime 12:00

Endtime 12:51

Jury

TD - FIS	VELECHSHUK Alexandr	KAZ
FIS -TD Assistant	ROUX Laurence	FRA
Chief of Competiti.	KOYUNCU Özkan	TUR

Courses

Course	Laps	HD	MC	TC	Length Of Lap
2,5k blue	4	51m	32m	328m	2500m

Weather

Weather	Air Temp. Begin	Air Temp. End	Snow Temp. Begin	Snow Temp. End	Snow
Sunny	-10°C	-10°C	-12°C	-12°C	compact

Boys

10k = 4 x 2,5k

#	Bib	FisCode	Name	Nation	Club	Year	INT 2,5k	#	INT 5.0k	#	INT 7,5k	#	Total	Diff	Fis Points
1	41	3483015	NEKRASOV Andrei	RUS		1999	5:05.3	(2)	10:27.4	(1)	15:54.3	(1)	21:37.3		113.84
2	20	3181340	KOIVISTO Petteri	FIN	Kuhmo-Ski	2000	5:30.5	(19)	10:59.7	(7)	16:28.7	(4)	22:10.7	+33.4	134.44
3	47	3483150	KUZNETSOV Andrei	RUS		2000	5:15.0	(3)	10:44.4	(3)	16:22.5	(3)	22:13.9	+36.6	136.41
4	28	3181331	POIKKIMAKI Miska	FIN	Sievin Sisu	2000	5:30.5	(19)	10:59.4	(6)	16:32.0	(6)	22:14.8	+37.5	136.96
5	12	3190534	BUIATTI Vincent	FRA	C.O devoluy	1999	5:03.7	(1)	10:33.3	(2)	16:19.7	(2)	22:27.1	+49.8	144.55
6	55	3482806	TERENTEV Aleksandr	RUS		1999	5:15.7	(4)	10:48.4	(4)	16:29.3	(5)	22:29.8	+52.5	146.21
7	43	3181273	RUUSKANEN Arsi	FIN	Siilinjarven Hiihtoseura	1999	5:38.2	(26)	11:13.3	(12)	16:49.5	(9)	22:45.9	+1:08.6	156.14
8	39	3190536	LOUVRIER Emilien	FRA	A.S verrieres la cluse	1999	5:19.5	(6)	11:06.0	(9)	16:53.1	(10)	22:47.4	+1:10.1	157.07
9	51	3483131	KOMAROV Pavel	RUS		1999	5:23.7	(9)	10:54.7	(5)	16:38.8	(7)	22:56.4	+1:19.1	162.62
10	38	3190508	POLLET VILLARD Lucas	FRA	CS LA Clusaz	1999	5:23.7	(9)	11:00.2	(8)	16:47.2	(8)	22:59.0	+1:21.7	164.22
11	48	3181261	RANTAHALVARI Leo	FIN	One Way Pro Team	1999	5:36.5	(24)	11:17.0	(15)	17:05.3	(13)	23:07.0	+1:29.7	169.15
12	54	3190433	ROYER Jeremy	FRA	S.N belledonne chamrousse	1999	5:27.0	(13)	11:07.0	(10)	16:53.8	(11)	23:08.9	+1:31.6	170.33
13	26	3150741	KOZLOVSKY Vladimir	CZE		1999	5:25.9	(12)	11:23.3	(19)	17:08.6	(14)	23:11.4	+1:34.1	171.87
14	52	3560145	CRV Vili	SLO	ND RATECE - PLANICA	1999	5:23.3	(7)	11:11.4	(11)	17:00.8	(12)	23:14.5	+1:37.2	173.78
15	53	3740072	MIKAYELIAN Mikayel	ARM	Ashocq Cross-country school	1999	5:30.4	(18)	11:18.4	(17)	17:13.8	(15)	23:29.0	+1:51.7	182.72
16	35	3150665	ZALCIK Kim	CZE	Fenix Ski team jesenik	1999	5:30.3	(17)	11:20.4	(14)	17:18.2	(17)	23:34.1	+1:56.8	185.87
17	44	3660147	LUKYANAU Mikalai	BLR		1999	5:27.9	(15)	11:16.0	(18)	17:19.3	(19)	23:37.0	+1:59.7	187.65
18	34	3150669	DUFEK Tomas	CZE	Ski Klub jablonec nad nisou	2000	5:33.9	(23)	11:28.6	(24)	17:22.0	(20)	23:37.7	+2:00.4	188.09
19	23	3460053	DIRTU LUNIC Valentin	ROU	Css Vatra dornei	2000	5:25.6	(11)	11:13.6	(13)	17:13.9	(16)	23:40.7	+2:03.4	189.94
20	42	3090120	OGNYANOV Simeon	BUL	Sk Riiski skior	1999	5:32.3	(22)	11:28.0	(23)	17:22.4	(21)	23:44.4	+2:07.1	192.22
21	46	3660134	LASKIN Tsimur	BLR		1999	5:29.9	(16)	11:23.4	(20)	17:26.6	(23)	23:45.9	+2:08.6	193.14
22	49	3560147	PERSA Blaz	SLO	Tsk Jub dol pri ljubljani	1999	5:23.5	(8)	11:17.1	(16)	17:19.0	(18)	23:46.7	+2:09.4	193.64
23	45	3520076	FIRAT Yusuf Emre	TUR		2000	5:27.3	(14)	11:26.0	(22)	17:23.9	(22)	23:52.9	+2:15.6	197.46
24	37	3660131	SHPUNTAU Yahor	BLR		1999	5:43.3	(30)	11:36.6	(25)	17:34.3	(24)	23:56.5	+2:19.2	199.68
25	19	3700112	CIZ Dominik	SVK	Skp Banska bystrica	1999	5:42.1	(29)	11:41.7	(27)	17:43.5	(25)	24:03.3	+2:26.0	203.87
26	33	3520070	KESER Yusuf	TUR		2000	5:46.1	(32)	11:52.5	(30)	17:53.0	(28)	24:11.1	+2:33.8	208.68
27	5	3390240	HIMMA Martin	EST	Tamsalu Ao skiclub	1999	5:32.2	(21)	11:38.8	(26)	17:47.9	(26)	24:15.3	+2:38.0	211.27
28	15	3660150	TSELIUK Aliaksandr	BLR		1999	5:43.7	(31)	11:48.9	(29)	17:51.5	(27)	24:22.9	+2:45.6	215.96
29	32	3520073	AYDIN Hamit Tarik	TUR	Tur	2000	5:38.4	(27)	11:47.3	(28)	17:56.6	(29)	24:30.4	+2:53.1	220.58
30	30	3390234	KALEV Christopher	EST	Sportclub Cfc	1999	5:49.7	(37)	12:03.0	(34)	18:19.1	(32)	24:55.2	+3:17.9	235.88
31	50	3690111	KOSTRUBA Yan	UKR		1999	5:38.8	(28)	11:53.3	(31)	18:17.6	(30)	25:01.4	+3:24.1	239.70
32	31	3710044	ERIC Strahinja	BIH	SK Sarajevo-Istocno Sarajevo	2000	5:37.3	(25)	12:19.8	(41)	18:44.8	(35)	25:10.5	+3:33.2	245.31
33	27	3460044	ABABEI Iulian	ROU	Css Toplita	1999	5:18.8	(5)	11:25.5	(21)	18:17.9	(31)	25:11.8	+3:34.5	246.11
34	36	3780055	BAJORAVICIUS Azuolas	LTU	Sk Viesulas	1999	5:52.6	(40)	11:59.7	(33)	18:24.2	(33)	25:22.5	+3:45.2	252.71
35	17	3090127	DIMITROV Bozhidar	BUL	Sk Riiski skior	2000	5:48.4	(35)	11:59.4	(32)	18:57.0	(40)	25:29.4	+3:52.1	256.97
36	29	3690116	NIKONOVYCH Oleksandr	UKR		1999	5:59.7	(42)	12:18.1	(38)	18:46.7	(37)	25:31.0	+3:53.7	257.95
37	21	3520074	KURNAZ Firat	TUR		2000	5:56.7	(41)	12:16.6	(36)	18:46.6	(36)	25:33.1	+3:55.8	259.25
38	9	3170041	HANSEN Bjarne Herbert	DEN	GI	2000	5:50.3	(38)	12:16.5	(35)	18:50.1	(38)	25:34.5	+3:57.2	260.11
39	24	3780058	KLISEVICIUS Deimantas	LTU	lksc	1999	5:50.9	(39)	12:23.6	(43)	18:59.3	(41)	25:38.2	+4:00.9	262.39
40	13	3220042	NICHOLLS Jack	GBR		1999	5:47.6	(34)	12:17.7	(37)	18:52.5	(39)	25:39.5	+4:02.2	263.20
41	16	3390246	VAHK Vane	EST	Alutaguse Skiclub	2000	6:10.4	(49)	12:19.4	(40)	18:35.3	(34)	25:44.4	+4:07.1	266.22
42	22	3560155	JAN Miha	SLO	Tsk Bled	2000	5:47.4	(33)	12:20.2	(42)	19:00.0	(42)	25:45.6	+4:08.3	266.96
43	18	3700106	KLOUDA Kristian	SVK	SKP Banska Bystrica	2000	6:09.0	(45)	12:48.2	(45)	19:23.4	(45)	26:02.4	+4:25.1	277.32
44	14	3460054	VAKARIA Aron	ROU	Css Gheorgheni	2000	6:09.8	(48)	12:44.6	(44)	19:19.8	(43)	26:12.7	+4:35.4	283.67
45	11	3230113	TSOULIS Georgios	GRE	SOX Florinas	2000	6:11.2	(50)	12:54.2	(46)	19:35.2	(46)	26:31.1	+4:53.8	295.02
46	7	3250037	HANNESSON Sigurdur Arnar	ISL	Isafjordur	1999	6:04.7	(43)	12:57.9	(47)	19:50.5	(47)	26:38.0	+5:00.7	299.27
47	40	3230106	TSOUREKAS Nikolaos	GRE	EOS Metsovou	1999	5:48.9	(36)	12:19.1	(39)	19:21.9	(44)	26:45.6	+5:08.3	303.96
48	10	3220039	NEWMAN Fergus	GBR		1999	6:09.2	(47)	13:12.0	(50)	20:09.0	(51)	27:16.0	+5:38.7	322.70
49	3	3090126	SARATLIEV Valentin	BUL	Sk Uzana 2007	2000	6:07.5	(44)	13:01.7	(49)	20:08.0	(49)	27:16.8	+5:39.5	323.20
50	8	3220040	NEWMAN Oliver	GBR		1999	6:09.0	(45)	12:59.3	(48)	20:02.7	(48)	27:17.4	+5:40.1	323.57
51	4	3250047	OLAFSSON Arnar	ISL	Ska	2000	6:21.9	(52)	13:14.1	(51)	20:08.3	(50)	27:18.2	+5:40.9	324.06
52	6	3220041	MURRAY Brodie	GBR		1999	6:17.1	(51)	13:25.3	(52)	20:22.3	(52)	27:22.2	+5:44.9	326.53
53	1	3170037	WEEL ROSBO Jacob	DEN	Ks	2000	6:32.6	(53)	13:42.5	(53)	20:56.9	(53)	28:30.8	+6:53.5	368.83



Cross-Country Skiing
Boys 10km Individual free

RESULTLIST

#	Bib	FisCode	Name	Nation	Club	Year	INT 2,5k	#	INT 5.0k	#	INT 7,5k	#	Total	Diff	Fis Points
54	2	3250040	PETURSSON Petur Tryggvi	ISL	Isafjordur	1999	6:46.1	(54)	14:10.4	(54)	21:28.9	(54)	29:13.6	+7:36.3	395.22

DNS

25	3230108	PAPASIS Panagiotis	GRE	EOS Metsovou	2000										DNS
----	---------	--------------------	-----	--------------	------	--	--	--	--	--	--	--	--	--	-----

Entries	55		Ranked	54		DNS	1		DNF	0			DSQ	0	
---------	----	--	--------	----	--	-----	---	--	-----	---	--	--	-----	---	--

Alexandr VELECHSHUK (KAZ)
FIS TECHNICAL DELEGATE

Sule BILLUR (TUR)
RACE SECRETARY



**EUROPEAN
YOUTH
OLYMPIC
FESTIVAL**



Results Book



CROSS-COUNTRY SKIING

Boys' Sprint Free



EUROPEAN YOUTH OLYMPIC FESTIVAL



EUROPEAN YOUTH OLYMPIC FESTIVAL

Sprint free

FINAL RESULTS

Erzurum / Kandilli	16.02.2017	Starttime 13:00	Endtime 14:40
--------------------	------------	-----------------	---------------

Jury			Courses					
FIS- TD	VELECHSHUK Alexandr	KAZ	Course	Laps	HD	MC	TC	LENGTH OF LAP
FIS TD ASS.	ROUX Laurence	FRA	Sprint 1,3k	1	22m	19m	40m	1300m
Chief of Competiti.	KOYUNCU Özkan	TUR						

Weather						
Weather	Air Temp. Begin	Air Temp. End	Snow Temp. Begin	Snow Temp. End	Snow	
sunny	-13°C	-12°C	-17°C	-17°C	compact	

Boys							
#	Bib	FisCode	Name	Nation	Club	Birthdate	Round
1	2	3483015	NEKRASOV Andrei	RUS		1999-01-14	A-Final
2	14	3181331	POIKKIMAKI Miska	FIN	Sievín Sisu	2000-01-06	A-Final
3	8	3482806	TERENTEV Aleksandr	RUS		1999-05-19	A-Final
4	7	3560145	CRV Vili	SLO	ND RATECE - PLANICA	1999-02-19	A-Final
5	18	3181261	RANTAHALVARI Leo	FIN	One Way Pro Team	1999-09-10	A-Final
6	6	3190508	POLLET VILLARD Lucas	FRA	CS LA Clusaz	1999-01-20	A-Final
7	4	3660131	SHPUNTAU Yahor	BLR		1999-08-05	Semi Finals
8	20	3181340	KOIVISTO Petteri	FIN	Kuhmo-Ski	2000-03-07	Semi Finals
9	1	3190534	BUIATTI Vincent	FRA	C.O devoluy	1999-01-11	Semi Finals
10	9	3190536	LOUVRIER Emilien	FRA	A.S verrieres la cluse	1999-06-01	Semi Finals
11	5	3150664	CERNY Ondrej	CZE	LK Slovan Karlovy Vary	1999-04-03	Semi Finals
12	11	3560160	SPELIC Ziga	SLO	Tsk Triglav Kranj	1999-12-18	Semi Finals
13	12	3483150	KUZNETSOV Andrei	RUS		2000-11-14	Quarter Finals
14	13	3483131	KOMAROV Pavel	RUS		1999-03-02	Quarter Finals
15	16	3150665	ZALCIK Kim	CZE	Fenix Ski team jesenik	1999-04-26	Quarter Finals
16	10	3190433	ROYER Jeremy	FRA	S.N belledonne chamrousse	1999-02-09	Quarter Finals
17	15	3150741	KOZLOVSKY Vladimir	CZE		1999-02-19	Quarter Finals
18	17	3460044	ABABEI Iulian	ROU	Css Toplita	1999-08-03	Quarter Finals
19	19	3390240	HIMMA Martin	EST	Tamsalu Ao skiclub	1999-08-30	Quarter Finals
20	23	3660150	TSELIUK Aliaksandr	BLR		1999-06-12	Quarter Finals
21	21	3780055	BAJORAVICIUS Azuolas	LTU	Sk Viesulas	1999-02-08	Quarter Finals
22	22	3090120	OGNYANOV Simeon	BUL	Sk Rilski skior	1999-04-12	Quarter Finals
23	24	3150669	DUFEK Tomas	CZE	Ski Klub jablonec nad nisou	2000-03-20	Quarter Finals
24	26	3560147	PERSA Blaz	SLO	Tsk Jub dol pri ljubljani	1999-01-29	Quarter Finals
25	28	3250037	HANNESSON Sigurdur Arnar	ISL	Isafjordur	1999-08-05	Quarter Finals
26	3	3390246	VAHK Vane	EST	Alutaguse Skiclub	2000-02-11	Quarter Finals
27	25	3660134	LASKIN Tsimur	BLR		1999-02-05	Quarter Finals
28	29	3710044	ERIC Strahinja	BIH	SK Sarajevo-Istocno Sarajevo	2000-10-24	Quarter Finals
29	30	3390234	KALEV Christopher	EST	Sportclub Cfc	1999-07-06	Quarter Finals
30	27	3740072	MIKAYELIAN Mikayel	ARM	Ashocq Cross-country school	1999-07-10	Quarter Finals/DNS
31		3181273	RUUSKANEN Arsi	FIN	Siilinjarven Hiihtoseura	1999-09-21	2:25.06
32		3170041	HANSEN Bjarne Herbert	DEN	GI	2000-03-22	2:25.21
33		3780058	KLISEVICIUS Deimantas	LTU	Iksc	1999-12-09	2:25.43
34		3560155	JAN Miha	SLO	Tsk Bled	2000-09-09	2:25.65
35		3520076	FIRAT Yusuf Emre	TUR		2000-03-20	2:25.97
36		3460053	DIRTU LUNIC Valentin	ROU	Css Vatra dornei	2000-06-26	2:26.41
37		3520070	KESER Yusuf	TUR		2000-07-01	2:27.50
38		3690116	NIKONOVYCH Oleksandr	UKR		1999-07-04	2:27.83
39		3700112	CIZ Dominik	SVK	Skp Banska bystrica	1999-07-27	2:28.14
40		3230108	PAPASIS Panagiotis	GRE	Eos Metsovou	2000-03-15	2:28.63
41		3660147	LUKYANAU Mikalai	BLR		1999-05-21	2:28.67
42		3690111	KOSTRUBA Yan	UKR		1999-07-18	2:29.63
43		3230106	TSOUREKAS Nikolaos	GRE	Eos Metsovou	1999-02-10	2:29.90
44		3700106	KLOUDA Kristian	SVK	Mkl Kremnica	2000-01-05	2:30.24
45		3710038	COLIC Milos	BIH	SK Sarajevo-Istocno Sarajevo	1999-02-18	2:30.47



EUROPEAN
YOUTH
OLYMPIC
FESTIVAL



EUROPEAN YOUTH OLYMPIC FESTIVAL

Sprint free

FINAL RESULTS

#	Bib	FisCode	Name	Nation	Club	Birthday	Round
46		3090127	DIMITROV Bozhidar	BUL	Sk Rilski skior	2000-08-22	2:31.07
47		3220040	NEWMAN Oliver	GBR		1999-04-30	2:31.27
48		3090126	SARATLIEV Valentin	BUL	Sk Uzana 2007	2000-04-20	2:31.59
49		3220042	NICHOLLS Jack	GBR		1999-11-02	2:31.66
50		3220039	NEWMAN Fergus	GBR		1999-04-30	2:33.60
51		3520073	AYDIN Hamit Tarik	TUR	Tur	2000-07-28	2:34.63
52		3220041	MURRAY Brodie	GBR		1999-09-10	2:34.67
53		3520074	KURNAZ Firat	TUR		2000-02-22	2:38.23
54		3230113	TSOULIS Georgios	GRE	Sox Florinas	2000-06-20	2:39.72
55		3460054	VAKARIA Aron	ROU	Css Gheorgheni	2000-02-23	2:39.75
56		3250040	PETURSSON Petur Tryggvi	ISL	Isafjordur	1999-09-06	2:42.29
57		3170037	WEEL ROSBO Jacob	DAN	Ks	2000-01-14	2:44.91
58		3250047	OLAFSSON Arnar	ISL	Ska	2000-01-16	2:50.14

Entries 58 Ranked 30 DNS 1 DNF 0 DSQ 0

Alexandr VELECHSHUK (KAZ)
FIS TECHNICAL DELEGATE

Sule BILLUR (TUR)
RACE SECRETARY



EUROPEAN
YOUTH
OLYMPIC
FESTIVAL



EUROPEAN YOUTH OLYMPIC FESTIVAL
Sprint free

FINALS BOYS

Quarter Finals

Semi Finals

Finals

Q1		13:25	
1	1	BUIATTI Vincent	FRA 2:13.54 Q
2	20	KOIVISTO Petteri	FIN 2:13.62 Q
3	11	SPELIC Ziga	SLO 2:14.16 LL
4	10	ROYER Jeremy	FRA 2:14.45
5	21	BAJORAVICIUS Aзуolas	LTU 2:17.50
6	30	KALEV Christopher	EST 2:24.73

Q2		13:30	
1	14	POIKKIMAKI Miska	FIN 2:12.03 Q
2	7	CRV Vili	SLO 2:12.35 Q
3	4	SHPUNTAU Yahor	BLR 2:12.89 LL
4	17	ABABEI Iulian	ROU 2:16.38
5	24	DUFEK Tomas	CZE 2:22.80
6	27	MIKAYELIAN Mikayel	ARM DNS

S1		14:10	
1	14	POIKKIMAKI Miska	FIN 2:14.33 Q
2	7	CRV Vili	SLO 2:14.70 Q
FF3	4	SHPUNTAU Yahor	BLR 2:14.82
FF4	20	KOIVISTO Petteri	FIN 2:14.92
FF5	1	BUIATTI Vincent	FRA 2:14.95
6	5	CERNY Ondrej	CZE 2:18.44

Q3		13:35	
1	6	POLLET VILLARD Lucas	FRA 2:14.98 Q
2	5	CERNY Ondrej	CZE 2:15.30 Q
3	16	ZALCIK Kim	CZE 2:15.57
4	15	KOZLOVSKY Vladimir	CZE 2:17.19
5	26	PERSA Blaz	SLO 2:17.86
6	25	LASKIN Tsimur	BLR 2:20.22

A-Final		14:40	
1	2	NEKRASOV Andrei	RUS 2:10.24
2	14	POIKKIMAKI Miska	FIN 2:11.42
3	8	TERENTEV Aleksandr	RUS 2:11.68
4	7	CRV Vili	SLO 2:16.56
5	18	RANTAHALVARI Leo	FIN 2:20.81
6	6	POLLET VILLARD Lucas	FRA 2:35.05

Q4		13:40	
1	2	NEKRASOV Andrei	RUS 2:16.38 Q
2	9	LOUVRIER Emilien	FRA 2:16.94 Q
3	12	KUZNETSOV Andrei	RUS 2:17.26
4	19	HIMMA Martin	EST 2:20.24
5	22	OGNYANOV Simeon	BUL 2:22.88
6	29	ERIC Strahinja	BIH 2:23.17

S2		14:15	
1	2	NEKRASOV Andrei	RUS 2:11.58 Q
2	8	TERENTEV Aleksandr	RUS 2:11.97 Q
3	6	POLLET VILLARD Lucas	FRA 2:12.07 LL
4	18	RANTAHALVARI Leo	FIN 2:14.26 LL
5	9	LOUVRIER Emilien	FRA 2:14.70
6	11	SPELIC Ziga	SLO 2:16.12

Q5		13:45	
1	8	TERENTEV Aleksandr	RUS 2:14.10 Q
2	18	RANTAHALVARI Leo	FIN 2:14.56 Q
3	13	KOMAROV Pavel	RUS 2:15.06
4	23	TSELIUK Aliksandr	BLR 2:17.59
5	28	HANNESSON Sigurdur Arnar	ISL 2:22.53
6	3	VAHK Vane	EST 2:33.21



**EUROPEAN
YOUTH
OLYMPIC
FESTIVAL**



Results Book



CROSS-COUNTRY SKIING

Mixed Relay 4x5km



**EUROPEAN
YOUTH
OLYMPIC
FESTIVAL**



European Youth Olympic Winter Festival Mixed Relay

RESULTLIST

Erzurum 17.02.2017 Starttime 11:30 Endtime 12:30

Jury			Courses					
TD FIS	Velechshuk Alexandr	KAZ	Course	Laps	HD	MC	TC	Technique
FIS TD Ass	Roux Laurence	FRA	2,5 Blue [5k 2 x 2,5k]	2	51m	33m	164m	classic
Chief of Competiti.	Koyuncu Özkan	TUR	2,5 red [5k 2 x 2,5k]	2	54m	32m	172m	free

Weather					
Weather	Air Temp. Begin	Air Temp. End	Snow Temp. Begin	Snow Temp. End	Snow
sunny	-11°C	-9°C	-13°C	-13°C	compact

Mixed										
#	Bib	Team	Team		Leg	Leg	Team	Team		
	Bib	Color	FisCode	Name	Club	Birthday	Time	Diff	Time	Diff
1	1	RUSSIA							50:53.1	
	1-1	r	C 3483150	KUZNETSOV Andrey		2000-11-14	12:08.8	+32.4	12:08.8	
	1-2	g	C 3486424	KUCHEVA Elena		1999-03-25	13:48.8	+41.1	25:57.7	
	1-3	y	F 3483015	NEKRASOV Andrey		1999-01-14	11:12.3		37:10.0	
	1-4	b	F 3486655	KUSKOVA Kristina		2000-01-30	13:43.0		50:53.1	
2	2	FINLAND							51:27.9	+34.8
	2-1	r	C 3181331	POIKKIMAKI Miska	Sievvin Sisü	2000-01-06	11:36.4		11:36.4	
	2-2	g	C 3185828	KAHARA Jasmin	Mikkelin Hiihtajat	2000-05-04	14:24.4	+1:16.7	26:00.8	
	2-3	y	F 3181340	KOIVISTO Petteri	Kuhmo-Ski	2000-03-07	11:33.1	+20.8	37:34.0	
	2-4	b	F 3185740	BOOK Josefiina	Karihaaran Visa	1999-01-09	13:53.9	+10.9	51:27.9	
3	3	FRANCE							51:52.9	+59.8
	3-1	r	C 3190534	BUIATTI Vincent	C.O devoluy	1999-01-11	11:37.9	+1.5	11:37.9	
	3-2	g	C 3195291	REYNAUD Lou	S.N ski nordique chartro	2000-01-08	14:29.7	+1:22.0	26:07.6	
	3-3	y	F 3190536	LOUVRIER Emilien	A.S verrieres la cluse	1999-06-01	11:50.7	+38.4	37:58.3	
	3-4	b	F 3195273	GAL Melissa	S.C NORDIQUE PAYS ROC	1999-10-26	13:54.5	+11.5	51:52.9	
4	7	SLOVENIA							52:26.8	+1:33.7
	7-1	r	C 3560147	PERSA Blaz	Tsk Jub dol pri ljubljani	1999-01-29	11:55.5	+19.1	11:55.5	
	7-2	g	C 3565099	KERSTAJN Maja	Nd Ratece - planica	2000-06-05	14:50.1	+1:42.4	26:45.7	
	7-3	y	F 3560145	CRV Vili	ND RATECE - PLANICA	1999-02-19	11:49.1	+36.8	38:34.8	
	7-4	b	F 3565090	MANDELIC Anja	Sd Gorje	1999-06-04	13:52.0	+9.0	52:26.8	
5	4	CZECH REPUBLIC							53:44.3	+2:51.2
	4-1	r	C 3150669	DUFEK Tomas	Ski Klub jablonec nad nis	2000-03-20	12:07.4	+31.0	12:07.4	
	4-2	g	C 3155393	POULIKOVA Karolina	Fenix Ski team jesenik	2000-04-10	14:44.6	+1:36.9	26:52.1	
	4-3	y	F 3150741	KOTZLOVKY Vladimir		1992-11-03	11:58.1	+45.8	38:50.2	
	4-4	b	F 3155357	HOLIKOVA Zuzana	Wikov Ski skuhrov nad b	1999-10-01	14:54.0	+1:11.0	53:44.3	
6	8	BELARUS							54:34.4	+3:41.3
	8-1	r	C 3660134	LASKIN Tsimur		1999-02-05	12:16.1	+39.7	12:16.1	
	8-2	g	C 3665090	PADALIAK Veranika		1999-09-14	15:22.0	+2:14.3	27:38.2	
	8-3	y	F 3660147	LUKYANAU Mikalai		1999-05-21	11:56.5	+44.2	39:34.7	
	8-4	b	F 3665086	ANDRYIUK Sviatlana		1999-02-12	14:59.7	+1:16.7	54:34.4	
7	9	ROMANIA							54:40.0	+3:46.9
	9-1	r	C 3460053	DIRTU-LUNIC Valentin	Css Vatra dornei	2000-06-26	13:01.1	+1:24.7	13:01.1	
	9-2	g	C 3465044	KEMENES Anna	Css Gheorgheni	2000-04-17	15:03.2	+1:55.5	28:04.4	
	9-3	y	F 3460044	ABABEI Iulian	Css Toplita	1999-08-03	12:11.8	+59.5	40:16.2	
	9-4	b	F 3465043	DARVAS Zsanett Bernad	Css Gheorgheni	2000-09-30	14:23.8	+40.8	54:40.0	





EUROPEAN
YOUTH
OLYMPIC
FESTIVAL



European Youth Olympic Winter Festival
Mixed Relay

RESULTLIST

Bib	Color	Technique	FisCode	Name	Club	Birthday	Time	Diff	Time	Diff
8	11	BULGARIA							56:14.3	+5:21.2
11-1	r	C	3090120	OGNYANOV Simeon	Sk Rilski skior	1999-04-12	12:53.8	+1:17.4	12:53.8	
11-2	g	C	3095087	OKORO Nansi	Alexander Logistics	1999-07-12	14:28.3	+3:16.0	27:22.2	
11-2	y	F	3090127	DIMITROV Bozhidar	Sk Rilski skior	2000-08-22	13:07.7		40:30.0	
11-4	b	F	3095088	EMILOVA Vanesa	Sk Panichishte 2009	2000-03-19	15:44.3	+2:01.3	56:14.3	
9	12	SLOVAKIA							57:32.0	+6:38.9
12-1	r	C	3700106	KLOUDA Kristian	SKP Banska Bystrica	2000-01-05	13:13.3	+1:36.9	13:13.3	
12-2	g	C	3705061	MICHALICKOVA Lucia	SKP Banska Bystrica	1999-07-21	15:52.6	+2:44.9	29:05.9	
12-3	y	F	3700112	CIZ Dominik	Skp Banska bystrica	1999-07-27	12:46.4	+1:34.1	41:52.4	
12-4	b	F	3705059	SEFCIKOVA Zuzana	SKP Levoca	2000-04-03	15:39.6	+1:56.6	57:32.0	
10	10	TURKEY							57:59.7	+7:06.6
10-1	r	C	3520073	AYDIN Hamit Tarik	Tur	2000-07-28	12:38.9	+1:02.5	12:38.9	
10-2	g	C	3525042	DUMAN Aysenur		1999-03-01	16:03.0	+2:55.3	28:41.9	
10-3	y	F	3520076	FIRAT Yusuf Emre		2000-03-20	12:28.5	+1:16.2	41:10.4	
10-4	b	F	3525052	ASLAN Melike		2000-01-10	16:49.3	+3:06.3	57:59.7	
11	6	UKRAINE							58:18.1	+7:25.0
6-1	r	C	3690111	KOSTRUBA Yan		1999-07-18	12:53.5	+1:17.1	12:53.5	
6-2	g	C	3695093	VASYLCHUK Nataliia		1999-05-16	16:51.2	+3:43.5	29:44.8	
6-3	y	F	3690116	NIKONOVYCH Oleksand		1999-07-04	13:01.7	+1:49.4	42:46.5	
6-4	b	F	3695084	RUBLOVA Daria		2000-02-22	15:31.5	+1:48.5	58:18.1	

DNF

5	ESTONIA								DNF	
5-1	r	C	3390234	KALEV Christopher	Sportclub Cfc	1999-07-06	12:32.8	+56.4	12:32.8	
5-2	g	C	3395116	OJASTE Teiloor	Karupesa Team	2000-01-23	15:31.4	+2:23.7	28:04.2	
5-3	y	F	3390240	HIMMA Martin	Tamsalu Ao skiclub	1999-08-30	12:12.2	+59.9	40:16.5	
5-4	b	F	3395114	TRUU Stine-lise	Tartu Skiclub	1999-05-18				

Entries 12 Ranked 11 DNS 0 DNF 1 DSQ 0

Alexandr VELECHSHUK(KAZ)
FIS TECHNICAL DELEGATE

Sule BILLUR (TUR)
RACE SECRETARY



**EUROPEAN
YOUTH
OLYMPIC
FESTIVAL**



Results Book



CURLING

5	Curling	138
5.1	Table of Contents	139
5.2	Competition Schedule	142
5.3	Competition Officials	143
5.4	Medallists by Event	144
5.5	Girls'	145
5.5.1	Entry List by NOC	146
5.5.2	Team Line-ups	147
5.5.2.1	Team Line-ups - Finals	147
5.5.2.2	Team Line-ups - Semi-finals	148
5.5.2.3	Team Line-ups - Session 1	149
5.5.2.4	Team Line-ups - Session 2	150
5.5.2.5	Team Line-ups - Session 3	151
5.5.2.6	Team Line-ups - Session 4	152
5.5.2.7	Team Line-ups - Session 5	153
5.5.3	Session Results and Standings	154
5.5.3.1	Session Results and Standings - Finals	154
5.5.3.2	Session Results and Standings - Semi-finals	155
5.5.3.3	Session Results and Standings - Session 1	156
5.5.3.4	Session Results and Standings - Session 2	157
5.5.3.5	Session Results and Standings - Session 3	158
5.5.3.6	Session Results and Standings - Session 4	159
5.5.3.7	Session Results and Standings - Session 5	160
5.5.4	Competition Summary	161
5.5.5	Final Standings	162
5.5.6	Competition Matrix	163
5.5.7	Draw Shot Challenge	164
5.5.8	Scoring Analysis	165
5.5.9	Summary of Big Ends	166
5.5.10	Medallists	167
5.5.11	Finals	168
5.5.11.1	Game Results TUR - RUS	168
5.5.11.2	Game Results POL - NOR	169
5.5.12	Semi-finals	170
5.5.12.1	Game Results POL - TUR	170
5.5.12.2	Game Results RUS - NOR	171
5.5.13	Round Robin	172
5.5.13.1	Session 1	172
5.5.13.1.1	Game Results POL - RUS	172
5.5.13.1.2	Game Results TUR - NOR	173

5.5.13.2	Session 2	174
5.5.13.2.1	Game Results NOR - TUR	174
5.5.13.2.2	Game Results TUR - POL	175
5.5.13.3	Session 3	176
5.5.13.3.1	Game Results NOR - POL	176
5.5.13.3.2	Game Results TUR - RUS	177
5.5.13.4	Session 4	178
5.5.13.4.1	Game Results TUR - TUR	178
5.5.13.4.2	Game Results RUS - NOR	179
5.5.13.5	Session 5	180
5.5.13.5.1	Game Results RUS - TUR	180
5.5.13.5.2	Game Results POL - TUR	181
5.6	Boys'	182
5.6.1	Entry List by NOC	183
5.6.2	Team Line-ups	184
5.6.2.1	Team Line-ups - Finals	184
5.6.2.2	Team Line-ups - Semi-finals	185
5.6.2.3	Team Line-ups - Session 1	186
5.6.2.4	Team Line-ups - Session 2	187
5.6.2.5	Team Line-ups - Session 3	188
5.6.2.6	Team Line-ups - Session 4	189
5.6.2.7	Team Line-ups - Session 5	190
5.6.3	Session Results and Standings	191
5.6.3.1	Session Results and Standings - Finals	191
5.6.3.2	Session Results and Standings - Semi-finals	192
5.6.3.3	Session Results and Standings - Session 1	193
5.6.3.4	Session Results and Standings - Session 2	194
5.6.3.5	Session Results and Standings - Session 3	195
5.6.3.6	Session Results and Standings - Session 4	196
5.6.3.7	Session Results and Standings - Session 5	197
5.6.4	Competition Summary	198
5.6.5	Final Standings	199
5.6.6	Competition Matrix	200
5.6.7	Draw Shot Challenge	201
5.6.8	Scoring Analysis	202
5.6.9	Summary of Big Ends	203
5.6.10	Medallists	204
5.6.11	Finals	205
5.6.11.1	Game Results RUS - NED	205
5.6.11.2	Game Results TUR - SLO	206

5.6.12	Semi-finals	207
5.6.12.1	Game Results NED - SLO	207
5.6.12.2	Game Results TUR - RUS	208
5.6.13	Round Robin	209
5.6.13.1	Session 1	209
5.6.13.1.1	Game Results RUS - TUR	209
5.6.13.1.2	Game Results SLO - NOR	210
5.6.13.2	Session 2	211
5.6.13.2.1	Game Results RUS - NED	211
5.6.13.2.2	Game Results TUR - NOR	212
5.6.13.3	Session 3	213
5.6.13.3.1	Game Results SLO - RUS	213
5.6.13.3.2	Game Results TUR - NED	214
5.6.13.4	Session 4	215
5.6.13.4.1	Game Results NED - SLO	215
5.6.13.4.2	Game Results NOR - RUS	216
5.6.13.5	Session 5	217
5.6.13.5.1	Game Results NED - NOR	217
5.6.13.5.2	Game Results TUR - SLO	218



Competition Schedule

REVISED
13 FEB 12:30

As of MON 13 FEB 2017

Date	Start Time	Session	Sheet A	Sheet B	Sheet C	Sheet D	Sheet E	
MON 13 FEB	15:00	w1			pol - rus	tur - nor		
	19:00	M1		RUS - TUR		SLO - NOR		
TUE 14 FEB	9:00	w2			nor - tur		tur - pol	
	13:00	M2	RUS - NED		TUR - NOR			
	17:00	w3		nor - pol		tur - rus		
WED 15 FEB	9:00	M3			SLO - RUS	TUR - NED		
	13:00	w4	tur - tur				rus - nor	
	17:00	M4		NED - SLO			NOR - RUS	
THU 16 FEB	9:00	w5		rus - tur			pol - tur	
	13:00	M5	NED - NOR				TUR - SLO	
	18:00		Tie-breaker Session (if necessary)					
FRI 17 FEB	9:00		Boys' and Girls' Semi-Finals					
	14:30		Boys' and Girls' Finals					

Note:

Lowercase - girls UPPERCASE - Boys

First named team in each game plays red-handled stones and wears dark coloured upper playing garments.

Legend:

Mn Boys' session n

wn Girls' session n

Sheet C: Home and Away teams have been swapped



Competition Officials

As of SUN 12 FEB 2017

Function	Name	Organisation
WCF Technical Delegate:	COLIBAN Allen	ROU - Romania
Chief Umpire:	BARROWMAN Glenda	GBR - Great Britain
Deputy Chief Umpire:	DE PAZ Eduardo	ESP - Spain
Game Umpires:	ATAS Kenan	TUR - Turkey
	KESKIN Burhan	TUR - Turkey
	MATAU Gheorghe	ROU - Romania
	SENSOY Ercument	TUR - Turkey
	SOYDAN Ahmet	TUR - Turkey
Chief Ice Technician:	NOBLE Chris	GBR - Great Britain
Deputy Chief Ice Technician:	LOKOTKOV Vladimir	RUS - Russian Federation
Chief Timer:	CACCIVIO Guido	SUI - Switzerland
Deputy Chief Timer:	MATAU Cristian	ROU - Romania



Medallist by Event

As of FRI 17 FEB 2017 at 16:45

Event	Date	Medal	Name	NOC Code
Boys	FRI 17 FEB	GOLD	DORONIN German EPREMIAN Georgii MAKSIMOV Sergei SIROTKIN Dmitry POSTNOV Kirill ANDRIANOVA Olga	RUS
		SILVER	GOSGENS Wouter KUIJPERS Jop KLOMP Bart BOLKENBAAS Olaf - LEIBBRANDT-DEMMON Shari	NED
		BRONZE	SEVER Stefan STOPAR Aljaz GREGORI Noel PREZELJ Luka LANGUS Simon VERBINC Gregor	SLO
Girls	FRI 17 FEB	GOLD	NIZOVITSEVA Irina BELIAKOVA Nadezhda PIANTINA Arina MISHCHENKO Anastasiia ERMEICHUK Mariia IAKOVLEVA Svetlana	RUS
		SILVER	POLAT Mihriban POLAT Berivan MACIT Kader OZTEMIR Zeynep NEVRUZ Hilal TOPALOGLU Sadik	TUR
		BRONZE	CHMARRA Daria MANDES Karolina ORLINSKA Katarzyna LESZCZYNSKA Marta NOGLY Ewa SCHROEDER Agnieszka	POL



**EUROPEAN
YOUTH
OLYMPIC
FESTIVAL**



Results Book



CURLING

Girls'



Entry List by NOC

As of MON 13 FEB 2017

NOR - Norway		
4 S	MJOEN Eline	R
3	FOSS Malin	R
2	FORBREGD Astri	R
1 V	RIAN Hannah Skarsheim	R
A	-	
C	RIAN Stale	

POL - Poland		
4 S	CHMARRA Daria	R
3 V	MANDES Karolina	R
2	ORLINSKA Katarzyna	R
1	LESZCZYNSKA Marta	R
A	NOGLY Ewa	R
C	SCHROEDER Agnieszka	

RUS - Russian Federation		
4 S	NIZOVTSEVA Irina	R
3	BELIAKOVA Nadezhda	R
2	PIANTINA Arina	R
1 V	MISHCHENKO Anastasiia	R
A	ERMEICHUK Mariia	R
C	IAKOVLEVA Svetlana	

TUR - Turkey		
4 S	POLAT Mihriban	R
3 V	POLAT Berivan	R
2	MACIT Kader	R
1	OZTEMIR Zeynep	R
A	NEVRUZ Hilal	R
C	TOPALOGLU Sadik	

TUR - Turkey 2		
4 S	PARLAYANYILDIZ Elanur	R
3 V	BARIS Seyda	R
2	KARAMAN Zuhul	R
1	BENZER Beyzanur	R
A	DALAZ Mukaddes	R
C	OZMEN Zeynep	

Note:

Team position and functions are attached to each team member's name as follows:

4 = Fourth, **3** = Third, **2** = Second, **1** = Lead, **A** = Alternate, **S** = Skip, **V** = Vice-Skip, **C** = Coach

Legend:

R Right-handed



Team Line-ups

B	TUR - Turkey	Δ	Game 6
4 S	POLAT Berivan		R
3 V	POLAT Mihriban		R
2	OZTEMIR Zeynep		R
1	NEVRUZ Hilal		R
A	MACIT Kader		R
C	TOPALOGLU Sadik		

	RUS - Russian Federation		Game 6
4 S	NIZOVTSEVA Irina		R
3	BELIAKOVA Nadezhda		R
2	PIANTINA Arina		R
1 V	MISHCHENKO Anastasiia		R
A	ERMEICHUK Mariia		R
C	IAKOVLEVA Svetlana		

D	POL - Poland		Game 6
4 S	CHMARRA Daria		R
3 V	MANDES Karolina		R
2	ORLINSKA Katarzyna		R
1	LESZCZYNSKA Marta		R
A	NOGLY Ewa		R
C	SCHROEDER Agnieszka		

	NOR - Norway	Δ	Game 6
4 S	MJOEN Eline		R
3 V	RIAN Hannah Skarsheim		R
2	FORBREGD Astri		R
1	FOSS Malin		R
A	-		
C	RIAN Stale		

Note:

Team position and functions are attached to each team member's name as follows:

4 = Fourth, 3 = Third, 2 = Second, 1 = Lead, A = Alternate, S = Skip, V = Vice-Skip, C = Coach

Legend:

Δ Different from Original Line-up

R Right-handed



Team Line-ups

A	RUS - Russian Federation	Game 5	NOR - Norway	Δ	Game 5
4 S	NIZOVTSEVA Irina	R	4 S		MJOEN Eline R
3	BELIAKOVA Nadezhda	R	3 V		RIAN Hannah Skarsheim R
2	PIANTINA Arina	R	2		FORBREGD Astri R
1 V	MISHCHENKO Anastasiia	R	1		FOSS Malin R
A	ERMEICHUK Mariia	R	A		-
C	IAKOVLEVA Svetlana		C		RIAN Stale

C	POL - Poland	Game 5	TUR - Turkey	Δ	Game 5
4 S	CHMARRA Daria	R	4 S		POLAT Berivan R
3 V	MANDES Karolina	R	3 V		POLAT Mihriban R
2	ORLINSKA Katarzyna	R	2		OZTEMIR Zeynep R
1	LESZCZYNSKA Marta	R	1		NEVRUZ Hilal R
A	NOGLY Ewa	R	A		MACIT Kader R
C	SCHROEDER Agnieszka		C		TOPALOGLU Sadik

Note:

Team position and functions are attached to each team member's name as follows:
4 = Fourth, **3** = Third, **2** = Second, **1** = Lead, **A** = Alternate, **S** = Skip, **V** = Vice-Skip, **C** = Coach

Legend:

Δ Different from Original Line-up R Right-handed



Team Line-ups

REVISED
15 FEB 12:28

C	POL - Poland	Game 1
4 S	CHMARRA Daria	R
3 V	MANDES Karolina	R
2	ORLINSKA Katarzyna	R
1	LESZCZYNSKA Marta	R
A	NOGLY Ewa	R
C	SCHROEDER Agnieszka	

	RUS - Russian Federation	Game 1
4 S	NIZOVTSEVA Irina	R
3	BELIAKOVA Nadezhda	R
2	PIANTINA Arina	R
1 V	MISHCHENKO Anastasiia	R
A	ERMEICHUK Mariia	R
C	IAKOVLEVA Svetlana	

D	TUR - Turkey	Game 1
4 S	POLAT Mihriban	R
3 V	POLAT Berivan	R
2	MACIT Kader	R
1	OZTEMIR Zeynep	R
A	NEVRUZ Hilal	R
C	TOPALOGLU Sadik	

	NOR - Norway	Game 1
4 S	MJOEN Eline	R
3	FOSS Malin	R
2	FORBREGD Astri	R
1 V	RIAN Hannah Skarsheim	R
A	-	
C	RIAN Stale	

Note:

Team position and functions are attached to each team member's name as follows:
4 = Fourth, **3** = Third, **2** = Second, **1** = Lead, **A** = Alternate, **S** = Skip, **V** = Vice-Skip, **C** = Coach

Legend:

R Right-handed

Team NOR: Vice-Skip revised



Team Line-ups

REVISED

15 FEB 13:10

C	NOR - Norway	Game 2
4 S	MJOEN Eline	R
3	FOSS Malin	R
2	FORBREGD Astri	R
1 V	RIAN Hannah Skarsheim	R
A	-	
C	RIAN Stale	

	TUR - Turkey 2	Δ	Game 1
4 V	PARLAYANYILDIZ Elanur		R
3 S	BARIS Seyda		R
2	KARAMAN Zuhul		R
1	BENZER Beyzanur		R
A	DALAZ Mukaddes		R
C	OZMEN Zeynep		

E	TUR - Turkey	Δ	Game 2
4 S	POLAT Berivan		R
3 V	POLAT Mihriban		R
2	OZTEMIR Zeynep		R
1	NEVRUZ Hilal		R
A	MACIT Kader		R
C	TOPALOGLU Sadik		

	POL - Poland	Game 2
4 S	CHMARRA Daria	R
3 V	MANDES Karolina	R
2	ORLINSKA Katarzyna	R
1	LESZCZYNSKA Marta	R
A	NOGLY Ewa	R
C	SCHROEDER Agnieszka	

Note:

Team position and functions are attached to each team member's name as follows:

4 = Fourth, 3 = Third, 2 = Second, 1 = Lead, A = Alternate, S = Skip, V = Vice-Skip, C = Coach

Legend:

Δ Different from Original Line-up

R Right-handed

Team NOR: Vice-Skip revised



Team Line-ups

REVISED

14 FEB 16:54

B	NOR - Norway	Game 3
4 S	MJOEN Eline	R
3	FOSS Malin	R
2	FORBREGD Astri	R
1 V	RIAN Hannah Skarsheim	R
A	-	
C	RIAN Stale	

	POL - Poland	Game 3
4 S	CHMARRA Daria	R
3 V	MANDES Karolina	R
2	ORLINSKA Katarzyna	R
1	LESZCZYNSKA Marta	R
A	NOGLY Ewa	R
C	SCHROEDER Agnieszka	

D	TUR - Turkey 2	Δ Game 2
4 V	PARLAYANYILDIZ Elanur	R
3 S	BARIS Seyda	R
2	KARAMAN Zuhul	R
1	BENZER Beyzanur	R
A	DALAZ Mukaddes	R
C	OZMEN Zeynep	

	RUS - Russian Federation	Game 2
4 S	NIZOVTSOVA Irina	R
3	BELIAKOVA Nadezhda	R
2	PIANTINA Arina	R
1 V	MISHCHENKO Anastasiia	R
A	ERMEICHUK Mariia	R
C	IAKOVLEVA Svetlana	

Note:

Team position and functions are attached to each team member's name as follows:

4 = Fourth, 3 = Third, 2 = Second, 1 = Lead, A = Alternate, S = Skip, V = Vice-Skip, C = Coach

Legend:

Δ Different from Original Line-up

R Right-handed

Late Line-up Change NOR: Vice-Skip revised



Team Line-ups

A	TUR - Turkey 2	Δ	Game 3
4 S	PARLAYANYILDIZ Elanur		R
3 V	BENZER Beyzanur		R
2	BARIS Seyda		R
1	DALAZ Mukaddes		R
A	KARAMAN Zuhul		R
C	OZMEN Zeynep		

	TUR - Turkey	Δ	Game 3
4 S	POLAT Berivan		R
3 V	POLAT Mihriban		R
2	OZTEMIR Zeynep		R
1	NEVRUZ Hilal		R
A	MACIT Kader		R
C	TOPALOGLU Sadik		

E	RUS - Russian Federation	Game 3
4 S	NIZOVITSEVA Irina	R
3	BELIAKOVA Nadezhda	R
2	PIANTINA Arina	R
1 V	MISHCHENKO Anastasiia	R
A	ERMEICHUK Mariia	R
C	IAKOVLEVA Svetlana	

	NOR - Norway	Game 4
4 S	MJOEN Eline	R
3	FOSS Malin	R
2	FORBREGD Astri	R
1 V	RIAN Hannah Skarsheim	R
A	-	
C	RIAN Stale	

Note:

Team position and functions are attached to each team member's name as follows:

4 = Fourth, 3 = Third, 2 = Second, 1 = Lead, A = Alternate, S = Skip, V = Vice-Skip, C = Coach

Legend:

Δ Different from Original Line-up

R Right-handed



Team Line-ups

B	RUS - Russian Federation	Game 4
4 S	NIZOVTSEVA Irina	R
3	BELIAKOVA Nadezhda	R
2	PIANTINA Arina	R
1 V	MISHCHENKO Anastasiia	R
A	ERMEICHUK Mariia	R
C	IAKOVLEVA Svetlana	

	TUR - Turkey	Δ	Game 4
4 S	POLAT Berivan		R
3 V	POLAT Mihriban		R
2	OZTEMIR Zeynep		R
1	NEVRUZ Hilal		R
A	MACIT Kader		R
C	TOPALOGU Sadik		

E	POL - Poland	Game 4
4 S	CHMARRA Daria	R
3 V	MANDES Karolina	R
2	ORLINSKA Katarzyna	R
1	LESZCZYNSKA Marta	R
A	NOGLY Ewa	R
C	SCHROEDER Agnieszka	

	TUR - Turkey 2	Δ	Game 4
4 V	PARLAYANYILDIZ Elanur		R
3 S	BARIS Seyda		R
2	KARAMAN Zuhul		R
1	BENZER Beyzanur		R
A	DALAZ Mukaddes		R
C	OZMEN Zeynep		

Note:

Team position and functions are attached to each team member's name as follows:

4 = Fourth, **3** = Third, **2** = Second, **1** = Lead, **A** = Alternate, **S** = Skip, **V** = Vice-Skip, **C** = Coach

Legend:

Δ Different from Original Line-up

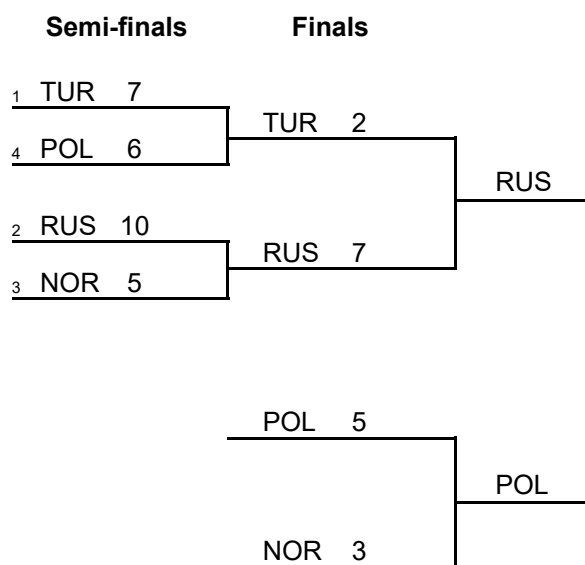
R Right-handed



Session Results and Standings

Sheet	Game	Team	LSFE	1	2	3	4	5	6	7	8	Extra Ends	Total
B	6	TUR - Turkey	*	1	0	0	0	0	1	0	X		2
	6	RUS - Russian Federation		0	2	0	1	3	0	1	X		7
D	6	POL - Poland		1	0	1	0	1	0	1	1		5
	6	NOR - Norway	*	0	1	0	1	0	1	0	0		3

Championship Bracket



Final Standings

- Gold RUS - Russian Federation
- Silver TUR - Turkey
- Bronze POL - Poland
- 4 NOR - Norway
- 5 TUR - Turkey 2

Legend:

LSFE(*) Last Stone First End

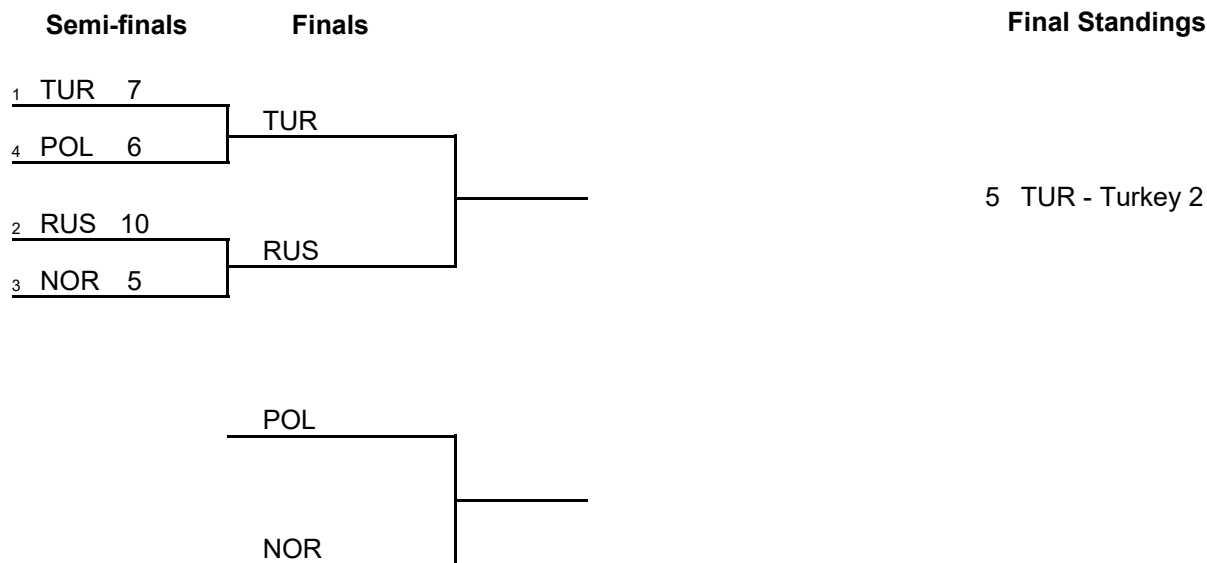
X Unplayed/unfinished end due to concession



Session Results and Standings

Sheet	Game	Team	LSFE	1	2	3	4	5	6	7	8	Extra Ends	Total
A	5	RUS - Russian Federation	*	0	0	3	2	0	2	0	3		10
	5	NOR - Norway		1	0	0	0	1	0	3	0		5
C	5	POL - Poland		0	4	0	0	0	1	1	0		6
	5	TUR - Turkey	*	1	0	3	1	1	0	0	1		7

Championship Bracket



Legend:
LSFE(*) Last Stone First End



Session Results and Standings

Sheet	Game	Team	LSFE	1	2	3	4	5	6	7	8	Extra Ends	Total
C	1	POL - Poland		0	1	0	1	1	1	0	2	0	6
	1	RUS - Russian Federation	*	3	0	2	0	0	0	1	0	1	7
D	1	TUR - Turkey	*	0	4	4	0	0	1	0	0	2	11
	1	NOR - Norway		2	0	0	0	2	0	3	2	0	9

Current Standings

Rank	Team	Games	Wins	Losses
1	RUS - Russian Federation	1	1	0
1	TUR - Turkey	1	1	0
3	TUR - Turkey 2	0	0	0
4	NOR - Norway	1	0	1
4	POL - Poland	1	0	1

Note:
Under WCF rules, tie-breaking rules for standings are not applied until after the last game of the Round Robin.

Legend:
LSFE(*) Last Stone First End



Session Results and Standings

Sheet	Game	Team	LSFE	1	2	3	4	5	6	7	8	Extra Ends	Total
C	2	NOR - Norway	*	2	0	0	3	0	0	0	2	1	8
	1	TUR - Turkey 2		0	1	1	0	1	3	1	0	0	7
E	2	TUR - Turkey		2	2	1	1	0	0	0	0		6
	2	POL - Poland	*	0	0	0	0	1	4	1	1		7

Current Standings

Rank	Team	Games	Wins	Losses
1	RUS - Russian Federation	1	1	0
2	NOR - Norway	2	1	1
2	POL - Poland	2	1	1
2	TUR - Turkey	2	1	1
5	TUR - Turkey 2	1	0	1

Note:

Under WCF rules, tie-breaking rules for standings are not applied until after the last game of the Round Robin.

Legend:

LSFE(*) Last Stone First End



Session Results and Standings

Sheet	Game	Team	LSFE	1	2	3	4	5	6	7	8	Extra Ends	Total
B	3	NOR - Norway		1	1	2	0	0	2	3	X		9
	3	POL - Poland	*	0	0	0	1	1	0	0	X		2
D	2	TUR - Turkey 2		0	0	0	1	0	1	0	X		2
	2	RUS - Russian Federation	*	1	1	2	0	0	0	6	X		10

Current Standings

Rank	Team	Games	Wins	Losses
1	RUS - Russian Federation	2	2	0
2	NOR - Norway	3	2	1
3	TUR - Turkey	2	1	1
4	POL - Poland	3	1	2
5	TUR - Turkey 2	2	0	2

Note:

Under WCF rules, tie-breaking rules for standings are not applied until after the last game of the Round Robin.

Legend:

LSFE(*) Last Stone First End

X Unplayed/unfinished end due to concession



Session Results and Standings

Sheet	Game	Team	LSFE	1	2	3	4	5	6	7	8	Extra Ends	Total
A	3	TUR - Turkey 2		0	1	0	0	1	0	X	X		2
	3	TUR - Turkey	*	1	0	4	2	0	4	X	X		11
E	3	RUS - Russian Federation		0	0	1	0	2	1	1	3		8
	4	NOR - Norway	*	1	1	0	2	0	0	0	0		4

Current Standings

Rank	Team	Games	Wins	Losses	
1	RUS - Russian Federation	3	3	0	Q
2	TUR - Turkey	3	2	1	Q
3	NOR - Norway	4	2	2	Q
4	POL - Poland	3	1	2	
5	TUR - Turkey 2	3	0	3	

Note:

Under WCF rules, tie-breaking rules for standings are not applied until after the last game of the Round Robin.

Legend:

LSFE(*) Last Stone First End

Q Qualified for the semi-finals

X Unplayed/unfinished end due to concession



Session Results and Standings

Sheet	Game	Team	LSFE	1	2	3	4	5	6	7	8	Extra Ends	Total
B	4	RUS - Russian Federation	*	0	2	1	0	1	0	0	0		4
	4	TUR - Turkey		1	0	0	2	0	1	0	2		6
E	4	POL - Poland	*	4	0	1	0	2	1	2	X		10
	4	TUR - Turkey 2		0	2	0	1	0	0	0	X		3

Standings after Round Robin

Rank	Team	Games	Wins	Losses		
1	TUR - Turkey	4	3	1	Q	w1
2	RUS - Russian Federation	4	3	1	Q	w0
3	NOR - Norway	4	2	2	Q	w1
4	POL - Poland	4	2	2	Q	w0
5	TUR - Turkey 2	4	0	4		

Legend:

LSFE(*) Last Stone First End

Q Qualified for the semi-finals

wn Number of wins (n) against tied teams

X Unplayed/unfinished end due to concession



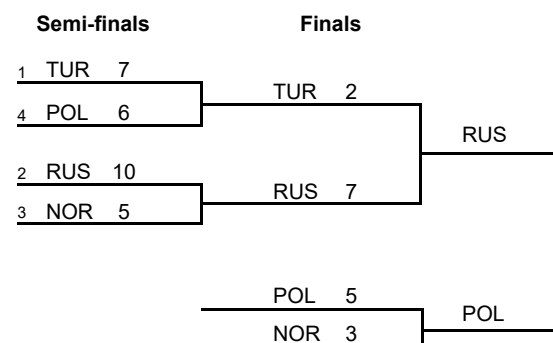
Competition Summary

Session	Date	Time	Sheet A	Sheet B	Sheet C	Sheet D	Sheet E
Session 1	13 FEB	15:00			POL - RUS 6:7	TUR - NOR 11:9	
Session 2	14 FEB	9:00			NOR - TUR 8:7		TUR - POL 6:7
Session 3	14 FEB	17:00		NOR - POL 9:2		TUR - RUS 2:10	
Session 4	15 FEB	13:00	TUR - TUR 2:11				RUS - NOR 8:4
Session 5	16 FEB	9:00		RUS - TUR 4:6			POL - TUR 10:3
Semi-finals	17 FEB	9:00	RUS - NOR 10:5		POL - TUR 6:7		
Finals	17 FEB	14:30		TUR - RUS 2:7		POL - NOR 5:3	

Standings after Round Robin

Rank	Team	Games	Wins	Losses		
1	TUR - Turkey	4	3	1	Q	w1
2	RUS - Russian Federation	4	3	1	Q	w0
3	NOR - Norway	4	2	2	Q	w1
4	POL - Poland	4	2	2	Q	w0
5	TUR - Turkey 2	4	0	4		

Championship Bracket



Legend:

Q Qualified for the semi-finals

wn Number of wins (n) against tied teams



Final Standings

Rank	Team	Players	Position - Function
Gold	RUS - Russian Federation	NIZOVTSOVA Irina	4 S
		BELIAKOVA Nadezhda	3
		PIANTINA Arina	2
		MISHCHENKO Anastasiia	1 V
		ERMEICHUK Mariia	A
Silver	TUR - Turkey	POLAT Mihriban	4 S
		POLAT Berivan	3 V
		MACIT Kader	2
		OZTEMIR Zeynep	1
		NEVRUZ Hilal	A
Bronze	POL - Poland	CHMARRA Daria	4 S
		MANDES Karolina	3 V
		ORLINSKA Katarzyna	2
		LESZCZYNSKA Marta	1
		NOGLY Ewa	A
4	NOR - Norway	MJOEN Eline	4 S
		FOSS Malin	3
		FORBREGD Astri	2
		RIAN Hannah Skarsheim	1 V
		-	A
5	TUR - Turkey 2	PARLAYANYILDIZ Elanur	4 S
		BARIS Seyda	3 V
		KARAMAN Zuhul	2
		BENZER Beyzanur	1
		DALAZ Mukaddes	A

Note:

Team position and functions are attached to each team member's name as follows:
4 = Fourth, 3 = Third, 2 = Second, 1 = Lead, A = Alternate, S = Skip, V = Vice-Skip



Competition Matrix

Team	NOR	POL	RUS	TUR	TUR
NOR		9 - 2	4 - 8	9 - 11	8 - 7
POL	2 - 9		6 - 7	7 - 6	10 - 3
RUS	8 - 4	7 - 6		4 - 6	10 - 2
TUR	11 - 9	6 - 7	6 - 4		11 - 2
TUR	7 - 8	3 - 10	2 - 10	2 - 11	

Standings after Round Robin

Rank	Team	Games	Wins	Losses		
1	TUR - Turkey	4	3	1	Q	w1
2	RUS - Russian Federation	4	3	1	Q	w0
3	NOR - Norway	4	2	2	Q	w1
4	POL - Poland	4	2	2	Q	w0
5	TUR - Turkey 2	4	0	4		

Legend:

Q Qualified for the semi-finals

wn Number of wins (n) against tied teams



Draw Shot Challenge

Rank	Team	Stone Rotation	Last Stone Draw in each Round Robin Game				DSC
			1	2	3	4	
1	TUR - Turkey	↻	499.6	155.8	33.2	199.6	86.37cm
		↻	9.1	82.6	61.3	63.0	
2	POL - Poland	↻	142.5	53.9	110.9	41.0	100.33cm
		↻	499.6	145.8	8.6	199.6	
3	RUS - Russian Federation	↻	68.1	68.3	199.6	157.2	114.06cm
		↻	499.6	50.4	160.6	94.2	
4	NOR - Norway	↻	147.8	199.6	47.2	148.5	134.64cm
		↻	499.6	55.6	144.2	199.6	
5	TUR - Turkey 2	↻	190.4	199.6	75.5	199.6	167.23cm
		↻	499.6	106.3	199.6	199.6	

Note:

The Draw Shot Challenge (DSC) is the average distance of all the individual Last Stone Draw stones, which were delivered by a team during the round robin. The one least favourable result will be eliminated before calculating the average distance. The team with the lesser DSC receives the higher ranking. If the DSCs are equal then the team with the best non-equal counting LSD receives the higher ranking. In the case where all counting LSDs are equal, the team ranked higher in the WCF World Rankings is ranked higher.

Legend:

↻ Clockwise

↻ Counter-clockwise

DSC Draw Shot Challenge



Scoring Analysis

Team	Games		LSFE	Stolen		Points Scored					Total	Plus / Minus
				Ends	0	1	2	3	4	>4		
RUS - Russian Federation	6	For	4	9	3	11	7	5	0	1	46	+21
		Against	2	7	1	14	4	1	0	0	25	
TUR - Turkey	6	For	4	10	1	12	6	1	4	0	43	+8
		Against	2	9	2	11	5	2	2	0	35	
POL - Poland	6	For	3	11	0	18	3	0	3	0	36	+1
		Against	3	10	0	14	6	3	0	0	35	
NOR - Norway	6	For	3	9	1	10	8	4	0	0	38	-5
		Against	3	11	1	15	4	4	2	0	43	
TUR - Turkey 2	4	For	0	4	0	9	1	1	0	0	14	-25
		Against	4	6	1	6	6	1	3	1	39	
Total	14			43	5	60	25	11	7	1	177	

Note:
Stolen ends are the ends won without the last stone advantage.

Legend:
>4 More than four points scored LSFE Last Stone First End



Medallists

Medal	NOC	Name
GOLD	RUS - Russian Federation	NIZOVTSEVA Irina BELIAKOVA Nadezhda PIANTINA Arina MISHCHENKO Anastasiia ERMEICHUK Mariia IAKOVLEVA Svetlana
SILVER	TUR - Turkey	POLAT Mihriban POLAT Berivan MACIT Kader OZTEMIR Zeynep NEVRUZ Hilal TOPALOGLU Sadik
BRONZE	POL - Poland	CHMARRA Daria MANDES Karolina ORLINSKA Katarzyna LESZCZYNSKA Marta NOGLY Ewa SCHROEDER Agnieszka



Game Results

Sheet	Game	Team	LSFE	1	2	3	4	5	6	7	8	Extra Ends	Total
B	6	TUR - Turkey	*	1	0	0	0	0	1	0	X		2
	6	RUS - Russian Federation		0	2	0	1	3	0	1	X		7

TUR - Turkey

4 S POLAT Berivan
3 V POLAT Mihriban
2 OZTEMIR Zeynep
1 NEVRUZ Hilal
A MACIT Kader

Time remaining: 9 minutes 37 seconds

RUS - Russian Federation

4 S NIZOVTSEVA Irina
3 BELIAKOVA Nadezhda
2 PIANTINA Arina
1 V MISHCHENKO Anastasiia
A ERMEICHUK Mariia

Time remaining: 9 minutes 3 seconds

Note:

Team position and functions are attached to each team member's name as follows:
4 = Fourth, 3 = Third, 2 = Second, 1 = Lead, A = Alternate, S = Skip, V = Vice-Skip

Legend:

LSFE(*) Last Stone First End

X Unplayed/unfinished end due to concession



Game Results

Sheet	Game	Team	LSFE	1	2	3	4	5	6	7	8	Extra Ends	Total
D	6	POL - Poland		1	0	1	0	1	0	1	1		5
	6	NOR - Norway	*	0	1	0	1	0	1	0	0		3

POL - Poland

4 S CHMARRA Daria
3 V MANDES Karolina
2 ORLINSKA Katarzyna
1 LESZCZYNSKA Marta
A NOGLY Ewa

Time remaining: 2 minutes 53 seconds

NOR - Norway

4 S MJOEN Eline
3 V RIAN Hannah Skarsheim
2 FORBREGD Astri
1 FOSS Malin
A -

Time remaining: 1 minute 49 seconds

Note:

Team position and functions are attached to each team member's name as follows:
4 = Fourth, 3 = Third, 2 = Second, 1 = Lead, A = Alternate, S = Skip, V = Vice-Skip

Legend:

LSFE(*) Last Stone First End



Game Results

Sheet	Game	Team	LSFE	1	2	3	4	5	6	7	8	Extra Ends	Total
C	5	POL - Poland		0	4	0	0	0	1	1	0		6
	5	TUR - Turkey	*	1	0	3	1	1	0	0	1		7

POL - Poland

4 S CHMARRA Daria
3 V MANDES Karolina
2 ORLINSKA Katarzyna
1 LESZCZYNSKA Marta
A NOGLY Ewa

Time remaining: 4 minutes 16 seconds

TUR - Turkey

4 S POLAT Berivan
3 V POLAT Mihriban
2 OZTEMIR Zeynep
1 NEVRUZ Hilal
A MACIT Kader

Time remaining: 5 minutes 29 seconds

Note:

Team position and functions are attached to each team member's name as follows:
4 = Fourth, 3 = Third, 2 = Second, 1 = Lead, A = Alternate, S = Skip, V = Vice-Skip

Legend:

LSFE(*) Last Stone First End



Game Results

Sheet	Game	Team	LSFE	1	2	3	4	5	6	7	8	Extra Ends	Total
A	5	RUS - Russian Federation	*	0	0	3	2	0	2	0	3		10
	5	NOR - Norway		1	0	0	0	1	0	3	0		5

RUS - Russian Federation

4 S NIZOVTSEVA Irina
3 BELIAKOVA Nadezhda
2 PIANTINA Arina
1 V MISHCHENKO Anastasiia
A ERMEICHUK Mariia

Time remaining: 3 minutes 13 seconds

NOR - Norway

4 S MJOEN Eline
3 V RIAN Hannah Skarsheim
2 FORBREGD Astri
1 FOSS Malin
A -

Time remaining: 5 minutes 28 seconds

Note:

Team position and functions are attached to each team member's name as follows:
4 = Fourth, 3 = Third, 2 = Second, 1 = Lead, A = Alternate, S = Skip, V = Vice-Skip

Legend:

LSFE(*) Last Stone First End



Game Results

Sheet	Game	Team	LSFE	1	2	3	4	5	6	7	8	Extra Ends	Total
C	1	POL - Poland		0	1	0	1	1	1	0	2	0	6
	1	RUS - Russian Federation	*	3	0	2	0	0	0	1	0	1	7

POL - Poland

4 S CHMARRA Daria
3 V MANDES Karolina
2 ORLINSKA Katarzyna
1 LESZCZYNSKA Marta
A NOGLY Ewa

RUS - Russian Federation

4 S NIZOVTSEVA Irina
3 BELIAKOVA Nadezhda
2 PIANTINA Arina
1 V MISHCHENKO Anastasiia
A ERMEICHUK Mariia

Last Stone Draw

⌚ CHMARRA D
⌚ MANDES K

Distance

142.5cm
199.6cm

Total

342.1cm

Time remaining: 0 minutes 7 seconds

Time remaining: 0 minutes 1 second (after extra end)

Last Stone Draw

⌚ NIZOVTSEVA I
⌚ PIANTINA A

Distance

68.1cm
199.6cm

Total

267.7cm

Time remaining: 0 minutes 25 seconds

Time remaining: 2 minutes 16 seconds (after extra end)

Note:

Team position and functions are attached to each team member's name as follows:
4 = Fourth, 3 = Third, 2 = Second, 1 = Lead, A = Alternate, S = Skip, V = Vice-Skip

Legend:

⌚ Clockwise

⌚ Counter-clockwise

LSFE(*) Last Stone First End



Game Results

REVISED
15 FEB 13:11

Sheet	Game	Team	LSFE	1	2	3	4	5	6	7	8	Extra Ends	Total
D	1	TUR - Turkey	*	0	4	4	0	0	1	0	0	2	11
	1	NOR - Norway		2	0	0	0	2	0	3	2	0	9

TUR - Turkey

4 S POLAT Mihriban
3 V POLAT Berivan
2 MACIT Kader
1 OZTEMIR Zeynep
A NEVRUZ Hilal

NOR - Norway

4 S MJOEN Eline
3 FOSS Malin
2 FORBREGD Astri
1 V RIAN Hannah Skarsheim
A -

Last Stone Draw

⌚ POLAT M
⌚ POLAT B

Distance

199.6cm
9.1cm

Total

208.7cm

Time remaining: 1 minute 42 seconds
Time remaining: 0 minutes 40 seconds (after extra end)

Last Stone Draw

⌚ MJOEN E
⌚ FOSS M

Distance

147.8cm
199.6cm

Total

347.4cm

Time remaining: 3 minutes 18 seconds
Time remaining: 1 minute 7 seconds (after extra end)

Note:

Team position and functions are attached to each team member's name as follows:
4 = Fourth, 3 = Third, 2 = Second, 1 = Lead, A = Alternate, S = Skip, V = Vice-Skip

Legend:

⌚ Clockwise

⌚ Counter-clockwise

LSFE(*) Last Stone First End

Team NOR: Vice-Skip revised



Game Results

Sheet	Game	Team	LSFE	1	2	3	4	5	6	7	8	Extra Ends	Total
C	2	NOR - Norway	*	2	0	0	3	0	0	0	2	1	8
	1	TUR - Turkey 2		0	1	1	0	1	3	1	0	0	7

NOR - Norway

4 S MJOEN Eline
3 FOSS Malin
2 FORBREGD Astri
1 V RIAN Hannah Skarsheim
A -

TUR - Turkey 2

4 V PARLAYANYILDIZ Elanur
3 S BARIS Seyda
2 KARAMAN Zuhul
1 BENZER Beyzanur
A DALAZ Mukaddes

Last Stone Draw

☺ RIAN HS
☹ FORBREGD A

Distance

199.6cm
55.6cm

Total

255.2cm

Time remaining: 1 minute 13 seconds
Time remaining: 0 minutes 57 seconds (after extra end)

Last Stone Draw

☺ PARLAYANYILDIZ E
☹ BARIS S

Distance

190.4cm
199.6cm

Total

390.0cm

Time remaining: 0 minutes 27 seconds
Time remaining: 0 minutes 42 seconds (after extra end)

Note:

Team position and functions are attached to each team member's name as follows:
4 = Fourth, 3 = Third, 2 = Second, 1 = Lead, A = Alternate, S = Skip, V = Vice-Skip

Legend:

☺ Clockwise

☹ Counter-clockwise

LSFE(*) Last Stone First End



Game Results

Sheet	Game	Team	LSFE	1	2	3	4	5	6	7	8	Extra Ends	Total
E	2	TUR - Turkey		2	2	1	1	0	0	0	0		6
	2	POL - Poland	*	0	0	0	0	1	4	1	1		7

TUR - Turkey

4 S POLAT Berivan
3 V POLAT Mihriban
2 OZTEMIR Zeynep
1 NEVRUZ Hilal
A MACIT Kader

Last Stone Draw

⌚ NEVRUZ H
⌚ OZTEMIR Z

Total

Distance

155.8cm
82.6cm

Total

238.4cm

Time remaining: 0 minutes 6 seconds

POL - Poland

4 S CHMARRA Daria
3 V MANDES Karolina
2 ORLINSKA Katarzyna
1 LESZCZYNSKA Marta
A NOGLY Ewa

Last Stone Draw

⌚ MANDES K
⌚ CHMARRA D

Total

199.7cm

Time remaining: 0 minutes 55 seconds

Note:

Team position and functions are attached to each team member's name as follows:
4 = Fourth, 3 = Third, 2 = Second, 1 = Lead, A = Alternate, S = Skip, V = Vice-Skip

Legend:

⌚ Clockwise

⌚ Counter-clockwise

LSFE(*) Last Stone First End



Game Results

Sheet	Game	Team	LSFE	1	2	3	4	5	6	7	8	Extra Ends	Total
B	3	NOR - Norway		1	1	2	0	0	2	3	X		9
	3	POL - Poland	*	0	0	0	1	1	0	0	X		2

NOR - Norway

4 S MJOEN Eline
3 FOSS Malin
2 FORBREGD Astri
1 V RIAN Hannah Skarsheim
A -

Last Stone Draw

☺ FOSS M
☹ MJOEN E

Total

Distance

47.2cm
144.2cm

Total

Time remaining: 6 minutes 3 seconds

POL - Poland

4 S CHMARRA Daria
3 V MANDES Karolina
2 ORLINSKA Katarzyna
1 LESZCZYNSKA Marta
A NOGLY Ewa

Last Stone Draw

☺ LESZCZYNSKA M
☹ ORLINSKA K

Total

Distance

110.9cm
8.6cm

Total

Time remaining: 4 minutes 40 seconds

Note:

Team position and functions are attached to each team member's name as follows:
4 = Fourth, 3 = Third, 2 = Second, 1 = Lead, A = Alternate, S = Skip, V = Vice-Skip

Legend:

☺ Clockwise ☹ Counter-clockwise LSFE(*) Last Stone First End
X Unplayed/unfinished end due to concession



Game Results

Sheet	Game	Team	LSFE	1	2	3	4	5	6	7	8	Extra Ends	Total
D	2	TUR - Turkey 2		0	0	0	1	0	1	0	X		2
	2	RUS - Russian Federation	*	1	1	2	0	0	0	6	X		10

TUR - Turkey 2

4 V PARLAYANYILDIZ Elanur
3 S BARIS Seyda
2 KARAMAN Zuhul
1 BENZER Beyzanur
A DALAZ Mukaddes

Last Stone Draw

☺ DALAZ M
☹ BENZER B

Total

Time remaining: 4 minutes 31 seconds

Distance

199.6cm
106.3cm

Total

305.9cm

RUS - Russian Federation

4 S NIZOVTSEVA Irina
3 BELIAKOVA Nadezhda
2 PIANTINA Arina
1 V MISHCHENKO Anastasiia
A ERMEICHUK Mariia

Last Stone Draw

☺ BELIAKOVA N
☹ MISHCHENKO A

Total

Time remaining: 7 minutes 52 seconds

Distance

68.3cm
50.4cm

Total

118.7cm

Note:

Team position and functions are attached to each team member's name as follows:
4 = Fourth, 3 = Third, 2 = Second, 1 = Lead, A = Alternate, S = Skip, V = Vice-Skip

Legend:

☺ Clockwise ☹ Counter-clockwise LSFE(*) Last Stone First End
X Unplayed/unfinished end due to concession



Game Results

Sheet	Game	Team	LSFE	1	2	3	4	5	6	7	8	Extra Ends	Total
A	3	TUR - Turkey 2		0	1	0	0	1	0	X	X		2
	3	TUR - Turkey	*	1	0	4	2	0	4	X	X		11

TUR - Turkey 2

4 S PARLAYANYILDIZ Elanur
3 V BENZER Beyzanur
2 BARIS Seyda
1 DALAZ Mukaddes
A KARAMAN Zuhul

Last Stone Draw

⌚ BENZER B
⌚ PARLAYANYILDIZ E

Total

Distance

75.5cm
199.6cm

Total

275.1cm

Time remaining: 9 minutes 50 seconds

TUR - Turkey

4 S POLAT Berivan
3 V POLAT Mihriban
2 OZTEMIR Zeynep
1 NEVRUZ Hilal
A MACIT Kader

Last Stone Draw

⌚ OZTEMIR Z
⌚ POLAT M

Total

94.5cm

Distance

33.2cm
61.3cm

Time remaining: 11 minutes 53 seconds

KARAMAN Z replaced DALAZ M at the beginning of end 6

Note:

Team position and functions are attached to each team member's name as follows:
4 = Fourth, 3 = Third, 2 = Second, 1 = Lead, A = Alternate, S = Skip, V = Vice-Skip

Legend:

⌚ Clockwise ⌚ Counter-clockwise LSFE(*) Last Stone First End
X Unplayed/unfinished end due to concession



Game Results

Sheet	Game	Team	LSFE	1	2	3	4	5	6	7	8	Extra Ends	Total
E	3	RUS - Russian Federation		0	0	1	0	2	1	1	3		8
	4	NOR - Norway	*	1	1	0	2	0	0	0	0		4

RUS - Russian Federation

4 S NIZOVTSEVA Irina
3 BELIAKOVA Nadezhda
2 PIANTINA Arina
1 V MISHCHENKO Anastasiia
A ERMEICHUK Mariia

NOR - Norway

4 S MJOEN Eline
3 FOSS Malin
2 FORBREGD Astri
1 V RIAN Hannah Skarsheim
A -

Last Stone Draw

⌚ PIANTINA A
⌚ NIZOVTSEVA I

Distance

199.6cm
160.6cm

Total

360.2cm

Time remaining: 3 minutes 35 seconds

Last Stone Draw

⌚ FORBREGD A
⌚ RIAN HS

Distance

148.5cm
199.6cm

Total

348.1cm

Time remaining: 1 minute 49 seconds

Note:

Team position and functions are attached to each team member's name as follows:
4 = Fourth, 3 = Third, 2 = Second, 1 = Lead, A = Alternate, S = Skip, V = Vice-Skip

Legend:

⌚ Clockwise

⌚ Counter-clockwise

LSFE(*) Last Stone First End



Game Results

Sheet	Game	Team	LSFE	1	2	3	4	5	6	7	8	Extra Ends	Total
B	4	RUS - Russian Federation	*	0	2	1	0	1	0	0	0		4
	4	TUR - Turkey		1	0	0	2	0	1	0	2		6

RUS - Russian Federation

4 S NIZOVTSEVA Irina
3 BELIAKOVA Nadezhda
2 PIANTINA Arina
1 V MISHCHENKO Anastasiia
A ERMEICHUK Mariia

Last Stone Draw

⌚ MISHCHENKO A
⌚ BELIAKOVA N

Total

Distance

157.2cm
94.2cm

Total

251.4cm

Time remaining: 6 minutes 12 seconds

TUR - Turkey

4 S POLAT Berivan
3 V POLAT Mihriban
2 OZTEMIR Zeynep
1 NEVRUZ Hilal
A MACIT Kader

Last Stone Draw

⌚ POLAT B
⌚ NEVRUZ H

Total

262.6cm

Distance

199.6cm
63.0cm

Total

262.6cm

Time remaining: 7 minutes 11 seconds

Note:

Team position and functions are attached to each team member's name as follows:
4 = Fourth, 3 = Third, 2 = Second, 1 = Lead, A = Alternate, S = Skip, V = Vice-Skip

Legend:

⌚ Clockwise

⌚ Counter-clockwise

LSFE(*) Last Stone First End



Game Results

Sheet	Game	Team	LSFE	1	2	3	4	5	6	7	8	Extra Ends	Total
E	4	POL - Poland	*	4	0	1	0	2	1	2	X		10
	4	TUR - Turkey 2		0	2	0	1	0	0	0	X		3

POL - Poland

4 S CHMARRA Daria
3 V MANDES Karolina
2 ORLINSKA Katarzyna
1 LESZCZYNSKA Marta
A NOGLY Ewa

Last Stone Draw

🕒 ORLINSKA K
🕒 LESZCZYNSKA M

Total

Distance

41.0cm
199.6cm

Total

240.6cm

Time remaining: 5 minutes 44 seconds

TUR - Turkey 2

4 V PARLAYANYILDIZ Elanur
3 S BARIS Seyda
2 KARAMAN Zuhul
1 BENZER Beyzanur
A DALAZ Mukaddes

Last Stone Draw

🕒 BARIS S
🕒 KARAMAN Z

Total

399.2cm

Distance

199.6cm
199.6cm

Time remaining: 5 minutes 27 seconds

Note:

Team position and functions are attached to each team member's name as follows:
4 = Fourth, 3 = Third, 2 = Second, 1 = Lead, A = Alternate, S = Skip, V = Vice-Skip

Legend:

🕒 Clockwise 🕒 Counter-clockwise LSFE(*) Last Stone First End
X Unplayed/unfinished end due to concession



**EUROPEAN
YOUTH
OLYMPIC
FESTIVAL**



Results Book



CURLING

Boys'



Entry List by NOC

As of MON 13 FEB 2017

NED - Netherlands		
4 S	GOSGENS Wouter	R
3	KUIJPERS Jop	R
2	KLOMP Bart	R
1 V	BOLKENBAAS Olaf	R
A	-	
C	LEIBBRANDT-DEMMON Shari	

NOR - Norway		
4 S	BRAENDEN Mathias	R
3	GRASBAKKEN-LOKKEN Jens	R
2	BIRKETVEIT Adne	R
1 V	NORDHAGEN Niclas	R
A	-	
C	JOHANSEN Stein Erik	

RUS - Russian Federation		
4 S	DORONIN German	R
3 V	EPREMIAN Georgii	R
2	MAKSIMOV Sergei	R
1	SIROTKIN Dmitry	R
A	POSTNOV Kirill	R
C	ANDRIANOVA Olga	

SLO - Slovenia		
4 S	SEVER Stefan	R
3 V	STOPAR Aljaz	R
2	GREGORI Noel	R
1	PREZELJ Luka	R
A	LANGUS Simon	R
C	VERBINC Gregor	

TUR - Turkey		
4 S	KARAKURT Oguzhan	R
3 V	DEMIREL Muhammet Haydar	R
2	TUNGA Ahmet Alperen	R
1	OZSUBASI Ishak	R
A	KAYGUSUZ Batuhan Bugra	R
C	CELIK Ahmet	

Note:
Team position and functions are attached to each team member's name as follows:
4 = Fourth, **3** = Third, **2** = Second, **1** = Lead, **A** = Alternate, **S** = Skip, **V** = Vice-Skip, **C** = Coach

Legend:
R Right-handed



Team Line-ups

A	TUR - Turkey	Δ	Game 6	SLO - Slovenia	Δ	Game 6
4 S	KARAKURT Oguzhan		R	4 S		R
3 V	DEMIREL Muhammet Haydar		R	3 V		R
2	TUNGA Ahmet Alperen		R	2		R
1	KAYGUSUZ Batuhan Bugra		R	1		R
A	OZSUBASI Ishak		R	A		R
C	CELIK Ahmet			C		VERBINC Gregor

C	RUS - Russian Federation	Δ	Game 6	NED - Netherlands	Game 6	
4 S	DORONIN German		R	4 S	GOSGENS Wouter	R
3 V	MAKSIMOV Sergei		R	3	KUIJPERS Jop	R
2	POSTNOV Kirill		R	2	KLOMP Bart	R
1	SIROTKIN Dmitry		R	1 V	BOLKENBAAS Olaf	R
A	EPREMIAN Georgii		R	A	-	
C	ANDRIANOVA Olga			C	LEIBBRANDT-DEMMON Shari	

Note:

Team position and functions are attached to each team member's name as follows:

4 = Fourth, **3** = Third, **2** = Second, **1** = Lead, **A** = Alternate, **S** = Skip, **V** = Vice-Skip, **C** = Coach

Legend:

Δ Different from Original Line-up

R Right-handed



Team Line-ups

B	TUR - Turkey	Game 5	RUS - Russian Federation	Δ	Game 5
4 S	KARAKURT Oguzhan	R	4 S		R
3 V	DEMIREL Muhammet Haydar	R	3		R
2	TUNGA Ahmet Alperen	R	2 V		R
1	OZSUBASI Ishak	R	1		R
A	KAYGUSUZ Batuhan Bugra	R	A		R
C	CELIK Ahmet		C		ANDRIANOVA Olga

D	NED - Netherlands	Game 5	SLO - Slovenia	Game 5	
4 S	GOSGENS Wouter	R	4 S	SEVER Stefan	R
3	KUIJPERS Jop	R	3 V	STOPAR Aljaz	R
2	KLOMP Bart	R	2	GREGORI Noel	R
1 V	BOLKENBAAS Olaf	R	1	PREZELJ Luka	R
A	-		A	LANGUS Simon	R
C	LEIBBRANDT-DEMMON Shari		C	VERBINC Gregor	

Note:

Team position and functions are attached to each team member's name as follows:

4 = Fourth, 3 = Third, 2 = Second, 1 = Lead, A = Alternate, S = Skip, V = Vice-Skip, C = Coach

Legend:

Δ Different from Original Line-up

R Right-handed



Team Line-ups

A	RUS - Russian Federation	Game 1
4 S	DORONIN German	R
3 V	EPREMIAN Georgii	R
2	MAKSIMOV Sergei	R
1	SIROTKIN Dmitry	R
A	POSTNOV Kirill	R
C	ANDRIANOVA Olga	

	TUR - Turkey	Game 1
4 S	KARAKURT Oguzhan	R
3 V	DEMIREL Muhammet Haydar	R
2	TUNGA Ahmet Alperen	R
1	OZSUBASI Ishak	R
A	KAYGUSUZ Batuhan Bugra	R
C	CELIK Ahmet	

D	SLO - Slovenia	Game 1
4 S	SEVER Stefan	R
3 V	STOPAR Aljaz	R
2	GREGORI Noel	R
1	PREZELJ Luka	R
A	LANGUS Simon	R
C	VERBINC Gregor	

	NOR - Norway	Δ	Game 1
4 S	BRAENDEN Mathias		R
3	BIRKETVEIT Adne		R
2	GRASBAKKEN-LOKKEN Jens		R
1 V	NORDHAGEN Niclas		R
A	-		
C	JOHANSEN Stein Erik		

Note:

Team position and functions are attached to each team member's name as follows:

4 = Fourth, 3 = Third, 2 = Second, 1 = Lead, A = Alternate, S = Skip, V = Vice-Skip, C = Coach

Legend:

Δ Different from Original Line-up

R Right-handed



Team Line-ups

REVISED
14 FEB 12:51

A	RUS - Russian Federation	Game 2
4 S	DORONIN German	R
3 V	EPREMIAN Georgii	R
2	MAKSIMOV Sergei	R
1	SIROTKIN Dmitry	R
A	POSTNOV Kirill	R
C	ANDRIANOVA Olga	

	NED - Netherlands	Game 1
4 S	GOSGENS Wouter	R
3	KUIJPERS Jop	R
2	KLOMP Bart	R
1 V	BOLKENBAAS Olaf	R
A	-	
C	LEIBBRANDT-DEMMON Shari	

C	TUR - Turkey	Δ	Game 2
4 S	KARAKURT Oguzhan		R
3 V	DEMIREL Muhammet Haydar		R
2	TUNGA Ahmet Alperen		R
1	KAYGUSUZ Batuhan Bugra		R
A	OZSUBASI Ishak		R
C	CELIK Ahmet		

	NOR - Norway	Δ	Game 2
4 S	BRAENDEN Mathias		R
3	BIRKETVEIT Adne		R
2	GRASBAKKEN-LOKKEN Jens		R
1 V	NORDHAGEN Niclas		R
A	-		
C	JOHANSEN Stein Erik		

Note:

Team position and functions are attached to each team member's name as follows:
4 = Fourth, **3** = Third, **2** = Second, **1** = Lead, **A** = Alternate, **S** = Skip, **V** = Vice-Skip, **C** = Coach

Legend:

Δ Different from Original Line-up R Right-handed

Late Line-up Change NED: Vice-Skip revised



Team Line-ups

C	SLO - Slovenia	Game 2
4 S	SEVER Stefan	R
3 V	STOPAR Aljaz	R
2	GREGORI Noel	R
1	PREZELJ Luka	R
A	LANGUS Simon	R
C	VERBINC Gregor	

	RUS - Russian Federation	Game 3
4 S	DORONIN German	R
3 V	EPREMIAN Georgii	R
2	MAKSIMOV Sergei	R
1	SIROTKIN Dmitry	R
A	POSTNOV Kirill	R
C	ANDRIANOVA Olga	

D	TUR - Turkey	Game 3
4 S	KARAKURT Oguzhan	R
3 V	DEMIREL Muhammet Haydar	R
2	TUNGA Ahmet Alperen	R
1	OZSUBASI Ishak	R
A	KAYGUSUZ Batuhan Bugra	R
C	CELIK Ahmet	

	NED - Netherlands	Game 2
4 S	GOSGENS Wouter	R
3	KUIJPERS Jop	R
2	KLOMP Bart	R
1 V	BOLKENBAAS Olaf	R
A	-	
C	LEIBBRANDT-DEMMON Shari	

Note:

Team position and functions are attached to each team member's name as follows:

4 = Fourth, **3** = Third, **2** = Second, **1** = Lead, **A** = Alternate, **S** = Skip, **V** = Vice-Skip, **C** = Coach

Legend:

R Right-handed



Team Line-ups

REVISED
15 FEB 16:33

B	NED - Netherlands	Δ	Game 3
4 S	GOSGENS Wouter		R
3	KUIJPERS Jop		R
1 V	BOLKENBAAS Olaf		R
A	-		
A	KLOMP Bart		R
C	LEIBBRANDT-DEMMON Shari		

	SLO - Slovenia		Game 3
4 S	SEVER Stefan		R
3 V	STOPAR Aljaz		R
2	GREGORI Noel		R
1	PREZELJ Luka		R
A	LANGUS Simon		R
C	VERBINC Gregor		

E	NOR - Norway	Δ	Game 3
4 S	BRAENDEN Mathias		R
3	BIRKETVEIT Adne		R
2	GRASBAKKEN-LOKKEN Jens		R
1 V	NORDHAGEN Niclas		R
A	-		
C	JOHANSEN Stein Erik		

	RUS - Russian Federation		Game 4
4 S	DORONIN German		R
3 V	EPREMIAN Georgii		R
2	MAKSIMOV Sergei		R
1	SIROTKIN Dmitry		R
A	POSTNOV Kirill		R
C	ANDRIANOVA Olga		

Note:

Team position and functions are attached to each team member's name as follows:
4 = Fourth, **3** = Third, **2** = Second, **1** = Lead, **A** = Alternate, **S** = Skip, **V** = Vice-Skip, **C** = Coach

Legend:

Δ Different from Original Line-up **R** Right-handed

Late Line-up Change NED: team will play with 3 players only



Team Line-ups

A	NED - Netherlands	Game 4
4 S	GOSGENS Wouter	R
3	KUIJPERS Jop	R
2	KLOMP Bart	R
1 V	BOLKENBAAS Olaf	R
A	-	
C	LEIBBRANDT-DEMMON Shari	

	NOR - Norway	Δ	Game 4
4 S	BRAENDEN Mathias		R
3	BIRKETVEIT Adne		R
2	GRASBAKKEN-LOKKEN Jens		R
1 V	NORDHAGEN Niclas		R
A	-		
C	JOHANSEN Stein Erik		

E	TUR - Turkey	Game 4
4 S	KARAKURT Oguzhan	R
3 V	DEMIREL Muhammet Haydar	R
2	TUNGA Ahmet Alperen	R
1	OZSUBASI Ishak	R
A	KAYGUSUZ Batuhan Bugra	R
C	CELIK Ahmet	

	SLO - Slovenia	Game 4
4 S	SEVER Stefan	R
3 V	STOPAR Aljaz	R
2	GREGORI Noel	R
1	PREZELJ Luka	R
A	LANGUS Simon	R
C	VERBINC Gregor	

Note:

Team position and functions are attached to each team member's name as follows:

4 = Fourth, **3** = Third, **2** = Second, **1** = Lead, **A** = Alternate, **S** = Skip, **V** = Vice-Skip, **C** = Coach

Legend:

Δ Different from Original Line-up

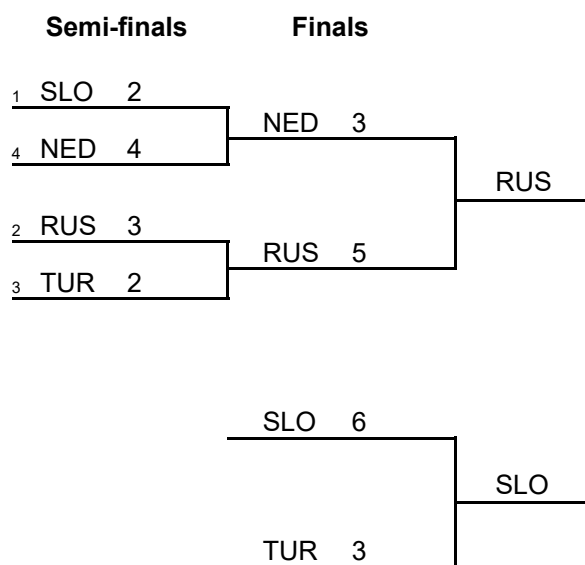
R Right-handed



Session Results and Standings

Sheet	Game	Team	LSFE	1	2	3	4	5	6	7	8	Extra Ends	Total
A	6	TUR - Turkey		0	0	0	1	0	2	0	X		3
	6	SLO - Slovenia	*	2	0	3	0	1	0	0	X		6
C	6	RUS - Russian Federation	*	0	2	0	2	0	1	0	X		5
	6	NED - Netherlands		0	0	1	0	1	0	1	X		3

Championship Bracket



Final Standings

- Gold RUS - Russian Federation
- Silver NED - Netherlands
- Bronze SLO - Slovenia
- 4 TUR - Turkey
- 5 NOR - Norway

Legend:

LSFE(*) Last Stone First End

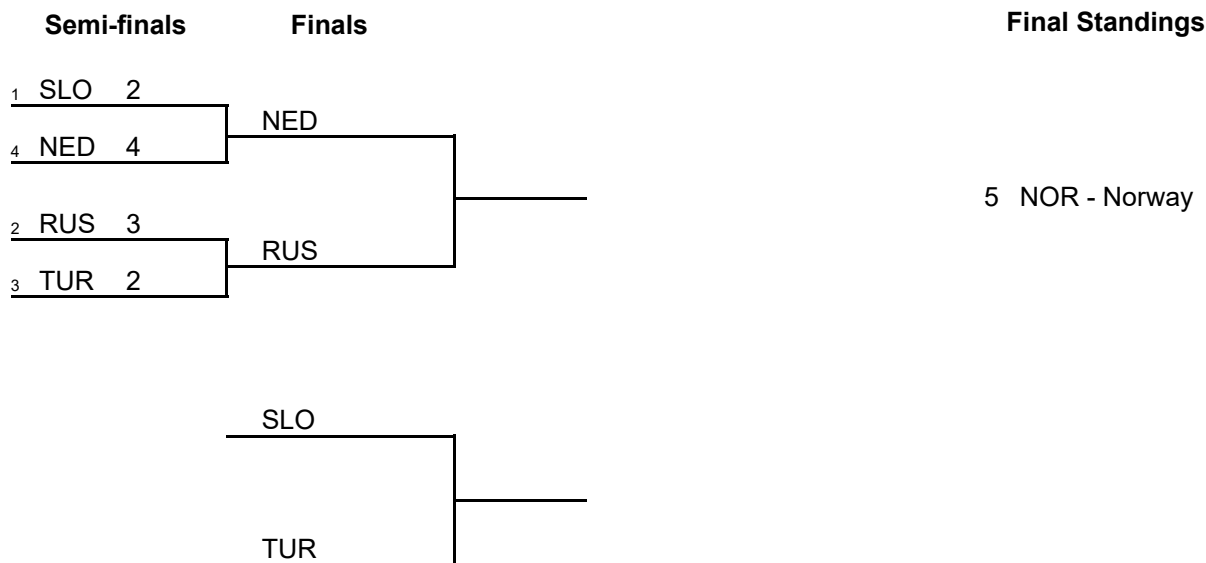
X Unplayed/unfinished end due to concession



Session Results and Standings

Sheet	Game	Team	LSFE	1	2	3	4	5	6	7	8	Extra Ends	Total
B	5	TUR - Turkey		0	0	0	1	0	0	1	0		2
	5	RUS - Russian Federation	*	0	0	0	0	2	0	0	1		3
D	5	NED - Netherlands		1	0	0	1	0	1	0	1		4
	5	SLO - Slovenia	*	0	0	0	0	1	0	1	0		2

Championship Bracket



Legend:
LSFE(*) Last Stone First End



Session Results and Standings

Sheet	Game	Team	LSFE	1	2	3	4	5	6	7	8	Extra Ends	Total
A	1	RUS - Russian Federation		1	2	2	0	1	0	2	X		8
	1	TUR - Turkey	*	0	0	0	2	0	1	0	X		3
D	1	SLO - Slovenia	*	4	1	1	1	0	1	X	X		8
	1	NOR - Norway		0	0	0	0	1	0	X	X		1

Current Standings

Rank	Team	Games	Wins	Losses
1	RUS - Russian Federation	1	1	0
1	SLO - Slovenia	1	1	0
3	NED - Netherlands	0	0	0
4	NOR - Norway	1	0	1
4	TUR - Turkey	1	0	1

Note:
Under WCF rules, tie-breaking rules for standings are not applied until after the last game of the Round Robin.

Legend:
LSFE(*) Last Stone First End X Unplayed/unfinished end due to concession



Session Results and Standings

Sheet	Game	Team	LSFE	1	2	3	4	5	6	7	8	Extra Ends	Total
A	2	RUS - Russian Federation	*	0	0	0	1	1	0	3	0		5
	1	NED - Netherlands		0	1	2	0	0	1	0	2		6
C	2	TUR - Turkey	*	2	0	0	0	0	0	3	1		6
	2	NOR - Norway		0	1	0	1	2	0	0	0		4

Current Standings

Rank	Team	Games	Wins	Losses
1	NED - Netherlands	1	1	0
1	SLO - Slovenia	1	1	0
3	RUS - Russian Federation	2	1	1
3	TUR - Turkey	2	1	1
5	NOR - Norway	2	0	2

Note:

Under WCF rules, tie-breaking rules for standings are not applied until after the last game of the Round Robin.

Legend:

LSFE(*) Last Stone First End



Session Results and Standings

Sheet	Game	Team	LSFE	1	2	3	4	5	6	7	8	Extra Ends	Total
C	2	SLO - Slovenia		0	0	0	1	0	1	1	0		3
	3	RUS - Russian Federation	*	0	1	0	0	3	0	0	1		5
D	3	TUR - Turkey		0	0	2	1	1	0	1	2	1	8
	2	NED - Netherlands	*	3	2	0	0	0	2	0	0	0	7

Current Standings

Rank	Team	Games	Wins	Losses
1	RUS - Russian Federation	3	2	1
1	TUR - Turkey	3	2	1
3	NED - Netherlands	2	1	1
3	SLO - Slovenia	2	1	1
5	NOR - Norway	2	0	2

Note:

Under WCF rules, tie-breaking rules for standings are not applied until after the last game of the Round Robin.

Legend:

LSFE(*) Last Stone First End



Session Results and Standings

Sheet	Game	Team	LSFE	1	2	3	4	5	6	7	8	Extra Ends	Total
B	3	NED - Netherlands		0	0	1	0	0	2	0	X		3
	3	SLO - Slovenia	*	1	1	0	1	0	0	3	X		6
E	3	NOR - Norway	*	0	0	0	0	1	2	0	0		3
	4	RUS - Russian Federation		0	0	1	0	0	0	1	0		2

Current Standings

Rank	Team	Games	Wins	Losses
1	SLO - Slovenia	3	2	1
1	TUR - Turkey	3	2	1
3	RUS - Russian Federation	4	2	2
4	NED - Netherlands	3	1	2
4	NOR - Norway	3	1	2

Note:

Under WCF rules, tie-breaking rules for standings are not applied until after the last game of the Round Robin.

Legend:

LSFE(*) Last Stone First End

X Unplayed/unfinished end due to concession



Session Results and Standings

Sheet	Game	Team	LSFE	1	2	3	4	5	6	7	8	Extra Ends	Total
A	4	NED - Netherlands		0	3	2	0	2	0	0	0		7
	4	NOR - Norway	*	1	0	0	3	0	0	1	1		6
E	4	TUR - Turkey		0	0	0	0	1	0	1	X		2
	4	SLO - Slovenia	*	0	1	1	0	0	2	0	X		4

Standings after Round Robin

Rank	Team	Games	Wins	Losses			
1	SLO - Slovenia	4	3	1	Q		
2	RUS - Russian Federation	4	2	2	Q	w1	DSC 63.23cm
3	TUR - Turkey	4	2	2	Q	w1	DSC 95.49cm
4	NED - Netherlands	4	2	2	Q	w1	DSC 152.20cm
5	NOR - Norway	4	1	3			

Legend:

DSC Draw Shot Challenge

wn Number of wins (n) against tied teams

LSFE(*) Last Stone First End

X Unplayed/unfinished end due to concession

Q Qualified for the semi-finals



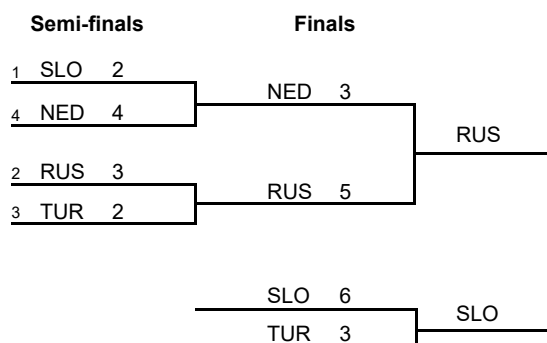
Competition Summary

Session	Date	Time	Sheet A	Sheet B	Sheet C	Sheet D	Sheet E
Session 1	13 FEB	19:00	RUS - TUR 8:3			SLO - NOR 8:1	
Session 2	14 FEB	13:00	RUS - NED 5:6		TUR - NOR 6:4		
Session 3	15 FEB	9:00			SLO - RUS 3:5	TUR - NED 8:7	
Session 4	15 FEB	17:00		NED - SLO 3:6			NOR - RUS 3:2
Session 5	16 FEB	13:00	NED - NOR 7:6				TUR - SLO 2:4
Semi-finals	17 FEB	9:00		TUR - RUS 2:3		NED - SLO 4:2	
Finals	17 FEB	14:30	TUR - SLO 3:6		RUS - NED 5:3		

Standings after Round Robin

Rank	Team	Games	Wins	Losses			
1	SLO - Slovenia	4	3	1	Q		
2	RUS - Russian Federation	4	2	2	Q	w1	DSC 63.23cm
3	TUR - Turkey	4	2	2	Q	w1	DSC 95.49cm
4	NED - Netherlands	4	2	2	Q	w1	DSC 152.20cm
5	NOR - Norway	4	1	3			

Championship Bracket



Final Standings

- Gold RUS - Russian Federation
- Silver NED - Netherlands
- Bronze SLO - Slovenia
- 4 TUR - Turkey
- 5 NOR - Norway

Legend:

DSC Draw Shot Challenge

Q Qualified for the semi-finals

wn Number of wins (n) against tied teams



Final Standings

Rank	Team	Players	Position - Function
Gold	RUS - Russian Federation	DORONIN German	4 S
		EPREMIAN Georgii	3 V
		MAKSIMOV Sergei	2
		SIROTKIN Dmitry	1
		POSTNOV Kirill	A
Silver	NED - Netherlands	GOSGENS Wouter	4 S
		KUIJPERS Jop	3
		KLOMP Bart	2
		BOLKENBAAS Olaf	1 V
		-	A
Bronze	SLO - Slovenia	SEVER Stefan	4 S
		STOPAR Aljaz	3 V
		GREGORI Noel	2
		PREZELJ Luka	1
		LANGUS Simon	A
4	TUR - Turkey	KARAKURT Oguzhan	4 S
		DEMIREL Muhammet Haydar	3 V
		TUNGA Ahmet Alperen	2
		OZSUBASI Ishak	1
		KAYGUSUZ Batuhan Bugra	A
5	NOR - Norway	BRAENDEN Mathias	4 S
		GRASBAKKEN-LOKKEN Jens	3
		BIRKETVEIT Adne	2
		NORDHAGEN Niclas	1 V
		-	A

Note:

Team position and functions are attached to each team member's name as follows:
4 = Fourth, 3 = Third, 2 = Second, 1 = Lead, A = Alternate, S = Skip, V = Vice-Skip



Competition Matrix

Team	NED	NOR	RUS	SLO	TUR
NED		7 - 6	6 - 5	3 - 6	7 - 8
NOR	6 - 7		3 - 2	1 - 8	4 - 6
RUS	5 - 6	2 - 3		5 - 3	8 - 3
SLO	6 - 3	8 - 1	3 - 5		4 - 2
TUR	8 - 7	6 - 4	3 - 8	2 - 4	

Standings after Round Robin

Rank	Team	Games	Wins	Losses			
1	SLO - Slovenia	4	3	1	Q		
2	RUS - Russian Federation	4	2	2	Q	w1	DSC 63.23cm
3	TUR - Turkey	4	2	2	Q	w1	DSC 95.49cm
4	NED - Netherlands	4	2	2	Q	w1	DSC 152.20cm
5	NOR - Norway	4	1	3			

Legend:

DSC Draw Shot Challenge

Q Qualified for the semi-finals

wn Number of wins (n) against tied teams



Draw Shot Challenge

Rank	Team	Stone Rotation	Last Stone Draw in each Round Robin Game				DSC
			1	2	3	4	
1	RUS - Russian Federation	↻	65.0	52.4	199.6	45.4	63.23cm
		↻	44.1	56.3	26.5	152.9	
2	SLO - Slovenia	↻	64.1	126.4	106.6	124.8	86.01cm
		↻	111.2	122.0	51.2	22.2	
3	TUR - Turkey	↻	36.7	121.9	168.8	66.6	95.49cm
		↻	36.6	148.6	199.6	89.2	
4	NOR - Norway	↻	199.6	199.6	39.5	54.2	116.57cm
		↻	14.6	176.7	131.8	199.6	
5	NED - Netherlands	↻	66.1	199.6	122.4	199.6	152.20cm
		↻	199.6	166.7	111.4	199.6	

Note:

The Draw Shot Challenge (DSC) is the average distance of all the individual Last Stone Draw stones, which were delivered by a team during the round robin. The one least favourable result will be eliminated before calculating the average distance. The team with the lesser DSC receives the higher ranking. If the DSCs are equal then the team with the best non-equal counting LSD receives the higher ranking. In the case where all counting LSDs are equal, the team ranked higher in the WCF World Rankings is ranked higher.

Legend:

↻ Clockwise

↻ Counter-clockwise

DSC Draw Shot Challenge



Scoring Analysis

Team	Games		LSFE	Stolen		Points Scored					Total	Plus / Minus
				Ends	0	1	2	3	4	>4		
SLO - Slovenia	6	For	5	7	5	15	2	2	1	0	29	+11
		Against	1	2	4	11	2	1	0	0	18	
RUS - Russian Federation	6	For	4	5	6	10	6	2	0	0	28	+8
		Against	2	5	6	12	4	0	0	0	20	
NED - Netherlands	6	For	1	6	1	10	7	2	0	0	30	-2
		Against	5	7	5	15	4	3	0	0	32	
TUR - Turkey	6	For	2	6	5	11	5	1	0	0	24	-8
		Against	4	8	5	8	9	2	0	0	32	
NOR - Norway	4	For	2	4	5	7	2	1	0	0	14	-9
		Against	2	6	2	7	3	2	1	0	23	
Total	14			28	22	53	22	8	1	0	125	

Note:
Stolen ends are the ends won without the last stone advantage.

Legend:
>4 More than four points scored LSFE Last Stone First End



Summary of Big Ends

Points Scored	By	Against	Session	End	Game Result
4	SLO - Slovenia	NOR - Norway	1	1	8 : 1

Note:
Big ends are defined as ends with a score of four or more points.



Medallists

Medal	NOC	Name
GOLD	RUS - Russian Federation	DORONIN German EPREMIAN Georgii MAKSIMOV Sergei SIROTKIN Dmitry POSTNOV Kirill ANDRIANOVA Olga
SILVER	NED - Netherlands	GOSGENS Wouter KUIJPERS Jop KLOMP Bart BOLKENBAAS Olaf - LEIBBRANDT-DEMMON Shari
BRONZE	SLO - Slovenia	SEVER Stefan STOPAR Aljaz GREGORI Noel PREZELJ Luka LANGUS Simon VERBINC Gregor



Game Results

Sheet	Game	Team	LSFE	1	2	3	4	5	6	7	8	Extra Ends	Total
C	6	RUS - Russian Federation	*	0	2	0	2	0	1	0	X		5
	6	NED - Netherlands		0	0	1	0	1	0	1	X		3

RUS - Russian Federation

4 S DORONIN German
3 V MAKSIMOV Sergei
2 POSTNOV Kirill
1 SIROTKIN Dmitry
A EPREMIAN Georgii

Time remaining: 8 minutes 50 seconds

NED - Netherlands

4 S GOSGENS Wouter
3 KUIJPERS Jop
2 KLOMP Bart
1 V BOLKENBAAS Olaf
A -

Time remaining: 6 minutes 24 seconds

Note:

Team position and functions are attached to each team member's name as follows:
4 = Fourth, 3 = Third, 2 = Second, 1 = Lead, A = Alternate, S = Skip, V = Vice-Skip

Legend:

LSFE(*) Last Stone First End

X Unplayed/unfinished end due to concession



Game Results

Sheet	Game	Team	LSFE	1	2	3	4	5	6	7	8	Extra Ends	Total
A	6	TUR - Turkey		0	0	0	1	0	2	0	X		3
	6	SLO - Slovenia	*	2	0	3	0	1	0	0	X		6

TUR - Turkey

4 S KARAKURT Oguzhan
3 V DEMIREL Muhammet Haydar
2 TUNGA Ahmet Alperen
1 KAYGUSUZ Batuhan Bugra
A OZSUBASI Ishak

Time remaining: 5 minutes 20 seconds

SLO - Slovenia

4 S SEVER Stefan
3 V STOPAR Aljaz
2 LANGUS Simon
1 PREZELJ Luka
A GREGORI Noel

Time remaining: 8 minutes 31 seconds

Note:

Team position and functions are attached to each team member's name as follows:
4 = Fourth, 3 = Third, 2 = Second, 1 = Lead, A = Alternate, S = Skip, V = Vice-Skip

Legend:

LSFE(*) Last Stone First End

X Unplayed/unfinished end due to concession



Game Results

Sheet	Game	Team	LSFE	1	2	3	4	5	6	7	8	Extra Ends	Total
D	5	NED - Netherlands		1	0	0	1	0	1	0	1		4
	5	SLO - Slovenia	*	0	0	0	0	1	0	1	0		2

NED - Netherlands

4 S GOSGENS Wouter
3 KUIJPERS Jop
2 KLOMP Bart
1 V BOLKENBAAS Olaf
A -

Time remaining: 4 minutes 26 seconds

SLO - Slovenia

4 S SEVER Stefan
3 V STOPAR Aljaz
2 GREGORI Noel
1 PREZELJ Luka
A LANGUS Simon

Time remaining: 7 minutes 9 seconds

Note:

Team position and functions are attached to each team member's name as follows:
4 = Fourth, 3 = Third, 2 = Second, 1 = Lead, A = Alternate, S = Skip, V = Vice-Skip

Legend:

LSFE(*) Last Stone First End



Game Results

Sheet	Game	Team	LSFE	1	2	3	4	5	6	7	8	Extra Ends	Total
B	5	TUR - Turkey		0	0	0	1	0	0	1	0		2
	5	RUS - Russian Federation	*	0	0	0	0	2	0	0	1		3

TUR - Turkey

4 S KARAKURT Oguzhan
3 V DEMIREL Muhammet Haydar
2 TUNGA Ahmet Alperen
1 OZSUBASI Ishak
A KAYGUSUZ Batuhan Bugra

Time remaining: 5 minutes 52 seconds

RUS - Russian Federation

4 S DORONIN German
3 MAKSIMOV Sergei
2 V EPREMIAN Georgii
1 SIROTKIN Dmitry
A POSTNOV Kirill

Time remaining: 3 minutes 2 seconds

POSTNOV K replaced EPREMIAN G at the beginning of end 6
Revised line-up: (4 S) DORONIN G, (3 V) MAKSIMOV S, (2) POSTNOV K, (1) SIROTKIN D

Note:

Team position and functions are attached to each team member's name as follows:
4 = Fourth, 3 = Third, 2 = Second, 1 = Lead, A = Alternate, S = Skip, V = Vice-Skip

Legend:

LSFE(*) Last Stone First End



Game Results

Sheet	Game	Team	LSFE	1	2	3	4	5	6	7	8	Extra Ends	Total
A	1	RUS - Russian Federation		1	2	2	0	1	0	2	X		8
	1	TUR - Turkey	*	0	0	0	2	0	1	0	X		3

RUS - Russian Federation

4 S DORONIN German
3 V EPREMIAN Georgii
2 MAKSIMOV Sergei
1 SIROTKIN Dmitry
A POSTNOV Kirill

TUR - Turkey

4 S KARAKURT Oguzhan
3 V DEMIREL Muhammet Haydar
2 TUNGA Ahmet Alperen
1 OZSUBASI Ishak
A KAYGUSUZ Batuhan Bugra

Last Stone Draw

⌚ DORONIN G
⌚ SIROTKIN D

Distance

65.0cm
44.1cm

Total

109.1cm

Time remaining: 9 minutes 53 seconds

Last Stone Draw

⌚ OZSUBASI I
⌚ KARAKURT O

Distance

36.7cm
36.6cm

Total

73.3cm

Time remaining: 8 minutes 21 seconds

Note:

Team position and functions are attached to each team member's name as follows:
4 = Fourth, 3 = Third, 2 = Second, 1 = Lead, A = Alternate, S = Skip, V = Vice-Skip

Legend:

⌚ Clockwise ⌚ Counter-clockwise
X Unplayed/unfinished end due to concession

LSFE(*) Last Stone First End



Game Results

Sheet	Game	Team	LSFE	1	2	3	4	5	6	7	8	Extra Ends	Total
D	1	SLO - Slovenia	*	4	1	1	1	0	1	X	X		8
	1	NOR - Norway		0	0	0	0	1	0	X	X		1

SLO - Slovenia

4 S SEVER Stefan
3 V STOPAR Aljaz
2 GREGORI Noel
1 PREZELJ Luka
A LANGUS Simon

NOR - Norway

4 S BRAENDEN Mathias
3 BIRKETVEIT Adne
2 GRASBAKKEN-LOKKEN Jens
1 V NORDHAGEN Niclas
A -

Last Stone Draw

⌚ STOPAR A
⌚ PREZELJ L

Distance

64.1cm
111.2cm

Total

175.3cm

Time remaining: 10 minutes 10 seconds

Last Stone Draw

⌚ NORDHAGEN N
⌚ BRAENDEN M

Distance

199.6cm
14.6cm

Total

214.2cm

Time remaining: 10 minutes 55 seconds

Note:

Team position and functions are attached to each team member's name as follows:
4 = Fourth, 3 = Third, 2 = Second, 1 = Lead, A = Alternate, S = Skip, V = Vice-Skip

Legend:

⌚ Clockwise ⌚ Counter-clockwise
X Unplayed/unfinished end due to concession

LSFE(*) Last Stone First End



Game Results

Sheet	Game	Team	LSFE	1	2	3	4	5	6	7	8	Extra Ends	Total
A	2	RUS - Russian Federation	*	0	0	0	1	1	0	3	0		5
	1	NED - Netherlands		0	1	2	0	0	1	0	2		6

RUS - Russian Federation

4 S DORONIN German
3 V EPREMIAN Georgii
2 MAKSIMOV Sergei
1 SIROTKIN Dmitry
A POSTNOV Kirill

NED - Netherlands

4 S GOSGENS Wouter
3 KUIJPERS Jop
2 KLOMP Bart
1 V BOLKENBAAS Olaf
A -

Last Stone Draw

⌚ SIROTKIN D
⌚ DORONIN G

Distance

52.4cm
56.3cm

Total

108.7cm

Time remaining: 2 minutes 23 seconds

Last Stone Draw

⌚ GOSGENS W
⌚ KUIJPERS J

Distance

66.1cm
199.6cm

Total

265.7cm

Time remaining: 2 minutes 46 seconds

Note:

Team position and functions are attached to each team member's name as follows:
4 = Fourth, 3 = Third, 2 = Second, 1 = Lead, A = Alternate, S = Skip, V = Vice-Skip

Legend:

⌚ Clockwise

⌚ Counter-clockwise

LSFE(*) Last Stone First End



Game Results

Sheet	Game	Team	LSFE	1	2	3	4	5	6	7	8	Extra Ends	Total
C	2	TUR - Turkey	*	2	0	0	0	0	0	3	1		6
	2	NOR - Norway		0	1	0	1	2	0	0	0		4

TUR - Turkey

4 S KARAKURT Oguzhan
3 V DEMIREL Muhammet Haydar
2 TUNGA Ahmet Alperen
1 KAYGUSUZ Batuhan Bugra
A OZSUBASI Ishak

NOR - Norway

4 S BRAENDEN Mathias
3 BIRKETVEIT Adne
2 GRASBAKKEN-LOKKEN Jens
1 V NORDHAGEN Niclas
A -

Last Stone Draw

⌚ KAYGUSUZ BB
⌚ DEMIREL MH

Distance

121.9cm
148.6cm

Total

270.5cm

Time remaining: 2 minutes 42 seconds

Last Stone Draw

⌚ GRASBAKKEN-LOKKEN
⌚ BIRKETVEIT A

Distance

199.6cm
176.7cm

Total

376.3cm

Time remaining: 2 minutes 51 seconds

Note:

Team position and functions are attached to each team member's name as follows:
4 = Fourth, 3 = Third, 2 = Second, 1 = Lead, A = Alternate, S = Skip, V = Vice-Skip

Legend:

⌚ Clockwise

⌚ Counter-clockwise

LSFE(*) Last Stone First End



Game Results

Sheet	Game	Team	LSFE	1	2	3	4	5	6	7	8	Extra Ends	Total
C	2	SLO - Slovenia		0	0	0	1	0	1	1	0		3
	3	RUS - Russian Federation	*	0	1	0	0	3	0	0	1		5

SLO - Slovenia

4 S SEVER Stefan
3 V STOPAR Aljaz
2 GREGORI Noel
1 PREZELJ Luka
A LANGUS Simon

RUS - Russian Federation

4 S DORONIN German
3 V EPREMIAN Georgii
2 MAKSIMOV Sergei
1 SIROTKIN Dmitry
A POSTNOV Kirill

Last Stone Draw

🕒 SEVER S
🕒 GREGORI N

Distance

126.4cm
122.0cm

Total

248.4cm

Time remaining: 4 minutes 37 seconds

Last Stone Draw

🕒 EPREMIAN G
🕒 MAKSIMOV S

Distance

199.6cm
26.5cm

Total

226.1cm

Time remaining: 4 minutes 1 second

Note:

Team position and functions are attached to each team member's name as follows:
4 = Fourth, 3 = Third, 2 = Second, 1 = Lead, A = Alternate, S = Skip, V = Vice-Skip

Legend:

🕒 Clockwise

🕒 Counter-clockwise

LSFE(*) Last Stone First End



Game Results

Sheet	Game	Team	LSFE	1	2	3	4	5	6	7	8	Extra Ends	Total
D	3	TUR - Turkey		0	0	2	1	1	0	1	2	1	8
	2	NED - Netherlands	*	3	2	0	0	0	2	0	0	0	7

TUR - Turkey

4 S KARAKURT Oguzhan
3 V DEMIREL Muhammet Haydar
2 TUNGA Ahmet Alperen
1 OZSUBASI Ishak
A KAYGUSUZ Batuhan Bugra

NED - Netherlands

4 S GOSGENS Wouter
3 KUIJPERS Jop
2 KLOMP Bart
1 V BOLKENBAAS Olaf
A -

Last Stone Draw

⌚ DEMIREL MH
⌚ TUNGA AA

Distance

168.8cm
199.6cm

Total

368.4cm

Time remaining: 0 minutes 23 seconds
Time remaining: 1 minute 9 seconds (after extra end)

Last Stone Draw

⌚ KLOMP B
⌚ BOLKENBAAS O

Distance

199.6cm
166.7cm

Total

366.3cm

Time remaining: 1 minute 15 seconds
Time remaining: 0 minutes 47 seconds (after extra end)

Note:

Team position and functions are attached to each team member's name as follows:
4 = Fourth, 3 = Third, 2 = Second, 1 = Lead, A = Alternate, S = Skip, V = Vice-Skip

Legend:

⌚ Clockwise

⌚ Counter-clockwise

LSFE(*) Last Stone First End



Game Results

Sheet	Game	Team	LSFE	1	2	3	4	5	6	7	8	Extra Ends	Total
B	3	NED - Netherlands		0	0	1	0	0	2	0	X		3
	3	SLO - Slovenia	*	1	1	0	1	0	0	3	X		6

NED - Netherlands

4 S GOSGENS Wouter
3 KUIJPERS Jop
1 V BOLKENBAAS Olaf
A -
A KLOMP Bart

Last Stone Draw

⌚ KUIJPERS J
⌚ GOSGENS W

Total

Distance

122.4cm
111.4cm

Total

233.8cm

Time remaining: 6 minutes 49 seconds

SLO - Slovenia

4 S SEVER Stefan
3 V STOPAR Aljaz
2 GREGORI Noel
1 PREZELJ Luka
A LANGUS Simon

Last Stone Draw

⌚ PREZELJ L
⌚ STOPAR A

Total

157.8cm

Time remaining: 7 minutes 3 seconds

Note:

Team position and functions are attached to each team member's name as follows:
4 = Fourth, 3 = Third, 2 = Second, 1 = Lead, A = Alternate, S = Skip, V = Vice-Skip

Legend:

⌚ Clockwise ⌚ Counter-clockwise LSFE(*) Last Stone First End
X Unplayed/unfinished end due to concession



Game Results

Sheet	Game	Team	LSFE	1	2	3	4	5	6	7	8	Extra Ends	Total
E	3	NOR - Norway	*	0	0	0	0	1	2	0	0		3
	4	RUS - Russian Federation		0	0	1	0	0	0	1	0		2

NOR - Norway

4 S BRAENDEN Mathias
3 BIRKETVEIT Adne
2 GRASBAKKEN-LOKKEN Jens
1 V NORDHAGEN Niclas
A -

RUS - Russian Federation

4 S DORONIN German
3 V EPREMIAN Georgii
2 MAKSIMOV Sergei
1 SIROTKIN Dmitry
A POSTNOV Kirill

Last Stone Draw

⌚ BRAENDEN M
⌚ NORDHAGEN N

Distance

39.5cm
131.8cm

Total

171.3cm

Time remaining: 2 minutes 11 seconds

Last Stone Draw

⌚ MAKSIMOV S
⌚ EPREMIAN G

Distance

45.4cm
152.9cm

Total

198.3cm

Time remaining: 0 minutes 28 seconds

Note:

Team position and functions are attached to each team member's name as follows:
4 = Fourth, 3 = Third, 2 = Second, 1 = Lead, A = Alternate, S = Skip, V = Vice-Skip

Legend:

⌚ Clockwise

⌚ Counter-clockwise

LSFE(*) Last Stone First End



Game Results

Sheet	Game	Team	LSFE	1	2	3	4	5	6	7	8	Extra Ends	Total
A	4	NED - Netherlands		0	3	2	0	2	0	0	0		7
	4	NOR - Norway	*	1	0	0	3	0	0	1	1		6

NED - Netherlands

4 S GOSGENS Wouter
3 KUIJPERS Jop
2 KLOMP Bart
1 V BOLKENBAAS Olaf
A -

NOR - Norway

4 S BRAENDEN Mathias
3 BIRKETVEIT Adne
2 GRASBAKKEN-LOKKEN Jens
1 V NORDHAGEN Niclas
A -

Last Stone Draw

⌚ BOLKENBAAS O
⌚ KLOMP B

Distance

199.6cm
199.6cm

Total

399.2cm

Time remaining: 2 minutes 33 seconds

Last Stone Draw

⌚ BIRKETVEIT A
⌚ GRASBAKKEN-LOKKEN

Distance

54.2cm
199.6cm

Total

253.8cm

Time remaining: 1 minute 19 seconds

Note:

Team position and functions are attached to each team member's name as follows:
4 = Fourth, 3 = Third, 2 = Second, 1 = Lead, A = Alternate, S = Skip, V = Vice-Skip

Legend:

⌚ Clockwise

⌚ Counter-clockwise

LSFE(*) Last Stone First End



Game Results

Sheet	Game	Team	LSFE	1	2	3	4	5	6	7	8	Extra Ends	Total
E	4	TUR - Turkey		0	0	0	0	1	0	1	X		2
	4	SLO - Slovenia	*	0	1	1	0	0	2	0	X		4

TUR - Turkey

4 S KARAKURT Oguzhan
3 V DEMIREL Muhammet Haydar
2 TUNGA Ahmet Alperen
1 OZSUBASI Ishak
A KAYGUSUZ Batuhan Bugra

SLO - Slovenia

4 S SEVER Stefan
3 V STOPAR Aljaz
2 GREGORI Noel
1 PREZELJ Luka
A LANGUS Simon

Last Stone Draw

⌚ KARAKURT O
⌚ OZSUBASI I

Distance

66.6cm
89.2cm

Total

155.8cm

Time remaining: 5 minutes 58 seconds

Last Stone Draw

⌚ GREGORI N
⌚ SEVER S

Distance

124.8cm
22.2cm

Total

147.0cm

Time remaining: 6 minutes 30 seconds

Note:

Team position and functions are attached to each team member's name as follows:
4 = Fourth, 3 = Third, 2 = Second, 1 = Lead, A = Alternate, S = Skip, V = Vice-Skip

Legend:

⌚ Clockwise ⌚ Counter-clockwise LSFE(*) Last Stone First End
X Unplayed/unfinished end due to concession



**EUROPEAN
YOUTH
OLYMPIC
FESTIVAL**



Results Book



FIGURE SKATING

6	Figure Skating	219
6.1	Table of Contents	220
6.2	Competition Schedule	221
6.3	Number of Entries by NOC	222
6.4	Girls'	223
6.4.1	Results	224
6.4.2	Medallists	225
6.4.3	Free Skating	226
6.4.3.1	ISU Technical Panel and Panel of Judges	226
6.4.3.2	Segment Results	227
6.4.3.3	Judges Details per Skater	228
6.4.4	Short Program	239
6.4.4.1	ISU Technical Panel and Panel of Judges	239
6.4.4.2	Segment Results	240
6.4.4.3	Judges Details per Skater	241
6.5	Boys'	252
6.5.1	Results	253
6.5.2	Medallists	254
6.5.3	Free Skating	255
6.5.3.1	ISU Technical Panel and Panel of Judges	255
6.5.3.2	Segment Results	256
6.5.3.3	Judges Details per Skater	257
6.5.4	Short Program	264
6.5.4.1	ISU Technical Panel and Panel of Judges	264
6.5.4.2	Segment Results	265
6.5.4.3	Judges Details per Skater	266



Competition Schedule

As of TUE 14 FEB 2017

Date	Start Time	Estimated Finish Time	Event
MON 13 FEB	10:00	12:56	Girls - Short Program
	15:30	17:33	Boys - Short Program
WED 15 FEB	10:00	13:17	Girls - Free Skating
	15:30	18:10	Boys - Free Skating

NOTE

Schedule is subject to change



Number of Entries by Country

As of TUE 14 FEB 2017

NOC	Girls	Boys
BLR - Belarus	1	1
BUL - Bulgaria	1	1
CRO - Croatia	1	
CYP - Cyprus	1	
DEN - Denmark	1	
EST - Estonia	1	1
FIN - Finland	1	
FRA - France	1	1
GBR - Great Britain	1	1
GEO - Georgia		1
GRE - Greece	1	
ISL - Iceland	1	
ITA - Italy	1	1
LTU - Lithuania	1	
MDA - Republic of Moldova	1	
NED - Netherlands	1	
POL - Poland		1
ROU - Romania	1	1
RUS - Russian Federation	1	1
SLO - Slovenia	1	
SVK - Slovakia	1	1
SWE - Sweden		1
TUR - Turkey	1	1
UKR - Ukraine	1	1
Total Entries	21	14
Total NOC's	21	14



**EUROPEAN
YOUTH
OLYMPIC
FESTIVAL**



Results Book



FIGURE SKATING

Girls'



Results

Rank	Name	NOC	Total Score	SP	FS
1	Alina ZAGITOVA	RUS	187.06	1	1
2	Anastasia GOZHVA	UKR	127.18	2	7
3	Lucrezia GENNARO	ITA	125.53	4	3
4	Alizee CROZET	FRA	125.34	8	2
5	Kristina SHKULETA-GROMOVA	EST	123.81	3	5
6	Hanna PAROSHINA	BLR	122.35	6	4
7	Anna LITVINENKO	GBR	117.65	9	6
8	Silvia HUGEC	SVK	117.47	5	8
9	Amanda STAN	ROU	116.48	7	9
10	Laura KARHUNEN	FIN	103.50	13	10
11	Presiyana DIMITROVA	BUL	97.86	12	11
12	Anna IVANCENKO	MDA	95.00	14	12
13	Katarina KITAROVIC	CRO	94.45	11	15
14	Valerija KEDA	LTU	91.61	15	14
15	Lara GUCEK	SLO	91.46	17	13
16	Sam JANSEN	NED	87.61	10	19
17	Ekin SAYGI	TUR	83.68	16	16
18	Josephine KAERGAARD	DEN	81.50	18	17
19	Herdís Birna HJALTALIN	ISL	77.95	19	18
20	Elisavet VOULGARI	GRE	71.39	20	20
21	Daniella Vanessa IPSARIDOU	CYP	55.01	21	21



Ms. Ebru ANILDI, ISU
Referee



Mr. Attila SOOS, ISU
Technical Controller

LEGEND

FS Free Skating

SP Short Program



Medallists

Medal	Name	NOC
GOLD	Alina ZAGITOVA	RUS - Russian Federation
SILVER	Anastasia GOZHVA	UKR - Ukraine
BRONZE	Lucrezia GENNARO	ITA - Italy



ISU Technical Panel and Panel of Judges

Technical Panel

Function	Name	
Technical Controller	Mr. Attila SOOS	HUN
Technical Specialist	Ms. Duygu SALUR	TUR
Assistant Technical Specialist	Ms. Larisa FEDOSEEVA	RUS

Panel of Judges

Function	Name	
Referee	Ms. Ebru ANILDI	TUR
Judge No.1	Mr. Walter TOIGO	ITA
Judge No.2	Ms. Marina STUPEN	BLR
Judge No.3	Ms. Zoia YORDANOVA	BUL
Judge No.4	Ms. Kadi ZVIRIK	EST
Judge No.5	Ms. Merylyn VEKEMANS	NED
Judge No.6	Ms. Svea LUND	DEN
Judge No.7	Mr. Yury BALKOV	UKR

Data / Replay Operators

Function	Name	
Data Operator	Mr. Dzianis SAROKIN	BLR
Replay Operator	Mr. Cenap Mengü TUNCAY	TUR



Segment Results

Rank	Name	NOC	Total Segment Score
1	Alina ZAGITOVA	RUS	128.76
2	Alizee CROZET	FRA	85.01
3	Lucrezia GENNARO	ITA	81.86
4	Hanna PAROSHINA	BLR	79.86
5	Kristina SHKULETA-GROMOVA	EST	79.76
6	Anna LITVINENKO	GBR	78.64
7	Anastasia GOZHVA	UKR	77.40
8	Silvia HUGEC	SVK	74.90
9	Amanda STAN	ROU	74.55
10	Laura KARHUNEN	FIN	69.24
11	Presiyana DIMITROVA	BUL	62.20
12	Anna IVANCENKO	MDA	61.62
13	Lara GUCEK	SLO	61.14
14	Valerija KEDA	LTU	59.89
15	Katarina KITAROVIC	CRO	57.87
16	Ekin SAYGI	TUR	53.07
17	Josephine KAERGAARD	DEN	51.68
18	Herdis Birna HJALTALIN	ISL	50.06
19	Sam JANSEN	NED	49.72
20	Elisavet VOULGARI	GRE	46.73
21	Daniella Vanessa IPSARIDOU	CYP	34.30



Ms. Ebru ANILDI, ISU
Referee



Mr. Attila SOOS, ISU
Technical Controller



Judges Details per Skater

Rank	Name	NOC	Starting Number	Total Segment Score	Total Element Score	Program Component Score (factored)	Total Deductions							
1	Alina ZAGITOVA	RUS	21	128.76	68.52	60.24	0.00							
#	Executed Elements	Info	Base Value	GOE	J1	J2	J3	J4	J5	J6	J7	J8	J9	Scores of Panel
1	FCSp4		3.20	1.00	2	2	2	2	1	2	2	-	-	4.20
2	StSq4		3.90	1.40	2	2	2	2	2	2	1	-	-	5.30
3	3Lz		6.60	x 0.70	1	1	1	2	1	1	1	-	-	7.30
4	2A+3T		8.36	x 1.12	1	2	2	2	2	1	1	-	-	9.48
5	3F+2T+2Lo		9.24	x 1.40	2	2	2	1	2	2	2	-	-	10.64
6	LSp4		2.70	1.00	1	2	2	2	2	2	2	-	-	3.70
7	3Lz+REP		4.62	x 0.28	2	0	0	2	0	0	0	-	-	4.90
8	3S		4.84	x 0.70	1	1	1	2	1	0	1	-	-	5.54
9	3F+3Lo<	<	9.79	x -0.56	0	-2	-1	0	-1	-1	-1	-	-	9.23
10	2A		3.63	x 0.20	0	0	1	1	0	0	1	-	-	3.83
11	CCoSp4		3.50	0.90	1	2	3	2	2	2	1	-	-	4.40
60.38													68.52	
Program Components				Factor										
Skating Skills				1.60	7.00	7.50	7.50	7.50	7.75	7.25	7.25	-	-	7.40
Transitions / Linking Footwork / Movement				1.60	7.00	7.50	7.25	7.50	7.50	7.25	7.00	-	-	7.30
Performance / Execution				1.60	7.25	7.75	7.25	7.75	7.75	7.25	7.50	-	-	7.50
Choreography / Composition				1.60	7.75	8.00	7.50	8.00	7.75	7.25	8.00	-	-	7.80
Interpretation				1.60	7.00	7.75	7.50	7.75	7.75	7.50	7.75	-	-	7.65
Judges Total Program Component Score (factored)														60.24
Deductions:														0.00

Rank	Name	NOC	Starting Number	Total Segment Score	Total Element Score	Program Component Score (factored)	Total Deductions							
2	Alizee CROZET	FRA	15	85.01	42.13	42.88	0.00							
#	Executed Elements	Info	Base Value	GOE	J1	J2	J3	J4	J5	J6	J7	J8	J9	Scores of Panel
1	2A		3.30	0.50	1	1	1	1	1	1	1	-	-	3.80
2	3Lz		6.00	-0.70	-1	-1	-1	-1	-1	-1	-1	-	-	5.30
3	2Fe<<	e	0.40	-0.30	-3	-3	-3	-3	-3	-3	-2	-	-	0.10
4	3Lo+2T		6.40	0.56	1	1	1	0	1	1	0	-	-	6.96
5	CCoSp4		3.50	0.50	0	1	1	1	1	1	1	-	-	4.00
6	3Lo		5.61	x 0.00	0	0	0	0	0	0	0	-	-	5.61
7	3T+2T		6.16	x 0.00	0	0	0	0	0	0	1	-	-	6.16
8	2A+1Lo<<+SEQ+2S*	*	2.90	x -1.50	-3	-3	-3	-3	-3	-3	-2	-	-	1.40
9	StSq2		2.60	0.10	1	1	0	0	0	0	0	-	-	2.70
10	FCSp3		2.80	0.30	1	1	1	0	0	1	0	-	-	3.10
11	LSp3		2.40	0.60	1	0	2	1	1	2	1	-	-	3.00
42.07													42.13	
Program Components				Factor										
Skating Skills				1.60	5.00	5.25	5.75	5.25	5.50	5.75	5.75	-	-	5.50
Transitions / Linking Footwork / Movement				1.60	5.00	4.75	5.25	5.00	5.00	5.50	5.50	-	-	5.15
Performance / Execution				1.60	5.25	5.25	5.50	5.25	5.25	5.50	5.75	-	-	5.35
Choreography / Composition				1.60	5.00	5.00	5.75	5.50	5.25	5.50	6.00	-	-	5.40
Interpretation				1.60	5.00	4.75	5.50	5.50	5.50	5.50	5.75	-	-	5.40
Judges Total Program Component Score (factored)														42.88
Deductions:														0.00



Judges Details per Skater

Rank	Name	NOC	Starting Number	Total Segment Score	Total Element Score	Program Component Score (factored)	Total Deductions								
3	Lucrezia GENNARO	ITA	17	81.86	40.30	42.56	-1.00								
#	Executed Elements	Info	Base Value	GOE	J1	J2	J3	J4	J5	J6	J7	J8	J9	Scores of Panel	
1	3Lze<	e	3.60	-2.10	-3	-3	-3	-3	-3	-3	-3	-	-	1.50	
2	3Lo<+2T	<	4.90	-1.54	-2	-2	-3	-3	-2	-2	-2	-	-	3.36	
3	3S+2T		5.70	0.00	1	0	0	0	0	0	0	-	-	5.70	
4	3Lo<	<	3.60	-1.68	-2	-3	-3	-3	-2	-2	-1	-	-	1.92	
5	FCCoSp4		3.50	0.00	0	0	1	0	0	0	0	-	-	3.50	
6	3S		4.84 x	0.28	1	1	1	0	0	0	0	-	-	5.12	
7	2A+1Lo+2F		6.27 x	0.00	0	0	0	0	0	0	0	-	-	6.27	
8	2A		3.63 x	-0.10	0	-1	0	0	0	-1	0	-	-	3.53	
9	CCoSp3		3.00	0.00	0	0	0	0	0	0	0	-	-	3.00	
10	LSp4		2.70	0.20	1	0	1	0	0	1	0	-	-	2.90	
11	StSq3		3.30	0.20	1	0	1	0	1	0	0	-	-	3.50	
45.04														40.30	
Program Components				Factor											
Skating Skills				1.60	5.25	5.25	5.50	5.25	5.25	5.75	6.00	-	-		5.40
Transitions / Linking Footwork / Movement				1.60	5.00	4.50	5.50	5.00	5.00	5.50	5.50	-	-		5.20
Performance / Execution				1.60	5.25	5.25	5.25	5.00	5.00	5.50	5.75	-	-		5.25
Choreography / Composition				1.60	5.50	5.00	5.75	5.50	5.00	5.25	6.25	-	-		5.40
Interpretation				1.60	5.00	5.25	5.50	5.25	5.25	5.50	5.75	-	-		5.35
Judges Total Program Component Score (factored)														42.56	
Deductions:				Falls: -1.00										-1.00	

Rank	Name	NOC	Starting Number	Total Segment Score	Total Element Score	Program Component Score (factored)	Total Deductions								
4	Hanna PAROSHINA	BLR	18	79.86	38.10	41.76	0.00								
#	Executed Elements	Info	Base Value	GOE	J1	J2	J3	J4	J5	J6	J7	J8	J9	Scores of Panel	
1	3Lo		5.10	0.00	0	0	0	0	0	-1	0	-	-	5.10	
2	3S		4.40	0.14	0	1	1	0	0	-1	0	-	-	4.54	
3	3S+2T		5.70	-0.70	-1	-1	-1	-2	-1	-1	-1	-	-	5.00	
4	2F+2T	!	3.20	-0.18	-1	0	0	-1	0	-1	-1	-	-	3.02	
5	2F+1Lo+2S	!	3.70	-0.24	-1	0	-1	-1	0	-1	-1	-	-	3.46	
6	CCoSp4		3.50	0.00	-1	0	0	0	0	0	0	-	-	3.50	
7	StSq2		2.60	0.00	0	0	0	0	1	0	0	-	-	2.60	
8	2A		3.63 x	0.30	0	1	1	1	0	0	1	-	-	3.93	
9	2A		3.63 x	-0.40	-1	-1	0	-1	0	-1	-1	-	-	3.23	
10	FSSp2		2.30	-0.30	0	-1	-1	-1	-2	-1	-1	-	-	2.00	
11	LSp2		1.90	-0.18	0	0	0	-1	-1	-1	-1	-	-	1.72	
39.66														38.10	
Program Components				Factor											
Skating Skills				1.60	4.50	5.25	5.50	5.25	5.50	5.50	6.25	-	-		5.40
Transitions / Linking Footwork / Movement				1.60	4.00	4.75	5.25	5.00	5.00	5.00	5.75	-	-		5.00
Performance / Execution				1.60	4.00	5.25	5.25	5.25	5.25	5.25	5.75	-	-		5.25
Choreography / Composition				1.60	4.25	5.00	5.50	5.50	5.25	5.25	6.25	-	-		5.30
Interpretation				1.60	4.00	4.75	5.25	5.50	5.00	5.25	5.75	-	-		5.15
Judges Total Program Component Score (factored)														41.76	
Deductions:														0.00	



Judges Details per Skater

Rank	Name	NOC	Starting Number	Total Segment Score	Total Element Score	Program Component Score (factored)	Total Deductions							
5	Kristina SHKULETA-GROMOVA	EST	19	79.76	38.60	42.16	-1.00							
#	Executed Elements	Info	Base Value	GOE	J1	J2	J3	J4	J5	J6	J7	J8	J9	Scores of Panel
1	3T		4.30	-1.96	-3	-3	-3	-2	-2	-3	-3	-	-	2.34
2	3F<	<	3.70	-2.10	-3	-3	-3	-3	-3	-3	-3	-	-	1.60
3	2A		3.30	0.00	0	0	0	1	0	0	0	-	-	3.30
4	3T+2T		5.60	0.00	0	0	0	1	0	0	0	-	-	5.60
5	LSp4		2.70	0.80	2	2	1	2	1	2	-1	-	-	3.50
6	StSq2		2.60	0.40	1	0	1	1	1	1	0	-	-	3.00
7	3S<+2T	<	4.84 x	-0.70	-1	-2	-1	-1	-1	-1	-1	-	-	4.14
8	3S		4.84 x	0.00	0	0	-1	0	0	0	0	-	-	4.84
9	2Lz+1Lo+1S	!	3.30 x	-0.42	-1	-2	-1	-2	-1	-2	-1	-	-	2.88
10	FCCoSp4		3.50	0.00	-2	0	0	1	0	0	0	-	-	3.50
11	CCoSp4		3.50	0.40	0	0	1	1	1	1	1	-	-	3.90
42.18														38.60
Program Components				Factor										
Skating Skills				1.60	5.25	5.25	5.75	5.50	5.25	5.25	6.00	-	-	5.40
Transitions / Linking Footwork / Movement				1.60	5.00	4.50	5.25	5.25	5.00	5.00	5.75	-	-	5.10
Performance / Execution				1.60	5.00	5.25	5.50	5.50	5.25	5.25	5.50	-	-	5.35
Choreography / Composition				1.60	5.00	5.00	5.75	5.75	5.00	5.00	6.25	-	-	5.30
Interpretation				1.60	4.75	4.75	5.50	5.50	5.00	5.25	5.75	-	-	5.20
Judges Total Program Component Score (factored)														42.16
Deductions:				Falls:	-1.00									-1.00

Rank	Name	NOC	Starting Number	Total Segment Score	Total Element Score	Program Component Score (factored)	Total Deductions							
6	Anna LITVINENKO	GBR	13	78.64	39.28	39.36	0.00							
#	Executed Elements	Info	Base Value	GOE	J1	J2	J3	J4	J5	J6	J7	J8	J9	Scores of Panel
1	3T		4.30	0.00	0	0	1	0	0	0	0	-	-	4.30
2	3Lo<+2T	<	4.90	-1.12	-1	-2	-2	-2	-2	-1	-1	-	-	3.78
3	3S<	<	3.10	-0.84	-1	-2	-1	-2	-1	-1	-1	-	-	2.26
4	3Lo<	<	3.60	-0.70	-1	-1	-1	-2	-1	-1	-1	-	-	2.90
5	FSSp4		3.00	-0.06	-1	0	0	0	0	-1	0	-	-	2.94
6	3T+2T+2Lo		7.40	0.00	0	0	0	0	0	0	1	-	-	7.40
7	LSp4		2.70	0.50	1	1	1	1	1	1	1	-	-	3.20
8	2A<	<	2.53 x	-0.50	-1	-2	-1	-1	-1	-1	-1	-	-	2.03
9	StSq2		2.60	0.10	1	0	0	0	1	0	0	-	-	2.70
10	2F+2Lo		4.07 x	0.00	0	0	0	0	0	0	0	-	-	4.07
11	CCoSp4		3.50	0.20	0	1	0	1	1	0	0	-	-	3.70
41.70														39.28
Program Components				Factor										
Skating Skills				1.60	4.75	4.75	5.25	4.75	5.25	5.00	5.50	-	-	5.00
Transitions / Linking Footwork / Movement				1.60	4.50	4.25	4.75	4.50	4.75	5.00	5.25	-	-	4.70
Performance / Execution				1.60	4.50	4.75	5.00	4.75	5.00	5.25	5.50	-	-	4.95
Choreography / Composition				1.60	4.75	4.50	5.00	5.00	5.00	5.00	5.50	-	-	4.95
Interpretation				1.60	4.50	4.50	5.00	5.00	5.25	5.25	5.25	-	-	5.00
Judges Total Program Component Score (factored)														39.36
Deductions:														0.00



Judges Details per Skater

Rank	Name	NOC	Starting Number	Total Segment Score	Total Element Score	Program Component Score (factored)	Total Deductions							
7	Anastasia GOZHVA	UKR	20	77.40	32.80	45.60	-1.00							
#	Executed Elements	Info	Base Value	GOE	J1	J2	J3	J4	J5	J6	J7	J8	J9	Scores of Panel
1	2A		3.30	-0.50	-2	-1	-1	-1	-1	-1	-1	-	-	2.80
2	3Lz	!	6.00	-0.56	-1	0	-1	-1	0	-1	-1	-	-	5.44
3	3F<	<	3.70	-2.10	-3	-3	-3	-3	-3	-3	-3	-	-	1.60
4	2Lo		1.80	-0.42	-2	-2	-1	-1	-2	-1	-1	-	-	1.38
5	FCSp4		3.20	0.50	1	1	1	1	1	1	1	-	-	3.70
6	2Lo+1T		2.42 x	-0.36	-2	-2	-1	-1	-1	-1	-1	-	-	2.06
7	3S<	<	3.41 x	-0.98	-2	-2	-2	-1	-1	-1	-1	-	-	2.43
8	LSp4		2.70	0.80	2	1	2	2	2	1	1	-	-	3.50
9	2F		2.09 x	0.00	0	0	0	-1	0	0	0	-	-	2.09
10	StSq3		3.30	0.50	1	1	1	1	1	1	1	-	-	3.80
11	CCoSp4		3.50	0.50	1	0	1	1	1	1	2	-	-	4.00
35.42														32.80
Program Components				Factor										
Skating Skills				1.60	5.00	6.00	6.00	5.75	5.50	5.75	6.50	-	-	5.80
Transitions / Linking Footwork / Movement				1.60	5.00	5.75	5.75	5.50	5.50	5.50	6.25	-	-	5.60
Performance / Execution				1.60	5.00	6.25	5.50	5.75	5.25	5.25	6.00	-	-	5.55
Choreography / Composition				1.60	5.25	6.00	6.00	6.25	5.50	5.50	6.50	-	-	5.85
Interpretation				1.60	5.00	6.25	5.50	6.00	5.25	5.50	6.25	-	-	5.70
Judges Total Program Component Score (factored)														45.60
Deductions:				Falls: -1.00										-1.00

Rank	Name	NOC	Starting Number	Total Segment Score	Total Element Score	Program Component Score (factored)	Total Deductions							
8	Silvia HUGEC	SVK	16	74.90	34.94	40.96	-1.00							
#	Executed Elements	Info	Base Value	GOE	J1	J2	J3	J4	J5	J6	J7	J8	J9	Scores of Panel
1	3Lo		5.10	0.14	0	1	0	1	0	0	0	-	-	5.24
2	3S		4.40	-1.40	-2	-2	-2	-2	-2	-2	-2	-	-	3.00
3	SSp4		2.50	0.50	1	1	1	1	1	2	1	-	-	3.00
4	2Lo+2T		3.10	0.00	0	0	0	0	0	0	0	-	-	3.10
5	3S<+REP	<	2.17	-2.10	-3	-3	-3	-3	-3	-3	-3	-	-	0.07
6	StSq2		2.60	0.20	1	0	0	0	1	1	0	-	-	2.80
7	2A		3.63 x	0.00	0	0	0	0	0	0	0	-	-	3.63
8	2A+1Lo+2F		6.27 x	0.00	0	-1	0	0	0	0	0	-	-	6.27
9	2Lz	!	2.31 x	-0.30	-1	-2	-1	-1	0	-1	-1	-	-	2.01
10	FCSp2		2.30	-0.18	0	-1	-2	-1	-1	0	1	-	-	2.12
11	CCoSp4		3.50	0.20	1	0	0	0	0	1	1	-	-	3.70
37.88														34.94
Program Components				Factor										
Skating Skills				1.60	4.25	5.00	5.25	5.00	5.25	5.50	6.25	-	-	5.20
Transitions / Linking Footwork / Movement				1.60	4.50	4.50	5.00	4.75	5.00	5.25	5.75	-	-	4.90
Performance / Execution				1.60	5.00	5.00	5.00	5.25	5.25	5.25	6.00	-	-	5.15
Choreography / Composition				1.60	5.25	4.75	5.50	5.25	5.25	5.25	6.00	-	-	5.30
Interpretation				1.60	5.00	4.75	5.00	4.75	5.25	5.25	5.75	-	-	5.05
Judges Total Program Component Score (factored)														40.96
Deductions:				Falls: -1.00										-1.00



Judges Details per Skater

Rank	Name	NOC	Starting Number	Total Segment Score	Total Element Score	Program Component Score (factored)	Total Deductions							
9	Amanda STAN	ROU	14	74.55	33.79	41.76	-1.00							
#	Executed Elements	Info	Base Value	GOE	J1	J2	J3	J4	J5	J6	J7	J8	J9	Scores of Panel
1	3Lz+2T		7.30	-0.14	0	0	0	-1	-1	0	0	-	-	7.16
2	3Lo		5.10	0.00	0	1	0	0	0	0	0	-	-	5.10
3	3T<+2T	<	4.30	-1.12	-2	-3	-1	-2	-1	-2	-1	-	-	3.18
4	FSSp3		2.60	0.50	1	1	1	1	1	1	0	-	-	3.10
5	2A		3.30	0.00	0	0	0	0	0	0	0	-	-	3.30
6	CCoSp4		3.50	0.10	-1	0	0	1	0	1	0	-	-	3.60
7	3S<<+SEQ+1Lo*+2S*	*	1.14 x	-0.56	-3	-3	-2	-3	-3	-3	-2	-	-	0.58
8	3T<	<	3.30 x	-2.10	-3	-3	-3	-3	-3	-3	-3	-	-	1.20
9	LSp3		2.40	0.40	0	1	1	1	1	1	0	-	-	2.80
10	StSq2		2.60	0.30	1	0	1	0	1	1	0	-	-	2.90
11	3S<<	<<	1.43 x	-0.56	-2	-3	-3	-3	-3	-3	-2	-	-	0.87
36.97														
Program Components														
Factor														
Skating Skills														
Transitions / Linking Footwork / Movement														
Performance / Execution														
Choreography / Composition														
Interpretation														
Judges Total Program Component Score (factored)														
41.76														
Deductions:														
Falls: -1.00														

Rank	Name	NOC	Starting Number	Total Segment Score	Total Element Score	Program Component Score (factored)	Total Deductions							
10	Laura KARHUNEN	FIN	9	69.24	31.56	37.68	0.00							
#	Executed Elements	Info	Base Value	GOE	J1	J2	J3	J4	J5	J6	J7	J8	J9	Scores of Panel
1	3F		5.30	0.00	0	0	0	1	0	0	0	-	-	5.30
2	3T+2A+SEQ		6.08	-0.70	-2	-1	-1	-1	-1	-1	-1	-	-	5.38
3	FSSp2		2.30	0.20	1	1	0	1	0	0	0	-	-	2.50
4	3Lo		5.10	-1.26	-2	-2	-2	-2	-2	-1	-1	-	-	3.84
5	3S<<	<<	1.30	-0.60	-3	-3	-3	-3	-3	-3	-3	-	-	0.70
6	CCoSp4		3.50	0.30	-1	1	1	1	0	1	0	-	-	3.80
7	3T+2T		6.16 x	-0.70	0	-2	-1	-1	-1	-1	-1	-	-	5.46
8	LSp3		2.40	-0.06	1	-1	0	0	-1	0	0	-	-	2.34
9	StSq1		1.80	0.00	0	0	0	1	0	0	0	-	-	1.80
10	1S		0.44 x	0.00	0	0	0	0	0	0	0	-	-	0.44
11	1A<<	<<	0.00 x	0.00	-	-	-	-	-	-	-	-	-	0.00
34.38														
Program Components														
Factor														
Skating Skills														
Transitions / Linking Footwork / Movement														
Performance / Execution														
Choreography / Composition														
Interpretation														
Judges Total Program Component Score (factored)														
37.68														
Deductions:														
0.00														



Judges Details per Skater

Rank	Name	NOC	Starting Number	Total Segment Score	Total Element Score	Program Component Score (factored)	Total Deductions								
11	Presiyana DIMITROVA	BUL	6	62.20	30.76	35.44	-4.00								
#	Executed Elements	Info	Base Value	GOE	J1	J2	J3	J4	J5	J6	J7	J8	J9	Scores of Panel	
1	2A		3.30	0.00	0	1	0	0	0	0	0	-	-	3.30	
2	3S+2T<	<	5.30	-1.40	-2	-2	-2	-3	-2	-2	-1	-	-	3.90	
3	CCoSp4		3.50	-0.06	-1	-1	0	0	0	0	0	-	-	3.44	
4	3S		4.40	-2.10	-3	-3	-3	-3	-3	-3	-3	-	-	2.30	
5	StSq2		2.60	0.10	1	0	1	0	0	0	0	-	-	2.70	
6	1A<<	<<	0.00	0.00	-	-	-	-	-	-	-	-	-	0.00	
7	2Lz+2T	!	3.74	-0.90	-3	-3	-3	-3	-3	-3	-3	-	-	2.84	
8	2F+2Lo		4.07	-0.06	0	0	0	-1	0	-1	0	-	-	4.01	
9	FCCoSp4		3.50	-0.12	-1	-1	0	-2	0	0	0	-	-	3.38	
10	2Lz	!	2.31	-0.12	-1	0	0	-1	0	-1	0	-	-	2.19	
11	LSp3		2.40	0.30	-1	1	1	0	0	1	1	-	-	2.70	
35.12														30.76	
Program Components				Factor											
Skating Skills				1.60	4.50	4.50	4.75	4.25	4.75	4.50	4.50	-	-		4.55
Transitions / Linking Footwork / Movement				1.60	4.25	4.25	4.75	4.00	4.50	4.25	4.00	-	-		4.25
Performance / Execution				1.60	4.25	4.50	4.25	4.25	4.75	4.25	4.00	-	-		4.30
Choreography / Composition				1.60	4.50	4.50	4.75	4.50	4.75	4.25	4.50	-	-		4.55
Interpretation				1.60	4.25	4.25	4.75	4.75	4.75	4.50	4.25	-	-		4.50
Judges Total Program Component Score (factored)														35.44	
Deductions:				Time violation: -2.00										Falls: -2.00	-4.00

Rank	Name	NOC	Starting Number	Total Segment Score	Total Element Score	Program Component Score (factored)	Total Deductions								
12	Anna IVANCENKO	MDA	8	61.62	25.62	36.00	0.00								
#	Executed Elements	Info	Base Value	GOE	J1	J2	J3	J4	J5	J6	J7	J8	J9	Scores of Panel	
1	2A+2T		4.60	-0.50	-1	-2	-1	-1	-1	0	-1	-	-	4.10	
2	3Lo<	<	3.60	-1.12	-1	-2	-1	-2	-1	-2	-2	-	-	2.48	
3	2F+2Lo		3.70	-0.60	-2	-2	-2	-3	-2	-2	-2	-	-	3.10	
4	2A		3.30	-1.00	-2	-3	-2	-2	-2	-2	-2	-	-	2.30	
5	FCCoSp3		3.00	-0.24	0	-1	-2	-1	-1	0	-1	-	-	2.76	
6	2Lze+1Lo+2S	e	3.30	-0.54	-2	-1	-1	-2	-2	-2	-2	-	-	2.76	
7	LSp		0.00	0.00	-	-	-	-	-	-	-	-	-	0.00	
8	2Lze	e	1.65	-0.60	-2	-2	-2	-2	-2	-2	-2	-	-	1.05	
9	StSq2		2.60	0.00	0	0	0	0	0	0	0	-	-	2.60	
10	2F		2.09	0.00	0	0	0	0	0	0	0	-	-	2.09	
11	CCoSp2		2.50	-0.12	0	-1	-1	0	0	-1	1	-	-	2.38	
30.34														25.62	
Program Components				Factor											
Skating Skills				1.60	4.75	4.50	4.75	4.50	4.75	4.75	4.75	-	-		4.70
Transitions / Linking Footwork / Movement				1.60	4.50	4.25	4.25	4.25	4.25	4.50	4.50	-	-		4.35
Performance / Execution				1.60	4.50	4.50	4.25	4.50	4.50	4.25	4.75	-	-		4.45
Choreography / Composition				1.60	4.50	4.50	4.50	4.75	4.50	4.25	5.00	-	-		4.55
Interpretation				1.60	4.50	4.50	4.25	4.75	4.25	4.50	4.50	-	-		4.45
Judges Total Program Component Score (factored)														36.00	
Deductions:														0.00	



Judges Details per Skater

Rank	Name	NOC	Starting Number	Total Segment Score	Total Element Score	Program Component Score (factored)	Total Deductions								
13	Lara GUCEK	SLO	2	61.14	28.90	32.24	0.00								
#	Executed Elements	Info	Base Value	GOE	J1	J2	J3	J4	J5	J6	J7	J8	J9	Scores of Panel	
1	3Lo<<	<<	1.80	-0.90	-3	-3	-3	-3	-3	-3	-3	-	-	0.90	
2	3F<<	<<	1.90	-0.90	-3	-3	-3	-3	-3	-3	-3	-	-	1.00	
3	2Lz+2T+2Lo		5.20	0.00	-1	-1	0	0	1	1	0	-	-	5.20	
4	1A		1.10	0.00	0	0	0	0	0	0	1	-	-	1.10	
5	StSq2		2.60	0.00	0	0	0	0	0	1	0	-	-	2.60	
6	FCCoSp3		3.00	-0.30	-1	-1	-1	-1	-1	0	-1	-	-	2.70	
7	2F+2T		3.52	x 0.00	0	0	0	0	0	0	0	-	-	3.52	
8	2Lz+2Lo		4.29	x 0.12	1	1	0	0	0	1	0	-	-	4.41	
9	2F		2.09	x 0.00	0	0	-1	0	0	0	0	-	-	2.09	
10	CCoSp4		3.50	-0.12	-2	-1	0	0	0	0	-1	-	-	3.38	
11	FCSp2		2.30	-0.30	-1	-1	-1	0	-1	-1	-1	-	-	2.00	
31.30														28.90	
Program Components				Factor											
Skating Skills				1.60	4.00	4.25	4.25	4.00	3.75	4.50	3.75	-	-		4.05
Transitions / Linking Footwork / Movement				1.60	4.25	3.75	4.25	3.75	3.50	4.00	3.25	-	-		3.85
Performance / Execution				1.60	4.00	4.25	4.00	4.50	3.75	4.25	3.50	-	-		4.05
Choreography / Composition				1.60	4.25	4.00	4.50	4.25	3.50	4.25	4.00	-	-		4.15
Interpretation				1.60	4.00	4.25	4.50	3.75	3.75	4.50	3.50	-	-		4.05
Judges Total Program Component Score (factored)														32.24	
Deductions:														0.00	

Rank	Name	NOC	Starting Number	Total Segment Score	Total Element Score	Program Component Score (factored)	Total Deductions								
14	Valerija KEDA	LTU	7	59.89	27.69	33.20	-1.00								
#	Executed Elements	Info	Base Value	GOE	J1	J2	J3	J4	J5	J6	J7	J8	J9	Scores of Panel	
1	2A		3.30	0.00	0	0	0	0	0	0	0	-	-	3.30	
2	2A+2T		4.60	0.00	0	-1	0	0	0	0	0	-	-	4.60	
3	CCoSp4		3.50	0.00	0	-1	0	0	0	0	0	-	-	3.50	
4	2F+1Lo<+2S	<	3.60	-0.30	-1	0	-1	-1	-1	-1	-1	-	-	3.30	
5	2S+2T		2.60	0.00	0	0	0	0	0	0	0	-	-	2.60	
6	FCSp2		2.30	0.00	0	0	0	0	0	0	0	-	-	2.30	
7	2F		2.09	x -0.90	-3	-3	-3	-3	-3	-3	-3	-	-	1.19	
8	2Lo		1.98	x -0.30	-1	-2	-1	-1	-1	-1	-1	-	-	1.68	
9	StSq1		1.80	-0.06	-1	-1	0	0	0	0	0	-	-	1.74	
10	2Lo		1.98	x 0.00	0	0	0	0	0	0	0	-	-	1.98	
11	LSp1		1.50	0.00	0	0	0	0	-1	0	0	-	-	1.50	
29.25														27.69	
Program Components				Factor											
Skating Skills				1.60	4.00	4.00	4.50	4.50	4.50	4.00	4.50	-	-		4.30
Transitions / Linking Footwork / Movement				1.60	3.75	3.50	4.25	4.25	4.00	3.75	4.00	-	-		3.95
Performance / Execution				1.60	4.00	4.00	4.25	4.25	4.25	4.00	4.50	-	-		4.15
Choreography / Composition				1.60	4.00	4.00	4.50	4.50	4.50	3.75	4.75	-	-		4.30
Interpretation				1.60	3.75	3.75	4.25	4.00	4.25	4.00	4.25	-	-		4.05
Judges Total Program Component Score (factored)														33.20	
Deductions:				Falls: -1.00										-1.00	



Judges Details per Skater

Rank	Name	NOC	Starting Number	Total Segment Score	Total Element Score	Program Component Score (factored)	Total Deductions							
15	Katarina KITAROVIC	CRO	11	57.87	22.43	35.44	0.00							
#	Executed Elements	Info	Base Value	GOE	J1	J2	J3	J4	J5	J6	J7	J8	J9	Scores of Panel
1	2A		3.30	-1.40	-3	-3	-3	-3	-2	-3	-2	-	-	1.90
2	2Lo		1.80	0.00	0	0	0	0	0	0	0	-	-	1.80
3	2Lz		2.10	0.00	0	0	0	0	0	0	0	-	-	2.10
4	2F	!	1.90	-0.66	-2	-2	-1	-3	-2	-3	-2	-	-	1.24
5	CCoSp4		3.50	-0.06	0	-1	0	0	0	0	-1	-	-	3.44
6	2A+SEQ+1S*	*	2.90 x	-1.10	-3	-3	-2	-2	-2	-2	-2	-	-	1.80
7	2F		2.09 x	-0.30	-1	-1	-1	-1	-1	-1	-2	-	-	1.79
8	2Lz+2T		3.74 x	-0.06	-1	-1	0	0	0	0	0	-	-	3.68
9	CSp		0.00	0.00	-	-	-	-	-	-	-	-	-	0.00
10	StSq1		1.80	0.00	0	0	0	0	0	0	0	-	-	1.80
11	FCSSp4		3.00	-0.12	0	-1	0	-1	0	0	-1	-	-	2.88
26.13														
Program Components														
Factor														
Skating Skills				1.60	4.00	4.25	4.75	4.25	4.75	4.75	4.75	-	-	4.55
Transitions / Linking Footwork / Movement				1.60	3.75	3.75	4.25	4.25	4.25	4.50	4.25	-	-	4.15
Performance / Execution				1.60	4.00	4.25	4.25	4.50	4.50	4.50	4.75	-	-	4.40
Choreography / Composition				1.60	4.00	4.25	4.50	4.75	4.50	4.50	5.00	-	-	4.50
Interpretation				1.60	4.00	4.25	4.50	4.75	4.75	4.50	4.75	-	-	4.55
Judges Total Program Component Score (factored)														
35.44														
Deductions:														
0.00														

Rank	Name	NOC	Starting Number	Total Segment Score	Total Element Score	Program Component Score (factored)	Total Deductions							
16	Ekin SAYGI	TUR	10	53.07	20.39	35.68	-3.00							
#	Executed Elements	Info	Base Value	GOE	J1	J2	J3	J4	J5	J6	J7	J8	J9	Scores of Panel
1	2A<	<	2.30	-1.50	-3	-3	-3	-3	-3	-3	-3	-	-	0.80
2	3Lo<<	<<	1.80	-0.90	-3	-3	-3	-3	-3	-3	-3	-	-	0.90
3	3Lo<+REP	<	2.52	-1.68	-2	-3	-2	-3	-2	-3	-2	-	-	0.84
4	2Lz		2.10	-0.60	-2	-2	-1	-2	-2	-2	-2	-	-	1.50
5	FCCoSp3V		2.50	0.10	-1	1	0	1	0	0	0	-	-	2.60
6	2F+2T		3.20	0.00	0	0	0	-1	0	0	0	-	-	3.20
7	LSp3		2.40	-0.48	-2	-2	-1	-2	-2	-1	-1	-	-	1.92
8	2Lz+2Lo+2Lo<<	<<	4.84 x	-0.90	-3	-3	-3	-3	-3	-3	-3	-	-	3.94
9	2F		2.09 x	0.00	0	0	0	0	0	0	0	-	-	2.09
10	StSq2		2.60	0.00	0	0	0	1	0	0	0	-	-	2.60
11	CCoSp		0.00	0.00	-	-	-	-	-	-	-	-	-	0.00
26.35														
Program Components														
Factor														
Skating Skills				1.60	4.25	4.75	4.75	4.50	4.75	4.75	4.50	-	-	4.65
Transitions / Linking Footwork / Movement				1.60	4.25	4.00	4.50	4.00	4.25	4.50	4.25	-	-	4.25
Performance / Execution				1.60	4.25	4.50	4.00	4.25	4.25	4.50	4.50	-	-	4.35
Choreography / Composition				1.60	4.00	4.50	4.50	4.50	4.25	4.50	5.00	-	-	4.45
Interpretation				1.60	4.25	4.50	4.75	4.75	4.50	4.75	4.50	-	-	4.60
Judges Total Program Component Score (factored)														
35.68														
Deductions:														
Falls: -3.00														



Judges Details per Skater

Rank	Name	NOC	Starting Number	Total Segment Score	Total Element Score	Program Component Score (factored)	Total Deductions							
17	Josephine KAERSGAARD	DEN	3	51.68	20.72	32.96	-2.00							
#	Executed Elements	Info	Base Value	GOE	J1	J2	J3	J4	J5	J6	J7	J8	J9	Scores of Panel
1	2A		3.30	-1.00	-2	-2	-2	-2	-2	-2	-2	-	-	2.30
2	3S		4.40	-1.82	-3	-2	-2	-3	-2	-3	-3	-	-	2.58
3	1T		0.40	-0.04	-1	-1	0	0	0	-1	0	-	-	0.36
4	FCSp2		2.30	0.10	0	1	0	-1	0	1	0	-	-	2.40
5	3S+REP		3.08	-2.10	-3	-3	-3	-3	-3	-3	-3	-	-	0.98
6	2Lz+2Lo<	<	3.74 x	-0.66	-2	-3	-2	-3	-2	-2	-1	-	-	3.08
7	StSq1		1.80	0.00	0	0	0	0	-1	0	0	-	-	1.80
8	2A<	<	2.53 x	-1.50	-3	-3	-3	-3	-3	-3	-3	-	-	1.03
9	2Lz		2.31 x	0.18	1	1	-1	1	0	1	0	-	-	2.49
10	LSp1		1.50	-0.06	0	-1	0	0	-1	0	0	-	-	1.44
11	CCoSp2		2.50	-0.24	-1	-1	-1	0	-1	0	-1	-	-	2.26
27.86														20.72
Program Components				Factor										
Skating Skills				1.60	4.25	4.50	4.25	4.25	4.25	4.75	3.50	-	-	4.30
Transitions / Linking Footwork / Movement				1.60	4.25	4.00	4.00	3.75	3.75	4.50	3.00	-	-	3.95
Performance / Execution				1.60	4.25	4.50	4.00	3.75	4.25	4.25	3.75	-	-	4.10
Choreography / Composition				1.60	4.50	4.25	4.00	4.50	4.00	4.25	4.00	-	-	4.20
Interpretation				1.60	4.00	4.50	4.00	4.00	4.00	4.25	3.75	-	-	4.05
Judges Total Program Component Score (factored)														32.96
Deductions:				Falls: -2.00										-2.00

Rank	Name	NOC	Starting Number	Total Segment Score	Total Element Score	Program Component Score (factored)	Total Deductions							
18	Herdis Birna HJALTALIN	ISL	1	50.06	22.78	27.28	0.00							
#	Executed Elements	Info	Base Value	GOE	J1	J2	J3	J4	J5	J6	J7	J8	J9	Scores of Panel
1	1A		1.10	0.00	0	0	0	0	0	0	0	-	-	1.10
2	2Lz+2T		3.40	-0.06	0	0	0	0	-1	0	-1	-	-	3.34
3	2Lo+1T		2.20	0.00	0	0	0	0	0	0	0	-	-	2.20
4	FCCoSp3V		2.50	-0.30	-1	-1	-1	-1	-2	-1	-1	-	-	2.20
5	StSq1		1.80	0.00	-1	0	0	0	0	0	0	-	-	1.80
6	2F+1Lo+2S		4.07 x	-0.60	-2	-2	-3	-2	-2	-2	-2	-	-	3.47
7	2F		2.09 x	0.00	0	0	0	1	0	0	0	-	-	2.09
8	FSSp2		2.30	-0.30	-1	-1	-1	-1	-2	0	-1	-	-	2.00
9	1Lo		0.55 x	0.00	0	0	0	0	0	0	0	-	-	0.55
10	2S		1.43 x	-0.40	-2	-2	-2	-2	-2	-2	-2	-	-	1.03
11	CCoSp3		3.00	0.00	0	0	0	-1	0	0	0	-	-	3.00
24.44														22.78
Program Components				Factor										
Skating Skills				1.60	3.00	3.75	3.75	3.50	3.50	4.00	3.00	-	-	3.50
Transitions / Linking Footwork / Movement				1.60	3.00	3.50	3.50	3.75	2.75	3.75	2.50	-	-	3.30
Performance / Execution				1.60	3.00	3.75	3.75	4.50	3.00	3.50	3.00	-	-	3.40
Choreography / Composition				1.60	3.50	3.50	3.75	4.25	3.00	3.50	3.25	-	-	3.50
Interpretation				1.60	3.00	3.50	3.50	4.00	2.75	3.75	3.00	-	-	3.35
Judges Total Program Component Score (factored)														27.28
Deductions:														0.00



Judges Details per Skater

Rank	Name	NOC	Starting Number	Total Segment Score	Total Element Score	Program Component Score (factored)	Total Deductions								
19	Sam JANSEN	NED	12	49.72	18.64	34.08	-3.00								
#	Executed Elements	Info	Base Value	GOE	J1	J2	J3	J4	J5	J6	J7	J8	J9	Scores of Panel	
1	3T		4.30	-2.10	-3	-3	-3	-3	-3	-3	-3	-	-	2.20	
2	2A		3.30	-1.50	-3	-3	-3	-3	-3	-3	-3	-	-	1.80	
3	2S<<	<<	0.40	-0.30	-3	-3	-3	-3	-3	-3	-3	-	-	0.10	
4	CCoSp3		3.00	-0.30	-2	-1	0	-2	0	-1	-1	-	-	2.70	
5	StSq2		2.60	0.40	1	1	1	1	1	0	0	-	-	3.00	
6	2A<	<	2.53 x	-1.50	-3	-3	-3	-3	-3	-3	-3	-	-	1.03	
7	3S<	<	3.41 x	-0.84	-1	-1	-1	-2	-1	-2	-1	-	-	2.57	
8	2Lze+1Lo<<+SEQ+2F*	e	1.32 x	-0.84	-2	-3	-3	-3	-3	-3	-2	-	-	0.48	
9	2F+2T		3.52 x	-0.60	-2	-2	-3	-2	-2	-2	-2	-	-	2.92	
10	FCSpB		1.60	-0.54	-2	-2	-2	-2	-2	-1	-1	-	-	1.06	
11	LSpB		1.20	-0.42	-1	-1	-1	-3	-2	-2	-1	-	-	0.78	
27.18														18.64	
Program Components				Factor											
Skating Skills				1.60	4.25	4.50	5.00	4.25	4.75	4.75	4.50	-	-	4.55	
Transitions / Linking Footwork / Movement				1.60	4.00	4.25	4.00	4.00	4.25	4.50	4.00	-	-	4.10	
Performance / Execution				1.60	3.75	4.50	4.00	3.75	4.25	4.25	3.50	-	-	4.00	
Choreography / Composition				1.60	4.25	4.25	4.50	4.50	4.50	4.75	-	-	4.45		
Interpretation				1.60	3.75	4.25	4.50	4.00	4.25	4.25	-	-	4.20		
Judges Total Program Component Score (factored)														34.08	
Deductions:				Falls:	-3.00										-3.00

Rank	Name	NOC	Starting Number	Total Segment Score	Total Element Score	Program Component Score (factored)	Total Deductions							
20	Elisavet VOULGARI	GRE	5	46.73	15.45	31.28	0.00							
#	Executed Elements	Info	Base Value	GOE	J1	J2	J3	J4	J5	J6	J7	J8	J9	Scores of Panel
1	2F		1.90	0.00	0	1	0	0	0	0	0	-	-	1.90
2	2Lo		1.80	0.00	0	0	0	0	0	0	0	-	-	1.80
3	2F+1T		2.30	-0.36	-2	-2	-1	-1	-1	-1	-1	-	-	1.94
4	1A+1T		1.50	0.00	0	0	0	0	0	0	0	-	-	1.50
5	CoSp		0.00	0.00	-	-	-	-	-	-	-	-	-	0.00
6	2S+1T		1.87 x	-0.28	-2	-2	-1	-1	-2	-1	-1	-	-	1.59
7	2Lz<	<	1.65 x	-0.90	-3	-3	-3	-3	-3	-3	-3	-	-	0.75
8	FCSpB		1.60	-0.42	-2	-2	-1	-1	-1	-2	-1	-	-	1.18
9	2S		1.43 x	-0.12	-1	-1	0	-1	0	-1	0	-	-	1.31
10	StSqB		1.50	-0.12	0	-1	0	-1	-1	0	0	-	-	1.38
11	SSp3		2.10	0.00	0	-1	0	0	0	0	0	-	-	2.10
17.65														15.45
Program Components				Factor										
Skating Skills				1.60	3.50	4.00	4.00	4.00	4.00	4.00	3.75	-	-	3.95
Transitions / Linking Footwork / Movement				1.60	3.75	3.75	4.00	4.25	3.75	3.75	3.50	-	-	3.80
Performance / Execution				1.60	3.50	4.00	3.75	4.50	4.00	4.00	3.75	-	-	3.90
Choreography / Composition				1.60	3.75	4.00	4.00	4.50	4.00	3.75	4.25	-	-	4.00
Interpretation				1.60	3.50	4.00	3.75	4.25	4.00	4.00	3.75	-	-	3.90
Judges Total Program Component Score (factored)														31.28
Deductions:														0.00



Judges Details per Skater

Rank	Name	NOC	Starting Number	Total Segment Score	Total Element Score	Program Component Score (factored)	Total Deductions							
21	Daniella Vanessa IPSARIDOU	CYP	4	34.30	13.70	21.60	-1.00							
#	Executed Elements	Info	Base Value	GOE	J1	J2	J3	J4	J5	J6	J7	J8	J9	Scores of Panel
1	2Lz<<+1T+1T	<<	1.40	-0.30	-3	-3	-2	-3	-3	-3	-3	-	-	1.10
2	2Lo<<	<<	0.50	-0.30	-3	-3	-3	-3	-3	-3	-3	-	-	0.20
3	2Lz<<	<<	0.60	-0.30	-3	-3	-3	-3	-3	-3	-3	-	-	0.30
4	FCSp2		2.30	-0.36	0	-1	-1	-2	-2	-1	-1	-	-	1.94
5	StSq1		1.80	-0.24	-1	-1	0	0	-1	-1	-1	-	-	1.56
6	2S<+1Lo<	<	1.43 x	-0.48	-2	-3	-2	-2	-3	-3	-2	-	-	0.95
7	2Fe<<	e	0.44 x	-0.30	-3	-3	-3	-3	-3	-3	-2	-	-	0.14
8	1A		1.21 x	-0.40	-2	-2	-2	-2	-2	-2	-2	-	-	0.81
9	CCoSp4		3.50	-0.18	-1	-1	-1	0	0	-1	0	-	-	3.32
10	2S<+1A+SEQ	<	1.76 x	-0.28	-2	-2	-1	-1	-1	-2	-1	-	-	1.48
11	LSp2		1.90	0.00	0	0	0	0	0	0	0	-	-	1.90
16.84														13.70
Program Components				Factor										
Skating Skills				1.60	2.50	3.00	3.50	2.50	3.00	3.25	2.75	-	-	2.90
Transitions / Linking Footwork / Movement				1.60	2.50	2.75	3.25	2.25	2.00	3.00	2.00	-	-	2.50
Performance / Execution				1.60	2.50	3.00	3.00	3.25	2.50	2.75	2.50	-	-	2.75
Choreography / Composition				1.60	2.50	3.00	3.25	3.00	2.50	2.75	2.50	-	-	2.75
Interpretation				1.60	2.50	2.75	3.25	2.75	2.25	2.75	2.00	-	-	2.60
Judges Total Program Component Score (factored)														21.60
Deductions:				Falls: -1.00										-1.00

LEGEND

GOE Grade of Execution x Credit for highlight distribution, base value multiplied by 1.1 e Wrong edge
* Invalid element
< Under-rotated jump



ISU Technical Panel and Panel of Judges

Technical Panel

Function	Name	
Technical Controller	Mr. Attila SOOS	HUN
Technical Specialist	Ms. Duygu SALUR	TUR
Assistant Technical Specialist	Ms. Larisa FEDOSEEVA	RUS

Panel of Judges

Function	Name	
Referee	Ms. Ebru ANILDI	TUR
Judge No.1	Mr. Walter TOIGO	ITA
Judge No.2	Ms. Marina STUPEN	BLR
Judge No.3	Ms. Zoia YORDANOVA	BUL
Judge No.4	Ms. Kadi ZVIRIK	EST
Judge No.5	Ms. Marilyn VEKEMANS	NED
Judge No.6	Ms. Svea LUND	DEN
Judge No.7	Mr. Yury BALKOV	UKR

Data / Replay Operators

Function	Name	
Data Operator	Mr. Dzianis SAROKIN	BLR
Replay Operator	Mr. Cenap Mengü TUNCAY	TUR




Segment Results

Rank	Name	NOC	Total Segment Score
1	Alina ZAGITOVA	RUS	58.30
2	Anastasia GOZHVA	UKR	49.78
3	Kristina SHKULETA-GROMOVA	EST	44.05
4	Lucrezia GENNARO	ITA	43.67
5	Silvia HUGEC	SVK	42.57
6	Hanna PAROSHINA	BLR	42.49
7	Amanda STAN	ROU	41.93
8	Alizee CROZET	FRA	40.33
9	Anna LITVINENKO	GBR	39.01
10	Sam JANSEN	NED	37.89
11	Katarina KITAROVIC	CRO	36.58
12	Presiyana DIMITROVA	BUL	35.66
13	Laura KARHUNEN	FIN	34.26
14	Anna IVANCENKO	MDA	33.38
15	Valerija KEDA	LTU	31.72
16	Ekin SAYGI	TUR	30.61
17	Lara GUCEK	SLO	30.32
18	Josephine KAERSGAARD	DEN	29.82
19	Herdís Birna HJALTALIN	ISL	27.89
20	Elisavet VOULGARI	GRE	24.66
21	Daniella Vanessa IPSARIDOU	CYP	20.71



Ms. Ebru ANILDI, ISU
Referee



Mr. Attila SOOS, ISU
Technical Controller



Judges Details per Skater

Rank	Name	NOC	Starting Number	Total Segment Score	Total Element Score	Program Score (factored)	Total Component Score (factored)	Total Deductions							
1	Alina ZAGITOVA	RUS	6	58.30	30.58		28.72	-1.00							
#	Executed Elements	Info	Base Value	GOE	J1	J2	J3	J4	J5	J6	J7	J8	J9	Scores of Panel	
1	FCSp4		3.20	1.00	2	2	2	2	2	2	2	-	-	4.20	
2	StSq4		3.90	1.40	2	2	2	3	2	2	2	-	-	5.30	
3	3Lz<+COMBO	<	4.62	x -2.10	-3	-3	-3	-3	-3	-3	-3	-	-	2.52	
4	3Lo		5.61	x 1.12	2	2	1	2	1	1	2	-	-	6.73	
5	2A		3.63	x 0.50	1	2	1	2	1	0	0	-	-	4.13	
6	LSp4		2.70	0.70	1	2	1	2	1	1	2	-	-	3.40	
7	CCoSp4		3.50	0.80	1	1	2	2	2	1	2	-	-	4.30	
27.16														30.58	
Program Components				Factor											
Skating Skills				0.80	7.00	7.50	7.50	7.50	7.00	7.00	7.25	-	-		7.25
Transitions / Linking Footwork / Movement				0.80	6.75	7.50	7.25	7.25	6.50	6.75	7.00	-	-		7.00
Performance / Execution				0.80	6.75	7.75	7.00	7.75	6.75	6.75	7.25	-	-		7.10
Choreography / Composition				0.80	7.00	7.50	7.50	7.50	7.00	7.00	7.75	-	-		7.30
Interpretation				0.80	6.75	7.75	7.25	7.75	6.75	7.00	7.50	-	-		7.25
Judges Total Program Component Score (factored)														28.72	
Deductions:				Falls:	-1.00										-1.00

Rank	Name	NOC	Starting Number	Total Segment Score	Total Element Score	Program Score (factored)	Total Component Score (factored)	Total Deductions							
2	Anastasia GOZHVA	UKR	1	49.78	27.82		22.96	-1.00							
#	Executed Elements	Info	Base Value	GOE	J1	J2	J3	J4	J5	J6	J7	J8	J9	Scores of Panel	
1	3Lz+2T	!	7.30	-0.42	-2	-2	0	0	0	0	-1	-	-	6.88	
2	3Lo		5.10	0.84	0	1	1	2	1	2	1	-	-	5.94	
3	CCoSp4		3.50	0.00	-1	0	0	1	0	0	0	-	-	3.50	
4	2A<	<	2.30	-1.50	-3	-3	-3	-3	-3	-3	-3	-	-	0.80	
5	FCSp4		3.20	0.40	1	1	1	1	0	1	0	-	-	3.60	
6	StSq3		3.30	0.50	0	1	1	2	1	1	1	-	-	3.80	
7	LSp4		2.70	0.60	1	1	2	3	2	0	0	-	-	3.30	
27.40														27.82	
Program Components				Factor											
Skating Skills				0.80	4.75	6.25	6.50	6.00	5.50	5.25	6.50	-	-		5.90
Transitions / Linking Footwork / Movement				0.80	4.75	5.75	6.00	5.50	5.00	5.00	6.50	-	-		5.45
Performance / Execution				0.80	4.75	6.25	6.25	5.75	5.25	5.25	6.25	-	-		5.75
Choreography / Composition				0.80	5.00	6.00	6.50	5.75	5.25	5.00	6.50	-	-		5.70
Interpretation				0.80	4.75	6.25	6.25	6.00	5.50	5.50	6.75	-	-		5.90
Judges Total Program Component Score (factored)														22.96	
Deductions:				Falls:	-1.00										-1.00



Judges Details per Skater

Rank	Name	NOC	Starting Number	Total Segment Score	Total Element Score	Program Component Score (factored)	Total Deductions								
3	Kristina SHKULETA-GROMOVA	EST	2	44.05	24.21	20.84	-1.00								
#	Executed Elements	Info	Base Value	GOE	J1	J2	J3	J4	J5	J6	J7	J8	J9	Scores of Panel	
1	3T+2T		5.60	0.56	0	1	1	1	1	1	0	-	-	6.16	
2	2Lo		1.80	-0.48	-2	-3	-1	-1	-2	-2	-1	-	-	1.32	
3	FCSp4		3.20	0.70	1	2	1	2	2	1	0	-	-	3.90	
4	CCoSp4		3.50	0.50	0	1	2	1	1	1	1	-	-	4.00	
5	2A		3.63 x	-1.50	-3	-3	-3	-3	-3	-3	-3	-	-	2.13	
6	LSp3		2.40	0.60	1	1	1	2	2	1	1	-	-	3.00	
7	StSq3		3.30	0.40	0	0	1	1	1	1	1	-	-	3.70	
23.43														24.21	
Program Components				Factor											
Skating Skills				0.80	4.50	5.25	5.50	5.50	5.00	5.00	5.50	-	-	5.25	
Transitions / Linking Footwork / Movement				0.80	4.75	5.00	5.25	5.25	4.50	5.00	5.25	-	-	5.05	
Performance / Execution				0.80	5.00	5.50	5.50	5.75	4.75	4.75	5.25	-	-	5.20	
Choreography / Composition				0.80	5.00	5.25	5.75	5.50	5.00	4.50	5.50	-	-	5.25	
Interpretation				0.80	4.75	5.50	5.50	5.75	5.00	4.75	5.75	-	-	5.30	
Judges Total Program Component Score (factored)														20.84	
Deductions:				Falls:	-1.00										-1.00

Rank	Name	NOC	Starting Number	Total Segment Score	Total Element Score	Program Component Score (factored)	Total Deductions							
4	Lucrezia GENNARO	ITA	15	43.67	23.19	20.48	0.00							
#	Executed Elements	Info	Base Value	GOE	J1	J2	J3	J4	J5	J6	J7	J8	J9	Scores of Panel
1	3Lo<	<	3.60	-1.68	-1	-3	-2	-3	-2	-3	-2	-	-	1.92
2	3S+2T		5.70	0.00	0	0	0	-1	0	0	0	-	-	5.70
3	FCSp3		2.80	-0.06	0	-1	0	-1	0	0	0	-	-	2.74
4	CCoSp4		3.50	0.00	0	0	1	0	0	0	0	-	-	3.50
5	2A		3.63 x	-0.90	-1	-2	-2	-2	-1	-2	-2	-	-	2.73
6	LSp4		2.70	0.40	0	1	1	1	0	1	1	-	-	3.10
7	StSq3		3.30	0.20	1	0	1	0	1	-1	0	-	-	3.50
25.23														23.19
Program Components				Factor										
Skating Skills				0.80	5.50	5.00	5.25	5.25	5.00	5.00	5.50	-	-	5.20
Transitions / Linking Footwork / Movement				0.80	5.50	4.75	5.25	5.00	4.50	4.50	5.00	-	-	4.90
Performance / Execution				0.80	5.75	5.25	5.00	5.25	5.00	4.75	5.25	-	-	5.15
Choreography / Composition				0.80	5.75	5.00	5.25	5.50	4.75	4.50	5.50	-	-	5.20
Interpretation				0.80	5.50	5.25	5.25	5.50	4.75	4.75	5.00	-	-	5.15
Judges Total Program Component Score (factored)														20.48
Deductions:														0.00



Judges Details per Skater

Rank	Name	NOC	Starting Number	Total Segment Score	Total Element Score	Program Score (factored)	Total Component Score (factored)	Total Deductions							
5	Silvia HUGEC	SVK	11	42.57	23.77		18.80	0.00							
#	Executed Elements	Info	Base Value	GOE	J1	J2	J3	J4	J5	J6	J7	J8	J9	Scores of Panel	
1	3Lo		5.10	0.00	-1	0	0	0	0	0	0	-	-	5.10	
2	3S+COMBO+2T*	*	4.40	-2.10	-3	-3	-3	-3	-2	-3	-3	-	-	2.30	
3	SSp4		2.50	0.50	1	1	1	1	2	1	0	-	-	3.00	
4	StSq3		3.30	0.20	1	0	0	0	1	1	0	-	-	3.50	
5	2A		3.63 x	0.00	0	0	0	0	0	0	0	-	-	3.63	
6	FCSp3		2.80	-0.06	0	0	0	-2	-1	0	0	-	-	2.74	
7	CCoSp4		3.50	0.00	0	0	0	0	0	1	0	-	-	3.50	
25.23														23.77	
Program Components				Factor											
Skating Skills				0.80	4.75	4.50	4.75	4.50	5.00	5.00	5.50	-	-	-	4.80
Transitions / Linking Footwork / Movement				0.80	4.50	4.25	4.00	4.00	4.75	4.75	5.00	-	-	-	4.45
Performance / Execution				0.80	4.75	4.75	4.50	4.75	5.00	5.00	5.25	-	-	-	4.85
Choreography / Composition				0.80	4.75	4.50	4.25	4.25	5.00	5.00	5.50	-	-	-	4.70
Interpretation				0.80	4.75	4.25	3.75	4.25	5.00	5.25	5.50	-	-	-	4.70
Judges Total Program Component Score (factored)														18.80	
Deductions:														0.00	

Rank	Name	NOC	Starting Number	Total Segment Score	Total Element Score	Program Score (factored)	Total Component Score (factored)	Total Deductions							
6	Hanna PAROSHINA	BLR	12	42.49	23.57		18.92	0.00							
#	Executed Elements	Info	Base Value	GOE	J1	J2	J3	J4	J5	J6	J7	J8	J9	Scores of Panel	
1	3Lo		5.10	-1.54	-2	-2	-1	-3	-2	-3	-2	-	-	3.56	
2	3S+2T		5.70	-0.28	-1	1	0	-1	-1	0	0	-	-	5.42	
3	FCSp1		1.90	-0.12	0	0	0	-1	-1	-1	0	-	-	1.78	
4	CCoSp4		3.50	-0.12	-2	0	0	-1	-1	0	0	-	-	3.38	
5	StSq2		2.60	0.10	0	0	1	0	0	0	1	-	-	2.70	
6	2A		3.63 x	0.50	0	2	1	1	1	1	1	-	-	4.13	
7	LSp3		2.40	0.20	0	1	1	0	0	0	1	-	-	2.60	
24.83														23.57	
Program Components				Factor											
Skating Skills				0.80	4.00	4.75	5.00	4.50	5.25	5.25	5.50	-	-	-	4.95
Transitions / Linking Footwork / Movement				0.80	3.75	4.50	4.75	4.00	4.75	4.75	5.00	-	-	-	4.55
Performance / Execution				0.80	4.00	5.00	4.75	3.75	5.00	4.75	5.25	-	-	-	4.70
Choreography / Composition				0.80	3.75	4.75	5.00	4.25	5.00	4.75	5.50	-	-	-	4.75
Interpretation				0.80	4.00	4.75	5.25	4.00	4.75	5.00	5.00	-	-	-	4.70
Judges Total Program Component Score (factored)														18.92	
Deductions:														0.00	



Judges Details per Skater

Rank	Name				NOC	Starting Number					Total Segment Score	Total Element Score	Program Component Score (factored)		Total Deductions
7	Amanda STAN				ROU	3					41.93	22.37	19.56		0.00
#	Executed Elements	Info	Base Value	GOE	J1	J2	J3	J4	J5	J6	J7	J8	J9	Scores of Panel	
1	3S+2T		5.70	0.00	0	0	0	-1	0	1	0	-	-	5.70	
2	3Lo<	<	3.60	-1.26	-2	-2	-2	-1	-2	-1	-2	-	-	2.34	
3	FCSp4		3.20	0.30	0	0	0	1	1	1	2	-	-	3.50	
4	2A<	<	2.53	-1.00	-1	-3	-2	-2	-2	-2	-2	-	-	1.53	
5	LSp4		2.70	0.20	1	0	1	1	0	0	0	-	-	2.90	
6	CCoSp4		3.50	0.00	-1	0	0	0	0	0	1	-	-	3.50	
7	StSq2		2.60	0.30	1	0	0	1	1	0	1	-	-	2.90	
			23.83											22.37	
Program Components				Factor											
Skating Skills				0.80	5.00	4.50	4.75	5.00	5.00	5.00	5.50	-	-	4.95	
Transitions / Linking Footwork / Movement				0.80	5.00	4.25	4.25	5.25	4.50	4.75	5.50	-	-	4.75	
Performance / Execution				0.80	5.25	4.75	4.50	5.50	5.00	4.50	5.25	-	-	4.95	
Choreography / Composition				0.80	5.25	4.50	4.50	5.25	4.75	4.50	5.25	-	-	4.85	
Interpretation				0.80	5.00	4.75	4.50	5.50	5.00	4.50	5.50	-	-	4.95	
Judges Total Program Component Score (factored)														19.56	
Deductions:														0.00	

Rank	Name				NOC	Starting Number					Total Segment Score	Total Element Score	Program Component Score (factored)		Total Deductions
8	Alizee CROZET				FRA	5					40.33	20.33	20.00		0.00
#	Executed Elements	Info	Base Value	GOE	J1	J2	J3	J4	J5	J6	J7	J8	J9	Scores of Panel	
1	3T+1T*	*	4.30	-2.10	-3	-3	-3	-3	-3	-1	-3	-	-	2.20	
2	1Lo*	*	0.00	0.00	-	-	-	-	-	-	-	-	-	0.00	
3	CCoSp4		3.50	0.20	1	0	0	1	1	0	0	-	-	3.70	
4	2A		3.63	0.40	1	1	0	1	1	1	0	-	-	4.03	
5	FCSp3		2.80	0.40	1	1	0	1	1	1	0	-	-	3.20	
6	StSq3		3.30	0.50	1	1	1	2	1	1	1	-	-	3.80	
7	LSp4		2.70	0.70	2	1	1	2	1	2	1	-	-	3.40	
			20.23											20.33	
Program Components				Factor											
Skating Skills				0.80	5.25	5.25	5.50	5.50	5.25	5.00	3.75	-	-	5.25	
Transitions / Linking Footwork / Movement				0.80	5.00	4.75	5.00	5.25	4.50	4.75	3.50	-	-	4.80	
Performance / Execution				0.80	4.75	5.25	5.00	5.50	4.75	4.50	3.50	-	-	4.85	
Choreography / Composition				0.80	5.25	5.00	5.25	5.25	5.00	4.75	4.25	-	-	5.05	
Interpretation				0.80	5.00	5.25	5.25	5.75	5.00	4.75	4.00	-	-	5.05	
Judges Total Program Component Score (factored)														20.00	
Deductions:														0.00	



Judges Details per Skater

Rank	Name	NOC	Starting Number	Total Segment Score	Total Element Score	Program Score (factored)	Total Component Score (factored)	Total Deductions							
9	Anna LITVINENKO	GBR	17	39.01	19.85		19.16	0.00							
#	Executed Elements	Info	Base Value	GOE	J1	J2	J3	J4	J5	J6	J7	J8	J9	Scores of Panel	
1	3Lo		5.10	-0.42	-1	-2	0	-1	0	-1	0	-	-	4.68	
2	3T+1T*	*	4.30	-2.10	-3	-3	-3	-3	-3	-3	-3	-	-	2.20	
3	CCoSp4		3.50	0.00	0	0	0	1	0	0	0	-	-	3.50	
4	StSq2		2.60	0.20	1	0	0	0	1	1	0	-	-	2.80	
5	2A<	<	2.53	-1.50	-3	-3	-3	-3	-3	-3	-3	-	-	1.03	
6	FCSp3		2.80	-0.06	0	-1	0	0	0	0	-1	-	-	2.74	
7	LSp4		2.70	0.20	0	0	1	1	0	1	0	-	-	2.90	
23.53														19.85	
Program Components				Factor											
Skating Skills				0.80	5.50	4.75	5.00	4.50	5.00	5.00	5.25	-	-		5.00
Transitions / Linking Footwork / Movement				0.80	5.50	4.50	4.75	4.25	4.50	4.75	4.50	-	-		4.60
Performance / Execution				0.80	5.25	4.75	4.75	4.75	5.00	4.75	4.75	-	-		4.80
Choreography / Composition				0.80	5.50	4.50	4.75	4.50	4.75	4.50	5.25	-	-		4.75
Interpretation				0.80	5.00	4.75	4.75	4.75	4.75	4.75	5.00	-	-		4.80
Judges Total Program Component Score (factored)														19.16	
Deductions:														0.00	

Rank	Name	NOC	Starting Number	Total Segment Score	Total Element Score	Program Score (factored)	Total Component Score (factored)	Total Deductions							
10	Sam JANSEN	NED	18	37.89	19.37		18.52	0.00							
#	Executed Elements	Info	Base Value	GOE	J1	J2	J3	J4	J5	J6	J7	J8	J9	Scores of Panel	
1	2A		3.30	0.00	0	0	1	-1	0	0	0	-	-	3.30	
2	CCoSp4		3.50	-0.12	-1	-1	0	0	0	0	-1	-	-	3.38	
3	StSq1		1.80	-0.06	0	-1	1	-1	0	0	0	-	-	1.74	
4	3S+2T		6.27	x -0.28	0	0	-1	-2	-1	0	0	-	-	5.99	
5	2Lo		1.98	x 0.00	0	0	-1	1	0	0	0	-	-	1.98	
6	FCSp3		2.80	-0.24	0	-2	0	-2	-1	-1	0	-	-	2.56	
7	LSpB		1.20	-0.78	-2	-3	-3	-3	-2	-3	-2	-	-	0.42	
20.85														19.37	
Program Components				Factor											
Skating Skills				0.80	4.75	4.50	4.75	4.25	5.00	5.00	5.75	-	-		4.80
Transitions / Linking Footwork / Movement				0.80	4.75	4.25	4.50	4.00	4.50	4.50	5.00	-	-		4.50
Performance / Execution				0.80	5.00	4.50	4.50	4.00	4.75	4.25	5.50	-	-		4.60
Choreography / Composition				0.80	5.00	4.25	4.75	4.50	4.50	4.25	5.75	-	-		4.60
Interpretation				0.80	5.00	4.50	4.75	4.25	4.75	4.25	5.25	-	-		4.65
Judges Total Program Component Score (factored)														18.52	
Deductions:														0.00	



Judges Details per Skater

Rank	Name	NOC	Starting Number	Total Segment Score	Total Element Score	Program Score (factored)	Total Component Score (factored)	Total Deductions							
11	Katarina KITAROVIC	CRO	10	36.58	18.98		17.60	0.00							
#	Executed Elements	Info	Base Value	GOE	J1	J2	J3	J4	J5	J6	J7	J8	J9	Scores of Panel	
1	2A		3.30	0.00	0	0	0	1	0	0	0	-	-	3.30	
2	2Lz+2T		3.40	0.00	-1	0	0	0	0	1	0	-	-	3.40	
3	FCSp1		1.90	0.30	1	1	1	0	0	1	0	-	-	2.20	
4	2Lo		1.98 x	0.06	-1	1	1	0	0	0	0	-	-	2.04	
5	CCoSp3		3.00	-0.06	1	-1	0	0	0	0	-1	-	-	2.94	
6	StSq2		2.60	0.00	0	0	0	0	-1	0	1	-	-	2.60	
7	SSp4		2.50	0.00	0	0	1	0	0	0	0	-	-	2.50	
			18.68										18.98		
Program Components			Factor												
Skating Skills			0.80	4.75	4.50	4.25	4.50	4.50	4.25	4.50	-	-	-	-	4.45
Transitions / Linking Footwork / Movement			0.80	5.00	4.25	4.00	4.00	4.00	4.00	4.25	-	-	-	-	4.10
Performance / Execution			0.80	5.00	4.50	4.50	4.25	4.50	4.50	4.50	-	-	-	-	4.50
Choreography / Composition			0.80	4.75	4.50	4.25	4.50	4.25	4.25	4.75	-	-	-	-	4.45
Interpretation			0.80	5.00	4.50	4.50	4.25	4.50	4.50	4.50	-	-	-	4.50	
Judges Total Program Component Score (factored)															17.60
Deductions:														0.00	

Rank	Name	NOC	Starting Number	Total Segment Score	Total Element Score	Program Score (factored)	Total Component Score (factored)	Total Deductions							
12	Presiyana DIMITROVA	BUL	14	35.66	17.74		17.92	0.00							
#	Executed Elements	Info	Base Value	GOE	J1	J2	J3	J4	J5	J6	J7	J8	J9	Scores of Panel	
1	2A		3.30	0.20	0	1	0	1	0	1	0	-	-	3.50	
2	2Lo		1.80	0.18	-2	1	1	1	1	0	0	-	-	1.98	
3	CCoSp4		3.50	-0.18	-2	-1	0	0	-1	0	-1	-	-	3.32	
4	2Lze+2T	e	2.80	-0.48	-2	-2	-1	-1	-2	-1	-2	-	-	2.32	
5	LSp4		2.70	0.00	-2	0	0	0	0	0	0	-	-	2.70	
6	StSq1		1.80	0.00	0	0	0	0	0	1	0	-	-	1.80	
7	FCSp2		2.30	-0.18	0	-1	0	-1	-1	-1	0	-	-	2.12	
			18.20										17.74		
Program Components			Factor												
Skating Skills			0.80	4.50	4.25	4.75	3.75	4.50	4.50	4.75	-	-	-	-	4.50
Transitions / Linking Footwork / Movement			0.80	4.25	3.75	4.50	4.00	4.50	4.25	4.25	-	-	-	-	4.25
Performance / Execution			0.80	4.50	4.50	4.75	3.75	4.50	4.50	4.75	-	-	-	-	4.55
Choreography / Composition			0.80	4.50	4.25	4.75	4.25	4.50	4.75	5.50	-	-	-	-	4.55
Interpretation			0.80	4.25	4.25	5.00	4.25	4.50	4.75	5.25	-	-	-	-	4.55
Judges Total Program Component Score (factored)															17.92
Deductions:														0.00	



Judges Details per Skater

Rank	Name	NOC	Starting Number	Total Segment Score	Total Element Score	Program Score (factored)	Total Component Score (factored)	Total Deductions							
13	Laura KARHUNEN	FIN	8	34.26	18.14		17.12	-1.00							
#	Executed Elements	Info	Base Value	GOE	J1	J2	J3	J4	J5	J6	J7	J8	J9	Scores of Panel	
1	2A		3.30	-1.10	-3	-3	-2	-2	-2	-2	-2	-	-	2.20	
2	3T+2T		5.60	-0.42	0	-1	-1	0	-1	-1	0	-	-	5.18	
3	3Lo<	<	3.60	-2.10	-3	-3	-3	-3	-3	-3	-3	-	-	1.50	
4	LSp4		2.70	-0.36	-2	-2	-1	-1	-1	-1	-1	-	-	2.34	
5	StSq2		2.60	-0.10	0	0	-1	0	0	-1	0	-	-	2.50	
6	CCoSp3		3.00	-0.06	-1	-2	0	0	0	0	1	-	-	2.94	
7	FCSp1		1.90	-0.42	0	-2	-1	-2	-2	-1	-1	-	-	1.48	
			22.70										18.14		
Program Components			Factor												
Skating Skills			0.80	4.25	3.50	4.50	5.00	4.25	4.50	4.50	-	-	-	-	4.40
Transitions / Linking Footwork / Movement			0.80	4.50	3.25	4.00	5.00	4.00	4.25	4.00	-	-	-	-	4.15
Performance / Execution			0.80	4.25	3.75	4.00	4.75	4.25	4.25	4.00	-	-	-	-	4.15
Choreography / Composition			0.80	4.50	3.50	4.25	5.25	4.25	4.00	5.00	-	-	-	-	4.40
Interpretation			0.80	4.25	3.50	4.00	4.75	4.25	4.25	4.75	-	-	-	-	4.30
Judges Total Program Component Score (factored)															17.12
Deductions:			Falls:	-1.00									-1.00		

Rank	Name	NOC	Starting Number	Total Segment Score	Total Element Score	Program Score (factored)	Total Component Score (factored)	Total Deductions							
14	Anna IVANCENKO	MDA	16	33.38	15.26		19.12	0.00							
#	Executed Elements	Info	Base Value	GOE	J1	J2	J3	J4	J5	J6	J7	J8	J9	Scores of Panel	
1	2A		3.30	0.00	0	0	0	-1	0	0	0	-	-	3.30	
2	3Lo<<	<<	1.80	-0.72	-2	-3	-2	-2	-3	-3	-2	-	-	1.08	
3	LSp2		1.90	0.50	1	1	1	1	1	1	0	-	-	2.40	
4	StSq2		2.60	0.40	1	1	2	1	1	0	0	-	-	3.00	
5	FCCoSp4*	*	0.00	0.00	-	-	-	-	-	-	-	-	-	0.00	
6	2Lze+2T	e	3.08 x	-0.60	-2	-2	-2	-2	-2	-2	-2	-	-	2.48	
7	CCoSp3		3.00	0.00	0	0	-2	0	0	0	0	-	-	3.00	
			15.68										15.26		
Program Components			Factor												
Skating Skills			0.80	5.25	4.75	5.00	4.75	5.00	4.75	4.50	-	-	-	-	4.85
Transitions / Linking Footwork / Movement			0.80	4.75	4.50	4.50	4.50	4.75	4.50	4.00	-	-	-	-	4.55
Performance / Execution			0.80	5.00	5.00	4.75	5.00	5.00	4.50	4.00	-	-	-	-	4.85
Choreography / Composition			0.80	5.00	4.75	5.00	5.00	4.75	4.25	4.75	-	-	-	-	4.85
Interpretation			0.80	4.75	5.00	5.00	4.75	5.00	4.50	4.25	-	-	-	-	4.80
Judges Total Program Component Score (factored)															19.12
Deductions:			Late start:	-1.00									-1.00		



Judges Details per Skater

Rank	Name	NOC	Starting Number	Total Segment Score	Total Element Score	Program Score (factored)	Total Component Score (factored)	Total Deductions							
15	Valerija KEDA	LTU	9	31.72	16.04		15.68	0.00							
#	Executed Elements	Info	Base Value	GOE	J1	J2	J3	J4	J5	J6	J7	J8	J9	Scores of Panel	
1	2A		3.30	0.00	0	0	0	0	0	0	0	-	-	3.30	
2	2F+2T		3.20	-0.42	-2	-2	-1	-2	-1	-1	-1	-	-	2.78	
3	FCSp2		2.30	0.00	0	0	0	0	0	-1	0	-	-	2.30	
4	LSp3		2.40	-0.36	-1	-1	-1	-2	-2	-1	-1	-	-	2.04	
5	StSq1		1.80	0.00	0	0	0	0	0	0	0	-	-	1.80	
6	2Lo		1.98 x	-0.36	-2	-1	-1	-1	-2	0	-1	-	-	1.62	
7	CCoSp3V		2.50	-0.30	-1	-2	-1	-1	-1	-1	-1	-	-	2.20	
			17.48										16.04		
Program Components			Factor												
Skating Skills			0.80	4.25	3.75	4.25	4.25	4.00	4.00	4.50	-	-	-	-	4.15
Transitions / Linking Footwork / Movement			0.80	4.00	3.50	3.75	3.75	3.50	3.75	3.75	-	-	-	-	3.70
Performance / Execution			0.80	4.00	4.00	4.00	4.00	3.50	3.75	4.00	-	-	-	-	3.95
Choreography / Composition			0.80	4.00	4.00	4.00	4.25	3.75	3.75	4.50	-	-	-	-	4.00
Interpretation			0.80	4.00	3.75	3.75	3.50	3.50	4.00	4.25	-	-	-	-	3.80
Judges Total Program Component Score (factored)															15.68
Deductions:															0.00

Rank	Name	NOC	Starting Number	Total Segment Score	Total Element Score	Program Score (factored)	Total Component Score (factored)	Total Deductions							
16	Ekin SAYGI	TUR	7	30.61	14.73		17.88	-2.00							
#	Executed Elements	Info	Base Value	GOE	J1	J2	J3	J4	J5	J6	J7	J8	J9	Scores of Panel	
1	3Lo<<	<<	1.80	-0.90	-3	-3	-3	-3	-3	-3	-3	-	-	0.90	
2	3S<<+2T<	<<	2.20	-0.60	-2	-3	-3	-3	-3	-3	-3	-	-	1.60	
3	FCSp2		2.30	0.00	0	0	0	0	0	0	0	-	-	2.30	
4	2A<	<	2.53 x	-1.50	-3	-3	-3	-3	-3	-3	-3	-	-	1.03	
5	LSp4		2.70	0.00	1	0	0	0	0	0	0	-	-	2.70	
6	StSq2		2.60	0.10	0	0	0	0	1	1	0	-	-	2.70	
7	CCoSp4		3.50	0.00	0	0	0	0	0	0	0	-	-	3.50	
			17.63										14.73		
Program Components			Factor												
Skating Skills			0.80	4.50	5.00	4.25	4.75	4.50	4.75	4.50	-	-	-	-	4.60
Transitions / Linking Footwork / Movement			0.80	4.75	4.75	3.75	4.50	4.00	4.50	4.25	-	-	-	-	4.40
Performance / Execution			0.80	4.75	5.00	3.75	4.25	4.25	4.25	4.00	-	-	-	-	4.30
Choreography / Composition			0.80	5.00	5.00	4.00	4.50	4.25	4.50	4.75	-	-	-	-	4.60
Interpretation			0.80	4.75	5.00	4.00	4.00	4.50	4.50	4.50	-	-	-	-	4.45
Judges Total Program Component Score (factored)															17.88
Deductions:			Falls: -2.00												-2.00



Judges Details per Skater

Rank	Name				NOC	Starting Number				Total Segment Score	Total Element Score	Program Component Score (factored)			Total Deductions
17	Lara GUCEK				SLO	20				30.32	14.88	16.44			-1.00
#	Executed Elements	Info	Base Value	GOE	J1	J2	J3	J4	J5	J6	J7	J8	J9	Scores of Panel	
1	3Lo<<	<<	1.80	-0.90	-3	-3	-3	-3	-3	-3	-3	-	-	0.90	
2	2A<<	<<	1.10	-0.60	-3	-3	-3	-3	-3	-3	-3	-	-	0.50	
3	CCoSp3		3.00	-0.06	0	0	0	0	0	-1	-1	-	-	2.94	
4	FCSp3		2.80	-0.18	0	-1	0	-1	0	-1	-1	-	-	2.62	
5	2Lz+2T		3.74 x	0.18	-1	1	1	1	0	1	0	-	-	3.92	
6	StSq1		1.80	-0.90	-3	-3	-3	-3	-3	-3	-3	-	-	0.90	
7	LSp4		2.70	0.40	1	1	0	1	0	1	1	-	-	3.10	
														16.94	
Program Components														Factor	
Skating Skills														0.80	
Transitions / Linking Footwork / Movement														0.80	
Performance / Execution														0.80	
Choreography / Composition														0.80	
Interpretation														0.80	
Judges Total Program Component Score (factored)														16.44	
Deductions:														Falls: -1.00	

Rank	Name				NOC	Starting Number				Total Segment Score	Total Element Score	Program Component Score (factored)			Total Deductions
18	Josephine KAERGAARD				DEN	19				29.82	14.14	17.68			-2.00
#	Executed Elements	Info	Base Value	GOE	J1	J2	J3	J4	J5	J6	J7	J8	J9	Scores of Panel	
1	2A		3.30	-1.50	-3	-3	-3	-3	-3	-3	-3	-	-	1.80	
2	3S+COMBO		4.40	-2.10	-3	-3	-3	-3	-3	-3	-3	-	-	2.30	
3	FCSp2		2.30	0.10	0	0	0	0	0	1	1	-	-	2.40	
4	2Lo		1.80	-0.90	-3	-3	-3	-3	-3	-3	-3	-	-	0.90	
5	LSp3		2.40	-0.06	0	-1	0	0	-1	0	0	-	-	2.34	
6	StSq1		1.80	0.00	0	0	0	0	0	0	0	-	-	1.80	
7	CCoSp2		2.50	0.10	-1	0	0	0	0	1	1	-	-	2.60	
														18.50	
Program Components														Factor	
Skating Skills														0.80	
Transitions / Linking Footwork / Movement														0.80	
Performance / Execution														0.80	
Choreography / Composition														0.80	
Interpretation														0.80	
Judges Total Program Component Score (factored)														17.68	
Deductions:														Falls: -2.00	



Judges Details per Skater

Rank	Name	NOC	Starting Number	Total Segment Score	Total Element Score	Program Score (factored)	Total Component Score (factored)	Total Deductions							
19	Herdis Birna HJALTALIN	ISL	4	27.89	13.05		14.84	0.00							
#	Executed Elements	Info	Base Value	GOE	J1	J2	J3	J4	J5	J6	J7	J8	J9	Scores of Panel	
1	2Lo		1.80	-0.12	-1	-1	-1	0	0	0	0	-	-	1.68	
2	2A<<	<<	1.10	-0.60	-3	-3	-3	-3	-3	-3	-3	-	-	0.50	
3	CCoSp4		3.50	-0.18	-2	0	0	0	-2	0	-1	-	-	3.32	
4	2F+2T<<	<<	2.53 x	-0.60	-2	-2	-2	-2	-3	-2	-2	-	-	1.93	
5	StSq2		2.60	0.00	0	0	-1	0	0	0	0	-	-	2.60	
6	SSp2		1.60	-0.06	0	-1	0	1	-1	0	0	-	-	1.54	
7	FCSp1		1.90	-0.42	0	-2	-2	-2	-1	-1	-1	-	-	1.48	
			15.03										13.05		
Program Components			Factor												
Skating Skills			0.80	4.25	3.50	3.50	3.75	4.00	4.25	3.50	-	-	-	-	3.80
Transitions / Linking Footwork / Movement			0.80	4.00	3.25	3.00	3.50	3.50	4.00	3.00	-	-	-	-	3.45
Performance / Execution			0.80	4.00	3.75	3.50	4.00	3.75	3.75	3.50	-	-	-	-	3.75
Choreography / Composition			0.80	4.00	3.75	3.25	4.00	3.75	3.75	4.00	-	-	-	-	3.85
Interpretation			0.80	4.00	3.75	3.25	3.50	3.50	4.00	3.75	-	-	-	3.70	
Judges Total Program Component Score (factored)														14.84	
Deductions:														0.00	

Rank	Name	NOC	Starting Number	Total Segment Score	Total Element Score	Program Score (factored)	Total Component Score (factored)	Total Deductions							
20	Elisavet VOULGARI	GRE	13	24.66	8.82		15.84	0.00							
#	Executed Elements	Info	Base Value	GOE	J1	J2	J3	J4	J5	J6	J7	J8	J9	Scores of Panel	
1	2Lo		1.80	0.00	0	0	-1	0	0	0	0	-	-	1.80	
2	2A<<	<<	1.10	-0.60	-3	-3	-3	-3	-3	-3	-3	-	-	0.50	
3	CCoSp		0.00	0.00	-	-	-	-	-	-	-	-	-	0.00	
4	2F+2T<		3.08 x	-0.72	-2	-3	-2	-3	-2	-3	-2	-	-	2.36	
5	FCSpB		1.60	-0.36	-1	-2	-1	-1	-1	-2	-1	-	-	1.24	
6	StSqB		1.50	0.00	0	0	0	0	0	0	0	-	-	1.50	
7	SSp2		1.60	-0.18	-1	-1	0	-1	0	-1	0	-	-	1.42	
			10.68										8.82		
Program Components			Factor												
Skating Skills			0.80	4.00	3.75	4.00	3.50	4.25	4.00	4.75	-	-	-	-	4.00
Transitions / Linking Footwork / Movement			0.80	3.75	3.75	4.00	3.75	4.00	3.75	4.00	-	-	-	-	3.85
Performance / Execution			0.80	3.75	4.00	3.75	4.25	4.25	3.50	4.00	-	-	-	-	3.95
Choreography / Composition			0.80	3.75	3.75	4.00	4.00	4.00	3.50	4.75	-	-	-	-	3.90
Interpretation			0.80	3.75	4.00	4.00	4.50	4.25	3.50	4.50	-	-	-	-	4.10
Judges Total Program Component Score (factored)														15.84	
Deductions:														0.00	



Judges Details per Skater

Rank	Name	NOC	Starting Number	Total Segment Score	Total Element Score	Program Component Score (factored)	Total Deductions								
21	Daniella Vanessa IPSARIDOU	CYP	21	20.71	11.03	11.68	-2.00								
#	Executed Elements	Info	Base Value	GOE	J1	J2	J3	J4	J5	J6	J7	J8	J9	Scores of Panel	
1	2A<<	<<	1.10	-0.60	-3	-3	-3	-3	-3	-3	-3	-	-	0.50	
2	2S+2T<<	<<	1.70	-0.60	-3	-3	-3	-3	-3	-3	-3	-	-	1.10	
3	FCSp2		2.30	-0.30	0	-2	-1	-2	-1	-1	0	-	-	2.00	
4	2Lo<	<	1.43 x	-0.90	-3	-3	-3	-3	-3	-3	-3	-	-	0.53	
5	LSp3		2.40	-0.06	-1	-1	0	0	0	0	0	-	-	2.34	
6	StSq1		1.80	-0.24	-2	-1	-1	-1	-1	0	0	-	-	1.56	
7	CCoSp3		3.00	0.00	-1	0	0	0	0	0	0	-	-	3.00	
13.73													11.03		
Program Components				Factor											
Skating Skills				0.80	2.50	3.00	3.00	3.00	3.25	3.25	3.25	-	-	3.10	
Transitions / Linking Footwork / Movement				0.80	2.50	2.50	2.50	3.00	3.00	3.00	2.75	-	-	2.75	
Performance / Execution				0.80	2.50	3.25	2.75	2.75	2.75	3.25	2.50	-	-	2.80	
Choreography / Composition				0.80	2.50	3.00	3.00	3.50	3.00	3.00	3.25	-	-	3.05	
Interpretation				0.80	2.50	3.00	2.50	3.25	2.75	3.25	3.00	-	-	2.90	
Judges Total Program Component Score (factored)														11.68	
Deductions:				Falls:	-2.00										-2.00

LEGEND

GOE	Grade of Execution	x	Credit for highlight distribution, base value multiplied by 1.1	e	Wrong edge
*	Invalid element				
<	Under-rotated jump				



**EUROPEAN
YOUTH
OLYMPIC
FESTIVAL**



Results Book



FIGURE SKATING

Boys'



Results

Rank	Name	NOC	Total Score	SP	FS
1	Petr GUMENNIK	RUS	195.21	1	1
2	Daniel GRASSL	ITA	178.24	2	2
3	Nika EGADZE	GEO	155.18	6	4
4	Basar OKTAR	TUR	154.11	3	7
5	Yakau ZENKO	BLR	152.43	5	5
6	Aleksandr SELEVKO	EST	148.73	4	6
7	Adam SIAO HIM FA	FRA	146.39	9	3
8	Luke DIGBY	GBR	140.80	7	8
9	Yan TKALICH	UKR	136.14	8	9
10	Nikolaj MAJOROV	SWE	124.97	10	10
11	Simon FUKAS	SVK	123.35	12	11
12	Alexander ZLATKOV	BUL	117.85	11	12
13	Kornel WITKOWSKI	POL	98.31	13	13
14	Andrei TANASE	ROU	69.95	14	14



Ms. Senem AHISKAL, ISU
Referee



Ms. Zanna KULIK, ISU
Technical Controller

LEGEND

FS Free Skating

SP Short Program



Medallists

Medal	Name	NOC
GOLD	Petr GUMENNIK	RUS - Russian Federation
SILVER	Daniel GRASSL	ITA - Italy
BRONZE	Nika EGADZE	GEO - Georgia



ISU Technical Panel and Panel of Judges

Technical Panel

Function	Name	
Technical Controller	Ms. Zanna KULIK	EST
Technical Specialist	Mr. Tunca UNLU	TUR
Assistant Technical Specialist	Mr. Artem KNYAZEV	UZB

Panel of Judges

Function	Name	
Referee	Ms. Senem AHISKAL	TUR
Judge No.1	Mr. Yury BALKOV	UKR
Judge No.2	Ms. Hanna THEN	POL
Judge No.3	Mr. Pekka LESKINEN	FIN
Judge No.4	Ms. Ece ESEN	TUR
Judge No.5	Ms. Alla SHEKHOVTSEVA	RUS
Judge No.6	Ms. Salome CHIGOGIDZE	GEO
Judge No.7	Ms. Mary CHAPMAN	GBR

Data / Replay Operators

Function	Name	
Data Operator	Mr. Cenap Mengü TUNCAY	TUR
Replay Operator	Mr. Dzianis SAROKIN	BLR



Segment Results

Rank	Name	NOC	Total Segment Score
1	Petr GUMENNIK	RUS	127.65
2	Daniel GRASSL	ITA	114.89
3	Adam SIAO HIM FA	FRA	102.20
4	Nika EGADZE	GEO	101.47
5	Yakau ZENKO	BLR	98.35
6	Aleksandr SELEVKO	EST	93.70
7	Basar OKTAR	TUR	91.91
8	Luke DIGBY	GBR	91.48
9	Yan TKALICH	UKR	88.17
10	Nikolaj MAJOROV	SWE	81.02
11	Simon FUKAS	SVK	80.51
12	Alexander ZLATKOV	BUL	73.96
13	Kornel WITKOWSKI	POL	57.15
14	Andrei TANASE	ROU	43.94



Ms. Senem AHISKAL, ISU
Referee



Ms. Zanna KULIK, ISU
Technical Controller



Judges Details per Skater

Rank	Name	NOC	Starting Number	Total Segment Score	Total Element Score	Program Score (factored)	Total Component Score (factored)	Total Deductions							
1	Petr GUMENNIK	RUS	14	127.65	65.55		62.10	0.00							
#	Executed Elements	Info	Base Value	GOE	J1	J2	J3	J4	J5	J6	J7	J8	J9	Scores of Panel	
1	2A		3.30	0.40	0	0	1	1	1	1	1	-	-	3.70	
2	3Lo+3Lo		10.20	0.56	0	0	1	1	1	1	1	-	-	10.76	
3	CCoSp4		3.50	0.60	1	1	1	1	2	2	1	-	-	4.10	
4	StSq3		3.30	0.50	1	1	1	1	1	1	1	-	-	3.80	
5	3F		5.83 x	0.28	0	0	0	2	1	1	0	-	-	6.11	
6	3Lz+2T		8.03 x	0.00	1	0	0	0	0	0	0	-	-	8.03	
7	3T+2T+2Lo		8.14 x	-0.14	-1	0	-1	0	0	0	0	-	-	8.00	
8	3Lz		6.60 x	0.56	0	0	1	1	1	1	1	-	-	7.16	
9	3S		4.84 x	0.28	0	0	1	1	0	1	0	-	-	5.12	
10	FCSp2		2.30	-0.06	0	0	-1	0	0	0	-1	-	-	2.24	
11	2A		3.63 x	0.10	0	0	0	1	0	1	0	-	-	3.73	
12	CSSp3		2.60	0.20	0	0	1	1	0	1	0	-	-	2.80	
62.27														65.55	
Program Components				Factor											
Skating Skills				2.00	6.25	6.00	5.50	6.25	6.50	6.75	6.50	-	-		6.30
Transitions / Linking Footwork / Movement				2.00	6.00	6.00	5.00	6.00	6.50	6.50	5.75	-	-		6.05
Performance / Execution				2.00	6.25	6.00	5.75	6.00	6.75	6.50	6.25	-	-		6.20
Choreography / Composition				2.00	6.25	6.50	5.75	6.00	7.00	6.75	6.00	-	-		6.30
Interpretation				2.00	6.25	6.25	5.50	5.75	6.75	6.50	6.25	-	-		6.20
Judges Total Program Component Score (factored)														62.10	
Deductions:														0.00	

Rank	Name	NOC	Starting Number	Total Segment Score	Total Element Score	Program Score (factored)	Total Component Score (factored)	Total Deductions							
2	Daniel GRASSL	ITA	13	114.89	55.49		59.40	0.00							
#	Executed Elements	Info	Base Value	GOE	J1	J2	J3	J4	J5	J6	J7	J8	J9	Scores of Panel	
1	1A		1.10	-0.60	-3	-3	-2	-3	-3	-3	-3	-	-	0.50	
2	FCCoSp3		3.00	0.50	1	1	1	1	2	1	1	-	-	3.50	
3	StSq2		2.60	0.50	1	1	1	1	1	1	1	-	-	3.10	
4	2A		3.63 x	0.20	0	0	-1	1	1	0	1	-	-	3.83	
5	3Lz+3T<	!	9.90 x	-1.12	-1	-1	-2	-1	-2	-2	-2	-	-	8.78	
6	3F+1Lo+3S<	!	9.79 x	-1.12	-1	-1	-2	-1	-2	-2	-2	-	-	8.67	
7	3F+2T	!	7.26 x	-0.70	-1	-1	-1	-1	0	-1	-1	-	-	6.56	
8	CSSp4		3.00	0.50	1	1	2	0	1	1	1	-	-	3.50	
9	3Lz	!	6.60 x	-0.70	-1	-1	-1	-1	-1	-1	-1	-	-	5.90	
10	3Lo<	<	3.96 x	-0.84	-1	-2	-2	-1	-1	-1	-1	-	-	3.12	
11	2A		3.63 x	0.00	0	0	-1	0	0	0	0	-	-	3.63	
12	CCoSp4		3.50	0.90	-2	2	2	1	2	2	2	-	-	4.40	
57.97														55.49	
Program Components				Factor											
Skating Skills				2.00	6.00	6.00	3.75	6.00	5.75	6.00	5.50	-	-		5.85
Transitions / Linking Footwork / Movement				2.00	6.00	5.75	4.50	5.50	5.75	5.75	6.00	-	-		5.75
Performance / Execution				2.00	6.25	6.00	5.25	5.75	6.25	5.75	6.75	-	-		6.00
Choreography / Composition				2.00	6.50	6.25	5.25	6.00	6.00	6.00	6.25	-	-		6.10
Interpretation				2.00	6.00	6.50	5.50	6.00	6.00	5.50	6.50	-	-		6.00
Judges Total Program Component Score (factored)														59.40	
Deductions:														0.00	



Judges Details per Skater

Rank	Name	NOC	Starting Number	Total Segment Score	Total Element Score	Program Score (factored)	Total Component Score (factored)	Total Deductions							
3	Adam SIAO HIM FA	FRA	7	102.20	51.70		51.50	-1.00							
#	Executed Elements	Info	Base Value	GOE	J1	J2	J3	J4	J5	J6	J7	J8	J9	Scores of Panel	
1	3A		8.50	-3.00	-3	-3	-3	-3	-3	-3	-3	-	-	5.50	
2	3Lz+1Lo+3S		10.90	0.56	1	0	1	1	1	0	1	-	-	11.46	
3	3T+3T		8.60	0.14	0	0	1	0	1	0	0	-	-	8.74	
4	FCCoSp4		3.50	-0.06	0	0	-1	0	1	0	-1	-	-	3.44	
5	3Lo		5.10	0.00	0	0	0	0	1	0	0	-	-	5.10	
6	2Lz		2.31 x	0.00	0	0	0	0	0	-1	0	-	-	2.31	
7	CCoSp3V		2.50	0.00	0	0	0	0	0	-1	0	-	-	2.50	
8	3F		5.83 x	-0.28	0	0	-1	0	0	-1	-1	-	-	5.55	
9	1A		1.21 x	-0.04	0	0	0	-1	0	-1	0	-	-	1.17	
10	StSq2		2.60	-0.30	0	0	-1	-1	0	-1	-1	-	-	2.30	
11	2A		3.63 x	0.00	0	0	-1	0	0	0	0	-	-	3.63	
12	CSSp		0.00	0.00	-	-	-	-	-	-	-	-	-	0.00	
54.68														51.70	
Program Components				Factor											
Skating Skills				2.00	5.25	5.50	4.75	5.50	5.75	5.50	4.75	-	-		5.30
Transitions / Linking Footwork / Movement				2.00	5.00	5.25	4.00	5.00	5.00	5.00	4.50	-	-		4.90
Performance / Execution				2.00	5.25	5.50	4.50	5.00	5.50	5.25	5.25	-	-		5.25
Choreography / Composition				2.00	5.25	5.50	4.25	5.25	5.25	5.50	5.00	-	-		5.25
Interpretation				2.00	5.00	5.25	3.75	4.50	5.50	5.25	5.25	-	-		5.05
Judges Total Program Component Score (factored)														51.50	
Deductions:				Falls:	-1.00									-1.00	

Rank	Name	NOC	Starting Number	Total Segment Score	Total Element Score	Program Score (factored)	Total Component Score (factored)	Total Deductions							
4	Nika EGADZE	GEO	9	101.47	50.57		52.90	-2.00							
#	Executed Elements	Info	Base Value	GOE	J1	J2	J3	J4	J5	J6	J7	J8	J9	Scores of Panel	
1	3Lz+2T		7.30	0.28	0	0	0	0	1	1	1	-	-	7.58	
2	3F		5.30	0.14	0	0	0	0	1	1	0	-	-	5.44	
3	3Lo		5.10	0.00	0	0	0	0	0	1	0	-	-	5.10	
4	2A		3.30	0.20	0	0	0	1	0	1	1	-	-	3.50	
5	FCSp2		2.30	0.00	-1	0	0	0	0	0	0	-	-	2.30	
6	CSSp2		2.30	0.50	0	0	2	1	1	2	1	-	-	2.80	
7	StSq2		2.60	0.00	0	0	0	0	0	0	0	-	-	2.60	
8	3Lo+2T		7.04 x	0.00	0	0	-1	0	0	0	0	-	-	7.04	
9	3Lz		6.60 x	-0.56	-1	0	-1	-1	-1	0	-1	-	-	6.04	
10	2A		3.63 x	-1.50	-3	-3	-3	-3	-3	-3	-3	-	-	2.13	
11	CCoSp		0.00	0.00	-	-	-	-	-	-	-	-	-	0.00	
12	3S+3T<	<	8.14 x	-2.10	-3	-3	-3	-3	-3	-3	-3	-	-	6.04	
53.61														50.57	
Program Components				Factor											
Skating Skills				2.00	5.00	5.50	4.25	5.50	5.75	6.25	5.75	-	-		5.50
Transitions / Linking Footwork / Movement				2.00	4.50	5.00	3.75	5.25	5.50	6.00	5.25	-	-		5.10
Performance / Execution				2.00	4.50	5.00	3.75	5.50	5.75	6.00	5.50	-	-		5.25
Choreography / Composition				2.00	5.25	5.25	3.50	5.25	5.50	6.25	5.25	-	-		5.30
Interpretation				2.00	4.75	5.00	3.25	5.25	5.75	6.00	5.75	-	-		5.30
Judges Total Program Component Score (factored)														52.90	
Deductions:				Falls:	-2.00									-2.00	



Judges Details per Skater

Rank	Name	NOC	Starting Number	Total Segment Score	Total Element Score	Program Score (factored)	Total Component Score (factored)	Total Deductions
5	Yakau ZENKO	BLR	10	98.35	45.35		53.00	0.00

#	Executed Elements	Info	Base Value	GOE	J1	J2	J3	J4	J5	J6	J7	J8	J9	Scores of Panel
1	3S+3T		8.70	0.28	1	0	1	0	1	0	0	-	-	8.98
2	3F+2T	!	6.60	-0.70	-1	-1	-1	-1	-1	-1	-2	-	-	5.90
3	2Lo<<	<<	0.50	-0.30	-2	-3	-3	-3	-3	-3	-3	-	-	0.20
4	FCSp3		2.80	0.00	0	0	0	0	0	0	0	-	-	2.80
5	CSSp3		2.60	0.30	0	1	1	0	1	0	1	-	-	2.90
6	3Lz		6.60 x	-1.40	-2	-2	-2	-2	-2	-3	-2	-	-	5.20
7	2F	!	2.09 x	-0.30	-1	-1	-1	-1	-1	-1	-2	-	-	1.79
8	2Lz+2T+2Lo		5.72 x	0.00	0	0	1	0	0	0	0	-	-	5.72
9	2A		3.63 x	-0.30	-1	0	-1	0	-1	-1	0	-	-	3.33
10	2A		3.63 x	-1.10	-2	-2	-2	-2	-2	-3	-3	-	-	2.53
11	StSq3		3.30	0.00	0	0	1	0	0	0	0	-	-	3.30
12	CCoSp4V		3.00	-0.30	-1	-1	0	-1	-1	-1	-1	-	-	2.70
			49.17											45.35

Program Components

Factor

Skating Skills	2.00	5.50	5.50	5.50	5.25	5.75	5.75	5.50	-	-	-	-	5.55	
Transitions / Linking Footwork / Movement	2.00	5.00	5.00	5.25	5.25	5.25	5.50	5.00	-	-	-	-	5.15	
Performance / Execution	2.00	5.25	5.25	5.00	5.00	5.50	5.50	5.25	-	-	-	-	5.25	
Choreography / Composition	2.00	5.50	5.50	4.50	5.25	5.50	5.75	5.00	-	-	-	-	5.35	
Interpretation	2.00	5.25	5.25	4.75	5.00	5.50	5.25	5.25	-	-	-	-	5.20	
Judges Total Program Component Score (factored)														53.00

Deductions:

0.00

Rank	Name	NOC	Starting Number	Total Segment Score	Total Element Score	Program Score (factored)	Total Component Score (factored)	Total Deductions
6	Aleksandr SELEVKO	EST	11	93.70	37.90		56.80	-1.00

#	Executed Elements	Info	Base Value	GOE	J1	J2	J3	J4	J5	J6	J7	J8	J9	Scores of Panel
1	2A		3.30	0.80	0	1	2	1	2	2	2	-	-	4.10
2	1F		0.50	-0.10	-1	-1	-1	-1	0	-2	-1	-	-	0.40
3	1Lz		0.60	-0.04	-1	-1	0	-1	0	0	0	-	-	0.56
4	CSSp4		3.00	0.60	1	1	2	0	2	1	1	-	-	3.60
5	StSq3		3.30	0.60	0	1	2	1	1	1	2	-	-	3.90
6	2Lo		1.98 x	0.00	0	0	1	0	0	0	0	-	-	1.98
7	3Lo		5.61 x	-0.14	0	0	-1	0	0	-1	0	-	-	5.47
8	3T+3T		9.46 x	-2.10	-3	-3	-2	-3	-3	-3	-3	-	-	7.36
9	2S+2T		2.86 x	-0.04	0	0	0	0	0	-1	-1	-	-	2.82
10	2A		3.63 x	-0.80	-2	-1	-2	-2	-1	-1	-2	-	-	2.83
11	CCoSp2		2.50	-0.30	-1	-1	-1	0	-1	-2	-1	-	-	2.20
12	FCSp3		2.80	-0.12	-1	0	0	0	0	-1	-1	-	-	2.68
			39.54											37.90

Program Components

Factor

Skating Skills	2.00	5.00	5.25	6.00	5.75	6.50	6.00	5.25	-	-	-	-	5.65	
Transitions / Linking Footwork / Movement	2.00	4.25	5.00	6.00	5.50	6.25	6.00	5.25	-	-	-	-	5.55	
Performance / Execution	2.00	4.50	4.75	6.00	5.00	6.25	6.25	5.75	-	-	-	-	5.55	
Choreography / Composition	2.00	4.75	5.00	6.00	5.25	6.50	6.25	5.75	-	-	-	-	5.65	
Interpretation	2.00	4.50	5.50	6.25	6.00	6.75	6.25	6.00	-	-	-	-	6.00	
Judges Total Program Component Score (factored)														56.80

Deductions:

Falls: -1.00

-1.00



Judges Details per Skater

Rank	Name				NOC	Starting Number					Total Segment Score	Total Element Score	Program Component Score (factored)	Total Deductions
7	Basar OKTAR				TUR	12					91.91	41.31	52.60	-2.00
#	Executed Elements	Info	Base Value	GOE	J1	J2	J3	J4	J5	J6	J7	J8	J9	Scores of Panel
1	3Lz+3T		10.30	-1.40	-2	-2	-2	-2	-2	-3	-2	-	-	8.90
2	3S		4.40	-1.82	-3	-2	-2	-2	-3	-3	-3	-	-	2.58
3	CCoSp4		3.50	0.30	0	0	1	1	2	0	1	-	-	3.80
4	CSSp3		2.60	0.10	0	0	0	1	1	0	0	-	-	2.70
5	StSq3		3.30	0.30	1	0	1	1	0	0	1	-	-	3.60
6	2A+2T		5.06 x	-0.10	0	0	-1	1	0	0	-1	-	-	4.96
7	3F		5.83 x	-2.10	-3	-3	-3	-3	-3	-3	-3	-	-	3.73
8	3T		4.73 x	0.00	0	0	0	1	0	0	0	-	-	4.73
9	2Lo+2T		3.41 x	-0.06	0	0	-1	0	0	-1	0	-	-	3.35
10	3F<+REP	<	2.85 x	-2.10	-3	-3	-3	-3	-3	-3	-3	-	-	0.75
11	1A		1.21 x	-0.52	-3	-3	-2	-2	-2	-3	-3	-	-	0.69
12	FCCoSp2V		2.00	-0.48	0	-2	-2	-1	-1	-2	-2	-	-	1.52
													49.19	41.31
Program Components				Factor										
Skating Skills				2.00	5.25	5.25	5.25	6.00	5.75	5.50	4.75	-	-	5.40
Transitions / Linking Footwork / Movement				2.00	4.75	5.00	4.75	5.50	5.50	5.25	5.00	-	-	5.10
Performance / Execution				2.00	5.00	5.00	5.25	5.50	5.25	5.50	4.75	-	-	5.20
Choreography / Composition				2.00	5.25	5.50	4.75	6.00	5.75	5.50	5.00	-	-	5.40
Interpretation				2.00	5.00	5.25	5.00	6.00	5.50	5.25	4.75	-	-	5.20
Judges Total Program Component Score (factored)													52.60	
Deductions:				Falls:	-2.00									-2.00

Rank	Name				NOC	Starting Number					Total Segment Score	Total Element Score	Program Component Score (factored)	Total Deductions
8	Luke DIGBY				GBR	8					91.48	43.78	48.70	-1.00
#	Executed Elements	Info	Base Value	GOE	J1	J2	J3	J4	J5	J6	J7	J8	J9	Scores of Panel
1	3Lz+1T		6.40	0.00	0	0	0	0	0	0	0	-	-	6.40
2	3F	!	5.30	-1.82	-2	-3	-2	-3	-2	-3	-3	-	-	3.48
3	2A+2S+SEQ		3.68	0.00	0	0	0	0	0	0	0	-	-	3.68
5	CCoSp4		3.50	0.00	0	1	0	0	0	0	0	-	-	3.50
6	3Lo		5.10	-0.98	-1	-1	-2	-2	-1	-2	-1	-	-	4.12
7	3Lz		6.60 x	-2.10	-3	-3	-3	-3	-3	-3	-3	-	-	4.50
8	2F+2T	!	3.52 x	-0.36	-1	-1	-2	-1	-2	-1	-1	-	-	3.16
9	StSq1		1.80	0.00	0	0	0	0	0	0	0	-	-	1.80
10	FCSp2		2.30	-0.12	0	-1	-1	-1	0	0	0	-	-	2.18
11	3T		4.73 x	0.00	0	0	0	0	0	0	0	-	-	4.73
12	2A		3.63 x	0.00	0	0	0	0	0	0	0	-	-	3.63
13	CSSp3		2.60	0.00	0	0	1	0	0	0	0	-	-	2.60
													49.16	43.78
Program Components				Factor										
Skating Skills				2.00	5.00	5.00	5.25	5.50	5.25	5.25	5.00	-	-	5.15
Transitions / Linking Footwork / Movement				2.00	4.50	5.00	4.25	5.25	4.75	4.50	4.25	-	-	4.60
Performance / Execution				2.00	5.00	4.75	4.50	5.00	5.00	4.75	5.00	-	-	4.90
Choreography / Composition				2.00	5.25	5.25	4.50	5.00	5.25	5.00	4.50	-	-	5.00
Interpretation				2.00	4.00	5.00	4.25	5.25	5.25	4.50	4.50	-	-	4.70
Judges Total Program Component Score (factored)													48.70	
Deductions:				Falls:	-1.00									-1.00



Judges Details per Skater

Rank	Name				NOC	Starting Number					Total Segment Score	Total Element Score	Program Component Score (factored)	Total Deductions
9	Yan TKALICH				UKR	5					88.17	40.67	48.50	-1.00
#	Executed Elements	Info	Base Value	GOE	J1	J2	J3	J4	J5	J6	J7	J8	J9	Scores of Panel
1	3F+1Lo<+3S<	!	8.80	-1.40	-1	-1	-2	-2	-2	-3	-3	-	-	7.40
2	3Lz		6.00	0.00	0	0	0	0	0	0	0	-	-	6.00
3	3F	!	5.30	-0.70	-1	-1	-1	-1	-2	-1	-1	-	-	4.60
4	3Lo<	<	3.60	-2.10	-3	-3	-3	-3	-3	-3	-3	-	-	1.50
5	FCSp2		2.30	0.00	0	0	0	0	0	0	-1	-	-	2.30
6	3T+2T		6.16 x	-1.12	-1	-1	-2	-1	-2	-2	-2	-	-	5.04
7	3S<	<	3.41 x	-1.68	-2	-2	-2	-2	-3	-3	-3	-	-	1.73
8	2A		3.63 x	-0.50	-1	-1	-1	0	-1	-1	-1	-	-	3.13
9	2A		3.63 x	-1.00	-1	-2	-2	-2	-2	-3	-2	-	-	2.63
10	CSSp3		2.60	0.00	0	0	-1	0	0	0	0	-	-	2.60
11	StSq1		1.80	-0.06	0	0	-1	-1	0	0	0	-	-	1.74
12	CCoSp2V		2.00	0.00	1	0	0	0	0	0	0	-	-	2.00
													49.23	40.67
Program Components				Factor										
Skating Skills				2.00	5.50	5.00	4.00	4.50	5.50	5.75	5.25	-	-	5.15
Transitions / Linking Footwork / Movement				2.00	4.75	4.75	3.00	3.75	5.25	5.25	4.00	-	-	4.50
Performance / Execution				2.00	5.00	4.75	3.25	4.25	5.25	5.50	5.00	-	-	4.85
Choreography / Composition				2.00	5.25	5.00	3.25	4.00	5.50	5.75	4.50	-	-	4.85
Interpretation				2.00	5.00	4.75	2.75	4.25	5.50	5.50	5.00	-	-	4.90
Judges Total Program Component Score (factored)														48.50
Deductions:				Falls: -1.00										-1.00
Costume/Prop violation: (2 of 8)														

Rank	Name				NOC	Starting Number					Total Segment Score	Total Element Score	Program Component Score (factored)	Total Deductions
10	Nikolaj MAJOROV				SWE	6					81.02	37.12	45.90	-2.00
#	Executed Elements	Info	Base Value	GOE	J1	J2	J3	J4	J5	J6	J7	J8	J9	Scores of Panel
1	3F	!	5.30	-0.70	-1	-1	0	-1	-1	-1	-1	-	-	4.60
2	3Lo		5.10	0.14	0	0	1	0	1	-1	0	-	-	5.24
3	3T		4.30	-0.70	-1	-1	-1	-1	-1	-1	0	-	-	3.60
4	CCoSp4		3.50	0.00	0	0	0	0	0	0	1	-	-	3.50
5	StSq2		2.60	0.40	0	0	1	1	1	1	1	-	-	3.00
6	2Lz+2T		3.74 x	-0.66	-2	-3	-2	-2	-2	-3	-2	-	-	3.08
7	3S+2T+2T*	*	6.27 x	-0.14	-3	0	0	0	1	0	-1	-	-	6.13
8	3S		4.84 x	-2.10	-3	-3	-3	-3	-3	-3	-3	-	-	2.74
9	2A		3.63 x	-1.50	-3	-3	-3	-3	-2	-3	-3	-	-	2.13
10	CSSp4		3.00	0.10	0	0	1	0	1	0	0	-	-	3.10
													42.28	37.12
Program Components				Factor										
Skating Skills				2.00	5.25	5.25	5.75	5.00	5.50	5.00	5.75	-	-	5.35
Transitions / Linking Footwork / Movement				2.00	5.00	5.00	4.25	4.75	4.75	4.00	4.25	-	-	4.60
Performance / Execution				2.00	4.25	5.00	4.25	3.25	4.00	4.25	3.00	-	-	4.00
Choreography / Composition				2.00	5.25	5.25	4.00	4.50	4.25	4.50	4.50	-	-	4.60
Interpretation				2.00	5.00	5.25	4.25	3.00	4.75	4.00	4.00	-	-	4.40
Judges Total Program Component Score (factored)														45.90
Deductions:				Falls: -1.00	Interruption in excess: -1.00									-2.00



Judges Details per Skater

Rank	Name	NOC	Starting Number	Total Segment Score	Total Element Score	Program Score (factored)	Total Component Score (factored)	Total Deductions						
11	Simon FUKAS	SVK	3	80.51	33.91		48.60	-2.00						
#	Executed Elements	Info	Base Value	GOE	J1	J2	J3	J4	J5	J6	J7	J8	J9	Scores of Panel
1	2A+2T		4.60	0.30	1	0	1	1	0	0	1	-	-	4.90
2	3S<	<	3.10	-1.82	-2	-2	-3	-2	-3	-3	-3	-	-	1.28
3	2F		1.90	0.12	0	0	1	1	0	0	1	-	-	2.02
4	FSSp4		3.00	0.30	0	0	1	1	1	0	1	-	-	3.30
5	3T<	<	3.00	-2.10	-3	-3	-3	-3	-3	-3	-3	-	-	0.90
6	2Lz+2T+2Lo		5.20	0.00	0	0	0	0	0	1	0	-	-	5.20
7	FCCoSp3		3.00	-0.18	-1	0	-1	0	0	-1	-1	-	-	2.82
8	2Lz		2.31 x	0.18	0	0	1	1	1	0	1	-	-	2.49
9	2A		3.63 x	-1.50	-3	-3	-3	-3	-3	-3	-3	-	-	2.13
10	StSq2		2.60	-0.10	0	0	0	0	0	-1	-1	-	-	2.50
11	2F+2Lo	!	4.07 x	-0.30	-1	-1	-1	0	-1	-1	-1	-	-	3.77
12	CCoSp2		2.50	0.10	0	0	1	0	1	0	0	-	-	2.60
			38.91											33.91
Program Components			Factor											
Skating Skills			2.00	4.00	4.75	5.25	5.25	5.25	5.25	5.25	4.75	-	-	5.05
Transitions / Linking Footwork / Movement			2.00	3.50	4.50	4.50	4.75	5.00	4.75	4.50	-	-	4.60	
Performance / Execution			2.00	3.75	4.75	4.75	5.00	5.00	5.00	4.75	-	-	4.85	
Choreography / Composition			2.00	4.00	4.75	4.50	5.25	5.50	5.25	4.50	-	-	4.85	
Interpretation			2.00	3.75	5.00	4.75	5.25	5.25	5.25	4.50	-	-	4.95	
Judges Total Program Component Score (factored)													48.60	
Deductions:			Falls:	-2.00										-2.00

Rank	Name	NOC	Starting Number	Total Segment Score	Total Element Score	Program Score (factored)	Total Component Score (factored)	Total Deductions						
12	Alexander ZLATKOV	BUL	1	73.96	34.76		41.20	-2.00						
#	Executed Elements	Info	Base Value	GOE	J1	J2	J3	J4	J5	J6	J7	J8	J9	Scores of Panel
1	3Lo+1T		5.50	-1.40	-2	-2	-1	-2	-2	-2	-2	-	-	4.10
2	3F	!	5.30	-2.10	-3	-3	-3	-3	-3	-3	-3	-	-	3.20
3	3Lo		5.10	-2.10	-3	-3	-3	-3	-3	-3	-3	-	-	3.00
4	3S+2T		5.70	0.00	0	0	0	0	0	0	0	-	-	5.70
5	2A		3.30	-0.50	-1	-1	-2	-1	-1	-1	-1	-	-	2.80
6	FSSp3		2.60	0.00	0	0	0	0	0	0	0	-	-	2.60
7	StSq2		2.60	-0.10	0	0	0	0	-1	-1	0	-	-	2.50
8	2F+2T	!	3.52 x	-0.30	-1	-1	0	-1	-1	-1	-1	-	-	3.22
9	FCCoSp2		2.50	0.50	1	1	1	1	0	1	1	-	-	3.00
10	1A+2T*+1Lo<<+REP	*	0.85 x	-0.52	-2	-3	-1	-3	-2	-3	-3	-	-	0.33
11	2Lz		2.31 x	0.00	0	0	0	0	-1	0	0	-	-	2.31
12	CCoSp2V		2.00	0.00	0	0	0	0	0	0	1	-	-	2.00
			41.28											34.76
Program Components			Factor											
Skating Skills			2.00	3.50	4.50	4.25	4.50	4.75	4.75	4.25	-	-	4.45	
Transitions / Linking Footwork / Movement			2.00	2.75	4.25	4.00	4.00	4.50	4.00	3.25	-	-	3.90	
Performance / Execution			2.00	3.25	4.25	4.00	4.25	4.50	4.50	4.00	-	-	4.20	
Choreography / Composition			2.00	3.50	4.75	3.50	4.25	4.75	4.50	3.50	-	-	4.10	
Interpretation			2.00	3.00	4.25	3.50	4.00	4.75	4.25	3.75	-	-	3.95	
Judges Total Program Component Score (factored)													41.20	
Deductions:			Falls:	-2.00										-2.00



Judges Details per Skater

Rank	Name				NOC	Starting Number				Total Segment Score	Total Element Score	Program Component Score (factored)			Total Deductions
13	Kornel WITKOWSKI				POL	4				57.15	25.85	37.30			-6.00
#	Executed Elements	Info	Base Value	GOE	J1	J2	J3	J4	J5	J6	J7	J8	J9	Scores of Panel	
1	3Lo<<	<<	1.80	-0.84	-2	-3	-3	-3	-2	-3	-3	-	-	0.96	
2	3T		4.30	-2.10	-3	-3	-3	-3	-3	-3	-3	-	-	2.20	
3	3T+2T		5.60	-2.10	-3	-3	-3	-3	-3	-3	-3	-	-	3.50	
4	FCCoSp1V		1.70	-0.36	0	-1	-2	-1	-1	-1	-2	-	-	1.34	
5	3S<	<	3.10	-2.10	-3	-3	-3	-3	-3	-3	-3	-	-	1.00	
6	3S<+REP	<	2.39 x	-2.10	-3	-3	-3	-3	-3	-3	-3	-	-	0.29	
7	2Lz+2Lo+1Lo		4.84 x	-0.48	-1	-1	-2	-2	-2	-1	-2	-	-	4.36	
8	FSSp3		2.60	0.00	0	0	-1	0	0	0	0	-	-	2.60	
9	StSq2		2.60	-0.30	0	0	-1	0	-1	-1	-1	-	-	2.30	
10	2A		3.63 x	-1.50	-3	-3	-3	-3	-3	-3	-3	-	-	2.13	
11	2A		3.63 x	-0.30	-1	-1	-2	0	0	0	-1	-	-	3.33	
12	CSSp1		1.90	-0.06	0	0	-1	0	-1	0	0	-	-	1.84	
38.09														25.85	
Program Components				Factor											
Skating Skills				2.00	3.50	3.50	3.50	4.25	4.75	4.75	2.75	-	-	-	3.90
Transitions / Linking Footwork / Movement				2.00	3.00	3.25	3.50	3.75	4.50	4.25	2.25	-	-	-	3.55
Performance / Execution				2.00	2.75	3.25	3.75	3.75	4.25	4.25	3.00	-	-	-	3.60
Choreography / Composition				2.00	3.50	3.75	3.50	4.25	4.75	4.75	2.75	-	-	-	3.95
Interpretation				2.00	3.00	3.75	3.25	4.00	4.75	4.25	3.00	-	-	-	3.65
Judges Total Program Component Score (factored)															37.30
Deductions:				Time violation: -1.00				Falls: -5.00							-6.00

Rank	Name				NOC	Starting Number				Total Segment Score	Total Element Score	Program Component Score (factored)			Total Deductions
14	Andrei TANASE				ROU	2				43.94	18.84	26.10			-1.00
#	Executed Elements	Info	Base Value	GOE	J1	J2	J3	J4	J5	J6	J7	J8	J9	Scores of Panel	
1	2A		3.30	-1.50	-3	-3	-3	-3	-3	-3	-3	-	-	1.80	
2	2F+1Lo<+2S	!	3.60	-0.60	-2	-1	-2	-2	-2	-2	-2	-	-	3.00	
3	2Lz+2T<<	<<	2.50	-0.84	-2	-3	-2	-3	-3	-3	-3	-	-	1.66	
4	2Lz+2T		3.40	-0.12	0	0	-2	0	-1	0	-1	-	-	3.28	
5	FCCoSp		0.00	0.00	-	-	-	-	-	-	-	-	-	0.00	
6	2F		1.90	-0.30	-1	-1	-2	-1	-1	-1	-1	-	-	1.60	
7	StSq1		1.80	-0.60	-2	-2	-2	-1	-2	-2	-2	-	-	1.20	
8	2Lo		1.98 x	-0.30	-1	-1	-1	-1	-1	-1	-1	-	-	1.68	
9	2S		1.43 x	-0.40	-2	-1	-2	-3	-2	-2	-2	-	-	1.03	
10	CCoSp1V		1.70	-0.72	-2	-2	-3	-3	-2	-3	-2	-	-	0.98	
11	1Lo		0.55 x	0.00	0	0	-1	0	0	0	0	-	-	0.55	
12	CSSp2		2.30	-0.24	-1	-1	-2	0	-1	-1	0	-	-	2.06	
24.46														18.84	
Program Components				Factor											
Skating Skills				2.00	2.75	3.00	2.00	3.50	3.00	3.00	2.25	-	-	-	2.80
Transitions / Linking Footwork / Movement				2.00	2.00	2.25	2.00	2.75	2.75	2.75	1.75	-	-	-	2.35
Performance / Execution				2.00	2.00	2.50	2.25	2.75	3.00	3.00	2.00	-	-	-	2.50
Choreography / Composition				2.00	3.00	3.00	2.00	3.00	3.25	3.00	1.50	-	-	-	2.80
Interpretation				2.00	2.25	2.50	2.25	3.00	3.00	3.00	1.50	-	-	-	2.60
Judges Total Program Component Score (factored)															26.10
Deductions:				Falls: -1.00											-1.00

LEGEND

- GOE** Grade of Execution **x** Credit for highlight distribution, base value multiplied by 1.1
- *** Invalid element
- <** Under-rotated jump



ISU Technical Panel and Panel of Judges

Technical Panel

Function	Name	
Technical Controller	Ms. Zanna KULIK	EST
Technical Specialist	Mr. Tunca UNLU	TUR
Assistant Technical Specialist	Mr. Artem KNYAZEV	UZB

Panel of Judges

Function	Name	
Referee	Ms. Senem AHISKAL	TUR
Judge No.1	Mr. Yury BALKOV	UKR
Judge No.2	Ms. Hanna THEN	POL
Judge No.3	Mr. Pekka LESKINEN	FIN
Judge No.4	Ms. Ece ESEN	TUR
Judge No.5	Ms. Alla SHEKHOVTSEVA	RUS
Judge No.6	Ms. Salome CHIGOGIDZE	GEO
Judge No.7	Ms. Mary CHAPMAN	GBR

Data / Replay Operators

Function	Name	
Data Operator	Mr. Cenap Mengü TUNCAY	TUR
Replay Operator	Mr. Dzianis SAROKIN	BLR



Segment Results

Rank	Name	NOC	Total Segment Score
1	Petr GUMENNIK	RUS	67.56
2	Daniel GRASSL	ITA	63.35
3	Basar OKTAR	TUR	62.20
4	Aleksandr SELEVKO	EST	55.03
5	Yakau ZENKO	BLR	54.08
6	Nika EGADZE	GEO	53.71
7	Luke DIGBY	GBR	49.32
8	Yan TKALICH	UKR	47.97
9	Adam SIAO HIM FA	FRA	44.19
10	Nikolaj MAJOROV	SWE	43.95
11	Alexander ZLATKOV	BUL	43.89
12	Simon FUKAS	SVK	42.84
13	Kornel WITKOWSKI	POL	41.16
14	Andrei TANASE	ROU	26.01



Ms. Senem AHISKAL, ISU
Referee



Ms. Zanna KULIK, ISU
Technical Controller



Judges Details per Skater

Rank	Name	NOC	Starting Number	Total Segment Score	Total Element Score	Program Component Score (factored)	Total Deductions								
1	Petr GUMENNIK	RUS	4	67.56	36.46	31.10	0.00								
#	Executed Elements	Info	Base Value	GOE	J1	J2	J3	J4	J5	J6	J7	J8	J9	Scores of Panel	
1	3Lz+3T		10.30	0.98	1	1	1	2	2	2	1	-	-	11.28	
2	CCoSp4		3.50	0.50	0	1	1	1	2	1	1	-	-	4.00	
3	FCSp4		3.20	0.30	1	0	-1	1	2	1	0	-	-	3.50	
4	3Lo		5.61 x	0.84	1	1	1	1	2	2	1	-	-	6.45	
5	2A		3.63 x	0.30	1	1	0	2	0	1	0	-	-	3.93	
6	StSq3		3.30	0.50	0	2	1	1	1	1	1	-	-	3.80	
7	CSSp4		3.00	0.50	1	1	1	1	2	1	1	-	-	3.50	
			32.54										36.46		
Program Components			Factor												
Skating Skills			1.00	6.50	6.25	4.75	5.50	6.50	6.75	5.75	-	-	-	-	6.10
Transitions / Linking Footwork / Movement			1.00	6.25	6.25	5.50	5.75	6.50	6.75	5.50	-	-	-	-	6.05
Performance / Execution			1.00	6.75	6.25	5.50	6.00	6.75	6.50	5.75	-	-	-	-	6.25
Choreography / Composition			1.00	7.00	6.50	5.50	5.50	7.00	6.75	6.00	-	-	-	-	6.35
Interpretation			1.00	6.75	6.75	5.50	5.75	6.75	6.50	6.00	-	-	-	-	6.35
Judges Total Program Component Score (factored)															31.10
Deductions:															0.00

Rank	Name	NOC	Starting Number	Total Segment Score	Total Element Score	Program Component Score (factored)	Total Deductions								
2	Daniel GRASSL	ITA	3	63.35	35.75	27.60	0.00								
#	Executed Elements	Info	Base Value	GOE	J1	J2	J3	J4	J5	J6	J7	J8	J9	Scores of Panel	
1	CSSp3		2.60	0.20	0	-1	0	0	1	1	1	-	-	2.80	
2	StSq3		3.30	0.50	1	1	0	1	1	1	1	-	-	3.80	
3	3Lz+3T		11.33 x	0.00	0	0	-1	0	0	0	0	-	-	11.33	
4	FCSp4		3.20	0.40	0	1	2	1	1	1	0	-	-	3.60	
5	3Lo		5.61 x	0.28	0	0	0	0	1	1	1	-	-	5.89	
6	2A		3.63 x	0.40	0	1	0	1	1	1	1	-	-	4.03	
7	CCoSp4		3.50	0.80	1	1	1	2	2	2	2	-	-	4.30	
			33.17										35.75		
Program Components			Factor												
Skating Skills			1.00	5.75	5.50	4.75	5.50	5.50	5.75	5.50	-	-	-	-	5.55
Transitions / Linking Footwork / Movement			1.00	5.25	5.50	5.00	5.25	5.50	5.50	5.25	-	-	-	-	5.35
Performance / Execution			1.00	5.75	5.50	5.25	5.00	5.75	5.75	6.25	-	-	-	-	5.60
Choreography / Composition			1.00	6.25	5.75	4.75	5.00	5.50	5.50	6.00	-	-	-	-	5.55
Interpretation			1.00	5.50	5.75	4.75	5.25	5.75	5.50	6.25	-	-	-	-	5.55
Judges Total Program Component Score (factored)															27.60
Deductions:															0.00



Judges Details per Skater

Rank	Name	NOC	Starting Number	Total Segment Score	Total Element Score	Program Component Score (factored)	Total Deductions								
3	Basar OKTAR	TUR	7	62.20	33.35	28.85	0.00								
#	Executed Elements	Info	Base Value	GOE	J1	J2	J3	J4	J5	J6	J7	J8	J9	Scores of Panel	
1	2A		3.30	0.30	0	0	1	1	1	0	1	-	-	3.60	
2	3Lz+3T		10.30	-0.56	-1	-1	-1	0	-1	0	-1	-	-	9.74	
3	FCSp4		3.20	0.20	0	0	1	2	1	0	0	-	-	3.40	
4	CCoSp4		3.50	0.00	0	0	-1	0	1	0	0	-	-	3.50	
5	StSq3		3.30	0.90	2	1	2	2	2	1	2	-	-	4.20	
6	3Lo		5.61 x	0.00	0	0	0	2	0	0	0	-	-	5.61	
7	CSSp4		3.00	0.30	1	0	0	1	1	0	1	-	-	3.30	
			32.21										33.35		
Program Components			Factor												
Skating Skills			1.00	6.25	5.25	5.50	5.75	6.25	5.75	5.50	-	-	-	-	5.75
Transitions / Linking Footwork / Movement			1.00	6.00	5.25	5.50	5.75	5.75	5.50	5.25	-	-	-	-	5.55
Performance / Execution			1.00	6.50	5.00	6.00	5.75	6.00	5.75	6.00	-	-	-	-	5.90
Choreography / Composition			1.00	6.25	5.50	5.50	6.00	5.75	5.75	5.75	-	-	-	-	5.75
Interpretation			1.00	6.25	5.25	5.75	6.25	6.00	5.50	6.00	-	-	-	-	5.90
Judges Total Program Component Score (factored)															28.85
Deductions:															0.00

Rank	Name	NOC	Starting Number	Total Segment Score	Total Element Score	Program Component Score (factored)	Total Deductions								
4	Aleksandr SELEVKO	EST	11	55.03	25.63	30.40	-1.00								
#	Executed Elements	Info	Base Value	GOE	J1	J2	J3	J4	J5	J6	J7	J8	J9	Scores of Panel	
1	2A		3.30	0.80	1	2	2	2	1	1	2	-	-	4.10	
2	3Lo		5.10	0.70	0	1	1	1	1	1	1	-	-	5.80	
3	CSSp4		3.00	0.50	1	1	1	1	1	1	1	-	-	3.50	
4	FCSp4		3.20	0.60	1	0	2	2	2	0	1	-	-	3.80	
5	1Lz*+3T<<	*	1.43 x	-0.60	-3	-3	-3	-3	-3	-3	-3	-	-	0.83	
6	StSq3		3.30	0.30	-1	0	1	0	1	1	1	-	-	3.60	
7	CCoSp4		3.50	0.50	1	1	0	1	2	0	2	-	-	4.00	
			22.83										25.63		
Program Components			Factor												
Skating Skills			1.00	5.50	6.00	6.00	6.25	6.50	6.00	6.00	-	-	-	-	6.05
Transitions / Linking Footwork / Movement			1.00	5.25	6.00	6.00	6.00	6.00	6.00	5.75	-	-	-	-	5.95
Performance / Execution			1.00	5.50	5.75	6.25	6.00	6.00	6.25	6.50	-	-	-	-	6.05
Choreography / Composition			1.00	5.75	6.00	6.00	6.25	6.25	6.25	6.00	-	-	-	-	6.10
Interpretation			1.00	5.50	6.50	6.25	6.25	6.25	6.25	6.25	-	-	-	-	6.25
Judges Total Program Component Score (factored)															30.40
Deductions:			Falls: -1.00												-1.00



Judges Details per Skater

Rank	Name	NOC	Starting Number	Total Segment Score	Total Element Score	Program Score (factored)	Total Component Score (factored)	Total Deductions							
5	Yakau ZENKO	BLR	6	54.08	27.88		26.20	0.00							
#	Executed Elements	Info	Base Value	GOE	J1	J2	J3	J4	J5	J6	J7	J8	J9	Scores of Panel	
1	3Lz+3T		10.30	0.42	1	1	2	0	0	0	1	-	-	10.72	
2	FCSp		0.00	0.00	-	-	-	-	-	-	-	-	-	0.00	
3	CCoSp4		3.50	0.00	1	0	0	0	0	0	0	-	-	3.50	
4	3Lo		5.61 x	-1.68	-2	-3	-2	-2	-2	-3	-3	-	-	3.93	
5	2A		3.63 x	-0.70	-1	-1	-2	-2	-1	-2	-1	-	-	2.93	
6	StSq3		3.30	0.50	1	0	1	1	1	1	1	-	-	3.80	
7	CSSp3		2.60	0.40	-1	1	1	1	1	0	1	-	-	3.00	
			28.94										27.88		
Program Components			Factor												
Skating Skills			1.00	5.25	5.00	5.75	5.25	5.50	5.75	4.75	-	-	-	-	5.35
Transitions / Linking Footwork / Movement			1.00	5.00	4.75	5.25	5.00	5.00	5.25	4.50	-	-	-	-	5.00
Performance / Execution			1.00	5.25	4.75	5.50	4.75	5.25	5.50	5.00	-	-	-	-	5.15
Choreography / Composition			1.00	5.50	5.00	5.50	5.50	5.50	5.75	5.25	-	-	-	-	5.45
Interpretation			1.00	5.00	5.25	6.00	5.00	5.50	5.50	5.00	-	-	-	-	5.25
Judges Total Program Component Score (factored)															26.20
Deductions:															0.00

Rank	Name	NOC	Starting Number	Total Segment Score	Total Element Score	Program Score (factored)	Total Component Score (factored)	Total Deductions							
6	Nika EGADZE	GEO	10	53.71	27.31		27.40	-1.00							
#	Executed Elements	Info	Base Value	GOE	J1	J2	J3	J4	J5	J6	J7	J8	J9	Scores of Panel	
1	2A		3.30	0.50	1	1	1	1	1	2	1	-	-	3.80	
2	CSSp4		3.00	0.20	0	0	-1	0	1	1	1	-	-	3.20	
3	StSq3		3.30	0.10	0	0	0	0	0	1	1	-	-	3.40	
4	3Lz+COMBO		6.60 x	-2.10	-3	-3	-3	-3	-3	-3	-3	-	-	4.50	
5	3Lo		5.61 x	0.70	1	1	1	1	1	2	1	-	-	6.31	
6	FCSp2		2.30	0.00	0	0	0	0	0	0	-1	-	-	2.30	
7	CCoSp4		3.50	0.30	-1	1	0	0	1	2	1	-	-	3.80	
			27.61										27.31		
Program Components			Factor												
Skating Skills			1.00	5.50	5.75	4.00	5.25	5.50	6.00	5.75	-	-	-	-	5.55
Transitions / Linking Footwork / Movement			1.00	5.25	5.00	4.50	5.25	5.25	5.75	5.50	-	-	-	-	5.25
Performance / Execution			1.00	5.25	5.50	4.25	5.50	5.25	5.75	6.00	-	-	-	-	5.45
Choreography / Composition			1.00	6.00	5.50	4.50	5.50	5.50	6.00	5.75	-	-	-	-	5.65
Interpretation			1.00	5.50	5.25	4.25	5.50	5.50	5.75	5.75	-	-	-	-	5.50
Judges Total Program Component Score (factored)															27.40
Deductions:			Falls: -1.00												-1.00



Judges Details per Skater

Rank	Name	NOC	Starting Number	Total Segment Score	Total Element Score	Program Score (factored)	Total Component Score (factored)	Total Deductions																
7	Luke DIGBY	GBR	9	49.32	24.77		24.55	0.00																
#	Executed Elements	Info	Base Value	GOE	J1	J2	J3	J4	J5	J6	J7	J8	J9	Scores of Panel										
1	2A		3.30	0.20	0	1	0	0	1	0	1	-	-	3.50										
2	3Lz+2T		7.30	0.00	0	0	1	0	0	0	0	-	-	7.30										
3	FCSp3		2.80	-0.12	0	0	-1	0	0	-1	-1	-	-	2.68										
4	3Lo		5.61	x -0.42	-1	0	0	1	-1	-2	-1	-	-	5.19										
5	CSSp3		2.60	0.00	0	0	0	0	0	0	1	-	-	2.60										
6	CCoSp1		2.00	0.00	0	0	1	0	-1	0	0	-	-	2.00										
7	StSqB		1.50	0.00	0	0	0	0	0	0	-1	-	-	1.50										
25.11														24.77										
Program Components														Factor										
Skating Skills														1.00	5.25	5.50	4.75	4.75	5.25	5.00	5.25	-	-	5.10
Transitions / Linking Footwork / Movement														1.00	4.50	5.00	4.75	4.50	4.75	4.75	5.00	-	-	4.75
Performance / Execution														1.00	4.75	5.25	4.50	4.50	5.00	4.75	5.50	-	-	4.85
Choreography / Composition														1.00	5.25	5.25	4.50	4.75	5.25	5.00	4.75	-	-	5.00
Interpretation														1.00	5.00	5.00	4.50	4.25	5.00	4.75	5.00	-	-	4.85
Judges Total Program Component Score (factored)																								24.55
Deductions:																								0.00

Rank	Name	NOC	Starting Number	Total Segment Score	Total Element Score	Program Score (factored)	Total Component Score (factored)	Total Deductions																
8	Yan TKALICH	UKR	12	47.97	21.97		26.00	0.00																
#	Executed Elements	Info	Base Value	GOE	J1	J2	J3	J4	J5	J6	J7	J8	J9	Scores of Panel										
1	3F+3T<	<	8.30	-1.26	-1	-2	-2	-2	-1	-2	-2	-	-	7.04										
2	3Lo<<<	<<<	1.80	-0.90	-3	-3	-3	-3	-3	-3	-3	-	-	0.90										
3	FCSp3		2.80	-0.12	0	0	0	0	-1	-1	-2	-	-	2.68										
4	2A		3.63	x 0.00	0	0	-1	1	0	0	0	-	-	3.63										
5	CSSp4		3.00	0.10	1	0	0	0	1	0	0	-	-	3.10										
6	StSq1		1.80	0.50	1	1	1	1	1	1	1	-	-	2.30										
7	CCoSp2		2.50	-0.18	0	0	-1	-1	-1	0	-1	-	-	2.32										
23.83														21.97										
Program Components														Factor										
Skating Skills														1.00	5.50	5.50	4.25	4.50	5.75	5.75	4.75	-	-	5.20
Transitions / Linking Footwork / Movement														1.00	5.50	5.00	3.50	4.50	5.75	5.50	4.75	-	-	5.05
Performance / Execution														1.00	5.25	5.00	3.75	4.75	6.00	5.75	5.00	-	-	5.15
Choreography / Composition														1.00	6.00	5.50	4.25	4.75	5.75	5.75	5.00	-	-	5.35
Interpretation														1.00	5.75	5.50	4.00	4.50	6.00	5.50	5.00	-	-	5.25
Judges Total Program Component Score (factored)																								26.00
Deductions:																								0.00



Judges Details per Skater

Rank	Name	NOC	Starting Number	Total Segment Score	Total Element Score	Program Score (factored)	Total Component Score (factored)	Total Deductions							
9	Adam SIAO HIM FA	FRA	13	44.19	20.34		23.85	0.00							
#	Executed Elements	Info	Base Value	GOE	J1	J2	J3	J4	J5	J6	J7	J8	J9	Scores of Panel	
1	3Lz+3T		10.30	-0.84	-1	-1	-1	-1	-1	-2	-2	-	-	9.46	
2	1Lo*	*	0.00	0.00	-	-	-	-	-	-	-	-	-	0.00	
3	StSq2		2.60	0.00	0	0	0	0	0	0	-1	-	-	2.60	
4	FCSp2		2.30	0.00	0	0	0	0	0	-1	0	-	-	2.30	
5	A*	*	0.00 x	0.00	-	-	-	-	-	-	-	-	-	0.00	
6	CCoSp4		3.50	0.00	0	0	0	0	1	0	0	-	-	3.50	
7	CSSp3		2.60	-0.12	-1	-1	-1	0	0	0	0	-	-	2.48	
			21.30										20.34		
Program Components			Factor												
Skating Skills			1.00	5.00	4.75	4.25	4.50	5.50	5.25	4.75	-	-	-	-	4.85
Transitions / Linking Footwork / Movement			1.00	4.50	4.75	4.00	4.25	5.25	5.00	4.25	-	-	-	-	4.55
Performance / Execution			1.00	4.50	4.50	4.25	4.50	5.25	5.50	5.00	-	-	-	-	4.75
Choreography / Composition			1.00	5.25	4.75	4.00	4.50	5.25	5.50	4.50	-	-	-	-	4.85
Interpretation			1.00	5.00	5.00	4.00	4.25	5.50	5.25	4.75	-	-	-	4.85	
Judges Total Program Component Score (factored)														23.85	
Deductions:														0.00	

Rank	Name	NOC	Starting Number	Total Segment Score	Total Element Score	Program Score (factored)	Total Component Score (factored)	Total Deductions							
10	Nikolaj MAJOROV	SWE	1	43.95	19.30		25.65	-1.00							
#	Executed Elements	Info	Base Value	GOE	J1	J2	J3	J4	J5	J6	J7	J8	J9	Scores of Panel	
1	3Lo		5.10	-1.40	-2	-2	-1	-2	-2	-2	-2	-	-	3.70	
2	3S+COMBO		4.40	-2.10	-3	-3	-3	-3	-3	-3	-3	-	-	2.30	
3	FCSp3		2.80	0.00	0	-1	0	0	0	0	0	-	-	2.80	
4	2A		3.30	-0.50	-1	-1	-1	-1	-1	-1	-1	-	-	2.80	
5	CCoSp3V		2.50	0.00	-1	0	0	0	0	0	0	-	-	2.50	
6	StSq2		2.60	0.30	1	1	1	1	0	1	0	-	-	2.90	
7	CSSp2		2.30	0.00	0	0	0	0	0	0	0	-	-	2.30	
			23.00										19.30		
Program Components			Factor												
Skating Skills			1.00	5.50	5.00	5.25	5.25	5.50	5.25	5.00	-	-	-	-	5.25
Transitions / Linking Footwork / Movement			1.00	5.25	5.25	5.00	4.75	5.25	4.75	4.50	-	-	-	-	5.00
Performance / Execution			1.00	5.75	4.75	5.00	4.50	5.00	4.75	5.25	-	-	-	-	4.95
Choreography / Composition			1.00	5.75	5.00	5.25	5.00	5.50	5.25	5.00	-	-	-	-	5.20
Interpretation			1.00	5.25	5.25	5.25	5.25	5.25	5.00	5.25	-	-	-	-	5.25
Judges Total Program Component Score (factored)														25.65	
Deductions:			Falls:	-1.00									-1.00		



Judges Details per Skater

Rank	Name	NOC	Starting Number	Total Segment Score	Total Element Score	Program Score (factored)	Total Component Score (factored)	Total Deductions						
11	Alexander ZLATKOV	BUL	14	43.89	20.19		23.70	0.00						
#	Executed Elements	Info	Base Value	GOE	J1	J2	J3	J4	J5	J6	J7	J8	J9	Scores of Panel
1	2Lz<<+COMBO	<<	0.60	-0.30	-3	-3	-3	-3	-3	-3	-3	-	-	0.30
2	3Lo		5.10	0.14	0	0	1	1	1	-2	-1	-	-	5.24
3	FCSp2		2.30	0.10	0	0	2	1	0	0	0	-	-	2.40
4	2A		3.63	x 0.00	0	0	-1	0	0	0	0	-	-	3.63
5	CSSp4		3.00	-0.18	-1	0	0	0	-1	-1	-1	-	-	2.82
6	StSq2		2.60	0.10	0	1	2	0	0	0	-1	-	-	2.70
7	CCoSp3		3.00	0.10	1	0	0	0	1	0	0	-	-	3.10
			20.23										20.19	
Program Components			Factor											
Skating Skills			1.00	5.25	5.50	3.75	4.50	4.75	4.75	4.75	4.75	-	-	4.80
Transitions / Linking Footwork / Movement			1.00	4.75	5.00	4.50	4.75	4.50	4.50	4.50	4.50	-	-	4.60
Performance / Execution			1.00	5.00	5.00	4.75	4.25	4.75	4.50	5.00	-	-	4.80	
Choreography / Composition			1.00	5.50	5.00	5.00	4.50	5.00	4.75	4.75	-	-	4.90	
Interpretation			1.00	5.25	5.00	4.50	4.25	4.75	4.25	4.50	-	-	4.60	
Judges Total Program Component Score (factored)														23.70
Deductions:														0.00

Rank	Name	NOC	Starting Number	Total Segment Score	Total Element Score	Program Score (factored)	Total Component Score (factored)	Total Deductions						
12	Simon FUKAS	SVK	8	42.84	17.24		25.60	0.00						
#	Executed Elements	Info	Base Value	GOE	J1	J2	J3	J4	J5	J6	J7	J8	J9	Scores of Panel
1	2A		3.30	0.00	0	0	0	0	0	0	0	-	-	3.30
2	CCoSpBV		1.50	0.00	0	0	0	0	0	0	1	-	-	1.50
3	StSq2		2.60	0.30	1	1	1	1	0	0	0	-	-	2.90
4	3T<<+2T	<<	2.86	x -0.60	-3	-3	-3	-3	-3	-3	-3	-	-	2.26
5	2Lo		1.98	x 0.12	0	0	1	1	0	1	0	-	-	2.10
6	FCSp2		2.30	0.00	0	0	1	0	0	0	0	-	-	2.30
7	CSSp4		3.00	-0.12	-1	0	-2	0	0	0	-1	-	-	2.88
			17.54										17.24	
Program Components			Factor											
Skating Skills			1.00	5.50	5.00	5.00	5.25	5.50	5.25	4.50	-	-	5.20	
Transitions / Linking Footwork / Movement			1.00	5.00	4.75	5.00	4.75	5.00	4.75	4.25	-	-	4.85	
Performance / Execution			1.00	5.50	5.00	4.75	5.25	5.25	5.25	4.75	-	-	5.10	
Choreography / Composition			1.00	5.75	5.25	4.75	5.25	5.25	5.25	5.00	-	-	5.20	
Interpretation			1.00	5.25	5.50	4.50	5.50	5.50	5.00	5.00	-	-	5.25	
Judges Total Program Component Score (factored)														25.60
Deductions:														0.00



Judges Details per Skater

Rank	Name	NOC	Starting Number	Total Segment Score	Total Element Score	Program Score (factored)	Total Component Score (factored)	Total Deductions							
13	Kornel WITKOWSKI	POL	2	41.16	19.91		21.25	0.00							
#	Executed Elements	Info	Base Value	GOE	J1	J2	J3	J4	J5	J6	J7	J8	J9	Scores of Panel	
1	FCSp1		1.90	-0.12	0	0	-1	0	-1	-1	0	-	-	1.78	
2	3T+2T		5.60	0.00	0	0	0	0	0	0	-1	-	-	5.60	
3	3Lo<	<	3.60	-1.96	-2	-3	-3	-2	-3	-3	-3	-	-	1.64	
4	2A		3.63	x 0.20	1	0	-1	1	0	1	0	-	-	3.83	
5	CSSp4		3.00	-0.18	-1	-1	-1	-1	0	0	0	-	-	2.82	
6	StSq2		2.60	0.00	0	0	-2	0	0	0	0	-	-	2.60	
7	CCoSp2V		2.00	-0.36	-1	-1	-1	-2	-2	-1	-1	-	-	1.64	
			22.33										19.91		
Program Components			Factor												
Skating Skills			1.00	4.75	4.25	3.25	4.50	4.50	4.75	4.00	-	-	-	-	4.40
Transitions / Linking Footwork / Movement			1.00	4.25	4.25	3.50	4.75	4.25	4.25	3.75	-	-	-	-	4.15
Performance / Execution			1.00	4.50	4.00	3.00	4.50	4.00	4.50	3.50	-	-	-	-	4.10
Choreography / Composition			1.00	5.00	4.50	3.50	5.00	4.25	4.50	3.75	-	-	-	-	4.40
Interpretation			1.00	4.25	4.25	3.25	4.75	4.50	4.50	3.50	-	-	-	4.20	
Judges Total Program Component Score (factored)														21.25	
Deductions:														0.00	

Rank	Name	NOC	Starting Number	Total Segment Score	Total Element Score	Program Score (factored)	Total Component Score (factored)	Total Deductions							
14	Andrei TANASE	ROU	5	26.01	10.86		15.15	0.00							
#	Executed Elements	Info	Base Value	GOE	J1	J2	J3	J4	J5	J6	J7	J8	J9	Scores of Panel	
1	2A		3.30	-1.10	-3	-2	-2	-3	-2	-2	-2	-	-	2.20	
2	2Lz+2T*	*	2.10	-0.90	-3	-3	-3	-3	-3	-3	-3	-	-	1.20	
3	StSqB		1.50	-0.48	0	-1	-2	-2	-2	-1	-2	-	-	1.02	
4	CCoSp1		2.00	-0.72	-2	-2	-3	-3	-2	-2	-3	-	-	1.28	
5	2Lo		1.98	x -0.24	0	0	-1	-1	-1	-2	-1	-	-	1.74	
6	CSSp2		2.30	-0.30	0	-1	-2	-1	-1	-1	-1	-	-	2.00	
7	FCSp1		1.90	-0.48	-1	-2	-2	-1	-2	-1	-2	-	-	1.42	
			15.08										10.86		
Program Components			Factor												
Skating Skills			1.00	4.00	3.75	1.75	3.25	3.00	3.25	3.00	-	-	-	-	3.25
Transitions / Linking Footwork / Movement			1.00	3.25	3.50	2.00	2.75	3.25	3.00	2.25	-	-	-	-	2.90
Performance / Execution			1.00	3.25	3.50	2.00	3.50	3.00	3.00	2.50	-	-	-	-	3.05
Choreography / Composition			1.00	3.75	3.50	2.00	3.50	3.25	3.25	2.00	-	-	-	-	3.10
Interpretation			1.00	3.00	3.50	1.75	3.00	3.25	3.00	2.00	-	-	-	-	2.85
Judges Total Program Component Score (factored)														15.15	
Deductions:														0.00	

LEGEND

- GOE Grade of Execution x Credit for highlight distribution, base value multiplied by 1.1
 * Invalid element
 < Under-rotated jump



**EUROPEAN
YOUTH
OLYMPIC
FESTIVAL**



Results Book



ICE HOCKEY

7	Ice Hockey	273
7.1	Table of Contents	274
7.2	Competition Schedule Boys	275
7.3	Tournament Progress - Preliminary Round Boys	276
7.4	Team Statistics Boys	277
7.5	Boys'	278
7.5.1	Finals	279
7.5.1.1	Game Summary BLR - RUS	279
7.5.1.2	Game Summary FRA - SVK	282
7.5.2	Semi-final	285
7.5.2.1	Game Summary BLR - FRA	285
7.5.2.2	Game Summary RUS - SVK	288
7.5.3	Preliminary Round - Group A	292
7.5.3.1	Game Summary TUR - RUS	292
7.5.3.2	Game Summary RUS - FRA	297
7.5.3.3	Game Summary FRA - TUR	301
7.5.4	Preliminary Round - Group B	305
7.5.4.1	Game Summary SVK - BLR	305

Schedule

EYOF 2017 ICE HOCKEY

Home Team: All




Away Team: All

Date	Time	Home	Score	Away
13.02.2017	15:00	Turkey 	0 : 42	Russian Federation 
14.02.2017	15:00	Russian Federation 	9 : 0	France 
14.02.2017	18:30	Slovakia 	1 : 3	Belarus 
15.02.2017	15:00	France 	10 : 0	Turkey 
16.02.2017	15:00	Belarus 	2 : 1	France 
16.02.2017	18:30	Russian Federation 	4 : 2	Slovakia 
17.02.2017	13:00	France 	2 : 3	Slovakia 
17.02.2017	16:30	Russian Federation 	7 : 1	Belarus 



Standings

Regulation A

	Team	GP	W	L	OTW	OTL	GF	GA	GD	PTS
1	 Russian Federation	2	2	0	0	0	51	0	+51	6
2	 France	2	1	1	0	0	10	9	+1	3
3	 Turkey	2	0	2	0	0	0	52	-52	0

Show Legend

Regulation B






	Team	GP	W	L	OTW	OTL	GF	GA	GD	PTS
1	 Belarus	1	1	0	0	0	3	1	+2	3
2	 Slovakia	1	0	1	0	0	1	3	-2	0

Show Legend





Team Stats

EYOF 2017 ICE HOCKEY






Powerplay

	Team	GP	ADV	PPGF	SHGA	PP% ▼
1	 RUS	4	26	10	0	38.5
2	 FRA	4	21	3	0	14.3
3	 SVK	3	18	2	0	11.1
3	 BLR	3	18	2	0	11.1
5	 TUR	2	8	0	3	0.0

Penalty Killing

	Team	GP	DVG	PPGA	SHGF	PK% ▼
1	 RUS	4	23	1	2	95.7
2	 SVK	3	16	2	0	87.5
3	 FRA	4	21	3	1	85.7
4	 BLR	3	18	5	0	72.2
5	 TUR	2	13	6	0	53.9

Fairplay

	Team	GP	Minor	Major	Misc	GA-MI	Match	PIM/G	PIM ▲
1	 TUR	2	13	0	0	0	0	13	26
2	 FRA	4	24	0	0	0	0	12	48
3	 SVK	3	18	0	1	0	0	16.7	50
4	 BLR	3	21	0	1	0	0	17.3	52
5	 RUS	4	27	0	0	0	0	13.5	54



**EUROPEAN
YOUTH
OLYMPIC
FESTIVAL**



Results Book




ICE HOCKEY

Boys'



END OF GAME



RUS 7

1 BLR



	1	2	3	OT
Score	2:1	1:0	4:0	0:0
SOG	13:6	20:8	15:9	0:0

Scheduled Date **17.02.17**

Scheduled Time **16:30**

Location **Erzurum**

Attendance **1400**

Referee 1 **KRCELIC Vedran**

Referee 2 **KINCSES Gergely**

Linesman 1 **TICHON Gil**

Linesman 2 **AYGUN Murat**

Head Coach RUS **FILATOV Vladimir**

Head Coach BLR **MAGDEEV Vladimir**

TEAM STATS

	RUS	BLR
PIM	14	16
Shots on Goal	48	23
Time Leading	58:02	00:00
Time Tied	01:58	01:58
Time Trailing	00:00	58:02

GOALS

Per	Time	Score	GS	Team	Scored by	Assist by	Assist 2 by	On Ice Home	On Ice Away	
1	01:58	1:0	EQ	RUS	Safonov I. (24)	Podkolzin V. (19)		24,19,7,5,10,1	18,21,19,7,24,1	
1	08:32	2:0	GWG	PP1	RUS	Guskov M. (21)	Zinovyev D. (23)	21,23,11,3,8,1	18,14,4,15,1	
1	17:31	2:1		PP1	BLR	Salauyou I. (8)	Azhgirei P. (12)	23,3,21,8,1	8,12,13,14,10,1	
2	20:53	3:1		PP2	RUS	Zinovyev D. (23)	Kniazev A. (8)	23,8,11,21,3,1	14,2,3,1	
3	42:16	4:1		EQ	RUS	Podkolzin V. (19)	Likhachev I. (10)	Safonov I. (24)	19,10,24,7,8,1	3,19,10,14,15,1
3	45:04	5:1		PP1	RUS	Burenov N. (4)	Podkolzin V. (19)	Likhachev I. (10)	4,19,10,24,8,1	14,2,6,10,1
3	45:51	6:1		EQ	RUS	Tsyplakov A. (22)	Serdyuk E. (18)		22,18,3,15,2,1	13,19,24,7,3,25
3	58:27	7:1		EQ	RUS	Chernyi A. (11)	Zinovyev D. (23)		11,23,16,5,2,1	6,2,16,22,10,25

PENALTIES

Per	Time	Team	Player	Served by	PIM	Offence
1	07:27	BLR	Miazheinkau Kiryl (10)		02:00	TRIP
1	09:46	RUS	Tsyplakov Aleksei (22)		02:00	TOO-M
1	17:26	RUS	Burenov Nikolai (4)		02:00	TRIP
1	19:22	BLR	Kavaliou Mikhail (6)		02:00	TRIP
2	20:00	BLR	Salauyou Ilya (8)		02:00	BOARD
2	24:13	BLR	Ihnatau Kiryl (16)		02:00	HOOK
2	29:44	RUS	Guskov Matvey (21)		02:00	INTRF
2	30:27	BLR	Masilevich Viktar (13)		02:00	CROSS
2	31:59	BLR	Azhgirei Pavel (12)		02:00	CHARG
2	35:34	RUS	Arbuzov Egor (5)		02:00	CROSS
2	36:20	RUS	Kniazev Artemii (8)		02:00	SLASH
3	44:33	BLR	Dzianisau Pavel (7)		02:00	HI-ST
3	46:55	RUS	Gutik Daniil (28)		02:00	ROUGH
3	46:55	BLR	Kavaliou Mikhail (6)		02:00	ROUGH
3	51:12	RUS	Ianevskii Sergei (2)		02:00	TRIP

FIELD PLAYERS

RUS

BLR

#	Player	Pos	G	A	P	+/-	PIM	SOG
2	Ianevskii Sergei	LD	0	0	0	2	2	3
3	Tiuvilin Dmitrii	RD	0	0	0	1	0	2
4	Burenov Nikolai	RD	1	0	1	0	2	4
5	Arbuzov Egor	LD	0	0	0	2	2	0
7	Stikhanovskiy Mikhail	RD	0	0	0	2	0	2
8	Kniazev Artemii	LD	0	1	1	1	2	2
10	Likhachev Iaroslav	LF	0	2	2	2	0	3
11	Chernyi Aleksandr	LF	1	0	1	1	0	2
15	Gordin Aleksandr	LF	0	0	0	1	0	1
16	Nikolaev Ilya	C	0	0	0	1	0	5
18	Serdyuk Egor	RF	0	1	1	1	0	3
19	Podkolzin Vasily	RF	1	2	3	2	0	5
21	Guskov Matvey	C	1	0	1	0	2	4
22	Tsyplakov Aleksei	C	1	0	1	1	0	4
23	Zinovyev Danil	RF	1	2	3	1	0	4
24	Safonov Ilya	C	1	1	2	2	0	3
28	Gutik Daniil	LF	0	0	0	0	2	1
#	Player	Pos	G	A	P	+/-	PIM	SOG
2	Shchochyn Vadzim	RD	0	0	0	-1	0	1

#	Player	Pos	G	A	P	+/-	PIM	SOG
3	Leushunou Kiryl	LD	0	0	0	-2	0	1
4	Barkouski Uladzislau	RD	0	0	0	0	0	0
6	Kavaliou Mikhail	LD	0	0	0	-1	4	1
7	Dzianisau Pavel	RD	0	0	0	-2	2	2
8	Salauyou Ilya	LD	1	0	1	0	2	3
10	Miazheinikau Kiryl	RF	0	0	0	-2	2	4
12	Azhgirei Pavel	LF	0	1	1	0	2	1
13	Masilevich Viktar	LF	0	0	0	-1	2	3
14	Pyshkaila Mikita	C	0	0	0	-1	0	1
15	Krylovich Ilya	LF	0	0	0	-1	0	0
16	Ihnatau Kiryl	C	0	0	0	-1	2	0
17	Kurylovich Matsvei	C	0	0	0	0	0	2
18	Koliachonok Uladzislau	LD	0	0	0	-1	0	0
19	Katsialouski Aliaksei	C	0	0	0	-3	0	0
21	Fiadosau Kiryl	RF	0	0	0	-1	0	1
22	Puseu Ivan	LF	0	0	0	-1	0	0
24	Niakrasau Ivan	RF	0	0	0	-2	0	3

GOALKEEPERS

RUS

BLR

#	Player	SA	GA	GAA	Saves	Save %
1	Chechelev Daniil	23	1	1,00	22	95,7
30	Zarubin Artem	0	0	0,00	0	0

#	Player	SA	GA	GAA	Saves	Save %
1	Andreyeu Kiryl	38	5	6,66	33	86,8
25	Talapila Mikita	10	2	8,04	8	80,0

GOALKEEPER CHANGES

Per	Time	Team	Player	
1	00:00	RUS	Chechelev Daniil (1)	▲ on
1	00:00	BLR	Andreyeu Kiryl (1)	▲ on
3	45:04	BLR	Andreyeu Kiryl (1)	▼ off
3	45:04	BLR	Talapila Mikita (25)	▲ on
3	60:00	RUS	Chechelev Daniil (1)	▼ off
3	60:00	BLR	Talapila Mikita (25)	▼ off



FINAL


FRA 2
3 SVK


	1	2	3	OT
Score	0:1	0:1	2:1	0:0
SOG	9:21	17:9	10:13	0:0

 Scheduled Date **17.02.17**

 Scheduled Time **13:00**

 Location **Erzurum**

 Attendance **100**

 Referee 1 **CUCU Murat**

 Referee 2 **VAS Matyas**

 Linesman 1 **ASLANBEY Berkay**

 Linesman 2 **BERGER Akos**

 Head Coach FRA **GUIBET Romain**

 Head Coach SVK **ČACHO Viliam**
TEAM STATS

	FRA	SVK
PIM	8	10
Shots on Goal	36	43
Time Leading	00:00	52:38
Time Tied	07:22	07:22
Time Trailing	52:38	00:00

GOALS

Per	Time	Score	GS	Team	Scored by	Assist by	Assist 2 by	On Ice Home	On Ice Away
1	07:22	0:1	PP1	SVK	Hudec S. (19)	Okuliar O. (8)	Fasko - Rudas M. (7)	11,10,2,12,1	19,8,7,25,12,2
2	36:21	0:2	EQ	SVK	Pauliny A. (16)			14,11,18,7,8,1	16,27,4,11,2
3	57:21	1:2	EQ	FRA	Gallet J. (18)			18,22,2,21,4,1	4,21,16,11,6,2
3	58:08	1:3	GWG	EQ	SVK	Pauliny A. (16)	Melcher P. (21)	14,19,11,10,7,1	16,21,11,25,17,2
3	59:04	2:3	PP2	FRA	Bruche B. (16)	Gallet J. (18)		16,18,2,21,8,22	27,25,16,2

PENALTIES

Per	Time	Team	Player	Served by	PIM	Offence
1	06:09	FRA	Zago Bastien (21)		02:00	BOARD
1	09:12	FRA	Gallet Jules (18)		02:00	ROUGH

Per	Time	Team	Player	Served by	PIM	Offence
2	27:04	FRA	Couturier Baptiste (17)		02:00	TRIP
2	35:59	SVK	Dzugan Robert (14)		04:00	TRIP
3	46:28	FRA	Rabl Robin (13)		02:00	HOOK
3	49:51	SVK	Pauliny Adam (16)		02:00	ROUGH
3	58:21	SVK	Kovacik Kristian (12)		02:00	DELAY
3	58:49	SVK	Fasko - Rudas Martin (7)		02:00	HOLD

FIELD PLAYERS							FRA	SVK
---------------	--	--	--	--	--	--	-----	-----

#	Player	Pos	G	A	P	+/-	PIM	SOG
2	Salve Yoan	LD	0	0	0	1	0	1
4	Andraud Evan	LD	0	0	0	1	0	2
5	Palat Andrea	RD	0	0	0	0	0	0
7	Coulaud Yohan	RD	0	0	0	-2	0	0
8	Chautant Lucas	LF	0	0	0	-1	0	2
9	Coffy Valentin	RD	0	0	0	0	0	0
10	Joubert Paul	C	0	0	0	-1	0	5
11	Plagnat Antonin	LF	0	0	0	-2	0	6
12	Plaquevent Nicolas	LD	0	0	0	0	0	0
13	Rabl Robin	LF	0	0	0	0	2	2
14	Bourillon Matis	LD	0	0	0	-2	0	0
15	Vitou Louis	RF	0	0	0	0	0	0
16	Bruche Baptiste	RF	1	0	1	0	0	4
17	Couturier Baptiste	RF	0	0	0	0	2	1
18	Gallet Jules	RF	1	1	2	0	2	7
19	Rousseau Samuel	C	0	0	0	-1	0	1
21	Zago Bastien	LF	0	0	0	1	2	3
22	Leprieult Elias	C	0	0	0	1	0	2

#	Player	Pos	G	A	P	+/-	PIM	SOG
4	Kobolka Adam	LD	0	0	0	0	0	3
5	Zekucia Alexander	RD	0	0	0	0	0	3
6	Turan Oliver	LD	0	0	0	-1	0	5
7	Fasko - Rudas Martin	RF	0	1	1	0	2	1
8	Okuliar Oliver	LF	0	1	1	0	0	1
9	Hvizdos Alexander	C	0	0	0	0	0	2
11	Minko Oliver	C	0	0	0	1	0	2
12	Kovacik Kristian	C	0	0	0	0	2	1
14	Dzugan Robert	LF	0	0	0	0	4	6
15	Hryzak Ivan	C	0	0	0	0	0	2

#	Player	Pos	G	A	P	+/-	PIM	SOG
16	Pauliny Adam	RF	2	0	2	1	2	3
17	Vitalos Martin	LF	0	0	0	1	0	1
19	Hudec Sebastian	RD	1	0	1	0	0	1
21	Melcher Peter	LF	0	1	1	0	0	6
25	Ilencik Matej	LD	0	0	0	1	0	3
26	Sarvas Jan	RF	0	0	0	0	0	0
27	Dlugos Marcel	RD	0	0	0	1	0	3
28	Seliga Dominik	RF	0	0	0	0	0	0

GOALKEEPERS							FRA	SVK
#	Player	SA	GA	GAA	Saves	Save %		
1	Duquenne Valentin	43	3	3,05	40	93,0		
25	Heduit Dorian	0	0	0,00	0	0		
#	Player	SA	GA	GAA	Saves	Save %		
1	Vojvoda Michal	0	0	0,00	0	0		
2	Batory Matej	36	2	2,00	34	94,4		

GOALKEEPER CHANGES						
Per	Time	Team	Player			
1	00:00	FRA	Duquenne Valentin (1)	▲	on	
1	00:00	SVK	Batory Matej (2)	▲	on	
3	58:39	FRA	Duquenne Valentin (1)	▼	off	
3	59:04	FRA	Duquenne Valentin (1)	▲	on	
3	59:23	FRA	Duquenne Valentin (1)	▼	off	
3	60:00	SVK	Batory Matej (2)	▼	off	





END OF GAME



BLR 2 1 FRA



	1	2	3	OT
Score	1:0	1:1	0:0	0:0
SOG	12:10	13:12	13:6	0:0

Scheduled Date **16.02.17**

Scheduled Time **15:00**

Location **Erzurum**

Attendance **300**

Referee 1 **KINCSES Gergely**

Referee 2 **VAS Matyas**

Linesman 1 **ASLANBEY Berkay**

Linesman 2 **TICHON Gil**

Head Coach BLR **MAGDEEV Vladimir**

Head Coach FRA **GUIBET Romain**

TEAM STATS

	BLR	FRA
PIM	26	12
Shots on Goal	38	28
Time Leading	55:44	00:00
Time Tied	04:16	04:16
Time Trailing	00:00	55:44

GOALS

Per	Time	Score	GS	Team	Scored by	Assist		On Ice Home	On Ice Away
						Assist by	2 by		
1	04:16	1:0	EQ	BLR	Katsialouski A. (19)	Niakrasau I. (24)		19,24,8,22,3,25	21,5,4,18,22,1
2	27:48	2:0	GWG	BLR	Pyshkaila M. (14)	Niakrasau I. (24)		14,24,2,22,7,25	12,10,19,21,2,1
2	29:47	2:1	PP2	FRA	Bourillon M. (14)	Coulaud Y. (7)		18,12,6,25	7,18,8,19,14,1

PENALTIES

Per	Time	Team	Player	Served by	PIM	Offence
1	09:31	BLR	Shchochyn Vadzim (2)		02:00	HOLD
1	11:43	BLR	Ihnatau Kiryl (16)		02:00	TOO-M
1	17:31	BLR	Puseu Ivan (22)		02:00	ROUGH
1	17:31	BLR	Puseu Ivan (22)		02:00	UN-SP
1	17:31	BLR	Azhgirei Pavel (12)		10:00	MISC
1	17:31	FRA	Gallet Jules (18)		02:00	ROUGH

Per	Time	Team	Player	Served by	PIM	Offence
2	22:59	FRA	Rousseau Samuel (19)		02:00	HOOK
2	25:19	FRA	Rousseau Samuel (19)		02:00	TRIP
2	28:56	BLR	Leushunou Kiryl (3)		02:00	TRIP
2	28:56	BLR	Fiadosau Kiryl (21)		02:00	HOOK
2	31:20	FRA	Couturier Baptiste (17)		02:00	INTRF
2	36:02	FRA	Andraud Evan (4)		02:00	CLIP
3	55:46	BLR	Koliachonok Uladzislau (18)		02:00	HI-ST
3	58:12	FRA	Coulaud Yohan (7)		02:00	HOLD
3	59:34	BLR	Pyshkaila Mikita (14)		02:00	HOLD

FIELD PLAYERS								BLR	FRA
#	Player	Pos	G	A	P	+/-	PIM	SOG	
2	Shchochyn Vadzim	RD	0	0	0	1	2	2	
3	Leushunou Kiryl	RD	0	0	0	1	2	1	
4	Barkouski Uladzislau	LD	0	0	0	0	0	3	
6	Kavaliou Mikhail	LD	0	0	0	0	0	2	
7	Dzianisau Pavel	RD	0	0	0	1	0	2	
8	Salauyou Ilya	LD	0	0	0	1	0	5	
10	Miazheinikau Kiryl	RF	0	0	0	0	0	3	
12	Azhgirei Pavel	LF	0	0	0	0	10	3	
13	Masilevich Viktor	LF	0	0	0	0	0	4	
14	Pyshkaila Mikita	C	1	0	1	1	2	1	
15	Krylovich Ilya	LF	0	0	0	0	0	1	
16	Ihnatau Kiryl	C	0	0	0	0	0	0	
17	Kurylovich Matsvei	C	0	0	0	0	0	0	
18	Koliachonok Uladzislau	LD	0	0	0	0	2	4	
19	Katsialouski Aliaksei	C	1	0	1	1	0	2	
21	Fiadosau Kiryl	RF	0	0	0	0	2	1	
22	Puseu Ivan	LF	0	0	0	2	4	2	
24	Niakrasau Ivan	RF	0	2	2	2	0	2	

#	Player	Pos	G	A	P	+/-	PIM	SOG
2	Salve Yoan	LD	0	0	0	-1	0	1
4	Andraud Evan	LD	0	0	0	-1	2	0
5	Palat Andrea	RD	0	0	0	-1	0	0
7	Coulaud Yohan	RD	0	1	1	0	2	2
8	Chautant Lucas	LF	0	0	0	0	0	2
9	Coffy Valentin	RD	0	0	0	0	0	0
10	Joubert Paul	C	0	0	0	-1	0	2

#	Player	Pos	G	A	P	+/-	PIM	SOG
11	Plagnat Antonin	LF	0	0	0	0	0	2
12	Plaquevent Nicolas	RD	0	0	0	-1	0	0
13	Rabl Robin	LF	0	0	0	0	0	1
14	Bourillon Matis	LD	1	0	1	0	0	1
15	Vitou Louis	RF	0	0	0	0	0	0
16	Bruche Baptiste	RF	0	0	0	0	0	5
17	Couturier Baptiste	RF	0	0	0	0	2	1
18	Gallet Jules	RF	0	0	0	-1	2	7
19	Rousseau Samuel	C	0	0	0	-1	4	3
21	Zago Bastien	LF	0	0	0	-2	0	0
22	Leprieult Elias	C	0	0	0	-1	0	1

GOALKEEPERS							BLR	FRA
#	Player	SA	GA	GAA	Saves	Save %		
1	Andreyeu Kiryl	0	0	0.00	0	0		
25	Talapila Mikita	28	1	1.00	27	96.4		


#	Player	SA	GA	GAA	Saves	Save %		
1	Duquenne Valentin	38	2	2.01	36	94.7		
25	Heduit Dorian	0	0	0.00	0	0		

GOALKEEPER CHANGES						
Per	Time	Team	Player			
1	00:00	BLR	Talapila Mikita (25)	▲	on	
1	00:00	FRA	Duquenne Valentin (1)	▲	on	
3	59:34	FRA	Duquenne Valentin (1)	▼	off	
3	60:00	BLR	Talapila Mikita (25)	▼	off	





FINAL



RUS 4

2 SVK



	1	2	3	OT
Score	1:1	2:0	1:1	0:0
SOG	9:12	10:9	16:6	0:0

Scheduled Date **16.02.17**

Scheduled Time **18:30**

Location **Erzurum**

Attendance **600**

Referee 1 **KRCELIC Vedran**

Referee 2 **CUCU Murat**

Linesman 1 **AYGUN Ferhat**

Linesman 2 **AYGUN Murat**

Head Coach RUS **FILATOV Vladimir**

Head Coach SVK **ČACHO Viliam**

TEAM STATS

	RUS	SVK
PIM	22	24
Shots on Goal	35	27
Time Leading	32:25	00:00
Time Tied	27:35	27:35
Time Trailing	00:00	32:25

GOALS

Per	Time	Score	GS	Team	Scored by	Assist 2		On Ice Home	On Ice Away
						Assist by	by		
1	04:22	1:0	EQ	RUS	Likhachev I. (10)	Zinovyev D. (23)		10,23,5,22,7,1	17,26,5,15,6,2
1	04:51	1:1	EQ	SVK	Sarvas J. (26)	Hvizdos A. (9)		19,22,7,5,10,1	26,9,14,19,27,2
2	28:04	2:1	EQ	RUS	Safonov I. (24)	Likhachev I. (10)	Tiuvilin D. (3)	24,3,19,8,10,1	9,5,14,7,6,2
2	28:45	3:1	GWG	EQ	RUS	Chernyi A. (11)	Guskov M. (21)	11,21,23,4,2,1	8,7,19,25,17,2
3	40:33	4:1	EQ	RUS	Tiuvilin D. (3)	Zinovyev D. (23)	Chernyi A. (11)	3,23,11,2,1	1
3	58:49	4:2	EQ	SVK	Okuliar O. (8)	Kovacik K. (12)		2,3,15,28,22,1	8,12,7,25,2,1

PENALTIES

Per	Time	Team	Player	Served by	PIM	Offence
1	05:08	SVK	Okuliar Oliver (8)		02:00	TRIP
1	13:59	RUS	Arbuzov Egor (5)		02:00	SLASH
1	15:04	RUS	Gutik Daniil (28)		02:00	BOARD
1	19:21	RUS	Arbuzov Egor (5)		02:00	SLASH
2	22:04	RUS	Zarubin Artem (13)		02:00	TRIP
2	22:04	RUS	Zarubin Artem (13)		02:00	HOOK
2	25:24	RUS	Arbuzov Egor (5)		02:00	ROUGH
2	25:24	SVK	Sarvas Jan (26)		02:00	ROUGH
2	31:32	RUS	Likhachev Iaroslav (10)		02:00	TOO-M
2	31:51	SVK	Kovacik Kristian (12)		02:00	HOOK
2	38:54	RUS	Kniazev Artemii (8)		02:00	KNEE
2	39:09	SVK	Sarvas Jan (26)		02:00	SLASH
3	40:50	RUS	Burenov Nikolai (4)		02:00	SLASH
3	43:46	SVK	Ilencik Matej (25)		02:00	TRIP
3	46:32	RUS	Podkolzin Vasily (19)		02:00	HOOK
3	47:31	SVK	Dzugan Robert (14)		10:00	MISC
3	50:56	RUS	Burenov Nikolai (4)		02:00	HO-ST
3	52:17	SVK	Sarvas Jan (26)		02:00	HOOK
3	52:17	SVK	Fasko - Rudas Martin (7)		02:00	SLASH

FIELD PLAYERS

RUS

SVK

#	Player	Pos	G	A	P	+/-	PIM	SOG
2	Ianevskii Sergei	LD	0	0	0	1	0	4
3	Tiuvilin Dmitrii	RD	1	1	2	1	0	1
4	Burenov Nikolai	RD	0	0	0	1	4	2
5	Arbuzov Egor	LD	0	0	0	0	6	0
7	Stikhanovskiy Mikhail	RD	0	0	0	0	0	1
8	Kniazev Artemii	LD	0	0	0	1	2	7
10	Likhachev Iaroslav	LF	1	1	2	1	0	1
11	Chernyi Aleksandr	LF	1	1	2	2	0	2
13	Zarubin Artem	LD	0	0	0	0	4	0
15	Gordin Aleksandr	LF	0	0	0	-1	0	1
16	Nikolaev Ilya	C	0	0	0	0	0	2
18	Serdyuk Egor	RF	0	0	0	0	0	1
19	Podkolzin Vasily	RF	0	0	0	0	2	5
21	Guskov Matvey	C	0	1	1	1	0	2
22	Tsyplakov Aleksei	C	0	0	0	-1	0	3
23	Zinovyev Danil	RF	0	2	2	3	0	2
24	Safonov Ilya	C	1	0	1	1	0	1
28	Gutik Daniil	LF	0	0	0	-1	2	0

#	Player	Pos	G	A	P	+/-	PIM	SOG
4	Kobolka Adam	RD	0	0	0	0	0	1
5	Zekucia Alexander	LD	0	0	0	-2	0	2
6	Turan Oliver	RD	0	0	0	-2	0	4
7	Fasko - Rudas Martin	RF	0	0	0	-1	2	0
8	Okuliar Oliver	LF	1	0	1	0	2	4
9	Hvizdos Alexander	C	0	1	1	0	0	3
11	Minko Oliver	C	0	0	0	0	0	0
12	Kovacik Kristian	C	0	1	1	1	2	2
14	Dzugan Robert	LF	0	0	0	0	10	2
15	Hryzak Ivan	C	0	0	0	-1	0	0
16	Pauliny Adam	LF	0	0	0	0	0	1
17	Vitalos Martin	LF	0	0	0	-2	0	2
19	Hudec Sebastian	RD	0	0	0	0	0	0

#	Player	Pos	G	A	P	+/-	PIM	SOG
21	Melcher Peter	RF	0	0	0	0	0	2
25	Ilencik Matej	LD	0	0	0	0	2	1
26	Sarvas Jan	RF	1	0	1	0	6	2
27	Dlugos Marcel	LD	0	0	0	1	0	0
28	Seliga Dominik	RF	0	0	0	0	0	1

GOALKEEPERS		RUS			SVK	
#	Player	SA	GA	GAA	Saves	Save %
1	Chechelev Daniil	27	2	2.00	25	92.6
30	Chufarov Makar	0	0	0.00	0	0
#	Player	SA	GA	GAA	Saves	Save %
1	Vojvoda Michal	21	1	1.95	20	95.2
2	Batory Matej	14	3	6.26	11	78.6

GOALKEEPER CHANGES			
Per	Time	Team	Player
1	00:00	RUS	Chechelev Daniil (1) ▲ on
1	00:00	SVK	Batory Matej (2) ▲ on
2	28:45	SVK	Batory Matej (2) ▼ off
2	28:45	SVK	Vojvoda Michal (1) ▲ on
3	59:09	SVK	Vojvoda Michal (1) ▼ off
3	59:40	SVK	Vojvoda Michal (1) ▲ on
3	60:00	RUS	Chechelev Daniil (1) ▼ off
3	60:00	SVK	Vojvoda Michal (1) ▼ off






FINAL



TUR 0

42 RUS



	1	2	3	OT
Score	0 : 15	0 : 12	0 : 15	0 : 0
SOG	5 : 30	2 : 39	2 : 44	0 : 0

Scheduled Date **13.02.17**

Scheduled Time **15:00**

Location **Erzurum**

Attendance **0**

Referee 1 **KINCSES Gergely**

Referee 2 **KRCELIC Vedran**

Linesman 1 **AYGUN Murat**

Linesman 2 **BERGER Akos**

Head Coach TUR **VIITAKOSKI Vesa**

Head Coach RUS **FILATOV Vladimir**

TEAM STATS

	TUR	RUS
PIM	14	4
Shots on Goal	9	113
Time Leading	00:00	58:26
Time Tied	01:34	01:34
Time Trailing	58:26	00:00

GOALS

Per	Time	Score	GS	Team	Scored by	Assist by	Assist 2 by	On Ice Home	On Ice Away
1	01:34	0:1	GWG	EQ	RUS Safonov I. (24)	Likhachev I. (10)	Podkolzin V. (19)	38,13,18,17,4,1	24,10,19,7,5,30
1	04:01	0:2		PP1	RUS Kniazev A. (8)			18,4,34,15,1	8,28,2,16,4,30
1	04:36	0:3		EQ	RUS Kniazev A. (8)	Zinovyev D. (23)		29,34,3,15,19,1	8,23,22,21,3,30
1	05:31	0:4		EQ	RUS Zinovyev D. (23)	Zarubin A. (13)		38,4,13,18,17,1	23,13,8,15,11,30
1	05:47	0:5		EQ	RUS Gordin A. (15)	Zinovyev D. (23)		19,30,29,37,32,1	15,23,8,13,11,30
1	09:45	0:6		EQ	RUS Chernyi A. (11)	Zinovyev D. (23)	Zarubin A. (13)	38,18,4,35,15,1	16,23,13,4,11,30
1	10:48	0:7		PP1	RUS Kniazev A. (8)			3,19,29,17,1	8,23,21,3,22,30
1	11:29	0:8		EQ	RUS Likhachev I. (10)	Podkolzin V. (19)	Safonov I. (24)	36,33,17,32,34,1	10,19,24,7,5,30

Per	Time	Score	GS	Team	Scored by	Assist by	Assist 2 by	On Ice Home	On Ice Away
1	12:16	0:9	EQ	RUS	Chernyi A. (11)	Gordin A. (15)	Zinovyev D. (23)	18,15,29,38,4,1	11,15,23,8,13,30
1	13:09	0:10	EQ	RUS	Gutik D. (28)			19,3,32,30,29,1	28,18,2,4,16,30
1	14:00	0:11	EQ	RUS	Podkolzin V. (19)	Likhachev I. (10)		18,15,38,35,4,1	19,10,5,7,24,30
1	14:15	0:12	EQ	RUS	Likhachev I. (10)	Safonov I. (24)	Podkolzin V. (19)	19,30,3,32,29,1	10,24,19,5,7,30
1	14:56	0:13	EQ	RUS	Gordin A. (15)	Chernyi A. (11)		38,15,18,35,4,1	15,11,23,13,8,30
1	16:27	0:14	EQ	RUS	Zinovyev D. (23)	Guskov M. (21)		30,13,17,15,29,1	23,21,22,3,8,30
1	17:14	0:15	EQ	RUS	Podkolzin V. (19)	Arbuzov E. (5)		4,32,18,38,3,1	19,5,7,10,24,30
2	22:20	0:16	EQ	RUS	Guskov M. (21)	Kniazev A. (8)		9,37,18,17,13,1	21,8,11,23,3,30
2	26:41	0:17	EQ	RUS	Guskov M. (21)	Kniazev A. (8)		3,38,30,34,33,1	21,8,23,8,2,30
2	26:52	0:18	EQ	RUS	Zinovyev D. (23)			35,37,9,18,15,1	23,8,3,11,22,30
2	28:19	0:19	EQ	RUS	Tiuvilin D. (3)	Chernyi A. (11)	Gordin A. (15)	29,19,15,30,35,1	3,11,15,18,13,30
2	28:26	0:20	EQ	RUS	Serdyuk E. (18)			17,18,4,2,33,1	18,11,15,3,13,30
2	29:35	0:21	EQ	RUS	Nikolaev I. (16)	Tsyplakov A. (22)	Gutik D. (28)	34,36,35,30,3,1	16,22,28,4,2,30
2	31:47	0:22	PP1	RUS	Serdyuk E. (18)	Gordin A. (15)	Chernyi A. (11)	19,15,35,29,1	18,15,11,3,19,30
2	35:00	0:23	EQ	RUS	Serdyuk E. (18)	Gordin A. (15)		34,19,35,15,36,1	18,15,3,13,11,30
2	35:46	0:24	EQ	RUS	Serdyuk E. (18)	Gordin A. (15)		17,30,33,29,13,1	18,15,3,13,11,30
2	36:31	0:25	EQ	RUS	Tsyplakov A. (22)	Gutik D. (28)		38,4,18,9,3,1	22,28,2,16,4,30
2	37:23	0:26	EQ	RUS	Podkolzin V. (19)	Safonov I. (24)		17,19,13,35,29,1	19,24,7,10,5,30
2	37:56	0:27	EQ	RUS	Safonov I. (24)	Likhachev I. (10)		17,19,29,30,13,1	24,10,5,19,7,30
3	41:53	0:28	EQ	RUS	Serdyuk E. (18)	Burenov N. (4)		29,36,38,19,3,25	18,4,28,5,16,30
3	44:04	0:29	EQ	RUS	Chernyi A. (11)			15,34,4,30,35,25	11,8,23,3,21,30
3	44:28	0:30	EQ	RUS	Stikhanovskiy M. (7)	Podkolzin V. (19)		18,13,4,29,17,25	7,19,24,5,10,30

Per	Time	Score	GS	Team	Scored by	Assist by	Assist 2 by	On Ice Home	On Ice Away
3	45:02	0:31	EQ	RUS	Burenov N. (4)	Serdyuk E. (18)		36,3,19,29,38,25	4,18,28,2,16,30
3	46:45	0:32	EQ	RUS	Kniazhev A. (8)			30,33,34,17,13,25	8,11,3,21,23,30
3	49:26	0:33	EQ	RUS	Serdyuk E. (18)	Likhachev I. (10)		15,35,30,38,33,25	18,10,7,15,13,1
3	50:00	0:34	EQ	RUS	Gordin A. (15)	Likhachev I. (10)	Stikhanovskiy M. (7)	18,4,38,37,3,25	15,10,7,22,13,1
3	51:52	0:35	SH1	RUS	Gutik D. (28)	Serdyuk E. (18)		29,36,19,3,17,25	28,18,4,2,1
3	52:10	0:36	SH1	RUS	Gutik D. (28)	Burenov N. (4)		29,36,19,3,17,25	28,4,8,2,1
3	53:50	0:37	PP1	RUS	Tiuvilin D. (3)	Zinovyev D. (23)	Guskov M. (21)	18,9,38,32,25	3,23,21,11,8,1
3	55:05	0:38	EQ	RUS	Likhachev I. (10)	Safonov I. (24)		30,19,13,17,29,25	10,24,19,3,8,1
3	55:11	0:39	EQ	RUS	Likhachev I. (10)			4,3,38,18,29,25	10,24,19,8,7,1
3	56:12	0:40	EQ	RUS	Gutik D. (28)	Serdyuk E. (18)		19,29,36,15,35,25	28,18,16,4,2,1
3	57:44	0:41	PP1	RUS	Likhachev I. (10)	Kniazhev A. (8)		4,29,33,3,25	10,8,3,22,21,1
3	58:17	0:42	EQ	RUS	Guskov M. (21)	Kniazhev A. (8)	Zinovyev D. (23)	36,29,15,4,35,25	21,8,23,3,11,1

PENALTIES

Per	Time	Team	Player	Served by	PIM	Offence
1	02:46	TUR	Kahraman Erkan (3)		02:00	TOO-M
1	06:49	TUR	Aksu Cevher (17)		02:00	TRIP
1	10:17	TUR	Cicek Nicholas Stephen Fevzi (15)		02:00	ROUGH
1	18:49	RUS	Nikolaev Ilya (16)		02:00	INTRF
2	23:51	TUR	Celepli Fahri (33)		02:00	INTRF
2	30:29	TUR	Gokcen Ismet Eren (36)		02:00	TOO-M
3	51:18	RUS	Guskov Matvey (21)		02:00	HI-ST
3	53:42	TUR	Elakas Alp Berke (13)		02:00	TRIP
3	56:30	TUR	Turan Mehmet Ali (30)		02:00	TRIP

FIELD PLAYERS

		TUR	RUS						
#	Player	Pos	G	A	P	+/-	PIM	SOG	
2	Atli Ege Emiralp	LF	0	0	0	-1	0	0	

#	Player	Pos	G	A	P	+/-	PIM	SOG
3	Kahraman Erkan	LD	0	0	0	-13	0	1
4	Toprakcioglu Yorgo Tervel	C	0	0	0	-14	0	0
9	Korkanc Cem	C	0	0	0	-3	0	0
13	Elakas Alp Berke	LD	0	0	0	-10	2	0
15	Cicek Nicholas Stephen Fevzi	LD	0	0	0	-13	2	0
17	Aksu Cevher	RF	0	0	0	-14	2	0
18	Ak Metin Mustafa	RD	0	0	0	-14	0	0
19	Turan Emre	C	0	0	0	-14	0	1
29	Demirezen Sarp	RF	0	0	0	-19	0	0
30	Turan Mehmet Ali	LF	0	0	0	-13	2	1
32	Saklica Kadir	RD	0	0	0	-5	0	0
33	Celepili Fahri	C	0	0	0	-6	2	2
34	Salt Hakan Berk	RF	0	0	0	-7	0	2
35	Tikir Tolga	RD	0	0	0	-12	0	0
36	Gokcen Ismet Eren	LF	0	0	0	-9	0	2
37	Gungor Omer	RF	0	0	0	-4	0	0
38	Ozbil Ali Hakan	LF	0	0	0	-14	0	0

#	Player	Pos	G	A	P	+/-	PIM	SOG
2	Ianevskii Sergei	LD	0	0	0	8	0	3
3	Tiuvilin Dmitrii	RD	2	0	2	12	0	3
4	Burenov Nikolai	RD	1	2	3	9	0	2
5	Arbuzov Egor	RD	0	1	1	9	0	5
7	Stikhanovskiy Mikhail	LD	1	1	2	11	0	3
8	Kniazev Artemii	LD	4	4	8	16	0	12
10	Likhachev Iaroslav	LF	5	5	10	12	0	10
11	Chernyi Aleksandr	LF	3	3	6	14	0	5
13	Zarubin Artem	LD	0	2	2	11	0	2
15	Gordin Aleksandr	LF	3	5	8	10	0	8
16	Nikolaev Ilya	C	1	0	1	7	2	9
18	Serdyuk Egor	RF	6	3	9	10	0	8
19	Podkolzin Vasily	RF	3	4	7	10	0	10
21	Guskov Matvey	C	3	2	5	7	2	9
22	Tsyplakov Aleksei	C	1	1	2	6	0	2
23	Zinovyev Danil	RF	3	6	9	13	0	5
24	Safonov Ilya	C	2	4	6	10	0	6
28	Gutik Daniil	LF	4	2	6	8	0	11

GOALKEEPERS

TUR

RUS

#	Player	SA	GA	GAA	Saves	Save %
1	Mutanoglu Muhammet	69	27	40.50	42	60.9
25	Kapici Kaan	44	15	45.00	29	65.9

#	Player	SA	GA	GAA	Saves	Save %
1	Chechelev Daniil	0	0	0.00	0	0
30	Chufarov Makar	9	0	0.00	9	100.0


GOALKEEPER CHANGES

Per	Time	Team	Player	
1	00:00	TUR	Mutanoglu Muhammet (1)	▲ on
1	00:00	RUS	Chufarov Makar (30)	▲ on
3	40:00	TUR	Mutanoglu Muhammet (1)	▼ off
3	40:00	TUR	Kapici Kaan (25)	▲ on
3	48:26	RUS	Chufarov Makar (30)	▼ off
3	48:26	RUS	Chechelev Daniil (1)	▲ on
3	60:00	TUR	Kapici Kaan (25)	▼ off
3	60:00	RUS	Chechelev Daniil (1)	▼ off





END OF GAME



RUS 9

0 FRA



	1	2	3	OT
Score	2:0	5:0	2:0	0:0
SOG	24:5	19:3	13:10	0:0

Scheduled Date **14.02.17**

Scheduled Time **15:00**

Location **Erzurum**

Attendance **280**

Referee 1 **KINCSES Gergely**

Referee 2 **CUCU Murat**

Linesman 1 **ASLANBEY Berkay**

Linesman 2 **TICHON Gil**

Head Coach RUS **FILATOV Vladimir**

Head Coach FRA **GUIBET Romain**

TEAM STATS

	RUS	FRA
PIM	14	16
Shots on Goal	56	18
Time Leading	57:34	00:00
Time Tied	02:26	02:26
Time Trailing	00:00	57:34

GOALS

Per	Time	Score	GS	Team	Scored by	Assist by	Assist 2 by	On Ice Home	On Ice Away
1	02:26	1:0	GWG	EQ	RUS	Gordin A. (15)	Chernyi A. (11)	15,22,13,11,8,1	16,2,10,11,12,1
1	10:42	2:0		EQ	RUS	Guskov M. (21)	Chernyi A. (11) Zinovyev D. (23)	21,23,11,8,3,1	4,12,16,22,13,1
2	21:44	3:0		PP1	RUS	Nikolaev I. (16)	Safonov I. (24) Serdyuk E. (18)	16,24,18,2,4,1	2,12,8,10,1
2	23:30	4:0		EQ	RUS	Chernyi A. (11)	Kniazev A. (8)	11,8,21,3,23,1	15,19,17,12,9,1
2	32:58	5:0		PP1	RUS	Tiuvilin D. (3)	Kniazev A. (8)	3,8,11,21,23,1	2,12,8,18,1
2	39:29	6:0		EQ	RUS	Tsyplakov A. (22)	Gordin A. (15) Zarubin A. (13)	22,15,13,5,19,1	9,19,18,8,7,1

Per	Time	Score	GS	Team	Scored by	Assist 2		On Ice Home	On Ice Away
						Assist by	by		
2	39:44	7:0	EQ	RUS	Podkolzin V. (19)	Likhachev I. (10)		19,10,13,24,5,1	12,22,13,21,14,1
3	53:29	8:0	EQ	RUS	Safonov I. (24)			24,5,10,19,7,1	11,16,4,5,18,1
3	59:48	9:0	EQ	RUS	Zinovyev D. (23)	Kniazev A. (8)		23,8,21,11,3,1	17,22,5,15,4,1

PENALTIES

Per	Time	Team	Player	Served by	PIM	Offence
1	03:43	RUS	Gutik Daniil (28)		02:00	HOLD
1	07:31	FRA	Salve Yoan (2)		02:00	HOLD
1	16:35	RUS	Burenov Nikolai (4)		02:00	SLASH
1	16:35	FRA	Rousseau Samuel (19)		02:00	SLASH
1	19:49	RUS	Gordin Aleksandr (15)		02:00	ROUGH
1	19:49	FRA	Plagnat Antonin (11)		02:00	HOOK
1	19:49	FRA	Bruche Baptiste (16)		02:00	ROUGH
2	25:03	RUS	Zarubin Artem (13)		02:00	HOLD
2	25:59	FRA	Rabl Robin (13)		02:00	TOO-M
2	26:29	FRA	Plaquevent Nicolas (12)		02:00	HOOK
2	31:55	FRA	Coffy Valentin (9)		02:00	HOOK
2	36:03	FRA	Salve Yoan (2)		02:00	BOARD
3	42:47	RUS	Stikhanovskiy Mikhail (7)		02:00	HOOK
3	50:39	RUS	Tiuvilin Dmitrii (3)		02:00	HOLD
3	57:30	RUS	Zarubin Artem (13)		02:00	INTRF

FIELD PLAYERS

#	Player	Pos	G	A	P	+/-	PIM	SOG	RUS	FRA
2	Ianevskii Sergei	LD	0	0	0	0	0	2		
3	Tiuvilin Dmitrii	RD	1	0	1	3	2	2		
4	Burenov Nikolai	RD	0	0	0	0	2	1		
5	Arbuzov Egor	LD	0	0	0	3	0	5		
7	Stikhanovskiy Mikhail	RD	0	0	0	1	2	3		
8	Kniazev Artemii	LD	0	3	3	4	0	4		
10	Likhachev Iaroslav	LF	0	1	1	2	0	1		

#	Player	Pos	G	A	P	+/-	PIM	SOG
11	Chernyi Aleksandr	LF	1	2	3	4	0	6
13	Zarubin Artem	LD	0	1	1	3	4	1
15	Gordin Aleksandr	LF	1	1	2	2	2	4
16	Nikolaev Ilya	C	1	0	1	0	0	2
18	Serdyuk Egor	RF	0	1	1	0	0	5
19	Podkolzin Vasily	RF	1	0	1	3	0	7
21	Guskov Matvey	C	1	0	1	3	0	1
22	Tsyplakov Aleksei	C	1	0	1	2	0	2
23	Zinovyev Danil	RF	1	1	2	3	0	4
24	Safonov Ilya	C	1	1	2	2	0	4
28	Gutik Daniil	LF	0	0	0	0	2	2

#	Player	Pos	G	A	P	+/-	PIM	SOG
2	Salve Yoan	LD	0	0	0	-1	4	1
4	Andraud Evan	RD	0	0	0	-3	0	0
5	Palat Andrea	LD	0	0	0	-2	0	0
7	Coulaud Yohan	RD	0	0	0	-1	0	1
8	Chautant Lucas	RF	0	0	0	-1	0	1
9	Coffy Valentin	RD	0	0	0	-2	2	1
10	Joubert Paul	C	0	0	0	-1	0	0
11	Plagnat Antonin	RF	0	0	0	-2	2	3
12	Plaquevent Nicolas	RD	0	0	0	-4	2	0
13	Rabl Robin	RF	0	0	0	-2	0	0
14	Bourillon Matis	LD	0	0	0	-1	0	1
15	Vitou Louis	RF	0	0	0	-2	0	0
16	Bruche Baptiste	LF	0	0	0	-3	2	2
17	Couturier Baptiste	LF	0	0	0	-2	0	0
18	Gallet Jules	LF	0	0	0	-2	0	2
19	Rousseau Samuel	C	0	0	0	-2	2	1
21	Zago Bastien	LF	0	0	0	-1	0	2
22	Leprieult Elias	C	0	0	0	-3	0	3

GOALKEEPERS		RUS			FRA	
#	Player	SA	GA	GAA	Saves	Save %
1	Chechelev Daniil	18	0	0,00	18	100,0

#	Player	SA	GA	GAA	Saves	Save %
30	Chufarov Makar	0	0	0,00	0	0

#	Player	SA	GA	GAA	Saves	Save %
1	Duquenne Valentin	56	9	9,00	47	83,9
25	Heduit Dorian	0	0	0,00	0	0

GOALKEEPER CHANGES

Per	Time	Team	Player	
1	00:00	RUS	Chechelev Daniil (1)	▲ on
1	00:00	FRA	Duquenne Valentin (1)	▲ on
3	60:00	RUS	Chechelev Daniil (1)	▼ off
3	60:00	FRA	Duquenne Valentin (1)	▼ off



1/3

2/3

3/3

OT

SO



FRA 10

0 TUR



	1	2	3	OT
Score	4 : 0	3 : 0	3 : 0	0 : 0
SOG	16 : 5	21 : 2	23 : 4	0 : 0

Scheduled Date **15.02.17**Scheduled Time **15:00**Location **Erzurum**Attendance **600**Referee 1 **KINCSES Gergely**Referee 2 **VAS Matyas**Linesman 1 **BERGER Akos**Linesman 2 **AYGUN Ferhat**Head Coach FRA **GUIBET Romain**Head Coach TUR **VIITAKOSKI Vesa**

TEAM STATS

	FRA	TUR
PIM	12	12
Shots on Goal	60	11
Time Leading	57:01	00:00
Time Tied	02:59	02:59
Time Trailing	00:00	57:01

GOALS

Per	Time	Score	GS	Team	Scored by	Assist by	Assist		On Ice Home	On Ice Away
							2 by			
1	02:59	1:0	GWG	EQ	FRA	Joubert P. (10)	Plaquevent N. (12)		10,12,11,2,17,1	15,30,34,32,33,25
1	03:31	2:0		EQ	FRA	Rousseau S. (19)			19,14,7,18,8,1	34,15,30,32,33,25
1	05:25	3:0		SH1	FRA	Plagnat A. (11)	Joubert P. (10)		11,10,9,4,1	36,15,17,29,19,25
1	07:34	4:0		EQ	FRA	Plaquevent N. (12)	Joubert P. (10)	Plagnat A. (11)	12,10,11,2,17,1	19,38,17,29,13,25
2	24:42	5:0		EQ	FRA	Joubert P. (10)	Palat A. (5)		10,5,4,18,8,1	3,4,13,18,38,25
2	36:05	6:0		EQ	FRA	Rabl R. (13)	Bruche B. (16)		13,16,10,4,5,1	29,18,19,15,3,25
2	39:42	7:0		EQ	FRA	Couturier B. (17)			17,4,10,8,11,25	4,36,38,37,17,25
3	43:57	8:0		PP1	FRA	Gallet J. (18)			18,19,2,12,4,25	33,3,34,17,25
3	44:42	9:0		EQ	FRA	Coffy V. (9)	Rabl R. (13)		9,13,8,16,4,25	9,36,35,3,13,25

Per	Time	Score	GS	Team	Scored by	Assist by	Assist	On Ice Home	On Ice Away
							2 by		
3	51:21	10:0	EQ	FRA	Plagnat A. (11)	Joubert P. (10)		11,10,17,7,14,25	33,34,35,17,18,25

PENALTIES

Per	Time	Team	Player	Served by	PIM	Offence
1	04:19	FRA	Gallet Jules (18)		02:00	BOARD
1	07:59	TUR	Cicek Nicholas Stephen Fevzi (15)		02:00	HI-ST
1	10:23	FRA	Andraud Evan (4)		02:00	SLASH
1	17:44	FRA	Bruche Baptiste (16)		02:00	TRIP
2	28:54	TUR	Kahraman Erkan (3)		02:00	CROSS
2	29:27	TUR	Aksu Cevher (17)		02:00	KNEE
2	31:06	TUR	Elakas Alp Berke (13)		02:00	DELAY
2	37:16	FRA	Rousseau Samuel (19)		02:00	HI-ST
3	41:55	FRA	Andraud Evan (4)		02:00	TRIP
3	42:53	TUR	Cicek Nicholas Stephen Fevzi (15)		02:00	HOOK
3	51:52	FRA	Bruche Baptiste (16)		02:00	HI-ST
3	54:25	TUR	Toprakcioglu Yorgo Tervel (4)		02:00	INTRF

FIELD PLAYERS

#	Player	Pos	G	A	P	+/-	PIM	SOG	FRA	TUR
2	Salve Yoan	RD	0	0	0	2	0	0		
4	Andraud Evan	LD	0	0	0	5	4	0		
5	Palat Andrea	RD	0	1	1	2	0	2		
7	Coulaud Yohan	RD	0	0	0	2	0	2		
8	Chautant Lucas	LF	0	0	0	4	0	9		
9	Coffy Valentin	RD	1	0	1	2	0	1		
10	Joubert Paul	C	2	3	5	7	0	8		
11	Plagnat Antonin	LF	2	1	3	5	0	5		
12	Plaquevent Nicolas	LD	1	1	2	2	0	3		
13	Rabl Robin	LF	1	1	2	2	0	1		
14	Bourillon Matis	LD	0	0	0	2	0	3		
15	Vitou Louis	RF	0	0	0	0	0	1		
16	Bruche Baptiste	RF	0	1	1	2	4	3		
17	Couturier Baptiste	RF	1	0	1	4	0	5		
18	Gallet Jules	RF	1	0	1	2	2	1		
19	Rousseau Samuel	C	1	0	1	1	2	5		
21	Zago Bastien	LF	0	0	0	0	0	8		
22	Leprieult Elias	C	0	0	0	0	0	3		

#	Player	Pos	G	A	P	+/-	PIM	SOG
2	Atli Ege Emiralp	LF	0	0	0	0	0	0
3	Kahraman Erkan	LD	0	0	0	-3	2	0
4	Toprakcioglu Yorgo Tervel	C	0	0	0	-2	2	0
9	Korkanc Cem	C	0	0	0	-1	0	0
13	Elakas Alp Berke	LD	0	0	0	-3	2	0
15	Cicek Nicholas Stephen Fevzi	LD	0	0	0	-4	4	4
17	Aksu Cevher	RF	0	0	0	-4	2	0
18	Ak Metin Mustafa	RD	0	0	0	-3	0	0
19	Turan Emre	C	0	0	0	-3	0	2
29	Demirezen Sarp	RF	0	0	0	-3	0	1
30	Turan Mehmet Ali	LF	0	0	0	-2	0	0
32	Saklica Kadir	RD	0	0	0	-2	0	0
33	Celepli Fahri	C	0	0	0	-3	0	1
34	Salt Hakan Berk	RF	0	0	0	-3	0	2
35	Tikir Tolga	RD	0	0	0	-2	0	1
36	Gokcen Ismet Eren	LF	0	0	0	-3	0	0
37	Gungor Omer	RF	0	0	0	-1	0	0
38	Ozbil Ali Hakan	LF	0	0	0	-3	0	0

GOALKEEPERS

FRA

TUR

#	Player	SA	GA	GAA	Saves	Save %
1	Duquenne Valentin	11	0	0,00	11	100,0
25	Heduit Dorian	0	0	0,00	0	0

#	Player	SA	GA	GAA	Saves	Save %
1	Mutanoglu Muhammet	0	0	0,00	0	0
25	Kapici Kaan	60	10	10,00	50	83,3

GOALKEEPER CHANGES

Per	Time	Team	Player	
1	00:00	FRA	Duquenne Valentin (1)	▲ on
1	00:00	TUR	Kapici Kaan (25)	▲ on
2	36:05	FRA	Duquenne Valentin (1)	▼ off
2	36:05	FRA	Heduit Dorian (25)	▲ on
3	60:00	FRA	Heduit Dorian (25)	▼ off
3	60:00	TUR	Kapici Kaan (25)	▼ off





END OF GAME



SVK 1

3 BLR



	1	2	3	OT
Score	0 : 1	1 : 0	0 : 2	0 : 0
SOG	8 : 13	12 : 16	11 : 14	0 : 0

Scheduled Date **14.02.17**

Scheduled Time **18:30**

Location **Erzurum**

Attendance **500**

Referee 1 **KRCELIC Vedran**

Referee 2 **VAS Matyas**

Linesman 1 **AYGUN Murat**

Linesman 2 **AYGUN Ferhat**

Head Coach SVK **ČACHO Viliam**

Head Coach BLR **MAGDEEV Vladimir**

TEAM STATS

	SVK	BLR
PIM	16	10
Shots on Goal	31	43
Time Leading	00:00	49:09
Time Tied	10:51	10:51
Time Trailing	49:09	00:00

GOALS

Per	Time	Score	GS	Team	Scored by	Assist by	Assist 2 by	On Ice Home	On Ice Away
1	03:29	0:1	PP1	BLR	Miazheinkau K. (10)	Pyshkaila M. (14)	Salauyou I. (8)	25,12,17,7,1	10,14,8,12,18,1
2	36:50	1:1	PP1	SVK	Fasko - Rudas M. (7)	Ilencik M. (25)	Kovacik K. (12)	7,25,12,17,8,1	12,8,3,14,1
3	44:12	1:2	GWG	EQ	BLR	Puseu I. (22)	Katsialouski A. (19)	6,25,9,14,26,1	22,19,7,18,21,1
3	55:03	1:3	EQ	BLR	Masilevich V. (13)	Koliachonok U. (18)	Shchochyn V. (2)	12,7,8,25,17,1	13,19,2,6,10,1

PENALTIES

Per	Time	Team	Player	Served by	PIM	Offence
1	00:28	SVK	Hvizdos Alexander (9)		02:00	TRIP

Per	Time	Team	Player	Served by	PIM	Offence
1	02:26	SVK	Sarvas Jan (26)		02:00	INTRF
1	09:17	BLR	Puseu Ivan (22)		02:00	HI-ST
1	12:35	SVK	Kobolka Adam (4)		02:00	HOLD
1	12:35	BLR	Puseu Ivan (22)		02:00	DIVE
1	15:24	SVK	Pauliny Adam (16)		02:00	ELBOW
2	24:46	SVK	Okuliar Oliver (8)		02:00	HOLD
2	26:15	SVK	Pauliny Adam (16)		02:00	ELBOW
2	31:55	BLR	Katsialouski Aliaksei (19)		02:00	TRIP
2	36:09	BLR	Fiadosau Kiryl (21)		02:00	ROUGH
2	39:54	BLR	Krylovich Ilya (15)		02:00	TOO-M
3	47:03	SVK	Kovacik Kristian (12)		02:00	TRIP
3	56:39	SVK	Sarvas Jan (26)		02:00	TRIP

FIELD PLAYERS							SVK	BLR
#	Player	Pos	G	A	P	+/-	PIM	SOG
4	Kobolka Adam	LD	0	0	0	0	2	1
5	Zekucia Alexander	LD	0	0	0	0	0	2
6	Turan Oliver	RD	0	0	0	-1	0	1
7	Fasko - Rudas Martin	RF	1	0	1	-1	0	3
8	Okuliar Oliver	LF	0	0	0	-1	2	4
9	Hvizdos Alexander	C	0	0	0	-1	2	2
11	Minko Oliver	RF	0	0	0	0	0	0
12	Kovacik Kristian	C	0	1	1	-1	2	2
14	Dzugan Robert	LF	0	0	0	-1	0	1
15	Hryzak Ivan	C	0	0	0	0	0	0
16	Pauliny Adam	C	0	0	0	0	4	2
17	Vitalos Martin	LD	0	0	0	-1	0	1
19	Hudec Sebastian	LD	0	0	0	0	0	0
21	Melcher Peter	LF	0	0	0	0	0	4
25	Ilencik Matej	RD	0	1	1	-2	0	4
26	Sarvas Jan	RF	0	0	0	-1	4	1
27	Dlugos Marcel	RD	0	0	0	0	0	1
28	Seliga Dominik	LF	0	0	0	0	0	2

#	Player	Pos	G	A	P	+/-	PIM	SOG
---	--------	-----	---	---	---	-----	-----	-----

#	Player	Pos	G	A	P	+/-	PIM	SOG
2	Shchochyn Vadzim	RD	0	1	1	1	0	2
3	Leushunou Kiryl	LD	0	0	0	0	0	0
4	Barkouski Uladzislau	RD	0	0	0	0	0	0
6	Kavaliou Mikhail	LD	0	0	0	1	0	1
7	Dzianisau Pavel	RD	0	0	0	1	0	1
8	SalaYOU Ilya	LD	0	1	1	0	0	5
10	MiazheInikau Kiryl	RF	1	0	1	1	0	5
12	Azhgirei Pavel	LF	0	0	0	0	0	7
13	Masilevich Viktar	LF	1	0	1	1	0	3
14	Pyshkaila Mikita	C	0	1	1	0	0	5
15	Krylovich Ilya	LF	0	0	0	0	0	1
17	Kurylovich Matsvei	C	0	0	0	0	0	0
18	Koliachonok Uladzislau	LD	0	1	1	1	0	1
19	Katsialouski Aliaksei	C	0	1	1	2	2	3
21	Fiadosau Kiryl	RF	0	0	0	1	2	2
22	Puseu Ivan	LF	1	0	1	1	4	5
24	Niakrasau Ivan	RF	0	0	0	0	0	2

GOALKEEPERS

SVK

BLR

#	Player	SA	GA	GAA	Saves	Save %
1	Vojvoda Michal	43	3	3.00	40	93.0
2	Batory Matej	0	0	0.00	0	0

#	Player	SA	GA	GAA	Saves	Save %
1	Andreyeu Kiryl	31	1	1.00	30	96.8
25	Talapila Mikita	0	0	0.00	0	0

GOALKEEPER CHANGES

Per	Time	Team	Player	
1	00:00	SVK	Vojvoda Michal (1)	▲ on
1	00:00	BLR	Andreyeu Kiryl (1)	▲ on
3	60:00	SVK	Vojvoda Michal (1)	▼ off
3	60:00	BLR	Andreyeu Kiryl (1)	▼ off







**EUROPEAN
YOUTH
OLYMPIC
FESTIVAL**



Results Book



SHORT TRACK SPEED SKATING

8	Short Track Speed Skating	309
8.1	Table of Contents	310
8.2	Competition Schedule	313
8.3	Number of Entries by NOC	314
8.4	Medallists by Event	315
8.5	Medal Standings	316
8.6	Girls' 500m	317
8.6.1	Event Classification	318
8.6.2	Medallists	319
8.6.3	Final	320
8.6.3.1	Start List	320
8.6.3.2	Results	321
8.6.4	Semifinal	322
8.6.4.1	Start List	322
8.6.4.2	Results	323
8.6.5	Quarterfinal	324
8.6.5.1	Start List	324
8.6.5.2	Results	325
8.6.6	Heat	326
8.6.6.1	Start List	326
8.6.6.2	Results	327
8.7	Girls' 1000m	328
8.7.1	Event Classification	329
8.7.2	Medallists	330
8.7.3	Final	331
8.7.3.1	Start List	331
8.7.3.2	Results	332
8.7.4	Semifinal	333
8.7.4.1	Start List	333
8.7.4.2	Results	334
8.7.5	Quarterfinal	335
8.7.5.1	Start List	335
8.7.5.2	Results	336
8.7.6	Heat	337
8.7.6.1	Start List	337
8.7.6.2	Results	338
8.8	Girls' 1500m	339
8.8.1	Event Classification	340
8.8.2	Medallists	341
8.8.3	Final	342

8.8.3.1	Start List	342
8.8.3.2	Results	343
8.8.4	Semifinal	344
8.8.4.1	Start List	344
8.8.4.2	Results	345
8.8.5	Heat	346
8.8.5.1	Start List	346
8.8.5.2	Results	347
8.9	Boys' 500m	348
8.9.1	Event Classification	349
8.9.2	Medallists	350
8.9.3	Finals	351
8.9.3.1	Start List	351
8.9.3.2	Results	352
8.9.4	Semifinal	353
8.9.4.1	Start List	353
8.9.4.2	Results	354
8.9.5	Quarterfinal	355
8.9.5.1	Start List	355
8.9.5.2	Results	356
8.9.6	Heat	357
8.9.6.1	Start List	357
8.9.6.2	Results	358
8.10	Boys' 1000m	359
8.10.1	Event Classification	360
8.10.2	Medallists	361
8.10.3	Final	362
8.10.3.1	Start List	362
8.10.3.2	Results	363
8.10.4	Semifinal	364
8.10.4.1	Start List	364
8.10.4.2	Results	365
8.10.5	Quarterfinal	366
8.10.5.1	Start List	366
8.10.5.2	Results	367
8.10.6	Heat	368
8.10.6.1	Start List	368
8.10.6.2	Results	369
8.11	Boys' 1500m	370
8.11.1	Event Classification	371

8.11.2	Medallists	372
8.11.3	Final	373
8.11.3.1	Start List	373
8.11.3.2	Results	374
8.11.4	Semifinal	375
8.11.4.1	Start List	375
8.11.4.2	Results	376
8.11.5	Heat	377
8.11.5.1	Start List	377
8.11.5.2	Results	378
8.12	Mixed 3000m Relay	379
8.12.1	Event Classification	380
8.12.2	Medallists	381
8.12.3	Final	382
8.12.3.1	Start List	382
8.12.3.2	Results	383
8.12.4	Semifinal	384
8.12.4.1	Start List	384
8.12.4.2	Results	385



EUROPEAN
YOUTH
OLYMPIC
FESTIVAL



Short Track Speed Skating Yenisehir Ice Rink



Competition Schedule

As of FRI 17 FEB 2017

REVISED
17 FEB 10:17

Date	Start Time	Event
WED 15 FEB	11:22	Girls' 1500m - Heats
	11:47	Boys' 1500m - Heats
	12:32	Girls' 1500m - Semifinals
	12:47	Boys' 1500m - Semifinals
	13:22	Girls' 1500m - Finals
	13:36	Boys' 1500m - Finals
THU 16 FEB	11:22	Girls' 500m - Heats
	11:40	Boys' 500m - Heats
	12:18	Girls' 500m - Quarterfinals
	12:30	Boys' 500m - Quarterfinals
	13:02	Girls' 500m - Semifinals
	13:08	Boys' 500m - Semifinals
	13:34	Girls' 500m - Finals
	13:44	Boys' 500m - Finals
14:14	Mixed 3000m Relay - Semifinals	
FRI 17 FEB	11:22	Girls' 1000m - Heats
	11:46	Boys' 1000m - Heats
	12:30	Girls' 1000m - Quarterfinals
	12:46	Boys' 1000m - Quarterfinals
	13:22	Girls' 1000m - Semifinals
	13:30	Boys' 1000m - Semifinals
	13:58	Girls' 1000m - Finals
	14:10	Boys' 1000m - Finals
	14:42	Mixed 3000m Relay - Finals

Note:
Please check INFO for more details and the latest updates.

Start time revised



Short Track Speed Skating



EUROPEAN
YOUTH
OLYMPIC
FESTIVAL



Number of Entries by NOC

As of THU 16 FEB 2017

REVISED
16 FEB 9:22

NOC	Girls				Boys				Mixed	Total Competitors
	500m	1000m	1500m	Competitors	500m	1000m	1500m	Competitors	Relay	
BLR - Belarus	2	2	2	2	2	2	2	2	4	4
BUL - Bulgaria	2	2	2	2	1	1	1	1		3
CZE - Czech Republic	2	2	2	2	2	2	2	2	4	4
FIN - Finland						1	1	1		1
FRA - France	1	1	1	1	1	1	1	1		2
GBR - Great Britain	2	2	2	2	1	1	1	1		3
ITA - Italy	2		2	2	2		2	2		4
LTU - Lithuania					1	1	1	1		1
LUX - Luxembourg	1	1	1	1	2	2	2	2		3
NED - Netherlands	2	2	2	2	2	2	2	2	4	4
POL - Poland	2	2	2	2	2	2	2	2	4	4
ROU - Romania	2	2	2	2	2	2	2	2	4	4
RUS - Russian Federation	2	2	2	2	2	2	2	2	4	4
SLO - Slovenia	1	1	1	1	2	2	2	2		3
SRB - Serbia					1	1	1	1		1
SVK - Slovakia	2	2	2	2						2
TUR - Turkey	2	2	2	2	2	2	2	2	4	4
UKR - Ukraine	2	2	2	2	2	2	2	2	4	4
Total: 18	27	25	27	27	27	26	28	28	32	55

FIN skater withdrawn from Boys 500m





Medallists by Event

As of FRI 17 FEB 2017 at 14:58

After 7 of 7 Events

Event	Date	Medal	Name	NOC Code
Boys' 500m	THU 16 FEB	GOLD	RAMANAUSKAS Salvijus	LTU
		SILVER	MURPHY Peter	LUX
		BRONZE	SELLIER Diane	FRA
Boys' 1000m	FRI 17 FEB	GOLD	SELLIER Diane	FRA
		SILVER	KARAGOL Hazar	TUR
		BRONZE	SIMAKIN Aleksei	RUS
Boys' 1500m	WED 15 FEB	GOLD	MURPHY Peter	LUX
		SILVER	IVLIEV Konstantin	RUS
		BRONZE	LUCA Spechenhauser	ITA
Girls' 500m	THU 16 FEB	GOLD	RASSKAZOVA Vera	RUS
		SILVER	DALRYMPLE Georgie	NED
		BRONZE	TUNNO Melissa	ITA
Girls' 1000m	FRI 17 FEB	GOLD	STORMOWSKA Kamila	POL
		SILVER	RASSKAZOVA Vera	RUS
		BRONZE	MARKIEWICZ Patrycja	POL
Girls' 1500m	WED 15 FEB	GOLD	RASSKAZOVA Vera	RUS
		SILVER	BOYTSOVA Sofya	RUS
		BRONZE	TUNNO Melissa	ITA
Mixed 3000m Relay	FRI 17 FEB	GOLD	BOYTSOVA Sofya IVLIEV Konstantin RASSKAZOVA Vera SIMAKIN Aleksei	RUS
		SILVER	BOGDANOWICZ Jan GISZKA Krystian MARKIEWICZ Patrycja STORMOWSKA Kamila	POL
		BRONZE	BOSMA Hugo DALRYMPLE Georgie van 'T WOUT Melle van ZUIJLEN Sara	NED

Short Track Speed Skating



EUROPEAN
YOUTH
OLYMPIC
FESTIVAL



FRI 17 FEB 2017



Medal Standings

As of FRI 17 FEB 2017 at 14:58

After 7 of 7 Events

Rank	NOC	Men				Ladies				Mixed				Total				Rank by Total
		G	S	B	Tot.	G	S	B	Tot.	G	S	B	Tot.	G	S	B	Tot.	
1	RUS - Russian Federation		1	1	2	2	2		4	1			1	3	3	1	7	1
2	POL - Poland					1		1	2		1		1	1	1	1	3	=2
3	LUX - Luxembourg	1	1		2								1	1		2	=4	
4	FRA - France	1		1	2								1		1	2	=4	
5	LTU - Lithuania	1			1								1			1	=7	
6	NED - Netherlands						1		1			1	1		1	2	=4	
7	TUR - Turkey		1		1									1		1	=7	
8	ITA - Italy			1	1			2	2							3	3	=2
	Total:	3	3	3	9	3	3	3	9	1	1	1	3	7	7	7	21	

Legend:

= Equal sign indicates that two or more NOCs share the same rank by total

B Bronze

G Gold

S Silver

Tot. Total





**EUROPEAN
YOUTH
OLYMPIC
FESTIVAL**



Results Book



SHORT TRACK SPEED SKATING

Girls' 500m



EUROPEAN
YOUTH
OLYMPIC
FESTIVAL



Short Track Speed Skating
Yenisehir Ice Rink
Girls' 500m



Event Classification

Group	Rank	Helmet Number	Name	NOC Code	Round Results					Best Time	
					H	QF	SF	FB	FA		
Finals	1	20	RASSKAZOVA Vera	RUS	1	1	1		1	0:45.352	
	2	13	DALRYMPLE Georgie	NED	1	2	2		2	0:45.359	
	3	11	TUNNO Melissa	ITA	1	2	2		3	0:46.055	
	4	19	BOYTSOVA Sofya	RUS	1	1	1		PEN	0:45.525	
	5	10	IORIATTI Gloria	ITA	2	2	3	1		0:45.564	
	6	7	LEVEQUE Aurelie	FRA	2	2	3	2		0:46.872	
Semifinals	7	16	STORMOWSKA Kamila	POL	1	1	PEN			0:45.962	
	8	15	MARKIEWICZ Patrycja	POL	1	1	PEN			0:46.346	
Quarterfinals	9	17	ALBERT Julia	ROU	2	3				0:47.216	
	10	14	van ZUIJLEN Sara	NED	3	3				0:46.308	
	11	6	PFEIFEROVA Tereza	CZE	3	3				0:46.581	
	12	24	CIRTI Sema	TUR	3	3				0:47.929	
	13	23	ZELINSKA Ema	SVK	2	4				0:47.162	
	14	5	BICANOVA Adela	CZE	2	4				0:47.853	
	15	2	TSIASSELKINA Maryia	BLR	2	4				0:49.508	
	16	12	MURPHY Caroline	LUX	3	4				0:47.279	
	Heats	17	1	KRASNOVA Ekaterina	BLR	3					0:48.174
		18	25	UZUN Kubra	TUR	3					0:50.582
19		26	MAKOVETSKA Anna	UKR	4					0:49.879	
20		9	HOYLAND Holly	GBR	4					0:50.090	
21		27	VOROPAIEVA Daria	UKR	4					0:51.137	
22		4	GYUROVA Kalina	BUL	4					0:52.971	
23		18	GIDRO Antonia	ROU	4					0:53.577	
24		3	GARKOVA Mariya	BUL	4					1:01.654	
25		8	CRAWFORD Natalie	GBR	5					0:52.338	
26		21	LES Ina	SLO	5					0:55.098	
		22	TRUSOVA Sandra	SVK	PEN						

Note:
The skaters who did not complete the finals will not be eligible for any award.

Legend:
FA Final A
PEN Penalty
FB Final B
QF Quarterfinals
H Heats
SF Semifinals





EUROPEAN
YOUTH
OLYMPIC
FESTIVAL



Short Track Speed Skating

Girls' 500m

THU 16 FEB 2017



Medallists

Medal	Name	NOC
GOLD	RASSKAZOVA Vera	RUS - Russian Federation
SILVER	DALRYMPLE Georgie	NED - Netherlands
BRONZE	TUNNO Melissa	ITA - Italy





EUROPEAN
YOUTH
OLYMPIC
FESTIVAL



Short Track Speed Skating
Yenisehir Ice Rink
Girls' 500m
Finals



THU 16 FEB 2017
Start Time 13:34

Start List

Race Number	Race	Start Position	Helmet Number	Name	NOC Code
45	FB	1	10	IORIATTI Gloria	ITA
		2	7	LEVEQUE Aurelie	FRA
46	FA	1	20	RASSKAZOVA Vera	RUS
		2	13	DALRYMPLE Georgie	NED
		3	19	BOYTSOVA Sofya	RUS
		4	11	TUNNO Melissa	ITA

Legend:

FA Final A FB Final B





EUROPEAN
YOUTH
OLYMPIC
FESTIVAL



Short Track Speed Skating
Yenisehir Ice Rink
Girls' 500m
Semifinals



THU 16 FEB 2017
Start Time 13:02

Start List

Race Number	Race	Start Position	Helmet Number	Name	NOC Code
41	SF1	1	20	RASSKAZOVA Vera	RUS
		2	10	IORIATTI Gloria	ITA
		3	16	STORMOWSKA Kamila	POL
		4	13	DALRYMPLE Georgie	NED
42	SF2	1	11	TUNNO Melissa	ITA
		2	19	BOYTSOVA Sofya	RUS
		3	15	MARKIEWICZ Patrycja	POL
		4	7	LEVEQUE Aurelie	FRA

Note:
The first and second placed skaters from each race qualify for the final A, the third and fourth placed skaters from each race qualify for final B.

Legend:
SFn Semifinal 1-n





EUROPEAN
YOUTH
OLYMPIC
FESTIVAL



Short Track Speed Skating
Yenisehir Ice Rink
Girls' 500m
Semifinals

THU 16 FEB 2017



Results

REVISED
17 FEB 13:21

Race Number	Race	Rank	Helmet Number	Name	NOC Code	Result	Qual.	Record
41	SF1	1	20	RASSKAZOVA Vera	RUS	0:45.352	QA	
		2	13	DALRYMPLE Georgie	NED	0:45.359	QA	
		3	10	IORIATTI Gloria	ITA	0:45.998	QB	
		16	STORMOWSKA Kamila	POL	PEN			
42	SF2	1	19	BOYTSOVA Sofya	RUS	0:45.754	QA	
		2	11	TUNNO Melissa	ITA	0:46.069	QA	
		3	7	LEVEQUE Aurelie	FRA	1:05.766	QB	
		15	MARKIEWICZ Patrycja	POL	PEN			

Note:
The first and second placed skaters from each race qualify for the final A, the third and fourth placed skaters from each race qualify for final B. Please note that only one record can be presented in a single round, even if a pre-existing result is surpassed more than once in the same round.

Legend:
PEN Penalty
Qual. Qualification code
QA Qualified for final A
SFn Semifinal 1-n
QB Qualified for final B

Legend updated





EUROPEAN
YOUTH
OLYMPIC
FESTIVAL



Short Track Speed Skating
Yenisehir Ice Rink
Girls' 500m
Quarterfinals

THU 16 FEB 2017
Start Time 12:18



Start List

Race Number	Race	Start Position	Helmet Number	Name	NOC Code
33	QF1	1	16	STORMOWSKA Kamila	POL
		2	11	TUNNO Melissa	ITA
		3	14	van ZUIJLEN Sara	NED
		4	5	BICANOVA Adela	CZE
34	QF2	1	10	IORIATTI Gloria	ITA
		2	20	RASSKAZOVA Vera	RUS
		3	17	ALBERT Julia	ROU
		4	12	MURPHY Caroline	LUX
35	QF3	1	19	BOYTSOVA Sofya	RUS
		2	7	LEVEQUE Aurelie	FRA
		3	23	ZELINSKA Ema	SVK
		4	24	CIRTI Sema	TUR
36	QF4	1	15	MARKIEWICZ Patrycja	POL
		2	13	DALRYMPLE Georgie	NED
		3	6	PFEIFEROVA Tereza	CZE
		4	2	TSIASSELKINA Maryia	BLR

Note:
The first and second placed skaters from each race qualify for Semifinals.

Legend:
QFn Quarterfinal 1-n





EUROPEAN
YOUTH
OLYMPIC
FESTIVAL



Short Track Speed Skating
Yenisehir Ice Rink
Girls' 500m
Quarterfinals

THU 16 FEB 2017



Results

Race Number	Race	Rank	Helmet Number	Name	NOC Code	Result	Qual.	Record
33	QF1	1	16	STORMOWSKA Kamila	POL	0:45.962	Q	
		2	11	TUNNO Melissa	ITA	0:46.055	Q	
		3	14	van ZUIJLEN Sara	NED	0:46.308		
		4	5	BICANOVA Adela	CZE	0:48.427		
34	QF2	1	20	RASSKAZOVA Vera	RUS	0:45.613	Q	
		2	10	IORIATTI Gloria	ITA	0:45.706	Q	
		3	17	ALBERT Julia	ROU	0:47.216		
		4	12	MURPHY Caroline	LUX	0:47.279		
35	QF3	1	19	BOYTSOVA Sofya	RUS	0:46.129	Q	
		2	7	LEVEQUE Aurelie	FRA	0:46.917	Q	
		3	24	CIRTI Sema	TUR	0:50.156		
		4	23	ZELINSKA Ema	SVK	No time		
36	QF4	1	15	MARKIEWICZ Patrycja	POL	0:46.377	Q	
		2	13	DALRYMPLE Georgie	NED	0:46.426	Q	
		3	6	PFEIFEROVA Tereza	CZE	0:46.581		
		4	2	TSIASSELKINA Maryia	BLR	1:03.017		

Note:

The first and second placed skaters from each race qualify for Semifinals.

Please note that only one record can be presented in a single round, even if a pre-existing result is surpassed more than once in the same round.

Legend:

Q Qualified QFn Quarterfinal 1-n Qual. Qualification code





EUROPEAN
YOUTH
OLYMPIC
FESTIVAL



Short Track Speed Skating
Yenisehir Ice Rink
Girls' 500m
Heats

THU 16 FEB 2017
Start Time 11:22



Start List

REVISED
16 FEB 9:12

Race Number	Race	Start Position	Helmet Number	Name	NOC Code
21	H1	1	27	VOROPAIEVA Daria	UKR
		2	23	ZELINSKA Ema	SVK
		3	14	van ZUIJLEN Sara	NED
		4	21	LES Ina	SLO
		5	11	TUNNO Melissa	ITA
22	H2	1	17	ALBERT Julia	ROU
		2	15	MARKIEWICZ Patrycja	POL
		3	12	MURPHY Caroline	LUX
		4	9	HOYLAND Holly	GBR
23	H3	1	18	GIDRO Antonia	ROU
		2	19	BOYTSOVA Sofya	RUS
		3	1	KRASNOVA Ekaterina	BLR
		4	10	IORIATTI Gloria	ITA
24	H4	1	5	BICANOVA Adela	CZE
		2	3	GARKOVA Mariya	BUL
		3	24	CIRTI Sema	TUR
		4	20	RASSKAZOVA Vera	RUS
25	H5	1	16	STORMOWSKA Kamila	POL
		2	8	CRAWFORD Natalie	GBR
		3	7	LEVEQUE Aurelie	FRA
		4	26	MAKOVETSKA Anna	UKR
		5	6	PFEIFEROVA Tereza	CZE
26	H6	1	13	DALRYMPLE Georgie	NED
		2	25	UZUN Kubra	TUR
		3	22	TRUSOVA Sandra	SVK
		4	2	TSIASSELKINA Maryia	BLR
		5	4	GYUROVA Kalina	BUL

Note:
The first and second placed skaters from each race and the four fastest third place skaters qualify for Quarterfinals.

Legend:
Hn Heat 1-n

Race numbers revised





EUROPEAN
YOUTH
OLYMPIC
FESTIVAL



Short Track Speed Skating
Yenisehir Ice Rink
Girls' 500m
Heats

THU 16 FEB 2017



Results

REVISED
17 FEB 13:20

Race Number	Race	Rank	Helmet Number	Name	NOC Code	Result	Qual.	Record
21	H1	1	11	TUNNO Melissa	ITA	0:47.080	Q	
		2	23	ZELINSKA Ema	SVK	0:47.162	Q	
		3	14	van ZUIJLEN Sara	NED	0:47.255	q	
		4	27	VOROPAIEVA Daria	UKR	0:51.137		
		5	21	LES Ina	SLO	0:55.098		
22	H2	1	15	MARKIEWICZ Patrycja	POL	0:46.346	Q	
		2	17	ALBERT Julia	ROU	0:47.502	Q	
		3	12	MURPHY Caroline	LUX	0:47.896	q	
		4	9	HOYLAND Holly	GBR	0:50.090		
23	H3	1	19	BOYTSOVA Sofya	RUS	0:45.525	Q	
		2	10	IORIATTI Gloria	ITA	0:45.564	Q	
		3	1	KRASNOVA Ekaterina	BLR	0:48.174		
		4	18	GIDRO Antonia	ROU	0:53.577		
24	H4	1	20	RASSKAZOVA Vera	RUS	0:45.914	Q	
		2	5	BICANOVA Adela	CZE	0:47.853	Q	
		3	24	CIRTI Sema	TUR	0:47.929	q	
		4	3	GARKOVA Mariya	BUL	1:01.654		
25	H5	1	16	STORMOWSKA Kamila	POL	0:46.056	Q	
		2	7	LEVEQUE Aurelie	FRA	0:46.872	Q	
		3	6	PFEIFEROVA Tereza	CZE	0:47.039	q	
		4	26	MAKOVETSKA Anna	UKR	0:49.879		
		5	8	CRAWFORD Natalie	GBR	0:52.338		
26	H6	1	13	DALRYMPLE Georgie	NED	0:46.665	Q	
		2	2	TSIASSELKINA Maryia	BLR	0:49.508	Q	
		3	25	UZUN Kubra	TUR	0:50.582		
		4	4	GYUROVA Kalina	BUL	0:52.971		
			22	TRUSOVA Sandra	SVK	PEN		

Note:

The first and second placed skaters from each race and the four fastest third place skaters qualify for Quarterfinals.
Please note that only one record can be presented in a single round, even if a pre-existing result is surpassed more than once in the same round.

Legend:

Hn Heat 1-n
Q Qualified
PEN Penalty
Qual. Qualification code
q Qualified as a fastest third place skater

Legend updated





**EUROPEAN
YOUTH
OLYMPIC
FESTIVAL**



Results Book



SHORT TRACK SPEED SKATING

Girls' 1000m



Event Classification

Group	Rank	Helmet Number	Name	NOC Code	Round Results					Best Time
					H	QF	SF	FB	FA	
Finals	1	16	STORMOWSKA Kamila	POL	1	2	1		1	1:35.592
	2	20	RASSKAZOVA Vera	RUS	1	1	1		2	1:34.834
	3	15	MARKIEWICZ Patrycja	POL	1	1	2		3	1:36.620
	4	19	BOYTSOVA Sofya	RUS	1	1	2		4	1:34.918
	5	13	DALRYMPLE Georgie	NED	1	2	3	1		1:35.906
	6	14	van ZUIJLEN Sara	NED	1	2	4	2		1:38.892
	7	17	ALBERT Julia	ROU	2	2	3	3		1:35.943
	8	7	LEVEQUE Aurelie	FRA	2	1	4	4		1:37.527
Semifinals	9	1	KRASNOVA Ekaterina	BLR	2	3	5			1:40.314
Quarterfinals	10	12	MURPHY Caroline	LUX	3	3				1:37.123
	11	24	CIRTI Sema	TUR	3	3				1:38.056
	12	22	TRUSOVA Sandra	SVK	3	3				1:39.314
	13	6	PFEIFEROVA Tereza	CZE	2	4				1:39.651
	14	26	MAKOVETSKA Anna	UKR	2	4				1:43.119
	15	23	ZELINSKA Ema	SVK	2	4				1:45.203
	16	18	GIDRO Antonia	ROU	3	PEN				1:42.709
	Heats	17	5	BICANOVA Adela	CZE	3				
18		3	GARKOVA Mariya	BUL	3					1:48.609
19		9	HOYLAND Holly	GBR	4					1:41.015
20		25	UZUN Kubra	TUR	4					1:44.806
21		27	VOROPAIEVA Daria	UKR	4					1:45.944
22		4	GYUROVA Kalina	BUL	4					1:47.403
23		8	CRAWFORD Natalie	GBR	4					1:50.651
24		2	TSIASSELKINA Maryia	BLR	4					
25		21	LES Ina	SLO	5					1:53.517

Note:
The skaters who did not complete the finals will not be eligible for any award.

Legend:

FA	Final A	FB	Final B	H	Heats
PEN	Penalty	QF	Quarterfinals	SF	Semifinals



EUROPEAN
YOUTH
OLYMPIC
FESTIVAL



Short Track Speed Skating

Girls' 1000m

FRI 17 FEB 2017



Medallists

Medal	Name	NOC
GOLD	STORMOWSKA Kamila	POL - Poland
SILVER	RASSKAZOVA Vera	RUS - Russian Federation
BRONZE	MARKIEWICZ Patrycja	POL - Poland



EUROPEAN
YOUTH
OLYMPIC
FESTIVAL



Short Track Speed Skating
Yenisehir Ice Rink
Girls' 1000m
Finals



FRI 17 FEB 2017
Start Time 13:58

Start List

Race Number	Race	Start Position	Helmet Number	Name	NOC Code
75	FB	1	13	DALRYMPLE Georgie	NED
		2	17	ALBERT Julia	ROU
		3	7	LEVEQUE Aurelie	FRA
		4	14	van ZUIJLEN Sara	NED
76	FA	1	20	RASSKAZOVA Vera	RUS
		2	19	BOYTSOVA Sofya	RUS
		3	16	STORMOWSKA Kamila	POL
		4	15	MARKIEWICZ Patrycja	POL

Legend:

FA Final A FB Final B





EUROPEAN
YOUTH
OLYMPIC
FESTIVAL



Short Track Speed Skating
Yenisehir Ice Rink
Girls' 1000m
Finals

FRI 17 FEB 2017



Results

Race Number	Race	Rank	Helmet Number	Name	NOC Code	Result	Record
76	FA	1	16	STORMOWSKA Kamila	POL	1:44.485	
		2	20	RASSKAZOVA Vera	RUS	1:44.537	
		3	15	MARKIEWICZ Patrycja	POL	1:44.784	
		4	19	BOYTSOVA Sofya	RUS	1:52.620	
75	FB	1	13	DALRYMPLE Georgie	NED	1:38.900	
		2	14	van ZUIJLEN Sara	NED	1:40.104	
		3	17	ALBERT Julia	ROU	1:40.226	
		4	7	LEVEQUE Aurelie	FRA	1:42.049	

Note:
Please note that only one record can be presented in a single round, even if a pre-existing result is surpassed more than once in the same round.

Legend:

FA Final A FB Final B





EUROPEAN
YOUTH
OLYMPIC
FESTIVAL



Short Track Speed Skating
Yenisehir Ice Rink
Girls' 1000m
Semifinals

FRI 17 FEB 2017
Start Time 13:22



Start List

Race Number	Race	Start Position	Helmet Number	Name	NOC Code
71	SF1	1	20	RASSKAZOVA Vera	RUS
		2	13	DALRYMPLE Georgie	NED
		3	19	BOYTSOVA Sofya	RUS
		4	14	van ZUIJLEN Sara	NED
72	SF2	1	15	MARKIEWICZ Patrycja	POL
		2	17	ALBERT Julia	ROU
		3	7	LEVEQUE Aurelie	FRA
		4	16	STORMOWSKA Kamila	POL
		5	1	KRASNOVA Ekaterina	BLR

Note:
The first and second placed skaters from each race qualify for the final A, the third and fourth placed skaters from each race qualify for final B.

Legend:
SFn Semifinal 1-n





EUROPEAN
YOUTH
OLYMPIC
FESTIVAL



Short Track Speed Skating
Yenisehir Ice Rink
Girls' 1000m
Semifinals

FRI 17 FEB 2017



Results

Race Number	Race	Rank	Helmet Number	Name	NOC Code	Result	Qual.	Record
71	SF1	1	20	RASSKAZOVA Vera	RUS	1:34.834	QA	
		2	19	BOYTSOVA Sofya	RUS	1:34.918	QA	
		3	13	DALRYMPLE Georgie	NED	1:35.906	QB	
		4	14	van ZUIJLEN Sara	NED	1:38.892	QB	
72	SF2	1	16	STORMOWSKA Kamila	POL	1:36.863	QA	
		2	15	MARKIEWICZ Patrycja	POL	1:37.002	QA	
		3	17	ALBERT Julia	ROU	1:37.324	QB	
		4	7	LEVEQUE Aurelie	FRA	1:37.527	QB	
		5	1	KRASNOVA Ekaterina	BLR	1:42.487		

Note:

The first and second placed skaters from each race qualify for the final A, the third and fourth placed skaters from each race qualify for final B. Please note that only one record can be presented in a single round, even if a pre-existing result is surpassed more than once in the same round.

Legend:

QA Qualified for final A **QB** Qualified for final B **Qual.** Qualification code
SFn Semifinal 1-n





EUROPEAN
YOUTH
OLYMPIC
FESTIVAL



Short Track Speed Skating
Yenisehir Ice Rink
Girls' 1000m
Quarterfinals

FRI 17 FEB 2017
Start Time 12:30



Start List

Race Number	Race	Start Position	Helmet Number	Name	NOC Code
63	QF1	1	16	STORMOWSKA Kamila	POL
		2	7	LEVEQUE Aurelie	FRA
		3	1	KRASNOVA Ekaterina	BLR
		4	18	GIDRO Antonia	ROU
64	QF2	1	24	CIRTI Sema	TUR
		2	19	BOYTSOVA Sofya	RUS
		3	14	van ZUIJLEN Sara	NED
		4	23	ZELINSKA Ema	SVK
65	QF3	1	22	TRUSOVA Sandra	SVK
		2	13	DALRYMPLE Georgie	NED
		3	26	MAKOVETSKA Anna	UKR
		4	20	RASSKAZOVA Vera	RUS
66	QF4	1	17	ALBERT Julia	ROU
		2	15	MARKIEWICZ Patrycja	POL
		3	12	MURPHY Caroline	LUX
		4	6	PFEIFEROVA Tereza	CZE

Note:
The first and second placed skaters from each race qualify for Semifinals.

Legend:
QFn Quarterfinal 1-n





EUROPEAN
YOUTH
OLYMPIC
FESTIVAL



Short Track Speed Skating
Yenisehir Ice Rink
Girls' 1000m
Heats

FRI 17 FEB 2017
Start Time 11:22



Start List

REVISED
16 FEB 14:37

Race Number	Race	Start Position	Helmet Number	Name	NOC Code
51	H1	1	3	GARKOVA Mariya	BUL
		2	20	RASSKAZOVA Vera	RUS
		3	23	ZELINSKA Ema	SVK
		4	2	TSIASSELKINA Maryia	BLR
52	H2	1	18	GIDRO Antonia	ROU
		2	14	van ZUIJLEN Sara	NED
		3	6	PFEIFEROVA Tereza	CZE
		4	27	VOROPAIEVA Daria	UKR
53	H3	1	25	UZUN Kubra	TUR
		2	26	MAKOVETSKA Anna	UKR
		3	19	BOYTSOVA Sofya	RUS
		4	5	BICANOVA Adela	CZE
54	H4	1	1	KRASNOVA Ekaterina	BLR
		2	9	HOYLAND Holly	GBR
		3	13	DALRYMPLE Georgie	NED
		4	12	MURPHY Caroline	LUX
55	H5	1	4	GYUROVA Kalina	BUL
		2	16	STORMOWSKA Kamila	POL
		3	24	CIRTI Sema	TUR
		4	17	ALBERT Julia	ROU
56	H6	1	15	MARKIEWICZ Patrycja	POL
		2	8	CRAWFORD Natalie	GBR
		3	21	LES Ina	SLO
		4	7	LEVEQUE Aurelie	FRA
		5	22	TRUSOVA Sandra	SVK

Note:
The first and second placed skaters from each race and the four fastest third place skaters qualify for Quarterfinals.

Legend:
Hn Heat 1-n

Race numbers revised





EUROPEAN
YOUTH
OLYMPIC
FESTIVAL



Short Track Speed Skating
Yenisehir Ice Rink
Girls' 1000m
Heats

FRI 17 FEB 2017



Results

Race Number	Race	Rank	Helmet Number	Name	NOC Code	Result	Qual.	Record
51	H1	1	20	RASSKAZOVA Vera	RUS	1:45.052	Q	
		2	23	ZELINSKA Ema	SVK	1:45.203	Q	
		3	3	GARKOVA Mariya	BUL	1:48.609		
		4	2	TSIASSELKINA Maryia	BLR	No time		
52	H2	1	14	van ZUIJLEN Sara	NED	1:42.198	Q	
		2	6	PFEIFEROVA Tereza	CZE	1:42.266	Q	
		3	18	GIDRO Antonia	ROU	1:42.709	q	
		4	27	VOROPAIEVA Daria	UKR	1:45.944		
53	H3	1	19	BOYTSOVA Sofya	RUS	1:41.810	Q	
		2	26	MAKOVETSKA Anna	UKR	1:43.119	Q	
		3	5	BICANOVA Adela	CZE	1:43.762		
		4	25	UZUN Kubra	TUR	1:44.806		
54	H4	1	13	DALRYMPLE Georgie	NED	1:39.798	Q	
		2	1	KRASNOVA Ekaterina	BLR	1:40.314	Q	
		3	12	MURPHY Caroline	LUX	1:40.449	q	
		4	9	HOYLAND Holly	GBR	1:41.015		
55	H5	1	16	STORMOWSKA Kamila	POL	1:35.592	Q	
		2	17	ALBERT Julia	ROU	1:35.943	Q	
		3	24	CIRTI Sema	TUR	1:38.056	q	
		4	4	GYUROVA Kalina	BUL	1:47.403		
56	H6	1	15	MARKIEWICZ Patrycja	POL	1:37.438	Q	
		2	7	LEVEQUE Aurelie	FRA	1:37.550	Q	
		3	22	TRUSOVA Sandra	SVK	1:39.314	q	
		4	8	CRAWFORD Natalie	GBR	1:50.651		
		5	21	LES Ina	SLO	1:53.517		

Note:
The first and second placed skaters from each race and the four fastest third place skaters qualify for Quarterfinals.
Please note that only one record can be presented in a single round, even if a pre-existing result is surpassed more than once in the same round.

Legend:
Hn Heat 1-n **q** Qualified as a fastest third place skater **Q** Qualified
Qual. Qualification code





**EUROPEAN
YOUTH
OLYMPIC
FESTIVAL**



Results Book



SHORT TRACK SPEED SKATING

Girls' 1500m



EUROPEAN
YOUTH
OLYMPIC
FESTIVAL



Short Track Speed Skating

Girls' 1500m

WED 15 FEB 2017



Medallists

Medal	Name	NOC
GOLD	RASSKAZOVA Vera	RUS - Russian Federation
SILVER	BOYTSOVA Sofya	RUS - Russian Federation
BRONZE	TUNNO Melissa	ITA - Italy





EUROPEAN
YOUTH
OLYMPIC
FESTIVAL



Short Track Speed Skating
Yenisehir Ice Rink
Girls' 1500m
Finals



WED 15 FEB 2017

Start Time 13:22

Start List

Race Number	Race	Start Position	Helmet Number	Name	NOC Code
17	FB	1	17	ALBERT Julia	ROU
		2	23	ZELINSKA Ema	SVK
		3	14	van ZUIJLEN Sara	NED
		4	22	TRUSOVA Sandra	SVK
		5	13	DALRYMPLE Georgie	NED
		6	18	GIDRO Antonia	ROU
18	FA	1	7	LEVEQUE Aurelie	FRA
		2	19	BOYTSOVA Sofya	RUS
		3	16	STORMOWSKA Kamila	POL
		4	11	TUNNO Melissa	ITA
		5	20	RASSKAZOVA Vera	RUS
		6	15	MARKIEWICZ Patrycja	POL

Legend:

FA Final A FB Final B





EUROPEAN
YOUTH
OLYMPIC
FESTIVAL



Short Track Speed Skating
Yenisehir Ice Rink
Girls' 1500m
Semifinals

WED 15 FEB 2017
Start Time 12:32



Start List

Race Number	Race	Start Position	Helmet Number	Name	NOC Code
11	SF1	1	14	van ZUIJLEN Sara	NED
		2	16	STORMOWSKA Kamila	POL
		3	11	TUNNO Melissa	ITA
		4	22	TRUSOVA Sandra	SVK
		5	24	CIRTI Sema	TUR
12	SF2	1	10	IORIATTI Gloria	ITA
		2	19	BOYTSOVA Sofya	RUS
		3	7	LEVEQUE Aurelie	FRA
		4	23	ZELINSKA Ema	SVK
		5	17	ALBERT Julia	ROU
13	SF3	1	20	RASSKAZOVA Vera	RUS
		2	15	MARKIEWICZ Patrycja	POL
		3	13	DALRYMPLE Georgie	NED
		4	26	MAKOVETSKA Anna	UKR
		5	18	GIDRO Antonia	ROU

Note:
The first and second placed skaters from each race qualify for the final A, the third and fourth placed skaters from each race qualify for final B.

Legend:
SFn Semifinal 1-n





EUROPEAN
YOUTH
OLYMPIC
FESTIVAL



Short Track Speed Skating
Yenisehir Ice Rink
Girls' 1500m
Semifinals

WED 15 FEB 2017



Results

REVISED
17 FEB 13:17

Race Number	Race	Rank	Helmet Number	Name	NOC Code	Result	Qual.	Record
11	SF1	1	16	STORMOWSKA Kamila	POL	2:40.224	QA	
		2	11	TUNNO Melissa	ITA	2:40.325	QA	
		3	14	van ZUIJLEN Sara	NED	2:42.658	QB	
		4	22	TRUSOVA Sandra	SVK	2:42.781	QB	
		5	24	CIRTI Sema	TUR	2:42.974		
12	SF2	1	7	LEVEQUE Aurelie	FRA	2:38.937	QA	
		2	19	BOYTSOVA Sofya	RUS	2:39.357	QA	
		3	17	ALBERT Julia	ROU	2:40.534	QB	
		4	23	ZELINSKA Ema	SVK	2:40.985	QB	
		10	IORIATTI Gloria	ITA	PEN			
13	SF3	1	20	RASSKAZOVA Vera	RUS	2:44.810	QA	
		2	15	MARKIEWICZ Patrycja	POL	2:45.454	QA	
		3	13	DALRYMPLE Georgie	NED	2:45.587	QB	
		4	18	GIDRO Antonia	ROU	2:52.196	QB	
		5	26	MAKOVETSKA Anna	UKR	2:57.599		

Note:
The first and second placed skaters from each race qualify for the final A, the third and fourth placed skaters from each race qualify for final B. Please note that only one record can be presented in a single round, even if a pre-existing result is surpassed more than once in the same round.

Legend:
PEN Penalty
Qual. Qualification code
QA Qualified for final A
SFn Semifinal 1-n
QB Qualified for final B

Legend updated





EUROPEAN
YOUTH
OLYMPIC
FESTIVAL



Short Track Speed Skating
Yenisehir Ice Rink
Girls' 1500m
Heats

WED 15 FEB 2017
Start Time 11:22



Start List

REVISED
14 FEB 19:23

Race Number	Race	Start Position	Helmet Number	Name	NOC Code
1	H1	1	9	HOYLAND Holly	GBR
		2	24	CIRTI Sema	TUR
		3	13	DALRYMPLE Georgie	NED
		4	21	LES Ina	SLO
		5	22	TRUSOVA Sandra	SVK
		6	5	BICANOVA Adela	CZE
2	H2	1	7	LEVEQUE Aurelie	FRA
		2	27	VOROPAIEVA Daria	UKR
		3	6	PFEIFEROVA Tereza	CZE
		4	23	ZELINSKA Ema	SVK
		5	20	RASSKAZOVA Vera	RUS
3	H3	1	12	MURPHY Caroline	LUX
		2	15	MARKIEWICZ Patrycja	POL
		3	3	GARKOVA Mariya	BUL
		4	18	GIDRO Antonia	ROU
		5	26	MAKOVETSKA Anna	UKR
4	H4	1	8	CRAWFORD Natalie	GBR
		2	10	IORIATTI Gloria	ITA
		3	1	KRASNOVA Ekaterina	BLR
		4	19	BOYTSOVA Sofya	RUS
		5	14	van ZUIJLEN Sara	NED
		6	25	UZUN Kubra	TUR
5	H5	1	2	TSIASSELKINA Maryia	BLR
		2	16	STORMOWSKA Kamila	POL
		3	4	GYUROVA Kalina	BUL
		4	17	ALBERT Julia	ROU
		5	11	TUNNO Melissa	ITA

Note:
The first, second and third placed skaters from each race qualify for Semifinals.

Legend:
Hn Heat 1-n

Correction to look and feel





EUROPEAN
YOUTH
OLYMPIC
FESTIVAL



Short Track Speed Skating
Yenisehir Ice Rink
Girls' 1500m
Heats

WED 15 FEB 2017



Results

Race Number	Race	Rank	Helmet Number	Name	NOC Code	Result	Qual.	Record
1	H1	1	22	TRUSOVA Sandra	SVK	2:46.132	Q	
		2	13	DALRYMPLE Georgie	NED	2:46.188	Q	
		3	24	CIRTI Sema	TUR	2:46.274	Q	
		4	9	HOYLAND Holly	GBR	2:46.445		
		5	21	LES Ina	SLO	2:49.835		
		6	5	BICANOVA Adela	CZE	3:02.673		
2	H2	1	20	RASSKAZOVA Vera	RUS	2:42.179	Q	
		2	7	LEVEQUE Aurelie	FRA	2:42.427	Q	
		3	23	ZELINSKA Ema	SVK	2:42.493	Q	
		4	6	PFEIFEROVA Tereza	CZE	2:42.849		
		5	27	VOROPAIEVA Daria	UKR	2:48.786		
3	H3	1	15	MARKIEWICZ Patrycja	POL	2:44.528	Q	
		2	26	MAKOVETSKA Anna	UKR	2:47.849	Q	
		3	18	GIDRO Antonia	ROU	2:48.644	Q	
		4	3	GARKOVA Mariya	BUL	2:53.138		
		5	12	MURPHY Caroline	LUX	No time		
4	H4	1	10	IORIATTI Gloria	ITA	2:39.836	Q	
		2	19	BOYTSOVA Sofya	RUS	2:39.947	Q	
		3	14	van ZUIJLEN Sara	NED	2:41.487	Q	
		4	1	KRASNOVA Ekaterina	BLR	2:42.116		
		5	25	UZUN Kubra	TUR	2:46.834		
		6	8	CRAWFORD Natalie	GBR	2:55.010		
5	H5	1	16	STORMOWSKA Kamila	POL	2:41.541	Q	
		2	11	TUNNO Melissa	ITA	2:42.466	Q	
		3	17	ALBERT Julia	ROU	2:44.872	Q	
		4	2	TSIASSELKINA Maryia	BLR	2:46.563		
		5	4	GYUROVA Kalina	BUL	2:53.859		

Note:

The first, second and third placed skaters from each race qualify for Semifinals.

Please note that only one record can be presented in a single round, even if a pre-existing result is surpassed more than once in the same round.

Legend:

Hn Heat 1-n **Q** Qualified **Qual.** Qualification code





**EUROPEAN
YOUTH
OLYMPIC
FESTIVAL**



Results Book



SHORT TRACK SPEED SKATING

Boys' 500m



Event Classification

Group	Rank	Helmet Number	Name	NOC Code	Round Results					Best Time	
					H	QF	SF	FB	FA		
Finals	1	112	RAMANAUSKAS Salvijus	LTU	1	1	1		1	0:43.121	
	2	114	MURPHY Peter	LUX	2	2	2		2	0:43.328	
	3	107	SELLIER Diane	FRA	2	1	2		3	0:43.010	
	4	121	IVLIEV Konstantin	RUS	1	1	1		4	0:43.164	
	5	113	GERE Augustin	LUX	1	1	3	1		0:43.585	
	6	119	NEDELEA Cosmin Ionut	ROU	2	2	4	2		0:44.585	
	7	123	URLEP Bor Luka	SLO	1	2	3	3		0:44.465	
Semifinals	8	122	SIMAKIN Aleksei	RUS		2	PEN			0:43.413	
Quarterfinals	9	115	BOSMA Hugo	NED	1	3				0:43.598	
	10	128	IOFIN Denys	UKR	1	3				0:45.846	
	11	116	van 'T WOUT Melle	NED	2	3				0:43.831	
	12	103	TSVETKOV Georgi	BUL	2	3				0:50.708	
	13	110	LUCA Spechenhauser	ITA	2	4				0:43.817	
	14	120	SZASZ Attila Istvan	ROU	3	4				0:44.651	
	15	117	BOGDANOWICZ Jan	POL	3	4				0:45.052	
	16	126	KARAGOL Hazar	TUR		4				0:43.925	
	17	127	OZDEN Fatih	TUR	3	5				0:45.378	
	18	105	SEJPAL Zdenek	CZE	3	5				0:45.814	
	Heats	19	101	DAMARATSKI Yahor	BLR	3					0:46.371
		20	124	ZGOZNIK Lovro	SLO	4					0:50.047
		21	129	KHOCHYN Mykyta	UKR	4					0:53.831
		22	125	DORDEVIC Jovan	SRB	4					0:56.995
		23	111	PONTALTI Riccardo	ITA	4					
		24	104	FAJKUS Radek	CZE	5					
				102	HAPON Uladzislau	BLR	DNF				
		109	TREACY Niall	GBR	DNF						
		118	GISZKA Krystian	POL	PEN						

Note:
The skaters who did not complete the finals will not be eligible for any award.

Legend:					
DNF	Did Not Finish	FA	Final A	FB	Final B
H	Heats	PEN	Penalty	QF	Quarterfinals
SF	Semifinals				



EUROPEAN
YOUTH
OLYMPIC
FESTIVAL



Short Track Speed Skating

Boys' 500m

THU 16 FEB 2017



Medallists

Medal	Name	NOC
GOLD	RAMANAUSKAS Salvijus	LTU - Lithuania
SILVER	MURPHY Peter	LUX - Luxembourg
BRONZE	SELLIER Diane	FRA - France



T.C.
GENÇLİK VE SPOR
BAKANLIĞI
Güçlü gençler için



TÜRKİYE
MİLLÎ
OLİMPİYAT
KOMİTESİ



T.C.
ERZURUM VALİLİĞİ



ERZURUM
BÜYÜKŞEHİR BELEDİYESİ



ERZURUM ATATÜRK SPOR SALONU
1957



EUROPEAN
YOUTH
OLYMPIC
FESTIVAL



Short Track Speed Skating
Yenisehir Ice Rink
Boys' 500m
Finals



THU 16 FEB 2017
Start Time 13:44

Start List

Race Number	Race	Start Position	Helmet Number	Name	NOC Code
47	FB	1	113	GERE Augustin	LUX
		2	123	URLEP Bor Luka	SLO
		3	119	NEDELEA Cosmin Ionut	ROU
48	FA	1	112	RAMANAUSKAS Salvijus	LTU
		2	121	IVLIEV Konstantin	RUS
		3	114	MURPHY Peter	LUX
		4	107	SELLIER Diane	FRA

Legend:

FA Final A FB Final B





EUROPEAN
YOUTH
OLYMPIC
FESTIVAL



Short Track Speed Skating
Yenisehir Ice Rink
Boys' 500m
Finals

THU 16 FEB 2017



Results

Race Number	Race	Rank	Helmet Number	Name	NOC Code	Result	Record
48	FA	1	112	RAMANAUSKAS Salvijus	LTU	0:43.242	
		2	114	MURPHY Peter	LUX	0:43.414	
		3	107	SELLIER Diane	FRA	0:43.703	
		4	121	IVLIEV Konstantin	RUS	0:49.131	
47	FB	1	113	GERE Augustin	LUX	0:44.414	
		2	119	NEDELEA Cosmin Ionut	ROU	0:44.585	
		3	123	URLEP Bor Luka	SLO	0:44.869	

Note:
Please note that only one record can be presented in a single round, even if a pre-existing result is surpassed more than once in the same round.

Legend:
FA Final A FB Final B





EUROPEAN
YOUTH
OLYMPIC
FESTIVAL



Short Track Speed Skating
Yenisehir Ice Rink
Boys' 500m
Semifinals



THU 16 FEB 2017
Start Time 13:08

Start List

Race Number	Race	Start Position	Helmet Number	Name	NOC Code
43	SF1	1	114	MURPHY Peter	LUX
		2	112	RAMANAUSKAS Salvijus	LTU
		3	113	GERE Augustin	LUX
		4	119	NEDELEA Cosmin Ionut	ROU
44	SF2	1	107	SELLIER Diane	FRA
		2	121	IVLIEV Konstantin	RUS
		3	122	SIMAKIN Aleksei	RUS
		4	123	URLEP Bor Luka	SLO

Note:
The first and second placed skaters from each race qualify for the final A, the third and fourth placed skaters from each race qualify for final B.

Legend:
SFn Semifinal 1-n





EUROPEAN
YOUTH
OLYMPIC
FESTIVAL



Short Track Speed Skating
Yenisehir Ice Rink
Boys' 500m
Semifinals

THU 16 FEB 2017



Results

REVISED
17 FEB 13:21

Race Number	Race	Rank	Helmet Number	Name	NOC Code	Result	Qual.	Record
43	SF1	1	112	RAMANAUSKAS Salvijus	LTU	0:43.121	QA	
		2	114	MURPHY Peter	LUX	0:43.328	QA	
		3	113	GERE Augustin	LUX	0:43.585	QB	
		4	119	NEDELEA Cosmin Ionut	ROU	0:45.342	QB	
44	SF2	1	121	IVLIEV Konstantin	RUS	0:43.164	QA	
		2	107	SELLIER Diane	FRA	0:43.714	QA	
		3	123	URLEP Bor Luka	SLO	0:44.871	QB	
			122	SIMAKIN Aleksei	RUS	PEN		

Note:
The first and second placed skaters from each race qualify for the final A, the third and fourth placed skaters from each race qualify for final B. Please note that only one record can be presented in a single round, even if a pre-existing result is surpassed more than once in the same round.

Legend:
PEN Penalty
Qual. Qualification code
QA Qualified for final A
SFn Semifinal 1-n
QB Qualified for final B

Legend updated





EUROPEAN
YOUTH
OLYMPIC
FESTIVAL



Short Track Speed Skating
Yenisehir Ice Rink
Boys' 500m
Quarterfinals

THU 16 FEB 2017
Start Time 12:30



Start List

Race Number	Race	Start Position	Helmet Number	Name	NOC Code
37	QF1	1	112	RAMANAUSKAS Salvijus	LTU
		2	117	BOGDANOWICZ Jan	POL
		3	119	NEDELEA Cosmin Ionut	ROU
		4	128	IOFIN Denys	UKR
38	QF2	1	115	BOSMA Hugo	NED
		2	110	LUCA Spechenhauser	ITA
		3	107	SELLIER Diane	FRA
		4	105	SEJPAL Zdenek	CZE
		5	122	SIMAKIN Aleksei	RUS
39	QF3	1	113	GERE Augustin	LUX
		2	123	URLEP Bor Luka	SLO
		3	120	SZASZ Attila Istvan	ROU
		4	103	TSVETKOV Georgi	BUL
40	QF4	1	121	IVLIEV Konstantin	RUS
		2	114	MURPHY Peter	LUX
		3	116	van 'T WOUT Melle	NED
		4	127	OZDEN Fatih	TUR
		5	126	KARAGOL Hazar	TUR

Note:
The first and second placed skaters from each race qualify for Semifinals.

Legend:
QFn Quarterfinal 1-n





EUROPEAN
YOUTH
OLYMPIC
FESTIVAL



Short Track Speed Skating
Yenisehir Ice Rink
Boys' 500m
Quarterfinals

THU 16 FEB 2017



Results

Race Number	Race	Rank	Helmet Number	Name	NOC Code	Result	Qual.	Record
37	QF1	1	112	RAMANAUSKAS Salvijus	LTU	0:44.416	Q	
		2	119	NEDELEA Cosmin Ionut	ROU	0:45.646	Q	
		3	128	IOFIN Denys	UKR	0:45.846		
		4	117	BOGDANOWICZ Jan	POL	No time		
38	QF2	1	107	SELLIER Diane	FRA	0:43.010	Q	
		2	122	SIMAKIN Aleksei	RUS	0:43.413	Q	
		3	115	BOSMA Hugo	NED	0:43.716		
		4	110	LUCA Spechenhauser	ITA	0:43.817		
		5	105	SEJPAL Zdenek	CZE	0:45.814		
39	QF3	1	113	GERE Augustin	LUX	0:45.012	Q	
		2	123	URLEP Bor Luka	SLO	0:45.089	Q	
		3	103	TSVETKOV Georgi	BUL	0:50.748		
		4	120	SZASZ Attila Istvan	ROU	No time		
40	QF4	1	121	IVLIEV Konstantin	RUS	0:43.387	Q	
		2	114	MURPHY Peter	LUX	0:43.469	Q	
		3	116	van 'T WOUT Melle	NED	0:43.831		
		4	126	KARAGOL Hazar	TUR	0:43.925		
		5	127	OZDEN Fatih	TUR	0:45.875		

Note:

The first and second placed skaters from each race qualify for Semifinals.

Please note that only one record can be presented in a single round, even if a pre-existing result is surpassed more than once in the same round.

Legend:

Q Qualified QFn Quarterfinal 1-n Qual. Qualification code





EUROPEAN
YOUTH
OLYMPIC
FESTIVAL



Short Track Speed Skating
Yenisehir Ice Rink
Boys' 500m
Heats

THU 16 FEB 2017
Start Time 11:40



Start List

REVISED
16 FEB 9:46

Race Number	Race	Start Position	Helmet Number	Name	NOC Code
27	H1	1	105	SEJPAL Zdenek	CZE
		2	109	TREACY Niall	GBR
		3	119	NEDELEA Cosmin Ionut	ROU
		4	111	PONTALTI Riccardo	ITA
		5	121	IVLIEV Konstantin	RUS
28	H2	1	127	OZDEN Fatih	TUR
		2	107	SELLIER Diane	FRA
		3	113	GERE Augustin	LUX
		4	125	DORDEVIC Jovan	SRB
29	H3	1	116	van 'T WOUT Melle	NED
		2	102	HAPON Uladzislau	BLR
		3	123	URLEP Bor Luka	SLO
		4	120	SZASZ Attila Istvan	ROU
30	H4	1	129	KHOCHYN Mykyta	UKR
		2	114	MURPHY Peter	LUX
		3	115	BOSMA Hugo	NED
		4	117	BOGDANOWICZ Jan	POL
31	H5	1	126	KARAGOL Hazar	TUR
		2	128	IOFIN Denys	UKR
		3	103	TSVETKOV Georgi	BUL
		4	118	GISZKA Krystian	POL
		5	122	SIMAKIN Aleksei	RUS
32	H6	1	112	RAMANAUSKAS Salvijus	LTU
		2	110	LUCA Spechenhauser	ITA
		3	101	DAMARATSKI Yahor	BLR
		4	104	FAJKUS Radek	CZE
		5	124	ZGOZNIK Lovro	SLO

Note:
Race has been cancelled.
The first and second placed skaters from each race and the four fastest third place skaters qualify for Quarterfinals.

Legend:
Hn Heat 1-n

Competition format updated.





EUROPEAN
YOUTH
OLYMPIC
FESTIVAL



Short Track Speed Skating
Yenisehir Ice Rink
Boys' 500m
Heats

THU 16 FEB 2017



Results

REVISED
17 FEB 13:20

Race Number	Race	Rank	Helmet Number	Name	NOC Code	Result	Qual.	Record
27	H1	1	121	IVLIEV Konstantin	RUS	0:43.628	Q	
		2	119	NEDELEA Cosmin Ionut	ROU	0:45.645	Q	
		3	105	SEJPAL Zdenek	CZE	0:46.032	q	
		4	111	PONTALTI Riccardo	ITA	No time		
			109	TREACY Niall	GBR	DNF		
28	H2	1	113	GERE Augustin	LUX	0:44.253	Q	
		2	107	SELLIER Diane	FRA	0:44.467	Q	
		3	127	OZDEN Fatih	TUR	0:45.378	q	
		4	125	DORDEVIC Jovan	SRB	0:56.995		
29	H3	1	123	URLEP Bor Luka	SLO	0:44.465	Q	
		2	116	van 'T WOUT Melle	NED	0:44.476	Q	
		3	120	SZASZ Attila Istvan	ROU	0:44.651	q	
			102	HAPON Uladzislau	BLR	DNF		
30	H4	1	115	BOSMA Hugo	NED	0:43.598	Q	
		2	114	MURPHY Peter	LUX	0:43.749	Q	
		3	117	BOGDANOWICZ Jan	POL	0:45.052	q	
		4	129	KHOCHYN Mykyta	UKR	0:53.831		
31	H5	1	128	IOFIN Denys	UKR	0:46.265	Q	
		2	103	TSVETKOV Georgi	BUL	0:50.708	Q	
			118	GISZKA Krystian	POL	PEN		
			122	SIMAKIN Aleksei	RUS		ADV	
			126	KARAGOL Hazar	TUR		ADV	
32	H6	1	112	RAMANAUSKAS Salvijus	LTU	0:43.749	Q	
		2	110	LUCA Spechenhauser	ITA	0:44.297	Q	
		3	101	DAMARATSKI Yahor	BLR	0:46.371		
		4	124	ZGOZNIK Lovro	SLO	0:50.047		
		5	104	FAJKUS Radek	CZE	No time		

Note:

The first and second placed skaters from each race and the four fastest third place skaters qualify for Quarterfinals.
Please note that only one record can be presented in a single round, even if a pre-existing result is surpassed more than once in the same round.

Legend:

ADV	Advanced	DNF	Did Not Finish	Hn	Heat 1-n
PEN	Penalty	q	Qualified as a fastest third place skater	Q	Qualified
Qual.	Qualification code				

Legend updated





**EUROPEAN
YOUTH
OLYMPIC
FESTIVAL**



Results Book



SHORT TRACK SPEED SKATING

Boys' 1000m



EUROPEAN
YOUTH
OLYMPIC
FESTIVAL



Short Track Speed Skating
Yenisehir Ice Rink
Boys' 1000m



Event Classification

Group	Rank	Helmet Number	Name	NOC Code	Round Results					Best Time
					H	QF	SF	FB	FA	
Finals	1	107	SELLIER Diane	FRA	1	1	1		1	1:30.832
	2	126	KARAGOL Hazar	TUR	2	2	2		2	1:31.240
	3	122	SIMAKIN Aleksei	RUS	1	2	1		3	1:32.295
	4	112	RAMANAUSKAS Salvijus	LTU	2	2	2		PEN	1:30.683
	5	113	GERE Augustin	LUX	1	2	4	1		1:29.609
	6	114	MURPHY Peter	LUX	1	1	3	2		1:29.982
	7	118	GISZKA Krystian	POL	1	1	4	3		1:33.715
	8	121	IVLIEV Konstantin	RUS	1	1	3	4		1:31.141
Quarterfinals	9	116	van 'T WOUT Melle	NED	2	3				1:33.803
	10	123	URLEP Bor Luka	SLO	2	3				1:33.999
	11	109	TREACY Niall	GBR	3	3				1:35.538
	12	129	KHOCHYN Mykyta	UKR	3	4				1:33.286
	13	125	DORDEVIC Jovan	SRB	3	4				1:34.885
	14	120	SZASZ Attila Istvan	ROU	2	PEN				1:34.052
	15	115	BOSMA Hugo	NED	2	PEN				1:34.507
	16	128	IOFIN Denys	UKR	3	DNS				1:36.488
Heats	17	105	SEJPAL Zdenek	CZE	3					1:37.198
	18	104	FAJKUS Radek	CZE	3					1:38.396
	19	101	DAMARATSKI Yahor	BLR	4					1:34.979
	20	119	NEDELEA Cosmin Ionut	ROU	4					1:38.541
	21	117	BOGDANOWICZ Jan	POL	4					1:39.038
	22	124	ZGOZNIK Lovro	SLO	4					1:42.865
	23	103	TSVETKOV Georgi	BUL	5					1:43.507
	24	106	VAHA-VAHE Nils	FIN	5					1:44.831
		127	OZDEN Fatih	TUR	PEN					
		102	HAPON Uladzislau	BLR	PEN					

Note:
The skaters who did not complete the finals will not be eligible for any award.

Legend:					
DNS	Did Not Start	FA	Final A	FB	Final B
H	Heats	PEN	Penalty	QF	Quarterfinals
SF	Semifinals				





EUROPEAN
YOUTH
OLYMPIC
FESTIVAL



Short Track Speed Skating

Boys' 1000m

FRI 17 FEB 2017



Medallists

Medal	Name	NOC
GOLD	SELLIER Diane	FRA - France
SILVER	KARAGOL Hazar	TUR - Turkey
BRONZE	SIMAKIN Aleksei	RUS - Russian Federation





EUROPEAN
YOUTH
OLYMPIC
FESTIVAL



Short Track Speed Skating
Yenisehir Ice Rink
Boys' 1000m
Finals

FRI 17 FEB 2017
Start Time 14:10



Start List

Race Number	Race	Start Position	Helmet Number	Name	NOC Code
77	FB	1	121	IVLIEV Konstantin	RUS
		2	113	GERE Augustin	LUX
		3	114	MURPHY Peter	LUX
		4	118	GISZKA Krystian	POL
78	FA	1	107	SELLIER Diane	FRA
		2	112	RAMANAUSKAS Salvijus	LTU
		3	122	SIMAKIN Aleksei	RUS
		4	126	KARAGOL Hazar	TUR

Legend:

FA Final A FB Final B





EUROPEAN
YOUTH
OLYMPIC
FESTIVAL



Short Track Speed Skating
Yenisehir Ice Rink
Boys' 1000m
Finals

FRI 17 FEB 2017



Results

Race Number	Race	Rank	Helmet Number	Name	NOC Code	Result	Record
78	FA	1	107	SELLIER Diane	FRA	1:35.643	
		2	126	KARAGOL Hazar	TUR	1:35.854	
		3	122	SIMAKIN Aleksei	RUS	1:45.728	
			112	RAMANAUSKAS Salvijus	LTU	PEN	
77	FB	1	113	GERE Augustin	LUX	1:29.609	
		2	114	MURPHY Peter	LUX	1:29.982	
		3	118	GISZKA Krystian	POL	1:33.770	
		4	121	IVLIEV Konstantin	RUS	1:44.645	

Note:
Please note that only one record can be presented in a single round, even if a pre-existing result is surpassed more than once in the same round.

Legend:

FA Final A FB Final B PEN Penalty





EUROPEAN
YOUTH
OLYMPIC
FESTIVAL



Short Track Speed Skating
Yenisehir Ice Rink
Boys' 1000m
Semifinals

FRI 17 FEB 2017
Start Time 13:30



Start List

Race Number	Race	Start Position	Helmet Number	Name	NOC Code
73	SF1	1	114	MURPHY Peter	LUX
		2	122	SIMAKIN Aleksei	RUS
		3	118	GISZKA Krystian	POL
		4	126	KARAGOL Hazar	TUR
74	SF2	1	121	IVLIEV Konstantin	RUS
		2	113	GERE Augustin	LUX
		3	107	SELLIER Diane	FRA
		4	112	RAMANAUSKAS Salvijus	LTU

Note:
The first and second placed skaters from each race qualify for the final A, the third and fourth placed skaters from each race qualify for final B.

Legend:
SFn Semifinal 1-n





EUROPEAN
YOUTH
OLYMPIC
FESTIVAL



Short Track Speed Skating
Yenisehir Ice Rink
Boys' 1000m
Semifinals

FRI 17 FEB 2017



Results

Race Number	Race	Rank	Helmet Number	Name	NOC Code	Result	Qual.	Record
73	SF1	1	122	SIMAKIN Aleksei	RUS	1:33.767	QA	
		2	126	KARAGOL Hazar	TUR	1:33.863	QA	
		3	114	MURPHY Peter	LUX	1:33.947	QB	
		4	118	GISZKA Krystian	POL	1:34.991	QB	
74	SF2	1	107	SELLIER Diane	FRA	1:31.044	QA	
		2	112	RAMANAUSKAS Salvijus	LTU	1:31.105	QA	
		3	121	IVLIEV Konstantin	RUS	1:31.141	QB	
		4	113	GERE Augustin	LUX	1:31.627	QB	

Note:

The first and second placed skaters from each race qualify for the final A, the third and fourth placed skaters from each race qualify for final B. Please note that only one record can be presented in a single round, even if a pre-existing result is surpassed more than once in the same round.

Legend:

QA Qualified for final A **QB** Qualified for final B **Qual.** Qualification code
SFn Semifinal 1-n





EUROPEAN
YOUTH
OLYMPIC
FESTIVAL



Short Track Speed Skating
Yenisehir Ice Rink
Boys' 1000m
Quarterfinals

FRI 17 FEB 2017
Start Time 12:46



Start List

Race Number	Race	Start Position	Helmet Number	Name	NOC Code
67	QF1	1	114	MURPHY Peter	LUX
		2	126	KARAGOL Hazar	TUR
		3	120	SZASZ Attila Istvan	ROU
		4	128	IOFIN Denys	UKR
68	QF2	1	121	IVLIEV Konstantin	RUS
		2	125	DORDEVIC Jovan	SRB
		3	123	URLEP Bor Luka	SLO
		4	122	SIMAKIN Aleksei	RUS
69	QF3	1	129	KHOCHYN Mykyta	UKR
		2	118	GISZKA Krystian	POL
		3	113	GERE Augustin	LUX
		4	116	van 'T WOUT Melle	NED
70	QF4	1	112	RAMANAUSKAS Salvijus	LTU
		2	107	SELLIER Diane	FRA
		3	115	BOSMA Hugo	NED
		4	109	TREACY Niall	GBR

Note:
The first and second placed skaters from each race qualify for Semifinals.

Legend:
QFn Quarterfinal 1-n





EUROPEAN
YOUTH
OLYMPIC
FESTIVAL



Short Track Speed Skating
Yenisehir Ice Rink
Boys' 1000m
Quarterfinals

FRI 17 FEB 2017



Results

Race Number	Race	Rank	Helmet Number	Name	NOC Code	Result	Qual.	Record
67	QF1	1	114	MURPHY Peter	LUX	1:32.137	Q	
		2	126	KARAGOL Hazar	TUR	1:38.853	Q	
			120	SZASZ Attila Istvan	ROU	PEN		
			128	IOFIN Denys	UKR	DNS		
68	QF2	1	121	IVLIEV Konstantin	RUS	1:32.127	Q	
		2	122	SIMAKIN Aleksei	RUS	1:32.295	Q	
		3	123	URLEP Bor Luka	SLO	1:33.999		
		4	125	DORDEVIC Jovan	SRB	1:34.885		
69	QF3	1	118	GISZKA Krystian	POL	1:33.715	Q	
		2	113	GERE Augustin	LUX	1:33.778	Q	
		3	116	van 'T WOUT Melle	NED	1:33.803		
		4	129	KHOCHYN Mykyta	UKR	1:38.035		
70	QF4	1	107	SELLIER Diane	FRA	1:34.455	Q	
		2	112	RAMANAUSKAS Salvijus	LTU	1:34.753	Q	
		3	109	TREACY Niall	GBR	1:43.711		
			115	BOSMA Hugo	NED	PEN		

Note:

The first and second placed skaters from each race qualify for Semifinals.

Please note that only one record can be presented in a single round, even if a pre-existing result is surpassed more than once in the same round.

Legend:

DNS	Did Not Start	PEN	Penalty	Q	Qualified
QFn	Quarterfinal 1-n	Qual.	Qualification code		





EUROPEAN
YOUTH
OLYMPIC
FESTIVAL



Short Track Speed Skating
Yenisehir Ice Rink
Boys' 1000m
Heats

FRI 17 FEB 2017
Start Time 11:46



Start List

REVISED
16 FEB 14:37

Race Number	Race	Start Position	Helmet Number	Name	NOC Code
57	H1	1	103	TSVETKOV Georgi	BUL
		2	124	ZGOZNIK Lovro	SLO
		3	115	BOSMA Hugo	NED
		4	118	GISZKA Krystian	POL
		5	109	TREACY Niall	GBR
58	H2	1	106	VAHA-VAHE Nils	FIN
		2	122	SIMAKIN Aleksei	RUS
		3	104	FAJKUS Radek	CZE
		4	116	van 'T WOUT Melle	NED
		5	119	NEDELEA Cosmin Ionut	ROU
59	H3	1	120	SZASZ Attila Istvan	ROU
		2	121	IVLIEV Konstantin	RUS
		3	125	DORDEVIC Jovan	SRB
		4	101	DAMARATSKI Yahor	BLR
60	H4	1	126	KARAGOL Hazar	TUR
		2	102	HAPON Uladzislau	BLR
		3	129	KHOCHYN Mykyta	UKR
		4	107	SELLIER Diane	FRA
61	H5	1	112	RAMANAUSKAS Salvijus	LTU
		2	114	MURPHY Peter	LUX
		3	127	OZDEN Fatih	TUR
		4	128	IOFIN Denys	UKR
62	H6	1	105	SEJPAL Zdenek	CZE
		2	117	BOGDANOWICZ Jan	POL
		3	113	GERE Augustin	LUX
		4	123	URLEP Bor Luka	SLO

Note:
The first and second placed skaters from each race and the four fastest third place skaters qualify for Quarterfinals.

Legend:
Hn Heat 1-n

Race numbers revised





EUROPEAN
YOUTH
OLYMPIC
FESTIVAL



Short Track Speed Skating
Yenisehir Ice Rink
Boys' 1000m
Heats

FRI 17 FEB 2017



Results

REVISED
17 FEB 13:22

Race Number	Race	Rank	Helmet Number	Name	NOC Code	Result	Qual.	Record
57	H1	1	118	GISZKA Krystian	POL	1:34.416	Q	
		2	115	BOSMA Hugo	NED	1:34.507	Q	
		3	109	TREACY Niall	GBR	1:35.538	q	
		4	124	ZGOZNIK Lovro	SLO	1:42.865		
		5	103	TSVETKOV Georgi	BUL	1:43.507		
58	H2	1	122	SIMAKIN Aleksei	RUS	1:38.151	Q	
		2	116	van 'T WOUT Melle	NED	1:38.252	Q	
		3	104	FAJKUS Radek	CZE	1:38.396		
		4	119	NEDELEA Cosmin Ionut	ROU	1:38.541		
		5	106	VAHA-VAHE Nils	FIN	1:44.831		
59	H3	1	121	IVLIEV Konstantin	RUS	1:33.925	Q	
		2	120	SZASZ Attila Istvan	ROU	1:34.052	Q	
		3	125	DORDEVIC Jovan	SRB	1:34.912	q	
		4	101	DAMARATSKI Yahor	BLR	1:34.979		
60	H4	1	107	SELLIER Diane	FRA	1:30.832	Q	
		2	126	KARAGOL Hazar	TUR	1:31.240	Q	
		3	129	KHOCHYN Mykyta	UKR	1:33.286	q	
			102	HAPON Uladzislau	BLR	PEN		
61	H5	1	114	MURPHY Peter	LUX	1:30.576	Q	
		2	112	RAMANAUSKAS Salvijus	LTU	1:30.683	Q	
		3	128	IOFIN Denys	UKR	1:36.488	q	
			127	OZDEN Fatih	TUR	PEN		
62	H6	1	113	GERE Augustin	LUX	1:36.456	Q	
		2	123	URLEP Bor Luka	SLO	1:37.049	Q	
		3	105	SEJPAL Zdenek	CZE	1:37.198		
		4	117	BOGDANOWICZ Jan	POL	1:39.038		

Note:
The first and second placed skaters from each race and the four fastest third place skaters qualify for Quarterfinals.
Please note that only one record can be presented in a single round, even if a pre-existing result is surpassed more than once in the same round.

Legend:
Hn Heat 1-n
Q Qualified
PEN Penalty
Qual. Qualification code
q Qualified as a fastest third place skater

Legend updated





**EUROPEAN
YOUTH
OLYMPIC
FESTIVAL**



Results Book



SHORT TRACK SPEED SKATING

Boys' 1500m



EUROPEAN
YOUTH
OLYMPIC
FESTIVAL



Short Track Speed Skating
Yenisehir Ice Rink
Boys' 1500m



Event Classification

REVISED
15 FEB 17:55

Group	Rank	Helmet Number	Name	NOC Code	Round Results				Best Time
					H	SF	FB	FA	
Finals	1	114	MURPHY Peter	LUX	1	2		1	2:20.204
	2	121	IVLIEV Konstantin	RUS	2	1		2	2:19.963
	3	110	LUCA Spechenhauser	ITA	2	1		3	2:22.953
	4	118	GISZKA Krystian	POL	3	3		4	2:26.956
	5	113	GERE Augustin	LUX	1	2		5	2:28.004
	6	107	SELLIER Diane	FRA	2	1		6	2:28.778
	7	112	RAMANAUSKAS Salvijus	LTU	1	2		PEN	2:21.342
	8	115	BOSMA Hugo	NED	1	3	1		2:20.862
	9	122	SIMAKIN Aleksei	RUS	2	3	2		2:34.582
	10	120	SZASZ Attila Istvan	ROU	2	4	3		2:26.732
	11	104	FAJKUS Radek	CZE	3	4	4		2:37.184
	12	111	PONTALTI Riccardo	ITA	3	4	5		2:26.570
Semifinals	13	123	URLEP Bor Luka	SLO	3	5			2:23.180
	14	116	van 'T WOUT Melle	NED	1	DNF			2:28.596
Heats	15	125	DORDEVIC Jovan	SRB	4				2:23.377
	16	109	TREACY Niall	GBR	4				2:27.679
	17	127	OZDEN Fatih	TUR	4				2:31.082
	18	128	IOFIN Denys	UKR	4				2:33.435
	19	124	ZGOZNIK Lovro	SLO	4				2:43.504
	20	105	SEJPAL Zdenek	CZE	5				2:23.557
	21	129	KHOCHYN Mykyta	UKR	5				2:32.929
	22	102	HAPON Uladzislau	BLR	5				2:33.452
	23	101	DAMARATSKI Yahor	BLR	5				2:40.576
	24	117	BOGDANOWICZ Jan	POL	5				
	25	119	NEDELEA Cosmin Ionut	ROU	6				2:33.627
	26	106	VAHA-VAHE Nils	FIN	6				2:40.645
	27	103	TSVETKOV Georgi	BUL	6				2:49.761
		126	KARAGOL Hazar	TUR	3	YC			

Note:
The skaters who did not complete the finals will not be eligible for any award.

DNF	Did Not Finish	FA	Final A	FB	Final B
H	Heats	PEN	Penalty	SF	Semifinals
YC	Yellow Card				

Final Ranking order revised.





EUROPEAN
YOUTH
OLYMPIC
FESTIVAL



Short Track Speed Skating

Boys' 1500m

WED 15 FEB 2017



Medallists

Medal	Name	NOC
GOLD	MURPHY Peter	LUX - Luxembourg
SILVER	IVLIEV Konstantin	RUS - Russian Federation
BRONZE	LUCA Spechenhauser	ITA - Italy





EUROPEAN
YOUTH
OLYMPIC
FESTIVAL



Short Track Speed Skating
Yenisehir Ice Rink
Boys' 1500m
Finals



WED 15 FEB 2017
Start Time 13:36

Start List

Race Number	Race	Start Position	Helmet Number	Name	NOC Code
19	FB	1	115	BOSMA Hugo	NED
		2	111	PONTALTI Riccardo	ITA
		3	122	SIMAKIN Aleksei	RUS
		4	104	FAJKUS Radek	CZE
		5	120	SZASZ Attila Istvan	ROU
20	FA	1	121	IVLIEV Konstantin	RUS
		2	114	MURPHY Peter	LUX
		3	107	SELLIER Diane	FRA
		4	113	GERE Augustin	LUX
		5	110	LUCA Spechenhauser	ITA
		6	112	RAMANAUSKAS Salvijus	LTU
		7	118	GISZKA Krystian	POL

Legend:

FA Final A FB Final B





EUROPEAN
YOUTH
OLYMPIC
FESTIVAL



Short Track Speed Skating
Yenisehir Ice Rink
Boys' 1500m
Semifinals

WED 15 FEB 2017
Start Time 12:47



Start List

Race Number	Race	Start Position	Helmet Number	Name	NOC Code
14	SF1	1	112	RAMANAUSKAS Salvijus	LTU
		2	110	LUCA Spechenhauser	ITA
		3	120	SZASZ Attila Istvan	ROU
		4	118	GISZKA Krystian	POL
		5	126	KARAGOL Hazar	TUR
15	SF2	1	113	GERE Augustin	LUX
		2	116	van 'T WOUT Melle	NED
		3	107	SELLIER Diane	FRA
		4	122	SIMAKIN Aleksei	RUS
		5	104	FAJKUS Radek	CZE
16	SF3	1	123	URLEP Bor Luka	SLO
		2	115	BOSMA Hugo	NED
		3	121	IVLIEV Konstantin	RUS
		4	111	PONTALTI Riccardo	ITA
		5	114	MURPHY Peter	LUX

Note:
The first and second placed skaters from each race qualify for the final A, the third and fourth placed skaters from each race qualify for final B.

Legend:
SFn Semifinal 1-n





EUROPEAN
YOUTH
OLYMPIC
FESTIVAL



Short Track Speed Skating
Yenisehir Ice Rink
Boys' 1500m
Semifinals

WED 15 FEB 2017



Results

Race Number	Race	Rank	Helmet Number	Name	NOC Code	Result	Qual.	Record
14	SF1	1	110	LUCA Spechenhauser	ITA	2:53.327	QA	
		2	112	RAMANAUSKAS Salvijus	LTU	2:53.472	QA	
		3	118	GISZKA Krystian	POL	2:53.861	ADVA	
		4	120	SZASZ Attila Istvan	ROU	2:55.086	QB	
			126	KARAGOL Hazar	TUR		YC	
15	SF2	1	107	SELLIER Diane	FRA	2:44.662	QA	
		2	113	GERE Augustin	LUX	2:44.819	QA	
		3	122	SIMAKIN Aleksei	RUS	2:45.569	QB	
		4	104	FAJKUS Radek	CZE	2:50.854	QB	
			116	van 'T WOUT Melle	NED		DNF	
16	SF3	1	121	IVLIEV Konstantin	RUS	2:19.963	QA	
		2	114	MURPHY Peter	LUX	2:20.204	QA	
		3	115	BOSMA Hugo	NED	2:20.862	QB	
		4	111	PONTALTI Riccardo	ITA	2:26.570	QB	
		5	123	URLEP Bor Luka	SLO	2:28.410		

Note:

The first and second placed skaters from each race qualify for the final A, the third and fourth placed skaters from each race qualify for final B. Please note that only one record can be presented in a single round, even if a pre-existing result is surpassed more than once in the same round.

Legend:

ADVA	Advanced to final A	DNF	Did Not Finish	QA	Qualified for final A
QB	Qualified for final B	Qual.	Qualification code	SFn	Semifinal 1-n
YC	Yellow Card				





EUROPEAN
YOUTH
OLYMPIC
FESTIVAL



Short Track Speed Skating
Yenisehir Ice Rink
Boys' 1500m
Heats

WED 15 FEB 2017
Start Time 11:47



Start List

REVISED
15 FEB 9:24

Race Number	Race	Start Position	Helmet Number	Name	NOC Code
6	H1	1	125	DORDEVIC Jovan	SRB
		2	112	RAMANAUSKAS Salvijus	LTU
		3	105	SEJPAL Zdenek	CZE
		4	123	URLEP Bor Luka	SLO
		5	110	LUCA Spechenhauser	ITA
7	H2	1	124	ZGOZNIK Lovro	SLO
		2	117	BOGDANOWICZ Jan	POL
		3	122	SIMAKIN Aleksei	RUS
		4	104	FAJKUS Radek	CZE
		5	114	MURPHY Peter	LUX
8	H3	1	102	HAPON Uladzislau	BLR
		2	113	GERE Augustin	LUX
		3	119	NEDELEA Cosmin Ionut	ROU
		4	128	IOFIN Denys	UKR
		5	121	IVLIEV Konstantin	RUS
		6	126	KARAGOL Hazar	TUR
9	H4	1	118	GISZKA Krystian	POL
		2	115	BOSMA Hugo	NED
		3	103	TSVETKOV Georgi	BUL
		4	120	SZASZ Attila Istvan	ROU
		5	101	DAMARATSKI Yahor	BLR
		6	109	TREACY Niall	GBR
10	H5	1	106	VAHA-VAHE Nils	FIN
		2	107	SELLIER Diane	FRA
		3	111	PONTALTI Riccardo	ITA
		4	127	OZDEN Fatih	TUR
		5	129	KHOCHYN Mykyta	UKR
		6	116	van 'T WOUT Melle	NED

Note:
The first, second and third placed skaters from each race qualify for Semifinals.

Legend:
Hn Heat 1-n

GBR skater withdrawn





EUROPEAN
YOUTH
OLYMPIC
FESTIVAL



Short Track Speed Skating
Yenisehir Ice Rink
Boys' 1500m
Heats

WED 15 FEB 2017



Results

Race Number	Race	Rank	Helmet Number	Name	NOC Code	Result	Qual.	Record
6	H1	1	112	RAMANAUSKAS Salvijus	LTU	2:21.342	Q	
		2	110	LUCA Spechenhauser	ITA	2:22.953	Q	
		3	123	URLEP Bor Luka	SLO	2:23.180	Q	
		4	125	DORDEVIC Jovan	SRB	2:23.377		
		5	105	SEJPAL Zdenek	CZE	2:23.557		
7	H2	1	114	MURPHY Peter	LUX	2:33.566	Q	
		2	122	SIMAKIN Aleksei	RUS	2:34.582	Q	
		3	104	FAJKUS Radek	CZE	2:37.184	Q	
		4	124	ZGOZNIK Lovro	SLO	2:43.504		
		5	117	BOGDANOWICZ Jan	POL	No time		
8	H3	1	113	GERE Augustin	LUX	2:28.004	Q	
		2	121	IVLIEV Konstantin	RUS	2:28.592	Q	
		3	126	KARAGOL Hazar	TUR	2:28.660	Q	
		4	128	IOFIN Denys	UKR	2:33.435		
		5	102	HAPON Uladzislau	BLR	2:33.452		
		6	119	NEDELEA Cosmin Ionut	ROU	2:33.627		
9	H4	1	115	BOSMA Hugo	NED	2:26.464	Q	
		2	120	SZASZ Attila Istvan	ROU	2:26.732	Q	
		3	118	GISZKA Krystian	POL	2:26.956	Q	
		4	109	TREACY Niall	GBR	2:27.679		
		5	101	DAMARATSKI Yahor	BLR	2:40.576		
		6	103	TSVETKOV Georgi	BUL	2:49.761		
10	H5	1	116	van 'T WOUT Melle	NED	2:28.596	Q	
		2	107	SELLIER Diane	FRA	2:28.778	Q	
		3	111	PONTALTI Riccardo	ITA	2:31.008	Q	
		4	127	OZDEN Fatih	TUR	2:31.082		
		5	129	KHOCHYN Mykyta	UKR	2:32.929		
		6	106	VAHA-VAHE Niils	FIN	2:40.645		

Note:

The first, second and third placed skaters from each race qualify for Semifinals.

Please note that only one record can be presented in a single round, even if a pre-existing result is surpassed more than once in the same round.

Legend:

Hn Heat 1-n Q Qualified Qual. Qualification code





**EUROPEAN
YOUTH
OLYMPIC
FESTIVAL**



Results Book



SHORT TRACK SPEED SKATING

Mixed 3000m Relay



Event Classification

Group	Rank	Team	Round Results			Best Time
			SF	FB	FA	
Finals	1	RUS - Russian Federation	1		1	4:22.578
	19	BOYTSOVA Sofya (RUS)	X	-	X	
	20	RASSKAZOVA Vera (RUS)	X	-	X	
	121	IVLIEV Konstantin (RUS)	X	-	X	
	122	SIMAKIN Aleksei (RUS)	X	-	X	
	2	POL - Poland	1		2	4:24.843
	15	MARKIEWICZ Patrycja (POL)	X	-	X	
	16	STORMOWSKA Kamila (POL)	X	-	X	
	117	BOGDANOWICZ Jan (POL)	X	-	X	
	118	GISZKA Krystian (POL)	X	-	X	
	3	NED - Netherlands	2		3	4:23.673
	13	DALRYMPLE Georgie (NED)	X	-	X	
	14	van ZUIJLEN Sara (NED)	X	-	X	
	115	BOSMA Hugo (NED)	X	-	X	
	116	van 'T WOUT Melle (NED)	X	-	X	
	4	TUR - Turkey	2		4	4:28.275
	24	CIRTI Sema (TUR)	X	-	X	
	25	UZUN Kubra (TUR)	X	-	X	
	126	KARAGOL Hazar (TUR)	X	-	X	
	127	OZDEN Fatih (TUR)	X	-	X	
	5	ROU - Romania	3	1		4:33.137
	17	ALBERT Julia (ROU)	X	X	-	
	18	GIDRO Antonia (ROU)	X	X	-	
	119	NEDELEA Cosmin Ionut (ROU)	X	X	-	
	120	SZASZ Attila Istvan (ROU)	X	X	-	
	6	UKR - Ukraine	4	2		4:34.219
	26	MAKOVETSKA Anna (UKR)	X	X	-	
	27	VOROPAIEVA Daria (UKR)	X	X	-	
128	IOFIN Denys (UKR)	X	X	-		
129	KHOCHYN Mykyta (UKR)	X	X	-		
7	BLR - Belarus	3	3		4:36.790	
1	KRASNOVA Ekaterina (BLR)	X	X	-		
2	TSIASSELKINA Maryia (BLR)	X	X	-		
101	DAMARATSKI Yahor (BLR)	X	X	-		
102	HAPON Uladzislau (BLR)	X	X	-		
8	CZE - Czech Republic	4	4		4:53.155	
5	BICANOVA Adela (CZE)	X	X	-		
6	PFEIFEROVA Tereza (CZE)	X	X	-		
104	FAJKUS Radek (CZE)	X	X	-		
105	SEJPAL Zdenek (CZE)	X	X	-		

Note:
The teams who did not complete the finals will not be eligible for any award.

Legend:
- Did not Participate in the Round **FA** Final A **FB** Final B
SF Semifinals **X** Participated in the Round

Short Track Speed Skating

Mixed 3000m Relay

FRI 17 FEB 2017



**EUROPEAN
YOUTH
OLYMPIC
FESTIVAL**



Medallists

Medal	NOC	Name
GOLD	Russian Federation	BOYTSOVA Sofya IVLIEV Konstantin RASSKAZOVA Vera SIMAKIN Aleksei
SILVER	Poland	BOGDANOWICZ Jan GISZKA Krystian MARKIEWICZ Patrycja STORMOWSKA Kamila
BRONZE	Netherlands	BOSMA Hugo DALRYMPLE Georgie van 'T WOUT Melle van ZUIJLEN Sara

**Short Track Speed Skating
Yenisehir Ice Rink
Mixed 3000m Relay
Finals**FRI 17 FEB 2017
Start Time 14:42**Start List - Relay Participants**

Race Number	Race	Start Position	Team
79	FB	1	ROU - Romania 17 ALBERT Julia 18 GIDRO Antonia 119 NEDELEA Cosmin Ionut 120 SZASZ Attila Istvan
		2	BLR - Belarus 1 KRASNOVA Ekaterina 2 TSIASELKINA Maryia 101 DAMARATSKI Yahor 102 HAPON Uladzislau
		3	UKR - Ukraine 26 MAKOVETSKA Anna 27 VOROPAIEVA Daria 128 IOFIN Denys 129 KHOCHYN Mykyta
		4	CZE - Czech Republic 5 BICANOVA Adela 6 PFEIFEROVA Tereza 104 FAJKUS Radek 105 SEJPAL Zdenek
80	FA	1	RUS - Russian Federation 19 BOYTSOVA Sofya 20 RASSKAZOVA Vera 121 IVLIEV Konstantin 122 SIMAKIN Aleksei
		2	NED - Netherlands 13 DALRYMPLE Georgie 14 van ZUIJLEN Sara 115 BOSMA Hugo 116 van 'T WOUT Melle
		3	POL - Poland 15 MARKIEWICZ Patrycja 16 STORMOWSKA Kamila 117 BOGDANOWICZ Jan 118 GISZKA Krystian
		4	TUR - Turkey 24 CIRTİ Sema 25 UZUN Kubra 126 KARAGOL Hazar 127 OZDEN Fatih

Legend:

FA Final A FB Final B



Results

Race Number	Race	Rank	Team	Result	Record
80	FA	1	RUS - Russian Federation 19 BOYTSOVA Sofya 20 RASSKAZOVA Vera 121 IVLIEV Konstantin 122 SIMAKIN Aleksei	4:22.578	
		2	POL - Poland 15 MARKIEWICZ Patrycja 16 STORMOWSKA Kamila 117 BOGDANOWICZ Jan 118 GISZKA Krystian	4:24.843	
		3	NED - Netherlands 13 DALRYMPLE Georgie 14 van ZUIJLEN Sara 115 BOSMA Hugo 116 van 'T WOUT Melle	4:25.880	
		4	TUR - Turkey 24 CIRTİ Sema 25 UZUN Kubra 126 KARAGOL Hazar 127 OZDEN Fatih	4:36.108	
79	FB	1	ROU - Romania 17 ALBERT Julia 18 GIDRO Antonia 119 NEDELEA Cosmin Ionut 120 SZASZ Attila Istvan	4:33.137	
		2	UKR - Ukraine 26 MAKOVETSKA Anna 27 VOROPAIEVA Daria 128 IOFIN Denys 129 KHOCHYN Mykyta	4:34.219	
		3	BLR - Belarus 1 KRASNOVA Ekaterina 2 TSIASELKINA Maryia 101 DAMARATSKI Yahor 102 HAPON Uladzislau	4:42.209	
		4	CZE - Czech Republic 5 BICANOVA Adela 6 PFEIFEROVA Tereza 104 FAJKUS Radek 105 SEJPAL Zdenek	4:53.155	

Note:
Please note that only one record can be presented in a single round, even if a pre-existing result is surpassed more than once in the same round.

Legend:

FA Final A FB Final B



EUROPEAN
YOUTH
OLYMPIC
FESTIVAL



Short Track Speed Skating
Yenisehir Ice Rink
Mixed 3000m Relay
Semifinals



THU 16 FEB 2017
Start Time 14:14

Start List - Relay Participants

Race Number	Race	Start Position	Team
49	SF1	1	UKR - Ukraine 26 MAKOVETSKA Anna 27 VOROPAIEVA Daria 128 IOFIN Denys 129 KHOCHYN Mykyta
		2	RUS - Russian Federation 19 BOYTSOVA Sofya 20 RASSKAZOVA Vera 121 IVLIEV Konstantin 122 SIMAKIN Aleksei
		3	ROU - Romania 17 ALBERT Julia 18 GIDRO Antonia 119 NEDELEA Cosmin Ionut 120 SZASZ Attila Istvan
		4	NED - Netherlands 13 DALRYMPLE Georgie 14 van ZUIJLEN Sara 115 BOSMA Hugo 116 van 'T WOUT Melle
50	SF2	1	POL - Poland 15 MARKIEWICZ Patrycja 16 STORMOWSKA Kamila 117 BOGDANOWICZ Jan 118 GISZKA Krystian
		2	TUR - Turkey 24 CIRTI Sema 25 UZUN Kubra 126 KARAGOL Hazar 127 OZDEN Fatih
		3	CZE - Czech Republic 5 BICANOVA Adela 6 PFEIFEROVA Tereza 104 FAJKUS Radek 105 SEJPAL Zdenek
		4	BLR - Belarus 1 KRASNOVA Ekaterina 2 TSIASELKINA Maryia 101 DAMARATSKI Yahor 102 HAPON Uladzislau

Note:
The first and second placed teams from each race qualify for Final A, the third and fourth placed teams from each race qualify for Final B.

Legend:
SFn Semifinal 1-n





Results

Race Number	Race	Rank	Team	Result	Qual.	Record
49	SF1	1	RUS - Russian Federation 19 BOYTSOVA Sofya 20 RASSKAZOVA Vera 121 IVLIEV Konstantin 122 SIMAKIN Aleksei	4:23.173	QA	
		2	NED - Netherlands 13 DALRYMPLE Georgie 14 van ZUIJLEN Sara 115 BOSMA Hugo 116 van 'T WOUT Melle	4:23.673	QA	
		3	ROU - Romania 17 ALBERT Julia 18 GIDRO Antonia 119 NEDELEA Cosmin Ionut 120 SZASZ Attila Istvan	4:35.240	QB	
		4	UKR - Ukraine 26 MAKOVETSKA Anna 27 VOROPAIEVA Daria 128 IOFIN Denys 129 KHOCHYN Mykyta	4:54.873	QB	
50	SF2	1	POL - Poland 15 MARKIEWICZ Patrycja 16 STORMOWSKA Kamila 117 BOGDANOWICZ Jan 118 GISZKA Krystian	4:26.241	QA	
		2	TUR - Turkey 24 CIRTİ Sema 25 UZUN Kubra 126 KARAGOL Hazar 127 OZDEN Fatih	4:28.275	QA	
		3	BLR - Belarus 1 KRASNOVA Ekaterina 2 TSIASELKINA Maryia 101 DAMARATSKI Yahor 102 HAPON Uladzislau	4:36.790	QB	
		4	CZE - Czech Republic 5 BICANOVA Adela 6 PFEIFEROVA Tereza 104 FAJKUS Radek 105 SEJPAL Zdenek	5:04.553	QB	

Note:

The first and second placed teams from each race qualify for Final A, the third and fourth placed teams from each race qualify for Final B. Please note that only one record can be presented in a single round, even if a pre-existing result is surpassed more than once in the same round.

Legend:

QA Qualified for final A **QB** Qualified for final B **Qual.** Qualification code



**EUROPEAN
YOUTH
OLYMPIC
FESTIVAL**



Results Book



SKI JUMPING

9	Ski Jumping	386
9.1	Table of Contents	387
9.2	Medallists by Event	388
9.3	Medal Standings	389
9.4	Girls' Normal Hill Individual	390
9.4.1	Competition	391
9.4.1.1	Results - Trial Round	391
9.4.1.2	Results - Final Round	392
9.4.2	Official Training	394
9.4.2.1	Results - Training 1	394
9.4.2.2	Results - Training 2	395
9.5	Boys' Normal Hill Individual	397
9.5.1	Competition	398
9.5.1.1	Results - Trial Round	398
9.5.1.2	Results - Final Round	399
9.5.2	Official Training	401
9.5.2.1	Results - Training 1	401
9.5.2.2	Results - Training 2	403
9.6	Normal Hill Team	405
9.6.1	Results - Trial Round	406
9.6.2	Results - Final Round	408
9.7	Mixed Team	410
9.7.1	Results - Trial Round	411
9.7.2	Results - Final Round	412



Medallists by Event

As of FRI 17 FEB 2017 at 14:55

Event	Date	Medal	Name	NOC Code
Girls' Normal Hill Individual	TUE 14 FEB	GOLD	DIEU Romane	FRA
		SILVER	KRIZNAR Nika	SLO
		BRONZE	KOMAR Katra	SLO
Boys' Normal Hill Individual	TUE 14 FEB	GOLD	ZAJC Timi	SLO
		SILVER	LEAROYD Jonathan	FRA
		BRONZE	CONTAMINE Mathis	FRA
Normal Hill Team Competition	FRI 17 FEB	GOLD	VODUSEK Lovro DOBRE Bernard JOVAN Tomi ZAJC Timi	SLO
		SILVER	CONTAMINE Mathis DIEU Romane BATBY Alessandro LEAROYD Jonathan	FRA
		BRONZE	LOGINOV Aleksandr YUDIN Artem BASKAKOV Ilya MARCHUKOV Aleksandr	RUS
Mixed Team Competition	FRI 17 FEB	GOLD	KRIZNAR Nika JOVAN Tomi KOMAR Katra ZAJC Timi	SLO
		SILVER	BRESSAND Marine CONTAMINE Mathis DIEU Romane LEAROYD Jonathan	FRA
		BRONZE	IAKOVLEVA Lidia BASKAKOV Ilya BARANTCEVA Aleksandra MARCHUKOV Aleksandr	RUS



Medal Standings

As of FRI 17 FEB 2017 at 14:56

Rank	NOC	Boys				Girls				Mixed				Total				Rank by Total
		G	S	B	Tot.	G	S	B	Tot.	G	S	B	Tot.	G	S	B	Tot.	
1	SLO - Slovenia	2			2		1	1	2	1			1	3	1	1	5	=1
2	FRA - France		2	1	3	1			1		1		1	1	3	1	5	=1
3	RUS - Russian Federation			1	1							1	1			2	2	3
Total:		2	2	2	6	1	1	1	3	1	1	1	3	4	4	4	12	

LEGEND

= Equal sign indicates that two or more NOCs share the same rank by total
B Bronze
S Silver

G Gold
Tot. Total



**EUROPEAN
YOUTH
OLYMPIC
FESTIVAL**



Results Book



SKI JUMPING

Girls' Normal Hill Individual



Results

Jury / Competition Management		Judges			Hill Data / Calculation		
FIS Technical Delegate (TD)	SAMBUGARO Sandro (ITA)	A	SUZIC Zlatko (SLO)	Hill Size HS (95%)	109m (103.5m)		
FIS Assistant TD	LAUE Matt (USA)	B	CHINDRIS Stefan (ROU)	K-Point	95m		
Chief of Competition	VANGOLU Yenal (TUR)	C	YURTCAN Mustafa Tolga (TUR)	Metre Value	2.0 points per m		
FIS Equipment Controller	NADARKIEWICZ Renata (FIS)	D	CACINA Valentin (ROU)	Gate Factor	6.54 points per m		
		E	PREVC Bozidar (SLO)	Wind Factors - Head / Tail	7.30 / 8.84 points per m/s		

Bib	Name	NOC Code	Speed [km/h] Rank	Dist. [m] Rank	G/W Comp.		Points Rank
					Gate	Points	
1	MILITARU Carina Alexandra	ROU	89.3 7.	72.5 7.	27	0.47 -3.4	11.6 9.
2	BRECL Jerneja	SLO	89.7 4.	86.5 3.	27	-0.64 5.7	48.7 3.
3	BRESSAND Marine	FRA	87.6 14.	58.0 13.	27	-2.05 18.1	4.1 12.
4	MAKHINIA Liia	RUS	89.9 2.	68.0 10.	27	-0.16 1.4	7.4 11.
5	URBANJA COZ Kaja	SLO	89.3 7.	80.0 5.	27	-0.39 3.4	33.4 4.
6	BENDI Annemarii	EST	88.1 12.	53.0 14.	27	-1.07 9.5	0.0 13.
7	SIDLOVA Viktoria	SVK	87.7 13.	62.0 12.	27	0.21 -1.5	0.0 13.

Bib	Name	NOC Code	Speed [km/h] Rank	Dist. [m] Rank	G/W Comp.		Points Rank
					Gate	Points	
8	TRAMBITAS Andreea Diana	ROU	88.9 11.	71.5 8.	27	-0.54 4.8	17.8 8.
9	IAKOVLEVA Lidiia	RUS	89.3 7.	78.0 6.	27	-0.24 2.1	28.1 6.
10	WEINLICOVA Simona	CZE	89.3 7.	69.5 9.	27	-2.07 18.3	27.3 7.
11	KOMAR Katra	SLO	89.8 3.	93.0 2.	27	-1.13 10.0	66.0 2.
12	BARANTCEVA Aleksandra	RUS	89.5 6.	68.0 10.	27	-0.34 3.0	9.0 10.
13	KRIZNAR Nika	SLO	90.7 1.	105.0 1.	27	0.11 -0.8	79.2 1.
14	DIEU Romane	FRA	89.7 4.	82.0 4.	27	0.18 -1.3	32.7 5.

Competition / Weather Information

	Time	Base Values			Weather	Temp Start / Finish [°C] Air	Humid. [%]	Tan. Wind [m/s]		
		Wind	Gate	Length				Min.	Max.	Avg.
Trial Round	10:30 - 10:40	0.00	27	91.91m	Cloudy	-9.0 / -9.0	59 / 59	-2.07	0.47	-0.58

Statistics

	Gate		Athletes	Falls	Distance [m]			Speed [km/h]			Competitors / NOCs		
	No.	Diff.			Min.	Max.	Avg.	Min.	Max.	Avg.	In start list	Started	With results
Trial Round	27		14	0	53.0	105.0	74.7	87.6	90.7	89.2	14/7	14/7	14/7

NOTES

A bolded line in the "Gate" column indicates a change in gate assignment at that point.

Total Point score Calculation:

60 points are awarded for jumping the K-point distance. 2.0 points/metre are added to (or subtracted from) the competitor's total points for the jump's difference in length from the K-point. The gate and/or wind compensation points are added to, or subtracted from, the total points.

LEGEND

Avg.	Average	Diff.	Difference	Dist.	Distance
G/W Comp.	Gate / Wind Compensation	Humid.	Humidity Start / Finish	Max.	Maximum
Min.	Minimum	No.	Number	Tan. Wind	Tangential Wind
Temp.	Temperature				



Results

Jury / Competition Management		Judges			Hill Data / Calculation		
FIS Technical Delegate (TD)	SAMBUGARO Sandro (ITA)	A	SUZIC Zlatko (SLO)	Hill Size HS (95%)	109m (103.5m)		
FIS Assistant TD	LAUE Matt (USA)	B	CHINDRIS Stefan (ROU)	K-Point	95m		
Chief of Competition	VANGOLU Yenal (TUR)	C	YURTCAN Mustafa Tolga (TUR)	Metre Value	2.0 points per m		
FIS Equipment Controller	NADARKIEWICZ Renata (FIS)	D	CACINA Valentin (ROU)	Gate Factor	6.54 points per m		
		E	PREVC Bozidar (SLO)	Wind Factors - Head / Tail	7.30 / 8.84 points per m/s		

Rank	Bib	Name	NOC Code	Speed [km/h]	Distance		Judges Marks					Judges Gate / Wind Compensation		Round		Total		
					[m]	Points	A	B	C	D	E	Points	Gate Points	[m/s]	Points		Total	Rank
1.	14	DIEU Romane	FRA	89.9	95.0	60.0	16.0	17.0	16.0	17.0	17.0	50.0	27	0.26	-1.9	108.1	2.	223.7
				90.5	96.5	63.0	17.5	17.5	17.5	17.0	17.0	52.0	28	-0.07	0.6	115.6	1.	
2.	13	KRIZNAR Nika	SLO	90.3	99.5	69.0	17.0	17.0	17.0	18.0	17.5	51.5	27	0.38	-2.8	117.7	1.	211.8
				90.7	98.5	67.0	10.5	10.5	10.0	10.0	11.0	31.0	28	0.53	-3.9	94.1	5.	
3.	11	KOMAR Katra	SLO	90.1	94.0	58.0	16.5	16.5	17.0	17.5	17.0	50.5	27	0.74	-5.4	103.1	3.	204.1
				90.1	90.0	50.0	17.0	17.0	17.0	16.5	17.0	51.0	28	0.00	0.0	101.0	2.	
4.	2	BRECL Jerneja	SLO	89.9	90.0	50.0	17.0	16.5	17.0	16.5	17.0	50.5	27	-0.29	2.6	103.1	3.	200.3
				90.4	88.5	47.0	15.5	15.5	16.0	15.5	16.0	47.0	28	-0.36	3.2	97.2	3.	
5.	9	IAKOVLEVA Lidia	RUS	89.0	79.5	29.0	15.0	15.0	15.5	15.5	15.0	45.5	27	-0.55	4.9	79.4	5.	173.9
				89.7	87.5	45.0	16.0	16.0	15.5	16.5	16.0	48.0	28	-0.17	1.5	94.5	4.	
6.	12	BARANTCEVA Aleksandra	RUS	89.4	79.0	28.0	15.5	15.5	16.0	16.5	16.5	48.0	27	-0.03	0.3	76.3	6.	163.6
				89.8	84.5	39.0	16.0	16.0	15.5	16.0	16.5	48.0	28	-0.03	0.3	87.3	6.	
7.	4	MAKHINIA Liia	RUS	90.0	71.5	13.0	14.0	14.5	13.5	14.0	13.5	41.5	27	-0.61	5.4	59.9	9.	129.3
				90.7	73.5	17.0	14.0	14.5	14.5	13.5	13.5	42.0	28	-1.18	10.4	69.4	7.	
8.	8	TRAMBITAS Andreea Diana	ROU	88.3	73.5	17.0	15.0	15.5	15.5	16.0	16.0	47.0	27	-0.03	0.3	64.3	7.	127.3
				89.3	69.0	8.0	15.5	15.0	15.5	15.5	15.5	46.5	28	-0.96	8.5	63.0	8.	
9.	1	MILITARU Carina Alexandra	ROU	89.0	72.0	14.0	14.5	15.0	15.5	15.5	15.0	45.5	27	-0.09	0.8	60.3	8.	119.9
				89.7	71.5	13.0	15.0	15.0	14.5	14.5	15.0	44.5	28	-0.24	2.1	59.6	10.	
10.	5	URBANIJA COZ Kaja	SLO	89.0	71.0	12.0	15.0	14.5	15.0	16.0	15.5	45.5	27	0.49	-3.6	53.9	10.	114.6
				89.4	72.0	14.0	14.5	15.0	13.5	14.5	14.5	44.0	28	-0.31	2.7	60.7	9.	
11.	10	WEINLICOVA Simona	CZE	89.3	68.0	6.0	15.0	14.5	14.0	15.5	15.0	44.5	27	0.95	-6.9	43.6	11.	84.9
				89.1	65.0	0.0	14.0	14.5	13.5	13.5	14.5	42.0	28	0.09	-0.7	41.3	12.	
12.	3	BRESSAND Marine	FRA	88.4	63.5	-3.0	14.0	14.5	14.5	14.0	14.5	43.0	27	0.83	-6.1	33.9	13.	83.1
				89.6	61.0	-8.0	14.0	14.0	15.0	14.0	14.5	42.5	28	-1.66	14.7	49.2	11.	
13.	6	BENDI Annemarii	EST	88.0	63.0	-4.0	13.5	14.0	14.0	15.0	13.5	41.5	27	1.16	-8.5	29.0	14.	57.6
				88.2	57.0	-16.0	13.5	13.5	13.5	13.5	13.5	40.5	28	-0.46	4.1	28.6	13.	
14.	7	SIDLOVA Viktoria	SVK	88.4	62.0	-6.0	13.5	13.5	13.5	14.0	13.0	40.5	27	0.06	-0.4	34.1	12.	54.4
				89.1	58.0	-14.0	13.5	13.5	14.0	13.5	13.5	40.5	28	0.85	-6.2	20.3	14.	



Results

Competition / Weather Information												
	Time	Base Values			Weather	Temp Start / Finish [°C]			Humid. [%]	Tan. Wind [m/s]		
		Wind	Gate	Length		Air				Min.	Max.	Avg.
1st Round	11:00 - 11:11	0.00	27	91.91m	Cloudy	-8.0 / -8.0			57 / 57	-0.61	1.16	0.25
Final Round	11:32 - 11:44	0.00	28	92.60m	Partly cloudy	-7.3 / -7.1			53 / 53	-1.66	0.85	-0.30

Statistics													
	Gate		Athletes	Falls	Distance [m]			Speed [km/h]			Competitors / NOCs		
	No.	Diff.			Min.	Max.	Avg.	Min.	Max.	Avg.	In start list	Started	With results
1st Round	27		14	0	62.0	99.5	77.2	88.0	90.3	89.2	14/7	14/7	14/7
Final Round	28		14	1	57.0	98.5	76.6	88.2	90.7	89.7	14/7	14/7	14/7

NOTES

How point scores are calculated

A competitor is awarded 60 points for jumping the K-point distance. For every meter more or less than the K-point, a competitor has 2.0 points added or subtracted from his total. In addition, competitors are awarded points for style (for flight, landing and out-run) up to a maximum of 20 per judge. Five judges score each jump, with the highest and lowest scores discarded and the scores of the other three summed and added to the competitor's points for distance. The gate and/or wind compensation points are added to, or subtracted from, the total points.

LEGEND

Avg.	Average	Diff.	Difference	Humid.	Humidity Start / Finish
Max.	Maximum	Min.	Minimum	No.	Number
Tan. Wind	Tangential Wind	Temp.	Temperature		



Results

Jury / Competition Management				Judges				Hill Data / Calculation			
FIS Technical Delegate (TD)	SAMBUGARO Sandro (ITA)	A	SUZIC Zlatko (SLO)	Hill Size HS (95%)	109m (103.5m)						
FIS Assistant TD	LAUE Matt (USA)	B	CHINDRIS Stefan (ROU)	K-Point	95m						
Chief of Competition	VANGOLU Yenal (TUR)	C	YURTCAN Mustafa Tolga (TUR)	Metre Value	2.0 points per m						
FIS Equipment Controller	NADARKIEWICZ Renata (FIS)	D	CACINA Valentin (ROU)	Gate Factor	6.54 points per m						
		E	PREVC Bozidar (SLO)	Wind Factors - Head / Tail	7.30 / 8.84 points per m/s						

Bib	Name	NOC Code	1st Round					2nd Round					3rd Round				
			Speed	Distance	G/W	Comp.	Points	Speed	Distance	G/W	Comp.	Points	Speed	Distance	G/W	Comp.	Points
			[km/h]	[m]	Gate	[m/s]	Rank	[km/h]	[m]	Gate	[m/s]	Rank	[km/h]	[m]	Gate	[m/s]	Rank
1	WEINLICOVA Simona	CZE	90.9	73.0	28	-0.20	17.8	89.6	63.0	26	-1.85	12.4	89.7	62.5	27	-1.80	10.9
			5.	6.		1.8	9.	6.	11.		16.4	8.	8.	11.	15.9	11.	
2	BENDI Annemarii	EST	89.8	59.0	28	1.00	0.0	88.7	58.0	26	-1.26	0.0	89.0	53.0	27	-1.81	0.0
			12.	14.		-7.3	13.	13.	14.		11.1	12.	12.	14.	16.0	14.	
3	BRESSAND Marine	FRA	88.7	60.0	28	-1.06	0.0	87.8	61.5	26	0.28	0.0	88.1	61.0	27	-1.23	2.9
			14.	13.		9.4	13.	14.	12.		-2.0	12.	14.	12.	10.9	13.	
4	DIEU Romane	FRA	91.1	82.0	28	-0.64	39.7	90.0	93.0	26	0.41	53.0	90.6	90.5	27	-1.10	60.7
			4.	4.		5.7	4.	4.	2.		-3.0	3.	5.	4.	9.7	4.	
5	MILITARU Carina Alexandra	ROU	90.0	64.5	28	-1.23	9.9	89.5	72.0	26	0.37	11.3	89.7	71.5	27	-1.35	24.9
			11.	11.		10.9	11.	8.	7.		-2.7	10.	8.	9.	11.9	9.	
6	TRAMBITAS Andreea Diana	ROU	90.1	79.0	28	-0.89	35.9	88.9	67.5	26	-1.04	14.2	89.1	76.0	27	-0.67	27.9
			10.	5.		7.9	5.	11.	10.		9.2	7.	11.	7.	5.9	8.	
7	IAKOVLEVA Lidia	RUS	90.5	68.5	28	-1.30	18.5	89.3	79.0	26	0.03	27.8	89.7	80.0	27	-1.08	39.5
			8.	9.		11.5	8.	9.	5.		-0.2	5.	8.	5.	9.5	5.	
8	BARANTCEVA Aleksandra	RUS	91.2	65.5	28	-1.17	11.3	89.6	77.5	26	0.11	24.2	90.0	77.0	27	-0.97	32.6
			3.	10.		10.3	10.	6.	6.		-0.8	6.	6.	6.	8.6	6.	
9	MAKHINIA Liia	RUS	91.6	73.0	28	-1.18	26.4	90.2	70.0	26	-0.19	11.7	90.7	72.5	27	-1.72	30.2
			2.	6.		10.4	6.	3.	8.		1.7	9.	4.	8.	15.2	7.	
10	BRECL Jerneja	SLO	90.9	87.5	28	-0.85	52.5	89.9	88.0	26	0.34	43.5	90.8	96.0	27	-0.59	67.2
			5.	3.		7.5	3.	5.	4.		-2.5	4.	2.	2.	5.2	2.	
11	KOMAR Katra	SLO	90.7	98.5	28	0.24	65.2	90.3	91.5	26	-0.51	57.5	90.8	96.5	27	-0.90	71.0
			7.	2.		-1.8	2.	2.	3.		4.5	2.	2.	1.	8.0	1.	
12	KRIZNAR Nika	SLO	91.8	105.5	28	-0.21	82.9	90.7	102.5	26	-0.16	76.4	91.1	94.0	27	-0.69	64.1
			1.	1.		1.9	1.	1.	1.		1.4	1.	1.	3.	6.1	3.	
13	URBANJA COZ Kaja	SLO	90.3	72.5	28	-0.83	22.3	89.2	68.5	26	0.69	2.0	89.8	68.0	27	-1.32	17.7
			9.	8.		7.3	7.	10.	9.		-5.0	11.	7.	10.	11.7	10.	
14	SIDLOVA Viktoria	SVK	89.7	62.0	28	-0.75	0.6	88.8	59.5	26	-0.96	0.0	88.8	59.5	27	-1.98	6.5
			13.	12.		6.6	12.	12.	13.		8.5	12.	13.	13.	17.5	12.	

Competition / Weather Information											
	Time	Base Values			Weather	Temp Start / Finish [°C]		Humid. [%]	Tan. Wind [m/s]		
		Wind	Gate	Length		Air	Min.		Max.	Avg.	
1st Round	13:00 - 13:13	0.00	28	92.60m	Sky Clear	-5.2 / -5.0	80 / 80	-1.30	1.00	-0.69	
2nd Round	13:50 - 14:03	0.00	26	91.22m	Partly cloudy	-5.0 / -5.1	80 / 80	-1.85	0.69	-0.28	
3rd Round	14:36 - 14:46	0.00	27	91.91m	Partly cloudy	-5.3 / -5.3	80 / 80	-1.98	-0.59	-1.31	

Statistics													
	Gate		Athletes	Falls	Distance [m]			Speed [km/h]			Competitors / NOCs		
	No.	Diff.			Min.	Max.	Avg.	Min.	Max.	Avg.	In start list	Started	With results
1st Round	28		14	0	59.0	105.5	75.0	88.7	91.8	90.5	14/7	14/7	14/7
2nd Round	26		14	0	58.0	102.5	75.1	87.8	90.7	89.4	14/7	14/7	14/7
3rd Round	27		14	0	53.0	96.5	75.5	88.1	91.1	89.8	14/7	14/7	14/7

NOTES
A bolded line in the "Gate" column indicates a change in gate assignment at that point.
Total Point score Calculation:
60 points are awarded for jumping the K-point distance. 2.0 points/metre are added to (or subtracted from) the competitor's total points for the jump's difference in length from the K-point. The gate and/or wind compensation points are added to, or subtracted from, the total points.

LEGEND					
Avg.	Average	Diff.	Difference	Dist.	Distance
G/W Comp.	Gate / Wind Compensation	Humid.	Humidity Start / Finish	Max.	Maximum
Min.	Minimum	No.	Number	Tan. Wind	Tangential Wind
Temp.	Temperature				



Results

Jury / Competition Management				Judges				Hill Data / Calculation			
FIS Technical Delegate (TD)	SAMBUGARO Sandro (ITA)	A	SUZIC Zlatko (SLO)	Hill Size HS (95%)	109m (103.5m)						
FIS Assistant TD	LAUE Matt (USA)	B	CHINDRIS Stefan (ROU)	K-Point	95m						
Chief of Competition	VANGOLU Yenel (TUR)	C	YURTCAN Mustafa Tolga (TUR)	Metre Value	2.0 points per m						
FIS Equipment Controller	NADARKIEWICZ Renata (FIS)	D	CACINA Valentin (ROU)	Gate Factor	6.54 points per m						
		E	PREVC Bozidar (SLO)	Wind Factors - Head / Tail	7.30 / 8.84 points per m/s						

Bib	Name	NOC Code	1st Round					2nd Round					3rd Round				
			Speed	Distance	G/W	Comp.	Points	Speed	Distance	G/W	Comp.	Points	Speed	Distance	G/W	Comp.	Points
			[km/h]	[m]	Gate	[m/s]	Rank	[km/h]	[m]	Gate	[m/s]	Rank	[km/h]	[m]	Gate	[m/s]	Rank
31	WEINLICOVA Simona	CZE	87.7 6.	64.0 10.	25	1.31 -9.6	0.0 9.	88.2 8.	66.5 11.	27	1.99 -14.5	0.0 11.	88.2 6.	59.5 11.	26	1.02 -7.4	0.0 9.
32	BENDI Annemarii	EST	86.4 13.	64.0 10.	25	0.85 -6.2	0.0 9.	87.0 14.	62.5 13.	27	1.42 -10.4	0.0 11.	87.0 13.	56.5 14.	26	1.58 -11.5	0.0 9.
33	BRESSAND Marine	FRA	86.2 14.	61.0 12.	25	1.13 -8.2	0.0 9.	87.9 9.	66.0 12.	27	0.92 -6.7	0.0 11.	87.0 13.	59.0 12.	26	1.08 -7.9	0.0 9.
34	DIEU Romane	FRA	88.6 2.	87.5 2.	25	0.79 -5.8	39.2 3.	89.0 4.	87.0 3.	27	1.29 -9.4	34.6 3.	88.6 3.	84.5 4.	26	0.68 -5.0	34.0 3.
35	MILITARU Carina Alexandra	ROU	87.4 8.	71.5 8.	25	0.34 -2.5	10.5 6.	88.5 5.	75.5 7.	27	0.85 -6.2	14.8 7.	87.9 7.	72.5 6.	26	1.39 -10.1	4.9 7.
36	TRAMBITAS Andreea Diana	ROU	87.0 10.	72.0 7.	25	1.38 -10.1	3.9 8.	87.6 10.	71.5 9.	27	0.39 -2.8	10.2 8.	87.5 9.	68.5 8.	26	0.74 -5.4	1.6 8.
37	IAKOVLEVA Lidia	RUS	86.9 11.	76.0 5.	25	1.27 -9.3	12.7 5.	87.5 11.	81.5 5.	27	1.61 -11.8	21.2 5.	87.2 11.	71.5 7.	26	0.97 -7.1	5.9 6.
38	BARANTCEVA Aleksandra	RUS	87.7 6.	75.5 6.	25	1.76 -12.8	8.2 7.	88.5 5.	78.0 6.	27	0.95 -6.9	19.1 6.	88.4 4.	80.5 5.	26	0.88 -6.4	24.6 5.
39	MAKHINIA Liia	RUS	88.5 3.	60.5 13.	25	0.86 -6.3	0.0 9.	89.4 1.	68.5 10.	27	0.46 -3.4	3.6 9.	89.2 1.	65.0 10.	26	0.78 -5.7	0.0 9.
40	BRECL Jerneja	SLO	88.2 4.	87.5 2.	25	0.48 -3.5	41.5 2.	88.4 7.	83.5 4.	©25	1.34 -9.8	27.2 4.	88.4 4.	87.5 3.	©25	1.77 -12.9	32.1 4.
41	KOMAR Katra	SLO	88.0 5.	86.0 4.	25	1.17 -8.5	33.5 4.	89.1 3.	91.0 2.	©25	0.12 -0.9	51.1 2.	87.9 7.	91.5 2.	©25	1.45 -10.6	42.4 2.
42	KRIZNAR Nika	SLO	88.8 1.	94.5 1.	25	0.88 -6.4	52.6 1.	89.2 2.	102.5 1.	©25	1.79 -13.1	61.9 1.	88.9 2.	97.5 1.	©25	1.32 -9.6	55.4 1.
43	URBANIIA COZ Kaja	SLO	87.3 9.	67.5 9.	25	0.71 -5.2	0.0 9.	87.1 13.	73.5 8.	©25	1.97 -14.4	2.6 10.	87.5 9.	68.5 8.	©25	1.45 -10.6	0.0 9.
44	SIDLOVA Viktoria	SVK	86.6 12.	59.5 14.	25	2.01 -14.7	0.0 9.	87.4 12.	61.5 14.	27	1.89 -13.8	0.0 11.	87.1 12.	58.5 13.	26	1.79 -13.1	0.0 9.



Results

Competition / Weather Information											
	Time	Base Values			Weather	Temp Start / Finish [°C]		Humid. [%]	Tan. Wind [m/s]		
		Wind	Gate	Length		Air	Min.		Max.	Avg.	
1st Round	13:03 - 13:14	0.00	25	90.57m	Partly cloudy	-6.7 / -6.5	69 / 69	0.34	2.01	1.15	
2nd Round	13:44 - 13:57	0.00	27	91.91m	Partly cloudy	-5.9 / -5.9	62 / 62	0.12	1.99	1.30	
3rd Round	14:30 - 14:43	0.00	26	91.22m	Partly cloudy	-5.9 / -5.9	62 / 62	0.68	1.79	1.29	

Statistics													
	Gate		Athletes	Falls	Distance [m]			Speed [km/h]			Competitors / NOCs		
	No.	Diff.			Min.	Max.	Avg.	Min.	Max.	Avg.	In start list	Started	With results
1st Round	25		14	0	59.5	94.5	73.3	86.2	88.8	87.5	14/7	14/7	14/7
2nd Round	25	-1.34m	4	0	73.5	102.5	87.6	87.1	89.2	88.4	14/7	14/7	14/7
	27		10	0	61.5	87.0	71.8	87.0	89.4	88.1			
3rd Round	25	-0.65m	4	0	68.5	97.5	86.2	87.5	88.9	88.1	14/7	14/7	14/7
	26		10	0	56.5	84.5	67.6	87.0	89.2	87.8			

NOTES

A bolded line in the "Gate" column indicates a change in gate assignment at that point.

Total Point score Calculation:

60 points are awarded for jumping the K-point distance. 2.0 points/metre are added to (or subtracted from) the competitor's total points for the jump's difference in length from the K-point. The gate and/or wind compensation points are added to, or subtracted from, the total points.

LEGEND

© Gate change request by coach
Dist. Distance
Max. Maximum
Tan. Wind Tangential Wind

Avg. Average
G/W Comp. Gate / Wind Compensation
Min. Minimum
Temp. Temperature

Diff. Difference
Humid. No. Humidity Start / Finish Number



**EUROPEAN
YOUTH
OLYMPIC
FESTIVAL**



Results Book



SKI JUMPING

Boys' Normal Hill Individual



Results

Jury / Competition Management		Judges			Hill Data / Calculation		
FIS Technical Delegate (TD)	SAMBUGARO Sandro (ITA)	A	SUZIC Zlatko (SLO)	Hill Size HS (95%)	109m (103.5m)		
FIS Assistant TD	LAUE Matt (USA)	B	CHINDRIS Stefan (ROU)	K-Point	95m		
Chief of Competition	VANGOLU Yenal (TUR)	C	YURTCAN Mustafa Tolga (TUR)	Metre Value	2.0 points per m		
FIS Equipment Controller	SOLEM Morten (FIS)	D	CACINA Valentin (ROU)	Gate Factor	6.54 points per m		
		E	PREVC Bozidar (SLO)	Wind Factors - Head / Tail	7.30 / 8.84 points per m/s		

Bib	Name	NOC Code	Speed [km/h] Rank	Dist. [m] Rank	G/W Comp.		Points Rank
					Gate	Points	
1	LOGINOV Aleksandr	RUS	88.0 26.	86.5 18.	24	-1.03 9.1	52.1 13.
2	FARKAS Hunor	ROU	89.1 9.	90.0 12.	24	0.08 -0.6	49.4 18.
3	YUDIN Artem	RUS	88.2 25.	86.5 18.	24	-1.02 9.0	52.0 14.
4	HRISTOV Viktor	BUL	89.1 9.	71.5 26.	24	-1.32 11.7	24.7 26.
5	DOBRE Bernard	SLO	89.8 1.	100.5 4.	24	-0.12 1.1	72.1 6.
6	PACURAR Radu Mihai	ROU	89.6 5.	84.5 20.	24	0.00 0.0	39.0 24.
7	SELCER Radek	CZE	88.3 22.	91.0 9.	24	0.16 -1.2	50.8 16.
8	VETELAINEN Jonne	FIN	89.2 7.	83.0 21.	24	-0.53 4.7	40.7 23.
9	VODUSEK Lovro	SLO	89.2 7.	106.5 3.	24	-0.07 0.6	83.6 3.
10	POHJOLA Arttu	FIN	88.6 18.	80.0 24.	24	-1.81 16.0	46.0 19.
11	BATBY Alessandro	FRA	89.4 6.	98.5 5.	24	0.63 -4.6	62.4 8.
12	SIKOLA Jakub	CZE	89.7 3.	89.5 14.	24	-0.10 0.9	49.9 17.
13	HERMANSON Ivo-Niklas	EST	89.8 1.	89.0 15.	24	-0.94 8.3	56.3 11.
14	AHONEN Mico	FIN	89.7 3.	88.0 16.	24	0.02 -0.1	45.9 20.
15	CONTAMINE Mathis	FRA	88.7 16.	107.0 1.	22	0.13 -0.9	92.1 2.

Bib	Name	NOC Code	Speed [km/h] Rank	Dist. [m] Rank	G/W Comp.		Points Rank
					Gate	Points	
16	SIMITCHIYSKI Krasimir	BUL	86.4 29.	69.5 27.	22	0.40 -2.9	15.1 28.
17	BEDIR Muhammed Ali	TUR	88.3 22.	91.0 9.	22	-0.08 0.7	61.7 9.
18	CACINA Daniel Andrei	ROU	88.3 22.	76.0 25.	22	-0.67 5.9	36.9 25.
19	MARCHUKOV Aleksandr	RUS	89.0 11.	92.5 8.	22	-0.16 1.4	65.4 7.
20	LEAROYD Jonathan	FRA	89.0 11.	96.5 6.	22	-0.20 1.8	73.8 5.
21	MALTSEV Kevin	EST	87.7 27.	82.5 22.	22	0.26 -1.9	42.1 22.
22	BASKAKOV Ilya	RUS	88.5 19.	94.5 7.	22	-1.16 10.3	78.3 4.
23	JOVAN Tomi	SLO	88.8 14.	63.5 28.	22	-1.69 14.9	20.9 27.
24	VIRRANTALO Markus	FIN	88.7 16.	90.0 12.	22	0.83 -6.1	52.9 12.
25	SPULBER Mihnea Alexandru	ROU	88.5 19.	88.0 16.	22	0.46 -3.4	51.6 15.
26	ZAJC Timi	SLO	89.0 11.	107.0 1.	22	-0.11 1.0	94.0 1.
27	KUBENA Lukas	CZE	88.8 14.	91.0 9.	22	0.08 -0.6	60.4 10.
28	HOLUB Benedikt	CZE	88.5 19.	63.5 28.	22	-0.72 6.4	12.4 29.
29	MARUSIAK Yevhen	UKR	87.2 28.	81.0 23.	22	-0.49 4.3	45.3 21.

Competition / Weather Information

	Time	Base Values			Weather	Temp Start / Finish [°C]		Humid. [%]	Tan. Wind [m/s]		
		Wind	Gate	Length		Air	Min.		Max.	Avg.	
Trial Round	13:00 - 13:26	0.00	24	89.88m	Partly cloudy	-7.2	-6.9	52 / 52	-1.81	0.83	-0.32

Statistics

	Gate		Athletes	Falls	Distance [m]			Speed [km/h]			Competitors / NOCs		
	No.	Diff.			Min.	Max.	Avg.	Min.	Max.	Avg.	In start list	Started	With results
Trial Round	22	-1.37m	15	0	63.5	107.0	86.2	86.4	89.0	88.3	29/10	29/10	29/10
	24		14	0	71.5	106.5	88.9	88.0	89.8	89.1			

NOTES

A bolded line in the "Gate" column indicates a change in gate assignment at that point.

Total Point score Calculation:

60 points are awarded for jumping the K-point distance. 2.0 points/metre are added to (or subtracted from) the competitor's total points for the jump's difference in length from the K-point. The gate and/or wind compensation points are added to, or subtracted from, the total points.

LEGEND

Avg.	Average	Diff.	Difference	Dist.	Distance	G/W Comp.	Gate / Wind Compensation
Humid.	Humidity Start / Finish	Max.	Maximum	Min.	Minimum	No.	Number
Tan. Wind	Tangential Wind	Temp.	Temperature				



Results

Jury / Competition Management		Judges			Hill Data / Calculation		
FIS Technical Delegate (TD)	SAMBUGARO Sandro (ITA)	A	SUZIC Zlatko (SLO)	Hill Size HS (95%)	109m (103.5m)		
FIS Assistant TD	LAUE Matt (USA)	B	CHINDRIS Stefan (ROU)	K-Point	95m		
Chief of Competition	VANGOLU Yenal (TUR)	C	YURTCAN Mustafa Tolga (TUR)	Metre Value	2.0 points per m		
FIS Equipment Controller	SOLEM Morten (FIS)	D	CACINA Valentin (ROU)	Gate Factor	6.54 points per m		
		E	PREVC Bozidar (SLO)	Wind Factors - Head / Tail	7.30 / 8.84 points per m/s		

Rank	Bib	Name	NOC Code	Speed [km/h]	Distance		Judges Marks					Judges Gate / Wind Compensation		Round		Total		
					[m]	Points	A	B	C	D	E	Points	Gate Points	[m/s]	Points		Total	Rank
1.	26	ZAJC Timi	SLO	88.7	107.0	84.0	18.5	17.5	18.0	18.0	18.0	54.0	22	-0.05	0.4	138.4	1.	261.3
				88.4	100.0	70.0	18.0	18.5	17.5	18.0	18.0	54.0	22	0.15	-1.1	122.9	1.	
2.	20	LEAROYD Jonathan	FRA	89.3	101.5	73.0	18.0	17.5	17.5	17.5	17.5	52.5	22	-0.44	3.9	129.4	2.	246.4
				88.8	98.5	67.0	18.0	17.5	17.5	17.5	18.0	53.0	22	0.41	-3.0	117.0	3.	
3.	15	CONTAMINE Mathis	FRA	88.5	96.0	62.0	17.5	17.5	17.5	17.5	17.5	52.5	22	-0.62	5.5	120.0	3.	240.7
				88.4	97.0	64.0	16.5	17.5	17.0	17.0	16.5	50.5	22	-0.70	6.2	120.7	2.	
4.	17	BEDIR Muhammed Ali	TUR	88.0	96.0	62.0	17.0	17.0	16.5	17.5	17.0	51.0	22	-0.36	3.2	116.2	4.	213.5
				87.7	89.0	48.0	17.0	17.0	17.0	16.5	17.0	51.0	22	0.23	-1.7	97.3	11.	
5.	23	JOVAN Tomi	SLO	88.2	92.5	55.0	17.0	17.0	17.0	17.5	18.0	51.5	22	0.27	-2.0	104.5	8.	209.5
				88.1	89.0	48.0	17.0	17.0	16.5	17.0	17.5	51.0	22	-0.68	6.0	105.0	6.	
6.	9	VODUSEK Lovro	SLO	88.0	93.5	57.0	17.5	18.0	17.5	17.0	17.5	52.5	22	-0.16	1.4	110.9	6.	209.0
				87.8	91.5	53.0	16.5	16.5	16.5	17.0	17.0	50.0	22	0.67	-4.9	98.1	10.	
7.	19	MARCHUKOV Aleksandr	RUS	88.8	91.5	53.0	16.5	16.5	16.5	16.0	16.5	49.5	22	-1.19	10.5	113.0	5.	205.3
				88.1	88.0	46.0	16.5	16.0	16.5	16.5	17.0	49.5	22	0.44	-3.2	92.3	14.	
8.	11	BATBY Alessandro	FRA	88.2	87.0	44.0	16.5	17.0	17.0	16.5	17.0	50.5	22	0.79	-5.8	88.7	12.	204.2
				88.5	94.5	59.0	16.5	17.0	17.0	16.5	17.0	50.5	22	-0.68	6.0	115.5	4.	
9.	5	DOBRE Bernard	SLO	88.4	89.0	48.0	17.0	16.5	16.5	16.5	17.0	50.0	22	-0.14	1.2	99.2	10.	201.3
				88.3	92.0	54.0	16.5	16.5	16.5	16.5	17.5	49.5	22	0.19	-1.4	102.1	8.	
10.	22	BASKAKOV Ilya	RUS	88.5	85.0	40.0	16.5	16.5	16.0	16.5	16.5	49.5	22	-0.04	0.4	89.9	11.	200.4
				88.4	92.5	55.0	16.5	17.0	16.5	17.0	17.0	50.5	22	-0.56	5.0	110.5	5.	
11.	24	VIRRANTALO Markus	FIN	88.5	88.5	47.0	16.0	16.0	15.0	16.0	16.5	48.0	22	-0.57	5.0	100.0	9.	197.3
				88.2	88.0	46.0	17.0	16.5	16.5	16.5	16.5	49.5	22	-0.20	1.8	97.3	11.	
12.	27	KUBENA Lukas	CZE	88.4	87.0	44.0	16.5	16.5	15.5	17.0	16.5	49.5	22	-1.44	12.7	106.2	7.	188.8
				88.3	82.5	35.0	16.5	16.5	16.0	16.5	16.5	49.5	22	0.26	-1.9	82.6	19.	
13.	3	YUDIN Artem	RUS	87.1	83.5	37.0	16.5	16.5	16.0	16.0	16.0	48.5	22	-0.12	1.1	86.6	15.	182.7
				87.4	88.5	47.0	17.0	17.0	16.5	16.5	16.5	50.0	22	0.12	-0.9	96.1	13.	
14.	13	HERMANSON Ivo-Niklas	EST	88.7	86.0	42.0	16.5	16.5	17.0	16.5	16.5	49.5	22	0.47	-3.4	88.1	13.	179.7
				88.7	86.5	43.0	16.5	16.5	16.5	17.0	16.5	49.5	22	0.12	-0.9	91.6	15.	
15.	1	LOGINOV Aleksandr	RUS	87.1	79.0	28.0	16.5	16.0	16.0	16.0	15.5	48.0	22	-0.09	0.8	76.8	20.	179.2
				87.3	90.0	50.0	17.0	17.0	16.5	16.5	16.5	50.0	22	-0.27	2.4	102.4	7.	
16.	2	FARKAS Hunor	ROU	87.4	80.5	31.0	16.5	16.5	16.0	15.5	15.0	48.0	22	0.32	-2.3	76.7	21.	175.6
				87.7	89.5	49.0	16.5	16.5	16.5	16.5	16.0	49.5	22	-0.05	0.4	98.9	9.	
17.	14	AHONEN Mico	FIN	88.6	88.5	47.0	17.0	17.0	16.5	16.5	16.5	50.0	22	1.27	-9.3	87.7	14.	175.0
				88.7	88.5	47.0	17.0	17.0	16.5	16.5	16.5	50.0	22	1.33	-9.7	87.3	16.	
18.	25	SPULBER Mihnea Alexandru	ROU	88.1	82.5	35.0	15.5	16.5	15.5	16.5	16.5	48.5	22	0.29	-2.1	81.4	17.	167.1
				88.4	84.5	39.0	16.5	16.5	16.0	17.0	16.5	49.5	22	0.38	-2.8	85.7	17.	
19.	10	POHJOLA Arttu	FIN	87.4	84.0	38.0	17.0	16.5	16.5	16.5	16.5	49.5	22	0.34	-2.5	85.0	16.	160.0
				87.5	81.0	32.0	16.0	16.0	16.0	16.5	16.5	48.5	22	0.75	-5.5	75.0	23.	
20.	6	PACURAR Radu Mihai	ROU	88.2	80.0	30.0	16.0	16.0	15.5	16.0	16.0	48.0	22	-0.12	1.1	79.1	19.	159.7
				88.4	82.5	35.0	16.5	16.5	16.0	16.5	16.5	49.5	22	0.53	-3.9	80.6	20.	
21.	29	MARUSIAK Yevhen	UKR	87.5	81.0	32.0	16.5	16.0	15.5	17.0	16.5	49.0	22	-0.04	0.4	81.4	17.	155.4
				87.7	79.0	28.0	16.5	15.0	15.5	15.0	15.0	45.5	22	-0.06	0.5	74.0	24.	
22.	12	SIKOLA Jakub	CZE	88.2	78.0	26.0	15.0	16.0	14.5	15.0	14.5	44.5	22	0.29	-2.1	68.4	23.	153.0
				88.5	80.5	31.0	16.5	16.0	16.0	16.0	16.5	48.5	22	-0.58	5.1	84.6	18.	
23.	7	SELCER Radek	CZE	87.0	71.5	13.0	16.0	15.0	16.0	15.5	15.5	47.0	22	-1.24	11.0	71.0	22.	146.7
				87.0	75.5	21.0	15.5	15.5	15.5	15.5	16.5	46.5	22	-0.93	8.2	75.7	22.	
24.	21	MALTSEV Kevin	EST	88.0	80.0	30.0	9.0	8.5	9.0	9.0	9.5	27.0	22	-0.79	7.0	64.0	26.	141.5
				87.1	79.0	28.0	16.5	16.0	16.0	15.5	16.5	48.5	22	-0.11	1.0	77.5	21.	
25.	8	VETELAINEN Jonne	FIN	87.8	73.5	17.0	15.5	15.0	14.5	15.0	15.0	45.0	22	-0.62	5.5	67.5	24.	140.0
				88.4	78.5	27.0	16.0	15.5	15.0	16.0	15.5	47.0	22	0.20	-1.5	72.5	25.	
26.	18	CACINA Daniel Andrei	ROU	87.8	73.0	16.0	15.0	16.0	15.0	15.5	45.5	22	-0.29	2.6	64.1	25.	135.3	
				87.7	79.0	28.0	14.5	15.5	15.5	14.0	15.5	45.5	22	0.32	-2.3	71.2		26.
27.	28	HOLUB Benedikt	CZE	87.8	68.0	6.0	14.0	13.5	13.5	14.0	13.5	41.0	22	-0.02	0.2	47.2	28.	116.3
				88.3	78.0	26.0	15.0	15.5	16.5	15.5	15.5	46.5	22	0.47	-3.4	69.1	27.	



Results

Rank	Bib	Name	NOC Code	Speed [km/h]	Distance		Judges Marks					Judges Gate / Wind Compensation		Round		Total		
					[m]	Points	A	B	C	D	E	Points	Gate Points	[m/s]	Points		Total	Rank
28.	16	SIMITCHIYSKI Krasimir	BUL	86.7	68.0	6.0	14.0	15.0	15.0	14.0	15.0	44.0	22	-0.95	8.4	58.4	27.	115.9
				86.6	69.0	8.0	15.0	15.5	15.0	14.0	15.0	45.0	22	-0.51	4.5	57.5	28.	
29.	4	HRISTOV Viktor	BUL	87.6	54.0	-22.0	13.0	12.5	13.0	13.0	13.0	39.0	22	0.34	-2.5	14.5	29.	49.7
				87.7	62.0	-6.0	14.0	13.5	13.5	13.0	13.5	40.5	22	-0.08	0.7	35.2	29.	

Competition / Weather Information

	Time	Base Values			Weather	Temp Start / Finish [°C]		Humid. [%]	Tan. Wind [m/s]		
		Wind	Gate	Length		Air	Min.		Max.	Avg.	
1st Round	13:54 - 14:23	0.00	22	88.51m	Partly cloudy	-6.4	-6.3	49 / 49	-1.44	1.27	-0.17
Final Round	14:45 - 15:15	0.00	22	88.51m	Partly cloudy	-5.8	-5.7	55 / 55	-0.93	1.33	0.04

Statistics

	Gate		Athletes	Falls	Distance [m]			Speed [km/h]			Competitors / NOCs		
	No.	Diff.			Min.	Max.	Avg.	Min.	Max.	Avg.	In start list	Started	With results
1st Round	22		29	1	54.0	107.0	83.6	86.7	89.3	88.0	29/10	29/10	29/10
Final Round	22		29	0	62.0	100.0	85.3	86.6	88.8	88.0	29/10	29/10	29/10

NOTES

How point scores are calculated

A competitor is awarded 60 points for jumping the K-point distance. For every meter more or less than the K-point, a competitor has 2.0 points added or subtracted from his total. In addition, competitors are awarded points for style (for flight, landing and out-run) up to a maximum of 20 per judge. Five judges score each jump, with the highest and lowest scores discarded and the scores of the other three summed and added to the competitor's points for distance. The gate and/or wind compensation points are added to, or subtracted from, the total points.

LEGEND

Avg.	Average	Diff.	Difference	Humid.	Humidity Start / Finish	Max.	Maximum
Min.	Minimum	No.	Number	Tan. Wind	Tangential Wind	Temp.	Temperature



Results

Jury / Competition Management				Judges				Hill Data / Calculation			
FIS Technical Delegate (TD)	SAMBUGARO Sandro (ITA)	A	SUZIC Zlatko (SLO)	Hill Size HS (95%)	109m (103.5m)						
FIS Assistant TD	LAUE Matt (USA)	B	CHINDRIS Stefan (ROU)	K-Point	95m						
Chief of Competition	VANGOLU Yenal (TUR)	C	YURTCAN Mustafa Tolga (TUR)	Metre Value	2.0 points per m						
FIS Equipment Controller	SOLEM Morten (FIS)	D	CACINA Valentin (ROU)	Gate Factor	6.54 points per m						
		E	PREVC Bozidar (SLO)	Wind Factors - Head / Tail	7.30 / 8.84 points per m/s						

Bib	Name	NOC Code	1st Round					2nd Round					3rd Round				
			Speed	Distance	G/W	Comp.	Points	Speed	Distance	G/W	Comp.	Points	Speed	Distance	G/W	Comp.	Points
			[km/h]	[m]	Gate	[m/s]	Rank	[km/h]	[m]	Gate	[m/s]	Rank	[km/h]	[m]	Gate	[m/s]	Rank
1	HRISTOV Viktor	BUL	89.8	70.0	24	-0.42	13.7	88.5	51.0	22	-0.87	0.0	89.3	62.5	24	-1.96	12.3
			11.	28.		3.7	28.	24.	29.		7.7	29.	17.	28.		17.3	28.
2	SIMITCHIYSKI Krasimir	BUL	89.2	80.0	24	-0.37	33.3	87.7	70.5	22	-0.72	17.4	88.5	71.0	24	-0.97	20.6
			24.	27.		3.3	27.	29.	27.		6.4	27.	25.	27.		8.6	27.
3	SELCER Radek	CZE	89.2	84.5	24	-0.63	44.6	87.9	73.5	22	0.34	14.5	88.4	84.5	24	0.19	37.6
			24.	25.		5.6	22.	28.	26.		-2.5	28.	27.	24.		-1.4	26.
4	SIKOLA Jakub	CZE	90.3	86.0	24	0.30	39.8	88.9	83.0	22	0.11	35.2	89.6	86.0	24	0.05	41.6
			3.	22.		-2.2	25.	16.	22.		-0.8	23.	12.	21.		-0.4	23.
5	HOLUB Benedikt	CZE	90.2	69.0	24	0.25	6.2	88.9	66.5	22	-1.85	19.4	89.7	80.0	24	-1.05	39.3
			5.	29.		-1.8	29.	16.	28.		16.4	26.	8.	25.		9.3	25.
6	KUBENA Lukas	CZE	89.8	90.5	24	0.62	46.5	89.0	82.0	22	-0.28	36.5	89.7	91.0	24	-0.13	53.1
			11.	15.		-4.5	21.	11.	23.		2.5	22.	8.	10.		1.1	17.
7	MALTSEV Kevin	EST	89.4	87.0	24	0.24	42.2	88.6	80.5	22	-1.00	39.8	89.3	86.5	24	-0.84	50.4
			20.	19.		-1.8	24.	23.	24.		8.8	21.	17.	19.		7.4	18.
8	HERMANSON Ivo-Niklas	EST	90.0	91.0	24	0.03	51.8	89.0	85.5	22	0.09	40.3	90.1	88.5	24	-0.86	54.6
			9.	14.		-0.2	17.	11.	19.		-0.7	19.	2.	16.		7.6	14.
9	AHONEN Mico	FIN	90.2	95.5	24	0.75	55.5	89.2	89.0	22	-1.01	56.9	89.9	90.5	24	0.21	49.5
			5.	6.		-5.5	14.	5.	17.		8.9	11.	6.	12.		-1.5	19.
10	POHJOLA Arttu	FIN	89.1	87.0	24	-0.50	48.4	88.2	84.5	22	0.82	33.0	88.7	79.5	24	-1.22	39.8
			27.	19.		4.4	20.	26.	20.		-6.0	24.	23.	26.		10.8	24.
11	VETELAINEN Jonne	FIN	90.1	85.5	24	-0.18	42.6	89.1	91.5	22	-0.36	56.2	90.0	91.0	24	-0.29	54.6
			8.	24.		1.6	23.	7.	10.		3.2	12.	5.	10.		2.6	14.
12	VIRRALO Markus	FIN	90.4	95.5	24	0.00	61.0	89.4	91.0	22	-0.35	55.1	90.1	94.5	24	-0.62	64.5
			2.	6.		0.0	10.	2.	12.		3.1	13.	2.	6.		5.5	7.
13	BATBY Alessandro	FRA	89.7	94.0	24	-0.71	64.3	88.7	91.0	22	-0.32	54.8	89.2	89.5	24	-0.04	49.4
			15.	9.		6.3	6.	19.	12.		2.8	14.	19.	14.		0.4	20.
14	CONTAMINE Mathis	FRA	90.3	104.5	24	0.07	78.5	89.1	99.0	22	-0.05	68.4	90.5	104.5	24	-0.83	86.3
			3.	3.		-0.5	3.	7.	3.		0.4	4.	1.	2.		7.3	2.
15	LEAROYD Jonathan	FRA	90.5	105.5	24	-0.09	81.8	89.6	102.0	22	0.55	70.0	90.1	104.0	24	-0.31	80.7
			1.	2.		0.8	2.	1.	2.		-4.0	3.	2.	3.		2.7	3.
16	CACINA Daniel Andrei	ROU	89.6	91.5	24	-0.17	54.5	88.7	86.5	22	-0.87	50.7	89.5	85.5	24	-1.41	53.5
			17.	13.		1.5	15.	19.	18.		7.7	16.	13.	22.		12.5	16.
17	FARKAS Hunor	ROU	89.7	89.0	24	-0.48	52.2	88.9	84.0	22	-0.24	40.1	89.7	85.5	24	-2.26	61.0
			15.	17.		4.2	16.	16.	21.		2.1	20.	8.	22.		20.0	11.
18	SPULBER Mihnea Alexandru	ROU	89.8	92.5	24	-1.01	63.9	89.0	90.0	22	0.33	47.6	89.7	94.0	24	-1.01	66.9
			11.	12.		8.9	8.	11.	15.		-2.4	18.	8.	7.		8.9	5.
19	PACURAR Radu Mihai	ROU	90.2	80.5	24	-0.75	37.6	89.0	80.0	22	0.50	26.4	89.8	86.5	24	0.02	42.9
			5.	26.		6.6	26.	11.	25.		-3.6	25.	7.	19.		-0.1	22.
20	YUDIN Artem	RUS	89.3	93.5	23	0.44	58.2	88.7	92.5	22	-0.64	60.7	89.2	93.0	24	-0.01	56.1
			22.	10.		-3.2	11.	19.	9.		5.7	9.	19.	8.		0.1	13.
21	BASKAKOV Ilya	RUS	89.6	95.5	23	1.06	57.7	89.0	96.5	22	-0.33	65.9	89.5	97.5	24	0.35	62.4
			17.	6.		-7.7	12.	11.	6.		2.9	6.	13.	4.		-2.6	9.
22	LOGINOV Aleksandr	RUS	88.4	86.5	23	-1.04	56.6	88.3	90.5	22	-0.07	51.6	89.0	87.0	24	-0.43	47.8
			29.	21.		4.4	9.2	13.	25.		0.6	15.	21.	17.		3.8	21.
23	MARCHUKOV Aleksandr	RUS	89.3	88.5	23	-1.42	64.0	89.3	95.0	22	-0.25	62.2	89.5	97.0	24	0.05	63.6
			22.	18.		4.4	12.6	7.	7.		2.2	8.	13.	5.		-0.4	8.
24	JOVAN Tomi	SLO	89.8	97.0	23	0.33	66.0	89.2	97.0	22	-1.11	73.8	88.8	90.0	22	-0.68	65.0
			11.	5.		-2.4	5.	5.	4.		9.8	2.	22.	13.		9.0	6.0
25	DOBRE Bernard	SLO	89.4	86.0	23	-0.32	49.2	89.1	91.5	22	-0.56	58.0	88.6	89.0	22	-0.61	62.4
			20.	22.		4.4	2.8	19.	7.		5.0	10.	24.	15.		9.0	5.4
26	ZAJC Timi	SLO	89.9	113.0	23	0.32	98.1	89.3	102.5	22	-1.32	86.7	89.4	106.0	22	0.05	90.6
			10.	1.		-2.3	1.	3.	1.		11.7	1.	16.	1.		9.0	-0.4



Results

Bib	Name	NOC Code	1st Round					2nd Round					3rd Round				
			Speed	Distance	G/W	Comp.	Points	Speed	Distance	G/W	Comp.	Points	Speed	Distance	G/W	Comp.	Points
			[km/h]	[m]	Gate	[m/s]		[km/h]	[m]	Gate	[m/s]		[km/h]	[m]	Gate	[m/s]	
			Rank	Rank	Points	Points	Rank	Rank	Points	Points	Rank	Rank	Points	Points	Rank	Rank	Points
27	VODUSEK Lovro	SLO	89.6	93.5	23	0.03	61.2	89.1	94.5	22	-0.81	66.2	88.5	93.0	22	-1.10	74.7
			17.	10.	4.4	-0.2	9.	7.	8.		7.2	5.	25.	8.	9.0	9.7	4.
28	BEDIR Muhammed Ali	TUR	89.2	99.0	23	0.30	70.2	88.7	97.0	22	-0.05	64.4		DNS			
			24.	4.	4.4	-2.2	4.	19.	4.		0.4	7.					
29	MARUSIAK Yevhen	UKR	88.9	90.0	23	0.58	50.2	88.2	90.0	22	0.10	49.3	88.0	87.0	22	-0.36	56.2
			28.	16.	4.4	-4.2	18.	26.	15.		-0.7	17.	28.	17.	9.0	3.2	12.

Competition / Weather Information

Time	Base Values			Weather	Temp Start / Finish [°C]		Humid. [%]	Tan. Wind [m/s]		
	Wind	Gate	Length		Air	Min.		Max.	Avg.	
1st Round 13:30 - 13:55	0.00	24	89.88m	Partly cloudy	-5.1	-5.1	80 / 80	-1.42	1.06	-0.09
2nd Round 14:05 - 14:28	0.00	22	88.51m	Partly cloudy	-5.2	-5.2	80 / 80	-1.85	0.82	-0.36
3rd Round 14:51 - 15:13	0.00	24	89.88m	Partly cloudy	-5.3	-5.4	80 / 79	-2.26	0.35	-0.59

Statistics

	Gate		Athletes	Falls	Distance [m]			Speed [km/h]			Competitors / NOCs		
	No.	Diff.			Min.	Max.	Avg.	Min.	Max.	Avg.	In start list	Started	With results
1st Round	23	-0.67m	10	0	86.0	113.0	94.2	88.4	89.9	89.3	29/10	29/10	29/10
	24		19	0	69.0	105.5	88.3	89.1	90.5	89.8			
2nd Round	22		29	0	51.0	102.5	87.1	87.7	89.6	88.8	29/10	29/10	29/10
3rd Round	22	-1.37m	5	0	87.0	106.0	93.0	88.0	89.4	88.6	29/10	28/9	28/9
	24		23	0	62.5	104.5	88.2	88.4	90.5	89.5			

NOTES

A bolded line in the "Gate" column indicates a change in gate assignment at that point.

Total Point score Calculation:

60 points are awarded for jumping the K-point distance. 2.0 points/metre are added to (or subtracted from) the competitor's total points for the jump's difference in length from the K-point. The gate and/ or wind compensation points are added to, or subtracted from, the total points.

LEGEND

Avg.	Average	Diff.	Difference	Dist.	Distance	DNS	Did Not Start
G/W Comp.	Gate / Wind Compensation	Humid.	Humidity Start / Finish	Max.	Maximum	Min.	Minimum
No.	Number	Tan. Wind	Tangential Wind	Temp.	Temperature		



Results

Jury / Competition Management				Judges				Hill Data / Calculation			
FIS Technical Delegate (TD)	SAMBUGARO Sandro (ITA)	A	SUZIC Zlatko (SLO)	Hill Size HS (95%)	109m (103.5m)						
FIS Assistant TD	LAUE Matt (USA)	B	CHINDRIS Stefan (ROU)	K-Point	95m						
Chief of Competition	VANGOLU Yenal (TUR)	C	YURTCAN Mustafa Tolga (TUR)	Metre Value	2.0 points per m						
FIS Equipment Controller	SOLEM Morten (FIS)	D	CACINA Valentin (ROU)	Gate Factor	6.54 points per m						
		E	PREVC Bozidar (SLO)	Wind Factors - Head / Tail	7.30 / 8.84 points per m/s						

Bib	Name	NOC Code	1st Round					2nd Round					3rd Round				
			Speed	Distance	G/W	Comp.	Points	Speed	Distance	G/W	Comp.	Points	Speed	Distance	G/W	Comp.	Points
			[km/h]	[m]	Gate	[m/s]	Rank	[km/h]	[m]	Gate	[m/s]	Rank	[km/h]	[m]	Gate	[m/s]	Rank
11	HRISTOV Viktor	BUL		DNS				DNS					DNS				
12	SIMITCHIYSKI Krasimir	BUL		DNS				DNS					DNS				
13	SELCER Radek	CZE	86.2 21.	74.5 25.	20	1.12 -8.2	10.8 25.	87.2 22.	82.0 16.	22	1.27 -9.3	24.7 20.	86.4 24.	72.0 24.	22	1.67 -12.2	1.8 24.
14	SIKOLA Jakub	CZE	87.1 7.	81.0 15.	20	1.68 -12.3	19.7 17.	87.9 12.	76.0 22.	22	0.32 -2.3	19.7 21.	88.0 4.	82.0 16.	22	0.83 -6.1	27.9 14.
15	HOLUB Benedikt	CZE	87.0 10.	81.5 14.	20	1.52 -11.1	21.9 14.	88.3 5.	72.0 23.	22	0.23 -1.7	12.3 23.	87.8 9.	89.0 8.	22	1.95 -14.2	33.8 9.
16	KUBENA Lukas	CZE	86.8 16.	82.0 13.	20	1.70 -12.4	21.6 15.	88.3 5.	83.0 13.	22	0.92 -6.7	29.3 17.	88.0 4.	88.0 9.	22	1.78 -13.0	33.0 10.
17	MALTSEV Kevin	EST	86.1 23.	78.5 19.	20	1.72 -12.6	14.4 23.	87.4 19.	80.5 19.	22	0.85 -6.2	24.8 19.	87.1 19.	84.5 14.	22	1.53 -11.2	27.8 16.
18	HERMANSON Ivo-Niklas	EST	87.1 7.	85.0 11.	20	1.88 -13.7	26.3 12.	88.0 10.	78.5 21.	22	-0.41 3.6	30.6 13.	88.0 4.	90.0 7.	22	1.19 -8.7	41.3 6.
19	AHONEN Mico	FIN	87.2 5.	88.0 6.	20	1.11 -8.1	37.9 7.	88.8 2.	87.5 8.	22	-0.09 0.8	45.8 6.	88.2 3.	90.5 6.	22	1.45 -10.6	40.4 7.
20	POHJOLA Arttu	FIN	86.2 21.	78.0 21.	20	1.11 -8.1	17.9 18.	87.4 19.	81.5 17.	23	1.38 -10.1	18.3 22.	86.7 23.	82.5 15.	22	1.82 -13.3	21.7 22.
21	VETELAINEN Jonne	FIN	87.1 7.	78.5 19.	20	1.66 -12.1	14.9 22.	88.6 4.	88.5 7.	23	1.50 -4.6	31.5 -10.9	87.8 9.	81.0 19.	22	0.56 -4.1	27.9 14.
22	VIRRANTALO Markus	FIN	87.4 3.	87.5 8.	20	1.18 -8.6	36.4 8.	89.0 1.	98.0 4.	23	2.20 -16.1	45.3 7.	87.8 9.	86.5 10.	22	1.23 -9.0	34.0 8.
23	BATBY Alessandro	FRA		DNS					DNS				87.4 16.	85.5 13.	22	1.09 -8.0	33.0 10.
24	CONTAMINE Mathis	FRA	87.2 5.	91.5 3.	20	1.10 -8.0	45.0 3.	88.3 5.	100.0 2.	22	0.82 -6.0	64.0 2.	87.9 7.	94.5 2.	22	1.22 -8.9	50.1 3.
25	LEAROYD Jonathan	FRA	87.9 1.	92.0 2.	20	1.15 -8.4	45.6 2.	88.8 2.	98.0 4.	22	1.03 -7.5	58.5 3.	88.4 1.	98.0 1.	22	1.61 -11.8	54.2 1.
26	CACINA Daniel Andrei	ROU	86.5 17.	80.0 17.	20	1.17 -8.5	21.5 16.	87.7 16.	83.0 13.	22	0.75 -5.5	30.5 14.	87.4 16.	79.5 21.	22	0.20 -1.5	27.5 18.
27	FARKAS Hunor	ROU	86.5 17.	82.5 12.	20	0.96 -7.0	28.0 11.	88.0 10.	81.0 18.	22	0.28 -2.0	30.0 16.	87.7 14.	80.5 20.	22	0.87 -6.4	24.6 20.
28	SPULBER Mihnea Alexandru	ROU	87.0 10.	80.5 16.	20	0.97 -7.1	23.9 13.	87.8 15.	83.0 13.	22	0.78 -5.7	30.3 15.	87.4 16.	86.0 12.	22	1.39 -10.1	31.9 13.
29	PACURAR Radu Mihai	ROU	86.9 14.	79.5 18.	20	1.80 -13.1	15.9 20.	88.3 5.	79.5 20.	22	0.53 -3.9	25.1 18.	87.9 7.	77.5 23.	22	0.89 -6.5	18.5 23.
30	YUDIN Artem	RUS	86.0 24.	76.5 23.	20	1.03 -7.5	15.5 21.	87.6 17.	86.0 10.	22	0.93 -6.8	35.2 9.	87.0 20.	81.5 17.	22	0.78 -5.7	27.3 19.
31	BASKAKOV Ilya	RUS	87.0 10.	88.5 5.	20	1.84 -13.4	33.6 9.		DNS					DNS			
32	LOGINOV Aleksandr	RUS	85.5 25.	76.0 24.	20	1.28 -9.3	12.7 24.	87.3 21.	86.0 10.	22	1.18 -8.6	33.4 10.	86.9 21.	86.5 10.	22	1.51 -11.0	32.0 12.
33	MARCHUKOV Aleksandr	RUS	87.4 3.	86.0 10.	20	1.62 -11.8	30.2 10.		DNS					DNS			
34	JOVAN Tomi	SLO	86.5 17.	87.5 8.	20	0.95 -6.9	38.1 5.	87.6 17.	86.5 9.	22	0.37 -2.7	40.3 8.	87.7 14.	92.5 4.	22	1.23 -9.0	46.0 4.
35	DOBRE Bernard	SLO	86.9 14.	88.0 6.	20	1.08 -7.9	38.1 5.	87.9 12.	95.0 6.	22	1.65 -12.0	48.0 5.	87.8 9.	81.5 17.	22	0.71 -5.2	27.8 16.
36	ZAJC Timi	SLO	87.6 2.	97.0 1.	20	1.04 -7.6	56.4 1.	88.1 9.	108.0 1.	22	1.46 -10.7	75.3 1.	88.3 2.	92.0 5.	22	1.29 -9.4	44.6 5.



Results

Bib	Name	NOC Code	1st Round					2nd Round					3rd Round				
			Speed	Distance	G/W	Comp.	Points	Speed	Distance	G/W	Comp.	Points	Speed	Distance	G/W	Comp.	Points
			[km/h] Rank	[m] Rank	Gate Points	[m/s] Points	Rank	[km/h] Rank	[m] Rank	Gate Points	[m/s] Points	Rank	[km/h] Rank	[m] Rank	Gate Points	[m/s] Points	Rank
37	VODUSEK Lovro	SLO	87.0 10.	90.5 4.	20	1.31 -9.6	41.4 4.	87.9 12.	99.0 3.	22	1.61 -11.8	56.2 4.	87.8 9.	93.5 3.	22	0.83 -6.1	50.9 2.
38	BEDIR Muhammed Ali	TUR		DNS					DNS					DNS			
39	MARUSIAK Yevhen	UKR	86.3 20.	77.5 22.	20	1.05 -7.7	17.3 19.	86.9 23.	84.0 12.	22	0.84 -6.1	31.9 11.	86.8 22.	79.0 22.	22	0.71 -5.2	22.8 21.

Competition / Weather Information

Time	Base Values			Weather	Temp Start / Finish [°C]		Humid. [%]	Tan. Wind [m/s]		
	Wind	Gate	Length		Air	Min.		Max.	Avg.	
1st Round 13:18 - 13:37	0.00	20	87.15m	Partly cloudy	-6.0 / -6.0	69 / 69	0.95	1.88	1.37	
2nd Round 13:59 - 14:17	0.00	22	88.51m	Partly cloudy	-5.9 / -5.8	62 / 62	-0.41	2.20	0.92	
3rd Round 14:47 - 15:06	0.00	22	88.51m	Partly cloudy	-5.7 / -5.6	68 / 68	0.20	1.95	1.23	

Statistics

	Gate		Athletes	Falls	Distance [m]			Speed [km/h]			Competitors / NOCs		
	No.	Diff.			Min.	Max.	Avg.	Min.	Max.	Avg.	In start list	Started	With results
1st Round	20		25	0	74.5	97.0	83.5	85.5	87.9	86.8	29/10	25/8	25/8
2nd Round	22		20	0	72.0	108.0	86.4	86.9	88.8	87.9	29/10	23/8	23/8
	23	+0.70m	3	0	81.5	98.0	89.3	87.4	89.0	88.3			
3rd Round	22		24	0	72.0	98.0	85.5	86.4	88.4	87.5	29/10	24/8	24/8

NOTES

A bolded line in the "Gate" column indicates a change in gate assignment at that point.

Total Point score Calculation:

60 points are awarded for jumping the K-point distance. 2.0 points/metre are added to (or subtracted from) the competitor's total points for the jump's difference in length from the K-point. The gate and/ or wind compensation points are added to, or subtracted from, the total points.

LEGEND

Avg.	Average	Diff.	Difference	Dist.	Distance	DNS	Did Not Start
G/W Comp.	Gate / Wind Compensation	Humid.	Humidity Start / Finish	Max.	Maximum	Min.	Minimum
No.	Number	Tan. Wind	Tangential Wind	Temp.	Temperature		



**EUROPEAN
YOUTH
OLYMPIC
FESTIVAL**



Results Book



SKI JUMPING

Normal Hill Team



Results

Jury / Competition Management		Judges			Hill Data / Calculation	
FIS Technical Delegate (TD)	SAMBUGARO Sandro (ITA)	A	PREVC Bozidar (SLO)	Hill Size HS (95%)	109m (103.5m)	
FIS Assistant TD	LAUE Matt (USA)	B	YURTCAN Mustafa Tolga (TUR)	K-Point	95m	
Chief of Competition	VANGOLU Yenel (TUR)	C	CHINDRIS Stefan (ROU)	Metre Value	2.0 points per m	
FIS Equipment Controller	SOLEM Morten (FIS)	D	CACINA Valentin (ROU)	Gate Factor	6.54 points per m	
		E	SUZIC Zlatko (SLO)	Wind Factors - Head / Tail	7.30 / 8.84 points per m/s	

Bib	Name	NOC Code	Speed	Distance	G/W Comp.		Points
			[km/h] Rank	[m] Rank	Gate Points	[m/s] Points	Rank
1-1	PACURAR Radu Mihai	ROU	88.4 11.	78.0 24.	23	0.18 -1.3	24.7 22.
2-1	POHJOLA Arttu	FIN	87.3 24.	80.5 21.	23	0.73 -5.3	25.7 20.
3-1	CONTAMINE Mathis	FRA	89.0 3.	100.5 3.	23	1.19 -8.7	62.3 4.
4-1	HOLUB Benedikt	CZE	88.4 11.	83.0 19.	23	1.47 -10.7	25.3 21.
5-1	VODUSEK Lovro	SLO	88.7 6.	97.5 4.	23	0.71 -5.2	59.8 5.
6-1	LOGINOV Aleksandr	RUS	87.4 23.	79.0 22.	23	1.22 -8.9	19.1 23.

Bib	Name	NOC Code	Speed	Distance	G/W Comp.		Points
			[km/h] Rank	[m] Rank	Gate Points	[m/s] Points	Rank
1-2	CACINA Daniel Andrei	ROU	88.5 10.	90.5 10.	24	1.99 -4.4	32.1 17.
2-2	VETELAINEN Jonne	FIN	89.0 3.	87.5 14.	24	1.21 -4.4	31.8 18.
3-2	DIEU Romane	FRA	88.1 17.	88.0 13.	24	0.80 -4.4	35.8 13.
4-2	SELCER Radek	CZE	87.5 20.	78.5 23.	24	0.90 -4.4	16.0 24.
5-2	DOBRE Bernard	SLO	88.8 5.	109.5 1.	24	1.85 -4.4	71.1 2.
6-2	YUDIN Artem	RUS	88.1 17.	97.5 4.	24	1.24 -4.4	51.5 6.



Results

Bib	Name	NOC Code	Speed	Distance	G/W Comp.		Points
			[km/h] Rank	[m] Rank	Gate Points	[m/s] Points	Rank
1-3	FARKAS Hunor	ROU	88.7 6.	87.0 15.	24 -4.4	0.72 -5.3	34.3 16.
2-3	AHONEN Mico	FIN	89.2 1.	95.5 6.	24 -4.4	1.55 -11.3	45.3 7.
3-3	BATBY Alessandro	FRA	88.7 6.	91.0 9.	24 -4.4	1.77 -12.9	34.7 14.
4-3	SIKOLA Jakub	CZE	88.7 6.	86.0 17.	24 -4.4	1.28 -9.3	28.3 19.
5-3	JOVAN Tomi	SLO	88.3 14.	94.0 7.	24 -4.4	1.31 -9.6	44.0 9.
6-3	BASKAKOV Ilya	RUS	88.4 11.	92.5 8.	24 -4.4	0.93 -6.8	43.8 10.

Bib	Name	NOC Code	Speed	Distance	G/W Comp.		Points
			[km/h] Rank	[m] Rank	Gate Points	[m/s] Points	Rank
1-4	SPULBER Mihnea Alexandru	ROU	87.5 20.	82.0 20.	22 4.6	0.56 -4.1	34.5 15.
2-4	VIRRANTALO Markus	FIN	88.0 19.	87.0 15.	22 4.6	0.54 -3.9	44.7 8.
3-4	LEAROYD Jonathan	FRA	89.2 1.	106.5 2.	22 4.6	1.22 -8.9	78.7 1.
4-4	KUBENA Lukas	CZE	88.2 15.	85.0 18.	22 4.6	0.88 -6.4	38.2 12.
5-4	ZAJC Timi	SLO	87.5 20.	90.0 11.	20 13.5	0.07 -0.5	63.0 3.
6-4	MARCHUKOV Aleksandr	RUS	88.2 15.	88.5 12.	22 4.6	1.08 -7.9	43.7 11.

Competition / Weather Information

	Time	Base Values			Weather	Temp Start / Finish [°C]		Humid. [%]	Tan. Wind [m/s]		
		Wind	Gate	Length		Air	Min.		Max.	Avg.	
Trial Round	13:02 - 13:23	0.00	23	89.21m	Partly cloudy	-11.5	-11.3	68 / 68	0.07	1.99	1.10

Statistics

	Gate		Athletes	Falls	Distance [m]			Speed [km/h]			Competitors / NOCs		
	No.	Diff.			Min.	Max.	Avg.	Min.	Max.	Avg.	In start list	Started	With results
Trial Round	20	-2.06m	1	0	90.0	90.0	90.0	87.5	87.5	87.5	24/6	24/6	24/6
	22	-0.70m	5	0	82.0	106.5	89.8	87.5	89.2	88.2			
	23		6	0	78.0	100.5	86.4	87.3	89.0	88.2			
	24	+0.67m	12	0	78.5	109.5	91.4	87.5	89.2	88.5			

NOTES

A bolded line in the "Gate" column indicates a change in gate assignment at that point.

Total Point score Calculation:

60 points are awarded for jumping the K-point distance. 2.0 points/metre are added to (or subtracted from) the competitor's total points for the jump's difference in length from the K-point. The gate and/or wind compensation points are added to, or subtracted from, the total points.

LEGEND

Avg.	Average	Diff.	Difference
Dist.	Distance	G/W Comp.	Gate / Wind Compensation
Humid.	Humidity Start / Finish	Max.	Maximum
Min.	Minimum	No.	Number
Tan. Wind	Tangential Wind	Temp.	Temperature



Results

Jury / Competition Management		Judges					Hill Data / Calculation			
FIS Technical Delegate (TD)	SAMBUGARO Sandro (ITA)	A	PREVC Bozidar (SLO)				Hill Size HS (95%)		109m (103.5m)	
FIS Assistant TD	LAUE Matt (USA)	B	YURTCAN Mustafa Tolga (TUR)				K-Point		95m	
Chief of Competition	VANGOLU Yenal (TUR)	C	CHINDRIS Stefan (ROU)				Metre Value		2.0 points per m	
FIS Equipment Controller	SOLEM Morten (FIS)	D	CACINA Valentin (ROU)				Gate Factor		6.54 points per m	
		E	SUZIC Zlatko (SLO)				Wind Factors - Head / Tail		7.30 / 8.84 points per m/s	

Rank	Bib	Name	Speed [km/h]	Distance		Judges Marks					Points	Gate / Wind Compensation			Round Points	Group Rank	Total
				[m]	Points	A	B	C	D	E		Gate	Points	[m/s]			
1.	5	SLO - SLOVENIA													457.0	1.	936.2
															479.2	1.	
	5-1	VODUSEK Lovro	88.4 89.5	97.5 94.5	65.0 59.0	18.0 17.5	17.0 17.0	17.5 17.5	17.5 17.0	52.5 51.5	24 25	1.01 0.20	-7.4 -1.5	110.1 109.0	2. 2.		
	5-2	DOBRE Bernard	88.7 89.3	101.5 97.0	73.0 64.0	18.0 17.5	17.5 17.5	18.0 17.0	18.5 17.0	54.0 52.0	24 25	1.27 0.64	-9.3 -4.7	117.7 111.3	1. 1.		
	5-3	JOVAN Tomi	88.5 89.3	92.0 94.0	54.0 58.0	17.5 17.5	17.0 17.0	16.5 17.0	17.0 17.0	51.0 51.0	24 25	1.59 0.22	-11.6 -1.6	93.4 107.4	4. 2.		
	5-4	ZAJC Timi	88.3 88.9	110.0 114.5	90.0 99.0	19.0 19.5	18.5 19.0	18.5 19.5	19.0 19.5	56.5 58.0	22 23	1.46 0.75	-10.7 -5.5	135.8 151.5	1. 1.		

2.	3	FRA - FRANCE													437.2	2.	891.6
															454.4	2.	
	3-1	CONTAMINE Mathis	89.1 90.0	109.0 106.5	88.0 83.0	17.5 17.5	18.0 18.0	18.5 18.0	19.0 18.0	54.5 54.0	24 25	1.43 0.48	-10.4 -3.5	132.1 133.5	1. 1.		
	3-2	DIEU Romane	88.3 89.1	86.0 89.5	42.0 49.0	16.0 16.5	16.0 16.5	16.0 16.5	17.0 17.0	48.0 50.0	24 25	1.38 0.48	-10.1 -3.5	79.9 95.5	5. 3.		
	3-3	BATBY Alessandro	89.1 89.9	93.0 90.0	56.0 50.0	17.0 16.5	16.5 17.0	17.0 17.0	17.0 16.5	51.0 50.0	24 25	0.47 0.07	-3.4 -0.5	103.6 99.5	1. 4.		
	3-4	LEAROYD Jonathan	88.9 89.3	102.0 104.0	74.0 78.0	18.0 18.0	18.0 18.0	18.5 18.0	18.0 18.0	54.5 54.0	22 23	0.95 0.84	-6.9 -6.1	121.6 125.9	2. 2.		

3.	6	RUS - RUSSIAN FEDERATION													369.9	3.	791.0
															421.1	3.	
	6-1	LOGINOV Aleksandr	87.5 88.7	84.0 93.0	38.0 56.0	16.5 17.0	16.5 16.5	16.0 17.0	16.5 17.0	49.5 51.0	24 25	1.45 0.66	-10.6 -4.8	76.9 102.2	4. 3.		
	6-2	YUDIN Artem	87.9 89.4	90.0 95.5	50.0 61.0	16.5 17.0	17.0 17.0	17.0 17.5	17.5 17.5	51.0 52.0	24 25	0.84 0.50	-6.1 -3.6	94.9 109.4	2. 2.		
	6-3	BASKAKOV Ilya	88.9 89.5	93.5 93.5	57.0 57.0	17.0 16.5	16.5 17.0	17.0 17.0	17.5 17.0	51.0 50.5	24 25	0.98 0.33	-7.2 -2.4	100.8 105.1	3. 3.		
	6-4	MARCHUKOV Aleksandr	88.2 88.7	93.5 94.0	57.0 58.0	17.0 17.5	17.0 17.0	17.0 17.0	17.0 17.0	51.0 51.0	22 23	1.47 0.63	-10.7 -4.6	97.3 104.4	3. 3.		

4.	2	FIN - FINLAND													342.3	4.	718.1
															375.8	4.	
	2-1	POHJOLA Arttu	87.6 88.5	85.5 83.0	41.0 36.0	16.5 16.5	16.0 16.5	16.0 16.0	16.0 16.0	48.5 48.5	24 25	1.66 0.39	-12.1 -2.8	77.4 81.7	3. 4.		
	2-2	VETELAINEN Jonne	88.6 89.6	89.5 86.5	49.0 43.0	16.5 16.5	16.5 16.5	17.0 17.0	16.5 16.5	50.0 49.5	24 25	1.72 0.84	-12.6 -6.1	86.4 86.4	4. 5.		
	2-3	AHONEN Mico	89.1 90.0	92.0 94.0	54.0 58.0	17.0 17.5	16.5 17.0	16.5 17.0	16.5 17.0	50.0 51.5	24 25	0.31 0.28	-2.3 -2.0	101.7 107.5	2. 1.		
	2-4	VIRRANTALO Markus	87.9 88.8	83.0 96.0	36.0 62.0	16.5 17.0	16.0 16.5	16.5 17.5	16.0 16.5	49.0 50.0	22 23	1.12 1.62	-8.2 -11.8	76.8 100.2	6. 4.		

5.	1	ROU - ROMANIA													307.4	5.	657.6
															350.2	5.	
	1-1	PACURAR Radu Mihai	88.4 89.4	79.5 82.0	29.0 34.0	16.0 16.5	16.5 16.5	16.0 16.0	16.0 16.0	48.0 49.0	24 25	0.86 0.23	-6.3 -1.7	70.7 81.3	5. 5.		
	1-2	CACINA Daniel Andrei	87.9 89.3	81.5 89.5	33.0 49.0	16.0 16.0	16.5 17.0	16.0 16.5	15.5 15.5	48.0 49.0	24 25	1.22 0.76	-8.9 -5.5	72.1 92.5	6. 4.		
	1-3	FARKAS Hunor	88.5 89.5	87.5 88.5	45.0 47.0	16.0 16.0	16.5 16.5	16.5 16.5	16.0 16.5	48.5 49.5	24 25	0.88 0.52	-6.4 -3.8	87.1 92.7	5. 5.		
	1-4	SPULBER Mihnea Alexandru	87.5 88.4	81.5 85.5	33.0 41.0	16.0 16.5	16.5 17.0	16.5 16.5	16.0 16.0	49.0 50.0	22 23	0.62 1.00	-4.5 -7.3	77.5 83.7	5. 6.		



Results

Rank	Bib	Name	Speed			Distance			Judges Marks					Gate / Wind Compensation				Round Points	Group Rank	Total
			[km/h]	[m]	Points	[m]	Points	A	B	C	D	E	Points	Gate	Points	[m/s]	Points			
6.	4	CZE - CZECH REPUBLIC																240.4	6.	573.7
	4-1	HOLUB Benedikt	88.3	80.5	31.0	15.5	16.0	16.0	15.5	16.0	47.5	24	1.13	-8.2	70.3	6.				
			89.6	80.5	31.0	16.0	16.5	16.0	16.5	16.5	49.0	25	0.24	-1.8	78.2	6.				
	4-2	SELCER Radek	87.2	90.0	50.0	16.5	16.5	16.5	17.0	17.0	50.0	24	1.19	-8.7	91.3	3.				
			87.9	86.0	42.0	16.0	16.5	16.0	16.0	16.0	48.0	25	0.67	-4.9	85.1	6.				
	4-3	SIKOLA Jakub		DSQ		SCE 4									0.0					
			89.5	84.5	39.0	15.5	16.0	16.0	16.5	16.0	48.0	25	0.36	-2.6	84.4	6.				
	4-4	KUBENA Lukas	87.9	84.0	38.0	16.5	16.5	16.5	16.0	16.5	49.5	22	1.19	-8.7	78.8	4.				
			88.8	85.0	40.0	16.5	17.0	16.5	16.5	16.5	49.5	23	0.54	-3.9	85.6	5.				

Reason for disqualification:

SCE 4 : suit

Competition / Weather Information

	Time	Base Values			Weather	Temp Start / Finish [°C]			Humid. [%]	Tan. Wind [m/s]		
		Wind	Gate	Length		Air				Min.	Max.	Avg.
1st Round	Group 1 16.02. 14:00 - 14:19	0.00	24	89.88m	Partly cloudy	-7.4	-7.2	67 / 68	0.31	1.72	1.19	
	Group 2	0.00	24	89.88m								
	Group 3	0.00	24	89.88m								
	Group 4	0.00	22	88.51m								
Final Round	Group 1 17.02. 12:01 - 12:22	0.00	25	90.57m	Sky Clear	-12.8	-12.6	63 / 63	0.07	1.62	0.57	
	Group 2	0.00	25	90.57m								
	Group 3	0.00	25	90.57m								
	Group 4	0.00	23	89.21m								

Statistics

	Gate No.	Athletes	Falls	Distance [m]			Speed [km/h]			Competitors / NOCs		
				Min.	Max.	Avg.	Min.	Max.	Avg.	In start list	Started	With results
1st Round	Group 1 24	6	0	79.5	109.0	89.3	87.5	89.1	88.2	24/6	24/6	23/6
	Group 2 24	6	0	81.5	101.5	89.7	87.2	88.7	88.1			
	Group 3 24	5	0	87.5	93.5	91.6	88.5	89.1	88.8			
	Group 4 22	6	0	81.5	110.0	92.3	87.5	88.9	88.1			
Final Round	Group 1 25	6	0	80.5	106.5	89.9	88.5	90.0	89.2	24/6	24/6	24/6
	Group 2 25	6	0	86.0	97.0	90.6	87.9	89.6	89.1			
	Group 3 25	6	0	84.5	94.0	90.7	89.3	90.0	89.6			
	Group 4 23	6	0	85.0	114.5	96.5	88.4	89.3	88.8			

NOTES

How point scores are calculated

The team total points are the sum of all four individual point scores.

A competitor is awarded 60 points for jumping the K-point distance. For every meter more or less than the K-point, a competitor has 2.0 points added or subtracted from his total. In addition, competitors are awarded points for style (for flight, landing and out-run) up to a maximum of 20 per judge. Five judges score each jump, with the highest and lowest scores discarded and the scores of the other three summed and added to the competitor's points for distance. The gate and/or wind compensation points are added to, or subtracted from, the total points.

Teams ranked after the 8th position have competed in the 1st round only.

LEGEND

Avg.	Average	Diff.	Difference
DSQ	Disqualified	Humid.	Humidity Start / Finish
Max.	Maximum	Min.	Minimum
No.	Number	SCE	Specification for Competition Equipment
Tan. Wind	Tangential Wind	Temp.	Temperature



**EUROPEAN
YOUTH
OLYMPIC
FESTIVAL**



Results Book



SKI JUMPING

Mixed Team



Results

Jury / Competition Management				Judges			Hill Data / Calculation			
FIS Technical Delegate (TD)	SAMBUGARO Sandro (ITA)	A	PREVC Bozidar (SLO)	Hill Size HS (95%)				109m (103.5m)		
FIS Assistant TD	LAUE Matt (USA)	B	YURTCAN Mustafa Tolga (TUR)	K-Point				95m		
Chief of Competition	VANGOLU Yenal (TUR)	C	CACINA Valentin (ROU)	Metre Value				2.0 points per m		
FIS Equipment Controller	NADARKIEWICZ Renata (FIS)	D	SUZIC Zlatko (SLO)	Gate Factor				6.54 points per m		
FIS Equipment Controller	SOLEM Morten (FIS)	E	CHINDRIS Stefan (ROU)	Wind Factors - Head / Tail				7.30 / 8.84 points per m/s		

Bib	Name	NOC Code	Speed	Distance	G/W Comp.		Points	Rank
			[km/h]	[m]	Gate	[m/s]		
1-1	TRAMBITAS Andreea Diana	ROU	87.8	72.5	27	1.30	5.5	
			8.	8.		-9.5	8.	
2-1	KRIZNAR Nika	SLO	88.9	100.0	25	0.93	72.0	
			3.	1.	8.8	-6.8	1.	
3-1	IAKOVLEVA Lidia	RUS	87.8	81.5	27	1.24	23.9	
			8.	5.		-9.1	5.	
4-1	BRESSAND Marine	FRA	88.3	63.5	27	1.66	0.0	
			7.	9.		-12.1	9.	

Bib	Name	NOC Code	Speed	Distance	G/W Comp.		Points	Rank
			[km/h]	[m]	Gate	[m/s]		
1-2	FARKAS Hunor	ROU	88.7	85.0	24	0.80	47.5	
			5.	3.	13.3	-5.8	3.	
2-2	JOVAN Tomi	SLO			DNS			
3-2	BASKAKOV Ilya	RUS			DNS			
4-2	CONTAMINE Mathis	FRA			DNS			

Bib	Name	NOC Code	Speed	Distance	G/W Comp.		Points	Rank
			[km/h]	[m]	Gate	[m/s]		
1-3	MILITARU Carina Alexandra	ROU	88.6	75.5	27	1.14	12.7	
			6.	7.		-8.3	7.	
2-3	KOMAR Katra	SLO	89.2	85.0	27	1.19	31.3	
			1.	3.		-8.7	4.	
3-3	BARANTCEVA Aleksandra	RUS	88.9	78.5	27	0.88	20.6	
			3.	6.		-6.4	6.	
4-3	DIEU Romane	FRA			DNS			

Bib	Name	NOC Code	Speed	Distance	G/W Comp.		Points	Rank
			[km/h]	[m]	Gate	[m/s]		
1-4	SPULBER Mihnea Alexandru	ROU	89.0	92.0	25	1.22	53.9	
			2.	2.	8.8	-8.9	2.	
2-4	ZAJC Timi	SLO			DNS			
3-4	MARCHUKOV Aleksandr	RUS			DNS			
4-4	LEAROYD Jonathan	FRA			DNS			

Competition / Weather Information

	Time	Base Values			Weather	Temp Start / Finish [°C]	Humid.	Tan. Wind [m/s]		
		Wind	Gate	Length				Air	Min.	Max.
Trial Round	13:23 - 13:33	0.00	27	91.91m	Sky Clear	-9.7 / -9.7	63 / 63	0.80	1.66	1.29

Statistics

	Gate		Athletes	Falls	Distance [m]			Speed [km/h]			Competitors / NOCs		
	No.	Diff.			Min.	Max.	Avg.	Min.	Max.	Avg.	In start list	Started	With results
Trial Round	24	-2.03m	1	0	85.0	85.0	85.0	88.7	88.7	88.7	16/4	9/4	9/4
	25	-1.34m	2	0	92.0	100.0	96.0	88.9	89.0	88.9			
	27		6	0	63.5	85.0	76.0	87.8	89.2	88.4			

NOTES

A bolded line in the "Gate" column indicates a change in gate assignment at that point.

Total Point score Calculation:

60 points are awarded for jumping the K-point distance. 2.0 points/metre are added to (or subtracted from) the competitor's total points for the jump's difference in length from the K-point. The gate and/or wind compensation points are added to, or subtracted from, the total points.

LEGEND

Avg.	Average	Diff.	Difference
Dist.	Distance	DNS	Did Not Start
G/W Comp.	Gate / Wind Compensation	Humid.	Humidity Start / Finish
Max.	Maximum	Min.	Minimum
No.	Number	Tan. Wind	Tangential Wind
Temp.	Temperature		



FRI 17 FEB 2017
Start Time 14:00 / End Time 14:55

Results

Jury / Competition Management		Judges					Hill Data / Calculation			
FIS Technical Delegate (TD)	SAMBUGARO Sandro (ITA)	A	PREVC Bozidar (SLO)				Hill Size HS (95%)	109m (103.5m)		
FIS Assistant TD	LAUE Matt (USA)	B	YURTCAN Mustafa Tolga (TUR)				K-Point	95m		
Chief of Competition	VANGOLU Yenal (TUR)	C	CACINA Valentin (ROU)				Metre Value	2.0 points per m		
FIS Equipment Controller	NADARKIEWICZ Renata (FIS)	D	SUZIC Zlatko (SLO)				Gate Factor	6.54 points per m		
FIS Equipment Controller	SOLEM Morten (FIS)	E	CHINDRIS Stefan (ROU)				Wind Factors - Head / Tail	7.30 / 8.84 points per m/s		

Rank	Bib	Name	Speed [km/h]	Distance		Judges Marks					Points	Gate / Wind Compensation		Round Points	Group Rank	Total
				[m]	Points	A	B	C	D	E		Gate	Points			
1.	2	SLO - SLOVENIA												445.9	1.	836.6
														390.7	1.	
	2-1	KRIZNAR Nika	89.2 89.0	106.0 92.0	82.0 54.0	16.5 17.5	17.0 16.5	17.0 16.5	17.0 17.0	50.5 50.0	26 25	1.90 1.00	-13.9 -7.3	118.6 96.7	1. 1.	
	2-2	JOVAN Tomi	88.4 88.3	98.5 92.5	67.0 55.0	18.0 17.5	17.0 17.0	17.0 17.5	17.5 17.5	51.5 52.0	24 24	1.49 0.83	-10.9 -6.1	107.6 100.9	2. 3.	
	2-3	KOMAR Katra	89.6 88.9	83.5 87.0	37.0 44.0	17.0 17.0	16.5 16.5	16.5 16.0	16.0 16.5	49.5 49.0	27 27	0.23 1.69	-1.7 -12.3	84.8 80.7	2. 2.	
	2-4	ZAJC Timi	88.6 87.8	117.5 98.5	105.0 67.0	14.0 17.5	16.5 16.5	16.0 18.0	12.0 17.5	43.0 52.5	22 21	1.79 0.97	-13.1 -7.1	134.9 112.4	1. 2.	

2.	4	FRA - FRANCE												364.4	2.	713.2
														348.8	2.	
	4-1	BRESSAND Marine	87.4 87.3	59.5 59.0	-11.0 -12.0	15.0 15.0	14.0 15.0	15.0 15.0	14.5 14.5	44.5 44.5	26 25	0.93 0.75	-6.8 -5.5	26.7 27.0	4. 4.	
	4-2	CONTAMINE Mathis	89.2 89.4	98.0 103.0	66.0 76.0	17.5 18.5	17.5 18.0	17.5 18.0	17.5 18.0	52.5 54.0	24 24	0.80 0.85	-5.8 -6.2	112.7 123.8	1. 1.	
	4-3	DIEU Romane	89.2 89.3	87.5 85.0	45.0 40.0	17.0 16.5	16.5 15.5	17.0 16.5	16.5 16.5	50.0 49.5	27 27	0.52 0.59	-3.8 -4.3	91.2 85.2	1. 1.	
	4-4	LEAROYD Jonathan	89.1 88.3	111.5 98.0	93.0 66.0	17.5 18.0	17.5 17.5	17.0 18.0	18.5 18.5	52.0 54.0	22 21	1.53 0.99	-11.2 -7.2	133.8 112.8	2. 1.	

3.	3	RUS - RUSSIAN FEDERATION												326.6	3.	653.9
														327.3	3.	
	3-1	IAKOVLEVA Lidia	87.5 87.4	77.0 78.0	24.0 26.0	15.0 16.5	16.0 15.5	15.0 15.5	16.0 16.0	46.5 47.5	26 25	0.73 0.87	-5.3 -6.4	65.2 67.1	2. 2.	
	3-2	BASKAKOV Ilya	88.7 89.1	92.0 93.0	54.0 56.0	17.0 17.0	17.0 17.0	17.0 17.0	17.0	51.0 51.0	24 24	1.03 0.73	-7.5 -5.3	97.5 101.7	3. 2.	
	3-3	BARANTCEVA Aleksandra	89.0 88.6	73.5 78.0	17.0 26.0	15.5 16.5	15.5 15.0	15.0 16.0	15.5 16.0	46.5 48.5	27 27	0.92 0.70	-6.7 -5.1	56.8 69.4	3. 3.	
	3-4	MARCHUKOV Aleksandr	88.2 87.6	98.5 90.0	67.0 50.0	17.5 16.5	17.0 16.0	17.5 15.5	17.0 16.5	51.5 49.0	22 21	1.56 1.35	-11.4 -9.9	107.1 89.1	3. 3.	

4.	1	ROU - ROMANIA												286.5	4.	564.8
														278.3	4.	
	1-1	TRAMBITAS Andreea Diana	87.8 87.8	76.0 68.0	22.0 6.0	15.0 16.0	15.0 15.0	16.0 15.5	15.5 15.5	46.0 46.0	26 25	1.50 0.67	-10.9 -4.9	57.1 47.1	3. 3.	
	1-2	FARKAS Hunor	88.6 88.4	89.5 88.5	49.0 47.0	16.5 16.0	17.0 15.5	16.5 16.5	16.5 16.5	49.5 49.0	24 24	1.25 0.87	-9.1 -6.4	89.4 89.6	4. 4.	
	1-3	MILITARU Carina Alexandra	88.0 88.7	68.5 79.5	7.0 29.0	14.0 16.0	15.5 16.0	14.5 16.0	15.0 16.0	44.5 48.0	27 27	0.47 1.57	-3.4 -11.5	48.1 65.5	4. 4.	
	1-4	SPULBER Mihnea Alexandru	87.5 87.0	88.5 82.0	47.0 34.0	16.5 16.5	17.0 16.5	16.5 16.5	17.0 16.0	50.5 49.0	22 21	0.77 0.95	-5.6 -6.9	91.9 76.1	4. 4.	



Results

Competition / Weather Information											
	Time	Base Values			Weather	Temp Start / Finish [°C]		Humid. [%]	Tan. Wind [m/s]		
		Wind	Gate	Length		Air	Min.		Max.	Avg.	
1st Round	Group 1	14:00 - 14:14	0.00	26	91.22m	Sky Clear	-9.4 / -9.3	63 / 63	0.23	1.90	1.16
	Group 2		0.00	24	89.88m						
	Group 3		0.00	27	91.91m						
	Group 4		0.00	22	88.51m						
Final Round	Group 1	14:41 - 14:55	0.00	25	90.57m	Sky Clear	-9.3 / -9.2	63 / 63	0.59	1.69	1.02
	Group 2		0.00	24	89.88m						
	Group 3		0.00	27	91.91m						
	Group 4		0.00	21	87.83m						

Statistics														
	Gate	Athletes	Falls	Distance [m]			Speed [km/h]			Competitors / NOCs				
				No.	Diff.	Min.	Max.	Avg.	Min.	Max.	Avg.	In start list	Started	With results
1st Round	Group 4	22	4	0	88.5	117.5	104.0	87.5	89.1	88.3	16/4	16/4	16/4	
	Group 4	24	+1.37m	4	0	89.5	98.5	94.5	88.4	89.2	88.7			
	Group 4	26	+2.71m	4	0	59.5	106.0	79.6	87.4	89.2	87.9			
	Group 4	27	+3.40m	4	0	68.5	87.5	78.2	88.0	89.6	88.9			
Final Round	Group 4	21	4	0	82.0	98.5	92.1	87.0	88.3	87.6	16/4	16/4	16/4	
	Group 4	24	+2.05m	4	0	88.5	103.0	94.2	88.3	89.4	88.8			
	Group 4	25	+2.74m	4	0	59.0	92.0	74.2	87.3	89.0	87.8			
	Group 4	27	+4.08m	4	0	78.0	87.0	82.3	88.6	89.3	88.8			

NOTES

How point scores are calculated

The team total points are the sum of all four individual point scores.

A competitor is awarded 60 points for jumping the K-point distance. For every meter more or less than the K-point, a competitor has 2.0 points added or subtracted from his total. In addition, competitors are awarded points for style (for flight, landing and out-run) up to a maximum of 20 per judge. Five judges score each jump, with the highest and lowest scores discarded and the scores of the other three summed and added to the competitor's points for distance. The gate and/or wind compensation points are added to, or subtracted from, the total points.

Teams ranked after the 8th position have competed in the 1st round only.

LEGEND

Avg. Average
Humid. Humidity Start / Finish
Min. Minimum
Tan. Wind Tangential Wind

Diff. Difference
Max. Maximum
No. Number
Temp. Temperature



**EUROPEAN
YOUTH
OLYMPIC
FESTIVAL**



Results Book



SNOWBOARD

10	Snowboard	414
10.1	Table of Contents	415
10.2	Competition Schedule	416
10.3	Medallists by Event	417
10.4	Girls' Parallel Giant Slalom	418
10.4.1	Results	419
10.4.2	Brackets	420
10.4.3	Qualification	421
10.4.3.1	Start List - Run 1	421
10.4.3.2	Start List - Run 2	422
10.4.3.3	Results	423
10.5	Girls' Snowboard Cross	424
10.5.1	Results	425
10.5.2	Brackets	426
10.5.3	Qualification	427
10.5.3.1	Start List	427
10.5.3.2	Results	428
10.6	Boys' Parallel Giant Slalom	429
10.6.1	Results	430
10.6.2	Brackets	431
10.6.3	Qualification	432
10.6.3.1	Start List - Run 1	432
10.6.3.2	Start List - Run 2	433
10.6.3.3	Results	434
10.7	Boys' Snowboard Cross	435
10.7.1	Results	436
10.7.2	Brackets	437
10.7.3	Qualification	438
10.7.3.1	Start List	438
10.7.3.2	Results	439
10.8	Mixed Team Snowboard Cross	440
10.8.1	Results	441
10.8.2	Bracket	442



Competition Schedule

As of 15 FEB 2017

Date	Start Time	Estimated Finish Time	Event
MON 13 FEB	10:00	10:20	Girls' Parallel Giant Slalom Qualification Run 1
	10:20	10:55	Boys' Parallel Giant Slalom Qualification Run 1
	10:55	11:10	Girls' Parallel Giant Slalom Qualification Run 2
	11:10	11:40	Boys' Parallel Giant Slalom Qualification Run 2
	12:30	13:30	Girls' Parallel Giant Slalom Finals
	12:37	13:30	Boys' Parallel Giant Slalom Finals
WED 15 FEB	12:30	12:45	Girls' Snowboard Cross Qualification Run 1
	12:45	13:10	Boys' Snowboard Cross Qualification Run 1
	13:10	13:25	Girls' Snowboard Cross Qualification Run 2
	13:25	13:50	Boys' Snowboard Cross Qualification Run 2
	14:00	15:15	Boys' Snowboard Cross Finals
	14:10	15:15	Girls' Snowboard Cross Finals
THU 16 FEB	12:00	13:00	Mixed Team SBX Finals

Note:

Please check INFO for more details and the latest updates.



Medallists by Event

As of 16 FEB 2017 at 12:51

After 5 of 5 Events

Event	Date	Medal	Name	NOC Code
Girls' Parallel Giant Slalom	MON 13 FEB	GOLD	BOLTAEVA Elena	RUS
		SILVER	KUROCHKINA Anastasia	RUS
		BRONZE	KARAKULAK Aydan	TUR
Boys' Parallel Giant Slalom	MON 13 FEB	GOLD	LOGINOV Dmitry	RUS
		SILVER	NAUMOV Stepan	RUS
		BRONZE	OZEBEK Ziga	SLO
Girls' Snowboard Cross	MON 13 FEB	GOLD	SILLIERES Agathe	FRA
		SILVER	MARTINEZ Kim	FRA
		BRONZE	SOUTTER Ellie	GBR
Team SBX Mixed	THU 16 FEB	GOLD	CORNILLAT Lucas SILLIERES Agathe	FRA
		SILVER	HERPIN Guillaume MARTINEZ Kim	FRA
		BRONZE	DONSKIKH Daniil VASILEVA Zinaida	RUS
Boys' Snowboard Cross	WED 15 FEB	GOLD	CORNILLAT Lucas	FRA
		SILVER	MOSTOVENKO Glib	UKR
		BRONZE	DONSKIKH Daniil	RUS

Note:

Team Ski-Snowboard Cross order: Ladies' Snowboard, Ladies' Freestyle Skiing, Men's Snowboard, Men's Freestyle Skiing



**EUROPEAN
YOUTH
OLYMPIC
FESTIVAL**



Results Book



SNOWBOARD

Girls' Parallel Giant Slalom



Results

Jury			Technical Data	
FIS Technical Delegate:	BEHOUNEK Christoph	GER	Course Name	Kardelen Slope
Chief of Competition:	KARSLI Omer	TUR	Start / Finish Altitude	2600m / 2430m
Chief of Parallel Giant Slalom:	OZGER Serdar	TUR	Vertical Drop / Course Length	170m / 530m
Course Setter:	KARSLI Omer	TUR	Homologation Number	9772/11/10
			Gates	21

Number of Competitors: 14, Number of NOC's: 7

Rank	Bib	FIS Code	Name	NOC Code	YB	Qualification Time	Race Points
BIG FINAL							
1	2	9485319	BOLTAEVA Elena	RUS	2001		90.00
2	1	9485269	KUROCHKINA Anastasia	RUS	2000		72.00
SMALL FINAL							
3	4	9525016	KARAKULAK Aydan	TUR	2000		54.00
4	6	9525019	GENESKE Zehra Gozdenur	TUR	2001		45.00
QUARTERFINALS							
5	3	9565005	GOLTES Sara	SLO	2001	1:24.61	40.50
6	5	9695015	KHANAS Vita Mariia	UKR	2001	1:31.82	36.00
7	7	9155038	ZDARSKA Dita	CZE	2001	1:35.70	32.40
8	8	9095041	MANCHEVA Lia	BUL	2000	1:37.23	28.80
RESULTS FROM QUALIFICATION							
9	1	9155014	BELOCKA Natalie	CZE	2000	1:37.87	26.10
10	10	9525020	KURTULUS Zeynep Busra	TUR	2001	1:44.57	23.40
11	6	9525014	TELLI Ayse Yade	TUR	2000	1:53.97	
	14	9195211	TARASCO Gaia	FRA	2000	DNS	
	13	9195202	MARTINEZ Kim	FRA	2000	DNS	
	12	9195208	SILLIERES Agathe	FRA	2000	DNS	

Forerunners

Legend:

DNS Did Not Start **YB** Year of Birth



Brackets

1/8 Finals

Quarterfinals - 12:30

Semifinals - 12:44

Finals - 12:54

Bib **QF 1 (1/8)**

4 KARAKULAK Aydan	TUR	W
5 KHANAS Vita Mariia	UKR	DSQ

Bib **Semifinal 1 (5/8)**

1 KUROCHKINA A.	RUS	W
4 KARAKULAK Aydan	TUR	+5.33

Bib **QF 2 (2/8)**

1 KUROCHKINA A.	RUS	W
8 MANCHEVA Lia	BUL	+10.75

Bib **Small Final (7/8)**

4 KARAKULAK Aydan	TUR	W
6 GENESKE Z.	TUR	+0.45

Bib **QF 3 (3/8)**

2 BOLTAEVA Elena	RUS	W
7 ZDARSKA Dita	CZE	+3.87

Bib **Big Final (8/8)**

2 BOLTAEVA Elena	RUS	W
1 KUROCHKINA A.	RUS	+2.13

Bib **Semifinal 2 (6/8)**

2 BOLTAEVA Elena	RUS	W
6 GENESKE Z.	TUR	+6.18

Bib **QF 4 (4/8)**

6 GENESKE Z.	TUR	W
3 GOLTES Sara	SLO	+6.54

Final Ranking

Gold	BOLTAEVA Elena	RUS
Silver	KUROCHKINA Anastasia	RUS
Bronze	KARAKULAK Aydan	TUR
	4 GENESKE Zehra Gozdenur	TUR
	5 GOLTES Sara	SLO
	6 KHANAS Vita Mariia	UKR
	7 ZDARSKA Dita	CZE
	8 MANCHEVA Lia	BUL

Progression system: The winner after two runs advances to the next phase. The winners of the 1 / 8 final heats qualify to the quarterfinals. The winners of the quarterfinals qualify to the semifinals. The winners of the semifinals qualify to the Big Final. The losers of the semifinals qualify to the Small Final.

Legend:

DSQ	Disqualified	Q	Rank from qualification	QF	Quarterfinal	SF	Semifinal
W	Winner						



Start List

Jury			Technical Data	
FIS Technical Delegate:	BEHOUNEK Christoph	GER	Course Name	Kardelen Slope
Chief of Competition:	KARSLI Omer	TUR	Start / Finish Altitude	2600m / 2430m
Chief of Parallel Giant Slalom:	OZGER Serdar	TUR	Vertical Drop / Course Length	170m / 530m
Course Setter:	KARSLI Omer	TUR	Homologation Number	9772/11/10
			Gates	21

Number of Competitors: 14, Number of NOC's: 7

RED COURSE							BLUE COURSE					
Start Order	Bib	FIS Code	Name	NOC Code	YB	Time	Bib	FIS Code	Name	NOC Code	YB	Time
1	1	9155014	BELOCKA Natalie	CZE	2000		2	9155038	ZDARSKA Dita	CZE	2001	
2	3	9565005	GOLTES Sara	SLO	2001		4	9525019	GENESKE Z.	TUR	2001	
3	5	9485319	BOLTAEVA Elena	RUS	2001		6	9525014	TELLI Ayse Yade	TUR	2000	
4	7	9485269	KUROCHKINA A.	RUS	2000		8	9525016	KARAKULAK Aydan	TUR	2000	
5	9	9695015	KHANAS Vita Mariia	UKR	2001		10	9525020	KURTULUS Z.	TUR	2001	
6	11	9095041	MANCHEVA Lia	BUL	2000		12	9195208	SILLIERES Agathe	FRA	2000	
7	13	9195202	MARTINEZ Kim	FRA	2000		14	9195211	TARASCO Gaia	FRA	2000	

Forerunners

Progression system: All competitors are sorted according to their ranking (except a random draw for the top 16). Top 16 competitors from each course can start in the elimination run.

Legend:

YB Year of Birth



Start List

Jury			Technical Data		
FIS Technical Delegate:	BEHOUNEK Christoph	GER	Course Name	Kardelen Slope	
Chief of Competition:	KARSLI Omer	TUR	Start / Finish Altitude	2600m / 2430m	
Chief of Parallel Giant Slalom:	OZGER Serdar	TUR	Vertical Drop / Course Length	170m / 530m	
Course Setter:	KARSLI Omer	TUR	Homologation Number	9772/11/10	
			Gates	21	

Number of Competitors: 11, Number of NOC's: 6

RED COURSE							BLUE COURSE					
Start Order	Bib	FIS Code	Name	NOC Code	YB	Time	Bib	FIS Code	Name	NOC Code	YB	Time
1							1	9155014	BELOCKA Natalie	CZE	2000	48.60
2	6	9525014	TELLI Ayse Yade	TUR	2000	55.98	11	9095041	MANCHEVA Lia	BUL	2000	48.41
3	10	9525020	KURTULUS Z.	TUR	2001	52.46	9	9695015	KHANAS Vita Mariia	UKR	2001	45.91
4	2	9155038	ZDARSKA Dita	CZE	2001	51.36	3	9565005	GOLTES Sara	SLO	2001	42.08
5	4	9525019	GENESKE Z.	TUR	2001	45.76	5	9485319	BOLTAEVA Elena	RUS	2001	39.49
6	8	9525016	KARAKULAK Aydan	TUR	2000	44.55	7	9485269	KUROCHKINA A.	RUS	2000	38.49

Forerunners

Progression system: The competitors start on the opposite course in reverse order of their rank. The top 16 ranked competitors according to the total time of the two runs qualify to the finals.

Legend:

YB Year of Birth



Results

Jury			Technical Data		
FIS Technical Delegate:	BEHOUNEK Christoph	GER	Course Name	Kardelen Slope	
Chief of Competition:	KARSLI Omer	TUR	Start / Finish Altitude	2600m / 2430m	
Chief of Parallel Giant Slalom:	OZGER Serdar	TUR	Vertical Drop / Course Length	170m / 530m	
Course Setter:	KARSLI Omer	TUR	Homologation Number	9772/11/10	
			Gates	21	

Number of Competitors: 14, Number of NOC's: 7

Rank	Bib	FIS Code	Name	NOC Code	YB	BLUE COURSE		RED COURSE		Total Time
						Time	Rk	Time	Rk	
1	7	9485269	KUROCHKINA Anastasia	RUS	2000	40.06	2	38.49	1	1:18.55 Q
2	5	9485319	BOLTAEVA Elena	RUS	2001	39.55	1	39.49	2	1:19.04 Q
3	3	9565005	GOLTES Sara	SLO	2001	42.53	3	42.08	3	1:24.61 Q
4	8	9525016	KARAKULAK Aydan	TUR	2000	44.55	4	46.95	7	1:31.50 Q
5	9	9695015	KHANAS Vita Mariia	UKR	2001	45.91	6	45.91	5	1:31.82 Q
6	4	9525019	GENESKE Zehra Gozdenur	TUR	2001	45.76	5	46.87	6	1:32.63 Q
7	2	9155038	ZDARSKA Dita	CZE	2001	51.36	9	44.34	4	1:35.70 Q
8	11	9095041	MANCHEVA Lia	BUL	2000	48.82	7	48.41	8	1:37.23 Q
9	1	9155014	BELOCKA Natalie	CZE	2000	49.27	8	48.60	9	1:37.87
10	10	9525020	KURTULUS Zeynep Busra	TUR	2001	52.46	10	52.11	10	1:44.57
11	6	9525014	TELLI Ayse Yade	TUR	2000	55.98	11	57.99	11	1:53.97
	14	9195211	TARASCO Gaia	FRA	2000	DNS				DNS
	13	9195202	MARTINEZ Kim	FRA	2000			DNS		DNS
	12	9195208	SILLIERES Agathe	FRA	2000	DNS				DNS

Forerunners

Progression system: The competitors start on the opposite course in reverse order of their rank. The top 16 ranked competitors according to the total time of the two runs qualify to the finals.

Legend:

DNS Did Not Start **Q** Qualified **Rk** Rank **YB** Year of Birth



**EUROPEAN
YOUTH
OLYMPIC
FESTIVAL**



Results Book



SNOWBOARD

Girls' Snowboard Cross



Results

Jury			Technical Data	
FIS Technical Delegate:	KVAS Iztok	SLO	Course Name	Kardelen Slope
Chief of Competition:	OZGER Serdar	TUR	Start / Finish Altitude	2600m / 2430m
Chief of Course:	KARSLI Omer	TUR	Vertical Drop / Course Length	170m / 660m
Course Builder:	MARTINEC Martin	SLO	Number of Features	17
Course Setter:	LACIN Alper	TUR		

Number of Competitors: 9, Number of NOC's: 6

Rank	Bib	FIS Code	Name	NOC Code	YB	Qualification Rank	Race Points
BIG FINAL							
1	1	9195208	SILLIERES Agathe	FRA	2000		70.00
2	2	9195202	MARTINEZ Kim	FRA	2000		56.00
3	4	1229996	SOUTTER Ellie	GBR	2000		42.00
4	3	9485320	VASILEVA Zinaida	RUS	2001		35.00
SMALL FINAL							
5	5	9225000	HILL Maisie	GBR	2001		31.50
6	6	9695010	TARNAVSKA Tetiana	UKR	2000		28.00
7	7	9095041	MANCHEVA Lia	BUL	2000		25.20
DID NOT QUALIFY							
	3	9195211	TARASCO Gaia	FRA	2000	DNS	
	8	1947000	GRAZDHA Grentina	KOS	2000	DNS	

Forerunners

Legend:

DNS Did Not Start YB Year of Birth



Brackets

Number of Competitors: 7, Number of Countries: 5

Quarterfinals	Semifinals	Finals
---------------	------------	--------

Bib SF 1 (1/4) Rk

1 R3 SILLIERES Agathe	FRA	1
4 G4 SOUTTER Ellie	GBR	2
5 B12 HILL Maisie	GBR	3

Bib Small Final (3/4) Rk

5 R3 HILL Maisie	GBR	1
6 G4 TARNAVSKA Tetiana	UKR	2
7 B12 MANCHEVA Lia	BUL	3

Bib Big Final (4/4) Rk

1 R3 SILLIERES Agathe	FRA	1
2 G2 MARTINEZ Kim	FRA	2
4 Y1 SOUTTER Ellie	GBR	3
3 B14 VASILEVA Zinaida	RUS	4

Bib SF 2 (2/4) Rk

2 R3 MARTINEZ Kim	FRA	1
3 G4 VASILEVA Zinaida	RUS	2
6 B12 TARNAVSKA Tetiana	UKR	3
7 Y1 MANCHEVA Lia	BUL	4

Final Ranking

Gold	SILLIERES Agathe	FRA
Silver	MARTINEZ Kim	FRA
Bronze	SOUTTER Ellie	GBR
	4 VASILEVA Zinaida	RUS
	5 HILL Maisie	GBR
	6 TARNAVSKA Tetiana	UKR
	7 MANCHEVA Lia	BUL

Note:

Bibs are assigned based upon seeding results. The competitor with the lowest bib of each heat starts with the red bib, the second lowest with the green, the third with blue and the fourth with yellow.

Legend:

(n)	Absolute Heat Number	BI	Blue	G	Green	QF	Quarterfinal
R	Red	Rk	Rank	SF	Semifinal	Y	Yellow



Start List

Jury			Technical Data		
FIS Technical Delegate:	KVAS Iztok	SLO	Course Name	Kardelen Slope	
Chief of Competition:	OZGER Serdar	TUR	Start / Finish Altitude	2600m / 2430m	
Chief of Course:	KARSLI Omer	TUR	Vertical Drop / Course Length	170m / 660m	
Course Builder:	MARTINEC Martin	SLO	Number of Features	17	
Course Setter:	LACIN Alper	TUR			

Number of Competitors: 9, Number of NOC's: 6

Start Order	Bib	Fis Code	Name	NOC Code	YB	Run 1		Run 2		Best Time	Diff
						Time	Rank	Time	Rank		
1	1	9225000	HILL Maisie	GBR	2001						
2	2	1229996	SOUTTER Ellie	GBR	2000						
3	3	9195211	TARASCO Gaia	FRA	2000						
4	4	9695010	TARNAVSKA Tetiana	UKR	2000						
5	5	9485320	VASILEVA Zinaida	RUS	2001						
6	6	9195202	MARTINEZ Kim	FRA	2000						
7	7	9195208	SILLIERES Agathe	FRA	2000						
8	8	1947000	GRAZDHA Grentina	KOS	2000						
9	9	9095041	MANCHEVA Lia	BUL	2000						

Forerunners

Legend:

YB Year of Birth



Results

Jury			Technical Data	
FIS Technical Delegate:	KVAS Iztok	SLO	Course Name	Kardelen Slope
Chief of Competition:	OZGER Serdar	TUR	Start / Finish Altitude	2600m / 2430m
Chief of Course:	KARSLI Omer	TUR	Vertical Drop / Course Length	170m / 660m
Course Builder:	MARTINEC Martin	SLO	Number of Features	17
Course Setter:	LACIN Alper	TUR		

Number of Competitors: 9, Number of NOC's: 6

Rank	Bib	Fis Code	Name	NOC Code	YB	Run 1		Run 2		Best Time	Diff
						Time	Rank	Time	Rank		
1	7	9195208	SILLIERES Agathe	FRA	2000	56.11	1	56.05	1	56.05	Q
2	6	9195202	MARTINEZ Kim	FRA	2000	57.19	2	57.60	2	57.19	1.14 Q
3	5	9485320	VASILEVA Zinaida	RUS	2001	1:07.55	7	59.76	3	59.76	3.71 Q
4	2	1229996	SOUTTER Ellie	GBR	2000	1:02.08	4	1:00.23	4	1:00.23	4.18 Q
5	1	9225000	HILL Maisie	GBR	2001	1:00.76	3	1:01.99	5	1:00.76	4.71 Q
6	4	9695010	TARNAVSKA Tetiana	UKR	2000	1:03.40	6	1:02.20	6	1:02.20	6.15 Q
7	9	9095041	MANCHEVA Lia	BUL	2000	1:02.86	5	1:02.62	7	1:02.62	6.57 Q
	3	9195211	TARASCO Gaia	FRA	2000	DNS		DNS			
	8	1947000	GRAZDHA Gretnina	KOS	2000	DNS		DNS			

Forerunners

Legend:

Diff Difference **DNS** Did Not Start **YB** Year of Birth



**EUROPEAN
YOUTH
OLYMPIC
FESTIVAL**



Results Book



SNOWBOARD

Boys' Parallel Giant Slalom



Results

Jury			Technical Data	
FIS Technical Delegate:	BEHOUNEK Christoph	GER	Course Name	Kardelen Slope
Chief of Competition:	KARSLI Omer	TUR	Start / Finish Altitude	2600m / 2430m
Chief of Parallel Giant Slalom:	OZGER Serdar	TUR	Vertical Drop / Course Length	170m / 530m
Course Setter:	KARSLI Omer	TUR	Homologation Number	9772/11/10
			Gates	21

Number of Competitors: 16, Number of NOC's: 9

Rank	Bib	FIS Code	Name	NOC Code	YB	Qualification Time	Race Points
BIG FINAL							
1	1	9480632	LOGINOV Dmitry	RUS	2000		90.00
2	2	9480721	NAUMOV Stepan	RUS	2001		72.00
SMALL FINAL							
3	4	9560209	OZEBEK Ziga	SLO	2000		54.00
4	3	1524991	BOYDAK Emre	TUR	2000		45.00
QUARTERFINALS							
5	5	9690131	KASHELIUK Vasyi	UKR	2000	1:22.67	40.50
6	6	1524994	DUMLU Yavuz	TUR	2000	1:25.86	36.00
7	7	9150199	FOLDYNA Martin	CZE	2000	1:35.11	32.40
8	8	9520003	YILDIRIM Can Yilmaz	TUR	2001	1:36.32	28.80
RESULTS FROM QUALIFICATION							
9	16	9090127	STOYANOV Borislav	BUL	2001	1:37.51	26.10
10	9	9090124	PETROV Kamen	BUL	2000	1:43.92	23.40
11	15	1234980	SALLIS Christos	GRE	2000	1:50.42	21.60
12	14	9490223	RIBERA Bernat	ESP	2000	1:51.06	19.80
13	13	9090130	ANTONOV Viktor	BUL	2001	1:05.90	
	12	9190459	HERPIN Guillaume	FRA	2001	DNS	
	11	9190462	NIEL Bastien	FRA	2000	DNS	
	10	9190465	CORNILLAT Lucas	FRA	2000	DNS	

Forerunners

Legend:

DNS Did Not Start **DSQ** Disqualified **YB** Year of Birth



Brackets

1/8 Finals	Quarterfinals - 12:37	Semifinals - 12:49	Finals - 12:59
------------	-----------------------	--------------------	----------------

Bib **QF 1 (1/8)**

4 OZEBEK Ziga	SLO	W
5 KASHELIUK Vasyi	UKR	+0.47

Bib **Semifinal 1 (5/8)**

1 LOGINOV Dmitry	RUS	W
4 OZEBEK Ziga	SLO	+4.07

Bib **QF 2 (2/8)**

1 LOGINOV Dmitry	RUS	W
8 YILDIRIM C.	TUR	+4.18

Bib **Small Final (7/8)**

4 OZEBEK Ziga	SLO	W
3 BOYDAK Emre	TUR	+10.29

Bib **QF 3 (3/8)**

2 NAUMOV Stepan	RUS	W
7 FOLDYNA Martin	CZE	+4.74

Bib **Big Final (8/8)**

1 LOGINOV Dmitry	RUS	W
2 NAUMOV Stepan	RUS	+0.76

Bib **Semifinal 2 (6/8)**

2 NAUMOV Stepan	RUS	W
3 BOYDAK Emre	TUR	+5.98

Bib **QF 4 (4/8)**

3 BOYDAK Emre	TUR	W
6 DUMLU Yavuz	TUR	+0.94

Final Ranking

Gold	LOGINOV Dmitry	RUS
Silver	NAUMOV Stepan	RUS
Bronze	OZEBEK Ziga	SLO
	4 BOYDAK Emre	TUR
	5 KASHELIUK Vasyi	UKR
	6 DUMLU Yavuz	TUR
	7 FOLDYNA Martin	CZE
	8 YILDIRIM Can Yilmaz	TUR

Progression system: The winner after two runs advances to the next phase. The winners of the 1 / 8 final heats qualify to the quarterfinals. The winners of the quarterfinals qualify to the semifinals. The winners of the semifinals qualify to the Big Final. The losers of the semifinals qualify to the Small Final.

Legend:

Q	Rank from qualification	QF	Quarterfinal	SF	Semifinal	W	Winner
----------	-------------------------	-----------	--------------	-----------	-----------	----------	--------



Start List

Jury			Technical Data	
FIS Technical Delegate:	BEHOUNEK Christoph	GER	Course Name	Kardelen Slope
Chief of Competition:	KARSLI Omer	TUR	Start / Finish Altitude	2600m / 2430m
Chief of Parallel Giant Slalom:	OZGER Serdar	TUR	Vertical Drop / Course Length	170m / 530m
Course Setter:	KARSLI Omer	TUR	Homologation Number	9772/11/10
			Gates	21

Number of Competitors: 16, Number of NOC's: 9

RED COURSE							BLUE COURSE					
Start Order	Bib	FIS Code	Name	NOC Code	YB	Time	Bib	FIS Code	Name	NOC Code	YB	Time
1	1	1524991	BOYDAK Emre	TUR	2000		2	9150199	FOLDYNA Martin	CZE	2000	
2	3	9520003	YILDIRIM Can Yilmaz	TUR	2001		4	9480632	LOGINOV Dmitry	RUS	2000	
3	5	9480721	NAUMOV Stepan	RUS	2001		6	1524994	DUMLU Yavuz	TUR	2000	
4	7	9560209	OZEBEK Ziga	SLO	2000		8	9690131	KASHELIUK Vasyi	UKR	2000	
5	9	9090124	PETROV Kamen	BUL	2000		10	9190465	CORNILLAT Lucas	FRA	2000	
6	11	9190462	NIEL Bastien	FRA	2000		12	9190459	HERPIN Guillaume	FRA	2001	
7	13	9090130	ANTONOV Viktor	BUL	2001		14	9490223	RIBERA Bernat	ESP	2000	
8	15	1234980	SALLIS Christos	GRE	2000		16	9090127	STOYANOV Borislav	BUL	2001	

Forerunners

Progression system: All competitors are sorted according to their ranking (except a random draw for the top 16). Top 16 competitors from each course can start in the elimination run.

Legend:

YB Year of Birth



Start List

Jury			Technical Data		
FIS Technical Delegate:	BEHOUNEK Christoph	GER	Course Name	Kardelen Slope	
Chief of Competition:	KARSLI Omer	TUR	Start / Finish Altitude	2600m / 2430m	
Chief of Parallel Giant Slalom:	OZGER Serdar	TUR	Vertical Drop / Course Length	170m / 530m	
Course Setter:	KARSLI Omer	TUR	Homologation Number	9772/11/10	
			Gates	21	

Number of Competitors: 13, Number of NOC's: 8

RED COURSE							BLUE COURSE					
Start Order	Bib	FIS Code	Name	NOC Code	YB	Time	Bib	FIS Code	Name	NOC Code	YB	Time
1							13	9090130	ANTONOV Viktor	BUL	2001	1:05.90
2	14	9490223	RIBERA Bernat	ESP	2000	52.79	15	1234980	SALLIS Christos	GRE	2000	55.13
3	16	9090127	STOYANOV Borislav	BUL	2001	51.19	3	9520003	YILDIRIM Can Yilmaz	TUR	2001	53.95
4	2	9150199	FOLDYNA Martin	CZE	2000	48.97	9	9090124	PETROV Kamen	BUL	2000	52.06
5	6	1524994	DUMLU Yavuz	TUR	2000	45.12	1	1524991	BOYDAK Emre	TUR	2000	41.29
6	8	9690131	KASHELIUK Vasyi	UKR	2000	41.85	7	9560209	OZEBEK Ziga	SLO	2000	41.10
7	4	9480632	LOGINOV Dmitry	RUS	2000	35.27	5	9480721	NAUMOV Stepan	RUS	2001	37.59

Forerunners

Progression system: The competitors start on the opposite course in reverse order of their rank. The top 16 ranked competitors according to the total time of the two runs qualify to the finals.

Legend:
YB Year of Birth



Results

Jury			Technical Data	
FIS Technical Delegate:	BEHOUNEK Christoph	GER	Course Name	Kardelen Slope
Chief of Competition:	KARSLI Omer	TUR	Start / Finish Altitude	2600m / 2430m
Chief of Parallel Giant Slalom:	OZGER Serdar	TUR	Vertical Drop / Course Length	170m / 530m
Course Setter:	KARSLI Omer	TUR	Homologation Number	9772/11/10
			Gates	21

Number of Competitors: 16, Number of NOC's: 9

Rank	Bib	FIS Code	Name	NOC Code	YB	BLUE COURSE		RED COURSE		Total Time
						Time	Rk	Time	Rk	
1	4	9480632	LOGINOV Dmitry	RUS	2000	35.27	1	35.30	1	1:10.57 Q
2	5	9480721	NAUMOV Stepan	RUS	2001	37.99	2	37.59	2	1:15.58 Q
3	1	1524991	BOYDAK Emre	TUR	2000	40.53	3	41.29	6	1:21.82 Q
4	7	9560209	OZEBEK Ziga	SLO	2000	41.02	4	41.10	5	1:22.12 Q
5	8	9690131	KASHELIUK Vasyi	UKR	2000	41.85	5	40.82	4	1:22.67 Q
6	6	1524994	DUMLU Yavuz	TUR	2000	45.12	7	40.74	3	1:25.86 Q
7	2	9150199	FOLDYNA Martin	CZE	2000	48.97	8	46.14	7	1:35.11 Q
8	3	9520003	YILDIRIM Can Yilmaz	TUR	2001	42.37	6	53.95	10	1:36.32 Q
9	16	9090127	STOYANOV Borislav	BUL	2001	51.19	9	46.32	8	1:37.51
10	9	9090124	PETROV Kamen	BUL	2000	51.86	10	52.06	9	1:43.92
11	15	1234980	SALLIS Christos	GRE	2000	55.29	12	55.13	11	1:50.42
12	14	9490223	RIBERA Bernat	ESP	2000	52.79	11	58.27	12	1:51.06
13	13	9090130	ANTONOV Viktor	BUL	2001	DSQ		1:05.90	13	
	12	9190459	HERPIN Guillaume	FRA	2001	DNS				DNS
	11	9190462	NIEL Bastien	FRA	2000			DNS		DNS
	10	9190465	CORNILLAT Lucas	FRA	2000	DNS				DNS

Forerunners

Progression system: The competitors start on the opposite course in reverse order of their rank. The top 16 ranked competitors according to the total time of the two runs qualify to the finals.

Legend:		DSQ	Q	Rk	Rank
DNS	Did Not Start	Disqualified	Qualified		
YB	Year of Birth				



**EUROPEAN
YOUTH
OLYMPIC
FESTIVAL**



Results Book



SNOWBOARD

Boys' Snowboard Cross



Results

Jury			Technical Data	
FIS Technical Delegate:	KVAS Iztok	SLO	Course Name	Kardelen Slope
Chief of Competition:	OZGER Serdar	TUR	Start / Finish Altitude	2600m / 2430m
Chief of Course:	KARSLI Omer	TUR	Vertical Drop / Course Length	170m / 660m
Course Builder:	MARTINEC Martin	SLO	Number of Features	17
Course Setter:	LACIN Alper	TUR		

Number of Competitors: 18, Number of Countries: 10

Rank	Bib	FIS Code	Name	NOC Code	YB	Qualification Rank	Race Points
BIG FINAL							
1	1	9190465	CORNILLAT Lucas	FRA	2000		50.00
2	5	9690138	MOSTOVENKO Glib	UKR	2001		40.00
3	6	9480641	DONSKIKH Daniil	RUS	2001		30.00
4	2	9190462	NIEL Bastien	FRA	2000		25.00
SMALL FINAL							
5	4	9190459	HERPIN Guillaume	FRA	2001		22.50
6	9	9460038	ISZLAY Matyas	ROU	2000		20.00
7	7	9480633	BARANOV Danila	RUS	2000		18.00
8	3	9150187	CHOURA Krystof	CZE	2000		16.00
QUARTERFINALS							
Finished 3rd in their heat							
9	13	1524999	MUTLU Hasim Cenk	TUR	2001	13	14.50
10	14	9680009	MUSHKUDIANI Bakar	GEO	2000	14	13.00
11	15	9250018	HARALDSSON Bjarki Jarl	ISL	2001	15	12.00
12	16	9090130	ANTONOV Viktor	BUL	2001	16	11.00
Finished 4th in their heat							
13	8	9150189	VSETECKA Jakub	CZE	2000	8	10.00
14	10	9150229	KULICH Matyas	CZE	2001	10	9.00
15	11	9090124	PETROV Kamen	BUL	2000	11	8.00
16	12	9250015	ARNASON Tomas Orri	ISL	2001	12	7.50
DID NOT QUALIFY							
17	12	9700051	GERAT Tomas	SVK	2001	17	7.00
18	13	9250031	AGUSTSSON Aron Kristinn	ISL	2001	18	

Forerunners

Legend:

YB Year of Birth



Brackets

Number of Competitors: 16, Number of NOC's: 9

Quarterfinals	Semifinals	Finals
---------------	------------	--------

Bib QF 1 (1/8) Rk

1 R2 CORNILLAT Lucas	FRA	1
9 B14 ISZLAY Matyas	ROU	2
16 Y1 ANTONOV Viktor	BUL	3
8 G3 VSETECKA Jakub	CZE	4

Bib SF 1 (5/8) Rk

1 R3 CORNILLAT Lucas	FRA	1
5 B14 MOSTOVENKO Glib	UKR	2
9 Y1 ISZLAY Matyas	ROU	3
4 G2 HERPIN Guillaume	FRA	4

Bib QF 2 (2/8) Rk

4 R3 HERPIN Guillaume	FRA	1
5 G2 MOSTOVENKO Glib	UKR	2
13 Y4 MUTLU Hasim Cenk	TUR	3
12 B11 ARNASON Tomas Orri	ISL	4

Bib Small Final (7/8) Rk

4 G3 HERPIN Guillaume	FRA	1
9 Y4 ISZLAY Matyas	ROU	2
7 B12 BARANOV Danila	RUS	3
3 R1 CHOURA Krystof	CZE	DNS

Bib QF 3 (3/8) Rk

6 G2 DONSKIKH Daniil	RUS	1
3 R3 CHOURA Krystof	CZE	2
14 Y4 MUSHKUDIANI Bakar	GEO	3
11 B11 PETROV Kamen	BUL	DSQ

Bib Big Final (8/8) Rk

1 R3 CORNILLAT Lucas	FRA	1
5 B14 MOSTOVENKO Glib	UKR	2
6 Y1 DONSKIKH Daniil	RUS	3
2 G2 NIEL Bastien	FRA	4

Bib SF 2 (6/8) Rk

2 R3 NIEL Bastien	FRA	1
6 B11 DONSKIKH Daniil	RUS	2
7 Y4 BARANOV Danila	RUS	3
3 G2 CHOURA Krystof	CZE	4

Final Ranking

Gold	CORNILLAT Lucas	FRA
Silver	MOSTOVENKO Glib	UKR
Bronze	DONSKIKH Daniil	RUS
	4 NIEL Bastien	FRA
	5 HERPIN Guillaume	FRA
	6 ISZLAY Matyas	ROU
	7 BARANOV Danila	RUS
	8 CHOURA Krystof	CZE

Bib QF 4 (4/8) Rk

2 R3 NIEL Bastien	FRA	1
7 G2 BARANOV Danila	RUS	2
15 Y4 HARALDSSON B.	ISL	3
10 B11 KULICH Matyas	CZE	4

Note:

Bibs are assigned based upon seeding results. The competitor with the lowest bib of each heat starts with the red bib, the second lowest with the green, the third with blue and the fourth with yellow.

Legend:

(n)	Absolute Heat Number	BI	Blue	DNS	Did Not Start	DSQ	Disqualified
G	Green	QF	Quarterfinal	R	Red	Rk	Rank
SF	Semifinal	Y	Yellow				



Start List

Jury			Technical Data	
FIS Technical Delegate:	KVAS Iztok	SLO	Course Name	Kardelen Slope
Chief of Competition:	OZGER Serdar	TUR	Start / Finish Altitude	2600m / 2430m
Chief of Course:	KARSLI Omer	TUR	Vertical Drop / Course Length	170m / 660m
Course Builder:	MARTINEC Martin	SLO	Number of Features	17
Course Setter:	LACIN Alper	TUR		

Number of Competitors: 18, Number of NOC's: 10

Start Order	Bib	Fis Code	Name	NOC Code	YB	Run 1		Run 2		Best Time	Diff
						Time	Rank	Time	Rank		
1	1	9090124	PETROV Kamen	BUL	2000						
2	2	9190459	HERPIN Guillaume	FRA	2001						
3	3	9190465	CORNILLAT Lucas	FRA	2000						
4	4	9190462	NIEL Bastien	FRA	2000						
5	5	9150229	KULICH Matyas	CZE	2001						
6	6	1524999	MUTLU Hasim Cenk	TUR	2001						
7	7	9150189	VSETECKA Jakub	CZE	2000						
8	8	9690138	MOSTOVENKO Glib	UKR	2001						
9	9	9480633	BARANOV Danila	RUS	2000						
10	10	9460038	ISZLAY Matyas	ROU	2000						
11	11	9150187	CHOURA Krystof	CZE	2000						
12	12	9700051	GERAT Tomas	SVK	2001						
13	13	9250031	AGUSTSSON Aron Kristinn	ISL	2001						
14	14	9250018	HARALDSSON Bjarki Jarl	ISL	2001						
15	15	9090130	ANTONOV Viktor	BUL	2001						
16	16	9250015	ARNASON Tomas Orri	ISL	2001						
17	17	9680009	MUSHKUDIANI Bakar	GEO	2000						
18	18	9480641	DONSKIKH Daniil	RUS	2001						

Forerunners

Legend:
YB Year of Birth



Results

Jury			Technical Data	
FIS Technical Delegate:	KVAS Izток	SLO	Course Name	Kardelen Slope
Chief of Competition:	OZGER Serdar	TUR	Start / Finish Altitude	2600m / 2430m
Chief of Course:	KARSLI Omer	TUR	Vertical Drop / Course Length	170m / 660m
Course Builder:	MARTINEC Martin	SLO	Number of Features	17
Course Setter:	LACIN Alper	TUR		

Number of Competitors: 18, Number of NOC's: 10

Rank	Bib	Fis Code	Name	NOC Code	YB	Run 1		Run 2		Best Time	Diff
						Time	Rank	Time	Rank		
1	3	9190465	CORNILLAT Lucas	FRA	2000	54.06	1	54.70	1	54.06	Q
2	4	9190462	NIEL Bastien	FRA	2000	54.62	2	55.62	3	54.62	0.56 Q
3	11	9150187	CHOURA Krystof	CZE	2000	56.46	5	54.98	2	54.98	0.92 Q
4	2	9190459	HERPIN Guillaume	FRA	2001	55.68	3	57.77	8	55.68	1.62 Q
5	8	9690138	MOSTOVENKO Glib	UKR	2001	57.24	8	55.80	4	55.80	1.74 Q
6	18	9480641	DONSKIKH Daniil	RUS	2001	55.93	4	56.18	5	55.93	1.87 Q
7	9	9480633	BARANOV Danila	RUS	2000	56.50	6	56.40	6	56.40	2.34 Q
8	7	9150189	VSETECKA Jakub	CZE	2000	56.99	7	57.00	7	56.99	2.93 Q
9	10	9460038	ISZLAY Matyas	ROU	2000	57.49	9	1:00.33	13	57.49	3.43 Q
10	5	9150229	KULICH Matyas	CZE	2001	1:01.80	14	57.99	9	57.99	3.93 Q
11	1	9090124	PETROV Kamen	BUL	2000	59.06	10	58.53	10	58.53	4.47 Q
12	16	9250015	ARNASON Tomas Orri	ISL	2001	59.58	11	1:00.02	11	59.58	5.52 Q
13	6	1524999	MUTLU Hasim Cenk	TUR	2001	1:00.53	12	1:00.24	12	1:00.24	6.18 Q
14	17	9680009	MUSHKUDIANI Bakar	GEO	2000	1:01.16	13	1:01.80	14	1:01.16	7.10 Q
15	14	9250018	HARALDSSON Bjarki Jarl	ISL	2001	1:07.47	16	1:05.73	15	1:05.73	11.67 Q
16	15	9090130	ANTONOV Viktor	BUL	2001	1:05.96	15	1:06.43	16	1:05.96	11.90 Q
17	12	9700051	GERAT Tomas	SVK	2001	1:07.88	17	1:09.04	17	1:07.88	13.82
18	13	9250031	AGUSTSSON Aron Kristinn	ISL	2001	1:10.04	18	1:09.65	18	1:09.65	15.59

Forerunners

Legend:

Diff Difference YB Year of Birth



**EUROPEAN
YOUTH
OLYMPIC
FESTIVAL**



Results Book



SNOWBOARD

Mixed Team Snowboard Cross



Jury			Technical Data	
FIS Technical Delegate:	KVAS Izток	SLO	Course Name	Kardelen Slope
Chief of Competition:	OZGER Serdar	TUR	Start / Finish Altitude	2600m / 2430m
Chief of Course:	KARSLI Omer	TUR	Vertical Drop / Course Length	170m / 660m
Course Builder:	MARTINEC Martin	SLO	Number of Features	17
Course Setter:	LACIN Alper	TUR		

Number of Competitors: 5, Number of NOC's: 4

Rank	Bib	FIS Code	Name	NOC Code	YB	Gender	Discipline
BIG FINAL							
1	1		France 1	FRA			
	1-1	9195208	SILLIERES Agathe		2000	F	SBD
	1-2	9190465	CORNILLAT Lucas		2000	M	SBD
2	2		France 2	FRA			
	2-1	9195202	MARTINEZ Kim		2000	F	SBD
	2-2	9190459	HERPIN Guillaume		2001	M	SBD
3	4		Russian Fed. 1	RUS			
	4-1	9485320	VASILEVA Zinaida		2001	F	SBD
	4-2	9480641	DONSKIKH Daniil		2001	M	SBD
4	3		Ukraine 1	UKR			
	3-1	9695010	TARNAVSKA Tetiana		2000	F	SBD
	3-2	9690138	MOSTOVENKO Glib		2001	M	SBD
SMALL FINAL							
5	5		Bulgaria 1	BUL			
	5-1	9095041	MANCHEVA Lia		2000	F	SBD
	5-2	9090124	PETROV Kamen		2000	M	SBD



Brackets

Number of Competitors: 10, Number of NOC's: 4

Semifinals

Finals

	Bib	SF 1 (1/4)	Rk
Red	1	France 1	FRA 1
	1-1	SILLIERES Agathe	
	1-2	CORNILLAT Lucas	
Green	4	Russian Fed. 1	RUS 2
	4-1	VASILEVA Zinaida	
	4-2	DONSKIKH Daniil	
Blue	5	Bulgaria 1	BUL 3
	5-1	MANCHEVA Lia	
	5-2	PETROV Kamen	

	Bib	Small Final (3/4)	Rk
Red	5	Bulgaria 1	BUL 1
	5-1	MANCHEVA Lia	
	5-2	PETROV Kamen	

	Bib	SF 2 (2/4)	Rk
Red	2	France 2	FRA 1
	2-1	MARTINEZ Kim	
	2-2	HERPIN Guillaume	
Green	3	Ukraine 1	UKR 2
	3-1	TARNAVSKA Tetiana	
	3-2	MOSTOVENKO Glib	

	Bib	Big Final (4/4)	Rk
Red	1	France 1	FRA 1
	1-1	SILLIERES Agathe	
	1-2	CORNILLAT Lucas	
Green	2	France 2	FRA 2
	2-1	MARTINEZ Kim	
	2-2	HERPIN Guillaume	
Yellow	4	Russian Fed. 1	RUS 3
	4-1	VASILEVA Zinaida	
	4-2	DONSKIKH Daniil	
Blue	3	Ukraine 1	UKR 4
	3-1	TARNAVSKA Tetiana	
	3-2	MOSTOVENKO Glib	

Final Ranking		
Gold	France 1	FRA
Silver	France 2	FRA
Bronze	Russian Fed. 1	RUS
	4 Ukraine 1	UKR
	5 Bulgaria 1	BUL

Legend:

Rk Rank