

2787
CHILE
2200
6598



CHILE
XI CENSO
DE POBLACION
(1940)

**Recopilación de cifras
publicadas por la
Dirección de Estadística
y Censos**

Recopilador: Robert McCaa

CENTRO LATINOAMERICANO DE DEMOGRAFIA CELADE



I N D I C E

| | Página |
|---|--------|
| Nota preliminar | i |
| Introducción | ii |
| Cuadros generales | |
| Población de Chile entre 1875-1940 | 1 |
| Población total por provincias, departamentos y comunas, 1940 | 7 |
| Población por edades individuales, sexo y provincias | 8 |
| Instrucción y estado civil | |
| Instrucción de la población entre 1854-1940 | 12 |
| Instrucción de 1930 y 1940 comparadas | 14 |
| Alfabetismo del país según edades y sexos | 15 |
| Alfabetismo por provincias según edades y sexos | 16 |
| Población por edades individuales, sexo, estado civil e instrucción | |
| País | 18 |
| Provincias | 21 |
| Ciudades de 5 000 habitantes o más en 1940 y censos anteriores | 73 |
| Urbanismo | |
| Pueblos de 1 000 a 5 000 habitantes en 1940 y censos anteriores | 74 |
| Población urbana-rural por sexo según provincias, departamentos, comunas y distritos con indicación del número de viviendas | 76 |
| Características económicas | |
| Población económicamente activa por sexo y provincias | 116 |
| Activos según sexo, trabajo y situación por provincias | 117 |
| Actividades según situación, edades y sexo | 121 |
| Actividades según rama, situación y sexo por provincias y comunas | 139 |
| Ocupaciones específicas por sexo | |
| País | 200 |
| Provincias y comunas | 202 |
| Reducciones indígenas | 321 |
| Extranjeros según nacionalidad y sexo por provincias | 330 |
| Población por grupos de edades, sexo y provincias | 332 |

NOTA PRELIMINAR

Es costumbre que los resultados numéricos de los censos de población que levantan los países, sean publicados en volúmenes y tomos individuales -ya sea siguiendo criterios de clasificación geográfica o por materias- con el objeto de facilitar las consultas de quien pretende informarse de los datos censales.

Esa ha sido también la tradición censal chilena, con la sola excepción del Censo de Población de 1940, cuyos resultados fueron publicados fraccionadamente en números sucesivos de la Revista Estadística Chilena entre 1941 y 1946, conjuntamente con información de estadísticas continuas. Tal forma de publicación ha constituido hasta el presente una seria dificultad para la investigación demográfica, considerando la gran cantidad de publicaciones que deben manejarse en cada caso, y el hecho de que con el tiempo, algunos de los números de la Revista se han agotado.

El señor Robert Mc Caa, quien efectúa en la actualidad una investigación sobre demografía histórica chilena, para optar a un grado de Ph.D., hubo de afrontar las dificultades que presenta la consulta de la información del Censo de 1940. Con motivo de algunos cuadros resúmenes que debió preparar de esa fuente, el señor Mc Caa entrevió la posibilidad de publicar en un volumen unitario las principales tabulaciones de dicho censo.

En conocimiento de esta posibilidad -y consultada la opinión del Instituto Nacional de Estadística de Chile- el Centro Latinoamericano de Demografía (CELADE) decidió dar su apoyo editorial para la publicación del material preparado por el señor Mc Caa. El CELADE cree contribuir así a facilitar la labor de los demógrafos y estudiosos en general, preocupados por investigar y profundizar sus conocimientos sobre demografía latinoamericana.

INTRODUCCION

Es evidente la importancia de la dimensión del tiempo en todo análisis demográfico, tanto para el conocimiento de la realidad actual de la población como para las estimaciones que es posible realizar acerca de su futuro desarrollo. El XI censo de la población de Chile se publicó en *Estadística Chilena*, órgano oficial de la ex-Dirección de Estadística y Censos, hoy Instituto Nacional de Estadística. El censo ha sido siempre de muy difícil consulta por haberse hecho su publicación casi mensualmente durante cinco años (1941-1946). También por este motivo, son pocas las bibliotecas que han logrado reunir la publicación completa y muchos centros de investigación demográfica, por ser de más reciente fundación, carecen de ella. A fin de salvar esta carencia hemos creído conveniente reunir los cuadros originales, ordenarlos y reeditarlos tal como aparecieron hace ya más de veinticinco años.

Hemos logrado evitar los errores en la transcripción de los cuadros utilizando la impresión fotográfica, lo que nos asegura una reproducción fidedigna. Además, en cada hoja se ha mantenido la referencia original tanto del año de la revista como de la página correspondiente, agregando sólo una compaginación consecutiva indicada en letras destacadas en el centro de la hoja.

Por otra parte, esta reedición se ha hecho ordenando los cuadros por materias y ofreciendo, dentro de cada una de ellas, en primer lugar, los resultados generales del país y luego los de las divisiones administrativas más pequeñas (provincias, comunas, distritos), en los casos en que esta información existe en la edición original. En cambio no nos ha parecido conveniente reproducir los siguientes cuadros:

1. El número de habitantes distribuidos según las divisiones administrativas (V. *Estadística Chilena*, 1941, págs. 659-673), ya que estos datos están contenidos en el grupo de cuadros en páginas 76-115 de la presente edición.
2. La población de 1940 distribuida por provincias y comparada con censos anteriores (V. *Estadística Chilena*, 1942, pág.154), atendiendo a que este cuadro carece de valor comparativo puesto que los datos correspondientes a los censos anteriores a 1940 fueron publicados de acuerdo con los límites provinciales que regían en 1930, mientras que los de 1940 corresponden a la geografía administrativa vigente en ese año. Estas dificultades fueron evitadas confeccionándose entonces el cuadro que aparece en las páginas 1-6.
3. Los cuadros correspondientes a religiones (V. *Estadística Chilena*, 1945, págs. 123, 194, 260, 381, 417, 588; e *Ibid.* 1946, págs. 15, 111, 157, 326 y 416) dado que la altísima proporción de católicos, sumada al fuerte porcentaje con información ignorada, los hace de dudosa utilidad.
4. El número de viviendas por categoría, provincia, departamento, comunas y distritos (*Ibid.* 1942, págs. 217-221, 296-298, 356-362, 408-419, 466-470, 518-522, 654-669; e *Ibid.* 1943, págs. 45-53, 152-167, 227-235, 301-316, 363-378, 431-447, 509-541, 597-607, y 771-785) se excluyen por su costo excesivo de publicación y baja utilidad. Los datos sobre viviendas están reunidos aquí en las páginas 76-115.

Por otra parte, considerando la gran importancia que tiene la distribución de la población por edades y sexos a niveles provinciales, hemos publicado en esta reimpression nuevos cuadros que contienen los datos de la población de provincias distribuidas en grupos quinquenales por edad y sexo.

El XI Censo de Población de Chile, el tercero que se deja de editar en forma de libro, se realizó el 28 de noviembre de 1940, exactamente diez años después del empadronamiento de 1930 y a dos años de haber asumido el poder el gobierno del Frente Popular. El levantamiento se hizo sin complicaciones y en un ambiente propicio para una buena enumeración de los habitantes. Utilizando el sistema Hollerith de procesamiento, aprovechado ya en el análisis del censo de 1930, fue posible ofrecer los resultados globales a los pocos meses de su realización: 5 023 539 habitantes en todo el país.

Los datos oficiales que entregan los censos no pueden ser juzgados como cifras absolutamente exactas. Todo censo está sujeto a cierta proporción de subenumeración en algunos grupos de la población y a malas respuestas que pueden alterar las variables que intervienen en el censo. De ahí que sea tan importante determinar, en cualquier análisis demográfico el grado de subenumeración por grupos de edades y sexo.

Es necesario advertir que en el caso del censo de Chile de 1940, las cifras originales fueron ajustadas por los estadísticos de la Dirección sin que se publicaran los datos de la población efectivamente empadronada. Hay que destacar, además, que no existe ninguna documentación oficial ni sobre el porcentaje del ajuste ni sobre la manera de efectuarlo. Muchos estudiosos de la demografía chilena no indican tener conocimiento de este ajuste 1/. Sin embargo, Juan Crocco Ferrari, un economista de la época, afirma que, según información extraoficial, la población empadronada habría sido solamente de 4 885 018; es decir, las cifras se habrían aumentado en un 2,8 por ciento 2/. Investigadores especialistas en la materia nos han informado que los encargados del procesamiento del censo tomaron una muestra sistemática de todas las tarjetas censales, duplicando unas 280 de cada 10 000. Mediante este procedimiento matemático se evitó cualquier abultamiento en las cifras, manteniendo con ello la consistencia interna de los cuadros ajustados.

De esta manera, todas las variables que puedan compararse dentro del propio censo aparecen como si no se les hubiera practicado ningún ajuste. Podríamos afirmar que, al menos matemáticamente, cualquier cálculo de comparación, basado exclusivamente en el censo de 1940, es decir, sin que intervenga en él otro tipo de fuentes o censos, no estaría distorsionado por el ajuste que se habría practicado en las cifras oficiales. Es evidente, asimismo, que toda comparación basada en alguna cifra absoluta de este censo con otra similar de alguna otra fuente tiene que estar distorsionada en 2,8 por ciento, siempre que sea veraz la información de la otra fuente. Sin embargo, observamos que índices calculados a partir de datos ajustados, tanto en el numerador como en el denominador, son perfectamente comparables con los mismos índices de otros censos sin variar el resultado por efectos del ajuste. Hay otros indicadores que no cumplen directamente estas condiciones, como la tasa de crecimiento intercensal, por ejemplo, y que sí estarían desvirtuados, precisamente en un 2,8 por ciento 3/.

Siempre es recomendable publicar los datos no ajustados para que cada investigador tenga la posibilidad de corregirlos y ajustarlos según su propio criterio. También es preferible estimar la fidelidad de la enumeración ocupando todos los medios al alcance de los encargados de su levantamiento, lo que desgraciadamente no ocurre en la actualidad con muchos censos de población. En general, las comisiones censales no han juzgado conveniente o económico recurrir al método del reempadronamiento muestral para medir directamente la omisión censal. Por lo tanto, algunos estudiosos, especialmente aquellos interesados en establecer proyecciones de la población o en construir tablas de vida, han analizado cuidadosamente los censos chilenos de este siglo para estimar los niveles de correcciones que son necesarios. Juntando las varias estimaciones, podemos confeccionar el siguiente cuadro con la indicación de la subenumeración relativa para cada uno de los censos según los varios autores:

ESTIMACIONES DE SUBENUMERACION EN LOS CENSOS DE CHILE, 1920-1960

| Año | Población en miles | | | | | Subenumeración estimada por ciento | | |
|------|--------------------|---------------|----------------|--------------|------------|------------------------------------|--------------|------------|
| | cifras oficiales | | estimaciones | | | oficial F | Cabello G | Sadie H |
| | originales A | corridas B | oficiales C | Cabello D | Sadie E | | | |
| 1920 | 3 730 | 3 705 | 3 785 | 3 790 | 3 818 | -2,2 | -2,3 | -3,0 |
| 1930 | 4 287 | 4 261 | 4 365 | 4 435 | 4 322 | -2,4 | -4,1 | -1,4 |
| 1940 | 5 024 | 4 988 | 5 063 | 5 124 | 5 089 | -1,5 | -2,7 | -2,0 |
| 1952 | 5 933 | 5 948 | 6 277 | --- | 6 364 | -5,5 | -- | -7,0 |
| 1960 | 7 374 | 7 312 | 7 689 | --- | 7 638 | -5,2 | -- | -4,5 |

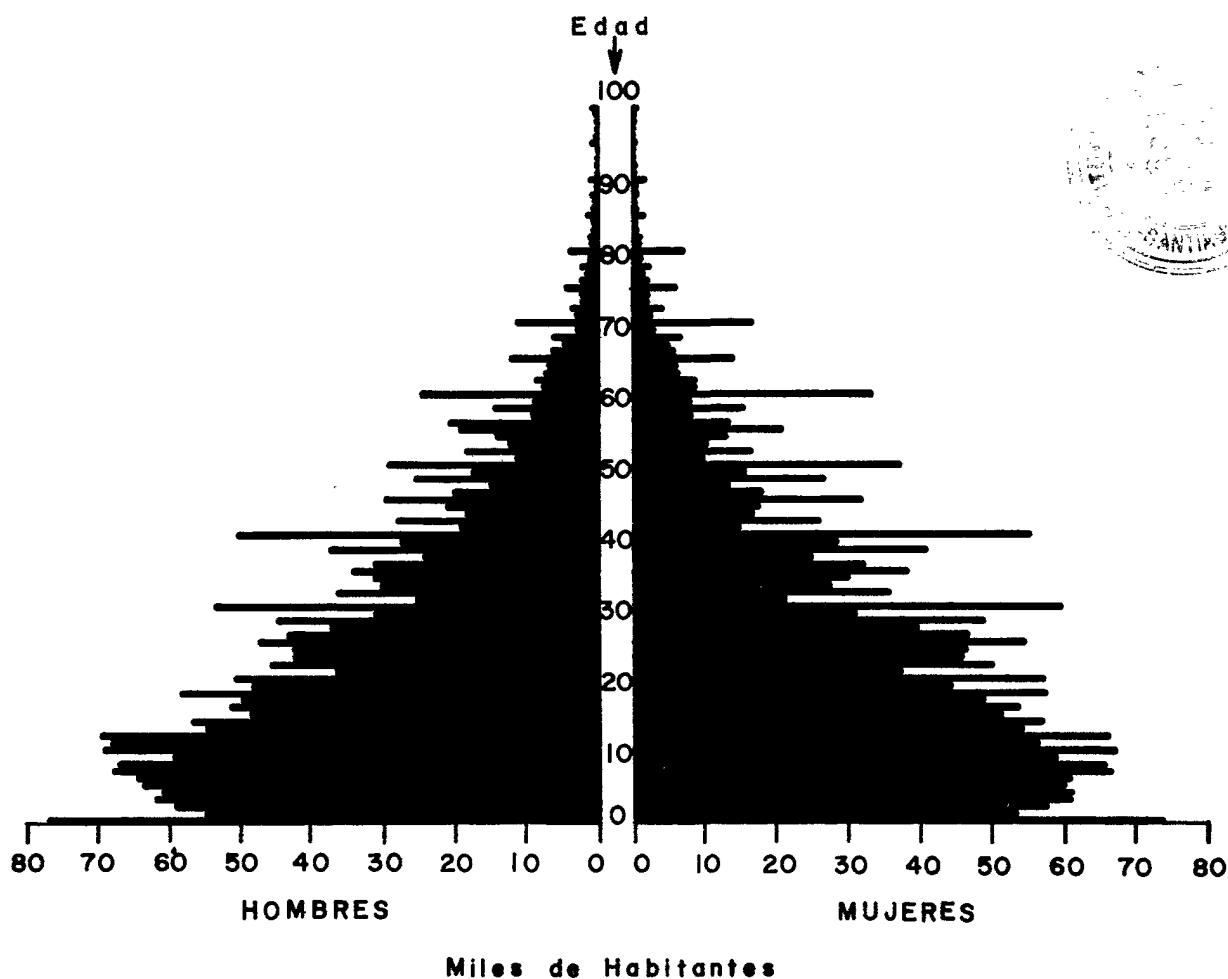
Fuentes: XII Censo de población de Chile, 1960, tomo I, p. 14; Sadie, p. 21, y Cabello, p. 58 (véase nota 1). "A" y "D" fueron corridas desde su fecha original al 30 de junio del mismo año para formar cifras comparables.

- 1/ Por ejemplo: Cabello, Octavio; Vildósola, Jerjes y Latorre, Marta: *Tablas de vida para Chile, 1920, 1930, 1940*. Edición del Centro Interamericano de Bioestadística. Santiago, 1953; Sadie, Johannes L.: *Población y mano de obra de Chile, 1930-1975*. Reimpreso en: *Chile (Población económicamente activa; Migración; Seguridad social; Fecundidad; Mortalidad; Fuentes de datos demográficos)*. CELADE, Serie I, N° 1, pág. 11, Santiago, 1969.
- 2/ Crocco Ferrari, Juan: *Ensayos sobre la población chilena*, pág. 23, Universidad de Chile, Santiago, 1947, (mimeografiado).
- 3/ Conning, Arthur M.: *Estimación de la migración interna neta, clasificada por edad y por sexo, en las provincias y regiones de Chile durante los años 1930-1940, 1940-1952 y 1952-1960. Con una breve introducción referente a la metodología*. CELADE, Serie D, N° 36, pág. 12, nota 7 ofrece una simple prueba matemática, Santiago, 1964.

Podemos afirmar entonces que los métodos disponibles indican una alta concordancia por lo menos entre los censos de 1920 a 1940, con un bajo grado de subenumeración que oscilará de dos a cuatro por ciento, y como se ha comprobado en otra parte, concentrado el error detectable en el grupo de menores de cinco años ⁴/. También es muy probable que haya una subenumeración para las demás edades, pero no se dispone de otros datos de la calidad necesaria como para comprobar que los errores radiquen en los censos y no en las cifras de prueba. Ya para 1952 y 1960 se nota una elevada subenumeración que se puede evaluar por la información del Registro Civil. Por último, para el censo de 1940, el ajuste total sería alrededor de 4 por ciento, incluyendo el ajuste de 2,8 por ciento ya incluido en las cifras publicadas en aquella época.

Además de las omisiones, las malas declaraciones de edades afectan la confianza en un importante conjunto de cuadros del censo. Podríamos calcular las desviaciones en las distribuciones de edad y sexo de la población a través de cierta cantidad de indicadores basados en supuestos matemáticos aplicados a las reparticiones probables. Sin embargo, aquí basta una simple pirámide de edades para obtener una visión concreta de notorias alteraciones.

Chile, población por años individuales de edad y sexo, 1940.



Hay una marcada subenumeración de la población menor de cuatro años y una notable preferencia para las edades que terminan en "0" (30, 40, 50, etc.) y "5" (35, 45, etc.). El estudio de Héctor Gutiérrez indica que desde 1930 ha habido un mejoramiento mas o menos continuado en las declaraciones de edades ⁵/, que es lo esperado con el aumento de la educación de la población. Sin embargo, los censos recientes manifiestan todavía reiteradas peculiaridades en preferencias para algunas edades.

En términos sustantivos, la imagen ofrecida por el censo de 1940 es especialmente importante para las indicaciones que nos proporciona sobre las repercusiones demográficas de la depresión económica de la década del 30, como los cambios en la distribución espacial de los habitantes y el impacto en la estructura de edades de la población debido a fluctuaciones de la mortalidad y de la fecundidad. Las estructuras de edades por provincias manifiestan un movimiento muy diferencial, según sea la base económica regional, tanto para los adultos como para los niños menores. Además, el año 1940 es un punto clave para el análisis relativo de la transición en niveles de mortalidad y de fecundidad que determinan la estructura demográfica del país. Para estudios sobre los adelantos en la educación progresiva de los habitantes del país, los cuadros sobre instrucción y alfabetismo ofrecen muchos detalles por haber sido clasificados según edades individuales, sexos y provincias. Las cifras de urbanismo son las acostumbradas para este tipo de publicación; la falta de estos datos clasificados por edades es notable. Finalmente, la gran colección de cuadros sobre las actividades económicas del país hacen propicia una rica oportunidad de investigación, aunque las categorías no son idénticas a censos anteriores ni posteriores. Utilizando los cuadros del censo con cautela e imaginación, los especialistas en la materia podrán confeccionar un panorama fidedigno sobre importantes aspectos de la realidad chilena.

⁴/ Cabello realizó el análisis más profundo de distribución de subenumeración censal por edades; sin embargo, suposiciones erradas reducen el valor de sus estimaciones. (Véase, *op. cit.*, págs. 54-58).

⁵/ Gutiérrez, Héctor: *Breve análisis de las declaraciones por sexo y edad de los censos de población de Chile de 1930, 1940, 1952, 1960*. Reimpreso en: *Chile, op. cit.*, pág. 303.

Población del país.—Se publica un nuevo cuadro de la población del país, en el que se compara el resultado dado por el Censo levantado el 28 de Noviembre de 1940 con los correspondientes a los efectuados en los años 1875, 1885, 1895, 1907, 1920 y 1930, tomando en consideración la división administrativa vigente, pudiéndose, en consecuencia, apreciar el crecimiento efectivo de la población del país por comunas, departamentos y provincias.

La población dada por los últimos siete censos es la siguiente, junto con el aumento habido entre cada uno de ellos:

| AÑOS | HABITANTES | AUMENTO |
|------------|------------|---------|
| 1875 | 2.075.971 | — |
| 1885 | 2.507.380 | 431.409 |
| 1895 | 2.695.911 | 188.531 |
| 1907 | 3.231.496 | 535.585 |
| 1920 | 3.731.573 | 500.077 |
| 1930 | 4.287.445 | 555.872 |
| 1940 | 5.023.539 | 736.094 |

observándose que el aumento de población más grande entre un censo y otro es el que se produce entre los dos últimos, con una diferencia favorable de 736.094 personas para el de 1940.

Algunas provincias señalan cambios muy notorios en el lapso de 10 años que media entre uno y otro censo. Según el resultado del último han disminuído el número de sus habitantes sólo Tarapacá de 113.331 a 104.097; Antofagasta de 178.765 a 145.147 y Maule de 74.383 a 70.497. En cambio crecen en forma amplísima: Atacama, Coquimbo, Valparaíso, Santiago, O'Higgins, Concepción, Malleco, Cautín, Valdivia, Osorno, Llanquihue, Aysén y Magallanes.

| Provincias, Departamentos y Comunas | 1940 | 1930 | 1920 | 1907 | 1895 | 1885 | 1875 |
|-------------------------------------|----------------|----------------|----------------|----------------|---------------|---------------|---------------|
| PROVINCIA TARAPACA | 104.097 | 113.331 | 117.239 | 121.001 | 97.677 | 54.669 | — |
| Departamento Arica | 21.836 | 21.000 | 16.686 | 10.965 | 7.926 | 9.583 | — |
| Arica | 16.027 | 15.912 | 12.463 | 7.052 | 4.931 | 6.116 | — |
| Putre | 1.572 | 1.470 | 1.295 | 1.405 | 1.070 | 1.108 | — |
| Cobpa | 936 | 1.048 | 346 | 1.186 | 709 | 820 | — |
| Belén | 1.278 | 1.035 | 734 | 848 | 832 | 1.164 | — |
| General Lagos | 1.373 | 1.537 | 1.338 | 473 | 285 | 376 | — |
| Departamento Pisagua | 4.957 | 8.801 | 21.183 | 27.910 | 21.641 | 12.035 | — |
| Pisagua | 2.199 | 5.376 | 7.061 | 15.390 | 11.878 | 8.133 | — |
| Negreiros | 2.758 | 3.425 | 14.122 | 12.520 | 9.763 | 3.902 | — |
| Departamento Iquique | 77.304 | 83.530 | 79.370 | 82.126 | 68.110 | 33.051 | — |
| Iquique | 39.282 | 48.186 | 38.375 | 41.081 | 35.007 | 18.013 | — |
| Huara | 11.257 | 13.448 | 14.148 | 13.219 | 14.069 | 5.196 | — |
| Pozo Almonte | 14.333 | 10.992 | 10.652 | 18.368 | 10.703 | 9.123 | — |
| Lagunas | 12.432 | 10.904 | 10.195 | 9.458 | 8.331 | 720 | — |
| PROVINCIA ANTOFAGASTA | 145.147 | 178.765 | 172.330 | 113.323 | 44.085 | 33.636 | 2.016 |
| Departamento Tocopilla | 33.124 | 46.253 | 23.865 | 15.851 | 9.505 | 4.664 | — |
| Tocopilla | 17.287 | 18.290 | 14.790 | 8.578 | 4.618 | 4.198 | — |
| Toco | 15.837 | 27.963 | 9.075 | 7.283 | 4.887 | 406 | — |
| Departamento El Loa | 30.300 | 24.257 | 19.403 | 9.525 | 5.061 | 3.983 | — |
| Calama | 30.300 | 24.257 | 19.403 | 9.525 | 5.061 | 3.983 | — |
| Departamento Antofagasta | 68.958 | 89.998 | 101.604 | 60.447 | 16.617 | 12.565 | 319 |
| Antofagasta | 51.107 | 54.570 | 52.275 | 35.288 | 13.553 | 7.588 | 319 |
| Aguas Blancas | 617 | 1.443 | 7.434 | 8.530 | — | — | — |
| Mojillones | 2.820 | 4.141 | 6.940 | 4.096 | — | — | — |
| Sierra Gorda | 14.408 | 20.844 | 34.955 | 12.553 | 3.064 | 4.978 | — |
| Departamento Taltal | 12.765 | 18.257 | 27.458 | 27.490 | 12.902 | 12.423 | 1.697 |
| Taltal | 9.224 | 11.906 | 18.122 | 18.143 | 8.515 | 8.199 | 1.697 |
| Catalina | 3.541 | 6.261 | 9.336 | 9.347 | 4.387 | 4.224 | — |
| PROVINCIA ATACAMA | 84.312 | 61.098 | 48.417 | 63.963 | 59.713 | 64.143 | 69.462 |
| Departamento Chañaral | 23.964 | 14.820 | 5.149 | 6.057 | 4.321 | 5.558 | 4.961 |
| Chañaral | 23.964 | 14.820 | 5.149 | 6.057 | 4.321 | 5.558 | 4.961 |
| Departamento Copiapó | 28.657 | 20.880 | 20.689 | 27.315 | 26.310 | 29.705 | 35.411 |
| Copiapó | 21.731 | 14.962 | 13.842 | 17.025 | 15.441 | 15.428 | 21.871 |
| Caldera | 2.078 | 1.388 | 2.581 | 3.592 | 2.246 | 2.174 | 3.534 |
| Tierra Amarilla | 4.848 | 4.330 | 4.266 | 6.788 | 8.623 | 12.103 | 10.006 |
| Departamento Huasco | 22.374 | 19.441 | 16.095 | 17.874 | 16.214 | 15.446 | 13.569 |
| Vallepar | 22.374 | 19.441 | 16.095 | 17.874 | 16.214 | 15.446 | 13.569 |
| Departamento Freirina | 9.377 | 5.957 | 6.480 | 13.722 | 12.868 | 13.434 | 15.541 |
| Freirina | 6.149 | 2.903 | 3.736 | 7.451 | 6.750 | 6.002 | 7.069 |
| Husco | 3.228 | 2.994 | 2.744 | 5.271 | 6.118 | 7.432 | 8.481 |

| Provincias, Departamentos y Comunas | 1040 | 1930 | 1920 | 1907 | 1895 | 1885 | 1875 |
|-------------------------------------|------------------|----------------|----------------|----------------|----------------|----------------|----------------|
| PROVINCIA COQUIMBO | 245.609 | 198.336 | 176.041 | 190.867 | 175.435 | 190.727 | 175.044 |
| Departamento La Serena | 42.011 | 37.313 | 31.389 | 35.385 | 34.332 | 36.772 | 29.057 |
| La Serena | 35.055 | 32.096 | 27.432 | 29.547 | 27.502 | 28.346 | 23.026 |
| La Higuera | 6.956 | 5.217 | 3.957 | 5.838 | 6.830 | 8.420 | 6.031 |
| Departamento Elqui | 16.150 | 14.947 | 15.027 | 14.119 | 14.983 | 15.767 | 12.149 |
| Vicuña | 10.027 | 9.008 | 8.845 | 9.492 | 9.302 | 11.449 | 8.345 |
| Paihuano | 6.123 | 5.939 | 6.182 | 4.627 | 5.681 | 4.318 | 3.802 |
| Departamento Coquimbo | 37.440 | 25.692 | 22.275 | 20.576 | 15.221 | 16.065 | 12.650 |
| Coquimbo | 24.359 | 22.646 | 19.834 | 18.137 | 13.416 | 14.100 | 11.150 |
| Andacollo | 13.081 | 3.046 | 2.641 | 2.439 | 1.805 | 1.905 | 1.500 |
| Departamento Ovalle | 77.772 | 62.525 | 51.879 | 59.328 | 55.154 | 60.719 | 58.110 |
| Ovalle | 32.656 | 28.709 | 22.801 | 26.048 | 23.676 | 29.232 | 30.415 |
| Monte Patria | 17.621 | 14.897 | 13.209 | 14.117 | 14.236 | 14.435 | 14.270 |
| Punitaqui | 20.967 | 12.025 | 10.632 | 12.420 | 11.328 | 11.227 | 8.872 |
| Esno Alto | 6.528 | 5.894 | 5.436 | 6.743 | 5.914 | 5.825 | 4.523 |
| Departamento Combarbalá | 19.527 | 16.565 | 15.032 | 16.246 | 13.463 | 15.158 | 14.002 |
| Combarbalá | 19.527 | 16.565 | 15.032 | 16.246 | 13.463 | 15.158 | 14.002 |
| Departamento Illapel | 52.709 | 41.294 | 43.435 | 45.213 | 42.282 | 46.246 | 49.078 |
| Illapel | 16.653 | 11.904 | 10.916 | 11.521 | 11.813 | 14.251 | 15.852 |
| Mincha | 11.371 | 9.969 | 10.256 | 11.972 | 9.907 | 9.826 | 7.728 |
| Salamanca | 15.515 | 12.199 | 11.180 | 11.807 | 12.106 | 14.604 | 16.245 |
| Los Vilos | 9.170 | 7.222 | 8.099 | 9.913 | 8.456 | 7.565 | 9.252 |
| PROVINCIA ACONCAGUA | 118.049 | 103.054 | 100.890 | 112.285 | 98.402 | 129.115 | 115.170 |
| Departamento Petorca | 33.997 | 28.032 | 28.646 | 35.812 | 24.167 | 31.762 | 28.182 |
| La Ligua | 12.729 | 10.377 | 9.971 | 9.864 | 8.040 | 9.402 | 10.440 |
| Petorca | 7.825 | 6.572 | 7.304 | 14.036 | 7.423 | 11.814 | 9.275 |
| Cabildo | 8.243 | 6.548 | 7.133 | 8.012 | 5.400 | 7.853 | 6.667 |
| Zapallar | 3.395 | 2.970 | 2.725 | 2.716 | 2.421 | 1.753 | 1.385 |
| Papudo | 1.805 | 1.565 | 1.513 | 1.184 | 883 | 940 | 425 |
| Departamento San Felipe | 49.305 | 44.267 | 43.136 | 45.703 | 47.429 | 64.960 | 56.186 |
| San Felipe | 19.066 | 18.155 | 17.785 | 18.064 | 19.907 | 23.108 | 22.692 |
| Panquehue | 4.205 | 3.149 | 3.325 | 3.517 | 3.843 | 4.314 | 3.845 |
| Catemu | 7.779 | 7.078 | 6.753 | 7.685 | 5.898 | 6.623 | 6.784 |
| Pucando | 11.184 | 9.579 | 9.683 | 10.769 | 11.524 | 23.652 | 15.733 |
| Santa María | 6.477 | 5.706 | 5.590 | 5.678 | 6.257 | 7.263 | 7.132 |
| Departamento Los Andes | 34.747 | 30.755 | 29.108 | 30.773 | 26.806 | 32.393 | 30.801 |
| Los Andes | 17.964 | 15.893 | 15.152 | 15.464 | 12.466 | 14.416 | 12.037 |
| Callo Larga | 5.251 | 5.242 | 5.136 | 6.217 | 6.601 | 8.435 | 9.327 |
| Rinconada | 3.591 | 2.948 | 2.456 | 2.600 | 2.506 | 3.490 | 4.384 |
| San Esteban | 7.941 | 6.672 | 6.361 | 6.492 | 5.233 | 6.052 | 5.053 |
| PROVINCIA VALPARAISO | 425.065 | 360.490 | 321.270 | 282.582 | 221.871 | 204.573 | 180.143 |
| Departamento Quillota | 81.217 | 66.630 | 56.946 | 53.193 | 48.278 | 58.546 | 46.955 |
| Quillota | 24.891 | 21.083 | 18.644 | 17.475 | 16.283 | 15.501 | 15.776 |
| Quintero | 10.196 | 8.940 | 6.919 | 7.865 | 6.573 | 8.064 | 7.000 |
| Nozaltes | 12.598 | 8.399 | 7.302 | 6.397 | 6.341 | 7.280 | 7.700 |
| Hijuelas | 4.964 | 4.444 | 3.698 | 3.843 | 5.170 | 4.498 | 3.169 |
| Llay-Llay | 9.245 | 8.205 | 7.341 | 6.356 | 5.486 | 5.128 | 5.530 |
| Calera | 13.303 | 10.034 | 8.196 | 6.769 | 4.356 | 4.197 | 3.811 |
| La Cruz | 6.020 | 5.525 | 4.846 | 4.498 | 4.070 | 3.878 | 3.919 |
| Departamento Valparaíso | 343.848 | 293.860 | 264.324 | 229.389 | 173.593 | 156.027 | 133.186 |
| Valparaíso | 215.614 | 106.025 | 184.430 | 164.689 | 127.271 | 109.584 | 98.994 |
| Viña del Mar | 70.013 | 52.880 | 42.630 | 28.502 | 12.772 | 5.563 | 2.094 |
| Limache | 19.969 | 15.679 | 14.367 | 14.700 | 13.994 | 21.361 | 14.673 |
| Quilpué | 15.475 | 10.678 | 7.246 | 5.938 | 4.875 | 3.923 | 3.103 |
| Casablanca | 13.889 | 11.638 | 10.857 | 11.543 | 11.339 | 12.650 | 12.052 |
| Villa Alemana | 8.888 | 6.960 | 4.794 | 4.017 | 3.344 | 2.940 | 2.273 |
| PROVINCIA SANTIAGO | 1.261.717 | 967.603 | 718.211 | 547.428 | 442.536 | 359.760 | 312.910 |
| Departamento Santiago | 1.100.725 | 836.928 | 604.598 | 444.614 | 351.425 | 272.524 | 230.251 |
| Santiago | 639.546 | 542.432 | 427.858 | 322.238 | 249.893 | 177.271 | 143.680 |
| Conchalí | 35.737 | 20.817 | 11.951 | 8.997 | 4.043 | 2.233 | 2.002 |
| Providencia | 51.871 | 34.305 | 18.709 | 8.920 | 9.930 | 11.408 | 8.006 |
| Ñuñoa | 62.370 | 38.109 | 24.174 | 16.154 | 11.430 | 10.427 | 8.903 |
| San Miguel | 63.463 | 35.923 | 13.234 | 7.256 | 5.627 | 4.631 | 3.879 |
| Maipú | 12.003 | 8.509 | 6.619 | 5.685 | 5.047 | 3.870 | 3.332 |
| Quinta Normal | 64.607 | 40.448 | 19.711 | 6.932 | 2.736 | 2.233 | 2.553 |
| Renca | 16.262 | 11.442 | 6.625 | 4.955 | 3.846 | 3.157 | 3.248 |
| Quilicura | 3.178 | 2.862 | 3.368 | 2.478 | 1.756 | 2.095 | 2.607 |
| Tiltil | 5.250 | 4.580 | 4.373 | 4.560 | 3.768 | 4.777 | 3.970 |
| Colina | 9.273 | 6.569 | 6.639 | 7.456 | 6.727 | 7.572 | 6.928 |
| Lampa | 4.272 | 3.779 | 3.564 | 2.782 | 3.043 | 3.574 | 2.981 |
| Barrancas | 0.264 | 6.111 | 4.760 | 5.092 | 4.054 | 3.403 | 3.279 |
| Cisterna | 22.407 | 13.272 | 6.354 | 4.926 | 3.854 | 2.097 | 1.936 |
| La Granja | 4.716 | 2.021 | 964 | 750 | 587 | 319 | 295 |
| Fuente Alto | 20.009 | 8.873 | 5.836 | 5.688 | 4.662 | 4.212 | 3.812 |
| San José de Maipo | 8.370 | 6.290 | 5.271 | 4.623 | 3.947 | 4.290 | 3.402 |
| Peñalón | 12.719 | 10.037 | 8.516 | 6.876 | 6.615 | 5.878 | 6.477 |
| Tegayote | 13.750 | 10.056 | 8.608 | 7.069 | 6.229 | 5.488 | 6.593 |
| Isla de Maipo | 5.580 | 4.758 | 2.797 | 2.712 | 3.005 | 3.399 | 2.902 |
| Curacavín | 6.882 | 6.869 | 4.965 | 4.942 | 4.715 | 4.813 | 3.560 |
| Las Condes | 15.293 | 8.109 | 4.422 | 2.108 | 2.347 | 2.607 | 1.892 |
| La Florida | 4.685 | 3.009 | 1.860 | 1.243 | 879 | 802 | 692 |
| Pirque | 6.518 | 4.718 | 3.132 | 3.175 | 2.645 | 2.388 | 2.170 |
| Departamento Melipilla | 56.696 | 46.948 | 45.484 | 42.579 | 38.152 | 35.753 | 36.294 |
| Melipilla | 30.371 | 26.219 | 24.400 | 22.456 | 18.985 | 16.505 | 17.573 |
| El Monte | 8.206 | 6.427 | 7.706 | 6.498 | 5.259 | 4.997 | 5.985 |
| San Pedro | 8.047 | 6.689 | 6.338 | 6.320 | 7.142 | 7.412 | 6.647 |
| Ahué | 5.306 | 3.834 | 3.817 | 4.260 | 4.073 | 4.253 | 3.870 |
| María Pinto | 4.760 | 3.788 | 3.223 | 3.045 | 2.688 | 2.406 | 2.319 |

| provincias, Departamentos y comunas | 1940 | 1930 | 1920 | 1907 | 1895 | 1885 | 1875 |
|-------------------------------------|----------------|----------------|----------------|----------------|----------------|----------------|----------------|
| Departamento San Antonio | 33.687 | 26.007 | 18.580 | 13.991 | 13.754 | 12.703 | 13.191 |
| San Antonio | 27.314 | 21.064 | 14.089 | 10.670 | 10.554 | 9.519 | 10.152 |
| Cartagena | 6.373 | 4.943 | 4.491 | 3.321 | 3.200 | 3.184 | 3.039 |
| Departamento San Bernardo | 35.456 | 27.534 | 20.978 | 19.477 | 15.869 | 12.636 | 12.885 |
| San Bernardo | 30.345 | 23.029 | 17.452 | 12.688 | 13.187 | 10.438 | 10.503 |
| Calera de Tango | 5.111 | 4.505 | 3.526 | 2.789 | 2.682 | 2.198 | 2.292 |
| Departamento Maipo | 35.153 | 30.186 | 28.571 | 26.767 | 23.336 | 26.144 | 20.289 |
| Buín | 18.702 | 16.099 | 13.175 | 12.365 | 11.550 | 13.139 | 9.738 |
| Paine | 16.451 | 14.087 | 15.396 | 14.402 | 11.786 | 13.005 | 10.551 |
| PROVINCIA O'HIGGINS | 200.297 | 170.536 | 158.783 | 134.257 | 132.800 | 132.111 | 125.994 |
| Departamento Rancagua | 97.631 | 80.777 | 71.079 | 49.364 | 46.101 | 45.371 | 42.960 |
| Rancagua | 38.423 | 30.371 | 25.200 | 16.616 | 12.618 | 11.925 | 10.928 |
| Machali | 23.352 | 18.556 | 16.333 | 4.859 | 4.570 | 5.082 | 4.351 |
| Graneros | 12.794 | 11.102 | 9.904 | 8.111 | 8.551 | 8.482 | 7.146 |
| Mostazal | 7.995 | 7.097 | 6.245 | 6.232 | 5.679 | 5.094 | 5.715 |
| Doñihue | 6.246 | 5.701 | 5.187 | 5.358 | 5.888 | 5.254 | 5.284 |
| Coltauco | 8.821 | 7.950 | 8.150 | 8.158 | 8.795 | 9.534 | 9.536 |
| Departamento Cachapoal | 18.672 | 15.106 | 14.343 | 11.862 | 11.869 | 12.159 | 9.302 |
| Peumo | 8.700 | 6.916 | 6.807 | 6.125 | 6.042 | 5.999 | 4.622 |
| Las Cabras | 9.972 | 8.190 | 7.536 | 5.737 | 5.827 | 6.160 | 4.680 |
| Departamento San Vicente | 32.492 | 27.574 | 25.281 | 26.120 | 25.804 | 25.436 | 26.328 |
| San Vicente | 22.782 | 19.415 | 17.492 | 19.185 | 17.970 | 17.901 | 18.413 |
| Pichidegua | 9.710 | 8.159 | 7.789 | 6.935 | 7.834 | 7.535 | 7.915 |
| Departamento Cauquicán | 51.502 | 47.079 | 48.080 | 46.911 | 49.026 | 49.145 | 47.404 |
| Rengo | 20.850 | 18.841 | 19.193 | 19.050 | 19.200 | 19.034 | 18.000 |
| Raquínoa | 9.348 | 8.323 | 8.213 | 7.090 | 6.513 | 5.781 | 6.601 |
| Olivar | 3.815 | 3.437 | 3.345 | 3.470 | 4.049 | 4.590 | 4.058 |
| Maitoa | 8.313 | 8.427 | 9.289 | 9.165 | 10.415 | 10.441 | 10.244 |
| Cuñco | 4.034 | 3.581 | 3.486 | 3.616 | 4.219 | 4.783 | 4.227 |
| Quinta de Tilcoco | 5.142 | 4.470 | 4.554 | 4.520 | 4.570 | 4.510 | 4.271 |
| PROVINCIA COLCHAGUA | 138.036 | 126.408 | 126.916 | 120.616 | 118.181 | 118.048 | 109.052 |
| Departamento Santa Cruz | 79.894 | 74.648 | 80.932 | 75.832 | 75.992 | 77.047 | 70.965 |
| Santa Cruz | 19.609 | 17.710 | 20.130 | 17.978 | 18.883 | 19.385 | 18.024 |
| Palmita | 10.777 | 9.066 | 8.004 | 7.416 | 7.430 | 6.203 | 5.782 |
| Perdillo | 6.520 | 5.738 | 5.665 | 4.114 | 3.000 | 2.807 | 2.098 |
| Marechal | 4.017 | 3.858 | 4.589 | 4.612 | 4.760 | 4.584 | 1.231 |
| Rosario | 2.479 | 3.100 | 4.224 | 3.530 | 3.801 | 4.132 | 3.850 |
| Pichilemu | 6.570 | 6.929 | 7.424 | 7.787 | 6.930 | 6.957 | 5.500 |
| Punatque | 3.717 | 3.417 | 3.251 | 3.545 | 3.452 | 4.497 | 3.902 |
| Chépica | 9.382 | 9.040 | 9.164 | 9.358 | 9.581 | 8.306 | 9.286 |
| Paradónes | 6.359 | 6.200 | 5.929 | 6.615 | 6.922 | 8.155 | 7.059 |
| La Estrella | 3.016 | 3.375 | 3.997 | 4.034 | 4.165 | 4.011 | 3.701 |
| Navidad | 6.788 | 6.125 | 8.575 | 6.843 | 7.368 | 8.010 | 7.463 |
| Departamento San Fernando | 58.142 | 51.790 | 45.984 | 44.784 | 42.189 | 41.601 | 38.087 |
| San Fernando | 28.723 | 24.085 | 22.735 | 21.298 | 19.654 | 20.020 | 18.646 |
| Chimbarongo | 14.636 | 13.282 | 10.641 | 11.381 | 10.850 | 9.519 | 8.395 |
| Nancagua | 9.214 | 8.563 | 7.763 | 7.567 | 7.497 | 7.196 | 7.073 |
| Placilla | 5.569 | 5.260 | 4.845 | 4.538 | 4.188 | 4.206 | 3.973 |
| PROVINCIA CURICO | 81.185 | 75.035 | 73.896 | 72.188 | 67.315 | 62.538 | 57.638 |
| Departamento Curicó | 64.263 | 58.613 | 56.754 | 55.235 | 48.156 | 42.313 | 41.660 |
| Curicó | 35.270 | 32.125 | 29.716 | 30.533 | 26.151 | 22.968 | 23.003 |
| Romeral | 8.517 | 7.498 | 7.405 | 7.390 | 7.275 | 5.861 | 5.432 |
| Teno | 14.592 | 13.160 | 14.872 | 12.313 | 10.286 | 8.819 | 8.482 |
| Rauco | 5.884 | 5.830 | 4.981 | 4.999 | 4.444 | 4.865 | 4.743 |
| Departamento Mutaquillo | 16.922 | 16.422 | 15.942 | 16.953 | 19.159 | 20.225 | 15.978 |
| Licantén | 6.281 | 6.053 | 6.202 | 6.415 | 7.246 | 7.525 | 6.018 |
| Yichuquén | 4.125 | 4.676 | 4.590 | 5.725 | 6.446 | 6.136 | 5.241 |
| Hualahé | 6.516 | 5.693 | 6.144 | 4.813 | 5.467 | 6.564 | 4.710 |
| PROVINCIA TALCA | 157.141 | 142.219 | 126.912 | 125.524 | 118.854 | 123.127 | 101.006 |
| Departamento Talca | 109.919 | 100.772 | 86.335 | 83.901 | 80.783 | 73.036 | 66.141 |
| Talca | 56.735 | 51.956 | 43.052 | 42.374 | 37.642 | 28.184 | 24.336 |
| San Clemente | 14.478 | 11.855 | 11.738 | 9.140 | 8.607 | 7.807 | 6.455 |
| Pelarco | 11.191 | 8.747 | 8.430 | 8.074 | 8.715 | 8.915 | 8.381 |
| Río Claro | 7.791 | 6.899 | 5.934 | 5.500 | 4.720 | 5.089 | 4.232 |
| Pencahue | 8.174 | 7.548 | 7.688 | 8.510 | 10.405 | 12.455 | 11.624 |
| Maulé | 11.550 | 10.707 | 9.493 | 10.303 | 10.688 | 10.536 | 11.113 |
| Departamento Lontué | 33.508 | 27.906 | 25.928 | 25.299 | 22.187 | 32.124 | 19.791 |
| Molina | 22.149 | 18.442 | 16.327 | 16.228 | 13.254 | 17.027 | 11.515 |
| Valdivia de Lontué | 11.359 | 9.464 | 9.601 | 9.071 | 8.933 | 15.094 | 8.276 |
| Departamento Curepto | 13.714 | 13.541 | 13.749 | 14.324 | 15.884 | 17.970 | 15.074 |
| Curepto | 13.714 | 13.541 | 13.749 | 14.324 | 15.884 | 17.970 | 15.074 |
| PROVINCIA MAULE | 70.497 | 74.383 | 84.224 | 81.714 | 91.142 | 92.029 | 88.910 |
| Departamento Constitución | 26.403 | 29.607 | 31.482 | 33.332 | 40.523 | 42.690 | 41.516 |
| Constitución | 17.881 | 20.052 | 20.882 | 22.747 | 28.094 | 29.388 | 27.594 |
| Empedrado | 8.522 | 9.555 | 10.600 | 10.585 | 12.429 | 13.302 | 13.922 |
| Departamento Chanco | 10.978 | 12.176 | 17.932 | 15.847 | 15.932 | 16.125 | 13.986 |
| Chanco | 10.978 | 12.176 | 17.932 | 15.847 | 15.932 | 16.125 | 13.986 |
| Departamento Cauquenes | 33.116 | 32.600 | 34.810 | 32.535 | 34.687 | 33.214 | 33.408 |
| Cauquenes | 33.116 | 32.600 | 34.810 | 32.535 | 34.687 | 33.214 | 33.408 |

| Provincias, Departamentos y Comunas | 1910 | 1930 | 1920 | 1907 | 1895 | 1885 | 1875 |
|-------------------------------------|----------------|----------------|----------------|----------------|----------------|----------------|----------------|
| PROVINCIA LINARES | 134.968 | 123.085 | 118.931 | 108.963 | 101.621 | 110.562 | 118.661 |
| Departamento Loncomilla | 30.884 | 30.352 | 28.098 | 26.149 | 25.593 | 33.950 | 31.689 |
| San Javier | 19.758 | 19.074 | 17.075 | 16.966 | 17.034 | 23.749 | 22.168 |
| Villa Alegre | 11.096 | 11.278 | 11.023 | 9.183 | 8.559 | 10.201 | 9.521 |
| Departamento Linares | 67.328 | 59.222 | 55.453 | 51.736 | 46.309 | 44.857 | 53.319 |
| Linares | 36.403 | 32.170 | 29.602 | 27.411 | 24.201 | 23.532 | 27.060 |
| Yerbas Buenas | 8.028 | 6.311 | 6.243 | 6.364 | 6.021 | 5.832 | 6.932 |
| Colbún | 9.252 | 8.204 | 7.947 | 7.278 | 6.520 | 6.323 | 7.517 |
| Longaví | 13.645 | 12.537 | 11.571 | 10.683 | 9.468 | 9.170 | 10.000 |
| Departamento Parral | 36.756 | 33.511 | 35.380 | 31.078 | 29.715 | 31.695 | 33.654 |
| Parral | 21.349 | 19.256 | 20.702 | 18.374 | 18.041 | 18.527 | 17.938 |
| Retiro | 15.407 | 14.255 | 14.678 | 12.704 | 11.674 | 13.168 | 15.710 |
| PROVINCIA ÑUBLE | 243.185 | 231.890 | 224.981 | 219.426 | 208.221 | 211.137 | 192.282 |
| Departamento Itata | 33.932 | 35.911 | 38.418 | 38.455 | 39.902 | 43.516 | 40.146 |
| Quirihue | 10.837 | 11.613 | 12.924 | 13.157 | 13.521 | 15.064 | 16.360 |
| Portezuelo | 10.612 | 10.518 | 10.204 | 9.971 | 10.086 | 10.481 | 9.270 |
| Ninhue | 6.813 | 6.420 | 7.001 | 6.590 | 6.670 | 7.081 | 6.096 |
| Cobquecura | 5.670 | 7.360 | 8.289 | 8.737 | 9.625 | 10.887 | 10.481 |
| Departamento San Carlos | 50.236 | 47.214 | 45.914 | 45.762 | 40.425 | 39.286 | 39.830 |
| San Carlos | 22.282 | 20.903 | 19.909 | 19.943 | 15.752 | 14.893 | 15.142 |
| Niquén | 13.092 | 11.955 | 11.730 | 10.961 | 10.083 | 9.878 | 10.825 |
| San Fabián | 6.463 | 6.318 | 6.326 | 7.371 | 6.696 | 6.734 | 6.372 |
| San Nicolás | 8.399 | 8.038 | 7.949 | 7.487 | 7.891 | 7.775 | 8.491 |
| Departamento Chillán | 86.158 | 81.230 | 74.612 | 71.246 | 67.089 | 60.767 | 55.425 |
| Chillán | 61.535 | 56.974 | 51.030 | 44.847 | 39.045 | 34.839 | 30.862 |
| Pinto | 7.848 | 7.570 | 7.656 | 8.148 | 8.595 | 8.662 | 8.822 |
| Coihueco | 16.775 | 16.686 | 15.926 | 18.251 | 19.440 | 17.246 | 18.741 |
| Departamento Bulnes | 34.828 | 33.004 | 31.419 | 30.769 | 29.784 | 30.150 | 27.876 |
| Bulnes | 13.154 | 12.887 | 12.336 | 11.331 | 10.516 | 9.785 | 8.815 |
| San Ignacio | 12.112 | 10.699 | 10.168 | 10.820 | 9.647 | 8.688 | 9.699 |
| Quillón | 9.562 | 9.418 | 8.915 | 8.618 | 9.621 | 11.677 | 9.662 |
| Departamento Yungay | 38.031 | 34.531 | 34.618 | 33.194 | 31.021 | 37.424 | 29.005 |
| Yungay | 10.280 | 9.382 | 10.263 | 9.693 | 9.654 | 11.583 | 7.210 |
| Pemuco | 7.081 | 6.569 | 7.511 | 6.104 | 4.871 | 8.036 | 5.395 |
| El Carmen | 11.080 | 9.790 | 9.663 | 10.887 | 10.361 | 11.320 | 9.595 |
| Tucapel | 9.590 | 8.820 | 7.181 | 6.530 | 6.105 | 6.485 | 6.703 |
| PROVINCIA CONCEPCION | 308.241 | 267.823 | 228.832 | 199.812 | 170.657 | 163.304 | 133.884 |
| Departamento Tomé | 34.455 | 28.407 | 26.411 | 24.822 | 27.942 | 32.945 | 28.177 |
| Tomé | 20.732 | 16.416 | 14.901 | 13.250 | 15.640 | 18.894 | 15.748 |
| Coctemau | 13.723 | 11.991 | 11.510 | 11.572 | 12.302 | 14.051 | 12.420 |
| Departamento Talcahuano | 41.536 | 38.127 | 30.098 | 25.641 | 12.285 | 6.716 | 4.792 |
| Talcahuano | 41.536 | 38.127 | 30.098 | 25.641 | 12.285 | 6.716 | 4.702 |
| Departamento Concepción | 121.597 | 106.107 | 90.817 | 80.303 | 64.975 | 52.762 | 42.782 |
| Concepción | 92.364 | 80.597 | 67.064 | 57.155 | 41.208 | 26.165 | 19.740 |
| Penco | 15.244 | 11.189 | 10.013 | 9.408 | 7.978 | 7.517 | 5.420 |
| Hualqui | 5.857 | 5.814 | 5.585 | 5.822 | 6.564 | 6.620 | 6.000 |
| Florida | 8.132 | 8.507 | 8.155 | 7.923 | 9.225 | 12.460 | 11.022 |
| Departamento Coronel | 71.613 | 58.089 | 47.484 | 38.342 | 33.861 | 31.564 | 30.968 |
| Coronel | 28.027 | 20.632 | 19.962 | 16.950 | 12.847 | 10.520 | 14.509 |
| Lota | 34.445 | 27.736 | 17.981 | 12.509 | 12.110 | 12.855 | 9.559 |
| Santa Juana | 9.141 | 9.721 | 9.541 | 8.877 | 8.904 | 8.129 | 6.840 |
| Departamento Yumbel | 39.040 | 37.093 | 34.022 | 30.704 | 31.594 | 39.377 | 27.225 |
| Yumbel | 14.209 | 12.475 | 10.789 | 9.326 | 8.629 | 8.753 | 6.322 |
| Cabrero | 10.561 | 9.842 | 8.441 | 7.611 | 7.351 | 6.044 | 6.278 |
| San Rosendo | 14.270 | 14.776 | 14.792 | 13.767 | 15.614 | 24.580 | 14.625 |
| PROVINCIA ARAUCO | 66.107 | 61.074 | 61.652 | 62.728 | 60.327 | 70.056 | 45.151 |
| Departamento Arauco | 28.153 | 22.958 | 30.142 | 30.184 | 29.003 | 29.112 | 19.620 |
| Arauco | 15.127 | 14.431 | 13.410 | 15.754 | 18.155 | 21.873 | 15.320 |
| Curanilahue | 13.026 | 8.527 | 16.732 | 14.430 | 10.848 | 7.539 | 4.300 |
| Departamento Lebu | 14.279 | 14.751 | 15.428 | 17.010 | 16.038 | 17.217 | 14.520 |
| Lebu | 8.239 | 9.898 | 10.352 | 11.414 | 10.762 | 11.553 | 9.743 |
| Los Alamos | 6.040 | 4.853 | 5.076 | 5.596 | 5.276 | 5.604 | 4.777 |
| Departamento Cañete | 23.673 | 23.365 | 16.082 | 15.534 | 15.286 | 23.727 | 11.011 |
| Cañete | 9.235 | 8.553 | 6.562 | 6.927 | 6.862 | 13.880 | 7.112 |
| Contulmo | 14.440 | 14.812 | 9.520 | 8.607 | 8.424 | 9.847 | 3.899 |
| PROVINCIA BIO-BIO | 127.312 | 113.988 | 105.216 | 97.324 | 88.061 | 100.463 | 76.519 |
| Departamento La Laja | 84.931 | 73.758 | 64.940 | 59.795 | 53.686 | 52.868 | 45.527 |
| Los Angeles | 52.259 | 42.547 | 35.525 | 32.140 | 26.595 | 26.239 | 22.160 |
| Santa Bárbara | 13.727 | 12.958 | 12.395 | 12.519 | 11.556 | 13.137 | 8.880 |
| Laja | 8.411 | 7.965 | 7.529 | 6.484 | 6.528 | 6.007 | 6.831 |
| Quilico | 10.534 | 10.258 | 9.491 | 8.652 | 9.007 | 7.435 | 7.950 |
| Departamento Nacimiento | 18.002 | 17.011 | 17.079 | 16.509 | 16.284 | 15.685 | 14.192 |
| Nacimiento | 13.869 | 13.390 | 13.431 | 12.978 | 12.803 | 12.326 | 11.145 |
| Negrete | 4.133 | 3.631 | 3.648 | 3.531 | 3.481 | 3.359 | 3.047 |
| Departamento Mulchén | 24.379 | 23.219 | 23.197 | 21.020 | 18.091 | 31.910 | 16.800 |
| Mulchén | 18.797 | 16.882 | 17.544 | 16.472 | 13.983 | 26.590 | 11.937 |
| Quilaco | 5.582 | 6.337 | 5.653 | 4.548 | 4.108 | 5.320 | 4.863 |

| Provincias, Departamentos y Comunas | 1940 | 1930 | 1920 | 1907 | 1895 | 1885 | 1875 |
|-------------------------------------|----------------|----------------|----------------|----------------|---------------|---------------|---------------|
| PROVINCIA MALLECO..... | 154.174 | 135.825 | 121.006 | 109.610 | 95.103 | 57.049 | 20.456 |
| Departamento Angol..... | 52.535 | 46.027 | 38.888 | 32.652 | 26.393 | 21.284 | 13.093 |
| Angol..... | 25.452 | 21.034 | 16.700 | 14.219 | 12.647 | 10.960 | 7.989 |
| Purén..... | 12.078 | 11.434 | 9.327 | 8.264 | 4.968 | 2.545 | 1.906 |
| Los Sauces..... | 10.052 | 8.750 | 8.932 | 6.918 | 5.887 | 5.273 | 1.396 |
| Renaico..... | 4.953 | 4.809 | 3.839 | 3.251 | 2.891 | 2.506 | 1.822 |
| Departamento Collipulli..... | 21.983 | 21.271 | 20.845 | 19.569 | 22.815 | 22.039 | 5.839 |
| Collipulli..... | 13.847 | 13.544 | 12.484 | 11.714 | 12.284 | 15.889 | 5.839 |
| Ercilla..... | 8.136 | 7.727 | 8.361 | 7.855 | 10.531 | 6.050 | — |
| Departamento Traiguén..... | 36.281 | 31.870 | 28.075 | 24.938 | 21.300 | 13.726 | 1.524 |
| Traiguén..... | 19.638 | 17.832 | 17.000 | 15.328 | 15.357 | 10.324 | 315 |
| Lumaco..... | 16.643 | 14.038 | 11.075 | 9.610 | 5.943 | 3.402 | 1.209 |
| Departamento Victoria..... | 43.375 | 36.657 | 33.198 | 32.451 | 24.595 | — | — |
| Victoria..... | 21.985 | 21.509 | 20.471 | 23.416 | 19.787 | — | — |
| Curacautín..... | 14.715 | 10.313 | 9.606 | 5.704 | 4.183 | — | — |
| Lonquimay..... | 6.675 | 4.835 | 3.121 | 3.331 | 625 | — | — |
| PROVINCIA CAUTIN..... | 374.659 | 315.264 | 251.193 | 177.487 | 89.463 | 52.914 | 6.956 |
| Departamento Lautaro..... | 41.762 | 39.569 | 40.790 | 39.381 | 22.685 | 6.812 | — |
| Lautaro..... | 27.634 | 26.280 | 25.113 | 23.720 | 9.325 | 1.438 | — |
| Galvarino..... | 8.773 | 8.064 | 11.109 | 11.175 | 8.968 | 2.374 | — |
| Perquenco..... | 5.355 | 5.225 | 4.568 | 4.386 | 4.392 | 3.000 | — |
| Departamento Imperial..... | 82.584 | 72.786 | 55.895 | 41.381 | 31.951 | 23.138 | 608 |
| Nueva Imperial..... | 33.361 | 31.550 | 28.140 | 19.581 | 16.665 | 22.615 | 608 |
| Carahue..... | 18.242 | 13.953 | 6.879 | 4.810 | 3.807 | — | — |
| Saavedra..... | 30.981 | 27.283 | 22.876 | 16.991 | 11.479 | 523 | — |
| Departamento Temuco..... | 152.737 | 129.283 | 93.995 | 57.261 | 24.014 | 11.191 | 1.939 |
| Temuco..... | 84.696 | 71.710 | 57.437 | 38.057 | 18.336 | 10.500 | 1.939 |
| Vilcún..... | 17.344 | 13.772 | 10.742 | 3.809 | 1.143 | 691 | — |
| Freire..... | 27.654 | 25.532 | 12.901 | 3.704 | 1.727 | — | — |
| Cunco..... | 23.043 | 18.269 | 12.915 | 11.691 | 2.308 | — | — |
| Departamento Pitrufquén..... | 43.610 | 32.643 | 24.521 | 21.736 | 5.053 | 11.044 | 3.900 |
| Pitrufquén..... | 17.319 | 14.656 | 11.284 | 10.074 | 2.376 | 6.071 | 1.200 |
| Gorbea..... | 17.227 | 11.941 | 10.353 | 9.072 | 1.763 | — | — |
| Toitén..... | 9.064 | 6.046 | 2.884 | 2.590 | 914 | 4.973 | 2.010 |
| Departamento Villarrica..... | 53.966 | 40.983 | 35.992 | 17.827 | 5.760 | 729 | 509 |
| Loncoche..... | 18.223 | 20.447 | 22.301 | 9.768 | 2.419 | 729 | 500 |
| Villarrica..... | 20.842 | 11.598 | 7.732 | 4.551 | 1.887 | — | — |
| Pucón..... | 14.901 | 8.938 | 6.959 | 3.508 | 1.454 | — | — |
| PROVINCIA VALDIVIA..... | 191.642 | 149.029 | 119.023 | 81.398 | 53.212 | 39.165 | 30.525 |
| Departamento Valdivia..... | 126.940 | 98.301 | 76.194 | 48.421 | 32.199 | 20.709 | 17.190 |
| Valdivia..... | 49.481 | 48.018 | 38.440 | 24.703 | 16.360 | 10.340 | 8.711 |
| Corral..... | 8.619 | 5.319 | 3.032 | 2.863 | 1.573 | 1.243 | 1.189 |
| Mariquina..... | 18.734 | 15.556 | 14.874 | 7.487 | 5.078 | 3.683 | 2.474 |
| Lanco..... | 27.488 | 14.670 | 10.769 | 7.765 | 3.718 | 2.155 | 1.782 |
| Los Lagos..... | 22.618 | 14.738 | 9.079 | 5.603 | 5.470 | 3.288 | 3.034 |
| Departamento La Unión..... | 30.315 | 26.883 | 25.128 | 18.950 | 13.477 | 11.714 | 9.080 |
| La Unión..... | 21.164 | 20.453 | 18.887 | 14.278 | 10.031 | 8.729 | 6.717 |
| Paillaco..... | 9.151 | 6.430 | 6.241 | 4.672 | 3.446 | 2.985 | 2.363 |
| Departamento Río Bueno..... | 34.387 | 23.845 | 17.701 | 14.027 | 7.536 | 6.742 | 4.255 |
| Río Bueno..... | 34.387 | 23.845 | 17.701 | 14.027 | 7.536 | 6.742 | 4.255 |
| PROVINCIA OSORNO..... | 107.341 | 87.086 | 66.387 | 52.045 | 39.713 | 30.019 | 22.565 |
| Departamento Osorno..... | 79.618 | 63.481 | 47.488 | 41.820 | 34.420 | 27.046 | 20.312 |
| Osorno..... | 62.106 | 48.750 | 34.507 | 29.099 | 21.874 | 16.815 | 12.566 |
| San Pablo..... | 8.650 | 8.055 | 8.256 | 8.736 | 9.778 | 7.928 | 6.025 |
| Puerto Octay..... | 8.962 | 6.678 | 4.725 | 3.985 | 2.9.8 | 2.303 | 1.721 |
| Departamento Río Negro..... | 27.723 | 23.605 | 18.899 | 10.225 | 5.293 | 2.973 | 2.253 |
| Río Negro..... | 13.667 | 8.638 | 6.914 | 3.741 | 1.936 | 1.088 | 824 |
| Purranque..... | 14.056 | 14.969 | 11.985 | 6.484 | 3.357 | 1.885 | 1.429 |
| PROVINCIA LLANQUIHUE..... | 117.225 | 91.651 | 69.518 | 53.510 | 38.983 | 33.341 | 26.472 |
| Departamento Puerto Varas..... | 38.799 | 26.537 | 19.612 | 10.333 | 6.738 | 4.638 | 2.776 |
| Puerto Varas..... | 10.103 | 16.146 | 11.748 | 6.403 | 4.161 | 2.877 | 1.759 |
| Fresia..... | 12.307 | 4.612 | 3.659 | 1.639 | 1.088 | 731 | 387 |
| Frutillar..... | 10.389 | 5.779 | 4.205 | 2.291 | 1.489 | 1.030 | 630 |
| Departamento Maullín..... | 17.997 | 15.847 | 11.183 | 10.078 | 8.039 | 7.762 | 6.422 |
| Maullín..... | 17.997 | 15.847 | 11.183 | 10.078 | 8.039 | 7.762 | 6.422 |
| Departamento Llanquihue..... | 44.024 | 34.158 | 25.375 | 19.952 | 13.114 | 10.549 | 8.397 |
| Puerto Montt..... | 44.024 | 34.158 | 25.375 | 19.952 | 13.114 | 10.549 | 8.397 |
| Departamento Calbuco..... | 16.405 | 15.109 | 13.348 | 13.147 | 11.092 | 10.392 | 8.877 |
| Calbuco..... | 16.405 | 15.109 | 13.348 | 13.147 | 11.092 | 10.392 | 8.877 |
| PROVINCIA CHILOE..... | 101.706 | 92.944 | 109.989 | 88.197 | 77.369 | 72.869 | 63.991 |
| Departamento Ancud..... | 27.278 | 24.375 | 24.828 | 23.461 | 22.152 | 21.860 | 20.064 |
| Ancud..... | 13.981 | 11.487 | 12.093 | 11.401 | 11.143 | 11.608 | 11.391 |
| Quemohí..... | 6.755 | 6.621 | 6.568 | 6.218 | 5.701 | 5.352 | 4.580 |
| Dalcachhue..... | 6.542 | 6.267 | 6.167 | 5.842 | 5.308 | 4.902 | 4.903 |

| Provincias, Departamentos y Comunas | 1940 | 1930 | 1920 | 1907 | 1895 | 1885 | 1875 |
|--|------------------|------------------|------------------|------------------|------------------|------------------|------------------|
| Departamento Castro | 51.867 | 48.089 | 63.633 | 45.005 | 37.495 | 25.020 | 30.435 |
| Castro | 22.227 | 20.061 | 21.530 | 17.213 | 15.437 | 14.838 | 14.287 |
| Chonchi | 10.596 | 9.505 | 13.335 | 10.971 | 10.051 | 9.853 | 8.583 |
| Quellón | 6.514 | 6.495 | 13.957 | 6.536 | 4.404 | 3.456 | 2.181 |
| Quellón | 7.828 | 6.387 | 7.730 | 4.467 | 2.273 | 1.647 | 863 |
| Puqueldón | 4.902 | 5.041 | 7.072 | 5.818 | 5.330 | 5.226 | 4.541 |
| Departamento Quinchao | 22.561 | 20.480 | 21.528 | 19.641 | 17.722 | 15.989 | 13.492 |
| Achoa | 16.885 | 15.353 | 10.850 | 18.382 | 13.851 | 12.505 | 10.542 |
| Curaco de Vñles | 3.938 | 4.031 | 4.678 | 1.269 | 3.871 | 3.484 | 2.950 |
| Yelcho | 1.738 | 1.096 | — | — | — | — | — |
| PROVINCIA AYSÉN | 17.014 | 8.615 | 1.660 | 187 | — | — | — |
| Departamento Aysén | 17.014 | 8.615 | 1.660 | 187 | — | — | — |
| Aysén | 13.751 | 6.835 | — | — | — | — | — |
| Lago Buenos Aires | 2.596 | 1.211 | — | — | — | — | — |
| Baker | 667 | 569 | — | — | — | — | — |
| PROVINCIA MAGALLANES | 48.813 | 37.913 | 28.960 | 17.143 | 5.170 | 2.085 | 1.144 |
| Departamento U. Esperanza | 8.174 | 5.639 | 2.749 | 392 | — | — | — |
| Natales | 7.505 | 4.987 | — | — | — | — | — |
| Cerro Castillo | 669 | 652 | — | — | — | — | — |
| Departamento Magallanes | 35.819 | 28.999 | 23.437 | 14.941 | — | — | — |
| Magallanes | 33.134 | 26.888 | — | — | — | — | — |
| Río Verde | 836 | 508 | — | — | — | — | — |
| San Gregorio | 1.075 | 998 | — | — | — | — | — |
| Río Chico | 774 | 605 | — | — | — | — | — |
| Departamento T. del Fuego | 4.820 | 3.275 | 2.774 | 1.810 | — | — | — |
| Porvenir | 2.844 | 1.793 | — | — | — | — | — |
| Primavera | 866 | 522 | — | — | — | — | — |
| Bahía Inútil | 1.185 | 555 | — | — | — | — | — |
| Navarino | 225 | 305 | — | — | — | — | — |
| REPUBLICA | 5.023.539 | 4.287.445 | 3.731.572 | 3.231.496 | 2.695.911 | 2.507.380 | 2.075.971 |

7

Población por provincias, departamentos y comunas según Censo de 1940

| PROVINCIAS, DEPARTAMENTOS Y COMUNAS | Total habitantes | PROVINCIAS, DEPARTAMENTOS Y COMUNAS | Total habitantes | PROVINCIAS, DEPARTAMENTOS Y COMUNAS | Total habitantes | PROVINCIAS, DEPARTAMENTOS Y COMUNAS | Total habitantes |
|-------------------------------------|------------------|-------------------------------------|------------------|-------------------------------------|------------------|-------------------------------------|------------------|
| PROV. TARAPACA | 104.097 | Vina del Mar | 70.013 | Dep. Lontué | 33.508 | Dep. Collipulli | 21.983 |
| Dep. Arica | 21.836 | Limache | 19.969 | Molina | 22.149 | Collipulli | 13.847 |
| Arica | 16.027 | Quilpué | 15.475 | Valdivia de Lontué | 11.359 | Ercilla | 8.136 |
| Putre | 1.572 | Casablanca | 13.889 | Dep. Curepto | 13.714 | Dep. Traiguén | 36.281 |
| Codpa | 986 | Villa Alemana | 8.888 | Curepto | 13.714 | Traiguén | 19.638 |
| Belén | 1.278 | PROV. SANTIAGO | 1.261.717 | PROV. MAULE | 70.497 | Lumaco | 18.643 |
| General Lagos | 1.378 | Dep. Santiago | 1.100.735 | Dep. Constitución | 26.403 | Dep. Victoria | 43.375 |
| Dep. Pisagua | 4.957 | Santiago | 639.546 | Constitución | 17.881 | Victoria | 21.985 |
| Pisagua | 2.190 | Conchalí | 35.737 | Empedrado | 8.522 | Curacautín | 14.715 |
| Negreiros | 2.768 | Providencia | 51.671 | Dep. Chanco | 10.978 | Lonquimay | 6.075 |
| Dep. Iquique | 77.364 | Nuñoa | 62.370 | Chanco | 10.978 | PROV. CAUTIN | 374.659 |
| Iquique | 39.282 | San Miguel | 65.463 | Dep. Cauquenes | 33.116 | Dep. Lautaro | 41.762 |
| Huara | 11.257 | Maipú | 12.903 | Cauquenes | 33.116 | Lautaro | 27.634 |
| Poso Almonte | 14.333 | Quinta Normal | 64.607 | PROV. LINARES | 134.968 | Galvarino | 8.773 |
| Lagunas | 12.432 | Renca | 10.262 | Dep. Loncomilla | 30.884 | Perquenco | 6.355 |
| PROV. ANTOFAGAS-TA. | 145.147 | Quilicura | 3.178 | San Javier | 19.788 | Dep. Imperial | 82.584 |
| Dep. Tocopilla | 33.124 | Tiltil | 5.250 | San Javier | 19.788 | Nueva Imperial | 33.361 |
| Tocopilla | 17.287 | Colina | 9.273 | Villa Alegre | 11.096 | Carahue | 18.242 |
| Toco | 15.837 | Lampa | 4.272 | Dep. Linares | 67.328 | Saavedra | 30.931 |
| Dep. Loa | 30.300 | Barrancas | 9.264 | Linares | 36.403 | Dep. Temuco | 152.737 |
| Calama | 30.300 | Cisterna | 22.407 | Linares | 36.403 | Temuco | 84.606 |
| Dep. Antofagasta | 68.958 | La Granja | 4.716 | Yerbas Buenas | 8.028 | Vileún | 17.344 |
| Antofagasta | 51.107 | Puente Alto | 20.069 | Colbún | 9.252 | Freire | 27.651 |
| Agua Blanca | 617 | San José de Maipo | 8.370 | Longavi | 13.645 | Cunco | 23.043 |
| Mejillones | 2.826 | Peñaflo | 12.719 | Dep. Parral | 36.756 | Dep. Pitrufquén | 43.610 |
| Sierra Gorda | 14.408 | Talagante | 13.750 | Parral | 21.349 | Pitrufquén | 17.310 |
| Dep. Taltal | 12.765 | Isla de Maipo | 5.580 | Retiro | 15.407 | Gorbea | 17.227 |
| Taltal | 9.224 | Curacaví | 6.852 | PROV. ÑUBLE | 243.185 | Toltén | 9.064 |
| Catalina | 3.541 | Las Condes | 15.293 | Dep. Itata | 33.932 | Dep. Villarrica | 53.966 |
| PROV. ATACAMA | 84.312 | La Florida | 4.655 | Quirihue | 10.837 | Loncoche | 18.223 |
| Dep. Chañaral | 23.904 | Pirque | 6.518 | Portezuelo | 10.612 | Villarrica | 20.842 |
| Chañaral | 23.904 | Dep. Melipilla | 56.696 | Ninhue | 6.813 | Pucón | 14.901 |
| Dep. Copiapó | 28.657 | Melipilla | 30.371 | Cobquecura | 5.670 | PROV. VALDIVIA | 191.642 |
| Copiapó | 21.731 | El Monte | 8.206 | Dep. San Carlos | 50.236 | Dep. Valdivia | 126.940 |
| Caldera | 2.078 | San Pedro | 8.047 | San Carlos | 22.282 | Valdivia | 49.181 |
| Tierra Amarilla | 4.848 | Alhué | 5.306 | Niquén | 13.092 | Corral | 8.619 |
| Dep. Huasco | 22.374 | María Pinto | 4.766 | San Fabián | 6.463 | Mariquina | 18.734 |
| Valtarnar | 22.374 | Dep. San Antonio | 33.687 | San Nicolás | 8.399 | Lanco | 27.486 |
| Dep. Freirina | 9.377 | San Antonio | 27.314 | Dep. Chillán | 86.158 | San Lagos | 22.618 |
| Freirina | 6.149 | Cartagena | 6.373 | Chillán | 61.535 | Dep. La Unión | 30.315 |
| Huasco | 3.228 | Dep. San Bernardo | 35.456 | Pinto | 7.848 | La Unión | 21.164 |
| PROV. COQUIMBO | 245.609 | Calera de Tango | 5.111 | Colhueco | 16.775 | Paillico | 9.151 |
| Dep. La Serena | 42.011 | Dep. Maipo | 35.153 | Dep. Bulnes | 34.828 | Dep. Río Bueno | 34.387 |
| La Serena | 35.055 | Buin | 18.702 | Bulnes | 13.154 | Río Bueno | 34.387 |
| La Higuera | 6.956 | Paine | 16.451 | San Ignacio | 12.112 | PROV. OSORNO | 107.341 |
| Dep. Elqui | 16.150 | PROV. O'HIGGINS | 200.297 | Quillón | 9.562 | Dep. Osorno | 79.618 |
| Vicuña | 10.027 | Dep. Rancagua | 97.631 | Dep. Yungay | 38.031 | Osorno | 62.190 |
| Paihuano | 6.123 | Rancagua | 38.423 | Yungay | 10.280 | San Pablo | 8.650 |
| Dep. Coquimbo | 37.440 | Machali | 23.352 | Femuco | 7.081 | Puerto Octay | 8.902 |
| Coquimbo | 24.359 | Graneros | 12.794 | El Carmen | 11.080 | Dep. Río Negro | 27.723 |
| Andacollo | 13.081 | Mostaza | 7.995 | Tucapel | 9.590 | Río Negro | 13.687 |
| Dep. Ovalle | 77.772 | Dolihue | 6.245 | PROV. CONCEPCION | 308.241 | Purraque | 14.050 |
| Ovalle | 32.656 | Coltauco | 8.821 | Dep. Tomé | 34.455 | PROV. LLANQUIHUE | 117.225 |
| Monte Patria | 17.621 | Dep. Cachapoal | 18.672 | Tomé | 20.732 | Dep. Puerto Varas | 38.799 |
| Punitaqui | 20.967 | Peumo | 8.700 | Colemu | 13.723 | Puerto Varas | 16.103 |
| Samo Alto | 6.528 | Las Cabras | 9.972 | Dep. Talcahuano | 41.536 | Fresia | 12.307 |
| Dep. Combarbalá | 19.527 | Dep. San Vicente | 32.492 | Talcahuano | 41.536 | Frutillar | 10.389 |
| Combarbalá | 19.527 | San Vicente | 22.782 | Dep. Concepción | 121.597 | Dep. Mautliñ | 17.997 |
| Dep. Illapel | 52.709 | Pichidegua | 9.710 | Concepción | 92.364 | Mautliñ | 17.997 |
| Illapel | 16.653 | Dep. Colchagua | 138.036 | Penas | 15.244 | Dep. Llanquihue | 44.024 |
| Mincha | 11.371 | Dep. Santa Cruz | 79.894 | Hualqui | 5.857 | Puerto Montt | 44.021 |
| Salamanca | 15.515 | Santa Cruz | 19.069 | Florida | 8.132 | Dep. Calbuco | 16.405 |
| Los Vilos | 9.170 | Palmilla | 10.777 | Coronel | 28.027 | Calbuco | 16.405 |
| PROV. ACONCAGUA | 118.049 | Peralillo | 6.520 | Lota | 34.445 | PROV. CHILOE | 101.706 |
| Dep. Petorca | 33.997 | Marchigüe | 4.017 | Santa Juana | 9.141 | Dep. Ancud | 27.278 |
| La Ligua | 12.729 | Rosario | 2.479 | Dep. Yumbel | 39.049 | Ancud | 13.081 |
| Petorca | 7.825 | Pichilemu | 6.570 | Yumbel | 14.209 | Quemchi | 9.755 |
| Cabildo | 8.243 | Pumanque | 3.717 | Cabrero | 10.561 | Dalcahue | 6.542 |
| Zapallar | 3.395 | Chépica | 9.382 | PROV. ARAUCO | 66.107 | Dep. Castro | 51.867 |
| Papudo | 1.805 | Paredones | 6.359 | Dep. Arauco | 28.153 | Castro | 22.227 |
| Dep. San Felipe | 49.305 | La Estrella | 3.618 | Arauco | 15.127 | Chonchi | 19.596 |
| San Felipe | 19.660 | Navidad | 6.783 | Curanilahue | 13.026 | Quellón | 6.514 |
| Panquehue | 4.205 | Dep. San Fernando | 58.142 | Dep. Lebu | 14.279 | Puqueldón | 4.902 |
| Catemu | 7.779 | San Fernando | 28.723 | Lebu | 8.239 | Dep. Quinchao | 22.561 |
| Putendo | 11.184 | Chimbarongo | 14.636 | Los Alamos | 6.040 | Añelo | 16.885 |
| Santa María | 6.477 | Nancagua | 9.214 | Dep. Cañete | 23.675 | Curaco de Veles | 3.938 |
| Dep. Los Andes | 34.747 | Placilla | 5.569 | Cañete | 9.235 | Yelcho | 1.738 |
| Los Andes | 17.961 | PROV. CURICO | 81.185 | Contulmo | 14.440 | PROV. AYSÉN | 17.014 |
| Calle Larga | 5.251 | Dep. Curicó | 64.263 | PROV. BIO-BIO | 127.312 | Dep. Aysén | 17.014 |
| Rinconada | 3.501 | Curicó | 35.270 | Dep. La Laja | 84.931 | Aysén | 13.751 |
| San Esteban | 7.911 | Romeró | 9.517 | Los Angeles | 52.259 | Lago Buenos Aires | 2.596 |
| PROV. VALPARAISO | 425.065 | Teno | 14.500 | Santa Bárbara | 13.727 | Baker | 667 |
| Dep. Quillota | 81.217 | Rauco | 5.884 | Laja | 8.411 | PROV. MAGALLANES | 48.813 |
| Quillota | 24.891 | Dep. Mataquito | 16.922 | Quillico | 10.534 | Dep. U. Esperanza | 8.174 |
| Quinteros | 10.196 | Licantén | 6.281 | Dep. Nacimiento | 18.002 | Natales | 7.505 |
| Nogales | 12.598 | Vichuquén | 4.125 | Nacimiento | 13.869 | Cerro Castillo | 669 |
| Hijuelas | 4.964 | Hualañé | 6.516 | Negrete | 4.133 | Dep. Magallanes | 35.819 |
| Llay-Llay | 9.215 | PROV. TALCA | 157.141 | Dep. Mulchén | 24.379 | Magallanes | 33.131 |
| Calera | 13.303 | Dep. Talca | 109.919 | Mulchén | 18.707 | Río Verde | 836 |
| La Cruz | 6.020 | Talca | 56.735 | Quilaco | 5.582 | San Gregorio | 1.975 |
| Dep. Valparaíso | 343.848 | San Clemente | 14.475 | PROV. MALLECO | 151.174 | Río Chico | 774 |
| Valparaíso | 215.614 | Pelarco | 11.191 | Dep. Angol | 52.535 | Dep. Tierra del Fuego | 4.820 |
| | | Río Claro | 7.791 | Angol | 25.452 | Porvenir | 2.814 |
| | | Penehue | 8.174 | Purén | 12.078 | Primavera | 566 |
| | | Maule | 11.550 | Los Sauces | 10.052 | Bahía Intitil | 1.185 |
| | | | | Renato | 4.953 | Navarino | 225 |
| | | | | | | REPUBLICA | 5.023.539 |

POBLACION DEL PAIS POR EDADES, SEXO Y PROVINCIAS

| Edades | TARAPACÁ | | ANTOFAGASTA | | ATACAMA | | COQUIMBO | | ACONCAGUA | | VALPARAISO | | SANTIAGO | |
|--------|----------|-------|-------------|-------|---------|-------|----------|-------|-----------|-------|------------|-------|----------|--------|
| | H. | M. | H. | M. | H. | M. | H. | M. | H. | M. | H. | M. | H. | M. |
| 0 | 1.300 | 1.288 | 1.971 | 1.845 | 1.256 | 1.321 | 4.070 | 3.939 | 1.758 | 1.707 | 5.315 | 5.042 | 16.878 | 16.446 |
| 1 | 1.074 | 1.056 | 1.625 | 1.587 | 1.926 | 1.917 | 2.924 | 2.866 | 1.300 | 1.285 | 4.092 | 3.971 | 12.670 | 12.138 |
| 2 | 1.172 | 1.115 | 1.694 | 1.676 | 1.902 | 1.940 | 3.218 | 3.180 | 1.360 | 1.387 | 4.261 | 4.172 | 12.702 | 12.406 |
| 3 | 1.168 | 1.147 | 1.590 | 1.598 | 1.028 | 970 | 3.539 | 3.483 | 1.575 | 1.557 | 4.467 | 4.488 | 13.219 | 12.663 |
| 4 | 1.158 | 1.169 | 1.519 | 1.514 | 1.008 | 1.082 | 3.523 | 3.573 | 1.499 | 1.499 | 4.409 | 4.484 | 12.930 | 12.828 |
| 5 | 1.172 | 1.223 | 1.570 | 1.554 | 1.143 | 1.049 | 3.813 | 3.600 | 1.668 | 1.601 | 4.625 | 4.669 | 13.403 | 12.854 |
| 6 | 1.176 | 1.133 | 1.573 | 1.462 | 1.117 | 1.030 | 3.779 | 3.494 | 1.600 | 1.497 | 4.796 | 4.595 | 13.392 | 12.776 |
| 7 | 1.276 | 1.167 | 1.709 | 1.698 | 1.150 | 1.172 | 3.986 | 3.883 | 1.827 | 1.681 | 5.175 | 5.244 | 14.645 | 14.669 |
| 8 | 1.265 | 1.216 | 1.680 | 1.692 | 1.064 | 1.045 | 3.727 | 3.597 | 1.749 | 1.720 | 5.149 | 5.256 | 14.743 | 14.786 |
| 9 | 1.201 | 1.103 | 1.682 | 1.685 | 1.051 | 1.020 | 3.280 | 3.147 | 1.562 | 1.586 | 4.832 | 4.940 | 13.687 | 13.736 |
| 10 | 1.393 | 1.407 | 1.923 | 1.904 | 1.249 | 1.179 | 3.788 | 3.791 | 1.733 | 1.732 | 5.607 | 5.670 | 14.993 | 15.530 |
| 11 | 1.327 | 1.267 | 1.700 | 1.622 | 995 | 1.001 | 3.237 | 3.086 | 1.438 | 1.409 | 4.949 | 4.705 | 13.123 | 12.957 |
| 12 | 1.440 | 1.289 | 1.829 | 1.718 | 1.100 | 1.057 | 3.766 | 3.510 | 1.731 | 1.610 | 5.188 | 5.199 | 15.211 | 14.968 |
| 13 | 1.219 | 1.198 | 1.552 | 1.648 | 878 | 896 | 3.035 | 3.025 | 1.344 | 1.348 | 4.325 | 4.564 | 12.413 | 13.161 |
| 14 | 1.205 | 1.272 | 1.496 | 1.601 | 928 | 952 | 2.797 | 2.842 | 1.368 | 1.330 | 4.401 | 4.597 | 12.658 | 13.705 |
| 15 | 1.083 | 1.173 | 1.319 | 1.446 | 740 | 866 | 2.399 | 2.500 | 1.117 | 1.156 | 3.706 | 4.481 | 11.205 | 12.537 |
| 16 | 1.025 | 1.114 | 1.306 | 1.306 | 898 | 817 | 2.698 | 2.610 | 1.190 | 1.176 | 4.166 | 4.636 | 11.914 | 13.452 |
| 17 | 1.056 | 995 | 1.313 | 1.345 | 809 | 770 | 2.512 | 2.462 | 1.270 | 1.054 | 4.342 | 4.227 | 11.820 | 12.745 |
| 18 | 1.06 | 995 | 1.412 | 1.414 | 994 | 914 | 2.799 | 2.801 | 1.405 | 1.234 | 4.716 | 4.645 | 13.546 | 15.099 |
| 19 | 946 | 819 | 1.351 | 1.214 | 847 | 660 | 2.291 | 2.136 | 1.074 | 945 | 3.875 | 3.789 | 11.637 | 12.573 |
| 20 | 1.963 | 902 | 1.737 | 1.454 | 688 | 828 | 1.584 | 2.610 | 1.345 | 1.112 | 4.671 | 4.975 | 12.613 | 16.390 |
| 21 | 724 | 609 | 1.170 | 1.062 | 658 | 531 | 1.390 | 1.730 | 904 | 814 | 3.239 | 3.387 | 9.686 | 11.042 |
| 22 | 825 | 789 | 1.440 | 1.254 | 790 | 723 | 1.780 | 2.224 | 1.017 | 1.069 | 3.828 | 4.234 | 11.608 | 14.520 |
| 23 | 842 | 841 | 1.544 | 1.269 | 867 | 674 | 1.699 | 1.988 | 962 | 938 | 3.555 | 4.130 | 11.223 | 14.049 |
| 24 | 792 | 800 | 1.493 | 1.227 | 879 | 688 | 1.682 | 1.963 | 1.008 | 931 | 3.653 | 4.193 | 11.350 | 14.221 |
| 25 | 880 | 872 | 1.513 | 1.237 | 896 | 773 | 1.837 | 2.287 | 1.036 | 1.112 | 3.779 | 4.872 | 12.205 | 15.974 |
| 26 | 837 | 794 | 1.464 | 1.223 | 850 | 663 | 1.581 | 2.034 | 982 | 977 | 3.543 | 4.118 | 11.481 | 14.157 |
| 27 | 772 | 741 | 1.340 | 1.122 | 847 | 637 | 1.429 | 1.584 | 863 | 849 | 3.377 | 3.769 | 10.227 | 12.332 |
| 28 | 822 | 905 | 1.559 | 1.285 | 842 | 703 | 1.656 | 1.967 | 1.011 | 938 | 3.753 | 4.334 | 12.427 | 16.284 |
| 29 | 757 | 729 | 1.282 | 1.019 | 690 | 535 | 1.336 | 1.372 | 715 | 681 | 2.797 | 3.171 | 8.635 | 9.534 |
| 30 | 1.057 | 1.018 | 1.911 | 1.512 | 976 | 822 | 2.004 | 2.448 | 1.190 | 1.240 | 4.587 | 5.169 | 14.402 | 17.828 |
| 31 | 579 | 461 | 996 | 626 | 607 | 359 | 1.050 | 1.049 | 551 | 435 | 2.308 | 1.903 | 6.608 | 5.991 |
| 32 | 827 | 716 | 1.407 | 967 | 838 | 575 | 1.489 | 1.580 | 793 | 693 | 3.318 | 3.426 | 10.315 | 11.180 |
| 33 | 767 | 636 | 1.278 | 866 | 715 | 493 | 1.360 | 1.340 | 735 | 566 | 2.850 | 2.660 | 8.629 | 8.479 |
| 34 | 722 | 659 | 1.291 | 916 | 727 | 478 | 1.295 | 1.316 | 770 | 702 | 3.047 | 3.183 | 9.077 | 9.794 |
| 35 | 728 | 684 | 1.183 | 884 | 648 | 535 | 1.402 | 1.743 | 805 | 817 | 2.836 | 3.325 | 9.052 | 11.216 |
| 36 | 786 | 620 | 1.228 | 891 | 699 | 520 | 1.395 | 1.522 | 715 | 675 | 2.794 | 2.963 | 8.652 | 9.641 |
| 37 | 684 | 515 | 1.023 | 732 | 589 | 415 | 1.151 | 1.248 | 567 | 515 | 2.242 | 2.337 | 6.556 | 7.245 |
| 38 | 933 | 758 | 1.376 | 1.120 | 794 | 619 | 1.535 | 1.817 | 840 | 880 | 3.348 | 3.940 | 10.357 | 12.237 |
| 39 | 818 | 627 | 1.211 | 957 | 660 | 461 | 1.269 | 1.380 | 691 | 652 | 2.583 | 2.852 | 7.671 | 8.872 |
| 40 | 1.325 | 1.017 | 1.726 | 1.283 | 861 | 744 | 2.122 | 2.298 | 1.154 | 1.125 | 4.235 | 4.979 | 13.240 | 16.346 |
| 41 | 501 | 337 | 702 | 467 | 356 | 221 | 860 | 749 | 439 | 339 | 1.670 | 1.378 | 4.546 | 4.045 |
| 42 | 794 | 629 | 1.088 | 719 | 549 | 328 | 1.178 | 1.115 | 618 | 586 | 2.673 | 2.617 | 8.116 | 7.803 |
| 43 | 629 | 420 | 774 | 521 | 379 | 233 | 781 | 774 | 425 | 366 | 1.022 | 1.735 | 5.102 | 6.088 |
| 44 | 670 | 403 | 857 | 509 | 406 | 278 | 947 | 882 | 484 | 423 | 2.000 | 1.849 | 5.451 | 5.123 |
| 45 | 723 | 546 | 885 | 673 | 456 | 315 | 1.205 | 1.187 | 729 | 693 | 2.593 | 3.073 | 7.794 | 9.505 |
| 46 | 663 | 440 | 801 | 523 | 354 | 266 | 901 | 884 | 503 | 393 | 1.885 | 1.718 | 5.102 | 4.995 |
| 47 | 517 | 318 | 615 | 466 | 311 | 222 | 724 | 690 | 379 | 321 | 1.430 | 1.439 | 3.878 | 3.977 |
| 48 | 781 | 600 | 1.003 | 806 | 604 | 391 | 1.215 | 1.258 | 613 | 587 | 2.445 | 2.553 | 6.905 | 7.766 |
| 49 | 720 | 427 | 855 | 588 | 413 | 266 | 973 | 789 | 392 | 845 | 1.672 | 1.695 | 4.488 | 4.640 |
| 50 | 664 | 592 | 860 | 743 | 472 | 425 | 1.214 | 1.553 | 689 | 864 | 2.495 | 3.325 | 7.440 | 10.849 |
| 51 | 380 | 182 | 522 | 290 | 239 | 153 | 628 | 511 | 282 | 231 | 1.161 | 970 | 2.706 | 2.627 |
| 52 | 582 | 357 | 737 | 511 | 379 | 253 | 984 | 844 | 466 | 407 | 1.740 | 1.696 | 4.709 | 4.884 |
| 53 | 480 | 242 | 579 | 347 | 273 | 145 | 668 | 567 | 310 | 256 | 1.212 | 1.102 | 3.054 | 3.079 |
| 54 | 513 | 307 | 691 | 412 | 282 | 226 | 741 | 671 | 357 | 290 | 1.486 | 1.329 | 3.563 | 3.857 |
| 55 | 525 | 393 | 645 | 537 | 352 | 263 | 978 | 925 | 496 | 555 | 1.728 | 2.001 | 4.609 | 5.937 |
| 56 | 567 | 306 | 672 | 436 | 317 | 208 | 911 | 760 | 403 | 310 | 1.449 | 1.262 | 3.596 | 3.727 |
| 57 | 359 | 164 | 433 | 261 | 228 | 135 | 603 | 476 | 241 | 219 | 903 | 808 | 2.248 | 2.334 |
| 58 | 446 | 298 | 504 | 462 | 268 | 198 | 821 | 771 | 419 | 388 | 1.414 | 1.520 | 3.548 | 4.418 |
| 59 | 287 | 205 | 374 | 255 | 210 | 149 | 551 | 491 | 237 | 187 | 867 | 822 | 2.069 | 2.300 |
| 60 | 521 | 451 | 615 | 597 | 363 | 347 | 1.203 | 1.572 | 620 | 794 | 1.945 | 3.012 | 6.367 | 9.144 |
| 61 | 240 | 137 | 318 | 191 | 170 | 103 | 471 | 335 | 201 | 178 | 692 | 628 | 1.693 | 1.775 |
| 62 | 224 | 144 | 275 | 219 | 163 | 130 | 433 | 466 | 232 | 227 | 833 | 874 | 2.094 | 2.542 |
| 63 | 198 | 114 | 240 | 168 | 175 | 96 | 423 | 368 | 223 | 171 | 689 | 686 | 1.701 | 1.851 |
| 64 | 178 | 117 | 184 | 174 | 156 | 93 | 358 | 305 | 162 | 146 | 659 | 619 | 1.609 | 1.766 |
| 65 | 216 | 228 | 250 | 262 | 180 | 148 | 532 | 640 | 359 | 305 | 986 | 1.292 | 2.641 | 4.426 |
| 66 | 184 | 116 | 199 | 151 | 143 | 86 | 352 | 287 | 184 | 121 | 576 | 566 | 1.325 | 1.426 |
| 67 | 119 | 72 | 131 | 116 | 84 | 59 | 259 | 206 | 126 | 91 | 366 | 418 | 984 | 1.227 |
| 68 | 154 | 124 | 149 | 148 | 126 | 95 | 332 | 366 | 161 | 168 | 518 | 652 | 1.379 | 1.906 |
| 69 | 67 | 59 | 89 | 71 | 67 | 55 | 157 | 151 | 89 | 70 | 282 | 295 | 675 | 821 |
| 70 | 159 | 226 | 157 | 273 | 128 | 158 | 488 | 758 | 309 | 411 | 836 | 1.353 | 2.376 | 4.568 |
| 71 | 46 | 47 | 39 | 73 | 43 | 35 | 157 | 141 | 74 | 66 | 233 | 226 | 662 | 662 |
| 72 | 71 | 83 | 66 | 87 | 75 | 48 | 170 | 231 | 105 | 89 | 301 | 394 | 861 | 1.196 |
| 73 | 49 | 52 | 69 | 49 | 54 | 28 | 103 | 125 | 66 | 40 | 227 | 268 | 546 | 698 |
| 74 | 57 | 50 | 59 | 66 | 37 | 39 | 146 | 133 | 58 | 61 | 236 | 283 | 532 | 708 |
| 75 | 69 | 105 | 53 | 80 | 51 | 62 | 199 | 290 | 112 | 162 | 330 | 504 | 948 | 1.600 |
| 76 | 40 | 55 | 30 | 69 | 41 | 30 | 112 | 144 | 82 | 46 | 176 | 203 | 517 | 701 |
| 77 | 43 | 36 | 42 | 35 | 31 | 14 | 120 | 97 | 47 | 41 | 151 | 195 | 333 | 415 |
| 78 | 28 | 54 | 38 | 65 | 31 | 40 | 107 | 170 | 64 | 61 | 188 | 176 | 463 | 732 |
| 79 | 29 | 25 | 16 | 26 | 17 | 18 | 62 | 57 | 28 | 25 | 105 | 63 | 234 | 326 |
| 80 | 54 | 93 | 43 | 96 | 33 | 68 | 151 | 304 | 97 | 163 | 206 | 558 | 727 | 1.633 |
| 81 | 12 | 7 | 18 | 26 | 19 | 9 | 53 | 59 | 20 | 29 | 75 | 89 | 179 | 266 |
| 82 | 19 | 25 | 13 | 21 | 7 | 18 | 53 | 75 | 28 | 27 | 67 | 102 | 233 | 299 |
| 83 | 7 | 12 | 6 | 13 | 5 | 6 | 14 | 41 | 16 | 17 | 37 | 77 | 94 | 186 |
| 84 | 11 | 14 | 6 | 27 | 5 | 10 | 41 | 34 | 21 | 14 | 53 | 73 | 145 | 267 |
| 85 | 12 | 20 | 6 | 23 | 6 | 6 | 25 | 48 | 114 | 29 | 44 | 68 | 169 | 422 |
| 86 | 14 | 9 | 5 | 16 | 6 | 5 | 32 | 44 | 7 | 7 | 18 | 27 | 82 | 175 |
| 87 | 5 | 5 | 4 | 12 | 3 | 11 | 10 | 28 | 7 | 7 | 22 | 45 | 65 | 104 |
| 88 | 19 | 18 | 16 | 15 | 23 | 22 | 27 | 37 | 21 | 33 | 83 | 118 | 106 | 181 |
| 89 | 4 | 9 | 1 | 5 | 1 | | | | | | | | | |

POBLACION DEL PAIS POR EDADES, SEXO Y PROVINCIAS

| Edades | O'HIGGINS | | COLCHAGUA | | CURICÓ | | TALCA | | MAULE | | LINARES | | ÑUBLE | |
|--------|-----------|-------|-----------|-------|--------|-------|-------|-------|-------|-------|---------|-------|-------|-------|
| | H. | M. | H. | M. | H. | M. | H. | M. | H. | M. | H. | M. | H. | M. |
| 0 | 3.112 | 2.983 | 2.181 | 2.015 | 1.293 | 1.286 | 2.511 | 2.405 | 1.044 | 1.019 | 2.243 | 2.195 | 4.207 | 3.944 |
| 1 | 2.277 | 2.154 | 1.453 | 1.342 | 847 | 854 | 1.710 | 1.647 | 694 | 687 | 1.497 | 1.473 | 2.521 | 2.477 |
| 2 | 2.465 | 2.462 | 1.675 | 1.575 | 951 | 915 | 1.745 | 1.718 | 855 | 752 | 1.618 | 1.541 | 2.880 | 2.746 |
| 3 | 2.709 | 2.703 | 1.734 | 1.692 | 1.031 | 1.044 | 1.855 | 1.827 | 900 | 925 | 1.704 | 1.707 | 3.176 | 3.250 |
| 4 | 2.601 | 2.553 | 1.721 | 1.647 | 987 | 1.005 | 1.898 | 1.872 | 963 | 960 | 1.752 | 1.746 | 3.187 | 3.185 |
| 5 | 2.692 | 2.462 | 1.773 | 1.751 | 1.024 | 933 | 1.897 | 1.875 | 935 | 901 | 1.777 | 1.631 | 3.388 | 3.203 |
| 6 | 2.812 | 2.473 | 1.785 | 1.653 | 1.024 | 1.007 | 1.989 | 1.846 | 1.006 | 979 | 1.768 | 1.668 | 3.336 | 3.127 |
| 7 | 3.110 | 2.889 | 2.019 | 1.874 | 1.079 | 1.130 | 2.095 | 2.035 | 993 | 1.055 | 1.964 | 1.882 | 3.703 | 3.428 |
| 8 | 2.835 | 2.838 | 1.835 | 1.773 | 1.096 | 1.061 | 2.039 | 2.027 | 977 | 886 | 1.836 | 1.763 | 3.413 | 3.336 |
| 9 | 2.388 | 2.358 | 1.659 | 1.568 | 904 | 947 | 1.745 | 1.756 | 841 | 804 | 1.564 | 1.588 | 2.958 | 2.824 |
| 10 | 2.929 | 2.744 | 1.903 | 1.751 | 1.105 | 1.022 | 2.036 | 1.975 | 923 | 934 | 1.894 | 1.799 | 3.517 | 3.274 |
| 11 | 2.338 | 2.202 | 1.521 | 1.489 | 864 | 872 | 1.568 | 1.634 | 818 | 805 | 1.527 | 1.531 | 2.834 | 2.710 |
| 12 | 3.063 | 2.649 | 2.092 | 1.811 | 1.166 | 1.130 | 2.366 | 2.185 | 1.070 | 1.050 | 2.014 | 1.994 | 3.778 | 3.604 |
| 13 | 2.224 | 2.105 | 1.558 | 1.399 | 906 | 865 | 1.712 | 1.592 | 764 | 722 | 1.611 | 1.472 | 2.655 | 2.422 |
| 14 | 2.318 | 2.084 | 1.605 | 1.455 | 970 | 891 | 1.838 | 1.810 | 846 | 827 | 1.643 | 1.584 | 3.032 | 2.910 |
| 15 | 1.883 | 1.909 | 1.325 | 1.332 | 832 | 833 | 1.656 | 1.594 | 695 | 712 | 1.356 | 1.406 | 2.607 | 2.506 |
| 16 | 2.011 | 2.022 | 1.376 | 1.365 | 840 | 862 | 1.625 | 1.662 | 770 | 787 | 1.412 | 1.460 | 2.560 | 2.651 |
| 17 | 1.964 | 1.830 | 1.380 | 1.275 | 814 | 734 | 1.582 | 1.425 | 646 | 636 | 1.420 | 1.213 | 2.290 | 2.094 |
| 18 | 2.446 | 2.115 | 1.591 | 1.533 | 976 | 921 | 2.019 | 1.746 | 807 | 793 | 1.747 | 1.466 | 3.014 | 2.720 |
| 19 | 1.769 | 1.584 | 1.215 | 1.108 | 711 | 688 | 1.596 | 1.298 | 636 | 597 | 1.346 | 1.049 | 2.423 | 1.863 |
| 20 | 2.031 | 1.978 | 1.288 | 1.316 | 840 | 939 | 1.586 | 1.815 | 566 | 665 | 1.280 | 1.464 | 2.388 | 2.500 |
| 21 | 1.466 | 1.236 | 932 | 876 | 562 | 559 | 1.093 | 1.089 | 476 | 479 | 919 | 880 | 1.655 | 1.531 |
| 22 | 1.945 | 1.746 | 1.199 | 1.149 | 755 | 792 | 1.432 | 1.445 | 585 | 685 | 1.220 | 1.232 | 2.210 | 2.017 |
| 23 | 1.859 | 1.628 | 1.063 | 989 | 652 | 612 | 1.264 | 1.251 | 521 | 541 | 1.057 | 989 | 1.879 | 2.011 |
| 24 | 1.788 | 1.607 | 1.052 | 1.026 | 655 | 660 | 1.244 | 1.307 | 580 | 585 | 1.119 | 1.069 | 1.891 | 2.018 |
| 25 | 2.043 | 1.816 | 1.221 | 1.215 | 783 | 847 | 1.555 | 1.668 | 575 | 683 | 1.298 | 1.398 | 2.360 | 2.600 |
| 26 | 1.788 | 1.613 | 1.138 | 1.026 | 668 | 644 | 1.327 | 1.347 | 542 | 575 | 1.080 | 1.137 | 2.060 | 2.105 |
| 27 | 1.523 | 1.325 | 885 | 813 | 546 | 523 | 1.070 | 1.088 | 411 | 428 | 866 | 928 | 1.634 | 1.622 |
| 28 | 1.899 | 1.612 | 1.116 | 1.009 | 665 | 659 | 1.324 | 1.426 | 518 | 596 | 1.125 | 1.168 | 2.043 | 2.161 |
| 29 | 1.246 | 1.103 | 671 | 649 | 377 | 417 | 899 | 807 | 312 | 353 | 687 | 709 | 1.275 | 1.274 |
| 30 | 2.230 | 2.100 | 1.264 | 1.355 | 893 | 950 | 1.747 | 1.872 | 623 | 762 | 1.374 | 1.516 | 2.530 | 2.885 |
| 31 | 995 | 730 | 579 | 502 | 360 | 267 | 703 | 568 | 318 | 260 | 600 | 501 | 1.013 | 876 |
| 32 | 1.447 | 1.137 | 848 | 807 | 526 | 518 | 1.114 | 1.067 | 408 | 465 | 798 | 810 | 1.564 | 1.540 |
| 33 | 1.274 | 976 | 669 | 626 | 409 | 367 | 844 | 765 | 294 | 318 | 673 | 643 | 1.258 | 1.094 |
| 34 | 1.359 | 1.162 | 813 | 684 | 483 | 431 | 993 | 858 | 332 | 370 | 691 | 708 | 1.161 | 1.166 |
| 35 | 1.482 | 1.382 | 862 | 942 | 626 | 695 | 1.234 | 1.275 | 381 | 504 | 955 | 1.129 | 1.691 | 1.942 |
| 36 | 1.269 | 1.081 | 729 | 756 | 487 | 486 | 928 | 958 | 397 | 419 | 777 | 778 | 1.346 | 1.472 |
| 37 | 1.016 | 943 | 602 | 574 | 384 | 349 | 728 | 732 | 256 | 299 | 579 | 596 | 965 | 1.029 |
| 38 | 1.548 | 1.485 | 869 | 910 | 555 | 642 | 1.137 | 1.303 | 397 | 548 | 957 | 1.014 | 1.662 | 1.926 |
| 39 | 1.032 | 928 | 604 | 595 | 404 | 397 | 780 | 787 | 269 | 371 | 596 | 669 | 1.081 | 1.237 |
| 40 | 2.118 | 2.045 | 1.265 | 1.459 | 980 | 1.022 | 1.866 | 2.009 | 610 | 761 | 1.487 | 1.711 | 2.474 | 2.974 |
| 41 | 731 | 513 | 471 | 398 | 290 | 244 | 546 | 394 | 280 | 286 | 448 | 423 | 843 | 685 |
| 42 | 1.163 | 883 | 684 | 550 | 446 | 419 | 830 | 730 | 334 | 366 | 723 | 696 | 1.258 | 1.246 |
| 43 | 801 | 619 | 445 | 363 | 302 | 254 | 572 | 553 | 212 | 219 | 426 | 395 | 744 | 763 |
| 44 | 905 | 615 | 536 | 425 | 318 | 292 | 597 | 541 | 253 | 275 | 554 | 440 | 933 | 824 |
| 45 | 1.332 | 1.227 | 825 | 892 | 595 | 595 | 1.071 | 1.180 | 408 | 522 | 879 | 956 | 1.540 | 1.680 |
| 46 | 796 | 640 | 460 | 431 | 339 | 277 | 658 | 647 | 268 | 296 | 553 | 487 | 942 | 847 |
| 47 | 620 | 504 | 368 | 315 | 231 | 203 | 450 | 383 | 180 | 168 | 339 | 322 | 651 | 588 |
| 48 | 1.099 | 1.048 | 666 | 657 | 465 | 416 | 874 | 871 | 337 | 409 | 733 | 698 | 1.304 | 1.325 |
| 49 | 579 | 570 | 359 | 327 | 248 | 181 | 469 | 465 | 192 | 201 | 396 | 377 | 704 | 654 |
| 50 | 1.361 | 1.637 | 844 | 1.180 | 632 | 778 | 1.185 | 1.485 | 373 | 680 | 997 | 1.244 | 1.624 | 2.151 |
| 51 | 449 | 382 | 312 | 321 | 186 | 174 | 356 | 324 | 180 | 206 | 297 | 268 | 506 | 487 |
| 52 | 750 | 612 | 496 | 453 | 300 | 258 | 594 | 553 | 260 | 283 | 500 | 460 | 772 | 756 |
| 53 | 505 | 375 | 343 | 270 | 207 | 176 | 369 | 291 | 169 | 169 | 326 | 289 | 547 | 453 |
| 54 | 517 | 511 | 376 | 322 | 231 | 185 | 475 | 384 | 187 | 244 | 350 | 352 | 628 | 578 |
| 55 | 930 | 968 | 596 | 669 | 388 | 429 | 755 | 819 | 285 | 386 | 640 | 667 | 1.011 | 1.133 |
| 56 | 628 | 434 | 399 | 378 | 278 | 206 | 530 | 415 | 220 | 230 | 461 | 345 | 745 | 612 |
| 57 | 371 | 320 | 210 | 210 | 158 | 119 | 264 | 243 | 138 | 119 | 247 | 224 | 436 | 330 |
| 58 | 589 | 601 | 427 | 433 | 273 | 234 | 517 | 527 | 220 | 257 | 404 | 438 | 738 | 775 |
| 59 | 361 | 283 | 242 | 213 | 130 | 110 | 276 | 228 | 163 | 145 | 238 | 213 | 383 | 380 |
| 60 | 1.293 | 1.587 | 830 | 1.089 | 599 | 692 | 1.144 | 1.470 | 429 | 674 | 886 | 1.159 | 1.498 | 2.053 |
| 61 | 333 | 257 | 220 | 194 | 160 | 142 | 285 | 242 | 165 | 175 | 211 | 184 | 387 | 364 |
| 62 | 368 | 339 | 307 | 274 | 161 | 165 | 293 | 306 | 164 | 202 | 243 | 280 | 468 | 479 |
| 63 | 511 | 245 | 198 | 185 | 127 | 96 | 229 | 170 | 156 | 131 | 244 | 171 | 380 | 361 |
| 64 | 282 | 187 | 224 | 159 | 97 | 110 | 232 | 191 | 133 | 123 | 189 | 168 | 369 | 321 |
| 65 | 609 | 589 | 441 | 432 | 295 | 290 | 544 | 541 | 238 | 271 | 437 | 420 | 764 | 785 |
| 66 | 284 | 187 | 191 | 135 | 98 | 80 | 221 | 130 | 148 | 116 | 206 | 162 | 351 | 296 |
| 67 | 174 | 146 | 127 | 92 | 92 | 56 | 170 | 112 | 90 | 65 | 137 | 99 | 215 | 178 |
| 68 | 266 | 249 | 228 | 174 | 113 | 115 | 237 | 217 | 136 | 145 | 208 | 193 | 346 | 335 |
| 69 | 124 | 110 | 92 | 91 | 44 | 46 | 106 | 105 | 58 | 93 | 82 | 86 | 153 | 145 |
| 70 | 686 | 845 | 477 | 601 | 316 | 388 | 522 | 719 | 246 | 368 | 425 | 532 | 792 | 1.007 |
| 71 | 125 | 80 | 93 | 93 | 49 | 39 | 94 | 76 | 76 | 62 | 79 | 70 | 144 | 146 |
| 72 | 162 | 171 | 138 | 133 | 71 | 55 | 120 | 112 | 83 | 104 | 113 | 93 | 183 | 228 |
| 73 | 101 | 81 | 65 | 66 | 27 | 40 | 78 | 68 | 43 | 65 | 67 | 67 | 109 | 103 |
| 74 | 95 | 85 | 75 | 67 | 28 | 32 | 62 | 62 | 38 | 56 | 79 | 61 | 113 | 112 |
| 75 | 247 | 286 | 208 | 195 | 111 | 113 | 184 | 229 | 93 | 127 | 160 | 181 | 293 | 307 |
| 76 | 86 | 80 | 63 | 59 | 50 | 38 | 89 | 73 | 54 | 61 | 66 | 59 | 118 | 119 |
| 77 | 69 | 43 | 65 | 39 | 22 | 23 | 59 | 21 | 40 | 24 | 37 | 32 | 74 | 65 |
| 78 | 112 | 121 | 99 | 86 | 47 | 59 | 79 | 67 | 57 | 59 | 91 | 70 | 120 | 107 |
| 79 | 49 | 66 | 31 | 49 | 13 | 26 | 48 | 48 | 19 | 46 | 31 | 34 | 51 | 52 |
| 80 | 233 | 399 | 195 | 322 | 114 | 176 | 211 | 334 | 107 | 194 | 176 | 260 | 332 | 447 |
| 81 | 38 | 52 | 30 | 31 | 23 | 17 | 47 | 41 | 29 | 44 | 28 | 35 | 35 | 62 |
| 82 | 36 | 45 | 43 | 51 | 14 | 27 | 29 | 46 | 34 | 39 | 30 | 25 | 42 | 66 |
| 83 | 26 | 23 | 21 | 22 | 11 | 10 | 12 | 26 | 12 | 18 | 18 | 10 | 36 | 34 |
| 84 | 28 | 31 | 15 | 27 | 9 | 17 | 24 | 29 | 14 | 20 | 17 | 15 | 25 | 48 |
| 85 | 41 | 76 | 41 | 53 | 25 | 26 | 30 | 61 | 26 | 31 | 31 | 45 | 64 | 81 |
| 86 | 18 | 22 | 17 | 12 | 7 | 9 | 17 | 15 | 4 | 12 | 12 | 21 | 27 | 28 |
| 87 | 13 | 20 | 16 | 8 | 9 | 8 | 11 | 13 | 8 | 11 | 10 | 10 | 16 | 19 |
| 88 | 20 | 8 | 16 | 13 | 5 | 10 | 12 | 17 | 18 | 21 | 14 | 19 | 38 | 40 |
| 89 | 6 | 8 | 7 | 6 | 10 | 6 | 9 | 12 | 6 | 12 | 9 | 9 | 10 | 27 |
| 90 | 46 | 100 | 45 | 70 | 30 | 45 | 51 | 101 | 34 | 54 | 29 | 59 | 39 | 105 |
| 91 | 3 | 16 | 3 | 14 | 3 | 5 | 4 | 7 | 4 | 5 | 4 | 7 | 7 | 11 |
| 92 | 4 | 13 | 9 | 5 | 3 | 3 | 3 | 6 | 5 | 8 | 4 | 4 | 17 | 14 |

POBLACION DEL PAIS POR EDADES, SEXO Y PROVINCIAS

| Edades | CONCEPCIÓN | | ARAUCO | | RÍO-BÍO | | MALLECO | | CAUTÍN | | VALDIVIA | | OSORNO | |
|--------|------------|-------|--------|-------|---------|-------|---------|-------|--------|-------|----------|-------|--------|-------|
| | H. | M. | H. | M. | H. | M. | H. | M. | H. | M. | H. | M. | H. | M. |
| 0 | 5.015 | 4.812 | 1.201 | 1.093 | 2.404 | 2.343 | 2.833 | 2.643 | 6.401 | 6.233 | 3.200 | 3.249 | 1.832 | 1.837 |
| 1 | 3.358 | 3.303 | 800 | 749 | 1.554 | 1.468 | 1.854 | 1.768 | 4.748 | 4.690 | 2.310 | 2.360 | 1.365 | 1.348 |
| 2 | 3.471 | 3.331 | 895 | 883 | 1.599 | 1.652 | 2.116 | 2.018 | 5.404 | 5.277 | 2.565 | 2.661 | 1.509 | 1.460 |
| 3 | 3.607 | 3.738 | 990 | 928 | 1.846 | 1.916 | 2.190 | 2.146 | 5.445 | 5.522 | 2.642 | 2.675 | 1.502 | 1.468 |
| 4 | 3.555 | 3.522 | 938 | 1.007 | 1.802 | 1.891 | 2.153 | 2.236 | 5.370 | 5.405 | 2.676 | 2.615 | 1.528 | 1.499 |
| 5 | 3.770 | 3.566 | 1.029 | 962 | 1.762 | 1.796 | 2.328 | 2.120 | 5.306 | 5.077 | 2.762 | 2.591 | 1.571 | 1.430 |
| 6 | 3.734 | 3.524 | 1.041 | 1.010 | 1.880 | 1.843 | 2.297 | 2.207 | 5.716 | 5.596 | 2.767 | 2.649 | 1.639 | 1.515 |
| 7 | 3.806 | 3.956 | 996 | 965 | 2.016 | 1.938 | 2.367 | 2.302 | 5.639 | 5.530 | 2.832 | 2.729 | 1.596 | 1.477 |
| 8 | 3.933 | 3.915 | 1.052 | 1.019 | 1.903 | 1.868 | 2.306 | 2.302 | 5.910 | 5.751 | 2.815 | 2.812 | 1.545 | 1.447 |
| 9 | 3.544 | 3.385 | 870 | 857 | 1.729 | 1.616 | 2.099 | 1.927 | 4.964 | 4.746 | 2.406 | 2.413 | 1.416 | 1.328 |
| 10 | 4.000 | 3.925 | 1.012 | 927 | 1.847 | 1.758 | 2.241 | 2.378 | 5.659 | 5.435 | 2.862 | 2.752 | 1.548 | 1.533 |
| 11 | 3.270 | 3.455 | 886 | 861 | 1.624 | 1.579 | 1.968 | 1.965 | 4.746 | 4.686 | 2.360 | 2.404 | 1.324 | 1.352 |
| 12 | 3.973 | 4.027 | 1.062 | 976 | 2.004 | 1.912 | 2.438 | 2.349 | 6.017 | 5.498 | 2.921 | 2.674 | 1.568 | 1.485 |
| 13 | 3.087 | 3.265 | 889 | 806 | 1.490 | 1.421 | 1.845 | 1.721 | 4.538 | 4.356 | 2.158 | 2.045 | 1.252 | 1.190 |
| 14 | 3.367 | 3.637 | 875 | 800 | 1.578 | 1.605 | 1.970 | 1.939 | 4.897 | 4.809 | 2.296 | 2.209 | 1.231 | 1.199 |
| 15 | 2.859 | 3.224 | 777 | 696 | 1.249 | 1.337 | 1.704 | 1.684 | 4.114 | 4.198 | 2.053 | 1.985 | 1.058 | 1.114 |
| 16 | 3.048 | 3.313 | 724 | 728 | 1.409 | 1.444 | 1.762 | 1.757 | 4.286 | 4.426 | 2.106 | 2.144 | 1.187 | 1.191 |
| 17 | 3.265 | 3.140 | 639 | 646 | 1.326 | 1.171 | 1.632 | 1.444 | 3.761 | 3.733 | 2.021 | 1.899 | 1.214 | 1.031 |
| 18 | 3.811 | 3.698 | 801 | 745 | 1.595 | 1.444 | 1.898 | 1.865 | 4.831 | 4.842 | 2.495 | 2.293 | 1.369 | 1.253 |
| 19 | 3.129 | 2.713 | 614 | 573 | 1.406 | 1.125 | 1.636 | 1.291 | 3.891 | 3.240 | 2.089 | 1.718 | 1.179 | 965 |
| 20 | 3.129 | 3.639 | 803 | 682 | 1.391 | 1.344 | 1.694 | 1.692 | 4.065 | 4.522 | 1.997 | 2.123 | 1.079 | 1.209 |
| 21 | 2.444 | 2.318 | 430 | 409 | 867 | 889 | 1.091 | 1.040 | 2.642 | 2.718 | 1.465 | 1.339 | 782 | 773 |
| 22 | 3.228 | 3.238 | 569 | 609 | 1.101 | 1.210 | 1.340 | 1.467 | 3.504 | 3.806 | 1.908 | 1.872 | 1.031 | 1.093 |
| 23 | 3.093 | 3.050 | 535 | 500 | 965 | 1.037 | 1.209 | 1.271 | 2.810 | 3.120 | 1.738 | 1.683 | 1.002 | 966 |
| 24 | 2.966 | 3.076 | 567 | 564 | 1.030 | 1.115 | 1.209 | 1.311 | 2.944 | 3.377 | 1.731 | 1.694 | 948 | 951 |
| 25 | 3.397 | 3.719 | 619 | 690 | 1.089 | 1.300 | 1.346 | 1.566 | 3.458 | 3.971 | 1.931 | 2.049 | 988 | 1.098 |
| 26 | 3.027 | 3.079 | 537 | 556 | 1.072 | 1.121 | 1.287 | 1.381 | 3.035 | 3.287 | 1.726 | 1.654 | 966 | 995 |
| 27 | 2.490 | 2.538 | 434 | 441 | 876 | 847 | 1.002 | 1.058 | 2.486 | 2.643 | 1.343 | 1.431 | 803 | 795 |
| 28 | 3.001 | 3.229 | 555 | 594 | 1.128 | 1.130 | 1.260 | 1.369 | 3.222 | 3.699 | 1.748 | 1.750 | 934 | 921 |
| 29 | 1.999 | 1.958 | 329 | 327 | 666 | 697 | 915 | 794 | 2.158 | 2.129 | 1.273 | 1.075 | 720 | 599 |
| 30 | 3.576 | 4.010 | 575 | 706 | 1.204 | 1.362 | 1.551 | 1.684 | 3.587 | 4.238 | 2.018 | 1.873 | 1.097 | 1.106 |
| 31 | 1.510 | 1.231 | 280 | 225 | 595 | 472 | 705 | 661 | 1.802 | 1.551 | 1.081 | 721 | 563 | 436 |
| 32 | 2.341 | 2.236 | 375 | 392 | 823 | 786 | 1.057 | 944 | 2.420 | 2.400 | 1.351 | 1.127 | 749 | 640 |
| 33 | 1.887 | 1.706 | 330 | 270 | 621 | 619 | 842 | 687 | 1.901 | 1.703 | 1.104 | 873 | 706 | 491 |
| 34 | 1.725 | 1.729 | 352 | 297 | 598 | 556 | 831 | 744 | 1.796 | 1.736 | 1.047 | 896 | 601 | 490 |
| 35 | 2.200 | 2.423 | 385 | 453 | 745 | 851 | 976 | 1.102 | 2.210 | 2.667 | 1.222 | 1.253 | 733 | 715 |
| 36 | 1.925 | 2.020 | 355 | 363 | 703 | 775 | 820 | 865 | 2.087 | 2.154 | 1.106 | 1.123 | 590 | 550 |
| 37 | 1.533 | 1.643 | 271 | 249 | 577 | 570 | 674 | 631 | 1.489 | 1.447 | 891 | 811 | 509 | 475 |
| 38 | 2.364 | 2.691 | 472 | 466 | 823 | 968 | 1.050 | 1.094 | 2.452 | 2.735 | 1.453 | 1.413 | 760 | 789 |
| 39 | 1.725 | 1.836 | 301 | 279 | 609 | 652 | 784 | 728 | 1.615 | 1.639 | 1.117 | 938 | 566 | 467 |
| 40 | 3.136 | 3.594 | 692 | 647 | 1.126 | 1.351 | 1.454 | 1.477 | 3.306 | 3.563 | 1.864 | 1.683 | 1.082 | 1.006 |
| 41 | 1.058 | 910 | 217 | 174 | 392 | 366 | 546 | 425 | 1.255 | 981 | 713 | 528 | 379 | 255 |
| 42 | 1.695 | 1.542 | 315 | 267 | 616 | 561 | 727 | 676 | 1.668 | 1.539 | 958 | 825 | 505 | 442 |
| 43 | 1.130 | 1.002 | 176 | 177 | 381 | 354 | 500 | 417 | 1.011 | 969 | 632 | 523 | 366 | 336 |
| 44 | 1.250 | 1.057 | 245 | 202 | 519 | 393 | 570 | 491 | 1.284 | 1.115 | 730 | 597 | 433 | 299 |
| 45 | 1.759 | 2.199 | 345 | 381 | 594 | 735 | 828 | 842 | 1.843 | 1.954 | 1.031 | 958 | 558 | 525 |
| 46 | 1.166 | 1.046 | 236 | 223 | 480 | 420 | 591 | 494 | 1.269 | 1.189 | 818 | 596 | 401 | 316 |
| 47 | 845 | 783 | 164 | 129 | 300 | 294 | 409 | 356 | 917 | 782 | 545 | 428 | 306 | 242 |
| 48 | 1.573 | 1.643 | 306 | 334 | 578 | 578 | 779 | 727 | 1.616 | 1.663 | 1.052 | 903 | 494 | 459 |
| 49 | 991 | 1.005 | 192 | 176 | 417 | 361 | 510 | 415 | 1.059 | 873 | 696 | 531 | 338 | 270 |
| 50 | 1.674 | 2.476 | 317 | 386 | 601 | 764 | 798 | 857 | 1.808 | 2.102 | 1.009 | 979 | 581 | 593 |
| 51 | 591 | 552 | 130 | 135 | 266 | 257 | 310 | 240 | 754 | 576 | 470 | 305 | 233 | 152 |
| 52 | 958 | 983 | 186 | 179 | 396 | 304 | 430 | 338 | 1.040 | 881 | 667 | 445 | 365 | 257 |
| 53 | 686 | 641 | 124 | 92 | 251 | 212 | 316 | 226 | 654 | 641 | 437 | 291 | 248 | 176 |
| 54 | 787 | 762 | 166 | 123 | 310 | 267 | 369 | 308 | 762 | 632 | 509 | 360 | 230 | 217 |
| 55 | 1.097 | 1.301 | 244 | 216 | 407 | 433 | 496 | 487 | 1.125 | 1.145 | 589 | 513 | 351 | 313 |
| 56 | 849 | 813 | 181 | 154 | 332 | 290 | 391 | 334 | 960 | 768 | 652 | 391 | 254 | 232 |
| 57 | 522 | 479 | 100 | 75 | 233 | 161 | 281 | 180 | 513 | 409 | 349 | 243 | 162 | 140 |
| 58 | 777 | 1.013 | 179 | 174 | 359 | 292 | 366 | 402 | 855 | 834 | 493 | 451 | 298 | 270 |
| 59 | 476 | 524 | 105 | 97 | 199 | 192 | 245 | 195 | 562 | 417 | 330 | 205 | 202 | 130 |
| 60 | 1.345 | 2.236 | 290 | 402 | 581 | 736 | 709 | 812 | 1.647 | 1.946 | 810 | 832 | 508 | 564 |
| 61 | 401 | 390 | 91 | 74 | 159 | 168 | 221 | 166 | 542 | 410 | 267 | 205 | 166 | 79 |
| 62 | 461 | 532 | 103 | 104 | 193 | 207 | 236 | 246 | 553 | 531 | 339 | 275 | 182 | 163 |
| 63 | 412 | 399 | 80 | 85 | 180 | 146 | 192 | 160 | 462 | 371 | 253 | 187 | 151 | 95 |
| 64 | 352 | 414 | 98 | 71 | 175 | 171 | 185 | 152 | 449 | 355 | 233 | 215 | 149 | 77 |
| 65 | 655 | 907 | 169 | 183 | 313 | 310 | 314 | 332 | 822 | 839 | 408 | 377 | 241 | 223 |
| 66 | 320 | 369 | 93 | 63 | 194 | 155 | 223 | 143 | 498 | 377 | 239 | 166 | 147 | 102 |
| 67 | 224 | 199 | 61 | 41 | 118 | 80 | 142 | 97 | 308 | 216 | 166 | 126 | 86 | 54 |
| 68 | 339 | 403 | 101 | 116 | 161 | 189 | 181 | 174 | 473 | 437 | 254 | 188 | 140 | 140 |
| 69 | 153 | 190 | 41 | 37 | 86 | 74 | 101 | 67 | 181 | 170 | 111 | 77 | 74 | 62 |
| 70 | 678 | 1.155 | 165 | 198 | 287 | 377 | 333 | 415 | 866 | 980 | 379 | 447 | 253 | 279 |
| 71 | 118 | 158 | 39 | 38 | 72 | 66 | 82 | 65 | 195 | 158 | 95 | 74 | 72 | 52 |
| 72 | 163 | 208 | 42 | 56 | 100 | 99 | 102 | 105 | 277 | 224 | 130 | 127 | 67 | 81 |
| 73 | 111 | 150 | 34 | 22 | 57 | 59 | 82 | 55 | 141 | 145 | 104 | 65 | 63 | 32 |
| 74 | 119 | 139 | 35 | 22 | 64 | 66 | 66 | 59 | 167 | 134 | 106 | 65 | 48 | 46 |
| 75 | 250 | 413 | 67 | 75 | 108 | 156 | 133 | 153 | 321 | 408 | 175 | 159 | 111 | 106 |
| 76 | 112 | 118 | 31 | 38 | 54 | 52 | 62 | 55 | 157 | 166 | 66 | 81 | 44 | 44 |
| 77 | 75 | 69 | 21 | 17 | 36 | 39 | 60 | 37 | 127 | 101 | 49 | 53 | 53 | 24 |
| 78 | 114 | 175 | 27 | 41 | 58 | 64 | 89 | 92 | 174 | 174 | 98 | 90 | 68 | 60 |
| 79 | 53 | 75 | 21 | 23 | 27 | 31 | 49 | 34 | 84 | 91 | 49 | 22 | 15 | 15 |
| 80 | 225 | 476 | 64 | 98 | 97 | 156 | 150 | 197 | 342 | 522 | 148 | 176 | 94 | 129 |
| 81 | 36 | 44 | 11 | 11 | 26 | 25 | 23 | 24 | 92 | 90 | 28 | 44 | 14 | 15 |
| 82 | 44 | 55 | 13 | 11 | 29 | 35 | 24 | 34 | 87 | 105 | 35 | 38 | 19 | 25 |
| 83 | 21 | 35 | 7 | 6 | 14 | 12 | 18 | 12 | 36 | 42 | 31 | 14 | 10 | 16 |
| 84 | 30 | 37 | 13 | 13 | 22 | 23 | 18 | 24 | 43 | 47 | 27 | 30 | 15 | 7 |
| 85 | 59 | 116 | 14 | 19 | 33 | 24 | 40 | 37 | 114 | 157 | 32 | 51 | 30 | 42 |
| 86 | 23 | 43 | 9 | 11 | 11 | 21 | 13 | 16 | 44 | 58 | 27 | 14 | 11 | 13 |
| 87 | 17 | 19 | 4 | 10 | 5 | 10 | 3 | 11 | 28 | 25 | 21 | 13 | 2 | 14 |
| 88 | 22 | 27 | 8 | 11 | 16 | 9 | 28 | 30 | 90 | 116 | 34 | 38 | 18 | 20 |
| 89 | 12 | 27 | 7 | 3 | 8 | 9 | 13 | 5 | 21 | 28 | 9 | 10 | 6 | 10 |
| 90 | 42 | 154 | 18 | 21 | 19 | 48 | 33 | 57 | 101 | 170 | 27 | 69 | 24 | 36 |
| 91 | 5 | 17</ | | | | | | | | | | | | |

POBLACION DEL PAIS POR EDADES, SEXO Y PROVINCIAS

| | LLANQUIHUE | | CHITÓ | | AYSÉN | | MAGALLANES | | TOTAL PAIS | | |
|------------|------------|--------|--------|--------|-------|-------|------------|--------|------------|-----------|-----------|
| | H. | M. | H. | M. | H. | M. | H. | M. | Hombres | Mujeres | Total |
| 0. | 2.135 | 2.224 | 1.605 | 1.536 | 309 | 266 | 563 | 547 | 76.657 | 74.217 | 150.874 |
| 1. | 1.699 | 1.600 | 1.164 | 1.098 | 221 | 227 | 438 | 459 | 54.955 | 53.589 | 108.544 |
| 2. | 1.803 | 1.782 | 1.494 | 1.404 | 266 | 274 | 490 | 489 | 59.216 | 57.815 | 117.031 |
| 3. | 1.737 | 1.875 | 1.435 | 1.456 | 259 | 257 | 485 | 470 | 61.863 | 61.511 | 123.374 |
| 4. | 1.678 | 1.723 | 1.412 | 1.382 | 275 | 260 | 457 | 476 | 60.998 | 61.204 | 122.200 |
| 5. | 1.769 | 1.652 | 1.452 | 1.447 | 262 | 243 | 484 | 448 | 63.475 | 60.718 | 124.193 |
| 6. | 1.777 | 1.726 | 1.388 | 1.438 | 277 | 253 | 486 | 500 | 64.154 | 61.000 | 125.154 |
| 7. | 1.651 | 1.672 | 1.463 | 1.439 | 250 | 277 | 483 | 523 | 67.810 | 66.615 | 134.425 |
| 8. | 1.683 | 1.648 | 1.445 | 1.373 | 280 | 206 | 519 | 528 | 66.799 | 65.763 | 132.564 |
| 9. | 1.443 | 1.473 | 1.207 | 1.206 | 186 | 243 | 496 | 551 | 59.714 | 58.807 | 118.521 |
| 10. | 1.713 | 1.729 | 1.492 | 1.380 | 241 | 245 | 604 | 584 | 68.252 | 67.356 | 135.608 |
| 11. | 1.414 | 1.430 | 1.149 | 1.143 | 206 | 202 | 499 | 487 | 57.685 | 56.860 | 114.545 |
| 12. | 1.785 | 1.677 | 1.464 | 1.495 | 180 | 185 | 525 | 511 | 69.751 | 66.565 | 136.314 |
| 13. | 1.307 | 1.212 | 1.068 | 1.080 | 147 | 166 | 485 | 474 | 54.462 | 54.352 | 108.814 |
| 14. | 1.470 | 1.370 | 1.289 | 1.228 | 185 | 181 | 504 | 522 | 56.657 | 57.359 | 114.016 |
| 15. | 1.170 | 1.248 | 1.046 | 1.162 | 169 | 140 | 430 | 456 | 48.552 | 51.698 | 100.250 |
| 16. | 1.228 | 1.255 | 1.008 | 1.178 | 180 | 149 | 455 | 456 | 51.174 | 55.858 | 107.032 |
| 17. | 1.160 | 1.042 | 1.012 | 1.009 | 180 | 144 | 468 | 436 | 49.896 | 48.498 | 98.394 |
| 18. | 1.297 | 1.387 | 1.070 | 1.322 | 198 | 162 | 562 | 461 | 58.505 | 57.877 | 116.382 |
| 19. | 1.111 | 1.048 | 729 | 979 | 206 | 125 | 487 | 451 | 48.194 | 44.551 | 92.745 |
| 20. | 1.124 | 1.287 | 594 | 1.194 | 140 | 195 | 721 | 484 | 51.017 | 57.384 | 108.401 |
| 21. | 822 | 863 | 503 | 855 | 165 | 111 | 484 | 342 | 36.568 | 37.482 | 74.050 |
| 22. | 1.085 | 1.218 | 625 | 1.079 | 163 | 150 | 576 | 422 | 45.784 | 50.223 | 96.007 |
| 23. | 1.008 | 956 | 566 | 934 | 161 | 152 | 618 | 475 | 42.692 | 46.054 | 88.746 |
| 24. | 967 | 983 | 510 | 1.002 | 171 | 117 | 581 | 431 | 42.810 | 46.916 | 89.726 |
| 25. | 1.030 | 1.203 | 647 | 1.294 | 210 | 186 | 679 | 482 | 47.375 | 54.918 | 102.293 |
| 26. | 1.020 | 969 | 611 | 976 | 164 | 134 | 588 | 423 | 43.384 | 46.988 | 90.372 |
| 27. | 807 | 785 | 455 | 812 | 166 | 112 | 513 | 414 | 37.265 | 39.673 | 76.938 |
| 28. | 946 | 1.030 | 612 | 1.004 | 197 | 143 | 585 | 450 | 44.918 | 49.366 | 94.284 |
| 29. | 675 | 597 | 406 | 622 | 131 | 97 | 472 | 313 | 31.423 | 31.561 | 62.984 |
| 30. | 1.185 | 1.223 | 773 | 1.345 | 240 | 199 | 707 | 649 | 53.299 | 59.772 | 113.071 |
| 31. | 609 | 459 | 415 | 556 | 139 | 75 | 402 | 264 | 25.368 | 21.188 | 46.556 |
| 32. | 779 | 761 | 483 | 742 | 144 | 99 | 507 | 381 | 36.721 | 35.989 | 72.710 |
| 33. | 702 | 551 | 388 | 549 | 140 | 80 | 453 | 287 | 30.729 | 27.635 | 58.364 |
| 34. | 676 | 575 | 391 | 568 | 114 | 80 | 422 | 292 | 31.314 | 30.390 | 61.704 |
| 35. | 748 | 769 | 502 | 912 | 132 | 107 | 416 | 300 | 34.154 | 38.625 | 72.779 |
| 36. | 648 | 664 | 442 | 656 | 127 | 87 | 450 | 295 | 31.435 | 32.335 | 63.770 |
| 37. | 509 | 559 | 349 | 487 | 101 | 83 | 339 | 271 | 24.584 | 24.755 | 49.339 |
| 38. | 711 | 712 | 497 | 742 | 146 | 83 | 478 | 329 | 37.514 | 41.221 | 78.735 |
| 39. | 572 | 458 | 356 | 515 | 101 | 75 | 403 | 279 | 27.718 | 28.651 | 56.369 |
| 40. | 1.054 | 1.069 | 675 | 1.207 | 198 | 136 | 639 | 438 | 50.589 | 55.944 | 106.533 |
| 41. | 388 | 317 | 280 | 367 | 92 | 39 | 277 | 126 | 18.280 | 14.967 | 33.247 |
| 42. | 552 | 476 | 352 | 520 | 141 | 70 | 393 | 227 | 28.376 | 25.732 | 54.108 |
| 43. | 399 | 358 | 267 | 373 | 90 | 42 | 289 | 187 | 18.635 | 17.041 | 35.676 |
| 44. | 602 | 374 | 283 | 371 | 103 | 54 | 273 | 176 | 21.103 | 18.008 | 39.111 |
| 45. | 546 | 586 | 426 | 703 | 106 | 58 | 390 | 271 | 29.461 | 32.192 | 61.653 |
| 46. | 423 | 354 | 299 | 418 | 90 | 36 | 305 | 189 | 20.303 | 18.025 | 38.328 |
| 47. | 315 | 289 | 215 | 309 | 57 | 23 | 243 | 130 | 15.009 | 13.681 | 28.690 |
| 48. | 539 | 496 | 421 | 590 | 96 | 46 | 329 | 215 | 26.727 | 27.039 | 53.766 |
| 49. | 370 | 256 | 254 | 292 | 68 | 37 | 290 | 162 | 17.645 | 15.903 | 33.548 |
| 50. | 594 | 710 | 517 | 992 | 94 | 77 | 337 | 289 | 29.180 | 37.731 | 66.911 |
| 51. | 256 | 203 | 225 | 291 | 55 | 22 | 189 | 99 | 11.683 | 9.959 | 21.642 |
| 52. | 362 | 307 | 293 | 396 | 65 | 23 | 267 | 184 | 18.288 | 16.624 | 34.912 |
| 53. | 285 | 204 | 248 | 274 | 58 | 25 | 206 | 124 | 12.555 | 10.567 | 23.122 |
| 54. | 309 | 260 | 285 | 308 | 58 | 23 | 193 | 131 | 14.375 | 13.059 | 27.434 |
| 55. | 424 | 406 | 391 | 493 | 64 | 37 | 243 | 163 | 19.569 | 21.189 | 40.758 |
| 56. | 344 | 273 | 333 | 542 | 53 | 26 | 198 | 101 | 15.613 | 13.353 | 28.966 |
| 57. | 181 | 137 | 179 | 202 | 26 | 7 | 140 | 92 | 9.495 | 8.091 | 17.586 |
| 58. | 289 | 302 | 302 | 427 | 49 | 20 | 137 | 110 | 14.692 | 15.615 | 30.307 |
| 59. | 166 | 124 | 185 | 207 | 21 | 11 | 133 | 74 | 9.012 | 8.160 | 17.172 |
| 60. | 477 | 629 | 530 | 923 | 77 | 42 | 227 | 160 | 24.512 | 33.923 | 58.435 |
| 61. | 169 | 127 | 178 | 230 | 14 | 7 | 74 | 51 | 7.818 | 6.812 | 14.630 |
| 62. | 181 | 170 | 178 | 240 | 23 | 10 | 111 | 60 | 8.803 | 9.185 | 17.988 |
| 63. | 177 | 107 | 146 | 189 | 19 | 5 | 89 | 60 | 7.435 | 6.557 | 13.992 |
| 64. | 146 | 141 | 163 | 163 | 11 | 11 | 80 | 54 | 6.875 | 6.303 | 13.178 |
| 65. | 266 | 283 | 262 | 377 | 33 | 10 | 94 | 93 | 12.069 | 14.150 | 26.219 |
| 66. | 198 | 144 | 157 | 175 | 21 | 23 | 82 | 53 | 6.633 | 5.629 | 12.262 |
| 67. | 120 | 84 | 103 | 106 | 7 | 2 | 55 | 40 | 4.464 | 3.982 | 8.446 |
| 68. | 142 | 133 | 178 | 241 | 8 | 8 | 51 | 62 | 6.381 | 6.981 | 13.362 |
| 69. | 75 | 74 | 85 | 77 | 8 | 4 | 39 | 12 | 3.039 | 3.042 | 6.081 |
| 70. | 243 | 322 | 285 | 430 | 28 | 10 | 77 | 78 | 11.511 | 16.888 | 28.399 |
| 71. | 56 | 66 | 112 | 85 | 7 | 7 | 27 | 26 | 2.706 | 2.601 | 5.307 |
| 72. | 76 | 86 | 92 | 115 | 5 | 5 | 58 | 27 | 5.601 | 4.180 | 9.781 |
| 73. | 54 | 51 | 58 | 59 | 6 | 5 | 32 | 22 | 2.351 | 2.393 | 4.744 |
| 74. | 70 | 58 | 77 | 51 | 6 | 5 | 26 | 15 | 2.393 | 2.475 | 4.868 |
| 75. | 87 | 141 | 130 | 214 | 7 | 7 | 27 | 50 | 4.474 | 6.108 | 10.582 |
| 76. | 65 | 54 | 88 | 78 | 4 | 8 | 21 | 17 | 2.232 | 2.446 | 4.678 |
| 77. | 57 | 45 | 55 | 56 | 8 | 5 | 15 | 13 | 1.669 | 1.517 | 3.186 |
| 78. | 44 | 46 | 80 | 84 | 8 | 5 | 24 | 13 | 2.305 | 2.805 | 5.110 |
| 79. | 24 | 33 | 48 | 40 | 2 | 2 | 7 | 9 | 1.119 | 1.290 | 2.409 |
| 80. | 88 | 155 | 139 | 226 | 8 | 9 | 18 | 32 | 3.952 | 7.221 | 11.173 |
| 81. | 31 | 20 | 31 | 39 | 1 | 1 | 6 | 9 | 905 | 1.086 | 1.995 |
| 82. | 21 | 24 | 28 | 40 | 1 | 2 | 4 | 11 | 953 | 1.246 | 2.199 |
| 83. | 17 | 13 | 16 | 22 | 1 | 1 | 3 | 5 | 516 | 673 | 1.189 |
| 84. | 16 | 19 | 26 | 37 | 1 | 1 | 6 | 2 | 637 | 881 | 1.518 |
| 85. | 39 | 44 | 44 | 69 | 4 | 2 | 3 | 10 | 1.017 | 1.761 | 2.778 |
| 86. | 8 | 17 | 15 | 23 | 3 | 1 | 3 | 6 | 451 | 676 | 1.127 |
| 87. | 8 | 9 | 14 | 17 | 2 | 2 | 2 | 4 | 306 | 432 | 738 |
| 88. | 46 | 40 | 12 | 11 | 3 | 7 | 1 | 5 | 696 | 911 | 1.607 |
| 89. | 9 | 7 | 3 | 13 | — | — | 3 | — | 233 | 358 | 591 |
| 90. | 12 | 39 | 29 | 66 | 2 | 4 | 6 | 14 | 870 | 1.979 | 2.849 |
| 91. | 3 | 3 | 5 | 9 | — | — | — | 5 | 134 | 217 | 346 |
| 92. | 6 | 10 | 5 | 4 | 1 | — | 1 | 4 | 169 | 259 | 428 |
| 93. | 2 | 3 | 6 | 3 | 1 | 1 | 1 | 1 | 96 | 149 | 245 |
| 94. | 2 | 3 | 4 | 5 | — | — | — | — | 81 | 159 | 220 |
| 95. | 9 | 19 | 13 | 18 | 1 | — | 2 | 5 | 256 | 474 | 730 |
| 96. | 3 | 12 | 6 | 13 | 1 | — | — | 1 | 134 | 232 | 366 |
| 97. | 1 | 3 | 1 | 3 | — | — | — | — | 51 | 72 | 123 |
| 98. | 5 | 6 | 7 | 12 | — | — | 1 | — | 118 | 203 | 321 |
| 99. | 32 | 35 | 2 | 5 | 2 | 5 | 3 | — | 290 | 373 | 663 |
| 100. | 4 | 6 | 8 | 10 | 1 | — | 1 | — | 141 | 350 | 491 |
| 101 y más. | 2 | 12 | 10 | 9 | 4 | — | — | — | 296 | 438 | 734 |
| Total | 59.040 | 58.185 | 45.392 | 56.314 | 9.444 | 7.570 | 27.019 | 21.794 | 2.489.926 | 2.533.613 | 5.023.539 |

CENSO DE POBLACION, 1940

INSTRUCCION SEGUN CENSO DE 1940

La población de Chile era en 1854 de 1.439.120 habitantes, de los cuales solamente sabían leer 193.898, o sea, el 13,5%, porcentaje insignificante, si se considera que había ya transcurrido casi medio siglo desde la emancipación política del país.

Los censos de población realizados en 1865 y 1875, acusan un pequeño mejoramiento de esta situación, elevándose el alfabetismo a un 17,0 y 22,9%, respectivamente.

Consolidada la paz interna y externa, se advierte en el período entre 1885 y 1907, un progreso más notorio en la alfabetización del país, señalando los censos de 1885, 1895 y 1907, porcentajes de 28,9%, 31,8% y 40,0%, respectivamente.

Entre los años 1907 y 1920, el alfabetismo acusa un fuerte aumento, subiendo el porcentaje de los que saben leer a un 50,3%, sobre una población de 3.753.799 habitantes.

La matrícula que en 1875 era de 65.875 alumnos en las escuelas primarias del país, sube en 1920 a 333.047, las escuelas de 818 a 3.148 y el número de profesores de 1.127 a 7.361.

En 1920 se dicta la Ley de Instrucción Primaria Obligatoria, iniciándose para la cultura chilena una etapa histórica de excepcional significado social. Esta Ley, N° 3654, de 20 de Agosto, cuyo texto definitivo fué fijado por la Ley N° 5291, de 22 de Noviembre de 1929, declara obligatoria la instrucción primaria para todo niño, de uno u otro sexo, entre 7 y 15 años cumplidos. Sin embargo, los resultados de los censos de 1930 y 1940 indican que no han sido del todo satisfactorios los avances efectuados en los últimos 20 años en el terreno del alfabetismo, subiendo el porcentaje de 50,3% en 1920 a 56,1% en 1930 y solamente a 58,3% en 1940. El número de escuelas es en 1930 de 3.177, con una matrícula de 458.953 alumnos y 9.617

INSTRUCCION DE LOS HABITANTES POR SEXOS, DESDE 1854 HASTA 1940 Y PORCENTAJE DE ALFABETOS

| Años | SABEN LEER | | | NO SABEN LEER | | | % DE ALFABETOS | | |
|-----------|------------|-----------|-----------|---------------|-----------|-----------|----------------|------|------|
| | H. | M. | T. | H. | M. | T. | H. | M. | T. |
| 1854..... | 123.437 | 70.461 | 193.898 | 589.495 | 665.727 | 1.245.222 | 17,3 | 9,7 | 13,5 |
| 1865..... | 183.627 | 125.782 | 309.309 | 722.616 | 787.298 | 1.509.914 | 20,3 | 13,8 | 17,0 |
| 1875..... | 270.908 | 206.413 | 477.321 | 763.066 | 835.584 | 1.598.650 | 26,2 | 19,8 | 22,9 |
| 1885..... | 400.515 | 330.748 | 731.263 | 863.130 | 932.927 | 1.796.057 | 31,7 | 26,2 | 28,9 |
| 1895..... | 457.668 | 397.837 | 855.495 | 875.111 | 967.379 | 1.832.490 | 34,3 | 29,2 | 31,8 |
| 1907..... | 682.548 | 615.670 | 1.298.218 | 941.673 | 1.009.388 | 1.951.061 | 42,0 | 37,9 | 40,0 |
| 1920..... | 955.681 | 936.099 | 1.891.780 | 910.146 | 961.873 | 1.862.019 | 57,2 | 49,5 | 50,3 |
| 1930..... | 1.218.661 | 1.187.867 | 2.406.528 | 904.048 | 976.869 | 1.880.917 | 57,4 | 54,9 | 56,1 |
| 1940..... | 1.442.594 | 1.418.665 | 2.861.259 | 990.948 | 1.058.101 | 2.049.049 | 59,3 | 57,3 | 58,3 |

INSTRUCCION (CENSO DE 1940)

Analfabetismo de los mayores de 15 años (edad postescolar) por cien habitantes

| PROVINCIAS | Población Hombres Total | Sabien leer | Ignorados | NO SABEN LEER Hombres | | | | Analfabetismo % Total | Población Mujeres Total | Sabien leer | Ignoradas | NO SABEN LEER Mujeres | | | | Analfabetismo % Total | % del total general de población |
|-------------------|-------------------------|-------------|-----------|------------------------------|---------------------------|------------------------------------|-----------------------|-----------------------|-------------------------|-------------|-----------|------------------------------|---------------------------|------------------------------------|-----------------------|-----------------------|----------------------------------|
| | | | | De 0-6 años Edad pre-escolar | De 7-15 años Edad escolar | De 16 años y más Edad post-escolar | Analfabetismo % Total | | | | | De 0-6 años Edad pre-escolar | De 7-15 años Edad escolar | De 16 años y más Edad post-escolar | Analfabetismo % Total | | |
| | | | | | | | | | | | | | | | | | |
| Tarapacá | 55.622 | 38.819 | 552 | 8.216 | 2.462 | 5.573 | 10,0 | 48.475 | 31.338 | 442 | 8.130 | 2.352 | 6.213 | 12,8 | 11,3 | | |
| Antofagasta | 77.853 | 56.543 | 1.018 | 11.642 | 2.855 | 5.795 | 7,4 | 67.294 | 45.124 | 788 | 11.336 | 3.034 | 7.012 | 10,4 | 8,8 | | |
| Atacama | 45.296 | 27.976 | 810 | 7.480 | 2.954 | 5.076 | 13,4 | 39.016 | 23.366 | 415 | 7.309 | 2.866 | 5.060 | 13,0 | 13,2 | | |
| Coquimbo | 120.833 | 57.415 | 2.628 | 24.866 | 12.693 | 23.231 | 19,2 | 124.776 | 60.441 | 2.261 | 24.135 | 11.897 | 26.042 | 20,9 | 20,1 | | |
| Aconcagua | 60.225 | 31.790 | 1.244 | 10.760 | 4.895 | 11.536 | 19,2 | 57.824 | 30.318 | 1.109 | 10.604 | 4.465 | 11.328 | 19,6 | 19,4 | | |
| Valparaíso | 206.518 | 142.405 | 3.371 | 31.965 | 9.345 | 19.432 | 9,4 | 218.547 | 150.450 | 2.790 | 31.421 | 9.678 | 24.208 | 11,1 | 10,3 | | |
| Santiago | 600.549 | 403.793 | 12.873 | 95.094 | 30.760 | 58.039 | 9,7 | 667.956 | 456.559 | 11.854 | 92.108 | 29.395 | 78.040 | 11,7 | 12,9 | | |
| O'Higgins | 104.131 | 62.869 | 2.184 | 18.668 | 8.488 | 21.922 | 21,1 | 96.166 | 49.649 | 2.209 | 17.790 | 6.893 | 19.625 | 20,4 | 20,7 | | |
| Colchagua | 66.835 | 29.691 | 2.225 | 12.322 | 6.701 | 15.896 | 23,8 | 64.413 | 29.559 | 2.287 | 11.655 | 5.384 | 15.523 | 24,1 | 23,9 | | |
| Curicó | 40.841 | 19.194 | 931 | 7.157 | 3.782 | 9.777 | 23,9 | 40.344 | 19.448 | 857 | 7.044 | 3.404 | 9.591 | 23,8 | 23,9 | | |
| Talca | 79.053 | 39.075 | 1.798 | 13.635 | 6.980 | 17.565 | 22,2 | 78.088 | 38.164 | 1.817 | 12.900 | 7.319 | 18.598 | 23,8 | 23,0 | | |
| Maule | 34.026 | 16.549 | 897 | 6.397 | 3.222 | 6.961 | 20,5 | 36.471 | 17.085 | 965 | 6.223 | 3.019 | 9.179 | 25,2 | 22,9 | | |
| Linares | 67.749 | 33.901 | 1.232 | 12.359 | 5.923 | 14.334 | 21,2 | 67.219 | 32.716 | 1.520 | 11.961 | 5.203 | 15.819 | 23,5 | 22,3 | | |
| Ñuble | 121.529 | 58.079 | 3.332 | 22.701 | 12.253 | 25.164 | 20,7 | 121.656 | 56.162 | 3.313 | 21.938 | 11.157 | 29.086 | 23,9 | 22,3 | | |
| Concepción | 151.279 | 91.432 | 6.091 | 26.610 | 8.057 | 20.189 | 13,3 | 156.962 | 88.914 | 4.298 | 25.796 | 9.209 | 28.745 | 18,3 | 16,9 | | |
| Arauco | 33.494 | 16.370 | 736 | 6.894 | 3.875 | 6.619 | 19,8 | 32.613 | 13.311 | 825 | 6.632 | 3.744 | 8.101 | 24,8 | 22,0 | | |
| Bio-Bio | 63.598 | 30.238 | 1.467 | 12.847 | 7.074 | 11.972 | 18,8 | 63.714 | 27.978 | 1.469 | 12.909 | 6.842 | 14.516 | 22,8 | 20,8 | | |
| Malleco | 78.181 | 34.661 | 1.713 | 15.771 | 9.211 | 16.825 | 21,5 | 75.993 | 30.678 | 2.302 | 15.138 | 8.718 | 19.157 | 25,2 | 23,3 | | |
| Cautín | 187.245 | 90.492 | 6.719 | 38.390 | 20.776 | 31.868 | 17,0 | 187.414 | 76.766 | 7.321 | 37.800 | 20.693 | 44.834 | 23,9 | 20,6 | | |
| Valdivia | 98.850 | 53.153 | 3.105 | 18.922 | 8.803 | 14.867 | 15,0 | 92.792 | 41.995 | 5.371 | 18.800 | 8.878 | 19.748 | 21,3 | 18,1 | | |
| Osonoro | 55.324 | 30.819 | 973 | 10.946 | 4.707 | 7.879 | 14,2 | 52.017 | 23.370 | 1.216 | 10.557 | 4.982 | 11.892 | 22,9 | 18,4 | | |
| Llanquihue | 59.040 | 34.376 | 1.202 | 12.698 | 4.156 | 6.708 | 11,4 | 58.185 | 27.497 | 1.479 | 12.582 | 4.656 | 11.991 | 20,6 | 16,0 | | |
| Chiloé | 45.392 | 27.406 | 949 | 9.884 | 2.815 | 4.338 | 9,6 | 56.314 | 29.407 | 1.652 | 9.827 | 2.730 | 12.698 | 22,5 | 16,8 | | |
| Aysén | 9.444 | 5.600 | 206 | 1.869 | 689 | 1.180 | 12,5 | 7.570 | 3.499 | 185 | 1.780 | 791 | 1.315 | 17,4 | 14,7 | | |
| Magallanes | 27.019 | 21.048 | 128 | 3.403 | 803 | 1.637 | 6,1 | 21.794 | 14.871 | 102 | 3.389 | 942 | 2.490 | 11,4 | 8,5 | | |
| Total | 2489.926 | 1442.594 | 56.384 | 441.296 | 184.269 | 365.383 | 14,7 | 2533.613 | 1418.665 | 56.847 | 429.054 | 178.231 | 450.816 | 17,8 | 16,3 | | |

profesores, y en 1940 el número de escuelas sube a 3.783, con una matrícula de 649.458 alumnos y 12.197 profesores.

El presupuesto para la instrucción primaria era en 1920 de 18,9 millones, sube en 1930 a 93,7 y en 1940 a 160,6.

Se publica un cuadro en el que se detalla por provincias y por sexo el analfabetismo en el país de la población postescolar, o sea la de 16 y más años de edad, de acuerdo con los resultados del censo de población de 1940. Del total del grupo hombres, 1.442.594, declararon que no sabían leer 365.383. Del grupo mujeres, 450.816. Del grupo de 7 a 15 años, que corresponde a la edad escolar, no sabían leer 184.269 hombres y 178.231 mujeres. El grupo de la edad preescolar, 0 a 6 años, arrojó 441.296 hombres y 429.054 mujeres.

De acuerdo con el criterio adoptado por numerosos países de considerar solamente analfabetos a los habitantes que no saben leer y que han sobrepasado la edad escolar, se han efectuado los cálculos del analfabetismo, eliminándose del total de los que no saben leer los grupos de niños de edad preescolar y escolar que no saben leer. Esta fórmula da para nuestro país un analfabetismo de 16,3%, porcentaje que en el rubro hombres baja a 14,7% y en las mujeres sube a 17,8%.

Entre las provincias, Magallanes con 8,5% y Antofagasta con 8,8%, señalan los mejores porcentajes de analfabetismo. Los más altos los anotan Colchagua y Curicó, con 23,9% respectivamente, seguida de Malleco con 23,3% y de Maule con 22,9%. Valparaíso y Santiago señalan 10,3% y 12,9%, respectivamente.

El analfabetismo de las mujeres de 16 años y más

de edad es superior al de los hombres, con 17,8%, contra 14,7%. En el rubro hombres, Magallanes anota también el analfabetismo más bajo, con 6,1%, sufriendo en el rubro mujeres a 11,4%. En Chiloé se advierte una apreciable diferencia entre los porcentajes de hombres y mujeres que no saben leer, siendo de 9,6% para los primeros y de 22,5% para las segundas.

Es interesante llamar la atención hacia el grupo de niños de 7 a 15 años que no saben leer, cuyo total de hombres es de 184.269 y de mujeres 178.231. Son 362.500 niños en edad escolar que no se pueden considerar analfabetos, pero que no cumplen con la Ley de Instrucción Primaria Obligatoria, y que una vez que sobrepasen la edad escolar irán a engrosar las filas de los que no saben leer. En la provincia de Santiago suman 60.145, en Cautín 41.469, en Coquimbo 24.590 y en Ñuble 23.410, para no citar más que las cuatro cifras más altas.

INSTRUCCION DE LOS HABITANTES DE LA REPUBLICA, SEGUN CENSOS DE 1930 Y 1940

Se publica un cuadro, por edades y sexo, con los resultados de la instrucción de los habitantes, de acuerdo con el Censo General de Población de 1940. Se ha dividido la población total del país en 3 grupos: edad preescolar, de 0 a 6 años; edad escolar, de 7 a 15 años, determinada por la Ley de Instrucción Primaria Obligatoria, y edad postescolar, de 16 años y más.

Para calcular el analfabetismo se ha aplicado el criterio adoptado por numerosos países de considerar analfabetos únicamente a los habitantes que no saben leer y que han sobrepasado el límite de la edad escolar, que en Chile es de 15 años. Este criterio para nuestro país es perfectamente lógico, por cuanto la población de 7 a 15 años está afectada a la Ley de Instrucción Primaria Obligatoria y, en consecuencia, deben considerarse solamente "sin instrucción" los habitantes comprendidos entre estas edades, que no saben leer.

Tanto para el cálculo de la población escolar sin instrucción como para la determinación del analfabetismo de los habitantes en edad postescolar, se han eliminado los ignorados, o sean, los que dejaron en blanco en la cédula de empadronamiento los datos referentes a la instrucción, criterio que se aplicó en nuestro país en el Censo de 1930.

El Censo General de 1940 arrojó una población, entre 7 y 15 años, de 1.095.057 habitantes, de los cuales declararon que sabían leer 690.432 y que no sabían 361.500. Los ignorados en este grupo suman 43.125. El porcentaje de la población escolar sin instrucción alcanzó, en consecuencia, a un 34,4%. La edad de 7 años, inicial para el cumplimiento de la Ley de Instrucción Primaria, señala, naturalmente, el porcentaje más alto de los niños sin instrucción, 79%.

La población del grupo de habitantes de edad postescolar, 16 años y más, es en 1940 de 3.057.132, de los cuales declararon que sabían leer 2.170.827 y que no sabían 816.199. Los ignorados en este grupo suman 70.103. El analfabetismo alcanza a un 27,3%, porcentaje que sube en el grupo de 60 años y más a un 46,2%. En el grupo de 20 a 29 años el analfabetismo baja a un 21,1%.

Se publica otro cuadro en el que se comparan los resultados de la instrucción en el Censo de 1940 con el de 1930. En este último Censo se consideraron los niños sin instrucción como analfabetos y se eliminó la edad de 7 años, haciéndose figurar toda la población de esta edad como ignorados. Para hacer posible las comparaciones de ambos Censos en el grupo

INSTRUCCION DE LOS HABITANTES DE LA REPUBLICA, SEGUN CENSOS DE POBLACION DE 1930 Y 1940

| EIDADES | POBLACIÓN | | A) SABEN LEER | | B) NO SABEN LEER | | C) IGNORADOS | | % sin instrucción edad escolar | |
|-------------------------|------------------|------------------|------------------|------------------|------------------|----------------|----------------|----------------|--------------------------------|---------------|
| | 1930 | 1940 | 1930 | 1940 | 1930 | 1940 | 1930 | 1940 | 1930 | B A+B 1940 |
| | | | | | | | | | | |
| Edad preescolar | | | | | | | | | | |
| 0..... | 141.731 | 150.854 | — | — | — | — | — | — | — | — |
| 1..... | 95.174 | 108.544 | — | — | — | — | — | — | — | — |
| 2..... | 115.560 | 117.031 | — | — | — | — | — | — | — | — |
| 3..... | 122.662 | 123.374 | — | — | — | — | — | — | — | — |
| 4..... | 113.803 | 122.200 | — | — | — | — | — | — | — | — |
| 5..... | 112.565 | 124.193 | — | — | — | — | — | — | — | — |
| 6..... | 109.918 | 125.154 | — | — | — | — | — | — | — | — |
| Total | 812.403 | 871.350 | — | — | — | — | — | — | — | — |
| (*) Edad escolar | | | | | | | | | | |
| 7..... | 116.151 | 134.425 | — | — | — | — | 116.151 | 134.425 | — | — |
| 8..... | 107.157 | 132.564 | 44.141 | 58.184 | 39.245 | 67.070 | 23.771 | 7.310 | 47,1 | 53,5 |
| 9..... | 89.573 | 118.521 | 52.883 | 72.673 | 25.689 | 38.412 | 11.001 | 7.436 | 52,7 | 34,6 |
| 10..... | 104.407 | 135.608 | 72.931 | 92.340 | 28.616 | 37.109 | 6.869 | 6.159 | 26,0 | 28,7 |
| 11..... | 80.875 | 114.545 | 62.090 | 84.878 | 16.674 | 25.780 | 3.111 | 3.887 | 20,2 | 23,3 |
| 12..... | 104.269 | 136.214 | 81.593 | 101.988 | 19.376 | 30.172 | 3.300 | 4.164 | 19,2 | 22,8 |
| 13..... | 85.039 | 108.814 | 70.635 | 86.187 | 12.598 | 20.118 | 2.406 | 2.509 | 15,2 | 18,9 |
| 14..... | 93.905 | 114.016 | 76.911 | 89.295 | 14.410 | 22.169 | 2.584 | 2.552 | 15,8 | 19,9 |
| 15..... | 91.165 | 100.250 | 74.147 | 78.155 | 14.476 | 19.902 | 2.542 | 2.193 | 16,3 | 20,3 |
| Total | 872.541 | 1.095.057 | 534.731 | 663.700 | 167.084 | 260.732 | 170.726 | 170.625 | 23,8 | 28,2 |
| Edad postescolar | | | | | | | | | | |
| 16..... | 94.207 | 105.032 | 76.339 | 80.479 | 15.127 | 22.382 | 2.741 | 2.171 | 16,5 | 21,8 |
| 17..... | 90.407 | 98.394 | 73.722 | 76.317 | 13.928 | 20.031 | 2.757 | 2.046 | 15,9 | 20,8 |
| 18..... | 111.570 | 116.382 | 87.129 | 86.055 | 21.153 | 27.472 | 3.288 | 2.855 | 19,5 | 24,2 |
| 19..... | 81.970 | 92.745 | 65.170 | 70.055 | 14.310 | 20.288 | 2.499 | 2.402 | 18,0 | 22,5 |
| 20-29..... | 778.598 | 883.831 | 630.767 | 680.543 | 151.125 | 182.296 | 26.706 | 21.002 | 20,1 | 21,1 |
| 30-39..... | 557.986 | 673.397 | 410.354 | 494.705 | 128.375 | 163.880 | 19.257 | 14.812 | 23,8 | 24,9 |
| 40-49..... | 395.277 | 484.660 | 271.479 | 333.553 | 111.140 | 141.549 | 12.659 | 9.558 | 29,0 | 29,5 |
| 50-59..... | 248.402 | 308.610 | 158.820 | 195.677 | 81.567 | 106.693 | 8.015 | 6.249 | 33,9 | 35,3 |
| 60 y más..... | 244.064 | 294.081 | 128.017 | 153.443 | 107.279 | 131.618 | 8.788 | 9.020 | 45,6 | 46,2 |
| Total | 2.602.501 | 3.057.132 | 1.871.797 | 2.170.827 | 644.004 | 816.199 | 85.703 | 70.106 | 25,6 | 27,3 |

(*) En este estudio comparativo no se consideró la edad de 7 años, igual que en 1930.

CENSO GENERAL DE POBLACION DE 1940.—INSTRUCCION DE LOS HABITANTES DE LA REPUBLICA, POR EDADES Y SEXO

Población de edad escolar sin instrucción y analfabetismo de la población postescolar

| EIDADES | POBLACION TOTAL | | | A) SABEN LEER | | | B) NO SABEN LEER | | | C) IGNORADOS | | | % sin instrucción edad escolar B | | |
|-------------------------|-----------------|-----------------|-----------------|-----------------|-----------------|-----------------|------------------|----------------|----------------|---------------|---------------|---------------|--|-------------|-------------|
| | H. | M. | T. | H. | M. | T. | H. | M. | T. | H. | M. | T. | A + B | | |
| | | | | | | | | | | | | | H. | M. | T. |
| Edad preescolar | | | | | | | | | | | | | | | |
| 0..... | 76.637 | 74.217 | 150.854 | — | — | — | — | — | — | — | — | — | — | — | — |
| 1..... | 54.955 | 53.589 | 108.544 | — | — | — | — | — | — | — | — | — | — | — | — |
| 2..... | 59.216 | 57.815 | 117.031 | — | — | — | — | — | — | — | — | — | — | — | — |
| 3..... | 61.853 | 61.511 | 123.374 | — | — | — | — | — | — | — | — | — | — | — | — |
| 4..... | 60.996 | 61.204 | 122.209 | — | — | — | — | — | — | — | — | — | — | — | — |
| 5..... | 63.475 | 60.718 | 124.193 | — | — | — | — | — | — | — | — | — | — | — | — |
| 6..... | 64.154 | 61.000 | 125.154 | — | — | — | — | — | — | — | — | — | — | — | — |
| Total..... | 441.296 | 430.054 | 871.350 | — | — | — | — | — | — | — | — | — | — | — | — |
| Edad escolar | | | | | | | | | | | | | | | |
| 7..... | 67.810 | 66.615 | 134.425 | 13.211 | 13.521 | 26.732 | 51.187 | 49.581 | 100.768 | 3.412 | 3.513 | 6.925 | 79,5 | 78,6 | 79,0 |
| 8..... | 66.799 | 65.765 | 132.564 | 29.061 | 29.123 | 58.184 | 34.246 | 32.824 | 67.070 | 3.492 | 3.818 | 7.310 | 64,1 | 53,0 | 53,5 |
| 9..... | 59.714 | 58.807 | 118.521 | 36.481 | 36.192 | 72.673 | 19.417 | 18.995 | 38.412 | 3.816 | 3.620 | 7.436 | 34,7 | 34,4 | 34,6 |
| 10..... | 68.252 | 67.356 | 135.608 | 46.269 | 46.071 | 92.340 | 18.812 | 18.297 | 37.109 | 3.171 | 2.988 | 6.159 | 28,9 | 28,4 | 28,7 |
| 11..... | 57.685 | 56.860 | 114.545 | 42.685 | 42.193 | 84.878 | 13.001 | 12.779 | 25.780 | 1.999 | 1.888 | 3.887 | 23,3 | 23,2 | 23,3 |
| 12..... | 69.751 | 66.563 | 136.314 | 51.753 | 50.235 | 101.988 | 15.763 | 14.409 | 30.172 | 2.235 | 1.919 | 4.154 | 23,3 | 22,3 | 22,8 |
| 13..... | 54.462 | 54.352 | 108.814 | 42.690 | 43.497 | 86.187 | 10.429 | 9.689 | 20.118 | 1.343 | 1.166 | 2.509 | 19,6 | 18,2 | 18,9 |
| 14..... | 56.657 | 57.359 | 114.016 | 43.930 | 45.365 | 89.295 | 11.408 | 10.761 | 22.169 | 1.319 | 1.233 | 2.552 | 20,6 | 19,2 | 19,9 |
| 15..... | 48.552 | 51.698 | 100.250 | 37.450 | 40.705 | 78.155 | 10.006 | 9.896 | 19.902 | 1.096 | 1.097 | 2.193 | 21,1 | 19,6 | 20,3 |
| Total..... | 549.682 | 545.375 | 1095.057 | 345.530 | 346.902 | 690.432 | 184.269 | 177.231 | 361.500 | 21.883 | 21.242 | 43.125 | 34,9 | 33,8 | 34,4 |
| Edad postescolar | | | | | | | | | | | | | | | |
| 16..... | 51.174 | 53.858 | 105.032 | 38.903 | 41.576 | 80.479 | 11.199 | 11.183 | 22.382 | 1.072 | 1.099 | 2.171 | 22,4 | 21,2 | 21,8 |
| 17..... | 49.896 | 48.498 | 98.394 | 38.205 | 38.112 | 76.317 | 10.594 | 9.437 | 20.031 | 1.097 | 949 | 2.046 | 21,7 | 19,8 | 20,8 |
| 18..... | 58.505 | 57.877 | 116.382 | 42.463 | 43.592 | 86.055 | 14.559 | 12.913 | 27.472 | 1.483 | 1.372 | 2.855 | 25,5 | 22,9 | 24,2 |
| 19..... | 48.194 | 44.551 | 92.745 | 35.620 | 34.435 | 70.055 | 11.151 | 9.137 | 20.288 | 1.423 | 979 | 2.402 | 23,8 | 21,0 | 22,5 |
| 20..... | 51.017 | 67.384 | 108.401 | 39.134 | 42.713 | 81.847 | 10.747 | 13.387 | 24.134 | 1.136 | 1.284 | 2.420 | 21,5 | 23,9 | 22,8 |
| 21..... | 36.568 | 37.482 | 74.050 | 28.871 | 29.281 | 58.152 | 6.794 | 7.565 | 14.159 | 903 | 836 | 1.739 | 19,0 | 20,1 | 19,6 |
| 22..... | 45.784 | 50.223 | 96.007 | 35.446 | 38.446 | 73.892 | 9.202 | 10.628 | 19.830 | 1.136 | 1.149 | 2.285 | 20,6 | 21,7 | 21,2 |
| 23..... | 42.692 | 46.054 | 88.746 | 33.708 | 36.209 | 69.908 | 7.960 | 8.876 | 16.836 | 1.024 | 978 | 2.002 | 19,1 | 19,7 | 19,4 |
| 24..... | 42.810 | 46.916 | 89.726 | 33.762 | 36.783 | 70.545 | 8.073 | 9.111 | 17.184 | 975 | 1.022 | 1.997 | 19,3 | 19,9 | 19,6 |
| 25-29..... | 204.395 | 222.506 | 426.901 | 158.504 | 167.695 | 326.199 | 40.347 | 49.696 | 90.143 | 5.444 | 5.115 | 10.559 | 20,3 | 22,9 | 21,7 |
| 30-39..... | 332.836 | 340.561 | 673.397 | 253.618 | 241.087 | 494.705 | 71.602 | 92.278 | 163.880 | 7.616 | 7.196 | 14.812 | 22,0 | 27,7 | 24,9 |
| 40-49..... | 246.128 | 238.532 | 484.660 | 179.433 | 154.120 | 333.553 | 62.014 | 79.535 | 141.549 | 4.681 | 4.877 | 9.558 | 25,7 | 34,0 | 29,8 |
| 50-59..... | 154.262 | 154.348 | 308.610 | 105.269 | 90.408 | 195.677 | 45.156 | 60.537 | 105.693 | 2.837 | 3.403 | 6.240 | 30,5 | 40,1 | 35,3 |
| 60 y más..... | 134.687 | 159.394 | 294.081 | 76.128 | 77.315 | 153.443 | 54.885 | 76.733 | 131.618 | 3.674 | 5.346 | 9.020 | 41,9 | 49,8 | 46,2 |
| Total..... | 1498.948 | 1558.184 | 3057.132 | 1099.064 | 1071.763 | 2170.827 | 365.383 | 450.816 | 815.199 | 34.501 | 35.605 | 70.106 | 25,0 | 29,6 | 27,3 |

de edad escolar, en este nuevo estudio se eliminó también la edad de 7 años en el Censo de 1940. Se observa que todos los porcentajes de niños sin instrucción, entre 8 y 15 años, son muy superiores en 1940 en relación al Censo anterior, señalando todo este grupo un porcentaje de 28,2% contra solamente 23,8% de 1930.

Esta situación revela que, a pesar de los esfuerzos del Estado para dar cumplimiento a la Ley de Instrucción Primaria Obligatoria, tiende a aumentar la población de edad escolar que no recibe instrucción, lo que a su vez influye en el analfabetismo del grupo de edad postescolar, que en 1930 era de 25,6% y sube en 1940 a un 27,3%.

En un estudio anterior sobre instrucción, publicado en la Sinopsis de 1945, en el comentario respectivo sobre la población de edad postescolar, se dijo: "Del total del grupo hombres, 1.442.594", siendo en realidad este total de 1.498.948, por lo que se hace la rectificación correspondiente.

ANALFABETISMO COMPARADO

Se publica un cuadro en el que se comparan las tasas de analfabetismo de diversos países, lo que muestra el grado de adelanto, en materia de instrucción, a que ha llegado Chile en relación a países organizados con mucha anterioridad.

ANALFABETISMO EN VARIOS PAISES

| (*) | PAISES | Año | Edad mínima considerada | % analfabetismo |
|-----|----------------|------|-------------------------|-----------------|
| | Finlandia..... | 1930 | 15 | 0,9 |
| | Canadá..... | 1931 | 10 | 3,7 |
| | E.E. UU..... | 1930 | 10 | 4,3 |
| | Francia..... | 1926 | 10 | 5,9 |
| | Letonia..... | 1930 | 10 | 13,6 |
| | Argentina..... | 1943 | 14 | 16,6 |
| | Grecia..... | 1928 | 10 | 31,0 |
| | Cuba..... | 1931 | 10 | 39,0 |
| | España..... | 1930 | 10 | 43,0 |
| | Colombia..... | 1938 | 15 | 43,1 |
| | Perú..... | 1940 | 15 | 57,6 |
| | Portugal..... | 1930 | 10 | 60,0 |
| | Venezuela..... | 1936 | 15 | 61,0 |
| | México..... | 1930 | 15 | 61,2 |
| | Brasil..... | 1920 | 15 | 64,9 |
| | Egipto..... | 1927 | 10 | 88,0 |
| | Chile..... | 1940 | 16 | 27,3 |

(*) Datos de la Revista Estadística del Instituto Interamericano, Septiembre de 1945.

CENSO DE POBLACION, 1940

INSTRUCCION DE LOS HABITANTES SEGUN CENSO DE 1940

En el número anterior de Estadística Chilena, se publicó un estudio de la instrucción de los habitantes de la República, por sexo y edades, de acuerdo con los resultados del Censo General de Población de 1940. En dicho estudio se clasificó la población en tres grupos: edad preescolar, de 0 a 7 años; edad escolar, de 7 a 16 años, y edad postescolar, de 16 años y más.

En relación a los Censos anteriores, se adoptó un nuevo criterio respecto al analfabetismo, considerándose únicamente analfabetos a los que no saben leer, comprendidos entre 16 años y más de edad, y sin instrucción a los niños de edad escolar que no saben leer. Se ha separado, en esta forma, el problema del incumplimiento de la Ley de Instrucción Primaria Obligatoria y el del analfabetismo en la población adulta, lo que proporcionará valiosos antecedentes para resolver estos males sociales.

Se publica ahora, como complemento del estudio anterior, la instrucción de los habitantes por provincias. En el grupo de edad escolar, la población total es de 1.095.057 habitantes, de los cuales declararon que sabían leer 690.432; que no sabían leer 361.500, y 43.125 dejaron en blanco, en la cédula, la parte correspondiente a la instrucción. Eliminandose del cálculo a los ignorados, se obtiene un 34,4% de población escolar sin instrucción, como promedio general

del grupo de 7 a 15 años, porcentaje que en el rubro hombres sube a 34,9%.

Las provincias agrícolas señalan los porcentajes más altos de población escolar sin instrucción, como Malleco con 50,3%, Cautín con 48,3%, Colchagua con 43,1%, Valdivia con 42,7%. En cambio en la zona norte, Antofagasta y Tarapacá anotan los más bajos porcentajes, con 19,9% y 21,6%, respectivamente. Valparaíso y Santiago quedan bajo el promedio, con 22,2% y 24,8%. Magallanes, con 19,1% anota el punto más bajo.

En el grupo postescolar, de 16 años y más, la población total es de 3.057.132 habitantes, de los cuales declararon que sabían leer 2.170.827 habitantes; que no sabían leer 816.199, y 70.106 dejaron en blanco la parte correspondiente a la instrucción. Eliminandose del cálculo a los ignorados, se obtiene para el país un analfabetismo de 27,3%, que en el rubro hombres baja a 25,0% y sube en las mujeres a 29,6%.

En relación a los resultados del Censo de Población de 1930, se observa en 1940 un pequeño aumento del analfabetismo en el grupo de 16 años y más, aumento que es de 1,7%.

En el rubro hombres de las provincias de Valparaíso y Magallanes los porcentajes de analfabetismo son altamente halagadores, señalando la primera 8,5% y la segunda 8,6%. El extremo opuesto lo ano-

tan Colchagua y Curicó, con 42,1% y 40,6%. En el rubro mujeres, Valparaíso y Magallanes registran también los porcentajes mas bajos, con 17,2% y 18,2%, respectivamente. En los porcentajes de hom-

bres y mujeres en conjunto, se observa que Magallanes anota el analfabetismo más reducido, 12,7%, seguida de Antofagasta con 14,1%. Santiago anota el mismo porcentaje del promedio del grupo, 27,3%.

CENSO DE 1940.—INSTRUCCION DE LOS HABITANTES DE LA REPUBLICA, POR PROVINCIAS, POBLACION DE EDAD ESCOLAR SIN INSTRUCCION Y POBLACION ANALFABETA DE EDAD POST-ESCOLAR

| PROVINCIAS | POBLACION | | | A) SABEN LEER | | | B) NO SABEN LEER | | | C) IGNORADOS | | | % POBLACION ESCOLAR SIN INSTRUCCION B | | |
|---|-----------------|-----------------|-----------------|-----------------|-----------------|-----------------|------------------|----------------|----------------|---------------|---------------|---------------|---------------------------------------|-------------|-------------|
| | H. | M. | T. | H. | M. | T. | H. | M. | T. | H. | M. | T. | H. | M. | T. |
| Edad pre-escolar, 0 a 7 años | | | | | | | | | | | | | | | |
| Tarapacá | 8.216 | 8.130 | 16.346 | | | | | | | | | | | | |
| Antofagasta | 11.642 | 11.356 | 22.978 | | | | | | | | | | | | |
| Atacama | 7.480 | 7.309 | 14.789 | | | | | | | | | | | | |
| Coquimbo | 24.866 | 24.135 | 49.001 | | | | | | | | | | | | |
| Aconcagua | 10.760 | 10.604 | 21.364 | | | | | | | | | | | | |
| Valparaíso | 31.965 | 31.421 | 63.386 | | | | | | | | | | | | |
| Santiago | 95.094 | 92.108 | 187.202 | | | | | | | | | | | | |
| O'Higgins | 18.668 | 17.790 | 36.458 | | | | | | | | | | | | |
| Colchagua | 12.322 | 11.655 | 23.977 | | | | | | | | | | | | |
| Curicó | 7.157 | 7.044 | 14.201 | | | | | | | | | | | | |
| Talca | 13.635 | 13.190 | 26.825 | | | | | | | | | | | | |
| Maule | 6.397 | 6.223 | 12.620 | | | | | | | | | | | | |
| Linares | 12.359 | 11.961 | 24.320 | | | | | | | | | | | | |
| Nuble | 22.701 | 21.938 | 44.639 | | | | | | | | | | | | |
| Concepción | 26.510 | 25.796 | 52.306 | | | | | | | | | | | | |
| Arauco | 6.894 | 6.632 | 13.526 | | | | | | | | | | | | |
| Bío-Bío | 12.847 | 12.909 | 25.756 | | | | | | | | | | | | |
| Malleco | 15.771 | 15.138 | 30.909 | | | | | | | | | | | | |
| Cautín | 38.390 | 37.800 | 76.190 | | | | | | | | | | | | |
| Valdivia | 18.922 | 18.800 | 37.722 | | | | | | | | | | | | |
| Osorno | 10.946 | 10.557 | 21.503 | | | | | | | | | | | | |
| Llanquihue | 12.598 | 12.582 | 25.180 | | | | | | | | | | | | |
| Chiloé | 9.884 | 9.827 | 19.711 | | | | | | | | | | | | |
| Aysén | 1.869 | 1.780 | 3.649 | | | | | | | | | | | | |
| Magallanes | 3.403 | 3.389 | 6.792 | | | | | | | | | | | | |
| Total | 441.296 | 430.054 | 871.350 | | | | | | | | | | | | |
| Edad escolar, 7 a 16 años | | | | | | | | | | | | | | | |
| Tarapacá | 11.409 | 11.092 | 22.501 | 8.819 | 8.619 | 17.438 | 2.462 | 2.352 | 4.814 | 128 | 121 | 249 | 21,8 | 20,4 | 21,6 |
| Antofagasta | 14.890 | 15.014 | 29.904 | 11.854 | 11.800 | 23.654 | 2.855 | 3.034 | 5.889 | 181 | 180 | 361 | 19,4 | 20,5 | 19,9 |
| Atacama | 9.135 | 9.188 | 18.323 | 6.022 | 6.177 | 12.199 | 2.954 | 2.866 | 5.820 | 159 | 145 | 304 | 32,9 | 31,7 | 32,3 |
| Coquimbo | 30.015 | 29.381 | 59.396 | 16.083 | 16.553 | 32.636 | 12.693 | 11.897 | 24.590 | 1.239 | 931 | 2.170 | 44,1 | 41,8 | 43,0 |
| Aconcagua | 13.859 | 13.572 | 27.431 | 8.554 | 8.751 | 17.305 | 4.895 | 4.465 | 9.360 | 410 | 356 | 766 | 36,4 | 33,8 | 35,1 |
| Valparaíso | 43.332 | 44.656 | 87.988 | 32.654 | 34.059 | 66.713 | 9.345 | 9.678 | 19.023 | 1.333 | 919 | 2.252 | 22,3 | 22,1 | 22,2 |
| Santiago | 122.578 | 126.409 | 248.987 | 88.748 | 93.740 | 182.488 | 30.760 | 29.395 | 60.145 | 3.080 | 2.914 | 5.994 | 25,7 | 23,9 | 24,8 |
| O'Higgins | 23.088 | 21.778 | 44.866 | 15.735 | 13.747 | 27.482 | 8.488 | 6.893 | 15.381 | 865 | 1.138 | 2.003 | 38,2 | 33,4 | 35,9 |
| Colchagua | 15.517 | 14.452 | 29.969 | 7.914 | 8.043 | 15.957 | 6.701 | 5.384 | 12.085 | 902 | 1.025 | 1.927 | 45,9 | 40,1 | 43,1 |
| Curicó | 8.922 | 8.751 | 17.673 | 4.882 | 5.125 | 10.007 | 3.782 | 3.494 | 7.186 | 258 | 222 | 480 | 45,7 | 39,9 | 41,8 |
| Talca | 17.055 | 16.608 | 33.663 | 9.513 | 9.762 | 19.275 | 6.980 | 6.319 | 13.299 | 562 | 527 | 1.089 | 42,3 | 39,3 | 40,8 |
| Maule | 7.927 | 7.795 | 15.722 | 4.444 | 4.532 | 8.976 | 3.222 | 3.019 | 6.241 | 261 | 244 | 505 | 42,0 | 40,0 | 41,0 |
| Linares | 15.409 | 15.019 | 30.428 | 8.959 | 9.083 | 18.042 | 6.923 | 6.203 | 11.126 | 527 | 733 | 1.260 | 39,8 | 36,4 | 38,1 |
| Nuble | 28.497 | 27.223 | 55.720 | 14.709 | 14.669 | 29.378 | 12.253 | 11.157 | 23.410 | 1.535 | 1.397 | 2.932 | 45,4 | 43,2 | 44,3 |
| Concepción | 31.839 | 32.689 | 64.528 | 20.785 | 21.559 | 42.344 | 8.057 | 9.209 | 17.266 | 2.997 | 1.921 | 4.918 | 27,9 | 29,9 | 29,0 |
| Arauco | 8.419 | 7.907 | 16.326 | 4.196 | 3.854 | 8.050 | 3.875 | 3.744 | 7.619 | 348 | 309 | 657 | 48,0 | 49,3 | 48,6 |
| Bío-Bío | 15.440 | 15.034 | 30.474 | 7.754 | 7.625 | 15.379 | 7.074 | 6.842 | 13.916 | 612 | 667 | 1.279 | 47,7 | 47,3 | 47,5 |
| Malleco | 18.938 | 18.567 | 37.505 | 8.916 | 8.766 | 17.682 | 9.211 | 8.718 | 17.929 | 811 | 1.083 | 1.894 | 50,8 | 49,9 | 50,3 |
| Cautín | 46.484 | 45.008 | 91.492 | 23.100 | 21.316 | 44.416 | 20.776 | 20.693 | 41.469 | 2.608 | 2.999 | 5.607 | 47,4 | 49,3 | 48,3 |
| Valdivia | 22.703 | 22.023 | 44.726 | 12.313 | 11.434 | 23.747 | 8.803 | 8.878 | 17.681 | 1.687 | 1.711 | 3.398 | 41,7 | 43,7 | 42,7 |
| Osorno | 12.578 | 12.126 | 24.703 | 7.501 | 6.705 | 14.206 | 4.707 | 4.982 | 9.689 | 370 | 438 | 808 | 38,6 | 42,6 | 40,5 |
| Llanquihue | 13.636 | 13.459 | 27.095 | 8.913 | 8.195 | 17.108 | 4.156 | 4.636 | 8.792 | 567 | 628 | 1.195 | 31,8 | 36,1 | 33,9 |
| Chiloé | 11.623 | 11.506 | 23.129 | 8.350 | 8.132 | 16.482 | 2.815 | 2.730 | 5.545 | 458 | 644 | 1.102 | 25,2 | 25,1 | 25,2 |
| Aysén | 1.844 | 1.843 | 3.687 | 1.093 | 977 | 2.070 | 689 | 791 | 1.480 | 62 | 75 | 137 | 38,7 | 44,7 | 41,7 |
| Magallanes | 4.545 | 4.636 | 9.181 | 3.719 | 3.679 | 7.398 | 803 | 942 | 1.745 | 23 | 15 | 38 | 17,8 | 20,4 | 19,1 |
| Total | 549.682 | 545.375 | 1095.057 | 343.530 | 346.902 | 690.432 | 184.269 | 177.231 | 361.500 | 21.833 | 21.242 | 43.125 | 31,9 | 33,8 | 34,4 |
| % ANALFABETISMO POBLACION POST-ESCOLAR B | | | | | | | | | | | | | | | |
| Edad post-escolar, 16 años y más | | | | | | | | | | | | | | | |
| Tarapacá | 35.997 | 29.253 | 65.250 | 30.000 | 22.719 | 52.719 | 5.573 | 6.213 | 11.786 | 424 | 321 | 745 | 15,7 | 21,5 | 18,3 |
| Antofagasta | 51.321 | 40.944 | 92.265 | 44.689 | 33.324 | 78.015 | 5.795 | 7.012 | 12.807 | 837 | 698 | 1.445 | 11,5 | 17,4 | 14,1 |
| Atacama | 28.681 | 22.519 | 51.200 | 21.954 | 17.189 | 39.143 | 6.076 | 5.067 | 11.136 | 651 | 270 | 921 | 21,7 | 22,7 | 22,1 |
| Coquimbo | 65.952 | 71.260 | 137.212 | 41.332 | 43.888 | 85.220 | 23.231 | 26.042 | 49.273 | 1.389 | 1.330 | 2.719 | 36,0 | 37,2 | 35,6 |
| Aconcagua | 35.606 | 33.648 | 69.254 | 23.236 | 21.567 | 44.803 | 11.536 | 11.328 | 22.864 | 834 | 753 | 1.587 | 33,2 | 34,4 | 33,8 |
| Valparaíso | 131.221 | 142.470 | 273.691 | 109.751 | 116.591 | 226.142 | 19.432 | 24.208 | 43.640 | 2.038 | 1.871 | 3.909 | 8,5 | 17,2 | 16,2 |
| Santiago | 382.877 | 449.799 | 832.676 | 315.045 | 362.819 | 677.864 | 58.039 | 78.040 | 136.079 | 9.793 | 8.940 | 18.733 | 15,6 | 17,7 | 27,3 |
| O'Higgins | 62.375 | 56.598 | 118.973 | 39.134 | 35.902 | 75.036 | 21.922 | 19.625 | 41.547 | 1.319 | 1.071 | 2.390 | 35,9 | 35,3 | 35,6 |
| Colchagua | 38.996 | 38.306 | 77.302 | 21.777 | 21.516 | 43.293 | 15.896 | 15.528 | 31.424 | 1.323 | 1.262 | 2.585 | 42,2 | 41,9 | 42,1 |
| Curicó | 24.762 | 24.549 | 49.311 | 14.312 | 14.323 | 28.635 | 9.777 | 9.591 | 19.368 | 675 | 635 | 1.310 | 40,6 | 40,1 | 40,3 |
| Talca | 48.363 | 48.290 | 96.653 | 29.562 | 28.402 | 57.964 | 17.565 | 18.598 | 36.163 | 1.236 | 1.290 | 2.526 | 37,3 | 39,6 | 38,4 |
| Maule | 19.702 | 22.453 | 42.155 | 12.105 | 12.553 | 24.658 | 6.961 | 9.179 | 16.140 | 636 | 721 | 1.357 | 36,5 | 42,2 | 39,6 |
| Linares | 39.981 | 40.239 | 80.220 | 24.942 | 23.633 | 48.575 | 14.354 | 15.819 | 30.153 | 705 | 787 | 1.492 | 36,5 | 40,1 | 38,3 |
| Nuble | 70.331 | 72.495 | 142.826 | 43.370 | 41.493 | 84.863 | 25.164 | 29.086 | 54.250 | 1.797 | 1.916 | 3.713 | 36,7 | 41,2 | 39,0 |
| Concepción | 92.930 | 98.477 | 191.407 | 70.647 | 67.355 | 138.002 | 20.189 | 28.745 | 48.934 | 2.094 | 2.377 | 4.471 | 22,2 | 29,9 | 26,2 |
| Arauco | 18.181 | 18.074 | 36.255 | 11.174 | 9.457 | 20.631 | 6.619 | 8.101 | 14.720 | 383 | 516 | 904 | 37,2 | 46,1 | 41,6 |
| Bío-Bío | 35.311 | 35.771 | 71.082 | 22.484 | 20.353 | 42.837 | 11.972 | 14.516 | 26.488 | 853 | 902 | 1.757 | 34,7 | 41,6 | 38,2 |
| Malleco | 45.472 | 42.288 | 86.760 | 25.745 | 21.912 | 47.657 | 16.825 | 19.157 | 35.982 | 902 | 1.219 | 2.121 | 39,5 | 46,6 | 43,0 |
| Cautín | 102.371 | 104.606 | 206.977 | 67.392 | 55.456 | 122.842 | 31.868 | 44.834 | 76.702 | 3.111 | 4.322 | 7.433 | 32,1 | 44,7 | 38,4 |
| Valdivia | 57.225 | 51.969 | 109.194 | 40.840 | 30.561 | 71.401 | 14.857 | 19.748 | 34.615 | 1.518 | 1.650 | 3.178 | 26,7 | 39,3 | 32,7 |
| Osorno | 31.800 | 29.335 | 61.135 | 23.318 | 16.665 | 39.983 | 7.879 | 11.892 | 19.771 | 603 | 778 | 1.381 | 25,3 | 41,6 | 33,1 |
| Llanquihue | 32.806 | 32.144 | 64.950 | 25.463 | 19.302 | 44.765 | 6.705 | 11.991 | 18.699 | 635 | 851 | 1.486 | 23,2 | 38,3 | 29,5 |
| Chiloé | 23.885 | 34.981 | 58.866 | 19.056 | 21.275 | 40.331 | 4.338 | 12.698 | 17.036 | 491 | 1.008 | 1.499 | 18,5 | 37,4 | 29,7 |
| Aysén | 5.731 | 3.947 | 9.678 | 4.407 | 2.522 | 6.929 | 1.180 | 1.315 | 2.495 | 144 | 110 | 254 | 21,3 | 34,3 | 26,5 |
| Magallanes | 19.071 | 13.769 | 32.840 | 17.329 | 11.192 | 28.521 | 1.637 | 2.490 | 4.127 | 105 | 87 | 192 | 8,6 | 18,2 | 12,7 |
| Total | 1498.948 | 1558.184 | 3057.132 | 1099.064 | 1071.763 | 2170.827 | 365.393 | 450.816 | 816.197 | 34.501 | 33.605 | 70.106 | 25,0 | 29,6 | 27,3 |

EDAD, ESTADO CIVIL E INSTRUCCION.—PROVINCIA DE O'HIGGINS

| Edades | ESTADO CIVIL | | | | | INSTRUCCION | | | | | | | | | | ESTUDIOS | | | | |
|-----------|--------------------|---------------|--------------|-------------|----------------------|----------------|---------------------|------------|-------------------|-------|-------|--------|-------|----------|-------|----------------|------------------|---------------|---------------|--|
| | Total hom- bres | Solte- ros | Casa- dos | Viu- dos | Anula- dos (*) | Iguo- rados | No saben leer | Saben leer | | | | | | ESTUDIOS | | | | | | |
| | | | | | | | | Total | Sin es- pecif. | 1 | 2 | 3 | 4 | 5 | 6 | Prima- rios | Secun- darios | Uni- vers. | Téc- nicos | |
| 0 | 3.112 | 3.112 | | | | | 3.112 | | | | | | | | | | | | | |
| 1 | 2.277 | 2.277 | | | | | 2.277 | | | | | | | | | | | | | |
| 2 | 2.465 | 2.465 | | | | | 2.465 | | | | | | | | | | | | | |
| 3 | 2.709 | 2.709 | | | | | 2.709 | | | | | | | | | | | | | |
| 4 | 2.601 | 2.601 | | | | | 2.601 | | | | | | | | | | | | | |
| 5 | 2.692 | 2.692 | | | | | 2.692 | | | | | | | | | | | | | |
| 6 | 2.812 | 2.812 | | | | | 2.812 | | | | | | | | | | | | | |
| 7 | 3.110 | 3.110 | | | | | 3.110 | | | | | | | | | | | | | |
| 8 | 2.835 | 2.835 | | | | | 2.835 | | | | | | | | | | | | | |
| 9 | 2.388 | 2.388 | | | | | 2.388 | | | | | | | | | | | | | |
| 10 | 2.929 | 2.929 | | | | | 2.929 | | | | | | | | | | | | | |
| 11 | 2.338 | 2.338 | | | | | 2.338 | | | | | | | | | | | | | |
| 12 | 3.063 | 3.063 | | | | | 3.063 | | | | | | | | | | | | | |
| 13 | 2.224 | 2.224 | | | | | 2.224 | | | | | | | | | | | | | |
| 14 | 2.318 | 2.318 | | | | | 2.318 | | | | | | | | | | | | | |
| 15 | 1.833 | 1.879 | 4 | | | | 1.879 | | | | | | | | | | | | | |
| 16 | 2.011 | 2.006 | 5 | | | | 2.006 | | | | | | | | | | | | | |
| 17 | 1.964 | 1.965 | 9 | | | | 1.965 | | | | | | | | | | | | | |
| 18 | 2.446 | 2.425 | 20 | 1 | | | 2.425 | | | | | | | | | | | | | |
| 19 | 1.769 | 1.741 | 47 | 1 | | | 1.741 | | | | | | | | | | | | | |
| 20 | 2.031 | 1.893 | 137 | 1 | | | 1.893 | | | | | | | | | | | | | |
| 21 | 1.466 | 1.304 | 161 | 1 | | | 1.304 | | | | | | | | | | | | | |
| 22 | 1.945 | 1.635 | 306 | 4 | | | 1.635 | | | | | | | | | | | | | |
| 23 | 1.869 | 1.423 | 428 | 8 | | | 1.423 | | | | | | | | | | | | | |
| 24 | 1.788 | 1.261 | 521 | 5 | | | 1.261 | | | | | | | | | | | | | |
| 25 | 2.043 | 1.368 | 661 | 12 | | | 1.368 | | | | | | | | | | | | | |
| 26 | 1.788 | 1.016 | 761 | 11 | | | 1.016 | | | | | | | | | | | | | |
| 27 | 1.523 | 786 | 726 | 10 | | | 786 | | | | | | | | | | | | | |
| 28 | 1.899 | 952 | 918 | 28 | | | 952 | | | | | | | | | | | | | |
| 29 | 1.246 | 532 | 706 | 5 | | | 532 | | | | | | | | | | | | | |
| 30 | 2.230 | 969 | 1.221 | 34 | | | 969 | | | | | | | | | | | | | |
| 31 | 996 | 335 | 647 | 12 | | | 335 | | | | | | | | | | | | | |
| 32 | 1.447 | 523 | 894 | 29 | | | 523 | | | | | | | | | | | | | |
| 33 | 1.274 | 374 | 881 | 19 | | | 374 | | | | | | | | | | | | | |
| 34 | 1.369 | 399 | 925 | 33 | | | 399 | | | | | | | | | | | | | |
| 35 | 1.402 | 337 | 903 | 39 | | | 337 | | | | | | | | | | | | | |
| 36 | 1.269 | 635 | 905 | 26 | | | 635 | | | | | | | | | | | | | |
| 37 | 1.016 | 241 | 746 | 28 | | | 241 | | | | | | | | | | | | | |
| 38 | 1.648 | 409 | 1.081 | 67 | | | 409 | | | | | | | | | | | | | |
| 39 | 1.032 | 206 | 790 | 32 | | | 206 | | | | | | | | | | | | | |
| 40 | 2.118 | 651 | 1.472 | 93 | | | 651 | | | | | | | | | | | | | |
| 41 | 1.731 | 145 | 1.588 | 28 | | | 145 | | | | | | | | | | | | | |
| 42 | 1.153 | 242 | 862 | 58 | | | 242 | | | | | | | | | | | | | |
| 43 | 801 | 139 | 626 | 35 | | | 139 | | | | | | | | | | | | | |
| 44 | 905 | 158 | 703 | 43 | | | 158 | | | | | | | | | | | | | |
| 45 | 1.332 | 286 | 973 | 71 | | | 286 | | | | | | | | | | | | | |
| 46 | 796 | 112 | 646 | 38 | | | 112 | | | | | | | | | | | | | |
| 47 | 620 | 84 | 502 | 33 | | | 84 | | | | | | | | | | | | | |
| 48 | 1.099 | 160 | 873 | 63 | | | 160 | | | | | | | | | | | | | |
| 49 | 579 | 96 | 447 | 33 | | | 96 | | | | | | | | | | | | | |
| 50 | 1.361 | 272 | 970 | 114 | | | 272 | | | | | | | | | | | | | |
| 51 | 449 | 63 | 355 | 30 | | | 63 | | | | | | | | | | | | | |
| 52 | 760 | 107 | 682 | 60 | | | 107 | | | | | | | | | | | | | |
| 53 | 505 | 79 | 381 | 44 | | | 79 | | | | | | | | | | | | | |
| 54 | 517 | 72 | 389 | 51 | | | 72 | | | | | | | | | | | | | |
| 55 | 930 | 126 | 694 | 107 | | | 126 | | | | | | | | | | | | | |
| 56 | 628 | 78 | 488 | 61 | | | 78 | | | | | | | | | | | | | |
| 57 | 371 | 69 | 272 | 40 | | | 69 | | | | | | | | | | | | | |
| 58 | 689 | 82 | 443 | 62 | | | 82 | | | | | | | | | | | | | |
| 59 | 361 | 64 | 259 | 48 | | | 64 | | | | | | | | | | | | | |
| 60 | 1.293 | 222 | 840 | 227 | | | 222 | | | | | | | | | | | | | |
| 61 | 333 | 44 | 243 | 45 | | | 44 | | | | | | | | | | | | | |
| 62 | 368 | 42 | 267 | 57 | | | 42 | | | | | | | | | | | | | |
| 63 | 311 | 34 | 230 | 47 | | | 34 | | | | | | | | | | | | | |
| 64 | 282 | 28 | 202 | 51 | | | 28 | | | | | | | | | | | | | |
| 65 | 609 | 90 | 389 | 127 | | | 90 | | | | | | | | | | | | | |
| 66 | 284 | 23 | 211 | 50 | | | 23 | | | | | | | | | | | | | |
| 67 | 174 | 14 | 122 | 38 | | | 14 | | | | | | | | | | | | | |
| 68 | 266 | 35 | 176 | 55 | | | 35 | | | | | | | | | | | | | |
| 69 | 124 | 11 | 84 | 29 | | | 11 | | | | | | | | | | | | | |
| 70 | 686 | 114 | 394 | 176 | | | 114 | | | | | | | | | | | | | |
| 71 | 125 | 29 | 64 | 32 | | | 29 | | | | | | | | | | | | | |
| 72 | 162 | 20 | 87 | 55 | | | 20 | | | | | | | | | | | | | |
| 73 | 101 | 7 | 65 | 29 | | | 7 | | | | | | | | | | | | | |
| 74 | 95 | 10 | 62 | 23 | | | 10 | | | | | | | | | | | | | |
| 75 | 247 | 39 | 139 | 69 | | | 39 | | | | | | | | | | | | | |
| 76 | 86 | 8 | 56 | 22 | | | 8 | | | | | | | | | | | | | |
| 77 | 69 | 4 | 42 | 23 | | | 4 | | | | | | | | | | | | | |
| 78 | 112 | 7 | 63 | 42 | | | 7 | | | | | | | | | | | | | |
| 79 | 49 | 9 | 29 | 11 | | | 9 | | | | | | | | | | | | | |
| 80 | 233 | 31 | 117 | 84 | | | 31 | | | | | | | | | | | | | |
| 81 | 38 | 1 | 18 | 19 | | | 1 | | | | | | | | | | | | | |
| 82 | 35 | 3 | 15 | 18 | | | 3 | | | | | | | | | | | | | |
| 83 | 26 | 2 | 12 | 12 | | | 2 | | | | | | | | | | | | | |
| 84 | 28 | 4 | 14 | 9 | | | 4 | | | | | | | | | | | | | |
| 85 | 41 | 6 | 17 | 18 | | | 6 | | | | | | | | | | | | | |
| 86 | 18 | 1 | 8 | 9 | | | 1 | | | | | | | | | | | | | |
| 87 | 13 | 2 | 6 | 6 | | | 2 | | | | | | | | | | | | | |
| 88 | 20 | 2 | 8 | 10 | | | 2 | | | | | | | | | | | | | |
| 89 | 6 | 3 | 3 | 3 | | | 3 | | | | | | | | | | | | | |
| 90 | 46 | 5 | 19 | 22 | | | 5 | | | | | | | | | | | | | |
| 91 | 3 | 1 | 2 | 1 | | | 1 | | | | | | | | | | | | | |
| 92 | 4 | 1 | 3 | 1 | | | 1 | | | | | | | | | | | | | |
| 93 | 2 | 1 | 1 | 1 | | | 1 | | | | | | | | | | | | | |
| 94 | 5 | 1 | 3 | 1 | | | 1 | | | | | | | | | | | | | |
| 95 | 14 | 7 | 7 | 7 | | | 7 | | | | | | | | | | | | | |
| 96 | 4 | 3 | 1 | 1 | | | 3 | | | | | | | | | | | | | |
| 97 | 2 | 1 | 1 | 1 | | | 1 | | | | | | | | | | | | | |
| 98 | 11 | 3 | 3 | 5 | | | 3 | | | | | | | | | | | | | |
| 99 | 1 | 1 | 1 | 1 | | | 1 | | | | | | | | | | | | | |
| 100 | 6 | 1 | 1 | 4 | | | 1 | | | | | | | | | | | | | |
| 101 y más | 7 | 1 | 2 | 5 | | | 1 | | | | | | | | | | | | | |
| Total | 104131 | 70.172 | 30.922 | 2.953 | 81 | 2.191 | 49.078 | 52.859 | 9.870 | 5.415 | 8.229 | 10.283 | 6.562 | 2.399 | 3.341 | 46.103 | 5.498 | 709 | 559 | |

*) Como dato ilustrativo se da el número de personas con matrimonio anulado. La suma de solteros y anulados da el total de solteros.

PROVINCIA DE LLANQUIHUE.—EDAD, ESTADO CIVIL E INSTRUCCION.—HOMBRES

| Edades | ESTADO CIVIL | | | | | | | INSTRUCCION | | | | | | | | | | | | |
|---------|--------------------|---------------|--------------|-------------|---------------|----------------|---------------------|-------------|-------------------|-----|-----|-----|-----|----------|----|----------------|------------------|---------------|---------------|--|
| | Total hom- bres | Solte- ros | Casa- dos | Viu- dos | Anula- dos | Igro- rados | No saben leer | Saben leer | | | | | | ESTUDIOS | | | | | | |
| | | | | | | | | Total | Sin es- pecif. | 1 | 2 | 3 | 4 | 5 | 6 | Prima- rios | Secun- darios | Uni- vers. | Téc- nicos | |
| 0..... | 2.135 | 2.135 | | | | | 2.135 | | | | | | | | | | | | | |
| 1..... | 1.699 | 1.699 | | | | | 1.699 | | | | | | | | | | | | | |
| 2..... | 1.803 | 1.803 | | | | | 1.803 | | | | | | | | | | | | | |
| 3..... | 1.737 | 1.737 | | | | | 1.737 | | | | | | | | | | | | | |
| 4..... | 1.678 | 1.678 | | | | | 1.678 | | | | | | | | | | | | | |
| 5..... | 1.769 | 1.769 | | | | | 1.769 | | | | | | | | | | | | | |
| 6..... | 1.777 | 1.777 | | | | | 1.777 | | | | | | | | | | | | | |
| 7..... | 1.651 | 1.651 | | | | | 1.262 | 277 | 80 | 147 | 45 | 2 | 1 | 2 | | | 277 | | | |
| 8..... | 1.683 | 1.683 | | | | | 87 | 864 | 732 | 178 | 340 | 185 | 24 | 4 | 1 | | 732 | | | |
| 9..... | 1.443 | 1.443 | | | | | 111 | 441 | 891 | 214 | 263 | 306 | 90 | 15 | 2 | 1 | 891 | | | |
| 10..... | 1.713 | 1.713 | | | | | 85 | 404 | 1.224 | 312 | 280 | 371 | 172 | 67 | 16 | 6 | 1.224 | | | |
| 11..... | 1.414 | 1.414 | | | | | 53 | 298 | 1.063 | 223 | 176 | 304 | 188 | 107 | 42 | 13 | 1.063 | 10 | | |
| 12..... | 1.785 | 1.785 | | | | | 43 | 286 | 1.456 | 258 | 227 | 403 | 266 | 120 | 93 | 37 | 1.404 | 52 | | |
| 13..... | 1.307 | 1.307 | | | | | 29 | 192 | 1.086 | 190 | 106 | 262 | 234 | 129 | 68 | 34 | 1.023 | 63 | | |
| 14..... | 1.470 | 1.470 | | | | | 23 | 217 | 1.230 | 212 | 101 | 281 | 280 | 125 | 65 | 61 | 1.125 | 104 | | |
| 15..... | 1.170 | 1.168 | 2 | | | | 24 | 192 | 954 | 174 | 60 | 188 | 213 | 104 | 58 | 62 | 849 | 105 | | |
| 16..... | 1.228 | 1.225 | 3 | | | | 26 | 211 | 991 | 198 | 66 | 176 | 221 | 113 | 57 | 63 | 884 | 103 | | |
| 17..... | 1.160 | 1.156 | 3 | 1 | | | 20 | 186 | 954 | 212 | 50 | 166 | 213 | 102 | 47 | 50 | 840 | 105 | 6 | |
| 18..... | 1.297 | 1.280 | 17 | | | | 25 | 237 | 1.035 | 228 | 50 | 172 | 234 | 129 | 52 | 60 | 925 | 102 | 3 | |
| 19..... | 1.111 | 1.086 | 25 | | | | 25 | 208 | 878 | 184 | 47 | 143 | 180 | 110 | 43 | 62 | 769 | 113 | 5 | |
| 20..... | 1.124 | 1.036 | 87 | | 1 | | 50 | 207 | 867 | 213 | 37 | 130 | 159 | 111 | 36 | 53 | 739 | 120 | 5 | |
| 21..... | 1.822 | 1.761 | 70 | 1 | | | 16 | 125 | 681 | 133 | 26 | 115 | 142 | 76 | 34 | 50 | 676 | 82 | 10 | |
| 22..... | 1.085 | 924 | 168 | 3 | | | 24 | 163 | 898 | 219 | 40 | 143 | 190 | 102 | 23 | 61 | 778 | 98 | 8 | |
| 23..... | 1.008 | 788 | 219 | 1 | | | 16 | 131 | 861 | 193 | 46 | 130 | 160 | 95 | 47 | 66 | 737 | 101 | 7 | |
| 24..... | 1.967 | 668 | 292 | 6 | 1 | | 20 | 152 | 795 | 192 | 30 | 123 | 155 | 79 | 40 | 54 | 673 | 100 | 10 | |
| 25..... | 1.030 | 674 | 347 | 9 | | | 14 | 161 | 855 | 191 | 51 | 125 | 169 | 99 | 35 | 68 | 728 | 104 | 10 | |
| 26..... | 1.020 | 553 | 450 | 15 | 2 | | 21 | 160 | 839 | 208 | 38 | 134 | 147 | 99 | 29 | 73 | 728 | 97 | 7 | |
| 27..... | 807 | 414 | 386 | 7 | | | 22 | 120 | 665 | 163 | 21 | 102 | 116 | 76 | 33 | 28 | 539 | 94 | 21 | |
| 28..... | 946 | 431 | 506 | 9 | | | 17 | 169 | 770 | 163 | 30 | 125 | 162 | 98 | 31 | 37 | 646 | 102 | 9 | |
| 29..... | 675 | 256 | 415 | 5 | | | 16 | 94 | 565 | 137 | 27 | 82 | 100 | 62 | 19 | 29 | 466 | 87 | 14 | |
| 30..... | 1.183 | 432 | 736 | 15 | | | 24 | 227 | 932 | 179 | 48 | 157 | 212 | 114 | 36 | 43 | 789 | 112 | 14 | |
| 31..... | 609 | 216 | 384 | 10 | | | 7 | 85 | 517 | 116 | 26 | 70 | 81 | 65 | 29 | 33 | 420 | 66 | 20 | |
| 32..... | 779 | 234 | 531 | 13 | 1 | | 14 | 140 | 625 | 135 | 30 | 102 | 124 | 67 | 19 | 58 | 615 | 82 | 14 | |
| 33..... | 702 | 174 | 508 | 18 | 2 | | 7 | 114 | 581 | 121 | 29 | 90 | 114 | 72 | 27 | 29 | 482 | 74 | 16 | |
| 34..... | 676 | 177 | 476 | 19 | 4 | | 10 | 107 | 559 | 102 | 31 | 93 | 99 | 82 | 25 | 22 | 464 | 79 | 14 | |
| 35..... | 748 | 199 | 538 | 9 | 2 | | 17 | 151 | 580 | 134 | 25 | 104 | 113 | 65 | 22 | 29 | 492 | 66 | 9 | |
| 36..... | 648 | 141 | 494 | 11 | 2 | | 12 | 116 | 520 | 130 | 26 | 81 | 111 | 66 | 23 | 22 | 449 | 46 | 16 | |
| 37..... | 609 | 108 | 386 | 15 | | | 9 | 92 | 408 | 96 | 10 | 66 | 69 | 58 | 13 | 22 | 334 | 57 | 8 | |
| 38..... | 711 | 154 | 530 | 27 | | | 16 | 168 | 527 | 123 | 35 | 82 | 109 | 65 | 19 | 30 | 453 | 68 | 10 | |
| 39..... | 572 | 80 | 465 | 24 | 3 | | 8 | 103 | 461 | 126 | 24 | 71 | 78 | 44 | 16 | 24 | 383 | 56 | 8 | |
| 40..... | 1.054 | 190 | 813 | 48 | 3 | | 27 | 232 | 795 | 196 | 31 | 151 | 163 | 92 | 26 | 44 | 703 | 71 | 15 | |
| 41..... | 388 | 81 | 289 | 16 | 3 | | 2 | 86 | 300 | 76 | 16 | 51 | 56 | 32 | 12 | 10 | 252 | 36 | 6 | |
| 42..... | 552 | 79 | 449 | 23 | 1 | | 7 | 120 | 425 | 120 | 21 | 60 | 76 | 53 | 18 | 18 | 366 | 52 | 4 | |
| 43..... | 399 | 53 | 335 | 11 | 2 | | 2 | 76 | 321 | 85 | 14 | 49 | 71 | 25 | 12 | 13 | 269 | 42 | 7 | |
| 44..... | 502 | 58 | 419 | 24 | 1 | | 12 | 110 | 380 | 101 | 23 | 62 | 66 | 51 | 18 | 16 | 327 | 42 | 5 | |
| 45..... | 546 | 75 | 440 | 29 | 2 | | 7 | 111 | 428 | 101 | 28 | 68 | 84 | 51 | 19 | 23 | 374 | 47 | 6 | |
| 46..... | 423 | 55 | 346 | 21 | 1 | | 9 | 97 | 317 | 62 | 19 | 52 | 74 | 34 | 9 | 18 | 268 | 41 | 3 | |
| 47..... | 315 | 38 | 262 | 15 | 3 | | 3 | 76 | 236 | 61 | 12 | 36 | 38 | 25 | 8 | 19 | 199 | 34 | 2 | |
| 48..... | 639 | 77 | 430 | 31 | 1 | | 5 | 133 | 401 | 117 | 22 | 68 | 77 | 40 | 8 | 18 | 350 | 42 | 2 | |
| 49..... | 370 | 45 | 304 | 20 | 6 | | 6 | 91 | 273 | 58 | 11 | 53 | 55 | 31 | 12 | 13 | 233 | 33 | 4 | |
| 50..... | 594 | 73 | 477 | 44 | 12 | | 17 | 408 | 98 | 21 | 81 | 72 | 39 | 6 | 26 | 345 | 57 | 6 | | |
| 51..... | 256 | 40 | 200 | 16 | 4 | | 4 | 61 | 191 | 42 | 7 | 27 | 35 | 23 | 12 | 18 | 164 | 22 | 4 | |
| 52..... | 362 | 31 | 297 | 33 | 1 | | 4 | 94 | 264 | 77 | 14 | 44 | 51 | 25 | 5 | 16 | 231 | 27 | 2 | |
| 53..... | 285 | 30 | 235 | 20 | 3 | | 3 | 75 | 207 | 47 | 16 | 36 | 36 | 17 | 10 | 20 | 181 | 20 | 3 | |
| 54..... | 309 | 33 | 246 | 30 | 6 | | 5 | 83 | 221 | 68 | 7 | 36 | 41 | 25 | 7 | 13 | 196 | 22 | 2 | |
| 55..... | 424 | 60 | 324 | 39 | 1 | | 7 | 133 | 284 | 78 | 19 | 47 | 51 | 30 | 8 | 21 | 254 | 26 | 4 | |
| 56..... | 344 | 31 | 271 | 40 | 2 | | 7 | 94 | 243 | 58 | 20 | 44 | 50 | 26 | 8 | 7 | 213 | 25 | 2 | |
| 57..... | 181 | 22 | 139 | 20 | 6 | | 6 | 58 | 117 | 25 | 7 | 23 | 24 | 12 | 4 | 6 | 101 | 15 | 1 | |
| 58..... | 289 | 30 | 221 | 38 | 9 | | 9 | 95 | 185 | 47 | 9 | 30 | 33 | 23 | 6 | 10 | 168 | 24 | 2 | |
| 59..... | 166 | 19 | 122 | 25 | 3 | | 3 | 53 | 110 | 37 | 11 | 19 | 18 | 7 | 2 | 5 | 99 | 8 | 3 | |
| 60..... | 477 | 50 | 342 | 83 | 2 | | 7 | 178 | 292 | 77 | 15 | 56 | 67 | 29 | 6 | 13 | 263 | 22 | 3 | |
| 61..... | 169 | 14 | 131 | 24 | 4 | | 4 | 56 | 109 | 27 | 3 | 28 | 19 | 12 | 2 | 2 | 93 | 15 | 1 | |
| 62..... | 181 | 13 | 148 | 20 | 7 | | 7 | 41 | 133 | 37 | 10 | 29 | 24 | 16 | 2 | 6 | 124 | 8 | 1 | |
| 63..... | 177 | 11 | 136 | 29 | 1 | | 1 | 54 | 123 | 42 | 6 | 13 | 32 | 11 | 7 | 7 | 116 | 7 | 1 | |
| 64..... | 146 | 11 | 118 | 17 | 1 | | 1 | 36 | 109 | 35 | 5 | 15 | 19 | 11 | 4 | 5 | 94 | 11 | 3 | |
| 65..... | 266 | 27 | 179 | 60 | 4 | | 4 | 105 | 157 | 47 | 7 | 25 | 42 | 15 | 5 | 14 | 158 | 9 | 1 | |
| 66..... | 198 | 22 | 148 | 28 | 2 | | 2 | 55 | 141 | 32 | 4 | 26 | 36 | 21 | 3 | 5 | 127 | 13 | 1 | |
| 67..... | 120 | 9 | 89 | 21 | 1 | | 1 | 32 | 87 | 24 | 2 | 15 | 23 | 10 | 2 | 4 | 80 | 7 | 1 | |
| 68..... | 142 | 15 | 101 | 26 | 3 | | 3 | 49 | 90 | 22 | 6 | 18 | 23 | 7 | 2 | 8 | 86 | 3 | 1 | |
| 69..... | 75 | 5 | 59 | 11 | 1 | | 1 | 20 | 54 | 15 | 1 | 10 | 14 | 7 | 2 | 2 | 51 | 2 | 1 | |
| 70..... | 243 | 22 | 177 | 44 | 3 | | 3 | 105 | 135 | 47 | 5 | 30 | 25 | 11 | 3 | 6 | 127 | 7 | 1 | |
| 71..... | 66 | 11 | 36 | 9 | 2 | | 2 | 18 | 36 | 9 | 2 | 7 | 7 | 3 | 2 | 1 | 31 | 4 | 1 | |
| 72..... | 76 | 2 | 51 | 23 | 1 | | 1 | 19 | 56 | 14 | 3 | 10 | 13 | 5 | 4 | 3 | 52 | 4 | 1 | |
| 73..... | 54 | | 45 | 9 | | | | 16 | 37 | 11 | 3 | 8 | 6 | 2 | 2 | 2 | 36 | 1 | 1 | |
| 74..... | 70 | 15 | 34 | 20 | 1 | | 1 | 17 | 52 | 18 | 1 | 9 | 9 | 12 | 1 | 1 | 49 | 1 | 1 | |
| 75..... | 87 | 8 | 56 | 23 | 2 | | 2 | 31 | 54 | 14 | 5 | 10 | 15 | 4 | 1 | 3 | 52 | 1 | 1 | |
| 76..... | 65 | 6 | 41 | 18 | 3 | | 3 | 22 | 40 | 11 | 2 | 6 | 8 | 4 | 2 | 3 | 33 | 5 | 1 | |
| 77..... | 57 | 14 | 25 | 18 | 1 | | 1 | 18 | 38 | 7 | 2 | 6 | 6 | 4 | 4 | 6 | 37 | 1 | 1 | |
| 78..... | 44 | 4 | 31 | 9 | 1 | | 1 | 11 | 32 | 8 | 2 | 8 | 10 | 3 | 3 | 3 | 32 | 1 | 1 | |
| 79..... | 24 | 2 | 12 | 10 | | | | 9 | 15 | 4 | | 3 | 3 | | | 1 | 14 | | | |
| 80..... | 88 | 7 | 46 | 35 | | | | 46 | 42 | 16 | 3 | 6 | 10 | 4 | 2 | 4 | 42 | | | |
| 81..... | 31 | 6 | 15 | 8 | | | | 16 | 15 | 4 | | 1 | 4 | | | 1 | 14 | | | |
| 82..... | 21 | 1 | 16 | 4 | | | | 8 | 12 | 1 | 1 | 2 | 5 | 1 | 1 | 1 | 11 | | | |
| 83..... | 17 | 1 | 10 | 6 | | | | 4 | 13 | 3 | | 2 | 3 | | | 1 | 11 | | | |
| 84..... | 16 | 1 | 8 | 7 | | | | 1 | 11 | 1 | | 2 | 4 | | | | 8 | | | |
| 85..... | 39 | 7 | 16 | | | | | | | | | | | | | | | | | |

PROVINCIA DE AYSEN.—EDAD, ESTADO CIVIL E INSTRUCCION.—MUJERES

| Edades | Total muje- res | ESTADO CIVIL | | | | | Igno- radas | No saben leer | INSTRUCCION | | | | | | | | ESTUDIOS | | | |
|--------|--------------------|---------------|--------------|-------------|---------------|------------|----------------|---------------------|-------------------|----|----|----------------|------------------|---------------|---------------|----|----------|-----|----|---|
| | | Solte- ras | Casa- das | Viu- das | Anula- das | Saben leer | | | | | | Prima- rios | Secun- darios | Uni- vers. | Téc- nicos | | | | | |
| | | | | | | CURSO | | | | | | | | | | | | | | |
| | | | | | | | | Total | Sin es- pecif. | 1 | 2 | 3 | 4 | 5 | 6 | | | | | |
| 0 | 266 | 266 | | | | | | 266 | | | | | | | | | | | | |
| 1 | 227 | 227 | | | | | | 227 | | | | | | | | | | | | |
| 2 | 274 | 274 | | | | | | 274 | | | | | | | | | | | | |
| 3 | 257 | 257 | | | | | | 257 | | | | | | | | | | | | |
| 4 | 260 | 260 | | | | | | 260 | | | | | | | | | | | | |
| 5 | 243 | 243 | | | | | | 243 | | | | | | | | | | | | |
| 6 | 253 | 253 | | | | | | 253 | | | | | | | | | | | | |
| 7 | 277 | 277 | | | | | | 238 | 39 | 11 | 11 | 17 | | | | | | 39 | | |
| 8 | 206 | 206 | | | | | | 138 | 68 | 20 | 20 | 22 | 6 | | | | | 68 | | |
| 9 | 243 | 243 | | | | | | 98 | 128 | 38 | 40 | 36 | 12 | 3 | | | | 128 | | |
| 10 | 243 | 243 | | | | | | 84 | 144 | 37 | 42 | 31 | 16 | 12 | 3 | 3 | | 144 | | |
| 11 | 202 | 202 | | | | | | 66 | 136 | 29 | 19 | 34 | 26 | 14 | 5 | 4 | | 131 | 5 | |
| 12 | 185 | 185 | | | | | | 48 | 126 | 22 | 20 | 23 | 22 | 15 | 7 | 7 | | 116 | 9 | |
| 13 | 166 | 166 | | | | | | 48 | 112 | 19 | 11 | 19 | 25 | 19 | 6 | 6 | | 105 | 7 | |
| 14 | 181 | 179 | 2 | | | | | 44 | 127 | 20 | 17 | 27 | 25 | 16 | 9 | 9 | | 123 | 4 | |
| 15 | 140 | 137 | 3 | | | | | 37 | 98 | 15 | 18 | 13 | 17 | 7 | 6 | 4 | | 90 | 7 | 1 |
| 16 | 149 | 140 | 9 | | | | | 38 | 107 | 18 | 3 | 23 | 22 | 18 | 9 | 3 | | 96 | 11 | |
| 17 | 144 | 129 | 14 | | 1 | | | 39 | 101 | 20 | 4 | 12 | 28 | 16 | 7 | 4 | | 91 | 10 | |
| 18 | 162 | 137 | 25 | | | | | 36 | 122 | 12 | 12 | 21 | 35 | 13 | 9 | 9 | | 109 | 12 | 1 |
| 19 | 125 | 91 | 34 | | | | | 35 | 86 | 16 | 8 | 10 | 18 | 14 | 6 | 6 | | 78 | 7 | 1 |
| 20 | 195 | 130 | 64 | | 1 | | | 57 | 136 | 20 | 12 | 29 | 20 | 14 | 10 | 8 | | 113 | 16 | 1 |
| 21 | 111 | 70 | 41 | | | | | 20 | 90 | 18 | 4 | 10 | 12 | 15 | 7 | 13 | | 79 | 9 | 1 |
| 22 | 130 | 67 | 62 | | 1 | | | 30 | 95 | 17 | 12 | 16 | 15 | 8 | 9 | 7 | | 84 | 9 | 1 |
| 23 | 152 | 55 | 96 | | 1 | | | 39 | 112 | 34 | 5 | 18 | 8 | 14 | 10 | 11 | | 100 | 10 | 1 |
| 24 | 117 | 48 | 69 | | | | | 28 | 86 | 16 | 7 | 16 | 12 | 14 | 6 | 8 | | 78 | 6 | |
| 25 | 186 | 76 | 108 | | 2 | | | 53 | 126 | 26 | 9 | 18 | 32 | 18 | 4 | 9 | | 116 | 8 | 1 |
| 26 | 134 | 43 | 91 | | | | | 39 | 91 | 24 | 5 | 11 | 19 | 10 | 3 | 4 | | 76 | 10 | 3 |
| 27 | 112 | 32 | 77 | | 3 | | | 35 | 75 | 14 | 8 | 14 | 10 | 14 | 2 | 4 | | 66 | 7 | |
| 28 | 143 | 33 | 108 | | 2 | | | 54 | 88 | 12 | 2 | 15 | 18 | 11 | 8 | 8 | | 74 | 12 | |
| 29 | 97 | 26 | 71 | | 1 | | | 19 | 74 | 13 | 5 | 11 | 17 | 14 | 5 | 2 | | 65 | 8 | |
| 30 | 199 | 56 | 138 | | 5 | | | 68 | 126 | 26 | 4 | 26 | 25 | 17 | 10 | 11 | | 114 | 10 | 1 |
| 31 | 76 | 16 | 56 | | 5 | | | 21 | 51 | 12 | 3 | 10 | 15 | 4 | 1 | 4 | | 47 | 4 | |
| 32 | 99 | 11 | 87 | | 1 | | | 21 | 75 | 17 | 2 | 13 | 16 | 9 | 4 | 6 | | 67 | 6 | |
| 33 | 80 | 14 | 63 | | 3 | | | 22 | 54 | 12 | 2 | 12 | 10 | 4 | 8 | 8 | | 48 | 8 | 1 |
| 34 | 80 | 10 | 68 | | 2 | | | 21 | 59 | 8 | 6 | 8 | 12 | 7 | 7 | 4 | | 52 | 6 | |
| 35 | 107 | 20 | 82 | | 5 | | | 46 | 61 | 15 | 3 | 13 | 8 | 9 | 2 | 4 | | 54 | 5 | 1 |
| 36 | 87 | 19 | 61 | | 7 | | | 35 | 51 | 12 | 3 | 10 | 9 | 6 | 4 | 2 | | 46 | 4 | |
| 37 | 83 | 16 | 49 | | 17 | 1 | | 31 | 49 | 10 | 1 | 12 | 8 | 7 | 2 | 2 | | 42 | 1 | 1 |
| 38 | 83 | 11 | 66 | | 6 | | | 32 | 51 | 13 | 2 | 8 | 5 | 9 | 2 | 4 | | 43 | 7 | 2 |
| 39 | 76 | 13 | 56 | | 6 | | | 29 | 44 | 3 | 3 | 12 | 10 | 3 | 3 | 4 | | 38 | 4 | |
| 40 | 136 | 31 | 95 | | 8 | 2 | | 63 | 69 | 10 | 7 | 10 | 16 | 10 | 2 | 10 | | 62 | 6 | |
| 41 | 39 | 7 | 29 | | 3 | | | 13 | 25 | 2 | 2 | 3 | 3 | 5 | 1 | 2 | | 23 | 1 | |
| 42 | 70 | 14 | 53 | | 3 | | | 28 | 41 | 4 | 2 | 12 | 6 | 8 | 2 | 2 | | 35 | 4 | 2 |
| 43 | 42 | 5 | 30 | | 7 | | | 13 | 29 | 8 | 2 | 6 | 4 | 4 | 1 | 1 | | 27 | 1 | |
| 44 | 54 | 7 | 44 | | 5 | | | 13 | 36 | 4 | 2 | 9 | 5 | 7 | 2 | 2 | | 31 | 1 | 4 |
| 45 | 58 | 8 | 45 | | 3 | | | 26 | 31 | 4 | 4 | 6 | 5 | 8 | 6 | 1 | | 30 | 8 | 1 |
| 46 | 36 | 5 | 27 | | 4 | | | 14 | 22 | 2 | 2 | 3 | 4 | 5 | 1 | 1 | | 22 | 1 | |
| 47 | 23 | 3 | 18 | | 2 | | | 10 | 13 | 4 | 4 | 4 | 1 | 1 | 1 | 1 | | 12 | 1 | |
| 48 | 46 | 4 | 39 | | 3 | | | 24 | 21 | 5 | 1 | 3 | 4 | 4 | 2 | 3 | | 20 | 1 | |
| 49 | 37 | 4 | 29 | | 1 | | | 14 | 22 | 4 | 4 | 3 | 2 | 2 | 2 | 3 | | 22 | 3 | |
| 50 | 77 | 12 | 54 | | 11 | | | 46 | 27 | 9 | 1 | 6 | 4 | 3 | — | — | | 25 | — | |
| 51 | 22 | 2 | 16 | | 4 | | | 10 | 12 | 4 | 4 | 3 | — | — | — | — | | 9 | — | 1 |
| 52 | 23 | 1 | 20 | | 2 | | | 10 | 13 | 2 | 2 | 3 | 2 | 2 | 2 | — | | 13 | — | 1 |
| 53 | 26 | 3 | 18 | | 4 | | | 13 | 12 | 1 | 2 | 2 | 1 | 4 | 1 | 3 | | 10 | 1 | 1 |
| 54 | 23 | 2 | 17 | | 4 | | | 12 | 11 | 3 | 2 | 5 | 2 | 1 | — | — | | 17 | 1 | 1 |
| 55 | 37 | 2 | 20 | | 11 | | | 17 | 17 | 4 | 2 | 2 | 4 | 3 | 1 | — | | 14 | — | — |
| 56 | 26 | 7 | 17 | | 2 | | | 12 | 14 | 3 | 4 | 1 | 1 | 3 | — | — | | 14 | — | — |
| 57 | 7 | 3 | 4 | | 1 | | | 3 | 3 | 1 | 1 | 1 | 1 | — | — | — | | 3 | — | — |
| 58 | 20 | 1 | 17 | | 2 | | | 3 | 8 | 4 | 1 | 1 | 1 | — | — | — | | 3 | — | — |
| 59 | 14 | 1 | 10 | | 2 | | | 4 | 10 | 9 | 1 | 1 | 2 | 1 | — | — | | 8 | — | — |
| 60 | 42 | 6 | 14 | | 22 | | | 32 | 4 | 2 | 2 | 3 | 1 | — | — | — | | 8 | — | — |
| 61 | 7 | 1 | 4 | | 2 | | | 3 | 3 | 1 | 1 | 1 | — | — | — | — | | 3 | — | — |
| 62 | 10 | 5 | 5 | | 4 | | | 4 | 4 | 1 | 1 | 1 | — | — | — | — | | 4 | — | — |
| 63 | 6 | 1 | 4 | | 1 | | | 4 | 6 | 4 | 4 | 2 | — | — | — | — | | 4 | — | — |
| 64 | 11 | 6 | 4 | | 4 | | | 6 | 6 | 4 | 4 | 4 | — | — | — | — | | 3 | — | — |
| 65 | 10 | 2 | 4 | | 4 | | | 9 | 9 | 2 | 2 | 1 | — | — | — | — | | 12 | — | — |
| 66 | 23 | 3 | 13 | | 1 | | | 2 | 3 | 3 | 4 | — | — | — | — | — | | 8 | — | — |
| 67 | 2 | 2 | 1 | | 1 | | | 2 | 2 | 2 | 2 | — | — | — | — | — | | — | — | — |
| 68 | 11 | 1 | 3 | | 4 | | | 3 | 4 | 4 | — | — | — | — | — | — | | — | — | — |
| 69 | 4 | 1 | 2 | | 1 | | | 4 | 9 | 9 | — | — | — | — | — | — | | — | — | — |
| 70 | 10 | 1 | 4 | | 4 | | | 7 | 3 | 1 | 1 | — | — | — | — | — | | 3 | — | — |
| 71 | 8 | 1 | 4 | | 6 | | | 5 | 1 | 1 | 1 | — | — | — | — | — | | 1 | — | — |
| 72 | 5 | 1 | 2 | | 3 | | | 3 | 3 | 1 | 1 | — | — | — | — | — | | 2 | — | — |
| 73 | 5 | 1 | 2 | | 4 | | | 4 | 4 | 1 | 1 | — | — | — | — | — | | 3 | — | — |
| 74 | 8 | 2 | 3 | | 3 | | | 3 | 3 | 1 | 2 | — | — | — | — | — | | 3 | — | — |
| 75 | 8 | 3 | 3 | | 3 | | | 3 | 3 | 1 | — | — | — | — | — | — | | 3 | — | — |
| 76 | 6 | 1 | 1 | | 1 | | | 1 | 1 | — | — | — | — | — | — | — | | 1 | — | — |
| 77 | 3 | 1 | 1 | | 1 | | | 1 | 1 | — | — | — | — | — | — | — | | 1 | — | — |
| 78 | 1 | 1 | 1 | | 1 | | | 1 | 1 | — | — | — | — | — | — | — | | 1 | — | — |
| 79 | 9 | 2 | 3 | | 4 | | | 4 | 4 | 1 | 2 | — | — | — | — | — | | 4 | — | — |
| 80 | 2 | — | — | | — | | | 1 | 1 | — | — | — | — | — | — | — | | 1 | — | — |
| 81 | — | — | — | | — | | | — | — | — | — | — | — | — | — | — | | — | — | — |
| 82 | 1 | — | — | | 1 | | | 1 | 1 | — | — | — | — | — | — | — | | 1 | — | — |
| 83 | 2 | 1 | 1 | | — | | | 2 | 1 | 1 | — | — | — | — | — | — | | 1 | — | — |
| 84 | 1 | — | — | | 1 | | | 1 | 1 | — | — | — | — | — | — | — | | 1 | — | — |
| 85 | 2 | 1 | 1 | | — | | | 2 | 1 | 1 | — | — | — | — | — | — | | 2 | — | — |
| 86 | 1 | — | — | | 1 | | | 1 | 1 | — | — | — | — | — | — | — | | 1 | — | — |
| 87 | 2 | — | — | | 2 | | | 2 | 2 | — | — | — | — | — | — | — | | 2 | — | — |
| 88 | 7 | 2 | 5 | | — | | | 2 | 3 | — | — | — | — | — | — | — | | 3 | — | — |
| 89 | — | — | — | | — | | | — | — | — | — | — | — | — | — | — | | — | — | — |
| 90 | 4 | — | — | | 4 | | | 2 | 2 | — | — | — | — | — | — | — | | 2 | — | — |
| 91 | — | — | — | | — | | | — | — | — | — | — | — | — | — | — | | — | — | — |
| 92 | — | — | — | | — | | | — | — | — | — | — | — | — | — | — | | — | — | — |
| 93 | 1 | 1 | | | | | | | | | | | | | | | | | | |

Censo de Población de 1940

POBLACION DE LAS CIUDADES CON MAS DE 5.000 HABITANTES EN 1940 Y CENSOS ANTERIORES

| Ciudad | COMUNA | 1940 | 1930 | 1920 | 1907 | 1896 | 1885 | 1875 | 1865 | 1854 |
|--------------------|----------------|---------|---------|---------|---------|---------|---------|---------|---------|--------|
| Andacollo | Andacollo | 6.784 | 922 | 601 | 1.045 | 1.893 | 1.061 | 1.109 | — | — |
| Andes, Los | Los Andes | 12.409 | 12.352 | 9.007 | 8.097 | 5.504 | 7.533 | 4.446 | 6.309 | 3.696 |
| Angol | Angol | 12.398 | 10.288 | 8.801 | 7.391 | 7.056 | 6.331 | 3.845 | 1.415 | — |
| Angoles, Los | Los Angeles | 20.979 | 17.202 | 13.274 | 11.691 | 7.860 | 8.279 | 4.570 | 3.960 | 2.497 |
| Antofagasta | Antofagasta | 49.106 | 53.591 | 61.531 | 32.496 | 13.530 | 7.588 | — | — | — |
| Arica | Arica | 14.064 | 13.140 | 9.015 | 4.886 | 2.853 | 3.900 | 3.449 | — | — |
| Calera | Calera | 8.426 | 5.524 | 3.123 | 4.200 | 2.113 | 639 | — | — | — |
| Cauquenes | Cauquenes | 12.987 | 12.007 | 10.803 | 9.583 | 8.574 | 6.511 | 6.013 | 4.157 | 3.556 |
| Concepción | Concepción | 85.813 | 77.589 | 64.074 | 58.330 | 39.837 | 24.180 | 18.277 | 13.958 | — |
| Constitución | Constitución | 7.053 | 8.379 | 7.827 | 8.973 | 6.400 | 6.533 | 6.542 | 4.926 | 4.987 |
| Copiapó | Copiapó | 15.693 | 10.747 | 9.834 | 10.287 | 9.301 | 9.816 | 11.432 | 13.581 | 12.425 |
| Coximbo | Coximbo | 18.863 | 17.121 | 15.438 | 12.106 | 7.322 | 8.440 | 5.077 | 7.138 | — |
| Coronel | Coronel | 14.799 | 9.019 | 4.728 | 5.268 | 4.511 | 2.293 | 6.668 | — | — |
| Curacautín | Curacautín | 5.740 | 4.491 | 4.437 | 1.821 | — | — | — | — | — |
| Curicó | Curicó | 21.153 | 19.094 | 15.879 | 17.573 | 12.669 | 10.110 | 9.072 | 6.953 | 3.964 |
| Chillán | Chillán | 42.817 | 39.511 | 30.881 | 34.269 | 28.738 | 20.755 | 19.044 | 14.657 | 12.665 |
| Illapel | Illapel | 6.085 | 4.405 | 3.139 | 3.359 | 3.170 | 4.703 | 6.403 | 6.607 | — |
| Iquique | Iquique | 38.094 | 46.458 | 37.421 | 40.171 | 33.031 | 15.391 | 9.222 | — | — |
| Lautaro | Lautaro | 9.602 | 7.543 | 8.324 | 5.968 | 3.139 | 699 | — | — | — |
| Linare | Linare | 17.108 | 15.074 | 12.051 | 11.122 | 7.331 | 7.711 | 6.447 | 3.908 | 3.531 |
| Loncoche | Loncoche | 5.109 | 4.254 | 3.786 | 5.026 | — | — | — | — | — |
| Lota | Lota | 31.087 | 25.032 | 16.764 | 10.732 | 9.568 | 3.956 | 5.337 | 3.636 | — |
| Melipilla | Melipilla | 9.316 | 8.730 | 6.225 | 6.265 | 4.286 | 3.331 | 3.431 | 3.604 | — |
| Molina | Molina | 5.117 | 4.641 | 4.187 | 4.327 | 3.609 | 4.699 | 2.566 | 1.618 | — |
| Mulchén | Mulchén | 6.829 | 6.826 | 6.639 | 5.552 | 4.268 | 7.958 | 4.826 | 1.716 | — |
| Nueva Imperial | Nueva Imperial | 6.643 | 6.118 | 4.781 | 5.158 | 2.179 | 1.717 | — | — | — |
| Osoorno | Osoorno | 25.075 | 16.229 | 12.446 | 7.364 | 4.667 | 3.037 | 1.895 | 1.536 | — |
| Ovalle | Ovalle | 14.807 | 11.795 | 9.172 | 6.998 | 5.565 | 5.426 | 4.099 | 3.101 | — |
| Parral | Parral | 10.225 | 9.640 | 10.158 | 10.047 | 8.586 | 5.913 | 5.448 | 3.653 | 2.993 |
| Penco | Penco | 6.803 | 4.466 | 4.408 | 5.019 | 3.389 | 1.857 | 1.213 | 1.267 | — |
| Pitrufquén | Pitrufquén | 6.193 | 4.024 | 4.038 | 4.907 | 2.376 | — | — | — | — |
| Puente Alto | Puente Alto | 10.145 | 4.083 | 2.920 | 4.932 | — | — | — | — | — |
| Puerto Montt | Puerto Montt | 21.360 | 16.150 | 9.751 | 5.408 | 3.480 | 2.787 | 2.137 | — | — |
| Puerto Natales | Puerto Natales | 6.475 | 4.151 | 1.965 | — | — | — | — | — | — |
| Punta Arenas | Magallanes | 29.883 | 24.307 | 20.437 | 12.199 | 3.227 | 850 | 915 | 195 | — |
| Quilpué | Quilpué | 9.167 | 6.282 | 4.828 | 4.114 | 3.311 | 1.800 | 456 | 916 | 901 |
| Quillota | Quillota | 17.232 | 14.859 | 12.401 | 11.449 | 9.621 | 9.214 | 11.369 | 10.149 | 5.216 |
| Rancagua | Rancagua | 31.018 | 23.339 | 17.118 | 10.380 | 6.665 | 5.757 | 4.051 | 5.508 | — |
| Rengo | Rengo | 6.730 | 6.049 | 6.681 | 6.015 | 6.483 | 5.560 | 3.896 | 6.557 | 636 |
| San Antonio | San Antonio | 11.859 | 6.994 | 2.994 | 829 | 648 | 186 | 802 | 1.180 | — |
| San Bernardo | San Bernardo | 20.673 | 14.464 | 9.366 | 7.656 | 4.168 | 5.522 | 2.702 | 1.445 | — |
| San Carlos | San Carlos | 9.411 | 8.860 | 7.510 | 8.499 | 7.051 | 7.277 | 5.609 | 5.456 | 4.136 |
| San Felipe | San Felipe | 13.168 | 11.963 | 11.577 | 10.426 | 11.313 | 11.768 | 9.422 | 8.696 | — |
| San Fernando | San Fernando | 14.419 | 13.016 | 10.753 | 9.241 | 7.447 | 6.959 | 5.177 | 5.883 | 4.676 |
| S. Fco. de Linache | Linache | 6.322 | — | — | 4.682 | 3.773 | 3.232 | 2.999 | — | — |
| San Javier | San Javier | 6.183 | 6.281 | 4.808 | 4.898 | 3.137 | 2.960 | 4.715 | 1.679 | — |
| Santiago | Santiago | 952.075 | 696.231 | 507.296 | 332.724 | 256.403 | 189.332 | 129.807 | 116.377 | — |
| Serena, La | La Serena | 21.742 | 20.696 | 15.240 | 15.996 | 15.712 | 17.230 | 12.293 | 13.550 | — |
| Talagante | Talagante | 5.105 | 3.917 | 2.822 | 1.309 | 1.087 | — | 2.292 | 1.387 | — |
| Talca | Talca | 60.464 | 45.020 | 36.079 | 38.040 | 33.232 | 23.432 | 17.496 | 17.900 | 14.144 |
| Talcahuano | Talcahuano | 35.774 | 27.594 | 22.084 | 15.561 | 10.431 | 5.030 | 2.495 | 2.062 | — |
| Taltal | Taltal | 5.659 | 4.466 | 8.404 | 11.457 | 5.834 | 4.761 | 134 | 346 | — |
| Temuco | Temuco | 42.035 | 35.748 | 28.546 | 16.037 | 7.078 | 3.445 | — | — | — |
| Tocopilla | Tocopilla | 15.516 | 15.305 | 5.207 | 5.366 | 3.383 | 1.816 | — | — | — |
| Tomé | Tomé | 10.722 | 5.039 | 5.774 | 4.739 | 3.977 | 5.530 | 3.529 | 5.291 | — |
| Traiguén | Traiguén | 8.828 | 8.125 | 7.638 | 6.122 | 5.732 | 2.981 | — | — | — |
| Unión, La | La Unión | 7.234 | 5.735 | 4.510 | 3.440 | 2.830 | 1.454 | 913 | 720 | — |
| Valdivia | Valdivia | 34.496 | 34.296 | 26.854 | 15.229 | 8.060 | 5.680 | 3.872 | 3.140 | — |
| Valparaíso | Valparaíso | 209.945 | 193.205 | 182.422 | 162.447 | 122.447 | 104.952 | 97.737 | 70.438 | 52.413 |
| Vallenar | Vallenar | 8.472 | 7.378 | 6.348 | 5.561 | 5.052 | 5.129 | 4.948 | 4.562 | 3.823 |
| Victoria | Victoria | 9.039 | 8.585 | 7.181 | 9.840 | 6.989 | 2.650 | — | — | — |
| Villa Alemana | Villa Alemana | 5.615 | 4.393 | 2.503 | 936 | — | — | — | — | — |
| Vina del Mar | Vina del Mar | 65.916 | 49.488 | 35.441 | 26.262 | 10.651 | 4.859 | 1.318 | — | 618 |

PUEBLOS DE 1.000 A 5.000 HABITANTES SEGUN EL CENSO DE 1940 Y EN CENSOS ANTERIORES.

| Pueblos | COMUNA | 1940 | 1930 | 1920 | 1907 | 1895 | 1885 | 1875 |
|-----------------|----------------|-------|-------|-------|-------|-------|-------|-------|
| Aguada, La | Corral | 1.175 | 31 | 117 | — | — | — | — |
| Almendro | Coltauco | 1.072 | 1.380 | 1.247 | — | — | — | — |
| Almendral | San Felipe | 1.391 | 600 | 898 | 643 | 444 | 1.663 | 1.069 |
| Ancud | Ancud | 4.078 | 3.341 | 4.295 | 3.424 | 3.182 | 3.666 | 4.366 |
| Animas, Las | Valdivia | 1.169 | 1.044 | — | — | — | — | — |
| Arauco | Arauco | 2.707 | 2.680 | 1.066 | 3.246 | 3.008 | 3.452 | 1.181 |
| Artificio | Nogales | 1.262 | 651 | 285 | 395 | — | — | — |
| Barrancas | Barrancas | 1.810 | 1.291 | 1.185 | 832 | — | — | — |
| Boroa | Nueva Imperial | 1.117 | 71 | — | 1.959 | — | — | — |
| Buín | Buín | 3.580 | 2.691 | 2.471 | 2.713 | 1.758 | 2.314 | 1.002 |
| Buli | Niquén | 1.132 | 1.745 | 946 | 401 | 348 | 236 | 270 |
| Bulnes | Bulnes | 4.961 | 4.250 | 3.984 | 3.689 | 3.094 | 2.908 | 2.334 |
| Cabildo | Cabildo | 1.862 | 1.553 | 1.450 | 1.396 | 942 | 1.191 | — |
| Cabras, Las | Las Cabras | 1.032 | 913 | 730 | — | — | — | — |
| Cabrero | Cabrero | 1.849 | 1.680 | 1.463 | 949 | 701 | 364 | — |
| Calama | Calama | 4.967 | 5.407 | 3.175 | 2.856 | 904 | 897 | — |
| Calbuco | Calbuco | 2.049 | 1.835 | 1.994 | 1.501 | 629 | 611 | 322 |
| Caldera | Caldera | 1.525 | 1.546 | 2.454 | 2.778 | 1.878 | 2.129 | 3.082 |
| Cafete | Cafete | 3.137 | 2.695 | 2.217 | 2.297 | 2.030 | 1.918 | 1.054 |
| Capitán Pastens | Lumaco | 1.193 | 974 | 835 | 401 | — | — | — |
| Caracol | Tomé | 1.044 | 696 | 75 | — | — | — | — |
| Carahue | Carahue | 4.341 | 3.125 | 3.056 | 2.251 | 1.247 | — | — |
| Carmen, El | El Carmen | 1.172 | 1.009 | 1.933 | 835 | 562 | 1.573 | 345 |
| Cartagena | Cartagena | 2.384 | 1.562 | 1.147 | 440 | 423 | 240 | 120 |
| Casablanca | Casablanca | 2.096 | 1.882 | 1.323 | 1.466 | 1.202 | 1.497 | 1.299 |
| Castro | Castro | 4.781 | 3.181 | 2.711 | 1.243 | 1.035 | 1.262 | 538 |
| Centenario | Los Andes | 1.699 | — | — | — | — | — | — |
| Coelemu | Coelemu | 2.824 | 2.197 | 1.707 | 1.134 | 1.137 | 1.235 | 846 |
| Coihuco | Coihuco | 1.617 | 1.816 | 1.441 | 1.048 | 1.305 | 1.348 | 1.023 |
| Cofuco | Cofuco | 1.290 | 927 | 642 | 1.001 | — | 1.101 | 643 |
| Colina | Colina | 1.086 | 554 | 462 | 964 | 320 | 280 | 234 |
| Collipulli | Collipulli | 4.057 | 3.518 | 3.264 | 3.005 | 3.227 | 4.030 | 1.722 |
| Colonia | Coronel | 1.465 | 1.912 | 444 | — | — | — | — |
| Combarbalá | Combarbalá | 2.112 | 1.671 | 1.532 | 1.122 | 1.105 | 1.157 | 1.359 |
| Concón | Viña del Mar | 1.216 | 688 | — | — | — | — | — |
| Corral | Corral | 3.317 | 2.779 | 1.315 | 1.596 | 917 | 631 | 627 |
| Coyhaique | Aysén | 2.577 | 349 | — | — | — | — | — |
| Crus, La | La Cruz | 3.818 | 2.385 | 2.030 | 1.994 | — | — | — |
| Cunco | Cunco | 2.728 | 1.665 | 914 | 726 | — | — | — |
| Curacaví | Curacaví | 1.586 | 1.317 | 1.095 | 1.470 | 855 | 1.000 | 809 |
| Curanilahue | Curanilahue | 3.995 | 2.199 | 3.470 | 6.185 | 400 | — | — |
| Curepto | Curepto | 1.739 | 1.785 | 1.653 | 1.480 | 1.600 | 2.916 | 2.040 |
| Chacón, Lo | El Monte | 1.061 | 195 | 789 | 793 | 624 | 412 | — |
| Chanco | Chanco | 1.931 | 1.482 | 1.992 | 2.870 | 2.175 | 1.984 | 497 |
| Chañaral | Chañaral | 2.980 | 2.930 | 2.040 | 2.928 | 2.134 | 2.613 | 3.084 |
| Chépica | Chépica | 1.710 | 1.650 | 2.096 | 2.481 | 1.914 | 1.800 | 1.358 |
| Cherquenco | Vilcún | 1.677 | 952 | 726 | — | — | — | — |
| Chiguayante | Concepción | 3.697 | 2.002 | 1.268 | 554 | 300 | 231 | — |
| Chillán Viejo | Chillán | 3.602 | 3.567 | 4.170 | 5.152 | 4.648 | 4.759 | — |
| Chimbarongo | Chimbarongo | 4.108 | 3.090 | 3.111 | 1.000 | 2.371 | 2.489 | 894 |
| Chonchi | Chonchi | 1.093 | 717 | 618 | 696 | 320 | 360 | 75 |
| Doméyko | Vallenar | 1.517 | — | — | — | — | — | — |
| Doñihue | Doñihue | 3.890 | 3.599 | 3.331 | 1.458 | 1.601 | 2.107 | 390 |
| Ercilla | Ercilla | 1.274 | 1.147 | 1.187 | 1.310 | 1.450 | 1.321 | — |
| Espejo | La Cisterna | 1.490 | 1.089 | 1.052 | 210 | — | — | — |
| Florida | Florida | 1.028 | 937 | 983 | 1.811 | 1.138 | 1.759 | 796 |
| Freire | Freire | 2.202 | 2.033 | 3.310 | 514 | 183 | — | — |
| Freirina | Freirina | 1.504 | 925 | 1.403 | 1.473 | 1.797 | 2.147 | 1.188 |
| Galvarino | Galvarino | 1.209 | 1.090 | 955 | 3.131 | 815 | 200 | — |
| Gorbea | Gorbea | 2.910 | 2.657 | 2.365 | 4.017 | — | — | — |
| Graneros | Graneros | 3.494 | 3.167 | 2.460 | 1.270 | — | — | — |
| Guayacán | Coquimbó | 1.219 | 1.124 | 1.084 | 1.734 | 1.470 | 1.347 | 1.330 |
| Hijuelas | Hijuelas | 1.953 | 1.666 | 1.036 | 266 | — | — | — |
| Hualqui | Hualqui | 2.127 | 1.791 | 1.380 | 1.450 | 1.237 | 1.160 | 848 |
| Hualañé | Hualañé | 1.010 | 777 | 754 | 507 | — | — | — |
| Huara | Huara | 1.794 | 2.160 | 1.658 | 2.252 | 7.730 | — | — |
| Huasco | Huasco | 1.537 | 2.003 | 1.318 | 1.567 | 757 | 417 | 353 |
| Huelshue | Valdivia | 1.562 | 529 | — | — | — | — | — |
| Huenquén | Angol | 1.042 | 684 | 532 | 486 | 361 | — | — |
| Idahue | Coltauco | 1.312 | 1.118 | 1.741 | 1.719 | 560 | 590 | — |
| Inca de Oro | Chañaral | 2.324 | — | — | — | — | — | — |
| Isla de Maipo | Isla de Maipo | 2.254 | 990 | 2.248 | 1.438 | — | 961 | — |
| Lagos, Los | Los Lagos | 2.106 | 359 | — | — | — | — | — |
| Laja | Laja | 1.368 | 1.393 | 1.268 | 842 | 725 | — | — |
| Lampa | Lampa | 1.065 | 789 | 900 | 963 | 1.112 | 1.231 | 12.30 |
| Lanco | Lanco | 2.793 | 1.502 | 781 | — | — | — | — |
| Laureles, Los | Freire | 1.401 | 1.330 | — | — | — | — | — |
| Lebu | Lebu | 3.827 | 3.393 | 4.107 | 2.687 | 2.784 | 2.699 | 5.783 |
| Ligua, La | La Ligua | 3.178 | 2.830 | 2.999 | 2.019 | 2.047 | 1.549 | 3.340 |
| Limache | Limache | 3.836 | 3.724 | 3.326 | 3.743 | 3.500 | 6.442 | 2.239 |

ESTADÍSTICA CHILENA ENERO-FEBRERO 1944

54

| Pueblos | COMUNA | 1940 | 1930 | 1920 | 1907 | 1895 | 1885 | 1875 |
|-------------------------|----------------------|-------|-------|-------|-------|-------|-------|-------|
| Lirquén | Penco | 1.126 | 875 | 791 | 784 | 500 | 360 | 412 |
| Liucura | Quillón | 1.094 | 861 | 915 | — | — | — | — |
| Longavi | Longavi | 1.561 | 1.175 | 954 | — | — | — | — |
| Lontué | Molina | 1.212 | 338 | 66 | — | — | — | — |
| Lumaco | Lumaco | 1.063 | 988 | 20 | 1.144 | 1.007 | 526 | 657 |
| Llay-Llay | Llay-Llay | 4.137 | 3.680 | 3.445 | 3.313 | 2.569 | 2.431 | 2.832 |
| Llo-Lleo | Llo-Lleo | 3.891 | 2.809 | 983 | 423 | — | — | — |
| Machali | Machali | 2.135 | 1.801 | 2.085 | 1.469 | 1.555 | 1.832 | 1.210 |
| Maipo | Buín | 1.344 | 1.077 | 1.175 | 1.304 | 1.409 | 1.798 | 1.110 |
| Maipú | Maipú | 2.894 | 2.112 | 1.157 | 735 | — | — | — |
| Malloco | Peñaflor | 1.516 | 1.421 | 1.368 | 396 | 346 | 700 | 843 |
| Mauñilín | Mauñilín | 1.585 | 1.145 | 893 | 822 | 520 | 480 | 308 |
| Mejillones | Mejillones | 1.056 | 4.063 | 5.872 | 3.600 | — | — | — |
| Miranda, Lo | Doñihue | 1.242 | 2.013 | 1.815 | 947 | — | — | — |
| Monte, El | El Monte | 2.543 | 2.124 | 1.677 | 1.188 | 902 | 811 | 1.140 |
| Nacimiento | Nacimiento | 2.815 | 2.024 | 1.783 | 1.871 | 1.546 | 1.818 | 1.970 |
| Nancagua | Nancagua | 1.464 | 1.339 | 1.676 | 1.852 | 1.301 | 848 | 1.125 |
| Negrete | Negrete | 1.558 | 1.024 | 540 | 956 | 339 | 646 | 510 |
| Nogales | Nogales | 2.245 | 1.937 | 1.652 | 1.652 | 1.224 | 1.397 | 2.115 |
| Olmué | Limache | 1.088 | 961 | — | 1.436 | 1.490 | 1.518 | 2.014 |
| Ovejería | Osoerno | 1.817 | 1.071 | 781 | 350 | — | — | — |
| Padre Las Casas | Temuco | 2.631 | 1.900 | 810 | 1.658 | — | — | — |
| Paillaco | Paillaco | 2.980 | 1.284 | 859 | 152 | — | 160 | — |
| Paine | Paine | 1.461 | 1.526 | 1.192 | 363 | — | — | — |
| Pampa Baja | Serena | 1.377 | 1.309 | 3.151 | — | — | — | — |
| Pelequén | Malloa | 1.033 | 1.173 | 1.052 | 1.062 | 1.030 | 760 | — |
| Pemuco | Pemuco | 1.703 | 1.675 | 2.057 | 1.482 | 928 | — | 881 |
| Pencabue | San Vicente | 1.390 | 555 | 990 | 589 | — | — | — |
| Peña Blanca | Villa Alemana | 2.480 | 1.675 | 1.105 | 765 | 714 | 360 | 111 |
| Peñaflor | Peñaflor | 4.957 | 3.405 | 2.147 | 1.671 | 1.482 | 1.326 | 1.141 |
| Perquenco | Perquenco | 1.259 | 1.406 | 982 | 1.191 | 80 | — | — |
| Petorca | Petorca | 1.098 | 861 | 1.175 | 1.178 | 1.078 | 1.957 | 2.792 |
| Peumo | Peumo | 3.507 | 3.081 | 2.760 | 2.855 | 2.699 | 1.720 | 460 |
| Porvenir | Porvenir | 1.592 | 1.194 | 502 | 500 | — | — | — |
| Pucón | Pucón | 1.720 | 890 | 535 | — | 200 | — | — |
| Puerto Aysén | Aysén | 3.767 | 2.053 | — | 298 | — | — | — |
| Puerto Saavedra | Puerto Saavedra | 2.071 | 2.053 | 1.775 | 892 | — | — | — |
| Puerto Varas | Puerto Varas | 4.146 | 3.238 | 2.067 | 867 | 521 | — | — |
| Punitaqui | Punitaqui | 1.584 | 659 | 694 | 1.675 | 1.283 | 1.620 | 490 |
| Purén | Purén | 2.711 | 2.297 | 1.803 | 1.504 | 1.077 | 560 | 457 |
| Purranque | Purranque | 2.058 | 544 | — | — | — | — | — |
| Putendo | Putendo | 2.666 | 1.653 | 2.212 | 2.790 | — | 2.932 | — |
| Quintero | Quintero | 2.047 | 1.810 | 310 | 482 | 500 | 911 | 220 |
| Quirihue | Quirihue | 3.034 | 859 | 3.002 | 3.183 | 2.854 | 2.978 | 2.164 |
| Renaico | Renaico | 2.224 | 2.431 | 1.996 | 388 | — | — | — |
| Renca | Renca | 1.534 | 2.484 | 962 | 1.752 | 2.451 | 587 | 250 |
| Reguechua | San Vicente | 1.305 | 989 | 1.103 | 514 | — | — | — |
| Requinoa | Requinoa | 1.293 | 1.258 | 792 | 1.256 | 759 | 420 | 344 |
| Retiro | Quilpué | 1.811 | 1.178 | — | — | — | — | — |
| Rinconada de Silva | Putendo | 1.274 | 1.172 | 480 | 209 | 249 | 560 | — |
| Río Bueno | Río Bueno | 4.852 | 4.388 | 4.593 | 3.001 | 1.453 | 1.144 | 1.160 |
| Río Negro | Río Negro | 1.897 | 1.267 | 1.082 | 698 | — | — | — |
| Salamanca | Salamanca | 2.819 | 2.134 | 1.906 | 1.397 | 2.090 | 2.297 | 2.072 |
| San Clemente | San Clemente | 1.749 | 1.552 | 1.432 | 1.040 | 824 | 1.578 | 331 |
| San Fernando | Santa María | 1.257 | 555 | 425 | — | — | — | — |
| San Fco. de Mostazal | San Fco. de Mostazal | 2.070 | 2.032 | 1.601 | 1.629 | — | 549 | 466 |
| San Ignacio | San Ignacio | 1.180 | 1.061 | 1.175 | 1.354 | 1.000 | 933 | 788 |
| S. José de la Mariquina | Mariquina | 1.516 | 1.100 | 1.022 | 1.531 | 339 | 1.257 | 170 |
| San José de Maipo | San José de Maipo | 1.269 | 1.205 | 1.088 | 1.224 | 937 | 737 | 1.597 |
| San Rosendo | San Rosendo | 3.315 | 3.042 | 2.404 | 2.155 | 400 | — | — |
| San Vicente de T. T. | San Vicente | 4.264 | 2.813 | 2.536 | 2.527 | 1.277 | 1.079 | 617 |
| San Vicente | Talcahuano | 1.022 | 3.303 | 1.928 | 1.115 | — | — | — |
| Santa Bárbara | Santa Bárbara | 2.292 | 1.705 | 1.091 | 843 | 1.029 | 1.055 | 1.036 |
| Santa Cruz | Santa Cruz | 2.132 | 1.807 | 1.662 | 1.349 | 892 | 1.428 | 614 |
| Santa Juana | Santa Juana | 1.310 | 1.311 | 974 | — | 640 | 2.758 | 1.002 |
| Santa María | Santa María | 1.401 | 1.319 | 1.171 | 1.147 | 2.362 | 1.658 | 1.520 |
| Sauces, Los | Los Sauces | 2.158 | 1.881 | 2.293 | 1.028 | 1.146 | 1.116 | 280 |
| Teno | Teno | 1.884 | 1.180 | 1.237 | 1.689 | — | 1.275 | 480 |
| Tierra Amarilla | Tierra Amarilla | 1.086 | 939 | 675 | 1.267 | — | 1.522 | 1.200 |
| Tiuquilemu | Niquén | 1.082 | 730 | 599 | — | 1.679 | — | — |
| Toltén | Toltén | 1.014 | 412 | 523 | 861 | — | 1.505 | 512 |
| Valdivia de Paine | Buín | 1.069 | 811 | 829 | 1.068 | — | — | — |
| Varas | La Ligua | 1.229 | 1.139 | 182 | — | — | — | — |
| Vicuña | Vicuña | 3.415 | 3.121 | 2.900 | 2.949 | 2.392 | 3.882 | 1.847 |
| Vilcún | Vilcún | 1.942 | 1.646 | 108 | — | — | — | — |
| Vilos, Los | Los Vilos | 1.305 | 832 | 957 | 1.332 | 766 | 431 | 782 |
| Villa Alegre | Villa Alegre | 1.365 | 1.933 | 2.138 | 1.442 | 1.846 | 1.119 | 1.440 |
| Villa Prat | Valdivia de Lontué | 1.588 | 1.507 | 1.765 | 972 | — | — | — |
| Villarica | Villarica | 4.679 | 1.916 | 1.000 | 650 | 166 | 282 | — |
| Yumbel Nuevo | Yumbel | 2.099 | 2.693 | 3.272 | 2.565 | 2.654 | 3.393 | 1.675 |
| Yungay | Yungay | 3.671 | 2.884 | 2.812 | 1.778 | 2.629 | 2.733 | 1.674 |

**POBLACION URBANA Y RURAL, CON DISTINCION DEL SEXO POR
PROVINCIAS, DEPARTAMENTOS, COMUNAS Y DISTRITOS.**

| Provincias, Departamentos, Comunas y Distritos | POBLACION URBANA | | | | | POBLACION RURAL | | | | | Total de habitantes |
|---|------------------------|-------------------|---------------|---------------|-------------|------------------------|-------------------|--------------|---------------|--------------|---------------------------|
| | N.º de viviendas | N.º de habitantes | | | | N.º de viviendas | N.º de habitantes | | | | |
| | | Hombres | Mujeres | Total | % | | Hombres | Mujeres | Total | % | |
| PROVINCIA DE TARAPACA | | | | | | | | | | | |
| D. N.º 1 El Morro | 612 | 1.688 | 1.583 | 3.271 | — | — | 62 | 2 | 64 | — | 3.335 |
| » 2 Chinchorro | 276 | 1.449 | 808 | 2.257 | — | 39 | 107 | 95 | 202 | — | 2.459 |
| » 3 Chacalluta | — | — | — | — | — | 82 | 183 | 78 | 259 | — | 259 |
| » 4 Pocomchile | — | — | — | — | — | 82 | 302 | 131 | 433 | — | 433 |
| » 5 Molinos | — | — | — | — | — | 185 | 458 | 300 | 758 | — | 758 |
| » 6 Livilcar | — | — | — | — | — | 36 | 79 | 77 | 156 | — | 156 |
| » 7 Asapa | — | — | — | — | — | 123 | 404 | 287 | 691 | — | 691 |
| » 8 Mercado | 1.742 | 4.124 | 4.412 | 8.536 | — | — | — | — | — | — | 8.536 |
| Comuna Arica | 2.630 | 7.261 | 6.803 | 14.064 | 84,5 | 511 | 1.595 | 968 | 2.563 | 15,5 | 16.627 |
| D. N.º 1 General Lagos | — | — | — | — | — | 221 | 657 | 429 | 1.086 | — | 1.086 |
| » 2 Cosapilla | — | — | — | — | — | 48 | 141 | 146 | 287 | — | 287 |
| Comuna General Lagos | — | — | — | — | 0 | 269 | 798 | 575 | 1.373 | 100,0 | 1.373 |
| D. N.º 1 Putre | 126 | 255 | 269 | 521 | — | 35 | 131 | 56 | 187 | — | 711 |
| » 2 Socoroma | — | — | — | — | — | 82 | 209 | 221 | 430 | — | 430 |
| » 3 Pariscota | — | — | — | — | — | 71 | 220 | 211 | 431 | — | 431 |
| Comuna Putre | 126 | 255 | 269 | 524 | 33,3 | 188 | 566 | 488 | 1.048 | 66,7 | 1.572 |
| D. N.º 1 Belén | 62 | 201 | 158 | 359 | — | 62 | 190 | 185 | 375 | — | 734 |
| » 2 Tienamar | — | — | — | — | — | 46 | 185 | 183 | 378 | — | 378 |
| » 3 Lauca | — | — | — | — | — | 31 | 67 | 99 | 166 | — | 166 |
| Comuna Belén | 62 | 201 | 158 | 359 | 28,1 | 139 | 452 | 467 | 919 | 71,9 | 1.278 |
| D. N.º 1 Codpa | — | — | — | — | — | 125 | 289 | 271 | 560 | — | 560 |
| » 2 Esquiña | — | — | — | — | — | 30 | 88 | 70 | 158 | — | 158 |
| » 3 Caritaya | — | — | — | — | — | 16 | 45 | 32 | 77 | — | 77 |
| » 4 Camarones | — | — | — | — | — | 18 | 100 | 40 | 140 | — | 140 |
| » 5 Chaca | — | — | — | — | — | 9 | 35 | 16 | 51 | — | 51 |
| Comuna Codpa | — | — | — | — | 0 | 198 | 557 | 429 | 986 | 100,0 | 986 |
| DEPARTAMENTO ARICA | 2.818 | 7.717 | 7.230 | 14.947 | 68,0 | 1.305 | 2.962 | 2.927 | 6.889 | 32 | 21.836 |
| D. N.º 1 Pisagua | 120 | 248 | 171 | 419 | — | 4 | 26 | 10 | 36 | — | 455 |
| » 2 Junifa | — | — | — | — | — | 5 | 10 | 4 | 14 | — | 14 |
| » 3 Zapiga | — | — | — | — | — | 79 | 244 | 130 | 374 | — | 374 |
| » 4 Camifa | — | — | — | — | — | 190 | 609 | 496 | 1.105 | — | 1.105 |
| » 5 Tana | — | — | — | — | — | 54 | 132 | 119 | 251 | — | 251 |
| Comuna Pisagua | 120 | 248 | 171 | 419 | 19,1 | 332 | 1.021 | 759 | 1.780 | 80,9 | 2.199 |
| D. N.º 1 Negreiros | — | — | — | — | — | 45 | 79 | 65 | 144 | — | 144 |
| » 2 Santa Catalina | — | — | — | — | — | 416 | 909 | 601 | 1.510 | — | 1.510 |
| » 3 Isituga | — | — | — | — | — | 70 | 209 | 204 | 413 | — | 413 |
| » 4 Chiapa | — | — | — | — | — | 124 | 229 | 323 | 552 | — | 552 |
| » 5 Aroma | — | — | — | — | — | 36 | 60 | 70 | 139 | — | 139 |
| Comuna Negreiros | — | — | — | — | 0 | 691 | 1.486 | 1.272 | 2.758 | 100,0 | 2.758 |
| DEPARTAMENTO PISAGUA | 120 | 248 | 171 | 419 | 8,0 | 1.023 | 2.507 | 2.031 | 4.538 | 92,0 | 4.957 |
| D. N.º 1 Puerto | 319 | 494 | 469 | 963 | — | 2 | 100 | 43 | 233 | — | 1.196 |
| » 2 Coudell | 2.150 | 4.722 | 4.619 | 9.341 | — | 45 | 110 | 113 | 223 | — | 9.564 |
| » 3 Guantajaya | — | — | — | — | — | 35 | 172 | 68 | 240 | — | 240 |
| » 4 Punta de Lobos | — | — | — | — | — | 108 | 301 | 159 | 463 | — | 463 |
| » 5 Cavanha | 82 | 436 | 193 | 629 | — | — | — | — | — | — | 629 |
| » 6 21 de Mayo | 2.523 | 5.100 | 5.580 | 10.680 | — | 12 | 14 | 15 | 29 | — | 10.709 |
| » 7 Manuel Montt | 2.401 | 4.940 | 5.461 | 10.401 | — | — | — | — | — | — | 10.401 |
| » 8 Arturo Prat | 1.204 | 3.010 | 3.070 | 6.080 | — | — | — | — | — | — | 6.080 |
| Comuna Iquique | 8.702 | 18.702 | 19.392 | 38.094 | 97,0 | 202 | 790 | 398 | 1.188 | — | 39.282 |
| D. N.º 1 Huara | 525 | 912 | 882 | 1.794 | — | 1.622 | 4.025 | 3.086 | 7.111 | — | 8.905 |
| » 2 Calota Buena | — | — | — | — | — | 6 | 23 | 7 | 30 | — | 30 |
| » 3 Chusmisa | — | — | — | — | — | 140 | 312 | 318 | 630 | — | 630 |
| » 4 Cariquima | — | — | — | — | — | 165 | 353 | 310 | 663 | — | 663 |
| » 5 Tarapaca | — | — | — | — | — | 226 | 552 | 477 | 1.029 | — | 1.029 |
| Comuna Huara | 525 | 912 | 882 | 1.794 | 15,9 | 2.159 | 5.265 | 4.198 | 9.463 | 84,1 | 11.257 |
| D. N.º 1 Pozo Almonte | 185 | 303 | 299 | 602 | — | 1.366 | 4.302 | 3.063 | 7.365 | — | 7.967 |
| » 2 Mamiña | — | — | — | — | — | 175 | 458 | 447 | 906 | — | 906 |
| » 3 Pica | — | — | — | — | — | 354 | 704 | 681 | 1.385 | — | 1.385 |
| » 4 Pintados | — | — | — | — | — | 376 | 1.247 | 799 | 2.046 | — | 2.046 |
| » 5 La Tiruta | — | — | — | — | — | 141 | 258 | 182 | 440 | — | 440 |
| » 6 Alto San Antonio | — | — | — | — | — | 523 | 1.035 | 555 | 1.590 | — | 1.590 |
| Comuna Pozo Almonte | 185 | 303 | 299 | 602 | 4,0 | 2.935 | 8.004 | 5.727 | 13.731 | 96,0 | 14.333 |

| Provincias, Departamentos, Comunas y Distritos | POBLACIÓN URBANA | | | | | POBLACIÓN RURAL | | | | | Total de habitantes |
|---|------------------------|-------------------|---------|--------|----|------------------------|-------------------|---------|--------|----|---------------------------|
| | N.º de viviendas | N.º de habitantes | | | | N.º de viviendas | N.º de habitantes | | | | |
| | | Hombres | Mujeres | Total | % | | Hombres | Mujeres | Total | % | |
| D. N.º 1 Lagunas | — | — | — | — | — | 617 | 1.605 | 876 | 2.481 | — | 2.481 |
| » 2 Buena Ventura | 118 | 220 | 191 | 411 | — | 1.811 | 5.274 | 4.053 | 9.327 | — | 9.738 |
| » 3 Guatacondo | — | — | — | — | — | 49 | 113 | 100 | 213 | — | 213 |
| Comuna Lagunas | 118 | 220 | 191 | 411 | — | 2.507 | 6.992 | 5.029 | 12.021 | — | 12.432 |
| DEPARTAMENTO IQUIQUE | 9.530 | 20.137 | 20.764 | 40.901 | 53 | 7.803 | 21.051 | 15.352 | 36.403 | 47 | 77.304 |
| PROVINCIA DE TARAPACA | 12.468 | 28.102 | 28.165 | 56.267 | 54 | 10.131 | 27.520 | 30.310 | 47.830 | 46 | 104.097 |

PROVINCIA DE ANTOFAGASTA

| | | | | | | | | | | | |
|----------------------------------|--------|--------|--------|--------|------|--------|--------|--------|--------|-------|---------|
| D. N.º 1 Comercio | 786 | 1.740 | 1.604 | 3.340 | — | — | — | — | — | — | 3.340 |
| » 2 Hospital | 1.441 | 3.500 | 3.389 | 6.889 | — | — | — | — | — | — | 6.889 |
| » 3 Guachán | 382 | 1.130 | 1.070 | 2.200 | — | 116 | 456 | 272 | 728 | — | 2.028 |
| » 4 Barriles | — | — | — | — | — | 48 | 123 | 54 | 177 | — | 177 |
| » 5 Galico | — | — | — | — | — | 117 | 280 | 169 | 449 | — | 449 |
| » 6 Estación | 616 | 1.363 | 1.523 | 2.886 | — | 2 | 291 | 31 | 322 | — | 3.208 |
| Bahía Tocopilla | — | — | — | — | — | — | 276 | 11 | 287 | — | 287 |
| COMUNA TOCOPILLA | 3.255 | 7.733 | 7.591 | 15.324 | 89 | 283 | 1.426 | 537 | 1.963 | 11 | 17.287 |
| D. N.º 1 Quillagua | — | — | — | — | — | 61 | 179 | 111 | 290 | — | 290 |
| » 2 Rica Aventura | — | — | — | — | — | 21 | 93 | 45 | 138 | — | 138 |
| » 3 Toco | — | — | — | — | — | 33 | 79 | 56 | 135 | — | 135 |
| » 4 María Elena | — | — | — | — | — | 1.065 | 5.664 | 3.011 | 9.275 | — | 9.275 |
| » 5 José Francisco Vergara | — | — | — | — | — | 1.351 | 3.310 | 2.689 | 5.999 | — | 5.999 |
| COMUNA TOCO | — | — | — | — | — | 3.431 | 9.325 | 6.512 | 15.837 | 100 | 15.837 |
| DEPARTAMENTO TOCOPILLA | 3.255 | 7.733 | 7.591 | 15.324 | 46 | 3.714 | 10.751 | 7.049 | 17.800 | 54 | 33.124 |
| D. N.º 1 Calama | 1.163 | 2.499 | 2.468 | 4.967 | — | 404 | 1.063 | 943 | 2.006 | — | 6.973 |
| » 2 Chuquicamata | — | — | — | — | — | 3.816 | 10.688 | 8.514 | 19.202 | — | 19.202 |
| » 3 Collahuasi | — | — | — | — | — | 133 | 322 | 214 | 536 | — | 536 |
| » 4 Ollagüe | — | — | — | — | — | 340 | 895 | 619 | 1.514 | — | 1.514 |
| » 5 San Pedro de Atacama | — | — | — | — | — | 252 | 611 | 568 | 1.179 | — | 1.179 |
| » 6 Tocopao | — | — | — | — | — | 125 | 266 | 294 | 590 | — | 590 |
| » 7 Socaire | — | — | — | — | — | 74 | 144 | 192 | 336 | — | 336 |
| COMUNA CALAMA | 1.163 | 2.499 | 2.568 | 4.967 | 16 | 5.144 | 13.989 | 11.344 | 25.333 | 84 | 30.300 |
| DEPARTAMENTO EL LOA | 1.163 | 2.499 | 2.568 | 4.967 | 16 | 5.144 | 13.989 | 11.344 | 25.333 | 84 | 30.300 |
| D. N.º 1 La Chimba | 447 | 1.146 | 1.090 | 2.236 | — | 14 | 98 | 28 | 126 | — | 2.362 |
| » 2 Matadero | 3.062 | 8.222 | 9.162 | 17.384 | — | — | — | — | — | — | 17.384 |
| » 3 Comercio | 2.273 | 5.621 | 5.788 | 11.409 | — | — | — | — | — | — | 11.409 |
| » 4 Residencial | 2.816 | 6.678 | 7.039 | 13.717 | — | — | — | — | — | — | 13.717 |
| » 5 Playa Blanca | 841 | 2.115 | 2.245 | 4.360 | — | 181 | 450 | 399 | 849 | — | 5.209 |
| » 6 Coloso | — | — | — | — | — | 45 | 172 | 89 | 261 | — | 261 |
| Bahía y diseminados | — | — | — | — | — | — | 752 | 13 | 765 | — | 765 |
| COMUNA ANTOFAGASTA | 10.039 | 23.782 | 25.324 | 49.106 | 96 | 240 | 1.472 | 529 | 2.001 | 4 | 51.107 |
| D. N.º 1 Mejillones | 224 | 582 | 474 | 1.056 | — | 6 | 16 | 6 | 22 | — | 1.078 |
| » 2 Ferrocarril | — | — | — | — | — | 389 | 962 | 786 | 1.748 | — | 1.748 |
| COMUNA MEJILLONES | 224 | 582 | 474 | 1.056 | 37 | 395 | 978 | 792 | 1.770 | 63 | 2.826 |
| D. N.º 1 Pampa Unión | 151 | 290 | 284 | 574 | — | 355 | 864 | 543 | 1.407 | — | 1.981 |
| » 2 Boquete | — | — | — | — | — | 11 | 61 | 16 | 77 | — | 77 |
| » 3 Baquedano | — | — | — | — | — | 150 | 460 | 341 | 801 | — | 801 |
| » 4 Salinas | — | — | — | — | — | 1.118 | 2.800 | 2.078 | 4.878 | — | 4.878 |
| » 5 Pedro de Valdivia | — | — | — | — | — | 1.044 | 4.100 | 2.571 | 6.671 | — | 6.671 |
| COMUNA SIERRA GORDA | 151 | 290 | 284 | 574 | 4 | 2.684 | 8.285 | 5.549 | 13.834 | 96 | 14.408 |
| D. N.º 1 Castilla | — | — | — | — | — | 14 | 45 | 18 | 63 | — | 63 |
| » 2 Yungay | — | — | — | — | — | 82 | 443 | 111 | 554 | — | 554 |
| COMUNA AGUAS BLANCAS | — | — | — | — | 0,0 | 96 | 488 | 129 | 617 | 100,0 | 617 |
| DEPARTAMENTO ANTOFAGASTA | 10.414 | 24.654 | 26.032 | 50.736 | 74 | 3.415 | 11.223 | 6.999 | 18.222 | 16 | 68.958 |
| D. N.º 1 El Puerto | 669 | 1.388 | 1.520 | 2.908 | — | 21 | 97 | 16 | 113 | — | 3.021 |
| » 2 Ferrocarril | 567 | 1.137 | 1.150 | 2.287 | — | 9 | 23 | 15 | 38 | — | 2.325 |
| » 3 La Calca | 100 | 224 | 210 | 464 | — | 22 | 49 | 65 | 114 | — | 578 |
| » 4 Paposo | — | — | — | — | — | 44 | 127 | 67 | 194 | — | 194 |
| » 5 Santa Luisa | — | — | — | — | — | 459 | 1.153 | 988 | 2.141 | — | 2.141 |
| » 6 Altamira | — | — | — | — | — | 268 | 582 | 323 | 905 | — | 905 |
| Bahía, Taltal | — | — | — | — | — | — | 52 | 8 | 60 | — | 60 |
| COMUNA TALTAL | 1.336 | 2.749 | 2.910 | 5.659 | 61 | 823 | 2.083 | 1.482 | 3.565 | 39 | 9.224 |
| D. N.º 1 Catalina | — | — | — | — | — | 177 | 583 | 313 | 926 | — | 926 |
| » 2 Guanaco | — | — | — | — | — | 212 | 452 | 291 | 743 | — | 743 |
| » 3 Refresco | — | — | — | — | — | 463 | 1.137 | 735 | 1.872 | — | 1.872 |
| COMUNA CATALINA | — | — | — | — | 0 | 852 | 2.172 | 1.369 | 3.541 | 100,0 | 3.541 |
| DEPARTAMENTO TALTAL | 1.336 | 2.749 | 2.910 | 5.659 | 44,0 | 1.675 | 4.255 | 2.851 | 7.106 | 56,0 | 12.765 |
| PROVINCIA DE ANTOFAGASTA | 16.168 | 37.635 | 39.051 | 76.686 | 53,0 | 13.948 | 40.218 | 28.243 | 68.461 | 47,0 | 115.147 |

| Provincias, Departamentos, Comunas y Distritos. | POBLACIÓN URBANA | | | | | POBLACIÓN RURAL | | | | | Total de habitantes |
|--|------------------------|-------------------|---------------|---------------|-------------|------------------------|-------------------|---------------|---------------|-------------|---------------------------|
| | N.º de viviendas | N.º de habitantes | | | % | N.º de viviendas | N.º de habitantes | | | % | |
| | | Hombres | Mujeres | Total | | | Hombres | Mujeres | Total | | |
| PROVINCIA DE ATACAMA | | | | | | | | | | | |
| D. N.º 1 Chañaral | 641 | 1.508 | 1.472 | 2.980 | — | 183 | 516 | 459 | 975 | — | 3.955 |
| " " 2 Pan de Azúcar | — | — | — | — | — | 51 | 247 | 78 | 325 | — | 325 |
| " " 3 Potrillo | — | — | — | — | — | 1.917 | 6.886 | 4.839 | 11.725 | — | 11.725 |
| " " 4 Cuba | 491 | 1.286 | 1.038 | 2.324 | — | 455 | 1.936 | 746 | 2.882 | — | 5.066 |
| " " 5 Pueblo Hundido | — | — | — | — | — | 340 | 974 | 815 | 1.789 | — | 1.789 |
| " " 6 El Salado | — | — | — | — | — | 230 | 596 | 407 | 1.003 | — | 1.003 |
| Diseminados y Censo Ferroviario | — | — | — | — | — | — | 64 | 27 | 91 | — | 91 |
| COMUNA CHAÑARAL | 1.132 | 2.794 | 2.510 | 5.304 | 22,0 | 3.176 | 11.229 | 7.371 | 18.600 | 78,0 | 23.904 |
| DEPARTAMENTO CHAÑARAL | 1.132 | 2.794 | 2.510 | 5.304 | 22,0 | 3.176 | 11.229 | 7.371 | 18.600 | 78,0 | 23.904 |
| D. N.º 1 Salta | 427 | 875 | 1.310 | 2.185 | — | — | — | — | — | — | 2.185 |
| " " 2 Plaza | 235 | 618 | 655 | 1.273 | — | — | — | — | — | — | 1.273 |
| " " 3 Intendencia | 416 | 1.073 | 1.092 | 2.165 | — | — | — | — | — | — | 2.165 |
| " " 4 La Merced | 344 | 758 | 1.019 | 1.805 | — | — | — | — | — | — | 1.805 |
| " " 5 Máquina del Puente | 153 | 326 | 387 | 713 | — | — | — | — | — | — | 713 |
| " " 6 Estación | 258 | 676 | 683 | 1.359 | — | 5 | 16 | 11 | 27 | — | 1.386 |
| " " 7 Postales | 308 | 664 | 909 | 1.603 | — | — | — | — | — | — | 1.603 |
| " " 8 Hospital | 53 | 234 | 231 | 465 | — | 18 | 59 | 40 | 105 | — | 570 |
| " " 9 Chañarillo | 516 | 1.356 | 1.385 | 2.741 | — | 18 | 29 | 24 | 53 | — | 2.794 |
| " " 10 La Chimba | 283 | 750 | 634 | 1.384 | — | — | — | — | — | — | 1.384 |
| " " 11 Rodaga | — | — | — | — | — | 58 | 173 | 139 | 312 | — | 312 |
| " " 12 Toledo | — | — | — | — | — | 84 | 295 | 140 | 435 | — | 435 |
| " " 13 Castilla | — | — | — | — | — | 36 | 181 | 93 | 254 | — | 254 |
| " " 14 Cerro Blanco | — | — | — | — | — | 51 | 183 | 128 | 311 | — | 311 |
| " " 15 Punta de Días | — | — | — | — | — | 30 | 143 | 81 | 224 | — | 224 |
| " " 16 Totoral | — | — | — | — | — | 96 | 422 | 203 | 625 | — | 625 |
| " " 17 Monte Amargo | — | — | — | — | — | 117 | 445 | 300 | 745 | — | 745 |
| " " 18 Carrera Pinto | — | — | — | — | — | 111 | 511 | 244 | 755 | — | 755 |
| " " 19 Puquios | — | — | — | — | — | 23 | 86 | 49 | 135 | — | 135 |
| " " 20 San Miguel | — | — | — | — | — | 19 | 58 | 21 | 79 | — | 79 |
| " " 21 Punta Negra | — | — | — | — | — | 84 | 248 | 241 | 489 | — | 489 |
| " " 22 San Fernando | 259 | 623 | 628 | 1.251 | — | 48 | 159 | 82 | 241 | — | 1.492 |
| COMUNA COPIAPO | 3.202 | 8.611 | 8.933 | 16.944 | 78,0 | 777 | 2.985 | 1.862 | 4.787 | 22,0 | 21.731 |
| D. N.º 1 Caldera | 322 | 774 | 752 | 1.526 | — | 28 | 182 | 25 | 207 | — | 1.733 |
| " " 2 Totoralillo | — | — | — | — | — | 74 | 278 | 67 | 345 | — | 345 |
| COMUNA CALDERA | 322 | 774 | 752 | 1.526 | 73,0 | 102 | 460 | 92 | 552 | — | 2.078 |
| D. N.º 1 Tierra Amarilla | 206 | 521 | 565 | 1.086 | — | 320 | 948 | 582 | 1.530 | — | 2.616 |
| " " 2 Lomas Bayas | — | — | — | — | — | 33 | 105 | 64 | 169 | — | 169 |
| " " 3 Las Juntas | — | — | — | — | — | 51 | 198 | 146 | 344 | — | 344 |
| " " 4 San Antonio | — | — | — | — | — | 71 | 190 | 150 | 340 | — | 340 |
| " " 5 Los Loros | — | — | — | — | — | 74 | 205 | 227 | 432 | — | 432 |
| " " 6 Bordo | — | — | — | — | — | 103 | 300 | 289 | 589 | — | 589 |
| " " 7 Pabellón | — | — | — | — | — | 48 | 222 | 136 | 358 | — | 358 |
| COMUNA TIERRA AMARILLA | 206 | 521 | 565 | 1.086 | 22,0 | 700 | 2.168 | 1.594 | 3.762 | 78,0 | 4.848 |
| DEPARTAMENTO COPIAPO | 3.730 | 9.386 | 10.250 | 19.556 | 69,0 | 1.579 | 5.613 | 3.488 | 9.161 | 32,0 | 28.657 |
| D. N.º 1 Jotabeche | 179 | 402 | 478 | 880 | — | — | — | — | — | — | 880 |
| " " 2 La Matría | 357 | 763 | 1.023 | 1.786 | — | — | — | — | — | — | 1.786 |
| " " 3 El Centro | 168 | 401 | 485 | 886 | — | — | — | — | — | — | 886 |
| " " 4 La Recova | 301 | 692 | 907 | 1.599 | — | — | — | — | — | — | 1.599 |
| " " 5 El Matadero | 215 | 499 | 614 | 1.113 | — | — | — | — | — | — | 1.113 |
| " " 6 Población Gómez | 152 | 372 | 436 | 808 | — | 41 | 94 | 91 | 185 | — | 993 |
| " " 7 Murañón | 146 | 373 | 412 | 785 | — | — | — | — | — | — | 785 |
| " " 8 La Merced | 105 | 248 | 274 | 522 | — | — | — | — | — | — | 522 |
| " " 9 Cavancha | 13 | 60 | 33 | 93 | — | 42 | 124 | 101 | 225 | — | 318 |
| " " 10 Las Ventanas | — | — | — | — | — | 149 | 360 | 263 | 623 | — | 623 |
| " " 11 El Algarrobo | — | — | — | — | — | 31 | 113 | 87 | 200 | — | 200 |
| " " 12 Las Cuñas | — | — | — | — | — | 178 | 594 | 324 | 918 | — | 918 |
| " " 13 Imperial | — | — | — | — | — | 146 | 465 | 350 | 815 | — | 815 |
| " " 14 La Laja | — | — | — | — | — | 32 | 88 | 92 | 180 | — | 180 |
| " " 15 El Algodón | — | — | — | — | — | 12 | 39 | 30 | 69 | — | 69 |
| " " 16 Alto del Carmen | — | — | — | — | — | 96 | 234 | 217 | 451 | — | 451 |
| " " 17 La Marquesa | — | — | — | — | — | 77 | 168 | 208 | 376 | — | 376 |
| " " 18 El Tránsito | — | — | — | — | — | 231 | 673 | 582 | 1.155 | — | 1.155 |
| " " 19 Conay | — | — | — | — | — | 91 | 298 | 293 | 591 | — | 591 |
| " " 20 La Pampa | — | — | — | — | — | 87 | 246 | 240 | 486 | — | 486 |
| " " 21 El Corral | — | — | — | — | — | 62 | 225 | 187 | 412 | — | 412 |
| " " 22 La Higuera | — | — | — | — | — | 71 | 168 | 169 | 337 | — | 337 |
| " " 23 San Félix | — | — | — | — | — | 130 | 285 | 331 | 616 | — | 616 |
| " " 24 La Majada | — | — | — | — | — | 40 | 109 | 117 | 226 | — | 226 |
| " " 25 El Retamo | — | — | — | — | — | 42 | 150 | 123 | 273 | — | 273 |
| " " 26 Domeyko | 295 | 757 | 760 | 1.517 | — | 159 | 493 | 378 | 871 | — | 2.388 |
| " " 27 Vizcachitas | — | — | — | — | — | 141 | 428 | 311 | 739 | — | 739 |
| " " 28 El Zapallo | — | — | — | — | — | 67 | 224 | 178 | 402 | — | 402 |
| " " 29 Camarones | — | — | — | — | — | 77 | 224 | 190 | 414 | — | 414 |
| " " 30 La Compañía | — | — | — | — | — | 347 | 924 | 897 | 1.821 | — | 1.821 |
| COMUNA VALLENAR | 1.931 | 4.567 | 5.422 | 9.989 | 45,0 | 2.350 | 6.626 | 5.759 | 12.385 | 55,0 | 22.374 |
| DEPARTAMENTO HUASCO | 1.931 | 4.567 | 5.422 | 9.989 | 45,0 | 2.350 | 6.626 | 5.759 | 12.385 | 55,0 | 22.374 |
| D. N.º 1 Capote | — | — | — | — | — | 256 | 1.054 | 658 | 1.712 | — | 1.712 |
| " " 2 Freirina | 299 | 602 | 842 | 1.504 | — | 181 | 600 | 474 | 1074 | — | 2.578 |
| " " 3 Quebraditas | — | — | — | — | — | 77 | 286 | 239 | 525 | — | 525 |
| " " 4 Carrisalillo | — | — | — | — | — | 215 | 808 | 526 | 1.334 | — | 1.334 |
| COMUNA FREIRINA | 299 | 662 | 842 | 1.504 | 24,0 | 729 | 2.748 | 1.897 | 4.645 | 76,0 | 6.149 |
| D. N.º 1 Huasco | 311 | 793 | 744 | 1.537 | — | 141 | 365 | 409 | 774 | — | 2.311 |
| " " 2 Carrisal Bajo | — | — | — | — | — | 161 | 593 | 324 | 917 | — | 917 |
| COMUNA HUASCO | 311 | 793 | 744 | 1.537 | 48,0 | 302 | 958 | 733 | 1.691 | 42,0 | 3.228 |
| DEPARTAMENTO FREIRINA | 610 | 1.455 | 1.586 | 3.041 | 32,0 | 1.031 | 3.706 | 2.630 | 6.336 | 68,0 | 9.377 |
| PROVINCIA DE ATACAMA | 7.403 | 18.122 | 19.768 | 37.890 | 45,0 | 8.126 | 27.174 | 19.248 | 46.422 | 55,0 | 84.312 |

**POBLACION URBANA Y RURAL, CON DISTINCION DEL SEXO POR
PROVINCIAS, DEPARTAMENTOS, COMUNAS Y DISTRITOS.**

PROVINCIA DE COQUIMBO

| Provincias, Departamentos, Comunas y Distritos | POBLACION URBANA | | | | | POBLACION RURAL | | | | | Total de habitantes |
|---|------------------------|-------------------|---------------|---------------|-----------|------------------------|-------------------|--------------|---------------|-----------|---------------------------|
| | N.º de viviendas | N.º de habitantes | | | % | N.º de viviendas | N.º de habitantes | | | % | |
| | | Hombres | Mujeres | Total | | | Hombres | Mujeres | Total | | |
| D. N.º 1 El Mercado | 1 528 | 3 593 | 4 705 | 8 298 | — | — | — | — | — | — | 8 298 |
| » 2 Municipalidad | 864 | 2 060 | 2 856 | 4 916 | — | — | — | — | — | — | 4 916 |
| » 3 Intendencia | 1 170 | 2 753 | 3 673 | 6 426 | — | — | — | — | — | — | 6 426 |
| » 4 Las Vegas | 187 | 497 | 561 | 1 058 | — | 56 | 163 | 167 | 330 | — | 1 388 |
| » 5 La Pampa | 127 | 351 | 554 | 905 | — | 179 | 517 | 703 | 1 220 | — | 2 125 |
| » 6 Santa Lucía | 239 | 725 | 791 | 1 516 | — | 106 | 315 | 272 | 587 | — | 2 103 |
| » 7 Algarrobo | — | — | — | — | — | 156 | 421 | 388 | 809 | — | 809 |
| » 8 Porvenir | — | — | — | — | — | 187 | 534 | 482 | 1 016 | — | 1 016 |
| » 9 Las Rojas | — | — | — | — | — | 269 | 839 | 800 | 1 639 | — | 1 639 |
| » 10 El Romero | — | — | — | — | — | 219 | 617 | 584 | 1 201 | — | 1 201 |
| » 11 Condorcoo | — | — | — | — | — | 234 | 575 | 493 | 1 068 | — | 1 068 |
| » 12 Almirante Latorre | — | — | — | — | — | 137 | 355 | 362 | 717 | — | 717 |
| » 13 El Islón | — | — | — | — | — | 141 | 490 | 412 | 902 | — | 902 |
| » 14 La Compañía | — | — | — | — | — | 435 | 1 236 | 1 211 | 2 447 | — | 2 447 |
| Comuna La Serena | 4 115 | 9 979 | 13 140 | 23 119 | 66 | 2 119 | 6 062 | 5 874 | 11 936 | 34 | 35 055 |
| D. N.º 1 La Higuera | 99 | 191 | 242 | 433 | — | 18 | 62 | 60 | 122 | — | 555 |
| » 2 Quebrada Honda | — | — | — | — | — | 46 | 129 | 138 | 267 | — | 267 |
| » 3 El Tolo | — | — | — | — | — | 331 | 908 | 809 | 1 717 | — | 1 717 |
| » 4 Cruz Grande | — | — | — | — | — | 159 | 356 | 329 | 685 | — | 685 |
| » 5 Los Choros | — | — | — | — | — | 155 | 556 | 373 | 929 | — | 929 |
| » 6 El Trapiche | — | — | — | — | — | 38 | 104 | 78 | 182 | — | 182 |
| » 7 Incahuasi | — | — | — | — | — | 90 | 400 | 246 | 646 | — | 646 |
| » 8 Punta Colorada | — | — | — | — | — | 56 | 155 | 147 | 302 | — | 302 |
| » 9 El Torno | — | — | — | — | — | 196 | 471 | 352 | 823 | — | 823 |
| » 10 Tres Cruces | — | — | — | — | — | 153 | 475 | 375 | 850 | — | 850 |
| Comuna La Higuera | 99 | 191 | 242 | 433 | 6 | 1 242 | 3 616 | 2 907 | 6 523 | 94 | 6 956 |
| DEPARTAMENTO LA SERENA | 4 214 | 10 170 | 13 382 | 23 552 | 56 | 3 361 | 9 678 | 8 781 | 18 459 | 44 | 42 011 |
| D. N.º 1 Vicuña Norte | 230 | 583 | 796 | 1 379 | — | 82 | 214 | 229 | 443 | — | 1 822 |
| » 2 Vicuña Sur | 377 | 872 | 1 104 | 2 036 | — | 21 | 50 | 46 | 96 | — | 2 132 |
| » 3 San Isidro | — | — | — | — | — | 112 | 315 | 320 | 635 | — | 635 |
| » 4 Diaguitas | — | — | — | — | — | 135 | 394 | 350 | 744 | — | 744 |
| » 5 Peralillo | — | — | — | — | — | 202 | 594 | 541 | 1 135 | — | 1 135 |
| » 6 El Tambo | — | — | — | — | — | 203 | 636 | 658 | 1 294 | — | 1 294 |
| » 7 Algodones | — | — | — | — | — | 56 | 202 | 189 | 391 | — | 391 |
| » 8 El Arrayán | — | — | — | — | — | 74 | 237 | 216 | 453 | — | 453 |
| » 9 El Mollo | — | — | — | — | — | 71 | 165 | 182 | 347 | — | 347 |
| » 10 La Marquesa | — | — | — | — | — | 106 | 400 | 265 | 665 | — | 665 |
| » 11 Gualliguaica | — | — | — | — | — | 60 | 209 | 200 | 409 | — | 409 |
| Comuna Vicuña | 607 | 1 455 | 1 960 | 3 415 | 34 | 1 122 | 3 416 | 3 196 | 6 612 | 66 | 10 027 |
| D. N.º 1 Paihuano | 133 | 306 | 350 | 656 | — | 58 | 148 | 130 | 278 | — | 934 |
| » 2 La Quebrada | — | — | — | — | — | 96 | 257 | 204 | 461 | — | 461 |
| » 3 La Bajada | — | — | — | — | — | 55 | 164 | 142 | 306 | — | 306 |
| » 4 Rivadavia | — | — | — | — | — | 136 | 310 | 361 | 671 | — | 671 |
| » 5 Varillal | — | — | — | — | — | 97 | 273 | 242 | 515 | — | 515 |
| » 6 Guanta | — | — | — | — | — | 79 | 243 | 202 | 445 | — | 445 |
| » 7 Alcohuas | — | — | — | — | — | 155 | 516 | 427 | 943 | — | 943 |
| » 8 Pisco Elqui | — | — | — | — | — | 169 | 404 | 484 | 888 | — | 888 |
| » 9 Jarilla | — | — | — | — | — | 38 | 78 | 100 | 178 | — | 178 |
| » 10 Monte Grande | — | — | — | — | — | 114 | 347 | 298 | 645 | — | 645 |
| » 11 Quebrada de Pinto | — | — | — | — | — | 23 | 69 | 68 | 137 | — | 137 |
| Comuna Paihuano | 133 | 306 | 350 | 656 | 11 | 1 020 | 2 809 | 2 658 | 5 467 | 89 | 6 123 |
| DEPARTAMENTO ELQUI | 740 | 1 761 | 2 310 | 4 071 | 25 | 2 142 | 6 225 | 5 854 | 12 079 | 75 | 16 150 |
| D. N.º 1 Aduana | 1 036 | 2 986 | 2 993 | 5 979 | — | — | — | — | — | — | 5 979 |
| » 2 Municipalidad | 819 | 1 647 | 2 143 | 3 790 | — | — | — | — | — | — | 3 790 |
| » 3 Buen Pastor | 933 | 2 104 | 2 637 | 4 741 | — | — | — | — | — | — | 4 741 |
| » 4 Hospital | 801 | 2 006 | 2 347 | 4 353 | — | — | — | — | — | — | 4 353 |
| » 5 La Cantera | — | — | — | — | — | 175 | 532 | 504 | 1 036 | — | 1 036 |
| » 6 Pan de Azúcar | — | — | — | — | — | 150 | 426 | 386 | 812 | — | 812 |
| » 7 Cerrillos | — | — | — | — | — | 254 | 758 | 604 | 1 362 | — | 1 362 |
| » 8 Herradura | — | — | — | — | — | 99 | 255 | 274 | 529 | — | 529 |
| » 9 Guayacán | 261 | 570 | 649 | 1 219 | — | 97 | 273 | 265 | 538 | — | 1 757 |
| Comuna Coquimbo | 3 900 | 9 313 | 10 769 | 20 082 | 82 | 775 | 2 244 | 2 033 | 4 277 | 18 | 24 359 |
| D. N.º 1 Andacollo | 951 | 2 174 | 1 934 | 4 108 | — | 161 | 420 | 283 | 703 | — | 4 811 |
| » 2 Los Negritos | 605 | 1 487 | 1 189 | 2 676 | — | 385 | 1 089 | 808 | 1 957 | — | 4 633 |
| » 3 Chépiguilla | — | — | — | — | — | 142 | 375 | 301 | 676 | — | 676 |
| » 4 Churrumata | — | — | — | — | — | 297 | 775 | 628 | 1 403 | — | 1 403 |
| » 5 Las Cardas | — | — | — | — | — | 29 | 85 | 71 | 156 | — | 156 |
| » 6 Tambillos | — | — | — | — | — | 94 | 252 | 263 | 515 | — | 515 |
| » 7 El Peñón | — | — | — | — | — | 165 | 491 | 396 | 887 | — | 887 |
| Comuna Andacollo | 1 556 | 3 661 | 3 123 | 6 784 | 52 | 1 273 | 3 487 | 2 810 | 6 297 | 48 | 13 081 |
| DEPARTAMENTO COQUIMBO | 5 456 | 12 974 | 13 892 | 26 866 | 72 | 2 048 | 5 731 | 4 843 | 10 574 | 28 | 37 440 |
| D. N.º 1 Ferrocarril | 804 | 2 234 | 2 497 | 4 731 | — | — | — | — | — | — | 4 731 |
| » 2 Plaza de Armas | 1 428 | 3 370 | 4 751 | 8 121 | — | — | — | — | — | — | 8 121 |
| » 3 Mirador | 354 | 863 | 1 092 | 1 955 | — | — | — | — | — | — | 1 955 |
| » 4 La Chimba | — | — | — | — | — | 293 | 816 | 801 | 1 617 | — | 1 617 |
| » 5 Limari | — | — | — | — | — | 196 | 653 | 509 | 1 222 | — | 1 222 |
| » 6 Talhuén | — | — | — | — | — | 81 | 272 | 279 | 551 | — | 551 |
| » 7 El Ingenio | — | — | — | — | — | 17 | 69 | 58 | 127 | — | 127 |
| » 8 Lagunilla | — | — | — | — | — | 388 | 974 | 951 | 1 925 | — | 1 925 |
| » 9 Angostura | — | — | — | — | — | 111 | 306 | 281 | 587 | — | 587 |
| » 10 Higuercita | — | — | — | — | — | 30 | 80 | 93 | 173 | — | 173 |

| Provincias, Departamentos, Comunas y Distritos | POBLACIÓN URBANA | | | | | POBLACIÓN RURAL | | | | | Total de habitantes |
|---|------------------------|-------------------|---------------|---------------|-----------|------------------------|-------------------|---------------|---------------|-----------|---------------------------|
| | N.º de viviendas | N.º de habitantes | | | | N.º de viviendas | N.º de habitantes | | | | |
| | | Hombres | Mujeres | Total | % | | Hombres | Mujeres | Total | % | |
| D. N.º 11 Panucillo | — | — | — | — | — | 46 | 121 | 124 | 245 | — | 245 |
| » 12 Pejerreyes | — | — | — | — | — | 58 | 169 | 169 | 338 | — | 338 |
| » 13 Algarrobo | — | — | — | — | — | 121 | 335 | 329 | 664 | — | 664 |
| » 14 Huamalata | — | — | — | — | — | 174 | 366 | 415 | 781 | — | 781 |
| » 15 Samo Bajo | — | — | — | — | — | 146 | 338 | 382 | 720 | — | 720 |
| » 16 Sotaquí | — | — | — | — | — | 340 | 839 | 886 | 1 725 | — | 1 725 |
| » 17 La Paloma | — | — | — | — | — | 93 | 282 | 292 | 574 | — | 574 |
| » 18 Hualillinga | — | — | — | — | — | 87 | 440 | 360 | 800 | — | 800 |
| » 19 La Torre | — | — | — | — | — | 88 | 274 | 275 | 549 | — | 549 |
| » 20 Las Sossas | — | — | — | — | — | 68 | 179 | 176 | 354 | — | 354 |
| » 21 Cerrillos | — | — | — | — | — | 165 | 484 | 492 | 976 | — | 976 |
| » 22 Oruro | — | — | — | — | — | 27 | 81 | 74 | 155 | — | 155 |
| » 23 Fray Jorge | — | — | — | — | — | 128 | 416 | 422 | 833 | — | 833 |
| » 24 Pachingo | — | — | — | — | — | 116 | 405 | 394 | 799 | — | 799 |
| » 25 Tangué | — | — | — | — | — | 100 | 345 | 313 | 658 | — | 658 |
| » 26 Tongoy | — | — | — | — | — | 142 | 414 | 421 | 835 | — | 835 |
| » 27 Guanqueros | — | — | — | — | — | 23 | 85 | 70 | 155 | — | 155 |
| » 28 Camarones | — | — | — | — | — | 32 | 251 | 240 | 491 | — | 491 |
| Comuna Ovalle | 2 646 | 6 467 | 8 340 | 14 807 | 45 | 3 656 | 8 994 | 8 855 | 17 849 | 55 | 32 656 |
| D. N.º 1 Monte Patria | 86 | 226 | 269 | 495 | — | 193 | 550 | 570 | 1 120 | — | 1 615 |
| » 2 Juntas | — | — | — | — | — | 74 | 226 | 222 | 448 | — | 448 |
| » 3 Campanario | — | — | — | — | — | 52 | 216 | 222 | 438 | — | 438 |
| » 4 Cerrillos | — | — | — | — | — | 100 | 289 | 312 | 601 | — | 601 |
| » 5 Rapel | — | — | — | — | — | 233 | 640 | 687 | 1 327 | — | 1 327 |
| » 6 Las Mollacas | — | — | — | — | — | 151 | 519 | 515 | 1 034 | — | 1 034 |
| » 7 El Maquí | — | — | — | — | — | 140 | 494 | 391 | 785 | — | 785 |
| » 8 Pedregal | — | — | — | — | — | 198 | 608 | 628 | 1 236 | — | 1 236 |
| » 9 Las Ramadas | — | — | — | — | — | 134 | 458 | 456 | 923 | — | 923 |
| » 10 Tulahuén | — | — | — | — | — | 292 | 726 | 616 | 1 342 | — | 1 342 |
| » 11 Carén | — | — | — | — | — | 260 | 697 | 760 | 1 457 | — | 1 457 |
| » 12 Colliguay | — | — | — | — | — | 109 | 277 | 288 | 565 | — | 565 |
| » 13 Comita | — | — | — | — | — | 75 | 227 | 222 | 449 | — | 449 |
| » 14 Chilcote | — | — | — | — | — | 126 | 289 | 321 | 610 | — | 610 |
| » 15 Mielcito | — | — | — | — | — | 91 | 238 | 238 | 476 | — | 476 |
| » 16 Huana | — | — | — | — | — | 81 | 244 | 332 | 476 | — | 476 |
| » 17 Palqui | — | — | — | — | — | 247 | 781 | 768 | 1 549 | — | 1 549 |
| » 18 Gustulame | — | — | — | — | — | 192 | 536 | 637 | 1 173 | — | 1 173 |
| » 19 Guanillas | — | — | — | — | — | 74 | 208 | 259 | 467 | — | 467 |
| » 20 Mal Paso | — | — | — | — | — | 49 | 132 | 130 | 262 | — | 262 |
| Comuna Monte Patria | 86 | 226 | 269 | 495 | 3 | 2 876 | 8 345 | 8 781 | 17 126 | 97 | 17 621 |
| D. N.º 1 Punitaqui | 488 | 1 810 | 1 331 | 2 641 | — | 953 | 2 531 | 2 565 | 5 096 | — | 7 737 |
| » 2 Los Canelos | — | — | — | — | — | 262 | 837 | 924 | 1 761 | — | 1 761 |
| » 3 Peña Blanca | — | — | — | — | — | 197 | 678 | 625 | 1 303 | — | 1 303 |
| » 4 Los Loros | — | — | — | — | — | 40 | 163 | 139 | 302 | — | 302 |
| » 5 Socos | — | — | — | — | — | 9 | 30 | 38 | 68 | — | 68 |
| » 6 Chalíngua | — | — | — | — | — | 185 | 565 | 573 | 1 138 | — | 1 138 |
| » 7 Barrasa | — | — | — | — | — | 399 | 1 051 | 1 153 | 2 204 | — | 2 204 |
| » 8 Camarico | — | — | — | — | — | 215 | 745 | 681 | 1 426 | — | 1 426 |
| » 9 El Altar | — | — | — | — | — | 257 | 781 | 726 | 1 507 | — | 1 507 |
| » 10 San Pedro de Quiles | — | — | — | — | — | 153 | 582 | 539 | 1 121 | — | 1 121 |
| » 11 Hornillos | — | — | — | — | — | 280 | 903 | 880 | 1 783 | — | 1 783 |
| » 12 Parral | — | — | — | — | — | 93 | 447 | 360 | 807 | — | 807 |
| Comuna Punitaqui | 488 | 1 810 | 1 331 | 2 641 | 13 | 3 613 | 9 323 | 9 003 | 18 326 | 87 | 20 967 |
| D. N.º 1 El Cobre | — | — | — | — | — | 147 | 508 | 466 | 974 | — | 974 |
| » 2 Cachaco | — | — | — | — | — | 95 | 487 | 262 | 749 | — | 749 |
| » 3 Samo Alto | 58 | 149 | 178 | 327 | — | 102 | 291 | 298 | 587 | — | 914 |
| » 4 Pichasca | — | — | — | — | — | 165 | 453 | 509 | 962 | — | 962 |
| » 5 Fundina | — | — | — | — | — | 105 | 289 | 337 | 626 | — | 626 |
| » 6 Serón | — | — | — | — | — | 149 | 423 | 441 | 864 | — | 864 |
| » 7 Hurtado | — | — | — | — | — | 60 | 195 | 174 | 369 | — | 369 |
| » 8 El Chañar | — | — | — | — | — | 92 | 241 | 223 | 464 | — | 464 |
| » 9 Las Breas | — | — | — | — | — | 90 | 311 | 295 | 606 | — | 606 |
| Comuna Samo Alto | 58 | 149 | 178 | 327 | 5 | 1 005 | 3 198 | 3 003 | 6 201 | 95 | 6 528 |
| DEPARTAMENTO OVALLE | 3 278 | 8 152 | 10 118 | 18 276 | 23 | 9 944 | 29 869 | 29 642 | 59 512 | 77 | 77 772 |
| D. N.º 1 Ciudad Oriente | 129 | 314 | 384 | 698 | — | 292 | 821 | 880 | 1 681 | — | 2 379 |
| » 2 Ciudad Poniente | 241 | 600 | 814 | 1 414 | — | 40 | 142 | 129 | 271 | — | 1 685 |
| » 3 Soruco | — | — | — | — | — | 115 | 296 | 349 | 645 | — | 645 |
| » 4 Quilitapia | — | — | — | — | — | 232 | 671 | 768 | 1 439 | — | 1 439 |
| » 5 El Sauce | — | — | — | — | — | 167 | 514 | 505 | 1 019 | — | 1 019 |
| » 6 Huilmo | — | — | — | — | — | 494 | 1 636 | 1 580 | 3 216 | — | 3 196 |
| » 7 San Marcos | — | — | — | — | — | 113 | 331 | 356 | 687 | — | 687 |
| » 8 La Ligua | — | — | — | — | — | 225 | 539 | 574 | 1 112 | — | 1 112 |
| » 9 Chañaral | — | — | — | — | — | 283 | 733 | 837 | 1 570 | — | 1 570 |
| » 10 San Lorenzo | — | — | — | — | — | 139 | 424 | 462 | 886 | — | 886 |
| » 11 Cogotí | — | — | — | — | — | 352 | 1 079 | 1 091 | 2 170 | — | 2 170 |
| » 12 Chépica | — | — | — | — | — | 82 | 319 | 321 | 640 | — | 640 |
| » 13 Valle Hermoso | — | — | — | — | — | 93 | 274 | 299 | 573 | — | 573 |
| » 14 Pama | — | — | — | — | — | 217 | 616 | 710 | 1 326 | — | 1 326 |
| Comuna Combarbalá | 370 | 914 | 1 198 | 2 112 | 11 | 2 814 | 8 594 | 8 821 | 17 415 | 89 | 19 527 |
| DEPARTAMENTO COMBARBALA | 370 | 914 | 1 198 | 2 112 | 11 | 2 814 | 8 594 | 8 821 | 17 415 | 89 | 19 527 |
| D. N.º 1 Ciudad Oriente | 710 | 1 743 | 2 072 | 3 815 | — | 41 | 105 | 101 | 206 | — | 4 021 |
| » 2 Ciudad Poniente | 392 | 999 | 1 271 | 2 270 | — | 14 | 43 | 40 | 83 | — | 2 353 |
| » 3 Quilitapia | — | — | — | — | — | 41 | 133 | 151 | 284 | — | 284 |
| » 4 Quelón | — | — | — | — | — | 15 | 54 | 62 | 116 | — | 116 |
| » 5 Plan de Hornos | — | — | — | — | — | 309 | 1 348 | 1 013 | 2 361 | — | 2 361 |
| » 6 Hacienda Illapel | — | — | — | — | — | 414 | 1 488 | 1 390 | 2 888 | — | 2 888 |
| » 7 Limahuida | — | — | — | — | — | 227 | 895 | 745 | 1 640 | — | 1 640 |
| » 8 Chospa | — | — | — | — | — | 249 | 1 101 | 844 | 1 945 | — | 1 945 |
| » 9 Cua-Cua | — | — | — | — | — | 172 | 527 | 538 | 1 065 | — | 1 065 |
| Comuna Illapel | 1 102 | 2 742 | 3 343 | 6 085 | 37 | 1 482 | 5 694 | 4 874 | 10 568 | 63 | 16 653 |
| D. N.º 1 Mincha | 70 | 149 | 162 | 311 | — | 62 | 174 | 163 | 337 | — | 648 |
| » 2 Tunga Sur | — | — | — | — | — | 192 | 481 | 514 | 995 | — | 995 |
| » 3 Huentelauquén Sur | — | — | — | — | — | 62 | 271 | 253 | 524 | — | 524 |
| » 4 Huentelauquén Norte | — | — | — | — | — | 119 | 389 | 373 | 762 | — | 762 |
| » 5 Punta Quino | — | — | — | — | — | 75 | 322 | 297 | 619 | — | 619 |

| Provincias, Departamentos, Comunas y Distritos. | POBLACIÓN URBANA | | | | | POBLACIÓN RURAL | | | | | Total de habitantes |
|--|------------------------|-------------------|---------------|---------------|-----------|------------------------|-------------------|---------------|----------------|-----------|---------------------------|
| | N.º de viviendas | N.º de habitantes | | | | N.º de viviendas | N.º de habitantes | | | | |
| | | Hombres | Mujeres | Total | % | | Hombres | Mujeres | Total | % | |
| D. N.º 6 Las Palmas..... | — | — | — | — | — | 90 | 476 | 242 | 718 | — | 718 |
| > 7 Espiritu Santo..... | — | — | — | — | — | 165 | 575 | 552 | 1 127 | — | 1 127 |
| > 8 Chilical..... | — | — | — | — | — | 86 | 274 | 257 | 531 | — | 531 |
| > 9 Coliimo..... | — | — | — | — | — | 151 | 396 | 478 | 874 | — | 874 |
| > 10 Los Pozos..... | — | — | — | — | — | 92 | 256 | 254 | 510 | — | 510 |
| > 11 Caneña Alta..... | — | — | — | — | — | 192 | 503 | 564 | 1 067 | — | 1 067 |
| > 12 Caneña Baja..... | — | — | — | — | — | 194 | 505 | 524 | 1 029 | — | 1 029 |
| > 13 Agua Fría..... | — | — | — | — | — | 171 | 479 | 516 | 995 | — | 995 |
| > 14 Ateleurá..... | — | — | — | — | — | 86 | 233 | 234 | 467 | — | 467 |
| > 15 Tunga Norte..... | — | — | — | — | — | 94 | 255 | 250 | 505 | — | 505 |
| Comuna Mincha..... | 70 | 149 | 162 | 311 | 3 | 1 831 | 5 589 | 5 471 | 11 060 | 97 | 11 371 |
| D. N.º 1 Salamanca..... | 528 | 1 257 | 1 562 | 2 819 | — | — | — | — | — | — | 2 819 |
| > 2 Chakanga..... | — | — | — | — | — | 135 | 337 | 358 | 695 | — | 695 |
| > 3 El Tebud..... | — | — | — | — | — | 97 | 241 | 256 | 491 | — | 491 |
| > 4 Arboleda Grande..... | — | — | — | — | — | 176 | 423 | 512 | 935 | — | 935 |
| > 5 Cunlagua..... | — | — | — | — | — | 121 | 345 | 333 | 678 | — | 678 |
| > 6 San Agustín..... | — | — | — | — | — | 86 | 352 | 306 | 658 | — | 658 |
| > 7 Santa Rosa..... | — | — | — | — | — | 106 | 339 | 360 | 699 | — | 699 |
| > 8 Llimpo..... | — | — | — | — | — | 101 | 375 | 292 | 667 | — | 667 |
| > 9 Chellepín..... | — | — | — | — | — | 137 | 563 | 513 | 1 076 | — | 1 076 |
| > 10 Cuncumén..... | — | — | — | — | — | 103 | 479 | 415 | 894 | — | 894 |
| > 11 Tranquilla..... | — | — | — | — | — | 132 | 553 | 454 | 1 007 | — | 1 007 |
| > 12 Coirón..... | — | — | — | — | — | 55 | 314 | 268 | 582 | — | 582 |
| > 13 Quejón..... | — | — | — | — | — | 155 | 614 | 530 | 1 144 | — | 1 144 |
| > 14 El Tambo..... | — | — | — | — | — | 196 | 709 | 695 | 1 404 | — | 1 404 |
| > 15 Tahuinco..... | — | — | — | — | — | 104 | 416 | 337 | 753 | — | 753 |
| > 16 Chuchini..... | — | — | — | — | — | 143 | 530 | 483 | 1 013 | — | 1 013 |
| Comuna Salamanca..... | 528 | 1 257 | 1 562 | 2 819 | 18 | 1 847 | 6 590 | 6 106 | 12 696 | 82 | 15 515 |
| D. N.º 1 Los Vilos..... | 227 | 634 | 671 | 1 305 | — | 94 | 349 | 248 | 595 | — | 1 000 |
| > 2 Las Vacas..... | — | — | — | — | — | 147 | 573 | 540 | 1 113 | — | 1 113 |
| > 3 Calmanes..... | — | — | — | — | — | 213 | 689 | 714 | 1 403 | — | 1 403 |
| > 4 Tilama..... | — | — | — | — | — | 134 | 494 | 518 | 1 012 | — | 1 012 |
| > 5 Los Cóndores..... | — | — | — | — | — | 126 | 470 | 391 | 861 | — | 861 |
| > 6 Guangualí..... | — | — | — | — | — | 140 | 496 | 404 | 990 | — | 990 |
| > 7 Quilimarí..... | — | — | — | — | — | 299 | 1 048 | 843 | 1 891 | — | 1 891 |
| Comuna Los Vilos..... | 227 | 634 | 671 | 1 305 | 14 | 1 153 | 4 119 | 3 746 | 7 865 | 86 | 9 170 |
| DEPARTAMENTO ILLAPEL..... | 1 927 | 4 782 | 5 738 | 10 520 | 20 | 6 313 | 21 992 | 20 197 | 42 189 | 80 | 52 709 |
| PROVINCIA DE COQUIMBO..... | 15 985 | 38 753 | 46 638 | 85 391 | 35 | 26 622 | 82 086 | 78 138 | 160 218 | 65 | 245 609 |

PROVINCIA DE ACONCAGUA

| | | | | | | | | | | | |
|------------------------------------|------------|--------------|--------------|--------------|-----------|--------------|--------------|--------------|--------------|-----------|---------------|
| D. N.º 1 La Ligua Norte..... | 326 | 748 | 953 | 1 701 | — | 5 | 24 | 20 | 44 | — | 1 745 |
| > 2 La Ligua Sur..... | 271 | 671 | 806 | 1 477 | — | 6 | 19 | 13 | 32 | — | 1 509 |
| > 3 La Quebradilla..... | — | — | — | — | — | 55 | 243 | 193 | 436 | — | 436 |
| > 4 La Chumba..... | — | — | — | — | — | 108 | 276 | 306 | 582 | — | 582 |
| > 5 Placilla..... | — | — | — | — | — | 133 | 319 | 355 | 674 | — | 674 |
| > 6 Pueblo de Roco..... | — | — | — | — | — | 166 | 450 | 433 | 883 | — | 883 |
| > 7 Casas Viejas de Longotoma..... | — | — | — | — | — | 96 | 308 | 284 | 592 | — | 592 |
| > 8 Huaquén..... | — | — | — | — | — | 61 | 250 | 171 | 421 | — | 421 |
| > 9 Los Molles..... | — | — | — | — | — | 31 | 127 | 113 | 240 | — | 240 |
| > 10 Los Hornos..... | — | — | — | — | — | 64 | 292 | 260 | 552 | — | 552 |
| > 11 Trapiche..... | — | — | — | — | — | 239 | 1 042 | 821 | 1 863 | — | 1 863 |
| > 12 La Engorda..... | — | — | — | — | — | 256 | 1 037 | 966 | 2 003 | — | 2 003 |
| > 13 Pueblo de Varas..... | 257 | 613 | 616 | 1 229 | — | — | — | — | — | — | 1 229 |
| Total de la Comuna..... | 854 | 2 032 | 2 375 | 4 407 | 35 | 1 219 | 4 387 | 3 935 | 8 322 | 65 | 12 729 |
| D. N.º 1 El Pedernal..... | — | — | — | — | — | 36 | 162 | 123 | 285 | — | 285 |
| > 2 Chalaico..... | — | — | — | — | — | 82 | 276 | 255 | 531 | — | 531 |
| > 3 Sobrante..... | — | — | — | — | — | 164 | 522 | 527 | 1 049 | — | 1 049 |
| > 4 Chincolco..... | — | — | — | — | — | 294 | 711 | 809 | 1 520 | — | 1 520 |
| > 5 Petorca Oriente..... | 127 | 282 | 340 | 622 | — | 39 | 100 | 118 | 218 | — | 840 |
| > 6 Petorca Poniente..... | 106 | 198 | 278 | 476 | — | 48 | 249 | 145 | 394 | — | 870 |
| > 7 Hierro Viejo..... | — | — | — | — | — | 126 | 327 | 304 | 631 | — | 631 |
| > 8 Pedregua..... | — | — | — | — | — | 70 | 237 | 235 | 472 | — | 472 |
| > 9 Artificio..... | — | — | — | — | — | 121 | 308 | 315 | 623 | — | 623 |
| > 10 Las Palmas..... | — | — | — | — | — | 148 | 543 | 461 | 1 004 | — | 1 004 |
| Comuna Petorca..... | 233 | 480 | 618 | 1 098 | 14 | 1 128 | 3 435 | 3 292 | 6 727 | 86 | 7 825 |
| D. N.º 1 La Higuera..... | — | — | — | — | — | 171 | 594 | 520 | 1 114 | — | 1 114 |
| > 2 El Ingenio..... | — | — | — | — | — | 68 | 258 | 208 | 466 | — | 466 |
| > 3 Peña Blanca..... | — | — | — | — | — | 100 | 409 | 271 | 680 | — | 680 |
| > 4 El Quemado..... | — | — | — | — | — | 42 | 136 | 103 | 244 | — | 244 |
| > 5 Cabildo..... | 383 | 828 | 1 034 | 1 862 | — | 42 | 139 | 119 | 258 | — | 2 120 |
| > 6 El Cartucho..... | — | — | — | — | — | 61 | 203 | 168 | 371 | — | 371 |
| > 7 San Lorenzo..... | — | — | — | — | — | 90 | 297 | 244 | 541 | — | 541 |
| > 8 La Mora..... | — | — | — | — | — | 63 | 226 | 194 | 420 | — | 420 |
| > 9 Hospital..... | — | — | — | — | — | 89 | 346 | 293 | 639 | — | 639 |
| > 10 El Crucero..... | — | — | — | — | — | 58 | 209 | 181 | 390 | — | 390 |
| > 11 Casas de Alicahue..... | — | — | — | — | — | 68 | 214 | 192 | 406 | — | 406 |
| > 12 Los Perales..... | — | — | — | — | — | 52 | 182 | 192 | 374 | — | 374 |
| > 13 El Mansano..... | — | — | — | — | — | 25 | 86 | 98 | 184 | — | 184 |
| > 14 El Guayaacán..... | — | — | — | — | — | 23 | 92 | 87 | 179 | — | 179 |
| > 15 Pitipouni..... | — | — | — | — | — | 18 | 56 | 59 | 115 | — | 115 |
| Comuna Cabildo..... | 383 | 828 | 1 034 | 1 862 | 23 | 976 | 3 447 | 2 934 | 6 381 | 77 | 8 243 |
| D. N.º 1 Zapallar..... | 86 | 216 | 213 | 429 | — | 25 | 84 | 77 | 161 | — | 590 |
| > 2 Colchagua..... | — | — | — | — | — | 54 | 253 | 209 | 462 | — | 462 |
| > 3 San Alfonso..... | — | — | — | — | — | 90 | 458 | 322 | 780 | — | 780 |
| > 4 Catapilco..... | — | — | — | — | — | 181 | 636 | 502 | 1 198 | — | 1 198 |
| > 5 Blanquillo..... | — | — | — | — | — | 63 | 179 | 186 | 365 | — | 365 |
| Comuna Zapallar..... | 86 | 216 | 213 | 429 | 13 | 413 | 1 610 | 1 356 | 2 966 | 87 | 3 395 |

| Provincias, Departamentos Comunas y Distritos | POBLACIÓN URBANA | | | | | POBLACIÓN RURAL | | | | | Total de habitantes |
|--|------------------------|-------------------|---------|--------|----|------------------------|-------------------|---------|--------|-----|---------------------------|
| | N.º de viviendas | N.º de habitantes | | | | N.º de viviendas | N.º de habitantes | | | | |
| | | Hombres | Mujeres | Total | % | | Hombres | Mujeres | Total | % | |
| D. N.º 1 Papudo | 107 | 330 | 305 | 734 | — | 6 | 21 | 11 | 32 | — | 766 |
| 2 Pullaly | — | — | — | — | — | 188 | 531 | 508 | 1 039 | — | 1 039 |
| Comuna Papudo | 107 | 339 | 395 | 734 | 41 | 164 | 552 | 519 | 1 071 | 59 | 1 805 |
| DEPARTAMENTO PETORCA | 1 663 | 3 895 | 4 635 | 8 530 | 25 | 3 885 | 13 431 | 12 036 | 25 467 | 75 | 33 997 |
| D. N.º 1 El Carmen | 1 312 | 3 523 | 3 093 | 7 518 | — | 42 | 250 | 130 | 389 | — | 7 907 |
| 2 La Llacuadra | 866 | 2 025 | 2 408 | 4 523 | — | — | — | — | — | — | 4 523 |
| 3 Los Graneros | 200 | 502 | 365 | 1 127 | — | 02 | 287 | 272 | 559 | — | 1 686 |
| 4 Quilpué | — | — | — | — | — | 90 | 284 | 284 | 808 | — | 1 686 |
| 5 Almendra | 250 | 723 | 668 | 1 391 | — | 30 | 77 | 81 | 158 | — | 1 549 |
| 6 San Rafael | — | — | — | — | — | 200 | 547 | 533 | 1 080 | — | 1 080 |
| 7 Curimón | — | — | — | — | — | 277 | 743 | 778 | 1 521 | — | 1 521 |
| 8 Tierras Blancas | — | — | — | — | — | 166 | 429 | 397 | 826 | — | 826 |
| Comuna San Felipe | 2 737 | 6 835 | 7 724 | 14 559 | 74 | 797 | 2 626 | 2 475 | 5 101 | 26 | 19 660 |
| D. N.º 1 Lo Campo | — | — | — | — | — | 88 | 314 | 216 | 530 | — | 530 |
| 2 San Roque | — | — | — | — | — | 158 | 503 | 381 | 884 | — | 884 |
| 3 Panquehue | — | — | — | — | — | 260 | 829 | 640 | 1 469 | — | 1 469 |
| 4 Palomar | — | — | — | — | — | 164 | 754 | 508 | 1 322 | — | 1 322 |
| Comuna Panquehue | — | — | — | — | — | 670 | 2 400 | 1 805 | 4 205 | 100 | 4 205 |
| 1 Catemu | 56 | 187 | 193 | 380 | — | 218 | 694 | 581 | 1 275 | — | 1 655 |
| 2 Las Vacas | — | — | — | — | — | 294 | 948 | 850 | 1 798 | — | 1 798 |
| 3 Corrillos | — | — | — | — | — | 82 | 314 | 242 | 556 | — | 556 |
| 4 Nihue | — | — | — | — | — | 222 | 713 | 603 | 1 316 | — | 1 316 |
| 5 San José | — | — | — | — | — | 178 | 728 | 621 | 1 349 | — | 1 349 |
| 6 Chagres | — | — | — | — | — | 208 | 651 | 454 | 1 105 | — | 1 105 |
| Comuna Catemu | 56 | 187 | 193 | 380 | 8 | 1 202 | 4 048 | 3 351 | 7 399 | 95 | 7 779 |
| D. N.º 1 Putaendo | 561 | 1 215 | 1 451 | 2 666 | — | 69 | 332 | 301 | 633 | — | 3 299 |
| 2 Rinconada de Silva | 246 | 616 | 631 | 1 247 | — | 1 | 1 | 1 | 1 | — | 1 248 |
| 3 Las Coimas | — | — | — | — | — | 44 | 94 | 101 | 195 | — | 1 955 |
| 4 Bellavista | — | — | — | — | — | 147 | 519 | 486 | 955 | — | 955 |
| 5 Asiento de Putaendo | — | — | — | — | — | 290 | 786 | 772 | 1 558 | — | 1 558 |
| 6 Quebrada Herrera | — | — | — | — | — | 302 | 754 | 809 | 1 563 | — | 1 563 |
| 7 Vicuña | — | — | — | — | — | 287 | 872 | 829 | 1 701 | — | 1 701 |
| 8 Piguchén | — | — | — | — | — | 86 | 398 | 267 | 665 | — | 665 |
| Comuna Putaendo | 807 | 1 831 | 2 082 | 3 913 | 35 | 1 226 | 3 756 | 3 515 | 7 271 | 65 | 11 184 |
| D. N.º 1 Santa María | 286 | 687 | 714 | 1 401 | — | 28 | 92 | 83 | 175 | — | 1 576 |
| 2 Jahuel | — | — | — | — | — | 177 | 456 | 465 | 921 | — | 921 |
| 3 San José | — | — | — | — | — | 127 | 419 | 385 | 804 | — | 804 |
| 4 El Aji | — | — | — | — | — | 223 | 630 | 592 | 1 222 | — | 1 222 |
| 5 San Fernando | 227 | 666 | 591 | 1 257 | — | 59 | 156 | 140 | 296 | — | 1 553 |
| 6 El Piño | — | — | — | — | — | 66 | 223 | 178 | 401 | — | 401 |
| Comuna Santa María | 513 | 1 353 | 1 305 | 2 658 | 41 | 680 | 1 976 | 1 843 | 3 819 | 59 | 6 477 |
| DEPARTAMENTO SAN FELIPE | 4 113 | 10 206 | 11 304 | 21 510 | 44 | 4 575 | 14 806 | 12 989 | 27 795 | 36 | 49 305 |
| D. N.º 1 La Feria | 579 | 1 315 | 1 653 | 2 968 | — | — | — | — | — | — | 2 968 |
| 2 Laberinto | 211 | 695 | 574 | 1 169 | — | — | — | — | — | — | 1 169 |
| 3 Estación | 1 061 | 2 876 | 3 155 | 6 031 | — | 108 | 806 | 262 | 1 068 | — | 7 099 |
| 4 El Sauce | — | — | — | — | — | 137 | 518 | 437 | 955 | — | 955 |
| 5 Río Blanco | — | — | — | — | — | 110 | 544 | 282 | 826 | — | 826 |
| 6 Chacabuco | 769 | 1 695 | 2 145 | 3 840 | — | 104 | 538 | 563 | 1 101 | — | 4 941 |
| Diseminados | — | — | — | — | — | — | 2 | 4 | 6 | — | 6 |
| Comuna Los Andes | 2 620 | 6 451 | 7 527 | 14 008 | 78 | 549 | 2 408 | 1 548 | 3 956 | 22 | 17 964 |
| D. N.º 1 Tabalongo | 33 | 91 | 107 | 198 | — | 240 | 677 | 610 | 1 287 | — | 1 485 |
| 2 Patagual | 28 | 54 | 61 | 115 | — | 140 | 338 | 318 | 656 | — | 771 |
| 3 San Vicente | — | — | — | — | — | 133 | 489 | 480 | 1 069 | — | 1 069 |
| 4 Pocuro | 47 | 99 | 118 | 217 | — | 159 | 469 | 442 | 911 | — | 1 128 |
| 5 Guindal | 33 | 85 | 107 | 192 | — | 119 | 312 | 294 | 606 | — | 798 |
| Comuna Calle Larga | 141 | 329 | 393 | 722 | 14 | 791 | 2 385 | 2 144 | 4 529 | 86 | 5 251 |
| D. N.º 1 Caracoles | — | — | — | — | — | 185 | 618 | 432 | 950 | — | 950 |
| 2 Los Placeres | 50 | 171 | 150 | 321 | — | 35 | 107 | 95 | 202 | — | 523 |
| 3 Valle Alegre | 7 | 30 | 31 | 61 | — | 39 | 125 | 93 | 218 | — | 279 |
| 4 Casuto | 64 | 188 | 196 | 384 | — | 235 | 777 | 678 | 1 455 | — | 1 839 |
| Comuna Rinconada | 121 | 389 | 377 | 766 | 31 | 494 | 1 527 | 1 298 | 2 825 | 79 | 3 591 |
| D. N.º 1 La Ermita | — | — | — | — | — | 80 | 287 | 256 | 543 | — | 543 |
| 2 San Regis | — | — | — | — | — | 228 | 687 | 588 | 1 275 | — | 1 275 |
| 3 Lo Calvo | — | — | — | — | — | 88 | 316 | 281 | 597 | — | 597 |
| 4 Campos de Ahumada | — | — | — | — | — | 94 | 359 | 308 | 667 | — | 667 |
| 5 San Francisco | — | — | — | — | — | 73 | 272 | 232 | 504 | — | 504 |
| 6 Río Colorado | — | — | — | — | — | 160 | 932 | 382 | 1 314 | — | 1 314 |
| 7 Cariffo Botado | — | — | — | — | — | 196 | 568 | 588 | 1 156 | — | 1 156 |
| 8 La Florida | 23 | 57 | 66 | 123 | — | 131 | 335 | 348 | 683 | — | 806 |
| 9 Las Juntas | 14 | 33 | 49 | 82 | — | 182 | 522 | 475 | 997 | — | 1 079 |
| Comuna San Esteban | 37 | 98 | 115 | 205 | 3 | 1 232 | 4 278 | 3 458 | 7 736 | 97 | 7 941 |
| DEPARTAMENTO LOS ANDES | 2 919 | 7 289 | 8 412 | 15 701 | 45 | 3 066 | 10 598 | 8 448 | 19 046 | 85 | 34 747 |
| PROVINCIA ACONCAGUA | 8 695 | 21 390 | 24 351 | 45 741 | 39 | 11 526 | 38 835 | 33 473 | 72 308 | 61 | 118 049 |

PROVINCIA DE VALPARAISO

| Provincias, Departamentos, Comunas y Distritos | POBLACION URBANA | | | | | POBLACION RURAL | | | | | Total de habitantes |
|---|------------------------|-------------------|---------------|---------------|-----------|------------------------|-------------------|---------------|---------------|-----------|---------------------------|
| | N.º de viviendas | N.º de habitantes | | | % | N.º de viviendas | N.º de habitantes | | | % | |
| | | Hombres | Mujeres | Total | | | Hombres | Mujeres | Total | | |
| D. N.º 1 El Teatro..... | 589 | 1 676 | 1 690 | 3 366 | — | — | — | — | — | — | 3 366 |
| » 2 Avenida Valparaiso .. | 542 | 1 652 | 1 574 | 3 226 | — | — | — | — | — | — | 3 226 |
| » 3 Mayaca..... | 1 182 | 2 966 | 3 483 | 6 449 | — | — | — | — | — | — | 6 449 |
| » 4 Cancha Santa Ana .. | 360 | 869 | 949 | 1 818 | — | — | — | — | — | — | 1 818 |
| » 5 La Tetera..... | 444 | 1 097 | 1 276 | 2 373 | — | 74 | 195 | 220 | 415 | — | 2 788 |
| » 6 La Palma..... | — | — | — | — | — | 338 | 1 316 | 1 045 | 2 361 | — | 2 361 |
| » 7 San Pedro..... | — | — | — | — | — | 289 | 991 | 822 | 1 813 | — | 1 813 |
| » 8 La Capilla..... | — | — | — | — | — | 156 | 559 | 410 | 969 | — | 969 |
| » 9 Manzana..... | — | — | — | — | — | 37 | 138 | 139 | 277 | — | 277 |
| » 10 Kautén..... | — | — | — | — | — | 93 | 407 | 278 | 685 | — | 685 |
| » 11 Boca..... | — | — | — | — | — | 213 | 606 | 533 | 1 139 | — | 1 139 |
| Comuna Quillota | 3 117 | 8 260 | 8 972 | 17 232 | 69 | 1 200 | 4 212 | 3 447 | 7 659 | 31 | 24 891 |
| D. N.º 1 Melcsillas..... | — | — | — | — | — | 36 | 153 | 93 | 246 | — | 246 |
| » 2 Pucalán..... | — | — | — | — | — | 182 | 480 | 410 | 890 | — | 890 |
| » 3 Mauco..... | — | — | — | — | — | 58 | 242 | 179 | 421 | — | 421 |
| » 4 Dumafío..... | — | — | — | — | — | 91 | 383 | 272 | 655 | — | 655 |
| » 5 Villa Alegre..... | — | — | — | — | — | 123 | 469 | 371 | 840 | — | 840 |
| » 6 Quintero..... | 403 | 1 055 | 992 | 2 047 | — | 76 | 262 | 216 | 478 | — | 2 525 |
| » 7 Los Maitenes..... | — | — | — | — | — | 87 | 261 | 221 | 482 | — | 482 |
| » 8 Campiche..... | — | — | — | — | — | 240 | 692 | 653 | 1 345 | — | 1 345 |
| » 9 Placilla de Puchuncavi .. | — | — | — | — | — | 208 | 525 | 536 | 1 061 | — | 1 061 |
| » 10 La Laguna..... | — | — | — | — | — | 102 | 284 | 268 | 552 | — | 552 |
| » 11 La Canela..... | — | — | — | — | — | 105 | 326 | 276 | 602 | — | 602 |
| » 12 San Antonio..... | — | — | — | — | — | 100 | 316 | 261 | 577 | — | 577 |
| Comuna Quintero | 403 | 1 655 | 992 | 2 047 | 20 | 1 408 | 4 393 | 3 756 | 8 149 | 80 | 10 196 |
| D. N.º 1 Nogales..... | 465 | 1 049 | 1 196 | 2 245 | — | 52 | 207 | 144 | 351 | — | 2 596 |
| » 2 Pucalán..... | — | — | — | — | — | 128 | 494 | 380 | 874 | — | 784 |
| » 3 El Melón..... | — | — | — | — | — | 611 | 1 942 | 1 848 | 3 790 | — | 3 790 |
| » 4 El Cobre..... | — | — | — | — | — | 354 | 1 142 | 784 | 1 926 | — | 1 926 |
| » 5 La Peña..... | — | — | — | — | — | 91 | 366 | 252 | 618 | — | 618 |
| » 6 Artificio..... | 234 | 612 | 650 | 1 262 | — | 271 | 815 | 717 | 1 532 | — | 2 794 |
| Comuna Nogales | 699 | 1 661 | 1 846 | 3 507 | 28 | 1 507 | 4 966 | 4 125 | 9 091 | 72 | 12 598 |
| D. N.º 1 Conchalí..... | 99 | 298 | 292 | 590 | — | 124 | 354 | 344 | 698 | — | 1 288 |
| » 2 San Antonio..... | 196 | 470 | 521 | 991 | — | 22 | 82 | 63 | 145 | — | 1 136 |
| » 3 Coquimbito..... | 75 | 191 | 161 | 352 | — | 193 | 492 | 515 | 1 007 | — | 1 399 |
| » 4 Romeral..... | — | — | — | — | — | 155 | 675 | 476 | 1 151 | — | 1 151 |
| Comuna Hijuelas..... | 370 | 959 | 1 004 | 1 963 | 40 | 494 | 1 603 | 1 398 | 3 001 | 60 | 4 964 |
| D. N.º 1 Llay-Llay..... | 800 | 1 976 | 2 161 | 4 137 | — | 232 | 628 | 627 | 1 255 | — | 5 392 |
| » 2 Las Vegas..... | — | — | — | — | — | 206 | 755 | 631 | 1 386 | — | 1 386 |
| » 3 Las Masas..... | — | — | — | — | — | 208 | 842 | 631 | 1 473 | — | 1 473 |
| » 4 Los Loros..... | — | — | — | — | — | 140 | 588 | 406 | 994 | — | 994 |
| Comuna Llay-Llay | 800 | 1 976 | 2 161 | 4 137 | 45 | 786 | 2 813 | 2 295 | 5 108 | 55 | 9 245 |
| D. N.º 1 El Pañón..... | 806 | 1 959 | 1 896 | 3 855 | — | 385 | 1 059 | 1 103 | 2 162 | — | 6 017 |
| » 2 Las Cabritas..... | 901 | 2 261 | 2 310 | 4 571 | — | 27 | 66 | 82 | 148 | — | 4 719 |
| » 3 Pachacama..... | — | — | — | — | — | 150 | 498 | 485 | 933 | — | 933 |
| » 4 Ocoa..... | — | — | — | — | — | 273 | 888 | 746 | 1 634 | — | 1 634 |
| Comuna Calera | 1 717 | 4 220 | 4 206 | 8 426 | 63 | 835 | 2 511 | 2 366 | 4 877 | 37 | 13 303 |
| D. N.º 1 La Cruz..... | 498 | 1 150 | 1 242 | 2 398 | — | — | — | — | — | — | 2 398 |
| » 2 Lo Rojas..... | — | — | — | — | — | 20 | 88 | 71 | 159 | — | 159 |
| » 3 La Palmilla..... | — | — | — | — | — | 96 | 330 | 270 | 600 | — | 600 |
| » 4 Poochay..... | — | — | — | — | — | 243 | 774 | 609 | 1 443 | — | 1 443 |
| » 5 Charrabata..... | 291 | 674 | 746 | 1 420 | — | — | — | — | — | — | 1 420 |
| Comuna La Cruz..... | 789 | 1 830 | 1 988 | 3 818 | 63 | 359 | 1 192 | 1 010 | 2 202 | 37 | 6 020 |
| DEPARTAMENTO QUILLOTA | 7 895 | 19 961 | 21 169 | 41 130 | 51 | 6 589 | 21 690 | 18 397 | 40 087 | 49 | 81 217 |
| D. N.º 1 Población Playa Ancha..... | 1 546 | 3 916 | 4 386 | 8 302 | — | — | — | — | — | — | 8 302 |
| » 2 Playa Ancha..... | 1 775 | 5 620 | 4 997 | 10 617 | — | — | — | — | — | — | 10 617 |
| » 3 Cerro Santo Domingo..... | 4 744 | 10 442 | 11 224 | 21 666 | — | — | — | — | — | — | 21 666 |
| » 4 Puerto..... | 282 | 812 | 847 | 1 659 | — | — | — | — | — | — | 1 659 |
| » 5 Cerro de la Cordillera .. | 3 051 | 7 073 | 7 726 | 14 799 | — | — | — | — | — | — | 14 799 |
| » 6 Cerro Alegre..... | 1 881 | 4 051 | 5 305 | 9 356 | — | — | — | — | — | — | 9 356 |
| » 7 Comercio..... | 482 | 1 197 | 1 458 | 2 655 | — | — | — | — | — | — | 2 655 |
| » 8 Cerro de la Cárcel..... | 2 520 | 6 035 | 6 500 | 12 535 | — | — | — | — | — | — | 12 535 |
| » 9 Cerro Bella-Vista..... | 2 031 | 4 230 | 5 171 | 9 401 | — | — | — | — | — | — | 9 401 |
| » 10 Cerro de la Florida..... | 2 702 | 6 180 | 7 256 | 13 436 | — | — | — | — | — | — | 13 436 |
| » 11 Plaza Victoria..... | 1 363 | 2 883 | 3 853 | 6 738 | — | — | — | — | — | — | 6 738 |
| » 12 Almendral..... | 2 596 | 5 498 | 8 288 | 13 784 | — | — | — | — | — | — | 13 784 |
| » 13 Cerro de la Cruz..... | 1 426 | 3 687 | 3 670 | 7 357 | — | — | — | — | — | — | 7 357 |
| » 14 Cerro de las Cañas..... | 1 033 | 2 418 | 2 677 | 5 095 | — | 12 | 35 | 28 | 63 | — | 7 420 |
| » 15 Cerro de la Merced..... | 1 373 | 3 378 | 3 747 | 7 125 | — | — | — | — | — | — | 7 125 |
| » 16 Cerro de las Ramaditas .. | 1 904 | 4 305 | 4 700 | 9 005 | — | — | — | — | — | — | 9 005 |
| » 17 Waddington..... | 4 605 | 10 168 | 10 990 | 21 158 | — | — | — | — | — | — | 21 158 |
| » 18 Barón..... | 4 119 | 9 156 | 9 964 | 19 120 | — | — | — | — | — | — | 19 120 |
| » 19 Los Placeres..... | 2 625 | 6 644 | 7 436 | 14 080 | — | — | — | — | — | — | 14 080 |
| » 20 Las Zorras..... | 365 | 1 048 | 1 031 | 2 079 | — | — | — | — | — | — | 2 079 |

| Provincias, Departamentos, Comunas y Distritos | POBLACIÓN URBANA | | | | | POBLACIÓN RURAL | | | | | Total de habitantes |
|---|------------------------|-------------------|----------------|----------------|-----------|------------------------|-------------------|---------------|---------------|-----------|---------------------------|
| | N.º de viviendas | N.º de habitantes | | | % | N.º de viviendas | N.º de habitantes | | | % | |
| | | Hombres | Mujeres | Total | | | Hombres | Mujeres | Total | | |
| D. N.º 21 Placilla..... | — | — | — | — | — | 153 | 306 | 417 | 813 | — | 813 |
| » 22 Peñuelas..... | — | — | — | — | — | 86 | 305 | 306 | 611 | — | 611 |
| » 23 Quebrada Verde..... | — | — | — | — | — | 188 | 665 | 456 | 1 121 | — | 1 121 |
| » 24 Juan Fernández..... | — | — | — | — | — | 72 | 225 | 209 | 434 | — | 434 |
| » 25 Isla de Pascua..... | — | — | — | — | — | 82 | 274 | 289 | 563 | — | 563 |
| Bahía..... | — | — | — | — | — | — | — | — | — | — | 2 064 |
| Comuna Valparaíso..... | 42 513 | 98 739 | 111 206 | 209 945 | 97 | 593 | 1 900 | 1 705 | 3 605 | 3 | 215 614 |
| D. N.º 1 Castillo..... | 1 328 | 2 896 | 3 915 | 6 811 | — | — | — | — | — | — | 6 811 |
| » 2 Casino..... | 1 104 | 2 474 | 3 328 | 5 800 | — | — | — | — | — | — | 5 800 |
| » 3 Magalanes..... | 1 731 | 4 378 | 4 724 | 9 102 | — | — | — | — | — | — | 9 102 |
| » 4 Rebaca..... | 988 | 3 066 | 2 667 | 5 733 | — | — | — | — | — | — | 5 733 |
| » 5 Concón..... | 191 | 623 | 693 | 1 216 | — | 144 | 519 | 424 | 943 | — | 1 216 |
| » 6 Tabolango..... | — | — | — | — | — | 116 | 426 | 325 | 751 | — | 751 |
| » 7 Olivar..... | 526 | 1 594 | 1 697 | 3 291 | — | 39 | 160 | 95 | 255 | — | 3 546 |
| » 8 Yergara..... | 852 | 2 004 | 2 906 | 4 910 | — | — | — | — | — | — | 4 910 |
| » 9 Refinería..... | 1 362 | 2 913 | 3 282 | 6 195 | — | — | — | — | — | — | 6 195 |
| » 10 Chorrillos..... | 1 513 | 3 906 | 4 572 | 8 478 | — | 161 | 479 | 447 | 926 | — | 9 404 |
| » 11 Alvarez..... | 664 | 1 560 | 2 332 | 3 892 | — | — | — | — | — | — | 3 892 |
| » 12 Recreo..... | 2 212 | 5 144 | 6 660 | 11 704 | — | — | — | — | — | — | 11 704 |
| Diseminados..... | — | — | — | — | — | — | 6 | — | 6 | — | 6 |
| Comuna Viña del Mar..... | 12 474 | 30 558 | 36 574 | 67 132 | 96 | 460 | 1 590 | 1 291 | 2 881 | 4 | 70 613 |
| D. N.º 1 Hipódromo..... | 475 | 1 137 | 1 189 | 2 326 | — | 23 | 71 | 53 | 124 | — | 2 450 |
| » 2 Trinidad..... | 61 | 185 | 173 | 358 | — | 170 | 655 | 481 | 1 136 | — | 1 494 |
| » 3 Lo Chaparro..... | — | — | — | — | — | 82 | 212 | 188 | 400 | — | 400 |
| » 4 Pelumpén..... | — | — | — | — | — | 113 | 357 | 298 | 655 | — | 655 |
| » 5 La Dormida..... | — | — | — | — | — | 148 | 441 | 357 | 798 | — | 798 |
| » 6 Quebrada de Alvarado..... | — | — | — | — | — | 209 | 656 | 523 | 1 179 | — | 1 179 |
| » 7 El Granizo..... | — | — | — | — | — | 250 | 642 | 584 | 1 226 | — | 1 226 |
| » 8 Olmué..... | 218 | 525 | 563 | 1 088 | — | 131 | 351 | 337 | 688 | — | 1 776 |
| » 9 Los Maitenes..... | — | — | — | — | — | 163 | 397 | 404 | 801 | — | 801 |
| » 10 Urmeneta..... | 869 | 2 064 | 2 375 | 4 439 | — | 30 | 98 | 107 | 205 | — | 4 644 |
| » 11 Estación..... | 329 | 915 | 968 | 1 883 | — | 45 | 1 285 | — | 1 285 | — | 3 168 |
| » 12 Limachito..... | 236 | 509 | 643 | 1 152 | — | 31 | 123 | 103 | 226 | — | 1 378 |
| Comuna Limache..... | 2 188 | 5 235 | 5 911 | 11 246 | 86 | 1 395 | 5 288 | 3 435 | 8 723 | 44 | 19 969 |
| D. N.º 1 El Retiro..... | 935 | 2 297 | 2 673 | 4 970 | — | 31 | 73 | 61 | 134 | — | 5 104 |
| » 2 El Sauce..... | — | — | — | — | — | 212 | 663 | 801 | 1 264 | — | 1 264 |
| » 3 Los Perales..... | — | — | — | — | — | 99 | 461 | 271 | 732 | — | 732 |
| » 4 Colliguay..... | — | — | — | — | — | 137 | 357 | 315 | 672 | — | 672 |
| » 5 Providencia..... | — | — | — | — | — | 135 | 476 | 375 | 851 | — | 851 |
| » 6 Los Quillayes..... | — | — | — | — | — | 46 | 235 | 189 | 374 | — | 374 |
| » 7 Las Palmas..... | — | — | — | — | — | 43 | 201 | 128 | 327 | — | 327 |
| » 8 Quilpué..... | 1 043 | 2 795 | 3 213 | 6 008 | — | 9 | 36 | 24 | 60 | — | 6 068 |
| Diseminados..... | — | — | — | — | — | — | 50 | 27 | 83 | — | 83 |
| Comuna Quilpué..... | 1 978 | 5 092 | 5 886 | 10 978 | 71 | 702 | 2 558 | 1 939 | 4 497 | 29 | 15 475 |
| D. N.º 1 Casablanca..... | 388 | 981 | 1 115 | 2 096 | — | 42 | 154 | 132 | 286 | — | 2 382 |
| » 2 Tapihue..... | — | — | — | — | — | 129 | 590 | 395 | 985 | — | 985 |
| » 3 Viñilla..... | — | — | — | — | — | 64 | 303 | 236 | 539 | — | 539 |
| » 4 Los Orregos..... | — | — | — | — | — | 87 | 373 | 211 | 584 | — | 584 |
| » 5 Lagunillas..... | — | — | — | — | — | 193 | 550 | 499 | 1 049 | — | 1 049 |
| » 6 Valle Hermoso..... | — | — | — | — | — | 58 | 258 | 218 | 476 | — | 476 |
| » 7 Algarrobo..... | — | — | — | — | — | 298 | 970 | 829 | 1 799 | — | 1 799 |
| » 8 San Gerónimo..... | — | — | — | — | — | 48 | 240 | 163 | 403 | — | 403 |
| » 9 San José..... | — | — | — | — | — | 174 | 467 | 463 | 930 | — | 930 |
| » 10 Tunquén..... | — | — | — | — | — | 94 | 301 | 279 | 580 | — | 580 |
| » 11 Quintay..... | — | — | — | — | — | 72 | 241 | 182 | 423 | — | 423 |
| » 12 Pitama..... | — | — | — | — | — | 108 | 371 | 300 | 671 | — | 671 |
| » 13 Las Dichas..... | — | — | — | — | — | 106 | 314 | 286 | 600 | — | 600 |
| » 14 Orozco..... | — | — | — | — | — | 160 | 621 | 450 | 1 071 | — | 1 071 |
| » 15 Lo Ovalle..... | — | — | — | — | — | 177 | 575 | 479 | 1 054 | — | 1 054 |
| » 16 La Peña..... | — | — | — | — | — | 45 | 192 | 151 | 343 | — | 343 |
| Comuna Casablanca..... | 388 | 981 | 1 115 | 2 096 | 15 | 1 855 | 6 529 | 5 273 | 11 793 | 85 | 13 889 |
| D. N.º 1 Villa Alemana..... | 1 074 | 2 513 | 3 103 | 5 615 | — | 52 | 122 | 124 | 246 | — | 5 861 |
| » 2 Peña Blanca..... | 398 | 1 289 | 1 191 | 2 480 | — | 14 | 53 | 40 | 93 | — | 2 573 |
| » 3 Quebrada de Escobares..... | — | — | — | — | — | 85 | 245 | 147 | 392 | — | 392 |
| » 4 Moscoso..... | — | — | — | — | — | 12 | 29 | 33 | 62 | — | 62 |
| Comuna Villa Alemana..... | 1 472 | 3 801 | 4 294 | 8 095 | 91 | 163 | 449 | 344 | 793 | 9 | 8 888 |
| DEPARTAMENTO VALPARAISO..... | 61 613 | 144 596 | 164 986 | 309 492 | 90 | 5 168 | 18 305 | 13 987 | 32 292 | 10 | 343 848 |
| PROVINCIA DE VALPARAISO..... | 68 908 | 164 467 | 186 155 | 350 622 | 82 | 11 757 | 39 995 | 32 384 | 72 379 | 18 | 425 065 |

**POBLACION URBANA Y RURAL, CON DISTINCION DEL SEXO POR
PROVINCIAS, DEPARTAMENTOS, COMUNAS Y DISTRITOS.**

PROVINCIA DE SANTIAGO

| Provincias, Departamentos, Comunas y Distritos | POBLACION URBANA | | | | | POBLACION RURAL | | | | | Total de habitantes |
|---|------------------------|-------------------|----------------|----------------|------------|------------------------|-------------------|--------------|--------------|-----------|---------------------------|
| | N.º de viviendas | N.º de habitantes | | | % | N.º de viviendas | N.º de habitantes | | | % | |
| | | Hombres | Mujeres | Total | | | Hombres | Mujeres | Total | | |
| D. N.º 1 Huelén | 2.475 | 5.322 | 7.989 | 13.311 | — | — | — | — | — | — | 13.311 |
| 2 Moneda | 2.318 | 6.268 | 8.008 | 12.278 | — | — | — | — | — | — | 12.278 |
| 3 Mapocho | 3.259 | 7.184 | 7.936 | 15.120 | — | — | — | — | — | — | 15.120 |
| 4 Santa Ana | 2.468 | 5.729 | 7.870 | 13.599 | — | — | — | — | — | — | 13.599 |
| 5 Amunátegui | 1.201 | 3.026 | 5.505 | 8.531 | — | — | — | — | — | — | 8.531 |
| 6 Brasil | 1.698 | 3.838 | 6.427 | 10.266 | — | — | — | — | — | — | 10.266 |
| 7 Chacabuco | 2.998 | 7.231 | 8.034 | 15.265 | — | — | — | — | — | — | 15.265 |
| 8 Portales | 2.164 | 5.364 | 7.783 | 13.147 | — | — | — | — | — | — | 13.147 |
| 9 San Saturnino | 3.557 | 8.765 | 9.730 | 18.495 | — | — | — | — | — | — | 18.495 |
| 10 Matucana | 3.541 | 8.065 | 9.857 | 17.922 | — | — | — | — | — | — | 17.922 |
| 11 Yungay | 1.894 | 4.567 | 5.161 | 9.728 | — | — | — | — | — | — | 9.728 |
| 12 Ecuador | 1.647 | 4.873 | 4.718 | 9.591 | — | — | — | — | — | — | 9.591 |
| 13 Estación | 2.738 | 6.422 | 7.117 | 13.539 | — | — | — | — | — | — | 13.539 |
| 14 Chuchunco | 2.807 | 7.374 | 8.151 | 15.525 | — | — | — | — | — | — | 15.525 |
| 15 Gasometro | 1.375 | 3.688 | 3.868 | 7.556 | — | — | — | — | — | — | 7.556 |
| 16 Maestranza | 2.698 | 6.350 | 6.209 | 12.559 | — | — | — | — | — | — | 12.559 |
| 17 Parque Cousiño | 1.519 | 4.869 | 4.493 | 9.362 | — | — | — | — | — | — | 9.362 |
| 18 Exposición | 2.067 | 4.814 | 5.671 | 10.485 | — | — | — | — | — | — | 10.485 |
| 19 San Alfonso | 2.134 | 5.341 | 6.214 | 11.555 | — | — | — | — | — | — | 11.555 |
| 20 Avenida España | 2.357 | 5.344 | 8.149 | 13.493 | — | — | — | — | — | — | 13.493 |
| 21 Campo de Marte | 1.967 | 4.302 | 6.323 | 10.625 | — | — | — | — | — | — | 10.625 |
| 22 Ejército | 1.948 | 4.402 | 6.733 | 11.135 | — | — | — | — | — | — | 11.135 |
| 23 Universidad | 1.907 | 4.763 | 6.668 | 11.431 | — | — | — | — | — | — | 11.431 |
| 24 Almagro | 2.835 | 6.479 | 8.090 | 14.569 | — | — | — | — | — | — | 14.569 |
| 25 Aconcagua | 1.696 | 4.056 | 4.262 | 8.318 | — | — | — | — | — | — | 8.318 |
| 26 San Diego | 2.021 | 4.341 | 5.445 | 9.786 | — | — | — | — | — | — | 9.786 |
| 27 Valparaíso | 2.640 | 6.226 | 7.667 | 13.893 | — | — | — | — | — | — | 13.893 |
| 28 Victoria | 2.076 | 5.105 | 6.327 | 11.432 | — | — | — | — | — | — | 11.432 |
| 29 Franklin | 3.776 | 8.088 | 9.156 | 17.244 | — | — | — | — | — | — | 17.244 |
| 30 Matadero | 2.353 | 5.228 | 6.570 | 11.798 | — | — | — | — | — | — | 11.798 |
| 31 Santa Elena | 3.896 | 10.752 | 11.618 | 22.368 | — | — | — | — | — | — | 22.368 |
| 32 Buen Pastor | 3.977 | 9.888 | 11.633 | 21.521 | — | — | — | — | — | — | 21.521 |
| 33 Oriente | 4.145 | 9.818 | 12.055 | 21.873 | — | — | — | — | — | — | 21.873 |
| 34 Porvenir | 2.403 | 5.219 | 7.153 | 12.372 | — | — | — | — | — | — | 12.372 |
| 35 Freire | 2.434 | 5.006 | 7.176 | 12.182 | — | — | — | — | — | — | 12.182 |
| 36 San Isidro | 2.691 | 6.762 | 9.901 | 16.663 | — | — | — | — | — | — | 16.663 |
| 37 Asunción | 2.207 | 5.187 | 7.841 | 13.038 | — | — | — | — | — | — | 13.038 |
| 38 Vicuña Mackenna | 1.712 | 3.802 | 4.760 | 8.562 | — | — | — | — | — | — | 8.562 |
| 39 Quinta | 1.688 | 3.818 | 5.186 | 9.004 | — | — | — | — | — | — | 9.004 |
| 40 San Cristóbal | 1.091 | 3.040 | 3.729 | 6.769 | — | — | — | — | — | — | 6.769 |
| 41 Domínica | 1.145 | 2.544 | 3.363 | 5.907 | — | — | — | — | — | — | 5.907 |
| 42 Valdivieso | 2.729 | 7.095 | 7.883 | 14.978 | — | — | — | — | — | — | 14.978 |
| 43 Unión | 1.816 | 4.743 | 5.399 | 10.142 | — | — | — | — | — | — | 10.142 |
| 44 Hornillos | 2.112 | 5.170 | 6.237 | 11.407 | — | — | — | — | — | — | 11.407 |
| 45 Independencia | 2.324 | 5.532 | 7.134 | 12.666 | — | — | — | — | — | — | 12.666 |
| 46 Vivaceta | 3.878 | 9.398 | 10.689 | 20.088 | — | — | — | — | — | — | 20.088 |
| 47 Arenal | 2.506 | 5.777 | 6.406 | 12.183 | — | — | — | — | — | — | 12.183 |
| 48 Estampa | 1.645 | 4.110 | 5.291 | 9.401 | — | — | — | — | — | — | 9.401 |
| 49 Recoleta | 1.730 | 3.967 | 4.912 | 8.879 | — | — | — | — | — | — | 8.879 |
| 50 Santa Filomena | 2.112 | 5.023 | 6.130 | 11.153 | — | — | — | — | — | — | 11.153 |
| 51 Bella Vista | 1.365 | 2.700 | 4.134 | 6.834 | — | — | — | — | — | — | 6.834 |
| Comuna Santiago | 119.740 | 286.787 | 351.759 | 639.546 | 100 | — | — | — | — | — | 639.546 |
| D. N.º 1 Miraflores | 2.243 | 6.012 | 6.395 | 12.407 | — | — | — | — | — | — | 12.407 |
| 2 Monterrey | 1.135 | 3.193 | 3.295 | 6.493 | — | 33 | 100 | 83 | 183 | — | 6.676 |
| 3 La Palma | 649 | 1.764 | 1.880 | 3.644 | — | 215 | 620 | 580 | 1.200 | — | 4.844 |
| 4 Conchalí | — | — | — | — | — | 235 | 707 | 622 | 1.329 | — | 1.329 |
| 5 Quinta Bella | 1.899 | 5.125 | 5.278 | 10.403 | — | 18 | 43 | 35 | 78 | — | 10.481 |
| Comuna Conchalí | 5.926 | 16.099 | 16.848 | 32.947 | 92 | 501 | 1.470 | 1.320 | 2.790 | 8 | 35.737 |
| D. N.º 1 Condell | 3.966 | 10.227 | 14.241 | 24.468 | — | — | — | — | — | — | 24.468 |
| 2 Pedro de Valdivia | 1.846 | 5.640 | 7.377 | 13.017 | — | — | — | — | — | — | 13.017 |
| 3 Los Leones | 2.332 | 5.320 | 8.866 | 14.186 | — | — | — | — | — | — | 14.186 |
| Comuna Providencia | 8.144 | 21.187 | 30.484 | 51.671 | 100 | — | — | — | — | — | 51.671 |
| D. N.º 1 Irarrázabal | 2.428 | 5.315 | 7.653 | 12.968 | — | — | — | — | — | — | 12.968 |
| 2 Villaseca | 1.237 | 3.166 | 3.723 | 6.889 | — | 4 | 9 | 10 | 19 | — | 6.908 |
| 3 Lo Cerda | 2.082 | 5.235 | 6.798 | 12.033 | — | — | — | — | — | — | 12.033 |
| 4 Tobalaba | — | — | — | — | — | 169 | 746 | 508 | 1.254 | — | 1.254 |
| 5 Peñalolén | 300 | 1.221 | 1.234 | 2.455 | — | 165 | 595 | 511 | 1.106 | — | 3.561 |
| 6 Infante | 1.061 | 2.731 | 3.515 | 6.246 | — | 93 | 314 | 290 | 604 | — | 6.850 |
| 7 Valdivieso | 2.417 | 5.890 | 8.168 | 14.026 | — | — | — | — | — | — | 14.026 |
| 8 Mauc | 464 | 1.331 | 1.213 | 2.544 | — | 367 | 1.286 | 940 | 2.226 | — | 4.770 |
| Comuna Ñuñoa | 10.079 | 24.859 | 32.362 | 57.161 | 92 | 798 | 2.950 | 2.259 | 5.209 | 8 | 62.370 |
| D. N.º 1 Ochagavía | 1.459 | 3.840 | 3.842 | 7.682 | — | 112 | 368 | 346 | 714 | — | 8.396 |
| 2 Subercaseaux | 2.57 | 6.467 | 7.654 | 14.121 | — | — | — | — | — | — | 14.121 |
| 3 Lo Mina | 5.255 | 13.933 | 15.433 | 29.366 | — | 4 | 13 | 8 | 21 | — | 29.387 |
| 4 La Legua | 2.221 | 6.165 | 5.884 | 12.049 | — | 265 | 798 | 712 | 1.510 | — | 13.559 |
| Comuna San Miguel | 11.452 | 30.405 | 32.813 | 63.218 | 97 | 381 | 1.179 | 1.066 | 2.245 | 3 | 65.463 |
| D. N.º 1 Maipú | 435 | 1.129 | 1.252 | 2.381 | — | 127 | 483 | 337 | 820 | — | 3.201 |
| 2 El Bosque | — | — | — | — | — | 156 | 552 | 399 | 951 | — | 951 |
| 3 La Rinconada | — | — | — | — | — | 102 | 486 | 305 | 791 | — | 791 |
| 4 Las Lomas | — | — | — | — | — | 126 | 445 | 355 | 800 | — | 800 |
| 5 Las Rejas | — | — | — | — | — | 116 | 418 | 370 | 788 | — | 788 |
| 6 Los Cerrillos | 90 | 238 | 275 | 513 | — | 316 | 928 | 890 | 1.818 | — | 2.331 |
| 7 Vista Alegre | 627 | 1.715 | 1.711 | 3.426 | — | 111 | 329 | 286 | 615 | — | 4.041 |
| Comuna Maipú | 1.161 | 3.082 | 3.238 | 6.320 | 4 | 1.054 | 3.641 | 2.942 | 6.583 | 51 | 12.903 |

| Provincias, Departamentos, Comunas y Distritos | POBLACIÓN URBANA | | | | | POBLACIÓN RURAL | | | | | Total de habitantes |
|---|------------------------|-------------------|---------------|---------------|-----------|------------------------|-------------------|--------------|--------------|-----------|---------------------------|
| | N.º de viviendas | N.º de habitantes | | | % | N.º de viviendas | N.º de habitantes | | | % | |
| | | Hombres | Mujeres | Total | | | Hombres | Mujeres | Total | | |
| D. N.º 1 Carrascal | 1.084 | 2.585 | 2.778 | 5.363 | — | — | — | — | — | — | 5.363 |
| » 2 Buenos Aires | 2.930 | 7.648 | 8.060 | 15.708 | — | — | — | — | — | — | 15.708 |
| » 3 Villasmán | 1.936 | 4.620 | 5.089 | 9.709 | — | — | — | — | — | — | 9.709 |
| » 4 Lo Pérez | 3.435 | 8.993 | 9.492 | 18.485 | — | — | — | — | — | — | 18.485 |
| » 5 Quidora | 2.754 | 7.452 | 7.892 | 15.344 | — | — | — | — | — | — | 15.344 |
| Comuna Quinta Normal | 12.139 | 31.296 | 33.311 | 64.607 | — | — | — | — | — | — | 64.607 |
| D. N.º 1 Estación | 1.328 | 3.653 | 3.853 | 7.506 | — | 185 | 387 | 350 | 747 | — | 8.253 |
| » 2 Parafío | 809 | 2.052 | 2.014 | 4.066 | — | 71 | 202 | 188 | 390 | — | 4.456 |
| » 3 Renca | 298 | 754 | 780 | 1.534 | — | — | — | — | — | — | 1.534 |
| » 4 Lo Bosa | — | — | — | — | — | 200 | 651 | 561 | 1.212 | — | 1.212 |
| » 5 Lipanque | — | — | — | — | — | 125 | 485 | 322 | 807 | — | 807 |
| Comuna Renca | 2.435 | 6.459 | 6.647 | 13.106 | 81 | 531 | 1.725 | 1.431 | 3.156 | 19 | 16.262 |
| D. N.º 1 Campino | 99 | 301 | 353 | 654 | — | 168 | 594 | 485 | 1.079 | — | 1.733 |
| » 2 Lo Echeverría | — | — | — | — | — | 75 | 311 | 251 | 562 | — | 562 |
| » 3 San Ignacio | — | — | — | — | — | 70 | 265 | 206 | 471 | — | 471 |
| » 4 Lo Rufa | — | — | — | — | — | 76 | 211 | 201 | 412 | — | 412 |
| Comuna Quilicura | 99 | 301 | 353 | 654 | 21 | 389 | 1.381 | 1.143 | 2.524 | 79 | 3.178 |
| D. N.º 1 Til-Til | 112 | 294 | 323 | 617 | — | 286 | 800 | 707 | 1.507 | — | 2.124 |
| » 2 Polpaico | — | — | — | — | — | 221 | 961 | 538 | 1.499 | — | 1.499 |
| » 3 Montenegro | — | — | — | — | — | 78 | 230 | 226 | 456 | — | 456 |
| » 4 Rungue | — | — | — | — | — | 87 | 261 | 227 | 478 | — | 478 |
| » 5 Calán | — | — | — | — | — | 141 | 377 | 316 | 693 | — | 693 |
| Comuna Til-Til | 112 | 294 | 323 | 617 | 12 | 813 | 2.619 | 2.014 | 4.633 | 88 | 5.250 |
| D. N.º 1 Colina | 197 | 539 | 547 | 1.086 | — | 391 | 1.446 | 1.162 | 2.608 | — | 3.694 |
| » 2 Chicureo | — | — | — | — | — | 117 | 749 | 372 | 1.121 | — | 1.121 |
| » 3 Algarrobal | — | — | — | — | — | 232 | 915 | 642 | 1.557 | — | 1.557 |
| » 4 Estación | — | — | — | — | — | 114 | 449 | 403 | 852 | — | 852 |
| » 5 Peñabue | — | — | — | — | — | 93 | 441 | 344 | 785 | — | 785 |
| » 6 Chacabuco | — | — | — | — | — | 168 | 843 | 421 | 1.264 | — | 1.264 |
| Comuna Colina | 197 | 539 | 547 | 1.086 | 12 | 1.115 | 4.843 | 3.344 | 8.187 | 88 | 9.273 |
| D. N.º 1 Lampa | 219 | 498 | 572 | 1.065 | — | 225 | 413 | 330 | 743 | — | 1.808 |
| » 2 Chicauma | — | — | — | — | — | 107 | 414 | 298 | 712 | — | 712 |
| » 3 Batuco | — | — | — | — | — | 270 | 1.019 | 733 | 1.752 | — | 1.752 |
| Comuna Lampa | 219 | 493 | 572 | 1.065 | 28 | 602 | 1.846 | 1.361 | 3.207 | 78 | 4.272 |
| D. N.º 1 Barrancas | 302 | 839 | 805 | 1.644 | — | 207 | 679 | 590 | 1.269 | — | 2.913 |
| » 2 Lo Prado Arriba | 441 | 1.188 | 1.242 | 2.430 | — | 477 | 590 | 528 | 1.115 | — | 3.548 |
| » 3 Resbalón | — | — | — | — | — | 246 | 720 | 721 | 1.441 | — | 1.441 |
| » 4 Pudahuel | — | — | — | — | — | 203 | 791 | 571 | 1.362 | — | 1.362 |
| Comuna Barrancas | 743 | 2.027 | 2.047 | 4.074 | 44 | 833 | 2.780 | 2.410 | 5.190 | 56 | 9.264 |
| D. N.º 1 Lo Espejo | 294 | 777 | 862 | 1.639 | — | 18 | 55 | 59 | 114 | — | 1.753 |
| » 2 Lo Ovalle | 2.407 | 6.481 | 7.094 | 13.575 | — | 107 | 295 | 313 | 608 | — | 14.183 |
| » 3 Cisterna | 840 | 2.295 | 2.542 | 4.837 | — | 291 | 852 | 782 | 1.634 | — | 6.471 |
| Comuna Cisterna | 3.541 | 9.553 | 10.498 | 20.051 | 89 | 416 | 1.202 | 1.154 | 2.356 | 11 | 22.407 |
| D. N.º 1 La Granja | 307 | 875 | 834 | 1.709 | — | 158 | 434 | 412 | 846 | — | 2.555 |
| » 2 La Bandera | 49 | 143 | 147 | 290 | — | 122 | 456 | 352 | 808 | — | 1.098 |
| » 3 San Antonio | — | — | — | — | — | 162 | 571 | 492 | 1.063 | — | 1.063 |
| Comuna La Granja | 356 | 1.018 | 981 | 1.999 | 42 | 442 | 1.461 | 1.256 | 2.717 | 58 | 4.716 |
| D. N.º 1 Puente Alto | 1.554 | 4.350 | 4.332 | 8.682 | — | 260 | 785 | 735 | 1.520 | — | 10.202 |
| » 2 Quillayes | 543 | 1.255 | 1.707 | 2.962 | — | 535 | 1.773 | 1.769 | 3.542 | — | 6.504 |
| » 3 Bajos de Mena | — | — | — | — | — | 150 | 549 | 447 | 996 | — | 996 |
| » 4 El Peral | — | — | — | — | — | 256 | 1.440 | 867 | 2.307 | — | 2.307 |
| Comuna Puente Alto | 2.097 | 5.605 | 6.039 | 11.644 | 58 | 1.201 | 4.547 | 3.618 | 8.365 | 42 | 20.009 |
| D. N.º 1 San José de Maipo | 217 | 699 | 570 | 1.269 | — | 175 | 569 | 639 | 1.208 | — | 2.477 |
| » 2 Río Colorado | — | — | — | — | — | 145 | 532 | 399 | 931 | — | 931 |
| » 3 Gabriel (San) | — | — | — | — | — | 238 | 657 | 640 | 1.297 | — | 1.297 |
| » 4 Queltehues | — | — | — | — | — | 357 | 2.035 | 838 | 2.873 | — | 2.873 |
| » 5 El Ingenio | — | — | — | — | — | 23 | 74 | 56 | 130 | — | 130 |
| » 6 El Canelo | — | — | — | — | — | 125 | 343 | 319 | 662 | — | 662 |
| Comuna San José de Maipo | 217 | 699 | 570 | 1.269 | 15 | 1.088 | 4.210 | 2.891 | 7.101 | 85 | 8.370 |
| D. N.º 1 Peñaflo | 813 | 2.490 | 2.467 | 4.957 | — | 184 | 1.137 | 515 | 1.652 | — | 6.609 |
| » 2 Esperanza | — | — | — | — | — | 247 | 951 | 793 | 1.744 | — | 1.744 |
| » 3 Santa Cruz | — | — | — | — | — | 316 | 1.068 | 976 | 2.044 | — | 2.044 |
| » 4 Malloco | 266 | 735 | 781 | 1.516 | — | 122 | 429 | 377 | 806 | — | 2.322 |
| Comuna Peñaflo | 1.079 | 3.225 | 3.248 | 6.473 | 51 | 869 | 3.585 | 2.661 | 6.246 | 49 | 12.719 |
| D. N.º 1 Estación | 459 | 1.216 | 1.258 | 2.474 | — | 177 | 610 | 543 | 1.153 | — | 3.627 |
| » 2 Oliveto | — | — | — | — | — | 311 | 1.318 | 958 | 2.276 | — | 2.276 |
| » 3 Trebulco | 210 | 540 | 605 | 1.145 | — | 157 | 592 | 413 | 1.005 | — | 2.150 |
| » 4 Naltagua | — | — | — | — | — | 474 | 1.427 | 1.216 | 2.643 | — | 2.643 |
| » 5 Entrerrios | 266 | 745 | 741 | 1.486 | — | 230 | 894 | 674 | 1.568 | — | 3.054 |
| Comuna Talagante | 935 | 2.501 | 2.604 | 5.105 | 37 | 1.349 | 4.841 | 3.804 | 8.645 | 63 | 13.750 |

| Provincias, Departamentos, Comunas y Distritos | POBLACIÓN URBANA | | | | | POBLACIÓN RURAL | | | | | Total de habitantes |
|---|------------------------|-------------------|----------------|----------------|-----------|------------------------|-------------------|---------------|----------------|------------|---------------------------|
| | N.º de viviendas | N.º de habitantes | | | | N.º de viviendas | N.º de habitantes | | | | |
| | | Hombres | Mujeres | Total | % | | Hombres | Mujeres | Total | % | |
| D. N.º 1 Recreo | — | — | — | — | — | 215 | 892 | 730 | 1.622 | — | 1.622 |
| » » 2 Villita | 162 | 452 | 437 | 889 | — | 123 | 401 | 375 | 776 | — | 1.665 |
| » » 3 Rosario | 267 | 640 | 725 | 1.365 | — | 121 | 504 | 424 | 928 | — | 2.293 |
| Comuna Isla de Maipo | 429 | 1.092 | 1.162 | 2.254 | 40 | 459 | 1.797 | 1.529 | 3.326 | 60 | 5.580 |
| D. N.º 1 Curacaví | 281 | 810 | 776 | 1.586 | — | 148 | 487 | 378 | 865 | — | 2.451 |
| » » 2 Bustamante | — | — | — | — | — | 191 | 822 | 686 | 1.508 | — | 1.508 |
| » » 3 Lo Prado | — | — | — | — | — | 208 | 817 | 629 | 1.446 | — | 1.446 |
| » » 4 Zapata | — | — | — | — | — | 132 | 592 | 362 | 954 | — | 954 |
| » » 5 Curén | — | — | — | — | — | 83 | 298 | 225 | 523 | — | 523 |
| Comuna Curacaví | 281 | 810 | 776 | 1.586 | 23 | 762 | 3.016 | 2.280 | 5.296 | 77 | 6.882 |
| D. N.º 1 Vitacura | 60 | 199 | 162 | 361 | — | 276 | 1.023 | 743 | 1.766 | — | 2.127 |
| » » 2 Apoquindo | 965 | 2.514 | 2.848 | 5.362 | — | 549 | 2.145 | 1.602 | 3.747 | — | 9.109 |
| » » 3 Las Condes | — | — | — | — | — | 186 | 1.151 | 567 | 1.718 | — | 1.718 |
| » » 4 La Dehesa | — | — | — | — | — | 386 | 1.247 | 1.092 | 2.339 | — | 2.339 |
| Comuna Las Condes | 1.025 | 2.713 | 3.010 | 5.723 | 37 | 1.397 | 5.566 | 4.004 | 9.570 | 63 | 15.293 |
| D. N.º 1 La Florida | — | — | — | — | — | 276 | 913 | 807 | 1.720 | — | 1.720 |
| » » 2 La Florida Oriente | — | — | — | — | — | 487 | 1.539 | 1.426 | 2.965 | — | 2.965 |
| Comuna Florida | — | — | — | — | — | 763 | 2.452 | 2.233 | 4.685 | 100 | 4.685 |
| D. N.º 1 Pirque | — | — | — | — | — | 281 | 970 | 789 | 1.759 | — | 1.759 |
| » » 2 Santa Rosa | — | — | — | — | — | 413 | 1.598 | 1.252 | 2.850 | — | 2.850 |
| » » 3 El Principal | — | — | — | — | — | 256 | 1.133 | 776 | 1.909 | — | 1.909 |
| Comuna Pirque | — | — | — | — | — | 950 | 3.701 | 2.817 | 6.518 | 100 | 6.518 |
| DEPARTAMENTO SANTIAGO | 182.406 | 451.044 | 541.132 | 992.176 | 90 | 16.713 | 60.812 | 47.737 | 108.549 | 10 | 1.100.725 |
| D. N.º 1 Melipilla Poniente | 1.005 | 2.485 | 2.858 | 5.348 | — | 58 | 168 | 166 | 334 | — | 5.680 |
| » » 2 Melipilla Oriente | 696 | 1.758 | 2.212 | 3.970 | — | 81 | 201 | 229 | 430 | — | 4.400 |
| » » 3 Pomaire | — | — | — | — | — | 411 | 1.454 | 1.232 | 2.686 | — | 2.686 |
| » » 4 Mallarauco | — | — | — | — | — | 407 | 2.017 | 1.403 | 3.420 | — | 3.420 |
| » » 5 San José | — | — | — | — | — | 250 | 1.072 | 882 | 1.954 | — | 1.954 |
| » » 6 Lumbrera | — | — | — | — | — | 292 | 1.242 | 954 | 2.226 | — | 2.226 |
| » » 7 Huachún | — | — | — | — | — | 107 | 562 | 412 | 974 | — | 974 |
| » » 8 Culliprán | — | — | — | — | — | 474 | 1.883 | 1.045 | 3.528 | — | 3.528 |
| » » 9 Maitenes | — | — | — | — | — | 149 | 604 | 538 | 1.142 | — | 1.142 |
| » » 10 Guindos | — | — | — | — | — | 84 | 399 | 340 | 739 | — | 739 |
| » » 11 Cholque | — | — | — | — | — | 121 | 544 | 446 | 990 | — | 990 |
| » » 12 Chocafán | — | — | — | — | — | 369 | 1.419 | 1.213 | 2.632 | — | 2.632 |
| Comuna Melipilla | 1.701 | 4.246 | 5.070 | 9.316 | 31 | 2.803 | 11.565 | 9.490 | 21.055 | 69 | 30.371 |
| D. N.º 1 El Monte | 490 | 1.237 | 1.306 | 2.543 | — | 374 | 1.216 | 1.029 | 2.245 | — | 4.788 |
| » » 2 Chifihue | — | — | — | — | — | 307 | 1.115 | 916 | 2.031 | — | 2.031 |
| » » 3 San Antonio de Naltagua | — | — | — | — | — | 175 | 828 | 559 | 1.387 | — | 1.387 |
| Comuna El Monte | 490 | 1.237 | 1.306 | 2.543 | 31 | 856 | 3.159 | 2.504 | 5.663 | 69 | 8.296 |
| D. N.º 1 San Pedro | 80 | 250 | 220 | 476 | — | 170 | 601 | 534 | 1.135 | — | 1.611 |
| » » 2 Santa Rosa | — | — | — | — | — | 146 | 582 | 455 | 1.037 | — | 1.037 |
| » » 3 Rapel | — | — | — | — | — | 82 | 402 | 323 | 725 | — | 725 |
| » » 4 Loica | 4 | 13 | 10 | 23 | — | 411 | 1.284 | 1.231 | 2.495 | — | 2.518 |
| » » 5 Corneche | — | — | — | — | — | 110 | 478 | 427 | 905 | — | 905 |
| » » 6 Quincanque | — | — | — | — | — | 179 | 649 | 602 | 1.251 | — | 1.251 |
| Comuna San Pedro | 90 | 263 | 236 | 499 | 6 | 1.098 | 3.976 | 3.572 | 7.548 | 94 | 8.047 |
| D. N.º 1 Alhue | — | — | — | — | — | 157 | 686 | 579 | 1.265 | — | 1.265 |
| » » 2 Toro | — | — | — | — | — | 82 | 342 | 293 | 635 | — | 635 |
| » » 3 Polulo | — | — | — | — | — | 97 | 370 | 319 | 689 | — | 689 |
| » » 4 Yerbas Buenas | — | — | — | — | — | 110 | 381 | 319 | 700 | — | 700 |
| » » 5 Villa de Alhue | 145 | 315 | 384 | 699 | — | — | — | — | — | — | 699 |
| » » 6 Carén | — | — | — | — | — | 117 | 407 | 337 | 744 | — | 744 |
| » » 7 Quillanuta | — | — | — | — | — | 59 | 311 | 263 | 574 | — | 574 |
| Comuna Alhue | 145 | 315 | 384 | 699 | 13 | 622 | 2.497 | 2.110 | 4.607 | 87 | 5.306 |
| D. N.º 1 María Pinto | 45 | 152 | 128 | 280 | — | 130 | 581 | 413 | 994 | — | 1.274 |
| » » 2 Chorombo | — | — | — | — | — | 171 | 740 | 550 | 1.290 | — | 1.290 |
| » » 3 Lo Ovalle | — | — | — | — | — | 303 | 1.197 | 1.005 | 2.202 | — | 2.202 |
| Comuna María Pinto | 45 | 152 | 128 | 280 | 6 | 604 | 2.518 | 1.968 | 4.486 | 94 | 4.766 |
| DEPARTAMENTO MELIPILLA | 2.471 | 6.213 | 7.124 | 13.337 | 24 | 5.983 | 23.715 | 19.644 | 43.359 | 76 | 56.696 |
| D. N.º 1 San Antonio | 2.996 | 7.722 | 8.045 | 15.767 | — | 237 | 1.047 | 870 | 1.917 | — | 17.684 |
| » » 2 Leyda | — | — | — | — | — | 351 | 1.709 | 1.332 | 3.041 | — | 3.041 |
| » » 3 Cuncumén | — | — | — | — | — | 388 | 1.221 | 1.085 | 2.306 | — | 2.306 |
| » » 4 La Boca | — | — | — | — | — | 163 | 820 | 709 | 1.529 | — | 1.529 |
| » » 5 El Convento | — | — | — | — | — | 77 | 358 | 321 | 679 | — | 679 |
| » » 6 Yali | — | — | — | — | — | 182 | 847 | 767 | 1.614 | — | 6.114 |
| Bahía San Antonio | — | — | — | — | — | — | 410 | 51 | 461 | — | 461 |
| Comuna San Antonio | 2.996 | 7.722 | 8.045 | 15.767 | 58 | 1.451 | 6.412 | 5.135 | 11.547 | 42 | 27.314 |

| Provincias, Departamentos, Comunas y Distritos | POBLACIÓN URBANA | | | | | POBLACIÓN RURAL | | | | | Total de habitantes |
|---|-----------------------|-------------------|---------|-----------|----|------------------------|-------------------|---------|---------|-----|---------------------------|
| | N° de viviendas | N.° de habitantes | | | | N.° de viviendas | N.° de habitantes | | | | |
| | | Hombres | Mujeres | Total | % | | Hombres | Mujeres | Total | % | |
| D. N.° 1 Cartagena | 423 | 1.196 | 1.188 | 2.384 | — | 30 | 151 | 91 | 242 | — | 2.626 |
| » » 2 Las Cruces | — | — | — | — | — | 311 | 1.421 | 884 | 2.305 | — | 2.305 |
| » » 3 El Rosario | — | — | — | — | — | 94 | 843 | 291 | 634 | — | 634 |
| » » 4 Las Palmas | — | — | — | — | — | 102 | 485 | 323 | 808 | — | 808 |
| Comuna Cartagena | 423 | 1.196 | 1.188 | 2.384 | 37 | 537 | 2.400 | 1.589 | 3.989 | 63 | 6.373 |
| DEPARTAMENTO SAN ANTONIO | 3.419 | 8.919 | 9.233 | 18.151 | 54 | 1.968 | 8.812 | 6.724 | 15.536 | 46 | 23.687 |
| D. N.° 1 O'Higgins | 905 | 2.797 | 2.872 | 5.669 | — | — | — | — | — | — | 5.669 |
| » » 2 Nogales | 1.951 | 5.103 | 5.402 | 10.505 | — | 8 | 24 | 19 | 43 | — | 10.548 |
| » » 3 Cerro Negro | — | — | — | — | — | 164 | 1.008 | 468 | 1.476 | — | 1.476 |
| » » 4 Observatorio | 519 | 1.516 | 1.688 | 3.204 | — | 254 | 1.160 | 656 | 1.816 | — | 5.020 |
| » » 5 Chena | 237 | 620 | 975 | 1.295 | — | 343 | 1.103 | 883 | 1.986 | — | 3.291 |
| » » 6 Nos | — | — | — | — | — | 490 | 1.532 | 1.391 | 2.923 | — | 2.923 |
| » » 7 Herrera | — | — | — | — | — | 208 | 820 | 599 | 1.428 | — | 1.428 |
| Comuna San Bernardo | 3.615 | 10.036 | 10.637 | 20.673 | 68 | 1.467 | 5.656 | 4.616 | 9.672 | 32 | 20.345 |
| D. N.° 1 Calera de Tango | — | — | — | — | — | 271 | 1.021 | 792 | 1.813 | — | 1.813 |
| » » 2 San Agustín | — | — | — | — | — | 335 | 1.226 | 992 | 2.218 | — | 2.218 |
| » » 3 Santa Inés | — | — | — | — | — | 160 | 588 | 494 | 1.080 | — | 1.080 |
| Comuna Calera de Tango | — | — | — | — | — | 775 | 2.833 | 2.278 | 5.111 | 100 | 5.111 |
| DEPARTAMENTO SAN BERNARDO | 3.615 | 10.036 | 10.637 | 20.673 | 58 | 2.242 | 8.489 | 6.294 | 14.783 | 42 | 35.456 |
| D. N.° 1 Buín | 630 | 1.779 | 1.801 | 3.580 | — | 812 | 923 | 788 | 1.711 | — | 5.291 |
| » » 2 Santa Rita | — | — | — | — | — | 432 | 1.579 | 1.245 | 2.824 | — | 2.824 |
| » » 3 Linderos | — | — | — | — | — | 687 | 2.064 | 1.888 | 3.932 | — | 3.932 |
| » » 4 Maipo | 237 | 631 | 713 | 1.344 | — | 271 | 933 | 778 | 1.711 | — | 3.055 |
| » » 5 Valdivia de Paine | 187 | 541 | 528 | 1.069 | — | 354 | 1.424 | 1.107 | 2.531 | — | 3.600 |
| Comuna Buín | 1.054 | 2.951 | 3.042 | 5.993 | 32 | 2.036 | 6.923 | 5.786 | 12.709 | 60 | 18.742 |
| D. N.° 1 Paine | 237 | 761 | 700 | 1.461 | — | 745 | 2.789 | 2.114 | 4.903 | — | 6.364 |
| » » 2 Huelquén | — | — | — | — | — | 219 | 1.049 | 783 | 1.832 | — | 1.832 |
| » » 3 Hospital | — | — | — | — | — | 716 | 2.908 | 2.193 | 5.101 | — | 5.101 |
| » » 4 Aculeo | — | — | — | — | — | 368 | 1.768 | 1.386 | 3.154 | — | 3.154 |
| Comuna Paine | 237 | 761 | 700 | 1.461 | 9 | 2.038 | 8.514 | 6.476 | 14.990 | 91 | 16.451 |
| DEPARTAMENTO MAIPO | 1.291 | 3.712 | 3.742 | 7.454 | 21 | 4.084 | 15.437 | 12.262 | 27.699 | 79 | 35.153 |
| PROVINCIA SANTIAGO | 193.202 | 479.923 | 571.868 | 1.051.791 | 83 | 31.010 | 117.265 | 92.661 | 209.926 | 17 | 1.261.717 |

PROVINCIA DE O'HIGGINS

| | | | | | | | | | | | |
|------------------------|-------|--------|--------|--------|----|-------|--------|-------|--------|----|--------|
| D. N.° 1 Estación | 809 | 1.977 | 2.130 | 4.107 | — | — | — | — | — | — | 4.107 |
| » » 2 Cementerio | 644 | 1.798 | 1.931 | 3.729 | — | — | — | — | — | — | 3.729 |
| » » 3 Comercio | 646 | 1.457 | 1.900 | 3.357 | — | — | — | — | — | — | 3.357 |
| » » 4 Municipalidad | 667 | 1.601 | 1.933 | 3.534 | — | — | — | — | — | — | 3.534 |
| » » 5 Intendencia | 497 | 1.521 | 1.861 | 3.412 | — | — | — | — | — | — | 3.412 |
| » » 6 El Mercado | 650 | 1.478 | 2.005 | 3.483 | — | — | — | — | — | — | 3.483 |
| » » 7 Centenario | 567 | 1.628 | 1.945 | 3.573 | — | 92 | 351 | 309 | 660 | — | 4.233 |
| » » 8 San Pedro | 95 | 229 | 269 | 498 | — | 146 | 599 | 402 | 1.001 | — | 1.499 |
| » » 9 La Gamboina | — | — | — | — | — | 50 | 156 | 162 | 318 | — | 318 |
| » » 10 Los Quillos | — | — | — | — | — | 99 | 362 | 278 | 640 | — | 640 |
| » » 11 El Hospital | 294 | 860 | 984 | 1.844 | — | 54 | 207 | 203 | 410 | — | 2.254 |
| » » 12 Santa Leonor | 68 | 222 | 180 | 402 | — | 77 | 259 | 227 | 486 | — | 598 |
| » » 13 El Carmen | — | — | — | — | — | 298 | 1.082 | 784 | 1.866 | — | 1.866 |
| » » 14 Primavera | — | — | — | — | — | 110 | 469 | 344 | 813 | — | 813 |
| » » 15 Tropezón | 160 | 806 | 488 | 994 | — | — | — | — | — | — | 994 |
| » » 16 Punta de Cortés | — | — | — | — | — | 54 | 382 | 247 | 629 | — | 629 |
| » » 17 La Feria | 366 | 1.004 | 1.081 | 2.085 | — | 111 | 290 | 292 | 582 | — | 2.567 |
| Comuna Rancagua | 5.463 | 14.281 | 16.737 | 31.018 | 81 | 1.091 | 4.157 | 3.248 | 7.405 | 19 | 38.423 |
| D. N.° 1 San Joaquín | — | — | — | — | — | 96 | 340 | 274 | 614 | — | 614 |
| » » 2 Machali | — | — | — | — | — | 219 | 594 | 580 | 1.174 | — | 1.174 |
| » » 3 La Población | 435 | 917 | 1.218 | 2.135 | — | 116 | 348 | 310 | 658 | — | 2.793 |
| » » 4 Caletones | — | — | — | — | — | 485 | 1.554 | 1.038 | 2.587 | — | 2.587 |
| » » 5 El Teniente | — | — | — | — | — | 1.886 | 7.282 | 4.479 | 11.761 | — | 11.761 |
| » » 6 El Pangal | — | — | — | — | — | 148 | 661 | 396 | 1.057 | — | 1.057 |
| » » 7 Coya | — | — | — | — | — | 171 | 487 | 396 | 853 | — | 853 |
| » » 8 Los Perales | — | — | — | — | — | 332 | 802 | 840 | 1.642 | — | 1.642 |
| » » 9 Sauzal | — | — | — | — | — | 103 | 494 | 377 | 871 | — | 871 |
| Comuna Machali | 435 | 917 | 1.218 | 2.135 | 9 | 3.561 | 12.532 | 8.685 | 21.217 | 91 | 23.352 |
| D. N.° 1 Graneros | 641 | 1.775 | 1.719 | 3.494 | — | 89 | 167 | 151 | 318 | — | 3.812 |
| » » 2 La Compañía | — | — | — | — | — | 246 | 596 | 700 | 1.596 | — | 1.596 |
| » » 3 Tunca | — | — | — | — | — | 381 | 1.719 | 1.300 | 3.019 | — | 3.019 |
| » » 4 Codegua | — | — | — | — | — | 429 | 1.239 | 1.163 | 2.402 | — | 2.402 |
| » » 5 Las Higueras | — | — | — | — | — | 266 | 1.103 | 862 | 1.965 | — | 1.965 |
| Comuna Graneros | 641 | 1.775 | 1.719 | 3.494 | 27 | 1.351 | 5.124 | 4.176 | 9.300 | 73 | 12.794 |
| D. N.° 1 San Francisco | 188 | 473 | 445 | 918 | — | 96 | 334 | 317 | 651 | — | 1.569 |
| » » 2 Angostura | 210 | 565 | 587 | 1.152 | — | 274 | 1.076 | 856 | 1.932 | — | 3.084 |
| » » 3 Peuco | — | — | — | — | — | 193 | 856 | 686 | 1.542 | — | 1.542 |
| » » 4 La Punta | — | — | — | — | — | 301 | 972 | 820 | 1.792 | — | 1.792 |
| Diseminados | — | — | — | — | — | — | — | — | — | — | 8 |
| Comuna Mostazal | 398 | 1.038 | 1.032 | 2.070 | 26 | 864 | 3.246 | 2.679 | 5.925 | 74 | 7.995 |

| Provincias, Departamentos, Comunas y Distritos | POBLACIÓN URBANA | | | | | POBLACIÓN RURAL | | | | | Total de habitantes |
|---|------------------------|-------------------|---------------|---------------|-----------|------------------------|-------------------|---------------|---------------|-----------|---------------------------|
| | N.º de viviendas | N.º de habitantes | | | % | N.º de viviendas | N.º de habitantes | | | % | |
| | | Hombres | Mujeres | Total | | | Hombres | Mujeres | Total | | |
| D. N.º 1 Doñihue..... | 501 | 1.228 | 1.344 | 2.572 | — | — | — | — | — | — | 2.572 |
| » 2 El Molino..... | 245 | 658 | 680 | 1.318 | — | 13 | 37 | 32 | 69 | — | 1.387 |
| » 3 Esperanza..... | 64 | 163 | 170 | 333 | — | 189 | 458 | 476 | 934 | — | 1.267 |
| » 4 Lo Miranda..... | 184 | 445 | 464 | 909 | — | 19 | 56 | 55 | 111 | — | 1.020 |
| Comuna Doñihue..... | 994 | 2.494 | 2.638 | 5.132 | 82 | 221 | 551 | 563 | 1.114 | 18 | 6.246 |
| D. N.º 1 Coltauco..... | 180 | 471 | 463 | 934 | — | 14 | 30 | 32 | 62 | — | 996 |
| » 2 Idahue..... | 235 | 672 | 640 | 1.312 | — | 75 | 190 | 175 | 365 | — | 1.677 |
| » 3 Idahuillo..... | — | — | — | — | — | 208 | 540 | 523 | 1.063 | — | 1.063 |
| » 4 Parral..... | — | — | — | — | — | 255 | 813 | 739 | 1.552 | — | 1.552 |
| » 5 Lo de Cuevas..... | — | — | — | — | — | 206 | 720 | 667 | 1.387 | — | 1.387 |
| » 6 Mont e Grande..... | 49 | 162 | 161 | 323 | — | 123 | 359 | 338 | 697 | — | 1.020 |
| » 7 El Almendro..... | 121 | 378 | 371 | 749 | — | 76 | 181 | 196 | 377 | — | 1.126 |
| Comuna Coltauco..... | 565 | 1.683 | 1.635 | 3.318 | 38 | 955 | 2.833 | 2.670 | 5.503 | 62 | 8.821 |
| DEPARTAMENTO RANCAGUA..... | 8.496 | 22.188 | 24.979 | 47.167 | 48 | 8.043 | 28.443 | 22.021 | 50.464 | 52 | 97.631 |
| D. N.º 1 Peumo..... | 316 | 770 | 822 | 1.592 | — | — | — | — | — | — | 1.592 |
| » 2 Gulutrén..... | 350 | 911 | 1.004 | 1.915 | — | 20 | 64 | 51 | 115 | — | 2.030 |
| » 3 Codao..... | — | — | — | — | — | 358 | 1.361 | 1.133 | 2.494 | — | 2.494 |
| » 4 La Rosa..... | — | — | — | — | — | 322 | 1.419 | 1.105 | 2.584 | — | 2.584 |
| Comuna Peumo..... | 666 | 1.681 | 1.826 | 3.507 | 40 | 698 | 2.844 | 2.349 | 5.193 | 60 | 8.700 |
| D. N.º 1 Las Cabras..... | 177 | 564 | 570 | 1.134 | — | 244 | 814 | 737 | 1.551 | — | 2.685 |
| » 2 Lullauquén..... | — | — | — | — | — | 399 | 1.194 | 1.162 | 2.356 | — | 2.356 |
| » 3 El Mansano..... | — | — | — | — | — | 251 | 827 | 839 | 1.666 | — | 1.666 |
| » 4 Cocalán..... | — | — | — | — | — | 442 | 1.764 | 1.501 | 3.265 | — | 3.265 |
| Comuna Las Cabras..... | 177 | 564 | 570 | 1.134 | 11 | 1.336 | 4.599 | 4.239 | 8.838 | 89 | 9.972 |
| DEPARTAMENTO GACHAPOAL..... | 843 | 2.245 | 2.396 | 4.641 | 25 | 2.034 | 7.443 | 6.588 | 14.031 | 75 | 18.672 |
| D. N.º 1 San Vicente..... | 692 | 2.070 | 2.194 | 4.264 | — | 74 | 200 | 178 | 378 | — | 4.642 |
| » 2 Requegua..... | 272 | 666 | 639 | 1.305 | — | 50 | 152 | 144 | 296 | — | 1.601 |
| » 3 Rastrojo..... | — | — | — | — | — | 337 | 1.403 | 1.062 | 2.465 | — | 2.465 |
| » 4 Rinconada..... | — | — | — | — | — | 247 | 1.028 | 765 | 1.813 | — | 1.813 |
| » 5 Tagua-Tagua..... | — | — | — | — | — | 154 | 737 | 559 | 1.296 | — | 1.296 |
| » 6 La Laguna..... | — | — | — | — | — | 186 | 832 | 559 | 1.391 | — | 1.391 |
| » 7 Las Cruces..... | — | — | — | — | — | 272 | 757 | 724 | 1.481 | — | 1.481 |
| » 8 La Barrera..... | 107 | 302 | 323 | 625 | — | 165 | 391 | 417 | 808 | — | 1.433 |
| » 9 Pencahue..... | 136 | 378 | 397 | 765 | — | 15 | 34 | 38 | 72 | — | 337 |
| » 10 Tunca..... | — | — | — | — | — | 179 | 465 | 476 | 941 | — | 941 |
| » 11 Toquihua..... | — | — | — | — | — | 151 | 508 | 448 | 956 | — | 956 |
| » 12 Zúñiga..... | — | — | — | — | — | 309 | 906 | 895 | 1.801 | — | 1.801 |
| » 13 La Estacada..... | — | — | — | — | — | 142 | 552 | 417 | 969 | — | 969 |
| » 14 El Naranjal..... | — | — | — | — | — | 197 | 549 | 577 | 1.126 | — | 1.126 |
| Comuna San Vicente..... | 1.207 | 3.416 | 3.543 | 6.959 | 31 | 2.448 | 8.514 | 7.309 | 15.823 | 69 | 22.782 |
| D. N.º 1 Pichidegua..... | 107 | 243 | 287 | 530 | — | 315 | 839 | 795 | 1.634 | — | 2.164 |
| » 2 Aimahue Viejo..... | — | — | — | — | — | 297 | 811 | 884 | 1.695 | — | 1.695 |
| » 3 Aimahue..... | — | — | — | — | — | 300 | 1.400 | 893 | 2.293 | — | 2.293 |
| » 4 Toco..... | — | — | — | — | — | 177 | 896 | 521 | 1.217 | — | 1.217 |
| » 5 Las Pataguas..... | — | — | — | — | — | 371 | 1.255 | 1.086 | 2.341 | — | 2.341 |
| Comuna Pichidegua..... | 107 | 243 | 287 | 530 | 5 | 1.460 | 5.001 | 4.179 | 9.180 | 95 | 9.710 |
| DEPARTAMENTO SAN VICENTE..... | 1.314 | 3.659 | 3.830 | 7.489 | 23 | 3.908 | 13.515 | 11.488 | 25.003 | 77 | 32.492 |
| D. N.º 1 El Cobil..... | 248 | 655 | 725 | 1.380 | — | 226 | 727 | 694 | 1.421 | — | 2.801 |
| » 2 Chapetón..... | 316 | 916 | 1.044 | 1.960 | — | 126 | 360 | 371 | 731 | — | 2.691 |
| » 3 Malanibo..... | — | — | — | — | — | 155 | 465 | 407 | 872 | — | 872 |
| » 4 Los Césares..... | 541 | 1.560 | 1.830 | 3.390 | — | 145 | 398 | 354 | 780 | — | 4.170 |
| » 5 Popeta..... | — | — | — | — | — | 137 | 489 | 408 | 895 | — | 895 |
| » 6 Chanqueahue..... | — | — | — | — | — | 332 | 802 | 809 | 1.611 | — | 1.611 |
| » 7 Lo de Lobo..... | — | — | — | — | — | 303 | 998 | 866 | 1.864 | — | 1.864 |
| » 8 Pichiguano..... | — | — | — | — | — | 492 | 1.620 | 1.459 | 3.079 | — | 3.079 |
| » 9 Apaltas..... | — | — | — | — | — | 387 | 1.573 | 1.294 | 2.867 | — | 2.867 |
| Comuna Rengo..... | 1.105 | 3.131 | 3.599 | 6.730 | 32 | 2.303 | 7.430 | 6.690 | 14.120 | 68 | 20.850 |
| D. N.º 1 Requínoa..... | 220 | 633 | 698 | 1.331 | — | 547 | 2.088 | 1.732 | 3.820 | — | 5.151 |
| » 2 El Rincón..... | — | — | — | — | — | 182 | 588 | 515 | 1.101 | — | 1.101 |
| » 3 Los Lirios..... | — | — | — | — | — | 229 | 810 | 767 | 1.583 | — | 1.583 |
| » 4 Cauquenes..... | — | — | — | — | — | 260 | 801 | 712 | 1.513 | — | 1.513 |
| Comuna Requínoa..... | 220 | 633 | 698 | 1.331 | 14 | 1.218 | 4.291 | 3.726 | 8.017 | 86 | 9.348 |
| D. N.º 1 Gultro..... | — | — | — | — | — | 206 | 654 | 621 | 1.275 | — | 1.275 |
| » 2 Olivar Alto..... | 102 | 328 | 286 | 614 | — | 200 | 631 | 593 | 1.224 | — | 1.838 |
| » 3 Olivar Bajo..... | — | — | — | — | — | 138 | 368 | 334 | 702 | — | 702 |
| Comuna Olivar..... | 102 | 328 | 286 | 614 | 16 | 544 | 1.653 | 1.548 | 3.201 | 84 | 3.815 |

| Provincias, Departamentos, Comunas y Distritos | POBLACIÓN URBANA | | | | | POBLACIÓN RURAL | | | | | Total de habitantes |
|---|------------------------|-------------------|---------------|---------------|-----------|------------------------|-------------------|---------------|----------------|-----------|---------------------------|
| | N.º de viviendas | N.º de habitantes | | | | N.º de viviendas | N.º de habitantes | | | | |
| | | Hombres | Mujeres | Total | % | | Hombres | Mujeres | Total | % | |
| D. N.º 1 Rigolemu..... | — | — | — | — | — | 133 | 430 | 356 | 786 | — | 786 |
| » » 2 Pelequén..... | 185 | 527 | 506 | 1.033 | — | 281 | 885 | 719 | 1.604 | — | 2.637 |
| » » 3 Malloa..... | 107 | 298 | 321 | 619 | — | 110 | 452 | 322 | 774 | — | 1.393 |
| » » 4 Panquehue..... | — | — | — | — | — | 365 | 965 | 890 | 1.855 | — | 1.855 |
| » » 5 Corcolén..... | — | — | — | — | — | 155 | 410 | 406 | 816 | — | 816 |
| » » 6 Cantarrana..... | — | — | — | — | — | 88 | 243 | 216 | 459 | — | 459 |
| » » 7 Salsipuedes..... | — | — | — | — | — | 77 | 194 | 173 | 367 | — | 367 |
| Comuna Malloa..... | 292 | 825 | 827 | 1.652 | 20 | 1.209 | 3.579 | 3.082 | 6.661 | 80 | 8.313 |
| D. N.º 1 Copequén..... | — | — | — | — | — | 217 | 710 | 601 | 1.311 | — | 1.311 |
| » » 2 Coñinco..... | 232 | 642 | 648 | 1.290 | — | 17 | 44 | 38 | 82 | — | 1.372 |
| » » 3 Chillehue..... | — | — | — | — | — | 106 | 322 | 267 | 589 | — | 589 |
| » » 4 Rulo..... | — | — | — | — | — | 125 | 369 | 363 | 762 | — | 762 |
| Comuna Coñinco..... | 232 | 642 | 648 | 1.290 | 32 | 465 | 1.475 | 1.269 | 2.744 | 68 | 4.034 |
| D. N.º 1 Quinta de Tilcoco..... | 145 | 411 | 462 | 873 | — | 327 | 1.099 | 933 | 2.032 | — | 2.905 |
| » » 2 Guacarhue..... | — | — | — | — | — | 308 | 879 | 841 | 1.720 | — | 1.720 |
| » » 3 Estacada de Arriba..... | — | — | — | — | — | 76 | 262 | 255 | 517 | — | 517 |
| Comuna Tilcoco..... | 145 | 411 | 462 | 873 | 17 | 711 | 2.240 | 2.029 | 4.269 | 83 | 5.142 |
| DEPARTAMENTO GAUPLICAN..... | 2.096 | 5.970 | 6.520 | 12.490 | 24 | 6.450 | 20.668 | 18.344 | 39.012 | 76 | 51.502 |
| PROVINCIA O'HIGGINS..... | 12.749 | 34.062 | 37.725 | 71.787 | 36 | 20.435 | 70.069 | 58.441 | 128.510 | 64 | 200.297 |

PROVINCIA COLCHAGUA

| | | | | | | | | | | | |
|-------------------------------------|------------|--------------|--------------|--------------|-----------|--------------|--------------|--------------|---------------|-----------|---------------|
| D. N.º 1 Santa Cruz..... | 408 | 1.007 | 1.125 | 2.132 | — | 210 | 588 | 586 | 1.174 | — | 3.306 |
| » » 2 Barriales..... | — | — | — | — | — | 320 | 818 | 847 | 1.665 | — | 1.665 |
| » » 3 Capillanía..... | — | — | — | — | — | 317 | 875 | 852 | 1.697 | — | 1.697 |
| » » 4 Patagüilla..... | — | — | — | — | — | 160 | 621 | 466 | 1.087 | — | 1.087 |
| » » 5 Panamá..... | — | — | — | — | — | 213 | 720 | 646 | 1.366 | — | 1.366 |
| » » 6 Nerquihue..... | — | — | — | — | — | 368 | 1.225 | 1.225 | 2.450 | — | 2.450 |
| » » 7 Lolol..... | — | — | — | — | — | 392 | 1.137 | 1.194 | 2.331 | — | 2.331 |
| » » 8 Las Palmas..... | — | — | — | — | — | 198 | 810 | 682 | 1.492 | — | 1.492 |
| » » 9 Ranguil..... | — | — | — | — | — | 226 | 825 | 780 | 1.605 | — | 1.605 |
| » » 10 Yaquil..... | — | — | — | — | — | 199 | 596 | 570 | 1.166 | — | 1.166 |
| » » 11 La Isla..... | — | — | — | — | — | 293 | 715 | 789 | 1.504 | — | 1.504 |
| Comuna Santa Cruz..... | 408 | 1.007 | 1.125 | 2.132 | 11 | 2.696 | 8.930 | 8.607 | 17.537 | 89 | 19.669 |
| D. N.º 1 Palmilla..... | 150 | 424 | 377 | 801 | — | 379 | 1.171 | 1.090 | 2.261 | — | 3.062 |
| » » 2 Colchagua..... | — | — | — | — | — | 361 | 1.489 | 1.204 | 2.693 | — | 2.693 |
| » » 3 El Huique..... | — | — | — | — | — | 465 | 2.167 | 1.600 | 3.767 | — | 3.767 |
| » » 4 Apalta..... | — | — | — | — | — | 191 | 688 | 587 | 1.255 | — | 1.255 |
| Comuna Palmilla..... | 150 | 424 | 377 | 801 | 7 | 1.396 | 5.515 | 4.461 | 9.976 | 93 | 10.777 |
| D. N.º 1 Calleuque..... | — | — | — | — | — | 263 | 1.037 | 848 | 1.885 | — | 1.885 |
| » » 2 Molinero..... | — | — | — | — | — | 83 | 245 | 260 | 505 | — | 505 |
| » » 3 Población..... | — | — | — | — | — | 264 | 779 | 707 | 1.486 | — | 1.486 |
| » » 4 Los Cardos..... | — | — | — | — | — | 84 | 399 | 285 | 684 | — | 684 |
| » » 5 Ligteimo..... | 179 | 463 | 507 | 970 | — | 121 | 571 | 419 | 990 | — | 1.960 |
| Comuna Peraillo..... | 179 | 463 | 507 | 970 | 15 | 815 | 3.031 | 2.519 | 5.550 | 85 | 6.520 |
| D. N.º 1 Trinidad..... | 117 | 266 | 349 | 615 | — | 231 | 808 | 746 | 1.554 | — | 2.160 |
| » » 2 Reto..... | — | — | — | — | — | 145 | 397 | 438 | 835 | — | 835 |
| » » 3 Marchant..... | — | — | — | — | — | 98 | 384 | 335 | 719 | — | 719 |
| » » 4 Saucos..... | — | — | — | — | — | 49 | 140 | 154 | 294 | — | 294 |
| Comuna Marchigüe..... | 117 | 266 | 349 | 615 | 15 | 523 | 1.729 | 1.573 | 3.402 | 85 | 4.017 |
| D. N.º 1 Rosario..... | 81 | 211 | 204 | 415 | — | 37 | 104 | 112 | 216 | — | 631 |
| » » 2 San Vicente..... | — | — | — | — | — | 106 | 295 | 339 | 634 | — | 634 |
| » » 3 Pullín..... | — | — | — | — | — | 114 | 302 | 345 | 647 | — | 647 |
| » » 4 Cartagena..... | — | — | — | — | — | 77 | 217 | 223 | 440 | — | 440 |
| » » 5 Hidango..... | — | — | — | — | — | 19 | 69 | 68 | 127 | — | 127 |
| Comuna Rosario..... | 81 | 211 | 204 | 415 | 17 | 353 | 987 | 1.077 | 2.064 | 83 | 2.479 |
| D. N.º 1 Pichilemu..... | 184 | 420 | 474 | 894 | — | 351 | 897 | 1.013 | 1.910 | — | 2.804 |
| » » 2 San Antonio de Petrel..... | — | — | — | — | — | 133 | 425 | 398 | 813 | — | 813 |
| » » 3 Cardonal..... | — | — | — | — | — | 170 | 626 | 612 | 1.238 | — | 1.238 |
| » » 4 Las Garzas..... | — | — | — | — | — | 107 | 380 | 365 | 745 | — | 745 |
| » » 5 San Miguel de las Palmas..... | — | — | — | — | — | 35 | 148 | 145 | 293 | — | 293 |
| » » 6 Rodeillo..... | — | — | — | — | — | 121 | 322 | 355 | 677 | — | 677 |
| Comuna Pichilemu..... | 184 | 420 | 474 | 894 | 14 | 917 | 2.798 | 2.878 | 5.676 | 86 | 6.570 |

| Provincias, Departamentos, Comunas y Distritos | POBLACIÓN URBANA | | | | | POBLACIÓN RURAL | | | | | Total de habitantes |
|---|------------------------|-------------------|---------------|---------------|-----------|------------------------|-------------------|---------------|----------------|-----------|---------------------------|
| | N.º de viviendas | N.º de habitantes | | | % | N.º de viviendas | N.º de habitantes | | | % | |
| | | Hombres | Mujeres | Total | | | Hombres | Mujeres | Total | | |
| D. N.º 1 Pumasque | 84 | 131 | 106 | 327 | — | 223 | 756 | 665 | 1.421 | — | 1.748 |
| » 2 Las Mjnas | — | — | — | — | — | 182 | 546 | 514 | 1.060 | — | 1.060 |
| » 3 Nilabue | — | — | — | — | — | 119 | 490 | 419 | 909 | — | 909 |
| Comuna Pumasque | 64 | 131 | 196 | 327 | 9 | 504 | 1.792 | 1.598 | 3.390 | 91 | 3.717 |
| D. N.º 1 Chépica | 310 | 794 | 916 | 1.710 | — | 223 | 802 | 711 | 1.513 | — | 3.223 |
| » 2 Paredones de Auquenco | — | — | — | — | — | 523 | 1.388 | 1.367 | 2.755 | — | 2.755 |
| » 3 Almendras | — | — | — | — | — | 516 | 1.737 | 1.667 | 3.404 | — | 3.404 |
| Comuna Chépica | 310 | 794 | 916 | 1.710 | 18 | 1.262 | 3.927 | 3.745 | 7.672 | 82 | 9.382 |
| D. N.º 1 Paredones | 62 | 144 | 185 | 329 | — | 140 | 410 | 415 | 825 | — | 1.154 |
| » 2 Bucalemu | — | — | — | — | — | 177 | 460 | 563 | 1.025 | — | 1.025 |
| » 3 Cabeceiras | — | — | — | — | — | 201 | 668 | 718 | 1.386 | — | 1.386 |
| » 4 Quillay | — | — | — | — | — | 211 | 670 | 767 | 1.437 | — | 1.437 |
| » 5 Quenerfa | — | — | — | — | — | 46 | 180 | 177 | 357 | — | 357 |
| » 6 San Pedro de Alcántara | — | — | — | — | — | 164 | 476 | 524 | 1.000 | — | 1.000 |
| Comuna Paredones | 62 | 144 | 185 | 329 | 5 | 939 | 2.864 | 3.166 | 6.030 | 95 | 6.359 |
| D. N.º 1 Estrella | 43 | 98 | 127 | 225 | — | 234 | 710 | 730 | 1.440 | — | 1.665 |
| » 2 San Rafael | — | — | — | — | — | 135 | 512 | 475 | 987 | — | 987 |
| » 3 San Miguel de Los Llanos | — | — | — | — | — | 143 | 488 | 476 | 964 | — | 964 |
| Comuna La Estrella | 43 | 98 | 127 | 225 | 6 | 512 | 1.710 | 1.681 | 3.391 | 94 | 3.616 |
| D. N.º 1 Rapel | — | — | — | — | — | 215 | 622 | 635 | 1.257 | — | 1.257 |
| » 2 Licancabuco | — | — | — | — | — | 226 | 649 | 666 | 1.315 | — | 1.315 |
| » 3 Navidad | 112 | 286 | 295 | 581 | — | 181 | 461 | 496 | 957 | — | 1.538 |
| » 4 Pupuya | — | — | — | — | — | 233 | 632 | 639 | 1.271 | — | 1.271 |
| » 5 Tumán | — | — | — | — | — | 211 | 711 | 696 | 1.407 | — | 1.407 |
| Comuna Navidad | 112 | 286 | 295 | 581 | 9 | 1.066 | 3.075 | 3.132 | 6.207 | 91 | 6.788 |
| DEPARTAMENTO SANTA CRUZ | 1.710 | 4.244 | 4.755 | 8.999 | 11 | 11.183 | 36.358 | 34.537 | 70.895 | 89 | 79.894 |
| D. N.º 1 Ninencolautu | 578 | 1.768 | 2.010 | 3.778 | — | 45 | 126 | 142 | 288 | — | 4.046 |
| » 2 Angostura | — | — | — | — | — | 327 | 1.106 | 884 | 1.990 | — | 1.990 |
| » 3 Roma | — | — | — | — | — | 148 | 598 | 447 | 1.045 | — | 1.045 |
| » 4 El Naranjal | — | — | — | — | — | 459 | 1.199 | 1.039 | 2.238 | — | 2.238 |
| » 5 Podchue | — | — | — | — | — | 36 | 141 | 121 | 262 | — | 262 |
| » 6 Talcarahue | — | — | — | — | — | 127 | 400 | 318 | 718 | — | 718 |
| » 7 Antivero | — | — | — | — | — | 42 | 155 | 138 | 293 | — | 293 |
| » 8 Agua Buena | — | — | — | — | — | 232 | 649 | 612 | 1.261 | — | 1.261 |
| » 9 Isla de Briones | — | — | — | — | — | 219 | 938 | 528 | 1.466 | — | 1.466 |
| » 10 La Orilla | — | — | — | — | — | 307 | 988 | 862 | 1.850 | — | 1.850 |
| » 11 Tinguiririca | — | — | — | — | — | 116 | 409 | 335 | 744 | — | 744 |
| » 12 El Órgano | — | — | — | — | — | 176 | 545 | 531 | 1.076 | — | 1.076 |
| » 13 Los Rulos | 408 | 1.046 | 1.262 | 2.308 | — | 105 | 330 | 300 | 630 | — | 2.938 |
| » 14 Estación | 860 | 2.363 | 2.678 | 5.041 | — | 90 | 245 | 218 | 463 | — | 5.504 |
| » 15 El Matadero | 569 | 1.429 | 1.863 | 3.292 | — | — | — | — | — | — | 3.292 |
| Comuna San Fernando | 2.422 | 6.606 | 7.813 | 14.419 | 50 | 2.429 | 7.829 | 6.475 | 14.304 | 50 | 28.723 |
| D. N.º 1 Chimbarongo | 319 | 794 | 888 | 1.682 | — | 44 | 111 | 109 | 220 | — | 1.902 |
| » 2 Cuesta de González | 236 | 617 | 624 | 1.241 | — | 10 | 30 | 28 | 58 | — | 1.299 |
| » 3 Carrizal | 11 | 67 | 51 | 118 | — | 248 | 863 | 721 | 1.584 | — | 1.702 |
| » 4 Pidihuinco | — | — | — | — | — | 573 | 1.846 | 1.583 | 3.429 | — | 3.429 |
| » 5 Peor es Nada | — | — | — | — | — | 270 | 1.077 | 928 | 2.005 | — | 2.005 |
| » 6 La Merced | 182 | 524 | 543 | 1.067 | — | 213 | 670 | 553 | 1.223 | — | 2.290 |
| » 7 San José de Toro | — | — | — | — | — | 318 | 1.050 | 959 | 2.009 | — | 2.009 |
| Comuna Chimbarongo | 748 | 2.002 | 2.106 | 4.108 | 28 | 1.676 | 5.647 | 4.881 | 10.528 | 72 | 11.636 |
| D. N.º 1 Nancagua | 258 | 709 | 755 | 1.464 | — | 258 | 672 | 670 | 1.342 | — | 2.806 |
| » 2 Yáquil | — | — | — | — | — | 107 | 289 | 263 | 552 | — | 552 |
| » 3 Chacarilla | — | — | — | — | — | 154 | 397 | 395 | 792 | — | 792 |
| » 4 Puquillay | — | — | — | — | — | 350 | 1.058 | 1.033 | 2.091 | — | 2.091 |
| » 5 El Guindo | — | — | — | — | — | 132 | 358 | 310 | 668 | — | 668 |
| » 6 Cunaco | — | — | — | — | — | 309 | 1.202 | 1.103 | 2.305 | — | 2.305 |
| Comuna Nancagua | 258 | 709 | 755 | 1.464 | 16 | 1.310 | 3.976 | 3.774 | 7.750 | 84 | 9.214 |
| D. N.º 1 Placilla | 166 | 414 | 478 | 892 | — | 324 | 1.033 | 978 | 2.011 | — | 2.903 |
| » 2 El Calabozo | — | — | — | — | — | 128 | 383 | 319 | 702 | — | 702 |
| » 3 Manantiales | — | — | — | — | — | 199 | 603 | 556 | 1.159 | — | 1.159 |
| » 4 La Dehesa | — | — | — | — | — | 148 | 392 | 413 | 805 | — | 805 |
| Comuna Placilla | 166 | 414 | 478 | 892 | 16 | 799 | 2.411 | 2.266 | 4.677 | 84 | 5.569 |
| DEPARTAMENTO SAN FERNANDO | 3.594 | 9.731 | 11.152 | 20.883 | 36 | 6.214 | 19.863 | 17.396 | 37.259 | 64 | 58.142 |
| PROVINCIA COLCHAGUA | 5.304 | 13.975 | 15.907 | 29.882 | 22 | 17.397 | 56.221 | 51.933 | 108.154 | 78 | 138.036 |

PROVINCIA DE CURICO

| Provincias, Departamentos, Comunas y Distritos | POBLACIÓN URBANA | | | | | POBLACIÓN RURAL | | | | | Total de habitantes |
|---|------------------------|-------------------|---------|--------|----|------------------------|-------------------|---------|--------|----|---------------------------|
| | N.º de viviendas | N.º de habitantes | | | % | N.º de viviendas | N.º de habitantes | | | % | |
| | | Hombres | Mujeres | Total | | | Hombres | Mujeres | Total | | |
| D. N.º 1 San Francisco | 501 | 1 272 | 1 553 | 2 827 | | | | | | | 2 827 |
| 2 Cerro Condell | 101 | 349 | 340 | 689 | | 114 | 282 | 293 | 575 | | 1 264 |
| 3 La Cárcel | 194 | 619 | 524 | 1 143 | | 3 | 0 | 13 | 19 | | 1 162 |
| 4 El Parque | 450 | 987 | 1 305 | 2 382 | | | | | | | 2 382 |
| 5 Mataadero | 728 | 1 904 | 2 202 | 4 166 | | | | | | | 4 166 |
| 6 Estación | 741 | 1 728 | 2 342 | 4 070 | | | | | | | 4 070 |
| 7 La Plaza | 331 | 795 | 1 229 | 2 024 | | | | | | | 2 024 |
| 8 El Hospicio | 226 | 743 | 893 | 1 636 | | | | | | | 1 636 |
| 9 Convento Viejo | 365 | 912 | 970 | 1 891 | | 218 | 589 | 555 | 1 144 | | 3 035 |
| 10 Tutuquén | | | | | | 231 | 680 | 704 | 1 384 | | 1 384 |
| 11 El Maitenal | | | | | | 125 | 427 | 418 | 845 | | 845 |
| 12 El Guindo | | | | | | 230 | 816 | 715 | 1 531 | | 1 531 |
| 13 El Boido | | | | | | 290 | 887 | 837 | 1 724 | | 2 049 |
| 14 Zapallar | 55 | 153 | 172 | 325 | | 241 | 895 | 706 | 1 601 | | 1 601 |
| 15 Choquenlemo | | | | | | 85 | 283 | 223 | 506 | | 506 |
| 16 Upeo | | | | | | 163 | 468 | 424 | 892 | | 892 |
| 17 Potrero Grande | | | | | | 93 | 241 | 332 | 673 | | 673 |
| 18 Cordillerilla | | | | | | 174 | 544 | 423 | 967 | | 967 |
| 19 La Obra | | | | | | 332 | 1 192 | 869 | 2 061 | | 2 061 |
| Diseminados | | | | | | | 162 | 33 | 195 | | 195 |
| Comuna Curicó | 3 692 | 9 462 | 11 691 | 21 153 | 69 | 2 299 | 7 572 | 6 545 | 14 117 | 49 | 25 270 |
| D. N.º 1 Romeral | 134 | 303 | 313 | 616 | | 461 | 1 444 | 1 211 | 2 655 | | 3 271 |
| 2 Rauquén | | | | | | 216 | 677 | 584 | 1 261 | | 1 261 |
| 3 Quilvo | | | | | | 80 | 290 | 241 | 531 | | 531 |
| 4 Guaiico | | | | | | 298 | 1 181 | 915 | 2 096 | | 2 096 |
| 5 Calabozo | | | | | | 94 | 404 | 322 | 726 | | 726 |
| 6 Los Quenes | | | | | | 45 | 155 | 169 | 324 | | 324 |
| 7 La Huerta | | | | | | 55 | 228 | 180 | 408 | | 408 |
| Comuna Romeral | 134 | 303 | 313 | 616 | 7 | 1 249 | 4 379 | 3 522 | 7 901 | 92 | 8 517 |
| D. N.º 1 Teno | 288 | 638 | 819 | 1 457 | | 280 | 793 | 745 | 1 538 | | 2 995 |
| 2 Punta del Monte | | | | | | 117 | 397 | 322 | 719 | | 719 |
| 3 Comalle | | | | | | 310 | 988 | 935 | 1 923 | | 1 923 |
| 4 Morra | | | | | | 453 | 1 778 | 1 434 | 3 212 | | 3 212 |
| 5 Huemul | | | | | | 103 | 474 | 350 | 824 | | 824 |
| 6 La Puerta | | | | | | 392 | 1 546 | 1 351 | 2 897 | | 2 897 |
| 7 El Cerrillo | 84 | 198 | 229 | 427 | | 164 | 581 | 485 | 1 066 | | 1 066 |
| 8 Estación | 372 | 836 | 1 048 | 1 884 | 13 | 88 | 278 | 251 | 529 | | 956 |
| Comuna Teno | 84 | 198 | 229 | 427 | 13 | 1 877 | 6 835 | 5 873 | 12 708 | 87 | 14 592 |
| D. N.º 1 Raico | 95 | 213 | 249 | 462 | | 427 | 1 275 | 1 206 | 2 481 | | 2 943 |
| 2 El Vallo | | | | | | 216 | 691 | 653 | 1 344 | | 1 344 |
| 3 Palquibudi | | | | | | 192 | 662 | 652 | 1 314 | | 1 314 |
| 4 Orilla de Los Navarros | | | | | | 86 | 140 | 143 | 283 | | 283 |
| Comuna Raico | 95 | 213 | 249 | 462 | 8 | 893 | 2 768 | 2 654 | 5 422 | 92 | 5 884 |
| DEPARTAMENTO CURICO | 4 293 | 10 814 | 13 301 | 24 115 | 38 | 6 318 | 21 534 | 18 594 | 40 148 | 62 | 64 263 |
| D. N.º 1 Licantón | 184 | 450 | 419 | 869 | | 117 | 338 | 373 | 711 | | 1 580 |
| 2 Placilla | | | | | | 143 | 464 | 426 | 890 | | 890 |
| 3 Lora | | | | | | 160 | 570 | 532 | 1 102 | | 1 102 |
| 4 Coquimbo | | | | | | 177 | 703 | 645 | 1 348 | | 1 348 |
| 5 Hora | | | | | | 145 | 419 | 458 | 877 | | 877 |
| 6 Quilloco | | | | | | 92 | 241 | 243 | 484 | | 484 |
| Comuna Licantón | 184 | 450 | 419 | 869 | 14 | 824 | 2 735 | 2 677 | 5 413 | 86 | 6 281 |
| D. N.º 1 Vichuquén | 105 | 151 | 245 | 396 | | 117 | 298 | 320 | 618 | | 1 009 |
| 2 Uraco | | | | | | 72 | 167 | 166 | 323 | | 323 |
| 3 Lipimávida | | | | | | 64 | 147 | 166 | 313 | | 313 |
| 4 Llico | | | | | | 151 | 408 | 415 | 823 | | 823 |
| 5 Zapallar | | | | | | 79 | 196 | 232 | 428 | | 428 |
| 6 Tiliours | | | | | | 131 | 382 | 390 | 772 | | 772 |
| 7 Patacón | | | | | | 63 | 233 | 244 | 477 | | 477 |
| Comuna Vichuquén | 105 | 151 | 245 | 396 | 19 | 679 | 1 796 | 1 933 | 3 729 | 90 | 4 125 |
| D. N.º 1 Hualañé | 222 | 511 | 499 | 1 010 | | 204 | 957 | 862 | 1 819 | | 2 829 |
| 2 Caone | | | | | | 164 | 705 | 631 | 1 336 | | 1 336 |
| 3 Parrón | | | | | | 180 | 398 | 421 | 819 | | 819 |
| 4 La Huerta | | | | | | 249 | 770 | 762 | 1 532 | | 1 532 |
| Comuna Hualañé | 222 | 511 | 499 | 1 010 | 16 | 837 | 2 830 | 2 676 | 5 506 | 84 | 6 516 |
| DEPARTAMENTO MATAQUITO | 481 | 1 112 | 1 163 | 2 275 | 13 | 2 341 | 7 361 | 7 286 | 14 647 | 87 | 16 922 |
| PROVINCIA CURICO | 4 774 | 11 926 | 14 464 | 26 390 | 33 | 8 659 | 28 915 | 25 889 | 54 795 | 67 | 81 185 |

PROVINCIA DE TALCA

| | | | | | | | | | | | |
|------------------------|-------|--------|--------|--------|----|-------|-------|-------|-------|----|--------|
| D. N.º 1 Plaza Serrano | 400 | 881 | 1 272 | 2 153 | | | | | | | 2 153 |
| 2 La Fábrica | 205 | 507 | 795 | 1 302 | | | | | | | 1 302 |
| 3 San Juan de Dios | 342 | 664 | 1 044 | 1 708 | | | | | | | 1 708 |
| 4 Intendencia | 182 | 410 | 697 | 1 107 | | | | | | | 1 107 |
| 5 Plaza de Abasto | 233 | 583 | 793 | 1 376 | | | | | | | 1 376 |
| 6 Escuela | 316 | 680 | 938 | 1 618 | | | | | | | 1 618 |
| 7 La Fundición | 491 | 1 019 | 1 399 | 2 418 | | | | | | | 2 418 |
| 8 Plaza Italia | 387 | 925 | 1 232 | 1 257 | | | | | | | 2 157 |
| 9 Población Guttman | 697 | 1 677 | 1 863 | 3 540 | | | | | | | 3 540 |
| 10 La Fortuna | 395 | 944 | 1 174 | 2 118 | | | | | | | 2 118 |
| 11 Mirader | 221 | 558 | 571 | 1 129 | | | | | | | 1 129 |
| 12 Buen Pastor | 413 | 1 002 | 1 370 | 2 372 | | 59 | 152 | 155 | 307 | | 2 679 |
| 13 La Merced | 228 | 525 | 585 | 1 110 | | | | | | | 1 110 |
| 14 Santo Domingo | 139 | 297 | 494 | 791 | | | | | | | 791 |
| 15 Plaza de Armas | 104 | 358 | 440 | 826 | | | | | | | 826 |
| 16 La Cárcel | 146 | 549 | 500 | 1 049 | | | | | | | 1 049 |
| 17 Seminario | 273 | 760 | 828 | 1 588 | | | | | | | 1 588 |
| 18 Cementerio | 183 | 530 | 628 | 1 158 | | | | | | | 1 158 |
| 19 Regimiento | 821 | 2 205 | 2 518 | 4 723 | | | | | | | 4 723 |
| 20 San Gabriel | 1 575 | 3 907 | 4 267 | 8 174 | | | | | | | 8 174 |
| 21 Prosperidad | 35 | 99 | 107 | 206 | | 80 | 214 | 225 | 469 | | 675 |
| 22 Monte Baesa | | | | | | 79 | 210 | 228 | 438 | | 438 |
| 23 Ramadillas de Liray | | | | | | 394 | 1 229 | 1 093 | 2 322 | | 2 322 |
| 24 Huiquilemu | | | | | | 275 | 626 | 781 | 1 707 | | 1 707 |
| 25 Esperanza | 25 | 84 | 81 | 165 | | 167 | 519 | 480 | 999 | | 1 164 |
| 26 Población Jenkins | 547 | 1 198 | 1 346 | 2 544 | | 5 | 10 | 18 | 28 | | 2 572 |
| 27 Estación | 947 | 2 346 | 2 780 | 5 132 | | | | | | | 5 132 |
| Diseminados | | | | | | | 1 | | 1 | | 1 |
| Comuna Talca | 9 305 | 22 736 | 27 728 | 50 464 | 89 | 1 068 | 3 291 | 2 980 | 6 271 | 11 | 56 735 |

| Provincias, Departamentos, Comunas y Distritos | POBLACIÓN URBANA | | | | | POBLACIÓN RURAL | | | | | Total de habitantes |
|---|------------------|-------------------|---------|---------|-------|-----------------|-------------------|-----------|---------|---------|---------------------------|
| | N.º de | N.º de habitantes | | | | N.º de | N.º de habitantes | | | | |
| | | viviendas | Hombres | Mujeres | Total | | % | viviendas | Hombres | Mujeres | |
| D. N.º 1 San Clemente | 323 | 819 | 930 | 1 749 | — | 241 | 726 | 622 | 1 348 | — | 3 097 |
| » 2 Ramadillas | — | — | — | — | — | 318 | 835 | 836 | 1 671 | — | 1 671 |
| » 3 Santa Elena | — | — | — | — | — | 316 | 967 | 741 | 1 708 | — | 1 708 |
| » 4 Peumo Negro | — | — | — | — | — | 106 | 443 | 291 | 734 | — | 734 |
| » 5 Bajo Lircay | — | — | — | — | — | 206 | 695 | 559 | 1 254 | — | 1 254 |
| » 6 Vilches | — | — | — | — | — | 165 | 565 | 505 | 1 070 | — | 1 070 |
| » 7 Curillingue | — | — | — | — | — | 43 | 218 | 189 | 407 | — | 407 |
| » 8 Cerro Colorado | — | — | — | — | — | 209 | 969 | 705 | 1 674 | — | 1 674 |
| » 9 Mariposas | — | — | — | — | — | 419 | 1 624 | 1 239 | 2 863 | — | 2 863 |
| Comuna San Clemente | 323 | 819 | 930 | 1 749 | 12 | 2 023 | 7 042 | 5 687 | 12 729 | 88 | 14 478 |
| D. N.º 1 Pelarco | 93 | 283 | 290 | 573 | — | 175 | 783 | 606 | 1 389 | — | 1 962 |
| » 2 Santa Rita | — | — | — | — | — | 158 | 617 | 538 | 1 155 | — | 1 155 |
| » 3 Panguilemu | — | — | — | — | — | 199 | 699 | 618 | 1 317 | — | 1 317 |
| » 4 San Rafael | — | — | — | — | — | 338 | 1 181 | 1 066 | 2 247 | — | 2 247 |
| » 5 Astilleros | — | — | — | — | — | 131 | 405 | 360 | 855 | — | 855 |
| » 6 Rincón | — | — | — | — | — | 350 | 1 125 | 987 | 2 112 | — | 2 112 |
| » 7 Picazo | — | — | — | — | — | 104 | 458 | 339 | 797 | — | 797 |
| » 8 Huonquecho | — | — | — | — | — | 111 | 466 | 280 | 746 | — | 746 |
| Comuna Pelarco | 93 | 283 | 290 | 573 | 5 | 1 566 | 5 824 | 4 794 | 10 618 | 95 | 11 191 |
| D. N.º 1 Cumpeo | 102 | 269 | 299 | 568 | — | 227 | 971 | 779 | 1 750 | — | 2 318 |
| » 2 Montes de Guajardo | — | — | — | — | — | 196 | 829 | 652 | 1 481 | — | 1 481 |
| » 3 Los Robles | — | — | — | — | — | 50 | 215 | 150 | 365 | — | 365 |
| » 4 Camarico | — | — | — | — | — | 160 | 491 | 457 | 938 | — | 938 |
| » 5 Frutillar | — | — | — | — | — | 103 | 478 | 313 | 791 | — | 791 |
| » 6 Peñaflores | — | — | — | — | — | 86 | 307 | 272 | 579 | — | 579 |
| » 7 Bolsico | — | — | — | — | — | 175 | 719 | 600 | 1 319 | — | 1 319 |
| Comuna Río Claro | 102 | 269 | 299 | 568 | 7 | 997 | 4 009 | 3 223 | 7 223 | 93 | 7 791 |
| D. N.º 1 Penchue | 63 | 180 | 190 | 370 | — | 148 | 593 | 453 | 1 046 | — | 1 416 |
| » 2 Rauquén | — | — | — | — | — | 76 | 262 | 204 | 466 | — | 466 |
| » 3 Corinto | — | — | — | — | — | 153 | 575 | 452 | 1 027 | — | 1 027 |
| » 4 Estero | — | — | — | — | — | 80 | 235 | 233 | 468 | — | 468 |
| » 5 Libón | — | — | — | — | — | 88 | 333 | 311 | 644 | — | 644 |
| » 6 Botaloura | — | — | — | — | — | 75 | 235 | 238 | 473 | — | 473 |
| » 7 Batauco | — | — | — | — | — | 137 | 427 | 386 | 813 | — | 813 |
| » 8 Cabrera | — | — | — | — | — | 58 | 200 | 163 | 363 | — | 363 |
| » 9 La Peña | — | — | — | — | — | 95 | 400 | 300 | 700 | — | 700 |
| » 10 Litú | — | — | — | — | — | 69 | 277 | 224 | 501 | — | 501 |
| » 11 Huilliborgoa | — | — | — | — | — | 102 | 374 | 343 | 717 | — | 717 |
| » 12 Peralillo | — | — | — | — | — | 48 | 227 | 159 | 386 | — | 386 |
| » 13 Aguada | — | — | — | — | — | 29 | 96 | 104 | 200 | — | 200 |
| Comuna Pencahue | 63 | 180 | 190 | 370 | 5 | 1 158 | 4 234 | 3 570 | 7 804 | 95 | 8 174 |
| D. N.º 1 Maulo | 67 | 207 | 190 | 397 | — | 265 | 796 | 758 | 1 554 | — | 1 951 |
| » 2 Minas | — | — | — | — | — | 152 | 475 | 425 | 900 | — | 900 |
| » 3 Querquel | — | — | — | — | — | 42 | 167 | 137 | 304 | — | 304 |
| » 4 Chieón | — | — | — | — | — | 62 | 208 | 176 | 384 | — | 384 |
| » 5 Colín | — | — | — | — | — | 237 | 717 | 655 | 1 372 | — | 1 372 |
| » 6 Culeñar | — | — | — | — | — | 100 | 290 | 277 | 567 | — | 567 |
| » 7 Unihue | — | — | — | — | — | 67 | 231 | 183 | 414 | — | 414 |
| » 8 Chacarillas | — | — | — | — | — | 192 | 664 | 572 | 1 236 | — | 1 236 |
| » 9 San José de Duao | — | — | — | — | — | 210 | 656 | 606 | 1 262 | — | 1 262 |
| » 10 Chequén | — | — | — | — | — | 234 | 642 | 545 | 1 187 | — | 1 187 |
| » 11 Bella Unión | — | — | — | — | — | 132 | 417 | 393 | 810 | — | 810 |
| » 12 Maitenes | — | — | — | — | — | 164 | 653 | 502 | 1 155 | — | 1 155 |
| Diseminados | — | — | — | — | — | — | 8 | — | 8 | — | 8 |
| Comuna Maule | 67 | 207 | 190 | 397 | 3 | 1 887 | 5 924 | 5 229 | 11 153 | 97 | 11 550 |
| DEPARTAMENTO TALCA | 9 953 | 24 494 | 29 627 | 54 121 | <9 | 8 699 | 30 315 | 25 483 | 55 798 | 51 | 109 919 |
| D. N.º 1 Molina Oriente | 448 | 992 | 1 237 | 2 229 | — | 59 | 129 | 154 | 283 | — | 2 512 |
| » 2 Molina Poniente | 426 | 1 103 | 1 328 | 2 431 | — | 7 | 33 | 28 | 61 | — | 2 492 |
| » 3 Estación | 69 | 167 | 134 | 301 | — | 115 | 362 | 243 | 605 | — | 906 |
| » 4 Río Claro | — | — | — | — | — | 293 | 823 | 689 | 1 512 | — | 1 512 |
| » 5 Puente Alto | — | — | — | — | — | 204 | 764 | 547 | 1 311 | — | 1 311 |
| » 6 La Huerta | — | — | — | — | — | 203 | 749 | 609 | 1 358 | — | 1 358 |
| » 7 Lontué | 230 | 599 | 613 | 1 212 | — | 918 | 2 409 | 2 167 | 4 576 | — | 5 788 |
| » 8 El Retiro | — | — | — | — | — | 246 | 654 | 636 | 1 290 | — | 1 290 |
| » 9 Pichingal | 1 | 71 | 85 | 156 | — | 331 | 950 | 810 | 1 760 | — | 1 916 |
| » 10 Tralúe | — | — | — | — | — | 201 | 801 | 640 | 1 441 | — | 1 441 |
| » 11 El Yacal | — | — | — | — | — | 61 | 249 | 224 | 473 | — | 473 |
| » 12 Chañeyes | — | — | — | — | — | 66 | 301 | 225 | 526 | — | 526 |
| » 13 Agua Fria | — | — | — | — | — | 99 | 505 | 319 | 824 | — | 824 |
| Comuna Molina | 1 174 | 2 932 | 3 397 | 6 329 | 29 | 2 892 | 8 529 | 7 291 | 15 820 | 71 | 22 149 |
| D. N.º 1 Sagrada Familia | 96 | 323 | 310 | 633 | — | 110 | 388 | 351 | 739 | — | 1 372 |
| » 2 Trapiche | — | — | — | — | — | 146 | 402 | 321 | 723 | — | 723 |
| » 3 Lo Valdivia | — | — | — | — | — | 283 | 810 | 777 | 1 587 | — | 1 587 |
| » 4 Requiringua | — | — | — | — | — | 173 | 577 | 498 | 1 075 | — | 1 075 |
| » 5 Itahue | — | — | — | — | — | 19 | 81 | 66 | 147 | — | 147 |
| » 6 Culeñar | — | — | — | — | — | 127 | 534 | 400 | 934 | — | 934 |
| » 7 Guacutér | — | — | — | — | — | 52 | 231 | 148 | 379 | — | 379 |
| » 8 Villa Prat | 269 | 799 | 783 | 1 582 | — | 60 | 234 | 231 | 465 | — | 2 047 |
| » 9 Quillayes | — | — | — | — | — | 90 | 312 | 281 | 593 | — | 593 |
| » 10 Colín | — | — | — | — | — | 326 | 1 418 | 1 084 | 2 502 | — | 2 502 |
| Comuna Valdivia de Lontué | 365 | 1 122 | 1 093 | 2 215 | 19 | 1 386 | 4 987 | 4 157 | 9 144 | 81 | 11 359 |
| DEPARTAMENTO LONTUE | 1 539 | 4 054 | 4 490 | 8 544 | 25 | 4 189 | 13 516 | 11 448 | 24 964 | 75 | 33 508 |
| D. N.º 1 Curepto | 320 | 759 | 980 | 1 739 | — | 203 | 533 | 572 | 1 105 | — | 2 844 |
| » 2 Coipue | — | — | — | — | — | 109 | 293 | 317 | 610 | — | 610 |
| » 3 Macul | — | — | — | — | — | 45 | 130 | 126 | 256 | — | 256 |
| » 4 Huenuhuilami | — | — | — | — | — | 80 | 277 | 285 | 562 | — | 562 |
| » 5 Pununquén | — | — | — | — | — | 67 | 302 | 221 | 523 | — | 523 |
| » 6 Calpín | — | — | — | — | — | 119 | 330 | 334 | 664 | — | 664 |
| » 7 Rodco | — | — | — | — | — | 104 | 251 | 279 | 530 | — | 530 |
| » 8 Hornillos | — | — | — | — | — | 287 | 680 | 751 | 1 431 | — | 1 431 |
| » 9 Documávida | — | — | — | — | — | 142 | 435 | 441 | 876 | — | 876 |
| » 10 Constantiue | — | — | — | — | — | 195 | 630 | 675 | 1 305 | — | 1 305 |
| » 11 Estancilla | — | — | — | — | — | 95 | 324 | 327 | 651 | — | 651 |
| » 12 Huanguén | — | — | — | — | — | 146 | 542 | 495 | 1 037 | — | 1 037 |
| » 13 Rapilemo | — | — | — | — | — | 158 | 476 | 464 | 940 | — | 940 |
| » 14 Pununul | — | — | — | — | — | 32 | 99 | 113 | 212 | — | 212 |
| » 15 Gualleco | — | — | — | — | — | 97 | 235 | 257 | 492 | — | 492 |
| » 16 Tabunco | — | — | — | — | — | 77 | 163 | 177 | 340 | — | 340 |
| » 17 Manzano | — | — | — | — | — | 80 | 215 | 226 | 441 | — | 441 |
| Comuna Curepto | 320 | 759 | 980 | 1 739 | 13 | 2 036 | 5 915 | 6 060 | 11 975 | 87 | 13 714 |
| DEPARTAMENTO CUREPTO | 320 | 759 | 980 | 1 739 | 13 | 2 036 | 5 915 | 6 060 | 11 975 | 87 | 13 714 |
| PROVINCIA TALCA | 11 812 | 29 307 | 35 097 | 64 404 | 41 | 14 924 | 49 746 | 42 991 | 92 737 | 59 | 157 141 |

PROVINCIA DE MAULE

| Provincias, Departamentos, Comunas y Distritos | POBLACIÓN URBANA | | | | | POBLACIÓN RURAL | | | | | Total de habitantes |
|---|------------------------|-------------------|---------|--------|----|------------------------|-------------------|---------|--------|----|---------------------------|
| | N.º de viviendas | N.º de habitantes | | | % | N.º de viviendas | N.º de habitantes | | | % | |
| | | Hombres | Mujeres | Total | | | Hombres | Mujeres | Total | | |
| D. N.º 1 Constitución | 364 | 709 | 1.050 | 1.759 | — | 11 | 26 | 30 | 56 | — | 1.815 |
| » 2 Constitución | 601 | 1.077 | 1.557 | 2.634 | — | 8 | 14 | 18 | 32 | — | 2.666 |
| » 3 Constitución | — | — | — | — | — | 20 | 70 | 47 | 117 | — | 117 |
| » 4 Constitución | 207 | 397 | 667 | 1.064 | — | — | — | — | — | — | 1.064 |
| » 5 Constitución | 320 | 712 | 884 | 1.596 | — | 0 | 31 | 27 | 58 | — | 1.654 |
| » 6 Constitución | — | — | — | — | — | 22 | 75 | 53 | 128 | — | 128 |
| » 7 Malhuco | — | — | — | — | — | 38 | 129 | 77 | 206 | — | 206 |
| » 8 Las Cañas | — | — | — | — | — | 57 | 167 | 149 | 316 | — | 316 |
| » 9 Calabozos | — | — | — | — | — | 38 | 77 | 87 | 164 | — | 164 |
| » 10 Parrón | — | — | — | — | — | 34 | 98 | 85 | 183 | — | 183 |
| » 11 Toconey | — | — | — | — | — | 220 | 668 | 570 | 1.238 | — | 1.238 |
| » 12 Tanhuco | — | — | — | — | — | 133 | 411 | 306 | 807 | — | 807 |
| » 13 Las Vegas | — | — | — | — | — | 51 | 136 | 136 | 272 | — | 272 |
| » 14 Maule | — | — | — | — | — | 91 | 306 | 268 | 574 | — | 574 |
| » 15 Junquillar | — | — | — | — | — | 62 | 154 | 160 | 314 | — | 314 |
| » 16 Maremillas | — | — | — | — | — | 81 | 139 | 149 | 288 | — | 288 |
| » 17 Cafete | — | — | — | — | — | 55 | 177 | 155 | 332 | — | 332 |
| » 18 Maquehua | — | — | — | — | — | 48 | 127 | 107 | 234 | — | 234 |
| » 19 Catalinas | — | — | — | — | — | 146 | 403 | 434 | 837 | — | 837 |
| » 20 Quebradas | — | — | — | — | — | 99 | 273 | 273 | 551 | — | 551 |
| » 21 Cerro Pelado | — | — | — | — | — | 66 | 190 | 175 | 355 | — | 355 |
| » 22 Rinconada | — | — | — | — | — | 187 | 534 | 499 | 1.033 | — | 1.033 |
| » 23 Putú | — | — | — | — | — | 177 | 425 | 497 | 922 | — | 922 |
| » 24 Coyanco | — | — | — | — | — | 39 | 116 | 103 | 219 | — | 219 |
| » 25 Carrisal | — | — | — | — | — | 36 | 116 | 115 | 231 | — | 231 |
| » 26 Vaquería | — | — | — | — | — | 52 | 155 | 149 | 304 | — | 304 |
| » 27 Chanquiague | — | — | — | — | — | 48 | 130 | 129 | 259 | — | 259 |
| » 28 Guillermo | — | — | — | — | — | 66 | 194 | 221 | 415 | — | 415 |
| » 29 Macal | — | — | — | — | — | 48 | 127 | 136 | 263 | — | 263 |
| » 30 Putú de Chanquiague | — | — | — | — | — | 22 | 60 | 60 | 120 | — | 120 |
| Comuna Constitución | 1.492 | 2.895 | 4.158 | 7.053 | 39 | 1.932 | 5.518 | 5.310 | 10.828 | 61 | 17.881 |
| D. N.º 1 Empedrado | 115 | 295 | 323 | 618 | — | 270 | 795 | 724 | 1.519 | — | 2.137 |
| » 2 Piuco | — | — | — | — | — | 84 | 288 | 272 | 560 | — | 560 |
| » 3 Purapel | — | — | — | — | — | 72 | 220 | 208 | 428 | — | 428 |
| » 4 Niche | — | — | — | — | — | 90 | 232 | 296 | 528 | — | 528 |
| » 5 Valle el Morro | — | — | — | — | — | 127 | 450 | 423 | 873 | — | 873 |
| » 6 Sepultura | — | — | — | — | — | 68 | 247 | 203 | 450 | — | 450 |
| » 7 Las Cañas | — | — | — | — | — | 108 | 340 | 333 | 673 | — | 673 |
| » 8 El Valle de Pichamán | — | — | — | — | — | 61 | 169 | 187 | 356 | — | 356 |
| » 9 Mingre | — | — | — | — | — | 100 | 267 | 282 | 549 | — | 549 |
| » 10 Nirivilo | — | — | — | — | — | 153 | 402 | 391 | 793 | — | 793 |
| » 11 Codellina | — | — | — | — | — | 48 | 158 | 136 | 294 | — | 294 |
| » 12 Lagunillas | — | — | — | — | — | 139 | 457 | 426 | 883 | — | 883 |
| Comuna Empedrado | 115 | 295 | 323 | 618 | 7 | 1.320 | 4.025 | 3.879 | 7.904 | 93 | 8.522 |
| DEPARTAMENTO CONSTITUCION | 1.607 | 3.190 | 4.481 | 7.671 | 29 | 3.252 | 9.543 | 9.189 | 18.732 | 71 | 26.403 |
| D. N.º 1 Chanco | 219 | 472 | 554 | 1.026 | — | 51 | 125 | 132 | 257 | — | 1.283 |
| » 2 San Ignacio | 179 | 403 | 502 | 905 | — | 99 | 267 | 280 | 547 | — | 1.452 |
| » 3 Peralillo | — | — | — | — | — | 88 | 247 | 203 | 510 | — | 510 |
| » 4 Rahue | — | — | — | — | — | 46 | 116 | 127 | 243 | — | 243 |
| » 5 Puquillirque | — | — | — | — | — | 46 | 119 | 110 | 229 | — | 229 |
| » 6 Pelluhue-Chanco | — | — | — | — | — | 65 | 173 | 197 | 370 | — | 370 |
| » 7 Batuco | — | — | — | — | — | 113 | 330 | 331 | 661 | — | 661 |
| » 8 Huechahué | — | — | — | — | — | 70 | 136 | 132 | 268 | — | 268 |
| » 9 Pumchema | — | — | — | — | — | 54 | 165 | 153 | 318 | — | 318 |
| » 10 Dollimbuta | — | — | — | — | — | 96 | 311 | 263 | 574 | — | 574 |
| » 11 Reloca | — | — | — | — | — | 47 | 141 | 169 | 309 | — | 309 |
| » 12 Loanco | — | — | — | — | — | 113 | 339 | 320 | 665 | — | 665 |
| » 13 Quilhuine | — | — | — | — | — | 84 | 216 | 242 | 458 | — | 458 |
| » 14 Pinotalca | — | — | — | — | — | 117 | 315 | 348 | 663 | — | 663 |
| » 15 Curanipe | — | — | — | — | — | 228 | 557 | 519 | 1.076 | — | 1.076 |
| » 16 Pelluhue-Curanipe | — | — | — | — | — | 108 | 308 | 294 | 602 | — | 602 |
| » 17 Chovellón | — | — | — | — | — | 246 | 540 | 657 | 1.197 | — | 1.197 |
| Comuna Chanco | 398 | 875 | 1.056 | 1.931 | 18 | 1.671 | 4.455 | 4.592 | 9.047 | 82 | 10.978 |
| DEPARTAMENTO CHANCO | 398 | 875 | 1.056 | 1.931 | 18 | 1.671 | 4.455 | 4.592 | 9.047 | 82 | 10.978 |
| D. N.º 1 Cauquenes | 326 | 607 | 861 | 1.468 | — | — | — | — | — | — | 1.468 |
| » 2 Cauquenes | 121 | 296 | 399 | 695 | — | — | — | — | — | — | 695 |
| » 3 Cauquenes | 237 | 552 | 648 | 1.200 | — | — | — | — | — | — | 1.200 |
| » 4 Tutuvén | — | 1.308 | 1.606 | 2.914 | — | — | — | — | — | — | 2.914 |
| » 5 Tutuvén | — | 607 | 1.330 | 2.397 | — | — | — | — | — | — | 2.397 |
| » 6 Tutuvén | — | 459 | 989 | 1.448 | — | — | — | — | — | — | 1.448 |
| » 7 Pílea | — | — | — | — | — | — | — | — | — | — | 2.181 |
| » 8 La Aldea | 106 | 289 | 320 | 589 | — | 253 | 628 | 602 | 1.290 | — | 1.290 |
| » 9 Tabolguén | — | — | — | — | — | 132 | 367 | 362 | 729 | — | 1.318 |
| » 10 La Vega | 46 | 102 | 128 | 228 | — | 109 | 288 | 300 | 588 | — | 588 |
| » 11 La Serena | — | — | — | — | — | 155 | 511 | 455 | 966 | — | 1.194 |
| » 12 El Rosal | — | — | — | — | — | 85 | 274 | 254 | 528 | — | 528 |
| » 13 Camarico | — | — | — | — | — | 53 | 149 | 142 | 291 | — | 291 |
| » 14 Hunthue | — | — | — | — | — | 139 | 592 | 477 | 1.069 | — | 1.069 |
| » 15 Sausal | — | — | — | — | — | 170 | 519 | 514 | 1.033 | — | 1.033 |
| » 16 Arenal | — | — | — | — | — | 176 | 469 | 556 | 1.025 | — | 1.025 |
| » 17 Belco | — | — | — | — | — | 109 | 397 | 351 | 748 | — | 748 |
| » 18 Carnicol | — | — | — | — | — | 96 | 352 | 343 | 695 | — | 695 |
| » 19 Quella | — | — | — | — | — | 139 | 497 | 433 | 930 | — | 930 |
| » 20 Pedernales | — | — | — | — | — | 72 | 256 | 217 | 473 | — | 473 |
| » 21 Tomanco | — | — | — | — | — | 59 | 188 | 165 | 353 | — | 353 |
| » 22 El Boldo | 86 | 231 | 281 | 512 | — | 178 | 515 | 478 | 993 | — | 993 |
| » 23 Santa Rosa | — | — | — | — | — | 57 | 195 | 148 | 343 | — | 343 |
| » 24 La Victoria | — | — | — | — | — | 80 | 211 | 246 | 457 | — | 457 |
| » 25 La Aguada | 132 | 319 | 343 | 662 | — | 70 | 222 | 222 | 444 | — | 444 |
| » 26 San Antonio | — | — | — | — | — | 90 | 266 | 258 | 524 | — | 1.188 |
| » 27 Talcahuco | — | — | — | — | — | 83 | 220 | 227 | 447 | — | 447 |
| » 28 Pucilla | — | — | — | — | — | 72 | 208 | 222 | 430 | — | 430 |
| » 29 Chiquencillo | — | — | — | — | — | 49 | 89 | 111 | 200 | — | 200 |
| » 30 El Guindo | — | — | — | — | — | 74 | 233 | 243 | 476 | — | 476 |
| » 31 Curica | — | — | — | — | — | 57 | 225 | 199 | 424 | — | 424 |
| » 32 Huniquillú | 8 | 77 | 64 | 141 | — | 56 | 166 | 159 | 325 | — | 325 |
| » 33 Piedras de Amolar | — | — | — | — | — | 36 | 130 | 130 | 260 | — | 401 |
| » 34 San José | — | — | — | — | — | 59 | 153 | 187 | 370 | — | 370 |
| » 35 Coronel | — | — | — | — | — | 34 | 96 | 107 | 203 | — | 203 |
| » 36 Lollehue | — | — | — | — | — | 333 | 799 | 870 | 1.659 | — | 1.659 |
| » 37 Pichibuelqui | — | — | — | — | — | 115 | 346 | 391 | 737 | — | 1.119 |
| Comuna Cauquenes | 2.627 | 5.817 | 7.170 | 12.987 | 39 | 3.376 | 10.146 | 9.983 | 20.129 | 61 | 33.116 |
| DEPARTAMENTO CAUQUENES | 2.627 | 5.817 | 7.170 | 12.987 | 39 | 3.376 | 10.146 | 9.983 | 20.129 | 61 | 33.116 |
| PROVINCIA DE MAULE | 4.632 | 9.882 | 12.707 | 22.589 | 32 | 8.299 | 24.144 | 23.764 | 47.907 | 68 | 70.497 |

**POBLACION URBANA Y RURAL, CON DISTINCION DEL SEXO POR
PROVINCIAS, DEPARTAMENTOS, COMUNAS Y DISTRITOS.**

PROVINCIA DE LINARES

| Provincias, Departamentos, Comunas y Distritos. | POBLACION URBANA | | | | | POBLACION RURAL | | | | | Total de habitantes |
|--|-----------------------|-------------------|--------------|---------------|-----------|-----------------------|----------------|---------------|---------------|-----------|---------------------------|
| | N.º de viviend. | N.º de habitantes | | | % | N.º de viviend. | N.º habitantes | | | % | |
| | | Hombres | Mujeres | Total | | | Hombres | Mujeres | Total | | |
| D. N.º 1 S. Javier..... | 274 | 632 | 780 | 1 412 | — | — | — | — | — | — | 1 412 |
| » 2 Cementerio..... | 502 | 1 127 | 1 440 | 2 587 | — | 154 | 432 | 424 | 856 | — | 3 423 |
| » 3 Bobadilla..... | — | — | — | — | — | 444 | 1 136 | 1 204 | 2 340 | — | 2 340 |
| » 4 Rivaldes..... | — | — | — | — | — | 95 | 269 | 269 | 538 | — | 538 |
| » 5 Pullunquén..... | — | — | — | — | — | 91 | 327 | 238 | 615 | — | 615 |
| » 6 Chanquicó..... | 68 | 176 | 208 | 384 | — | 207 | 479 | 514 | 993 | — | 1 377 |
| » 7 Loncomilla..... | 156 | 387 | 483 | 820 | — | 118 | 317 | 286 | 603 | — | 1 423 |
| » 8 Villavicencio..... | — | — | — | — | — | 134 | 509 | 396 | 905 | — | 905 |
| » 9 Botacura..... | — | — | — | — | — | 73 | 238 | 241 | 479 | — | 479 |
| » 10 La Huerta..... | — | — | — | — | — | 174 | 550 | 499 | 1 049 | — | 1 049 |
| » 11 La Puntilla..... | — | — | — | — | — | 89 | 301 | 264 | 565 | — | 565 |
| » 12 S. Agustín..... | — | — | — | — | — | 61 | 206 | 198 | 404 | — | 404 |
| » 13 Carrisal..... | — | — | — | — | — | 192 | 601 | 619 | 1 220 | — | 1 220 |
| » 14 Maica..... | — | — | — | — | — | 125 | 486 | 448 | 934 | — | 934 |
| » 15 Molosa..... | — | — | — | — | — | 287 | 903 | 795 | 1 698 | — | 1 698 |
| » 16 Vaquería..... | — | — | — | — | — | 230 | 789 | 617 | 1 406 | — | 1 406 |
| Comuna San Javier..... | 1 000 | 2 272 | 2 911 | 5 183 | 26 | 2 473 | 7 543 | 7 062 | 14 605 | 74 | 19 788 |
| D. N.º 1 Villa Alegre..... | 271 | 652 | 713 | 1 365 | — | 464 | 1 203 | 1 147 | 2 350 | — | 3 715 |
| » 2 Huaraculén..... | — | — | — | — | — | 192 | 561 | 532 | 1 093 | — | 1 093 |
| » 3 Reyes..... | — | — | — | — | — | 184 | 541 | 488 | 1 029 | — | 1 029 |
| » 4 Patagüas..... | — | — | — | — | — | 541 | 1 538 | 1 415 | 2 953 | — | 2 953 |
| » 5 Quillipín..... | — | — | — | — | — | 155 | 431 | 432 | 863 | — | 863 |
| » 6 Putagán..... | — | — | — | — | — | 264 | 750 | 693 | 1 443 | — | 1 443 |
| Comuna Villa Alegre..... | 271 | 652 | 713 | 1 365 | 12 | 1 800 | 5 024 | 4 707 | 9 731 | 88 | 11 096 |
| DEPARTAMENTO LONCOMILLA..... | 1 271 | 2 924 | 3 624 | 6 548 | 21 | 4 273 | 12 567 | 11 769 | 24 336 | 79 | 30 884 |
| D. N.º 1 Hospital..... | 1 334 | 2 892 | 3 512 | 6 404 | — | — | — | — | — | — | 6 404 |
| » 2 Estación..... | 401 | 1 003 | 1 337 | 2 340 | — | — | — | — | — | — | 2 340 |
| » 3 Plaza..... | 422 | 1 005 | 1 380 | 2 385 | — | — | — | — | — | — | 2 385 |
| » 4 Catedral..... | 564 | 1 097 | 1 599 | 2 696 | — | — | — | — | — | — | 2 696 |
| » 5 Mercado..... | 400 | 803 | 1 080 | 1 883 | — | — | — | — | — | — | 1 883 |
| » 6 Colo-Colo..... | 217 | 596 | 586 | 1 182 | — | — | — | — | — | — | 1 182 |
| » 7 Yungay..... | 4 | 20 | 24 | 44 | — | 104 | 325 | 298 | 623 | — | 667 |
| » 8 El Huapi..... | — | — | — | — | — | 108 | 306 | 275 | 581 | — | 581 |
| » 9 Mesantávida..... | — | — | — | — | — | 101 | 342 | 317 | 659 | — | 659 |
| » 10 San Luis..... | — | — | — | — | — | 241 | 686 | 696 | 1 382 | — | 1 382 |
| » 11 Achibueno..... | — | — | — | — | — | 100 | 305 | 255 | 560 | — | 560 |
| » 12 La Aguada..... | — | — | — | — | — | 147 | 474 | 412 | 886 | — | 886 |
| » 13 Huimco..... | — | — | — | — | — | 80 | 245 | 242 | 487 | — | 487 |
| » 14 Bodega..... | — | — | — | — | — | 109 | 402 | 425 | 827 | — | 827 |
| » 15 Palmilla..... | — | — | — | — | — | 304 | 922 | 805 | 1 727 | — | 1 727 |
| » 16 Maica..... | — | — | — | — | — | 47 | 170 | 117 | 287 | — | 287 |
| » 17 Las Toscas..... | — | — | — | — | — | 141 | 427 | 378 | 805 | — | 805 |
| » 18 El Rosario..... | — | — | — | — | — | 184 | 516 | 466 | 982 | — | 982 |
| » 19 Arrayanes..... | — | — | — | — | — | 166 | 535 | 483 | 1 018 | — | 1 018 |
| » 20 Vara Gruesa..... | — | — | — | — | — | 181 | 572 | 535 | 1 107 | — | 1 107 |
| » 21 Mal Paso..... | — | — | — | — | — | 87 | 645 | 226 | 871 | — | 871 |
| » 22 San Antonio..... | — | — | — | — | — | 125 | 524 | 444 | 968 | — | 968 |
| » 23 Vega de Ancoa..... | — | — | — | — | — | 98 | 331 | 281 | 612 | — | 612 |
| » 24 Los Hualles..... | — | — | — | — | — | 167 | 605 | 562 | 1 167 | — | 1 167 |
| » 25 Vega de Salas..... | — | — | — | — | — | 230 | 757 | 684 | 1 441 | — | 1 441 |
| » 26 Llepo..... | — | — | — | — | — | 158 | 455 | 393 | 853 | — | 853 |
| » 27 Llancaño..... | — | — | — | — | — | 221 | 648 | 614 | 1 262 | — | 1 262 |
| » 28 María Auxiliadora..... | — | — | — | — | — | 61 | 158 | 206 | 364 | — | 364 |
| Comuna Linares..... | 3 242 | 7 446 | 9 518 | 16 934 | 47 | 3 160 | 10 350 | 9 119 | 19 469 | 53 | 36 403 |
| D. N.º 1 Yerbas Buenas..... | 114 | 273 | 286 | 559 | — | 181 | 488 | 527 | 1 015 | — | 1 574 |
| » 2 Esperanza..... | — | — | — | — | — | 158 | 478 | 439 | 917 | — | 917 |
| » 3 Santa Elena..... | — | — | — | — | — | 96 | 277 | 242 | 519 | — | 519 |
| » 4 San Ignacio..... | — | — | — | — | — | 200 | 600 | 494 | 1 094 | — | 1 094 |
| » 5 Santa Ana de Querí..... | — | — | — | — | — | 278 | 839 | 717 | 1 556 | — | 1 556 |
| » 6 Abránquil..... | — | — | — | — | — | 301 | 786 | 728 | 1 514 | — | 1 514 |
| » 7 Los Piquios..... | — | — | — | — | — | 148 | 462 | 392 | 854 | — | 854 |
| Comuna Yerbas Buenas..... | 114 | 273 | 286 | 559 | 7 | 1 362 | 3 930 | 3 539 | 7 469 | 93 | 8 028 |

| Provincias, Departamentos, Comunas y Distritos | POBLACIÓN URBANA | | | | | POBLACIÓN RURAL | | | | | Total de habitantes |
|---|-----------------------|-------------------|---------|--------|----|-----------------------|-------------------|---------|--------|----|---------------------------|
| | N.º de viviend. | N.º de habitantes | | | % | N.º de viviend. | N.º de habitantes | | | % | |
| | | Hombres | Mujeres | Total | | | Hombres | Mujeres | Total | | |
| D. N.º 1 Colbón | 161 | 337 | 384 | 721 | — | 294 | 865 | 745 | 1 610 | — | 2 331 |
| » » 2 Bazás | — | — | — | — | — | 201 | 540 | 511 | 1 051 | — | 1 051 |
| » » 3 Colbón Alto | — | — | — | — | — | 95 | 281 | 239 | 520 | — | 520 |
| » » 4 Melado | — | — | — | — | — | 68 | 346 | 240 | 586 | — | 586 |
| » » 5 Los Rabones | — | — | — | — | — | 93 | 279 | 232 | 511 | — | 511 |
| » » 6 Rari | — | — | — | — | — | 132 | 294 | 299 | 593 | — | 593 |
| » » 7 Capilla Palacio | — | — | — | — | — | 285 | 810 | 805 | 1 615 | — | 1 615 |
| » » 8 Panimávida | — | — | — | — | — | 259 | 772 | 749 | 1 521 | — | 1 521 |
| » » 9 San Nicolás | — | — | — | — | — | 98 | 290 | 234 | 524 | — | 524 |
| Comuna Colbón | 161 | 337 | 384 | 721 | 8 | 1 515 | 4 477 | 4 054 | 8 531 | 92 | 9 252 |
| D. N.º 1 Longaví | 384 | 919 | 945 | 1 864 | — | 190 | 674 | 617 | 1 291 | — | 3 155 |
| » » 2 Miraflores | — | — | — | — | — | 259 | 799 | 704 | 1 503 | — | 1 503 |
| » » 3 Hda. La Cuarta | — | — | — | — | — | 183 | 605 | 600 | 1 265 | — | 1 265 |
| » » 4 » La Quinta | — | — | — | — | — | 379 | 1 252 | 1 130 | 2 388 | — | 2 388 |
| » » 5 Loma de Vásquez | — | — | — | — | — | 178 | 702 | 641 | 1 343 | — | 1 343 |
| » » 6 San José | — | — | — | — | — | 341 | 1 281 | 1 107 | 2 388 | — | 2 388 |
| » » 7 Los Cristales | — | — | — | — | — | 292 | 816 | 787 | 1 603 | — | 1 603 |
| Comuna Longaví | 384 | 919 | 945 | 1 864 | 14 | 1 831 | 6 189 | 5 592 | 11 781 | 86 | 13 645 |
| DEPARTAMENTO LINARES | 4 001 | 8 945 | 11 133 | 20 078 | 36 | 7 878 | 24 946 | 22 304 | 47 250 | 70 | 67 328 |
| D. N.º 1 Hospital | 374 | 905 | 1 137 | 2 042 | — | 256 | 628 | 633 | 1 261 | — | 3 303 |
| » » 2 Alameda | 617 | 1 296 | 1 803 | 3 099 | — | 19 | 74 | 48 | 122 | — | 3 221 |
| » » 3 Puente Viejo | 214 | 524 | 653 | 1 177 | — | 125 | 362 | 330 | 698 | — | 1 875 |
| » » 4 Estación | 822 | 1 080 | 2 227 | 3 907 | — | 94 | 251 | 248 | 499 | — | 4 406 |
| » » 5 La Selva | — | — | — | — | — | 69 | 243 | 214 | 457 | — | 457 |
| » » 6 Monte Flor | — | — | — | — | — | 67 | 208 | 201 | 409 | — | 409 |
| » » 7 Titivillu | — | — | — | — | — | 105 | 359 | 305 | 664 | — | 664 |
| » » 8 Uncoavén | — | — | — | — | — | 120 | 427 | 602 | 729 | — | 729 |
| » » 9 Fuerte Viejo | — | — | — | — | — | 34 | 89 | 90 | 179 | — | 179 |
| » » 10 Bulileo | — | — | — | — | — | 163 | 564 | 436 | 1 000 | — | 1 000 |
| » » 11 Canelo | — | — | — | — | — | 94 | 339 | 297 | 636 | — | 636 |
| » » 12 Campos Eliseos | — | — | — | — | — | 148 | 462 | 405 | 867 | — | 867 |
| » » 13 San Manuel | — | — | — | — | — | 198 | 784 | 623 | 1 407 | — | 1 407 |
| » » 14 Penéagua | — | — | — | — | — | 85 | 224 | 199 | 423 | — | 423 |
| » » 15 Monte Mansano | — | — | — | — | — | 147 | 515 | 458 | 973 | — | 973 |
| » » 16 Talquita | — | — | — | — | — | 110 | 337 | 335 | 672 | — | 672 |
| » » Diseminados | — | — | — | — | — | — | 62 | 66 | 128 | — | 128 |
| Comuna de Parral | 2 627 | 4 405 | 5 820 | 10 225 | 48 | 1 834 | 5 928 | 5 196 | 11 124 | 52 | 21 394 |
| D. N.º 1 Ciénago | — | — | — | — | — | 113 | 364 | 320 | 684 | — | 684 |
| » » 2 Cardo Verde | — | — | — | — | — | 44 | 148 | 129 | 277 | — | 277 |
| » » 3 Campana Cura | — | — | — | — | — | 56 | 241 | 186 | 427 | — | 427 |
| » » 4 Buen Retiro | — | — | — | — | — | 27 | 79 | 82 | 161 | — | 161 |
| » » 5 Huinganes | — | — | — | — | — | 18 | 53 | 60 | 113 | — | 113 |
| » » 6 Las Toscas | — | — | — | — | — | 66 | 191 | 184 | 375 | — | 375 |
| » » 7 Los Nabos | — | — | — | — | — | 118 | 475 | 371 | 846 | — | 846 |
| » » 8 Torreón | — | — | — | — | — | 86 | 243 | 258 | 501 | — | 501 |
| » » 9 San Ramón | — | — | — | — | — | 207 | 647 | 632 | 1 279 | — | 1 279 |
| » » 10 Cerro del Quiñén | 20 | 61 | 65 | 126 | — | 261 | 889 | 780 | 1 669 | — | 1 795 |
| » » 11 Guacarneco | — | — | — | — | — | 103 | 442 | 316 | 758 | — | 758 |
| » » 12 Bureo | — | — | — | — | — | 122 | 340 | 341 | 681 | — | 681 |
| » » 13 Ajjal | — | — | — | — | — | 209 | 752 | 593 | 1 345 | — | 1 345 |
| » » 14 Membrillo | 116 | 266 | 270 | 536 | — | 448 | 1 345 | 1 273 | 2 618 | — | 3 154 |
| » » 15 Los Cuarteles | — | — | — | — | — | 470 | 1 498 | 1 513 | 3 011 | — | 3 011 |
| Comuna Retiro | 142 | 327 | 335 | 662 | 4 | 2 348 | 7 707 | 7 038 | 14 745 | 96 | 15 407 |
| DEPARTAMENTO DE PARRAL | 2 169 | 4 732 | 6 155 | 10 887 | 30 | 4 182 | 13 635 | 12 234 | 25 869 | 70 | 36 756 |
| PROVINCIA LINARES | 7 441 | 16 601 | 20 912 | 37 513 | 28 | 16 333 | 51 148 | 46 307 | 97 455 | 72 | 134 968 |

POBLACION URBANA Y RURAL, CON DISTINCION DEL SEXO POR PROVINCIAS,
DEPARTAMENTOS, COMUNAS Y DISTRITOS.

PROVINCIA DE ÑUBLE.

| Provincias, Departamentos, Comunas y Distritos | POBLACION URBANA | | | | | POBLACION RURAL | | | | | Total de habitantes |
|---|------------------------|-------------------|--------------|--------------|-----------|------------------------|-------------------|--------------|---------------|-----------|---------------------------|
| | N.º de viviendas | N.º de habitantes | | | | N.º de viviendas | N.º de habitantes | | | | |
| | | Hombres | Mujeres | Total | % | | Hombres | Mujeres | Total | % | |
| D. Coiquén | 123 | 283 | 297 | 580 | — | 43 | 137 | 118 | 255 | — | 835 |
| » Las Garzas | 230 | 487 | 634 | 1121 | — | 40 | 104 | 176 | 340 | — | 1.461 |
| » El Membrillo | 142 | 330 | 482 | 812 | — | 87 | 265 | 233 | 498 | — | 1.310 |
| » Tenequén | 119 | 239 | 282 | 521 | — | 110 | 351 | 292 | 643 | — | 1.164 |
| » Paila | — | — | — | — | — | 36 | 103 | 116 | 219 | — | 219 |
| » Tocoatú | — | — | — | — | — | 61 | 176 | 169 | 345 | — | 345 |
| » Las Delicias | — | — | — | — | — | 27 | 76 | 77 | 153 | — | 153 |
| » Quilpolemu | — | — | — | — | — | 71 | 340 | 252 | 592 | — | 592 |
| » El Mansano | — | — | — | — | — | 106 | 328 | 343 | 671 | — | 671 |
| » Chanco | — | — | — | — | — | 93 | 270 | 258 | 528 | — | 528 |
| » San Miguel | — | — | — | — | — | 52 | 190 | 125 | 315 | — | 315 |
| » Santa Rosa | — | — | — | — | — | 98 | 282 | 324 | 606 | — | 606 |
| » Doñomuelo | — | — | — | — | — | 96 | 277 | 267 | 544 | — | 544 |
| » Calquín | — | — | — | — | — | 25 | 89 | 95 | 184 | — | 184 |
| » Chingulemu | — | — | — | — | — | 57 | 205 | 191 | 396 | — | 396 |
| » Culenco | — | — | — | — | — | 33 | 105 | 92 | 197 | — | 197 |
| » Huedque | — | — | — | — | — | 85 | 184 | 192 | 356 | — | 356 |
| » El Boido | — | — | — | — | — | 126 | 392 | 364 | 756 | — | 756 |
| » Curimaqui | — | — | — | — | — | 26 | 110 | 95 | 205 | — | 205 |
| Comuna Quirihue | 614 | 1.339 | 1.695 | 3.034 | 28 | 1.261 | 4.024 | 3.779 | 7.803 | 72 | 10.837 |
| D. Portezuelo | 117 | 248 | 300 | 548 | — | 108 | 314 | 267 | 581 | — | 1.129 |
| » La Estacada | — | — | — | — | — | 60 | 163 | 151 | 319 | — | 319 |
| » Quitento | — | — | — | — | — | 105 | 367 | 325 | 692 | — | 692 |
| » Membrillar | — | — | — | — | — | 160 | 556 | 448 | 1.004 | — | 1.004 |
| » Pultre | — | — | — | — | — | 171 | 563 | 488 | 1.056 | — | 1.056 |
| » Chudal | — | — | — | — | — | 137 | 431 | 383 | 814 | — | 814 |
| » Buenos Aires | — | — | — | — | — | 169 | 512 | 462 | 974 | — | 974 |
| » Trehuaco | — | — | — | — | — | 238 | 571 | 557 | 1.128 | — | 1.128 |
| » La Capilla | — | — | — | — | — | 138 | 452 | 406 | 898 | — | 898 |
| » Las Minas | — | — | — | — | — | 218 | 678 | 612 | 1.290 | — | 1.290 |
| » Trancoyán | — | — | — | — | — | 226 | 700 | 608 | 1.308 | — | 1.308 |
| Comuna Portezuelo | 117 | 248 | 300 | 548 | 5 | 1.727 | 5.357 | 4.707 | 10.064 | 95 | 10.612 |
| D. Ninhue | 114 | 269 | 287 | 556 | — | 137 | 428 | 404 | 832 | — | 1.388 |
| » Quitripin | — | — | — | — | — | 119 | 352 | 354 | 706 | — | 706 |

| Provincias, Departamentos, Comunas y Distritos | POBLACION URBANA | | | | | POBLACION RURAL | | | | | Total de habitantes |
|---|------------------------|-------------------|---------|--------|----|------------------------|-------------------|---------|--------|----|---------------------------|
| | N.º de viviendas | N.º de habitantes | | | | N.º de viviendas | N.º de habitantes | | | | |
| | | Hombres | Mujeres | Total | % | | Hombres | Mujeres | Total | % | |
| D. Pangué..... | — | — | — | — | — | 328 | 877 | 904 | 1.781 | — | 1.781 |
| » Peñaflores..... | — | — | — | — | — | 185 | 522 | 522 | 1.044 | — | 1.044 |
| » Talbuen..... | — | — | — | — | — | 138 | 505 | 440 | 945 | — | 945 |
| » Maitén..... | — | — | — | — | — | 71 | 215 | 215 | 430 | — | 430 |
| » Talbuan..... | — | — | — | — | — | 86 | 272 | 247 | 519 | — | 519 |
| Comuna Ninhue..... | 114 | 269 | 287 | 556 | 5 | 1.064 | 3.171 | 3.086 | 6.257 | 92 | 6.813 |
| D. Cobquecura..... | 59 | 117 | 177 | 294 | — | 140 | 341 | 441 | 782 | — | 1.076 |
| » Neñuto..... | — | — | — | — | — | 178 | 461 | 512 | 973 | — | 973 |
| » Tangu..... | — | — | — | — | — | 129 | 354 | 368 | 722 | — | 722 |
| » Buchupureo..... | — | — | — | — | — | 176 | 443 | 490 | 933 | — | 933 |
| » El Castillo..... | — | — | — | — | — | 51 | 134 | 133 | 267 | — | 267 |
| » Pullay..... | — | — | — | — | — | 70 | 181 | 191 | 372 | — | 372 |
| » Colmuyao..... | — | — | — | — | — | 74 | 171 | 196 | 367 | — | 367 |
| » Tomé Chico..... | — | — | — | — | — | 71 | 166 | 207 | 373 | — | 373 |
| » Boca Itata..... | — | — | — | — | — | 114 | 264 | 323 | 587 | — | 587 |
| Comuna Cobquecura..... | 59 | 117 | 177 | 294 | 5 | 1.012 | 2.515 | 2.861 | 5.376 | 95 | 5.670 |
| DEPARTAMENTO ITATA..... | 904 | 1.973 | 2.459 | 4.432 | 13 | 5.064 | 15.067 | 14.433 | 29.500 | 87 | 33.932 |
| D. La Unión..... | 176 | 380 | 503 | 883 | — | 53 | 161 | 155 | 316 | — | 1.197 |
| » La Paz..... | 696 | 1.514 | 1.963 | 3.477 | — | 31 | 83 | 72 | 160 | — | 3.631 |
| » Lihumávida..... | 244 | 549 | 702 | 1.251 | — | 76 | 239 | 241 | 480 | — | 1.736 |
| » Talcahuano..... | 243 | 550 | 691 | 1.241 | — | 181 | 546 | 539 | 1.085 | — | 2.329 |
| » Los Tribunales..... | 213 | 473 | 618 | 1.091 | — | 28 | 105 | 84 | 189 | — | 1.280 |
| » Aranco..... | 286 | 632 | 830 | 1.468 | — | 55 | 158 | 171 | 329 | — | 1.797 |
| » Penciahu..... | — | — | — | — | — | 319 | 1.200 | 966 | 2.166 | — | 2.166 |
| » Codaquén..... | — | — | — | — | — | 83 | 297 | 270 | 567 | — | 567 |
| » Toquiha..... | — | — | — | — | — | 114 | 334 | 346 | 680 | — | 680 |
| » Puyamávida..... | — | — | — | — | — | 205 | 618 | 605 | 1.223 | — | 1.223 |
| » Cocharcas..... | — | — | — | — | — | 281 | 1.001 | 971 | 1.972 | — | 1.972 |
| » Quileto..... | — | — | — | — | — | 131 | 384 | 341 | 725 | — | 725 |
| » Monte Blanco..... | — | — | — | — | — | 325 | 1.128 | 970 | 2.098 | — | 2.098 |
| » Gaona..... | — | — | — | — | — | 189 | 435 | 440 | 881 | — | 881 |
| Comuna San Carlos..... | 1.858 | 4.098 | 5.313 | 9.411 | 42 | 2.041 | 6.694 | 6.177 | 12.871 | 58 | 22.282 |
| D. Tuquilemu..... | 188 | 519 | 563 | 1.082 | — | 106 | 319 | 316 | 635 | — | 1.717 |
| » Agua Buena..... | — | — | — | — | — | 348 | 932 | 887 | 1.819 | — | 1.819 |
| » Buli..... | — | — | — | — | — | 143 | 481 | 442 | 923 | — | 923 |
| » Millaquén..... | — | — | — | — | — | 82 | 246 | 262 | 508 | — | 508 |
| » Niquén..... | — | — | — | — | — | 408 | 1.311 | 1.249 | 2.560 | — | 2.560 |
| » Colliguay..... | — | — | — | — | — | 120 | 421 | 411 | 832 | — | 832 |
| » Perquillauquén..... | — | — | — | — | — | 372 | 1.058 | 1.088 | 2.139 | — | 2.139 |
| » Paque..... | 74 | 208 | 256 | 554 | — | 68 | 237 | 209 | 446 | — | 1.000 |
| » Peñuelas..... | — | — | — | — | — | 148 | 458 | 461 | 919 | — | 919 |
| » El Rosario..... | — | — | — | — | — | 79 | 267 | 235 | 502 | — | 502 |
| » Diseminados..... | — | — | — | — | — | 30 | 92 | 81 | 173 | — | 173 |
| Comuna Niquén..... | 262 | 817 | 819 | 1.636 | 12 | 1.904 | 5.829 | 5.636 | 11.456 | 88 | 13.092 |
| D. Alico..... | 115 | 207 | 327 | 534 | — | 205 | 586 | 560 | 1.146 | — | 1.680 |
| » Los Sauces..... | — | — | — | — | — | 43 | 135 | 116 | 251 | — | 251 |
| » San Antonio..... | — | — | — | — | — | 267 | 958 | 914 | 1.872 | — | 1.872 |
| » Cachapoal..... | — | — | — | — | — | 109 | 304 | 377 | 771 | — | 771 |
| » Quihua..... | — | — | — | — | — | 308 | 940 | 940 | 1.880 | — | 1.880 |
| Comuna San Fabián..... | 115 | 207 | 327 | 534 | 8 | 932 | 3.022 | 2.907 | 5.929 | 92 | 6.463 |
| D. Coipén..... | — | — | — | — | — | 259 | 943 | 848 | 1.791 | — | 1.791 |
| » San Nicolás..... | 44 | 149 | 145 | 294 | — | 201 | 658 | 649 | 1.307 | — | 1.601 |
| » Curico..... | — | — | — | — | — | 174 | 532 | 492 | 1.024 | — | 1.024 |
| » El Ala..... | — | — | — | — | — | 46 | 252 | 168 | 420 | — | 420 |
| » Dadiuco..... | — | — | — | — | — | 178 | 743 | 473 | 1.216 | — | 1.216 |
| » Cocharcas..... | — | — | — | — | — | 147 | 647 | 462 | 1.109 | — | 1.109 |
| » Lillahue..... | — | — | — | — | — | 179 | 705 | 533 | 1.238 | — | 1.238 |
| Comuna San Nicolás..... | 44 | 149 | 145 | 294 | 4 | 1.184 | 4.480 | 3.625 | 8.105 | 96 | 8.399 |
| DEPARTAMENTO SAN CARLOS..... | 2.279 | 5.271 | 6.604 | 11.875 | 24 | 6.061 | 20.016 | 18.345 | 38.361 | 76 | 50.236 |
| D. O'Higgins..... | 904 | 2.186 | 2.506 | 4.782 | — | — | — | — | — | — | 4.782 |
| » General Lagos..... | 1.143 | 2.784 | 3.354 | 6.138 | — | — | — | — | — | — | 6.138 |
| » Sargento Aldea..... | 1.081 | 2.525 | 3.138 | 5.663 | — | — | — | — | — | — | 5.663 |
| » Victoria..... | 1.084 | 2.245 | 2.945 | 5.190 | — | — | — | — | — | — | 5.190 |
| » Cementerio Viejo..... | 556 | 1.395 | 1.457 | 2.852 | — | — | — | — | — | — | 2.856 |
| » Vega de Jiménez..... | 988 | 2.228 | 2.563 | 4.791 | — | — | — | — | — | — | 4.791 |
| » Hospital..... | 722 | 1.879 | 2.122 | 4.001 | — | 5 | 49 | 14 | 63 | — | 4.064 |
| » Chillán Viejo..... | 709 | 1.670 | 1.918 | 3.588 | — | 135 | 347 | 375 | 722 | — | 4.310 |
| » Maipón..... | 566 | 1.417 | 1.637 | 3.054 | — | 74 | 275 | 212 | 487 | — | 3.541 |
| » Nuble..... | 532 | 1.433 | 1.390 | 2.823 | — | 139 | 610 | 414 | 1.024 | — | 3.847 |
| » Campos de Aviación..... | 706 | 1.661 | 1.876 | 3.537 | — | 163 | 651 | 514 | 1.165 | — | 4.702 |
| » Los Guindos..... | — | — | — | — | — | 190 | 460 | 375 | 835 | — | 835 |
| » La Capilla..... | — | — | — | — | — | 216 | 844 | 661 | 1.505 | — | 1.505 |
| » Cato..... | — | — | — | — | — | 87 | 202 | 174 | 376 | — | 376 |
| » Chacayal..... | — | — | — | — | — | 83 | 339 | 286 | 625 | — | 625 |
| » Quilmo..... | — | — | — | — | — | 42 | 400 | 123 | 523 | — | 523 |
| » Nebuco..... | — | — | — | — | — | 150 | 551 | 444 | 995 | — | 995 |
| » Colliguay..... | — | — | — | — | — | 383 | 1.188 | 1.104 | 2.290 | — | 2.290 |
| » Huechupin..... | — | — | — | — | — | 402 | 1.240 | 1.154 | 2.394 | — | 2.394 |
| » El Huape..... | — | — | — | — | — | 319 | 1.139 | 932 | 2.071 | — | 2.071 |
| » Censo Ferroviario..... | — | — | — | — | — | — | 17 | 24 | 41 | — | 41 |
| Comuna Chillán..... | 8.991 | 21.423 | 24.996 | 46.419 | 75 | 2.298 | 8.319 | 6.806 | 15.116 | 25 | 61.535 |
| D. Río Chillán..... | — | — | — | — | — | 227 | 806 | 659 | 1.465 | — | 1.465 |
| » Pichilluanco..... | — | — | — | — | — | 34 | 97 | 101 | 198 | — | 198 |
| » Llanuco..... | — | — | — | — | — | 36 | 124 | 101 | 225 | — | 225 |
| » Larqui..... | — | — | — | — | — | 39 | 138 | 113 | 251 | — | 251 |
| » Pinto..... | 167 | 371 | 486 | 857 | — | 248 | 761 | 728 | 1.489 | — | 2.348 |
| » Canelos..... | — | — | — | — | — | 185 | 423 | 427 | 850 | — | 850 |
| » Bandial..... | — | — | — | — | — | 111 | 391 | 373 | 764 | — | 764 |
| » Chacay..... | — | — | — | — | — | 160 | 526 | 439 | 965 | — | 965 |
| » Invernada..... | — | — | — | — | — | 113 | 458 | 326 | 784 | — | 784 |
| Comuna Pinto..... | 167 | 371 | 486 | 857 | 11 | 1.103 | 3.724 | 3.267 | 6.991 | 89 | 7.848 |
| D. Coihueco..... | 343 | 741 | 876 | 1.617 | — | 137 | 427 | 399 | 826 | — | 2.443 |
| » Vegas de Niblinto..... | — | — | — | — | — | 259 | 727 | 602 | 1.529 | — | 1.529 |
| » Tanilboro..... | — | — | — | — | — | 477 | 1.501 | 1.428 | 2.929 | — | 2.929 |
| » Miraflores..... | — | — | — | — | — | 232 | 666 | 640 | 1.306 | — | 1.306 |
| » Retiro..... | — | — | — | — | — | 147 | 433 | 392 | 825 | — | 825 |
| » Niblinto 1.º..... | — | — | — | — | — | 19 | 61 | 50 | 111 | — | 111 |
| » Niblinto 2.º..... | — | — | — | — | — | 148 | 454 | 453 | 907 | — | 907 |
| » Niblinto 3.º..... | — | — | — | — | — | 14 | 65 | 36 | 101 | — | 101 |
| » Flores..... | — | — | — | — | — | 74 | 280 | 253 | 533 | — | 533 |

| Provincias, Departamentos, Comunas y Distritos | POBLACION URBANA | | | | | POBLACION RURAL | | | | | Total de habitantes |
|---|------------------------|-------------------|---------------|---------------|-----------|------------------------|-------------------|---------------|----------------|-----------|---------------------------|
| | N.º de viviendas | N.º de habitantes | | | | N.º de viviendas | N.º de habitantes | | | | |
| | | Hombres | Mujeres | Total | % | | Hombres | Mujeres | Total | % | |
| D. Alico (Ant. 2.º) | | | | | | 241 | 916 | 732 | 1.618 | | 1.618 |
| » Bustamante | | | | | | 137 | 448 | 302 | 838 | | 838 |
| » Alico (Ant. 4.º) | | | | | | 150 | 620 | 506 | 1.126 | | 1.126 |
| » Chacayal de Zafartu | | | | | | 28 | 107 | 114 | 221 | | 221 |
| » Reloca | | | | | | 251 | 886 | 764 | 1.650 | | 1.650 |
| » Talquipén | | | | | | 87 | 323 | 283 | 608 | | 608 |
| Comuna Colhuenco | 343 | 741 | 876 | 1.617 | 10 | 2.401 | 7.914 | 7.244 | 15.158 | 90 | 16.775 |
| DEPARTAMENTO CHILLAN | 9.581 | 22.535 | 26.358 | 48.893 | 57 | 5.802 | 19.948 | 17.317 | 37.265 | 43 | 86.158 |
| D. Pite | 20 | 69 | 62 | 130 | | 73 | 360 | 243 | 603 | | 733 |
| » Bulnes | 439 | 994 | 1.273 | 2.267 | | | | | | | 2.267 |
| » Las Bodogas | 504 | 1.139 | 1.424 | 2.563 | | | | | | | 2.620 |
| » Gallipavo | | | | | | 14 | 32 | 35 | 67 | | 67 |
| » Rinconada de Colón | | | | | | 87 | 264 | 257 | 521 | | 521 |
| » El Roble | | | | | | 21 | 68 | 72 | 140 | | 140 |
| » Epinal | | | | | | 121 | 487 | 415 | 902 | | 902 |
| » Santa Clara | | | | | | 70 | 238 | 201 | 439 | | 439 |
| » Pal-Pal | | | | | | 237 | 810 | 773 | 1.583 | | 1.583 |
| » Agua Buena | | | | | | 28 | 100 | 83 | 183 | | 183 |
| » Colón | | | | | | 411 | 1.593 | 1.290 | 2.883 | | 2.883 |
| » Larqui | | | | | | 66 | 227 | 193 | 420 | | 420 |
| | | | | | | 75 | 243 | 210 | 453 | | 453 |
| Comuna Bulnes | 963 | 2.201 | 2.759 | 4.960 | 38 | 1.203 | 4.422 | 3.772 | 8.194 | 62 | 13.154 |
| D. San Ignacio | 244 | 517 | 663 | 1.180 | | 310 | 951 | 911 | 1.862 | | 3.042 |
| » San Miguel | | | | | | 357 | 924 | 939 | 1.863 | | 1.863 |
| » Zapallar | | | | | | 56 | 160 | 163 | 323 | | 323 |
| » Santa Juana | | | | | | 153 | 436 | 419 | 855 | | 855 |
| » Carrizalillo | | | | | | 531 | 1.636 | 1.557 | 3.193 | | 3.193 |
| » San Javier | | | | | | 432 | 1.476 | 1.360 | 2.836 | | 2.836 |
| Comuna San Ignacio | 244 | 517 | 663 | 1.180 | 10 | 1.839 | 5.583 | 5.349 | 10.932 | 90 | 12.112 |
| D. Quillón | 196 | 478 | 506 | 985 | | 84 | 272 | 246 | 518 | | 1.503 |
| » Bañal | | | | | | 85 | 274 | 263 | 537 | | 537 |
| » Coyanco | | | | | | 256 | 855 | 763 | 1.618 | | 1.618 |
| » Nitrihue | | | | | | 112 | 344 | 281 | 625 | | 625 |
| » Santa Ana | | | | | | 117 | 402 | 372 | 774 | | 774 |
| » Cerro Negro | | | | | | 251 | 756 | 779 | 1.535 | | 2.629 |
| » Huenucheo | 195 | 530 | 564 | 1.094 | | 93 | 343 | 295 | 638 | | 638 |
| » Paso Hondo | | | | | | 81 | 320 | 259 | 579 | | 579 |
| » Chancal | | | | | | 107 | 346 | 313 | 659 | | 659 |
| Comuna Quillón | 391 | 1.009 | 1.070 | 2.079 | 22 | 1.186 | 3.912 | 3.571 | 7.483 | 78 | 9.562 |
| DEPARTAMENTO BULNES | 1.598 | 3.727 | 4.492 | 8.219 | 24 | 4.228 | 13.917 | 12.692 | 26.609 | 76 | 34.828 |
| D. Mercado | 218 | 540 | 687 | 1.227 | | 1 | 2 | 1 | 3 | | 1.230 |
| » Panqueco | 429 | 989 | 1.287 | 2.276 | | | | | | | 2.276 |
| » El Pedregal | 16 | 40 | 38 | 78 | | 66 | 204 | 193 | 397 | | 475 |
| » San José | | | | | | 51 | 161 | 158 | 319 | | 319 |
| » Nipileo | 5 | 19 | 11 | 30 | | | | | | | 30 |
| » Cholguán | | | | | | 39 | 144 | 112 | 256 | | 256 |
| » Santa Eulogia | | | | | | 8 | 40 | 30 | 70 | | 70 |
| » Panquequillo | 12 | 27 | 33 | 60 | | 108 | 309 | 321 | 630 | | 660 |
| » San Antonio | | | | | | 129 | 371 | 408 | 779 | | 779 |
| » Las Cruces | | | | | | 149 | 482 | 449 | 931 | | 931 |
| » Trilaleo | | | | | | 55 | 183 | 156 | 339 | | 339 |
| » El Hueque | | | | | | 105 | 328 | 294 | 622 | | 622 |
| » Graneros | | | | | | 81 | 291 | 249 | 540 | | 540 |
| » Los Fuquios | | | | | | 84 | 289 | 244 | 533 | | 533 |
| » Lo Bastidas | | | | | | 102 | 315 | 298 | 613 | | 613 |
| » Pangal del Laja | | | | | | 126 | 270 | 307 | 577 | | 577 |
| Comuna Yungay | 680 | 1.615 | 2.056 | 3.671 | 36 | 1.104 | 3.389 | 3.220 | 6.609 | 64 | 10.280 |
| D. Ateuco | | | | | | 32 | 102 | 115 | 217 | | 217 |
| » Pemuco | 323 | 725 | 978 | 1.703 | | | | | | | 1.703 |
| » Canelillo | | | | | | 236 | 860 | 880 | 1.740 | | 1.740 |
| » San Luis de Pal-Pal | | | | | | 33 | 142 | 125 | 267 | | 267 |
| » Loma Angosta | | | | | | 90 | 313 | 275 | 588 | | 588 |
| » Culenco | | | | | | 99 | 356 | 292 | 648 | | 648 |
| » Relbún | | | | | | 64 | 317 | 268 | 585 | | 585 |
| » Itata | | | | | | 208 | 675 | 658 | 1.333 | | 1.333 |
| Comuna Pemuco | 323 | 725 | 978 | 1.703 | 24 | 762 | 2.765 | 2.613 | 5.378 | 76 | 7.081 |
| D. El Carmen | 228 | 526 | 646 | 1.172 | | | | | | | 1.172 |
| » Molino Quemado | | | | | | 159 | 500 | 468 | 968 | | 968 |
| » El Hornó | | | | | | 127 | 411 | 382 | 793 | | 793 |
| » Chamisal | | | | | | 235 | 806 | 797 | 1.603 | | 1.603 |
| » Monte Blanco | | | | | | 154 | 454 | 431 | 885 | | 885 |
| » Rinconada | | | | | | 101 | 321 | 326 | 647 | | 647 |
| » San Vicente | | | | | | 296 | 971 | 925 | 1.896 | | 1.896 |
| » Temuco | | | | | | 144 | 631 | 498 | 1.129 | | 1.129 |
| » La Capilla | | | | | | 284 | 1.006 | 981 | 1.987 | | 1.987 |
| Comuna El Carmen | 228 | 526 | 646 | 1.172 | 11 | 1.500 | 5.100 | 4.308 | 9.908 | 89 | 11.080 |
| D. Tucapel | 131 | 326 | 384 | 710 | | 158 | 509 | 423 | 932 | | 1.642 |
| » Las Lomas | | | | | | 73 | 236 | 219 | 455 | | 455 |
| » Huoqueto | | | | | | 241 | 675 | 723 | 1.398 | | 1.398 |
| » R-fico | | | | | | 58 | 227 | 201 | 428 | | 428 |
| » Huopil Bajo | | | | | | 45 | 145 | 157 | 302 | | 302 |
| » Huopil Alto | | | | | | 155 | 570 | 525 | 1.095 | | 1.095 |
| » Rucamanqui | | | | | | 250 | 1.010 | 823 | 1.833 | | 1.833 |
| » Trupan | | | | | | 157 | 417 | 423 | 840 | | 840 |
| » La Meseta | | | | | | 57 | 176 | 163 | 344 | | 344 |
| » Polcura | | | | | | 199 | 664 | 589 | 1.253 | | 1.253 |
| Comuna Tucapel | 131 | 326 | 384 | 710 | 7 | 1.392 | 4.629 | 4.251 | 8.880 | 93 | 9.590 |
| DEPARTAMENTO YUNGAY | 1.362 | 3.192 | 4.064 | 7.256 | 19 | 4.759 | 15.883 | 14.892 | 30.775 | 81 | 38.031 |
| PROVINCIA DE ÑUBLE | 15.644 | 36.698 | 43.977 | 80.675 | 33 | 25.914 | 84.831 | 77.709 | 162.510 | 67 | 243.185 |

POBLACION URBANA Y RURAL, CON DISTINCION DEL SEXO POR PROVINCIAS,
DEPARTAMENTOS, COMUNAS Y DISTRITOS.

PROVINCIA DE CONCEPCION

| Provincias, Departamentos, Comunas y Distritos | POBLACION URBANA | | | | | POBLACION RURAL | | | | | Total de habitantes |
|---|------------------------|-------------------|---------|--------|-----|------------------------|-------------------|---------|--------|----|---------------------------|
| | N.º de viviendas | N.º de habitantes | | | | N.º de viviendas | N.º de habitantes | | | | |
| | | Hombres | Mujeres | Total | % | | Hombres | Mujeres | Total | % | |
| D. Puerto | 021 | 2.187 | 2.616 | 4.803 | — | — | — | — | — | — | 4.803 |
| D. Tomé..... | 317 | 802 | 912 | 1.714 | — | — | — | — | — | — | 1.714 |
| D. Infernillo | — | — | — | — | 23 | 61 | 72 | 133 | — | — | 133 |
| D. Arrayán | — | — | — | — | 8 | 35 | 18 | 53 | — | — | 53 |
| D. Loma Alta | — | — | — | — | 5 | 18 | 11 | 29 | — | — | 29 |
| D. Coroney | — | — | — | — | 30 | 85 | 53 | 138 | — | — | 138 |
| D. Punta de Parra | — | — | — | — | 268 | 542 | 680 | 1.222 | — | — | 1.222 |
| D. Caracol | 240 | 452 | 592 | 1.044 | — | — | — | — | — | — | 1.044 |
| D. El Morro | 600 | 1.385 | 1.789 | 3.124 | 15 | 49 | 42 | 91 | — | — | 3.215 |
| D. Rahiue | 191 | 517 | 564 | 1.081 | — | — | — | — | — | — | 1.081 |
| D. Los Minerales | — | — | — | — | 57 | 173 | 161 | 334 | — | — | 334 |
| D. Los Frutillares | — | — | — | — | 111 | 272 | 285 | 557 | — | — | 557 |
| D. Collumo | — | — | — | — | 75 | 358 | 309 | 667 | — | — | 667 |
| D. Dichato..... | — | — | — | — | 77 | 211 | 217 | 428 | — | — | 428 |
| D. Quemasones | — | — | — | — | 48 | 171 | 144 | 315 | — | — | 315 |
| D. Canoas | — | — | — | — | 35 | 101 | 100 | 201 | — | — | 201 |
| D. Vegas de Itata | — | — | — | — | 48 | 112 | 121 | 233 | — | — | 233 |
| D. Graneros | — | — | — | — | 55 | 144 | 104 | 248 | — | — | 248 |
| D. Perales | — | — | — | — | 60 | 162 | 177 | 339 | — | — | 339 |
| D. Purená | — | — | — | — | 25 | 70 | 63 | 133 | — | — | 133 |
| D. Puda..... | — | — | — | — | 9 | 23 | 22 | 45 | — | — | 45 |
| D. Conuco..... | — | — | — | — | 87 | 290 | 261 | 551 | — | — | 551 |
| D. S. Antonio | — | — | — | — | 87 | 297 | 281 | 578 | — | — | 578 |
| D. Rafael | — | — | — | — | 140 | 348 | 392 | 740 | — | — | 740 |
| D. Peñihue..... | — | — | — | — | 15 | 43 | 34 | 77 | — | — | 77 |
| D. Ranguelmo | — | — | — | — | 13 | 50 | 35 | 85 | — | — | 85 |
| D. Las Animas | — | — | — | — | 44 | 133 | 112 | 245 | — | — | 245 |
| D. Cheuque | — | — | — | — | 66 | 195 | 179 | 374 | — | — | 374 |
| D. Culenco..... | — | — | — | — | 88 | 278 | 239 | 517 | — | — | 517 |
| D. Rínco..... | — | — | — | — | 35 | 83 | 92 | 175 | — | — | 175 |
| D. Potreros | — | — | — | — | 30 | 51 | 55 | 106 | — | — | 106 |
| D. Cieneguillas | — | — | — | — | 15 | 56 | 47 | 103 | — | — | 103 |
| Bahía | — | — | — | — | — | 224 | 25 | 249 | — | — | 249 |
| Comuna Tomé | 2.269 | 5.243 | 6.433 | 11.766 | 57 | 1.553 | 4.635 | 4.331 | 8.966 | 43 | 20.732 |
| D. Coelemu | 551 | 1.252 | 1.572 | 2.824 | — | 149 | 484 | 399 | 883 | — | 3.707 |
| D. Totoral..... | — | — | — | — | 105 | 399 | 290 | 689 | — | — | 689 |
| D. Piramávida..... | — | — | — | — | 173 | 509 | 436 | 945 | — | — | 945 |
| D. Quilquén | — | — | — | — | 14 | 55 | 43 | 98 | — | — | 98 |
| D. Ñipas..... | — | — | — | — | 79 | 250 | 219 | 469 | — | — | 469 |
| D. Valle Hermoso | — | — | — | — | 53 | 172 | 132 | 304 | — | — | 304 |
| D. Majuelo | — | — | — | — | 52 | 170 | 147 | 317 | — | — | 317 |
| D. El Peral | — | — | — | — | 170 | 430 | 430 | 860 | — | — | 860 |
| D. Coleral | — | — | — | — | 115 | 307 | 300 | 607 | — | — | 607 |
| D. Vegas de Concha..... | — | — | — | — | 36 | 120 | 82 | 202 | — | — | 202 |
| D. Navas..... | — | — | — | — | 35 | 102 | 107 | 209 | — | — | 209 |
| D. S. Juan | — | — | — | — | 39 | 139 | 196 | 245 | — | — | 245 |
| D. Agua Buena | — | — | — | — | 184 | 490 | 504 | 994 | — | — | 994 |
| D. Ránquil..... | — | — | — | — | 120 | 389 | 343 | 732 | — | — | 732 |
| D. Bularco | — | — | — | — | 72 | 275 | 195 | 470 | — | — | 470 |
| D. Checura | — | — | — | — | 137 | 486 | 408 | 894 | — | — | 894 |
| D. Camarico | — | — | — | — | 106 | 411 | 350 | 761 | — | — | 761 |
| D. Tablón | — | — | — | — | 96 | 348 | 325 | 673 | — | — | 673 |
| D. Meipo..... | — | — | — | — | 19 | 41 | 37 | 78 | — | — | 78 |
| D. Montenegro | — | — | — | — | 12 | 46 | 29 | 75 | — | — | 75 |
| D. Chupallar | — | — | — | — | 65 | 209 | 195 | 404 | — | — | 404 |
| Comuna Coelemu | 551 | 1.252 | 1.572 | 2.824 | 21 | 1.831 | 5.822 | 5.077 | 10.899 | 79 | 13.723 |
| DEPARTAMENTO TOME..... | 2.320 | 6.595 | 7.995 | 14.590 | 42 | 2.384 | 10.457 | 9.408 | 19.865 | 56 | 24.455 |

| Provincias, Departamentos, Comunas y Distritos | POBLACION URBANA | | | | | POBLACION RURAL | | | | | Total de habitantes |
|---|------------------|-------------------|---------------|----------------|-----------|------------------|-------------------|--------------|---------------|-----------|---------------------|
| | N.º de viviendas | N.º de habitantes | | | % | N.º de viviendas | N.º de habitantes | | | % | |
| | | Hombres | Mujeres | Total | | | Hombres | Mujeres | Total | | |
| D. La Escuela | 1.441 | 3.494 | 3.942 | 7.436 | | | | | | | 7.436 |
| D. Las Bodegas..... | 122 | 305 | 353 | 658 | | | | | | | 658 |
| D. El Centinela..... | 1.210 | 2.856 | 3.285 | 6.171 | | 74 | 199 | 197 | 396 | | 6.567 |
| D. Tumbes..... | 360 | 1.947 | 1.148 | 3.095 | | 186 | 1.102 | 510 | 1.612 | | 4.707 |
| D. El Centro | 116 | 247 | 324 | 571 | | | | | | | 571 |
| D. Plaza de Armas | 1.208 | 2.819 | 3.400 | 6.279 | | | | | | | 6.279 |
| D. Colón..... | 598 | 1.360 | 1.529 | 2.889 | | | | | | | 2.889 |
| D. El Portón..... | 1.299 | 2.892 | 3.479 | 6.371 | | | | | | | 6.371 |
| D. Las Salinas | 619 | 1.602 | 1.724 | 3.326 | | 54 | 154 | 160 | 314 | | 3.640 |
| D. Huapién | | | | | | 87 | 259 | 239 | 498 | | 498 |
| D. Chepe | | | | | | 193 | 637 | 518 | 1.155 | | 1.155 |
| D. Curriel..... | | | | | | 61 | 188 | 168 | 356 | | 356 |
| D. La Pólvora | | | | | | 33 | 98 | 113 | 211 | | 211 |
| Bahía | | | | | | | 198 | | 198 | | 198 |
| Comuna Talcahuano | 6.973 | 17.552 | 19.244 | 36.796 | 89 | 688 | 2.835 | 1.905 | 4.740 | 11 | 41.536 |
| DEPARTAMENTO TALCAHUANO | 6.973 | 17.552 | 19.244 | 36.796 | 89 | 688 | 2.835 | 1.905 | 4.740 | 11 | 41.536 |
| D. El Mercado | 278 | 809 | 819 | 1.628 | | | | | | | 1.628 |
| D. El Comercio | 389 | 1.003 | 1.230 | 2.233 | | | | | | | 2.233 |
| D. Las Monjas | 447 | 927 | 1.241 | 2.168 | | | | | | | 2.168 |
| D. El Buen Pastor..... | 369 | 837 | 1.073 | 1.910 | | | | | | | 1.910 |
| D. San Francisco | 452 | 1.087 | 1.324 | 2.411 | | | | | | | 2.411 |
| D. Alameda Vieja | 585 | 1.532 | 1.792 | 3.324 | | | | | | | 3.324 |
| D. El Ferrocarril..... | 721 | 1.894 | 2.032 | 3.926 | | | | | | | 3.926 |
| D. Las Vegas | 3.179 | 8.219 | 9.240 | 17.459 | | | | | | | 17.459 |
| D. El Club | 63 | 179 | 279 | 458 | | | | | | | 458 |
| D. El Ovalo | 114 | 282 | 483 | 765 | | | | | | | 765 |
| D. El Convento | 142 | 356 | 554 | 910 | | | | | | | 910 |
| D. El Hospicio | 169 | 542 | 800 | 1.342 | | | | | | | 1.342 |
| D. La Artillería | 188 | 521 | 519 | 1.040 | | | | | | | 1.040 |
| D. La Puntilla | 631 | 1.828 | 1.894 | 3.522 | | | | | | | 3.522 |
| D. Agua de las Niñas..... | 1.020 | 2.493 | 2.982 | 5.475 | | | | | | | 5.475 |
| D. El Liceo | 258 | 662 | 859 | 1.531 | | | | | | | 1.531 |
| D. La Curtiembre | 248 | 615 | 863 | 1.478 | | | | | | | 1.478 |
| D. La Toma | 348 | 815 | 1.205 | 2.020 | | | | | | | 2.020 |
| D. Los Manzanos | 306 | 869 | 1.130 | 1.999 | | | | | | | 1.999 |
| D. El Hospital | 146 | 382 | 477 | 839 | | | | | | | 839 |
| D. Plaza de Armas | 779 | 1.775 | 2.233 | 4.008 | | | | | | | 4.008 |
| D. Polanco | 846 | 1.531 | 1.957 | 3.488 | | | | | | | 3.488 |
| D. El Teatro | 816 | 1.934 | 2.357 | 4.291 | | | | | | | 4.291 |
| D. Las Tres Pascualas..... | 929 | 2.079 | 2.704 | 4.783 | | | | | | | 4.783 |
| D. El Orexanal | 572 | 1.371 | 1.901 | 3.272 | | | | | | | 3.272 |
| D. Chillancito | 678 | 1.639 | 2.093 | 3.732 | | | | | | | 3.732 |
| D. Agua Negra | 739 | 1.824 | 2.149 | 3.773 | | | | | | | 3.773 |
| D. El Paradero..... | 542 | 1.573 | 1.800 | 3.379 | | 314 | 811 | 871 | 1.682 | | 5.061 |
| D. Lonco | | | | | | 101 | 262 | 322 | 584 | | 584 |
| D. Puchacay | 281 | 1.232 | 796 | 2.028 | | 61 | 619 | 118 | 737 | | 2.765 |
| D. El Valle | | | | | | 33 | 90 | 79 | 169 | | 169 |
| Comuna Concepción | 16.093 | 40.590 | 48.602 | 89.192 | 97 | 509 | 1.782 | 1.390 | 3.172 | 3 | 92.364 |
| D. Las Ulloas | | | | | | 140 | 113 | 367 | 890 | | 890 |
| D. Margaritas | | | | | | 45 | 129 | 110 | 239 | | 239 |
| D. Pataguas..... | | | | | | 23 | 67 | 60 | 127 | | 127 |
| D. Dilmens | | | | | | 41 | 116 | 109 | 226 | | 226 |
| D. Chaimávida..... | | | | | | 91 | 355 | 256 | 611 | | 611 |
| D. El Pueblo | 1.110 | 3.209 | 3.504 | 6.803 | | 79 | 221 | 205 | 426 | | 7.229 |
| D. Lirquén | 214 | 642 | 484 | 1.126 | | 484 | 1.485 | 1.092 | 2.577 | | 3.703 |
| D. Coihueco..... | | | | | | 75 | 252 | 223 | 476 | | 476 |
| D. Andallen | | | | | | 321 | 1.015 | 740 | 1.765 | | 1.765 |
| Comuna Penco | 1.324 | 3.941 | 3.988 | 7.929 | 52 | 1.299 | 4.153 | 3.162 | 7.315 | 48 | 15.244 |
| D. El Pueblo | 439 | 890 | 1.237 | 2.127 | | | | | | | 2.127 |
| D. El Aguila | | | | | | 82 | 234 | 221 | 455 | | 455 |
| D. Pichaco | | | | | | 147 | 404 | 431 | 835 | | 835 |
| D. Diualemú | | | | | | 72 | 241 | 214 | 455 | | 455 |
| D. Millahue | | | | | | 89 | 307 | 284 | 591 | | 591 |
| D. San Onofre | | | | | | 162 | 525 | 433 | 958 | | 958 |
| D. Quilacoya | | | | | | 83 | 216 | 220 | 436 | | 436 |
| Comuna Hualqui | 439 | 890 | 1.237 | 2.127 | 36 | 635 | 1.927 | 1.803 | 3.730 | 64 | 5.857 |
| D. Llucara | 92 | 231 | 239 | 470 | | 86 | 286 | 236 | 522 | | 992 |
| D. Las Palmas | 104 | 285 | 293 | 558 | | 75 | 287 | 185 | 472 | | 1.030 |
| D. Panquehua | | | | | | 161 | 716 | 472 | 1.188 | | 1.188 |
| D. Trecacura | | | | | | 103 | 352 | 268 | 620 | | 620 |
| D. Quebrada de Rillos | | | | | | 159 | 522 | 437 | 959 | | 959 |
| D. San Joaquín | | | | | | 69 | 232 | 209 | 441 | | 441 |
| D. Caipo | | | | | | 40 | 139 | 114 | 253 | | 253 |
| D. Quirileo | | | | | | 95 | 389 | 324 | 662 | | 662 |
| D. Pehinhueque | | | | | | 72 | 186 | 211 | 397 | | 397 |
| D. El Rosario | | | | | | 69 | 254 | 189 | 443 | | 443 |
| D. Hornillos..... | | | | | | 32 | 124 | 105 | 229 | | 229 |
| D. Camarico | | | | | | 62 | 229 | 193 | 422 | | 422 |
| D. Dibueno | | | | | | 47 | 160 | 154 | 314 | | 314 |
| D. El Ciego | | | | | | 31 | 96 | 86 | 182 | | 182 |
| Comuna Florida | 196 | 496 | 532 | 1.028 | 13 | 1.092 | 3.921 | 3.183 | 7.104 | 97 | 8.132 |
| DEPARTAMENTO CONCEPCION | 18.052 | 45.917 | 54.359 | 100.276 | 82 | 3.535 | 11.783 | 9.538 | 21.321 | 18 | 121.597 |

| Provincias, Departamentos, Comunas y Distritos | POBLACION URBANA | | | | | POBLACION RURAL | | | | | Total de habitantes |
|---|------------------------|-------------------|----------------|----------------|-----------|------------------------|-------------------|---------------|---------------|-----------|---------------------------|
| | N.º de viviendas | N.º de habitantes | | | % | N.º de viviendas | N.º de habitantes | | | % | |
| | | Hombres | Mujeres | Total | | | Hombres | Mujeres | Total | | |
| D. Bío-Bío | | | | | | 42 | 133 | 143 | 276 | | 276 |
| D. California | | | | | | 72 | 151 | 162 | 313 | | 313 |
| D. Loma Colorada | | | | | | 87 | 162 | 149 | 311 | | 311 |
| D. Moradas | | | | | | 78 | 252 | 188 | 440 | | 440 |
| D. Buen Retiro | | | | | | 69 | 215 | 231 | 476 | | 476 |
| D. Minas Schwager | | | | | | 1.595 | 4.363 | 4.032 | 8.395 | | 8.890 |
| D. Merquín | 1.740 | 4.430 | 4.312 | 8.751 | | | | | | | 8.751 |
| D. Coreoavado | 1.162 | 2.843 | 3.205 | 6.048 | | | | | | | 6.684 |
| D. Calabozo | | | | | | 114 | 309 | 327 | 636 | | 636 |
| D. Playa Blanca | | | | | | 42 | 120 | 114 | 234 | | 234 |
| Bahía | | | | | | 106 | 263 | 231 | 519 | | 519 |
| | | | | | | | 160 | 3 | 163 | | 163 |
| Comuna Coronel | 3.160 | 8.044 | 8.220 | 16.264 | 58 | 2.174 | 6.163 | 5.600 | 11.763 | 42 | 28.027 |
| D. Chambeque | 2.040 | 7.254 | 6.419 | 13.673 | | 105 | 415 | 326 | 741 | | 14.414 |
| D. Fuerte Viejo | 1.865 | 8.884 | 8.560 | 17.414 | | 85 | 327 | 283 | 610 | | 18.024 |
| D. Colcura | | | | | | 88 | 204 | 193 | 397 | | 397 |
| D. Larquete | | | | | | 78 | 229 | 287 | 476 | | 476 |
| D. Palco | | | | | | 41 | 128 | 133 | 261 | | 261 |
| D. Patagual | | | | | | 56 | 148 | 149 | 297 | | 297 |
| D. Pilco | | | | | | 60 | 177 | 151 | 328 | | 328 |
| Diseminados | | | | | | | 10 | 5 | 15 | | 15 |
| Bahía | | | | | | | 252 | 1 | 253 | | 253 |
| Comuna Lota | 3.905 | 16.108 | 14.979 | 31.087 | 90 | 503 | 1.890 | 1.468 | 3.358 | 10 | 34.445 |
| D. Recinto | 158 | 360 | 482 | 842 | | 19 | 69 | 58 | 127 | | 969 |
| D. Tricauco | | | | | | 62 | 154 | 169 | 323 | | 323 |
| D. Huallerehue | | | | | | 131 | 352 | 379 | 731 | | 731 |
| D. Curali | | | | | | 101 | 337 | 316 | 653 | | 653 |
| D. Pichio | 91 | 174 | 294 | 468 | | 32 | 100 | 75 | 175 | | 643 |
| D. Paso Hondo | | | | | | 37 | 123 | 135 | 258 | | 258 |
| D. Poduco | | | | | | 138 | 414 | 416 | 830 | | 830 |
| D. San Gerónimo | | | | | | 103 | 344 | 306 | 650 | | 650 |
| D. Explorado | | | | | | 106 | 443 | 383 | 826 | | 826 |
| D. Colico | | | | | | 194 | 649 | 687 | 1.336 | | 1.336 |
| D. Tanahuillán | | | | | | 78 | 238 | 261 | 499 | | 499 |
| D. Curamávica | | | | | | 228 | 714 | 709 | 1.423 | | 1.423 |
| Comuna Santa Juana | 249 | 534 | 776 | 1.310 | 14 | 1.229 | 3.937 | 3.894 | 7.831 | 86 | 9.141 |
| DEPARTAMENTO CORONEL | 7.314 | 24.686 | 23.975 | 48.661 | 68 | 3.906 | 11.990 | 10.962 | 22.952 | 32 | 71.613 |
| D. Pueblo Viejo | 108 | 390 | 310 | 600 | | | | | | | 600 |
| D. Pueblo Nuevo | 387 | 844 | 1.099 | 1.943 | | | | | | | 1.943 |
| D. Vegas de Yumbel | 37 | 104 | 104 | 208 | | 248 | 762 | 750 | 1.521 | | 1.729 |
| D. Las Nieves | | | | | | 46 | 167 | 140 | 316 | | 316 |
| D. Monte del Águila | | | | | | 193 | 444 | 538 | 982 | | 982 |
| D. Patagusa | 32 | 86 | 71 | 156 | | 121 | 360 | 342 | 602 | | 758 |
| D. Unihue | | | | | | 160 | 541 | 531 | 1.072 | | 1.072 |
| D. Tapihue | | | | | | 330 | 1.088 | 1.077 | 2.165 | | 2.165 |
| D. Peña Blanca | | | | | | 247 | 674 | 687 | 1.361 | | 1.361 |
| D. Aguada | | | | | | 197 | 604 | 614 | 1.218 | | 1.218 |
| D. Mansano | | | | | | 122 | 418 | 360 | 778 | | 778 |
| D. Ranchillos | | | | | | 219 | 660 | 621 | 1.287 | | 1.287 |
| Comuna Yumbel | 564 | 1.323 | 1.584 | 2.907 | 20 | 1.883 | 5.624 | 5.678 | 11.302 | 80 | 14.209 |
| D. Río Claro | | | | | | 274 | 1.002 | 917 | 1.919 | | 1.919 |
| D. Membrillar | | | | | | 48 | 165 | 163 | 318 | | 318 |
| D. Pangal | 352 | 827 | 1.022 | 1.849 | | 196 | 669 | 661 | 1.330 | | 3.079 |
| D. Colicheu | | | | | | 213 | 746 | 649 | 1.395 | | 1.395 |
| D. Paso Hondo | | | | | | 215 | 716 | 656 | 1.372 | | 1.372 |
| D. Higuerilla | | | | | | 140 | 480 | 414 | 864 | | 864 |
| D. Nohuelcura | | | | | | 67 | 220 | 223 | 443 | | 443 |
| D. Liray | | | | | | 153 | 618 | 547 | 1.165 | | 1.165 |
| Diseminados | | | | | | | 6 | 6 | 6 | | 6 |
| Comuna Cabrero | 352 | 827 | 1.022 | 1.849 | 18 | 1.298 | 4.582 | 4.130 | 8.712 | 82 | 10.561 |
| D. Rere, El Pueblo 1.º | | | | | | 50 | 116 | 164 | 290 | | 290 |
| D. Rere, El Pueblo 2.º | | | | | | 51 | 113 | 156 | 269 | | 269 |
| D. Tomentuco | | | | | | 117 | 381 | 378 | 759 | | 759 |
| D. Minas de Matamála | | | | | | 64 | 182 | 184 | 366 | | 366 |
| D. Cetrúls | | | | | | 105 | 383 | 355 | 738 | | 738 |
| D. Piedra Blanca | | | | | | 45 | 168 | 140 | 313 | | 313 |
| D. Boideco | | | | | | 45 | 154 | 134 | 288 | | 288 |
| D. Cerro de Parra | | | | | | 61 | 180 | 154 | 334 | | 334 |
| D. Arena | | | | | | 362 | 949 | 907 | 1.856 | | 1.856 |
| D. Turquía | 11 | 21 | 28 | 49 | | 215 | 590 | 553 | 1.142 | | 1.191 |
| D. Malvón | 650 | 1.535 | 1.780 | 3.315 | | 32 | 114 | 90 | 204 | | 3.519 |
| D. Talcamánvida | | | | | | 238 | 604 | 627 | 1.231 | | 1.231 |
| D. Ranquel | | | | | | 119 | 347 | 297 | 644 | | 644 |
| D. Santa Cruz | | | | | | 75 | 253 | 223 | 476 | | 476 |
| D. Chacatico | | | | | | 105 | 299 | 275 | 574 | | 574 |
| D. Quilacoya | | | | | | 83 | 257 | 237 | 494 | | 494 |
| D. Gomero | | | | | | 26 | 123 | 88 | 211 | | 211 |
| D. Majuelos | | | | | | 42 | 143 | 123 | 266 | | 266 |
| D. Liray | | | | | | 32 | 99 | 94 | 193 | | 193 |
| D. Quinquibueno | | | | | | 30 | 71 | 170 | 241 | | 241 |
| Diseminados | | | | | | | 27 | 27 | 27 | | 27 |
| Comuna San Rosendo | 661 | 1.556 | 1.388 | 3.364 | 24 | 1.909 | 5.552 | 5.354 | 10.906 | 76 | 14.270 |
| DEPARTAMENTO YUMBEL | 1.577 | 3.766 | 4.414 | 8.120 | 21 | 5.090 | 15.758 | 15.162 | 30.920 | 79 | 39.040 |
| PROVINCIA DE CONCEPCION | 26.736 | 98.456 | 109.987 | 208.443 | 68 | 16.603 | 52.823 | 46.975 | 99.798 | 32 | 308.241 |

**POBLACION URBANA Y RURAL, CON DISTINCION DEL SEXO, POR PROVINCIAS,
DEPARTAMENTOS, COMUNAS Y DISTRITOS
PROVINCIA DE ARAUCO**

| Provincias, Departamentos, Comunas y Distritos | POBLACION URBANA | | | | | POBLACION RURAL | | | | | Total de habitantes |
|---|------------------------|-------------------|--------------|---------------|-----------|------------------------|-------------------|---------------|---------------|-----------|---------------------------|
| | N.º de viviendas | N.º de habitantes | | | | N.º de viviendas | N.º de habitantes | | | | |
| | | Hombres | Mujeres | Total | % | | Hombres | Mujeres | Total | % | |
| D. Colo Colo | 207 | 470 | 677 | 1.147 | | | | | | | 1.147 |
| D. Peña Dorada | 34 | 86 | 130 | 222 | | 8 | 18 | 24 | 42 | | 264 |
| D. Curauquilia | | | | | | 34 | 121 | 101 | 222 | | 222 |
| D. Trilaco | | | | | | 56 | 157 | 159 | 316 | | 316 |
| D. La Plaza | 147 | 355 | 480 | 835 | | | | | | | 835 |
| D. Esmeralda | 104 | 204 | 299 | 503 | | | | | | | 503 |
| D. Buenos Aires | | | | | | 67 | 228 | 253 | 481 | | 481 |
| D. La Güingá | | | | | | 9 | 33 | 31 | 64 | | 64 |
| D. Villa Carampangue | | | | | | 259 | 608 | 758 | 1.366 | | 1.366 |
| D. El Arenal | | | | | | 71 | 194 | 222 | 416 | | 416 |
| D. Las Cruces | | | | | | 38 | 134 | 129 | 263 | | 263 |
| D. El Mar | | | | | | 40 | 469 | 142 | 611 | | 611 |
| D. Conumo | | | | | | 89 | 303 | 289 | 592 | | 592 |
| D. Los Cuervos | | | | | | 75 | 233 | 283 | 516 | | 516 |
| D. Melirupe | | | | | | 108 | 372 | 364 | 736 | | 736 |
| D. Roblería | | | | | | 48 | 139 | 165 | 304 | | 304 |
| D. Colico | | | | | | 12 | 47 | 38 | 85 | | 85 |
| D. Quiapo | | | | | | 70 | 229 | 240 | 469 | | 469 |
| D. Caripildán | | | | | | 58 | 219 | 185 | 404 | | 404 |
| D. Langua | | | | | | 26 | 90 | 83 | 173 | | 173 |
| D. Colhue | | | | | | 66 | 247 | 250 | 497 | | 497 |
| D. Locoobé | | | | | | 51 | 169 | 165 | 334 | | 334 |
| D. Yani | | | | | | 127 | 454 | 420 | 874 | | 874 |
| D. Lihco | | | | | | 99 | 327 | 336 | 663 | | 663 |
| D. Rumena | | | | | | 111 | 333 | 340 | 673 | | 673 |
| D. Tropen | | | | | | 22 | 91 | 72 | 163 | | 163 |
| D. Raquí | | | | | | 73 | 309 | 252 | 561 | | 561 |
| D. Quebrada Honda | | | | | | 53 | 203 | 172 | 375 | | 375 |
| D. Estancias | | | | | | 33 | 130 | 129 | 259 | | 259 |
| D. Matanzas | | | | | | 74 | 169 | 195 | 364 | | 364 |
| D. La Isla | | | | | | 72 | 206 | 190 | 396 | | 396 |
| D. Arauco Viejo | | | | | | 17 | 56 | 52 | 108 | | 108 |
| D. La Cordillera | | | | | | 14 | 71 | 22 | 93 | | 93 |
| Comuna Arauco | 492 | 1.115 | 1.592 | 2.707 | 18 | 1.884 | 6.359 | 6.061 | 12.420 | 82 | 15.127 |
| D. Cancha de los Maquis | | | | | | 67 | 236 | 233 | 469 | | 469 |
| D. San José de Colico | | | | | | 54 | 267 | 246 | 513 | | 513 |
| D. Colico | | | | | | 137 | 419 | 347 | 766 | | 766 |
| D. La Colcha | | | | | | 75 | 264 | 188 | 452 | | 452 |
| D. Herrera | | | | | | 63 | 211 | 140 | 351 | | 351 |
| D. Potrerillos | | | | | | 102 | 384 | 342 | 726 | | 726 |
| D. Las Animas | | | | | | 45 | 173 | 173 | 346 | | 346 |
| D. Mundo Nuevo | | | | | | 72 | 246 | 222 | 468 | | 468 |
| D. Los Ríos | | | | | | 68 | 243 | 196 | 439 | | 439 |
| D. Plegarias | | | | | | 551 | 1.933 | 1.682 | 3.615 | | 3.615 |
| D. Comercial | | | | | | 72 | 232 | 197 | 429 | | 429 |
| D. Carbonífera | | | | | | 82 | 229 | 228 | 457 | | 457 |
| Comuna Curanilahue | 644 | 1.973 | 2.022 | 3.995 | 31 | 1.388 | 4.837 | 4.194 | 9.031 | 69 | 13.026 |
| DEPARTAMENTO ARAUCO | 1.136 | 3.088 | 3.614 | 6.702 | 24 | 3.272 | 11.196 | 10.255 | 21.451 | 76 | 28.153 |
| D. Boca Lebu | | | | | | 27 | 77 | 76 | 153 | | 153 |
| D. Lebu | | | | | | 63 | 169 | 164 | 333 | | 333 |
| D. Río Seco | | | | | | 20 | 59 | 65 | 124 | | 124 |
| D. Esperanza | | | | | | 35 | 87 | 101 | 188 | | 188 |
| D. Los Guindos | | | | | | 93 | 277 | 243 | 520 | | 520 |
| D. Millongue | | | | | | 24 | 90 | 85 | 175 | | 175 |
| D. Ranquíl | | | | | | 42 | 160 | 148 | 308 | | 308 |
| D. Quiapo | | | | | | 67 | 255 | 229 | 484 | | 484 |
| D. Trancoleo | | | | | | 67 | 261 | 243 | 504 | | 504 |
| D. Pehuen | | | | | | 46 | 145 | 140 | 285 | | 285 |
| D. Toco-Toco | | | | | | 97 | 276 | 261 | 537 | | 537 |
| D. Rosal | | | | | | 36 | 143 | 133 | 276 | | 276 |
| D. Las Raíces | | | | | | 48 | 147 | 151 | 298 | | 298 |
| D. Quirihuilín | | | | | | 36 | 119 | 103 | 222 | | 222 |
| D. Plaza de Armas | 171 | 468 | 554 | 1.022 | | | | | | | 1.022 |
| D. Plaza de la Concordia | 541 | 1.257 | 1.548 | 2.805 | | | | | | | 2.805 |
| Comuna Lebu | 712 | 1.725 | 2.102 | 3.827 | 46 | 701 | 2.265 | 2.147 | 4.412 | 54 | 8.239 |
| D. Cupaño | 107 | 268 | 333 | 601 | | 61 | 191 | 184 | 375 | | 976 |
| D. Pangue | | | | | | 146 | 514 | 499 | 1.013 | | 1.013 |
| D. Temuco | | | | | | 460 | 1.615 | 1.391 | 3.006 | | 3.006 |
| D. Pilpilco | | | | | | 74 | 267 | 256 | 523 | | 523 |
| D. Paso Hondo | | | | | | 36 | 122 | 112 | 234 | | 234 |
| D. Toco-Toco | | | | | | 38 | 162 | 126 | 288 | | 288 |
| Comuna Los Álamos | 107 | 268 | 333 | 601 | 10 | 815 | 2.871 | 2.568 | 5.439 | 90 | 6.040 |
| DEPARTAMENTO LEBU | 819 | 1.993 | 2.435 | 4.428 | 31 | 1.516 | 5.136 | 4.715 | 9.851 | 69 | 14.279 |
| D. Plaza de Pedro de Valdivia | 195 | 508 | 697 | 1.205 | | | | | | | 1.205 |
| D. Plaza de Armas | 341 | 839 | 1.093 | 1.932 | | | | | | | 1.932 |
| D. Huillínco | | | | | | 84 | 269 | 225 | 494 | | 494 |
| D. Cayucupil | | | | | | 340 | 1.122 | 897 | 2.019 | | 2.019 |
| D. Cabrería | | | | | | 67 | 260 | 215 | 475 | | 475 |
| D. Peleco | | | | | | 95 | 348 | 283 | 631 | | 631 |
| D. Reputo | | | | | | 68 | 251 | 215 | 466 | | 466 |
| D. Llenquehue | | | | | | 135 | 501 | 458 | 959 | | 959 |
| D. Licauquén | | | | | | 60 | 194 | 171 | 365 | | 365 |
| D. Quelen-Quelén | | | | | | 22 | 75 | 58 | 133 | | 133 |
| D. Paicavi | | | | | | 66 | 287 | 269 | 556 | | 556 |
| Comuna Cañete | 536 | 1.347 | 1.799 | 3.137 | 34 | 937 | 3.307 | 2.791 | 6.098 | 66 | 9.235 |
| D. Ilicura | | | | | | 334 | 994 | 933 | 1.927 | | 1.927 |
| D. Contulmo | 161 | 392 | 468 | 860 | | 225 | 712 | 689 | 1.401 | | 2.261 |
| D. Huillínco | | | | | | 314 | 1.070 | 993 | 2.063 | | 2.063 |
| D. Mahulique | | | | | | 302 | 1.116 | 1.073 | 2.189 | | 2.189 |
| D. Lanahue | | | | | | 263 | 943 | 861 | 1.804 | | 1.804 |
| D. Antiquina | | | | | | 145 | 543 | 468 | 1.011 | | 1.011 |
| D. Lleu-Lleu | | | | | | 126 | 574 | 551 | 1.125 | | 1.125 |
| D. Quidico | | | | | | 259 | 818 | 760 | 1.578 | | 1.578 |
| D. Isla Mocha | | | | | | 86 | 265 | 217 | 482 | | 482 |
| Comuna Contulmo | 161 | 392 | 468 | 860 | 6 | 2.044 | 7.035 | 6.545 | 13.580 | 94 | 14.440 |
| DEPARTAMENTO CAÑETE | 697 | 1.739 | 2.258 | 3.997 | 17 | 2.981 | 10.342 | 9.336 | 19.678 | 83 | 23.675 |
| PROVINCIA DE ARAUCO | 2.652 | 6.820 | 8.307 | 15.127 | 23 | 7.769 | 26.674 | 24.306 | 50.980 | 77 | 66.107 |

POBLACION URBANA Y RURAL, CON DISTINCION DEL SEXO POR
PROVINCIAS, DEPARTAMENTOS, COMUNAS Y DISTRITOS.

PROVINCIA DE BIO - BIO

| Provincias, Departamentos, Comunas y Distritos | POBLACION URBANA | | | | | POBLACION RURAL | | | | | Total de habitantes |
|---|-----------------------|-------------------|---------|--------|----|-----------------------|-------------------|---------|--------|----|---------------------------|
| | N.º de viviend. | N.º de habitantes | | | % | N.º de viviend. | N.º de habitantes | | | % | |
| | | Hombres | Mujeres | Total | | | Hombres | Mujeres | Total | | |
| 1 Los Angeles | 744 | 2 321 | 2 404 | 4 725 | | | | | | | 4 725 |
| 2 Anhal Pinto | 1 055 | 2 421 | 2 322 | 5 743 | | | | | | | 5 743 |
| 3 Intendencia | 948 | 2 148 | 3 023 | 5 171 | | | | | | | 5 171 |
| 4 Bolsón | 364 | 867 | 1 052 | 1 919 | | 199 | 617 | 570 | 1 193 | | 3 112 |
| 5 Guanao | | | | | | 538 | 1 777 | 1 696 | 3 473 | | 3 473 |
| 6 Pedregal | | | | | | 444 | 1 484 | 1 406 | 2 890 | | 2 890 |
| 7 Canteras | | | | | | 164 | 680 | 567 | 1 247 | | 1 247 |
| 8 Tucumán | | | | | | 514 | 1 587 | 1 551 | 3 138 | | 3 138 |
| 9 Chacayal | | | | | | 151 | 551 | 551 | 1 102 | | 1 102 |
| 10 Humán | 204 | 486 | 609 | 1 095 | | 92 | 311 | 272 | 583 | | 1 678 |
| 11 S. Miguel | 160 | 613 | 742 | 1 355 | | 468 | 1 554 | 1 438 | 2 992 | | 4 347 |
| 12 Corco | | | | | | 365 | 1 401 | 1 079 | 2 480 | | 2 480 |
| 13 S. Carlos de Purén | | | | | | 125 | 431 | 350 | 781 | | 781 |
| 14 S. José | | | | | | 90 | 183 | 345 | 728 | | 728 |
| 15 Duqueco | | | | | | 115 | 499 | 413 | 912 | | 912 |
| 16 Viña Mackenna | 10 | 28 | 33 | 61 | | 116 | 383 | 362 | 735 | | 796 |
| 17 Mesamávida | | | | | | 118 | 421 | 417 | 838 | | 838 |
| 18 Cucl. | | | | | | 134 | 478 | 416 | 894 | | 894 |
| 19 Chausico | | | | | | 100 | 328 | 315 | 643 | | 643 |
| 20 Santa Fé | | | | | | 340 | 1 335 | 1 052 | 2 387 | | 2 387 |
| 21 Itarico | | | | | | 293 | 991 | 875 | 1 866 | | 1 866 |
| 22 Candelaria | | | | | | 67 | 282 | 250 | 532 | | 532 |
| 23 Estación | 153 | 466 | 444 | 910 | | 65 | 182 | 181 | 363 | | 1 273 |
| 24 Quilque | | | | | | 227 | 814 | 699 | 1 503 | | 1 503 |
| Comuna Los Angeles | 3 636 | 9 356 | 11 629 | 20 979 | 46 | 4 725 | 16 489 | 14 791 | 31 280 | 66 | 52 259 |
| 1 S. Bárbara | 167 | 399 | 518 | 917 | | 24 | 96 | 88 | 186 | | 1 103 |
| 2 Portezuelo | | | | | | 60 | 235 | 234 | 469 | | 469 |
| 3 S. José de Pemuco | | | | | | 32 | 115 | 106 | 223 | | 223 |
| 4 Cipreces | | | | | | 90 | 289 | 281 | 570 | | 570 |
| 5 Alocada | | | | | | 117 | 495 | 447 | 942 | | 942 |
| 6 Arilahuén | | | | | | 23 | 102 | 81 | 183 | | 183 |
| 7 S. Filomena | | | | | | 79 | 328 | 297 | 615 | | 615 |
| 8 Villucura del Pino | | | | | | 242 | 924 | 889 | 1 813 | | 1 813 |
| 9 San Lorenzo | | | | | | 145 | 528 | 454 | 982 | | 982 |
| 10 Queuco | | | | | | 201 | 861 | 893 | 1 754 | | 1 754 |
| 11 Trapa-Trapa | | | | | | 62 | 194 | 177 | 381 | | 381 |
| 12 Los Notros | | | | | | 227 | 947 | 889 | 1 836 | | 1 836 |
| 13 Maitenes | | | | | | 98 | 368 | 301 | 669 | | 669 |
| 14 Mininco | | | | | | 103 | 459 | 377 | 836 | | 836 |
| 15 Nequehue | 257 | 586 | 789 | 1 375 | | 5 | 10 | 16 | 26 | 11 | 1 401 |
| Comuna Santa Bárbara | 424 | 985 | 1 367 | 2 292 | 17 | 1 598 | 5 913 | 5 522 | 11 435 | 82 | 13 727 |
| 1 La Laja | 280 | 606 | 760 | 1 368 | | 65 | 172 | 193 | 365 | | 1 733 |
| 2 Rucahue | | | | | | 76 | 298 | 175 | 383 | | 383 |
| 3 La Palma | | | | | | 61 | 216 | 169 | 385 | | 385 |
| 4 Los Robles | | | | | | 146 | 445 | 428 | 870 | | 870 |
| 5 Barrancones | | | | | | 71 | 225 | 202 | 427 | | 427 |
| 6 Paso Cerrado | | | | | | 146 | 468 | 435 | 903 | | 903 |
| 7 Apelahue | | | | | | 66 | 184 | 182 | 366 | | 366 |
| 8 Chiguay | | | | | | 121 | 448 | 381 | 829 | | 829 |
| 9 Desagüe | | | | | | 38 | 126 | 101 | 227 | | 227 |
| 10 Capilla | | | | | | 60 | 201 | 178 | 379 | | 379 |
| 11 Postahue | | | | | | 42 | 146 | 114 | 260 | | 260 |
| 12 Diuquín | | | | | | 67 | 221 | 196 | 417 | | 417 |
| 13 Las Toscas | | | | | | 132 | 337 | 353 | 690 | | 690 |
| 14 Quinquihue | | | | | | 89 | 279 | 263 | 542 | | 542 |
| Comuna Laja | 230 | 603 | 760 | 1 368 | 16 | 1 180 | 3 676 | 3 367 | 7 043 | 84 | 8 411 |

| Provincias, Departamentos, Comunas y Distritos | POBLACIÓN URBANA | | | | | POBLACIÓN RURAL | | | | | Total de habitantes |
|---|------------------|-------------------|---------------|---------------|-----------|-----------------|-------------------|---------------|---------------|-----------|---------------------------|
| | N.º de | N.º de habitantes | | | % | N.º de | N.º de habitantes | | | % | |
| | | viviend. | Hombres | Mujeres | | | Total | viviend. | Hombres | | |
| 1 Cantarana | 86 | 201 | 253 | 454 | — | 43 | 145 | 134 | 279 | — | 783 |
| 2 Las Aguilas | 83 | 176 | 232 | 408 | — | 67 | 222 | 227 | 449 | — | 857 |
| 3 Tinajón | — | — | — | — | — | 137 | 397 | 417 | 814 | — | 814 |
| 4 El Guindo | — | — | — | — | — | 177 | 586 | 534 | 1 120 | — | 1 120 |
| 5 Tricahue | — | — | — | — | — | 195 | 718 | 645 | 1 363 | — | 1 363 |
| 6 Mirrihue | — | — | — | — | — | 100 | 334 | 286 | 620 | — | 620 |
| 7 Antuco | — | — | — | — | — | 230 | 533 | 630 | 1 163 | — | 1 163 |
| 8 Peluca | — | — | — | — | — | 74 | 183 | 201 | 384 | — | 384 |
| 9 Cafiicura | — | — | — | — | — | 193 | 646 | 623 | 1 269 | — | 1 269 |
| 10 Quilaco | — | — | — | — | — | 165 | 491 | 485 | 976 | — | 976 |
| 11 Los Puquios | — | — | — | — | — | 102 | 328 | 345 | 673 | — | 673 |
| 12 Rfo Pardo | — | — | — | — | — | 78 | 301 | 281 | 582 | — | 582 |
| Comuna Quileco | 169 | 377 | 485 | 862 | 8 | 1 557 | 4 884 | 4 788 | 9 672 | 92 | 10 534 |
| DEPARTAMENTO DE LAJA | 4 511 | 11 320 | 14 131 | 25 504 | 30 | 9 069 | 30 962 | 28 468 | 59 430 | 70 | 84 931 |
| 1 Ciudad Poniente | 400 | 983 | 1 157 | 2 140 | — | 16 | 45 | 46 | 91 | — | 2 231 |
| 2 Ciudad Oriente | 136 | 319 | 356 | 675 | — | 4 | 12 | 12 | 24 | — | 699 |
| 3 Meñir | — | — | — | — | — | 136 | 599 | 500 | 1 099 | — | 1 099 |
| 4 Choroleo | — | — | — | — | — | 171 | 576 | 545 | 1 121 | — | 1 121 |
| 5 La Maravilla | — | — | — | — | — | 105 | 384 | 363 | 747 | — | 747 |
| 6 Arinco | — | — | — | — | — | 184 | 677 | 687 | 1 364 | — | 1 364 |
| 7 Los Notros | — | — | — | — | — | 96 | 312 | 307 | 619 | — | 619 |
| 9 Los Pantanos | — | — | — | — | — | 117 | 388 | 438 | 826 | — | 826 |
| 9 Culenco | — | — | — | — | — | 139 | 458 | 428 | 886 | — | 886 |
| 10 Palihue | — | — | — | — | — | 124 | 335 | 313 | 648 | — | 648 |
| 11 Monte Rey | — | — | — | — | — | 122 | 330 | 367 | 697 | — | 697 |
| 12 Diquín | — | — | — | — | — | 282 | 868 | 933 | 1 801 | — | 1 801 |
| 13 Dollinco | — | — | — | — | — | 141 | 425 | 470 | 895 | — | 895 |
| 14 San Antonio | — | — | — | — | — | 33 | 133 | 103 | 236 | — | 236 |
| Comuna Nacimiento | 536 | 1 302 | 1 513 | 2 815 | 32 | 1 670 | 5 542 | 5 512 | 11 054 | 80 | 13 869 |
| 1 Negrete | 294 | 740 | 818 | 1 558 | — | 113 | 373 | 311 | 684 | — | 2 242 |
| 2 Rihue | — | — | — | — | — | 105 | 400 | 321 | 721 | — | 721 |
| 3 Coihue | — | — | — | — | — | 162 | 609 | 561 | 1 170 | — | 1 170 |
| Comuna Negrete | 294 | 740 | 818 | 1 558 | 38 | 380 | 1 382 | 1 193 | 2 575 | 62 | 4 133 |
| DEPARTAMENTO NACIMIENTO | 830 | 2 042 | 2 331 | 4 373 | 24 | 2 050 | 6 924 | 6 705 | 13 629 | 76 | 18 002 |
| 1 Urbano | 271 | 613 | 792 | 1 405 | — | — | — | — | — | — | 1 405 |
| 2 Urbano | 409 | 915 | 1 282 | 2 147 | — | — | — | — | — | — | 2 147 |
| 3 Urbano | 164 | 365 | 509 | 874 | — | — | — | — | — | — | 874 |
| 4 Urbano | 314 | 671 | 954 | 1 625 | — | 42 | 143 | 117 | 260 | — | 1 885 |
| 5 Estación | 160 | 348 | 480 | 828 | — | 17 | 36 | 38 | 74 | — | 852 |
| 6 Santa Ana | — | — | — | — | — | 60 | 212 | 189 | 401 | — | 401 |
| 7 Rapeloo | — | — | — | — | — | 95 | 471 | 342 | 813 | — | 813 |
| 8 Lapito | — | — | — | — | — | 97 | 355 | 309 | 664 | — | 664 |
| 9 Munilque | — | — | — | — | — | 59 | 380 | 301 | 681 | — | 681 |
| 10 Picoltué | — | — | — | — | — | 96 | 406 | 336 | 742 | — | 742 |
| 11 Pilo | — | — | — | — | — | 138 | 527 | 472 | 999 | — | 999 |
| 12 Manquecuel | — | — | — | — | — | 142 | 584 | 448 | 1 032 | — | 1 032 |
| 13 Santa Catalina | — | — | — | — | — | 240 | 1 042 | 854 | 1 896 | — | 1 896 |
| 14 Chorrillos | — | — | — | — | — | 206 | 699 | 604 | 1 303 | — | 1 303 |
| 15 San Ignacio | — | — | — | — | — | 87 | 354 | 304 | 658 | — | 658 |
| 16 Tres Vientos | — | — | — | — | — | 94 | 325 | 268 | 593 | — | 593 |
| 17 Las Peñas | — | — | — | — | — | 71 | 277 | 239 | 516 | — | 516 |
| 18 Pilquén | — | — | — | — | — | 178 | 774 | 582 | 1 356 | — | 1 356 |
| Comuna Mulchén | 1 318 | 2 912 | 3 917 | 6 829 | 36 | 1 622 | 6 565 | 5 403 | 11 968 | 64 | 18 797 |
| 1 Quilaco | 76 | 228 | 239 | 467 | — | 109 | 340 | 317 | 657 | — | 1 124 |
| 2 Bretaña | — | — | — | — | — | 49 | 141 | 162 | 303 | — | 303 |
| 3 Quilapalo | — | — | — | — | — | 43 | 202 | 168 | 370 | — | 370 |
| 4 Rucalhue | — | — | — | — | — | 101 | 258 | 270 | 528 | — | 528 |
| 5 Renalhué | — | — | — | — | — | 72 | 249 | 262 | 511 | — | 511 |
| 6 Loncopangue | — | — | — | — | — | 134 | 551 | 534 | 1 085 | — | 1 085 |
| 7 Vilucura | — | — | — | — | — | 24 | 91 | 94 | 185 | — | 185 |
| 8 Pichibureo | — | — | — | — | — | 99 | 383 | 317 | 700 | — | 700 |
| 9 Pifiquihue | — | — | — | — | — | 97 | 430 | 346 | 776 | — | 776 |
| Comuna Quilaco | 76 | 228 | 239 | 467 | 8 | 748 | 2 645 | 2 470 | 5 115 | 92 | 5 582 |
| DEPARTAMENTO MULCHÉN | 1 394 | 3 140 | 4 156 | 7 296 | 30 | 2 370 | 9 210 | 7 873 | 17 083 | 70 | 24 379 |
| PROVINCIA BIO-BIO | 6 735 | 16 502 | 20 668 | 37 170 | 29 | 13 480 | 47 096 | 43 046 | 90 142 | 71 | 127 312 |

**POBLACION URBANA Y RURAL, CON DISTINCION DEL SEXO POR
PROVINCIAS, DEPARTAMENTOS, COMUNAS Y DISTRITOS.**

PROVINCIA DE MALLECO

| Provincias, Departamentos, Comunas y Distritos | POBLACION URBANA | | | | | POBLACION RURAL | | | | | Total de habitantes |
|---|------------------------|-------------------|---------------|---------------|-----------|------------------------|-------------------|---------------|---------------|-----------|---------------------------|
| | N.º de viviendas | N.º de habitantes | | | | N.º de viviendas | N.º de habitantes | | | | |
| | | Hombres | Mujeres | Total | % | | Hombres | Mujeres | Total | % | |
| 1 San Francisco | 399 | 967 | 1 309 | 2 270 | — | 0 | 19 | 14 | 33 | — | 2 309 |
| 2 Puente | 371 | 930 | 1 142 | 2 072 | — | — | — | — | — | — | 2 072 |
| 3 Pantcón Viejo | 456 | 1 080 | 1 390 | 2 670 | — | 89 | 299 | 251 | 553 | — | 3 223 |
| 4 Chanleo | — | — | — | — | — | 155 | 618 | 479 | 1 097 | — | 1 097 |
| 5 Los Alpes | — | — | — | — | — | 112 | 472 | 450 | 922 | — | 922 |
| 6 Maitenrehue | — | — | — | — | — | 258 | 1 045 | 809 | 1 914 | — | 1 914 |
| 7 Pellomenco | — | — | — | — | — | 107 | 371 | 303 | 674 | — | 674 |
| 8 Almendro | — | — | — | — | — | 72 | 242 | 197 | 439 | — | 439 |
| 9 Tijeral | — | — | — | — | — | 293 | 980 | 851 | 1 831 | — | 1 831 |
| 10 Iraque | — | — | — | — | — | 106 | 740 | 542 | 1 282 | — | 1 282 |
| 11 Lolenco | — | — | — | — | — | 42 | 201 | 149 | 350 | — | 350 |
| 12 Cancura | — | — | — | — | — | 117 | 498 | 368 | 866 | — | 866 |
| 13 Huequén | 205 | 515 | 527 | 1 042 | — | 215 | 858 | 080 | 1 544 | — | 2 586 |
| 14 Cementerio | 312 | 1 116 | 898 | 2 014 | — | 06 | 193 | 187 | 380 | — | 2 394 |
| 15 Molino | 586 | 1 356 | 2 010 | 3 366 | — | 9 | 20 | 29 | 49 | — | 3 415 |
| Diseminados | — | — | — | — | — | — | 33 | 45 | 78 | — | 78 |
| Comuna Angol | 2 329 | 5 964 | 7 476 | 13 440 | 53 | 1 707 | 6 589 | 5 423 | 12 012 | 47 | 25 452 |
| 1 Coyancahuín | — | — | — | — | — | 278 | 915 | 811 | 1 726 | — | 1 726 |
| 2 Ipínco | — | — | — | — | — | 326 | 1 115 | 956 | 2 071 | — | 2 071 |
| 3 Nahuelco | 542 | 1 210 | 1 501 | 2 711 | — | 177 | 534 | 477 | 1 011 | — | 3 722 |
| 4 Pinguidahue | — | — | — | — | — | 259 | 892 | 738 | 1 630 | — | 1 630 |
| 5 San Ramón | — | — | — | — | — | 418 | 1 514 | 1 385 | 2 920 | — | 2 929 |
| Comuna Purén | 542 | 1 210 | 1 501 | 2 711 | 22 | 1 458 | 5 000 | 4 367 | 9 367 | 70 | 12 078 |
| 1 Queuque | 317 | 721 | 824 | 1 546 | — | 283 | 807 | 845 | 1 652 | — | 3 197 |
| 2 Mininco | — | — | — | — | — | 168 | 691 | 564 | 1 255 | — | 1 255 |
| 3 Juan Trintre | — | — | — | — | — | 194 | 604 | 582 | 1 210 | — | 1 246 |
| 4 Pelehus | — | — | — | — | — | 81 | 284 | 230 | 514 | — | 514 |
| 5 Huentraico | — | — | — | — | — | 120 | 461 | 432 | 893 | — | 893 |
| 6 Santa Rosa | — | — | — | — | — | 108 | 390 | 287 | 677 | — | 677 |
| 7 Los Guindos | 111 | 279 | 334 | 613 | — | 309 | 905 | 752 | 1 657 | — | 2 270 |
| Comuna Los Sauces | 478 | 1 000 | 1 158 | 2 158 | 21 | 1 263 | 4 202 | 3 692 | 7 894 | 79 | 10 052 |
| 1 Renaico | 457 | 1 033 | 1 191 | 2 224 | — | 71 | 241 | 212 | 453 | — | 2 677 |
| 2 Roblería | — | — | — | — | — | 200 | 815 | 627 | 1 442 | — | 1 442 |
| 3 Mininco | — | — | — | — | — | 154 | 434 | 400 | 834 | — | 834 |
| Comuna Renaico | 457 | 1 033 | 1 191 | 2 224 | 45 | 425 | 1 490 | 1 239 | 2 729 | 55 | 4 953 |
| DEPARTAMENTO ANGOL | 3 756 | 9 207 | 11 326 | 20 533 | 39 | 4 853 | 17 281 | 14 721 | 32 002 | 61 | 52 535 |
| 1 Chiguaihue | — | — | — | — | — | 140 | 479 | 453 | 932 | — | 932 |
| 2 Municipalidad | 433 | 1 014 | 1 189 | 2 203 | — | 21 | 103 | 59 | 162 | — | 2 365 |
| 3 Mariluan | 174 | 361 | 521 | 882 | — | 10 | 30 | 22 | 54 | — | 930 |
| 4 Lolenco | 191 | 443 | 529 | 972 | — | 63 | 228 | 184 | 412 | — | 1 384 |
| 5 Niza | — | — | — | — | — | 47 | 191 | 149 | 340 | — | 340 |
| 6 Esperanza | — | — | — | — | — | 278 | 788 | 837 | 1 625 | — | 1 625 |
| 7 Nanco | — | — | — | — | — | 77 | 364 | 258 | 622 | — | 622 |
| 8 Curaco | — | — | — | — | — | 217 | 814 | 685 | 1 499 | — | 1 499 |
| 9 Canadá | — | — | — | — | — | 100 | 368 | 335 | 703 | — | 703 |
| 10 San Andrés | — | — | — | — | — | 75 | 295 | 258 | 553 | — | 553 |
| 11 Jaula | — | — | — | — | — | 315 | 1 247 | 1 017 | 2 264 | — | 2 264 |
| 12 Entre Ríos | — | — | — | — | — | 40 | 142 | 114 | 256 | — | 256 |
| 13 Malleco | — | — | — | — | — | 49 | 192 | 176 | 368 | — | 368 |
| Comuna Collipulli | 798 | 1 818 | 2 239 | 4 057 | 29 | 1 432 | 5 243 | 4 547 | 9 790 | 71 | 13 847 |
| 1 Ercilla | 253 | 530 | 744 | 1 274 | — | 221 | 669 | 710 | 1 379 | — | 2 653 |
| 2 Huequén | — | — | — | — | — | 102 | 486 | 365 | 851 | — | 851 |
| 3 Pallahuéque | — | — | — | — | — | 259 | 774 | 768 | 1 542 | — | 1 542 |
| 4 Pidenoo | — | — | — | — | — | 304 | 1 067 | 918 | 1 985 | — | 1 985 |
| 5 Pidima | — | — | — | — | — | 177 | 573 | 532 | 1 105 | — | 1 105 |
| Comuna Ercilla | 253 | 530 | 744 | 1 274 | 16 | 1 063 | 3 569 | 3 293 | 6 862 | 84 | 8 136 |
| DEPARTAMENTO COLLIPULLI | 1 051 | 2 348 | 2 983 | 5 331 | 24 | 2 495 | 8 812 | 7 840 | 16 652 | 76 | 21 963 |
| 1 Estación | 433 | 1 007 | 1 178 | 2 183 | — | — | — | — | — | — | 2 183 |
| 2 Las Obras | 300 | 847 | 820 | 1 667 | — | — | — | — | — | — | 1 667 |
| 3 Los Puentes | 310 | 1 251 | 870 | 2 121 | — | — | — | — | — | — | 2 121 |
| 4 Maestranza | 505 | 1 268 | 1 589 | 2 857 | — | — | — | — | — | — | 2 857 |
| 5 Triacuco | — | — | — | — | — | 272 | 1 073 | 794 | 1 867 | — | 1 867 |
| 6 La Colmena | — | — | — | — | — | 100 | 352 | 326 | 678 | — | 678 |
| 7 Chufquén | — | — | — | — | — | 370 | 1 518 | 1 060 | 2 608 | — | 2 608 |
| 8 Panqueco | — | — | — | — | — | 338 | 1 050 | 969 | 2 019 | — | 2 019 |
| 9 El Mirador | — | — | — | — | — | 203 | 643 | 517 | 1 160 | — | 1 160 |
| 10 Quilquén | — | — | — | — | — | 264 | 910 | 701 | 1 611 | — | 1 611 |
| 11 Quecheregua | — | — | — | — | — | 131 | 433 | 404 | 837 | — | 837 |
| Comuna Traiguén | 1 608 | 4 373 | 4 455 | 8 828 | 45 | 1 676 | 5 979 | 4 831 | 10 810 | 55 | 19 638 |

| Provincias, Departamentos, Comunas y Distritos | POBLACIÓN URBANA | | | | | POBLACIÓN RURAL | | | | | Total de habitantes |
|---|------------------------|-------------------|---------------|---------------|-----------|------------------------|-------------------|---------------|----------------|------------|---------------------------|
| | N.º de viviendas | N.º de habitantes | | | | N.º de viviendas | N.º de habitantes | | | | |
| | | Hombres | Mujeres | Total | % | | Hombres | Mujeres | Total | % | |
| 1 Chanco | — | — | — | — | — | 187 | 720 | 630 | 1 850 | — | 1 350 |
| 2 Lumaco | 180 | 502 | 561 | 1 003 | — | 152 | 561 | 522 | 1 083 | — | 2 146 |
| 3 Quetrahue | — | — | — | — | — | 148 | 508 | 420 | 928 | — | 928 |
| 4 Refico | — | — | — | — | — | 181 | 695 | 605 | 1 300 | — | 1 300 |
| 5 Temule | — | — | — | — | — | 97 | 357 | 345 | 702 | — | 702 |
| 6 Pichi-Pellahuén | — | — | — | — | — | 302 | 1 048 | 990 | 2 038 | — | 2 038 |
| 7 Repucura | — | — | — | — | — | 215 | 720 | 752 | 1 472 | — | 1 472 |
| 8 Madilhue | — | — | — | — | — | 128 | 465 | 388 | 851 | — | 851 |
| 9 La Herradura | — | — | — | — | — | 204 | 697 | 621 | 1 318 | — | 1 318 |
| 10 Relón | — | — | — | — | — | 284 | 1 149 | 1 069 | 2 218 | — | 2 218 |
| 11 Capitán Pastenes | 230 | 562 | 631 | 1 193 | — | 171 | 598 | 529 | 1 127 | — | 2 320 |
| Comuna Lumaco | 410 | 1 064 | 1 192 | 2 256 | 14 | 2 069 | 7 518 | 6 869 | 14 387 | 86 | 16 643 |
| DEPARTAMENTO TRAIQUEN | 2 018 | 5 437 | 5 647 | 11 084 | 31 | 3 745 | 13 497 | 11 700 | 25 197 | -69 | 36 281 |
| 1 Santa Ana | — | — | — | — | — | 165 | 609 | 553 | 1 162 | — | 1 162 |
| 2 Victoria Sur | 1 131 | 2 539 | 3 161 | 5 700 | — | — | — | — | — | — | 5 700 |
| 3 Victoria Norte | 630 | 1 377 | 1 962 | 3 839 | — | — | — | — | — | — | 3 339 |
| 4 Dímico | — | — | — | — | — | 65 | 218 | 186 | 404 | — | 404 |
| 5 Quilquileo | — | — | — | — | — | 140 | 549 | 385 | 934 | — | 934 |
| 6 Rosario | — | — | — | — | — | 99 | 348 | 282 | 630 | — | 630 |
| 7 San Gregorio | — | — | — | — | — | 95 | 380 | 290 | 670 | — | 670 |
| 8 Rari-Ruca | — | — | — | — | — | 203 | 791 | 625 | 1 416 | — | 1 416 |
| 9 Selva Oscura | — | — | — | — | — | 478 | 1 314 | 1 310 | 2 624 | — | 2 624 |
| 10 Cullinco | — | — | — | — | — | 304 | 917 | 850 | 1 767 | — | 1 767 |
| 11 Púa | — | — | — | — | — | 209 | 545 | 591 | 1 136 | — | 1 136 |
| 12 Chanco | — | — | — | — | — | 109 | 349 | 304 | 653 | — | 653 |
| 13 Quiró | — | — | — | — | — | 69 | 194 | 188 | 382 | — | 382 |
| 14 San Antonio | — | — | — | — | — | 54 | 187 | 161 | 328 | — | 328 |
| 15 Adencul | — | — | — | — | — | 120 | 448 | 392 | 840 | — | 840 |
| Comuna Victoria | 1 761 | 3 916 | 5 123 | 9 039 | 41 | 2 105 | 6 829 | 6 117 | 12 946 | 59 | 21 985 |
| 1 Curacautín | 1 129 | 2 549 | 3 191 | 5 740 | — | 308 | 1 090 | 935 | 2 025 | — | 7 765 |
| 2 Dillo | — | — | — | — | — | 188 | 609 | 561 | 1 170 | — | 1 170 |
| 3 Tolhuaca | — | — | — | — | — | 95 | 392 | 280 | 672 | — | 672 |
| 4 El Manzanar | — | — | — | — | — | 251 | 905 | 679 | 1 584 | — | 1 584 |
| 5 Túnel Las Rafoes | — | — | — | — | — | 104 | 325 | 274 | 599 | — | 599 |
| 6 Captrén | — | — | — | — | — | 212 | 714 | 599 | 1 313 | — | 1 313 |
| 7 Cerro de Hueñivales | — | — | — | — | — | 219 | 868 | 744 | 1 612 | — | 1 612 |
| Comuna Curacautín | 1 129 | 2 549 | 3 191 | 5 740 | 39 | 1 377 | 4 903 | 4 072 | 8 975 | 61 | 14 715 |
| 1 Villa Portales | 139 | 328 | 453 | 781 | — | 177 | 550 | 489 | 1 039 | — | 1 820 |
| 2 Contraco | — | — | — | — | — | 114 | 404 | 398 | 802 | — | 802 |
| 3 Ranquíl | — | — | — | — | — | 169 | 592 | 568 | 1 160 | — | 1 160 |
| 4 Rahue | — | — | — | — | — | 19 | 70 | 67 | 137 | — | 137 |
| 5 Mitranquín | — | — | — | — | — | 84 | 330 | 319 | 649 | — | 649 |
| 6 Liucura | — | — | — | — | — | 145 | 612 | 584 | 1 196 | — | 1 196 |
| 7 Río Pedregoso | — | — | — | — | — | 124 | 516 | 395 | 911 | — | 911 |
| Comuna Lonquimay | 139 | 328 | 453 | 781 | 12 | 832 | 3 074 | 2 820 | 5 894 | 88 | 6 675 |
| DEPARTAMENTO VICTORIA | 3 029 | 6 793 | 8 767 | 15 569 | 36 | 4 314 | 14 806 | 13 009 | 27 815 | 64 | 43 375 |
| PROVINCIA MALLECO | 9 854 | 23 785 | 28 723 | 52 508 | 34 | 15 407 | 54 396 | 47 270 | 101 666 | 66 | 154 174 |

PROVINCIA DE CAUTIN

| Provincias, Departamentos, Comunas y Distritos | POBLACIÓN URBANA | | | | | POBLACIÓN RURAL | | | | | Total de habitantes |
|---|------------------------|-------------------|---------------|---------------|-----------|------------------------|-------------------|---------------|---------------|-----------|---------------------------|
| | N.º de viviendas | N.º de habitantes | | | | N.º de viviendas | N.º de habitantes | | | | |
| | | Hombres | Mujeres | Total | % | | Hombres | Mujeres | Total | % | |
| 1 Los Paraderos | 435 | 970 | 1.352 | 2.322 | | 127 | 486 | 371 | 857 | | 3.179 |
| 2 La Feria | 100 | 374 | 393 | 767 | | 95 | 459 | 320 | 789 | | 1.556 |
| 3 Lautaro Oriente | 1.163 | 3.055 | 3.458 | 6.513 | | | | | | | 6.513 |
| 4 Pen-Pen | | | | | | 293 | 1.034 | 954 | 1.988 | | 1.988 |
| 5 Dollinco | | | | | | 314 | 1.014 | 1.014 | 2.028 | | 2.028 |
| 6 Alhuco | | | | | | 289 | 1.012 | 970 | 1.982 | | 1.982 |
| 7 Llallicura | | | | | | 317 | 1.177 | 1.061 | 2.238 | | 2.238 |
| 8 Hueñivales | | | | | | 307 | 1.230 | 941 | 2.171 | | 2.171 |
| 9 Collín | | | | | | 248 | 1.000 | 930 | 1.930 | | 1.930 |
| 10 Muco | | | | | | 274 | 959 | 963 | 1.922 | | 1.922 |
| 11 Pillanleibún | | | | | | 252 | 629 | 678 | 1.307 | | 1.307 |
| 12 Pumalal | | | | | | 128 | 448 | 372 | 820 | | 820 |
| Total Comuna Lautaro | 1.694 | 4.399 | 5.203 | 9.602 | 35 | 2.644 | 9.458 | 8.574 | 18.032 | 65 | 27.634 |
| 1 Gaivarino | 223 | 541 | 668 | 1.209 | | 29 | 95 | 8 | 176 | | 1.385 |
| 2 Nilpe | | | | | | 397 | 1.410 | 1.407 | 2.817 | | 2.817 |
| 3 Humoíl | | | | | | 329 | 1.131 | 1.036 | 2.167 | | 2.167 |
| 4 Nielol | | | | | | 219 | 805 | 790 | 1.595 | | 1.595 |
| 5 Vallepenco | | | | | | 129 | 429 | 380 | 809 | | 809 |
| Comuna Gaivarino | 223 | 541 | 668 | 1.209 | | 1.103 | 3.870 | 3.694 | 7.564 | | 8.773 |
| 1 Perquenco | 249 | 549 | 710 | 1.259 | | 198 | 622 | 627 | 1.249 | | 2.508 |
| 2 Quillén | | | | | | 107 | 364 | 344 | 708 | | 708 |
| 3 Paríamento | | | | | | 203 | 797 | 620 | 1.417 | | 1.417 |
| 4 Relimucollán | | | | | | 101 | 401 | 321 | 722 | | 722 |
| Comuna Perquenco | 249 | 549 | 710 | 1.259 | 24 | 609 | 2.184 | 1.912 | 4.096 | 76 | 5.355 |
| DEPARTAMENTO LAUTARO | 2.166 | 5.489 | 6.581 | 12.070 | 29 | 4.356 | 15.512 | 14.180 | 29.692 | 71 | 41.762 |
| 1 Nueva Imperial | 1.309 | 2.949 | 3.694 | 6.643 | | 254 | 722 | 753 | 1.475 | | 8.118 |
| 2 Mañío | | | | | | 466 | 1.324 | 1.455 | 2.779 | | 2.779 |
| 3 Rauquileo | | | | | | 375 | 1.231 | 1.208 | 2.442 | | 2.442 |
| 4 Maisalche | | | | | | 285 | 987 | 1.000 | 1.987 | | 1.987 |
| 5 Hepucura | | | | | | 188 | 591 | 430 | 1.227 | | 1.227 |
| 6 Cholchol | | | | | | 309 | 931 | 934 | 1.865 | | 1.865 |
| 7 Renaco | | | | | | 185 | 602 | 618 | 1.220 | | 1.220 |
| 8 Carrerrefi | | | | | | 308 | 1.129 | 1.230 | 2.359 | | 2.359 |
| 9 Boroa | | | | | | 310 | 1.045 | 1.099 | 2.144 | | 2.144 |
| 10 Almagro | 133 | 510 | 577 | 1.117 | | 481 | 1.580 | 1.596 | 3.186 | | 4.273 |
| 11 Nohualhue | | | | | | 223 | 683 | 710 | 1.399 | | 1.399 |
| 12 Huilo | | | | | | 544 | 1.845 | 1.703 | 3.548 | | 3.548 |
| Comuna Nueva Imperial | 1.442 | 3.489 | 4.271 | 7.760 | 23 | 3.992 | 12.653 | 12.948 | 25.601 | 77 | 33.361 |
| 1 Carshue | 778 | 1.895 | 2.440 | 4.341 | | 421 | 1.296 | 1.331 | 2.627 | | 6.968 |
| 2 Quillén | | | | | | 471 | 1.618 | 1.592 | 3.210 | | 3.210 |
| 3 Butaco | | | | | | 315 | 1.132 | 1.055 | 2.187 | | 2.187 |
| 4 Santa Celia | | | | | | 594 | 1.969 | 1.766 | 3.735 | | 3.735 |
| 5 Chacamo | | | | | | 289 | 1.060 | 824 | 1.884 | | 1.884 |
| 6 Guamaqui | | | | | | 37 | 158 | 100 | 258 | | 258 |
| Comuna Carshue | 778 | 1.895 | 2.446 | 4.341 | 24 | 2.127 | 7.233 | 6.668 | 13.901 | 76 | 18.242 |
| 1 P. Saavedra | 355 | 908 | 1.163 | 2.071 | | 225 | 770 | 691 | 1.461 | | 3.532 |
| 2 Nehuentú | | | | | | 591 | 2.081 | 1.974 | 4.055 | | 4.055 |
| 3 Puyaque | | | | | | 280 | 675 | 571 | 1.246 | | 1.246 |
| 4 Tirúa | | | | | | 337 | 1.147 | 1.023 | 2.170 | | 2.170 |
| 5 Pelahuén | | | | | | 165 | 533 | 402 | 935 | | 935 |
| 6 Ofcoico | | | | | | 569 | 1.913 | 1.799 | 3.712 | | 3.712 |
| 7 Puerto Domínguez | | | | | | 608 | 2.247 | 2.031 | 4.278 | | 4.278 |
| 8 Molco | | | | | | 106 | 339 | 318 | 657 | | 657 |
| 9 Puculón | | | | | | 265 | 959 | 799 | 1.758 | | 1.758 |
| 10 Quilmer | | | | | | 635 | 2.233 | 2.157 | 4.390 | | 4.390 |
| 11 Esperanza | | | | | | 242 | 792 | 768 | 1.560 | | 1.560 |
| 12 Chello | | | | | | 40 | 111 | 114 | 225 | | 225 |
| 13 Budi | | | | | | 866 | 1.213 | 1.250 | 2.463 | | 2.463 |
| Comuna Saavedra | 355 | 908 | 1.163 | 2.071 | 7 | 4.427 | 15.013 | 13.897 | 28.910 | 93 | 30.981 |
| DEPARTAMENTO IMPERIAL | 2.575 | 6.292 | 7.880 | 14.172 | 17 | 10.546 | 34.899 | 33.513 | 68.412 | 83 | 82.584 |
| 1 Plaza Brasil | 1.667 | 4.123 | 5.667 | 9.790 | | | | | | | 9.790 |
| 2 Misiones | 622 | 1.780 | 2.285 | 4.045 | | 208 | 709 | 668 | 1.377 | | 5.422 |
| 3 Quinta Agrícola | 1.701 | 4.193 | 4.865 | 9.058 | | 14 | 55 | 36 | 91 | | 9.149 |
| 4 Estación | 545 | 1.295 | 1.456 | 2.751 | | 32 | 90 | 89 | 179 | | 2.930 |
| 5 Molinos | 1.011 | 26.638 | 2.946 | 5.584 | | | | | | | 6.584 |
| 6 Ejército | 1.280 | 2.828 | 4.076 | 6.904 | | | | | | | 6.904 |
| 7 Colauco | 683 | 1.804 | 2.099 | 3.903 | | | | | | | 6.904 |
| 8 Maquehua | | | | | | 211 | 646 | 606 | 1.312 | | 5.215 |
| 9 Chupod | | | | | | 495 | 1.648 | 1.728 | 3.376 | | 3.376 |
| 10 Labranza | | | | | | 330 | 1.151 | 1.172 | 2.323 | | 2.323 |
| 11 Tromón | | | | | | 349 | 1.029 | 1.116 | 2.145 | | 2.145 |
| 12 Ruyco | | | | | | 392 | 1.195 | 1.538 | 2.533 | | 2.533 |
| 13 Deille | | | | | | 268 | 835 | 937 | 1.792 | | 1.792 |
| 14 Trabunco | | | | | | 165 | 653 | 542 | 1.195 | | 1.195 |
| 15 Cajón | | | | | | 109 | 366 | 341 | 707 | | 707 |
| 16 Truf Truf | | | | | | 216 | 795 | 653 | 1.448 | | 1.448 |
| 17 Quidel | | | | | | 413 | 1.313 | 1.431 | 2.744 | | 2.744 |
| 18 Niágara | | | | | | 247 | 840 | 854 | 1.694 | | 1.694 |
| 19 Alumbardo | | | | | | 251 | 981 | 852 | 1.833 | | 1.833 |
| 20 Moto | | | | | | 363 | 1.213 | 1.159 | 2.372 | | 2.372 |
| 21 Pucilo | | | | | | 240 | 942 | 768 | 1.710 | | 1.710 |
| 22 La Selva | | | | | | 144 | 490 | 455 | 945 | | 945 |
| 23 Qupe | | | | | | 130 | 685 | 587 | 1.272 | | 1.272 |
| 24 Motrenco | | | | | | 324 | 960 | 912 | 1.772 | | 1.772 |
| 25 Cunumbueno | | | | | | 404 | 1.255 | 1.286 | 2.541 | | 2.541 |
| 26 Padre Las Casas | 479 | 1.332 | 1.299 | 2.631 | | 380 | 1.121 | 1.281 | 2.352 | | 2.352 |
| Comuna Temuco | 7.988 | 19.973 | 24.693 | 44.666 | 53 | 6.037 | 20.044 | 19.986 | 40.030 | 47 | 84.696 |

| Provincias, Departamentos, Comunas y Distritos | POBLACION URBANA | | | | POBLACION RURAL | | | | Total de habitantes | | |
|---|------------------------|-------------------|---------------|----------------|------------------------|-------------------|----------------|----------------|---------------------------|-----------|----------------|
| | N.º de viviendas | N.º de habitantes | | | N.º de viviendas | N.º de habitantes | | | | | |
| | | Hombres | Mujeres | Total | | % | Hombres | Mujeres | | Total | % |
| 1 General López | — | — | — | — | — | — | — | — | — | — | |
| 2 Vileún | 357 | 870 | 1.063 | 1.042 | — | — | — | — | — | — | |
| 3 San Patricio | — | — | — | — | 260 | 001 | 1.352 | 2.645 | — | 2.645 | |
| 4 Chercuenco | — | — | — | — | 213 | 614 | 796 | 1.607 | — | 3.630 | |
| 5 Prados de Mendoza | 200 | 859 | 818 | 1.077 | 517 | 2.300 | 1.522 | 3.582 | — | 1.298 | |
| 6 Traipo | — | — | — | — | 442 | 1.661 | 1.335 | 2.986 | — | 5.250 | |
| | — | — | — | — | 234 | 819 | 718 | 1.597 | — | 2.996 | |
| | — | — | — | — | — | — | — | — | — | 1.597 | |
| Comuna Vileún | 647 | 1.738 | 1.881 | 3.619 | 21 | 2.021 | 7.378 | 6.347 | 13.725 | 79 | 17.344 |
| 1 Santa Ana | — | — | — | — | 208 | 650 | 640 | 1.308 | — | 1.308 | |
| 2 Huilio | — | — | — | — | 529 | 1.802 | 1.786 | 3.588 | — | 3.588 | |
| 3 Tricauco | — | — | — | — | 97 | 439 | 338 | 777 | — | 777 | |
| 4 Pical | — | — | — | — | 348 | 1.096 | 1.073 | 2.169 | — | 2.169 | |
| 5 Freire | 464 | 066 | 1.236 | 2.202 | 303 | 902 | 759 | 1.661 | — | 7.883 | |
| 6 Alipén | — | — | — | — | 181 | 642 | 530 | 1.172 | — | 1.172 | |
| 7 Mañe | — | — | — | — | 309 | 1.069 | 960 | 2.029 | — | 2.029 | |
| 8 Los Laureles | 330 | 661 | 740 | 1.401 | 264 | 842 | 739 | 1.581 | — | 2.982 | |
| 9 Long Long | — | — | — | — | 394 | 1.432 | 1.151 | 2.583 | — | 2.583 | |
| 10 Colico | — | — | — | — | 331 | 1.288 | 1.021 | 2.309 | — | 2.309 | |
| 11 Huilipilán | — | — | — | — | 330 | 1.232 | 1.012 | 2.244 | — | 2.244 | |
| 12 Cuicucura | — | — | — | — | 300 | 1.310 | 1.320 | 2.630 | — | 2.630 | |
| Comuna Freire | 794 | 1.627 | 1.976 | 3.603 | 13 | 3.684 | 12.713 | 11.338 | 24.051 | 87 | 27.654 |
| 1 Cunco | 432 | 1.287 | 1.441 | 2.728 | 667 | 2.580 | 2.330 | 4.910 | — | 7.638 | |
| 2 Santa María | — | — | — | — | 539 | 1.930 | 1.750 | 3.680 | — | 3.680 | |
| 3 Carén | — | — | — | — | 220 | 829 | 768 | 1.597 | — | 1.597 | |
| 4 Quechereguas | — | — | — | — | 380 | 1.279 | 1.247 | 2.526 | — | 2.526 | |
| 5 Curilatquén | — | — | — | — | 222 | 786 | 714 | 1.480 | — | 1.480 | |
| 6 Coltú | — | — | — | — | 453 | 1.663 | 1.408 | 3.071 | — | 3.071 | |
| 7 Huichahue | — | — | — | — | 176 | 544 | 551 | 1.095 | — | 1.095 | |
| 8 Las Hortensias | — | — | — | — | 327 | 964 | 992 | 1.956 | — | 1.956 | |
| Comuna Cunco | 432 | 1.287 | 1.441 | 2.728 | 12 | 2.984 | 10.555 | 9.760 | 20.315 | 88 | 23.043 |
| DEPARTAMENTO TEMUGO | 9.861 | 24.625 | 29.991 | 54.616 | 36 | 14.726 | 50.690 | 47.431 | 98.121 | 64 | 152.737 |
| 1 Pitrufquén | 877 | 2.146 | 2.587 | 4.733 | 58 | 151 | 162 | 313 | — | 5.046 | |
| 2 Curileufu | 83 | 213 | 247 | 460 | 239 | 698 | 672 | 1.370 | — | 1.839 | |
| 3 Comuy | — | — | — | — | 541 | 1.748 | 1.702 | 3.450 | — | 3.450 | |
| 4 Chada | — | — | — | — | 412 | 1.319 | 1.197 | 2.516 | — | 2.516 | |
| 5 Petreuco | — | — | — | — | 659 | 2.252 | 2.225 | 4.477 | — | 4.477 | |
| Comuna Pitrufquén | 960 | 2.359 | 2.834 | 5.193 | 30 | 1.909 | 6.168 | 5.958 | 12.126 | 70 | 17.319 |
| 1 Gorbea | 545 | 1.244 | 1.666 | 2.910 | 287 | 911 | 792 | 1.703 | — | 4.613 | |
| 2 Huillanto | — | — | — | — | 646 | 2.256 | 2.158 | 4.414 | — | 4.414 | |
| 3 Quitratue | — | — | — | — | 331 | 945 | 983 | 1.928 | — | 1.928 | |
| 4 Lastarria | — | — | — | — | 584 | 1.767 | 1.682 | 3.449 | — | 3.449 | |
| 5 Dongil | — | — | — | — | 449 | 1.447 | 1.378 | 2.823 | — | 2.823 | |
| Comuna Gorbea | 545 | 1.244 | 1.666 | 2.910 | 17 | 2.297 | 7.326 | 6.991 | 14.317 | 83 | 17.227 |
| 1 Toltén | 161 | 495 | 519 | 1.014 | 454 | 1.444 | 1.395 | 2.839 | — | 3.853 | |
| 2 Mahuidancho | — | — | — | — | 150 | 489 | 479 | 968 | — | 968 | |
| 3 Queule | — | — | — | — | 695 | 2.241 | 2.002 | 4.243 | — | 4.243 | |
| Comuna Toltén | 161 | 495 | 519 | 1.014 | 11 | 1.299 | 4.174 | 3.876 | 8.050 | 89 | 9.064 |
| DEPARTAMENTO PITRUFQUEN | 1.666 | 4.098 | 5.019 | 9.117 | 21 | 5.505 | 17.668 | 16.825 | 34.493 | 79 | 43.610 |
| 1 Loncoche | 888 | 2.294 | 2.815 | 5.109 | 246 | 750 | 641 | 1.391 | — | 6.500 | |
| 2 La Paz | — | — | — | — | 538 | 1.795 | 1.557 | 3.352 | — | 3.352 | |
| 3 Pileuco | — | — | — | — | 245 | 795 | 694 | 1.489 | — | 1.489 | |
| 4 Añquintío | — | — | — | — | 171 | 572 | 533 | 1.105 | — | 1.105 | |
| 5 Muquén | — | — | — | — | 125 | 329 | 357 | 686 | — | 686 | |
| 6 Huiscapi | — | — | — | — | 122 | 477 | 345 | 822 | — | 822 | |
| 7 Yamico | — | — | — | — | 162 | 563 | 514 | 1.077 | — | 1.077 | |
| 8 Calfunco | — | — | — | — | 220 | 800 | 708 | 1.508 | — | 1.508 | |
| 9 Chanlelfu | — | — | — | — | 91 | 381 | 292 | 673 | — | 673 | |
| 10 Lumaco | — | — | — | — | 162 | 573 | 438 | 1.011 | — | 1.011 | |
| Comuna Loncoche | 888 | 2.294 | 2.815 | 5.109 | 28 | 2.082 | 7.035 | 6.079 | 13.114 | 72 | 18.223 |
| 1 Villarrica | 810 | 2.184 | 2.495 | 4.679 | 616 | 2.014 | 1.638 | 3.652 | — | 8.531 | |
| 2 Volpir | — | — | — | — | 884 | 2.991 | 2.817 | 5.808 | — | 5.808 | |
| 3 Chesque | — | — | — | — | 513 | 1.820 | 1.649 | 3.469 | — | 3.469 | |
| 4 Pedregoso | — | — | — | — | 438 | 1.696 | 1.338 | 3.034 | — | 3.034 | |
| Comuna Villarrica | 810 | 2.184 | 2.495 | 4.679 | 22 | 2.451 | 8.521 | 7.642 | 16.163 | 78 | 20.842 |
| 1 Pucón | 309 | 811 | 909 | 1.720 | 733 | 2.475 | 2.190 | 4.665 | — | 6.385 | |
| 2 Caburgua | — | — | — | — | 742 | 2.637 | 2.216 | 4.853 | — | 4.853 | |
| 3 Curarrehue | — | — | — | — | 566 | 2.015 | 1.648 | 3.663 | — | 3.663 | |
| Comuna Pucón | 309 | 811 | 909 | 1.720 | 12 | 2.041 | 7.127 | 6.054 | 13.181 | 88 | 14.901 |
| DEPARTAMENTO VILLARRICA | 2.007 | 5.289 | 6.219 | 11.508 | 21 | 6.574 | 22.683 | 19.775 | 42.458 | 79 | 53.966 |
| PROVINCIA GAUTIN | 18.275 | 45.793 | 55.690 | 101.483 | 27 | 41.707 | 141.452 | 131.724 | 273.176 | 73 | 374.659 |

POBLACION URBANA Y RURAL, CON DISTINCION DEL SEXO, POR PROVINCIAS
DEPARTAMENTOS, COMUNAS Y DISTRITOS.

PROVINCIA DE VALDIVIA

| Provincias, Departamentos, Comunas y Distritos | POBLACION URBANA | | | | POBLACION RURAL | | | | Total de habi- tantes | | |
|---|-----------------------------|-------------------|---------------|---------------|-----------------------------|-------------------|---------------|---------------|--------------------------------|-----------|----------------|
| | N.º de vivien- das | N.º de habitantes | | | N.º de vivien- das | N.º de habitantes | | | | | |
| | | Hombres | Mujeres | Total | | % | Hombres | Mujeres | | Total | % |
| 1. Canelos | 184 | 505 | 553 | 1.058 | — | — | — | — | 1.058 | | |
| 2. Camilo Henríquez | 700 | 1.555 | 2.310 | 3.865 | — | — | — | — | 3.865 | | |
| 3. Mercedes | 1.326 | 3.291 | 3.974 | 7.265 | — | — | — | — | 7.265 | | |
| 4. Aguirre | 1.787 | 4.092 | 4.600 | 8.692 | — | — | — | — | 8.692 | | |
| 5. Pantanos | 1.030 | 2.537 | 2.856 | 5.393 | — | — | — | — | 5.393 | | |
| 6. Miraflores | 241 | 590 | 625 | 1.215 | — | — | — | — | 1.215 | | |
| 7. Estación | 1.024 | 2.757 | 2.875 | 5.630 | 4 | 13 | 9 | 23 | 6.653 | | |
| 8. Collino | 348 | 920 | 842 | 1.762 | 497 | 1.427 | 1.348 | 2.775 | 4.537 | | |
| 9. Llanquihue | — | — | — | — | 61 | 184 | 168 | 352 | 352 | | |
| 10. Santo Domingo | — | — | — | — | 227 | 667 | 515 | 1.182 | 1.182 | | |
| 11. Angachilla | — | — | — | — | 364 | 1.126 | 935 | 2.061 | 2.061 | | |
| 12. Estancilla | — | — | — | — | 149 | 432 | 388 | 820 | 820 | | |
| 13. Nirbla | — | — | — | — | 274 | 822 | 756 | 1.578 | 1.578 | | |
| 14. Curintanco | — | — | — | — | 77 | 237 | 192 | 429 | 429 | | |
| 15. Tambillo | — | — | — | — | 68 | 276 | 227 | 503 | 503 | | |
| 16. Pichoy | — | — | — | — | 41 | 116 | 103 | 219 | 219 | | |
| 17. Mulco | — | — | — | — | 60 | 181 | 121 | 302 | 302 | | |
| 18. Animas | 209 | 582 | 577 | 1.159 | 348 | 1.068 | 942 | 2.010 | 3.169 | | |
| 19. Teja | — | — | — | — | 210 | 600 | 1.208 | 1.208 | 1.208 | | |
| Comuna Valdivia | 6.849 | 16.829 | 19.190 | 36.019 | 73 | 2.380 | 7.150 | 6.312 | 13.462 | 27 | 49.481 |
| 1. Corral | 863 | 2.321 | 2.171 | 4.492 | 407 | 1.241 | 1.031 | 2.272 | 6.764 | | |
| 2. Isla del Rey | — | — | — | — | 119 | 356 | 304 | 660 | 660 | | |
| 3. Tres Bocas | — | — | — | — | 167 | 502 | 418 | 920 | 920 | | |
| 4. Chaihuin | — | — | — | — | 43 | 151 | 124 | 275 | 275 | | |
| Comuna Corral | 863 | 2.321 | 2.171 | 4.492 | 52 | 736 | 2.250 | 1.877 | 4.127 | 48 | 8.619 |
| 1. San José | 207 | 678 | 838 | 1.516 | 521 | 1.755 | 1.478 | 3.233 | 4.749 | | |
| 2. Meliquina | — | — | — | — | 421 | 1.662 | 1.199 | 2.761 | 2.761 | | |
| 3. Millahuillin | — | — | — | — | 309 | 621 | 1.189 | 1.210 | 1.210 | | |
| 4. Inaque | — | — | — | — | 267 | 930 | 792 | 1.722 | 1.722 | | |
| 5. Muljun | — | — | — | — | 301 | 993 | 834 | 1.827 | 1.827 | | |
| 6. Mafil | — | — | — | — | 356 | 1.126 | 996 | 2.122 | 2.122 | | |
| 7. Miraflores | — | — | — | — | 274 | 843 | 763 | 1.606 | 1.606 | | |
| 8. Cruces | — | — | — | — | 354 | 1.088 | 1.040 | 2.128 | 2.128 | | |
| 9. Yeco | — | — | — | — | 92 | 333 | 276 | 609 | 609 | | |
| Comuna Mariquina | 207 | 678 | 838 | 1.516 | 8 | 2.895 | 9.251 | 7.967 | 17.218 | 92 | 18.734 |
| 1. Lanco | 487 | 1.341 | 1.452 | 2.793 | 196 | 644 | 607 | 1.251 | 4.044 | | |
| 2. Quilche | — | — | — | — | 267 | 948 | 795 | 1.743 | 1.743 | | |
| 3. Pitren | — | — | — | — | 271 | 2.686 | 2.331 | 5.017 | 5.017 | | |
| 4. Calafquén | — | — | — | — | 368 | 1.309 | 1.152 | 2.461 | 2.461 | | |
| 5. Lonquén | — | — | — | — | 230 | 769 | 780 | 1.549 | 1.549 | | |
| 6. Pirehucico | — | — | — | — | 166 | 686 | 519 | 1.235 | 1.235 | | |
| 7. Panguire | — | — | — | — | 275 | 1.034 | 863 | 1.897 | 1.897 | | |
| 8. Panguipulli | — | — | — | — | 1.324 | 4.614 | 3.762 | 8.376 | 8.376 | | |
| 9. Huenuye | — | — | — | — | 150 | 625 | 541 | 1.166 | 1.166 | | |
| Comuna Lanco | 487 | 1.341 | 1.452 | 2.793 | 10 | 3.697 | 13.315 | 11.380 | 24.695 | 90 | 27.488 |
| 1. Collileufu | 257 | 663 | 734 | 1.397 | 264 | 756 | 728 | 1.484 | 2.881 | | |
| 2. Tomen | — | — | — | — | 194 | 714 | 596 | 1.310 | 1.310 | | |
| 3. Malihue | — | — | — | — | 299 | 1.172 | 886 | 2.068 | 2.068 | | |
| 4. Riñihue | — | — | — | — | 1.026 | 3.629 | 3.076 | 6.705 | 6.705 | | |
| 5. Choshuenco | — | — | — | — | 545 | 1.865 | 1.495 | 3.360 | 3.360 | | |
| 6. Pichico | 127 | 349 | 350 | 709 | 76 | 246 | 204 | 450 | 1.159 | | |
| 7. Reumen | — | — | — | — | 792 | 2.742 | 2.364 | 5.106 | 5.106 | | |
| Diseminados | — | — | — | — | — | — | 11 | 39 | 39 | | |
| Comuna Los Lagos | 384 | 1.012 | 1.094 | 2.106 | 9 | 3.196 | 11.152 | 9.360 | 20.512 | 91 | 22.618 |
| DEPARTAMENTO VALDIVIA | 8.790 | 22.181 | 24.745 | 46.926 | 37 | 12.904 | 43.118 | 36.896 | 80.014 | 63 | 126.940 |
| 1. La Unión | 1.195 | 3.314 | 3.837 | 7.151 | 23 | 54 | 55 | 109 | 7.260 | | |
| 2. Cudico | — | — | — | — | 304 | 1.018 | 846 | 1.864 | 1.864 | | |
| 3. Cunco | — | — | — | — | 321 | 1.124 | 969 | 2.093 | 2.093 | | |
| 4. El Peligro | — | — | — | — | 102 | 347 | 290 | 637 | 637 | | |
| 5. Centinela | — | — | — | — | 319 | 1.080 | 954 | 2.034 | 2.034 | | |
| 6. Huacahue | — | — | — | — | 263 | 782 | 657 | 1.439 | 1.439 | | |
| 7. Rofuco | — | — | — | — | 255 | 913 | 785 | 1.698 | 1.698 | | |
| 8. Los Chilcos | — | — | — | — | 334 | 1.261 | 1.160 | 2.421 | 2.421 | | |
| 9. Traiguén | 6 | 40 | 45 | 85 | 260 | 828 | 807 | 1.635 | 1.718 | | |
| Comuna La Unión | 1.201 | 3.354 | 3.880 | 7.234 | 34 | 2.171 | 7.407 | 6.523 | 13.930 | 66 | 21.164 |
| 1. Los Ulmos | — | — | — | — | 101 | 353 | 268 | 621 | 621 | | |
| 2. Pailacán | — | — | — | — | 302 | 965 | 873 | 1.838 | 1.838 | | |
| 3. Pailaco | 332 | 919 | 1.061 | 1.980 | 1.005 | 1.005 | 831 | 1.836 | 3.816 | | |
| 4. Itopulli | — | — | — | — | 435 | 1.563 | 1.313 | 2.876 | 2.876 | | |
| Comuna Pailaco | 332 | 919 | 1.061 | 1.980 | 22 | 1.144 | 3.886 | 3.285 | 7.171 | 78 | 9.151 |
| DEPARTAMENTO LA UNION | 1.533 | 4.273 | 4.941 | 9.214 | 30 | 3.315 | 11.293 | 9.808 | 21.101 | 70 | 30.315 |
| 1. R'ó Bueno | 851 | 2.178 | 2.674 | 4.852 | 61 | 196 | 195 | 391 | 5.243 | | |
| 2. Cocule | — | — | — | — | 587 | 2.123 | 1.884 | 4.007 | 4.007 | | |
| 3. Pailahue | — | — | — | — | 438 | 1.770 | 5.595 | 3.365 | 3.365 | | |
| 4. Filuco | — | — | — | — | 390 | 1.566 | 1.345 | 2.911 | 2.911 | | |
| 5. Puyehue | — | — | — | — | 629 | 2.239 | 2.018 | 4.257 | 4.257 | | |
| 6. Licán | — | — | — | — | 18 | 81 | 44 | 125 | 125 | | |
| 7. Riñinahue | — | — | — | — | 492 | 1.796 | 1.592 | 3.388 | 3.388 | | |
| 8. Liffén | — | — | — | — | 264 | 986 | 834 | 1.820 | 1.820 | | |
| 9. Tringlo | — | — | — | — | 739 | 2.480 | 2.219 | 4.699 | 4.699 | | |
| 10. Parrhuin | — | — | — | — | 675 | 2.570 | 2.002 | 4.572 | 4.572 | | |
| Comuna Río Bueno | 851 | 2.178 | 2.674 | 4.852 | 14 | 4.293 | 15.807 | 13.728 | 29.535 | 86 | 34.387 |
| DEPARTAMENTO RIO BUENO | 851 | 2.178 | 2.674 | 4.852 | 14 | 4.293 | 15.807 | 13.728 | 29.535 | 86 | 34.387 |
| PROVINCIA VALDIVIA | 11.174 | 28.632 | 32.360 | 60.992 | 32 | 20.512 | 70.218 | 60.432 | 130.650 | 68 | 191.642 |

PROVINCIA DE OSORNO

| Provincias, Departamentos, Comunas y Distritos | POBLACIÓN URBANA | | | | | POBLACIÓN RURAL | | | | | Total de habi- tantes |
|---|---------------------------|-------------------|---------------|---------------|-----------|---------------------------|-------------------|---------------|---------------|-----------|--------------------------------|
| | N.º de vivi- das | N.º de habitantes | | | | N.º de vivi- das | N.º de habitantes | | | | |
| | | Hombres | Mujeres | Total | % | | Hombres | Mujeres | Total | % | |
| 1. Puerto Octay | 128 | 418 | 496 | 914 | — | 364 | 1.236 | 1.009 | 2.245 | — | 3.169 |
| 2. Colhuco | — | — | — | — | — | 498 | 1.867 | 1.583 | 3.450 | — | 3.450 |
| 3. El Volcán | — | — | — | — | — | 366 | 1.278 | 1.075 | 2.353 | — | 2.353 |
| Comuna Puerto Octay..... | 128 | 418 | 496 | 914 | 10 | 1.228 | 4.381 | 3.667 | 8.048 | 90 | 8.962 |
| 1. Hospital | 2.367 | 5.638 | 6.724 | 12.362 | — | — | — | — | — | — | 12.362 |
| 2. Larroquias | 414 | 1.027 | 1.415 | 2.442 | — | — | — | — | — | — | 2.442 |
| 3. Plazas | 527 | 1.731 | 1.898 | 3.629 | — | — | — | — | — | — | 3.629 |
| 4. Iñil | 269 | 633 | 761 | 1.394 | — | — | — | — | — | — | 1.394 |
| 5. Rahue | 982 | 2.506 | 2.742 | 5.248 | — | — | — | — | — | — | 5.248 |
| 6. Champulli | — | — | — | — | — | 351 | 1.412 | 1.154 | 2.566 | — | 7.814 |
| 7. Loma de Piedra | — | — | — | — | — | 372 | 1.196 | 1.076 | 2.271 | — | 2.271 |
| 8. San Juan de la Costa | — | — | — | — | — | 281 | 913 | 850 | 1.743 | — | 1.743 |
| 9. Boca de Río Bueno | — | — | — | — | — | 692 | 2.340 | 2.134 | 4.474 | — | 4.474 |
| 10. Juncos | — | — | — | — | — | 27 | 70 | 86 | 156 | — | 156 |
| 11. Chanco | — | — | — | — | — | 383 | 1.146 | 1.064 | 2.210 | — | 2.210 |
| 12. Misión de Tuinco | — | — | — | — | — | 166 | 449 | 416 | 865 | — | 865 |
| 13. Pilauco | — | — | — | — | — | 28 | 82 | 84 | 166 | — | 166 |
| 14. Chacayal | — | — | — | — | — | 157 | 458 | 487 | 945 | — | 945 |
| 15. Remehue | — | — | — | — | — | 108 | 418 | 330 | 748 | — | 748 |
| 16. Polloico | — | — | — | — | — | 139 | 539 | 417 | 947 | — | 947 |
| 17. Chuyaca | — | — | — | — | — | 176 | 539 | 478 | 1.017 | — | 1.017 |
| 18. Collipulli | — | — | — | — | — | 330 | 1.081 | 970 | 2.051 | — | 2.051 |
| 19. Entre Lagos | — | — | — | — | — | 565 | 2.263 | 1.941 | 4.204 | — | 4.204 |
| 20. Desagüe | — | — | — | — | — | 622 | 2.527 | 1.871 | 4.398 | — | 4.398 |
| 21. Cancura | — | — | — | — | — | 126 | 429 | 410 | 909 | — | 909 |
| 22. Pichil | — | — | — | — | — | 164 | 505 | 522 | 1.027 | — | 1.027 |
| 23. Ovejuna | — | — | — | — | — | 408 | 1.449 | 1.250 | 2.699 | — | 2.699 |
| 24. Las Quemadas | 337 | 892 | 925 | 1.817 | — | 127 | 420 | 370 | 790 | — | 2.607 |
| Comuna Osorno..... | 4.886 | 12.427 | 14.465 | 26.892 | 43 | 5.364 | 18.809 | 16.405 | 35.214 | 57 | 62.106 |
| 1. San Pablo | 177 | 444 | 542 | 986 | — | — | — | — | — | — | 986 |
| 2. Santa Rosa | — | — | — | — | — | 202 | 698 | 614 | 1.312 | — | 1.312 |
| 3. Putabla | — | — | — | — | — | 215 | 738 | 668 | 1.406 | — | 1.406 |
| 4. Sucutué | — | — | — | — | — | 42 | 118 | 103 | 221 | — | 221 |
| 5. Colgue | — | — | — | — | — | 80 | 353 | 253 | 606 | — | 606 |
| 6. Rosario de las Animas | — | — | — | — | — | 23 | 86 | 65 | 150 | — | 150 |
| 7. Bella Vista | — | — | — | — | — | 40 | 168 | 124 | 282 | — | 282 |
| 8. Quilacahuín | — | — | — | — | — | 169 | 641 | 601 | 1.242 | — | 1.242 |
| 9. Trumao | — | — | — | — | — | 111 | 372 | 323 | 695 | — | 695 |
| 10. Caracol | — | — | — | — | — | 136 | 483 | 392 | 878 | — | 878 |
| 11. Dollinco | — | — | — | — | — | 105 | 397 | 378 | 775 | — | 775 |
| Comuna San Pablo | 177 | 444 | 542 | 986 | 12 | 1.123 | 4.043 | 3.521 | 7.564 | 88 | 8.550 |
| DEPARTAMENTO OSORNO | 5.191 | 13.289 | 15.503 | 28.792 | 36 | 7.715 | 27.233 | 23.593 | 50.826 | 64 | 79.618 |
| 1. Río Negro | 324 | 961 | 936 | 1.897 | — | 321 | 1.097 | 996 | 2.093 | — | 3.990 |
| 2. Tres Esteros | — | — | — | — | — | 239 | 784 | 692 | 1.476 | — | 1.476 |
| 3. Huilma | — | — | — | — | — | 216 | 783 | 644 | 1.427 | — | 1.427 |
| 4. Caipulli | — | — | — | — | — | 321 | 1.143 | 942 | 2.085 | — | 2.085 |
| 5. Chahuilco | — | — | — | — | — | 368 | 1.340 | 1.140 | 2.480 | — | 2.480 |
| 6. Riachuelo | — | — | — | — | — | 368 | 1.146 | 1.064 | 2.209 | — | 2.209 |
| Comuna Río Negro | 324 | 961 | 936 | 1.897 | 14 | 1.823 | 6.292 | 5.478 | 11.770 | 86 | 13.667 |
| 1. Purrangué | 379 | 956 | 1.102 | 2.058 | — | 827 | 2.992 | 2.362 | 5.254 | — | 7.312 |
| 2. Maipucé | — | — | — | — | — | 243 | 883 | 733 | 1.616 | — | 1.616 |
| 3. Río Blanco | — | — | — | — | — | 218 | 811 | 665 | 1.476 | — | 1.476 |
| 4. Hucyuca | — | — | — | — | — | 555 | 2.007 | 1.646 | 3.652 | — | 3.652 |
| Comuna Purrangué..... | 379 | 956 | 1.102 | 2.058 | 15 | 1.843 | 6.593 | 5.405 | 11.998 | 85 | 14.056 |
| DEPARTAMENTO RIO NEGRO | 703 | 1.917 | 2.038 | 3.955 | 14 | 3.666 | 12.885 | 10.883 | 23.768 | 86 | 27.723 |
| PROVINCIA OSORNO | 5.894 | 15.206 | 17.541 | 32.747 | 31 | 11.381 | 40.118 | 34.476 | 74.594 | 69 | 107.341 |

PROVINCIA DE LLANQUIHUE

| | | | | | | | | | | | |
|--|------------|--------------|--------------|--------------|-----------|--------------|---------------|---------------|---------------|-----------|---------------|
| 1. Puerto Varas | 676 | 1.996 | 2.150 | 4.146 | — | 193 | 572 | 555 | 1.127 | — | 5.273 |
| 2. Nueva Braunau | — | — | — | — | — | 172 | 517 | 429 | 946 | — | 946 |
| 3. Paraguay Grande | — | — | — | — | — | 71 | 316 | 285 | 601 | — | 601 |
| 4. Santa María | — | — | — | — | — | 135 | 488 | 426 | 914 | — | 914 |
| 5. Loncotoro | — | — | — | — | — | 207 | 602 | 534 | 1.136 | — | 1.136 |
| 6. Colchagua | — | — | — | — | — | 272 | 900 | 812 | 1.712 | — | 1.712 |
| 7. Llanquihue | — | — | — | — | — | 377 | 997 | 1.054 | 2.051 | — | 2.051 |
| 8. La Fábrica | — | — | — | — | — | 148 | 463 | 383 | 846 | — | 846 |
| 9. Los Riscos | — | — | — | — | — | 247 | 786 | 676 | 1.362 | — | 1.362 |
| 10. Ensenada | — | — | — | — | — | 133 | 487 | 363 | 850 | — | 850 |
| 11. Puyilla | — | — | — | — | — | 71 | 226 | 178 | 403 | — | 403 |
| Bahía Puerto Varas | 676 | 1.996 | 2.150 | 4.146 | 26 | 2.026 | 6.362 | 5.595 | 11.957 | 74 | 16.103 |
| 1. Fresia | 126 | 298 | 372 | 670 | — | 447 | 1.549 | 1.395 | 2.944 | — | 3.614 |
| 2. La Costa | — | — | — | — | — | 119 | 396 | 362 | 758 | — | 758 |
| 3. Teguayda | — | — | — | — | — | 342 | 1.027 | 995 | 2.022 | — | 2.022 |
| 4. Cañal | — | — | — | — | — | 179 | 558 | 560 | 1.158 | — | 1.158 |
| 5. Río Frío | — | — | — | — | — | 460 | 1.445 | 1.282 | 2.727 | — | 2.727 |
| 6. Llico | — | — | — | — | — | 317 | 1.028 | 1.000 | 2.028 | — | 2.028 |
| Comuna Fresia..... | 126 | 298 | 372 | 670 | 5 | 1.864 | 6.043 | 5.594 | 11.637 | 95 | 12.307 |
| 1. Frutillar | 105 | 282 | 320 | 602 | — | 609 | 1.933 | 1.707 | 3.640 | — | 4.242 |
| 2. Paraguay | — | — | — | — | — | 543 | 1.869 | 1.587 | 3.456 | — | 3.456 |
| 3. Casma | — | — | — | — | — | 318 | 990 | 877 | 1.867 | — | 1.867 |
| 4. Los Bajos | — | — | — | — | — | 144 | 437 | 387 | 824 | — | 824 |
| Comuna Frutillar..... | 105 | 282 | 320 | 602 | 6 | 1.614 | 5.229 | 4.558 | 9.787 | 94 | 10.389 |
| DEPARTAMENTO PUERTO VARAS | 907 | 2.576 | 2.842 | 5.418 | 14 | 5.504 | 17.634 | 15.747 | 33.381 | 86 | 38.799 |
| 1. Maullín | 275 | 724 | 857 | 1.585 | — | 26 | 71 | 99 | 170 | — | 1.755 |
| 2. Quenuir | — | — | — | — | — | 153 | 445 | 468 | 913 | — | 913 |
| 3. Pargua | — | — | — | — | — | 164 | 462 | 471 | 923 | — | 923 |

| Provincias, Departamentos, Comunas y Distritos | POBLACIÓN URBANA | | | | POBLACIÓN RURAL | | | | Total de habi- tantes | | |
|---|------------------------|-------------------|---------|--------|------------------------|-------------------|---------|---------|--------------------------------|-------|---------|
| | N.º de viviendas | N.º de habitantes | | | N.º de viviendas | N.º de habitantes | | | | | |
| | | Hombres | Mujeres | Total | | % | Hombres | Mujeres | | Total | % |
| 4. Nadi..... | — | — | — | — | — | 124 | 359 | 420 | 819 | — | 819 |
| 5. Muermos..... | — | — | — | — | — | 236 | 824 | 704 | 1.528 | — | 1.528 |
| 6. Paraguay Chico..... | — | — | — | — | — | 91 | 338 | 307 | 645 | — | 645 |
| 7. Ostiones..... | — | — | — | — | — | 115 | 423 | 381 | 804 | — | 804 |
| 8. Caracol..... | — | — | — | — | — | 55 | 216 | 182 | 398 | — | 398 |
| 9. Cululil..... | — | — | — | — | — | 431 | 1.402 | 1.435 | 2.837 | — | 2.837 |
| 10. Lolcura..... | — | — | — | — | — | 214 | 688 | 681 | 1.369 | — | 1.369 |
| 11. Misquihue..... | — | — | — | — | — | 247 | 764 | 784 | 1.548 | — | 1.548 |
| 12. Olmuquille..... | — | — | — | — | — | 134 | 414 | 452 | 866 | — | 866 |
| 13. Peñol..... | — | — | — | — | — | 166 | 468 | 507 | 975 | — | 975 |
| 14. Chuyaquen..... | — | — | — | — | — | 119 | 339 | 323 | 662 | — | 662 |
| 15. Cariguilla..... | — | — | — | — | — | 90 | 264 | 283 | 547 | — | 547 |
| 16. Astillero..... | — | — | — | — | — | 27 | 80 | 84 | 164 | — | 164 |
| 17. Carelmapu..... | — | — | — | — | — | 149 | 392 | 420 | 812 | — | 812 |
| 18. Dadi..... | — | — | — | — | — | 67 | 218 | 204 | 422 | — | 422 |
| Bahía..... | — | — | — | — | — | — | 10 | — | 10 | — | 10 |
| Comuna Maullín..... | 275 | 728 | 857 | 1.585 | 9 | 2.598 | 8.207 | 8.205 | 16.412 | 91 | 17.997 |
| DEPARTAMENTO MAULLÍN..... | 275 | 728 | 857 | 1.585 | 9 | 2.598 | 8.207 | 8.205 | 16.412 | 91 | 17.997 |
| 1. Estación..... | 1.367 | 4.387 | 4.676 | 9.063 | — | — | — | — | — | — | 9.063 |
| 2. Puerto..... | 2.267 | 5.484 | 6.813 | 12.297 | — | — | — | — | — | — | 12.297 |
| 3. Isla Tenglo..... | — | — | — | — | — | 63 | 166 | 27 | 193 | — | 416 |
| 4. Maillán..... | — | — | — | — | — | 202 | 565 | 553 | 1.118 | — | 1.118 |
| 5. Panitao..... | — | — | — | — | — | 406 | 2.062 | 1.280 | 3.342 | — | 3.342 |
| 6. El Gato..... | — | — | — | — | — | 188 | 610 | 594 | 1.204 | — | 1.204 |
| 7. Las Queguas..... | — | — | — | — | — | 116 | 404 | 358 | 762 | — | 762 |
| 8. Lagonitas..... | — | — | — | — | — | 323 | 976 | 1.052 | 2.028 | — | 2.028 |
| 9. Chín-Chín..... | — | — | — | — | — | 66 | 194 | 169 | 353 | — | 353 |
| 10. Alerce..... | — | — | — | — | — | 212 | 648 | 567 | 1.215 | — | 1.215 |
| 11. Pelluco..... | — | — | — | — | — | 143 | 467 | 453 | 920 | — | 920 |
| 12. Río Chico..... | — | — | — | — | — | 190 | 594 | 469 | 1.063 | — | 1.063 |
| 15. Chaniza..... | — | — | — | — | — | 49 | 180 | 132 | 312 | — | 312 |
| 14. Quilipe..... | — | — | — | — | — | 141 | 471 | 469 | 940 | — | 940 |
| 15. Lenca..... | — | — | — | — | — | 163 | 537 | 553 | 1.090 | — | 1.090 |
| 16. Yate..... | — | — | — | — | — | 114 | 363 | 330 | 693 | — | 693 |
| 17. Puelo..... | — | — | — | — | — | 180 | 616 | 604 | 1.220 | — | 1.220 |
| 18. Cochanió..... | — | — | — | — | — | 186 | 553 | 555 | 1.108 | — | 1.108 |
| 19. Ralun..... | — | — | — | — | — | 97 | 311 | 286 | 597 | — | 597 |
| 20. Llanada Grande..... | — | — | — | — | — | 98 | 271 | 212 | 483 | — | 483 |
| 21. Río Negro..... | — | — | — | — | — | 130 | 391 | 346 | 737 | — | 737 |
| 22. Hualahue..... | — | — | — | — | — | 162 | 492 | 471 | 963 | — | 963 |
| 23. Llequiman..... | — | — | — | — | — | 142 | 445 | 372 | 817 | — | 817 |
| 24. Contao..... | — | — | — | — | — | 106 | 354 | 350 | 704 | — | 704 |
| 25. Queullín..... | — | — | — | — | — | 64 | 199 | 187 | 386 | — | 386 |
| Comuna Puerto Montt..... | 3.634 | 9.871 | 11.489 | 21.360 | 49 | 3.521 | 12.077 | 10.587 | 22.664 | 51 | 44.021 |
| DEPARTAMENTO LLANQUIHUE..... | 3.634 | 9.871 | 11.489 | 21.360 | 49 | 3.521 | 12.077 | 10.587 | 22.664 | 51 | 44.021 |
| 1. Chuyahue..... | — | — | — | — | — | 188 | 542 | 571 | 1.113 | — | 1.113 |
| 2. Colihue..... | — | — | — | — | — | 67 | 205 | 204 | 409 | — | 409 |
| 3. Agostao..... | — | — | — | — | — | 82 | 259 | 245 | 504 | — | 504 |
| 4. Daitao..... | — | — | — | — | — | 122 | 359 | 354 | 713 | — | 713 |
| 5. San Rafael..... | — | — | — | — | — | 248 | 705 | 683 | 1.388 | — | 1.388 |
| 6. El Rosario..... | — | — | — | — | — | 309 | 956 | 924 | 1.880 | — | 1.880 |
| 7. Quetralauquén..... | — | — | — | — | — | 72 | 188 | 198 | 386 | — | 386 |
| 8. Alfaro..... | — | — | — | — | — | 212 | 566 | 620 | 1.186 | — | 1.186 |
| 9. Chucalua..... | — | — | — | — | — | 115 | 322 | 313 | 635 | — | 635 |
| 10. Puluqui..... | — | — | — | — | — | 118 | 279 | 370 | 649 | — | 649 |
| 11. Maquil..... | — | — | — | — | — | 192 | 438 | 517 | 955 | — | 955 |
| 12. Llaicha..... | — | — | — | — | — | 152 | 427 | 466 | 893 | — | 893 |
| 13. Chichil..... | — | — | — | — | — | 180 | 529 | 573 | 1.102 | — | 1.102 |
| 14. Calbuco..... | 394 | 928 | 1.121 | 2.049 | — | — | — | — | — | — | 2.049 |
| 15. Caicaen..... | — | — | — | — | — | 49 | 139 | 133 | 272 | — | 272 |
| 16. San José de Quigua..... | — | — | — | — | — | 177 | 505 | 579 | 1.084 | — | 1.084 |
| 17. Quenu..... | — | — | — | — | — | 29 | 88 | 90 | 178 | — | 178 |
| 18. Chidhuapi..... | — | — | — | — | — | 75 | 225 | 221 | 446 | — | 446 |
| 19. Tabón..... | — | — | — | — | — | 86 | 287 | 276 | 563 | — | 563 |
| Comuna Calbuco..... | 394 | 928 | 1.121 | 2.049 | 12 | 2.473 | 7.019 | 7.337 | 14.356 | 88 | 14.605 |
| DEPARTAMENTO CALBUCO..... | 394 | 928 | 1.121 | 2.049 | 12 | 2.473 | 7.019 | 7.337 | 14.356 | 88 | 14.605 |
| PROVINCIA LLANQUIHUE..... | 5.210 | 14.103 | 16.309 | 30.412 | 26 | 14.096 | 44.937 | 41.876 | 86.813 | 74 | 115.425 |

PROVINCIA DE CHILOE

| | | | | | | | | | | | |
|-----------------------|-----|-------|-------|-------|----|-------|-------|-------|-------|----|--------|
| D. Agui..... | — | — | — | — | — | 48 | 119 | 142 | 261 | — | 261 |
| D. Punta Arenas..... | — | — | — | — | — | 42 | 98 | 116 | 214 | — | 214 |
| D. Nal..... | — | — | — | — | — | 105 | 248 | 313 | 561 | — | 561 |
| D. Hualpicaui..... | — | — | — | — | — | 62 | 165 | 156 | 321 | — | 321 |
| D. Pilluco..... | — | — | — | — | — | 37 | 88 | 117 | 205 | — | 205 |
| D. Quetalmahue..... | — | — | — | — | — | 67 | 166 | 215 | 381 | — | 381 |
| D. Calle..... | — | — | — | — | — | 96 | 286 | 314 | 600 | — | 600 |
| D. Quilhuao..... | — | — | — | — | — | 138 | 379 | 430 | 809 | — | 809 |
| D. Catedral..... | 159 | 433 | 496 | 929 | — | — | — | — | — | — | 929 |
| D. Playa Ancha..... | 128 | 280 | 378 | 658 | — | — | — | — | — | — | 658 |
| D. San Francisco..... | 23 | 60 | 72 | 132 | — | — | — | — | — | — | 132 |
| D. Bellavista..... | — | — | — | — | — | 25 | 119 | 63 | 182 | — | 182 |
| D. Lechagua..... | — | — | — | — | — | 70 | 196 | 195 | 391 | — | 391 |
| D. Aduana..... | 82 | 197 | 256 | 453 | — | — | — | — | — | — | 453 |
| D. Cuartel..... | 224 | 617 | 771 | 1.288 | — | — | — | — | — | — | 1.288 |
| D. Hospital..... | 77 | 182 | 290 | 472 | — | — | — | — | — | — | 472 |
| D. Fudelo..... | 28 | 72 | 74 | 146 | — | — | — | — | — | — | 146 |
| D. Caracolex..... | — | — | — | — | — | 127 | 393 | 400 | 793 | — | 793 |
| D. Quichitue..... | — | — | — | — | — | 143 | 536 | 373 | 909 | — | 909 |
| D. Pagueñún..... | — | — | — | — | — | 97 | 265 | 280 | 545 | — | 545 |
| D. Parranqui..... | — | — | — | — | — | 36 | 95 | 108 | 203 | — | 203 |
| D. Caipulli..... | — | — | — | — | — | 107 | 296 | 301 | 597 | — | 597 |
| D. Cogomó..... | — | — | — | — | — | 127 | 468 | 356 | 824 | — | 824 |
| D. Caulfa..... | — | — | — | — | — | 30 | 81 | 91 | 172 | — | 172 |
| D. Estero..... | — | — | — | — | — | 94 | 249 | 260 | 509 | — | 509 |
| D. Chacao..... | — | — | — | — | — | 56 | 155 | 166 | 321 | — | 321 |
| D. Manao..... | — | — | — | — | — | 162 | 414 | 419 | 833 | — | 833 |
| Diseminados..... | — | — | — | — | — | — | 5 | 7 | 12 | — | 12 |
| Bahía..... | — | — | — | — | — | — | 7 | 3 | 10 | — | 10 |
| Comuna Ancud..... | 721 | 1.741 | 2.337 | 4.078 | 29 | 1.712 | 4.557 | 4.946 | 9.903 | 71 | 13.981 |

| Provincias, Departamentos, Comunas y Distritos | POBLACIÓN URBANA | | | | POBLACIÓN RURAL | | | | Total de habi- tantes | | |
|---|-----------------------------|-------------------|--------------|--------------|-----------------------------|-------------------|---------------|---------------|--------------------------------|-----------|---------------|
| | N.º de vivien- das | N.º de habitantes | | | N.º de vivien- das | N.º de habitantes | | | | | |
| | | Hombres | Mujeres | Total | | % | Hombres | Mujeres | | Total | % |
| D. Linao..... | --- | --- | --- | --- | 153 | 382 | 424 | 806 | --- | 806 | |
| D. Lituco..... | --- | --- | --- | --- | 248 | 684 | 822 | 1.506 | --- | 1.506 | |
| D. Huite..... | --- | --- | --- | --- | 83 | 206 | 283 | 459 | --- | 459 | |
| D. Aucar..... | 95 | 184 | 228 | 412 | 156 | 391 | 430 | 821 | --- | 1.233 | |
| D. Queller..... | --- | --- | --- | --- | 116 | 238 | 313 | 551 | --- | 551 | |
| D. Quiterquen..... | --- | --- | --- | --- | 81 | 167 | 238 | 405 | --- | 405 | |
| D. Choer..... | --- | --- | --- | --- | 85 | 174 | 238 | 412 | --- | 412 | |
| D. Chaurau..... | --- | --- | --- | --- | 145 | 338 | 438 | 776 | --- | 776 | |
| D. Quicavi..... | --- | --- | --- | --- | 114 | 256 | 352 | 607 | --- | 607 | |
| Comuna Quemchi..... | 95 | 184 | 228 | 412 | 6 | 1.157 | 2.835 | 3.508 | 6.343 | 94 | 6.755 |
| D. Astillero..... | --- | --- | --- | --- | 103 | 226 | 324 | 550 | --- | 550 | |
| D. Dalcahue..... | 51 | 124 | 127 | 251 | 329 | 770 | 968 | 1.738 | --- | 1.989 | |
| D. Quetalco..... | --- | --- | --- | --- | 267 | 589 | 786 | 1.375 | --- | 1.375 | |
| D. San Juan..... | --- | --- | --- | --- | 167 | 387 | 514 | 901 | --- | 901 | |
| D. Calen..... | --- | --- | --- | --- | 131 | 318 | 376 | 694 | --- | 694 | |
| D. Tenaún..... | --- | --- | --- | --- | 198 | 474 | 559 | 1.033 | --- | 1.033 | |
| Comuna Dalcahue..... | 51 | 124 | 127 | 251 | 4 | 1.195 | 2.764 | 3.527 | 6.291 | 96 | 6.542 |
| DEPARTAMENTO ANCÚD..... | 867 | 2.049 | 2.692 | 4.741 | 17 | 4.064 | 10.556 | 11.981 | 22.537 | 83 | 27.278 |
| D. Rilán..... | --- | --- | --- | --- | 208 | 512 | 645 | 1.157 | --- | 1.157 | |
| D. Curanue..... | --- | --- | --- | --- | 266 | 589 | 873 | 1.462 | --- | 1.462 | |
| D. Yutuy..... | --- | --- | --- | --- | 175 | 488 | 570 | 1.058 | --- | 1.058 | |
| D. Aguantao..... | --- | --- | --- | --- | 124 | 351 | 415 | 766 | --- | 766 | |
| D. Huenuco..... | --- | --- | --- | --- | 175 | 411 | 568 | 979 | --- | 979 | |
| D. Tay..... | --- | --- | --- | --- | 122 | 384 | 476 | 860 | --- | 860 | |
| D. San José..... | --- | --- | --- | --- | 127 | 382 | 431 | 813 | --- | 813 | |
| D. Quilquico..... | --- | --- | --- | --- | 213 | 562 | 708 | 1.270 | --- | 1.270 | |
| D. Coñico..... | --- | --- | --- | --- | 117 | 308 | 405 | 713 | --- | 713 | |
| D. Putcuman..... | --- | --- | --- | --- | 126 | 351 | 428 | 779 | --- | 779 | |
| D. Pjd-Pjd..... | --- | --- | --- | --- | 160 | 419 | 559 | 978 | --- | 978 | |
| D. Liau-Liau..... | --- | --- | --- | --- | 164 | 438 | 526 | 964 | --- | 964 | |
| D. Ten-Ten..... | --- | --- | --- | --- | 201 | 566 | 596 | 1.152 | --- | 1.152 | |
| D. Castro..... | 853 | 2.140 | 2.641 | 4.781 | 110 | 342 | 395 | 737 | --- | 5.518 | |
| D. Nercon..... | --- | --- | --- | --- | 111 | 204 | 352 | 556 | --- | 556 | |
| D. Licaldad..... | --- | --- | --- | --- | 81 | 229 | 268 | 497 | --- | 497 | |
| D. Chelin..... | --- | --- | --- | --- | 80 | 162 | 240 | 392 | --- | 392 | |
| D. Huecho Chelin..... | --- | --- | --- | --- | 64 | 148 | 198 | 346 | --- | 346 | |
| D. Quehue..... | --- | --- | --- | --- | 119 | 323 | 400 | 723 | --- | 723 | |
| D. Metanque..... | --- | --- | --- | --- | 223 | 553 | 691 | 1.244 | --- | 1.244 | |
| Comuna Castro..... | 853 | 2.140 | 2.641 | 4.781 | 22 | 2.950 | 7.702 | 9.744 | 17.446 | 78 | 22.227 |
| D. Chonchi..... | 207 | 490 | 603 | 1.093 | 69 | 121 | 182 | 303 | --- | 1.396 | |
| D. Nofuco..... | --- | --- | --- | --- | 149 | 353 | 427 | 780 | --- | 780 | |
| D. Huillinco..... | --- | --- | --- | --- | 258 | 603 | 719 | 1.322 | --- | 1.322 | |
| D. Cucao..... | --- | --- | --- | --- | 121 | 297 | 296 | 593 | --- | 593 | |
| D. Pocotuc..... | --- | --- | --- | --- | 158 | 402 | 459 | 861 | --- | 861 | |
| D. Tempa..... | --- | --- | --- | --- | 105 | 205 | 269 | 474 | --- | 474 | |
| D. Terno..... | --- | --- | --- | --- | 149 | 393 | 453 | 856 | --- | 856 | |
| D. Nalhuitad..... | --- | --- | --- | --- | 179 | 393 | 516 | 909 | --- | 909 | |
| D. Rauco..... | --- | --- | --- | --- | 143 | 323 | 424 | 747 | --- | 747 | |
| D. Alcaldeo..... | --- | --- | --- | --- | 77 | 97 | 240 | 337 | --- | 337 | |
| D. Villupulli..... | --- | --- | --- | --- | 193 | 376 | 521 | 897 | --- | 897 | |
| D. Quinehed..... | --- | --- | --- | --- | 79 | 152 | 235 | 387 | --- | 387 | |
| D. Curaco..... | --- | --- | --- | --- | 159 | 289 | 442 | 731 | --- | 731 | |
| D. Canan..... | --- | --- | --- | --- | 66 | 140 | 166 | 306 | --- | 306 | |
| Comuna Chonchi..... | 207 | 490 | 603 | 1.093 | 10 | 1.894 | 4.144 | 5.369 | 9.503 | 90 | 10.596 |
| D. Agoni..... | --- | --- | --- | --- | 196 | 393 | 589 | 982 | --- | 982 | |
| D. Aytuy..... | --- | --- | --- | --- | 113 | 261 | 370 | 631 | --- | 631 | |
| D. Quellen..... | 73 | 160 | 202 | 362 | 149 | 117 | 151 | 268 | --- | 630 | |
| D. Detico..... | --- | --- | --- | --- | 119 | 245 | 354 | 599 | --- | 599 | |
| D. Paildad..... | --- | --- | --- | --- | 108 | 284 | 327 | 611 | --- | 611 | |
| D. Compu..... | --- | --- | --- | --- | 182 | 450 | 642 | 992 | --- | 992 | |
| D. Chadmo..... | --- | --- | --- | --- | 110 | 259 | 294 | 553 | --- | 553 | |
| D. Tranquil..... | --- | --- | --- | --- | 281 | 674 | 842 | 1.516 | --- | 1.516 | |
| Comuna Quellen..... | 73 | 160 | 202 | 362 | 6 | 1.158 | 2.682 | 3.469 | 6.182 | 94 | 6.514 |
| D. Cailín..... | --- | --- | --- | --- | 124 | 288 | 377 | 665 | --- | 665 | |
| D. Quellón..... | 83 | 176 | 240 | 416 | 310 | 752 | 945 | 1.697 | --- | 2.113 | |
| D. Laytoc..... | --- | --- | --- | --- | 71 | 180 | 188 | 368 | --- | 368 | |
| D. Chaiquao..... | --- | --- | --- | --- | 96 | 210 | 260 | 470 | --- | 470 | |
| D. Huiladad..... | --- | --- | --- | --- | 417 | 1.087 | 1.236 | 2.323 | --- | 2.323 | |
| D. Coldita..... | --- | --- | --- | --- | 167 | 446 | 488 | 934 | --- | 934 | |
| D. Melinka..... | --- | --- | --- | --- | 103 | 458 | 297 | 755 | --- | 755 | |
| Comuna Quellón..... | 83 | 176 | 240 | 416 | 5 | 1.287 | 3.421 | 3.791 | 7.212 | 95 | 7.628 |
| D. Puqueldón..... | 22 | 46 | 59 | 105 | 71 | 140 | 188 | 328 | --- | 433 | |
| D. Hueñoso..... | --- | --- | --- | --- | 72 | 91 | 200 | 291 | --- | 291 | |
| D. Ichuac..... | --- | --- | --- | --- | 101 | 196 | 282 | 478 | --- | 478 | |
| D. Luco..... | --- | --- | --- | --- | 99 | 177 | 283 | 460 | --- | 460 | |
| D. Lircay..... | --- | --- | --- | --- | 90 | 166 | 247 | 413 | --- | 413 | |
| D. Aldachildo..... | --- | --- | --- | --- | 118 | 251 | 410 | 661 | --- | 661 | |
| D. Cuchao..... | --- | --- | --- | --- | 106 | 189 | 311 | 470 | --- | 470 | |
| D. Puchilco..... | --- | --- | --- | --- | 72 | 144 | 236 | 380 | --- | 380 | |
| D. Liucura..... | --- | --- | --- | --- | 150 | 247 | 457 | 704 | --- | 704 | |
| D. Detif..... | --- | --- | --- | --- | 117 | 243 | 369 | 612 | --- | 612 | |
| Comuna Puqueldón..... | 22 | 46 | 59 | 105 | 2 | 1.006 | 1.814 | 2.983 | 4.797 | 98 | 4.902 |
| DEPARTAMENTO CASTRO..... | 1.238 | 3.012 | 3.745 | 6.757 | 13 | 8.295 | 19.764 | 25.346 | 45.110 | 87 | 51.867 |
| D. Villa Achao..... | 122 | 310 | 397 | 707 | 129 | 253 | 481 | 734 | --- | 1.441 | |
| D. Putique..... | --- | --- | --- | --- | 93 | 146 | 300 | 446 | --- | 446 | |
| D. Pucos..... | --- | --- | --- | --- | 75 | 125 | 225 | 350 | --- | 350 | |
| D. Quinchao..... | --- | --- | --- | --- | 150 | 268 | 392 | 660 | --- | 660 | |
| D. Chequiam o Malno..... | --- | --- | --- | --- | 89 | 194 | 247 | 441 | --- | 441 | |
| D. Lingua..... | --- | --- | --- | --- | 65 | 178 | 218 | 396 | --- | 396 | |
| D. Lin-Lin..... | --- | --- | --- | --- | 64 | 145 | 165 | 310 | --- | 310 | |
| D. Curaco de Lin-Lin..... | --- | --- | --- | --- | 73 | 164 | 212 | 376 | --- | 376 | |
| D. Puyeres y Quenac..... | --- | --- | --- | --- | 216 | 463 | 703 | 1.166 | --- | 1.166 | |
| D. Canuache..... | --- | --- | --- | --- | 71 | 175 | 193 | 368 | --- | 368 | |
| D. Capilla Antigua..... | --- | --- | --- | --- | 78 | 217 | 207 | 424 | --- | 424 | |
| D. Mellin..... | --- | --- | --- | --- | 161 | 321 | 432 | 753 | --- | 753 | |
| D. Tac..... | --- | --- | --- | --- | 78 | 192 | 250 | 442 | --- | 442 | |
| D. Apiao..... | --- | --- | --- | --- | 138 | 318 | 392 | 710 | --- | 710 | |
| D. Alao..... | --- | --- | --- | --- | 112 | 257 | 317 | 574 | --- | 574 | |

| Provincias, Departamentos, Comunas y Distritos | POBLACIÓN URBANA | | | | | POBLACIÓN RURAL | | | | | Total de habi- tantes |
|---|------------------------|-------------------|---------|--------|----|------------------------|-------------------|---------|--------|----|--------------------------------|
| | N.º de viviendas | N.º de habitantes | | | | N.º de viviendas | N.º de habitantes | | | | |
| | | Hombres | Mujeres | Total | % | | Hombres | Mujeres | Total | % | |
| D. Chaulinec | | | | | | 296 | 743 | 907 | 1.650 | | 1.650 |
| D. Chulin | | | | | | 65 | 145 | 175 | 320 | | 320 |
| D. Chuit | | | | | | 126 | 345 | 358 | 703 | | 703 |
| D. Chulao | | | | | | 133 | 378 | 419 | 797 | | 797 |
| D. Chana | | | | | | 12 | 46 | 60 | 96 | | 96 |
| D. Chumelden | | | | | | 76 | 192 | 210 | 402 | | 402 |
| D. Afihao | | | | | | 241 | 691 | 740 | 1.331 | | 1.331 |
| D. Cheniao | | | | | | 105 | 208 | 306 | 614 | | 614 |
| D. Buta Chauques | | | | | | 298 | 727 | 863 | 1.590 | | 1.590 |
| D. Yelcho o Futalelfu | | | | | | 103 | 361 | 264 | 625 | | 625 |
| Comuna Achao | 122 | 310 | 397 | 707 | 4 | 3.026 | 7.152 | 9.026 | 16.178 | 96 | 16.885 |
| D. Yelcho o Futalelfu | 38 | 112 | 106 | 217 | | 129 | 508 | 406 | 914 | | 1.131 |
| D. Palena | | | | | | 93 | 330 | 277 | 607 | | 607 |
| Comuna Yelcho | 38 | 112 | 106 | 217 | 12 | 222 | 838 | 683 | 1.521 | 88 | 1.738 |
| D. Curaco | 42 | 114 | 139 | 253 | | 63 | 121 | 210 | 331 | | 584 |
| D. Huena | | | | | | 100 | 263 | 330 | 583 | | 583 |
| D. Chullec | | | | | | 70 | 191 | 233 | 424 | | 424 |
| D. Tolquin | | | | | | 47 | 63 | 142 | 205 | | 205 |
| D. San Javier | | | | | | 119 | 255 | 369 | 624 | | 624 |
| D. Diaz | | | | | | 86 | 99 | 173 | 272 | | 272 |
| D. Huyar | | | | | | 93 | 204 | 277 | 481 | | 481 |
| D. Palqui | | | | | | 168 | 299 | 466 | 765 | | 765 |
| Comuna Curaco de Vélez | 42 | 114 | 139 | 253 | 6 | 706 | 1.485 | 2.200 | 3.663 | 94 | 3.938 |
| DEPARTAMENTO QUINCHAO | 202 | 536 | 641 | 1.177 | 5 | 5.954 | 9.475 | 11.909 | 21.384 | 98 | 22.561 |
| PROVINCIA CHILOE | 2.307 | 5.897 | 7.078 | 12.675 | 12 | 16.313 | 39.793 | 49.236 | 89.031 | 88 | 101.706 |

PROVINCIA DE AYSÉN

| | | | | | | | | | | | |
|--------------------------|-------|-------|-------|-------|----|-------|-------|-------|--------|-----|--------|
| D. Puerto Aysén | 672 | 1.851 | 1.916 | 3.767 | | 333 | 1.098 | 925 | 2.023 | | 5.790 |
| D. Balmaceda | | | | | | 487 | 1.945 | 1.476 | 3.420 | | 3.420 |
| D. Coyhaique | 491 | 1.307 | 1.270 | 2.577 | | 234 | 942 | 562 | 1.504 | | 4.081 |
| D. Cisnes | | | | | | 70 | 327 | 133 | 450 | | 460 |
| Comuna Aysén | 1.163 | 3.158 | 3.186 | 6.344 | 46 | 1.124 | 4.312 | 3.098 | 7.407 | 54 | 13.751 |
| D. Río Ibáñez | | | | | | 236 | 789 | 582 | 1.370 | | 1.370 |
| D. Chile Chico | | | | | | 226 | 725 | 501 | 1.226 | | 1.226 |
| Comuna Lago Buenos Aires | | | | | 0 | 461 | 1.513 | 1.063 | 2.596 | 100 | 2.596 |
| D. Río Baker | | | | | | 100 | 425 | 184 | 609 | | 609 |
| D. Río Bravo | | | | | | 14 | 36 | 22 | 68 | | 68 |
| Comuna Baker | | | | | 0 | 114 | 461 | 206 | 667 | 100 | 667 |
| DEPARTAMENTO AYSÉN | 1.163 | 3.158 | 3.186 | 6.344 | 37 | 1.699 | 6.286 | 4.384 | 10.670 | 63 | 17.014 |
| PROVINCIA DE AYSÉN | 1.163 | 3.158 | 3.186 | 6.344 | 37 | 1.699 | 6.286 | 4.384 | 10.670 | 63 | 17.014 |

PROVINCIA DE MAGALLANES

| | | | | | | | | | | | |
|---------------------------|-------|-------|-------|-------|----|-----|-------|-----|-------|-----|-------|
| D. Frigorífico | 57 | 206 | 120 | 326 | | 1 | 6 | | 6 | | 331 |
| D. Estación | 288 | 791 | 719 | 1.510 | | | | | | | 1.510 |
| D. Baquedano | 247 | 577 | 694 | 1.271 | | | | | | | 1.271 |
| D. Angamos | 342 | 864 | 894 | 1.748 | | | | | | | 1.748 |
| D. 25 de Octubre | 213 | 447 | 543 | 990 | | | | | | | 990 |
| D. Andrés Bello | 107 | 275 | 288 | 563 | | | | | | | 563 |
| D. Dumestre | 17 | 40 | 28 | 68 | | 46 | 134 | 93 | 227 | | 295 |
| D. Casas Viejas | | | | | | 31 | 286 | 61 | 356 | | 336 |
| D. Antonio Varas | | | | | | 1 | 1 | | 1 | | 1 |
| D. Península Roca | | | | | | 7 | 26 | 5 | 30 | | 30 |
| D. Behavista | | | | | | 10 | 36 | 31 | 67 | | 67 |
| D. Consuelo | | | | | | 40 | 154 | 97 | 251 | | 251 |
| D. Pudeto | | | | | | 3 | 16 | 3 | 18 | | 18 |
| D. Las Flores | | | | | | 4 | 23 | 6 | 28 | | 28 |
| D. Puerto Edén | | | | | | 11 | 35 | 31 | 66 | | 66 |
| Comuna Puerto Natales | 1.271 | 3.189 | 3.286 | 6.475 | 86 | 153 | 714 | 316 | 1.030 | 14 | 7.505 |
| D. Castillo | | | | | | 37 | 204 | 41 | 245 | | 245 |
| D. Lago Porteño | | | | | | 9 | 24 | 4 | 28 | | 28 |
| D. Paine | | | | | | 9 | 89 | 10 | 99 | | 99 |
| D. Guido | | | | | | 23 | 132 | 24 | 156 | | 156 |
| D. Dickson | | | | | | 2 | 13 | 5 | 18 | | 18 |
| D. Río Zamora | | | | | | 3 | 19 | 6 | 25 | | 25 |
| D. Lago San Martín | | | | | | 16 | 57 | 41 | 98 | | 98 |
| Comuna Cerro Castillo | | | | | 0 | 99 | 538 | 131 | 669 | 100 | 669 |
| DEPARTAMENTO U. ESPERANZA | 1.271 | 3.189 | 3.286 | 6.475 | 79 | 252 | 1.352 | 447 | 1.699 | 21 | 8.174 |

| Provincias, Departamentos, Comunas y Distritos | POBLACIÓN URBANA | | | | | POBLACIÓN RURAL | | | | | Total de habi- tantes |
|---|------------------------|-------------------|---------|--------|----|------------------------|-------------------|---------|--------|-----|--------------------------------|
| | N.º de viviendas | N.º de habitantes | | | | N.º de viviendas | N.º de habitantes | | | | |
| | | Hombres | Mujeres | Total | % | | Hombres | Mujeres | Total | % | |
| D. Miraflores Oeste | 861 | 1.938 | 2.127 | 4.065 | — | — | — | — | — | — | 4.065 |
| D. Miraflores Este..... | 755 | 1.810 | 1.957 | 3.767 | — | — | — | — | — | — | 3.767 |
| D. Centro..... | 1.801 | 4.646 | 4.606 | 9.162 | — | — | — | — | — | — | 9.162 |
| D. Noroeste | 1.621 | 3.791 | 3.790 | 7.681 | — | — | — | — | — | — | 7.681 |
| D. Noreste | 1.136 | 2.451 | 2.769 | 5.220 | — | — | — | — | — | — | 5.220 |
| D. Río Seco | — | — | — | — | — | 175 | 437 | 388 | 825 | — | 825 |
| D. Bahía Catalina | 20 | 52 | 46 | 98 | — | 98 | 244 | 184 | 428 | — | 626 |
| D. Río de las Minas | — | — | — | — | — | 88 | 242 | 134 | 376 | — | 376 |
| D. Leña Dura..... | — | — | — | — | — | 82 | 236 | 155 | 391 | — | 391 |
| D. Cabo Negro..... | — | — | — | — | — | 50 | 315 | 80 | 395 | — | 395 |
| D. Agua Fresca | — | — | — | — | — | 57 | 200 | 43 | 243 | — | 243 |
| D. Silva Palma | — | — | — | — | — | 9 | 57 | 9 | 66 | — | 66 |
| D. Isla Clarence | — | — | — | — | — | 3 | 16 | — | 16 | — | 16 |
| Bahía Magallanes | — | — | — | — | — | — | 497 | 14 | 511 | — | 511 |
| Comuna Magallanes..... | 6.19 | 14.688 | 15.195 | 29.883 | 90 | 562 | 2.244 | 1.007 | 3.251 | 10 | 33.134 |
| D. Río Verde | — | — | — | — | — | 35 | 158 | 53 | 211 | — | 211 |
| D. Isla Riesco..... | — | — | — | — | — | 72 | 396 | 107 | 503 | — | 503 |
| D. Muñoz Gamero | — | — | — | — | — | 11 | 74 | 26 | 99 | — | 99 |
| D. Isla Seño Skyring | — | — | — | — | — | 4 | 8 | 4 | 12 | — | 12 |
| D. Isla Seno Otway..... | — | — | — | — | — | 3 | 6 | 6 | 11 | — | 11 |
| Comuna Río Verde | — | — | — | — | 0 | 125 | 642 | 194 | 836 | 100 | 836 |
| D. S. Gregorio..... | — | — | — | — | — | 74 | 582 | 126 | 708 | — | 708 |
| D. Feuton | — | — | — | — | — | 45 | 286 | 81 | 367 | — | 367 |
| Comuna San Gregorio | — | — | — | — | 0 | 119 | 868 | 207 | 1.075 | 100 | 1.075 |
| D. Cabeza de Mar | — | — | — | — | — | 75 | 384 | 98 | 482 | — | 482 |
| D. Obstrucción..... | — | — | — | — | — | 43 | 240 | 52 | 292 | — | 292 |
| Comuna Río Chico | — | — | — | — | 0 | 118 | 624 | 150 | 774 | 100 | 774 |
| DEPARTAMENTO MAGALLANES..... | 6.194 | 14.688 | 15.195 | 29.883 | 83 | 924 | 4.378 | 1.558 | 5.936 | 17 | 35.819 |
| D. Porvenir..... | 349 | 780 | 812 | 1.592 | — | — | 26 | — | 26 | — | 1.618 |
| D. Suburbana..... | — | — | — | — | — | 44 | 113 | 66 | 178 | — | 178 |
| D. Bogueón | — | — | — | — | — | 126 | 528 | 23 | 551 | — | 551 |
| D. Caleta Vieja | — | — | — | — | — | 26 | 119 | 5 | 124 | — | 124 |
| D. Bálara..... | — | — | — | — | — | 18 | 51 | 1 | 62 | — | 62 |
| D. Cordón Baquedano | — | — | — | — | — | 37 | 108 | 2 | 110 | — | 110 |
| D. Gente Grande | — | — | — | — | — | 7 | 90 | 16 | 105 | — | 105 |
| D. Dawson..... | — | — | — | — | — | 23 | 60 | 46 | 106 | — | 106 |
| Comuna Porvenir | 349 | 780 | 812 | 1.592 | 56 | 281 | 1.095 | 157 | 1.252 | 44 | 2.844 |
| D. Bahía Felipe..... | — | — | — | — | — | 38 | 303 | 34 | 337 | — | 337 |
| D. Spring Hill | — | — | — | — | — | 25 | 135 | 23 | 158 | — | 158 |
| D. Punta Catalina..... | — | — | — | — | — | 7 | 60 | 11 | 71 | — | 71 |
| Comuna Primavera | — | — | — | — | 0 | 70 | 498 | 68 | 566 | 100 | 566 |
| D. Exploradora | — | — | — | — | — | 117 | 772 | 113 | 885 | — | 885 |
| D. La Vicuña..... | — | — | — | — | — | 11 | 53 | 6 | 69 | — | 69 |
| D. Almirantazgo..... | — | — | — | — | — | 43 | 154 | 77 | 241 | — | 241 |
| Comuna Bahía Inútil | — | — | — | — | 0 | 171 | 989 | 196 | 1.185 | 100 | 1.185 |
| D. Isla Navarino y Adyacentes | — | — | — | — | — | 40 | 130 | 71 | 201 | — | 201 |
| D. Yendegala | — | — | — | — | — | 3 | 20 | 4 | 24 | — | 24 |
| Comuna Navarino | — | — | — | — | 0 | 43 | 150 | 75 | 225 | 100 | 225 |
| DEPARTAMENTO TIERRA DEL FUEGO..... | 349 | 780 | 812 | 1.592 | 33 | 565 | 2.732 | 496 | 3.228 | 67 | 4.820 |
| PROVINCIA MAGALLANES | 7.814 | 18.667 | 19.293 | 37.950 | 78 | 1.741 | 8.362 | 2.501 | 10.863 | 22 | 48.813 |

CENSO DE POBLACION 1940

| Población activa del país según censo 1940 | | Agricultura, Silvicultura y Pesca | Industrias extractivas | Industrias manufactureras | Edificación y construcción | Transportes y comunicaciones | Comercio | Hoteles y Servicios personales | Servicios públicos y otros de interés general | Rentistas | Varios | Servidumbre | Total |
|--|-------|-----------------------------------|------------------------|---------------------------|----------------------------|------------------------------|-------------------|--------------------------------|---|------------------|----------------|------------------|----------------------|
| Tarapacá | H. M. | 3.958 946 | 12.114 144 | 2.854 1.303 | 904 6 | 3.222 113 | 2.772 749 | 488 829 | 4.460 1.329 | 247 118 | 41 15 | 167 1.357 | 31.721 6.911 |
| Total | | 4.904 | 12.258 | 4.157 | 1.006 | 3.335 | 3.521 | 1.317 | 5.789 | 365 | 56 | 1.524 | 38.232 |
| Antofagasta | H. M. | 1.289 206 | 20.790 550 | 5.126 1.612 | 1.083 10 | 5.622 198 | 3.686 853 | 826 1.196 | 5.259 1.593 | 341 146 | 209 19 | 150 1.916 | 44.381 8.298 |
| Total | | 1.494 | 21.340 | 6.738 | 1.093 | 5.820 | 4.539 | 2.022 | 6.852 | 487 | 228 | 2.066 | 52.679 |
| Atacama | H. M. | 4.268 397 | 12.162 149 | 2.253 827 | 522 2 | 2.121 60 | 2.276 460 | 332 743 | 1.911 1.037 | 134 167 | 64 11 | 72 1.591 | 26.029 6.444 |
| Total | | 4.685 | 12.311 | 3.080 | 524 | 2.181 | 2.735 | 1.080 | 2.948 | 301 | 65 | 1.663 | 31.573 |
| Coquimbo | H. M. | 28.432 3.217 | 10.600 154 | 5.291 3.227 | 1.369 9 | 2.944 170 | 4.789 1.535 | 630 1.515 | 4.200 5.276 | 442 403 | 29 18 | 207 5.019 | 58.933 18.343 |
| Total | | 31.649 | 10.754 | 8.518 | 1.378 | 3.114 | 6.124 | 2.145 | 7.476 | 845 | 47 | 5.226 | 77.276 |
| Aconcagua | H. M. | 17.715 929 | 1.426 23 | 3.306 1.501 | 1.379 7 | 1.371 110 | 2.355 694 | 405 678 | 3.182 1.820 | 210 204 | 15 7 | 217 2.500 | 31.592 8.555 |
| Total | | 18.644 | 1.446 | 4.907 | 1.386 | 1.481 | 3.065 | 1.063 | 5.002 | 414 | 22 | 2.717 | 40.147 |
| Valparaíso | H. M. | 20.862 1.270 | 3.699 82 | 25.698 10.726 | 5.786 25 | 10.510 506 | 17.051 4.254 | 5.765 4.031 | 22.834 8.232 | 2.768 1.398 | 255 58 | 306 13.575 | 114.934 44.157 |
| Total | | 21.991 | 3.781 | 36.424 | 5.811 | 11.016 | 21.395 | 12.844 | 38.504 | 4.166 | 313 | 13.881 | 170.036 |
| Santiago | H. M. | 62.592 4.305 | 4.295 243 | 88.487 39.768 | 22.130 367 | 20.891 1.489 | 51.444 14.537 | 12.676 12.420 | 55.884 28.299 | 7.126 4.966 | 539 1.524 | 3.489 54.848 | 322.463 162.816 |
| Total | | 66.897 | 4.538 | 128.255 | 22.497 | 22.280 | 64.031 | 25.096 | 84.183 | 12.092 | 2.063 | 58.337 | 490.269 |
| O'Higgins | H. M. | 3.264 1.517 | 7.585 101 | 4.727 1.669 | 1.332 3 | 1.299 121 | 3.777 998 | 611 937 | 2.855 1.972 | 388 313 | 144 3 | 254 4.443 | 57.236 12.077 |
| Total | | 35.781 | 7.686 | 6.397 | 1.335 | 1.420 | 4.775 | 1.548 | 4.827 | 701 | 147 | 4.697 | 69.414 |
| Colchagua | H. M. | 27.870 1.064 | 227 4 | 2.264 1.304 | 654 4 | 765 85 | 1.940 513 | 295 509 | 1.705 1.188 | 304 197 | 2 17 | 183 2.766 | 36.209 7.648 |
| Total | | 28.934 | 231 | 3.568 | 658 | 850 | 2.453 | 801 | 2.893 | 501 | 19 | 2.949 | 43.857 |
| Curicó | H. M. | 15.282 735 | 65 1 | 1.735 910 | 541 2 | 581 51 | 1.690 492 | 234 466 | 1.373 833 | 173 124 | 3 - | 178 2.191 | 22.855 5.805 |
| Total | | 17.017 | 66 | 2.645 | 543 | 632 | 2.182 | 700 | 2.206 | 297 | 3 | 2.369 | 28.660 |
| Talca | H. M. | 29.682 1.424 | 299 7 | 5.617 2.770 | 1.521 22 | -1.214 93 | 2.765 1.064 | 358 670 | 3.109 1.498 | 408 216 | 39 16 | 405 3.990 | 45.417 11.779 |
| Total | | 31.106 | 306 | 8.387 | 1.543 | 1.307 | 3.829 | 1.028 | 4.607 | 624 | 55 | 4.395 | 57.187 |
| Maule | H. M. | 12.865 541 | 89 2 | 1.254 919 | 917 1 | 400 24 | 781 401 | 138 243 | 1.312 1.094 | 148 150 | 10 17 | 92 1.454 | 18.006 4.846 |
| Total | | 13.406 | 91 | 2.173 | 918 | 424 | 1.182 | 381 | 2.406 | 298 | 27 | 1.546 | 22.852 |
| Linares | H. M. | 26.798 1.123 | 84 3 | 2.608 1.722 | 1.321 10 | 732 71 | 1.788 817 | 306 612 | 2.269 1.381 | 259 220 | 6 9 | 102 3.038 | 36.275 9.011 |
| Total | | 27.926 | 87 | 4.330 | 1.331 | 803 | 2.605 | 918 | 3.650 | 479 | 15 | 3.140 | 45.284 |
| Nuble | H. M. | 46.408 2.779 | 169 11 | 4.474 2.613 | 2.882 146 | 1.426 98 | 3.044 1.409 | 462 978 | 4.201 2.525 | 465 277 | 32 7 | 316 5.896 | 63.878 16.739 |
| Total | | 49.187 | 180 | 7.087 | 3.028 | 1.524 | 4.453 | 1.410 | 6.726 | 742 | 39 | 6.211 | 80.616 |
| Concepción | H. M. | 21.824 1.465 | 14.294 342 | 13.845 7.150 | 5.679 34 | 5.884 250 | 6.498 3.554 | 1.159 1.701 | 11.164 4.053 | 1.243 502 | 63 46 | 491 8.626 | 82.144 27.823 |
| Total | | 23.289 | 14.636 | 20.995 | 5.713 | 6.134 | 10.052 | 2.860 | 15.217 | 1.845 | 109 | 9.117 | 110.027 |
| Arauco | H. M. | 10.478 488 | 2.812 47 | 891 561 | 264 1 | 415 21 | 552 435 | 65 184 | 1.163 549 | 59 50 | 3 2 | 64 1.223 | 16.756 3.561 |
| Total | | 10.966 | 2.859 | 1.452 | 265 | 436 | 987 | 249 | 1.712 | 109 | 5 | 1.277 | 20.317 |
| Bío-Bío | H. M. | 24.416 1.486 | 27 5 | 2.220 1.402 | 974 11 | 619 42 | 1.268 717 | 168 485 | 2.509 1.396 | 193 138 | 4 1 | 73 3.021 | 32.271 6.703 |
| Total | | 25.902 | 32 | 3.622 | 985 | 661 | 1.983 | 653 | 3.704 | 331 | 5 | 3.094 | 40.974 |
| Malleco | H. M. | 26.863 1.254 | 743 13 | 3.646 1.653 | 961 10 | 1.255 79 | 1.835 970 | 305 710 | 2.759 1.499 | 322 291 | 15 9 | 225 3.215 | 38.927 9.613 |
| Total | | 28.117 | 756 | 5.299 | 971 | 1.332 | 2.805 | 1.015 | 4.258 | 523 | 24 | 3.440 | 48.540 |
| Cautín | H. M. | 65.128 4.060 | 579 21 | 8.203 4.875 | 2.061 28 | 2.191 163 | 5.299 1.979 | 703 1.235 | 5.338 3.380 | 496 235 | 27 33 | 449 6.731 | 90.474 22.740 |
| Total | | 69.188 | 600 | 13.078 | 2.089 | 2.354 | 7.278 | 1.938 | 6.718 | 731 | 60 | 7.180 | 113.214 |
| Valdivia | H. M. | 32.824 1.304 | 821 17 | 8.194 2.595 | 1.595 11 | 2.492 105 | 2.748 849 | 430 722 | 3.347 1.579 | 279 130 | 32 11 | 227 4.544 | 62.899 11.867 |
| Total | | 34.128 | 838 | 10.789 | 1.516 | 2.597 | 3.597 | 1.132 | 4.926 | 409 | 43 | 4.771 | 64.766 |
| Osorno | H. M. | 19.175 670 | 93 1 | 3.992 1.346 | 1.531 12 | 757 41 | 1.545 379 | 346 493 | 1.614 847 | 114 112 | 13 7 | 104 2.928 | 29.284 6.836 |
| Total | | 19.845 | 94 | 5.338 | 1.543 | 798 | 1.924 | 839 | 2.461 | 226 | 20 | 3.032 | 36.120 |
| Llanquihue | H. M. | 20.379 1.548 | 81 7 | 3.132 1.363 | 725 8 | 1.670 53 | 1.549 422 | 324 407 | 2.499 1.362 | 132 149 | 27 9 | 106 2.557 | 30.624 7.465 |
| Total | | 21.927 | 88 | 4.495 | 733 | 1.723 | 1.971 | 731 | 3.441 | 281 | 36 | 2.662 | 38.089 |
| Chiloé | H. M. | 18.144 6.951 | 23 7 | 1.034 519 | 461 5 | 367 38 | 664 224 | 71 172 | 996 684 | 80 80 | 6 5 | 130 1.616 | 21.946 10.281 |
| Total | | 25.075 | 30 | 1.523 | 466 | 405 | 838 | 243 | 1.680 | 160 | 11 | 1.746 | 32.227 |
| Aysén | H. M. | 2.854 69 | 10 1 | 716 179 | 188 - | 127 8 | 427 78 | 76 111 | 615 114 | 8 18 | 2 - | 23 317 | 5.046 895 |
| Total | | 2.923 | 11 | 895 | 188 | 135 | 503 | 187 | 729 | 26 | 2 | 340 | 5.941 |
| Magallanes | H. M. | 4.436 35 | 1.066 5 | 3.071 757 | 748 2 | 1.694 521 | 1.282 235 | 492 479 | 3.117 584 | 158 84 | 19 - | 144 1.109 | 16.227 3.322 |
| Total | | 4.471 | 1.071 | 3.828 | 750 | 1.746 | 1.517 | 951 | 5.701 | 242 | 19 | 1.253 | 19.549 |
| República | H. M. | 579.796 39.767 | 94.153 1.937 | 204.608 93.371 | 57.532 738 | 70.477 4.041 | 125.835 38.473 | 27.070 52.483 | 149.475 71.703 | 16.497 10.698 | 1.589 1.844 | 8.163 140.471 | 1.333.195 455.526 |
| Total general | | 619.563 | 96.090 | 297.979 | 58.270 | 74.518 | 162.308 | 59.553 | 221.178 | 27.195 | 3.433 | 148.631 | 1.768.721 |

CENSO DE POBLACION 1940

| Hombres y mujeres activos según trabajo y situación | Total | Agricultura, sel- vicultura y pesca | Indus- trias extrac- tivas | Indus- trias manufac- tureras | Efijica- ción y construc- ción | Trans- portes y comuni- caciones | Comer- cio | Hotele- ría y servi- cios perso- nales | Servicios públicos y otros de inté- rés ge- neral | Rentis- tas | Varios | Servi- dumbre |
|---|----------------|---|-------------------------------------|--|---|---|---------------|---|--|----------------|--------------|------------------|
| Patrones | 5.724 | 1.732 | 425 | 778 | 41 | 352 | 1.722 | 173 | 257 | 240 | 4 | — |
| Empleados | 3.798 | 278 | 882 | 1.947 | 35 | 588 | 614 | 46 | 1.151 | 2 | 8 | — |
| Obreros | 21.799 | 1.948 | 10.807 | 1.882 | 922 | 2.282 | 436 | 269 | 3.052 | 5 | 29 | 167 |
| Total hombres | 31.321 | 3.958 | 12.114 | 2.854 | 998 | 3.222 | 2.772 | 488 | 4.460 | 247 | 41 | 167 |
| Patrones | 3.357 | 494 | 6 | 884 | 2 | 16 | 530 | 633 | 668 | 118 | 6 | — |
| Empleados | 1.134 | 175 | 54 | 70 | 1 | 73 | 168 | 28 | 563 | — | 2 | — |
| Obreros | 2.420 | 277 | 84 | 349 | 5 | 24 | 51 | 168 | 98 | — | 7 | 1.357 |
| Total mujeres | 6.911 | 946 | 144 | 1.303 | 8 | 113 | 749 | 829 | 1.329 | 118 | 15 | 1.357 |
| TARAPACA | 38.232 | 4.904 | 12.258 | 4.157 | 1.006 | 3.335 | 3.521 | 1.317 | 5.789 | 365 | 56 | 1.524 |
| Patrones | 5.397 | 577 | 125 | 1.081 | 54 | 511 | 2.220 | 227 | 259 | 323 | 20 | — |
| Empleados | 6.698 | 84 | 2.405 | 408 | 40 | 1.044 | 930 | 86 | 1.587 | 8 | 106 | — |
| Obreros | 32.286 | 628 | 18.260 | 3.637 | 989 | 4.067 | 536 | 513 | 3.413 | 10 | 83 | 150 |
| Total hombres | 44.381 | 1.289 | 20.790 | 5.126 | 1.083 | 5.622 | 3.686 | 826 | 5.259 | 341 | 209 | 150 |
| Patrones | 3.436 | 120 | 14 | 1.181 | 1 | 20 | 470 | 901 | 586 | 136 | 7 | — |
| Empleados | 1.800 | 12 | 344 | 88 | 1 | 125 | 315 | 55 | 847 | 7 | 6 | — |
| Obreros | 3.062 | 73 | 192 | 343 | 8 | 53 | 68 | 240 | 160 | 3 | 6 | 1.916 |
| Total mujeres | 8.298 | 205 | 550 | 1.612 | 10 | 198 | 853 | 1.196 | 1.593 | 146 | 19 | 1.916 |
| ANTOFAGASTA | 52.679 | 1.494 | 21.340 | 6.758 | 1.093 | 5.820 | 4.539 | 2.022 | 6.852 | 487 | 228 | 2.066 |
| Patrones | 4.078 | 1.105 | 424 | 539 | 38 | 253 | 1.296 | 111 | 172 | 125 | 15 | — |
| Empleados | 3.073 | 505 | 815 | 1.622 | 14 | 386 | 515 | 28 | 643 | 2 | 3 | — |
| Obreros | 18.948 | 2.648 | 10.923 | 1.552 | 470 | 1.482 | 464 | 198 | 1.096 | 7 | 36 | 72 |
| Total hombres | 26.099 | 4.258 | 12.162 | 2.253 | 522 | 2.121 | 2.275 | 337 | 1.911 | 134 | 54 | 72 |
| Patrones | 2.500 | 172 | 12 | 654 | 1 | 5 | 306 | 560 | 620 | 166 | 4 | — |
| Empleados | 752 | 52 | 53 | 57 | — | 45 | 137 | 38 | 363 | 1 | 6 | — |
| Obreros | 2.192 | 173 | 84 | 116 | 1 | 10 | 17 | 145 | 54 | — | 1 | 1.591 |
| Total mujeres | 5.444 | 397 | 149 | 827 | 2 | 60 | 460 | 743 | 1.037 | 167 | 11 | 1.591 |
| ATACAMA | 31.543 | 4.655 | 12.311 | 3.080 | 524 | 2.181 | 2.735 | 1.080 | 2.948 | 301 | 65 | 1.665 |
| Patrones | 15.512 | 8.521 | 303 | 1.609 | 69 | 549 | 3.580 | 236 | 419 | 423 | 3 | — |
| Empleados | 6.060 | 2.510 | 435 | 368 | 44 | 547 | 683 | 56 | 1.401 | 7 | 11 | — |
| Obreros | 37.361 | 17.401 | 9.864 | 3.314 | 1.256 | 2.048 | 526 | 338 | 2.380 | 12 | 15 | 207 |
| Total hombres | 58.933 | 28.432 | 10.600 | 5.291 | 1.369 | 2.944 | 4.789 | 650 | 4.200 | 442 | 29 | 207 |
| Patrones | 8.577 | 1.089 | 16 | 2.653 | 1 | 20 | 1.010 | 1.325 | 2.056 | 397 | 10 | — |
| Empleados | 1.756 | 173 | 22 | 136 | — | 119 | 242 | 60 | 999 | 4 | 1 | — |
| Obreros | 8.010 | 1.955 | 116 | 438 | 8 | 31 | 83 | 130 | 221 | 2 | 7 | 5.019 |
| Total mujeres | 18.343 | 3.217 | 154 | 3.227 | 9 | 170 | 1.335 | 1.515 | 3.276 | 403 | 18 | 5.019 |
| COQUIMBO | 77.276 | 31.649 | 10.754 | 8.518 | 1.378 | 3.114 | 6.124 | 2.145 | 7.476 | 845 | 47 | 5.226 |
| Patrones | 7.244 | 3.691 | 32 | 835 | 100 | 189 | 1.773 | 153 | 275 | 196 | — | — |
| Empleados | 2.988 | 1.020 | 87 | 282 | 88 | 266 | 352 | 37 | 845 | — | 11 | — |
| Obreros | 21.360 | 13.004 | 1.307 | 2.189 | 1.191 | 916 | 241 | 215 | 2.062 | 14 | 4 | 217 |
| Total hombres | 31.592 | 17.715 | 1.426 | 3.306 | 1.379 | 1.371 | 2.366 | 405 | 3.182 | 210 | 15 | 217 |
| Patrones | 3.355 | 195 | 5 | 910 | 1 | 11 | 538 | 482 | 1.003 | 204 | 6 | — |
| Empleados | 999 | 26 | 3 | 66 | 2 | 76 | 117 | 34 | 675 | — | — | — |
| Obreros | 4.201 | 708 | 12 | 625 | 4 | 23 | 44 | 142 | 142 | — | 1 | 2.500 |
| Total mujeres | 8.555 | 929 | 20 | 1.601 | 7 | 110 | 699 | 658 | 1.820 | 204 | 7 | 2.500 |
| ACONCAGUA | 40.147 | 18.644 | 1.446 | 4.907 | 1.386 | 1.481 | 3.065 | 1.063 | 5.002 | 414 | 22 | 2.717 |
| Patrones | 24.202 | 3.907 | 50 | 4.307 | 559 | 1.086 | 9.306 | 938 | 1.584 | 2.382 | 83 | — |
| Empleados | 18.512 | 1.630 | 383 | 2.453 | 175 | 1.814 | 4.534 | 867 | 6.525 | 108 | 23 | — |
| Obreros | 72.220 | 15.325 | 3.266 | 18.938 | 5.052 | 7.610 | 3.211 | 3.360 | 14.725 | 278 | 149 | 306 |
| Total hombres | 114.934 | 20.862 | 3.699 | 25.698 | 5.786 | 10.510 | 17.051 | 5.165 | 22.834 | 2.768 | 255 | 306 |
| Patrones | 14.043 | 150 | 14 | 4.066 | 4 | 36 | 2.156 | 2.430 | 3.785 | 1.371 | 31 | — |
| Empleados | 6.114 | 43 | 34 | 620 | 4 | 304 | 1.368 | 334 | 3.380 | 17 | 10 | — |
| Obreros | 24.000 | 1.077 | 34 | 6.040 | 17 | 166 | 730 | 1.267 | 1.067 | 10 | 17 | 13.575 |
| Total mujeres | 44.157 | 1.270 | 82 | 10.726 | 25 | 506 | 4.254 | 4.031 | 8.232 | 1.398 | 58 | 13.575 |
| VALPARAISO | 159.091 | 22.132 | 3.781 | 36.424 | 5.811 | 11.016 | 21.305 | 9.196 | 31.066 | 4.166 | 313 | 13.881 |
| Patrones | 73.119 | 7.422 | 299 | 15.000 | 2.409 | 3.530 | 28.012 | 2.734 | 6.786 | 6.810 | 117 | — |
| Empleados | 58.219 | 3.649 | 661 | 9.278 | 1.135 | 4.323 | 14.907 | 1.849 | 22.256 | 71 | 90 | — |
| Obreros | 198.125 | 51.521 | 3.335 | 64.209 | 18.586 | 12.948 | 8.525 | 8.093 | 26.842 | 245 | 332 | 3.489 |
| Total hombres | 329.463 | 62.592 | 4.295 | 88.487 | 22.130 | 20.801 | 51.444 | 12.676 | 55.884 | 7.126 | 539 | 3.489 |
| Patrones | 44.944 | 681 | 43 | 13.743 | 112 | 142 | 7.508 | 7.535 | 10.267 | 4.834 | 79 | — |
| Empleados | 25.628 | 267 | 88 | 2.348 | 65 | 999 | 5.301 | 959 | 14.269 | 75 | 1.267 | — |
| Obreros | 92.244 | 3.367 | 112 | 23.677 | 190 | 348 | 1.778 | 3.926 | 3.753 | 57 | 178 | 64.848 |
| Total mujeres | 162.816 | 4.305 | 243 | 39.768 | 367 | 1.489 | 14.587 | 12.420 | 28.299 | 4.966 | 1.524 | 54.848 |
| SANTIAGO | 492.279 | 66.897 | 4.538 | 128.255 | 22.497 | 22.290 | 66.031 | 25.096 | 84.183 | 12.092 | 2.063 | 58.337 |

| Hombres y mujeres activos según trabajo y situación | Total | Agricultura, sel- vicultura y pesca | Indus- trias extrac- tivas | Indus- trias manufac- tureras | Edifica- ción y construc- ción | Trans- portes y comuni- caciones | Comer- cio | Hotele- ría y servi- cios perso- nales | Servicios públicos y otros de inter- és general | Rentis- tas | Varios | Servi- dumbre |
|---|---------------|--|-------------------------------------|--|---|---|---------------|---|--|----------------|------------|------------------|
| Patrones | 10.316 | 4.718 | 26 | 1.561 | 166 | 250 | 2.751 | 246 | 226 | 367 | 5 | — |
| Empleados | 4.998 | 1.664 | 1.111 | 299 | 64 | 199 | 586 | 55 | 891 | 3 | 126 | — |
| Obreros | 41.922 | 27.882 | 6.448 | 2.867 | 1.102 | 850 | 440 | 310 | 1.738 | 18 | 13 | 254 |
| Total hombres | 57.236 | 34.264 | 7.585 | 4.727 | 1.332 | 1.299 | 3.777 | 611 | 2.853 | 388 | 144 | 254 |
| Patrones | 4.362 | 362 | 4 | 1.159 | — | 6 | 771 | 722 | 1.028 | 310 | — | — |
| Empleados | 1.325 | 57 | 50 | 104 | — | 94 | 171 | 35 | 811 | — | 3 | — |
| Obreros | 6.390 | 1.098 | 47 | 406 | 3 | 21 | 56 | 180 | 133 | 3 | — | 4.443 |
| Total mujeres | 12.077 | 1.517 | 101 | 1.669 | 3 | 121 | 998 | 937 | 1.972 | 313 | 3 | 4.443 |
| O'HIGGINS | 69.313 | 35.781 | 7.686 | 6.396 | 1.335 | 1.420 | 4.775 | 1.548 | 4.827 | 701 | 147 | 4.697 |
| Patrones | 6.870 | 3.728 | 7 | 850 | 79 | 102 | 1.478 | 102 | 226 | 298 | — | — |
| Empleados | 2.696 | 1.473 | 20 | 193 | 24 | 143 | 281 | 19 | 542 | 1 | — | — |
| Obreros | 26.643 | 22.669 | 200 | 1.221 | 551 | 520 | 181 | 174 | 937 | 5 | 2 | 183 |
| Total hombres | 36.209 | 27.870 | 227 | 2.264 | 654 | 765 | 1.940 | 295 | 1.705 | 304 | 2 | 183 |
| Patrones | 2.721 | 237 | 2 | 846 | — | 2 | 384 | 422 | 628 | 192 | 8 | — |
| Empleados | 779 | 40 | — | 63 | — | 69 | 98 | 17 | 482 | — | 9 | — |
| Obreros | 4.148 | 787 | 2 | 395 | 4 | 14 | 31 | 67 | 78 | 4 | — | 2.766 |
| Total mujeres | 7.648 | 1.064 | 4 | 1.304 | 4 | 85 | 513 | 506 | 1.188 | 197 | 17 | 2.766 |
| COLCHAGUA | 43.857 | 28.934 | 231 | 3.568 | 658 | 850 | 2.453 | 801 | 2.893 | 501 | 19 | 2.949 |
| Patrones | 5.400 | 3.020 | 5 | 669 | 96 | 114 | 1.134 | 86 | 110 | 167 | — | — |
| Empleados | 2.087 | 960 | 4 | 109 | 21 | 142 | 346 | 20 | 485 | — | 3 | — |
| Obreros | 15.368 | 12.302 | 56 | 957 | 424 | 325 | 210 | 129 | 778 | 6 | — | 178 |
| Total hombres | 22.855 | 16.282 | 65 | 1.735 | 541 | 581 | 1.690 | 234 | 1.373 | 173 | 3 | 178 |
| Patrones | 2.173 | 248 | — | 658 | 1 | 5 | 348 | 352 | 442 | 119 | — | — |
| Empleados | 592 | 32 | — | 95 | — | 37 | 113 | 20 | 294 | 1 | — | — |
| Obreros | 3.040 | 455 | 1 | 157 | 1 | 9 | 31 | 94 | 97 | 4 | — | 2.191 |
| Total mujeres | 5.805 | 735 | 1 | 910 | 2 | 51 | 492 | 466 | 833 | 124 | — | 2.191 |
| CURICO | 28.660 | 17.017 | 66 | 2.645 | 543 | 632 | 2.182 | 700 | 2.206 | 297 | 3 | 2.369 |
| Patrones | 9.594 | 5.242 | 6 | 1.380 | 123 | 217 | 1.878 | 128 | 223 | 394 | 3 | — |
| Empleados | 4.272 | 1.993 | 32 | 481 | 64 | 217 | 536 | 26 | 923 | — | — | — |
| Obreros | 31.551 | 22.447 | 261 | 3.756 | 1.334 | 780 | 351 | 204 | 1.963 | 14 | 36 | 405 |
| Total hombres | 45.417 | 29.682 | 299 | 5.617 | 1.521 | 1.214 | 2.765 | 358 | 3.109 | 408 | 39 | 405 |
| Patrones | 4.121 | 436 | 2 | 1.578 | 1 | 4 | 707 | 536 | 647 | 209 | 2 | — |
| Empleados | 1.325 | 64 | 1 | 217 | 6 | 72 | 271 | 42 | 640 | 2 | 11 | — |
| Obreros | 6.324 | 925 | 4 | 975 | 16 | 17 | 86 | 92 | 211 | 5 | 3 | 3.990 |
| Total mujeres | 11.770 | 1.424 | 7 | 2.770 | 22 | 93 | 1.064 | 670 | 1.498 | 216 | 16 | 3.990 |
| TALCA | 57.187 | 31.106 | 306 | 8.387 | 1.543 | 1.307 | 3.829 | 1.028 | 4.607 | 624 | 55 | 4.395 |
| Patrones | 6.125 | 4.543 | 6 | 502 | 35 | 130 | 586 | 43 | 138 | 139 | 3 | — |
| Empleados | 1.632 | 987 | 9 | 58 | 28 | 46 | 93 | 15 | 395 | 1 | — | — |
| Obreros | 10.249 | 7.335 | 74 | 694 | 854 | 224 | 102 | 80 | 779 | 8 | 7 | 92 |
| Total hombres | 18.006 | 12.865 | 89 | 1.254 | 917 | 400 | 781 | 138 | 1.312 | 148 | 10 | 92 |
| Patrones | 2.578 | 290 | — | 796 | — | 4 | 366 | 217 | 752 | 149 | 4 | — |
| Empleados | 393 | 41 | — | 15 | 1 | 18 | 21 | 6 | 278 | 1 | 12 | — |
| Obreros | 1.875 | 210 | 2 | 108 | — | 2 | 14 | 20 | 64 | — | 1 | 1.454 |
| Total mujeres | 4.846 | 541 | 2 | 919 | 1 | 24 | 401 | 243 | 1.094 | 150 | 17 | 1.454 |
| MAULE | 22.852 | 13.406 | 91 | 2.173 | 918 | 424 | 1.182 | 381 | 2.406 | 298 | 27 | 1.546 |
| Patrones | 8.698 | 5.790 | 8 | 914 | 86 | 144 | 1.259 | 111 | 143 | 243 | — | — |
| Empleados | 2.788 | 1.488 | 10 | 149 | 66 | 115 | 282 | 34 | 641 | 1 | 2 | — |
| Obreros | 24.787 | 19.520 | 66 | 1.545 | 1.169 | 473 | 247 | 161 | 1.485 | 15 | 4 | 102 |
| Total hombres | 36.273 | 26.798 | 84 | 2.608 | 1.321 | 732 | 1.788 | 306 | 2.269 | 259 | 6 | 102 |
| Patrones | 3.939 | 351 | 1 | 1.329 | 1 | 4 | 688 | 473 | 865 | 219 | 8 | — |
| Empleados | 712 | 49 | 2 | 87 | 2 | 47 | 85 | 19 | 420 | — | 1 | — |
| Obreros | 4.360 | 728 | — | 306 | 7 | 20 | 44 | 120 | 96 | 1 | — | 3.038 |
| Total mujeres | 9.011 | 1.128 | 3 | 1.722 | 10 | 71 | 817 | 612 | 1.381 | 220 | 9 | 3.038 |
| LINARES | 45.284 | 27.926 | 87 | 4.330 | 1.331 | 803 | 2.605 | 918 | 3.650 | 479 | 15 | 3.140 |
| Patrones | 17.947 | 12.430 | 5 | 1.854 | 234 | 261 | 2.115 | 152 | 460 | 430 | 6 | — |
| Empleados | 5.855 | 3.404 | 10 | 245 | 99 | 225 | 490 | 31 | 1.348 | 2 | 1 | — |
| Obreros | 40.076 | 30.674 | 154 | 2.375 | 2.549 | 940 | 439 | 279 | 2.393 | 33 | 25 | 316 |
| Total hombres | 63.878 | 46.408 | 169 | 4.474 | 2.882 | 1.426 | 3.044 | 462 | 4.201 | 465 | 32 | 316 |

| Hombres y mujeres activos según trabajo y situación | Total | Agricultura, sel- vicultura y pesca | Indus- trias extrac- tivas | Indus- trias manufac- tureras | Edifica- ción y construc- ción | Trans- portes y comuni- caciones | Comer- cio | Hotele- ría y servi- cios perso- nales | Servicios públicos y otros de inter- és ge- neral | Rentis- tas | Varios | Servi- dumbre |
|---|----------------|---|-------------------------------------|--|---|---|---------------|---|--|----------------|------------|------------------|
| Patrones | 7.460 | 1.426 | 7 | 2.046 | 97 | 11 | 1.107 | 785 | 1.703 | 274 | 4 | — |
| Empleados | 1.386 | 112 | 1 | 151 | 31 | 73 | 247 | 47 | 721 | 2 | 1 | — |
| Obreros | 7.895 | 1.241 | 3 | 416 | 18 | 14 | 55 | 146 | 101 | 1 | 2 | 5.896 |
| Total mujeres | 16.739 | 2.779 | 11 | 2.615 | 146 | 98 | 1.409 | 978 | 2.525 | 277 | 7 | 5.896 |
| NUBLE | 80.617 | 49.187 | 180 | 7.087 | 3.028 | 1.524 | 4.453 | 1.440 | 6.726 | 742 | 39 | 6.211 |
| Patrones | 15.581 | 6.346 | 123 | 2.446 | 396 | 537 | 3.575 | 357 | 597 | 1.194 | 10 | — |
| Empleados | 9.313 | 1.499 | 772 | 1.114 | 142 | 1.241 | 1.690 | 107 | 2.738 | 3 | 7 | — |
| Obreros | 57.250 | 13.979 | 13.399 | 10.285 | 5.141 | 4.106 | 1.233 | 695 | 7.829 | 46 | 46 | 491 |
| Total hombres | 82.144 | 21.824 | 14.294 | 13.845 | 5.679 | 5.884 | 6.498 | 1.159 | 11.164 | 1.243 | 63 | 491 |
| Patrones | 10.217 | 578 | 31 | 3.019 | 4 | 16 | 2.597 | 1.279 | 2.075 | 600 | 19 | — |
| Empleados | 3.117 | 94 | 69 | 334 | 7 | 186 | 718 | 101 | 1.583 | — | 25 | — |
| Obreros | 14.489 | 793 | 242 | 3.797 | 23 | 49 | 239 | 321 | 395 | 2 | 2 | 8.626 |
| Total mujeres | 27.823 | 1.465 | 342 | 7.150 | 34 | 250 | 3.554 | 1.701 | 4.053 | 602 | 46 | 8.626 |
| CONCEPCION | 109.967 | 23.289 | 14.636 | 20.995 | 5.713 | 6.134 | 10.052 | 2.860 | 15.217 | 1.845 | 109 | 9.117 |
| Patrones | 4.056 | 3.141 | 10 | 325 | 16 | 18 | 384 | 21 | 84 | 57 | — | — |
| Empleados | 1.461 | 821 | 121 | 42 | 15 | 75 | 87 | 4 | 296 | — | — | — |
| Obreros | 11.239 | 6.516 | 2.681 | 524 | 233 | 322 | 91 | 40 | 783 | 2 | 3 | 54 |
| Total hombres | 16.756 | 10.478 | 2.812 | 891 | 264 | 415 | 552 | 65 | 1.163 | 59 | 3 | 54 |
| Patrones | 1.665 | 260 | 5 | 458 | — | — | 394 | 159 | 338 | 49 | 2 | — |
| Empleados | 317 | 27 | 3 | 35 | — | 18 | 35 | 9 | 189 | 1 | — | — |
| Obreros | 1.579 | 201 | 39 | 68 | 1 | 3 | 6 | 16 | 22 | — | — | 1.223 |
| Total mujeres | 3.561 | 488 | 47 | 561 | 1 | 21 | 435 | 184 | 549 | 50 | 2 | 1.223 |
| ARAUCO | 20.317 | 10.966 | 2.859 | 1.452 | 265 | 436 | 987 | 249 | 1.712 | 109 | 5 | 1.277 |
| Patrones | 7.371 | 5.229 | 1 | 718 | 75 | 88 | 844 | 56 | 180 | 180 | — | — |
| Empleados | 2.408 | 1.319 | 2 | 125 | 37 | 102 | 242 | 11 | 568 | 2 | — | — |
| Obreros | 22.492 | 17.868 | 24 | 1.377 | 862 | 429 | 182 | 101 | 1.661 | 11 | 4 | 73 |
| Total hombres | 32.271 | 24.416 | 27 | 2.220 | 974 | 619 | 1.268 | 168 | 2.309 | 193 | 4 | 73 |
| Patrones | 3.856 | 667 | 2 | 1.145 | 3 | 3 | 558 | 430 | 910 | 137 | 1 | — |
| Empleados | 678 | 66 | 1 | 48 | 3 | 34 | 118 | 10 | 398 | — | — | — |
| Obreros | 4.169 | 753 | 2 | 209 | 5 | 5 | 41 | 45 | 87 | 1 | — | 3.021 |
| Total mujeres | 8.703 | 1.486 | 5 | 1.402 | 11 | 42 | 717 | 485 | 1.395 | 138 | 1 | 3.021 |
| BIO-BIO | 40.974 | 25.902 | 32 | 3.622 | 985 | 661 | 1.985 | 653 | 3.704 | 331 | 5 | 3.094 |
| Patrones | 11.391 | 8.296 | 14 | 1.057 | 74 | 111 | 1.215 | 120 | 200 | 304 | — | — |
| Empleados | 3.703 | 2.176 | 24 | 178 | 36 | 199 | 303 | 20 | 759 | 5 | 3 | — |
| Obreros | 23.833 | 16.391 | 705 | 2.411 | 851 | 943 | 317 | 166 | 1.800 | 13 | 12 | 225 |
| Total hombres | 38.927 | 26.863 | 743 | 3.646 | 961 | 1.253 | 1.835 | 305 | 2.759 | 322 | 15 | 225 |
| Patrones | 4.313 | 625 | 4 | 1.224 | 1 | 7 | 767 | 575 | 907 | 200 | 3 | — |
| Empleados | 889 | 86 | 1 | 87 | — | 47 | 106 | 27 | 530 | — | 5 | — |
| Obreros | 4.411 | 543 | 8 | 342 | 9 | 25 | 97 | 108 | 62 | 1 | 1 | 3.215 |
| Total mujeres | 9.613 | 1.254 | 13 | 1.653 | 10 | 79 | 970 | 710 | 1.499 | 201 | 9 | 3.215 |
| MALLECO | 48.540 | 28.117 | 756 | 5.299 | 971 | 1.332 | 2.805 | 1.015 | 4.258 | 523 | 24 | 3.440 |
| Patrones | 32.477 | 24.453 | 24 | 2.547 | 199 | 300 | 3.544 | 249 | 592 | 466 | 3 | — |
| Empleados | 13.122 | 9.406 | 27 | 467 | 97 | 407 | 910 | 67 | 1.734 | 1 | 6 | — |
| Obreros | 44.875 | 31.269 | 528 | 5.089 | 1.766 | 1.484 | 845 | 387 | 3.012 | 29 | 18 | 449 |
| Total hombres | 90.474 | 65.128 | 579 | 8.203 | 2.061 | 2.191 | 5.299 | 703 | 5.338 | 496 | 27 | 449 |
| Patrones | 10.992 | 2.332 | 15 | 3.876 | 3 | 22 | 1.520 | 920 | 2.057 | 230 | 17 | — |
| Empleados | 2.429 | 671 | 2 | 206 | 4 | 100 | 342 | 36 | 1.053 | 4 | 12 | — |
| Obreros | 9.319 | 1.057 | 4 | 794 | 21 | 41 | 117 | 279 | 270 | 1 | 4 | 6.731 |
| Total mujeres | 22.740 | 4.060 | 21 | 4.875 | 28 | 163 | 1.979 | 1.235 | 3.380 | 235 | 33 | 6.731 |
| CAUTIN | 113.414 | 69.188 | 600 | 13.078 | 2.089 | 2.354 | 7.278 | 1.938 | 8.718 | 731 | 60 | 7.180 |
| Patrones | 11.100 | 6.834 | 7 | 1.542 | 96 | 240 | 1.684 | 155 | 259 | 271 | 2 | — |
| Empleados | 5.289 | 2.470 | 45 | 491 | 43 | 352 | 673 | 39 | 1.162 | 1 | 3 | — |
| Obreros | 36.510 | 23.520 | 769 | 6.161 | 1.366 | 1.890 | 391 | 226 | 1.926 | 7 | 27 | 227 |
| Total hombres | 52.899 | 32.824 | 821 | 8.194 | 1.505 | 2.492 | 2.748 | 430 | 3.347 | 279 | 32 | 227 |
| Patrones | 4.061 | 534 | 4 | 1.607 | 1 | 10 | 604 | 479 | 691 | 128 | 3 | — |
| Empleados | 1.204 | 67 | 3 | 128 | 1 | 65 | 187 | 31 | 717 | 2 | 3 | — |
| Obreros | 6.602 | 703 | 10 | 950 | 9 | 30 | 212 | 58 | 171 | — | 5 | 4.544 |
| Total mujeres | 11.867 | 1.304 | 17 | 2.595 | 11 | 105 | 849 | 722 | 1.579 | 130 | 11 | 4.544 |
| VALDIVIA | 64.766 | 34.128 | 838 | 10.789 | 1.516 | 2.597 | 3.597 | 1.152 | 4.926 | 409 | 43 | 4.771 |

| Hombres y mujeres activos según trabajo y situación | Total | Agricultura, sel- vicultura y pesca | Indus- trias extrac- tivas | Indus- trias manufac- tureras | Edifica- ción y construc- ción | Trans- portes y comuni- caciones | Comer- cio | Hotelería y servi- cios personales | Servicios públicos y otros de inter- és ge- neral | Rentis- tas | Varios | Servi- dumbre |
|---|------------------|---|-------------------------------------|--|---|---|----------------|---|--|----------------|--------------|------------------|
| Patrones | 6.513 | 3.991 | 6 | 1.026 | 76 | 140 | 843 | 123 | 190 | 110 | 2 | — |
| Empleados | 2.092 | 745 | 10 | 204 | 42 | 81 | 465 | 38 | 506 | 1 | — | — |
| Obreros | 20.679 | 14.439 | 77 | 2.762 | 1.413 | 530 | 237 | 185 | 918 | 3 | 11 | 104 |
| Total hombres | 29.284 | 19.175 | 93 | 3.992 | 1.531 | 757 | 1.545 | 346 | 1.614 | 114 | 13 | 104 |
| Patrones | 2.187 | 286 | — | 768 | 1 | 2 | 271 | 332 | 414 | 111 | 2 | — |
| Empleados | 555 | 38 | 1 | 41 | — | 34 | 77 | 10 | 354 | — | — | — |
| Obreros | 4.094 | 346 | — | 537 | 11 | 5 | 31 | 161 | 79 | 1 | 5 | 2.928 |
| Total mujeres | 6.836 | 670 | 1 | 1.346 | 12 | 41 | 379 | 493 | 847 | 112 | 7 | 2.928 |
| OSORNO | 36.120 | 19.845 | 94 | 5.338 | 1.843 | 798 | 1.924 | 839 | 2.461 | 226 | 20 | 3.032 |
| Patrones | 9.931 | 7.530 | 11 | 865 | 54 | 141 | 1.021 | 94 | 91 | 123 | 1 | — |
| Empleados | 4.664 | 3.046 | 8 | 142 | 27 | 286 | 337 | 38 | 772 | 2 | 6 | — |
| Obreros | 16.029 | 9.803 | 62 | 2.125 | 644 | 1.243 | 191 | 192 | 1.636 | 7 | 20 | 106 |
| Total hombres | 30.624 | 20.379 | 81 | 3.132 | 725 | 1.670 | 1.549 | 324 | 2.499 | 132 | 27 | 106 |
| Patrones | 2.933 | 794 | 1 | 1.007 | 3 | 8 | 286 | 279 | 406 | 140 | 9 | — |
| Empleados | 970 | 282 | 2 | 37 | 1 | 36 | 114 | 35 | 462 | 1 | — | — |
| Obreros | 3.562 | 472 | 4 | 319 | 4 | 9 | 22 | 93 | 74 | 8 | — | 2.557 |
| Total mujeres | 7.465 | 1.548 | 7 | 1.363 | 8 | 53 | 422 | 407 | 942 | 149 | 9 | 2.557 |
| LLANQUIHUE | 38.089 | 21.927 | 88 | 4.495 | 733 | 1.723 | 1.971 | 731 | 3.441 | 281 | 36 | 2.663 |
| Patrones | 11.672 | 10.417 | 1 | 455 | 32 | 46 | 537 | 33 | 76 | 75 | — | — |
| Empleados | 3.883 | 3.147 | 1 | 63 | 17 | 95 | 76 | 3 | 477 | 2 | 2 | — |
| Obreros | 6.391 | 4.680 | 21 | 486 | 412 | 226 | 51 | 35 | 443 | 3 | 4 | 130 |
| Total hombres | 21.946 | 18.144 | 23 | 1.004 | 461 | 367 | 664 | 71 | 996 | 80 | 6 | 130 |
| Patrones | 4.964 | 3.829 | 5 | 422 | 1 | 5 | 192 | 144 | 283 | 79 | 4 | — |
| Empleados | 1.323 | 872 | 1 | 28 | 1 | 29 | 24 | 3 | 364 | — | 1 | — |
| Obreros | 3.994 | 2.230 | 1 | 69 | 3 | 4 | 8 | 25 | 37 | 1 | — | 1.616 |
| Total mujeres | 10.281 | 6.931 | 7 | 519 | 5 | 38 | 224 | 172 | 684 | 80 | 5 | 1.616 |
| CHILOE | 32.227 | 25.075 | 30 | 1.523 | 466 | 405 | 888 | 243 | 1.680 | 160 | 11 | 1.746 |
| Patrones | 1.523 | 913 | — | 224 | 24 | 32 | 294 | 24 | 4 | 8 | — | — |
| Empleados | 595 | 269 | 2 | 28 | 6 | 15 | 55 | 10 | 211 | — | — | — |
| Obreros | 2.928 | 1.672 | 8 | 464 | 159 | 80 | 78 | 42 | 400 | — | 2 | 23 |
| Total hombres | 5.046 | 2.854 | 10 | 716 | 188 | 127 | 427 | 76 | 615 | 8 | 2 | 23 |
| Patrones | 404 | 26 | 1 | 145 | — | 4 | 62 | 90 | 58 | 18 | — | — |
| Empleados | 76 | 3 | — | 10 | — | 2 | 10 | 1 | 50 | — | — | — |
| Obreros | 415 | 40 | — | 24 | — | 2 | 6 | 20 | 6 | — | — | 317 |
| Total mujeres | 895 | 69 | 1 | 179 | — | 8 | 78 | 111 | 114 | 18 | — | 317 |
| AYSEN | 5.941 | 2.923 | 11 | 895 | 188 | 135 | 505 | 187 | 729 | 26 | 2 | 340 |
| Patrones | 2.245 | 181 | 50 | 613 | 64 | 287 | 615 | 142 | 141 | 151 | 1 | — |
| Empleados | 2.288 | 394 | 48 | 229 | 13 | 252 | 437 | 66 | 843 | 4 | 2 | — |
| Obreros | 11.694 | 3.861 | 968 | 2.229 | 671 | 1.155 | 230 | 284 | 2.133 | 3 | 16 | 144 |
| Total hombres | 16.227 | 4.436 | 1.066 | 3.071 | 748 | 1.694 | 1.282 | 492 | 3.117 | 158 | 19 | 144 |
| Patrones | 1.221 | 7 | — | 464 | — | 6 | 152 | 254 | 264 | 84 | — | — |
| Empleados | 401 | 5 | 1 | 20 | — | 37 | 60 | 9 | 269 | — | — | — |
| Obreros | 1.700 | 23 | 4 | 283 | 2 | 9 | 23 | 196 | 61 | — | — | 1.109 |
| Total mujeres | 3.322 | 35 | 5 | 757 | 2 | 52 | 235 | 459 | 584 | 84 | — | 1.109 |
| MAGALLANES | 19.549 | 4.471 | 1.071 | 3.828 | 750 | 1.746 | 1.517 | 951 | 3.701 | 242 | 19 | 1.253 |
| Patrones | 314.086 | 143.757 | 1.968 | 43.797 | 5.195 | 9.434 | 73.666 | 6.823 | 13.692 | 15.476 | 278 | — |
| Empleados | 172.494 | 46.937 | 7.922 | 17.762 | 2.371 | 13.170 | 30.424 | 3.572 | 49.699 | 227 | 410 | — |
| Obreros | 846.615 | 389.102 | 84.263 | 143.049 | 49.966 | 47.873 | 19.745 | 16.675 | 86.084 | 794 | 901 | 8.163 |
| Total hombres | 1.333.195 | 579.796 | 94.153 | 204.608 | 57.532 | 70.477 | 123.835 | 27.070 | 149.475 | 16.497 | 1.589 | 8.163 |
| Patrones | 151.379 | 16.188 | 194 | 46.628 | 239 | 368 | 24.292 | 22.314 | 33.453 | 10.474 | 229 | — |
| Empleados | 56.654 | 3.344 | 736 | 5.090 | 129 | 2.739 | 10.445 | 1.966 | 30.711 | 119 | 1.375 | — |
| Obreros | 224.493 | 20.235 | 1.007 | 41.653 | 370 | 934 | 3.736 | 8.203 | 7.539 | 105 | 240 | 140.471 |
| Total mujeres | 435.526 | 39.767 | 1.937 | 93.371 | 738 | 4.041 | 38.473 | 32.483 | 71.703 | 10.698 | 1.844 | 140.471 |
| TOTAL REPUBLICA | 1.768.721 | 619.563 | 96.090 | 297.979 | 58.270 | 74.518 | 162.308 | 59.553 | 221.178 | 27.195 | 3.433 | 148.634 |
| • PATRONES | 468.465 | 159.945 | 2.162 | 90.425 | 5.434 | 9.802 | 97.968 | 29.137 | 47.145 | 25.950 | 507 | — |
| • EMPLEADOS | 229.148 | 50.281 | 8.658 | 22.852 | 2.500 | 15.909 | 40.869 | 5.538 | 80.410 | 346 | 1.785 | — |
| • OBREROS | 1.071.108 | 409.337 | 85.270 | 184.702 | 50.336 | 48.807 | 23.481 | 24.878 | 93.623 | 899 | 1.141 | 148.634 |

DETALLE DE LAS ACTIVIDADES DE LA POBLACION DEL PAIS

| ACTIVIDADES | Hombres | | | | | | | Mujeres | | | | | | |
|--------------------------------|-----------|-----------------|---------|---------|---------|---------|----------|---------|-----------------|--------|---------|---------|---------|----------|
| | TOTAL | GRUPO DE EDADES | | | | | | TOTAL | GRUPO DE EDADES | | | | | |
| | | Hasta 14 años | 15-19 | 20-29 | 30-39 | 40-59 | 60 y más | | Hasta 14 años | 15-19 | 20-29 | 30-39 | 40-59 | 60 y más |
| 1. -- Agricultura y crianza... | 1.029.075 | 419.902 | 115.283 | 156.651 | 115.914 | 155.656 | 67.669 | 907.596 | 394.510 | 88.115 | 139.146 | 102.149 | 127.675 | 56.001 |
| ACTIVA: | | | | | | | | | | | | | | |
| Patrones | 140.315 | 302 | 3.463 | 21.211 | 31.245 | 56.270 | 27.824 | 16.074 | 124 | 211 | 1.366 | 2.539 | 6.819 | 5.025 |
| Empleados | 46.886 | 1.662 | 11.407 | 16.126 | 7.361 | 8.002 | 2.128 | 3.315 | 107 | 869 | 848 | 633 | 670 | 188 |
| Obreros | 384.389 | 13.152 | 69.085 | 109.704 | 73.417 | 97.487 | 31.544 | 20.140 | 1.063 | 3.364 | 5.106 | 4.002 | 5.087 | 1.518 |
| INACTIVA: | | | | | | | | | | | | | | |
| Miembros de familia | 455.503 | 404.336 | 28.827 | 9.145 | 3.654 | 3.578 | 6.014 | 839.893 | 391.013 | 77.249 | 123.063 | 90.445 | 110.548 | 47.575 |
| Servidumbre | 2.253 | 543 | 499 | 455 | 236 | 363 | 157 | 28.105 | 2.195 | 6.411 | 8.754 | 4.513 | 4.541 | 1.891 |
| Desocupados | 29 | 8 | 2 | 10 | 1 | 6 | 2 | 69 | 8 | 11 | 19 | 17 | 10 | 4 |
| 2. -- Silvicultura y caza..... | 7.758 | 2.664 | 727 | 1.255 | 1.117 | 1.457 | 538 | 5.303 | 2.588 | 440 | 745 | 610 | 645 | 237 |
| ACTIVA: | | | | | | | | | | | | | | |
| Patrones | 912 | 6 | 71 | 176 | 210 | 315 | 131 | 49 | 2 | 5 | 15 | 12 | 11 | 4 |
| Empleados | 163 | 5 | 29 | 48 | 21 | 44 | 6 | 16 | 1 | 2 | 7 | 4 | 2 | — |
| Obreros | 3.811 | 69 | 461 | 977 | 866 | 1.073 | 365 | 65 | 2 | 11 | 16 | 11 | 19 | 7 |
| INACTIVA: | | | | | | | | | | | | | | |
| Miembros de familia | 2.879 | 2.684 | 163 | 53 | 20 | 24 | 35 | 5.124 | 2.578 | 414 | 723 | 578 | 607 | 224 |
| Servidumbre | 2 | — | — | 1 | — | — | 1 | 47 | 5 | 8 | 22 | 5 | 6 | 1 |
| Desocupados | 1 | — | — | — | — | — | — | 1 | — | — | — | — | — | 1 |

| ACTIVIDADES | Hombres | | | | | | | Mujeres | | | | | | |
|---|---------|-----------------|-------|-------|-------|-------|----------|---------|-----------------|-------|-------|-------|-------|----------|
| | TOTAL | GRUPO DE EDADES | | | | | | TOTAL | GRUPO DE EDADES | | | | | |
| | | Hasta 14 años | 15-19 | 20-29 | 30-39 | 40-59 | 60 y más | | Hasta 14 años | 15-19 | 20-29 | 30-39 | 40-59 | 60 y más |
| 9.—Extracción de piedras para edificios y otros materiales de construcción... | 7.597 | 2.708 | 532 | 1.406 | 1.282 | 1.369 | 300 | 6.178 | 2.656 | 525 | 1.115 | 820 | 809 | 255 |
| ACTIVA: | | | | | | | | | | | | | | |
| Patrones | 127 | — | 9 | 22 | 27 | 48 | 21 | 75 | 1 | — | 26 | 16 | 23 | 9 |
| Empleados | 282 | 2 | 10 | 68 | 80 | 109 | 13 | 26 | — | 6 | 6 | 6 | 5 | 3 |
| Obreros | 4.265 | 37 | 349 | 1.278 | 1.167 | 1.200 | 234 | 94 | 11 | 14 | 23 | 19 | 23 | 4 |
| INACTIVA: | | | | | | | | | | | | | | |
| Miembros de familia | 2.908 | 2.668 | 161 | 32 | 8 | 9 | 30 | 5.865 | 2.638 | 476 | 1.018 | 761 | 737 | 235 |
| Servidumbre | 10 | 1 | 3 | 3 | — | 1 | 2 | 117 | 6 | 29 | 39 | 18 | 21 | 4 |
| Desocupados | 5 | — | — | 3 | — | 2 | — | 1 | — | — | 1 | — | — | — |
| 10.—Industria de los artículos alimenticios..... | 13.455 | 4.811 | 1.490 | 2.264 | 1.960 | 2.342 | 588 | 12.200 | 4.720 | 1.226 | 2.299 | 1.627 | 1.722 | 606 |
| ACTIVA: | | | | | | | | | | | | | | |
| Patrones | 2.527 | 3 | 69 | 463 | 678 | 1.062 | 252 | 212 | — | 5 | 60 | 43 | 88 | 16 |
| Empleados | 441 | 4 | 64 | 154 | 85 | 112 | 22 | 180 | 2 | 43 | 74 | 39 | 20 | 2 |
| Obreros | 4.903 | 95 | 816 | 1.517 | 1.150 | 1.104 | 221 | 204 | 4 | 31 | 61 | 50 | 50 | 8 |
| INACTIVA: | | | | | | | | | | | | | | |
| Miembros de familia | 5.519 | 4.684 | 524 | 123 | 45 | 57 | 86 | 11.083 | 4.687 | 1.017 | 1.901 | 1.433 | 1.482 | 563 |
| Servidumbre | 65 | 25 | 17 | 7 | 2 | 7 | 7 | 617 | 27 | 129 | 203 | 62 | 79 | 17 |
| Desocupados | — | — | — | — | — | — | — | 4 | — | 1 | — | — | 3 | — |
| 11.—Elaboración de los productos de la pesca..... | 1.407 | 952 | 128 | 145 | 66 | 75 | 43 | 2.295 | 961 | 254 | 380 | 273 | 291 | 136 |
| ACTIVA: | | | | | | | | | | | | | | |
| Patrones | 24 | 2 | 1 | — | 6 | 10 | 5 | 11 | 1 | 1 | 2 | 2 | 3 | 2 |
| Empleados | 29 | — | 4 | 7 | 10 | 6 | 2 | 18 | — | 1 | 8 | 3 | 3 | 3 |
| Obreros | 269 | 16 | 54 | 97 | 40 | 44 | 18 | 167 | 7 | 33 | 45 | 38 | 38 | 6 |
| INACTIVA: | | | | | | | | | | | | | | |
| Miembros de familia | 1.076 | 934 | 67 | 35 | 10 | 14 | 16 | 2.012 | 947 | 196 | 299 | 218 | 232 | 120 |
| Servidumbre | 7 | — | 2 | 3 | — | 1 | 1 | 87 | 6 | 23 | 26 | 12 | 15 | 5 |
| Desocupados | 2 | — | — | 1 | — | — | — | — | — | — | — | — | — | — |
| 12.—Fabricación de conservas de frutas y legumbres. | 634 | 246 | 78 | 123 | 77 | 94 | 16 | 876 | 226 | 146 | 191 | 129 | 137 | 47 |
| ACTIVA: | | | | | | | | | | | | | | |
| Patrones | 39 | 1 | — | 9 | 7 | 16 | 6 | 23 | 1 | 6 | 5 | — | 5 | 1 |
| Empleados | 57 | — | 1 | 16 | 17 | 22 | 1 | 29 | — | 4 | 13 | 6 | 6 | — |
| Obreros | 266 | 5 | 60 | 90 | 49 | 54 | 7 | 257 | 6 | 53 | 85 | 56 | 49 | 8 |
| INACTIVA: | | | | | | | | | | | | | | |
| Miembros de familia | 268 | 240 | 16 | 6 | 3 | 2 | 1 | 452 | 214 | 43 | 58 | 50 | 55 | 32 |
| Servidumbre | 5 | — | 1 | 2 | 1 | — | 1 | 115 | 5 | 40 | 30 | 12 | 22 | 6 |
| Desocupados | — | — | — | — | — | — | — | — | — | — | — | — | — | — |
| 13.—Productos de la leche .. | 3.632 | 1.386 | 442 | 699 | 519 | 466 | 120 | 3.878 | 1.386 | 411 | 791 | 525 | 591 | 174 |
| ACTIVA: | | | | | | | | | | | | | | |
| Patrones | 202 | 1 | 4 | 42 | 62 | 71 | 22 | 30 | — | 4 | 6 | 5 | 9 | 6 |
| Empleados | 264 | 1 | 17 | 86 | 79 | 66 | 15 | 51 | 4 | 6 | 20 | 7 | 13 | 1 |
| Obreros | 1.627 | 58 | 307 | 539 | 359 | 300 | 64 | 697 | 9 | 99 | 204 | 171 | 182 | 32 |
| INACTIVA: | | | | | | | | | | | | | | |
| Miembros de familia | 1.522 | 1.323 | 110 | 28 | 17 | 25 | 19 | 2.931 | 1.362 | 255 | 606 | 322 | 356 | 130 |
| Servidumbre | 15 | 3 | 4 | 2 | 2 | 4 | — | 165 | 11 | 44 | 54 | 20 | 31 | 5 |
| Desocupados | 2 | — | — | 2 | — | — | — | 4 | — | 3 | 1 | — | — | — |
| 14.—Industria molinera y del arroz | 7.970 | 2.990 | 708 | 1.552 | 1.222 | 1.193 | 305 | 7.511 | 2.989 | 734 | 1.385 | 1.023 | 1.002 | 578 |
| ACTIVA: | | | | | | | | | | | | | | |
| Patrones | 253 | — | 8 | 35 | 74 | 105 | 31 | 70 | 1 | 1 | 5 | 40 | 13 | 10 |
| Empleados | 539 | 1 | 42 | 146 | 136 | 180 | 34 | 39 | — | 5 | 19 | 8 | 4 | 3 |
| Obreros | 3.815 | 25 | 426 | 1.318 | 991 | 863 | 192 | 201 | 4 | 32 | 56 | 41 | 56 | 12 |
| INACTIVA: | | | | | | | | | | | | | | |
| Miembros de familia | 3.327 | 2.961 | 228 | 47 | 19 | 27 | 45 | 6.711 | 2.960 | 575 | 1.137 | 838 | 865 | 336 |
| Servidumbre | 34 | 3 | 4 | 5 | 2 | 17 | 3 | 485 | 24 | 120 | 167 | 96 | 61 | 17 |
| Desocupados | 2 | — | — | 1 | — | 1 | — | 5 | — | 1 | 1 | — | 3 | — |

| ACTIVIDADES | Hombres | | | | | | | Mujeres | | | | | | |
|--|---------------|-----------------|--------------|--------------|--------------|--------------|--------------|---------------|-----------------|--------------|--------------|--------------|--------------|--------------|
| | TOTAL | GRUPO DE EDADES | | | | | | TOTAL | GRUPO DE EDADES | | | | | |
| | | Hasta 14 años | 15-19 | 20-29 | 30-39 | 40-59 | 60 y más | | Hasta 14 años | 15-19 | 20-29 | 30-39 | 40-59 | 60 y más |
| 21.—Industria del tabaco... | 1.398 | 564 | 124 | 298 | 236 | 148 | 28 | 1.897 | 594 | 178 | 476 | 299 | 250 | 100 |
| ACTIVA: | | | | | | | | | | | | | | |
| Patrones | 18 | — | 1 | 4 | 7 | 6 | — | 4 | — | — | 3 | 1 | — | — |
| Empleados | 302 | — | 30 | 120 | 95 | 54 | 3 | 50 | — | 2 | 31 | 11 | 6 | — |
| Obreros | 437 | 6 | 47 | 160 | 127 | 83 | 15 | 423 | 6 | 56 | 185 | 109 | 64 | 3 |
| INACTIVA: | | | | | | | | | | | | | | |
| Miembros de familia | 638 | 559 | 45 | 13 | 6 | 5 | 10 | 1.323 | 581 | 90 | 226 | 165 | 165 | 96 |
| Servidumbre | 3 | — | 1 | 1 | 1 | — | — | 97 | 7 | 30 | 31 | 13 | 15 | 1 |
| Desocupados | — | — | — | — | — | — | — | — | — | — | — | — | — | — |
| 22.—Industria de aceites, grasas vegetales, margarina y manteca artificial... | 1.050 | 416 | 96 | 202 | 157 | 149 | 30 | 1.026 | 412 | 94 | 192 | 140 | 142 | 46 |
| ACTIVA: | | | | | | | | | | | | | | |
| Patrones | 43 | — | 3 | 8 | 10 | 19 | 3 | 6 | — | 2 | 1 | 1 | 1 | 1 |
| Empleados | 91 | — | 7 | 29 | 26 | 25 | 4 | 10 | — | 2 | 5 | 2 | 1 | — |
| Obreros | 428 | 3 | 41 | 150 | 119 | 102 | 13 | 32 | — | 6 | 14 | 6 | 5 | 1 |
| INACTIVA: | | | | | | | | | | | | | | |
| Miembros de familia | 488 | 413 | 45 | 15 | 2 | 3 | 10 | 935 | 410 | 72 | 156 | 123 | 131 | 43 |
| Servidumbre | — | — | — | — | — | — | — | 43 | 2 | 12 | 16 | 8 | 4 | 1 |
| Desocupados | — | — | — | — | — | — | — | — | — | — | — | — | — | — |
| 23.—Industrias químicas... | 6.599 | 2.200 | 747 | 1.425 | 1.068 | 959 | 200 | 7.888 | 2.233 | 1.014 | 1.992 | 1.218 | 1.024 | 407 |
| ACTIVA: | | | | | | | | | | | | | | |
| Patrones | 296 | 1 | 2 | 48 | 73 | 141 | 31 | 45 | 1 | 2 | 12 | 16 | 7 | 7 |
| Empleados | 1.130 | — | 65 | 370 | 360 | 292 | 43 | 445 | 3 | 44 | 237 | 122 | 37 | 2 |
| Obreros | 2.640 | 30 | 462 | 944 | 618 | 500 | 86 | 1.417 | 25 | 377 | 626 | 257 | 116 | 16 |
| INACTIVA: | | | | | | | | | | | | | | |
| Miembros de familia | 2.514 | 2.168 | 213 | 57 | 14 | 24 | 38 | 5.408 | 2.173 | 473 | 895 | 718 | 783 | 366 |
| Servidumbre | 18 | 1 | 5 | 6 | 3 | 2 | 1 | 572 | 31 | 118 | 221 | 105 | 81 | 15 |
| Desocupados | 1 | — | — | — | — | — | 1 | 1 | — | — | 1 | — | — | — |
| 24.—Industria del caucho... | 639 | 231 | 101 | 131 | 82 | 86 | 8 | 635 | 216 | 96 | 150 | 88 | 78 | 27 |
| ACTIVA: | | | | | | | | | | | | | | |
| Patrones | 107 | — | 2 | 30 | 30 | 45 | — | 6 | — | — | — | 1 | 2 | 2 |
| Empleados | 28 | — | 4 | 6 | 11 | 6 | 1 | 8 | — | — | 4 | 3 | 1 | — |
| Obreros | 249 | 3 | 77 | 92 | 41 | 35 | 1 | 106 | 2 | 40 | 41 | 15 | 4 | 1 |
| INACTIVA: | | | | | | | | | | | | | | |
| Miembros de familia | 254 | 228 | 18 | 2 | — | — | 6 | 506 | 210 | 47 | 90 | 66 | 69 | 24 |
| Servidumbre | 1 | — | — | 1 | — | — | — | 30 | 4 | 9 | 12 | 3 | 2 | — |
| Desocupados | — | — | — | — | — | — | — | — | — | — | — | — | — | — |
| 25.—Industria de la madera y corcho... | 12.045 | 4.045 | 1.556 | 2.734 | 1.926 | 1.917 | 386 | 9.376 | 3.988 | 908 | 1.810 | 1.209 | 1.127 | 334 |
| ACTIVA: | | | | | | | | | | | | | | |
| Patrones | 424 | 2 | 8 | 66 | 116 | 206 | 36 | 17 | 3 | — | 7 | 3 | 4 | — |
| Empleados | 493 | — | 42 | 150 | 121 | 136 | 44 | 37 | — | — | 25 | 6 | 5 | 1 |
| Obreros | 7.186 | 108 | 1.225 | 2.438 | 1.634 | 1.510 | 270 | 138 | 6 | 32 | 55 | 23 | 18 | 5 |
| INACTIVA: | | | | | | | | | | | | | | |
| Miembros de familia | 4.448 | 3.933 | 280 | 85 | 53 | 62 | 35 | 8.803 | 3.952 | 776 | 1.577 | 1.120 | 1.059 | 319 |
| Servidumbre | 14 | 2 | 1 | 5 | 2 | 3 | 1 | 380 | 27 | 100 | 146 | 57 | 41 | 9 |
| Desocupados | — | — | — | — | — | — | — | 1 | 1 | — | — | — | — | — |
| 26.—Industria maderera... | 40.465 | 14.113 | 3.801 | 6.241 | 5.497 | 8.123 | 2.621 | 33.477 | 13.991 | 2.982 | 5.164 | 4.250 | 5.155 | 1.935 |
| ACTIVA: | | | | | | | | | | | | | | |
| Patrones | 8.876 | 22 | 286 | 1.523 | 2.030 | 3.649 | 1.366 | 251 | 5 | 20 | 54 | 48 | 84 | 40 |
| Empleados | 705 | 6 | 135 | 195 | 115 | 198 | 56 | 113 | — | 19 | 51 | 20 | 13 | 10 |
| Obreros | 15.005 | 145 | 2.107 | 4.267 | 3.252 | 4.164 | 1.078 | 278 | 6 | 63 | 81 | 58 | 56 | 14 |
| INACTIVA: | | | | | | | | | | | | | | |
| Miembros de familia | 16.854 | 13.932 | 1.265 | 263 | 97 | 109 | 188 | 32.292 | 13.946 | 2.739 | 4.791 | 4.035 | 4.933 | 1.848 |
| Servidumbre | 24 | 5 | 7 | 3 | 3 | 3 | 3 | 538 | 32 | 140 | 187 | 89 | 67 | 23 |
| Desocupados | 3 | 2 | 1 | — | — | — | — | 5 | 2 | 1 | — | — | 2 | — |

| ACTIVIDADES | Hombres | | | | | | | Mujeres | | | | | | |
|--|---------------|-----------------|--------------|---------------|---------------|---------------|--------------|---------------|-----------------|--------------|---------------|--------------|---------------|--------------|
| | TOTAL | GRUPO DE EDADES | | | | | | TOTAL | GRUPO DE EDADES | | | | | |
| | | Hasta 14 años | 15-19 | 20-29 | 30-39 | 40-59 | 60 y más | | Hasta 14 años | 15-19 | 20-29 | 30-39 | 40-59 | 60 y más |
| 62.—Joyería..... | 1.285 | 400 | 156 | 219 | 210 | 261 | 39 | 1.294 | 429 | 151 | 227 | 195 | 205 | 87 |
| ACTIVA: | | | | | | | | | | | | | | |
| Patrones..... | 312 | — | 8 | 51 | 95 | 138 | 20 | 12 | — | — | 2 | 2 | 7 | 1 |
| Empleados..... | 123 | — | 22 | 39 | 35 | 26 | 3 | 19 | — | 2 | 6 | 7 | 2 | 2 |
| Obreros..... | 392 | 16 | 80 | 117 | 79 | 91 | 9 | 22 | — | 8 | 7 | 4 | 2 | 1 |
| INACTIVA: | | | | | | | | | | | | | | |
| Miembros de familia..... | 457 | 384 | 46 | 11 | 3 | 6 | 7 | 1.132 | 423 | 114 | 170 | 167 | 178 | 80 |
| Servidumbre..... | 1 | — | — | 1 | — | — | — | 109 | 6 | 27 | 42 | 15 | 16 | 3 |
| Desocupados..... | — | — | — | — | — | — | — | — | — | — | — | — | — | — |
| 63.—Fabricación de instrumentos musicales, fonógrafos y discos..... | 167 | 44 | 16 | 34 | 35 | 31 | 7 | 106 | 32 | 17 | 21 | 16 | 14 | 6 |
| ACTIVA: | | | | | | | | | | | | | | |
| Patrones..... | 29 | — | — | 4 | 9 | 13 | 3 | 1 | — | — | 1 | — | — | — |
| Empleados..... | 19 | — | 1 | 6 | 5 | 6 | 1 | 3 | — | 1 | 2 | — | — | — |
| Obreros..... | 64 | — | 9 | 21 | 20 | 12 | 2 | 6 | 1 | — | 1 | 2 | 2 | — |
| INACTIVA: | | | | | | | | | | | | | | |
| Miembros de familia..... | 55 | 44 | 6 | 3 | 1 | — | 1 | 92 | 31 | 14 | 16 | 13 | 12 | 6 |
| Servidumbre..... | — | — | — | — | — | — | — | 4 | — | 2 | 1 | 1 | — | — |
| Desocupados..... | — | — | — | — | — | — | — | — | — | — | — | — | — | — |
| 64.—Industrias manufactureras diversas..... | 1.442 | 447 | 249 | 307 | 313 | 187 | 39 | 1.467 | 426 | 228 | 354 | 207 | 178 | 74 |
| ACTIVA: | | | | | | | | | | | | | | |
| Patrones..... | 139 | 1 | 3 | 29 | 42 | 51 | 13 | 37 | — | 2 | 10 | 13 | 9 | 3 |
| Empleados..... | 111 | — | 15 | 44 | 21 | 30 | 1 | 32 | — | 2 | 17 | 9 | 3 | 1 |
| Obreros..... | 692 | 20 | 190 | 222 | 144 | 101 | 15 | 393 | 16 | 128 | 159 | 61 | 27 | 2 |
| INACTIVA: | | | | | | | | | | | | | | |
| Miembros de familia..... | 499 | 426 | 40 | 12 | 6 | 5 | 10 | 957 | 408 | 90 | 150 | 108 | 135 | 66 |
| Servidumbre..... | — | — | — | — | — | — | — | 48 | 2 | 6 | 18 | 16 | 4 | 2 |
| Desocupados..... | 1 | — | 1 | — | — | — | — | — | — | — | — | — | — | — |
| 65.—Industrias manufactureras mal designadas..... | 23.942 | 7.649 | 2.948 | 4.768 | 3.659 | 3.998 | 1.020 | 25.738 | 7.715 | 3.081 | 5.958 | 3.799 | 3.832 | 1.363 |
| ACTIVA: | | | | | | | | | | | | | | |
| Patrones..... | 3.764 | 2 | 62 | 556 | 981 | 1.734 | 419 | 350 | 2 | 29 | 97 | 78 | 110 | 34 |
| Empleados..... | 1.657 | 2 | 121 | 510 | 425 | 428 | 71 | 331 | 4 | 34 | 157 | 78 | 49 | 9 |
| Obreros..... | 9.709 | 204 | 1.969 | 3.386 | 2.083 | 1.736 | 342 | 3.792 | 80 | 913 | 1.639 | 723 | 390 | 47 |
| INACTIVA: | | | | | | | | | | | | | | |
| Miembros de familia..... | 8.829 | 7.432 | 793 | 288 | 57 | 90 | 169 | 19.096 | 7.535 | 1.614 | 3.192 | 2.556 | 2.986 | 1.215 |
| Servidumbre..... | 92 | 9 | 13 | 28 | 12 | 11 | 19 | 2.169 | 94 | 491 | 873 | 364 | 287 | 60 |
| Desocupados..... | 1 | — | — | — | — | — | — | — | — | — | — | — | — | — |
| 66.—Industrias de edificación y construcción..... | 90.452 | 29.338 | 7.512 | 17.061 | 14.991 | 17.571 | 3.979 | 69.783 | 29.383 | 5.681 | 11.574 | 9.393 | 10.272 | 3.480 |
| ACTIVA: | | | | | | | | | | | | | | |
| Patrones..... | 5.196 | 3 | 117 | 931 | 1.353 | 2.232 | 560 | 142 | 1 | 22 | 41 | 37 | 36 | 6 |
| Empleados..... | 2.371 | 7 | 81 | 612 | 655 | 869 | 147 | 100 | 4 | 13 | 55 | 16 | 11 | 1 |
| Obreros..... | 49.966 | 311 | 4.939 | 14.868 | 12.753 | 14.196 | 2.899 | 356 | 20 | 60 | 118 | 69 | 73 | 15 |
| INACTIVA: | | | | | | | | | | | | | | |
| Miembros de familia..... | 32.788 | 29.002 | 2.352 | 622 | 208 | 242 | 362 | 67.184 | 29.263 | 5.149 | 10.601 | 8.969 | 9.848 | 3.354 |
| Servidumbre..... | 91 | 12 | 19 | 19 | 16 | 16 | 9 | 1.985 | 91 | 437 | 755 | 300 | 303 | 99 |
| Desocupados..... | 40 | 3 | 4 | 9 | 6 | 16 | 2 | 16 | 4 | — | 4 | 2 | 1 | 6 |
| 67.—Transportes ferroviarios..... | 51.235 | 19.566 | 3.723 | 9.412 | 8.939 | 8.547 | 1.048 | 47.503 | 19.563 | 4.644 | 8.521 | 6.607 | 5.997 | 2.171 |
| ACTIVA: | | | | | | | | | | | | | | |
| Patrones..... | 273 | — | 31 | 59 | 74 | 86 | 23 | 52 | 9 | 3 | 10 | 9 | 15 | 6 |
| Empleados..... | 7.050 | 3 | 277 | 2.105 | 2.179 | 2.337 | 149 | 317 | 3 | 13 | 133 | 108 | 53 | 7 |
| Obreros..... | 21.474 | 74 | 1.420 | 6.798 | 6.685 | 6.065 | 692 | 404 | 9 | 46 | 86 | 86 | 163 | 14 |
| INACTIVA: | | | | | | | | | | | | | | |
| Miembros de familia..... | 22.350 | 19.472 | 1.976 | 433 | 87 | 107 | 275 | 44.668 | 19.395 | 4.006 | 7.599 | 6.133 | 5.490 | 2.045 |
| Servidumbre..... | 78 | 15 | 19 | 15 | 11 | 10 | 8 | 2.050 | 145 | 576 | 689 | 268 | 273 | 99 |
| Desocupados..... | 10 | 2 | — | 2 | 3 | 2 | 1 | 12 | 2 | — | 4 | 3 | — | — |

| ACTIVIDADES | Hombres | | | | | | | Mujeres | | | | | | |
|---|----------------|-----------------|---------------|---------------|---------------|---------------|---------------|----------------|-----------------|---------------|---------------|---------------|---------------|---------------|
| | TOTAL | GRUPO DE EDADES | | | | | | TOTAL | GRUPO DE EDADES | | | | | |
| | | Hasta 14 años | 15-19 | 20-29 | 30-39 | 40-59 | 60 y más | | Hasta 14 años | 15-19 | 20-29 | 30-39 | 40-59 | 60 y más |
| 68.—Transportes terrestres | 34.742 | 12.602 | 2.580 | 6.442 | 6.610 | 5.427 | 1.081 | 29.096 | 12.499 | 2.328 | 5.147 | 4.067 | 3.632 | 1.423 |
| ACTIVA: | | | | | | | | | | | | | | |
| Patrones | 8.233 | 10 | 301 | 1.975 | 2.671 | 2.755 | 551 | 85 | 6 | 5 | 18 | 19 | 27 | 10 |
| Empleados | 702 | 8 | 70 | 247 | 217 | 151 | 9 | 16 | 1 | 1 | 6 | 3 | 5 | — |
| Obreros | 11.511 | 67 | 1.217 | 3.928 | 3.566 | 2.415 | 318 | 108 | 7 | 15 | 38 | 17 | 24 | 7 |
| INACTIVA: | | | | | | | | | | | | | | |
| Miembros de familia | 14.217 | 12.508 | 986 | 275 | 145 | 103 | 200 | 28.373 | 12.438 | 2.173 | 4.924 | 3.953 | 3.504 | 1.381 |
| Servidumbre | 48 | 9 | 5 | 17 | 11 | 3 | 3 | 508 | 44 | 134 | 161 | 72 | 72 | 25 |
| Desocupados | 1 | — | 1 | — | — | — | — | 6 | 3 | — | — | 3 | — | — |
| 69.—Transportes marítimos y fluviales | 25.781 | 8.666 | 1.807 | 3.880 | 4.191 | 6.231 | 1.006 | 21.103 | 8.587 | 1.998 | 3.250 | 2.869 | 3.421 | 978 |
| ACTIVA: | | | | | | | | | | | | | | |
| Patrones | 499 | 2 | 16 | 57 | 118 | 264 | 42 | 75 | 1 | 9 | 15 | 18 | 28 | 4 |
| Empleados | 2.219 | — | 44 | 565 | 584 | 916 | 110 | 88 | — | 16 | 45 | 13 | 14 | — |
| Obreros | 12.911 | 30 | 741 | 3.050 | 3.405 | 4.964 | 721 | 135 | 9 | 18 | 36 | 31 | 35 | 6 |
| INACTIVA: | | | | | | | | | | | | | | |
| Miembros de familia | 10.008 | 8.628 | 998 | 164 | 45 | 54 | 119 | 20.347 | 8.561 | 1.814 | 3.010 | 2.741 | 3.271 | 960 |
| Servidumbre | 86 | 3 | 3 | 26 | 27 | 20 | 7 | 445 | 16 | 141 | 138 | 63 | 70 | 17 |
| Desocupados | 58 | 3 | 5 | 18 | 12 | 13 | 7 | 13 | — | — | 6 | 3 | 3 | 1 |
| 70.—Transportes aéreos | 1.200 | 207 | 112 | 271 | 264 | 288 | 58 | 737 | 172 | 65 | 188 | 141 | 128 | 43 |
| ACTIVA: | | | | | | | | | | | | | | |
| Patrones | 552 | 1 | 16 | 63 | 82 | 150 | 40 | 118 | — | 5 | 22 | 33 | 48 | 10 |
| Empleados | 289 | — | 23 | 107 | 93 | 62 | 4 | 57 | — | 6 | 29 | 14 | 8 | — |
| Obreros | 318 | 5 | 57 | 87 | 87 | 74 | 8 | 41 | 1 | 5 | 19 | 8 | 7 | 1 |
| INACTIVA: | | | | | | | | | | | | | | |
| Miembros de familia | 233 | 201 | 13 | 11 | 1 | 2 | 5 | 443 | 169 | 39 | 87 | 68 | 50 | 30 |
| Servidumbre | 7 | — | 3 | 3 | — | — | 1 | 78 | 2 | 10 | 31 | 18 | 15 | 2 |
| Desocupados | 1 | — | — | — | 1 | — | — | — | — | — | — | — | — | — |
| 71.—Correos, telégrafos y teléfonos | 8.350 | 3.068 | 940 | 1.544 | 1.357 | 1.252 | 189 | 11.113 | 3.097 | 1.195 | 2.620 | 1.807 | 1.756 | 638 |
| ACTIVA: | | | | | | | | | | | | | | |
| Patrones | 47 | 1 | 7 | 6 | 10 | 19 | 4 | 38 | 4 | 4 | 6 | 11 | 11 | 2 |
| Empleados | 2.910 | 5 | 194 | 906 | 910 | 846 | 50 | 2.261 | 8 | 187 | 962 | 678 | 402 | 24 |
| Obreros | 1.659 | 40 | 321 | 501 | 394 | 345 | 58 | 246 | 3 | 37 | 90 | 67 | 41 | 8 |
| INACTIVA: | | | | | | | | | | | | | | |
| Miembros de familia | 3.709 | 3.014 | 412 | 129 | 40 | 40 | 74 | 7.868 | 3.032 | 778 | 1.332 | 941 | 1.212 | 573 |
| Servidumbre | 24 | 8 | 6 | 2 | 3 | 2 | 3 | 700 | 50 | 189 | 230 | 110 | 90 | 31 |
| Desocupados | 1 | — | — | 1 | — | — | — | — | — | — | — | — | — | — |
| 72.—Comercio al por mayor y al detalle | 195.442 | 69.444 | 19.404 | 28.560 | 27.846 | 39.322 | 10.866 | 233.182 | 70.660 | 26.432 | 46.507 | 35.375 | 40.258 | 13.950 |
| ACTIVA: | | | | | | | | | | | | | | |
| Patrones | 72.305 | 290 | 2.451 | 12.252 | 18.889 | 30.683 | 7.760 | 23.810 | 86 | 715 | 3.805 | 6.823 | 9.888 | 2.493 |
| Empleados | 21.096 | 116 | 2.618 | 7.922 | 5.108 | 4.615 | 717 | 8.972 | 35 | 1.188 | 4.264 | 2.079 | 1.251 | 154 |
| Obreros | 17.947 | 754 | 4.863 | 5.430 | 3.111 | 3.057 | 732 | 3.550 | 87 | 800 | 1.342 | 658 | 577 | 86 |
| INACTIVA: | | | | | | | | | | | | | | |
| Miembros de familia | 85.079 | 68.127 | 9.187 | 2.721 | 618 | 842 | 1.684 | 174.402 | 69.292 | 17.885 | 28.748 | 22.243 | 25.750 | 10.484 |
| Servidumbre | 1.001 | 155 | 281 | 254 | 117 | 121 | 72 | 22.423 | 1.167 | 5.839 | 8.342 | 3.570 | 2.787 | 728 |
| Desocupados | 14 | 1 | 4 | 1 | 3 | 4 | 1 | 25 | 2 | 6 | 6 | 2 | 5 | 5 |
| 73.—Bancos y negocios financieros | 13.255 | 3.731 | 1.459 | 3.626 | 2.387 | 1.775 | 287 | 15.077 | 4.034 | 1.765 | 3.743 | 2.291 | 2.357 | 887 |
| ACTIVA: | | | | | | | | | | | | | | |
| Patrones | 191 | — | 7 | 47 | 50 | 76 | 11 | 107 | 5 | 7 | 34 | 16 | 36 | 9 |
| Empleados | 6.946 | 2 | 615 | 2.910 | 1.886 | 1.400 | 133 | 826 | 3 | 73 | 469 | 180 | 95 | 6 |
| Obreros | 1.447 | 24 | 247 | 469 | 407 | 251 | 49 | 115 | 4 | 16 | 38 | 38 | 14 | 5 |
| INACTIVA: | | | | | | | | | | | | | | |
| Miembros de familia | 4.602 | 3.696 | 574 | 175 | 30 | 36 | 91 | 11.048 | 3.896 | 1.001 | 2.115 | 1.564 | 1.740 | 732 |
| Servidumbre | 78 | 9 | 16 | 24 | 14 | 12 | 3 | 2.953 | 125 | 667 | 1.086 | 486 | 465 | 134 |
| Desocupados | 1 | — | — | 1 | — | — | — | 18 | 1 | 1 | 1 | 7 | 7 | 1 |

| ACTIVIDADES | Hombres | | | | | | | Mujeres | | | | | | |
|---|---------------|-----------------|--------------|--------------|--------------|--------------|------------|---------------|-----------------|--------------|--------------|--------------|---------------|--------------|
| | TOTAL | GRUPO DE EDADES | | | | | | TOTAL | GRUPO DE EDADES | | | | | |
| | | Hasta 14 años | 15-19 | 20-29 | 30-39 | 40-59 | 60 y más | | Hasta 14 años | 15-19 | 20-29 | 30-39 | 40-59 | 60 y más |
| 74.—Seguros | 2.000 | 595 | 204 | 372 | 356 | 393 | 100 | 2.907 | 649 | 316 | 728 | 484 | 534 | 196 |
| ACTIVA: | | | | | | | | | | | | | | |
| Patrones | 87 | — | 3 | 12 | 21 | 42 | 9 | 62 | 7 | 9 | 15 | 11 | 14 | 6 |
| Empleados | 1.002 | — | 66 | 276 | 276 | 312 | 72 | 273 | 2 | 22 | 141 | 63 | 42 | 3 |
| Obreros | 140 | 5 | 31 | 46 | 25 | 26 | 7 | 13 | — | 5 | 3 | 3 | 2 | — |
| INACTIVA: | | | | | | | | | | | | | | |
| Miembros de familia | 752 | 586 | 101 | 33 | 10 | 10 | 12 | 1.980 | 624 | 166 | 358 | 297 | 378 | 157 |
| Servidumbre | 19 | 4 | 3 | 5 | 4 | 3 | — | 679 | 16 | 114 | 211 | 110 | 98 | 30 |
| Desocupados | — | — | — | — | — | — | — | — | — | — | — | — | — | — |
| 75.—Agencias diversas y agencias mixtas..... | 4.516 | 1.405 | 394 | 619 | 753 | 1.067 | 259 | 5.965 | 1.492 | 721 | 1.310 | 963 | 1.070 | 399 |
| ACTIVA: | | | | | | | | | | | | | | |
| Patrones | 1.083 | 4 | 15 | 146 | 297 | 503 | 118 | 313 | 7 | 23 | 87 | 84 | 90 | 22 |
| Empleados | 1.380 | 2 | 48 | 322 | 398 | 529 | 81 | 374 | — | 32 | 193 | 93 | 50 | 6 |
| Obreros | 211 | 8 | 53 | 57 | 42 | 41 | 10 | 58 | — | 10 | 21 | 9 | 16 | 2 |
| INACTIVA: | | | | | | | | | | | | | | |
| Miembros de familia | 1.815 | 1.386 | 273 | 86 | 13 | 9 | 48 | 4.272 | 1.463 | 438 | 679 | 612 | 760 | 330 |
| Servidumbre | 27 | 5 | 5 | 8 | 2 | 5 | 2 | 938 | 32 | 218 | 330 | 165 | 154 | 39 |
| Desocupados | — | — | — | — | — | — | — | — | — | — | — | — | — | — |
| 76.—Hoteles, cafés y restaurantes | 15.737 | 5.477 | 1.923 | 2.917 | 2.209 | 2.642 | 569 | 23.875 | 5.688 | 2.814 | 5.826 | 4.036 | 4.318 | 1.193 |
| ACTIVA: | | | | | | | | | | | | | | |
| Patrones | 2.062 | 2 | 38 | 237 | 480 | 1.071 | 254 | 2.192 | 2 | 37 | 221 | 611 | 1.068 | 253 |
| Empleados | 1.152 | 3 | 55 | 337 | 351 | 352 | 54 | 646 | 2 | 51 | 198 | 149 | 123 | 23 |
| Obreros | 5.453 | 137 | 996 | 1.938 | 1.211 | 1.023 | 149 | 1.638 | 19 | 209 | 708 | 410 | 269 | 23 |
| INACTIVA: | | | | | | | | | | | | | | |
| Miembros de familia | 6.527 | 5.299 | 718 | 249 | 69 | 86 | 106 | 13.660 | 5.526 | 1.474 | 2.395 | 1.633 | 1.876 | 756 |
| Servidumbre | 541 | 36 | 115 | 186 | 98 | 109 | 26 | 5.834 | 139 | 1.042 | 2.305 | 1.231 | 981 | 138 |
| Desocupados | 2 | — | 1 | — | — | 1 | — | 5 | — | 1 | 1 | 2 | 1 | — |
| 77.—Explotación y mantenimiento de inmuebles de arriendo | 892 | 326 | 90 | 124 | 125 | 162 | 65 | 1.310 | 380 | 97 | 211 | 203 | 291 | 128 |
| ACTIVA: | | | | | | | | | | | | | | |
| Patrones | 15 | — | — | 3 | 5 | 1 | 6 | 47 | — | 2 | 5 | 9 | 17 | 14 |
| Empleados | 196 | 1 | 11 | 27 | 52 | 78 | 27 | 140 | — | 3 | 19 | 25 | 64 | 29 |
| Obreros | 304 | 5 | 49 | 84 | 66 | 79 | 23 | 152 | — | 7 | 28 | 35 | 58 | 24 |
| INACTIVA: | | | | | | | | | | | | | | |
| Miembros de familia | 369 | 321 | 27 | 8 | 2 | 4 | 7 | 903 | 378 | 75 | 140 | 118 | 132 | 57 |
| Servidumbre | 5 | 1 | 1 | 1 | — | — | 2 | 62 | 2 | 7 | 17 | 14 | 19 | 3 |
| Desocupados | 3 | — | 2 | 1 | — | — | — | 6 | — | — | 2 | 2 | 1 | 1 |
| 78.—Empresas de asco..... | 13.960 | 10.211 | 1.347 | 824 | 620 | 642 | 316 | 38.548 | 10.310 | 2.361 | 4.757 | 6.537 | 10.826 | 3.757 |
| ACTIVA: | | | | | | | | | | | | | | |
| Patrones | 1.157 | 150 | 248 | 193 | 231 | 271 | 64 | 18.839 | 28 | 375 | 2.407 | 4.799 | 8.551 | 2.679 |
| Empleados | 120 | 2 | 20 | 35 | 33 | 25 | 5 | 583 | 10 | 84 | 199 | 123 | 127 | 40 |
| Obreros | 1.212 | 31 | 257 | 410 | 272 | 213 | 29 | 3.223 | 21 | 218 | 628 | 885 | 1.215 | 256 |
| INACTIVA: | | | | | | | | | | | | | | |
| Miembros de familia | 11.441 | 10.018 | 814 | 181 | 82 | 132 | 214 | 15.314 | 10.072 | 1.643 | 1.408 | 662 | 783 | 716 |
| Servidumbre | 24 | 7 | 8 | 3 | 2 | 1 | 3 | 585 | 179 | 41 | 115 | 67 | 150 | 33 |
| Desocupados | 6 | 3 | — | 2 | — | — | 1 | 4 | — | — | — | — | — | 3 |
| 79.—Asco personal..... | 7.322 | 2.630 | 571 | 915 | 1.194 | 1.696 | 316 | 8.596 | 2.745 | 933 | 1.909 | 1.413 | 1.211 | 385 |
| ACTIVA: | | | | | | | | | | | | | | |
| Patrones | 2.554 | 17 | 84 | 407 | 691 | 1.149 | 206 | 758 | 2 | 47 | 332 | 254 | 109 | 14 |
| Empleados | 130 | 3 | 24 | 32 | 33 | 32 | 6 | 158 | 1 | 25 | 61 | 45 | 25 | 1 |
| Obreros | 1.687 | 30 | 154 | 401 | 456 | 488 | 58 | 960 | 7 | 171 | 538 | 205 | 56 | 3 |
| INACTIVA: | | | | | | | | | | | | | | |
| Miembros de familia | 3.022 | 2.567 | 305 | 72 | 13 | 22 | 43 | 6.425 | 2.717 | 628 | 879 | 852 | 987 | 362 |
| Servidumbre | 21 | 13 | 4 | 2 | 1 | 1 | — | 271 | 18 | 61 | 96 | 57 | 34 | 5 |
| Desocupados | 8 | — | — | 1 | — | 4 | 3 | 4 | — | 1 | 3 | — | — | — |

| ACTIVIDADES | Hombres | | | | | | | Mujeres | | | | | | |
|--|---------------|-----------------|--------------|---------------|--------------|--------------|------------|---------------|-----------------|--------------|--------------|--------------|--------------|--------------|
| | TOTAL | GRUPO DE EDADES | | | | | | TOTAL | GRUPO DE EDADES | | | | | |
| | | Hasta 14 años | 15-19 | 20-29 | 30-39 | 40-59 | 60 y más | | Hasta 14 años | 15-19 | 20-29 | 30-39 | 40-59 | 60 y más |
| 86.—Otros servicios sanitarios | 10.322 | 4.205 | 661 | 1.329 | 1.491 | 2.002 | 634 | 9.334 | 4.065 | 735 | 1.554 | 1.292 | 1.420 | 468 |
| ACTIVA: | | | | | | | | | | | | | | |
| Patrones | 57 | 1 | 3 | 11 | 13 | 23 | 6 | 18 | — | 1 | 3 | 3 | 9 | 2 |
| Empleados | 183 | — | 7 | 23 | 45 | 90 | 17 | 76 | 1 | 2 | 30 | 22 | 20 | 1 |
| Obreros | 5.381 | 24 | 296 | 1.227 | 1.407 | 1.863 | 564 | 100 | 3 | 7 | 29 | 51 | 24 | 6 |
| INACTIVA: | | | | | | | | | | | | | | |
| Miembros de familia | 4.656 | 4.173 | 324 | 66 | 25 | 23 | 46 | 9.020 | 4.050 | 704 | 1.247 | 1.218 | 1.347 | 454 |
| Servidumbre | 43 | 6 | 31 | 3 | — | 2 | 1 | 119 | 10 | 21 | 45 | 18 | 20 | 5 |
| Desocupados | 2 | 1 | — | — | — | 1 | — | 1 | 1 | — | — | — | — | — |
| 87.—Instrucción, religión, artes, ciencias, educación y enseñanza | 19.020 | 7.170 | 1.683 | 3.066 | 3.146 | 3.185 | 770 | 38.973 | 7.721 | 3.713 | 9.062 | 7.923 | 8.145 | 2.409 |
| ACTIVA: | | | | | | | | | | | | | | |
| Patrones | 143 | 1 | 4 | 30 | 28 | 53 | 27 | 321 | — | 16 | 82 | 106 | 91 | 27 |
| Empleados | 7.514 | 6 | 107 | 1.879 | 2.587 | 2.555 | 370 | 15.146 | 9 | 280 | 4.634 | 5.000 | 4.767 | 456 |
| Obreros | 1.942 | 49 | 277 | 639 | 416 | 430 | 131 | 606 | 2 | 47 | 124 | 135 | 155 | 43 |
| INACTIVA: | | | | | | | | | | | | | | |
| Miembros de familia | 9.084 | 7.069 | 1.235 | 417 | 59 | 96 | 218 | 18.102 | 7.369 | 2.075 | 2.550 | 1.930 | 2.493 | 1.685 |
| Servidumbre | 308 | 35 | 59 | 100 | 66 | 38 | 21 | 4.853 | 323 | 1.289 | 1.663 | 749 | 633 | 196 |
| Desocupados | 29 | 20 | 1 | 1 | 1 | 3 | 3 | 45 | 18 | 6 | 9 | 4 | 6 | 2 |
| 88.—Artes, ciencias y servicios de información pública | 4.532 | 1.238 | 350 | 820 | 852 | 1.052 | 220 | 5.016 | 1.285 | 573 | 1.088 | 865 | 913 | 292 |
| ACTIVA: | | | | | | | | | | | | | | |
| Patrones | 856 | — | 13 | 162 | 207 | 383 | 91 | 165 | — | 2 | 48 | 55 | 52 | 8 |
| Empleados | 1.809 | 2 | 70 | 479 | 574 | 586 | 98 | 198 | 1 | 14 | 80 | 46 | 52 | 5 |
| Obreros | 250 | 4 | 47 | 76 | 53 | 63 | 7 | 25 | — | 2 | 7 | 7 | 7 | 2 |
| INACTIVA: | | | | | | | | | | | | | | |
| Miembros de familia | 1.587 | 1.230 | 214 | 96 | 12 | 15 | 20 | 3.729 | 1.247 | 384 | 635 | 584 | 639 | 240 |
| Servidumbre | 27 | 2 | 6 | 6 | 6 | 3 | 4 | 896 | 37 | 171 | 318 | 172 | 162 | 36 |
| Desocupados | 3 | — | — | 1 | — | 2 | — | 3 | — | — | — | 1 | 1 | 1 |
| 89.—Religión | 2.840 | 502 | 295 | 395 | 477 | 707 | 464 | 3.712 | 407 | 287 | 614 | 612 | 1.043 | 749 |
| ACTIVA: | | | | | | | | | | | | | | |
| Patrones | 78 | — | 1 | 7 | 11 | 41 | 18 | 40 | — | 2 | 8 | 10 | 15 | 7 |
| Empleados | 1.355 | 1 | 36 | 170 | 340 | 482 | 326 | 1.103 | 1 | 19 | 201 | 218 | 384 | 280 |
| Obreros | 652 | 40 | 146 | 164 | 89 | 141 | 72 | 127 | 3 | 19 | 23 | 26 | 37 | 19 |
| INACTIVA: | | | | | | | | | | | | | | |
| Miembros de familia | 631 | 451 | 72 | 29 | 19 | 24 | 36 | 1.829 | 376 | 133 | 242 | 252 | 450 | 366 |
| Servidumbre | 121 | 10 | 40 | 25 | 16 | 18 | 12 | 609 | 27 | 114 | 139 | 95 | 158 | 76 |
| Desocupados | 3 | — | — | — | 2 | 1 | — | 4 | — | — | 1 | 1 | 1 | 1 |
| 90.—Defensa Nacional | 46.021 | 10.709 | 3.486 | 19.285 | 8.160 | 3.976 | 405 | 28.219 | 11.436 | 2.428 | 6.390 | 4.247 | 1.684 | 1.044 |
| ACTIVA: | | | | | | | | | | | | | | |
| Patrones | 176 | 1 | 10 | 46 | 50 | 43 | 26 | 124 | 3 | 3 | 27 | 27 | 39 | 25 |
| Empleados | 4.542 | 4 | 71 | 1.615 | 1.714 | 1.079 | 59 | 86 | — | 1 | 40 | 32 | 12 | 1 |
| Obreros | 28.917 | 45 | 2.151 | 17.396 | 6.330 | 2.799 | 196 | 103 | 3 | 12 | 31 | 27 | 24 | 6 |
| INACTIVA: | | | | | | | | | | | | | | |
| Miembros de familia | 12.283 | 10.654 | 1.233 | 202 | 44 | 35 | 115 | 26.156 | 11.348 | 1.983 | 5.617 | 3.893 | 2.368 | 947 |
| Servidumbre | 88 | 3 | 19 | 22 | 18 | 19 | 7 | 1.745 | 82 | 428 | 662 | 268 | 240 | 65 |
| Desocupados | 15 | 2 | 2 | 4 | 4 | 1 | 2 | 6 | — | 1 | 3 | — | 1 | — |
| 91.—Instituciones de socorros a los cesantes | 567 | 327 | 69 | 64 | 41 | 54 | 12 | 1.920 | 784 | 205 | 350 | 244 | 246 | 91 |
| ACTIVA: | | | | | | | | | | | | | | |
| Patrones | 10 | 1 | 1 | 1 | 2 | 2 | 3 | 18 | — | 2 | 4 | 2 | 7 | 3 |
| Empleados | 51 | 1 | 3 | 14 | 14 | 15 | 4 | 58 | — | 2 | 25 | 22 | 8 | — |
| Obreros | 64 | 2 | 10 | 25 | 15 | 10 | 2 | 23 | 1 | 4 | 13 | 1 | 4 | — |
| INACTIVA: | | | | | | | | | | | | | | |
| Miembros de familia | 413 | 322 | 52 | 19 | 6 | 13 | 1 | 1.696 | 776 | 178 | 254 | 199 | 305 | 84 |
| Servidumbre | 6 | — | 1 | 1 | — | 2 | 2 | 117 | 7 | 18 | 51 | 18 | 20 | 3 |
| Desocupados | 23 | 1 | 2 | 4 | 4 | 12 | — | 8 | — | 1 | 2 | 2 | 2 | 1 |

| ACTIVIDADES | Hombres | | | | | | | Mujeres | | | | | | |
|---|----------------|-----------------|---------------|---------------|---------------|---------------|--------------|----------------|-----------------|---------------|---------------|---------------|---------------|---------------|
| | TOTAL | GRUPO DE EDADES | | | | | | TOTAL | GRUPO DE EDADES | | | | | |
| | | Hasta 14 años | 15-19 | 20-29 | 30-39 | 40-59 | 60 y más | | Hasta 14 años | 15-19 | 20-29 | 30-39 | 40-59 | 60 y más |
| 92.—Servicios públicos | 71.029 | 24.881 | 4.123 | 13.888 | 14.762 | 11.817 | 1.558 | 74.084 | 25.559 | 7.610 | 16.494 | 11.569 | 9.410 | 3.442 |
| ACTIVA: | | | | | | | | | | | | | | |
| Patrones | 423 | 2 | 9 | 71 | 116 | 154 | 71 | 259 | 1 | 16 | 38 | 50 | 107 | 47 |
| Empleados | 20.640 | 15 | 523 | 6.249 | 6.769 | 6.262 | 822 | 4.202 | 3 | 225 | 2.187 | 1.243 | 513 | 31 |
| Obreros | 20.698 | 67 | 631 | 6.773 | 7.702 | 5.197 | 328 | 369 | 8 | 44 | 162 | 79 | 71 | 15 |
| INACTIVA: | | | | | | | | | | | | | | |
| Miembros de familia | 28.991 | 24.734 | 2.898 | 727 | 134 | 179 | 319 | 61.245 | 26.086 | 5.276 | 11.153 | 9.009 | 7.697 | 3.024 |
| Servidumbre | 260 | 62 | 56 | 66 | 37 | 22 | 18 | 8.001 | 459 | 2.048 | 2.960 | 1.188 | 1.021 | 325 |
| Desocupados | 17 | 1 | 6 | 3 | 4 | 3 | — | 8 | 2 | 1 | 4 | — | 1 | — |
| 93.—Servicios y organizaciones particulares de interés general | 5.851 | 2.001 | 424 | 885 | 1.018 | 1.183 | 340 | 8.148 | 1.880 | 957 | 2.020 | 1.350 | 1.418 | 523 |
| ACTIVA: | | | | | | | | | | | | | | |
| Patrones | 1.155 | 1 | — | 175 | 370 | 452 | 157 | 173 | — | 12 | 41 | 41 | 56 | 23 |
| Empleados | 1.587 | 1 | 34 | 362 | 478 | 599 | 113 | 402 | — | 44 | 218 | 97 | 31 | 12 |
| Obreros | 524 | 7 | 53 | 190 | 138 | 103 | 33 | 84 | — | 13 | 30 | 20 | 17 | 4 |
| INACTIVA: | | | | | | | | | | | | | | |
| Miembros de familia | 2.486 | 1.980 | 314 | 132 | 14 | 15 | 31 | 5.204 | 1.827 | 508 | 922 | 728 | 866 | 353 |
| Servidumbre | 79 | 10 | 23 | 20 | 11 | 11 | 4 | 2.261 | 51 | 377 | 804 | 460 | 443 | 126 |
| Desocupados | 20 | 2 | — | 6 | 7 | 3 | 2 | 24 | 2 | 3 | 5 | 4 | 5 | 5 |
| 94.—Actividades mal designadas.. | 186.635 | 84.620 | 20.073 | 29.057 | 20.698 | 23.237 | 8.950 | 258.567 | 82.818 | 25.860 | 48.009 | 35.305 | 43.721 | 22.854 |
| ACTIVA: | | | | | | | | | | | | | | |
| Patrones | 9.550 | 144 | 437 | 2.183 | 2.380 | 2.528 | 1.878 | 31.370 | 143 | 637 | 4.900 | 6.293 | 11.363 | 8.034 |
| Empleados | 7.244 | 26 | 724 | 2.706 | 1.855 | 1.633 | 290 | 2.850 | 9 | 378 | 1.492 | 602 | 308 | 71 |
| Obreros | 23.366 | 492 | 4.457 | 7.162 | 4.698 | 5.044 | 1.513 | 3.497 | 85 | 688 | 1.323 | 720 | 862 | 119 |
| INACTIVA: | | | | | | | | | | | | | | |
| Miembros de familia | 145.868 | 83.875 | 14.329 | 16.859 | 11.661 | 13.957 | 5.187 | 210.448 | 82.002 | 21.938 | 36.553 | 26.031 | 29.999 | 13.925 |
| Servidumbre | 477 | 68 | 106 | 121 | 73 | 54 | 55 | 10.298 | 567 | 2.207 | 3.715 | 1.642 | 1.470 | 697 |
| Desocupados | 130 | 15 | 20 | 26 | 21 | 21 | 27 | 94 | 12 | 12 | 26 | 17 | 19 | 8 |
| 95.—Rentistas | 31.392 | 10.545 | 2.658 | 1.641 | 1.130 | 7.565 | 7.853 | 57.228 | 11.976 | 6.093 | 9.248 | 6.713 | 14.401 | 8.797 |
| ACTIVA: | | | | | | | | | | | | | | |
| Patrones | 15.476 | 14 | 30 | 308 | 685 | 6.992 | 7.447 | 10.480 | 11 | 75 | 559 | 1.133 | 4.624 | 4.078 |
| Empleados | 227 | 1 | 6 | 54 | 56 | 83 | 27 | 119 | 1 | 5 | 21 | 19 | 52 | 21 |
| Obreros | 794 | 46 | 112 | 171 | 136 | 211 | 118 | 105 | 2 | 9 | 27 | 18 | 35 | 14 |
| INACTIVA: | | | | | | | | | | | | | | |
| Miembros de familia | 14.493 | 10.431 | 2.433 | 1.004 | 190 | 199 | 236 | 38.028 | 11.593 | 4.531 | 5.963 | 4.032 | 7.967 | 3.942 |
| Servidumbre | 358 | 50 | 73 | 86 | 55 | 70 | 24 | 8.476 | 366 | 1.468 | 2.671 | 1.510 | 1.720 | 741 |
| Desocupados | 44 | 3 | 4 | 18 | 8 | 10 | 1 | 20 | 3 | 5 | 7 | 1 | 3 | 1 |
| 96.—Recluidos | 12.530 | 2.348 | 1.340 | 3.301 | 2.185 | 1.931 | 1.422 | 8.427 | 2.926 | 1.334 | 1.120 | 694 | 884 | 1.469 |
| ACTIVA: | | | | | | | | | | | | | | |
| Patrones | 171 | — | — | 10 | 19 | 57 | 85 | 9 | — | 2 | 1 | — | 4 | 2 |
| Empleados | 289 | 6 | 24 | 214 | 17 | 20 | 8 | 937 | 47 | 125 | 194 | 155 | 196 | 220 |
| Obreros | 283 | 1 | 16 | 57 | 48 | 36 | 125 | 133 | 3 | 11 | 48 | 34 | 29 | 8 |
| INACTIVA: | | | | | | | | | | | | | | |
| Miembros de familia | 2.045 | 1.638 | 260 | 54 | 10 | 31 | 52 | 2.579 | 1.728 | 346 | 158 | 105 | 109 | 133 |
| Servidumbre | 21 | 1 | 1 | 6 | 5 | 6 | 2 | 262 | 14 | 67 | 54 | 46 | 40 | 41 |
| Desocupados | 9.721 | 702 | 1.039 | 2.960 | 2.089 | 1.781 | 1.150 | 4.507 | 1.134 | 783 | 665 | 354 | 506 | 1.065 |
| 97.—Personas hospedadas en hospitales | 9.270 | 1.727 | 925 | 2.261 | 1.571 | 1.978 | 808 | 10.958 | 1.901 | 1.209 | 3.106 | 1.946 | 2.095 | 701 |
| ACTIVA: | | | | | | | | | | | | | | |
| Patrones | 20 | — | 2 | 7 | 4 | 3 | 4 | 48 | 3 | 1 | 17 | 8 | 14 | 5 |
| Empleados | 32 | — | 3 | 10 | 9 | 10 | — | 197 | 128 | 20 | 32 | 6 | 7 | 4 |
| Obreros | 101 | 1 | 14 | 39 | 21 | 23 | 3 | 16 | 1 | 2 | 6 | 4 | 2 | 1 |
| INACTIVA: | | | | | | | | | | | | | | |
| Miembros de familia | 429 | 341 | 34 | 29 | 9 | 12 | 4 | 987 | 510 | 131 | 163 | 83 | 79 | 21 |
| Servidumbre | 28 | 2 | 3 | 7 | 7 | 8 | 1 | 97 | 3 | 21 | 42 | 12 | 15 | 4 |
| Desocupados | 8.660 | 1.385 | 869 | 2.169 | 1.521 | 1.922 | 796 | 9.613 | 1.256 | 1.034 | 2.846 | 1.833 | 1.978 | 666 |

| ACTIVIDADES | Hombres | | | | | | | Mujeres | | | | | | |
|--|-----------|-----------------|---------|---------|---------|---------|----------|-----------|-----------------|---------|---------|---------|---------|----------|
| | TOTAL | GRUPO DE EDADES | | | | | | TOTAL | GRUPO DE EDADES | | | | | |
| | | Hasta 14 años | 15-19 | 20-29 | 30-39 | 40-59 | 60 y más | | Hasta 14 años | 15-19 | 20-29 | 30-39 | 40-59 | 60 y más |
| 98.—Estudiantes seminarios e internos en establecimientos educacionales... | 12.708 | 6.227 | 5.398 | 948 | 52 | 65 | 18 | 11.226 | 7.368 | 3.087 | 582 | 67 | 78 | 44 |
| ACTIVA: | | | | | | | | | | | | | | |
| Patrones | 18 | 1 | — | 3 | 1 | 10 | 3 | 53 | 1 | 1 | 5 | 5 | 14 | 7 |
| Empleados | 41 | — | 4 | 12 | 9 | 13 | 3 | 14 | — | — | 4 | 2 | 6 | 2 |
| Obreros | 66 | 15 | 11 | 16 | 8 | 13 | 2 | 18 | 1 | 4 | 6 | 3 | 4 | — |
| INACTIVA: | | | | | | | | | | | | | | |
| Miembros de familia | 12.261 | 6.114 | 5.215 | 884 | 52 | 14 | 2 | 10.641 | 7.087 | 2.948 | 523 | 35 | 26 | 22 |
| Servidumbre | 5 | — | 2 | 1 | — | 1 | 1 | 67 | 3 | 13 | 22 | 14 | 12 | 5 |
| Desocupados | 318 | 97 | 166 | 32 | 2 | 14 | 7 | 453 | 276 | 121 | 22 | 8 | 16 | 10 |
| 99.—Desocupados..... | 36.947 | 7.934 | 4.243 | 8.337 | 5.735 | 7.952 | 2.746 | 26.504 | 7.889 | 2.665 | 5.883 | 4.163 | 4.373 | 1.531 |
| ACTIVA: | | | | | | | | | | | | | | |
| Patrones | 69 | 3 | 9 | 18 | 10 | 19 | 10 | 139 | 2 | 8 | 47 | 28 | 33 | 21 |
| Empleados | 48 | — | 3 | 12 | 15 | 11 | 7 | 227 | — | 4 | 102 | 66 | 43 | 13 |
| Obreros | 452 | 8 | 61 | 123 | 98 | 134 | 28 | 73 | 2 | 16 | 26 | 10 | 12 | 7 |
| INACTIVA: | | | | | | | | | | | | | | |
| Miembros de familia | 9.039 | 7.704 | 768 | 197 | 80 | 166 | 124 | 18.297 | 7.776 | 1.474 | 27102 | 2.419 | 2.795 | 1.131 |
| Servidumbre | 121 | 13 | 66 | 19 | 6 | 11 | 6 | 601 | 28 | 125 | 897 | 122 | 100 | 29 |
| Desocupados | 27.218 | 206 | 3.336 | 7.968 | 5.626 | 7.611 | 2.571 | 7.167 | 81 | 1.038 | 209 | 1.519 | 1.390 | 330 |
| Total general..... | 2.489.926 | 942.426 | 256.321 | 423.266 | 333.836 | 400.390 | 134.687 | 2.533.613 | 923.731 | 256.482 | 460.565 | 340.561 | 392.680 | 189.394 |
| ACTIVA: | | | | | | | | | | | | | | |
| Patrones | 314.088 | 1.127 | 9.298 | 50.191 | 73.122 | 127.180 | 53.170 | 154.385 | 737 | 6.105 | 27.101 | 35.284 | 58.621 | 26.537 |
| Empleados..... | 172.493 | 1.895 | 19.401 | 56.572 | 44.013 | 43.385 | 7.227 | 56.655 | 479 | 4.999 | 22.772 | 14.978 | 11.430 | 1.997 |
| Obreros..... | 839.368 | 18.211 | 126.279 | 261.965 | 186.726 | 195.418 | 50.759 | 84.021 | 2.177 | 15.360 | 29.810 | 17.652 | 15.727 | 3.295 |
| INACTIVA: | | | | | | | | | | | | | | |
| Miembros de familia..... | 1.109.357 | 917.353 | 94.010 | 39.331 | 18.630 | 21.673 | 18.360 | 2.075.819 | 909.780 | 195.401 | 325.463 | 245.086 | 281.399 | 118.691 |
| Servidumbre..... | 8.141 | 1.373 | 1.853 | 1.940 | 1.112 | 1.278 | 583 | 140.429 | 7.746 | 31.574 | 48.906 | 23.747 | 21.704 | 6.752 |
| Desocupados..... | 46.489 | 2.467 | 5.478 | 13.267 | 9.233 | 11.456 | 4.588 | 22.304 | 2.812 | 3.043 | 6.513 | 3.815 | 3.999 | 2.122 |

ACTIVIDADES POR SEXO, SITUACION Y COMUNAS

| PROVINCIA DE TARAPACA | Totales | Agricultura, selvi- cultura y pesca | Industrias extractivas | Industrias manufactureras | Edificación y construcción | Transportes y comunicaciones | Comercio | Hotelería y servicios personales | Servicios públicos y otros de interés general | Rentistas | Varios |
|--------------------------|---------------|-------------------------------------|------------------------|---------------------------|----------------------------|------------------------------|--------------|----------------------------------|---|------------|------------|
| Patrones H | 971 | 228 | 3 | 164 | 14 | 67 | 354 | 32 | 44 | 63 | 2 |
| M | 588 | 17 | | 169 | 1 | 1 | 141 | 142 | 87 | 27 | 3 |
| Empleados H | 776 | 53 | 11 | 35 | 6 | 256 | 113 | 10 | 288 | 1 | 3 |
| M | 17 | 1 | | 3 | | 24 | 22 | 3 | 119 | | |
| Obreros H | 3.491 | 594 | 44 | 472 | 239 | 901 | 45 | 68 | 1.111 | 2 | 15 |
| M | 78 | 15 | 2 | 23 | 3 | 7 | | 12 | 15 | | 1 |
| Familiares H | 3.394 | 318 | 31 | 540 | 138 | 832 | 400 | 166 | 882 | 49 | 38 |
| M | 6.547 | 600 | 53 | 997 | 275 | 1.658 | 747 | 278 | 1.720 | 134 | 85 |
| Servidumbre H | 34 | 5 | 1 | 1 | | 2 | 7 | 10 | 8 | | |
| M | 330 | 30 | | 7 | 3 | 38 | 59 | 104 | 83 | 6 | |
| Desocupados H | 190 | | | | | | | | 1 | | 189 |
| M | 56 | 2 | | | | | 1 | | 2 | | 51 |
| Total Arica | 16.527 | 1.863 | 145 | 2.411 | 679 | 3.786 | 1.839 | 825 | 4.560 | 282 | 387 |
| Patrones H | 105 | 69 | 20 | | | | 15 | | 1 | | |
| M | 22 | 18 | | 1 | | | 2 | | 1 | | |
| Empleados H | 34 | 2 | 21 | | | 6 | 1 | | 5 | | |
| M | 1 | | | | | | | | 1 | | |
| Obreros H | 361 | 56 | 233 | 4 | 2 | 54 | 3 | | 9 | | |
| M | 38 | 36 | 1 | | | | | | 1 | | |
| Familiares H | 286 | 104 | 105 | 8 | 3 | 25 | 11 | | 30 | | |
| M | 605 | 181 | 180 | 10 | 8 | 44 | 39 | | 39 | 3 | 1 |
| Servidumbre H | 3 | | | | | 1 | | | 2 | | |
| M | 9 | | 2 | | | 3 | | | 1 | | |
| Desocupados H | 9 | | | | | | | | 1 | | 8 |
| M | | | | | | | | | | | |
| Total Gral. Lagos | 1.373 | 466 | 562 | 23 | 13 | 132 | 71 | 6 | 88 | 3 | 9 |
| Patrones H | 144 | 109 | | 17 | 1 | | 10 | | | 6 | |
| M | 127 | 68 | | 48 | | | 1 | | 3 | 5 | 2 |
| Empleados H | 16 | 7 | 2 | | | | | | 7 | | |
| M | 6 | 6 | | | | | | | 1 | | |
| Obreros H | 249 | 119 | 110 | 7 | 1 | 1 | | | 11 | | |
| M | 61 | 57 | | 3 | | | | | 1 | | |
| Familiares H | 693 | 255 | 22 | 41 | 3 | | 6 | | 48 | 9 | 2 |
| M | 540 | 342 | 41 | 51 | 3 | | 11 | | 79 | 69 | 3 |
| Servidumbre H | 10 | 6 | | | | | 1 | | 2 | | |
| M | 22 | 9 | 2 | 1 | | | | | 1 | 2 | |
| Desocupados H | 3 | | | | | | | | | | 3 |
| M | 1 | | | | | | | | | | 1 |
| Total Putre | 1.572 | 977 | 178 | 168 | 8 | 1 | 29 | 28 | 144 | 30 | 9 |
| Patrones H | 162 | 168 | | | | | 4 | | | | |
| M | 65 | 60 | | 5 | | | | | 7 | | |
| Empleados H | 17 | 10 | | | | | | | 2 | | |
| M | 101 | 99 | | | | | | | 3 | | |
| Obreros H | 171 | 166 | | 1 | 1 | | | | 3 | | |
| M | 104 | 102 | | 1 | | | | | 1 | | |
| Familiares H | 296 | 270 | | 1 | 1 | | | | 25 | | |
| M | 339 | 306 | | 3 | 3 | | 3 | | 24 | | |
| Servidumbre H | 6 | 6 | | | | | | | 1 | | |
| M | 16 | 15 | | | | | | | | | 2 |
| Desocupados H | 2 | | | | | | | | | | |
| M | | | | | | | | | | | |
| Total Belfu | 1.278 | 1.191 | | 10 | 5 | | 7 | | 63 | | 2 |
| Patrones H | 109 | 100 | | 2 | | | 6 | | 1 | | |
| M | 59 | 43 | | 13 | | | | | 1 | | |
| Empleados H | 21 | 16 | 1 | | | | | | 5 | | |
| M | 10 | 9 | | | | | | | | | |
| Obreros H | 156 | 131 | | 6 | 3 | | | | 15 | | |
| M | 31 | 29 | | 2 | | 1 | | | | | |
| Familiares H | 256 | 208 | | 2 | 3 | | 14 | | 3 | | |
| M | 304 | 261 | | 6 | | | 11 | | 36 | | |
| Servidumbre H | 15 | 12 | | 1 | | | | | 1 | | |
| M | 27 | 25 | | | | | 1 | | 1 | | |
| Desocupados H | | | | | | | | | | | |
| M | | | | | | | | | | | |
| Total Codpa | 986 | 823 | 1 | 36 | 6 | 1 | 32 | 5 | 82 | | |
| Patrones H | 270 | 212 | 1 | 11 | | 4 | 32 | 2 | 8 | | |
| M | 80 | 35 | | 3 | | 1 | 7 | 14 | 20 | | |
| Empleados H | 103 | 55 | | 3 | 1 | 11 | | | 31 | 1 | 1 |
| M | 22 | 12 | | | | 2 | | | 8 | | |
| Obreros H | 330 | 152 | 38 | 9 | 82 | 20 | 2 | 2 | 25 | | |
| M | 6 | 5 | | | | | 1 | | | | |
| Familiares H | 533 | 351 | 9 | 17 | 3 | 11 | 27 | 10 | 97 | | 8 |
| M | 810 | 545 | 10 | 26 | 6 | 35 | 37 | 12 | 126 | 1 | 12 |
| Servidumbre H | 10 | | | | | | | | | | |
| M | 12 | 3 | | | 2 | 2 | 1 | | 2 | | 1 |
| Desocupados H | 23 | | | | | | | | | | 23 |
| M | | | | | | | | | | | |
| Total Pisagua | 2.199 | 1.380 | 58 | 69 | 94 | 86 | 107 | 41 | 317 | 2 | 45 |
| Patrones H | 187 | 146 | 2 | 7 | | | 26 | 2 | 1 | 1 | |
| M | 100 | 66 | 2 | 9 | | | 10 | 6 | 5 | | |

| PROVINCIA DE TARAPACA | Totales | Agricultura, selvi- cultura y pesca | Industrias extracti- vas | Industrias manufac- tureras | Edificación y construc- ción | Transpor- tes y co- municaciones | Comer- cio | Hotelería y servicios persona- les | Servicios públicos y otros de interés general | Rentistas | Varios |
|-----------------------------|----------------|-------------------------------------|--------------------------|-----------------------------|------------------------------|----------------------------------|--------------|------------------------------------|---|------------|--------------|
| Empleados H... | 110 | 45 | 54 | 1 | | 3 | 8 | | 1 | | |
| M... | 47 | 35 | 3 | | | 1 | 1 | | 6 | | |
| Obreros H... | 591 | 38 | 520 | 9 | | 7 | 4 | | 13 | | |
| M... | 11 | 5 | 5 | 1 | | | | | | | |
| Familiares H... | 583 | 238 | 218 | 7 | | 8 | 19 | 5 | 82 | 4 | 2 |
| M... | 1.097 | 460 | 492 | 19 | | 8 | 28 | 7 | 76 | 3 | 4 |
| Servidumbre H... | 1 | | 1 | | | | | | | | |
| M... | 15 | 7 | 4 | | | | 2 | 2 | | | 14 |
| Desocupados H... | 14 | | | | | | | | | | 2 |
| M... | 2 | | | | | | | | | | |
| Total Negreiros | 2.758 | 1.039 | 1.301 | 53 | | 29 | 98 | 22 | 184 | 10 | 22 |
| Patrones H... | 2.255 | 137 | 61 | 447 | 23 | 216 | 949 | 107 | 166 | 147 | 2 |
| M... | 1.624 | 2 | 3 | 487 | | 12 | 227 | 382 | 434 | 74 | 3 |
| Empleados H... | 1.884 | 16 | 272 | 134 | 19 | 267 | 442 | 34 | 697 | | 3 |
| M... | 600 | 2 | 15 | 65 | | 37 | 124 | 23 | 332 | | 2 |
| Obreros H... | 5.716 | 220 | 789 | 1.077 | 361 | 1.111 | 315 | 164 | 1.664 | 2 | 13 |
| M... | 541 | 6 | 2 | 281 | 1 | 14 | 36 | 117 | 78 | | 6 |
| Familiares H... | 8.088 | 183 | 748 | 1.181 | 247 | 988 | 965 | 423 | 2.666 | 109 | 578 |
| M... | 15.725 | 385 | 1.587 | 2.486 | 437 | 2.098 | 2.205 | 746 | 4.636 | 230 | 915 |
| Servidumbre H... | 28 | | 2 | 1 | | 1 | 6 | 9 | 6 | 1 | 2 |
| M... | 736 | 6 | 62 | 32 | 7 | 27 | 106 | 334 | 137 | 16 | 9 |
| Desocupados H... | 1.521 | | | 4 | 2 | 4 | | 1 | 9 | 3 | 1.498 |
| M... | 564 | | | 1 | | 1 | | | 5 | | 557 |
| Total Iquique | 39.282 | 957 | 3.541 | 6.196 | 1.097 | 4.776 | 5.375 | 2.340 | 10.830 | 582 | 3.588 |
| Patrones H... | 627 | 307 | 126 | 48 | 1 | 12 | 106 | 8 | 10 | 9 | |
| M... | 309 | 100 | 1 | 61 | | 1 | 64 | 33 | 47 | 2 | |
| Empleados H... | 265 | 52 | 128 | 7 | 4 | 3 | 17 | | 63 | | 1 |
| M... | 66 | 6 | 3 | 7 | 1 | 2 | 4 | | 36 | | |
| Obreros H... | 2.639 | 154 | 2.237 | 66 | 57 | 26 | 26 | 16 | 57 | | |
| M... | 79 | 8 | 22 | 22 | | 2 | 2 | 23 | 2 | | |
| Familiares H... | 2.526 | 541 | 1.330 | 118 | 34 | 31 | 106 | 48 | 296 | 7 | 17 |
| M... | 4.528 | 797 | 2.803 | 180 | 72 | 38 | 175 | 69 | 358 | 9 | 37 |
| Servidumbre H... | 10 | 2 | 1 | 1 | 1 | 1 | 1 | 3 | | | 1 |
| M... | 102 | 29 | 26 | 2 | 2 | 1 | 6 | 22 | 13 | | 1 |
| Desocupados H... | 110 | | | | | | | | | | 110 |
| M... | 6 | | | 1 | | | | | | | 5 |
| Total Huara | 11.257 | 1.996 | 6.681 | 505 | 172 | 115 | 507 | 210 | 872 | 27 | 172 |
| Patrones H... | 695 | 238 | 209 | 50 | 1 | 25 | 120 | 15 | 24 | 13 | |
| M... | 264 | 74 | 1 | 50 | | 1 | 41 | 41 | 45 | 11 | |
| Empleados H... | 317 | 15 | 198 | 11 | 1 | 32 | 19 | 1 | 40 | | |
| M... | 64 | 4 | 11 | 1 | | 4 | 7 | 1 | 36 | | |
| Obreros H... | 3.962 | 293 | 3.257 | 109 | 37 | 123 | 21 | 8 | 114 | | |
| M... | 51 | 13 | 18 | 9 | | 2 | 2 | 7 | | | |
| Familiares H... | 3.186 | 336 | 1.858 | 101 | 2 | 82 | 106 | 50 | 629 | 9 | 14 |
| M... | 5.502 | 593 | 3.442 | 219 | 20 | 199 | 163 | 89 | 721 | 21 | 32 |
| Servidumbre H... | 40 | 16 | 6 | 3 | | 6 | 5 | 7 | 4 | 3 | |
| M... | 135 | 31 | 39 | 3 | | 2 | 12 | 32 | 14 | 2 | |
| Desocupados H... | 107 | | | | | | | | | | 107 |
| M... | 11 | 1 | | | | | | | | | 10 |
| Total P. Almonte | 14.333 | 1.613 | 9.037 | 553 | 62 | 470 | 498 | 251 | 1.627 | 59 | 163 |
| Patrones H... | 199 | 28 | 3 | 32 | 1 | 26 | 100 | 6 | 2 | 1 | |
| M... | 121 | 11 | | 38 | | 1 | 37 | 12 | 23 | | |
| Empleados H... | 255 | 10 | 195 | 3 | 4 | 11 | 14 | 1 | 17 | | |
| M... | 55 | 1 | 18 | 3 | | 3 | 10 | | 22 | | |
| Obreros H... | 3.966 | 25 | 3.579 | 122 | 139 | 38 | 20 | 11 | 30 | 1 | 1 |
| M... | 53 | 1 | 34 | 7 | 1 | 1 | 10 | 8 | 1 | | |
| Familiares H... | 2.697 | 60 | 2.067 | 83 | 1 | 48 | 83 | 14 | 336 | | 5 |
| M... | 4.917 | 81 | 4.089 | 161 | 3 | 85 | 130 | 29 | 311 | | 28 |
| Servidumbre H... | 11 | | 3 | 1 | | 1 | 3 | 2 | | | |
| M... | 57 | | 28 | | 3 | | 5 | 17 | 4 | | |
| Desocupados H... | 84 | | | | | | | | | | 84 |
| M... | 7 | | | | | | | | | | 7 |
| Total Lagunas | 12.432 | 217 | 10.016 | 447 | 153 | 213 | 412 | 101 | 746 | 2 | 125 |
| Patrones H... | 5.724 | 1.732 | 425 | 778 | 41 | 352 | 1.722 | 173 | 257 | 240 | 4 |
| M... | 3.357 | 494 | 6 | 884 | 2 | 16 | 530 | 633 | 668 | 118 | 6 |
| Empleados H... | 7.989 | 273 | 98 | 10 | | | | | | | |
| M... | 124 | 173 | | | | | | | | | |
| Obreros H... | 21.632 | 1.948 | 10.807 | 1.882 | 922 | 2.282 | 436 | 269 | 3.052 | 5 | 29 |
| M... | 1.063 | 277 | 84 | 349 | 5 | 24 | 51 | 168 | 98 | | 7 |
| Familiares H... | 22.238 | 2.863 | 6.388 | 2.101 | 435 | 2.025 | 1.737 | 724 | 5.114 | 187 | 664 |
| M... | 40.813 | 4.541 | 12.697 | 4.158 | 827 | 4.165 | 3.551 | 1.229 | 8.116 | 412 | 1.117 |
| Servidumbre H... | 167 | 56 | 13 | 4 | | 6 | 23 | 55 | 21 | 4 | 3 |
| M... | 1.461 | 155 | 164 | 45 | 17 | 74 | 192 | 522 | 256 | 26 | 11 |
| Desocupados H... | 2.063 | | | | 2 | 4 | | 2 | 10 | 3 | 2.038 |
| M... | 647 | 3 | | 2 | | 1 | | 7 | | | 633 |
| Total Tarapacá | 104.097 | 12.522 | 31.520 | 10.471 | 2.289 | 9.609 | 9.025 | 3.829 | 19.313 | 997 | 4.522 |
| Patrones H... | 9.081 | 2.226 | 431 | 1.662 | 43 | 368 | 2.252 | 806 | 925 | 358 | 10 |
| M... | 4.932 | 453 | 936 | 264 | 36 | 661 | 782 | 74 | 1.714 | 2 | 10 |
| Empleados H... | 22.695 | 2.225 | 10.891 | 2.231 | 927 | 2.306 | 487 | 437 | 3.150 | 5 | 36 |
| M... | 63.051 | 7.404 | 19.085 | 6.259 | 1.262 | 6.190 | 5.288 | 1.953 | 13.230 | 599 | 1.781 |
| Servidumbre H... | 1.628 | 211 | 177 | 49 | 19 | 79 | 215 | 657 | 277 | 30 | 14 |
| M... | 2.710 | 3 | | 6 | 2 | 5 | 1 | 2 | 17 | 3 | 2.671 |
| Total gral. Tarapacá | 104.097 | 12.522 | 31.520 | 10.471 | 2.289 | 9.609 | 9.025 | 3.829 | 19.313 | 997 | 4.522 |

ACTIVIDADES POR SEXO, SITUACION Y COMUNAS

| PROVINCIA DE ANTOFAGASTA | | Totales | Agricultura, selvi- cultura y pesca | Industrias extracti- vas | Industrias manufac- tureras | Edificación y construc- ción | Transpor- tes y comu- nicaciones | Comer- cio | Hotelería y servicios persona- les | Servicios públicos y otros de interés general | Rentistas | Varios |
|------------------------------|---------|---------------|-------------------------------------|--------------------------|-----------------------------|------------------------------|----------------------------------|--------------|------------------------------------|---|--------------|--------------|
| Patrones | H | 692 | 34 | 8 | 164 | 3 | 105 | 289 | 34 | 32 | 22 | 1 |
| | M | 489 | 1 | — | 146 | — | 1 | 52 | 133 | 131 | 15 | 1 |
| Empleados | H | 723 | 2 | 183 | 71 | 12 | 146 | 104 | 12 | 194 | — | — |
| | M | 153 | — | 10 | 24 | 1 | 12 | 42 | 2 | 62 | — | — |
| Obreros | H | 3.607 | 62 | 1.411 | 475 | 218 | 1.015 | 62 | 70 | 286 | — | 8 |
| | M | 200 | — | 4 | 62 | — | 8 | 17 | 88 | 20 | 1 | — |
| Familiares | H | 3.763 | 46 | 957 | 583 | 99 | 769 | 306 | 177 | 711 | 16 | 99 |
| | M | 7.033 | 78 | 1.996 | 1.130 | 201 | 1.428 | 609 | 276 | 1.137 | 40 | 159 |
| Servidumbre | H | 25 | — | 3 | — | 5 | — | 2 | 12 | 3 | — | — |
| | M | 203 | — | 12 | 21 | — | 7 | 14 | 114 | 30 | — | 5 |
| Desocupados | H | 349 | — | — | — | — | — | — | — | 1 | — | 348 |
| | M | 69 | — | 1 | 2 | — | — | — | — | — | — | 56 |
| Total Tocopilla..... | | 17.287 | 223 | 4.585 | 2.678 | 539 | 3.490 | 1.497 | 917 | 2.607 | 94 | 657 |
| Patrones | H | 199 | 19 | 4 | 49 | — | 7 | 99 | 14 | 2 | 6 | — |
| | M | 176 | 6 | 1 | 86 | — | — | 23 | 47 | 9 | — | 3 |
| Empleados | H | 534 | 10 | 420 | 9 | — | 17 | 50 | 3 | 45 | — | — |
| | M | 130 | — | 44 | 1 | — | 6 | 9 | 8 | 61 | — | 1 |
| Obreros | H | 5.074 | 58 | 4.240 | 369 | 118 | 135 | 31 | 33 | 89 | 1 | — |
| | M | 3.105 | 6 | 46 | 23 | — | 3 | 11 | 7 | 8 | — | 2 |
| Familiares | H | 3.446 | 55 | 2.111 | 307 | 39 | 122 | 66 | 59 | 618 | 3 | 67 |
| | M | 5.949 | 71 | 4.186 | 586 | 89 | 183 | 141 | 108 | 573 | 2 | 12 |
| Servidumbre | H | 15 | — | 7 | — | — | — | 2 | 3 | 2 | — | — |
| | M | 110 | — | 57 | 3 | — | 2 | 3 | 36 | 8 | — | 50 |
| Desocupados | H | 67 | — | 6 | — | — | — | — | — | — | — | 40 |
| | M | 42 | — | 2 | — | — | — | — | — | — | — | — |
| Total Toco..... | | 15.837 | 226 | 11.123 | 1.433 | 246 | 476 | 414 | 318 | 1.415 | 11 | 175 |
| Patrones | H | 952 | 339 | 32 | 168 | 8 | 71 | 246 | 29 | 34 | 25 | — |
| | M | 725 | 108 | 1 | 182 | 1 | 6 | 89 | 135 | 172 | 41 | — |
| Empleados | H | 1.407 | 61 | 839 | 116 | 7 | 78 | 32 | 12 | 202 | — | — |
| | M | 486 | 12 | 197 | 26 | — | 7 | 25 | 5 | 175 | — | — |
| Obreros | H | 7.281 | 326 | 5.179 | 622 | 63 | 233 | 73 | 75 | 703 | 3 | 4 |
| | M | 255 | 68 | 64 | 25 | 2 | 10 | 19 | 48 | 28 | — | 1 |
| Familiares | H | 6.638 | 667 | 3.416 | 753 | 55 | 253 | 215 | 152 | 1.087 | 37 | 33 |
| | M | 11.956 | 1.158 | 6.544 | 1.359 | 91 | 486 | 469 | 226 | 1.452 | 88 | 84 |
| Servidumbre | H | 27 | — | 8 | — | — | — | 3 | 7 | 6 | — | — |
| | M | 379 | 14 | 133 | 49 | 1 | 15 | 29 | 77 | 57 | 2 | 2 |
| Desocupados | H | 183 | — | — | — | — | 1 | — | — | 2 | — | 179 |
| | M | 11 | — | — | — | — | — | — | — | — | — | 11 |
| Total Calama..... | | 30.300 | 2.733 | 16.413 | 3.300 | 208 | 1.161 | 1.281 | 766 | 3.928 | 197 | 314 |
| Patrones | H | 2.818 | 148 | 17 | 552 | 42 | 268 | 1.253 | 120 | 168 | 248 | 2 |
| | M | 1.635 | 2 | 1 | 638 | — | 9 | 246 | 460 | 197 | 79 | 3 |
| Empleados | H | 2.648 | — | 190 | 145 | 17 | 574 | 594 | 48 | 970 | 5 | 103 |
| | M | 773 | — | 21 | 33 | — | 77 | 167 | 20 | 452 | — | 3 |
| Obreros | H | 7.164 | 81 | 526 | 1.622 | 616 | 1.686 | 292 | 291 | 2.102 | 6 | 42 |
| | M | 405 | 5 | 3 | 193 | 5 | 24 | 12 | 71 | 87 | 2 | 3 |
| Familiares | H | 11.099 | 167 | 575 | 1.621 | 317 | 1.851 | 1.489 | 598 | 3.591 | 206 | 684 |
| | M | 21.676 | 306 | 1.235 | 3.490 | 691 | 3.789 | 3.153 | 1.044 | 6.459 | 497 | 1.011 |
| Servidumbre | H | 56 | — | 2 | — | — | — | 7 | 35 | 9 | 1 | — |
| | M | 972 | 5 | 38 | 58 | 1 | 31 | 181 | 425 | 222 | 7 | 4 |
| Desocupados | H | 1.469 | — | — | — | — | — | — | — | 6 | — | 1.451 |
| | M | 393 | — | — | — | — | — | — | — | 3 | — | 387 |
| Total Antofagasta .. | | 51.107 | 716 | 2.608 | 8.352 | 1.594 | 8.316 | 7.394 | 3.115 | 14.268 | 1.055 | 3.694 |
| Patrones | H | 81 | 2 | 2 | 20 | — | 2 | 34 | 3 | — | 2 | 16 |
| | M | 38 | — | 1 | 13 | — | 1 | 11 | 10 | 2 | — | — |
| Empleados | H | 119 | — | 10 | 19 | — | 62 | 7 | 1 | 17 | 2 | 1 |
| | M | 35 | — | — | 2 | — | 7 | 4 | 12 | 9 | — | — |
| Obreros | H | 718 | 24 | 137 | 235 | 5 | 287 | 2 | 2 | 16 | — | 9 |
| | M | 19 | 1 | 1 | 7 | — | 3 | 1 | 4 | 2 | — | — |
| Familiares | H | 639 | 6 | 39 | 213 | 3 | 227 | 38 | 15 | 94 | — | 4 |
| | M | 1.173 | 10 | 84 | 386 | 5 | 465 | 66 | 26 | 118 | 3 | 11 |
| Servidumbre | H | — | — | — | — | — | — | — | — | — | — | — |
| | M | — | — | — | — | — | — | — | — | — | — | — |
| Desocupados | H | 3 | — | — | — | — | — | — | — | — | — | 2 |
| | M | 1 | — | — | — | — | — | — | — | — | — | — |
| Total Mejillones..... | | 2.826 | 43 | 274 | 895 | 13 | 1.056 | 163 | 73 | 258 | 7 | 44 |
| Patrones | H | 198 | — | 21 | 49 | — | 23 | 85 | 10 | 5 | 5 | — |
| | M | 175 | 1 | 8 | 48 | — | — | 33 | 33 | 52 | — | — |

| PROVINCIA DE ANTOFAGASTA | Totales | Agricultura, selva-cultura y pesca | Industrias extractivas | Industrias manufactureras | Edificación y construcción | Transportes y comunicaciones | Comercio | Hotelería y servicios personales | Servicios públicos y otros de interés general | Rentistas | Varios |
|----------------------------|----------------|------------------------------------|------------------------|---------------------------|----------------------------|------------------------------|---------------|----------------------------------|---|--------------|--------------|
| Empleados H..... | 726 | 2 | 658 | 29 | — | 46 | 31 | 3 | 58 | — | — |
| M..... | 121 | — | 55 | 1 | — | 8 | 17 | 4 | 36 | — | — |
| Obreros H..... | 4.809 | 16 | 4.290 | 169 | 25 | 192 | 29 | 12 | 77 | — | — |
| M..... | 77 | 1 | 52 | 6 | — | 4 | 5 | 6 | 3 | — | — |
| Familiares H..... | 2.776 | 13 | 1.980 | 134 | 4 | 147 | 83 | 48 | 360 | — | 6 |
| M..... | 5.552 | 24 | 4.107 | 270 | 10 | 302 | 159 | 70 | 396 | 3 | 11 |
| Servidumbre H..... | 12 | — | 7 | — | — | 2 | 1 | 2 | — | — | — |
| M..... | 106 | 1 | 69 | 6 | — | 10 | 8 | 4 | 9 | — | — |
| Desocupados H..... | 55 | — | — | — | — | — | 3 | — | — | — | 52 |
| M..... | 2 | — | — | — | — | — | — | — | — | — | 2 |
| Total Sierra Gorda | 14.408 | 57 | 11.147 | 711 | 39 | 733 | 454 | 192 | 996 | 8 | 71 |
| Patrones H..... | 11 | — | 3 | 1 | — | — | 7 | — | — | — | — |
| M..... | 2 | — | — | 1 | — | — | 1 | — | — | — | — |
| Empleados H..... | 63 | 1 | 33 | — | — | 16 | — | — | 2 | — | — |
| M..... | 2 | — | — | — | — | 1 | — | — | — | — | — |
| Obreros H..... | 360 | — | 303 | 2 | — | 41 | — | — | 4 | — | — |
| M..... | 3 | — | 3 | — | — | — | — | — | — | — | — |
| Familiares H..... | 67 | — | 32 | — | — | 13 | 3 | — | 18 | — | 1 |
| M..... | 106 | — | 70 | — | — | 26 | 2 | — | 8 | — | — |
| Servidumbre H..... | 2 | — | 2 | — | — | — | — | — | — | — | — |
| M..... | 11 | — | 9 | — | — | 1 | 1 | — | — | — | — |
| Desocupados H..... | 6 | — | — | — | — | 1 | — | — | — | — | 4 |
| M..... | 5 | — | — | — | — | — | — | — | — | — | 5 |
| Total Aguas Blancas | 617 | 1 | 455 | 5 | — | 99 | 15 | — | 32 | — | 10 |
| Patrones H..... | 407 | 31 | 38 | 69 | 1 | 34 | 184 | 17 | 18 | 14 | 1 |
| M..... | 191 | 2 | 2 | 62 | — | 2 | 19 | 81 | 23 | — | — |
| Empleados H..... | 361 | — | 79 | 18 | 4 | 96 | 62 | 7 | 93 | 1 | 2 |
| M..... | 86 | — | 12 | — | — | 7 | 9 | 2 | 48 | 7 | 20 |
| Obreros H..... | 1.888 | 41 | 1.018 | 127 | 43 | 446 | 46 | 30 | 117 | — | — |
| M..... | 66 | 3 | 8 | 24 | 1 | 1 | 3 | 14 | 11 | — | — |
| Familiares H..... | 2.011 | 44 | 546 | 184 | 27 | 396 | 164 | 90 | 496 | 10 | 55 |
| M..... | 3.916 | 94 | 1.078 | 316 | 52 | 870 | 401 | 156 | 867 | 16 | 66 |
| Servidumbre H..... | 12 | — | 1 | — | — | 4 | 1 | 5 | 1 | — | 2 |
| M..... | 123 | — | 15 | — | — | 7 | 12 | 67 | 20 | — | 151 |
| Desocupados H..... | 153 | — | — | — | — | 1 | — | — | 1 | — | 10 |
| M..... | 11 | — | — | — | — | — | — | — | — | — | — |
| Total Taltal | 9.224 | 215 | 2.796 | 801 | 128 | 1.863 | 901 | 469 | 1.695 | 48 | 308 |
| Patrones H..... | 39 | 4 | — | 9 | — | 1 | 23 | — | — | 2 | — |
| M..... | 14 | — | 1 | 5 | — | — | 5 | — | — | 1 | — |
| Empleados H..... | 127 | 6 | 93 | — | — | 12 | 10 | — | 6 | — | — |
| M..... | 44 | — | 5 | 2 | — | — | 1 | — | 4 | — | — |
| Obreros H..... | 1.245 | 21 | 1.166 | 16 | 1 | 32 | — | — | 19 | — | — |
| M..... | 17 | — | 3 | — | — | — | — | 2 | 1 | — | — |
| Familiares H..... | 738 | 7 | 574 | 8 | — | 22 | 27 | 4 | 95 | — | 1 |
| M..... | 1.304 | 22 | 1.078 | 16 | 2 | 44 | 33 | 2 | 107 | — | — |
| Servidumbre H..... | 12 | — | — | — | — | — | — | — | — | — | — |
| M..... | 1 | 1 | 7 | — | — | — | 2 | 2 | — | — | — |
| Desocupados H..... | 22 | — | 1 | — | — | — | — | — | — | — | 21 |
| M..... | 8 | — | — | — | — | — | — | — | — | — | 8 |
| Total Catalina | 3.541 | 61 | 2.926 | 58 | 3 | 111 | 102 | 14 | 233 | 3 | 30 |
| Patrones H..... | 5.397 | 577 | 125 | 1.061 | 54 | 511 | 2.220 | 227 | 259 | 323 | 20 |
| M..... | 3.436 | 120 | 14 | 1.181 | 1 | 20 | 470 | 901 | 586 | 136 | 7 |
| Empleados H..... | 6.598 | 84 | 2.405 | 408 | 40 | 1.044 | 930 | 86 | 1.587 | 8 | 106 |
| M..... | 1.800 | 12 | 344 | 88 | 1 | 126 | 315 | 56 | 847 | 7 | 6 |
| Obreros H..... | 32.136 | 628 | 18.260 | 3.637 | 989 | 4.067 | 536 | 513 | 3.413 | 10 | 83 |
| M..... | 1.146 | 73 | 192 | 343 | 8 | 53 | 68 | 240 | 160 | 3 | 6 |
| Familiares H..... | 31.176 | 995 | 10.230 | 3.803 | 524 | 3.799 | 2.390 | 1.143 | 7.070 | 272 | 950 |
| M..... | 58.464 | 1.763 | 20.377 | 7.551 | 1.141 | 7.592 | 5.023 | 1.907 | 11.127 | 649 | 1.334 |
| Servidumbre H..... | 150 | 1 | 29 | 2 | 5 | 9 | 16 | 64 | 22 | 1 | 1 |
| M..... | 1.916 | 22 | 340 | 136 | 2 | 73 | 250 | 725 | 346 | 9 | 13 |
| Desocupados H..... | 2.296 | — | 7 | 1 | 5 | 9 | 3 | — | 9 | — | 3.258 |
| M..... | 532 | — | 3 | 2 | — | 3 | — | 1 | 3 | 1 | 619 |
| Prov. Antofagasta | 145.147 | 4.275 | 52.326 | 18.233 | 2.770 | 17.305 | 12.221 | 5.862 | 25.429 | 1.423 | 5.303 |
| Patrones..... | 8.833 | 697 | 139 | 2.262 | 56 | 531 | 2.690 | 1.128 | 846 | 459 | 27 |
| Empleados..... | 8.498 | 96 | 2.749 | 496 | 41 | 1.169 | 1.245 | 141 | 2.434 | 15 | 112 |
| Obreros..... | 33.282 | 701 | 18.452 | 3.980 | 997 | 4.120 | 604 | 753 | 3.573 | 13 | 89 |
| Familiares..... | 89.640 | 2.758 | 30.607 | 11.354 | 1.666 | 11.391 | 7.413 | 3.050 | 18.197 | 921 | 2.264 |
| Servidumbre..... | 2.066 | 23 | 369 | 138 | 7 | 82 | 266 | 789 | 368 | 10 | 14 |
| Desocupados..... | 2.828 | — | 10 | 3 | 5 | 12 | 3 | 1 | 12 | 6 | 2.777 |
| Tot. gen. Antofag. | 145.147 | 4.275 | 52.326 | 18.233 | 2.770 | 17.305 | 12.221 | 5.862 | 25.429 | 1.423 | 5.303 |

ACTIVIDADES POR SEXO, SITUACION Y COMUNAS

| PROVINCIA DE | | Totales | Agricultura, selva-cultura y pesca | Industrias extractivas | Industrias manufactureras | Edificación y construcción | Transportes y comunicaciones | Comercio | Hotelería y servicios personales | Servicios públicos y otros de interés general | Rentistas | Varios |
|-----------------------------------|---------------------|--------------|------------------------------------|------------------------|---------------------------|----------------------------|------------------------------|--------------|----------------------------------|---|------------|--------|
| PATACAMA | Patrones H. | 671 | 62 | 24 | 121 | 9 | 49 | 343 | 35 | 19 | 9 | — |
| | M. | 463 | 5 | 3 | 166 | 1 | 2 | 78 | 133 | 60 | 14 | 1 |
| | Empleados H. | 1.126 | 22 | 566 | 79 | 2 | 122 | 166 | 8 | 160 | — | 1 |
| | M. | 218 | 6 | 43 | 8 | — | 6 | 49 | 9 | 95 | — | 2 |
| | Obreros H. | 7.429 | 60 | 5.429 | 831 | 102 | 580 | 106 | 77 | 225 | 4 | 15 |
| | M. | 152 | 2 | 41 | 20 | — | 4 | 3 | 73 | 9 | — | — |
| | Familiares H. | 4.592 | 100 | 2.118 | 635 | 82 | 415 | 323 | 139 | 745 | 14 | 21 |
| | M. | 8.584 | 137 | 4.192 | 1.247 | 202 | 864 | 632 | 212 | 1.000 | 40 | 58 |
| | Servidumbre H. | 18 | — | 4 | 2 | — | — | 9 | 1 | 2 | — | — |
| | M. | 411 | 6 | 196 | 28 | — | 30 | 33 | 60 | 56 | 2 | — |
| | Desocupados H. | 187 | — | — | 1 | 1 | — | 2 | — | 4 | — | 179 |
| | M. | 53 | — | 1 | 2 | — | — | — | — | 3 | — | 47 |
| Total Chañaral..... | 23.904 | 400 | 12.617 | 3.140 | 399 | 2.074 | 1.742 | 747 | 2.378 | 83 | 324 | |
| COPÍAPO | Patrones H. | 1.318 | 225 | 141 | 194 | 22 | 86 | 465 | 37 | 80 | 66 | 2 |
| | M. | 793 | 9 | 2 | 200 | — | 2 | 99 | 187 | 216 | 77 | 1 |
| | Empleados H. | 730 | 63 | 41 | 36 | 6 | 121 | 171 | 10 | 281 | — | 1 |
| | M. | 255 | 3 | 3 | 15 | — | 23 | 53 | 4 | 152 | 1 | 1 |
| | Obreros H. | 3.737 | 659 | 1.570 | 401 | 182 | 208 | 145 | 56 | 614 | 1 | 1 |
| | M. | 149 | 34 | 16 | 46 | — | 1 | 3 | 20 | 29 | — | — |
| | Familiares H. | 5.003 | 612 | 723 | 553 | 110 | 325 | 640 | 180 | 1.449 | 114 | 297 |
| | M. | 9.074 | 1.140 | 1.403 | 1.045 | 243 | 633 | 1.162 | 365 | 2.668 | 243 | 172 |
| | Servidumbre H. | 20 | 2 | 2 | 2 | 1 | — | — | 7 | 8 | — | 4 |
| | M. | 428 | 25 | 17 | 15 | 3 | 14 | 83 | 138 | 104 | 25 | 4 |
| | Desocupados H. | 188 | — | 2 | — | 1 | — | — | — | 2 | 1 | 179 |
| | M. | 36 | — | — | — | — | — | — | — | — | — | 36 |
| Total Copiapó..... | 21.731 | 2.772 | 3.918 | 2.507 | 568 | 1.413 | 2.821 | 1.007 | 5.503 | 528 | 694 | |
| CALDERA | Patrones H. | 104 | 20 | 18 | 15 | — | 9 | 34 | 1 | 4 | 1 | 2 |
| | M. | 45 | 1 | — | 18 | — | — | 8 | 12 | 4 | 1 | 1 |
| | Empleados H. | 69 | 2 | 17 | 4 | 1 | 17 | 13 | — | 16 | — | — |
| | M. | 17 | — | — | — | — | 4 | 1 | — | 11 | — | — |
| | Obreros H. | 660 | 9 | 350 | 43 | 14 | 130 | 17 | — | 81 | — | 16 |
| | M. | 9 | — | 3 | — | — | 1 | — | — | 3 | — | 9 |
| | Familiares H. | 387 | 10 | 39 | 41 | 7 | 111 | 44 | 7 | 116 | 3 | 9 |
| | M. | 756 | 32 | 79 | 62 | 13 | 218 | 82 | 11 | 217 | 6 | 36 |
| | Servidumbre H. | 1 | — | 1 | — | — | — | — | 13 | 1 | — | — |
| | M. | 17 | — | — | — | — | 1 | — | — | — | — | 13 |
| | Desocupados H. | 13 | — | — | — | — | — | — | — | — | — | — |
| | M. | — | — | — | — | — | — | — | — | — | — | — |
| Total Caldera..... | 2.078 | 74 | 508 | 184 | 35 | 491 | 200 | 45 | 452 | 11 | 78 | |
| TIERRA AMARILLA | Patrones H. | 171 | 73 | 29 | 12 | — | 3 | 33 | 1 | 9 | — | 11 |
| | M. | 84 | 7 | — | 10 | — | — | 8 | 14 | 42 | 2 | 11 |
| | Empleados H. | 157 | 47 | 71 | 11 | 1 | 7 | 6 | 1 | 14 | — | — |
| | M. | 23 | 7 | 1 | — | — | 4 | 1 | — | 9 | — | 1 |
| | Obreros H. | 1.216 | 342 | 765 | 48 | 10 | 28 | 5 | 1 | 17 | — | — |
| | M. | 41 | 21 | 10 | 2 | — | 3 | — | 2 | 3 | — | — |
| | Familiares H. | 1.095 | 355 | 393 | 69 | 11 | 34 | 41 | 16 | 158 | — | 18 |
| | M. | 1.869 | 590 | 772 | 117 | 13 | 56 | 6 | 20 | 244 | 24 | 27 |
| | Servidumbre H. | 18 | 3 | 4 | 2 | 1 | — | — | 4 | 3 | — | 1 |
| | M. | 129 | 18 | 22 | — | 2 | 2 | 74 | 7 | 4 | — | — |
| | Desocupados H. | 32 | — | — | — | — | — | — | — | 1 | — | 31 |
| | M. | 13 | — | — | — | — | 1 | — | — | — | — | 11 |
| Total Tierra Amarilla..... | 4.848 | 1.463 | 2.067 | 271 | 38 | 138 | 174 | 66 | 504 | 26 | 101 | |
| CHACABAMBILLA | Patrones H. | 1.468 | 598 | 174 | 162 | 7 | 87 | 324 | 25 | 52 | 39 | — |
| | M. | 882 | 139 | 7 | 220 | — | 1 | 96 | 167 | 191 | 61 | — |
| | Empleados H. | 809 | 342 | 73 | 28 | 4 | 88 | 136 | 6 | 129 | 2 | 1 |
| | M. | 197 | 33 | 1 | 32 | — | 6 | 31 | 23 | 70 | — | 1 |
| | Obreros H. | 3.434 | 1.252 | 1.196 | 162 | 135 | 251 | 162 | 55 | 213 | 2 | 4 |
| | M. | 212 | 109 | 6 | 39 | 1 | — | 8 | 44 | 5 | — | — |
| | Familiares H. | 5.291 | 1.716 | 720 | 422 | 80 | 300 | 532 | 182 | 1.201 | 75 | 63 |
| | M. | 9.361 | 3.116 | 1.335 | 727 | 128 | 536 | 1.064 | 311 | 1.879 | 146 | 119 |

| PROVINCIA DE ATACAMA | Totales | Agricultura, selvi- cultura y pesca | Industrias extracti- vas | Industrias manufac- tureras | Edificación y construc- ción | Transpor- tes y comu- nicaciones | Comer- cio | Hotelería y servicios persona- les | Servicios públicos y otros de interés general | Rentistas | Varios |
|--|---------------|---|--------------------------------|-----------------------------------|------------------------------------|--|---------------|---|--|--------------|--------------|
| Servidumbre H. | 12 | 3 | 1 | 3 | — | — | — | 3 | 1 | — | 1 |
| M. | 483 | 132 | 28 | 18 | 7 | 16 | 96 | 108 | 63 | 14 | 2 |
| Desocupados H. | 179 | — | 1 | 1 | 2 | — | — | — | — | — | 175 |
| M. | 46 | — | — | — | — | — | — | — | 3 | — | 43 |
| Total Valparaiso | 22.374 | 7.440 | 3.544 | 1.814 | 364 | 1.284 | 2.449 | 924 | 3.807 | 339 | 409 |
| Patrones H. | 179 | 72 | 13 | 27 | — | 1 | 47 | 8 | 4 | 7 | — |
| M. | 176 | 5 | — | 20 | — | — | 13 | 32 | 101 | 8 | — |
| Empleados H. | 103 | 23 | 39 | — | — | 3 | 10 | 2 | 26 | — | — |
| M. | 28 | 3 | 5 | 1 | — | — | 2 | 1 | 15 | — | 1 |
| Obreros H. | 1.707 | 226 | 1.363 | 39 | 19 | 25 | 15 | 4 | 26 | — | — |
| M. | 27 | 6 | 4 | 6 | — | — | 2 | 6 | 5 | — | — |
| Familiares H. | 1.389 | 308 | 563 | 66 | 9 | 26 | 74 | 41 | 291 | 9 | 3 |
| M. | 2.421 | 510 | 1.108 | 117 | 10 | 41 | 123 | 76 | 404 | 25 | 8 |
| Servidumbre H. | 3 | 1 | — | — | — | — | 1 | 1 | — | — | — |
| M. | 79 | 7 | 25 | 2 | — | — | 8 | 22 | 13 | 3 | — |
| Desocupados H. | 29 | — | — | — | — | — | — | — | 1 | — | 28 |
| M. | 8 | — | — | — | — | — | — | — | — | — | 8 |
| Total Freirina | 6.149 | 1.160 | 3.110 | 276 | 38 | 96 | 292 | 192 | 886 | 51 | 48 |
| Patrones H. | 167 | 55 | 25 | 8 | — | 18 | 50 | 4 | 4 | 3 | — |
| M. | 57 | 6 | — | 20 | — | — | 7 | 15 | 5 | 3 | — |
| Empleados H. | 79 | 6 | 8 | 4 | — | 28 | 14 | 1 | 18 | — | — |
| M. | 14 | — | — | 1 | — | 2 | — | — | 11 | — | — |
| Obreros H. | 693 | 100 | 258 | 28 | 8 | 260 | 14 | 5 | 20 | — | — |
| M. | 11 | 2 | 4 | 3 | — | 1 | 1 | — | — | — | — |
| Familiares H. | 789 | 177 | 89 | 41 | 6 | 260 | 69 | 25 | 119 | 8 | 5 |
| M. | 1.350 | 324 | 162 | 76 | 18 | 346 | 168 | 41 | 200 | 8 | 17 |
| Servidumbre H. | — | — | — | — | — | — | — | — | — | — | — |
| M. | 44 | 7 | 7 | 1 | — | 4 | 6 | 18 | 1 | — | — |
| Desocupados H. | 23 | — | — | — | — | — | — | — | — | — | 23 |
| M. | 1 | — | — | — | — | — | — | — | — | — | 1 |
| Total Huasco | 3.228 | 677 | 553 | 182 | 32 | 909 | 319 | 109 | 379 | 22 | 46 |
| Patrones H. | 4.078 | 1.105 | 424 | 539 | 38 | 253 | 1.296 | 111 | 172 | 125 | 15 |
| M. | 2.500 | 172 | 12 | 624 | 1 | 5 | 306 | 560 | 620 | 166 | 4 |
| Empleados H. | 3.073 | 505 | 915 | 162 | 14 | 386 | 615 | 28 | 643 | 2 | 3 |
| M. | 752 | 62 | 53 | 57 | — | 45 | 137 | 38 | 363 | 1 | 6 |
| Obreros H. | 18.876 | 2.648 | 10.923 | 1.552 | 470 | 1.482 | 464 | 198 | 1.096 | 7 | 36 |
| M. | 601 | 173 | 84 | 116 | 1 | 10 | 17 | 145 | 54 | — | 1 |
| Familiares H. | 18.546 | 3.278 | 4.645 | 1.826 | 305 | 1.461 | 1.723 | 590 | 4.079 | 223 | 416 |
| M. | 33.416 | 5.849 | 9.051 | 3.391 | 627 | 2.694 | 3.227 | 1.035 | 6.612 | 492 | 437 |
| Servidumbre H. | 72 | 9 | 10 | 9 | 2 | — | 10 | 16 | 14 | — | 2 |
| M. | 1.591 | 195 | 296 | 64 | 12 | 66 | 301 | 366 | 242 | 43 | 6 |
| Desocupados H. | 661 | — | 3 | 2 | 4 | 2 | — | 3 | 8 | 1 | 628 |
| M. | 157 | — | 1 | 2 | — | 1 | — | — | 6 | — | 146 |
| Total Atacama | 84.312 | 13.986 | 26.317 | 8.374 | 1.474 | 6.405 | 7.997 | 3.090 | 13.909 | 1.060 | 1.700 |
| Patrones | 6.578 | 1.277 | 436 | 1.193 | 39 | 258 | 1.602 | 671 | 792 | 291 | 19 |
| Empleados | 3.825 | 557 | 868 | 219 | 14 | 431 | 652 | 66 | 1.006 | 3 | 9 |
| Obreros | 19.477 | 2.821 | 11.007 | 1.668 | 471 | 1.492 | 481 | 343 | 1.160 | 7 | 37 |
| Familiares | 51.961 | 9.127 | 13.696 | 5.217 | 932 | 4.155 | 4.950 | 1.625 | 10.691 | 715 | 853 |
| Servidumbre | 1.663 | 204 | 306 | 73 | 14 | 66 | 311 | 382 | 256 | 43 | 8 |
| Desocupados | 808 | — | 4 | 4 | 4 | 3 | 1 | 3 | 14 | 1 | 774 |
| Total general Ataca- ma | 84.312 | 13.986 | 26.317 | 8.374 | 1.474 | 6.405 | 7.997 | 3.090 | 13.909 | 1.060 | 1.700 |

ACTIVIDADES POR SEXO, SITUACION Y COMUNAS

| PROVINCIA DE COQUIMBO | | Totales | Agricultura, selvicultura y pesca | Industrias extractivas | Industrias manufactureras | Edificación y construcción | Transportes y comunicaciones | Comercio | Hotelería y servicios personales | Servicios públicos y otros de interés general | Rentistas | Varios |
|-------------------------|---------|---------------|-----------------------------------|------------------------|---------------------------|----------------------------|------------------------------|--------------|----------------------------------|---|------------|--------------|
| Patrones | H. | 2.117 | 483 | 71 | 362 | 22 | 86 | 833 | 48 | 73 | 139 | — |
| | M. | 1.453 | 37 | 1 | 444 | — | 4 | 205 | 281 | 295 | 185 | 5 |
| Empleados | H. | 926 | 84 | 40 | 86 | 9 | 90 | 166 | 8 | 441 | 1 | 1 |
| | M. | 462 | 5 | 5 | 49 | — | 30 | 60 | 4 | 317 | 1 | — |
| Obreros | H. | 4.431 | 1.593 | 713 | 722 | 380 | 197 | 122 | 90 | 613 | 1 | — |
| | M. | 715 | 419 | 7 | 155 | 1 | 10 | 28 | 35 | 58 | — | 1 |
| Familiares | H. | 8.049 | 1.927 | 516 | 1.083 | 296 | 307 | 978 | 271 | 2.082 | 162 | 427 |
| | M. | 14.985 | 3.313 | 999 | 2.088 | 565 | 601 | 2.053 | 495 | 3.941 | 396 | 534 |
| Servidumbre | H. | 68 | 5 | 4 | 1 | — | 2 | 16 | 16 | 17 | 7 | — |
| | M. | 1.141 | 151 | 24 | 62 | 4 | 29 | 195 | 211 | 357 | 74 | 4 |
| Desocupados | H. | 450 | — | 1 | — | 1 | — | — | — | 6 | — | 441 |
| | M. | 288 | — | — | 1 | — | — | 1 | — | 10 | — | 276 |
| Total La Serena | | 33.055 | 8.017 | 2.381 | 5.045 | 1.278 | 1.358 | 4.657 | 1.459 | 8.207 | 966 | 1.687 |
| Patrones | H. | 287 | 417 | 51 | 24 | — | 9 | 76 | 3 | 2 | 5 | — |
| | M. | 76 | 7 | 2 | 22 | — | — | 6 | 22 | 17 | — | — |
| Empleados | H. | 168 | 53 | 43 | 7 | — | 10 | 20 | — | 32 | — | 3 |
| | M. | 34 | 5 | — | 1 | — | 2 | 2 | 2 | 22 | — | — |
| Obreros | H. | 1.662 | 118 | 1.234 | 131 | 12 | 109 | 14 | 3 | 39 | — | 2 |
| | M. | 21 | 5 | 6 | 2 | — | — | 2 | — | 6 | — | — |
| Familiares | H. | 1.666 | 281 | 668 | 112 | 8 | 105 | 95 | 39 | 346 | — | 11 |
| | M. | 2.968 | 511 | 1.277 | 214 | 15 | 176 | 174 | 42 | 544 | 1 | 14 |
| Servidumbre | H. | 2 | — | — | — | — | — | — | 1 | — | — | — |
| | M. | 46 | 1 | 18 | 3 | — | 1 | 10 | 8 | 4 | — | — |
| Desocupados | H. | 27 | — | — | — | — | — | — | — | — | — | 23 |
| | M. | 5 | — | — | — | — | — | — | — | — | — | 5 |
| Total La Higuera | | 6.956 | 1.098 | 3.300 | 516 | 35 | 412 | 399 | 120 | 1.012 | 6 | 58 |
| Patrones | H. | 644 | 340 | 16 | 87 | — | 16 | 128 | 9 | 26 | 22 | — |
| | M. | 281 | 26 | — | 55 | — | 1 | 35 | 37 | 102 | 25 | — |
| Empleados | H. | 227 | 104 | 13 | 15 | 1 | 13 | 18 | 3 | 60 | — | — |
| | M. | 89 | 9 | 2 | 7 | — | 13 | 1 | 7 | 50 | — | — |
| Obreros | H. | 1.436 | 933 | 216 | 70 | 33 | 27 | 13 | 20 | 123 | 1 | — |
| | M. | 187 | 147 | 1 | 13 | 4 | 2 | 2 | 8 | 9 | — | — |
| Familiares | H. | 2.475 | 1.124 | 105 | 157 | 34 | 65 | 171 | 52 | 668 | 32 | 67 |
| | M. | 4.237 | 2.076 | 178 | 300 | 77 | 105 | 280 | 95 | 1.042 | 63 | 20 |
| Servidumbre | H. | 10 | 4 | — | 1 | — | 1 | 2 | 1 | — | — | 1 |
| | M. | 292 | 101 | 6 | 12 | — | 9 | 29 | 60 | 54 | 21 | — |
| Desocupados | H. | 79 | — | — | — | — | — | — | — | — | — | 79 |
| | M. | 70 | — | — | — | — | — | — | — | — | — | 70 |
| Total Vicuña | | 10.027 | 4.864 | 537 | 717 | 149 | 252 | 679 | 293 | 2.154 | 165 | 257 |
| Patrones | H. | 448 | 302 | 4 | 37 | — | 12 | 58 | 8 | 24 | 3 | — |
| | M. | 218 | 45 | — | 44 | — | — | 16 | 40 | 73 | — | — |
| Empleados | H. | 174 | 89 | 39 | 6 | 5 | 5 | 4 | — | 26 | — | 1 |
| | M. | 45 | 12 | — | 1 | — | 3 | 2 | 1 | 26 | — | — |
| Obreros | H. | 1.008 | 881 | 7 | 22 | 19 | 10 | 4 | 8 | 56 | — | 1 |
| | M. | 139 | 126 | — | 7 | — | — | 1 | 3 | 2 | — | — |
| Familiares | H. | 1.461 | 1.020 | 15 | 62 | 27 | 20 | 62 | 47 | 202 | — | 6 |
| | M. | 2.436 | 1.739 | 35 | 91 | 41 | 41 | 101 | 66 | 305 | 4 | 13 |
| Servidumbre | H. | 4 | 2 | — | — | — | — | 1 | — | — | — | — |
| | M. | 167 | 99 | 1 | 7 | 1 | 1 | 12 | 24 | 22 | — | — |
| Desocupados | H. | 20 | — | — | — | — | — | — | — | 1 | — | 19 |
| | M. | 3 | — | — | — | — | — | — | — | — | — | 2 |
| Total Paitiuno | | 6.123 | 4.315 | 101 | 277 | 93 | 92 | 261 | 197 | 738 | 7 | 42 |
| Patrones | H. | 1.675 | 274 | 8 | 291 | 17 | 92 | 783 | 45 | 60 | 104 | 1 |
| | M. | 1.035 | 10 | — | 305 | — | 3 | 213 | 169 | 273 | 58 | 4 |
| Empleados | H. | 881 | 59 | 20 | 75 | — | 216 | 214 | 13 | 279 | 4 | 1 |
| | M. | 270 | 2 | 4 | 11 | — | 17 | 80 | 7 | 149 | — | — |
| Obreros | H. | 3.255 | 829 | 255 | 586 | 147 | 623 | 105 | 95 | 612 | 2 | — |
| | M. | 326 | 187 | 6 | 73 | 1 | 3 | 16 | 11 | 28 | — | — |
| Familiares | H. | 5.549 | 944 | 121 | 843 | 120 | 837 | 924 | 262 | 1.353 | 98 | 17 |
| | M. | 10.440 | 1.704 | 239 | 1.569 | 274 | 1.456 | 1.974 | 419 | 2.478 | 252 | 75 |
| Servidumbre | H. | 21 | 1 | — | 1 | — | 1 | 5 | 10 | 2 | — | 1 |
| | M. | 653 | 50 | 9 | 44 | — | 38 | 187 | 173 | 124 | 28 | — |
| Desocupados | H. | 176 | — | — | — | — | — | — | — | — | — | 176 |
| | M. | 79 | — | — | — | — | — | — | — | — | — | 79 |
| Total Coquimbo | | 24.359 | 4.060 | 662 | 3.798 | 559 | 3.286 | 4.500 | 1.204 | 5.358 | 547 | 385 |
| Patrones | H. | 504 | 145 | 8 | 89 | 3 | 15 | 224 | 9 | 8 | 7 | — |
| | M. | 273 | 9 | — | 94 | — | 2 | 80 | 36 | 41 | 11 | — |
| Empleados | H. | 194 | 39 | 67 | 12 | 1 | 11 | 6 | 1 | 55 | — | 1 |
| | M. | 46 | — | 5 | 2 | — | 4 | 4 | — | 31 | — | — |
| Obreros | H. | 3.518 | 214 | 2.718 | 152 | 71 | 51 | 13 | 11 | 87 | 1 | — |
| | M. | 69 | 8 | 47 | 9 | — | — | 3 | 1 | 1 | — | — |
| Familiares | H. | 3.088 | 403 | 1.741 | 188 | 32 | 33 | 168 | 32 | 479 | 5 | 7 |
| | M. | 5.397 | 670 | 3.252 | 338 | 47 | 79 | 355 | 79 | 543 | 15 | 19 |
| Servidumbre | H. | 5 | 1 | — | — | — | — | — | 3 | 1 | — | — |
| | M. | 137 | 17 | 29 | 10 | — | 2 | 21 | 47 | 9 | — | — |
| Desocupados | H. | 39 | — | — | — | — | — | — | — | — | — | 39 |
| | M. | 11 | — | — | — | — | — | — | — | — | — | 11 |
| Total Andacollo | | 13.081 | 1.503 | 7.868 | 894 | 154 | 195 | 874 | 219 | 1.255 | 41 | 78 |

| PROVINCIA DE COQUIMBO | Totales | Agricultura, selva-cultura y pesca | Industrias extractivas | Industrias manufactureras | Edificación y construcción | Transportes y comunicaciones | Comercio | Hotelería y servicios personales | Servicios públicos y otros de interés general | Rentistas | Varios |
|---------------------------------|---------------|------------------------------------|------------------------|---------------------------|----------------------------|------------------------------|--------------|----------------------------------|---|------------|------------|
| Patrones H. | 1.966 | 756 | 45 | 275 | 8 | 68 | 571 | 56 | 125 | 62 | — |
| Patrones M. | 1.083 | 65 | 1 | 263 | — | 6 | 119 | 197 | 387 | 45 | — |
| Empleados H. | 884 | 269 | 64 | 92 | 10 | 79 | 138 | 19 | 213 | — | — |
| Empleados M. | 343 | 35 | — | 29 | — | 19 | 60 | 31 | 169 | — | — |
| Obreros H. | 4.597 | 2.074 | 679 | 735 | 318 | 237 | 79 | 80 | 392 | 1 | 2 |
| Obreros M. | 450 | 265 | 5 | 96 | — | 2 | 7 | 29 | 41 | — | 4 |
| Familiares H. | 7.744 | 2.967 | 890 | 1.015 | 172 | 293 | 652 | 270 | 1.627 | 65 | 83 |
| Familiares M. | 14.299 | 5.215 | 1.160 | 1.942 | 365 | 598 | 1.354 | 406 | 2.778 | 179 | 302 |
| Servidumbre H. | 10 | 5 | — | — | — | 1 | — | 3 | — | — | 1 |
| Servidumbre M. | 901 | 175 | 39 | 61 | 6 | 25 | 216 | 145 | 197 | 34 | 2 |
| Desocupados H. | 260 | — | 1 | — | — | — | — | — | — | — | 258 |
| Desocupados M. | 119 | — | — | — | — | — | — | — | — | — | 119 |
| Total Ovalle | 32.656 | 11.827 | 1.684 | 4.508 | 880 | 1.328 | 3.206 | 1.237 | 5.929 | 386 | 771 |
| Patrones H. | 1.282 | 997 | 10 | 69 | 3 | 8 | 146 | 8 | 32 | 8 | 1 |
| Patrones M. | 643 | 74 | 1 | 135 | — | 1 | 47 | 107 | 257 | 20 | 1 |
| Empleados H. | 141 | 96 | 6 | 4 | — | 7 | 1 | — | 28 | — | — |
| Empleados M. | 66 | 7 | — | — | — | 10 | — | — | 39 | — | — |
| Obreros H. | 2.577 | 2.218 | 101 | 79 | 16 | 86 | 19 | 1 | 87 | — | — |
| Obreros M. | 222 | 175 | — | 19 | — | 4 | 1 | 4 | 16 | — | — |
| Familiares H. | 4.543 | 3.290 | 59 | 182 | 6 | 57 | 169 | 82 | 655 | 23 | 20 |
| Familiares M. | 7.835 | 5.680 | 105 | 347 | 14 | 85 | 314 | 145 | 1.062 | 46 | 39 |
| Servidumbre H. | 9 | 4 | — | — | — | — | 1 | 2 | 1 | — | 1 |
| Servidumbre M. | 290 | 157 | 3 | 6 | — | 9 | 35 | 46 | 31 | 3 | — |
| Desocupados H. | 19 | — | — | — | — | — | — | — | — | — | 18 |
| Desocupados M. | 4 | — | — | — | — | — | — | — | — | — | 4 |
| Total Monte Patria | 17.621 | 12.700 | 285 | 841 | 39 | 237 | 733 | 393 | 2.209 | 100 | 84 |
| Patrones H. | 1.103 | 823 | 6 | 62 | — | 4 | 175 | 8 | 20 | 5 | — |
| Patrones M. | 587 | 149 | 2 | 193 | — | — | 59 | 76 | 108 | — | — |
| Empleados H. | 353 | 253 | 75 | 3 | — | — | 17 | — | 25 | — | — |
| Empleados M. | 51 | 12 | 3 | 8 | — | 1 | 1 | — | 25 | 1 | — |
| Obreros H. | 3.502 | 1.576 | 1.952 | 50 | 26 | 14 | 29 | 4 | 50 | — | 1 |
| Obreros M. | 157 | 97 | 23 | 6 | — | 5 | 1 | 18 | 9 | — | 2 |
| Familiares H. | 5.552 | 2.903 | 1.392 | 199 | 26 | 19 | 270 | 109 | 597 | 10 | 51 |
| Familiares M. | 9.296 | 4.847 | 2.616 | 275 | 54 | 19 | 452 | 177 | 855 | — | — |
| Servidumbre H. | 11 | 3 | 5 | 12 | 1 | 1 | 2 | 1 | 8 | — | — |
| Servidumbre M. | 229 | 92 | 40 | — | — | 1 | 41 | 34 | — | — | 111 |
| Desocupados H. | 112 | — | — | — | — | — | — | — | — | — | — |
| Desocupados M. | 12 | — | — | — | — | — | — | — | 12 | — | — |
| Total Punitaqui | 20.967 | 10.535 | 6.114 | 801 | 107 | 46 | 1.047 | 427 | 1.709 | 16 | 165 |
| Patrones H. | 615 | 557 | 7 | 11 | — | 2 | 20 | 3 | 2 | 3 | — |
| Patrones M. | 237 | 153 | — | 47 | — | — | 21 | 12 | 2 | 2 | — |
| Empleados H. | 64 | 43 | 1 | — | — | 2 | 1 | — | 17 | — | — |
| Empleados M. | 24 | 8 | — | — | — | 2 | 1 | — | 13 | — | — |
| Obreros H. | 965 | 672 | 235 | 16 | 21 | 3 | 3 | 2 | 14 | — | — |
| Obreros M. | 70 | 63 | 1 | 2 | — | 1 | 1 | — | 2 | — | — |
| Familiares H. | 1.689 | 1.323 | 86 | 28 | — | 12 | 28 | 14 | 190 | — | 8 |
| Familiares M. | 2.761 | 2.206 | 159 | 50 | 1 | 12 | 61 | 15 | 247 | 1 | 9 |
| Servidumbre H. | 3 | 2 | — | — | — | — | — | — | 1 | — | — |
| Servidumbre M. | 88 | 50 | 9 | — | — | 1 | 5 | 17 | 6 | — | — |
| Desocupados H. | 10 | — | — | — | — | — | — | — | — | — | 10 |
| Desocupados M. | 1 | — | — | — | — | — | — | — | — | — | 1 |
| Total Sano Alto | 6.528 | 5.067 | 498 | 184 | 22 | 35 | 141 | 63 | 494 | 6 | 28 |
| Patrones H. | 1.462 | 1.190 | 10 | 87 | 2 | 3 | 129 | 6 | 24 | 11 | — |
| Patrones M. | 1.068 | 217 | 3 | 420 | — | 1 | 50 | 110 | 254 | 13 | — |
| Empleados H. | 385 | 275 | 13 | 5 | 3 | 21 | 14 | 1 | 53 | — | — |
| Empleados M. | 92 | 24 | 2 | 1 | — | 7 | 8 | — | 49 | — | 1 |
| Obreros H. | 2.335 | 1.491 | 473 | 73 | 44 | 148 | 28 | 6 | 72 | — | 1 |
| Obreros M. | 155 | 114 | 6 | 13 | — | 1 | 8 | 4 | 9 | — | — |
| Familiares H. | 5.207 | 3.260 | 274 | 378 | 30 | 100 | 164 | 103 | 864 | 8 | 26 |
| Familiares M. | 8.382 | 5.379 | 468 | 550 | 49 | 216 | 278 | 104 | 1.271 | 35 | 42 |
| Servidumbre H. | 8 | 3 | — | 1 | — | — | 3 | — | 1 | — | 1 |
| Servidumbre M. | 290 | 116 | 18 | 6 | — | 5 | 45 | 45 | 50 | 4 | 1 |
| Desocupados H. | 110 | 1 | — | — | — | 1 | — | — | — | 1 | 107 |
| Desocupados M. | 32 | — | — | — | — | — | — | — | 13 | — | 19 |
| Total Combarbalá | 19.527 | 12.070 | 1.257 | 1.534 | 128 | 503 | 727 | 379 | 2.659 | 72 | 198 |
| Patrones H. | 764 | 359 | 34 | 87 | 10 | 14 | 185 | 23 | 15 | 37 | — |
| Patrones M. | 556 | 22 | 4 | 248 | 1 | — | 68 | 118 | 176 | 19 | — |
| Empleados H. | 684 | 399 | 38 | 33 | 12 | 61 | 56 | 8 | 76 | — | 1 |
| Empleados M. | 103 | 11 | 1 | 9 | — | 7 | 16 | 4 | 53 | 2 | — |
| Obreros H. | 2.853 | 1.399 | 774 | 152 | 70 | 297 | 64 | 4 | 99 | — | — |
| Obreros M. | 155 | 70 | 5 | 27 | 1 | 2 | 12 | — | 28 | — | — |
| Familiares H. | 4.022 | 1.851 | 400 | 319 | 64 | 257 | 296 | 123 | 667 | 38 | 8 |
| Familiares M. | 6.959 | 3.359 | 716 | 559 | 125 | 440 | 521 | 184 | 870 | 104 | 51 |
| Servidumbre H. | 27 | 9 | 1 | — | — | 2 | 4 | — | 11 | — | — |
| Servidumbre M. | 323 | 92 | 22 | 24 | — | 22 | 65 | 38 | 51 | 8 | — |
| Desocupados H. | 76 | — | — | — | — | — | — | — | — | — | 76 |
| Desocupados M. | 10 | — | — | — | — | — | — | — | — | — | 10 |
| Total Illapel | 16.553 | 7.581 | 1.995 | 1.488 | 283 | 1.102 | 1.286 | 524 | 2.035 | 212 | 147 |

| PROVINCIA DE COQUIMBO | | Totales | Agricultura, selvi- cultura y pesca | Industrias extractivas | Industrias manufactureras | Edificación y construcción | Transportes y comunicaciones | Comercio | Hotelería y servicios personales | Servicios públicos y otros de interca general | Rentistas | Varios |
|---------------------------|---------|----------------|-------------------------------------|------------------------|---------------------------|----------------------------|------------------------------|---------------|----------------------------------|---|--------------|--------------|
| Patrones | H. | 1.288 | 1.181 | 10 | 30 | 1 | 3 | 57 | 1 | 2 | 2 | 1 |
| | M. | 514 | 213 | 2 | 208 | — | 1 | 19 | 49 | 10 | 10 | 2 |
| Empleados | H. | 337 | 297 | 3 | 4 | — | 2 | 8 | — | 21 | — | 3 |
| | M. | 39 | 14 | — | 8 | — | 1 | — | 2 | 13 | — | — |
| Obreros | H. | 1.075 | 664 | 362 | 10 | 13 | 5 | 4 | 2 | 13 | 2 | — |
| | M. | 42 | 39 | 2 | 1 | — | — | — | — | — | — | — |
| Familiares | H. | 3.028 | 2.451 | 102 | 120 | 3 | 10 | 66 | 36 | 248 | 6 | 6 |
| | M. | 4.926 | 4.095 | 174 | 185 | 3 | 8 | 77 | 54 | 327 | — | 3 |
| Servidumbre | H. | 6 | 4 | — | — | — | — | — | 2 | — | — | — |
| | M. | 105 | 53 | 5 | 3 | — | — | 12 | 11 | 6 | 15 | — |
| Desocupados | H. | 7 | — | — | — | — | — | — | — | — | 4 | 4 |
| | M. | — | — | — | — | — | — | — | — | — | — | 3 |
| Total Mincha | | 11.371 | 8.991 | 660 | 569 | 20 | 30 | 243 | 157 | 640 | 39 | 22 |
| Patrones | H. | 834 | 613 | 22 | 62 | — | 11 | 106 | 7 | 3 | 10 | — |
| | M. | 291 | 46 | — | 98 | — | — | 30 | 50 | 62 | 5 | — |
| Empleados | H. | 510 | 419 | 4 | 14 | 2 | 11 | 17 | 3 | 45 | 1 | — |
| | M. | 82 | 25 | — | 17 | — | 2 | 6 | 2 | 30 | — | — |
| Obreros | H. | 2.453 | 2.127 | 118 | 75 | 36 | 27 | 10 | 8 | 52 | — | — |
| | M. | 227 | 198 | 2 | 9 | — | — | 1 | 5 | 12 | — | — |
| Familiares | H. | 3.987 | 2.945 | 60 | 152 | 27 | 41 | 128 | 71 | 538 | 10 | 11 |
| | M. | 6.763 | 5.049 | 101 | 333 | 42 | 67 | 260 | 110 | 756 | 36 | 9 |
| Servidumbre | H. | 16 | 7 | — | 1 | — | — | 3 | 1 | 3 | 1 | — |
| | M. | 267 | 102 | 3 | 18 | 1 | 4 | 55 | 39 | 37 | 6 | — |
| Desocupados | H. | 47 | — | — | — | — | — | — | — | — | — | 45 |
| | M. | 40 | — | — | — | — | — | — | — | — | — | 40 |
| Total Salamanca | | 15.515 | 11.531 | 310 | 779 | 108 | 163 | 616 | 296 | 1.538 | 69 | 105 |
| Patrones | H. | 527 | 376 | 1 | 36 | 3 | 8 | 89 | 2 | 3 | 5 | — |
| | M. | 167 | 16 | — | 77 | — | 1 | 42 | 21 | 1 | 4 | — |
| Empleados | H. | 126 | 52 | 7 | 12 | 1 | 26 | 3 | — | 31 | — | — |
| | M. | 20 | 4 | — | 2 | — | — | 1 | — | 13 | — | — |
| Obreros | H. | 1.675 | 812 | 27 | 441 | 50 | 244 | 19 | 4 | 71 | — | 7 |
| | M. | 57 | 38 | 5 | 5 | 1 | 5 | 1 | 1 | — | — | — |
| Familiares | H. | 2.408 | 1.489 | 104 | 122 | 12 | 155 | 149 | 56 | 310 | 3 | 8 |
| | M. | 4.066 | 2.670 | 166 | 167 | 16 | 224 | 222 | 108 | 465 | 6 | 22 |
| Servidumbre | H. | 7 | 1 | — | 1 | — | — | 2 | 1 | 2 | — | — |
| | M. | 113 | 45 | 4 | 2 | — | 10 | 11 | 26 | 13 | 2 | — |
| Desocupados | H. | 14 | — | — | — | — | — | — | — | — | — | 14 |
| | M. | — | — | — | — | — | — | — | — | — | — | — |
| Total Los Vilos | | 9.170 | 5.003 | 314 | 865 | 83 | 667 | 539 | 219 | 909 | 20 | 51 |
| Patrones | H. | 15.512 | 8.521 | 303 | 1.639 | 69 | 349 | 3.580 | 236 | 419 | 423 | 3 |
| | M. | 8.577 | 1.089 | 16 | 2.653 | 1 | 20 | 1.010 | 1.325 | 2.056 | 397 | 10 |
| Empleados | H. | 6.664 | 2.510 | 433 | 368 | 44 | 547 | 683 | 56 | 1.401 | 7 | 11 |
| | M. | 1.757 | 173 | 22 | 136 | — | 119 | 242 | 60 | 999 | 4 | 1 |
| Obreros | H. | 37.154 | 17.401 | 9.864 | 3.314 | 1.266 | 2.048 | 526 | 338 | 2.380 | 12 | 15 |
| | M. | 2.991 | 1.956 | 116 | 438 | 8 | 31 | 83 | 130 | 221 | 2 | 7 |
| Familiares | H. | 60.463 | 28.168 | 6.233 | 4.950 | 857 | 2.297 | 4.329 | 1.567 | 10.826 | 460 | 786 |
| | M. | 105.762 | 48.523 | 11.635 | 9.041 | 1.688 | 4.127 | 8.476 | 2.498 | 17.484 | 1.138 | 1.152 |
| Servidumbre | H. | 207 | 50 | 12 | 6 | — | 7 | 39 | 52 | 28 | 8 | 9 |
| | M. | 5.009 | 1.301 | 230 | 270 | 13 | 157 | 939 | 925 | 969 | 196 | 6 |
| Desocupados | H. | 1.437 | 1 | 2 | — | 2 | 4 | — | — | 7 | 1 | 1.420 |
| | M. | 681 | — | — | 1 | — | — | 1 | — | 36 | 4 | 639 |
| Prov. de Coquimbo | | 245.605 | 109.682 | 28.866 | 22.786 | 3.938 | 9.706 | 19.908 | 7.187 | 36.826 | 2.652 | 4.058 |
| Patrones | | 24.089 | 9.610 | 319 | 4.262 | 70 | 369 | 4.690 | 1.561 | 2.475 | 820 | 13 |
| Empleados | | 7.816 | 2.683 | 455 | 504 | 44 | 666 | 925 | 116 | 2.400 | 11 | 12 |
| Obreros | | 40.145 | 19.356 | 9.980 | 3.752 | 1.264 | 2.079 | 609 | 468 | 2.601 | 14 | 22 |
| Familiares | | 166.225 | 76.681 | 17.868 | 13.991 | 2.545 | 6.424 | 12.805 | 4.065 | 28.310 | 1.598 | 1.938 |
| Servidumbre | | 5.216 | 1.351 | 242 | 276 | 13 | 164 | 978 | 977 | 997 | 204 | 14 |
| Desocupados | | 2.118 | 1 | 2 | 1 | 2 | 4 | 1 | — | 43 | 5 | 2.059 |
| Tot. gen. Coquimbo | | 245.609 | 109.682 | 28.866 | 22.786 | 3.938 | 9.706 | 19.908 | 7.187 | 36.826 | 2.652 | 4.058 |

ACTIVIDADES POR SEXO, SITUACION Y COMUNAS

| PROVINCIA DE ACONCAGUA | Totales | Agricultura, selvicultura y pesca | Industrias extractivas | Industrias manufactureras | Edificación y construcción | Transportes y comunicaciones | Comercio | Hotelería y servicios personales | Servicios públicos y otros de interés general | Rentistas | Varios |
|-----------------------------|---------------|-----------------------------------|------------------------|---------------------------|----------------------------|------------------------------|------------|----------------------------------|---|------------|------------|
| Patrones H..... | 1.124 | 808 | 4 | 85 | 4 | 24 | 163 | 7 | 13 | 16 | — |
| M..... | 364 | 16 | 2 | 106 | — | 3 | 62 | 50 | 100 | 25 | — |
| Empleados H..... | 301 | 156 | — | 16 | 5 | 28 | 29 | 3 | 66 | — | — |
| M..... | 74 | — | 1 | 6 | — | 6 | 17 | 2 | 42 | — | — |
| Obreros H..... | 2.062 | 1.612 | 57 | 86 | 43 | 213 | 11 | 17 | 122 | 1 | — |
| M..... | 55 | 23 | — | 16 | — | 1 | 1 | 7 | 8 | — | — |
| Familiares H..... | 2.878 | 1.966 | 9 | 146 | 19 | 76 | 164 | 55 | 416 | 20 | 9 |
| M..... | 6.600 | 3.907 | 19 | 307 | 47 | 182 | 314 | 90 | 667 | 42 | 25 |
| Servidumbre H..... | 5 | — | — | — | — | 2 | 3 | — | — | — | — |
| M..... | 203 | 62 | 2 | 7 | 2 | 3 | 44 | 46 | 27 | 10 | — |
| Desocupados H..... | 49 | — | — | — | — | — | — | — | — | — | 49 |
| M..... | 14 | 6 | — | — | — | — | — | — | — | — | 9 |
| Total La Ligua | 12.729 | 8.455 | 94 | 774 | 120 | 536 | 808 | 277 | 1.459 | 114 | 92 |
| Patrones H..... | 610 | 331 | 3 | 51 | 6 | 11 | 88 | 4 | 3 | 13 | — |
| M..... | 206 | 19 | — | 61 | — | — | 33 | 35 | 34 | 24 | — |
| Empleados H..... | 151 | 78 | 7 | 4 | 2 | 14 | 9 | 1 | 35 | — | 1 |
| M..... | 41 | — | — | 3 | — | 2 | 7 | 3 | 26 | — | — |
| Obreros H..... | 1.101 | 709 | 248 | 11 | 24 | 46 | 4 | 5 | 63 | 1 | — |
| M..... | 74 | 83 | 2 | 6 | — | 1 | 3 | 4 | 5 | — | — |
| Familiares H..... | 2.100 | 1.183 | 112 | 128 | 14 | 102 | 126 | 49 | 366 | 25 | 25 |
| M..... | 3.437 | 1.963 | 190 | 177 | 29 | 116 | 203 | 94 | 596 | 40 | 39 |
| Servidumbre H..... | 19 | 4 | — | 3 | — | — | 2 | — | 6 | 2 | — |
| M..... | 144 | 54 | 8 | 5 | — | 2 | 19 | 26 | 21 | 8 | — |
| Desocupados H..... | 34 | — | — | — | — | — | — | — | — | — | 34 |
| M..... | 8 | — | — | — | — | — | — | — | — | — | 8 |
| Total Petorca | 7.825 | 4.354 | 570 | 449 | 75 | 294 | 494 | 223 | 1.145 | 113 | 108 |
| Patrones H..... | 475 | 330 | 4 | 38 | 3 | 4 | 77 | 6 | 10 | 3 | — |
| M..... | 215 | 4 | — | 74 | — | — | 47 | 30 | 57 | 3 | — |
| Empleados H..... | 107 | 31 | 22 | 4 | 1 | 14 | 18 | 1 | 16 | — | — |
| M..... | 35 | — | — | — | — | 6 | 5 | — | 24 | — | — |
| Obreros H..... | 1.774 | 1.238 | 363 | 58 | 31 | 54 | 9 | 3 | 48 | — | — |
| M..... | 81 | 66 | — | 6 | — | — | 2 | 2 | 5 | — | — |
| Familiares H..... | 1.895 | 1.190 | 165 | 78 | 7 | 44 | 114 | 24 | 255 | 6 | 12 |
| M..... | 3.613 | 2.266 | 345 | 166 | 23 | 83 | 208 | 36 | 364 | 8 | 15 |
| Servidumbre H..... | 10 | 3 | — | — | — | 1 | — | — | 1 | — | — |
| M..... | 119 | 29 | 3 | 8 | — | 4 | 21 | 36 | 18 | — | — |
| Desocupados H..... | 14 | — | — | — | — | — | — | — | — | — | 14 |
| M..... | 6 | — | — | — | — | — | — | — | — | — | 6 |
| Total Cabildo | 8.213 | 5.157 | 892 | 431 | 65 | 190 | 503 | 141 | 798 | 20 | 46 |
| Patrones H..... | 252 | 201 | — | 8 | 1 | 2 | 30 | 4 | 4 | 2 | — |
| M..... | 36 | 1 | — | 14 | — | — | 11 | 7 | — | 3 | — |
| Empleados H..... | 87 | 62 | 2 | 2 | — | 8 | 2 | — | 11 | — | — |
| M..... | 19 | 1 | — | 1 | — | 2 | 2 | 3 | 10 | — | — |
| Obreros H..... | 583 | 434 | 42 | 12 | 36 | 37 | 3 | 6 | 13 | — | — |
| M..... | 10 | 10 | — | — | — | — | — | — | — | — | — |
| Familiares H..... | 891 | 630 | 17 | 18 | 36 | 37 | 33 | 16 | 100 | 1 | 3 |
| M..... | 1.460 | 1.029 | 27 | 34 | 59 | 70 | 65 | 23 | 149 | 1 | 3 |
| Servidumbre H..... | 4 | — | — | — | — | 1 | — | — | 1 | — | — |
| M..... | 30 | 14 | 1 | 4 | — | — | 6 | 10 | 6 | — | — |
| Desocupados H..... | 9 | — | — | — | — | — | — | — | — | — | 9 |
| M..... | 6 | — | — | — | — | — | — | — | 1 | — | 4 |
| Total Zapallar | 3.395 | 2.382 | 89 | 93 | 132 | 187 | 131 | 71 | 294 | 7 | 19 |
| Patrones H..... | 84 | 51 | — | 5 | 5 | 2 | 13 | 6 | 1 | 1 | — |
| M..... | 28 | — | — | 4 | — | — | 2 | 18 | 3 | 1 | — |
| Empleados H..... | 50 | 7 | 2 | 3 | 2 | 1 | 4 | 4 | — | — | — |
| M..... | 16 | 1 | — | 1 | — | — | — | 1 | 13 | — | — |
| Obreros H..... | 353 | 267 | 3 | 8 | 34 | 5 | 2 | 16 | 18 | — | — |
| M..... | 22 | 16 | — | 4 | — | — | — | 2 | — | — | — |
| Familiares H..... | 418 | 263 | 1 | 26 | 6 | 6 | 17 | 21 | 74 | 4 | — |
| M..... | 810 | 999 | 1 | 37 | 19 | 7 | 27 | 16 | 122 | 2 | 80 |
| Servidumbre H..... | — | — | — | — | — | — | — | — | — | — | — |
| M..... | 37 | 7 | — | — | — | — | — | 17 | 11 | 1 | — |
| Desocupados H..... | 6 | — | — | — | — | — | — | — | — | — | 6 |
| M..... | 1 | — | — | — | — | — | — | — | — | — | 1 |
| Total Papudo | 1.805 | 1.111 | 7 | 88 | 66 | 21 | 66 | 101 | 249 | 9 | 87 |

| PROVINCIA DE ACONCAGUA | Totales | Agricultura, silvicultura y pesca | Industrias extractivas | Industrias manufactureras | Edificación y construcción | Transportes y comunicaciones | Comercio | Hotelería y servicios personales | Servicios públicos y otros de interés general | Rentistas | Varios |
|------------------------------|---------------|-----------------------------------|------------------------|---------------------------|----------------------------|------------------------------|--------------|----------------------------------|---|------------|------------|
| Patrones H. | 1.311 | 256 | 11 | 257 | 32 | 38 | 543 | 32 | 91 | 51 | — |
| M. | 880 | 25 | 1 | 227 | — | 7 | 153 | 114 | 283 | 64 | 6 |
| Empleados H. | 647 | 116 | 2 | 61 | 18 | 41 | 101 | 7 | 295 | — | 7 |
| M. | 328 | 5 | — | 16 | 1 | 17 | 18 | 8 | 263 | — | — |
| Obreros H. | 2.911 | 1.262 | 26 | 715 | 195 | 114 | 52 | 67 | 487 | 2 | 1 |
| M. | 499 | 103 | 1 | 254 | 2 | 6 | 10 | 70 | 53 | — | — |
| Familiares H. | 4.338 | 1.163 | 32 | 711 | 125 | 151 | 603 | 135 | 1.134 | 76 | 239 |
| M. | 7.712 | 2.248 | 68 | 1.355 | 225 | 310 | 1.150 | 234 | 1.761 | 183 | 178 |
| Servidumbre H. | 60 | 5 | — | 31 | — | — | 6 | 9 | 8 | 1 | — |
| M. | 569 | 88 | 1 | 56 | 5 | 14 | 106 | 118 | 148 | 32 | 1 |
| Desocupados H. | 194 | — | — | — | — | 1 | — | — | — | — | 193 |
| M. | 211 | — | — | — | — | — | — | 1 | 1 | — | 209 |
| Total San Felipe ... | 19.660 | 5.270 | 142 | 3.683 | 605 | 699 | 2.742 | 785 | 4.624 | 408 | 804 |
| Patrones H. | 79 | 42 | — | 8 | — | 1 | 18 | 3 | — | 7 | — |
| M. | 21 | 4 | — | 5 | — | — | 2 | 5 | 4 | 1 | — |
| Empleados H. | 64 | 41 | — | 6 | — | 4 | 6 | — | 7 | — | — |
| M. | 8 | 1 | — | — | — | 2 | 1 | — | 4 | — | — |
| Obreros H. | 1.123 | 1.013 | 20 | 40 | 8 | 19 | 2 | — | 21 | — | — |
| M. | 150 | 130 | 4 | 11 | — | 1 | 2 | — | 1 | — | — |
| Familiares H. | 1.107 | 693 | 4 | 35 | — | 30 | 19 | 8 | 317 | 1 | — |
| M. | 1.562 | 1.169 | 4 | 56 | — | 42 | 40 | 8 | 223 | 2 | 8 |
| Servidumbre H. | 4 | 3 | — | — | — | — | — | — | 1 | — | — |
| M. | 63 | 38 | — | — | — | 4 | 14 | 2 | 5 | — | — |
| Desocupados H. | 23 | 1 | — | 1 | — | — | — | — | — | — | 21 |
| M. | 11 | — | — | — | — | — | — | — | 3 | — | 8 |
| Total Panquehue... | 4.205 | 3.135 | 32 | 162 | 8 | 103 | 104 | 27 | 586 | 11 | 37 |
| Patrones H. | 331 | 237 | — | 16 | 3 | 7 | 54 | 5 | 5 | 4 | — |
| M. | 77 | 5 | — | 35 | — | 1 | 16 | 19 | 1 | — | — |
| Empleados H. | 162 | 80 | 6 | 41 | 6 | 4 | 9 | 2 | 14 | — | — |
| M. | 43 | 2 | — | 3 | — | 6 | 8 | 1 | 23 | — | — |
| Obreros H. | 1.732 | 1.329 | 68 | 217 | 35 | 31 | 6 | 1 | 45 | — | — |
| M. | 87 | 76 | — | 7 | — | 2 | — | — | 3 | — | — |
| Familiares H. | 1.980 | 1.222 | 104 | 335 | 25 | 15 | 77 | 10 | 178 | 1 | 13 |
| M. | 3.160 | 2.129 | 164 | 425 | 20 | 45 | 96 | 22 | 238 | 2 | 18 |
| Servidumbre H. | 11 | 5 | — | 1 | — | — | 1 | 3 | 1 | — | — |
| M. | 166 | 68 | 2 | 19 | 1 | 2 | 48 | 8 | 18 | — | 19 |
| Desocupados H. | 19 | — | — | — | — | — | — | — | — | — | 8 |
| M. | 11 | — | — | — | — | — | 3 | — | — | — | — |
| Total Catemu | 7.779 | 5.152 | 344 | 1.100 | 90 | 113 | 318 | 71 | 526 | 7 | 58 |
| Patrones H. | 789 | 542 | 8 | 72 | 2 | 8 | 92 | 9 | 36 | 20 | — |
| M. | 473 | 47 | 2 | 95 | — | — | 72 | 34 | 220 | 3 | — |
| Empleados H. | 263 | 127 | 22 | 13 | 1 | 3 | 16 | 2 | 69 | — | — |
| M. | 79 | 4 | — | 1 | — | 7 | 8 | 1 | 58 | — | — |
| Obreros H. | 1.342 | 816 | 253 | 53 | 20 | 14 | 29 | 8 | 149 | — | — |
| M. | 71 | 41 | 4 | 9 | — | 1 | 3 | 2 | 10 | — | 1 |
| Familiares H. | 3.019 | 1.716 | 189 | 126 | 22 | 23 | 209 | 45 | 662 | 21 | 6 |
| M. | 4.677 | 2.581 | 377 | 257 | 45 | 47 | 312 | 44 | 963 | 36 | 15 |
| Servidumbre H. | 15 | 5 | — | — | — | — | 3 | — | 7 | — | — |
| M. | 185 | 49 | 6 | 12 | 2 | 1 | 19 | 20 | 75 | 1 | — |
| Desocupados H. | 169 | — | — | — | — | 2 | — | — | 8 | — | 159 |
| M. | 112 | — | — | — | — | — | — | — | — | — | 112 |
| Total Putaendo | 11.184 | 5.928 | 861 | 638 | 92 | 106 | 763 | 163 | 2.257 | 81 | 295 |
| Patrones H. | 478 | 298 | — | 33 | 2 | 2 | 113 | 7 | 14 | 9 | — |
| M. | 177 | 22 | — | 43 | 1 | — | 18 | 22 | 47 | 24 | — |
| Empleados H. | 118 | 78 | — | 5 | 1 | 1 | 9 | 1 | 22 | — | 1 |
| M. | 33 | 5 | 1 | — | — | 2 | 4 | — | 21 | — | — |
| Obreros H. | 1.170 | 1.015 | 1 | 41 | 25 | 6 | 6 | 3 | 71 | 1 | 1 |
| M. | 67 | 45 | — | 7 | — | — | 1 | 4 | 10 | — | — |
| Familiares H. | 1.554 | 668 | — | 24 | 8 | 4 | 108 | 25 | 707 | 9 | 1 |
| M. | 2.705 | 1.947 | 2 | 153 | 21 | 10 | 219 | 41 | 281 | 27 | 4 |
| Servidumbre H. | — | — | — | — | — | — | — | — | — | — | — |
| M. | 113 | 62 | — | 5 | — | — | 11 | 12 | 21 | 2 | — |
| Desocupados H. | 9 | — | — | — | — | — | — | — | — | — | 9 |
| M. | 53 | — | — | — | — | — | — | — | — | — | 53 |
| Total Sta. María | 6.477 | 4.140 | 4 | 311 | 58 | 25 | 489 | 115 | 1.194 | 72 | 69 |

| PROVINCIA DE ACONCAGUA | Totales | Agricultura, selvi- cultura y pesca | Industrias extracti- vas | Industrias manufac- tureras | Edificación y construc- ción | Transpor- tes y comu- nicaciones | Comer- cio | Hotelería y servicios personales | Servicios públicos y otros de interés general | Rentistas | Varios |
|---|----------------|-------------------------------------|--------------------------|-----------------------------|------------------------------|----------------------------------|--------------|----------------------------------|---|--------------|--------------|
| Patrones H. | 1.032 | 80 | 1 | 212 | 36 | 76 | 424 | 62 | 86 | 56 | — |
| M. | 567 | 4 | — | 197 | — | — | 82 | 112 | 131 | 41 | — |
| Empleados H. | 776 | 57 | 5 | 117 | 25 | 146 | 137 | 16 | 271 | — | 2 |
| M. | 272 | 1 | — | 30 | 1 | 22 | 42 | 12 | 164 | — | — |
| Obreros H. | 3.296 | 710 | 19 | 711 | 316 | 381 | 96 | 96 | 966 | 9 | 2 |
| M. | 438 | 31 | — | 291 | 2 | 12 | 18 | 45 | 39 | — | — |
| Familiares H. | 3.500 | 622 | 8 | 695 | 166 | 400 | 425 | 166 | 965 | 29 | 24 |
| M. | 7.096 | 1.231 | 19 | 1.414 | 359 | 754 | 969 | 302 | 1.732 | 123 | 112 |
| Servidumbre H. | 45 | 6 | — | 4 | 1 | 3 | 16 | 12 | 3 | — | — |
| M. | 632 | 71 | — | 62 | 13 | 23 | 138 | 160 | 159 | 16 | — |
| Desocupados H. | 240 | — | 1 | — | — | — | — | — | — | — | 239 |
| M. | 163 | — | — | — | — | — | — | — | — | — | 160 |
| Total Los Andes | 17.964 | 2.813 | 53 | 3.733 | 910 | 1.817 | 2.347 | 973 | 4.505 | 274 | 539 |
| Patrones H. | 244 | 145 | 1 | 24 | 4 | 2 | 55 | 2 | 5 | 6 | — |
| M. | 114 | 14 | — | 17 | — | — | 10 | 16 | 62 | 5 | — |
| Empleados H. | 84 | 59 | — | 4 | 1 | — | 10 | — | 11 | — | — |
| M. | 16 | 1 | — | 2 | — | — | 3 | 1 | 8 | — | — |
| Obreros H. | 1.106 | 1.019 | — | 38 | 6 | 2 | 7 | 1 | 33 | — | — |
| M. | 72 | 63 | — | 5 | — | — | — | 2 | 2 | — | — |
| Familiares H. | 1.238 | 941 | — | 55 | 4 | — | 62 | 16 | 151 | 4 | 5 |
| M. | 2.253 | 1.693 | 1 | 133 | 13 | 5 | 128 | 24 | 227 | 18 | 11 |
| Servidumbre H. | 21 | 13 | — | — | — | — | 4 | 1 | 3 | — | — |
| M. | 75 | 47 | — | 1 | 2 | 1 | 3 | 12 | 7 | 2 | — |
| Desocupados H. | 21 | — | — | — | — | — | — | — | — | — | 21 |
| M. | 7 | — | — | — | — | — | — | — | 1 | — | 6 |
| Total Calle Larga | 5.251 | 3.994 | 2 | 279 | 30 | 11 | 282 | 75 | 500 | 35 | 43 |
| Patrones H. | 156 | 87 | — | 11 | 2 | 6 | 41 | 2 | 1 | 6 | — |
| M. | 68 | 7 | — | 10 | — | — | 12 | 9 | 24 | 6 | — |
| Empleados H. | 54 | 24 | 16 | 2 | — | — | 1 | — | 11 | — | — |
| M. | 14 | 3 | 1 | — | — | — | — | — | 8 | — | — |
| Obreros H. | 759 | 519 | 188 | 11 | 9 | 7 | 7 | — | 18 | — | — |
| M. | 29 | 19 | 1 | 5 | — | — | — | — | 4 | — | — |
| Familiares H. | 932 | 580 | 147 | 13 | 2 | 8 | 52 | 15 | 105 | 8 | 2 |
| M. | 1.570 | 927 | 265 | 42 | 8 | 14 | 84 | 16 | 126 | 16 | 2 |
| Servidumbre H. | 5 | 2 | — | — | — | — | 3 | — | — | — | — |
| M. | 60 | 33 | 1 | 2 | 1 | — | 6 | 7 | 5 | 2 | — |
| Desocupados H. | 10 | — | — | — | — | — | — | — | — | — | 3 |
| M. | 4 | — | — | — | — | — | — | — | — | — | 10 |
| Total Rinconada | 3.591 | 2.201 | 619 | 96 | 22 | 36 | 205 | 50 | 302 | 58 | 21 |
| Patrones H. | 379 | 283 | — | 15 | — | 6 | 62 | 4 | 7 | 2 | — |
| M. | 129 | 27 | — | 22 | — | — | 18 | 11 | 47 | 4 | — |
| Empleados H. | 154 | 106 | 3 | 5 | 26 | 2 | 1 | — | 11 | — | — |
| M. | 21 | 2 | — | — | — | — | 2 | — | 2 | — | — |
| Obreros H. | 1.831 | 1.161 | 29 | 188 | 409 | 7 | 7 | — | 28 | — | — |
| M. | 46 | 33 | — | 4 | — | — | — | — | 2 | — | — |
| Familiares H. | 1.968 | 1.574 | 1 | 49 | 32 | 9 | 70 | 20 | 206 | 3 | 4 |
| M. | 3.268 | 2.633 | — | 112 | 68 | 18 | 129 | 22 | 256 | 2 | 8 |
| Servidumbre H. | 18 | 13 | — | — | — | — | — | — | — | — | — |
| M. | 105 | 82 | — | — | 2 | — | 11 | 3 | 7 | — | — |
| Desocupados H. | 18 | — | — | — | — | — | — | — | — | — | 18 |
| M. | 4 | — | — | — | — | — | — | — | — | — | 4 |
| Total San Esteban | 7.941 | 5.934 | 33 | 398 | 539 | 44 | 304 | 66 | 578 | 11 | 34 |
| Patrones H. | 7.244 | 3.691 | 32 | 835 | 100 | 189 | 1.773 | 153 | 275 | 196 | — |
| M. | 3.355 | 1.955 | 5 | 910 | 1 | 11 | 538 | 482 | 1.003 | 204 | 6 |
| Empleados H. | 2.988 | 1.020 | 87 | 282 | 88 | 266 | 352 | 37 | 845 | — | 11 |
| M. | 999 | 26 | 3 | 66 | 2 | 76 | 117 | 34 | 675 | — | — |
| Obreros H. | 21.143 | 13.004 | 1.307 | 2.189 | 1.191 | 916 | 241 | 215 | 2.062 | 14 | 4 |
| M. | 1.701 | 708 | 12 | 625 | 4 | 23 | 44 | 142 | 142 | — | 1 |
| Familiares H. | 27.818 | 14.381 | 789 | 2.439 | 466 | 904 | 2.079 | 605 | 5.635 | 207 | 313 |
| M. | 48.653 | 25.232 | 1.482 | 4.668 | 927 | 1.703 | 3.944 | 972 | 7.705 | 502 | 518 |
| Servidumbre H. | 217 | 59 | — | 39 | 3 | 7 | 40 | 32 | 34 | 3 | — |
| M. | 2.510 | 704 | 24 | 181 | 28 | 54 | 446 | 467 | 527 | 74 | 5 |
| Desocupados H. | 815 | 1 | 1 | 1 | — | — | — | — | 8 | — | 801 |
| M. | 606 | 5 | — | — | — | 3 | 3 | 1 | 6 | — | 591 |
| Total Provincia de Aconcagua | 118.049 | 60.026 | 3.742 | 12.235 | 2.810 | 4.152 | 9.577 | 3.140 | 18.917 | 1.200 | 2.250 |
| Patrones | 10.598 | 3.886 | 37 | 1.745 | 101 | 200 | 2.311 | 635 | 1.278 | 400 | 6 |
| Empleados | 3.987 | 1.046 | 90 | 348 | 90 | 342 | 469 | 71 | 1.520 | — | 11 |
| Obreros | 22.844 | 13.712 | 1.319 | 2.814 | 1.195 | 939 | 285 | 357 | 2.204 | 14 | 5 |
| Familiares | 76.471 | 40.613 | 2.271 | 7.107 | 1.393 | 2.607 | 6.023 | 1.577 | 13.340 | 709 | 831 |
| Servidumbre | 2.727 | 763 | 24 | 220 | 31 | 61 | 486 | 499 | 561 | 77 | 5 |
| Desocupados | 1.421 | 6 | 1 | 1 | — | 3 | 3 | 1 | 14 | — | 1.392 |
| Total general Aconcagua | 118.049 | 60.026 | 3.742 | 12.235 | 2.810 | 4.152 | 9.577 | 3.140 | 18.917 | 1.200 | 2.250 |

ACTIVIDADES POR SEXO, SITUACION Y COMUNAS.

| PROVINCIA DE VALPARAISO | | Totales | Agricultura, selvi- cultura y pesca | Industrias extracti- vas | Industrias manufac- tureras | Edificación y construc- ción | Transpor- tes y comu- nicaciones | Comer- cio | Hotelería y servicios perso- nales | Servicios públicos y otros de interés general | Rentistas | Varios |
|-------------------------|---------|---------------|-------------------------------------|--------------------------|-----------------------------|------------------------------|----------------------------------|--------------|------------------------------------|---|------------|------------|
| Patrones | H. | 1.741 | 401 | 6 | 337 | 27 | 65 | 653 | 32 | 57 | 162 | — |
| | M. | 820 | 7 | 3 | 212 | — | — | 135 | 135 | 229 | 98 | — |
| Empleados | H. | 751 | 98 | 30 | 77 | 10 | 46 | 177 | 12 | 251 | — | — |
| | M. | 270 | 4 | 4 | 27 | — | 10 | 44 | 9 | 172 | — | — |
| Obreros | H. | 4.251 | 2.293 | 206 | 674 | 232 | 142 | 103 | 85 | 536 | 11 | 2 |
| | M. | 465 | 213 | 1 | 155 | — | 5 | 13 | 47 | 39 | — | 1 |
| Familiares | H. | 5.532 | 1.828 | 110 | 793 | 216 | 214 | 763 | 133 | 1.076 | 141 | 248 |
| | M. | 9.364 | 3.391 | 217 | 1.536 | 349 | 413 | 1.617 | 221 | 1.774 | 396 | 150 |
| Servidumbre | H. | — | 2 | — | — | — | — | — | — | — | — | — |
| | M. | 774 | 136 | 8 | 54 | 9 | 15 | 150 | 137 | 181 | 79 | 5 |
| Desocupados | H. | 215 | — | — | — | — | — | — | — | 1 | — | 214 |
| | M. | 126 | — | — | 1 | — | 1 | — | — | — | — | 124 |
| Total Quillota | | 24.891 | 8.373 | 583 | 3.856 | 843 | 912 | 3.558 | 816 | 4.307 | 887 | 744 |
| Patrones | H. | 1.071 | 879 | — | 28 | 6 | 7 | 127 | 12 | 6 | 6 | — |
| | M. | 204 | 59 | — | 30 | — | — | 49 | 16 | 42 | 8 | — |
| Empleados | H. | 313 | 207 | 3 | 1 | 9 | 11 | 4 | 2 | 76 | — | — |
| | M. | 37 | 3 | — | — | — | 3 | 6 | 3 | 22 | — | — |
| Obreros | H. | 1.680 | 1.089 | 19 | 61 | 70 | 30 | 23 | 14 | 273 | 1 | — |
| | M. | 130 | 110 | — | 9 | — | 2 | 3 | 2 | 4 | — | — |
| Familiares | H. | 2.466 | 1.800 | 1 | 118 | 101 | 17 | 113 | 54 | 266 | 9 | 6 |
| | M. | 4.271 | 2.962 | 11 | 151 | 127 | 43 | 220 | 66 | 668 | 21 | 12 |
| Servidumbre | H. | 102 | 56 | — | 4 | 5 | — | 11 | 5 | 20 | 3 | — |
| | M. | 19 | — | — | — | — | — | — | — | — | — | 19 |
| Desocupados | H. | 4 | — | — | — | — | — | — | — | — | — | 4 |
| | M. | — | — | — | — | — | — | — | — | — | — | — |
| Total Quintero | | 10.196 | 7.166 | 34 | 402 | 316 | 113 | 656 | 144 | 1.377 | 48 | 41 |
| Patrones | H. | 500 | 184 | 10 | 66 | 5 | 25 | 176 | 8 | 11 | 16 | — |
| | M. | 173 | 5 | — | 55 | 1 | 1 | 45 | 47 | 10 | 10 | — |
| Empleados | H. | 188 | 57 | 60 | 16 | 2 | 9 | 13 | 1 | 30 | — | — |
| | M. | 36 | 6 | — | 2 | — | 2 | 3 | 1 | 21 | — | — |
| Obreros | H. | 3.637 | 1.369 | 1.281 | 181 | 35 | 47 | 25 | 6 | 86 | 3 | 4 |
| | M. | 128 | 63 | 3 | 42 | — | 4 | 1 | 4 | 11 | — | — |
| Familiares | H. | 2.850 | 1.169 | 890 | 16 | 7 | 53 | 203 | 35 | 295 | 18 | 10 |
| | M. | 6.470 | 2.163 | 1.772 | 357 | 40 | 125 | 421 | 78 | 445 | 40 | 29 |
| Servidumbre | H. | 5 | 5 | — | — | — | — | — | — | — | — | — |
| | M. | 153 | 61 | 19 | 8 | 1 | 7 | 27 | 30 | 8 | 2 | — |
| Desocupados | H. | 47 | — | — | 1 | — | — | — | — | — | — | 46 |
| | M. | 12 | — | — | — | — | — | — | — | — | — | 12 |
| Total Nogales | | 12.598 | 5.072 | 4.035 | 896 | 90 | 278 | 911 | 210 | 917 | 89 | 101 |
| Patrones | H. | 356 | 248 | 1 | 25 | 3 | 3 | 62 | 1 | 6 | 7 | — |
| | M. | 108 | 13 | — | 19 | — | — | 28 | 11 | 30 | 7 | — |
| Empleados | H. | 94 | 71 | 1 | 6 | 1 | 2 | 3 | 1 | 9 | — | — |
| | M. | 21 | 2 | — | 1 | — | 2 | 4 | — | 12 | — | — |
| Obreros | H. | 1.017 | 847 | 35 | 94 | 12 | 2 | 2 | 3 | 22 | — | — |
| | M. | 118 | 75 | 2 | 34 | — | — | 1 | — | 6 | — | — |
| Familiares | H. | 1.069 | 786 | 25 | 75 | 7 | 2 | 66 | 11 | 94 | 3 | — |
| | M. | 2.059 | 1.454 | 42 | 181 | 16 | 11 | 135 | 14 | 156 | 74 | 7 |
| Servidumbre | H. | 12 | 6 | — | — | — | — | — | — | — | — | 6 |
| | M. | 89 | 34 | — | 3 | — | — | 8 | 37 | 6 | 1 | — |
| Desocupados | H. | 14 | — | — | — | — | — | — | — | — | — | 14 |
| | M. | 7 | — | — | — | — | — | 1 | — | — | — | 6 |
| Total Hijuelas | | 4.964 | 3.566 | 105 | 438 | 38 | 22 | 310 | 78 | 341 | 32 | 33 |
| Patrones | H. | 339 | 38 | 1 | 62 | 3 | 10 | 178 | 14 | 1 | 32 | — |
| | M. | 188 | — | — | 71 | — | — | 67 | 43 | 1 | 6 | — |
| Empleados | H. | 218 | 39 | 5 | 44 | 1 | 52 | 40 | 6 | 31 | — | — |
| | M. | 76 | 3 | — | 8 | — | 8 | 21 | 5 | 31 | — | — |
| Obreros | H. | 1.975 | 1.312 | 24 | 337 | 27 | 175 | 20 | 12 | 65 | 1 | 1 |
| | M. | 339 | 141 | — | 174 | — | 4 | 3 | 6 | 11 | — | — |
| Familiares | H. | 2.207 | 1.080 | 27 | 335 | 29 | 239 | 223 | 45 | 191 | 34 | 14 |
| | M. | 3.675 | 1.768 | 42 | 692 | 52 | 327 | 405 | 77 | 327 | 63 | 17 |
| Servidumbre | H. | 10 | 4 | — | 2 | — | — | 2 | 1 | 1 | — | — |
| | M. | 168 | 46 | 1 | 27 | — | 8 | 38 | 32 | 12 | 2 | — |
| Desocupados | H. | 40 | 1 | — | — | — | — | — | — | — | — | 39 |
| | M. | 10 | — | — | — | — | 1 | — | — | — | — | 9 |
| Total Llay-Llay | | 9.245 | 4.434 | 100 | 1.652 | 112 | 814 | 997 | 240 | 672 | 144 | 80 |

| PROVINCIA DE VALPARAISO | | Totales | Agricultura, selvi- cultura y pesca | Industrias extracti- vas | Industrias manufac- tureras | Edificación y construc- ción | Transpor- tes y comu- nicaciones | Comer- cio | Hotelería y servicios persona- les | Servicios públicos y otros de interés general | Rentistas | Varios |
|---------------------------|--------|----------------|-------------------------------------|--------------------------|-----------------------------|------------------------------|----------------------------------|---------------|------------------------------------|---|--------------|---------------|
| Patrones | H..... | 593 | 58 | 4 | 119 | 6 | 22 | 266 | 45 | 20 | 53 | — |
| | M..... | 353 | 5 | 1 | 110 | 1 | 2 | 66 | 94 | 60 | 13 | 1 |
| Empleados | H..... | 341 | 31 | 92 | 36 | 1 | 70 | 44 | 6 | 59 | — | 2 |
| | M..... | 96 | — | 7 | 14 | — | 8 | 16 | 10 | 41 | — | — |
| Obreros | H..... | 2.743 | 628 | 941 | 545 | 66 | 348 | 63 | 33 | 114 | 2 | 3 |
| | M..... | 230 | 44 | 11 | 121 | — | 4 | 9 | 32 | 8 | 1 | — |
| Familiares | H..... | 2.961 | 537 | 868 | 433 | 35 | 292 | 266 | 93 | 376 | 37 | 24 |
| | M..... | 6.542 | 922 | 1.703 | 857 | 75 | 633 | 549 | 154 | 513 | 79 | 57 |
| Servidumbre | H..... | 27 | 5 | 4 | 2 | — | 3 | 4 | 9 | — | — | 11 |
| | M..... | 338 | 83 | 35 | 39 | — | 16 | 50 | 78 | 23 | 3 | 11 |
| Desocupados | H..... | 66 | 1 | — | — | — | — | — | — | — | — | 65 |
| | M..... | 13 | — | 1 | — | — | — | 1 | — | 2 | — | 9 |
| Total Calera | | 13.393 | 2.314 | 3.667 | 2.276 | 184 | 1.398 | 1.334 | 554 | 1.216 | 188 | 172 |
| Patrones | H..... | 319 | 92 | 1 | 33 | 1 | 10 | 147 | 7 | 9 | 19 | — |
| | M..... | 116 | — | — | 23 | — | — | 24 | 15 | 47 | 7 | — |
| Empleados | H..... | 159 | 65 | 5 | 10 | 3 | 10 | 25 | 10 | 30 | — | 1 |
| | M..... | 25 | 2 | — | 1 | — | 2 | 4 | — | 15 | 1 | — |
| Obreros | H..... | 1.049 | 835 | 66 | 38 | 5 | 30 | 26 | 2 | 41 | 1 | 5 |
| | M..... | 104 | 93 | 2 | 3 | — | 1 | 2 | 1 | 2 | — | — |
| Familiares | H..... | 1.465 | 887 | 36 | 101 | 21 | 34 | 160 | 20 | 185 | 18 | 3 |
| | M..... | 2.634 | 1.422 | 98 | 159 | 36 | 68 | 376 | 53 | 361 | 53 | 8 |
| Servidumbre | H..... | 19 | 7 | — | — | — | — | 9 | 3 | — | — | — |
| | M..... | 119 | 71 | 2 | 1 | — | — | 14 | 13 | 15 | 3 | — |
| Desocupados | H..... | 11 | — | — | — | — | — | — | — | — | — | 11 |
| | M..... | — | — | — | — | — | — | — | — | — | — | — |
| Total La Cruz | | 6.020 | 3.474 | 210 | 369 | 66 | 155 | 787 | 124 | 705 | 102 | 28 |
| Patrones | H..... | 11.635 | 353 | 15 | 2.419 | 240 | 545 | 5.078 | 552 | 988 | 1.364 | 81 |
| | M..... | 8.171 | 5 | 8 | 2.607 | 3 | 22 | 1.229 | 1.359 | 2.262 | 655 | 21 |
| Empleados | H..... | 10.324 | 73 | 102 | 1.344 | 74 | 1.279 | 2.901 | 376 | 4.058 | 101 | 76 |
| | M..... | 3.723 | 1 | 12 | 381 | 3 | 181 | 936 | 190 | 2.007 | 5 | 1 |
| Obreros | H..... | 34.913 | 978 | 270 | 11.424 | 2.380 | 5.931 | 2.263 | 1.769 | 9.615 | 174 | 119 |
| | M..... | 6.628 | 30 | 13 | 4.176 | 10 | 133 | 629 | 832 | 788 | 3 | 14 |
| Familiares | H..... | 42.011 | 1.054 | 210 | 9.705 | 1.511 | 5.373 | 5.629 | 2.251 | 13.355 | 1.014 | 1.929 |
| | M..... | 86.716 | 2.046 | 548 | 20.762 | 3.168 | 11.153 | 13.438 | 4.301 | 26.042 | 3.124 | 2.144 |
| Servidumbre | H..... | 108 | — | — | 2 | 1 | 9 | 12 | 51 | 29 | 4 | — |
| | M..... | 5.613 | 46 | 31 | 530 | 32 | 260 | 1.215 | 1.659 | 1.364 | 298 | 178 |
| Desocupados | H..... | 3.704 | — | — | 2 | 3 | 12 | 1 | 5 | 29 | 2 | 3.650 |
| | M..... | 2.068 | — | — | 4 | 3 | 2 | 5 | 2 | 17 | 3 | 2.032 |
| Total Valparaíso | | 215.614 | 4.586 | 1.209 | 53.356 | 7.418 | 24.900 | 33.336 | 13.337 | 60.534 | 6.747 | 10.191 |
| Patrones | H..... | 3.925 | 243 | 3 | 761 | 168 | 293 | 1.518 | 171 | 326 | 440 | 2 |
| | M..... | 2.345 | 10 | 1 | 600 | — | 6 | 307 | 393 | 665 | 359 | 4 |
| Empleados | H..... | 3.661 | 56 | 62 | 689 | 49 | 215 | 913 | 403 | 1.267 | 4 | 3 |
| | M..... | 1.245 | 5 | 10 | 142 | — | 46 | 241 | 98 | 694 | 8 | — |
| Obreros | H..... | 10.691 | 746 | 95 | 4.033 | 1.466 | 608 | 516 | 1.184 | 1.986 | 42 | 15 |
| | M..... | 1.705 | 22 | 2 | 1.157 | 5 | 7 | 54 | 295 | 157 | 4 | 2 |
| Familiares | H..... | 12.833 | 593 | 101 | 3.321 | 1.032 | 724 | 1.707 | 1.107 | 3.746 | 286 | 216 |
| | M..... | 27.469 | 1.293 | 215 | 7.260 | 2.103 | 1.607 | 4.106 | 2.282 | 7.116 | 920 | 567 |
| Servidumbre | H..... | 93 | 3 | 2 | 12 | — | — | 18 | 28 | 23 | 7 | — |
| | M..... | 4.489 | 140 | 59 | 444 | 80 | 106 | 1.096 | 779 | 1.276 | 491 | 16 |
| Desocupados | H..... | 945 | — | — | — | — | — | — | — | 5 | — | 940 |
| | M..... | 612 | — | — | — | — | — | — | — | — | — | 612 |
| Total Viña del Mar | | 70.013 | 3.111 | 550 | 18.419 | 4.903 | 3.612 | 10.478 | 6.740 | 17.261 | 2.561 | 2.378 |
| Patrones | H..... | 1.249 | 516 | 6 | 133 | 22 | 47 | 384 | 35 | 45 | 51 | — |
| | M..... | 588 | 21 | — | 118 | — | 6 | 83 | 73 | 211 | 73 | 4 |
| Empleados | H..... | 565 | 143 | 10 | 85 | 6 | 27 | 58 | 5 | 230 | 1 | — |
| | M..... | 176 | 7 | 1 | 6 | — | 10 | 27 | 4 | 120 | — | — |
| Obreros | H..... | 4.583 | 1.868 | 199 | 623 | 146 | 141 | 49 | 40 | 1.503 | 14 | — |
| | M..... | 179 | 88 | — | 50 | 1 | 1 | 6 | 19 | 14 | — | — |
| Familiares | H..... | 4.151 | 1.761 | 94 | 572 | 115 | 151 | 397 | 94 | 885 | 64 | 18 |
| | M..... | 7.851 | 3.271 | 155 | 1.201 | 244 | 330 | 742 | 168 | 1.248 | 242 | 250 |
| Servidumbre | H..... | 1 | — | — | — | — | — | — | — | — | — | — |
| | M..... | 446 | 98 | 2 | 41 | 3 | 10 | 77 | 85 | 101 | 29 | — |
| Desocupados | H..... | 74 | — | — | — | — | — | — | — | — | — | 74 |
| | M..... | 106 | — | — | — | — | — | — | — | — | — | 106 |
| Total Limache | | 19.969 | 7.773 | 468 | 2.829 | 538 | 722 | 1.823 | 523 | 4.357 | 484 | 452 |

| PROVINCIA DE VALPARAISO | | Totales | Agricultura, silvicultura y pesca | Industrias extractivas | Industrias manufactureras | Edificación y construcción | Transportes y comunicaciones | Comercio | Hotelería y servicios personales | Servicios públicos y otros de interés general | Rentistas | Varios |
|--------------------------------------|---------|----------------|-----------------------------------|------------------------|---------------------------|----------------------------|------------------------------|---------------|----------------------------------|---|---------------|---------------|
| Patrones | H. | 1.040 | 243 | — | 161 | 41 | 31 | 368 | 29 | 67 | 100 | — |
| | M. | 492 | 10 | 1 | 127 | — | — | 58 | 112 | 120 | 63 | 1 |
| Empleados | H. | 686 | 119 | 4 | 92 | 10 | 41 | 190 | 12 | 217 | 1 | — |
| | M. | 199 | 6 | — | 20 | — | 12 | 45 | 2 | 112 | 2 | — |
| Obreros | H. | 2.494 | 912 | 62 | 699 | 317 | 84 | 47 | 122 | 234 | 17 | — |
| | M. | 157 | 28 | — | 97 | — | 2 | 3 | 9 | 17 | 1 | — |
| Familiares | H. | 3.375 | 772 | 44 | 692 | 278 | 123 | 410 | 150 | 718 | 87 | 101 |
| | M. | 6.294 | 1.438 | 84 | 1.371 | 497 | 241 | 957 | 249 | 1.198 | 227 | 32 |
| Servidumbre | H. | 25 | 2 | — | 5 | — | — | 5 | — | 4 | — | — |
| | M. | 622 | 33 | 4 | 62 | 12 | 31 | 170 | 91 | 158 | 61 | — |
| Desocupados | H. | 30 | — | — | — | — | — | — | — | — | — | 30 |
| | M. | 61 | — | — | — | — | — | — | — | — | — | 61 |
| Total Quilpué | | 15.475 | 5.563 | 199 | 3.326 | 1.155 | 565 | 2.253 | 785 | 2.845 | 559 | 225 |
| Patrones | H. | 817 | 568 | 2 | 51 | 11 | 11 | 139 | 7 | 17 | 11 | — |
| | M. | 153 | 6 | — | 23 | — | — | 33 | 58 | 24 | 9 | — |
| Empleados | H. | 735 | 626 | 2 | 15 | 1 | 3 | 17 | 14 | 60 | — | — |
| | M. | 58 | 1 | — | 5 | — | 4 | 6 | 6 | 36 | — | — |
| Obreros | H. | 2.585 | 2.100 | 53 | 73 | 159 | 27 | 25 | 31 | 117 | — | — |
| | M. | 190 | 165 | — | 6 | — | 1 | 2 | 13 | 3 | — | — |
| Familiares | H. | 3.280 | 2.281 | 17 | 123 | 57 | 31 | 154 | 71 | 516 | 8 | 22 |
| | M. | 5.717 | 4.069 | 39 | 217 | 105 | 63 | 288 | 106 | 785 | 21 | 24 |
| Servidumbre | H. | 6 | 3 | — | — | — | — | 2 | 1 | — | — | — |
| | M. | 249 | 117 | — | 7 | 3 | 1 | 40 | 33 | 44 | 4 | — |
| Desocupados | H. | 78 | — | — | — | — | — | — | — | — | — | 78 |
| | M. | 21 | — | — | — | — | — | — | — | — | — | 21 |
| Total Casablanca | | 15.889 | 9.936 | 113 | 517 | 336 | 141 | 706 | 340 | 1.602 | 53 | 145 |
| Patrones | H. | 617 | 84 | 1 | 112 | 26 | 16 | 210 | 25 | 31 | 112 | — |
| | M. | 352 | 9 | — | 71 | — | — | 31 | 74 | 84 | 63 | — |
| Empleados | H. | 497 | 45 | 7 | 41 | 8 | 49 | 149 | 20 | 177 | 1 | 2 |
| | M. | 163 | 3 | — | 13 | — | 16 | 15 | 6 | 97 | 1 | — |
| Obreros | H. | 996 | 348 | 15 | 156 | 137 | 45 | 52 | 69 | 162 | 12 | — |
| | M. | 52 | 5 | — | 16 | — | 2 | 4 | 7 | 16 | 1 | — |
| Familiares | H. | 1.982 | 264 | 23 | 218 | 99 | 99 | 296 | 95 | 571 | 76 | 241 |
| | M. | 3.610 | 615 | 22 | 466 | 226 | 213 | 671 | 208 | 918 | 237 | 44 |
| Servidumbre | H. | 3 | — | — | — | — | — | 1 | — | 2 | — | — |
| | M. | 413 | 22 | 2 | 23 | 6 | 14 | 123 | 47 | 115 | 48 | 13 |
| Desocupados | H. | 165 | — | — | — | — | — | — | — | 1 | — | 164 |
| | M. | 178 | — | — | 1 | — | 1 | — | — | — | — | 176 |
| Total Villa Alemana | | 8.888 | 1.295 | 70 | 1.107 | 503 | 455 | 1.552 | 551 | 2.174 | 550 | 651 |
| Patrones | H. | 24.202 | 3.907 | 50 | 4.307 | 559 | 1.086 | 9.306 | 938 | 1.584 | 2.382 | 83 |
| | M. | 14.043 | 150 | 14 | 4.066 | 4 | 36 | 2.156 | 2.430 | 3.785 | 1.371 | 31 |
| Empleados | H. | 18.512 | 1.630 | 383 | 2.433 | 175 | 1.814 | 4.534 | 867 | 6.525 | 108 | 23 |
| | M. | 6.114 | 43 | 34 | 630 | 4 | 304 | 1.368 | 334 | 3.380 | 17 | 10 |
| Obreros | H. | 71.914 | 15.325 | 3.266 | 18.938 | 5.052 | 7.610 | 3.211 | 3.360 | 14.725 | 278 | 149 |
| | M. | 10.425 | 1.077 | 34 | 6.040 | 17 | 166 | 730 | 1.267 | 1.057 | 19 | 17 |
| Familiares | H. | 86.181 | 14.812 | 2.446 | 16.654 | 3.508 | 7.347 | 10.389 | 4.144 | 22.254 | 1.795 | 2.832 |
| | M. | 171.172 | 26.744 | 4.948 | 35.100 | 7.027 | 15.227 | 23.825 | 7.967 | 41.551 | 5.442 | 3.341 |
| Servidumbre | H. | 211 | 37 | 7 | 23 | 1 | 12 | 53 | 102 | 89 | 11 | 6 |
| | M. | 13.575 | 935 | 163 | 1.243 | 149 | 468 | 3.021 | 3.026 | 3.323 | 1.024 | 223 |
| Desocupados | H. | 5.398 | 2 | — | 3 | 3 | 12 | — | 5 | 36 | 2 | 5.334 |
| | M. | 3.218 | — | 1 | 6 | 3 | 5 | 7 | 2 | 19 | 3 | 3.172 |
| Total Provincia de Valparaíso | | 425.065 | 64.662 | 11.346 | 89.453 | 16.502 | 34.087 | 58.601 | 24.442 | 98.308 | 12.443 | 15.221 |
| Patrones | | 38.245 | 4.057 | 64 | 8.373 | 563 | 1.122 | 11.462 | 3.368 | 5.369 | 3.753 | 114 |
| Empleados | | 24.626 | 1.673 | 417 | 3.073 | 179 | 2.118 | 5.902 | 1.201 | 9.905 | 125 | 33 |
| Obreros | | 82.339 | 16.402 | 3.300 | 24.978 | 5.069 | 7.776 | 3.941 | 4.627 | 15.792 | 288 | 166 |
| Familiares | | 257.353 | 41.556 | 7.394 | 51.754 | 10.535 | 22.574 | 34.214 | 12.111 | 63.803 | 7.237 | 6.173 |
| Servidumbre | | 13.886 | 972 | 170 | 1.266 | 150 | 480 | 3.074 | 3.128 | 3.382 | 1.035 | 229 |
| Desocupados | | 8.616 | 2 | 1 | 9 | 6 | 17 | 8 | 7 | 56 | 5 | 8.506 |
| Total general Valparaíso | | 425.065 | 64.662 | 11.346 | 89.453 | 16.502 | 34.087 | 58.601 | 24.442 | 98.308 | 12.443 | 15.221 |

ACTIVIDADES POR SEXO, SITUACION Y COMUNAS.—PROVINCIA DE SANTIAGO

| ACTIVIDADES | Totales | Agricultura, selvicultura y pesca | Industrias extractivas | Industrias manufactureras | Edificación y construcción | Transportes y comunicaciones | Comercio | Hotelería y servicios personales | Servicios públicos y otros de interés general | Rentistas | Varios |
|-------------------------|----------------|-----------------------------------|------------------------|---------------------------|----------------------------|------------------------------|----------------|----------------------------------|---|---------------|---------------|
| Patrones H..... | 41.790 | 1.114 | 65 | 9.225 | 1.257 | 1.807 | 17.271 | 1.852 | 4.987 | 4.102 | 100 |
| Patrones M..... | 29.018 | 71 | 11 | 9.235 | 90 | 89 | 5.061 | 4.118 | 6.964 | 3.327 | 32 |
| Empleados H..... | 37.825 | 280 | 256 | 6.114 | 655 | 3.024 | 10.455 | 1.425 | 15.529 | 39 | 48 |
| Empleados M..... | 18.837 | 21 | 54 | 1.673 | 39 | 727 | 3.890 | 729 | 10.418 | 61 | 1.225 |
| Obreros H..... | 80.385 | 763 | 332 | 39.152 | 8.005 | 7.673 | 5.330 | 5.716 | 13.068 | 154 | 193 |
| Obreros M..... | 23.230 | 97 | 20 | 16.305 | 76 | 194 | 1.258 | 2.940 | 2.268 | 30 | 42 |
| Familiares H..... | 113.525 | 1.496 | 385 | 31.860 | 5.590 | 8.205 | 18.664 | 6.658 | 31.499 | 3.369 | 5.797 |
| Familiares M..... | 241.108 | 3.561 | 868 | 68.908 | 11.844 | 18.009 | 43.798 | 13.902 | 62.585 | 9.820 | 7.813 |
| Servidumbre H..... | 1.321 | 78 | 6 | 105 | 13 | 25 | 211 | 336 | 406 | 123 | 18 |
| Servidumbre M..... | 33.541 | 1.552 | 181 | 4.216 | 562 | 779 | 6.563 | 5.260 | 10.613 | 3.641 | 274 |
| Desocupados H..... | 11.940 | 1 | — | 11 | 1 | 12 | — | 3 | 32 | 3 | 11.877 |
| Desocupados M..... | 6.925 | — | — | 14 | 4 | 8 | 1 | 15 | 19 | — | 6.864 |
| Santiago..... | 639.546 | 9.036 | 2.178 | 186.818 | 28.136 | 40.552 | 112.502 | 42.964 | 153.588 | 24.669 | 34.303 |
| Patrones H..... | 1.619 | 96 | 1 | 338 | 79 | 138 | 641 | 101 | 100 | 123 | 3 |
| Patrones M..... | 1.314 | 4 | 1 | 458 | 1 | 7 | 210 | 354 | 243 | 36 | 1 |
| Empleados H..... | 769 | 68 | 2 | 105 | 19 | 80 | 323 | 24 | 187 | 1 | — |
| Empleados M..... | 222 | 4 | — | 21 | — | 8 | 79 | 9 | 101 | — | — |
| Obreros H..... | 6.436 | 946 | 39 | 2.123 | 1.301 | 413 | 286 | 400 | 916 | 8 | 4 |
| Obreros M..... | 1.169 | 126 | 2 | 769 | 6 | 9 | 66 | 123 | 66 | 2 | — |
| Familiares H..... | 8.239 | 674 | 21 | 2.102 | 1.010 | 502 | 1.077 | 564 | 1.979 | 106 | 204 |
| Familiares M..... | 14.671 | 1.383 | 60 | 4.035 | 1.996 | 960 | 2.172 | 794 | 2.603 | 279 | 389 |
| Servidumbre H..... | 26 | 3 | — | 1 | — | — | 8 | 9 | 4 | 1 | — |
| Servidumbre M..... | 636 | 61 | 8 | 50 | 7 | 2 | 86 | 343 | 57 | 19 | — |
| Desocupados H..... | 480 | — | — | 2 | — | — | — | — | 5 | — | 471 |
| Desocupados M..... | 156 | — | — | 2 | — | — | 1 | 24 | 2 | — | 127 |
| Conchalí..... | 35.737 | 3.354 | 151 | 10.006 | 4.419 | 2.097 | 4.949 | 2.745 | 6.263 | 574 | 1.199 |
| Patrones H..... | 3.966 | 168 | 18 | 531 | 116 | 85 | 1.221 | 72 | 358 | 394 | 3 |
| Patrones M..... | 1.416 | 14 | — | 277 | — | 8 | 141 | 218 | 304 | 371 | 3 |
| Empleados H..... | 3.712 | 49 | 57 | 492 | 83 | 148 | 1.126 | 69 | 1.669 | 3 | 16 |
| Empleados M..... | 1.521 | 2 | 11 | 101 | 10 | 29 | 269 | 33 | 1.033 | 7 | 26 |
| Obreros H..... | 4.221 | 102 | 13 | 1.282 | 652 | 178 | 223 | 235 | 1.575 | 18 | 33 |
| Obreros M..... | 1.169 | 7 | 2 | 437 | 10 | 5 | 47 | 90 | 257 | 10 | 110 |
| Familiares H..... | 8.945 | 274 | 47 | 1.437 | 468 | 249 | 1.597 | 311 | 3.325 | 387 | 830 |
| Familiares M..... | 18.516 | 597 | 114 | 3.058 | 984 | 609 | 3.860 | 593 | 6.510 | 1.085 | 1.106 |
| Servidumbre H..... | 387 | 24 | 8 | 36 | 17 | 9 | 87 | 23 | 144 | 36 | — |
| Servidumbre M..... | 6.853 | 323 | 73 | 734 | 186 | 118 | 1.839 | 335 | 2.485 | 664 | 95 |
| Desocupados H..... | 965 | 1 | — | — | — | — | — | — | 16 | — | 936 |
| Desocupados M..... | 1.009 | 5 | — | 3 | 2 | 1 | 8 | 5 | 17 | 2 | 955 |
| Providencia..... | 51.671 | 1.555 | 344 | 8.592 | 2.438 | 1.441 | 10.418 | 1.987 | 17.773 | 2.977 | 4.146 |
| Patrones H..... | 3.653 | 217 | 11 | 953 | 201 | 216 | 1.222 | 115 | 276 | 451 | 1 |
| Patrones M..... | 1.929 | 14 | 1 | 452 | 1 | 3 | 184 | 456 | 442 | 375 | 1 |
| Empleados H..... | 3.834 | 86 | 32 | 706 | 90 | 196 | 1.064 | 146 | 1.504 | 6 | 4 |
| Empleados M..... | 1.481 | 40 | 6 | 129 | 5 | 42 | 340 | 56 | 860 | 2 | 1 |
| Obreros H..... | 7.170 | 1.381 | 26 | 2.307 | 1.132 | 277 | 409 | 359 | 1.267 | 8 | 4 |
| Obreros M..... | 1.483 | 105 | 4 | 1.039 | 1 | 5 | 51 | 105 | 172 | 1 | — |
| Familiares H..... | 12.299 | 1.091 | 48 | 2.503 | 937 | 510 | 1.868 | 613 | 3.677 | 419 | 633 |
| Familiares M..... | 24.587 | 2.205 | 116 | 5.379 | 1.899 | 1.044 | 4.440 | 1.073 | 6.690 | 1.191 | 560 |
| Servidumbre H..... | 373 | 14 | 3 | 36 | 11 | 5 | 73 | 79 | 100 | 40 | 12 |
| Servidumbre M..... | 4.699 | 134 | 45 | 753 | 110 | 108 | 1.195 | 272 | 1.501 | 444 | 27 |
| Desocupados H..... | 470 | — | — | — | — | — | — | — | 2 | — | 465 |
| Desocupados M..... | 482 | 1 | — | 1 | — | 2 | 1 | — | 2 | 1 | 477 |
| Nuñoa..... | 62.370 | 5.288 | 392 | 14.268 | 4.377 | 2.408 | 10.847 | 3.274 | 16.493 | 2.938 | 2.185 |
| Patrones H..... | 3.797 | 133 | 12 | 902 | 247 | 303 | 1.457 | 91 | 359 | 299 | 4 |
| Patrones M..... | 1.990 | 10 | 10 | 563 | 9 | 6 | 319 | 467 | 442 | 167 | 7 |
| Empleados H..... | 2.097 | 66 | 27 | 482 | 65 | 146 | 565 | 51 | 698 | 4 | 4 |
| Empleados M..... | 740 | 8 | 4 | 96 | 5 | 35 | 177 | 21 | 391 | 1 | 2 |
| Obreros H..... | 10.120 | 610 | 110 | 4.706 | 2.006 | 504 | 533 | 231 | 1.395 | 8 | 17 |
| Obreros M..... | 2.158 | 76 | 6 | 1.394 | 34 | 13 | 114 | 150 | 368 | 4 | 9 |
| Familiares H..... | 14.598 | 502 | 90 | 4.455 | 1.779 | 813 | 2.076 | 524 | 3.720 | 219 | 40 |
| Familiares M..... | 27.133 | 1.046 | 150 | 8.756 | 3.398 | 1.493 | 4.206 | 863 | 5.598 | 670 | 953 |
| Servidumbre H..... | 212 | 10 | 4 | 38 | — | 3 | 36 | 43 | 63 | 13 | 2 |
| Servidumbre M..... | 1.399 | 46 | 2 | 248 | 45 | 44 | 319 | 248 | 330 | 93 | 23 |
| Desocupados H..... | 760 | — | 1 | — | — | — | — | — | 15 | — | 735 |
| Desocupados M..... | 459 | — | — | 8 | — | — | — | — | 3 | — | 448 |
| San Miguel..... | 65.463 | 2.506 | 416 | 21.648 | 7.591 | 3.360 | 9.798 | 2.689 | 13.372 | 1.458 | 2.625 |
| Patrones H..... | 537 | 154 | 2 | 73 | 17 | 49 | 181 | 15 | 20 | 46 | — |
| Patrones M..... | 301 | 19 | 3 | 77 | — | 2 | 40 | 71 | 71 | 18 | — |
| Empleados H..... | 298 | 126 | 1 | 28 | 9 | 32 | 42 | 2 | 56 | 1 | — |
| Empleados M..... | 72 | 5 | — | 10 | — | 2 | 11 | 3 | 33 | — | — |
| Obreros H..... | 2.819 | 1.858 | 64 | 391 | 119 | 109 | 50 | 23 | 204 | — | — |
| Obreros M..... | 291 | 176 | — | 52 | 3 | 4 | 8 | 25 | 22 | 1 | — |
| Familiares H..... | 2.320 | 1.271 | 23 | 405 | 106 | 196 | 253 | 59 | 517 | 37 | 50 |
| Familiares M..... | 5.248 | 2.406 | 35 | 732 | 183 | 313 | 537 | 90 | 731 | 90 | 127 |
| Servidumbre H..... | 65 | 12 | 1 | 6 | — | — | 12 | 17 | 11 | — | 3 |
| Servidumbre M..... | 252 | 58 | 2 | 19 | — | 4 | 31 | 69 | 45 | 7 | 11 |
| Desocupados H..... | 83 | — | — | — | — | — | — | — | — | — | 82 |
| Desocupados M..... | 19 | — | — | — | — | — | — | — | — | — | 19 |
| Maipú..... | 12.903 | 6.066 | 132 | 1.796 | 439 | 719 | 1.165 | 374 | 1.710 | 200 | 302 |

| ACTIVIDADES | Totales | Agricultura, silvicultura y pesca | Industrias extractivas | Industrias manufactureras | Edificación y construcción | Transportes y comunicaciones | Comercio | Hotelería y servicios personales | Servicios públicos y otros de interés general | Rentistas | Varios |
|------------------|---------|-----------------------------------|------------------------|---------------------------|----------------------------|------------------------------|----------|----------------------------------|---|-----------|--------|
| Patrones H... | 3.747 | 98 | 7 | 802 | 148 | 271 | 1.707 | 95 | 190 | 429 | — |
| M... | 2.156 | 9 | 2 | 828 | 2 | 6 | 355 | 503 | 324 | 98 | — |
| Empleados H... | 1.506 | 17 | 16 | 381 | 52 | 185 | 557 | 24 | 470 | 3 | 1 |
| M... | 497 | 3 | 2 | 122 | — | 21 | 143 | 15 | 188 | 2 | — |
| Obreros H... | 10.798 | 363 | 66 | 4.739 | 1.991 | 1.103 | 693 | 398 | 1.618 | 11 | 16 |
| M... | 2.186 | 39 | 3 | 1.631 | 20 | 13 | 76 | 156 | 237 | 6 | 6 |
| Familiares H... | 14.437 | 338 | 54 | 4.459 | 1.735 | 1.339 | 2.067 | 636 | 3.110 | 372 | 277 |
| M... | 27.461 | 654 | 118 | 8.833 | 3.260 | 2.605 | 4.223 | 1.146 | 5.124 | 917 | 581 |
| Servidumbre H... | 109 | 4 | 1 | 12 | 1 | 7 | 17 | 37 | 12 | 9 | — |
| M... | 759 | 26 | 2 | 113 | 28 | 50 | 142 | 256 | 93 | 46 | 3 |
| Desocupados H... | 708 | — | — | 1 | 6 | 3 | — | — | 4 | 2 | 693 |
| M... | 252 | — | — | — | — | 1 | — | 3 | 1 | 2 | 247 |
| Quinta Normal... | 64.607 | 1.551 | 271 | 21.921 | 7.242 | 5.603 | 9.710 | 3.319 | 11.271 | 1.894 | 1.825 |
| Patrones H... | 958 | 163 | 3 | 174 | 39 | 87 | 361 | 19 | 28 | 78 | 1 |
| M... | 577 | 14 | — | 170 | — | — | 104 | 146 | 120 | 24 | — |
| Empleados H... | 263 | 45 | 11 | 41 | 11 | 26 | 53 | 9 | 67 | — | — |
| M... | 84 | 6 | 2 | 10 | — | 2 | 30 | 7 | 27 | — | — |
| Obreros H... | 2.980 | 801 | 45 | 890 | 534 | 195 | 151 | 56 | 302 | 2 | 3 |
| M... | 417 | 73 | 1 | 243 | 5 | 8 | 20 | 46 | 20 | — | 1 |
| Familiares H... | 3.750 | 657 | 28 | 855 | 507 | 270 | 427 | 146 | 698 | 76 | 86 |
| M... | 6.775 | 1.191 | 64 | 1.582 | 916 | 485 | 886 | 239 | 1.116 | 171 | 125 |
| Servidumbre H... | 53 | 9 | — | 1 | 1 | 2 | 7 | 23 | 8 | 2 | — |
| M... | 188 | 37 | — | 12 | 3 | 5 | 26 | 81 | 17 | 6 | 1 |
| Desocupados H... | 180 | — | — | 1 | — | — | — | 1 | 2 | — | 177 |
| M... | 37 | — | — | — | — | — | — | — | — | — | 36 |
| Renca... | 16.262 | 3.001 | 155 | 3.979 | 2.016 | 1.080 | 2.065 | 772 | 2.405 | 359 | 430 |
| Patrones H... | 59.077 | 2.127 | 119 | 12.998 | 2.104 | 2.956 | 24.061 | 2.370 | 6.318 | 5.912 | 112 |
| M... | 38.701 | 155 | 28 | 12.060 | 103 | 120 | 6.444 | 6.332 | 8.990 | 4.405 | 64 |
| Empleados H... | 50.304 | 726 | 402 | 8.349 | 984 | 3.807 | 13.975 | 1.750 | 20.180 | 57 | 74 |
| M... | 23.454 | 89 | 79 | 2.162 | 59 | 866 | 4.939 | 873 | 13.051 | 73 | 1.263 |
| Obreros H... | 124.930 | 6.824 | 696 | 55.690 | 15.650 | 10.452 | 7.575 | 7.418 | 20.245 | 209 | 271 |
| M... | 32.103 | 699 | 38 | 22.064 | 155 | 251 | 1.640 | 3.635 | 3.400 | 53 | 168 |
| Familiares H... | 178.713 | 6.305 | 696 | 48.079 | 12.132 | 12.084 | 28.029 | 9.561 | 48.525 | 4.985 | 8.317 |
| M... | 365.496 | 13.033 | 1.526 | 101.293 | 24.470 | 25.518 | 64.122 | 18.700 | 90.957 | 14.223 | 11.654 |
| Servidumbre H... | 2.538 | 154 | 23 | 235 | 43 | 55 | 451 | 567 | 748 | 224 | 38 |
| M... | 48.327 | 2.237 | 310 | 6.155 | 944 | 1.120 | 10.201 | 6.864 | 15.141 | 4.920 | 435 |
| Desocupados H... | 15.577 | 2 | 2 | 15 | 8 | 20 | 7 | 6 | 76 | 5 | 15.436 |
| M... | 9.339 | 6 | — | 28 | 6 | 11 | 10 | 48 | 44 | 3 | 9.183 |
| Gran Santiago... | 948.859 | 32.357 | 3.919 | 269.028 | 56.658 | 57.260 | 161.454 | 58.124 | 227.675 | 35.069 | 47.015 |
| Patrones H... | 132 | 86 | 1 | 8 | 1 | — | 29 | 3 | — | 4 | — |
| M... | 37 | 3 | — | 14 | — | — | 9 | 4 | — | 3 | — |
| Empleados H... | 83 | 57 | 1 | 3 | — | 11 | 3 | — | 7 | — | 1 |
| M... | 8 | — | — | — | — | 3 | — | — | 5 | — | — |
| Obreros H... | 796 | 708 | 14 | 12 | 20 | 22 | 1 | 3 | 15 | 1 | — |
| M... | 136 | 124 | 1 | 5 | — | — | — | 1 | 5 | — | — |
| Familiares H... | 661 | 535 | 4 | 18 | 2 | 15 | 26 | 7 | 52 | — | 1 |
| M... | 1.258 | 952 | 8 | 42 | 5 | 60 | 68 | 14 | 102 | 5 | 2 |
| Servidumbre H... | 6 | 2 | — | — | — | 3 | — | — | — | — | — |
| M... | 57 | 35 | — | — | — | 5 | 2 | 12 | 2 | 1 | — |
| Desocupados H... | 6 | — | — | — | — | — | — | — | — | — | 5 |
| M... | — | — | — | — | — | — | — | — | — | — | — |
| Quilicura... | 3.178 | 2.502 | 29 | 102 | 28 | 120 | 138 | 44 | 192 | 14 | 9 |
| Patrones H... | 303 | 149 | 16 | 24 | — | 7 | 76 | 1 | 8 | 22 | — |
| M... | 160 | 25 | 1 | 52 | — | — | 32 | 15 | 24 | 11 | — |
| Empleados H... | 140 | 62 | 28 | — | 4 | 21 | 12 | 1 | 10 | 1 | — |
| M... | 26 | 1 | 2 | 3 | — | 1 | 4 | — | 15 | — | — |
| Obreros H... | 1.287 | 783 | 324 | 26 | 26 | 86 | 15 | 1 | 26 | — | — |
| M... | 30 | 9 | 5 | 6 | — | 5 | 4 | 4 | 1 | — | — |
| Familiares H... | 1.126 | 506 | 180 | 51 | 8 | 111 | 106 | 10 | 132 | 16 | 6 |
| M... | 2.042 | 932 | 363 | 66 | 17 | 212 | 204 | 18 | 170 | 46 | 14 |
| Servidumbre H... | 24 | 10 | 1 | 3 | 1 | 1 | 5 | 3 | 3 | — | — |
| M... | 76 | 30 | 8 | 2 | — | 3 | 16 | 6 | 10 | 1 | — |
| Desocupados H... | 33 | — | — | — | — | — | — | — | — | — | 33 |
| M... | 3 | — | — | — | — | — | — | — | — | — | 3 |
| Tiltil... | 5.250 | 2.507 | 928 | 233 | 56 | 447 | 470 | 56 | 399 | 97 | 57 |
| Patrones H... | 251 | 154 | 1 | 25 | 5 | 6 | 44 | 10 | 2 | 4 | — |
| M... | 107 | 16 | — | 22 | — | 2 | 23 | 16 | 22 | 6 | — |
| Empleados H... | 170 | 123 | 5 | 6 | 4 | 8 | 6 | — | 18 | — | — |
| M... | 48 | 14 | — | 1 | — | 3 | 4 | 4 | 22 | — | 2 |
| Obreros H... | 2.822 | 2.426 | 162 | 56 | 72 | 30 | 15 | 28 | 31 | — | 3 |
| M... | 235 | 126 | 10 | 63 | 1 | 3 | 2 | 24 | 3 | — | 3 |
| Familiares H... | 2.096 | 1.537 | 87 | 53 | 49 | 30 | 77 | 14 | 248 | 2 | 9 |
| M... | 3.407 | 2.691 | 162 | 109 | 83 | 58 | 123 | 29 | 239 | 7 | 16 |
| Servidumbre H... | 23 | 15 | — | — | — | — | 6 | — | 2 | — | — |
| M... | 83 | 50 | — | 1 | 1 | — | 8 | 7 | 11 | 5 | — |
| Desocupados H... | 20 | — | — | — | — | — | — | — | — | — | 20 |
| M... | 11 | 1 | — | — | — | — | — | — | — | — | 10 |
| Colina... | 9.273 | 7.043 | 427 | 336 | 215 | 140 | 308 | 132 | 588 | 24 | 60 |

| ACTIVIDADES | Totales | Agricultura, selvicultura y pesca | Industrias extractivas | Industrias manufactureras | Edificación y construcción | Transportes y comunicaciones | Comercio | Hotelería y servicios personales | Servicios públicos y otros de interés general | Rentistas | Varios |
|--------------------------------|---------------|-----------------------------------|------------------------|---------------------------|----------------------------|------------------------------|--------------|----------------------------------|---|------------|--------------|
| Patrones H. | 180 | 66 | 3 | 29 | 1 | 10 | 54 | 6 | 3 | 8 | — |
| M. | 100 | 6 | — | 27 | — | — | 14 | 12 | 36 | 5 | — |
| Empleados H. | 93 | 61 | 4 | 4 | — | 2 | 3 | — | 18 | 1 | — |
| M. | 14 | 1 | — | 2 | — | 1 | 2 | — | 8 | — | — |
| Obreros H. | 1.016 | 790 | 41 | 103 | 17 | 41 | 4 | — | 20 | — | — |
| M. | 87 | 57 | — | 27 | — | — | 1 | — | 1 | — | — |
| Familiares H. | 1.000 | 617 | 14 | 110 | 11 | 36 | 58 | 12 | 136 | 3 | 3 |
| M. | 1.672 | 1.019 | 36 | 192 | 21 | 57 | 126 | 15 | 199 | — | 7 |
| Servidumbre H. | 18 | 9 | 1 | 1 | — | — | 2 | — | 2 | — | — |
| M. | 55 | 21 | 1 | 5 | — | — | 5 | — | 5 | 12 | — |
| Desocupados H. | 32 | 2 | — | — | — | — | — | — | — | — | 30 |
| M. | 5 | — | — | — | — | — | — | — | — | — | 5 |
| Lampa | 4.272 | 2.649 | 100 | 500 | 50 | 150 | 269 | 52 | 428 | 29 | 48 |
| Patrones H. | 764 | 378 | 79 | 58 | 14 | 17 | 141 | 6 | 50 | 20 | 1 |
| M. | 179 | 19 | 2 | 25 | — | 1 | 36 | 35 | 49 | 11 | 1 |
| Empleados H. | 193 | 119 | 5 | 17 | 5 | 4 | 17 | 2 | 22 | 2 | — |
| M. | 40 | 5 | — | 15 | 1 | — | 7 | 1 | 11 | — | — |
| Obreros H. | 1.614 | 977 | 72 | 229 | 143 | 54 | 36 | 8 | 107 | 1 | 7 |
| M. | 234 | 93 | — | 100 | 3 | 3 | 6 | 11 | 17 | — | 1 |
| Familiares H. | 2.180 | 1.140 | 55 | 271 | 153 | 60 | 180 | 17 | 277 | 18 | 19 |
| M. | 3.884 | 1.905 | 100 | 433 | 289 | 99 | 337 | 51 | 598 | 41 | 31 |
| Servidumbre H. | 37 | 20 | — | 2 | — | — | 7 | — | 6 | — | — |
| M. | 116 | 60 | 1 | 12 | 4 | — | 16 | — | 16 | 1 | — |
| Desocupados H. | 19 | — | — | — | — | — | — | — | — | — | 19 |
| M. | 4 | — | — | — | — | — | — | — | — | — | 4 |
| Barrancas | 9.264 | 4.716 | 314 | 1.162 | 612 | 209 | 783 | 138 | 1.153 | 94 | 83 |
| Patrones H. | 1.401 | 135 | 1 | 355 | 78 | 73 | 444 | 28 | 83 | 204 | — |
| M. | 707 | 4 | — | 230 | 1 | 3 | 76 | 164 | 161 | 68 | — |
| Empleados H. | 838 | 46 | 5 | 149 | 26 | 64 | 152 | 20 | 370 | 1 | 5 |
| M. | 251 | 9 | — | 34 | — | 17 | 52 | 13 | 126 | — | — |
| Obreros H. | 3.209 | 702 | 19 | 1.016 | 482 | 142 | 115 | 121 | 606 | 4 | 2 |
| M. | 460 | 46 | 2 | 275 | 4 | 4 | 21 | 37 | 68 | — | 1 |
| Familiares H. | 4.994 | 535 | 15 | 1.187 | 425 | 252 | 562 | 245 | 1.416 | 174 | 185 |
| M. | 9.642 | 1.225 | 22 | 2.542 | 875 | 557 | 1.194 | 375 | 2.359 | 489 | 204 |
| Servidumbre H. | 104 | 13 | — | 9 | — | — | 14 | — | 23 | 11 | 4 |
| M. | 518 | 52 | 1 | 55 | 18 | 17 | 96 | 82 | 147 | 46 | — |
| Desocupados H. | 209 | — | — | — | 1 | — | — | — | — | — | 205 |
| M. | 74 | — | — | — | — | — | — | — | — | — | 73 |
| Cisterna | 22.407 | 2.767 | 67 | 5.652 | 1.912 | 1.132 | 2.725 | 1.112 | 5.360 | 999 | 680 |
| Patrones H. | 563 | 107 | 1 | 109 | 13 | 52 | 196 | 28 | 20 | 37 | — |
| M. | 300 | 7 | — | 101 | — | 5 | 37 | 75 | 50 | 22 | 3 |
| Empleados H. | 367 | 55 | 9 | 151 | 2 | 16 | 31 | 4 | 94 | 2 | 3 |
| M. | 177 | 3 | — | 32 | — | 5 | 20 | 3 | 114 | — | — |
| Obreros H. | 3.603 | 1.068 | 17 | 1.612 | 186 | 109 | 78 | 25 | 501 | 2 | 5 |
| M. | 679 | 126 | 1 | 472 | 6 | 3 | 13 | 18 | 39 | — | 1 |
| Familiares H. | 5.422 | 951 | 5 | 1.645 | 141 | 127 | 245 | 81 | 1.966 | 33 | 227 |
| M. | 8.182 | 1.563 | 19 | 3.076 | 255 | 286 | 523 | 122 | 1.857 | 65 | 416 |
| Servidumbre H. | 60 | 15 | 1 | 11 | — | — | 11 | 6 | 16 | — | — |
| M. | 350 | 58 | 1 | 78 | 4 | 6 | 74 | 66 | 55 | 7 | 1 |
| Desocupados H. | 237 | — | — | — | — | — | — | — | — | — | 236 |
| M. | 169 | — | — | 1 | — | — | — | — | 2 | — | 166 |
| Puente Alto | 20.009 | 3.953 | 54 | 7.188 | 607 | 609 | 1.239 | 428 | 4.715 | 168 | 1.054 |
| Patrones H. | 303 | 137 | 6 | 34 | 6 | 5 | 81 | 16 | 4 | 13 | 1 |
| M. | 191 | 15 | 1 | 17 | — | 1 | 30 | 77 | 29 | 21 | — |
| Empleados H. | 223 | 42 | 26 | 80 | 2 | 8 | 13 | 4 | 47 | — | 1 |
| M. | 67 | 4 | — | 5 | — | 6 | 7 | 4 | 41 | — | — |
| Obreros H. | 2.279 | 532 | 387 | 1.121 | 55 | 19 | 14 | 13 | 137 | — | 1 |
| M. | 103 | 46 | 3 | 10 | 1 | — | 2 | 11 | 30 | — | — |
| Familiares H. | 1.644 | 464 | 175 | 255 | 44 | 26 | 88 | 86 | 369 | 16 | 21 |
| M. | 2.533 | 793 | 324 | 480 | 51 | 49 | 161 | 114 | 502 | 24 | 35 |
| Servidumbre H. | 64 | 18 | 2 | 6 | — | — | 5 | — | 16 | — | — |
| M. | 254 | 37 | 6 | 11 | 1 | 3 | 30 | 54 | 105 | 4 | 3 |
| Desocupados H. | 496 | — | — | — | — | — | — | — | — | — | 492 |
| M. | 313 | — | — | — | — | — | — | — | 3 | — | 310 |
| San José de Maipo | 8.370 | 2.088 | 930 | 2.020 | 161 | 117 | 431 | 391 | 1.286 | 82 | 864 |
| Patrones H. | 334 | 186 | 4 | 47 | — | 6 | 71 | 16 | 3 | 1 | — |
| M. | 91 | 8 | — | 22 | — | — | 20 | 20 | 17 | 4 | — |
| Empleados H. | 89 | 55 | 1 | 13 | 1 | 1 | 4 | 1 | 13 | — | — |
| M. | 31 | 4 | — | 5 | — | 6 | 7 | 4 | 41 | — | — |
| Obreros H. | 1.679 | 1.423 | 72 | 90 | 25 | 15 | 13 | 8 | 32 | — | 1 |
| M. | 106 | 91 | 1 | 2 | 1 | 1 | 1 | 6 | 3 | — | — |
| Familiares H. | 1.654 | 1.121 | 47 | 132 | 13 | 15 | 100 | 39 | 165 | 4 | 18 |
| M. | 2.703 | 1.976 | 98 | 183 | 30 | 24 | 126 | 67 | 175 | 2 | 22 |
| Servidumbre H. | 39 | 16 | 1 | 2 | — | — | 8 | — | 4 | — | — |
| M. | 117 | 49 | 2 | 6 | — | — | 11 | 39 | 10 | — | — |
| Desocupados H. | 31 | — | — | 1 | — | — | — | — | — | — | 30 |
| M. | 8 | — | — | — | — | — | — | — | — | — | 8 |
| Curacaví | 6.882 | 4.929 | 226 | 498 | 70 | 63 | 362 | 208 | 436 | 11 | 79 |

| ACTIVIDADES | Totales | Agricultura, selvicultura y pesca | Industrias extractivas | Industrias manufactureras | Edificación y construcción | Transportes y comunicaciones | Comercio | Hotelería y servicios personales | Servicios públicos y otros de interés general | Rentistas | Varios |
|-------------------------|---------------|-----------------------------------|------------------------|---------------------------|----------------------------|------------------------------|--------------|----------------------------------|---|------------|------------|
| Patrones H. | 638 | 205 | 51 | 80 | 19 | 40 | 167 | 16 | 38 | 32 | — |
| M. | 293 | 67 | 6 | 32 | 3 | — | 40 | 76 | 55 | 24 | — |
| Empleados H. | 591 | 119 | 55 | 67 | 19 | 13 | 103 | 12 | 202 | — | 1 |
| M. | 134 | 16 | 1 | 8 | 3 | 4 | 34 | 10 | 57 | 1 | — |
| Obreros H. | 3.654 | 1.357 | 795 | 290 | 290 | 48 | 43 | 132 | 690 | 3 | 6 |
| M. | 348 | 189 | 37 | 75 | — | — | 6 | 23 | 19 | — | — |
| Familiares H. | 3.204 | 1.083 | 322 | 333 | 184 | 102 | 212 | 120 | 744 | 20 | 84 |
| M. | 5.416 | 2.135 | 578 | 618 | 409 | 139 | 533 | 235 | 557 | 64 | 148 |
| Servidumbre H. | 112 | 16 | 6 | 6 | 4 | 2 | 13 | 30 | 29 | 6 | — |
| M. | 790 | 95 | 31 | 106 | 22 | 7 | 191 | 94 | 201 | 40 | 3 |
| Desocupados H. | 80 | — | — | — | — | — | — | — | 1 | — | 79 |
| M. | 33 | — | — | — | — | — | — | — | 1 | — | 32 |
| Las Condes. | 15.293 | 5.272 | 1.882 | 1.615 | 953 | 355 | 1.331 | 748 | 2.594 | 190 | 353 |
| Patrones H. | 180 | 101 | 1 | 27 | 1 | 4 | 23 | 3 | 12 | 8 | — |
| M. | 71 | 5 | — | 9 | — | — | 12 | 27 | 11 | 7 | — |
| Empleados H. | 129 | 62 | 3 | 21 | 1 | 3 | 11 | — | 27 | 1 | — |
| M. | 25 | 8 | — | 1 | — | — | 3 | — | 12 | — | — |
| Obreros H. | 1.030 | 772 | 8 | 145 | 38 | 12 | 4 | 2 | 49 | — | — |
| M. | 112 | 54 | — | 37 | 2 | 2 | 3 | 1 | 13 | — | — |
| Familiares H. | 1.076 | 655 | 9 | 154 | 21 | 14 | 33 | 23 | 148 | 16 | 3 |
| M. | 1.891 | 1.196 | 22 | 255 | 41 | 25 | 75 | 31 | 217 | 20 | 9 |
| Servidumbre H. | 26 | 16 | — | 1 | — | — | 3 | 3 | 1 | 2 | — |
| M. | 130 | 54 | 2 | 15 | — | — | 21 | 10 | 20 | 8 | — |
| Desocupados H. | 11 | 1 | — | — | — | — | — | — | 1 | — | 9 |
| M. | 4 | 1 | — | — | — | — | — | — | — | — | 3 |
| La Florida. | 4.685 | 2.925 | 45 | 665 | 104 | 61 | 188 | 100 | 511 | 62 | 24 |
| Patrones H. | 84 | 19 | — | 10 | 1 | 13 | 28 | — | 3 | 10 | — |
| M. | 46 | 8 | 1 | 4 | — | — | 15 | 11 | 6 | 1 | — |
| Empleados H. | 84 | 68 | — | 5 | 2 | 2 | 3 | 1 | 2 | — | 1 |
| M. | 25 | 4 | — | — | — | — | — | — | 21 | — | — |
| Obreros H. | 1.836 | 1.715 | 5 | 63 | 25 | 9 | 3 | 5 | 11 | — | — |
| M. | 92 | 42 | — | 26 | — | 2 | 2 | 17 | 3 | — | — |
| Familiares H. | 1.652 | 1.273 | 4 | 92 | 18 | 26 | 67 | 17 | 142 | 1 | 12 |
| M. | 2.573 | 2.120 | 8 | 130 | 36 | 43 | 64 | 23 | 119 | 8 | 22 |
| Servidumbre H. | 17 | 10 | — | 3 | — | — | — | — | — | 2 | — |
| M. | 71 | 41 | — | 6 | — | 1 | — | 9 | 8 | 4 | — |
| Desocupados H. | 28 | — | — | — | — | — | — | — | — | — | 28 |
| M. | 10 | 1 | — | — | — | — | — | — | — | — | 9 |
| Pirque. | 6.518 | 5.301 | 18 | 539 | 82 | 96 | 184 | 83 | 316 | 26 | 73 |
| Patrones H. | 228 | 68 | 1 | 42 | 19 | 11 | 64 | 5 | 9 | 9 | — |
| M. | 99 | 5 | — | 22 | 1 | — | 25 | 20 | 2 | 3 | — |
| Empleados H. | 94 | 51 | — | 5 | — | 2 | 14 | 1 | 21 | — | — |
| M. | 22 | 1 | 2 | 2 | — | — | 6 | 7 | 9 | — | — |
| Obreros H. | 937 | 645 | 4 | 148 | 57 | 18 | 21 | 7 | 36 | 1 | — |
| M. | 143 | 93 | — | 40 | — | — | 5 | 2 | 3 | — | — |
| Familiares H. | 1.177 | 537 | 2 | 123 | 60 | 24 | 90 | 16 | 305 | 5 | 14 |
| M. | 1.873 | 954 | 7 | 232 | 115 | 50 | 170 | 33 | 265 | 15 | 32 |
| Servidumbre H. | 5 | 2 | — | — | — | — | — | — | — | — | — |
| M. | 76 | 38 | 1 | 5 | 1 | 2 | 9 | 10 | 9 | 1 | — |
| Desocupados H. | 38 | — | — | — | — | — | — | — | — | — | 38 |
| M. | 24 | — | — | — | — | — | — | — | — | — | 24 |
| La Granja. | 4.716 | 2.394 | 17 | 619 | 254 | 109 | 404 | 95 | 682 | 34 | 108 |
| Patrones H. | 435 | 145 | 4 | 70 | 12 | 17 | 130 | 11 | 16 | 30 | — |
| M. | 216 | 13 | — | 36 | 2 | 1 | 55 | 30 | 63 | 15 | 1 |
| Empleados H. | 354 | 111 | 55 | 40 | 4 | 18 | 24 | 3 | 99 | — | — |
| M. | 81 | 5 | 2 | 6 | — | 3 | 18 | 4 | 43 | — | — |
| Obreros H. | 3.274 | 2.294 | 210 | 449 | 62 | 75 | 45 | 21 | 118 | — | — |
| M. | 197 | 144 | 5 | 25 | 1 | 1 | 8 | 5 | 6 | — | 1 |
| Familiares H. | 3.193 | 1.587 | 229 | 478 | 29 | 138 | 169 | 50 | 473 | 22 | 18 |
| M. | 5.621 | 2.813 | 413 | 890 | 88 | 216 | 385 | 72 | 661 | 62 | 31 |
| Servidumbre H. | 35 | 13 | 1 | 9 | — | — | 1 | 7 | 3 | 1 | — |
| M. | 271 | 100 | 15 | 17 | 1 | 8 | 30 | 54 | 30 | 10 | 6 |
| Desocupados H. | 51 | — | — | — | — | — | — | — | — | — | 51 |
| M. | 22 | 1 | — | — | — | — | — | — | 1 | — | 18 |
| Talagante. | 13.750 | 7.226 | 934 | 2.022 | 199 | 477 | 866 | 257 | 1.513 | 131 | 125 |
| Patrones H. | 615 | 253 | 1 | 69 | 7 | 17 | 173 | 27 | 23 | 44 | 1 |
| M. | 244 | 10 | — | 40 | — | 1 | 44 | 39 | 88 | 22 | — |
| Empleados H. | 299 | 124 | 2 | 36 | 6 | 10 | 20 | — | 99 | — | 2 |
| M. | 57 | 6 | — | 6 | — | 4 | 10 | 4 | 27 | — | — |
| Obreros H. | 3.064 | 2.012 | 13 | 241 | 91 | 49 | 15 | 17 | 625 | 1 | — |
| M. | 222 | 189 | — | 57 | 1 | 4 | 3 | 5 | 13 | — | — |
| Familiares H. | 2.713 | 1.578 | 6 | 225 | 44 | 74 | 209 | 60 | 431 | 24 | 62 |
| M. | 5.020 | 3.049 | 12 | 385 | 109 | 152 | 369 | 118 | 701 | 82 | 42 |
| Servidumbre H. | 53 | 22 | — | 1 | — | — | 4 | 12 | 9 | 4 | — |
| M. | 275 | 111 | — | 10 | — | 5 | 26 | 59 | 40 | 23 | 1 |
| Desocupados H. | 66 | — | — | — | — | — | — | — | — | — | 66 |
| M. | 41 | — | — | 1 | — | — | — | — | 10 | — | 30 |
| Peñaflor. | 12.719 | 7.355 | 34 | 1.072 | 258 | 317 | 873 | 341 | 2.075 | 200 | 194 |

| ACTIVIDADES | Totales | Agricultura, selvi- cultura y pesca | Indus- trias extracti- vas | Indus- trias manufac- tureras | Edificación y construcción | Transpor- tes y co- municaciones | Comer- cio | Hotelería y servicios persona- les | Servicios públicos y otros de interés general | Rentistas | Varios |
|---------------------|---------|-------------------------------------|----------------------------|-------------------------------|----------------------------|----------------------------------|------------|------------------------------------|---|-----------|--------|
| Patrones H. | 325 | 195 | — | 25 | 4 | 3 | 67 | 2 | 16 | 13 | — |
| M. | 144 | 17 | — | 15 | — | — | 30 | 11 | 71 | — | — |
| Empleados H. | 102 | 71 | 3 | 5 | — | 1 | 9 | 1 | 12 | — | — |
| M. | 37 | 9 | — | — | — | — | 14 | — | 14 | — | — |
| Obreros H. | 1.133 | 948 | 28 | 22 | 19 | 22 | 13 | 3 | 7b | — | — |
| M. | 72 | 67 | — | 47 | 9 | 24 | 1 | 9 | 4 | — | 6 |
| Familiares H. | 1.315 | 839 | 12 | 47 | 9 | 24 | 111 | 9 | 250 | 8 | 6 |
| M. | 2.356 | 1.605 | 40 | 86 | 23 | 47 | 178 | 17 | 357 | — | 3 |
| Servidumbre H. | 8 | 5 | — | — | — | — | 1 | 2 | — | — | — |
| M. | 79 | 41 | 1 | — | — | 1 | 12 | 8 | 16 | — | — |
| Desocupados H. | 6 | — | — | 1 | — | — | 1 | — | 1 | — | 3 |
| M. | 3 | — | — | — | — | — | — | — | 1 | — | 2 |
| Isla de Maipo | 5.580 | 3.797 | 84 | 201 | 55 | 98 | 437 | 53 | 820 | 21 | 14 |
| Patrones H. | 1.304 | 378 | 4 | 223 | 10 | 62 | 506 | 34 | 39 | 48 | — |
| M. | 638 | 33 | 2 | 225 | — | 3 | 126 | 112 | 97 | 40 | — |
| Empleados H. | 508 | 217 | 1 | 41 | 10 | 28 | 93 | 6 | 112 | — | — |
| M. | 217 | 7 | — | 23 | 1 | 14 | 40 | 9 | 123 | — | — |
| Obreros H. | 6.773 | 5.843 | 31 | 295 | 121 | 112 | 75 | 29 | 267 | — | — |
| M. | 366 | 256 | — | 52 | 1 | 8 | 12 | 9 | 28 | — | — |
| Familiares H. | 6.962 | 4.217 | 15 | 492 | 91 | 169 | 688 | 119 | 1.088 | 33 | 40 |
| M. | 12.713 | 7.919 | 41 | 1.007 | 182 | 371 | 1.419 | 189 | 1.364 | 113 | 108 |
| Servidumbre H. | 38 | 21 | — | 2 | 1 | — | 5 | 6 | 4 | — | 1 |
| M. | 534 | 195 | — | 25 | 3 | — | 132 | 62 | 89 | 19 | 224 |
| Desocupados H. | 226 | — | — | 1 | — | — | — | — | 1 | — | 90 |
| M. | 92 | 2 | — | — | — | — | — | — | — | — | — |
| Melipilla | 30.371 | 19.088 | 94 | 2.386 | 420 | 775 | 3.096 | 574 | 3.222 | 253 | 463 |
| Patrones H. | 359 | 164 | 2 | 41 | 6 | 12 | 100 | 8 | 6 | 19 | 1 |
| M. | 179 | 23 | — | 31 | — | — | 48 | 22 | 31 | 19 | 5 |
| Empleados H. | 185 | 118 | 11 | 9 | 4 | 6 | 15 | 4 | 18 | 1 | — |
| M. | 51 | 3 | — | 2 | — | 5 | 4 | 2 | 34 | — | 1 |
| Obreros H. | 1.887 | 1.536 | 135 | 85 | 55 | 36 | 9 | 1 | 29 | — | — |
| M. | 119 | 54 | — | 54 | — | 2 | 2 | 2 | 4 | — | — |
| Familiares H. | 1.902 | 1.219 | 156 | 118 | 36 | 50 | 119 | 19 | 150 | 26 | 9 |
| M. | 3.304 | 2.202 | 250 | 175 | 66 | 92 | 243 | 28 | 173 | 57 | 18 |
| Servidumbre H. | 27 | 20 | — | 1 | — | 1 | 4 | — | — | 1 | — |
| M. | 151 | 84 | 4 | 9 | 3 | 5 | 18 | 7 | 14 | 7 | — |
| Desocupados H. | 36 | — | — | — | — | — | — | — | — | — | 36 |
| M. | 6 | — | — | — | — | — | — | — | — | — | 6 |
| El Monte | 8.206 | 5.423 | 559 | 525 | 170 | 209 | 562 | 93 | 459 | 130 | 76 |
| Patrones H. | 438 | 320 | — | 25 | 1 | 1 | 81 | — | 8 | 2 | — |
| M. | 239 | 30 | — | 133 | — | — | 8 | 41 | 27 | — | — |
| Empleados H. | 185 | 158 | 1 | — | 1 | — | 6 | — | 19 | — | — |
| M. | 28 | 3 | — | 9 | — | 1 | 1 | — | 14 | — | — |
| Obreros H. | 1.737 | 1.659 | 6 | 14 | 6 | 2 | 12 | 1 | 37 | — | — |
| M. | 56 | 47 | 1 | 7 | — | — | — | 1 | — | — | — |
| Familiares H. | 1.847 | 1.536 | 1 | 47 | — | 5 | 80 | 15 | 162 | — | 1 |
| M. | 3.353 | 2.907 | 7 | 60 | — | 7 | 120 | 15 | 236 | — | 1 |
| Servidumbre H. | 24 | 17 | — | — | — | — | 4 | — | 3 | — | — |
| M. | 131 | 95 | — | 5 | — | — | — | 15 | 7 | — | — |
| Desocupados H. | 8 | — | — | — | — | — | — | — | — | — | 8 |
| M. | 1 | — | — | — | — | — | — | — | — | — | 1 |
| San Pedro..... | 8.047 | 6.772 | 16 | 300 | 8 | 16 | 321 | 88 | 513 | 2 | 11 |
| Patrones H. | 155 | 97 | — | 21 | 2 | 1 | 27 | — | 5 | 2 | — |
| M. | 85 | 31 | — | 20 | — | — | 8 | 12 | 12 | 2 | — |
| Empleados H. | 64 | 54 | — | — | — | — | 4 | — | 6 | — | — |
| M. | 14 | 8 | — | 9 | — | 1 | — | — | 5 | — | — |
| Obreros H. | 681 | 638 | 1 | 6 | 16 | 4 | 5 | — | 11 | — | — |
| M. | 22 | 16 | — | 3 | — | — | — | 1 | 2 | — | — |
| Familiares H. | 1.905 | 1.706 | 1 | 23 | 5 | 5 | 34 | 10 | 117 | 4 | 1 |
| M. | 2.336 | 2.134 | — | 44 | 5 | 5 | 68 | 14 | 61 | 4 | 1 |
| Servidumbre H. | 4 | 2 | — | 1 | — | — | 1 | — | — | — | — |
| M. | 37 | 24 | — | 4 | — | — | 4 | 1 | 4 | — | 3 |
| Desocupados H. | 3 | — | — | — | — | — | — | — | — | — | — |
| M. | — | — | — | — | — | — | — | — | — | — | — |
| Alhué | 5.306 | 4.710 | 2 | 122 | 28 | 16 | 151 | 58 | 223 | 12 | 4 |

| ACTIVIDADES | Totales | Agricultura, selva-cultura y pesca | Industrias extractivas | Industrias manufactureras | Edificación y construcción | Transportes y comunicaciones | Comercio | Hoteles y servicios personales | Servicios públicos y otros de interés general | Rentistas | Varios |
|---------------------------|---------------|------------------------------------|------------------------|---------------------------|----------------------------|------------------------------|--------------|--------------------------------|---|--------------|--------------|
| Patrones H..... | 133 | 56 | 2 | 12 | 4 | 11 | 38 | 3 | 4 | 3 | — |
| Patrones M..... | 27 | 3 | — | 5 | — | — | 6 | 8 | 5 | — | — |
| Empleados H..... | 92 | 63 | 2 | 1 | 2 | 1 | 9 | 3 | 11 | — | — |
| Empleados M..... | 16 | — | — | 1 | — | — | 1 | 1 | 12 | — | 1 |
| Obreros H..... | 1.253 | 1.193 | 17 | 7 | 15 | 5 | 2 | 4 | 10 | — | — |
| Obreros M..... | 67 | 66 | — | — | — | — | — | — | 1 | — | — |
| Familiares H..... | 1.170 | 943 | 7 | 7 | 7 | 12 | 57 | 12 | 119 | — | 6 |
| Familiares M..... | 1.943 | 1.627 | 11 | 24 | 20 | 29 | 78 | 16 | 122 | 3 | 13 |
| Servidumbre H..... | 9 | 8 | — | — | — | — | 1 | — | — | — | — |
| Servidumbre M..... | 39 | 30 | — | 1 | — | — | 2 | 4 | 2 | — | — |
| Desocupados H..... | 13 | — | — | — | — | — | — | — | — | — | 13 |
| Desocupados M..... | 4 | — | — | — | — | — | — | — | — | — | 4 |
| Maria Pinto | 4.766 | 3.989 | 39 | 58 | 48 | 58 | 194 | 51 | 286 | 6 | 37 |
| Patrones H..... | 1.026 | 247 | 1 | 167 | 15 | 75 | 421 | 43 | 21 | 45 | 1 |
| Patrones M..... | 531 | 13 | 1 | 184 | 1 | 3 | 129 | 108 | 71 | 20 | 1 |
| Empleados H..... | 868 | 120 | 35 | 47 | 27 | 175 | 186 | 12 | 264 | 1 | 1 |
| Empleados M..... | 244 | 5 | 2 | 9 | — | 19 | 56 | 8 | 144 | — | 1 |
| Obreros H..... | 5.675 | 2.508 | 179 | 481 | 375 | 1.231 | 216 | 95 | 551 | 5 | 34 |
| Obreros M..... | 239 | 65 | 7 | 45 | 5 | 44 | 13 | 30 | 30 | — | — |
| Familiares H..... | 6.259 | 2.377 | 125 | 526 | 221 | 1.089 | 561 | 165 | 1.103 | 23 | 69 |
| Familiares M..... | 11.578 | 4.174 | 236 | 1.041 | 396 | 2.093 | 1.169 | 287 | 1.967 | 84 | 131 |
| Servidumbre H..... | 34 | 8 | — | 3 | 1 | 5 | 6 | 4 | 5 | 2 | — |
| Servidumbre M..... | 523 | 109 | 9 | 20 | 4 | 42 | 101 | 103 | 115 | 18 | 2 |
| Desocupados H..... | 272 | 2 | — | 1 | 1 | 1 | — | — | 5 | 11 | 252 |
| Desocupados M..... | 66 | — | — | — | 1 | 2 | — | — | — | — | 62 |
| San Antonio | 27.314 | 9.628 | 595 | 2.513 | 1.047 | 4.779 | 2.858 | 856 | 4.276 | 209 | 553 |
| Patrones H..... | 809 | 737 | 1 | 24 | 1 | — | 43 | 1 | 1 | 1 | — |
| Patrones M..... | 215 | 129 | — | 23 | — | — | 7 | 11 | 42 | 3 | — |
| Empleados H..... | 303 | 297 | — | — | 1 | — | 2 | — | 3 | — | — |
| Empleados M..... | 32 | 19 | — | — | — | — | 1 | — | 8 | — | — |
| Obreros H..... | 623 | 575 | 8 | 4 | 12 | 4 | 6 | — | 15 | 1 | — |
| Obreros M..... | 48 | 35 | — | 2 | — | — | — | 4 | 7 | — | — |
| Familiares H..... | 1.605 | 1.375 | — | 21 | 7 | — | 32 | 6 | 161 | — | 3 |
| Familiares M..... | 3.009 | 2.670 | 1 | 60 | 9 | — | 58 | 14 | 193 | 4 | — |
| Servidumbre H..... | 20 | 19 | — | — | — | — | 1 | — | — | — | — |
| Servidumbre M..... | 121 | 99 | 1 | 1 | 1 | — | 6 | 2 | 12 | — | — |
| Desocupados H..... | 1 | — | — | — | — | — | — | — | — | — | 1 |
| Desocupados M..... | 2 | — | — | — | — | — | — | — | — | — | 2 |
| Navidad..... | 6.788 | 5.953 | 11 | 135 | 31 | 6 | 155 | 39 | 440 | 9 | 7 |
| Patrones H..... | 400 | 124 | — | 44 | 46 | 22 | 109 | 25 | 16 | 14 | — |
| Patrones M..... | 184 | 14 | 1 | 54 | 1 | 1 | 31 | 31 | 46 | 27 | 4 |
| Empleados H..... | 120 | 47 | 3 | 9 | 3 | 16 | 10 | 4 | 29 | — | — |
| Empleados M..... | 45 | 1 | — | 1 | — | — | 7 | 2 | 30 | — | — |
| Obreros H..... | 1.660 | 667 | 46 | 69 | 270 | 44 | 7 | 37 | 520 | 1 | — |
| Obreros M..... | 79 | 7 | — | 11 | 8 | 3 | 7 | 40 | 3 | — | — |
| Familiares H..... | 1.357 | 575 | 10 | 69 | 139 | 58 | 117 | 43 | 334 | 7 | 5 |
| Familiares M..... | 2.314 | 1.069 | 21 | 139 | 248 | 100 | 255 | 111 | 326 | 28 | 17 |
| Servidumbre H..... | 33 | 9 | — | 3 | 1 | 7 | 6 | 9 | 3 | — | — |
| Servidumbre M..... | 147 | 18 | — | 7 | 6 | — | 27 | 45 | 23 | 10 | 4 |
| Desocupados H..... | 26 | — | — | — | — | — | — | — | — | — | 26 |
| Desocupados M..... | 8 | — | — | — | — | — | — | — | — | — | 8 |
| Cartagena..... | 6.373 | 2.531 | 80 | 386 | 722 | 258 | 573 | 347 | 1.324 | 88 | 64 |
| Patrones H..... | 1.258 | 196 | — | 251 | 26 | 52 | 407 | 39 | 54 | 233 | — |
| Patrones M..... | 673 | 6 | — | 227 | — | — | 97 | 142 | 139 | 62 | — |
| Empleados H..... | 940 | 140 | 2 | 146 | 9 | 73 | 131 | 13 | 424 | 2 | — |
| Empleados M..... | 276 | 7 | — | 16 | 1 | 20 | 41 | 12 | 178 | 1 | — |
| Obreros H..... | 6.157 | 2.200 | 27 | 1.397 | 282 | 229 | 87 | 91 | 1.830 | 12 | 2 |
| Obreros M..... | 373 | 177 | — | 109 | — | 9 | 14 | 23 | 37 | 2 | 2 |
| Familiares H..... | 6.957 | 1.659 | 11 | 1.599 | 237 | 290 | 485 | 183 | 1.748 | 260 | 485 |
| Familiares M..... | 12.341 | 3.094 | 20 | 3.081 | 421 | 641 | 1.040 | 289 | 2.988 | 533 | 234 |
| Servidumbre H..... | 51 | 10 | — | 4 | — | 1 | 6 | 11 | 15 | 3 | 1 |
| Servidumbre M..... | 839 | 135 | — | 128 | 13 | 28 | 115 | 95 | 238 | 81 | 5 |
| Desocupados H..... | 329 | 1 | — | 1 | — | — | — | — | 1 | — | 326 |
| Desocupados M..... | 151 | 1 | — | — | — | — | — | — | 2 | — | 147 |
| San Bernardo | 30.345 | 7.627 | 60 | 6.959 | 989 | 1.343 | 2.423 | 899 | 7.654 | 1.189 | 1.202 |

| ACTIVIDADES | Totales | Agricultura, selvicultura y pesca | Industrias extractivas | Industrias manufactureras | Edificación y construcción | Transportes y comunicaciones | Comercio | Hotelería y servicios personales | Servicios públicos y otros de interés general | Rentistas | Varios |
|---|------------------|-----------------------------------|------------------------|---------------------------|----------------------------|------------------------------|----------------|----------------------------------|---|---------------|---------------|
| Patrones H..... | 100 | 46 | — | 12 | 2 | 7 | 24 | — | 2 | 7 | — |
| M..... | 24 | 5 | — | 10 | — | — | 3 | 1 | 3 | 2 | — |
| Empleados H..... | 100 | 75 | — | 11 | — | — | 4 | 1 | 6 | — | — |
| M..... | 18 | 3 | — | — | — | 1 | — | 1 | 13 | — | — |
| Obreros H..... | 1.308 | 1.207 | 2 | 66 | 7 | — | 4 | 1 | 18 | — | — |
| M..... | 131 | 118 | — | 11 | — | 13 | — | 1 | 1 | — | — |
| Familiares H..... | 1.282 | 923 | 1 | 55 | 10 | — | — | 4 | 248 | — | 9 |
| M..... | 2.021 | 1.649 | 1 | 146 | 11 | 33 | 64 | 5 | 94 | 2 | 16 |
| Servidumbre H..... | 13 | 8 | — | 1 | — | — | — | 3 | — | — | — |
| M..... | 83 | 53 | — | 1 | — | 1 | 6 | 4 | 9 | — | 9 |
| Desocupados H..... | 30 | — | — | — | — | — | — | — | — | — | 30 |
| M..... | 1 | 1 | — | — | — | — | — | — | — | — | — |
| Calera de Tango..... | 5.111 | 4.088 | 4 | 313 | 30 | 61 | 125 | 21 | 394 | 11 | 64 |
| Patrones H..... | 775 | 231 | — | 130 | 10 | 31 | 279 | 24 | 18 | 52 | — |
| M..... | 353 | 10 | — | 94 | — | — | 71 | 63 | 89 | 26 | — |
| Empleados H..... | 407 | 190 | 2 | 53 | 17 | 19 | 35 | 3 | 87 | 1 | — |
| M..... | 123 | 13 | — | 7 | — | 9 | 15 | 1 | 78 | — | — |
| Obreros H..... | 4.221 | 3.184 | 16 | 619 | 96 | 52 | 66 | 20 | 176 | 2 | 1 |
| M..... | 302 | 163 | — | 89 | — | 2 | 15 | 12 | 21 | — | 1 |
| Familiares H..... | 4.153 | 2.256 | 9 | 599 | 90 | 74 | 331 | 54 | 599 | 42 | 99 |
| M..... | 7.562 | 4.315 | 19 | 1.063 | 147 | 163 | 654 | 117 | 896 | 112 | 76 |
| Servidumbre H..... | 33 | 13 | — | — | 1 | — | 2 | 8 | 7 | 2 | — |
| M..... | 405 | 165 | — | 43 | 10 | 6 | 60 | 26 | 77 | 17 | 1 |
| Desocupados H..... | 285 | — | 1 | — | 1 | — | — | — | 4 | — | 279 |
| M..... | 83 | — | — | — | — | — | — | — | — | — | 83 |
| Buín..... | 18.702 | 10.539 | 46 | 2.697 | 372 | 356 | 1.518 | 328 | 2.052 | 254 | 540 |
| Patrones H..... | 549 | 315 | — | 50 | 1 | 19 | 138 | 9 | 4 | 13 | — |
| M..... | 110 | 11 | — | 29 | — | — | 32 | 20 | 13 | 5 | — |
| Empleados H..... | 294 | 218 | — | 11 | 1 | 12 | 12 | 3 | 36 | 1 | — |
| M..... | 67 | 9 | — | 3 | — | 4 | 10 | 1 | 40 | — | — |
| Obreros H..... | 4.598 | 4.335 | 2 | 52 | 73 | 43 | 35 | 2 | 53 | 2 | — |
| M..... | 185 | 169 | — | 9 | 1 | 1 | 2 | 2 | 1 | — | — |
| Familiares H..... | 3.754 | 2.912 | 1 | 78 | 23 | 59 | 137 | 29 | 444 | 6 | 66 |
| M..... | 6.611 | 5.469 | 2 | 153 | 43 | 130 | 274 | 44 | 441 | 31 | 24 |
| Servidumbre H..... | 35 | 25 | — | 3 | 1 | — | 3 | 2 | — | — | — |
| M..... | 193 | 123 | — | 9 | — | 5 | 23 | 19 | 9 | 1 | 4 |
| Desocupados H..... | 45 | — | — | — | — | — | — | — | — | — | 45 |
| M..... | 10 | — | — | — | — | — | — | — | — | — | 10 |
| Paine..... | 16.451 | 13.586 | 5 | 397 | 145 | 274 | 667 | 131 | 1.041 | 59 | 148 |
| Patrones H..... | 73.119 | 7.422 | 299 | 15.000 | 2.409 | 3.530 | 28.012 | 2.734 | 6.786 | 6.810 | 117 |
| M..... | 44.944 | 681 | 43 | 13.743 | 112 | 142 | 7.508 | 7.535 | 10.267 | 4.834 | 79 |
| Empleados H..... | 58.219 | 3.649 | 661 | 9.278 | 1.135 | 4.323 | 14.907 | 1.849 | 22.256 | 71 | 90 |
| M..... | 25.628 | 2.57 | 88 | 2.348 | 65 | 999 | 5.301 | 969 | 14.269 | 76 | 1.257 |
| Obreros H..... | 194.636 | 51.521 | 3.335 | 64.209 | 18.586 | 12.948 | 8.525 | 8.093 | 26.842 | 245 | 332 |
| M..... | 37.396 | 3.367 | 112 | 23.677 | 190 | 348 | 1.778 | 3.925 | 3.763 | 57 | 178 |
| Familiares H..... | 252.873 | 42.951 | 2.199 | 56.887 | 14.207 | 14.973 | 33.023 | 11.027 | 62.063 | 5.748 | 9.795 |
| M..... | 494.654 | 79.090 | 4.347 | 117.806 | 28.465 | 31.256 | 74.200 | 21.163 | 108.886 | 16.114 | 13.327 |
| Servidumbre H..... | 3.489 | 516 | 38 | 307 | 58 | 75 | 571 | 718 | 902 | 253 | 41 |
| M..... | 54.848 | 4.240 | 394 | 6.737 | 1.036 | 1.283 | 11.252 | 7.766 | 16.425 | 5.236 | 499 |
| Desocupados H..... | 18.213 | 9 | 3 | 21 | 11 | 21 | 8 | 8 | 104 | 16 | 18.012 |
| M..... | 10.486 | 14 | — | 30 | 8 | 13 | 11 | 49 | 64 | 4 | 10.293 |
| Total provincia de Santiago..... | 1.268.505 | 193.717 | 11.519 | 310.043 | 66.282 | 69.911 | 185.096 | 65.827 | 272.627 | 39.473 | 54.010 |
| Patrones..... | 118.063 | 8.103 | 342 | 28.743 | 2.521 | 3.672 | 35.520 | 10.269 | 17.053 | 11.644 | 196 |
| Empleados..... | 83.847 | 3.906 | 749 | 11.626 | 1.200 | 5.322 | 20.208 | 2.808 | 36.525 | 146 | 1.357 |
| Obreros..... | 232.032 | 54.888 | 3.447 | 87.886 | 18.776 | 13.296 | 10.303 | 12.019 | 30.605 | 302 | 510 |
| Familiares..... | 747.527 | 122.041 | 6.546 | 174.693 | 42.672 | 46.229 | 107.223 | 32.190 | 170.949 | 21.862 | 23.122 |
| Servidumbre..... | 58.337 | 4.756 | 432 | 7.044 | 1.094 | 1.358 | 11.823 | 8.484 | 17.327 | 5.499 | 520 |
| Desocupados..... | 28.699 | 23 | 3 | 51 | 19 | 34 | 19 | 57 | 168 | 20 | 28.305 |
| Total general..... | 1.268.505 | 193.717 | 11.519 | 310.043 | 66.282 | 69.911 | 185.096 | 65.827 | 272.627 | 39.473 | 54.010 |

ACTIVIDADES POR SEXO, SITUACION Y COMUNAS. - PROVINCIA DE O'HIGGINS

| ACTIVIDADES | Totales | Agricultura, selvicultura y pesca | Industrias extractivas | Industrias manufactureras | Edificación y construcción | Transportes y comunicaciones | Comercio | Hotelería y servicios personales | Servicios públicos y otros de interés general | Rentistas | Varios |
|-----------------|----------------|-----------------------------------|------------------------|---------------------------|----------------------------|------------------------------|--------------|----------------------------------|---|------------|--------------|
| Patrones | H. 2.021 | 193 | 12 | 458 | 59 | 130 | 922 | 91 | 59 | 93 | 4 |
| | M. 1.316 | 3 | 3 | 372 | — | 3 | 312 | 288 | 265 | 70 | — |
| Empleados | H. 1.467 | 125 | 332 | 113 | 16 | 70 | 300 | 25 | 361 | 2 | 123 |
| | M. 812 | 1 | 28 | 44 | — | 47 | 99 | 12 | 280 | — | 1 |
| Obreros | H. 5.921 | 2.090 | 1.253 | 925 | 412 | 219 | 184 | 154 | 676 | 1 | 7 |
| | M. 473 | 125 | 7 | 169 | 1 | 1 | 29 | 113 | 27 | 1 | — |
| Familiares | H. 8.249 | 1.486 | 1.549 | 1.102 | 269 | 357 | 1.095 | 362 | 1.561 | 94 | 374 |
| | M. 15.917 | 2.891 | 2.924 | 2.247 | 591 | 684 | 2.311 | 572 | 3.061 | 282 | 364 |
| Servidumbre | H. 37 | 10 | 2 | 4 | — | 1 | 11 | 3 | — | — | 1 |
| | M. 1.418 | 140 | 161 | 133 | 14 | 24 | 345 | 263 | 286 | 45 | 7 |
| Desocupados | H. 743 | — | — | — | — | 3 | — | 12 | — | 2 | 724 |
| | M. 349 | 1 | 1 | 1 | — | — | 2 | — | — | — | 344 |
| Rancagua | 38.423 | 7.055 | 6.272 | 5.568 | 1.362 | 1.539 | 5.610 | 1.895 | 6.585 | 590 | 1.949 |
| Patrones | H. 422 | 103 | 5 | 73 | 4 | 13 | 161 | 27 | 20 | 16 | — |
| | M. 265 | 1 | — | 83 | — | — | 60 | 52 | 54 | 16 | — |
| Empleados | H. 1.094 | 50 | 765 | 52 | 14 | 32 | 59 | 12 | 109 | — | 1 |
| | M. 166 | — | 21 | — | — | 9 | 14 | 5 | 113 | — | — |
| Obreros | H. 6.768 | 995 | 4.980 | 260 | 75 | 128 | 47 | 48 | 233 | 1 | 1 |
| | M. 140 | 46 | 39 | 16 | — | 1 | 1 | 16 | 23 | — | — |
| Familiares | H. 5.014 | 804 | 2.573 | 303 | 75 | 80 | 186 | 75 | 883 | 11 | 24 |
| | M. 8.742 | 1.602 | 4.656 | 666 | 174 | 150 | 347 | 145 | 1.079 | 26 | 97 |
| Servidumbre | H. 21 | — | 7 | — | — | — | — | 2 | 12 | — | — |
| | M. 577 | 36 | 222 | 21 | 4 | 7 | 37 | 178 | 62 | 8 | 2 |
| Desocupados | H. 130 | — | — | — | — | — | — | — | — | 1 | 126 |
| | M. 12 | — | — | — | — | — | — | — | — | — | 12 |
| Machali | 23.352 | 3.538 | 13.270 | 1.378 | 346 | 419 | 912 | 559 | 2.588 | 79 | 263 |
| Patrones | H. 381 | 130 | — | 67 | 5 | 5 | 128 | 8 | 6 | 32 | — |
| | M. 137 | 11 | — | 46 | — | — | 35 | 36 | — | 10 | — |
| Empleados | H. 204 | 107 | 1 | 25 | — | 5 | 16 | 4 | 45 | 1 | — |
| | M. 55 | 5 | — | 3 | — | 2 | 5 | 2 | 38 | — | — |
| Obreros | H. 3.206 | 2.694 | 8 | 306 | 36 | 50 | 10 | 7 | 90 | 6 | — |
| | M. 335 | 305 | — | 6 | — | 4 | 1 | 2 | 17 | — | — |
| Familiares | H. 3.038 | 1.970 | 4 | 327 | 29 | 42 | 144 | 37 | 438 | 21 | 26 |
| | M. 6.146 | 3.363 | 6 | 594 | 66 | 65 | 270 | 65 | 620 | 64 | 33 |
| Servidumbre | H. 1 | — | — | — | — | — | — | — | — | — | — |
| | M. 201 | 89 | — | 27 | 1 | 2 | 16 | 38 | 26 | 2 | — |
| Desocupados | H. 69 | — | — | — | — | — | — | — | 1 | — | 68 |
| | M. 21 | — | — | — | — | — | — | — | — | — | 21 |
| Graneros | 12.794 | 8.675 | 19 | 1.400 | 137 | 175 | 625 | 199 | 1.281 | 133 | 148 |
| Patrones | H. 500 | 327 | 1 | 67 | 4 | 11 | 66 | 7 | 19 | 20 | — |
| | M. 132 | 4 | — | 25 | — | — | 36 | 22 | 38 | 7 | — |
| Empleados | H. 123 | 88 | — | 5 | 2 | 5 | 7 | 4 | 12 | — | — |
| | M. 24 | 5 | — | — | — | 2 | 2 | 1 | 14 | — | — |
| Obreros | H. 1.709 | 1.547 | 5 | 49 | 20 | 47 | 9 | 7 | 25 | — | — |
| | M. 84 | 73 | — | 4 | — | — | 1 | 2 | 4 | — | — |
| Familiares | H. 1.901 | 1.368 | 1 | 79 | 11 | 74 | 77 | 16 | 254 | 12 | 6 |
| | M. 3.356 | 2.585 | 5 | 127 | 20 | 109 | 178 | 33 | 253 | 32 | 14 |
| Servidumbre | H. 24 | 9 | 1 | 2 | — | 1 | 2 | 6 | 3 | — | — |
| | M. 104 | 51 | — | 2 | 2 | 4 | 18 | 15 | 9 | 3 | — |
| Desocupados | H. 27 | — | — | — | — | — | — | — | — | — | 27 |
| | M. 11 | — | — | — | — | — | — | — | — | — | 11 |
| Mostazal | 7.995 | 6.057 | 13 | 338 | 62 | 253 | 396 | 113 | 631 | 74 | 58 |
| Patrones | H. 566 | 305 | 1 | 67 | 2 | 2 | 164 | 8 | 4 | 13 | — |
| | M. 246 | 17 | — | 93 | — | — | 43 | 29 | 53 | 11 | — |
| Empleados | H. 112 | 71 | 1 | 8 | 1 | 3 | 12 | 1 | 16 | — | — |
| | M. 44 | 2 | — | 13 | — | 3 | 4 | 1 | 21 | — | — |
| Obreros | H. 840 | 621 | 47 | 69 | 20 | 28 | 10 | 4 | 50 | — | 1 |
| | M. 36 | 14 | — | 17 | — | 1 | — | 1 | 3 | — | — |
| Familiares | H. 1.490 | 743 | 26 | 154 | 13 | 29 | 207 | 40 | 249 | 19 | 10 |
| | M. 2.766 | 1.513 | 52 | 264 | 26 | 60 | 370 | 48 | 381 | 33 | 19 |
| Servidumbre | H. 13 | 10 | — | — | — | — | 1 | 1 | 1 | — | — |
| | M. 101 | 32 | — | 4 | — | 3 | 32 | 9 | 14 | 7 | — |
| Desocupados | H. 24 | — | — | — | — | — | — | — | — | — | 24 |
| | M. 8 | — | — | — | — | — | — | — | — | — | 8 |
| Doñihue | 6.246 | 3.328 | 127 | 679 | 62 | 129 | 843 | 141 | 792 | 83 | 62 |
| Patrones | H. 699 | 547 | — | 48 | 7 | 2 | 77 | 4 | 6 | 8 | — |
| | M. 211 | 57 | — | 32 | — | — | 13 | 11 | 81 | 17 | — |
| Empleados | H. 88 | 63 | — | 6 | 3 | 3 | 3 | 3 | 10 | — | — |
| | M. 42 | 9 | — | 5 | — | 1 | — | 1 | 24 | — | — |
| Obreros | H. 1.639 | 1.504 | 6 | 33 | 36 | 23 | 2 | 4 | 31 | — | — |
| | M. 66 | 51 | — | 6 | — | — | 1 | 1 | 7 | — | — |
| Familiares | H. 2.028 | 1.522 | 8 | 88 | 28 | 22 | 85 | 19 | 244 | 4 | 8 |
| | M. 3.865 | 3.135 | 7 | 143 | 40 | 27 | 148 | 21 | 308 | 16 | 20 |
| Servidumbre | H. 18 | 13 | — | — | — | — | — | — | 5 | — | — |
| | M. 110 | 75 | — | 2 | — | 2 | 6 | 6 | 15 | 3 | — |
| Desocupados | H. 44 | — | — | — | — | — | — | — | — | — | 44 |
| | M. 11 | — | — | — | — | — | — | — | — | — | 11 |
| Coltauco | 8.821 | 6.976 | 21 | 363 | 114 | 80 | 337 | 67 | 731 | 48 | 84 |

| ACTIVIDADES | Totales | Agricultura, selvicultura y pesca | Industrias extractivas | Industrias manufactureras | Edificación y construcción | Transportes y comunicaciones | Comercio | Hotelería y servicios personales | Servicios públicos y otros de interés general | Rentistas | Varios |
|--------------------------|---------------|-----------------------------------|------------------------|---------------------------|----------------------------|------------------------------|--------------|----------------------------------|---|------------|------------|
| Patrones H. | 300 | 9 | 1 | 59 | 6 | 5 | 87 | 14 | 7 | 25 | — |
| M. | 134 | 9 | — | 21 | — | — | 16 | 28 | 29 | 31 | — |
| Empleados H. | 122 | 40 | — | 7 | 4 | 8 | 20 | 1 | 42 | — | — |
| M. | 50 | 2 | 1 | 2 | — | 2 | 4 | 1 | 38 | — | — |
| Obreros H. | 2.142 | 1.721 | 17 | 203 | 56 | 40 | 32 | 9 | 64 | — | — |
| M. | 103 | 77 | — | 13 | 1 | — | 1 | 5 | 6 | — | — |
| Familiares H. | 1.852 | 1.122 | 4 | 202 | 35 | 29 | 113 | 39 | 269 | 36 | 3 |
| M. | 3.655 | 2.328 | 3 | 383 | 72 | 72 | 248 | 54 | 403 | 75 | 17 |
| Servidumbre H. | 31 | 18 | — | 3 | — | — | 3 | 1 | 3 | 4 | — |
| M. | 189 | 72 | 1 | 6 | — | 2 | 44 | 20 | 27 | 17 | — |
| Desocupados H. | 78 | — | — | — | — | — | — | 1 | — | — | 77 |
| M. | 44 | — | — | — | — | — | — | 1 | — | — | 43 |
| Puerto | 8.700 | 5.485 | 27 | 899 | 174 | 158 | 568 | 174 | 887 | 188 | 140 |
| Patrones H. | 559 | 354 | 1 | 48 | 5 | 4 | 120 | 10 | 3 | 14 | — |
| M. | 212 | 75 | — | 71 | — | 2 | 18 | 26 | 7 | 12 | — |
| Empleados H. | 173 | 125 | 1 | 9 | 5 | 10 | 5 | — | 18 | — | — |
| M. | 29 | 5 | — | 1 | — | 2 | — | — | 19 | — | 2 |
| Obreros H. | 1.987 | 1.769 | 12 | 36 | 65 | 67 | 9 | 2 | 26 | 1 | — |
| M. | 80 | 58 | — | 9 | — | 2 | 2 | 8 | 1 | — | — |
| Familiares H. | 2.385 | 1.849 | 4 | 90 | 9 | 56 | 127 | 22 | 199 | 25 | 4 |
| M. | 4.354 | 3.469 | 6 | 163 | 28 | 86 | 244 | 46 | 264 | 41 | 17 |
| Servidumbre H. | 30 | 17 | — | 1 | — | — | 3 | — | 6 | 3 | — |
| M. | 131 | 82 | 2 | 7 | 2 | 3 | 20 | 8 | 7 | — | 28 |
| Desocupados H. | 29 | — | — | 1 | — | — | — | — | — | — | 3 |
| M. | 3 | — | — | — | — | — | — | — | — | — | — |
| Las Cabras | 9.972 | 7.803 | 27 | 436 | 115 | 232 | 548 | 122 | 540 | 95 | 54 |
| Patrones H. | 1.569 | 1.006 | 2 | 189 | 10 | 23 | 258 | 16 | 32 | 32 | 1 |
| M. | 379 | 37 | — | 110 | — | — | 49 | 59 | 98 | 26 | — |
| Empleados H. | 498 | 331 | — | 22 | 5 | 9 | 49 | 3 | 78 | — | 1 |
| M. | 90 | 4 | — | 8 | — | 3 | 5 | 2 | 68 | — | — |
| Obreros H. | 4.477 | 3.945 | 15 | 162 | 88 | 74 | 36 | 25 | 124 | 6 | — |
| M. | 86 | 46 | 1 | 10 | — | 5 | 6 | 15 | 3 | — | — |
| Familiares H. | 5.263 | 3.538 | 1 | 344 | 57 | 88 | 267 | 51 | 847 | 38 | 12 |
| M. | 9.841 | 7.354 | 6 | 517 | 105 | 144 | 523 | 63 | 1.009 | 80 | 40 |
| Servidumbre H. | 415 | 172 | — | 25 | 1 | 3 | 58 | 49 | 95 | 12 | — |
| M. | 123 | — | — | — | — | — | — | — | 1 | — | 122 |
| Desocupados H. | 41 | — | — | — | — | — | — | — | — | — | 41 |
| M. | — | — | — | — | — | — | — | — | — | — | — |
| San Vicente | 22.782 | 16.433 | 25 | 1.387 | 266 | 349 | 1.271 | 284 | 2.355 | 194 | 218 |
| Patrones H. | 395 | 237 | 1 | 38 | 3 | 6 | 99 | 3 | 2 | 6 | — |
| M. | 188 | 42 | — | 61 | — | — | 16 | 12 | 45 | 11 | — |
| Empleados H. | 146 | 105 | 1 | 3 | 5 | 2 | 9 | 1 | 20 | — | — |
| M. | 15 | 4 | — | 1 | — | 2 | — | — | 8 | — | — |
| Obreros H. | 2.507 | 2.347 | 38 | 45 | 38 | 3 | 6 | 5 | 25 | — | — |
| M. | 75 | 60 | — | 11 | — | — | 2 | — | 2 | — | — |
| Familiares H. | 2.146 | 1.794 | 33 | 86 | 19 | 4 | 115 | 10 | 59 | 7 | 18 |
| M. | 4.073 | 3.326 | 58 | 193 | 39 | 10 | 276 | 21 | 116 | 22 | 12 |
| Servidumbre H. | 26 | 16 | — | 1 | — | 1 | 4 | 2 | 2 | 1 | — |
| M. | 108 | 58 | 1 | 1 | 1 | — | 22 | 11 | 13 | — | — |
| Desocupados H. | 24 | 2 | — | — | — | — | — | — | — | — | 22 |
| M. | 7 | 1 | — | 1 | — | — | — | — | — | — | 5 |
| Pichidegua | 9.710 | 7.992 | 132 | 440 | 105 | 28 | 550 | 65 | 293 | 48 | 57 |
| Patrones H. | 1.156 | 430 | — | 248 | 38 | 27 | 300 | 27 | 32 | 54 | — |
| M. | 496 | 33 | — | 136 | — | 1 | 77 | 71 | 142 | 36 | — |
| Empleados H. | 408 | 163 | 1 | 33 | 2 | 21 | 72 | 4 | 111 | — | 1 |
| M. | 156 | 9 | — | 14 | — | 12 | 19 | 1 | 101 | — | — |
| Obreros H. | 4.263 | 3.219 | 9 | 519 | 111 | 54 | 48 | 27 | 271 | 2 | 3 |
| M. | 219 | 74 | — | 100 | — | 1 | 5 | 6 | 33 | — | — |
| Familiares H. | 4.698 | 2.350 | 8 | 603 | 92 | 86 | 422 | 87 | 859 | 33 | 58 |
| M. | 8.859 | 4.876 | 14 | 1.092 | 198 | 203 | 773 | 144 | 1.361 | 109 | 80 |
| Servidumbre H. | — | — | — | — | — | — | — | — | — | — | — |
| M. | 483 | 161 | — | 72 | 2 | — | 91 | 59 | 84 | 17 | — |
| Desocupados H. | 136 | — | — | — | — | — | — | — | 1 | — | 135 |
| M. | 85 | — | — | — | — | — | — | — | — | — | 85 |
| Rengo | 20.850 | 11.315 | 32 | 2.817 | 443 | 405 | 1.807 | 423 | 2.995 | 251 | 362 |
| Patrones H. | 265 | 67 | — | 53 | 11 | 7 | 93 | 12 | 16 | 6 | — |
| M. | 86 | — | — | 20 | — | — | 18 | 21 | 16 | 11 | — |
| Empleados H. | 157 | 87 | 9 | 10 | 7 | 13 | 12 | 1 | 18 | — | — |
| M. | 37 | 3 | — | 1 | — | 4 | 6 | 1 | 22 | — | — |
| Obreros H. | 2.193 | 1.871 | 29 | 77 | 90 | 67 | 14 | 10 | 35 | — | — |
| M. | 107 | 79 | — | 16 | 1 | 1 | 5 | 4 | 1 | — | — |
| Familiares H. | 2.249 | 1.561 | 34 | 91 | 77 | 77 | 113 | 36 | 241 | 6 | 13 |
| M. | 4.031 | 2.821 | 63 | 212 | 127 | 150 | 228 | 57 | 322 | 21 | 30 |
| Servidumbre H. | 14 | 8 | — | 2 | — | — | 1 | 3 | — | — | — |
| M. | 159 | 71 | 1 | 14 | 2 | 5 | 24 | 30 | 9 | 3 | 46 |
| Desocupados H. | 46 | — | — | — | — | — | — | — | — | — | 4 |
| M. | 4 | — | — | — | — | — | — | — | — | — | — |
| Requinoa | 9.348 | 6.568 | 136 | 496 | 315 | 324 | 514 | 175 | 679 | 48 | 93 |

| ACTIVIDADES | Totales | Agricultura, selvi- cultura y pesca | Indus- trias extracti- vas | Indus- trias manufac- turas | Edificación y construc- ción | Transpor- tes y comu- nicaciones | Comer- cio | Hotelería y servicios perso- nales | Servicios públicos y otros de interés general | Rentistas | Varios |
|--|----------------|-------------------------------------|----------------------------|-----------------------------|------------------------------|----------------------------------|---------------|------------------------------------|---|--------------|--------------|
| Patrones H. | 203 | 130 | — | 13 | 1 | 3 | 48 | 1 | 1 | 7 | — |
| M. | 65 | 6 | — | 9 | — | — | 9 | 6 | 32 | 3 | — |
| Empleados H. | 65 | 55 | — | — | — | — | — | — | 10 | — | — |
| M. | 6 | — | — | — | — | — | — | 5 | — | — | — |
| Obreros H. | 739 | 597 | 23 | 94 | 4 | 9 | 3 | 1 | 8 | — | — |
| M. | 23 | 14 | — | 7 | — | 1 | 1 | 2 | — | — | — |
| Familiares H. | 952 | 622 | 19 | 101 | — | 18 | 71 | 12 | 101 | 6 | 2 |
| M. | 1.689 | 1.112 | 39 | 203 | 10 | 23 | 108 | 28 | 141 | 18 | 7 |
| Servidumbre H. | 6 | 5 | — | — | — | — | 1 | — | — | — | — |
| M. | 48 | 33 | — | 4 | — | — | 5 | 4 | — | 2 | — |
| Desocupados H. | 16 | — | — | — | — | — | — | — | — | — | 16 |
| M. | 1 | — | — | — | — | — | — | — | — | — | 1 |
| Olivar..... | 3.015 | 2.574 | 81 | 451 | 15 | 54 | 246 | 59 | 293 | 36 | 26 |
| Patrones H. | 589 | 332 | 1 | 86 | 3 | 6 | 114 | 10 | 12 | 25 | — |
| M. | 219 | 9 | — | 37 | — | — | 34 | 34 | 90 | 16 | — |
| Empleados H. | 152 | 109 | — | 3 | — | 17 | 9 | — | 14 | — | — |
| M. | 37 | 3 | — | 1 | — | 1 | 1 | 2 | 29 | — | — |
| Obreros H. | 1.644 | 1.455 | 6 | 63 | 18 | 33 | 18 | 2 | 47 | 2 | — |
| M. | 56 | 39 | — | 5 | — | 5 | 1 | 2 | 3 | 1 | — |
| Familiares H. | 1.980 | 1.315 | 5 | 124 | 6 | 44 | 154 | 13 | 286 | 23 | 10 |
| M. | 3.388 | 2.334 | 5 | 248 | 18 | 87 | 262 | 21 | 353 | 44 | 16 |
| Servidumbre H. | 22 | 13 | — | 5 | — | 1 | 1 | 5 | — | — | — |
| M. | 204 | 120 | — | 7 | — | 5 | 14 | 20 | 31 | 7 | — |
| Desocupados H. | 17 | — | — | — | — | — | — | — | — | — | 17 |
| M. | 6 | — | — | — | — | — | — | 1 | — | — | 4 |
| Malloa..... | 8.313 | 5.729 | 17 | 576 | 45 | 199 | 608 | 110 | 865 | 117 | 47 |
| Patrones H. | 312 | 208 | 1 | 34 | 6 | 4 | 50 | 2 | 4 | 3 | — |
| M. | 157 | 36 | — | 18 | — | — | 21 | 11 | 63 | 8 | — |
| Empleados H. | 84 | 67 | — | 1 | — | 1 | 1 | — | 14 | — | — |
| M. | 26 | 2 | — | 1 | — | — | 5 | — | 17 | — | — |
| Obreros H. | 650 | 601 | — | 19 | 9 | 3 | 3 | — | 15 | — | — |
| M. | 35 | 16 | — | 13 | — | — | — | 2 | 4 | — | — |
| Familiares H. | 1.045 | 716 | 2 | 45 | 10 | 3 | 53 | 18 | 182 | 6 | 10 |
| M. | 1.601 | 1.196 | 2 | 80 | 23 | 8 | 101 | 18 | 158 | 11 | 4 |
| Servidumbre H. | 11 | 7 | — | 1 | — | — | 2 | — | 1 | — | — |
| M. | 94 | 58 | — | 2 | 3 | — | 10 | 11 | 7 | 3 | — |
| Desocupados H. | 15 | — | — | 1 | — | — | — | — | — | — | 15 |
| M. | 4 | — | — | — | — | — | — | — | — | — | 4 |
| Coinco..... | 4.034 | 2.907 | 5 | 215 | 51 | 20 | 244 | 64 | 465 | 51 | 32 |
| Patrones H. | 379 | 253 | — | 35 | 2 | 3 | 64 | 6 | 3 | 13 | — |
| M. | 118 | 22 | — | 26 | — | — | 14 | 16 | 14 | 26 | — |
| Empleados H. | 105 | 78 | — | 2 | — | — | 12 | — | 13 | — | — |
| M. | 36 | 3 | — | 6 | — | 2 | 5 | 1 | 19 | — | — |
| Obreros H. | 983 | 906 | — | 17 | 24 | 5 | 9 | 4 | 18 | — | — |
| M. | 27 | 21 | — | 4 | — | — | — | 2 | — | — | — |
| Familiares H. | 1.168 | 835 | — | 68 | 1 | 6 | 74 | 22 | 145 | 16 | 1 |
| M. | 2.203 | 1.607 | — | 119 | 23 | 11 | 142 | 25 | 206 | 39 | 31 |
| Servidumbre H. | 101 | 60 | — | 3 | — | — | 11 | 8 | 12 | 6 | — |
| M. | 16 | — | — | — | — | — | — | — | — | — | 16 |
| Desocupados H. | 6 | — | — | — | — | — | — | — | — | — | 6 |
| M. | — | — | — | — | — | — | — | — | — | — | — |
| Quinta de Tilcoco... | 5.142 | 3.785 | — | 280 | 51 | 28 | 331 | 84 | 430 | 99 | 84 |
| Patrones H. | 10.316 | 4.718 | 26 | 1.561 | 166 | 250 | 2.751 | 246 | 226 | 367 | 5 |
| M. | 4.362 | 362 | 4 | 1.159 | 6 | 6 | 771 | 722 | 1.028 | 310 | — |
| Empleados H. | 4.998 | 1.664 | 1.111 | 299 | 64 | 199 | 586 | 55 | 891 | 3 | 126 |
| M. | 1.325 | 57 | 50 | 104 | — | 94 | 171 | 35 | 811 | — | 3 |
| Obreros H. | 41.668 | 27.892 | 6.448 | 2.867 | 1.102 | 850 | 440 | 310 | 1.738 | 18 | 13 |
| M. | 1.947 | 1.098 | 47 | 406 | 3 | 21 | 56 | 180 | 133 | 3 | — |
| Familiares H. | 45.358 | 23.595 | 4.271 | 3.807 | 734 | 1.015 | 3.324 | 859 | 6.817 | 357 | 679 |
| M. | 83.477 | 46.472 | 7.846 | 7.151 | 1.550 | 1.889 | 6.529 | 1.367 | 10.025 | 913 | 801 |
| Servidumbre H. | 254 | 127 | 10 | 15 | 1 | 4 | 27 | 25 | 37 | 7 | 1 |
| M. | 4.445 | 1.310 | 388 | 330 | 35 | 61 | 753 | 726 | 697 | 135 | 10 |
| Desocupados H. | 1.537 | 3 | 2 | 2 | — | 3 | — | 13 | 6 | 3 | 1.506 |
| M. | 612 | 2 | 1 | 2 | — | — | 2 | 2 | — | — | 603 |
| Total provincia de O'Higgins..... | 200.297 | 106.220 | 20.204 | 17.703 | 3.663 | 4.392 | 18.410 | 4.534 | 22.408 | 2.116 | 3.647 |
| Patrones..... | 14.678 | 5.080 | 30 | 2.720 | 166 | 256 | 3.522 | 968 | 1.254 | 677 | 5 |
| Empleados..... | 6.323 | 1.721 | 1.161 | 403 | 64 | 293 | 757 | 90 | 1.702 | 3 | 129 |
| Obreros..... | 43.615 | 28.980 | 6.495 | 3.273 | 1.105 | 871 | 496 | 490 | 1.871 | 21 | 13 |
| Familiares..... | 128.835 | 68.997 | 12.117 | 10.958 | 2.294 | 2.904 | 9.853 | 2.220 | 16.842 | 1.270 | 1.380 |
| Servidumbre..... | 4.697 | 1.437 | 398 | 345 | 34 | 65 | 780 | 751 | 734 | 142 | 11 |
| Desocupados..... | 2.149 | 5 | 3 | 4 | — | 3 | 2 | 15 | 5 | 3 | 2.109 |
| Total general..... | 200.297 | 106.220 | 20.204 | 17.703 | 3.663 | 4.392 | 18.410 | 4.534 | 22.408 | 2.116 | 3.647 |

ACTIVIDADES POR SEXO, SITUACION Y COMUNAS.—PROVINCIA DE COLCHAGUA

| ACTIVIDADES | Totales | Agricultura, selvi-cultura y pesca | Indus-trias extracti-vas | Indus-trias manufac-tureras | Edificaci3n y construc-ci3n | Transpor-tes y comu-nicaciones | Comer-cio | Hoteleria y servicios y persona-les | Servicios p3blicos y otros de inter3s general | Rentistas | Varios |
|-------------------------|---------------|------------------------------------|--------------------------|-----------------------------|-----------------------------|--------------------------------|--------------|-------------------------------------|---|------------|------------|
| Patrones H. | 1.239 | 754 | 3 | 137 | 6 | 18 | 222 | 14 | 50 | 35 | — |
| M. | 518 | 52 | — | 200 | — | — | 35 | 63 | 129 | 39 | — |
| Empleados H. | 388 | 193 | 3 | 27 | 8 | 2 | 43 | 6 | 106 | — | — |
| M. | 101 | 8 | — | 12 | — | 7 | 14 | 7 | 53 | — | — |
| Obreros H. | 3.864 | 3.485 | 17 | 104 | 71 | 16 | 23 | 23 | 122 | — | — |
| M. | 121 | 92 | — | 15 | — | 1 | 1 | 9 | 3 | — | — |
| Familiares H. | 4.324 | 3.235 | 11 | 216 | 41 | 30 | 254 | 42 | 435 | 33 | 27 |
| M. | 8.654 | 6.527 | 28 | 469 | 106 | 50 | 478 | 87 | 676 | 98 | 36 |
| Servidumbre H. | 23 | 14 | — | 1 | — | — | 2 | — | 6 | 1 | — |
| M. | 413 | 221 | — | 15 | 4 | — | 5 | 36 | 55 | 12 | — |
| Desocupados H. | 99 | — | — | — | — | — | — | — | — | — | 99 |
| M. | 25 | — | — | — | — | — | — | — | — | — | 25 |
| Santa Cruz | 19.669 | 14.584 | 62 | 1.196 | 236 | 129 | 1.137 | 287 | 1.633 | 218 | 187 |
| Patrones H. | 239 | 83 | — | 34 | 11 | 5 | 72 | 3 | 13 | 18 | — |
| M. | 88 | 2 | — | 31 | — | — | 7 | 15 | 24 | 9 | — |
| Empleados H. | 134 | 92 | 1 | 12 | — | — | 10 | 4 | 15 | — | — |
| M. | 32 | 4 | — | — | — | 2 | 2 | — | 24 | — | — |
| Obreros H. | 3.098 | 2.876 | — | 138 | 9 | 38 | 5 | 2 | 30 | — | — |
| M. | 123 | 108 | — | 9 | — | 1 | — | 4 | 1 | — | — |
| Familiares H. | 2.425 | 1.809 | — | 160 | 19 | 53 | 76 | 12 | 267 | 22 | 7 |
| M. | 4.439 | 3.568 | — | 255 | 24 | 89 | 144 | 13 | 288 | 41 | 17 |
| Servidumbre H. | 17 | 12 | — | 1 | — | — | — | 2 | — | — | — |
| M. | 151 | 99 | — | 6 | 1 | — | — | — | — | — | — |
| Desocupados H. | 26 | — | — | — | — | 5 | 12 | 21 | 6 | — | 26 |
| M. | 6 | 2 | — | — | — | — | — | — | — | — | 3 |
| Palmilla | 10.777 | 8.655 | 1 | 646 | 65 | 203 | 322 | 72 | 668 | 92 | 53 |
| Patrones H. | 199 | 49 | — | 34 | 4 | — | 89 | 8 | 3 | 16 | — |
| M. | 79 | 4 | — | 42 | — | — | 7 | 18 | 1 | 7 | — |
| Empleados H. | 115 | 75 | — | 7 | 2 | 8 | 8 | — | 15 | — | — |
| M. | 19 | — | — | 1 | — | 3 | 3 | — | 12 | — | — |
| Obreros H. | 1.666 | 1.561 | 3 | 32 | 9 | 24 | 4 | 3 | 20 | — | — |
| M. | 41 | 30 | — | 4 | — | 2 | — | 4 | 1 | — | — |
| Familiares H. | 1.600 | 1.158 | 1 | 67 | 23 | 30 | 89 | 23 | 91 | 17 | 9 |
| M. | 2.738 | 2.039 | 6 | 109 | 30 | 49 | 186 | 42 | 268 | — | — |
| Servidumbre H. | — | — | — | — | — | — | — | — | — | — | — |
| M. | 135 | 53 | — | 3 | — | — | 5 | 16 | 14 | 32 | — |
| Desocupados H. | 24 | — | — | — | — | — | — | — | — | — | 24 |
| M. | 14 | — | — | — | — | — | — | — | — | 4 | 10 |
| Peralillo | 6.520 | 4.965 | 10 | 299 | 68 | 121 | 402 | 110 | 425 | 76 | 44 |
| Patrones H. | 221 | 139 | — | 19 | 2 | — | 42 | 1 | 8 | 10 | — |
| M. | 86 | 6 | — | 28 | — | — | 5 | 14 | 28 | 5 | — |
| Empleados H. | 96 | 79 | — | — | — | — | 7 | — | 9 | — | — |
| M. | 17 | — | — | 3 | — | — | 2 | — | 9 | — | — |
| Obreros H. | 751 | 623 | 1 | 8 | 19 | 67 | 3 | 1 | 8 | 1 | — |
| M. | 4 | 2 | — | 1 | — | — | — | — | 1 | — | — |
| Familiares H. | 930 | 587 | — | 34 | 7 | 51 | 48 | 12 | 181 | 5 | 5 |
| M. | 1.867 | 1.258 | — | 86 | 17 | 115 | 102 | 9 | 238 | 30 | 12 |
| Servidumbre H. | 8 | 7 | — | — | — | — | — | — | — | — | — |
| M. | 46 | 23 | — | 2 | 1 | 7 | — | 3 | 4 | — | — |
| Desocupados H. | 9 | — | — | — | — | — | — | — | — | — | 9 |
| M. | 2 | — | — | — | — | — | — | — | — | — | 2 |
| Marchig3e | 4.017 | 2.724 | 1 | 181 | 46 | 249 | 209 | 41 | 486 | 51 | 29 |
| Patrones H. | 40 | — | — | 11 | 4 | — | 23 | — | 1 | 1 | — |
| M. | 35 | 11 | — | 8 | — | — | 3 | 3 | 9 | 1 | — |
| Empleados H. | 4 | — | — | — | — | — | — | — | 4 | — | — |
| M. | 7 | — | — | — | — | 1 | — | — | 6 | — | — |
| Obreros H. | 608 | 597 | — | 3 | — | 2 | — | — | 6 | — | — |
| M. | 13 | 9 | — | 2 | — | — | — | 1 | 1 | — | — |
| Familiares H. | 541 | 468 | — | 16 | 1 | 2 | 20 | 1 | 33 | — | — |
| M. | 1.187 | 1.002 | — | 23 | 7 | 3 | 46 | 7 | 98 | 1 | — |
| Servidumbre H. | — | — | — | — | — | — | — | — | — | — | — |
| M. | 39 | 25 | — | 1 | — | — | 2 | 4 | 7 | — | — |
| Desocupados H. | 5 | — | — | — | — | — | — | — | — | — | 5 |
| M. | — | — | — | — | — | — | — | — | — | — | — |
| Rosario | 2.479 | 2.112 | — | 64 | 12 | 8 | 94 | 16 | 165 | 3 | 5 |
| Patrones H. | 332 | 213 | — | 31 | — | 3 | 69 | 1 | 6 | 9 | — |
| M. | 83 | 11 | 1 | 38 | — | — | 8 | 20 | 1 | 4 | — |
| Empleados H. | 126 | 79 | 2 | 10 | — | 4 | 13 | 1 | 17 | — | — |
| M. | 17 | — | — | — | — | — | 3 | — | 10 | — | — |
| Obreros H. | 1.100 | 850 | 113 | 28 | 29 | 44 | 12 | 4 | 19 | — | 1 |
| M. | 21 | 12 | 1 | 3 | — | 1 | — | — | 2 | — | — |
| Familiares H. | 1.650 | 1.121 | 122 | 56 | 10 | 49 | 94 | 21 | 170 | 4 | 3 |
| M. | 3.158 | 2.127 | 229 | 135 | 36 | 84 | 177 | 17 | 336 | 9 | 8 |
| Servidumbre H. | — | — | — | — | — | — | — | — | — | — | — |
| M. | 68 | 21 | — | 4 | 1 | 3 | 13 | 9 | 10 | 7 | — |
| Desocupados H. | 10 | — | — | — | — | — | — | — | — | — | 10 |
| M. | 5 | — | — | 2 | — | — | — | — | — | — | 5 |
| Pichilemu | 6.570 | 4.438 | 468 | 307 | 76 | 189 | 392 | 78 | 571 | 83 | 24 |

| ACTIVIDADES | Totales | Agricultura, selvicultura y pesca | Industrias extractivas | Industrias manufactureras | Edificación y construcción | Transportes y comunicaciones | Comercio | Hotelería y servicios personales | Servicios públicos y otros de interés general | Rentistas | Varios |
|---------------------------|---------------|-----------------------------------|------------------------|---------------------------|----------------------------|------------------------------|--------------|----------------------------------|---|------------|------------|
| Patrones H. | 192 | 131 | 1 | 17 | 2 | 1 | 23 | 1 | 6 | 10 | — |
| Patrones M. | 103 | 23 | — | 31 | — | — | 13 | 9 | 25 | — | 2 |
| Empleados H. | 72 | 65 | — | — | — | 1 | — | — | 6 | — | — |
| Empleados M. | 13 | 2 | — | 1 | — | — | — | — | 10 | — | — |
| Obreros H. | 769 | 711 | — | 22 | 14 | 1 | 2 | — | 8 | 1 | — |
| Obreros M. | 18 | 5 | — | 9 | — | — | — | 4 | — | — | — |
| Familiares H. | 895 | 673 | 2 | 57 | 16 | 4 | 14 | 6 | 119 | 1 | — |
| Familiares M. | 1.586 | 1.332 | 3 | 70 | 12 | 4 | 44 | 7 | 110 | 4 | — |
| Servidumbre H. | 3 | 3 | — | — | — | — | — | — | — | — | — |
| Servidumbre M. | 74 | 47 | — | 3 | — | — | 12 | 2 | 10 | — | — |
| Desocupados H. | 2 | — | — | — | — | — | — | — | — | — | 2 |
| Desocupados M. | — | — | — | — | — | — | — | — | — | — | — |
| Pumanque | 3.717 | 2.995 | 6 | 210 | 44 | 11 | 108 | 29 | 294 | 16 | 4 |
| Patrones H. | 636 | 390 | — | 84 | 9 | 6 | 122 | 8 | 9 | 8 | — |
| Patrones M. | 154 | — | 1 | 71 | — | 1 | 12 | 20 | 43 | 6 | — |
| Empleados H. | 191 | 169 | — | 5 | 2 | — | 14 | 2 | 18 | — | — |
| Empleados M. | 34 | 2 | — | 4 | — | 3 | 9 | — | 16 | — | — |
| Obreros H. | 1.768 | 1.589 | 6 | 40 | 8 | 7 | 11 | 4 | 93 | — | — |
| Obreros M. | 42 | 37 | — | 1 | — | 2 | 1 | 1 | — | — | — |
| Familiares H. | 2.088 | 1.687 | — | 106 | 11 | 9 | 112 | 42 | 210 | 7 | 4 |
| Familiares M. | 4.248 | 3.088 | 2 | 269 | 14 | 16 | 236 | 59 | 532 | 24 | 8 |
| Servidumbre H. | 23 | 8 | — | 1 | — | — | 3 | 5 | 5 | 1 | — |
| Servidumbre M. | 180 | 102 | — | 10 | — | — | 25 | 16 | 27 | — | — |
| Desocupados H. | 25 | — | — | — | — | — | — | 2 | — | — | 23 |
| Desocupados M. | 3 | — | — | — | — | — | 2 | — | — | — | 1 |
| Chépica | 9.382 | 6.953 | 9 | 591 | 44 | 44 | 547 | 159 | 953 | 46 | 36 |
| Patrones H. | 402 | 341 | 2 | 14 | 2 | — | 36 | 1 | — | 6 | — |
| Patrones M. | 72 | 15 | — | 30 | — | — | 11 | 9 | 1 | 6 | — |
| Empleados H. | 144 | 124 | 2 | 5 | — | — | 3 | — | 10 | — | — |
| Empleados M. | 20 | — | — | 8 | — | — | 1 | — | 9 | — | — |
| Obreros H. | 838 | 774 | 29 | 5 | 6 | 5 | 3 | 6 | 10 | — | — |
| Obreros M. | 40 | 29 | — | 9 | — | — | — | — | 1 | — | — |
| Familiares H. | 1.608 | 1.233 | 31 | 27 | 5 | 4 | 56 | 15 | 243 | 3 | 1 |
| Familiares M. | 3.131 | 2.505 | 63 | 54 | 16 | 6 | 127 | 15 | 333 | 7 | 5 |
| Servidumbre H. | 11 | 11 | — | — | — | — | — | — | — | — | — |
| Servidumbre M. | 88 | 46 | 1 | 2 | — | 1 | 9 | 18 | 10 | 1 | — |
| Desocupados H. | 5 | — | — | — | — | — | — | — | — | — | 5 |
| Desocupados M. | — | — | — | — | — | — | — | — | — | — | — |
| Paredones..... | 6.339 | 5.078 | 128 | 154 | 29 | 17 | 247 | 64 | 607 | 24 | 11 |
| Patrones H. | 209 | 149 | — | 18 | 1 | — | 34 | 2 | 3 | 2 | — |
| Patrones M. | 62 | 14 | — | 21 | — | — | 5 | 10 | 11 | 1 | — |
| Empleados H. | 72 | 61 | — | 1 | — | — | — | — | 8 | — | — |
| Empleados M. | 13 | 3 | — | 1 | — | — | — | — | 8 | — | — |
| Obreros H. | 624 | 597 | — | 7 | 4 | 3 | — | 1 | 12 | — | — |
| Obreros M. | 15 | 13 | — | 1 | — | — | — | — | — | — | — |
| Familiares H. | 893 | 665 | — | 33 | 6 | — | 49 | 10 | 123 | 3 | 4 |
| Familiares M. | 1.670 | 1.305 | — | 63 | 14 | 1 | 75 | 18 | 178 | 4 | 12 |
| Servidumbre H. | 46 | 28 | — | — | — | — | — | — | — | — | — |
| Servidumbre M. | 10 | — | — | — | 1 | — | 8 | 2 | 6 | 1 | — |
| Desocupados H. | 2 | — | — | — | — | — | — | — | 1 | — | 9 |
| Desocupados M. | — | — | — | — | — | — | — | — | — | — | 2 |
| La Estrella | 3.616 | 2.835 | — | 145 | 26 | 4 | 173 | 44 | 350 | 12 | 27 |
| Patrones H. | 1.682 | 626 | — | 273 | 19 | 46 | 423 | 42 | 110 | 143 | — |
| Patrones M. | 818 | 22 | — | 171 | — | — | 149 | 148 | 248 | 79 | 1 |
| Empleados H. | 859 | 233 | 5 | 106 | 9 | 90 | 139 | 9 | 267 | 1 | — |
| Empleados M. | 275 | — | — | 20 | — | 27 | 36 | 3 | 187 | 1 | 1 |
| Obreros H. | 5.089 | 3.221 | 23 | 617 | 308 | 233 | 79 | 115 | 489 | 3 | 1 |
| Obreros M. | 492 | 200 | — | 206 | 3 | 5 | 17 | 33 | 26 | 2 | — |
| Familiares H. | 6.490 | 2.748 | 24 | 769 | 221 | 300 | 534 | 151 | 1.302 | 172 | 269 |
| Familiares M. | 11.672 | 5.108 | 45 | 1.516 | 365 | 640 | 1.064 | 246 | 2.056 | 359 | 273 |
| Servidumbre H. | 51 | 14 | — | 6 | — | 1 | 7 | 14 | 7 | 3 | — |
| Servidumbre M. | 883 | 194 | 2 | 83 | — | 8 | 203 | 92 | 207 | 65 | 3 |
| Desocupados H. | 264 | — | — | — | — | — | — | — | — | — | 264 |
| Desocupados M. | 148 | — | — | — | — | — | — | 24 | — | — | 124 |
| San Fernando | 28.723 | 12.366 | 99 | 3.766 | 933 | 1.368 | 2.651 | 877 | 4.899 | 828 | 936 |

| ACTIVIDADES | | Totales | Agricultura, selvi- cultura y pesca | Indus- trias extra- ctivas | Indus- trias manu- factureras | Edificaci3n y construcci3n | Transpor- tes y co- municaciones | Comer- cio | Hotelería y servicios personales | Servicios públicos y otros de interés general | Rentistas | Varios |
|---------------------------|---------|---------|-------------------------------------|----------------------------|-------------------------------|----------------------------|----------------------------------|------------|----------------------------------|---|-----------|--------|
| Patrones | H. | 677 | 367 | — | 94 | 7 | 12 | 164 | 11 | 8 | 14 | — |
| | M. | 332 | 10 | — | 119 | — | 1 | 77 | 66 | 40 | 20 | — |
| Empleados | H. | 246 | 156 | 3 | 11 | 1 | 8 | 33 | — | 33 | — | — |
| | M. | 153 | 9 | — | 12 | — | 12 | 16 | 2 | 100 | — | — |
| Obreros | H. | 3.282 | 3.037 | 2 | 80 | 31 | 44 | 22 | 3 | 63 | — | — |
| | M. | 232 | 95 | — | 93 | — | 1 | 6 | 6 | 33 | — | — |
| Familiares | H. | 3.360 | 2.353 | 2 | 152 | 20 | 100 | 202 | 36 | 462 | 22 | 11 |
| | M. | 5.810 | 3.738 | 6 | 520 | 168 | 153 | 517 | 104 | 551 | 38 | 26 |
| Servidumbre | H. | 20 | 8 | — | 4 | — | — | 3 | 1 | — | 4 | — |
| | M. | 430 | 128 | — | 49 | 3 | — | 94 | 56 | 84 | 16 | — |
| Desocupados | H. | 65 | — | — | — | — | — | — | 1 | — | — | 64 |
| | M. | 30 | — | — | — | — | — | — | — | — | — | 34 |
| Chimbarongo | | 14.636 | 9.901 | 12 | 1.134 | 220 | 331 | 1.135 | 285 | 1.373 | 114 | 131 |
| Patrones | H. | 489 | 286 | 1 | 54 | 12 | 9 | 97 | 9 | 6 | 15 | — |
| | M. | 174 | 38 | — | 44 | — | — | 36 | 20 | 24 | 12 | — |
| Empleados | H. | 187 | 96 | 3 | 8 | 2 | 6 | 20 | 1 | 21 | — | — |
| | M. | 53 | 9 | — | 1 | — | 4 | 7 | — | 24 | — | 8 |
| Obreros | H. | 1.945 | 1.735 | 6 | 114 | 26 | 19 | 14 | 7 | 25 | — | — |
| | M. | 284 | 126 | — | 38 | 1 | 1 | 4 | 5 | 9 | — | — |
| Familiares | H. | 2.039 | 1.503 | 10 | 140 | 20 | 44 | 130 | 23 | 139 | 9 | 19 |
| | M. | 3.973 | 3.018 | 13 | 252 | 42 | 73 | 266 | 41 | 194 | 46 | 38 |
| Servidumbre | H. | 21 | 17 | — | — | — | — | 1 | 3 | — | — | — |
| | M. | 145 | 62 | — | 23 | — | — | 4 | 30 | 9 | — | — |
| Desocupados | H. | 34 | — | — | — | — | — | — | — | — | — | 34 |
| | M. | — | — | — | — | — | — | — | — | — | — | — |
| Nancagua | | 9.214 | 6.892 | 32 | 674 | 103 | 160 | 598 | 126 | 451 | 82 | 99 |
| Patrones | H. | 313 | 204 | — | 30 | — | 2 | 62 | 1 | 3 | 11 | — |
| | M. | 117 | 29 | — | 12 | — | — | 16 | 8 | 44 | 3 | — |
| Empleados | H. | 93 | 70 | 1 | 1 | — | 7 | 1 | — | 13 | — | 5 |
| | M. | 25 | 2 | — | — | — | 6 | 1 | — | 14 | — | — |
| Obreros | H. | 1.108 | 1.010 | 1 | 23 | 17 | 17 | 5 | 1 | 32 | — | — |
| | M. | 36 | 29 | — | 4 | — | — | 5 | 5 | 1 | — | — |
| Familiares | H. | 1.294 | 964 | 5 | 35 | 22 | 33 | 65 | 6 | 163 | 5 | 6 |
| | M. | 2.496 | 1.834 | 5 | 92 | 32 | 67 | 146 | 18 | 264 | 23 | 18 |
| Servidumbre | H. | 6 | 4 | — | — | — | — | — | 1 | — | — | — |
| | M. | 68 | 40 | — | 6 | — | — | 6 | 6 | 9 | — | — |
| Desocupados | H. | 11 | — | — | — | — | — | — | — | — | — | 11 |
| | M. | 2 | — | — | — | — | — | — | — | — | — | 2 |
| Flacilla | | 5.569 | 4.186 | 13 | 202 | 71 | 134 | 302 | 46 | 534 | 42 | 39 |
| Patrones | H. | 6.870 | 3.728 | 7 | 850 | 79 | 102 | 1.478 | 102 | 226 | 298 | — |
| | M. | 2.721 | 237 | 2 | 846 | — | 2 | 384 | 422 | 628 | 192 | — |
| Empleados | H. | 2.696 | 1.493 | 20 | 193 | 24 | 143 | 251 | 19 | 542 | 1 | — |
| | M. | 779 | 40 | — | 63 | — | 69 | 98 | 17 | 482 | 1 | — |
| Obreros | H. | 26.460 | 22.669 | 200 | 1.221 | 551 | 520 | 181 | 174 | 937 | 5 | 2 |
| | M. | 1.382 | 737 | 2 | 395 | 4 | 14 | 31 | 67 | 78 | 4 | — |
| Familiares | H. | 30.037 | 20.109 | 208 | 1.868 | 422 | 709 | 1.743 | 400 | 3.918 | 303 | 357 |
| | M. | 56.529 | 38.449 | 399 | 3.913 | 873 | 1.350 | 3.898 | 683 | 6.121 | 684 | 459 |
| Servidumbre | H. | 183 | 98 | — | 12 | 1 | 1 | 16 | 26 | 18 | 10 | — |
| | M. | 2.765 | 1.089 | 3 | 206 | 19 | 58 | 401 | 294 | 468 | 136 | — |
| Desocupados | H. | 589 | — | — | — | — | — | 1 | 3 | 1 | — | 584 |
| | M. | 236 | 2 | — | 2 | — | — | 2 | 24 | — | 4 | 202 |
| Total Provincia Colchagua | | 131.248 | 86.681 | 841 | 9.569 | 1.973 | 2.968 | 8.314 | 2.231 | 13.409 | 1.637 | 1.625 |
| Patrones | | 9.591 | 3.956 | 9 | 1.696 | 79 | 104 | 1.862 | 524 | 854 | 490 | 8 |
| Empleados | | 3.475 | 1.513 | 20 | 255 | 24 | 212 | 379 | 36 | 1.024 | 2 | 9 |
| Obreros | | 27.842 | 23.456 | 202 | 1.616 | 555 | 534 | 212 | 241 | 1.015 | 9 | 2 |
| Familiares | | 86.566 | 58.558 | 607 | 5.781 | 1.295 | 2.059 | 5.341 | 1.083 | 10.039 | 987 | 816 |
| Servidumbre | | 2.949 | 1.187 | 3 | 218 | 20 | 59 | 517 | 320 | 476 | 145 | 4 |
| Desocupados | | 825 | 2 | — | 2 | — | — | 3 | 27 | 1 | 4 | 786 |
| Total general | | 131.248 | 86.681 | 841 | 9.569 | 1.973 | 2.968 | 8.314 | 2.231 | 13.409 | 1.637 | 1.625 |

ACTIVIDADES POR SEXO, SITUACION Y COMUNAS.—PROVINCIA DE CURICO

| ACTIVIDADES | Totales | Agricultura, selva-cultura y pesca | Indus-trias extracti-vas | Indus-trias manufac-tureras | Edificaci3n y construc-ci3n | Transpor-tes y comu-nicaciones | Comer-cio | Hoteleria y servicios persona-les | Servicios p3blicos y otros de inter3s general | Rentistas | Varios |
|----------------------|---------------|------------------------------------|--------------------------|-----------------------------|-----------------------------|--------------------------------|--------------|-----------------------------------|---|------------|--------------|
| Patrones H. | 2.515 | 817 | 3 | 480 | 69 | 95 | 787 | 66 | 76 | 122 | — |
| M. | 1.156 | 51 | — | 348 | 1 | 3 | 253 | 204 | 235 | 61 | — |
| Empleados H. | 1.166 | 256 | 2 | 88 | 14 | 108 | 308 | 18 | 372 | — | — |
| M. | 388 | 10 | — | 53 | — | 20 | 92 | 16 | 197 | — | — |
| Obreros H. | 5.563 | 3.468 | 12 | 774 | 293 | 219 | 157 | 112 | 625 | 3 | 2 |
| M. | 406 | 102 | — | 126 | 1 | 5 | 25 | 66 | 78 | 3 | — |
| Familiares H. | 7.230 | 2.637 | 9 | 956 | 253 | 284 | 993 | 191 | 1.695 | 122 | 132 |
| M. | 14.613 | 5.672 | 13 | 1.993 | 484 | 600 | 2.104 | 315 | 2.854 | 328 | 250 |
| Servidumbre H. | 69 | 26 | — | 6 | — | 1 | 10 | 9 | 16 | 1 | — |
| M. | 1.391 | 291 | — | 118 | 14 | 28 | 341 | 161 | 371 | 66 | 2 |
| Desocupados H. | 491 | — | — | 1 | — | — | — | — | 2 | — | 488 |
| M. | 282 | 1 | — | 3 | 1 | — | — | 1 | 1 | — | 275 |
| Curic3..... | 35.270 | 13.331 | 39 | 4.926 | 1.110 | 1.363 | 5.070 | 1.139 | 6.418 | 705 | 1.149 |
| Patrones H. | 437 | 356 | — | 21 | 2 | 6 | 38 | 2 | 2 | 10 | — |
| M. | 90 | 21 | — | 20 | — | — | 13 | 13 | 17 | 6 | — |
| Empleados H. | 138 | 110 | — | 2 | 1 | 4 | 1 | 2 | 18 | — | — |
| M. | 18 | 3 | — | 1 | — | 2 | 2 | — | 9 | 1 | — |
| Obreros H. | 2.234 | 2.076 | 1 | 28 | 18 | 7 | 3 | 3 | 96 | 1 | 1 |
| M. | 54 | 48 | — | 3 | — | 1 | — | — | — | 1 | — |
| Familiares H. | 1.834 | 1.308 | 2 | 34 | 5 | 15 | 45 | 8 | 412 | 2 | 3 |
| M. | 3.530 | 2.887 | 4 | 72 | 18 | 31 | 85 | 12 | 393 | 15 | 13 |
| Servidumbre H. | 10 | 9 | — | — | — | — | — | — | 1 | — | — |
| M. | 138 | 102 | 2 | 3 | — | 4 | 6 | 4 | 12 | 4 | 1 |
| Desocupados H. | 29 | — | — | — | — | — | — | — | — | — | 29 |
| M. | 5 | 1 | — | — | — | — | — | — | — | — | 4 |
| Romeral..... | 8.517 | 6.921 | 9 | 184 | 44 | 70 | 193 | 45 | 960 | 40 | 51 |
| Patrones H. | 668 | 440 | — | 62 | 4 | 4 | 130 | 7 | 4 | 17 | — |
| M. | 197 | 14 | — | 70 | — | 1 | 25 | 54 | 21 | 12 | — |
| Empleados H. | 261 | 204 | — | 6 | 1 | 8 | 14 | — | 28 | — | — |
| M. | 45 | 4 | — | 4 | — | 4 | 4 | 1 | 32 | — | — |
| Obreros H. | 3.565 | 3.360 | 2 | 57 | 16 | 23 | 34 | 9 | 64 | — | — |
| M. | 158 | 127 | — | 16 | — | 3 | 4 | 1 | 7 | — | — |
| Familiares H. | 3.139 | 2.430 | 2 | 108 | 15 | 21 | 180 | 38 | 319 | 20 | 6 |
| M. | 6.271 | 5.133 | 2 | 191 | 20 | 43 | 341 | 63 | 434 | 27 | 17 |
| Servidumbre H. | 18 | 14 | — | — | — | — | — | — | 1 | — | — |
| M. | 247 | 163 | — | 7 | 1 | 3 | 35 | 18 | 17 | 2 | 1 |
| Desocupados H. | 20 | — | 1 | — | — | — | — | — | 1 | — | 18 |
| M. | 3 | — | — | — | — | — | — | — | 1 | — | 2 |
| Teno..... | 14.592 | 11.885 | 7 | 521 | 57 | 110 | 768 | 192 | 929 | 79 | 44 |
| Patrones H. | 519 | 449 | — | 19 | 3 | 2 | 43 | 1 | 1 | 1 | — |
| M. | 121 | 21 | — | 26 | — | — | 12 | 15 | 37 | 10 | — |
| Empleados H. | 100 | 77 | — | 2 | 1 | 6 | 2 | — | 12 | — | — |
| M. | 21 | 1 | — | 2 | — | 2 | 1 | — | 15 | — | — |
| Obreros H. | 997 | 904 | 14 | 23 | 6 | 33 | 1 | 1 | 16 | — | — |
| M. | 51 | 44 | — | 3 | — | — | — | — | 2 | — | — |
| Familiares H. | 1.348 | 1.127 | — | 29 | 8 | 34 | 48 | 10 | 86 | 5 | 1 |
| M. | 2.612 | 2.167 | 3 | 54 | 11 | 68 | 114 | 12 | 173 | 8 | 2 |
| Servidumbre H. | 11 | 11 | — | — | — | — | — | — | — | — | — |
| M. | 96 | 63 | — | 1 | — | 5 | 5 | 8 | 11 | 3 | 6 |
| Desocupados H. | 6 | — | — | — | — | — | — | — | — | — | 2 |
| M. | 2 | — | — | — | — | — | — | — | — | — | — |
| Rauco..... | 5.884 | 4.864 | 17 | 159 | 29 | 150 | 227 | 47 | 353 | 27 | 11 |
| Patrones H. | 564 | 450 | — | 32 | 10 | 2 | 52 | 3 | 13 | 2 | — |
| M. | 251 | 62 | — | 55 | — | — | 23 | 27 | 80 | 4 | — |
| Empleados H. | 157 | 109 | 2 | 1 | 2 | 9 | 7 | — | 27 | — | — |
| M. | 25 | 2 | — | 2 | — | 4 | 2 | — | 14 | — | — |
| Obreros H. | 975 | 823 | 24 | 27 | 47 | 15 | 3 | 3 | 36 | — | — |
| M. | 70 | 52 | — | 3 | — | — | — | — | 4 | — | — |
| Familiares H. | 1.424 | 1.085 | 9 | 68 | 15 | 16 | 61 | 20 | 149 | 1 | 4 |
| M. | 2.610 | 2.065 | 12 | 90 | 33 | 38 | 105 | 34 | 218 | 4 | 11 |
| Servidumbre H. | 37 | 25 | — | 2 | — | — | — | — | 4 | — | — |
| M. | 138 | 86 | 1 | 2 | 1 | 3 | 9 | 12 | 24 | — | 24 |
| Desocupados H. | 25 | — | — | — | — | — | — | — | — | — | 2 |
| M. | 2 | — | — | — | — | — | — | — | — | — | — |
| Licant3n..... | 6.281 | 4.755 | 50 | 282 | 108 | 87 | 266 | 112 | 569 | 11 | 41 |

| ACTIVIDADES | Totales | Agricultura, selvicultura y pesca | Industrias extractivas | Industrias manufactureras | Edificación y construcción | Transportes y comunicaciones | Comercio | Hotelería y servicios personales | Servicios públicos y otros de interfa general | Rentistas | Varios |
|------------------------------|---------------|-----------------------------------|------------------------|---------------------------|----------------------------|------------------------------|--------------|----------------------------------|---|------------|--------------|
| Patrones H..... | 315 | 262 | 1 | 16 | 1 | 1 | 19 | 1 | 9 | 5 | — |
| Patrones M..... | 182 | 52 | — | 66 | — | — | 3 | — | — | — | — |
| Empleados H..... | 139 | 119 | — | 6 | 1 | 1 | 1 | 17 | 34 | 11 | — |
| Empleados M..... | 58 | 14 | — | 29 | — | 2 | — | — | 11 | — | — |
| Obreros H..... | 623 | 471 | 2 | 5 | 28 | 1 | 1 | — | 13 | — | — |
| Obreros M..... | 55 | 44 | — | 4 | — | — | — | — | 14 | 1 | — |
| Familiares H..... | 940 | 688 | 1 | 42 | 9 | 3 | 21 | 6 | 3 | — | — |
| Familiares M..... | 1.795 | 1.303 | 2 | 14 | 11 | — | 1 | 3 | 142 | 13 | 2 |
| Servidumbre H..... | 15 | 13 | — | — | — | — | — | — | 436 | 25 | — |
| Servidumbre M..... | 75 | 46 | — | — | — | — | — | 1 | — | — | — |
| Desocupados H..... | 15 | — | — | — | — | — | 2 | 11 | 17 | — | 15 |
| Desocupados M..... | 13 | — | — | — | — | — | — | — | — | — | 13 |
| Vichuquén | 4.125 | 3.011 | 6 | 179 | 50 | 8 | 48 | 59 | 680 | 54 | 30 |
| Patrones H..... | 382 | 246 | 1 | 39 | 7 | 4 | 65 | 5 | 5 | 10 | — |
| Patrones M..... | 176 | 27 | — | 74 | — | 1 | 19 | — | — | — | — |
| Empleados H..... | 126 | 85 | — | 4 | 1 | 6 | 13 | 22 | 18 | 15 | — |
| Empleados M..... | 37 | 2 | — | 4 | — | — | 17 | — | 17 | — | — |
| Obreros H..... | 1.330 | 1.200 | 1 | 43 | 16 | 3 | 12 | 2 | 14 | — | — |
| Obreros M..... | 55 | 38 | — | 4 | — | 27 | 11 | 2 | 29 | 1 | — |
| Familiares H..... | 1.478 | 1.108 | 1 | 80 | 13 | 34 | 85 | 9 | 3 | — | — |
| Familiares M..... | 2.798 | 2.136 | — | 151 | 27 | 61 | 160 | 33 | 128 | 15 | 1 |
| Servidumbre H..... | 18 | 15 | — | — | — | — | — | — | 199 | 30 | 1 |
| Servidumbre M..... | 106 | 57 | — | 7 | 2 | — | 2 | — | — | — | — |
| Desocupados H..... | 7 | — | — | — | — | 4 | 14 | 9 | 13 | — | — |
| Desocupados M..... | 3 | 1 | — | — | — | — | — | — | 1 | 1 | 6 |
| Hualañé | 6.516 | 4.915 | 3 | 408 | 66 | 140 | 382 | 96 | 427 | 72 | 8 |
| Patrones H..... | 5.400 | 3.020 | 5 | 669 | 96 | 114 | 1.134 | 85 | 110 | 167 | — |
| Patrones M..... | 2.173 | 248 | — | 658 | 1 | 5 | 348 | 352 | 442 | 119 | — |
| Empleados H..... | 2.087 | 960 | 4 | 109 | 21 | 142 | 346 | 20 | 485 | — | — |
| Empleados M..... | 592 | 32 | — | 96 | — | 37 | 113 | 20 | 294 | 1 | — |
| Obreros H..... | 15.190 | 12.302 | 56 | 957 | 424 | 325 | 210 | 129 | 778 | 6 | 3 |
| Obreros M..... | 849 | 455 | 1 | 157 | 1 | 9 | 31 | 94 | 97 | 4 | — |
| Familiares H..... | 17.393 | 10.379 | 24 | 1.297 | 298 | 407 | 1.433 | 300 | 2.929 | 177 | 149 |
| Familiares M..... | 34.229 | 21.363 | 36 | 2.565 | 604 | 841 | 2.910 | 472 | 4.707 | 437 | 294 |
| Servidumbre H..... | 178 | 113 | — | 9 | — | 1 | 17 | 13 | 23 | 2 | — |
| Servidumbre M..... | 2.191 | 807 | 3 | 138 | 18 | 47 | 412 | 223 | 465 | 74 | 4 |
| Desocupados H..... | 593 | — | 2 | 2 | — | — | — | — | 3 | — | 586 |
| Desocupados M..... | 310 | 3 | — | 3 | 1 | — | — | 1 | 5 | 1 | 296 |
| Total Prov. Curicó .. | 81.185 | 49.682 | 131 | 6.659 | 1.464 | 1.928 | 6.954 | 1.709 | 10.336 | 988 | 1.334 |
| Patrones | 7.573 | 3.268 | 5 | 1.327 | 97 | 119 | 1.482 | 437 | 552 | 286 | — |
| Empleados | 2.679 | 992 | 4 | 204 | 21 | 179 | 459 | 40 | 779 | 1 | — |
| Obreros | 16.039 | 12.757 | 57 | 1.114 | 425 | 334 | 241 | 223 | 875 | 10 | 5 |
| Familiares | 51.622 | 31.742 | 60 | 3.862 | 902 | 1.248 | 4.343 | 772 | 7.636 | 614 | 443 |
| Servidumbre | 2.369 | 920 | 3 | 147 | 18 | 48 | 429 | 236 | 488 | 76 | 4 |
| Desocupados | 903 | 3 | 2 | 5 | 1 | — | — | 1 | 6 | 1 | 884 |
| Total general | 81.185 | 49.682 | 131 | 6.659 | 1.464 | 1.928 | 6.954 | 1.709 | 10.336 | 988 | 1.334 |

PROVINCIA DE TALCA.—ACTIVIDADES POR SEXO, SITUACION Y COMUNAS

| ACTIVIDADES | Totales | Agricultura, selvicultura y pesca | Industrias extractivas | Industrias manufactureras | Edificación y construcción | Transportes y comunicaciones | Comercio | Hotelería y servicios personales | Servicios públicos y otros de interés general | Rentistas | Varios |
|---------------------------|---------------|-----------------------------------|------------------------|---------------------------|----------------------------|------------------------------|--------------|----------------------------------|---|--------------|--------------|
| Patrones H. | 3.509 | 465 | 3 | 861 | 79 | 177 | 1.354 | 89 | 157 | 321 | 3 |
| M. | 2.317 | 36 | — | 950 | 1 | 2 | 465 | 359 | 348 | 154 | 2 |
| Empleados H. | 1.912 | 177 | 15 | 337 | 47 | 180 | 461 | 17 | 678 | — | — |
| M. | 891 | 5 | 1 | 163 | 5 | 46 | 210 | 24 | 424 | 2 | 11 |
| Obreros H. | 7.998 | 2.247 | 47 | 2.281 | 910 | 568 | 287 | 165 | 1.445 | 12 | 36 |
| M. | 1.300 | 163 | 4 | 805 | 11 | 9 | 77 | 61 | 164 | 3 | 3 |
| Familiares H. | 11.462 | 1.603 | 30 | 2.702 | 683 | 784 | 1.695 | 394 | 2.657 | 265 | 649 |
| M. | 23.313 | 3.862 | 80 | 5.724 | 1.460 | 1.520 | 3.745 | 631 | 5.033 | 738 | 530 |
| Servidumbre H. | 202 | 22 | — | 24 | 3 | 6 | 30 | 24 | 33 | 4 | 56 |
| M. | 2.255 | 295 | 13 | 335 | 50 | 72 | 530 | 275 | 562 | 105 | 18 |
| Desocupados H. | 944 | 3 | — | 2 | — | 1 | — | — | 19 | 2 | 917 |
| M. | 632 | 2 | — | — | — | 1 | — | 1 | — | — | 628 |
| Talca | 56.735 | 8.880 | 193 | 14.184 | 3.239 | 3.366 | 8.854 | 2.040 | 11.520 | 1.606 | 2.853 |
| Patrones H. | 582 | 446 | — | 36 | 5 | 1 | 70 | 3 | 12 | 9 | — |
| M. | 156 | 20 | — | 50 | — | — | 38 | 14 | 27 | 7 | — |
| Empleados H. | 275 | 215 | — | 7 | 7 | 7 | 8 | — | 31 | — | — |
| M. | 43 | 4 | — | 6 | — | 5 | 5 | 1 | 22 | — | — |
| Obreros H. | 3.987 | 3.730 | — | 74 | 125 | 13 | 5 | 1 | 39 | — | — |
| M. | 154 | 137 | — | 14 | 1 | 1 | — | — | 1 | — | — |
| Familiares H. | 2.932 | 2.361 | — | 80 | 56 | 18 | 93 | 14 | 300 | 3 | 7 |
| M. | 6.049 | 6.067 | — | 170 | 146 | 46 | 196 | 13 | 374 | 18 | 19 |
| Servidumbre H. | 24 | 15 | — | 1 | — | — | 1 | 1 | 6 | — | — |
| M. | 203 | 148 | — | 4 | 4 | 6 | — | 13 | 14 | — | 1 |
| Desocupados H. | 61 | 1 | — | — | — | — | — | — | — | — | 60 |
| M. | 12 | — | — | — | — | — | — | — | 2 | — | 10 |
| San Clemente | 14.478 | 12.144 | — | 442 | 344 | 97 | 429 | 60 | 828 | 37 | 97 |
| Patrones H. | 634 | 553 | — | 21 | 2 | 2 | 44 | 2 | 7 | 3 | — |
| M. | 141 | 35 | — | 59 | — | — | 12 | 11 | 24 | — | — |
| Empleados H. | 293 | 274 | — | 1 | — | 4 | 5 | — | 9 | — | — |
| M. | 17 | 3 | — | 3 | — | 1 | 1 | — | 9 | — | — |
| Obreros H. | 2.632 | 2.514 | — | 18 | 45 | 36 | 1 | — | 18 | — | — |
| M. | 53 | 49 | — | 2 | — | 2 | — | — | — | — | — |
| Familiares H. | 2.504 | 2.098 | — | 46 | 18 | 27 | 48 | 17 | 249 | — | 1 |
| M. | 4.720 | 4.145 | — | 90 | 39 | 49 | 102 | 14 | 260 | 3 | 18 |
| Servidumbre H. | 23 | 18 | — | 1 | — | — | 2 | 1 | 1 | — | — |
| M. | 152 | 130 | — | 4 | 1 | 1 | 4 | 7 | 5 | — | 21 |
| Desocupados H. | 21 | — | — | — | — | — | — | — | — | — | 1 |
| M. | 1 | — | — | — | — | — | — | — | — | — | — |
| Pelarco | 11.191 | 9.819 | — | 245 | 105 | 122 | 219 | 52 | 582 | 6 | 41 |
| Patrones H. | 222 | 160 | — | 14 | 9 | 1 | 29 | 2 | 3 | 4 | — |
| M. | 74 | 13 | — | 15 | — | — | 13 | 3 | 27 | 3 | — |
| Empleados H. | 144 | 131 | — | 2 | 1 | 1 | 1 | — | 8 | — | — |
| M. | 27 | — | — | 5 | — | 2 | 7 | — | 13 | — | — |
| Obreros H. | 2.133 | 2.058 | — | 21 | 9 | 19 | 1 | — | 25 | — | — |
| M. | 61 | 57 | — | 1 | — | — | — | — | — | 2 | 4 |
| Familiares H. | 1.739 | 1.433 | 1 | 43 | 4 | 14 | 29 | 5 | 205 | 1 | 4 |
| M. | 3.236 | 2.763 | — | 78 | 14 | 40 | 71 | 7 | 249 | 9 | 5 |
| Servidumbre H. | 23 | 20 | — | — | — | 1 | — | — | 1 | — | — |
| M. | 120 | 97 | — | — | 1 | — | 4 | — | 12 | — | 8 |
| Desocupados H. | 8 | — | — | — | — | — | — | — | — | — | 8 |
| M. | 4 | 2 | — | — | — | — | — | — | — | — | 2 |
| Río Claro | 7.791 | 6.734 | 1 | 179 | 38 | 78 | 157 | 23 | 543 | 19 | 19 |
| Patrones H. | 590 | 522 | 2 | 24 | — | — | 34 | — | 4 | 4 | — |
| M. | 165 | 42 | 1 | 83 | — | — | 8 | 11 | 19 | 1 | — |
| Empleados H. | 211 | 187 | 2 | 4 | 2 | 4 | — | — | 11 | — | — |
| M. | 36 | 22 | — | 3 | — | — | 3 | — | 8 | — | — |
| Obreros H. | 1.927 | 1.736 | 43 | 27 | 79 | 15 | — | 2 | 25 | — | — |
| M. | 74 | 47 | — | 9 | 2 | 1 | — | — | 13 | — | — |
| Familiares H. | 1.651 | 1.350 | 13 | 54 | 5 | 24 | 30 | 3 | 169 | 1 | 2 |
| M. | 3.360 | 2.965 | 16 | 92 | 15 | 33 | 50 | 13 | 168 | 4 | 4 |
| Servidumbre H. | 16 | 13 | — | 1 | — | — | 1 | 1 | — | — | — |
| M. | 120 | 104 | 1 | 3 | — | — | 1 | 4 | 7 | — | 19 |
| Desocupados H. | 19 | — | — | — | — | — | — | — | — | — | 6 |
| M. | 5 | — | — | — | — | — | — | — | — | — | — |
| Pencahue | 8.174 | 6.988 | 78 | 300 | 103 | 77 | 128 | 36 | 424 | 10 | 30 |
| Patrones H. | 631 | 538 | — | 23 | 2 | — | 57 | 1 | 6 | 5 | — |
| M. | 139 | 63 | — | 44 | — | — | 24 | 6 | 9 | 3 | — |
| Empleados H. | 259 | 212 | 11 | 4 | — | 3 | 5 | — | 24 | — | — |
| M. | 42 | 5 | — | 3 | — | 3 | 6 | 3 | 22 | — | — |
| Obreros H. | 2.813 | 2.493 | 139 | 38 | 25 | 21 | 10 | 2 | 85 | — | — |
| M. | 193 | 177 | — | 3 | — | 3 | 1 | 8 | 1 | — | 1 |
| Familiares H. | 2.347 | 1.843 | 86 | 63 | 12 | 19 | 51 | 15 | 250 | 7 | 7 |
| M. | 4.800 | 3.951 | 194 | 131 | 28 | 45 | 104 | 60 | 271 | 9 | 9 |
| Servidumbre H. | 16 | 10 | — | 1 | 1 | — | — | — | 3 | — | — |
| M. | 238 | 187 | 7 | 1 | 1 | 4 | 10 | 14 | 13 | — | 65 |
| Desocupados H. | 65 | — | — | — | — | — | — | — | — | — | 7 |
| M. | 7 | — | — | — | — | — | — | — | — | — | — |
| Maule | 11.550 | 9.469 | 438 | 310 | 69 | 98 | 268 | 110 | 683 | 24 | 81 |

| ACTIVIDADES | Totales | Agricultura, selvi- cultura y pesca | Indus- trias extracti- vas | Indus- trias manufac- tureras | Edificaci3n y construcci3n | Transpor- tes y comu- nicaciones | Comer- cio | Hotelería y servicios personales | Servicios públicos y otros de interés general | Rentistas | Varios |
|--------------------------------|----------------|-------------------------------------|----------------------------|-------------------------------|----------------------------|----------------------------------|---------------|----------------------------------|---|--------------|--------------|
| Patrones H..... | 1.193 | 697 | — | 278 | 21 | 32 | 196 | 22 | 15 | 33 | — |
| M..... | 431 | 43 | 1 | 112 | — | 2 | 103 | 78 | 68 | 24 | — |
| Empleados H..... | 600 | 225 | 2 | 108 | 6 | 15 | 34 | 8 | 102 | — | — |
| M..... | 153 | 2 | — | 13 | — | 8 | 34 | 13 | 83 | — | — |
| Obreros H..... | 5.250 | 3.562 | 2 | 1.230 | 95 | 90 | 35 | 28 | 207 | 1 | — |
| M..... | 368 | 185 | — | 129 | 2 | 1 | 7 | 18 | 26 | — | — |
| Familiares H..... | 4.320 | 2.269 | 2 | 922 | 46 | 104 | 239 | 60 | 640 | 15 | 23 |
| M..... | 9.154 | 5.090 | 8 | 2.039 | 143 | 215 | 538 | 105 | 874 | 78 | 64 |
| Servidumbre H..... | 34 | 12 | — | 4 | — | 2 | 4 | 4 | 7 | 1 | — |
| M..... | 498 | 182 | — | 90 | 1 | 10 | 40 | 60 | 93 | 19 | 3 |
| Desocupados H..... | 164 | 1 | — | 1 | — | — | — | — | — | — | 162 |
| M..... | 84 | 2 | — | — | — | — | — | — | — | — | 82 |
| Molina..... | 22.149 | 12.170 | 15 | 4.926 | 314 | 479 | 1.229 | 396 | 2.115 | 171 | 334 |
| Patrones H..... | 926 | 797 | — | 56 | 4 | 3 | 47 | 5 | 9 | 5 | — |
| M..... | 160 | 51 | — | 51 | — | — | 13 | 20 | 19 | 6 | — |
| Empleados H..... | 175 | 147 | — | 5 | — | 1 | 11 | — | 12 | — | — |
| M..... | 30 | 8 | — | 4 | — | 2 | 1 | — | 18 | — | — |
| Obreros H..... | 2.672 | 2.567 | 4 | 42 | 9 | 14 | 4 | 3 | 39 | — | — |
| M..... | 64 | 60 | — | 4 | — | — | — | — | — | — | — |
| Familiares H..... | 2.283 | 1.878 | — | 63 | 6 | 1 | 61 | 9 | 248 | 2 | 16 |
| M..... | 4.844 | 4.226 | 2 | 154 | 13 | 2 | 110 | 19 | 296 | 8 | 13 |
| Servidumbre H..... | 26 | 21 | — | 1 | — | — | 1 | 2 | 1 | — | — |
| M..... | 147 | 125 | — | 5 | — | — | 5 | 5 | 7 | — | — |
| Desocupados H..... | 26 | — | — | — | — | — | — | — | — | — | 26 |
| M..... | 5 | — | — | — | — | — | — | — | — | — | 5 |
| Valdivia de Lontu3..... | 11.359 | 9.870 | 6 | 386 | 32 | 23 | 253 | 63 | 646 | 21 | 59 |
| Patrones H..... | 1.307 | 1.164 | 1 | 67 | 1 | 1 | 48 | 4 | 11 | 10 | — |
| M..... | 538 | 142 | — | 214 | — | — | 31 | 34 | 105 | 11 | — |
| Empleados H..... | 602 | 435 | 2 | 13 | 1 | 2 | 10 | 1 | 48 | — | — |
| M..... | 86 | 15 | — | 17 | — | 6 | 4 | 1 | 44 | — | — |
| Obreros H..... | 1.734 | 1.560 | 26 | 25 | 37 | 4 | 8 | 3 | 80 | 1 | — |
| M..... | 67 | 50 | — | 8 | — | — | — | — | 6 | — | — |
| Familiares H..... | 3.065 | 2.332 | 8 | 108 | 9 | 10 | 77 | 43 | 415 | 11 | 2 |
| M..... | 6.077 | 4.899 | 15 | 245 | 34 | 18 | 130 | 55 | 653 | 23 | 4 |
| Servidumbre H..... | 41 | 26 | — | 1 | — | — | 2 | 2 | 8 | 1 | 1 |
| M..... | 257 | 149 | — | 7 | — | 1 | 24 | 26 | 43 | 7 | 1 |
| Desocupados H..... | 25 | — | — | — | — | — | — | — | — | — | 25 |
| M..... | 15 | — | — | — | — | — | — | — | — | — | 15 |
| Curepto..... | 13.714 | 10.802 | 52 | 705 | 32 | 41 | 354 | 172 | 1.414 | 64 | 46 |
| Patrones H..... | 9.694 | 5.242 | 6 | 1.380 | 123 | 217 | 1.878 | 128 | 223 | 394 | 3 |
| M..... | 4.121 | 435 | 2 | 1.578 | 1 | 4 | 707 | 535 | 647 | 209 | 2 |
| Empleados H..... | 4.272 | 1.993 | 32 | 481 | 64 | 217 | 535 | 26 | 923 | — | — |
| M..... | 1.325 | 64 | 1 | 217 | 5 | 72 | 271 | 42 | 640 | 2 | 11 |
| Obreros H..... | 31.145 | 22.447 | 261 | 3.755 | 1.534 | 780 | 351 | 204 | 1.953 | 14 | 36 |
| M..... | 2.334 | 925 | 4 | 975 | 16 | 17 | 85 | 92 | 211 | 5 | 5 |
| Familiares H..... | 32.303 | 17.217 | 140 | 4.081 | 839 | 1.001 | 2.323 | 550 | 5.133 | 305 | 704 |
| M..... | 68.563 | 36.968 | 315 | 8.724 | 1.882 | 1.968 | 5.045 | 918 | 5.178 | 890 | 664 |
| Servidumbre H..... | 405 | 157 | 1 | 33 | 4 | 9 | 42 | 36 | 60 | 6 | 57 |
| M..... | 3.990 | 1.417 | 21 | 449 | 58 | 94 | 631 | 409 | 755 | 131 | 24 |
| Desocupados H..... | 1.333 | 5 | — | 3 | — | 1 | — | — | 19 | 2 | 1.303 |
| M..... | 765 | 6 | — | — | — | 1 | — | 1 | 2 | — | 755 |
| Provincia de Talca..... | 157.141 | 86.876 | 783 | 21.677 | 4.326 | 4.381 | 11.871 | 2.952 | 18.755 | 1.958 | 3.562 |
| Patrones..... | 13.715 | 5.677 | 8 | 2.958 | 124 | 221 | 2.585 | 664 | 870 | 603 | 5 |
| Empleados..... | 5.597 | 2.057 | 33 | 698 | 69 | 289 | 807 | 68 | 1.563 | 2 | 11 |
| Obreros..... | 33.480 | 23.372 | 265 | 4.731 | 1.350 | 797 | 437 | 296 | 2.174 | 19 | 39 |
| Familiares..... | 97.856 | 54.185 | 455 | 12.805 | 2.721 | 2.969 | 7.369 | 1.478 | 13.311 | 1.195 | 1.368 |
| Servidumbre..... | 4.395 | 1.574 | 22 | 482 | 62 | 103 | 673 | 445 | 816 | 137 | 81 |
| Desocupados..... | 2.998 | 11 | — | 3 | — | 2 | — | 1 | 21 | 2 | 2.058 |
| Total general..... | 157.141 | 86.876 | 783 | 21.677 | 4.326 | 4.381 | 11.871 | 2.952 | 18.755 | 1.958 | 3.562 |

PROVINCIA DE MAULE.—ACTIVIDADES POR SEXO, SITUACION Y COMUNAS

| ACTIVIDADES | Totales | Agricultura, selvi- cultura y pesca | Indus- trias extra- ctivas | Indus- trias manu- factureras | Edificación y construc- ción | Transpor- tes y comu- nicaciones | Comer- cio | Hotelería y servicios personales | Servicios públicos y otros de interés general | Rentistas | Varios |
|---------------------------------|---------------|-------------------------------------|----------------------------|-------------------------------|------------------------------|----------------------------------|--------------|----------------------------------|---|------------|------------|
| Patrones H. | 1.476 | 911 | 2 | 191 | 6 | 74 | 180 | 19 | 41 | 49 | 3 |
| M. | 793 | 56 | — | 301 | — | — | 159 | 51 | 187 | 39 | — |
| Empleados H. | 273 | 79 | 5 | 17 | 3 | 31 | 25 | 4 | 109 | — | — |
| M. | 119 | — | — | 3 | — | 6 | 2 | — | 96 | — | 12 |
| Obreros H. | 2.556 | 1.739 | 11 | 264 | 134 | 124 | 35 | 21 | 216 | 7 | 5 |
| M. | 129 | 64 | — | 37 | — | — | — | — | 28 | — | — |
| Familiares H. | 4.025 | 2.137 | 9 | 473 | 84 | 181 | 197 | 91 | 775 | 48 | 30 |
| M. | 8.107 | 4.181 | 29 | 901 | 193 | 370 | 519 | 184 | 1.481 | 134 | 115 |
| Servidumbre H. | 42 | 25 | — | — | — | 3 | — | — | 3 | — | — |
| M. | 318 | 89 | 1 | 51 | 4 | 6 | — | 41 | 78 | 34 | 9 |
| Desocupados H. | 41 | 1 | — | — | — | — | — | — | 1 | — | 58 |
| M. | 2 | — | — | — | — | — | — | — | — | — | 2 |
| Constitución | 17.881 | 9.282 | 57 | 2.238 | 424 | 795 | 1.126 | 418 | 3.015 | 312 | 214 |
| Patrones H. | 776 | 713 | 1 | 19 | 3 | 1 | 29 | — | 4 | 6 | — |
| M. | 147 | 54 | — | 24 | — | — | 10 | 12 | 44 | 3 | — |
| Empleados H. | 99 | 68 | — | 5 | 1 | 4 | 4 | 1 | 16 | — | — |
| M. | 29 | 8 | — | — | — | — | — | — | 11 | — | — |
| Obreros H. | 1.443 | 1.389 | 4 | 14 | 18 | 5 | 1 | 1 | 9 | 1 | 1 |
| M. | 44 | 36 | 2 | — | — | — | — | — | 5 | — | — |
| Familiares H. | 1.993 | 1.742 | 5 | 34 | 1 | 3 | 35 | 4 | 151 | 11 | 7 |
| M. | 3.868 | 3.473 | 5 | 61 | 13 | 8 | 65 | 7 | 213 | 11 | 12 |
| Servidumbre H. | — | — | — | — | — | — | — | — | — | — | — |
| M. | 113 | 86 | — | 2 | — | — | 3 | 9 | 12 | — | — |
| Desocupados H. | 9 | — | — | — | — | — | — | — | — | — | 9 |
| M. | 1 | — | — | — | — | — | — | — | — | — | 1 |
| Empedrado | 8.522 | 7.569 | 17 | 163 | 36 | 23 | 148 | 39 | 465 | 32 | 30 |
| Patrones H. | 1.267 | 1.135 | — | 41 | 7 | 2 | 65 | 2 | 13 | 2 | — |
| M. | 386 | 82 | — | 60 | — | — | 50 | 29 | 147 | 18 | — |
| Empleados H. | 367 | 305 | — | 3 | 5 | 1 | 5 | — | 47 | 1 | — |
| M. | 60 | 12 | — | — | — | — | 2 | — | 32 | — | — |
| Obreros H. | 1.105 | 903 | 1 | 53 | 42 | 2 | 8 | 3 | 92 | — | 1 |
| M. | 67 | 47 | — | — | — | — | — | — | 4 | — | — |
| Familiares H. | 2.536 | 1.766 | — | 107 | 26 | 4 | 94 | 47 | 464 | 21 | 7 |
| M. | 4.907 | 3.786 | 1 | 187 | 43 | 5 | 181 | 49 | 621 | 25 | 9 |
| Servidumbre H. | 25 | 17 | — | — | — | — | — | — | 6 | — | — |
| M. | 231 | 143 | — | 2 | — | — | 14 | 25 | 40 | 7 | — |
| Desocupados H. | 30 | — | — | — | — | — | — | — | — | — | 30 |
| M. | 17 | — | — | — | — | — | — | — | — | — | 17 |
| Chanco | 10.978 | 8.196 | 2 | 456 | 123 | 16 | 421 | 159 | 1.466 | 75 | 64 |
| Patrones H. | 2.606 | 1.784 | 3 | 251 | 19 | 53 | 312 | 22 | 80 | 82 | — |
| M. | 1.262 | 98 | — | 411 | — | 4 | 147 | 125 | 374 | 89 | 4 |
| Empleados H. | 893 | 535 | 4 | 33 | 19 | 10 | 59 | 10 | 223 | — | — |
| M. | 195 | 21 | — | 6 | 1 | 9 | 16 | 2 | 139 | 1 | — |
| Obreros H. | 5.053 | 3.304 | 58 | 363 | 660 | 93 | 58 | 55 | 462 | — | — |
| M. | 191 | 63 | — | 70 | — | 2 | 13 | 15 | 27 | — | 1 |
| Familiares H. | 7.203 | 4.139 | 23 | 545 | 386 | 124 | 388 | 123 | 1.330 | 104 | 41 |
| M. | 14.651 | 8.513 | 58 | 1.081 | 902 | 244 | 843 | 204 | 2.442 | 257 | 107 |
| Servidumbre H. | 25 | 10 | — | — | — | — | — | — | — | — | — |
| M. | 792 | 327 | 3 | 36 | 11 | 7 | 102 | 90 | 189 | 26 | 2 |
| Desocupados H. | 183 | — | — | — | — | — | — | — | — | — | 183 |
| M. | 72 | — | — | — | — | — | — | — | — | — | 72 |
| Cauquenes | 33.116 | 18.794 | 149 | 2.798 | 1.999 | 546 | 1.940 | 652 | 5.267 | 561 | 410 |
| Patrones H. | 6.125 | 4.543 | 6 | 502 | 35 | 130 | 586 | 43 | 138 | 139 | 3 |
| M. | 2.578 | 290 | — | 796 | — | 4 | 366 | 217 | 752 | 149 | 4 |
| Empleados H. | 1.632 | 987 | 9 | 58 | 28 | 46 | 93 | 15 | 395 | 1 | — |
| M. | 393 | 41 | — | 15 | 1 | 18 | 21 | 6 | 278 | — | 12 |
| Obreros H. | 10.157 | 7.335 | 74 | 694 | 854 | 224 | 102 | 80 | 779 | 8 | 7 |
| M. | 421 | 210 | 2 | 108 | — | 2 | 14 | 20 | 64 | — | 1 |
| Familiares H. | 15.757 | 9.784 | 37 | 1.159 | 497 | 312 | 714 | 265 | 2.720 | 184 | 85 |
| M. | 31.533 | 19.953 | 93 | 2.230 | 1.151 | 627 | 1.608 | 444 | 4.757 | 427 | 243 |
| Servidumbre H. | 92 | 52 | — | 3 | — | — | — | — | 10 | — | — |
| M. | 1.454 | 645 | 4 | 90 | 15 | 14 | 124 | 165 | 319 | 67 | 49 |
| Desocupados H. | 263 | 1 | — | — | — | — | — | — | — | — | 216 |
| M. | 92 | — | — | — | — | — | — | — | — | — | 89 |
| Provincia de Maule | 70.497 | 43.841 | 225 | 5.655 | 2.582 | 1.380 | 3.635 | 1.268 | 10.213 | 980 | 718 |
| Patrones | 8.703 | 4.833 | 6 | 1.298 | 35 | 134 | 952 | 260 | 890 | 288 | 7 |
| Empleados | 2.025 | 1.028 | 9 | 73 | 29 | 64 | 114 | 21 | 673 | 2 | 12 |
| Obreros | 10.578 | 7.545 | 76 | 802 | 854 | 226 | 116 | 100 | 843 | 8 | 8 |
| Familiares | 47.290 | 29.737 | 130 | 3.389 | 1.648 | 939 | 2.322 | 709 | 7.477 | 611 | 328 |
| Servidumbre | 1.546 | 697 | 4 | 93 | 16 | 17 | 131 | 177 | 329 | 71 | 58 |
| Desocupados | 355 | 1 | — | — | — | — | — | 1 | 1 | — | 305 |
| Total general | 70.497 | 43.841 | 225 | 5.655 | 2.582 | 1.380 | 3.635 | 1.268 | 10.213 | 980 | 718 |

PROVINCIA DE LINARES.—ACTIVIDADES POR SEXO, SITUACION Y COMUNAS

| ACTIVIDADES | | Totales | Agricultura, sel- cultura y pesca | Indus- trias extracti- vas | Indus- trias manufac- tureras | Edificación y construc- ción | Transpor- tes y co- municac- iones | Comer- cio | Hotelería y servicios persona- les | Servicios públicos y otros de interés general | Rentistas | Varios |
|----------------------|---------|---------------|---|-------------------------------------|--|---------------------------------------|---|---------------|---|--|------------|------------|
| Patrones | H. | 1.536 | 1.056 | 1 | 164 | 18 | 33 | 196 | 19 | 19 | 30 | — |
| | M. | 672 | 73 | — | 253 | — | — | 95 | 60 | 124 | 67 | — |
| Empleados | H. | 489 | 264 | 2 | 35 | 7 | 17 | 44 | 2 | 118 | — | — |
| | M. | 136 | 7 | — | 24 | — | 9 | 16 | 3 | 77 | — | — |
| Obreros | H. | 2.986 | 2.365 | 13 | 216 | 136 | 29 | 45 | 22 | 158 | 3 | — |
| | M. | 182 | 104 | — | 43 | 2 | 3 | 5 | 18 | 7 | — | — |
| Familiares | H. | 4.655 | 2.774 | 13 | 399 | 75 | 126 | 283 | 76 | 823 | 53 | 33 |
| | M. | 8.457 | 5.326 | 16 | 744 | 135 | 180 | 564 | 124 | 1.199 | 119 | 60 |
| Servidumbre | H. | 24 | 18 | — | — | — | — | — | 1 | 5 | — | — |
| | M. | 496 | 191 | — | 26 | 2 | 17 | 83 | 66 | 89 | 22 | — |
| Desocupados | H. | 125 | — | — | — | — | — | — | — | — | — | 125 |
| | M. | 30 | — | — | — | — | — | — | — | — | — | 30 |
| San Javier | | 19.788 | 12.178 | 45 | 1.903 | 375 | 414 | 1.351 | 591 | 2.619 | 294 | 238 |
| Patrones | H. | 751 | 613 | — | 89 | 9 | 7 | 98 | 8 | 16 | 11 | — |
| | M. | 263 | 35 | — | 69 | — | — | 53 | 26 | 69 | 11 | — |
| Empleados | H. | 227 | 152 | 1 | 16 | 1 | 18 | 10 | 4 | 26 | — | — |
| | M. | 56 | 2 | — | 5 | — | 3 | 7 | 1 | 37 | — | — |
| Obreros | H. | 2.284 | 1.981 | 9 | 124 | 44 | 48 | 14 | 9 | 55 | — | — |
| | M. | 120 | 97 | — | 10 | — | 2 | — | 9 | 2 | — | — |
| Familiares | H. | 2.377 | 1.623 | — | 176 | 33 | 51 | 115 | 25 | 337 | 12 | 6 |
| | M. | 4.680 | 3.377 | 2 | 319 | 76 | 105 | 233 | 30 | 470 | 22 | 16 |
| Servidumbre | H. | 6 | 2 | — | 1 | — | — | — | 1 | 1 | — | — |
| | M. | 279 | 176 | — | 13 | — | 9 | 23 | 29 | 28 | 1 | — |
| Desocupados | H. | 32 | — | — | — | — | — | — | — | — | — | 32 |
| | M. | 23 | — | — | 1 | — | — | — | — | — | — | 22 |
| Villa Alegre | | 11.096 | 7.958 | 12 | 851 | 163 | 243 | 553 | 142 | 1.041 | 57 | 76 |
| Patrones | H. | 2.549 | 1.558 | 3 | 301 | 21 | 51 | 421 | 51 | 34 | 109 | — |
| | M. | 1.413 | 88 | 1 | 466 | 1 | 2 | 267 | 224 | 279 | 80 | 6 |
| Empleados | H. | 867 | 358 | — | 57 | 14 | 41 | 119 | 6 | 271 | 1 | — |
| | M. | 284 | 16 | — | 8 | 1 | 16 | 35 | 12 | 196 | — | — |
| Obreros | H. | 5.840 | 3.559 | 27 | 694 | 403 | 177 | 98 | 75 | 804 | 3 | — |
| | M. | 421 | 154 | — | 129 | 4 | 13 | 19 | 72 | 29 | 1 | — |
| Familiares | H. | 8.164 | 3.911 | 33 | 911 | 287 | 211 | 681 | 214 | 1.683 | 108 | 125 |
| | M. | 15.343 | 7.434 | 45 | 1.691 | 569 | 432 | 1.325 | 332 | 2.945 | 289 | 281 |
| Servidumbre | H. | — | — | — | — | — | — | — | — | — | — | — |
| | M. | 1.022 | 256 | — | 61 | 12 | 39 | 199 | 116 | 288 | 46 | 6 |
| Desocupados | H. | 346 | — | 1 | 1 | 2 | — | — | — | — | — | 342 |
| | M. | 154 | — | — | 1 | — | — | — | — | — | — | 153 |
| Linares | | 36.403 | 17.334 | 110 | 4.320 | 1.314 | 982 | 3.164 | 1.102 | 6.829 | 637 | 911 |
| Patrones | H. | 635 | 544 | 1 | 41 | 1 | — | 33 | 3 | 2 | 10 | — |
| | M. | 181 | 57 | — | 44 | — | 1 | 29 | 17 | 25 | 8 | — |
| Empleados | H. | 92 | 73 | — | — | — | 4 | 1 | — | 14 | — | 1 |
| | M. | 24 | 7 | — | 1 | — | 1 | — | — | 14 | — | 1 |
| Obreros | H. | 1.675 | 1.607 | 3 | 26 | 14 | 7 | 4 | 1 | 16 | — | — |
| | M. | 77 | 63 | — | 9 | — | 1 | 2 | 1 | 1 | — | — |
| Familiares | H. | 1.759 | 1.410 | 3 | 65 | 16 | 22 | 42 | 4 | 188 | 8 | 1 |
| | M. | 3.423 | 2.970 | 7 | 98 | 31 | 29 | 96 | 3 | 172 | 17 | — |
| Servidumbre | H. | 28 | 24 | — | 1 | — | — | 2 | — | — | — | — |
| | M. | 114 | 80 | 1 | 5 | — | 4 | 4 | 5 | 7 | 3 | 5 |
| Desocupados | H. | 13 | — | — | — | — | — | — | — | — | — | 13 |
| | M. | 6 | — | — | — | — | — | — | — | 1 | — | 5 |
| Yerbas Buenas | | 8.028 | 6.835 | 15 | 289 | 62 | 69 | 213 | 34 | 439 | 46 | 26 |
| Patrones | H. | 643 | 516 | — | 45 | 3 | 2 | 53 | 6 | 16 | 8 | — |
| | M. | 256 | 27 | — | 129 | — | — | 30 | 10 | 49 | 9 | 2 |
| Empleados | H. | 152 | 102 | 4 | 6 | 2 | 3 | 7 | 7 | 21 | — | — |
| | M. | 46 | 2 | 2 | 10 | — | 3 | 5 | 2 | 22 | — | — |
| Obreros | H. | 1.989 | 1.590 | 4 | 79 | 120 | 16 | 14 | 16 | 147 | 1 | 2 |
| | M. | 142 | 63 | — | 55 | 1 | 1 | 1 | 4 | 27 | — | — |
| Familiares | H. | 1.989 | 1.399 | 9 | 110 | 30 | 15 | 61 | 28 | 316 | 6 | 15 |
| | M. | 3.823 | 2.818 | 12 | 218 | 50 | 16 | 148 | 42 | 478 | 11 | 30 |
| Servidumbre | H. | 11 | 4 | — | 1 | — | — | — | — | 2 | — | — |
| | M. | 164 | 85 | — | 3 | — | 2 | 18 | 13 | 36 | 5 | 2 |
| Desocupados | H. | 30 | — | — | — | — | — | — | — | 1 | — | 29 |
| | M. | 7 | — | — | — | — | — | — | — | 2 | — | 5 |
| Colbún | | 9.252 | 6.590 | 31 | 656 | 206 | 53 | 341 | 128 | 1.117 | 40 | 85 |

| ACTIVIDADES | Totales | Agricultura, selva-cultura y pesca | Industrias extractivas | Industrias manufactureras | Edificación y construcción | Transportes y comunicaciones | Comercio | Hotelería y servicios personales | Servicios públicos y otros de interés general | Rentistas | Varios |
|--------------------|---------|------------------------------------|------------------------|---------------------------|----------------------------|------------------------------|----------|----------------------------------|---|-----------|--------|
| Patrones H..... | 539 | 377 | — | 35 | 2 | 4 | 94 | 5 | 5 | 17 | — |
| Empleados H..... | 194 | 15 | — | 46 | — | — | 46 | 28 | 45 | 13 | 1 |
| Obreros H..... | 2.876 | 2.607 | — | 119 | 35 | 33 | 19 | 1 | 19 | — | — |
| Familiares H..... | 3.503 | 2.601 | — | 27 | 28 | 34 | 121 | 4 | 494 | 33 | — |
| Servidumbre H..... | 6.039 | 4.819 | — | 268 | 56 | 60 | 215 | 38 | 521 | 54 | 8 |
| Desocupados H..... | 21 | 8 | — | — | — | 1 | 1 | — | 5 | — | 6 |
| Patrones M..... | 144 | 88 | — | 6 | 1 | 2 | 31 | 3 | 11 | 1 | 11 |
| Empleados M..... | 11 | — | — | — | — | — | — | — | — | — | — |
| Obreros M..... | 3 | 3 | — | — | — | — | — | — | — | — | — |
| Familiares M..... | — | — | — | — | — | — | — | — | — | — | — |
| Servidumbre M..... | — | — | — | — | — | — | — | — | — | — | — |
| Desocupados M..... | — | — | — | — | — | — | — | — | — | — | — |
| Longavi..... | 13.645 | 10.715 | — | 678 | 124 | 140 | 537 | 108 | 1.194 | 122 | 27 |
| Patrones H..... | 1.228 | 548 | 1 | 204 | 32 | 43 | 308 | 15 | 27 | 50 | — |
| Empleados H..... | 636 | 31 | — | 192 | — | 1 | 139 | 83 | 161 | 29 | — |
| Obreros H..... | 461 | 129 | 3 | 18 | 39 | 25 | 93 | 15 | 139 | — | — |
| Familiares H..... | 87 | 7 | — | 23 | — | 11 | 17 | — | 29 | — | — |
| Servidumbre H..... | 3.744 | 2.736 | 5 | 230 | 361 | 134 | 47 | 28 | 199 | 4 | — |
| Desocupados H..... | 144 | 68 | — | 30 | — | — | 14 | 10 | 22 | — | — |
| Patrones M..... | 4.719 | 2.292 | 5 | 499 | 250 | 215 | 405 | 103 | 902 | 48 | — |
| Empleados M..... | 9.487 | 4.635 | 11 | 1.096 | 564 | 394 | 815 | 182 | 1.584 | 144 | 62 |
| Obreros M..... | 7 | — | — | 3 | — | — | 4 | — | — | — | — |
| Familiares M..... | 588 | 157 | — | 127 | 23 | 5 | 122 | 50 | 91 | 12 | 1 |
| Servidumbre M..... | 174 | — | — | — | — | — | — | — | — | — | 174 |
| Desocupados M..... | 74 | 1 | — | — | — | 1 | — | — | — | — | 72 |
| Parral.... | 21.349 | 10.604 | 25 | 2.422 | 1.269 | 829 | 1.964 | 486 | 3.154 | 287 | 309 |
| Patrones H..... | 817 | 684 | 2 | 35 | — | 4 | 56 | 4 | 24 | 8 | — |
| Empleados H..... | 324 | 25 | — | 130 | — | — | 29 | 25 | 113 | 2 | — |
| Obreros H..... | 340 | 308 | — | 9 | 1 | 4 | 2 | — | 15 | — | 1 |
| Familiares H..... | 52 | 5 | — | 16 | 1 | 1 | 3 | — | 26 | — | — |
| Servidumbre H..... | 3.291 | 3.075 | 6 | 69 | 56 | 29 | 6 | 5 | 54 | — | 2 |
| Desocupados H..... | 107 | 97 | — | 3 | — | — | 1 | 2 | 4 | — | — |
| Patrones M..... | 3.550 | 2.901 | 3 | 93 | 21 | 30 | 59 | 31 | 393 | 6 | 13 |
| Empleados M..... | 6.653 | 5.628 | — | 192 | 52 | 60 | 123 | 40 | 514 | 20 | 24 |
| Obreros M..... | 6 | 4 | — | — | — | — | — | 1 | 1 | — | — |
| Familiares M..... | 231 | 176 | — | 6 | 1 | — | 16 | 7 | 20 | 4 | 1 |
| Servidumbre M..... | 30 | — | — | — | 1 | — | — | — | — | — | 29 |
| Desocupados M..... | 6 | 4 | — | — | — | — | — | — | — | — | 2 |
| Retiro..... | 15.407 | 12.907 | 10 | 543 | 133 | 128 | 295 | 115 | 1.164 | 40 | 72 |
| Patrones H..... | 8.698 | 5.790 | 8 | 914 | 86 | 144 | 1.259 | 111 | 143 | 243 | — |
| Empleados H..... | 3.939 | 351 | 1 | 1.329 | 1 | 4 | 638 | 473 | 865 | 219 | 8 |
| Obreros H..... | 2.788 | 1.488 | 10 | 149 | 66 | 115 | 282 | 34 | 641 | 1 | 2 |
| Familiares H..... | 712 | 49 | — | 87 | 2 | 47 | 85 | 19 | 420 | — | 1 |
| Servidumbre H..... | 24.685 | 19.520 | 66 | 1.545 | 1.169 | 473 | 247 | 161 | 1.485 | 15 | 4 |
| Desocupados H..... | 1.322 | 728 | — | 305 | 7 | 20 | 44 | 120 | 96 | — | — |
| Patrones M..... | 30.715 | 18.911 | 66 | 2.420 | 740 | 704 | 1.767 | 504 | 5.135 | 274 | 193 |
| Empleados M..... | 57.905 | 37.007 | 93 | 4.656 | 1.533 | 1.275 | 3.519 | 791 | 7.883 | 676 | 471 |
| Obreros M..... | 102 | 60 | — | 6 | — | 1 | 11 | 4 | 14 | — | 6 |
| Familiares M..... | 3.035 | 1.209 | 1 | 247 | 39 | 78 | 496 | 289 | 570 | 94 | 15 |
| Servidumbre M..... | 761 | — | 1 | 1 | 3 | — | — | — | 1 | — | 755 |
| Desocupados M..... | 303 | 8 | — | 2 | — | 1 | — | — | 3 | — | 289 |
| Prov. Linares..... | 134.968 | 85.121 | 248 | 11.662 | 3.646 | 2.863 | 8.398 | 2.506 | 17.257 | 1.523 | 1.744 |
| Patrones..... | 12.637 | 6.141 | 9 | 2.243 | 87 | 148 | 1.947 | 584 | 1.008 | 462 | 8 |
| Empleados..... | 3.500 | 1.537 | 12 | 236 | 68 | 162 | 367 | 53 | 1.061 | 1 | 3 |
| Obreros..... | 26.007 | 20.248 | 66 | 1.851 | 1.176 | 493 | 291 | 281 | 1.581 | 16 | 4 |
| Familiares..... | 88.620 | 55.918 | 159 | 7.076 | 2.273 | 1.980 | 5.286 | 1.295 | 13.019 | 950 | 664 |
| Servidumbre..... | 3.140 | 1.269 | 1 | 253 | 39 | 79 | 507 | 293 | 584 | 94 | 21 |
| Desocupados..... | 1.064 | 8 | 1 | 3 | 3 | 1 | — | — | 4 | — | 1.044 |
| Total general..... | 134.968 | 85.121 | 248 | 11.662 | 3.646 | 2.863 | 8.398 | 2.506 | 17.257 | 1.523 | 1.744 |

PROVINCIA DE ÑUBLE.— ACTIVIDADES POR SEXO, SITUACION Y COMUNAS

| ACTIVIDADES | Totales | Agricultura, selvicultura y pesca | Industrias extractivas | Industrias manufactureras | Edificación y construcción | Transportes y comunicaciones | Comercio | Hotelería y servicios personales | Servicios públicos y otros de interés general | Rentistas | Varios |
|-------------------------|---------------|-----------------------------------|------------------------|---------------------------|----------------------------|------------------------------|--------------|----------------------------------|---|------------|------------|
| Patrones H. | 843 | 719 | — | 62 | 1 | 3 | 48 | 4 | 2 | 4 | — |
| M. | 150 | 39 | — | 66 | — | — | 8 | 28 | 9 | — | — |
| Empleados H. | 375 | 275 | — | 6 | 5 | 3 | 6 | 1 | 79 | — | — |
| M. | 92 | 8 | — | 2 | — | 5 | 27 | 5 | 45 | — | — |
| Obreros H. | 1.559 | 1.252 | — | 47 | 120 | 9 | 14 | 5 | 108 | 4 | — |
| M. | 147 | 116 | — | 18 | — | — | — | 10 | 4 | — | — |
| Familiares H. | 2.520 | 1.846 | — | 95 | 58 | 13 | 74 | 31 | 391 | 11 | 1 |
| M. | 4.809 | 3.573 | 2 | 210 | 149 | 17 | 139 | 41 | 642 | 23 | 13 |
| Servidumbre H. | 27 | 19 | — | 1 | — | — | 4 | 2 | 1 | — | — |
| M. | 250 | 108 | — | 16 | 2 | — | 49 | 24 | 47 | 4 | — |
| Desocupados H. | 39 | — | — | — | — | — | — | — | — | — | 39 |
| M. | 26 | — | — | — | — | — | — | — | — | — | 26 |
| Quirihue | 10.837 | 7.954 | 2 | 523 | 335 | 50 | 369 | 151 | 1.328 | 46 | 79 |
| Patrones H. | 925 | 861 | — | 32 | 2 | 1 | 20 | — | 5 | 4 | — |
| M. | 269 | 95 | — | 73 | — | — | 23 | 16 | 48 | 4 | — |
| Empleados H. | 271 | 247 | — | 1 | 2 | 2 | — | — | 19 | — | — |
| M. | 34 | 9 | — | — | — | 3 | 5 | — | 17 | — | — |
| Obreros H. | 1.902 | 1.778 | — | 29 | 62 | 10 | — | 2 | 21 | — | — |
| M. | 72 | 67 | — | 3 | — | — | — | 2 | — | — | — |
| Familiares H. | 2.463 | 2.133 | — | 62 | 28 | 5 | 18 | 9 | 197 | 5 | 6 |
| M. | 4.469 | 3.955 | — | 117 | 48 | 5 | 35 | 7 | 290 | 6 | 8 |
| Servidumbre H. | 33 | 27 | — | 1 | — | — | — | 1 | 4 | — | — |
| M. | 172 | 137 | — | 4 | 2 | 1 | 3 | 4 | 20 | 1 | 10 |
| Desocupados H. | 11 | — | — | — | — | — | — | — | 1 | — | 1 |
| M. | 1 | — | — | — | — | — | — | — | — | — | — |
| Portezuelo | 10.612 | 9.307 | — | 322 | 144 | 27 | 104 | 41 | 622 | 20 | 25 |
| Patrones H. | 652 | 590 | — | 27 | 4 | 2 | 23 | — | 2 | 4 | — |
| M. | 193 | 54 | — | 58 | — | — | 15 | 12 | 50 | 4 | — |
| Empleados H. | 123 | 108 | — | 1 | 1 | — | 1 | 1 | 11 | — | — |
| M. | 14 | 2 | — | 5 | — | — | — | 1 | 6 | — | — |
| Obreros H. | 1.154 | 1.093 | 1 | 11 | 19 | 6 | 2 | — | 20 | 2 | — |
| M. | 57 | 54 | — | 1 | — | — | — | 2 | — | — | — |
| Familiares H. | 1.506 | 1.227 | — | 50 | 7 | — | 39 | 14 | 156 | 10 | 3 |
| M. | 2.972 | 2.559 | 1 | 71 | 17 | 1 | 49 | 21 | 230 | 13 | 6 |
| Servidumbre H. | 5 | — | — | — | — | — | — | — | — | — | — |
| M. | 137 | 108 | — | 2 | 1 | — | 4 | 6 | 13 | 3 | — |
| Desocupados H. | — | — | — | — | — | — | — | — | — | — | — |
| M. | — | — | — | — | — | — | — | — | — | — | — |
| Ninhue | 6.813 | 5.795 | 2 | 226 | 49 | 9 | 133 | 57 | 497 | 36 | 9 |
| Patrones H. | 624 | 574 | — | 20 | 2 | — | 22 | — | 3 | 3 | — |
| M. | 231 | 148 | — | 36 | — | — | 19 | 17 | 7 | 4 | — |
| Empleados H. | 121 | 100 | — | 2 | — | 1 | — | — | 18 | — | — |
| M. | 30 | 9 | — | 2 | — | 2 | — | 3 | 14 | — | — |
| Obreros H. | 473 | 437 | — | 7 | 10 | — | 3 | — | 16 | — | — |
| M. | 28 | 25 | — | — | — | — | 1 | 2 | — | — | — |
| Familiares H. | 1.411 | 1.176 | 1 | 43 | 9 | — | 19 | 26 | 135 | 1 | 1 |
| M. | 2.607 | 2.239 | — | 64 | 23 | 2 | 50 | 23 | 199 | 3 | 4 |
| Servidumbre H. | — | — | — | — | — | — | — | — | — | — | — |
| M. | 141 | 101 | — | 2 | — | — | 6 | 11 | 19 | 1 | 1 |
| Desocupados H. | 3 | — | — | — | — | — | — | — | — | — | 3 |
| M. | 1 | — | — | — | — | — | — | — | — | — | 1 |
| Cobquecura | 5.570 | 4.809 | 1 | 176 | 44 | 5 | 120 | 82 | 411 | 12 | 10 |
| Patrones H. | 1.656 | 931 | — | 236 | 22 | 42 | 278 | 25 | 88 | 31 | 4 |
| M. | 707 | 62 | — | 184 | — | — | 117 | 82 | 224 | 38 | — |
| Empleados H. | 350 | 127 | — | 19 | 9 | 13 | 50 | 3 | 129 | — | — |
| M. | 85 | — | — | — | — | 4 | 9 | 2 | 69 | 1 | — |
| Obreros H. | 3.328 | 2.427 | 6 | 242 | 143 | 69 | 77 | 38 | 318 | — | 9 |
| M. | 193 | 98 | — | 52 | — | — | 9 | 10 | 24 | — | — |
| Familiares H. | 5.353 | 3.127 | 6 | 424 | 108 | 96 | 368 | 94 | 1.094 | 24 | 12 |
| M. | 9.849 | 5.706 | 12 | 916 | 253 | 246 | 759 | 170 | 1.685 | 76 | 26 |
| Servidumbre H. | 19 | 9 | — | 2 | — | — | 3 | 1 | 3 | — | — |
| M. | 523 | 210 | 4 | 36 | 8 | 13 | 86 | 46 | 111 | 5 | 4 |
| Desocupados H. | 86 | — | — | — | — | — | — | — | — | — | 86 |
| M. | 133 | — | — | — | 1 | — | — | 14 | 2 | — | 116 |
| San Carlos | 22.282 | 12.697 | 27 | 2.110 | 544 | 484 | 1.756 | 485 | 3.747 | 175 | 257 |

| ACTIVIDADES | | Totales | Agricultura, selvicultura y pesca | Industrias extractivas | Industrias manufactureras | Edificación y construcción | Transportes y comunicaciones | Comercio | Hotelería y servicios personales | Servicios públicos y otros de interés general | Rentistas | Varios |
|--------------------|---------|---------------|-----------------------------------|------------------------|---------------------------|----------------------------|------------------------------|--------------|----------------------------------|---|--------------|--------------|
| Patrones | H. | 1.240 | 1.128 | — | 37 | 3 | 4 | 58 | 1 | 7 | 2 | — |
| | M. | 250 | 78 | — | 70 | — | — | 17 | 10 | 75 | — | — |
| Empleados | H. | 240 | 219 | — | — | 1 | 6 | 2 | — | 12 | — | — |
| | M. | 30 | 1 | 1 | 10 | — | 2 | 1 | 2 | 13 | — | — |
| Obreros | H. | 2.116 | 1.884 | 3 | 60 | 48 | 83 | 6 | 1 | 31 | — | — |
| | M. | 71 | 58 | — | 9 | — | — | — | 2 | 2 | — | — |
| Familiares | H. | 2.999 | 2.433 | 5 | 82 | 31 | 31 | 55 | 6 | 344 | 6 | 7 |
| | M. | 5.845 | 5.039 | 6 | 126 | 59 | 53 | 101 | 19 | 426 | 4 | 12 |
| Servidumbre | H. | 23 | 18 | — | — | — | — | 2 | 1 | 2 | — | — |
| | M. | 257 | 216 | — | 2 | 1 | 6 | 10 | 7 | 15 | — | — |
| Desocupados | H. | 19 | — | — | — | — | — | — | — | — | — | 19 |
| | M. | 2 | — | — | 1 | — | — | — | — | — | — | 1 |
| Niquén | | 13.092 | 11.074 | 15 | 397 | 143 | 185 | 252 | 49 | 927 | 11 | 39 |
| Patrones | H. | 383 | 319 | — | 25 | — | — | 35 | — | 4 | — | — |
| | M. | 116 | 54 | — | 25 | — | — | 9 | 10 | 18 | — | — |
| Empleados | H. | 69 | 63 | — | 3 | — | — | 1 | — | 12 | — | — |
| | M. | 21 | 7 | — | 2 | — | 2 | — | — | 10 | — | — |
| Obreros | H. | 1.234 | 1.180 | 3 | 11 | 6 | 4 | 3 | 1 | 27 | — | — |
| | M. | 31 | 27 | — | — | — | — | — | 1 | 2 | — | — |
| Familiares | H. | 1.532 | 1.317 | — | 41 | 5 | 7 | 47 | 12 | 93 | — | 10 |
| | M. | 2.959 | 2.567 | — | 101 | 8 | 14 | 83 | 13 | 159 | 1 | 13 |
| Servidumbre | H. | 2 | 1 | — | — | — | — | — | — | 1 | — | — |
| | M. | 107 | 75 | — | 2 | 1 | — | 8 | 9 | 12 | — | — |
| Desocupados | H. | 9 | — | — | — | — | — | — | — | — | — | 9 |
| | M. | — | — | — | — | — | — | — | — | — | — | — |
| San Fabián | | 6.463 | 5.600 | 3 | 210 | 20 | 27 | 187 | 45 | 338 | 1 | 32 |
| Patrones | H. | 585 | 560 | — | 6 | 2 | — | 12 | — | 4 | 1 | — |
| | M. | 150 | 46 | — | 57 | — | — | 6 | 3 | 38 | — | — |
| Empleados | H. | 213 | 201 | — | 1 | 1 | 1 | 1 | — | 8 | — | — |
| | M. | 9 | 4 | — | — | — | 2 | — | — | 3 | — | — |
| Obreros | H. | 1.963 | 1.853 | 12 | 23 | 41 | — | — | 1 | 31 | — | — |
| | M. | 68 | 66 | — | 1 | — | — | — | — | 1 | — | — |
| Familiares | H. | 1.852 | 1.564 | 4 | 13 | 7 | 4 | 12 | 1 | 242 | — | 5 |
| | M. | 3.377 | 3.030 | 6 | 20 | 7 | 7 | 31 | 3 | 262 | 2 | 9 |
| Servidumbre | H. | 2 | 2 | — | — | — | — | — | — | — | — | — |
| | M. | 165 | 146 | — | 1 | — | — | 1 | 2 | 15 | — | — |
| Desocupados | H. | 14 | — | — | — | — | — | — | — | — | — | 14 |
| | M. | 1 | — | — | — | — | — | — | — | — | — | 1 |
| San Nicolás | | 8.399 | 7.472 | 22 | 122 | 58 | 16 | 63 | 10 | 604 | 3 | 29 |
| Patrones | H. | 4.110 | 1.082 | 4 | 910 | 159 | 183 | 1.101 | 98 | 283 | 288 | 2 |
| | M. | 2.827 | 143 | 4 | 962 | 1 | 8 | 611 | 398 | 631 | 168 | 1 |
| Empleados | H. | 1.841 | 283 | 6 | 163 | 61 | 160 | 381 | 23 | 773 | — | — |
| | M. | 567 | 12 | — | 92 | 2 | 36 | 165 | 21 | 337 | 1 | — |
| Obreros | H. | 9.789 | 4.137 | 100 | 1.431 | 1.771 | 564 | 284 | 194 | 1.283 | 15 | 10 |
| | M. | 667 | 192 | 1 | 277 | 2 | 12 | 36 | 93 | 52 | 1 | 1 |
| Familiares | H. | 12.925 | 3.333 | 25 | 1.909 | 1.093 | 667 | 1.362 | 379 | 3.321 | 347 | 488 |
| | M. | 25.199 | 6.706 | 55 | 3.887 | 2.405 | 1.331 | 3.004 | 542 | 5.945 | 773 | 551 |
| Servidumbre | H. | 84 | 12 | — | 5 | 2 | 2 | 14 | 18 | 26 | 3 | 2 |
| | M. | 2.120 | 406 | 1 | 184 | 64 | 67 | 379 | 414 | 488 | 97 | 20 |
| Desocupados | H. | 984 | — | — | — | — | — | — | — | — | — | 984 |
| | M. | 322 | — | — | — | — | — | — | 1 | — | — | 321 |
| Chillán | | 61.535 | 16.306 | 197 | 9.820 | 5.560 | 3.020 | 7.337 | 2.181 | 13.039 | 1.693 | 2.382 |
| Patrones | H. | 659 | 577 | — | 33 | 2 | 3 | 36 | — | 1 | 7 | — |
| | M. | 169 | 50 | — | 30 | — | — | 15 | 27 | 47 | — | — |
| Empleados | H. | 206 | 176 | — | 3 | 1 | 2 | — | — | 24 | — | — |
| | M. | 30 | 8 | — | 3 | — | 1 | 3 | 1 | 14 | — | — |
| Obreros | H. | 1.426 | 1.285 | — | 40 | 25 | 7 | 3 | 2 | 64 | — | — |
| | M. | 34 | 28 | — | 3 | — | — | 1 | 1 | — | — | — |
| Familiares | H. | 1.766 | 1.373 | — | 63 | 21 | 9 | 40 | 14 | 240 | 4 | 2 |
| | M. | 3.334 | 2.738 | — | 100 | 28 | 15 | 68 | 19 | 350 | 12 | 4 |
| Servidumbre | H. | 29 | 22 | — | — | — | — | 2 | 1 | 3 | — | — |
| | M. | 183 | 130 | 1 | 5 | — | 3 | 12 | 11 | 20 | — | 1 |
| Desocupados | H. | 9 | — | — | — | — | — | — | — | — | — | 9 |
| | M. | 3 | — | — | — | — | — | — | — | — | — | 3 |
| Pinto | | 7.848 | 6.387 | 1 | 280 | 77 | 41 | 180 | 76 | 763 | 24 | 19 |

| ACTIVIDADES | | Totales | Agricultura, sal- cultura y pesca | Indus- trias extracti- vas | Indus- trias manufac- tureras | Edificación y construc- ción | Transpor- tes y co- munica- ciones | Comer- cio | Hotelería y servicios persona- les | Servicios públicos y otros de interés general | Rentistas | Varios |
|--------------------|---------|---------------|---|-------------------------------------|--|---------------------------------------|---|---------------|---|--|------------|------------|
| Patrones | H. | 1.058 | 928 | — | 57 | 2 | 3 | 60 | 1 | 1 | 6 | — |
| | M. | 274 | 82 | — | — | 95 | 1 | 41 | 24 | 27 | 4 | — |
| Empleados | H. | 376 | 322 | — | 6 | — | 8 | 3 | — | 34 | — | — |
| | M. | 74 | 5 | — | — | 29 | — | 7 | — | 31 | — | — |
| Obreros | H. | 3.285 | 3.031 | 22 | 82 | 42 | 62 | 6 | 2 | 34 | 5 | — |
| | M. | 128 | 107 | 2 | — | 15 | — | 3 | — | 1 | — | — |
| Familiares | H. | 3.909 | 3.096 | 16 | 121 | 21 | 55 | 84 | 23 | 456 | 6 | 31 |
| | M. | 7.344 | 6.119 | 23 | 229 | 51 | 87 | 146 | 31 | 604 | 14 | 40 |
| Servidumbre | H. | — | — | — | — | — | — | — | — | — | — | — |
| | M. | 292 | 217 | 1 | 9 | — | 4 | 15 | 19 | 22 | 5 | — |
| Desocupados | H. | 27 | 1 | — | — | — | — | — | — | — | — | 26 |
| | M. | 8 | — | — | — | — | — | — | — | — | — | 8 |
| Colhuco | | 16.775 | 13.908 | 64 | 504 | 258 | 220 | 364 | 102 | 1.210 | 40 | 105 |
| Patrones | H. | 700 | 374 | — | 117 | 15 | 7 | 132 | 6 | 16 | 33 | — |
| | M. | 398 | 31 | 1 | 83 | — | — | 76 | 41 | 154 | 12 | — |
| Empleados | H. | 242 | 101 | 4 | 13 | 7 | 19 | 19 | 1 | 78 | — | — |
| | M. | 72 | 4 | — | 9 | — | 7 | 14 | 2 | 36 | — | — |
| Obreros | H. | 2.617 | 2.100 | 1 | 124 | 102 | 82 | 16 | 7 | 179 | 1 | 5 |
| | M. | 123 | 107 | — | 9 | — | 1 | 1 | — | 5 | — | — |
| Familiares | H. | 2.926 | 1.691 | 4 | 221 | 78 | 85 | 177 | 30 | 563 | 40 | 37 |
| | M. | 5.574 | 3.241 | 14 | 474 | 171 | 171 | 332 | 82 | 986 | 79 | 54 |
| Servidumbre | H. | 26 | 10 | — | 5 | — | — | 1 | 1 | 9 | — | — |
| | M. | 323 | 150 | — | 27 | 9 | 6 | 53 | 21 | 71 | 6 | — |
| Desocupados | H. | 112 | — | — | — | — | — | — | — | — | — | 112 |
| | M. | 41 | — | — | — | — | — | 2 | — | 2 | — | 37 |
| Bulnes | | 15.154 | 7.789 | 24 | 1.082 | 382 | 378 | 823 | 161 | 2.099 | 171 | 245 |
| Patrones | H. | 1.120 | 1.012 | — | 39 | 4 | 3 | 51 | 3 | 2 | 6 | — |
| | M. | 290 | 111 | — | 68 | — | — | 14 | 7 | 87 | 2 | 1 |
| Empleados | H. | 278 | 243 | — | 5 | — | 1 | -3 | — | 25 | 1 | — |
| | M. | 57 | 18 | — | 4 | — | 2 | 2 | — | 31 | — | — |
| Obreros | H. | 1.756 | 1.667 | — | 32 | 21 | 9 | 2 | 2 | 23 | — | — |
| | M. | 68 | 64 | — | 4 | — | — | — | — | — | — | — |
| Familiares | H. | 2.927 | 2.386 | — | 78 | 23 | 1 | 69 | 17 | 341 | 3 | 9 |
| | M. | 5.380 | 4.564 | — | 128 | 32 | 14 | 108 | 38 | 476 | 9 | 11 |
| Servidumbre | H. | 7 | 7 | — | — | — | — | — | — | — | — | — |
| | M. | 211 | 154 | 1 | 3 | 1 | 2 | 9 | 9 | 30 | 2 | — |
| Desocupados | H. | 12 | — | — | — | — | — | — | — | 1 | — | 11 |
| | M. | 6 | — | — | — | — | — | — | — | — | — | 6 |
| San Ignacio | | 12.112 | 10.226 | 1 | 361 | 81 | 32 | 258 | 76 | 1.016 | 23 | 38 |
| Patrones | H. | 866 | 755 | — | 47 | 1 | 2 | 36 | 2 | 11 | 12 | — |
| | M. | 319 | 144 | — | 40 | — | — | 17 | — | 100 | 1 | — |
| Empleados | H. | 148 | 119 | — | 1 | 1 | 3 | 2 | — | 22 | — | — |
| | M. | 23 | 4 | — | — | — | — | 1 | — | 16 | — | — |
| Obreros | H. | 1.422 | 1.306 | 2 | 58 | 26 | 2 | 2 | 2 | 21 | 2 | 1 |
| | M. | 49 | 42 | — | 3 | — | — | — | — | — | — | — |
| Familiares | H. | 2.466 | 1.932 | 1 | 108 | 14 | 6 | 52 | 17 | 324 | 8 | 4 |
| | M. | 4.052 | 3.355 | 2 | 177 | 34 | 17 | 104 | 18 | 318 | 22 | 6 |
| Servidumbre | H. | 7 | 6 | — | — | — | — | 1 | — | — | — | — |
| | M. | 193 | 157 | 1 | 8 | 2 | — | 3 | 6 | 14 | 2 | — |
| Desocupados | H. | 12 | — | — | — | 1 | — | — | — | — | — | 11 |
| | M. | 5 | 2 | — | — | — | — | — | — | — | — | 3 |
| Quillón | | 9.562 | 7.822 | 6 | 443 | 79 | 32 | 220 | 63 | 826 | 47 | 24 |
| Patrones | H. | 676 | 490 | — | 81 | 2 | 5 | 66 | 7 | 9 | 16 | — |
| | M. | 403 | 77 | 1 | 138 | — | — | 45 | 35 | 94 | 11 | 1 |
| Empleados | H. | 249 | 170 | — | 6 | — | — | 11 | 2 | 50 | — | — |
| | M. | 59 | 5 | — | 4 | — | — | 6 | 4 | 37 | — | — |
| Obreros | H. | 1.552 | 1.357 | 1 | 42 | 38 | 7 | 5 | 11 | 91 | — | — |
| | M. | 68 | 43 | — | 10 | — | — | 1 | 11 | 3 | — | — |
| Familiares | H. | 2.466 | 1.638 | — | 197 | 27 | 19 | 102 | 33 | 420 | 27 | 2 |
| | M. | 4.524 | 3.096 | 3 | 339 | 62 | 23 | 222 | 60 | 663 | 51 | 26 |
| Servidumbre | H. | 17 | 8 | — | — | — | — | 4 | 2 | 2 | — | 1 |
| | M. | 212 | 104 | — | 9 | — | — | 34 | 4 | 53 | 8 | — |
| Desocupados | H. | 54 | — | — | 1 | — | — | — | — | — | — | 52 |
| | M. | 10 | — | — | — | — | — | — | — | — | — | 10 |
| Yungay | | 10.280 | 6.987 | 5 | 827 | 130 | 59 | 496 | 159 | 1.412 | 113 | 92 |

| ACTIVIDADES | Totales | Agricultura, selva-cultura y pesca | Industrias extractivas | Industrias manufactureras | Edificación y construcción | Transportes y comunicaciones | Comercio | Hotelería y servicios personales | Servicios públicos y otros de interés general | Rentistas | Varios |
|----------------------|-------------------------|------------------------------------|------------------------|---------------------------|----------------------------|------------------------------|----------------|----------------------------------|---|--------------|--------------|
| Patrones | H. 346 M. 210 | 258 45 | — 1 | 26 33 | 6 1 | 3 — | 44 11 | 1 24 | 6 93 | 2 2 | — — |
| Empleados | H. 132 M. 30 | 101 7 | — — | 2 2 | 4 — | 7 — | 1 2 | 3 3 | 17 16 | — — | — — |
| Obreros | H. 1.230 M. 125 | 1.131 96 | 2 — | 20 18 | 7 — | 10 — | 5 — | 3 6 | 52 6 | — — | — 1 |
| Familiares | H. 1.749 M. 3.077 | 1.315 2.408 | — 1 | 73 138 | 16 32 | 15 28 | 41 83 | 26 35 | 252 343 | 1 3 | 5 6 |
| Servidumbre | H. 19 M. 139 | 16 82 | — — | — 4 | — — | — — | — 15 | — 16 | 2 23 | — — | 1 — |
| Desocupados | H. 14 M. 10 | — — | — — | — — | — — | — — | — — | — — | — — | — — | 14 10 |
| Pemuco | 7.081 | 5.459 | 4 | 321 | 66 | 63 | 202 | 112 | 809 | 8 | 37 |
| Patrones | H. 869 M. 226 | 763 92 | 1 — | 51 41 | 3 — | — — | 31 14 | 1 3 | 11 63 | 8 13 | — — |
| Empleados | H. 284 M. 24 | 252 4 | — — | 9 7 | 1 — | — — | 2 3 | — — | 19 10 | 1 — | — — |
| Obreros | H. 1.552 M. 30 | 1.470 25 | 1 — | 23 3 | 19 — | 2 — | 7 — | 1 1 | 26 1 | 3 — | — 2 |
| Familiares | H. 2.902 M. 4.839 | 2.404 4.174 | — — | 102 168 | 15 12 | 3 — | 48 83 | 9 20 | 305 358 | 14 20 | 2 3 |
| Servidumbre | H. 10 M. 331 | 7 262 | — — | — 6 | — — | — — | 1 22 | — 3 | 2 30 | — 6 | — 9 |
| Desocupados | H. 9 M. 4 | — — | — — | — — | — — | — — | — — | — — | — — | — — | 9 4 |
| El Carmen | 11.080 | 9.453 | 2 | 410 | 50 | 9 | 211 | 38 | 825 | 64 | 18 |
| Patrones | H. 635 M. 288 | 509 75 | — — | 49 82 | 4 — | — — | 62 49 | 3 32 | 5 38 | 3 11 | — 1 |
| Empleados | H. 346 M. 35 | 307 5 | — — | 4 8 | 2 — | 8 3 | 7 2 | — 1 | 18 16 | — — | — — |
| Obreros | H. 1.403 M. 38 | 1.186 27 | 1 — | 93 5 | 49 1 | 12 — | 5 — | 8 4 | 48 1 | 1 — | — 2 |
| Familiares | H. 2.559 M. 4.133 | 1.802 3.123 | — — | 155 271 | 15 26 | 13 15 | 90 161 | 41 41 | 436 467 | 5 27 | 2 2 |
| Servidumbre | H. 5 M. 140 | 2 66 | — — | — 5 | — 1 | — 1 | — 16 | — 16 | 2 30 | — 3 | 2 7 |
| Desocupados | H. 7 M. 1 | — — | — — | — — | — — | — — | — — | — — | — — | — — | 7 1 |
| Tucapel | 9.590 | 7.102 | 1 | 672 | 98 | 52 | 392 | 147 | 1.061 | 50 | 15 |
| Patrones | H. 17.947 M. 7.460 | 12.430 1.426 | 5 7 | 1.854 2.046 | 234 97 | 261 11 | 2.115 1.107 | 152 785 | 460 1.703 | 430 274 | 6 4 |
| Empleados | H. -5.855 M. 1.386 | 3.404 112 | 10 1 | 245 161 | 39 31 | 225 73 | 490 247 | 31 47 | 1.348 721 | 2 33 | 1 25 |
| Obreros | H. 39.761 M. 1.997 | 30.574 1.241 | 154 3 | 2.378 416 | 2.549 18 | 940 34 | 439 55 | 279 146 | 2.393 101 | 33 1 | 25 2 |
| Familiares | H. 56.230 M. 104.343 | 35.793 68.189 | 63 125 | 3.842 7.536 | 1.576 3.417 | 1.029 2.047 | 2.697 5.558 | 782 1.143 | 9.310 14.402 | 511 1.138 | 627 788 |
| Servidumbre | H. 315 M. 5.896 | 166 2.809 | — 9 | 14 325 | 2 92 | 3 106 | 3 725 | 28 627 | 57 1.035 | 4 142 | 9 28 |
| Desocupados | H. 1.421 M. 574 | 1 2 | — — | 1 1 | 2 1 | — — | — 2 | — 15 | — 4 | — — | 1.415 649 |
| Prov. Ñuble | 243.185 | 156.147 | 377 | 18.806 | 8.118 | 4.709 | 13.467 | 4.035 | 31.534 | 2.537 | 3.455 |
| Patrones | 25.407 | 13.856 | 12 | 3.900 | 331 | 272 | 3.222 | 937 | 2.163 | 704 | 10 |
| Empleados | 7.241 | 3.516 | 11 | 396 | 130 | 298 | 737 | 78 | 2.069 | 4 | 2 |
| Obreros | 41.758 | 31.815 | 157 | 2.791 | 2.567 | 954 | 494 | 425 | 2.494 | 34 | 27 |
| Familiares | 160.573 | 103.982 | 188 | 11.378 | 4.993 | 3.076 | 8.255 | 1.925 | 23.712 | 1.649 | 1.415 |
| Servidumbre | 6.211 | 2.975 | 9 | 339 | 94 | 109 | 757 | 655 | 1.090 | 146 | 37 |
| Desocupados | 1.995 | 3 | — | 2 | 3 | — | 2 | 15 | 6 | — | 1.964 |
| Total general | 243.185 | 156.147 | 377 | 18.806 | 8.118 | 4.709 | 13.467 | 4.035 | 31.534 | 2.537 | 3.455 |

PROVINCIA DE CONCEPCION.—ACTIVIDADES POR SEXO, SITUACION Y COMUNAS

| ACTIVIDADES | Totales | Agricultura, sel- cultura y pesca | Indus- trias extracti- vas | Indus- trias manu- factureras | Edificacio- n y construc- cion | Transpor- tes y comu- nicaciones | Comer- cio | Hoteleria y servicios persona- les | Servicios públicos y otros de interés general | Rentistas | Varios |
|-------------------------|----------------|---|-------------------------------------|--|---|---|---------------|---|--|--------------|--------------|
| Patrones ... | H. 1.164 | 716 | — | 138 | 13 | 13 | 211 | 16 | 8 | 38 | 1 |
| | M. 698 | 60 | 1 | 206 | 1 | 1 | 206 | 64 | 126 | 34 | 10 |
| Empleados | H. 418 | 40 | 1 | 151 | 8 | 46 | 54 | 4 | 114 | — | — |
| | M. 161 | 6 | — | 40 | 2 | 9 | 27 | 4 | 73 | — | — |
| Obreros | H. 3.734 | 1.031 | 29 | 1.645 | 384 | 328 | 63 | 26 | 239 | — | — |
| | M. 1.170 | 45 | — | 1.063 | 6 | 6 | 16 | 11 | 34 | — | — |
| Familiares | H. 4.627 | 1.386 | 30 | 1.636 | 226 | 133 | 375 | 70 | 726 | 28 | 19 |
| | M. 8.124 | 2.386 | 33 | 2.947 | 470 | 292 | 611 | 101 | 1.173 | 76 | 35 |
| Servidumbre | H. | 78 | — | — | — | — | — | — | — | — | — |
| | M. 550 | — | 2 | 168 | 7 | 17 | 98 | 82 | 78 | 18 | 2 |
| Desocupados | H. 146 | — | — | — | — | — | — | — | 1 | — | 143 |
| | M. 51 | — | — | — | — | — | — | — | 17 | — | 34 |
| Tomé | 20.732 | 5.747 | 96 | 7.883 | 1.117 | 845 | 1.650 | 367 | 2.589 | 194 | 244 |
| Patrones | H. 577 | 369 | — | 69 | 6 | 6 | 93 | 6 | 14 | 14 | — |
| | M. 259 | 66 | — | 61 | — | — | 60 | 40 | 51 | 2 | — |
| Empleados | H. 139 | 60 | — | 9 | 3 | 12 | 17 | 2 | 36 | — | — |
| | M. 60 | 4 | — | 15 | — | 2 | 6 | — | 24 | — | — |
| Obreros | H. 1.708 | 1.360 | 2 | 136 | 100 | 45 | 19 | 13 | 44 | — | — |
| | M. 72 | 46 | — | 17 | — | — | 2 | 6 | 2 | — | — |
| Familiares | H. 1.785 | 1.236 | — | 132 | 40 | 71 | 129 | 38 | 124 | 9 | 6 |
| | M. 3.414 | 2.144 | 6 | 307 | 94 | 146 | 247 | 43 | 377 | 36 | 16 |
| Servidumbre | H. 1 | — | — | — | — | — | — | — | 1 | — | — |
| | M. 279 | 134 | — | 24 | 3 | 10 | 46 | 27 | 36 | 1 | — |
| Desocupados | H. 30 | — | — | — | — | — | — | — | — | — | 30 |
| | M. 10 | — | — | 1 | — | — | — | — | — | — | 9 |
| Coleman | 8.324 | 5.398 | 8 | 770 | 246 | 291 | 607 | 174 | 708 | 61 | 61 |
| Patrones | H. 522 | 240 | — | 30 | — | 12 | 34 | 1 | 5 | 2 | — |
| | M. 169 | 61 | — | 34 | — | — | 26 | 20 | 25 | 4 | — |
| Empleados | H. 66 | 41 | — | 1 | 3 | 8 | 1 | — | 12 | — | — |
| | M. 17 | — | — | — | — | 4 | — | — | 13 | — | — |
| Obreros | H. 1.224 | 1.067 | 8 | 49 | 48 | 17 | 14 | 6 | 16 | — | — |
| | M. 62 | 47 | — | 1 | — | — | — | 4 | — | — | — |
| Familiares | H. 1.210 | 843 | 1 | 68 | 17 | 18 | 62 | 23 | 186 | 2 | 1 |
| | M. 2.192 | 1.668 | 1 | 119 | 44 | 46 | 91 | 22 | 209 | 2 | 1 |
| Servidumbre | H. 2 | — | — | — | — | — | — | — | — | — | — |
| | M. 130 | 98 | — | 5 | — | 5 | 13 | 7 | 2 | — | — |
| Desocupados | H. 10 | — | — | — | — | — | — | — | — | — | 10 |
| | M. 5 | — | — | — | — | — | — | — | — | — | 5 |
| Ránquil | 5.399 | 4.067 | 10 | 307 | 112 | 109 | 230 | 82 | 465 | 10 | 17 |
| Patrones | H. 1.862 | 426 | 3 | 281 | 33 | 106 | 566 | 93 | 55 | 294 | 6 |
| | M. 1.493 | 14 | 7 | 322 | — | 2 | 449 | 266 | 332 | 112 | — |
| Empleados | H. 1.276 | 73 | 4 | 69 | 7 | 246 | 227 | 17 | 630 | 1 | — |
| | M. 369 | 2 | 4 | 29 | — | 17 | 69 | 21 | 217 | — | 18 |
| Obreros | H. 8.033 | 1.207 | 38 | 1.087 | 206 | 892 | 297 | 242 | 4.030 | 16 | — |
| | M. 386 | 6 | 2 | 200 | — | 12 | 42 | 84 | 40 | — | — |
| Familiares | H. 8.683 | 370 | 28 | 1.017 | 117 | 629 | 1.061 | 346 | 4.633 | 624 | 69 |
| | M. 17.752 | 1.034 | 43 | 1.969 | 397 | 1.022 | 1.460 | 401 | 9.977 | 1.318 | 141 |
| Servidumbre | H. 115 | 11 | 1 | 6 | — | 27 | 7 | 19 | 38 | — | — |
| | M. 1.028 | 16 | — | 61 | 19 | 53 | 234 | 136 | 466 | 67 | 8 |
| Desocupados | H. 518 | — | — | — | — | — | 1 | — | 2 | — | 516 |
| | M. 131 | — | — | — | — | 1 | — | — | 4 | — | 126 |
| Talcahuano | 41.636 | 3.169 | 130 | 6.031 | 779 | 2.887 | 4.402 | 1.612 | 20.313 | 2.338 | 886 |
| Patrones | H. 4.968 | 254 | 11 | 1.345 | 270 | 295 | 1.713 | 166 | 323 | 602 | — |
| | M. 4.077 | 22 | 10 | 1.497 | 2 | 7 | 961 | 695 | 644 | 333 | 6 |
| Empleados | H. 4.174 | 41 | 37 | 566 | 77 | 569 | 1.240 | 74 | 1.476 | 1 | 4 |
| | M. 1.818 | 1 | 6 | 203 | 4 | 114 | 479 | 69 | 928 | — | 26 |
| Obreros | H. 13.680 | 471 | 162 | 4.865 | 3.213 | 1.317 | 599 | 323 | 2.602 | 20 | 8 |
| | M. 2.627 | 17 | 7 | 2.016 | 8 | 19 | 97 | 133 | 229 | 1 | 1 |
| Familiares | H. 18.346 | 631 | 102 | 4.686 | 1.664 | 1.746 | 2.627 | 681 | 6.098 | 613 | 797 |
| | M. 36.769 | 1.051 | 219 | 9.611 | 3.708 | 3.633 | 6.745 | 1.086 | 9.697 | 1.606 | 704 |
| Servidumbre | H. 163 | 5 | 2 | 22 | 1 | 7 | 25 | 26 | 70 | 6 | — |
| | M. 4.253 | 154 | 13 | 579 | 118 | 216 | 1.144 | 625 | 1.212 | 281 | 11 |
| Desocupados | H. 1.142 | — | 1 | — | — | — | — | — | — | — | 1.136 |
| | M. 558 | — | — | — | — | 2 | — | — | — | — | 656 |
| Concepción | 92.364 | 2.647 | 569 | 25.490 | 8.966 | 7.816 | 14.630 | 3.667 | 22.179 | 3.362 | 3.246 |

| ACTIVIDADES | Totales | Agricultura, sel- cultura y pesca | Indus- trias extracti- vas | Indus- trias manufac- tureras | Edificaci3n y construc- ci3n | Transpor- tes y comu- nicaciones | Comer- cio | Hoteles y servicios personales | Servicios p3blicos y otros de inter3s general | Rentistas | Varios |
|----------------------|---------------|---|-------------------------------------|--|---------------------------------------|--|---------------|-----------------------------------|--|------------|------------|
| Patrones H. | 468 | 207 | 15 | 62 | 12 | 26 | 74 | 8 | 39 | 24 | 1 |
| M. | 330 | 14 | 3 | 60 | — | — | 78 | 37 | 132 | 6 | 1 |
| Empleados H. | 318 | 53 | 73 | 117 | 8 | 12 | 20 | — | 35 | — | — |
| M. | 57 | 1 | 5 | 12 | — | 3 | 6 | — | 30 | — | — |
| Obreros H. | 3.981 | 754 | 1.460 | 1.224 | 246 | 75 | 109 | 4 | 113 | 3 | 2 |
| M. | 337 | 52 | 14 | 234 | — | 2 | 24 | 8 | 3 | — | — |
| Familiares H. | 3.290 | 621 | 814 | 1.054 | 60 | 61 | 145 | 25 | 471 | 17 | 22 |
| M. | 6.184 | 1.071 | 1.629 | 2.087 | 140 | 126 | 347 | 36 | 653 | 61 | 44 |
| Servidumbre H. | 3 | 1 | 1 | 1 | — | — | — | — | — | — | — |
| M. | 237 | 33 | 30 | 77 | 1 | 3 | 36 | 26 | 22 | 7 | 2 |
| Desocupados H. | 34 | — | — | — | — | — | — | — | 1 | — | 33 |
| M. | 5 | — | — | 1 | — | — | 1 | — | — | — | 3 |
| Penco. | 15.244 | 2.807 | 4.044 | 4.929 | 467 | 308 | 831 | 144 | 1.499 | 107 | 103 |
| Patrones H. | 498 | 355 | 1 | 33 | 8 | 4 | 43 | 3 | 6 | 45 | — |
| M. | 261 | 47 | — | 40 | — | 1 | 44 | 18 | 99 | 12 | — |
| Empleados H. | 203 | 163 | 2 | 2 | 5 | 7 | 2 | 1 | 21 | — | — |
| M. | 41 | 18 | — | 4 | 1 | 4 | 5 | — | 9 | — | — |
| Obreros H. | 722 | 561 | 4 | 34 | 57 | 29 | 5 | 2 | 29 | 1 | — |
| M. | 27 | 18 | — | 3 | — | — | 1 | 1 | 3 | 1 | — |
| Familiares H. | 1.364 | 829 | 1 | 64 | 33 | 26 | 89 | 16 | 253 | 50 | 3 |
| M. | 2.590 | 1.617 | 6 | 153 | 52 | 65 | 143 | 29 | 400 | 109 | 16 |
| Servidumbre H. | 22 | 19 | — | — | — | — | — | — | 1 | — | — |
| M. | 121 | 54 | 1 | 6 | 2 | 4 | 12 | 6 | 24 | 11 | 2 |
| Desocupados H. | 8 | — | — | — | — | — | — | — | — | — | 8 |
| M. | — | — | — | — | — | — | — | — | — | — | — |
| Hualqui. | 5.857 | 3.681 | 15 | 339 | 158 | 140 | 344 | 77 | 845 | 229 | 29 |
| Patrones H. | 611 | 528 | 3 | 32 | 6 | — | 29 | 1 | 5 | 7 | — |
| M. | 118 | — | — | 40 | — | — | 17 | 13 | 45 | 3 | — |
| Empleados H. | 124 | 107 | — | 1 | 2 | 1 | — | — | 13 | — | — |
| M. | 23 | 2 | — | — | — | — | 3 | 2 | 16 | — | — |
| Obreros H. | 1.357 | 1.062 | 29 | 19 | 204 | — | — | 2 | 41 | — | — |
| M. | 51 | 45 | — | 1 | — | — | 1 | 2 | 2 | — | — |
| Familiares H. | 2.302 | 1.928 | 2 | 90 | 38 | 1 | 41 | 21 | 180 | 1 | — |
| M. | 3.340 | 2.858 | 8 | 110 | 57 | 3 | 68 | 50 | 164 | 14 | 8 |
| Servidumbre H. | 4 | — | — | — | — | — | — | — | 4 | — | — |
| M. | 164 | 128 | 1 | — | 11 | — | 5 | 8 | 7 | 3 | 1 |
| Desocupados H. | 19 | — | — | — | — | — | — | — | — | — | 19 |
| M. | 19 | 13 | — | — | — | — | — | — | — | — | 6 |
| Florida. | 8.132 | 6.671 | 43 | 293 | 318 | 5 | 164 | 99 | 477 | 28 | 34 |
| Patrones H. | 823 | 163 | 70 | 151 | 13 | 32 | 264 | 24 | 68 | 38 | — |
| M. | 900 | 9 | 1 | 263 | — | — | 525 | 82 | 203 | 17 | — |
| Empleados H. | 663 | 43 | 231 | 40 | 7 | 157 | 45 | 4 | 136 | — | — |
| M. | 191 | 1 | 25 | 8 | — | 9 | 66 | 8 | 74 | — | — |
| Obreros H. | 6.292 | 453 | 4.271 | 458 | 196 | 584 | 64 | 30 | 242 | 4 | — |
| M. | 197 | 28 | 25 | 75 | 2 | 2 | 15 | 28 | 22 | — | — |
| Familiares H. | 6.104 | 463 | 3.117 | 439 | 98 | 478 | 435 | 74 | 919 | 38 | 43 |
| M. | 11.974 | 903 | 6.380 | 998 | 234 | 1.022 | 798 | 173 | 1.319 | 51 | 96 |
| Servidumbre H. | 23 | — | 4 | 3 | — | — | 8 | 4 | 1 | — | — |
| M. | 484 | 22 | 122 | 30 | 6 | 32 | 110 | 56 | 95 | 10 | 1 |
| Desocupados H. | 302 | — | — | — | — | — | — | — | — | — | 302 |
| M. | 74 | — | — | — | — | — | — | — | — | — | 74 |
| Coronel. | 28.027 | 2.085 | 14.246 | 2.465 | 856 | 2.319 | 2.120 | 483 | 3.079 | 158 | 516 |
| Patrones H. | 705 | 205 | 16 | 95 | 10 | 14 | 269 | 25 | 37 | 32 | 2 |
| M. | 606 | 8 | 8 | 194 | — | 2 | 237 | 45 | 92 | 19 | 1 |
| Empleados H. | 724 | 20 | 416 | 40 | 17 | 69 | 44 | 1 | 116 | — | 1 |
| M. | 179 | 2 | 30 | 10 | — | 8 | 32 | 4 | 93 | — | — |
| Obreros H. | 9.166 | 380 | 7.333 | 480 | 291 | 317 | 36 | 29 | 282 | — | 18 |
| M. | 463 | 29 | 193 | 128 | 6 | 6 | 32 | 25 | 43 | — | 1 |
| Familiares H. | 7.473 | 568 | 4.471 | 411 | 184 | 210 | 326 | 43 | 893 | 18 | 49 |
| M. | 14.589 | 1.018 | 9.667 | 965 | 364 | 404 | 606 | 103 | 1.277 | 50 | 135 |
| Servidumbre H. | 19 | 1 | 3 | — | — | — | 7 | 3 | 2 | — | — |
| M. | 555 | 30 | 198 | 31 | 8 | 21 | 112 | 80 | 79 | 4 | 2 |
| Desocupados H. | 211 | — | — | — | — | — | — | — | — | — | 211 |
| M. | 45 | — | — | — | — | — | — | — | 1 | — | 44 |
| Tota. | 34.445 | 2.261 | 22.335 | 2.555 | 880 | 1.051 | 1.701 | 358 | 2.915 | 125 | 464 |

| ACTIVIDADES | | Totales | Agricultura, selvi- cultura y pesca | Indus- trias extracti- vas | Indus- trias manu- factureras | Edificaci3n y construc- ci3n | Transpor- tes y co- municaciones | Comer- cio | Hoteleria y servicios persona- les | Servicios p3blicos y otros de inter3s general | Rentistas | Varios |
|--------------------------------------|---------|----------------|-------------------------------------|----------------------------|-------------------------------|------------------------------|----------------------------------|---------------|------------------------------------|---|--------------|--------------|
| Patrones | H. | 723 | 650 | — | 28 | 7 | 8 | 13 | 2 | 12 | 3 | — |
| | M. | 222 | 43 | — | 93 | — | — | 13 | 21 | 49 | 2 | 1 |
| Empleados | H. | 453 | 422 | 2 | 5 | — | 2 | 8 | — | 15 | 1 | — |
| | M. | 76 | 40 | — | 5 | — | — | 6 | — | 24 | — | — |
| Obreros | H. | 780 | 711 | 7 | 19 | 9 | 13 | 2 | — | 19 | — | — |
| | M. | 100 | 82 | — | 14 | 1 | — | — | — | 3 | — | — |
| Familiares | H. | 2.371 | 1.966 | 2 | 76 | 20 | 11 | 38 | 12 | 238 | 6 | 2 |
| | M. | 4.106 | 3.621 | 6 | 121 | 23 | 20 | 88 | 24 | 187 | 15 | — |
| Servidumbre | H. | 96 | 80 | — | — | — | — | — | 1 | 10 | 4 | — |
| | M. | 130 | 92 | — | — | — | — | — | 6 | 15 | 4 | — |
| Desocupados | H. | 49 | — | — | — | — | — | — | — | — | — | 49 |
| | M. | 38 | — | — | — | — | — | — | — | — | — | 38 |
| Santa Juana | | 9.141 | 7.707 | 17 | 361 | 60 | 54 | 179 | 66 | 572 | 35 | 90 |
| Patrones | H. | 975 | 701 | 2 | 90 | 12 | 18 | 111 | 8 | 5 | 28 | — |
| | M. | 413 | — | — | 110 | — | — | 91 | 54 | 141 | 17 | — |
| Empleados | H. | 179 | 78 | — | 7 | 3 | 11 | 9 | 3 | 68 | — | — |
| | M. | 58 | — | — | 3 | — | 6 | 7 | — | 45 | — | — |
| Obreros | H. | 2.223 | 1.751 | 6 | 183 | 116 | 71 | 16 | 5 | 76 | — | — |
| | M. | 302 | 249 | — | 33 | — | 1 | 6 | 3 | 10 | — | — |
| Familiares | H. | 3.487 | 2.198 | 5 | 216 | 75 | 118 | 223 | 60 | 508 | 47 | 37 |
| | M. | 6.276 | 4.166 | 11 | 444 | 136 | 213 | 368 | 86 | 734 | 83 | 16 |
| Servidumbre | H. | 30 | 9 | — | 1 | — | — | 10 | 2 | 3 | 4 | 1 |
| | M. | 169 | 27 | — | 8 | 3 | — | 48 | 29 | 46 | 6 | — |
| Desocupados | H. | 53 | — | — | — | — | — | — | — | 1 | — | 52 |
| | M. | 44 | — | — | — | — | — | — | 2 | — | — | 42 |
| Yumbel | | 14.209 | 9.179 | 24 | 1.092 | 345 | 440 | 909 | 252 | 1.636 | 186 | 147 |
| Patrones | H. | 710 | 575 | — | 37 | 2 | 1 | 66 | 6 | 11 | 12 | — |
| | M. | 200 | 90 | — | 25 | — | — | 27 | 5 | 45 | 8 | — |
| Empleados | H. | 104 | 68 | 2 | 3 | 1 | 8 | 10 | — | 12 | — | — |
| | M. | 27 | 5 | — | 3 | — | 2 | 3 | 1 | 13 | — | — |
| Obreros | H. | 1.975 | 1.839 | 1 | 23 | 12 | 55 | 18 | 6 | 21 | — | — |
| | M. | 124 | 102 | — | 11 | — | 1 | — | 8 | 2 | — | — |
| Familiares | H. | 2.696 | 2.119 | — | 52 | 10 | 50 | 88 | 18 | 241 | 16 | 2 |
| | M. | 4.605 | 3.778 | 2 | 97 | 12 | 126 | 171 | 17 | 366 | 30 | 6 |
| Servidumbre | H. | 3 | 2 | — | — | — | — | — | 1 | — | — | — |
| | M. | 183 | 120 | — | 7 | 1 | 5 | 27 | 8 | 12 | 3 | 20 |
| Desocupados | H. | 21 | 1 | — | — | — | — | — | — | — | — | 13 |
| | M. | 13 | — | — | — | — | — | — | — | — | — | — |
| Cabrero | | 10.561 | 8.699 | 5 | 258 | 38 | 248 | 410 | 70 | 723 | 69 | 41 |
| Patrones | H. | 1.185 | 957 | 2 | 55 | 4 | 2 | 90 | 9 | 11 | 55 | — |
| | M. | 471 | 165 | 1 | 75 | 1 | — | 74 | 40 | 91 | 32 | — |
| Empleados | H. | 472 | 290 | 4 | 6 | 1 | 103 | 13 | 1 | 84 | — | — |
| | M. | 61 | 12 | — | 5 | — | 8 | 10 | 2 | 24 | — | — |
| Obreros | H. | 1.984 | 1.342 | 49 | 64 | 59 | 353 | 20 | 9 | 76 | 2 | — |
| | M. | 55 | 27 | — | 12 | — | 4 | — | 9 | 2 | — | — |
| Familiares | H. | 3.356 | 2.021 | 35 | 111 | 44 | 409 | 139 | 37 | 491 | 80 | 19 |
| | M. | 6.225 | 3.765 | 66 | 229 | 45 | 788 | 262 | 44 | 816 | 169 | 41 |
| Servidumbre | H. | 13 | 16 | — | — | — | — | 1 | — | — | 1 | — |
| | M. | 333 | 143 | 2 | 22 | — | 50 | 28 | 33 | 33 | 21 | 1 |
| Desocupados | H. | 68 | — | — | — | — | — | — | — | — | — | 66 |
| | M. | 17 | 1 | — | — | — | — | — | — | 1 | — | 16 |
| San Rosendo | | 14.370 | 8.723 | 160 | 579 | 154 | 1.736 | 641 | 184 | 1.599 | 360 | 144 |
| Patrones | H. | 15.581 | 6.346 | 123 | 2.446 | 396 | 537 | 3.575 | 357 | 597 | 1.194 | 10 |
| | M. | 10.217 | 578 | 31 | 3.019 | 4 | 16 | 2.697 | 1.279 | 2.075 | 630 | 19 |
| Empleados | H. | 9.313 | 1.499 | 772 | 1.114 | 142 | 1.241 | 1.690 | 107 | 2.738 | 3 | 7 |
| | M. | 3.117 | 94 | 69 | 334 | 7 | 186 | 718 | 101 | 1.583 | — | 25 |
| Obreros | H. | 56.759 | 13.979 | 13.399 | 10.285 | 5.141 | 4.106 | 1.233 | 695 | 7.829 | 46 | 46 |
| | M. | 5.863 | 793 | 242 | 3.797 | 23 | 49 | 239 | 321 | 395 | 2 | 2 |
| Familiares | H. | 66.523 | 17.078 | 8.608 | 9.952 | 2.525 | 3.861 | 5.768 | 1.363 | 14.867 | 1.449 | 1.069 |
| | M. | 128.129 | 31.070 | 18.077 | 20.147 | 5.776 | 7.804 | 11.025 | 2.215 | 27.249 | 3.508 | 1.258 |
| Servidumbre | H. | 493 | 140 | 11 | 34 | 1 | 38 | 58 | 58 | 130 | 22 | 1 |
| | M. | 8.626 | 1.129 | 369 | 1.020 | 179 | 398 | 1.923 | 1.027 | 2.115 | 436 | 30 |
| Desocupados | H. | 2.610 | 1 | 1 | 2 | 2 | 1 | 1 | — | 5 | 1 | 2.596 |
| | M. | 1.010 | 14 | — | 2 | — | 3 | 1 | 2 | 23 | — | 965 |
| Total Provincia de Concepci3n | | 308.241 | 72.721 | 41.702 | 52.152 | 14.196 | 18.239 | 28.818 | 7.525 | 59.599 | 7.261 | 6.025 |
| Patrones | | 25.798 | 6.924 | 154 | 5.465 | 400 | 552 | 6.172 | 1.636 | 2.672 | 1.794 | 29 |
| Empleados | | 12.430 | 1.593 | 841 | 1.448 | 149 | 1.427 | 2.408 | 208 | 4.321 | 3 | 32 |
| Obreros | | 62.622 | 14.772 | 13.641 | 14.082 | 5.164 | 4.155 | 1.472 | 1.016 | 8.224 | 48 | 48 |
| Familiares | | 194.652 | 48.148 | 26.685 | 30.099 | 8.301 | 11.665 | 16.783 | 3.578 | 42.109 | 4.957 | 2.327 |
| Servidumbre | | 9.119 | 1.269 | 380 | 1.054 | 180 | 436 | 1.961 | 1.085 | 2.245 | 458 | 31 |
| Desocupados | | 3.620 | 16 | 1 | 4 | 2 | 4 | 2 | 2 | 28 | 1 | 3.561 |
| Total general | | 308.241 | 72.721 | 41.702 | 52.152 | 14.196 | 18.239 | 28.818 | 7.525 | 59.599 | 7.261 | 6.025 |

PROVINCIA DE ARAUCO.—ACTIVIDADES POR SEXO, SITUACION Y COMUNAS

| ACTIVIDADES | Totales | Agricultura, selvi- cultura y pesca | Indus- trias extracti- vas | Indus- trias manu- factureras | Edificacion y construccion | Transpor- tes y comu- nicaciones | Comer- cio | Hoteleria y servicios persona- les | Servicios públicos y otros de interés general | Rentistas | Varios |
|-------------------------|---------------|-------------------------------------|----------------------------|-------------------------------|----------------------------|----------------------------------|------------|------------------------------------|---|------------|------------|
| Patrones | H. 1.082 | 821 | 1 | 81 | 7 | 5 | 108 | 6 | 35 | 18 | — |
| | M. 507 | 63 | 3 | 106 | — | — | 156 | 40 | 122 | 18 | — |
| Empleados | H. 396 | 267 | — | 8 | 2 | 15 | 21 | 2 | 81 | — | — |
| | M. 87 | 9 | — | 4 | — | 5 | 13 | 4 | 51 | 1 | — |
| Obreros | H. 2.358 | 1.641 | 34 | 90 | 60 | 46 | 17 | 9 | 460 | 1 | — |
| | M. 105 | 81 | — | 17 | — | 2 | — | 1 | 4 | — | — |
| Familiares | H. 3.567 | 2.519 | 16 | 216 | 49 | 63 | 180 | 35 | 456 | 21 | 12 |
| | M. 6.612 | 4.711 | 45 | 315 | 79 | 140 | 386 | 61 | 796 | 41 | 38 |
| Servidumbre | H. 13 | 4 | — | — | — | — | 4 | — | 5 | — | — |
| | M. 330 | 130 | 1 | 8 | 1 | 4 | 61 | 33 | 83 | 8 | 1 |
| Desocupados | H. 58 | — | — | — | — | — | — | — | — | — | 58 |
| | M. 12 | — | — | — | — | — | — | — | 1 | — | 11 |
| Arauco..... | 15.127 | 10.246 | 100 | 845 | 198 | 280 | 945 | 191 | 2.094 | 108 | 120 |
| Patrones | H. 419 | 247 | 8 | 53 | 1 | — | 90 | 5 | 13 | 2 | — |
| | M. 282 | 18 | 2 | 86 | — | — | 112 | 22 | 37 | 3 | 2 |
| Empleados | H. 178 | 27 | 88 | 2 | 2 | 15 | 6 | — | 38 | — | — |
| | M. 49 | 3 | 3 | — | — | 3 | 10 | 1 | 29 | — | — |
| Obreros | H. 3.017 | 692 | 2.042 | 128 | 26 | 37 | 16 | 2 | 72 | — | 2 |
| | M. 92 | 28 | 34 | 21 | — | — | 4 | 2 | 3 | — | — |
| Familiares | H. 3.151 | 1.033 | 1.387 | 132 | 10 | 25 | 142 | 18 | 375 | 4 | 25 |
| | M. 6.626 | 1.678 | 2.878 | 255 | 27 | 62 | 246 | 24 | 414 | 10 | 33 |
| Servidumbre | H. — | — | — | — | — | — | — | — | — | — | — |
| | M. 165 | 24 | 46 | 10 | 3 | 6 | 36 | 13 | 24 | — | 4 |
| Desocupados | H. 46 | — | — | — | — | — | — | — | — | — | 46 |
| | M. 2 | — | — | — | — | — | — | — | — | — | 2 |
| Curanilahue..... | 13.026 | 3.750 | 6.487 | 687 | 65 | 148 | 661 | 87 | 1.095 | 19 | 113 |
| Patrones | H. 398 | 232 | — | 69 | 5 | 8 | 46 | 1 | 19 | 18 | — |
| | M. 244 | 18 | — | 82 | — | — | 39 | 43 | 50 | 12 | — |
| Empleados | H. 231 | 69 | 13 | 10 | 4 | 25 | 24 | 1 | 85 | — | — |
| | M. 74 | 4 | — | 11 | — | 3 | 6 | 3 | 48 | — | — |
| Obreros | H. 1.251 | 700 | 138 | 134 | 34 | 96 | 17 | 17 | 114 | 1 | — |
| | M. 40 | 7 | — | 12 | — | 1 | — | 13 | 7 | — | — |
| Familiares | H. 2.040 | 815 | 169 | 208 | 32 | 121 | 83 | 38 | 549 | 21 | 14 |
| | M. 3.614 | 1.582 | 292 | 398 | 64 | 226 | 169 | 67 | 742 | 44 | 30 |
| Servidumbre | H. 19 | 7 | 1 | — | — | 1 | 3 | 3 | 4 | — | — |
| | M. 258 | 81 | 9 | 16 | 1 | 15 | 38 | 23 | 68 | 6 | 1 |
| Desocupados | H. 51 | — | — | — | — | — | — | — | 1 | — | 50 |
| | M. 19 | — | — | — | — | — | — | — | — | — | 19 |
| Lebu..... | 8.239 | 3.515 | 612 | 940 | 140 | 496 | 424 | 209 | 1.687 | 102 | 114 |
| Patrones | H. 349 | 288 | — | 21 | — | 3 | 33 | — | 2 | 2 | — |
| | M. 121 | 15 | — | 55 | — | — | 21 | 8 | 18 | 4 | — |
| Empleados | H. 116 | 109 | — | — | — | 3 | — | — | 4 | — | — |
| | M. 16 | 1 | — | — | — | 2 | — | — | 7 | — | — |
| Obreros | H. 1.097 | 564 | 387 | 29 | 26 | 57 | 7 | — | 27 | — | — |
| | M. 12 | 11 | — | 1 | — | — | — | — | — | — | — |
| Familiares | H. 1.566 | 961 | 289 | 56 | 3 | 46 | 49 | 6 | 145 | 6 | 5 |
| | M. 2.677 | 1.535 | 563 | 122 | 8 | 96 | 81 | 9 | 202 | 9 | 2 |
| Servidumbre | H. 5 | 5 | — | — | — | — | — | — | — | — | — |
| | M. 78 | 52 | 3 | — | 2 | 1 | 8 | 6 | 6 | — | — |
| Desocupados | H. 6 | — | — | — | — | — | — | — | — | — | 6 |
| | M. 3 | — | — | — | — | — | — | — | — | — | 3 |
| Los Alamos..... | 6.040 | 3.591 | 1.242 | 284 | 39 | 208 | 199 | 29 | 411 | 21 | 16 |

| ACTIVIDADES | | Totales | Agricultura, selvi- cultura y pesca | Indus- trias extracti- vas | Indus- trias manufac- tureras | Edificación y construc- ción | Transpor- tas y co- munica- ciones | Comer- cio | Hotelería y servicios persona- les | Servicios públicos y otros de interés general | Rentistas | Varios |
|-----------------------------------|---------|---------|---|-------------------------------------|--|---------------------------------------|---|---------------|---|--|-----------|--------|
| Patrones | H. | 531 | 363 | 1 | 71 | 2 | 1 | 64 | 5 | 14 | 10 | — |
| | M. | 294 | 62 | — | 91 | — | — | 46 | 31 | 54 | 11 | — |
| Empleados | H. | 206 | 74 | 18 | 18 | 4 | 11 | 26 | 1 | 54 | — | — |
| | M. | 63 | 7 | — | 17 | — | 2 | 6 | 1 | 30 | — | — |
| Obreros | H. | 1.627 | 1.264 | 76 | 86 | 69 | 42 | 16 | 5 | 69 | — | — |
| | M. | 36 | 12 | 5 | 11 | 1 | — | — | — | 7 | — | — |
| Familiares | H. | 2.219 | 1.384 | 85 | 167 | 44 | 38 | 125 | 26 | 329 | 16 | 5 |
| | M. | 3.952 | 2.453 | 135 | 341 | 71 | 74 | 259 | 54 | 508 | 36 | 21 |
| Servidumbre | H. | 17 | 7 | — | 1 | — | — | 2 | 1 | 6 | — | — |
| | M. | 218 | 97 | 2 | 13 | 1 | 1 | 50 | 12 | 35 | 7 | — |
| Desocupados | H. | 64 | — | — | — | — | — | — | — | — | — | 54 |
| | M. | 18 | — | — | — | — | — | — | — | — | — | 18 |
| Cafete | | 9.235 | 5.723 | 322 | 816 | 192 | 169 | 593 | 136 | 1.106 | 80 | 98 |
| Patrones | H. | 1.277 | 1.190 | — | 30 | 1 | 1 | 43 | 4 | 1 | 7 | — |
| | M. | 217 | 84 | — | 38 | — | — | 22 | 15 | 57 | 1 | — |
| Empleados | H. | 334 | 275 | 2 | 4 | 3 | 6 | 10 | — | 34 | — | — |
| | M. | 34 | 3 | — | 3 | — | 3 | 1 | — | 24 | — | — |
| Obreros | H. | 1.835 | 1.655 | 4 | 57 | 18 | 44 | 8 | 7 | 41 | — | 1 |
| | M. | 71 | 62 | — | 6 | — | — | 2 | — | 1 | — | — |
| Familiares | H. | 3.968 | 3.281 | 5 | 121 | 33 | 59 | 46 | 22 | 395 | 5 | 1 |
| | M. | 6.514 | 5.583 | 7 | 197 | 42 | 110 | 106 | 31 | 419 | 12 | 7 |
| Servidumbre | H. | — | — | — | — | — | — | — | — | — | — | — |
| | M. | 174 | 102 | — | 7 | 4 | 6 | 13 | 16 | 25 | 1 | — |
| Desocupados | H. | 13 | — | — | — | 1 | — | — | — | — | — | 12 |
| | M. | 3 | — | — | — | — | — | — | — | — | — | 3 |
| Contulmo..... | | 14.440 | 12.235 | 18 | 463 | 102 | 329 | 251 | 95 | 997 | 26 | 24 |
| Patrones | H. | 4.066 | 3.141 | 10 | 325 | 16 | 18 | 384 | 21 | 84 | 57 | — |
| | M. | 1.665 | 260 | 5 | 458 | — | — | 394 | 159 | 338 | 49 | 2 |
| Empleados | H. | 1.461 | 821 | 121 | 42 | 15 | 75 | 87 | 4 | 296 | — | — |
| | M. | 317 | 27 | 3 | 35 | — | 18 | 35 | 9 | 189 | 1 | — |
| Obreros | H. | 11.185 | 6.516 | 2.681 | 524 | 233 | 322 | 81 | 40 | 783 | 2 | 3 |
| | M. | 366 | 201 | 39 | 68 | 1 | 3 | 6 | 16 | 22 | — | — |
| Familiares | H. | 16.511 | 9.993 | 1.941 | 900 | 171 | 352 | 625 | 145 | 2.249 | 73 | 62 |
| | M. | 28.996 | 17.592 | 3.920 | 1.628 | 291 | 706 | 1.246 | 246 | 3.081 | 152 | 131 |
| Servidumbre | H. | 54 | 23 | 1 | 1 | — | 1 | 9 | 4 | 16 | — | — |
| | M. | 1.223 | 486 | 60 | 54 | 12 | 33 | 206 | 103 | 241 | 22 | 6 |
| Desocupados | H. | 227 | — | — | — | 1 | — | — | — | 1 | — | 225 |
| | M. | 57 | — | — | — | — | — | — | — | 1 | — | 56 |
| Total Provincia de Arauco..... | | 66.107 | 39.060 | 8.781 | 4.035 | 740 | 1.530 | 3.073 | 747 | 7.300 | 356 | 485 |
| Patrones | | 5.721 | 3.401 | 15 | 783 | 16 | 18 | 778 | 180 | 422 | 106 | 2 |
| Empleados | | 1.778 | 848 | 124 | 77 | 15 | 93 | 122 | 13 | 485 | 1 | — |
| Obreros | | 11.541 | 6.717 | 2.720 | 592 | 234 | 325 | 87 | 56 | 806 | 2 | 3 |
| Familiares | | 45.506 | 27.585 | 5.861 | 2.528 | 462 | 1.060 | 1.871 | 391 | 5.330 | 225 | 193 |
| Servidumbre | | 1.277 | 509 | 61 | 55 | 12 | 34 | 215 | 107 | 256 | 22 | 6 |
| Desocupados | | 284 | — | — | — | 1 | — | — | — | 2 | — | 281 |
| Total general..... | | 66.107 | 39.060 | 8.781 | 4.035 | 740 | 1.530 | 3.073 | 747 | 7.300 | 356 | 485 |

PROVINCIA DE BIO-BIO.— ACTIVIDADES POR SEXO, SITUACION Y COMUNAS

| ACTIVIDADES | | Totales | Agricultura, selvi-cultura y pesca | Indus-trias extracti-vas | Indus-trias manu-factureras | Edificación y construc-ción | Transpor-tes y comu-nicaciones | Comer-cio | Hotelería y servicios persona-les | Servicios públicos y otros de interés general | Rentistas | Varios |
|---------------------------|---------|---------------|------------------------------------|--------------------------|-----------------------------|-----------------------------|--------------------------------|--------------|-----------------------------------|---|------------|--------------|
| Patrones | H. | 2.979 | 1.800 | 1 | 373 | 34 | 49 | 464 | 39 | 109 | 110 | — |
| | M. | 1.490 | 194 | 1 | 384 | 1 | 1 | 253 | 198 | 386 | 71 | 1 |
| Empleados | H. | 1.022 | 362 | — | 74 | 21 | 53 | 162 | 6 | 344 | 1 | — |
| | M. | 352 | 10 | 1 | 10 | 2 | 17 | 74 | 3 | 235 | — | — |
| Obreros | H. | 9.222 | 6.302 | 13 | 746 | 567 | 232 | 108 | 66 | 1.181 | 4 | 4 |
| | M. | 598 | 338 | — | 142 | 3 | 3 | 22 | 26 | 63 | 1 | — |
| Familiares | H. | 12.232 | 6.961 | 2 | 1.022 | 381 | 250 | 685 | 212 | 2.317 | 123 | 279 |
| | M. | 22.175 | 12.503 | 16 | 2.045 | 814 | 546 | 1.414 | 372 | 3.842 | 334 | 289 |
| Servidumbre | H. | 43 | 14 | — | 8 | — | 2 | 6 | 8 | 6 | 1 | — |
| | M. | 1.545 | 526 | — | 89 | 27 | 33 | 291 | 135 | 381 | 49 | 14 |
| Desocupados | H. | 341 | 2 | — | 2 | 2 | — | — | 1 | 2 | — | 332 |
| | M. | 260 | — | — | — | — | 1 | — | 21 | — | — | 238 |
| Los Angeles..... | | 52.259 | 29.012 | 34 | 4.895 | 1.852 | 1.187 | 3.478 | 1.085 | 8.865 | 694 | 1.157 |
| Patrones | H. | 678 | 520 | — | 62 | 9 | 7 | 63 | 3 | 12 | 2 | — |
| | M. | 417 | 23 | — | 193 | 2 | 1 | 38 | 53 | 95 | 12 | — |
| Empleados | H. | 128 | 67 | — | 5 | 7 | 9 | 6 | 1 | 32 | 1 | — |
| | M. | 32 | 3 | — | 2 | — | 1 | 1 | — | 25 | — | — |
| Obreros | H. | 2.445 | 2.165 | 1 | 127 | 74 | 9 | 16 | 6 | 56 | 1 | — |
| | M. | 88 | 66 | — | 16 | 1 | — | 4 | — | 1 | — | — |
| Familiares | H. | 3.621 | 2.743 | 1 | 219 | 39 | 22 | 120 | 63 | 382 | 12 | 20 |
| | M. | 6.040 | 4.785 | 7 | 347 | 66 | 40 | 220 | 54 | 475 | 15 | 31 |
| Servidumbre | H. | 2 | 1 | — | — | — | — | — | 1 | — | — | — |
| | M. | 243 | 153 | 1 | 7 | 5 | 4 | 28 | 20 | 21 | 4 | — |
| Desocupados | H. | 26 | — | — | — | — | — | — | — | — | — | 26 |
| | M. | 9 | 2 | — | — | — | — | — | — | — | — | 7 |
| Santa Bárbara..... | | 13.727 | 10.518 | 10 | 978 | 203 | 93 | 495 | 200 | 1.099 | 47 | 84 |
| Patrones | H. | 626 | 510 | — | 31 | 7 | 3 | 51 | 1 | 3 | 20 | — |
| | M. | 353 | 142 | — | 54 | — | — | 54 | 29 | 45 | 9 | — |
| Empleados | H. | 110 | 62 | — | 3 | — | 13 | 13 | — | 19 | — | — |
| | M. | 27 | 5 | — | — | — | 1 | 11 | — | 12 | — | — |
| Obreros | H. | 1.572 | 1.233 | — | 33 | 15 | 54 | 8 | 2 | 25 | 2 | — |
| | M. | 94 | 74 | 2 | 14 | — | — | 3 | — | — | — | — |
| Familiares | H. | 2.154 | 1.636 | — | 75 | 12 | 79 | 113 | 23 | 179 | 32 | 5 |
| | M. | 3.514 | 2.718 | 3 | 132 | 22 | 127 | 189 | 24 | 224 | 53 | 22 |
| Servidumbre | H. | 154 | 102 | — | 3 | 1 | 5 | 9 | 15 | 13 | 6 | — |
| | M. | 22 | — | — | — | — | — | — | — | — | — | — |
| Desocupados | H. | 6 | — | — | — | — | — | — | — | — | — | 22 |
| | M. | 5 | — | — | — | — | — | — | — | — | — | 5 |
| Laja..... | | 8.411 | 6.480 | 5 | 345 | 57 | 282 | 451 | 95 | 520 | 122 | 54 |
| Patrones | H. | 762 | 587 | — | 28 | 9 | 1 | 25 | 2 | 7 | 3 | — |
| | M. | 310 | 102 | — | 98 | — | 1 | 20 | 15 | 64 | 9 | — |
| Empleados | H. | 130 | 103 | 1 | 3 | — | — | — | — | 23 | — | — |
| | M. | 29 | 2 | — | — | — | — | — | — | 18 | — | — |
| Obreros | H. | 1.753 | 1.651 | — | 33 | 32 | 4 | 5 | 1 | 25 | 3 | — |
| | M. | 55 | 42 | — | 7 | — | — | — | — | — | — | — |
| Familiares | H. | 2.595 | 2.162 | — | 79 | 8 | 6 | 39 | 4 | 271 | 10 | 7 |
| | M. | 4.689 | 3.998 | — | 127 | 36 | 9 | 84 | 23 | 376 | 19 | 17 |
| Servidumbre | H. | 187 | 130 | — | 5 | 6 | 1 | 15 | 10 | 14 | 5 | 2 |
| | M. | 21 | — | — | — | — | — | — | — | — | — | 21 |
| Desocupados | H. | 3 | 1 | — | — | — | — | — | — | — | — | 2 |
| | M. | — | — | — | — | — | — | — | — | — | — | — |
| Quillico..... | | 10.534 | 8.878 | 1 | 381 | 92 | 26 | 191 | 70 | 797 | 49 | 49 |
| Patrones | H. | 1.146 | 1.013 | — | 38 | 3 | 3 | 68 | 5 | 7 | 9 | — |
| | M. | 509 | 169 | — | 146 | — | — | 64 | 33 | 94 | 3 | — |
| Empleados | H. | 568 | 477 | — | 9 | 1 | 2 | 30 | — | 49 | — | — |
| | M. | 79 | 41 | — | 8 | — | — | 6 | 2 | 22 | — | — |
| Obreros | H. | 1.693 | 1.510 | 7 | 50 | 41 | 7 | 4 | 10 | 68 | — | — |
| | M. | 88 | 74 | — | 3 | — | — | — | 2 | 9 | — | — |
| Familiares | H. | 3.341 | 2.491 | 6 | 130 | 34 | 6 | 95 | 37 | 510 | 11 | 35 |
| | M. | 6.066 | 4.712 | 6 | 277 | 73 | 12 | 226 | 47 | 651 | 22 | 40 |
| Servidumbre | H. | 8 | 8 | — | — | — | — | — | — | — | — | — |
| | M. | 268 | 183 | — | 9 | 1 | — | 29 | 13 | 29 | 4 | — |
| Desocupados | H. | 88 | — | — | — | — | 1 | — | — | — | — | 87 |
| | M. | 15 | — | — | — | — | — | — | — | — | — | 15 |
| Nacimiento..... | | 13.869 | 10.684 | 19 | 670 | 153 | 31 | 522 | 149 | 1.429 | 49 | 163 |

| ACTIVIDADES | | Totales | Agricultura, selvi- cultura y pesca | Indus- trias extracti- vas | Indus- trias manu- facturera | Edificac ión y construc- ción | Transpor- tes y co- municac iones | Comer- cio | Hotelería y servicios per- sona- les | Servicios públicos y otros de interés general | Rentistas | Varios |
|-----------------------------|---------|----------------|-------------------------------------|----------------------------|------------------------------|-------------------------------|-----------------------------------|--------------|--------------------------------------|---|--------------|--------------|
| Patrones | H. | 111 | 46 | — | 15 | — | 1 | 33 | — | 12 | — | 4 |
| | M. | 100 | 5 | — | 29 | — | — | 28 | 22 | 13 | — | 3 |
| Empleados | H. | 64 | 41 | — | 1 | 1 | 12 | 1 | — | 8 | — | — |
| | M. | 16 | 3 | — | — | — | 2 | — | — | 11 | — | — |
| Obreros | H. | 1.003 | 834 | — | 58 | 24 | 51 | 7 | — | 28 | — | 1 |
| | M. | 53 | 43 | — | 3 | — | 2 | — | 1 | 2 | — | — |
| Familiares | H. | 943 | 630 | — | 67 | 13 | 55 | 55 | 3 | 114 | — | 6 |
| | M. | 1.762 | 1.219 | — | 122 | 27 | 114 | 95 | 7 | 160 | — | 18 |
| Servidumbre | H. | — | — | — | — | — | — | — | — | — | — | — |
| | M. | 77 | 44 | — | 3 | — | 6 | 17 | 1 | 6 | — | — |
| Desocupados | H. | 1 | — | — | — | — | — | — | — | — | — | 1 |
| | M. | 3 | — | — | — | — | — | — | — | — | — | 3 |
| Negrete..... | | 4.133 | 2.865 | — | 298 | 65 | 243 | 238 | 34 | 354 | 32 | 4 |
| Patrones | H. | 794 | 424 | — | 144 | 13 | 24 | 125 | 6 | 27 | 31 | — |
| | M. | 606 | 27 | — | 210 | — | — | 93 | 76 | 170 | 30 | — |
| Empleados | H. | 323 | 160 | 2 | 29 | 6 | 13 | 29 | 5 | 80 | — | — |
| | M. | 129 | 2 | — | 26 | — | 8 | 23 | 4 | 66 | — | — |
| Obreros | H. | 3.752 | 3.046 | 3 | 307 | 106 | 66 | 34 | 17 | 175 | — | — |
| | M. | 134 | 81 | — | 23 | — | — | 9 | 10 | 11 | — | — |
| Familiares | H. | 4.496 | 2.640 | 1 | 522 | 109 | 87 | 212 | 88 | 792 | 25 | 40 |
| | M. | 7.941 | 4.819 | 1 | 866 | 178 | 217 | 453 | 145 | 1.115 | 85 | 62 |
| Servidumbre | H. | 19 | 1 | — | 1 | — | — | 1 | 1 | 3 | — | 12 |
| | M. | 450 | 207 | — | 18 | 6 | 9 | 79 | 25 | 85 | 20 | 1 |
| Desocupados | H. | 93 | — | — | — | — | — | — | — | 2 | — | 88 |
| | M. | 60 | — | — | — | — | — | — | — | 1 | — | 59 |
| Mulchén..... | | 18.737 | 11.407 | 7 | 2.126 | 416 | 423 | 1.058 | 377 | 2.527 | 194 | 262 |
| Patrones | H. | 275 | 229 | — | 27 | — | — | 15 | — | 5 | 1 | — |
| | M. | 91 | 5 | — | 31 | — | — | 8 | 4 | 43 | — | — |
| Empleados | H. | 63 | 47 | — | 1 | 1 | — | 1 | — | 13 | — | — |
| | M. | 14 | 2 | — | 1 | — | 1 | — | — | 9 | — | — |
| Obreros | H. | 1.181 | 1.131 | — | 23 | 4 | 7 | 1 | — | 15 | — | — |
| | M. | 58 | 35 | — | 1 | — | — | 1 | — | — | — | — |
| Familiares | H. | 1.349 | 1.131 | — | 46 | 1 | 4 | 15 | 9 | 139 | 1 | 4 |
| | M. | 2.469 | 2.086 | — | 103 | 3 | 5 | 35 | 8 | 223 | 3 | 3 |
| Servidumbre | H. | 1 | — | — | — | — | — | — | — | 1 | — | — |
| | M. | 97 | 78 | — | 2 | 1 | — | — | 6 | 11 | — | — |
| Desocupados | H. | 4 | — | — | — | — | — | — | — | — | — | 4 |
| | M. | — | — | — | — | — | — | — | — | — | — | — |
| Quilacó..... | | 5.582 | 4.744 | — | 234 | 11 | 17 | 76 | 27 | 457 | 5 | 11 |
| Patrones | H. | 7.371 | 5.229 | 1 | 718 | 75 | 88 | 844 | 56 | 180 | 180 | — |
| | M. | 3.856 | 667 | 2 | 1.145 | 3 | 5 | 658 | 430 | 910 | 137 | 1 |
| Empleados | H. | 2.408 | 1.319 | 2 | 125 | 37 | 102 | 242 | 11 | 568 | 2 | — |
| | M. | 678 | 66 | 1 | 48 | 3 | 31 | 118 | 10 | 398 | — | — |
| Obreros | H. | 22.419 | 17.868 | 24 | 1.377 | 862 | 429 | 182 | 101 | 1.661 | 11 | 4 |
| | M. | 1.148 | 753 | 2 | 209 | 6 | 5 | 41 | 45 | 87 | 1 | — |
| Familiares | H. | 30.731 | 20.394 | 10 | 2.139 | 597 | 509 | 1.334 | 448 | 4.704 | 220 | 376 |
| | M. | 54.656 | 36.840 | 33 | 4.019 | 1.219 | 1.070 | 2.715 | 680 | 7.066 | 549 | 464 |
| Servidumbre | H. | 73 | 24 | — | 9 | — | 2 | 6 | 10 | 9 | — | 12 |
| | M. | 3.021 | 1.423 | 1 | 136 | 46 | 58 | 468 | 224 | 560 | 88 | 17 |
| Desocupados | H. | 596 | 2 | — | 2 | — | 1 | — | 1 | 4 | 3 | 581 |
| | M. | 355 | 3 | — | — | — | 1 | — | 27 | 1 | — | 329 |
| Provincia de Bío-Bío | | 127.312 | 84.588 | 76 | 9.927 | 2.849 | 2.302 | 6.509 | 2.037 | 16.048 | 1.192 | 1.784 |
| Patrones..... | | 11.227 | 5.896 | 3 | 1.863 | 78 | 91 | 1.402 | 486 | 1.090 | 317 | 1 |
| Empleados..... | | 3.086 | 1.385 | 3 | 173 | 40 | 136 | 360 | 21 | 966 | 2 | — |
| Obreros..... | | 23.567 | 18.621 | 26 | 1.586 | 867 | 434 | 223 | 146 | 1.648 | 12 | 4 |
| Familiares..... | | 85.387 | 57.234 | 43 | 6.168 | 1.816 | 1.579 | 4.050 | 1.128 | 11.770 | 769 | 840 |
| Servidumbre..... | | 3.094 | 1.447 | 1 | 145 | 46 | 60 | 474 | 234 | 569 | 89 | 29 |
| Desocupados..... | | 951 | 5 | — | 2 | 2 | 2 | — | 22 | 5 | 3 | 910 |
| Total general..... | | 127.312 | 84.588 | 76 | 9.927 | 2.849 | 2.302 | 6.509 | 2.037 | 16.048 | 1.192 | 1.784 |

PROVINCIA DE MALLECO.—ACTIVIDADES POR SEXO, SITUACION Y COMUNAS

| ACTIVIDADES | Totales | Agricultura, selva-cultura y pesca | Indus-trias extracti-vas | Indus-trias manu-factureras | Edificación y construcción | Transpor-tes y comu-nicaciones | Comer-cio | Hotelería y servicios persona-les | Servicios públicos y otros de interés general | Rentistas | Varios |
|-------------------|----------------|------------------------------------|--------------------------|-----------------------------|----------------------------|--------------------------------|--------------|-----------------------------------|---|------------|------------|
| Patrones | H. 1.825 | 1.075 | 3 | 227 | 30 | 38 | 262 | 23 | 48 | 119 | — |
| | M. 958 | 52 | — | 279 | — | — | 177 | 172 | 216 | 62 | — |
| Empleados | H. 483 | 123 | 2 | 21 | 9 | 28 | 69 | 4 | 225 | 1 | 1 |
| | M. 238 | 1 | — | 5 | — | 11 | 20 | 4 | 196 | — | 1 |
| Obreros | H. 4.037 | 2.533 | 98 | 404 | 243 | 80 | 72 | 46 | 561 | — | — |
| | M. 288 | 138 | 1 | 42 | 1 | 8 | 69 | 16 | 12 | — | 1 |
| Familiares | H. 6.976 | 3.047 | 75 | 567 | 184 | 149 | 393 | 140 | 1.163 | 152 | 105 |
| | M. 10.603 | 5.141 | 132 | 1.163 | 342 | 251 | 675 | 200 | 1.923 | 396 | 380 |
| Servidumbre | H. 52 | 8 | — | 10 | — | — | 4 | 3 | 26 | — | 1 |
| | M. 710 | 189 | 5 | 54 | 14 | 19 | 141 | 71 | 181 | 27 | 9 |
| Desocupados | H. 181 | — | — | — | — | — | — | — | — | — | 181 |
| | M. 102 | — | — | — | — | — | — | 2 | — | — | 100 |
| Angol | 25.452 | 12.307 | 316 | 2.772 | 823 | 584 | 1.882 | 681 | 4.551 | 757 | 779 |
| Patrones | H. 1.413 | 1.219 | — | 86 | 1 | 1 | 80 | 3 | 12 | 11 | — |
| | M. 298 | 95 | 2 | 65 | — | — | 38 | 24 | 68 | 5 | — |
| Empleados | H. 336 | 276 | 1 | 19 | 2 | 6 | 9 | 1 | 30 | — | — |
| | M. 69 | 19 | — | 6 | — | 1 | 2 | 4 | 25 | — | 2 |
| Obreros | H. 1.253 | 1.019 | 31 | 62 | 30 | 62 | 11 | 2 | 35 | — | — |
| | M. 76 | 49 | — | 21 | — | 4 | 1 | 1 | 1 | — | 1 |
| Familiares | H. 3.148 | 2.408 | 28 | 170 | 16 | 33 | 105 | 29 | 335 | 11 | 10 |
| | M. 5.228 | 4.083 | 41 | 288 | 28 | 62 | 221 | 43 | 417 | 24 | 21 |
| Servidumbre | H. 8 | 32 | — | — | — | — | 3 | 1 | 2 | — | — |
| | M. 199 | 116 | 2 | 13 | 2 | 4 | 28 | 6 | 22 | 4 | 2 |
| Desocupados | H. 25 | — | — | — | — | — | — | — | — | — | 25 |
| | M. 8 | — | — | — | — | — | — | — | — | — | 8 |
| Purú | 12.078 | 9.316 | 105 | 723 | 79 | 168 | 501 | 114 | 947 | 55 | 70 |
| Patrones | H. 814 | 612 | 1 | 78 | 2 | 2 | 91 | 7 | 12 | 9 | — |
| | M. 260 | 48 | 1 | 78 | — | — | 46 | 24 | 45 | 8 | — |
| Empleados | H. 267 | 198 | 10 | 7 | 1 | 12 | 19 | — | 19 | — | — |
| | M. 36 | 5 | — | 4 | — | 3 | 2 | 1 | 21 | — | — |
| Obreros | H. 1.718 | 1.219 | 198 | 52 | 46 | 117 | 14 | 6 | 63 | 1 | 2 |
| | M. 58 | 30 | 2 | 14 | — | 2 | 2 | 7 | 1 | — | — |
| Familiares | H. 2.387 | 1.442 | 91 | 128 | 24 | 115 | 122 | 31 | 419 | 13 | 2 |
| | M. 4.310 | 2.843 | 156 | 253 | 38 | 207 | 249 | 54 | 472 | 28 | 10 |
| Servidumbre | H. 189 | 98 | 6 | 7 | — | 5 | 29 | 17 | 20 | 5 | 2 |
| | M. 16 | — | — | — | — | — | — | — | — | — | 16 |
| Desocupados | H. 7 | — | — | 1 | — | — | — | — | — | — | 7 |
| | M. — | — | — | — | — | — | — | — | — | — | — |
| Los Sauces | 10.052 | 6.495 | 465 | 622 | 111 | 463 | 574 | 147 | 1.072 | 64 | 39 |
| Patrones | H. 226 | 90 | — | 42 | 4 | 4 | 59 | 5 | 4 | 18 | — |
| | M. 163 | 3 | — | 36 | — | 3 | 44 | 26 | 44 | 7 | — |
| Empleados | H. 78 | 30 | — | 12 | 1 | 15 | 6 | — | 14 | — | — |
| | M. 20 | 1 | — | 1 | — | 3 | — | — | 14 | — | — |
| Obreros | H. 992 | 692 | — | 122 | 17 | 102 | 19 | 1 | 39 | 1 | — |
| | M. 77 | 66 | — | 6 | — | 2 | 2 | — | — | — | — |
| Familiares | H. 1.212 | 639 | — | 130 | 10 | 137 | 90 | 19 | 160 | 33 | 4 |
| | M. 2.057 | 1.019 | — | 265 | 28 | 253 | 176 | 26 | 228 | 50 | 12 |
| Servidumbre | H. 2 | 2 | — | — | — | — | — | — | — | — | — |
| | M. 112 | 40 | — | 11 | — | 20 | 23 | 4 | 13 | 1 | — |
| Desocupados | H. 13 | — | — | — | — | — | — | — | — | — | 13 |
| | M. 1 | — | — | — | — | — | — | — | — | — | 1 |
| Renaico | 4.953 | 2.582 | — | 625 | 60 | 539 | 420 | 81 | 506 | 110 | 30 |
| Patrones | H. 959 | 763 | — | 55 | 5 | 8 | 78 | 9 | 21 | 20 | — |
| | M. 322 | 55 | — | 79 | — | — | 62 | 36 | 69 | 21 | — |
| Empleados | H. 249 | 129 | — | 20 | 6 | 14 | 9 | 1 | 70 | — | — |
| | M. 66 | 4 | — | 2 | — | 2 | 8 | 2 | 38 | — | — |
| Obreros | H. 2.384 | 1.865 | 11 | 219 | 72 | 72 | 34 | 16 | 95 | — | — |
| | M. 126 | 52 | — | 52 | 1 | — | 4 | 13 | 4 | — | — |
| Familiares | H. 3.393 | 2.286 | — | 283 | 43 | 86 | 117 | 61 | 463 | 43 | 11 |
| | M. 6.007 | 4.083 | 4 | 477 | 90 | 172 | 278 | 98 | 696 | 77 | 32 |
| Servidumbre | H. 8 | 3 | — | 1 | — | 1 | 1 | 1 | 1 | — | — |
| | M. 264 | 113 | — | 20 | 1 | 6 | 36 | 32 | 48 | 7 | 1 |
| Desocupados | H. 68 | — | — | 1 | — | — | — | — | — | — | 67 |
| | M. 11 | — | — | — | — | — | — | — | — | — | 11 |
| Collipulli | 13.847 | 9.353 | 15 | 1.209 | 218 | 361 | 627 | 268 | 1.505 | 169 | 122 |
| Patrones | H. 680 | 571 | — | 47 | 1 | 1 | 40 | 1 | 11 | 8 | — |
| | M. 172 | 51 | — | 30 | — | — | 21 | 20 | 42 | 8 | — |
| Empleados | H. 137 | 102 | 1 | — | — | 15 | 5 | — | 14 | — | — |
| | M. 35 | 5 | — | 1 | — | 3 | 3 | 1 | 14 | — | — |
| Obreros | H. 1.161 | 1.056 | — | 29 | 15 | 25 | 4 | 2 | 28 | 1 | — |
| | M. 34 | 24 | — | 1 | — | 3 | — | 4 | 2 | — | — |
| Familiares | H. 2.099 | 1.494 | — | 61 | 7 | 56 | 65 | 21 | 374 | 9 | 12 |
| | M. 3.633 | 2.660 | — | 139 | 16 | 90 | 122 | 36 | 529 | 22 | 19 |
| Servidumbre | H. — | — | — | — | — | — | — | — | — | — | — |
| | M. 161 | 112 | — | 5 | — | 5 | 14 | 6 | 14 | 5 | — |
| Desocupados | H. 22 | — | — | — | — | — | — | — | — | — | 22 |
| | M. 2 | — | — | — | — | — | — | — | — | — | 2 |
| Ercilla | 8.136 | 6.075 | 1 | 313 | 39 | 198 | 274 | 91 | 1.036 | 53 | 56 |

| ACTIVIDADES | | Totales | Agricultura, selvi- cultura y pesca | Indus- trias extracti- vas | Indus- trias manufac- tureras | Edificación y construc- ción | Transpor- tes y co- municaciones | Comer- cio | Hotelería y servicios persona- les | Servicios públicos y otros de interés general | Rentistas | Varios |
|-----------------------|---------|---------|-------------------------------------|----------------------------|-------------------------------|------------------------------|----------------------------------|------------|------------------------------------|---|-----------|--------|
| Patrones | H. | 1.163 | 696 | 5 | 167 | 10 | 24 | 170 | 22 | 25 | 44 | — |
| | M. | 494 | 28 | — | 163 | — | — | 76 | 86 | 124 | 17 | — |
| Empleados | H. | 560 | 248 | — | 41 | 10 | 28 | 63 | 10 | 158 | 1 | 1 |
| | M. | 148 | 6 | — | 30 | — | 4 | 22 | 6 | 79 | — | 1 |
| Obreros | H. | 3.726 | 2.471 | 6 | 435 | 123 | 89 | 48 | 35 | 513 | 4 | 2 |
| | M. | 100 | 29 | — | 24 | 2 | 4 | 8 | 24 | 12 | — | — |
| Familiares | H. | 4.531 | 2.195 | 1 | 524 | 85 | 145 | 285 | 115 | 1.016 | 55 | 160 |
| | M. | 3.017 | 4.268 | 4 | 983 | 202 | 303 | 532 | 180 | 1.323 | 92 | 130 |
| Servidumbre | H. | 18 | 7 | — | 1 | — | — | 2 | — | 4 | 1 | — |
| | M. | 472 | 135 | — | 40 | 2 | 13 | 83 | 67 | 118 | 14 | — |
| Desocupados | H. | 304 | 1 | — | 3 | 1 | — | — | — | 3 | 7 | 289 |
| | M. | 55 | 1 | — | — | — | — | — | 7 | 2 | 1 | 44 |
| Traiguén..... | | 19.638 | 10.085 | 16 | 2.411 | 435 | 611 | 1.286 | 554 | 3.377 | 236 | 627 |
| Patrones | H. | 1.510 | 1.413 | — | 29 | 2 | 4 | 44 | 4 | 9 | 5 | — |
| | M. | 213 | 95 | — | 46 | — | — | 12 | 9 | 59 | 12 | — |
| Empleados | H. | 452 | 425 | 1 | 2 | 1 | 3 | 9 | — | 11 | — | — |
| | M. | 27 | 9 | — | 3 | — | — | 9 | 1 | 4 | — | — |
| Obreros | H. | 2.279 | 2.111 | 31 | 61 | 29 | 14 | 12 | 2 | 18 | — | 1 |
| | M. | 46 | 27 | — | 12 | 3 | — | 2 | — | 2 | — | — |
| Familiares | H. | 4.318 | 1.934 | 34 | 101 | 19 | 17 | 55 | 14 | 123 | 17 | 4 |
| | M. | 7.570 | 7.012 | 39 | 132 | 50 | 40 | 128 | 21 | 223 | 16 | 4 |
| Servidumbre | H. | 23 | 11 | — | 10 | — | — | 1 | — | — | — | — |
| | M. | 105 | 76 | — | 1 | — | — | 3 | 2 | 2 | — | — |
| Desocupados | H. | — | — | — | — | — | — | — | — | — | — | — |
| | M. | — | — | — | — | — | — | — | — | — | — | — |
| Lumaco..... | | 16.643 | 15.113 | 105 | 397 | 103 | 82 | 294 | 53 | 437 | 50 | 9 |
| Patrones | H. | 1.419 | 872 | 1 | 200 | 16 | 9 | 200 | 33 | 36 | 53 | — |
| | M. | 594 | 74 | — | 225 | 1 | 2 | 130 | 98 | 124 | 42 | 1 |
| Empleados | H. | 670 | 333 | — | 31 | 4 | 64 | 81 | 3 | 152 | 2 | — |
| | M. | 189 | 31 | 1 | 21 | — | 14 | 24 | 6 | 93 | — | — |
| Obreros | H. | 3.448 | 2.286 | 6 | 390 | 203 | 266 | 59 | 37 | 193 | 5 | 3 |
| | M. | 216 | 80 | — | 85 | 1 | 5 | 31 | 1 | 12 | — | — |
| Familiares | H. | 5.045 | 2.485 | 3 | 554 | 95 | 293 | 318 | 108 | 1.054 | 52 | 83 |
| | M. | 9.460 | 4.733 | 3 | 1.056 | 278 | 548 | 646 | 182 | 1.690 | 164 | 160 |
| Servidumbre | H. | 54 | 15 | — | 2 | — | 1 | 2 | 4 | 8 | 2 | 20 |
| | M. | 667 | 215 | 3 | 46 | 3 | 29 | 102 | 79 | 134 | 18 | 38 |
| Desocupados | H. | 109 | — | — | — | — | — | — | — | — | — | 108 |
| | M. | 14 | — | — | 1 | — | — | — | — | 6 | — | 6 |
| Victoria..... | | 21.985 | 11.124 | 17 | 2.612 | 601 | 1.232 | 1.563 | 577 | 3.502 | 338 | 419 |
| Patrones | H. | 940 | 622 | 2 | 91 | 3 | 18 | 162 | 11 | 14 | 17 | — |
| | M. | 557 | 72 | 1 | 158 | — | 2 | 144 | 62 | 100 | 18 | — |
| Empleados | H. | 216 | 197 | — | 30 | 1 | 11 | 32 | 1 | 43 | 1 | — |
| | M. | 56 | 2 | — | 8 | — | 5 | 13 | 3 | 28 | — | — |
| Obreros | H. | 2.581 | 1.533 | 6 | 614 | 67 | 110 | 38 | 19 | 191 | 1 | 2 |
| | M. | 150 | 31 | — | 83 | 1 | 1 | 8 | 10 | 15 | — | — |
| Familiares | H. | 3.587 | 2.066 | 6 | 509 | 35 | 103 | 220 | 62 | 547 | 29 | 10 |
| | M. | 6.247 | 3.532 | 12 | 1.061 | 98 | 201 | 418 | 89 | 766 | 50 | 20 |
| Servidumbre | H. | 13 | 5 | — | 1 | — | — | 4 | — | 1 | — | — |
| | M. | 251 | 73 | 1 | 42 | 3 | 3 | 60 | 25 | 40 | 4 | 14 |
| Desocupados | H. | 15 | — | — | — | — | — | — | — | 1 | — | 2 |
| | M. | 2 | — | — | — | — | — | — | — | — | — | — |
| Curacaufin..... | | 14.715 | 8.133 | 28 | 2.594 | 208 | 454 | 1.099 | 284 | 1.746 | 121 | 48 |
| Patrones | H. | 442 | 363 | 2 | 35 | 1 | 2 | 29 | 2 | 8 | — | — |
| | M. | 192 | 52 | — | 65 | — | — | 17 | 21 | 36 | — | 1 |
| Empleados | H. | 165 | 115 | 9 | 2 | 1 | 4 | 1 | — | 23 | — | — |
| | M. | 25 | 3 | — | 9 | — | — | 2 | — | 10 | — | 1 |
| Obreros | H. | 1.029 | 606 | 318 | 23 | 6 | 6 | 6 | — | 64 | — | — |
| | M. | 25 | 17 | 5 | 1 | — | — | — | 1 | 1 | — | — |
| Familiares | H. | 1.748 | 1.141 | 175 | 50 | 6 | 9 | 45 | 11 | 308 | — | 3 |
| | M. | 2.946 | 1.966 | 326 | 73 | 6 | 20 | 96 | 28 | 418 | — | 13 |
| Servidumbre | H. | 17 | 10 | — | — | — | — | — | — | 2 | — | — |
| | M. | 85 | 51 | 2 | 3 | — | — | 11 | 5 | 13 | — | — |
| Desocupados | H. | 11 | — | — | — | — | — | — | — | — | — | 11 |
| | M. | — | — | — | — | — | — | — | — | — | — | — |
| Lonquimay..... | | 6.575 | 4.324 | 837 | 261 | 20 | 41 | 207 | 70 | 886 | — | 29 |
| Patrones | H. | 11.391 | 8.296 | 14 | 1.057 | 74 | 111 | 1.215 | 120 | 200 | 304 | — |
| | M. | 4.313 | 625 | 4 | 1.224 | 1 | 7 | 757 | 676 | 907 | 200 | 3 |
| Empleados | H. | 3.703 | 2.176 | 24 | 178 | 36 | 199 | 303 | 20 | 759 | 6 | 3 |
| | M. | 889 | 86 | 12 | 87 | — | 47 | 106 | 27 | 530 | — | 6 |
| Obreros | H. | 24.608 | 17.391 | 694 | 2.411 | 861 | 943 | 317 | 165 | 1.800 | 13 | 12 |
| | M. | 1.196 | 843 | 8 | 542 | 9 | 25 | 97 | 108 | 62 | — | 1 |
| Familiares | H. | 37.490 | 23.137 | 417 | 3.077 | 523 | 1.143 | 1.816 | 611 | 5.932 | 414 | 494 |
| | M. | 66.178 | 41.340 | 713 | 5.890 | 1.176 | 2.147 | 3.541 | 957 | 8.690 | 919 | 801 |
| Servidumbre | H. | 225 | 93 | — | 25 | — | 3 | 17 | 14 | 48 | 4 | 21 |
| | M. | 3.215 | 1.218 | 19 | 242 | 25 | 107 | 548 | 314 | 605 | 85 | 52 |
| Desocupados | H. | 764 | 1 | — | 4 | 1 | 1 | — | — | 4 | 7 | 746 |
| | M. | 202 | 1 | — | 2 | 1 | — | — | 9 | 8 | 1 | 180 |
| Prov. de Mallico..... | | 154.174 | 94.907 | 1.905 | 14.539 | 2.697 | 4.733 | 8.727 | 2.920 | 19.565 | 1.953 | 2.228 |
| Patrones | | 15.704 | 8.921 | 18 | 2.281 | 75 | 118 | 1.982 | 695 | 1.107 | 504 | 3 |
| Empleados | | 4.592 | 2.262 | 36 | 266 | 36 | 246 | 409 | 47 | 1.289 | 5 | 8 |
| Obreros | | 25.804 | 17.934 | 702 | 2.753 | 860 | 968 | 414 | 273 | 1.862 | 14 | 13 |
| Familiares | | 103.668 | 64.477 | 1.130 | 8.967 | 1.699 | 3.290 | 5.357 | 1.568 | 14.642 | 1.333 | 1.205 |
| Servidumbre | | 3.440 | 1.311 | 19 | 267 | 25 | 110 | 565 | 328 | 653 | 89 | 73 |
| Desocupados | | 960 | 2 | — | 6 | 2 | 1 | — | 9 | 12 | 8 | 926 |
| Total general..... | | 154.174 | 94.907 | 1.905 | 14.539 | 2.697 | 4.733 | 8.727 | 2.920 | 19.565 | 1.953 | 2.228 |

PROVINCIA DE CAUTIN. — ACTIVIDADES POR SEXO, SITUACION Y COMUNAS

| ACTIVIDADES | Totales | Agricultura, selvi- cultura y pesca | Indus- trias extracti- vas | Indus- trias manu- factureras | Edificaci3n y construc- ci3n | Transpor- tes y comu- nicaciones | Comer- cio | Hotelería y servicios persona- les | Servicios públicos y otros de interés general | Rentistas | Varios |
|----------------------|---------|-------------------------------------|----------------------------|-------------------------------|------------------------------|----------------------------------|------------|------------------------------------|---|-----------|--------|
| Patrones H. | 824 | 271 | 1 | 172 | 4 | 7 | 278 | 15 | 26 | 50 | — |
| M. | 593 | 5 | 1 | 270 | — | — | 90 | 91 | 136 | — | — |
| Empleados H. | 841 | 544 | 1 | 47 | 6 | 20 | 66 | 10 | 146 | 1 | — |
| M. | 486 | 375 | — | 10 | — | 8 | 19 | 1 | 73 | — | — |
| Obreros H. | 4.056 | 2.703 | 10 | 351 | 222 | 111 | 68 | 22 | 568 | 1 | — |
| M. | 208 | 69 | — | 81 | — | 4 | 1 | 4 | 49 | — | — |
| Familiares H. | 7.964 | 5.123 | 5 | 675 | 98 | 163 | 338 | 121 | 1.374 | 60 | 7 |
| M. | 11.642 | 6.560 | 8 | 1.105 | 201 | 282 | 681 | 175 | 2.328 | 140 | 162 |
| Servidumbre H. | 23 | 4 | — | 12 | — | — | 1 | 2 | 4 | — | — |
| M. | 826 | 434 | — | 45 | 3 | 5 | 103 | 67 | 128 | 41 | 149 |
| Desocupados H. | 149 | — | — | — | — | — | — | — | — | — | 19 |
| M. | 22 | — | — | 1 | — | — | — | — | 2 | — | — |
| Lautaro | 27.634 | 16.088 | 26 | 2.769 | 534 | 600 | 1.645 | 508 | 4.834 | 293 | 337 |
| Patrones H. | 872 | 762 | — | 50 | 2 | 1 | 48 | 5 | 3 | 1 | — |
| M. | 153 | 71 | — | 28 | — | — | 20 | 17 | 17 | — | — |
| Empleados H. | 293 | 245 | 1 | 4 | — | 7 | 11 | — | 25 | — | — |
| M. | 14 | 3 | — | — | — | 2 | 3 | — | 6 | — | — |
| Obreros H. | 946 | 879 | 5 | 19 | 5 | 9 | 6 | — | 23 | — | — |
| M. | 21 | 19 | — | 1 | — | — | — | — | 1 | — | — |
| Familiares H. | 2.278 | 1.853 | — | 103 | 2 | 16 | 82 | 12 | 209 | 1 | — |
| M. | 4.104 | 3.427 | 1 | 161 | 5 | 34 | 167 | 29 | 268 | — | 12 |
| Servidumbre H. | 8 | 7 | — | 1 | — | — | — | — | — | — | — |
| M. | 70 | 42 | — | 2 | — | 1 | 10 | 9 | 6 | — | — |
| Desocupados H. | 14 | — | — | — | — | — | — | — | — | — | 14 |
| M. | — | — | — | — | — | — | — | — | — | — | — |
| Calvarino | 8.773 | 7.508 | 7 | 369 | 14 | 70 | 347 | 72 | 558 | 2 | 26 |
| Patrones H. | 466 | 402 | — | 25 | — | — | 31 | — | 4 | — | — |
| M. | 150 | 65 | — | 23 | — | — | 30 | 13 | 18 | — | — |
| Empleados H. | 205 | 177 | — | 2 | — | 3 | 7 | — | 16 | — | — |
| M. | 25 | 7 | — | — | — | — | 4 | — | 9 | — | — |
| Obreros H. | 837 | 750 | — | 20 | 14 | 30 | 2 | 6 | 15 | — | — |
| M. | 24 | 17 | — | 2 | — | 1 | — | — | — | — | — |
| Familiares H. | 1.206 | 874 | — | 39 | 1 | 1 | 53 | 18 | 176 | 3 | 4 |
| M. | 2.312 | 1.786 | — | 86 | 2 | 83 | 109 | 20 | 211 | 6 | 9 |
| Servidumbre H. | 8 | 7 | — | — | — | — | — | — | — | — | — |
| M. | 108 | 67 | — | 2 | 1 | 2 | 10 | 15 | 11 | — | — |
| Desocupados H. | 11 | — | — | — | — | 1 | — | — | — | — | 10 |
| M. | 3 | — | — | — | — | — | — | — | — | — | 3 |
| Perquenco | 5.355 | 4.153 | — | 201 | 18 | 161 | 247 | 74 | 461 | 14 | 26 |
| Patrones H. | 3.760 | 3.053 | — | 240 | 4 | 26 | 354 | 11 | 54 | 18 | — |
| M. | 1.211 | 446 | 1 | 344 | — | 2 | 131 | 58 | 205 | 23 | 1 |
| Empleados H. | 1.168 | 933 | — | 35 | 2 | 10 | 49 | 5 | 132 | — | — |
| M. | 179 | 74 | — | 9 | — | 7 | 15 | 3 | 71 | — | — |
| Obreros H. | 2.492 | 1.799 | 6 | 269 | 80 | 64 | 64 | 24 | 184 | — | 2 |
| M. | 229 | 125 | — | 58 | — | 3 | 6 | 22 | 15 | — | — |
| Familiares H. | 6.597 | 6.814 | 2 | 517 | 52 | 104 | 390 | 70 | 487 | 19 | 142 |
| M. | 15.123 | 10.962 | 17 | 948 | 98 | 169 | 835 | 100 | 1.757 | 42 | 185 |
| Servidumbre H. | 35 | 18 | — | 2 | — | — | 8 | 1 | 6 | — | — |
| M. | 451 | 195 | 1 | 27 | 2 | 3 | 103 | 35 | 77 | 5 | 3 |
| Desocupados H. | 90 | — | — | 2 | — | — | — | — | — | — | 85 |
| M. | 26 | — | — | — | — | — | — | — | — | — | 26 |
| Nueva Imperial | 33.361 | 24.419 | 28 | 2.451 | 238 | 388 | 1.955 | 329 | 3.001 | 107 | 448 |
| Patrones H. | 1.567 | 1.163 | 4 | 152 | 3 | 8 | 207 | 12 | 7 | 11 | — |
| M. | 587 | 99 | — | 237 | — | — | 86 | 57 | 103 | 6 | — |
| Empleados H. | 641 | 533 | 7 | 8 | 2 | 9 | 36 | 2 | 42 | — | 2 |
| M. | 60 | 4 | — | — | — | 2 | 19 | — | 27 | — | — |
| Obreros H. | 2.338 | 1.581 | 283 | 221 | 37 | 32 | 34 | 18 | 131 | 1 | — |
| M. | 64 | 35 | — | 15 | — | 1 | 1 | 3 | 9 | — | — |
| Familiares H. | 4.555 | 3.019 | 185 | 296 | 49 | 28 | 265 | 57 | 634 | 15 | 7 |
| M. | 8.000 | 5.230 | 363 | 615 | 60 | 60 | 522 | 98 | 1.009 | 32 | 11 |
| Servidumbre H. | 7 | 1 | — | — | — | — | 4 | — | 1 | — | — |
| M. | 30 | 192 | 3 | 29 | — | 8 | 75 | 34 | 46 | 3 | — |
| Desocupados H. | 290 | — | — | — | — | — | — | — | 2 | — | 18 |
| M. | 13 | — | — | — | — | — | — | — | — | — | 13 |
| Carahue | 18.242 | 11.857 | 845 | 1.581 | 151 | 148 | 1.249 | 281 | 2.011 | 68 | 51 |
| Patrones H. | 3.126 | 2.898 | 2 | 78 | 1 | 4 | 114 | 5 | 19 | 5 | — |
| M. | 679 | 226 | 1 | 250 | — | — | 44 | 30 | 107 | 5 | — |
| Empleados H. | 1.584 | 1.504 | 2 | 11 | 2 | 5 | 11 | — | 49 | — | — |
| M. | 84 | 6 | — | 17 | — | — | 5 | 2 | 54 | — | — |
| Obreros H. | 2.702 | 2.264 | 94 | 129 | 65 | 38 | 32 | 10 | 67 | — | 3 |
| M. | 140 | 118 | — | 14 | — | — | 1 | 1 | 6 | — | — |
| Familiares H. | 8.472 | 6.698 | 18 | 231 | 25 | 53 | 160 | 30 | 1.160 | 9 | 88 |
| M. | 13.922 | 11.960 | 31 | 351 | 40 | 93 | 294 | 52 | 958 | 10 | 103 |
| Servidumbre H. | 22 | 15 | — | — | — | — | 1 | — | — | — | — |
| M. | 233 | 125 | — | 13 | — | 6 | 27 | 25 | 33 | 4 | — |
| Desocupados H. | 15 | — | — | — | — | — | — | — | — | — | 15 |
| M. | 2 | — | — | — | — | — | — | — | — | — | 2 |
| Saavedra | 30.981 | 25.814 | 148 | 1.140 | 133 | 199 | 689 | 157 | 2.457 | 33 | 211 |

| ACTIVIDADES | | Totales | Agricultura, selvi- cultura y pesca | Indus- trias extracti- vas | Indus- trias manufac- tureras | Edificación y construc- ción | Transpor- tes y co- munica- ciones | Comer- cio | Hotelería y servicios persona- les | Servicios públicos y otros de interés general | Rentistas | Varios |
|------------------|---------|---------------|---|-------------------------------------|--|---------------------------------------|---|---------------|---|--|--------------|--------------|
| Patrones | H. | 7.413 | 4.261 | 6 | 912 | 110 | 151 | 1.351 | 107 | 241 | 272 | 2 |
| | M. | 3.688 | 476 | 7 | 1.354 | 1 | 12 | 606 | 413 | 657 | 153 | 9 |
| Empleados | H. | 3.262 | 1.319 | 9 | 184 | 59 | 265 | 518 | 31 | 877 | — | — |
| | M. | 1.005 | 129 | 1 | 90 | 3 | 48 | 196 | 15 | 510 | 3 | 12 |
| Obreros | H. | 8.462 | 3.775 | 69 | 1.690 | 544 | 577 | 367 | 177 | 1.241 | 15 | 7 |
| | M. | 1.021 | 174 | 3 | 420 | 9 | 16 | 75 | 190 | 130 | 1 | 3 |
| Familiares | H. | 20.355 | 9.710 | 61 | 2.192 | 458 | 835 | 1.793 | 412 | 3.876 | 337 | 681 |
| | M. | 36.183 | 17.269 | 111 | 4.226 | 909 | 1.658 | 3.752 | 706 | 6.178 | 689 | 688 |
| Servidumbre | H. | 110 | 28 | — | 10 | 3 | 9 | 26 | 13 | 21 | — | — |
| | M. | 2.512 | 429 | 6 | 252 | 31 | 81 | 678 | 293 | 618 | 96 | 28 |
| Desocupados | H. | 415 | — | — | — | — | — | — | — | — | — | 414 |
| | M. | 270 | 1 | — | — | — | — | 11 | 1 | 6 | — | 250 |
| Temuco | | 84.696 | 37.563 | 273 | 11.330 | 2.127 | 3.633 | 9.373 | 2.359 | 14.366 | 1.566 | 2.094 |
| Patrones | H. | 1.233 | 966 | — | 77 | 8 | 1 | 151 | 10 | 14 | 6 | — |
| | M. | 354 | 62 | 1 | 109 | — | 1 | 69 | 36 | 70 | 6 | — |
| Empleados | H. | 332 | 222 | 1 | 40 | 1 | 6 | 18 | — | 43 | — | 1 |
| | M. | 69 | 8 | — | 8 | — | 3 | 13 | 1 | 36 | — | — |
| Obreros | H. | 3.002 | 2.119 | 6 | 647 | 68 | 71 | 17 | 8 | 65 | — | 1 |
| | M. | 129 | 78 | — | 36 | — | 2 | 1 | 4 | 8 | — | — |
| Familiares | H. | 4.518 | 3.035 | 4 | 535 | 65 | 80 | 192 | 61 | 504 | 3 | 48 |
| | M. | 7.480 | 6.224 | 1 | 920 | 89 | 147 | 362 | 61 | 618 | 3 | 55 |
| Servidumbre | H. | 8 | 6 | — | — | — | — | — | — | 2 | — | 1 |
| | M. | 194 | 98 | — | 14 | — | 6 | 31 | 15 | 28 | 1 | 1 |
| Desocupados | H. | 23 | — | — | — | — | — | — | — | — | — | 23 |
| | M. | 2 | — | — | — | — | — | — | — | — | — | 2 |
| Vilcún | | 17.344 | 11.817 | 13 | 2.387 | 231 | 317 | 854 | 186 | 1.388 | 19 | 132 |
| Patrones | H. | 2.102 | 1.784 | — | 117 | 1 | 19 | 144 | 9 | 15 | 13 | — |
| | M. | 916 | 162 | — | 533 | 1 | 5 | 70 | 40 | 100 | 4 | 1 |
| Empleados | H. | 891 | 734 | — | 26 | 9 | 17 | 34 | — | 71 | — | — |
| | M. | 105 | 25 | — | 17 | — | 4 | 16 | 2 | 48 | — | — |
| Obreros | H. | 4.401 | 3.794 | 4 | 173 | 240 | 90 | 21 | 11 | 68 | — | — |
| | M. | 135 | 88 | — | 31 | 6 | 3 | 5 | 2 | 2 | — | — |
| Familiares | H. | 6.902 | 5.252 | 6 | 342 | 78 | 81 | 230 | 62 | 780 | 15 | 56 |
| | M. | 11.877 | 9.497 | 7 | 631 | 205 | 174 | 394 | 69 | 939 | 32 | 29 |
| Servidumbre | H. | 18 | 9 | — | — | — | — | — | — | — | — | — |
| | M. | 273 | 134 | — | 11 | 4 | 15 | 37 | 34 | 37 | 1 | — |
| Desocupados | H. | 29 | — | — | — | — | — | — | — | — | — | 26 |
| | M. | 8 | 1 | — | — | — | — | — | — | — | — | 7 |
| Freire | | 27.654 | 21.480 | 17 | 1.781 | 544 | 408 | 950 | 230 | 2.060 | 65 | 119 |
| Patrones | H. | 2.034 | 1.694 | — | 127 | 2 | 9 | 168 | 9 | 21 | 3 | 1 |
| | M. | 326 | 111 | — | 81 | — | — | 19 | 23 | 90 | 2 | — |
| Empleados | H. | 929 | 825 | — | 35 | — | 11 | 12 | 1 | 45 | — | — |
| | M. | 55 | 8 | — | 5 | — | 3 | 6 | — | 32 | 1 | — |
| Obreros | H. | 3.140 | 2.436 | 2 | 390 | 28 | 60 | 26 | 9 | 129 | — | — |
| | M. | 81 | 47 | — | 21 | — | 4 | 4 | 5 | 4 | — | — |
| Familiares | H. | 5.691 | 4.132 | — | 443 | 33 | 78 | 200 | 31 | 679 | 1 | 94 |
| | M. | 10.434 | 7.984 | 2 | 758 | 35 | 154 | 391 | 46 | 970 | 4 | 90 |
| Servidumbre | H. | 18 | 14 | — | 2 | — | — | — | 2 | — | — | — |
| | M. | 301 | 152 | — | 21 | — | 7 | 47 | 46 | 24 | 1 | 3 |
| Desocupados | H. | 30 | — | — | — | — | — | — | — | — | — | 30 |
| | M. | 4 | — | — | — | — | — | — | — | — | — | 4 |
| Cunco | | 23.043 | 17.463 | 4 | 1.883 | 98 | 323 | 873 | 172 | 1.994 | 12 | 222 |
| Patrones | H. | 1.432 | 1.070 | 2 | 126 | 27 | 13 | 55 | 13 | 108 | 18 | — |
| | M. | 463 | 97 | — | 186 | — | — | 83 | 13 | 84 | — | — |
| Empleados | H. | 349 | 229 | — | 11 | 4 | 16 | 22 | — | 57 | — | — |
| | M. | 68 | — | — | 9 | — | 5 | 12 | 2 | 40 | — | — |
| Obreros | H. | 2.389 | 1.849 | 15 | 161 | 61 | 30 | 87 | 14 | 160 | 9 | 3 |
| | M. | 207 | 105 | 1 | 53 | 3 | 5 | 12 | 5 | 23 | — | 4 |
| Familiares | H. | 4.250 | 3.586 | 3 | 174 | 25 | 27 | 191 | 25 | 188 | 26 | 9 |
| | M. | 7.858 | 6.051 | 21 | 595 | 87 | 79 | 401 | 46 | 547 | 22 | — |
| Servidumbre | H. | 93 | 25 | — | 2 | — | — | — | 1 | 57 | — | — |
| | M. | 187 | 124 | — | 12 | — | — | 14 | 4 | 33 | — | — |
| Desocupados | H. | 14 | — | — | — | — | — | — | — | — | — | 12 |
| | M. | 9 | — | — | — | — | — | — | — | — | — | 9 |
| Pitruquén | | 17.319 | 13.138 | 42 | 1.329 | 211 | 175 | 882 | 125 | 1.307 | 75 | 37 |
| Patrones | H. | 1.716 | 1.346 | 1 | 115 | 10 | 7 | 161 | 11 | 37 | 27 | — |
| | M. | 505 | 142 | 1 | 97 | — | 2 | 79 | 21 | 151 | 11 | 1 |
| Empleados | H. | 316 | 246 | — | 8 | 2 | 6 | 17 | 1 | 35 | — | — |
| | M. | 51 | 8 | — | 2 | — | 3 | 6 | 1 | 31 | — | — |
| Obreros | H. | 1.972 | 1.647 | 11 | 115 | 51 | 42 | 21 | 1 | 82 | 2 | — |
| | M. | 82 | 47 | — | 18 | 1 | 2 | 4 | 3 | 7 | — | 2 |
| Familiares | H. | 4.528 | 3.343 | 4 | 201 | 36 | 46 | 242 | 28 | 596 | 30 | 14 |
| | M. | 7.799 | 5.724 | 16 | 469 | 72 | 97 | 456 | 41 | 852 | 58 | — |
| Servidumbre | H. | 27 | 17 | — | 4 | — | — | — | — | 3 | — | — |
| | M. | 220 | 123 | 3 | 12 | — | 9 | 32 | 7 | 31 | 3 | 13 |
| Desocupados | H. | 13 | — | — | — | — | — | — | — | — | — | — |
| | M. | — | — | — | — | — | — | — | — | — | — | — |
| Gorbea | | 17.227 | 12.643 | 37 | 1.041 | 173 | 215 | 1.018 | 114 | 1.825 | 131 | 30 |

| ACTIVIDADES | Totales | Agricultura, selvi- cultura y pesca | Indus- trias extracti- vas | Indus- trias manufac- tureras | Edificación y construc- ción | Transpor- tes y co- municaciones | Comer- cio | Hotelería y servicios persona- les | Servicios públicos y otros de interés general | Rentistas | Varios |
|--------------------------------|---------|-------------------------------------|----------------------------|-------------------------------|------------------------------|----------------------------------|------------|------------------------------------|---|-----------|--------|
| Patrones H. | 1.006 | 920 | 1 | 34 | 1 | 3 | 39 | 2 | 6 | — | — |
| M. | 180 | 53 | — | 38 | — | — | 12 | 6 | 40 | — | — |
| Empleados H. | 189 | 166 | 1 | 1 | 2 | 2 | 2 | — | 15 | — | — |
| M. | 18 | 1 | — | — | — | 1 | 1 | — | 15 | — | — |
| Obreros H. | 885 | 781 | 3 | 48 | 18 | 7 | 6 | 3 | 19 | — | — |
| M. | 34 | 30 | — | 4 | — | — | — | — | — | — | — |
| Familiares H. | 2.669 | 2.141 | 2 | 83 | 14 | 14 | 51 | 14 | 218 | — | 32 |
| M. | 4.094 | 3.397 | 6 | 237 | 32 | 18 | 101 | 16 | 242 | — | 46 |
| Servidumbre H. | 6 | 3 | — | 1 | — | — | — | — | — | — | 1 |
| M. | 91 | 60 | — | 7 | 2 | 2 | 15 | 2 | 12 | — | 14 |
| Desocupados H. | 14 | — | — | — | — | — | — | — | — | — | 1 |
| M. | 8 | — | — | 1 | — | — | — | — | — | — | 7 |
| Toltén..... | 9.064 | 7.542 | 14 | 454 | 69 | 47 | 228 | 42 | 567 | — | 101 |
| Patrones H. | 1.810 | 1.391 | 1 | 165 | 18 | 17 | 158 | 16 | 14 | 31 | — |
| M. | 419 | 80 | — | 129 | — | — | 71 | 58 | 74 | 7 | — |
| Empleados H. | 833 | 663 | 2 | 19 | 5 | 11 | 52 | 6 | 75 | — | 1 |
| M. | 99 | 6 | — | 19 | — | 8 | 21 | 6 | 40 | — | — |
| Obreros H. | 2.344 | 1.654 | 9 | 201 | 185 | 137 | 35 | 25 | 96 | 1 | 1 |
| M. | 86 | 41 | — | 20 | 1 | 4 | 4 | 11 | 4 | — | — |
| Familiares H. | 4.215 | 2.878 | — | 343 | 83 | 118 | 214 | 61 | 473 | 32 | 13 |
| M. | 7.784 | 6.306 | — | 688 | 147 | 245 | 430 | 107 | 772 | 63 | 26 |
| Servidumbre H. | 44 | 17 | — | 4 | — | 1 | 9 | 4 | 9 | — | — |
| M. | 395 | 194 | — | 33 | 3 | 6 | 73 | 36 | 43 | 7 | — |
| Desocupados H. | 83 | — | — | — | — | — | — | — | — | — | 83 |
| M. | 111 | — | — | — | — | — | — | — | — | — | 111 |
| Lancoche | 18.223 | 12.230 | 12 | 1.621 | 442 | 547 | 1.067 | 327 | 1.600 | 141 | 236 |
| Patrones H. | 1.631 | 1.224 | 4 | 145 | 4 | 18 | 205 | 17 | 9 | 5 | — |
| M. | 465 | 128 | 2 | 127 | — | — | 71 | 16 | 117 | 2 | 2 |
| Empleados H. | 929 | 791 | — | 22 | 2 | 14 | 40 | 1 | 59 | — | — |
| M. | 74 | 9 | 1 | 8 | — | 2 | 4 | — | 50 | — | — |
| Obreros H. | 2.467 | 1.798 | 9 | 323 | 98 | 126 | 19 | 20 | 74 | — | — |
| M. | 61 | 36 | — | 8 | 1 | 2 | 2 | 12 | 3 | — | — |
| Familiares H. | 5.656 | 4.213 | 5 | 359 | 60 | 125 | 250 | 36 | 648 | 8 | 62 |
| M. | 9.296 | 6.708 | 11 | 681 | 102 | 268 | 476 | 60 | 908 | 11 | 71 |
| Servidumbre H. | 9 | 5 | — | 1 | — | — | 3 | — | — | — | — |
| M. | 240 | 91 | 1 | 22 | 1 | 9 | 53 | 25 | 34 | 2 | 2 |
| Desocupados H. | 13 | — | — | — | — | — | — | — | — | — | 13 |
| M. | 1 | — | — | — | — | — | — | — | — | — | 1 |
| Villarrica | 20.842 | 15.002 | 34 | 1.695 | 258 | 562 | 1.123 | 187 | 1.802 | 28 | 151 |
| Patrones H. | 1.486 | 1.248 | 2 | 112 | 4 | 16 | 80 | 8 | 14 | 2 | — |
| M. | 333 | 109 | — | 54 | 1 | — | 39 | 28 | 88 | 11 | 3 |
| Empleados H. | 361 | 275 | 2 | 14 | 1 | 5 | 15 | 11 | 37 | — | 1 |
| M. | 37 | 11 | — | 1 | — | 1 | 2 | 3 | 18 | — | — |
| Obreros H. | 1.993 | 1.380 | 2 | 332 | 49 | 60 | 40 | 39 | 90 | — | 1 |
| M. | 66 | 28 | — | 12 | — | — | 2 | 15 | 9 | — | — |
| Familiares H. | 4.065 | 2.985 | — | 306 | 22 | 54 | 137 | 55 | 498 | 4 | 4 |
| M. | 6.287 | 4.671 | 2 | 669 | 35 | 98 | 180 | 87 | 623 | 9 | 13 |
| Servidumbre H. | 13 | 7 | — | 2 | — | 1 | 3 | — | — | — | — |
| M. | 240 | 100 | — | 20 | 1 | 2 | 39 | 49 | 27 | 1 | 1 |
| Desocupados H. | 20 | — | — | — | — | — | — | — | 1 | — | 19 |
| M. | — | — | — | — | — | — | — | — | — | — | — |
| Pucón..... | 14.901 | 10.814 | 8 | 1.422 | 114 | 237 | 537 | 295 | 1.405 | 27 | 42 |
| Patrones H. | 32.477 | 24.453 | 24 | 2.647 | 199 | 300 | 3.544 | 249 | 592 | 466 | 3 |
| M. | 10.992 | 2.332 | 15 | 3.876 | 3 | 22 | 1.520 | 920 | 2.057 | 230 | 17 |
| Empleados H. | 13.122 | 9.406 | 27 | 467 | 97 | 407 | 910 | 67 | 1.734 | 1 | 6 |
| M. | 2.429 | 671 | 2 | 206 | 4 | 100 | 342 | 36 | 1.053 | 4 | 12 |
| Obreros H. | 44.426 | 31.269 | 528 | 5.089 | 1.765 | 1.484 | 845 | 387 | 3.012 | 29 | 18 |
| M. | 2.688 | 1.067 | 4 | 794 | 21 | 41 | 117 | 279 | 270 | 1 | 4 |
| Familiares H. | 95.821 | 65.656 | 295 | 6.840 | 1.092 | 1.860 | 4.788 | 1.083 | 12.400 | 563 | 1.244 |
| M. | 164.195 | 111.753 | 697 | 12.970 | 2.119 | 3.659 | 9.551 | 1.712 | 19.190 | 1.121 | 1.523 |
| Servidumbre H. | 449 | 182 | 2 | 40 | 7 | 12 | 62 | 26 | 115 | 1 | 2 |
| M. | 6.731 | 2.650 | 14 | 522 | 48 | 162 | 1.347 | 696 | 1.188 | 165 | 39 |
| Desocupados H. | 950 | — | — | 2 | — | 1 | — | — | 7 | — | 938 |
| M. | 479 | 2 | — | 2 | — | 1 | 11 | 1 | 8 | — | 454 |
| Total Provincia de Cautín..... | 374.659 | 249.333 | 1.508 | 33.454 | 5.355 | 8.049 | 23.037 | 5.456 | 41.626 | 2.581 | 4.260 |
| Patrones..... | 43.469 | 26.785 | 39 | 6.523 | 202 | 322 | 5.064 | 1.169 | 2.649 | 696 | 20 |
| Empleados..... | 15.551 | 10.077 | 29 | 672 | 101 | 507 | 1.252 | 103 | 2.787 | 5 | 18 |
| Obreros..... | 47.014 | 32.326 | 532 | 5.883 | 1.786 | 1.525 | 962 | 666 | 3.282 | 30 | 22 |
| Familiares..... | 260.016 | 177.409 | 892 | 19.810 | 3.211 | 5.619 | 14.339 | 2.795 | 31.590 | 1.684 | 2.767 |
| Servidumbre..... | 7.180 | 2.732 | 16 | 562 | 55 | 174 | 1.409 | 722 | 1.303 | 166 | 41 |
| Desocupados..... | 1.429 | 4 | — | 4 | — | 2 | 11 | 1 | 15 | — | 1.392 |
| Total general..... | 374.659 | 249.333 | 1.508 | 33.454 | 5.355 | 8.049 | 23.037 | 5.456 | 41.626 | 2.581 | 4.260 |

PROVINCIA DE VALDIVIA.—ACTIVIDADES POR SEXO, SITUACION Y COMUNAS

| ACTIVIDADES | Totales | Agricultura, selvi- cultura y pesca | Indus- trias extracti- vas | Indus- trias manufac- tureras | Edificaci3n y consti- tuci3n | Transpor- tes y comu- nicaciones | Comer- cio | Hotelería y servicios persona- les | Servicios públicos y otros de interés general | Rentistas | Varios |
|-----------------------|---------------|-------------------------------------|----------------------------|-------------------------------|------------------------------|----------------------------------|--------------|------------------------------------|---|--------------|--------------|
| Patrones H. | 2.901 | 882 | — | 599 | 31 | 140 | 815 | 78 | 150 | 204 | 2 |
| M. | 1.518 | 108 | 3 | 556 | — | 2 | 271 | 266 | 244 | 88 | — |
| Empleados H. | 1.855 | 109 | 15 | 244 | 20 | 206 | 447 | 28 | 786 | 1 | 1 |
| M. | 655 | 10 | 1 | 30 | 1 | 34 | 117 | 15 | 443 | 2 | 2 |
| Obreros H. | 7.953 | 2.250 | 26 | 2.728 | 567 | 830 | 188 | 129 | 1.242 | 5 | 18 |
| M. | 955 | 94 | 4 | 546 | 3 | 15 | 44 | 137 | 110 | — | 2 |
| Familiares H. | 10.560 | 2.231 | 21 | 2.477 | 377 | 960 | 1.095 | 315 | 2.300 | 220 | 564 |
| M. | 20.404 | 4.122 | 29 | 5.246 | 829 | 1.864 | 2.288 | 492 | 4.288 | 528 | 718 |
| Servidumbre H. | 76 | 6 | — | 6 | 1 | 6 | 15 | 17 | 22 | 1 | 2 |
| M. | 1.868 | 234 | 3 | 229 | 20 | 95 | 396 | 258 | 538 | 82 | 13 |
| Desocupados H. | 635 | — | 1 | 2 | 1 | 3 | 1 | — | 3 | — | 624 |
| M. | 102 | — | — | 1 | 1 | — | 1 | — | 3 | — | 96 |
| Valdivia..... | 49.481 | 10.026 | 101 | 12.644 | 1.841 | 4.154 | 5.678 | 1.735 | 10.129 | 1.131 | 2.042 |
| Patrones H. | 304 | 212 | — | 31 | 1 | 11 | 34 | 5 | 2 | 6 | — |
| M. | 147 | 15 | — | 43 | — | — | 34 | 12 | 40 | 3 | — |
| Empleados H. | 191 | 16 | 1 | 98 | 1 | 42 | 9 | — | 24 | — | — |
| M. | 43 | 2 | — | 14 | — | 2 | 2 | 9 | 14 | — | — |
| Obreros H. | 2.007 | 385 | 6 | 1.163 | 36 | 382 | 3 | 6 | 36 | — | — |
| M. | 51 | 15 | — | 22 | — | 8 | 1 | — | 3 | — | 1 |
| Familiares H. | 1.995 | 466 | 3 | 862 | 20 | 327 | 41 | 16 | 247 | 9 | 24 |
| M. | 3.682 | 844 | 14 | 1.693 | 32 | 630 | 91 | 16 | 291 | 20 | 51 |
| Servidumbre H. | 21 | 5 | — | 8 | — | 3 | 3 | 2 | — | — | — |
| M. | 119 | 12 | 1 | 50 | — | 9 | 16 | 15 | — | 1 | — |
| Desocupados H. | 53 | — | — | — | — | — | — | — | — | — | 53 |
| M. | 6 | — | — | — | — | — | — | — | — | — | 6 |
| Corral..... | 8.619 | 1.962 | 25 | 3.964 | 90 | 1.414 | 234 | 82 | 672 | 41 | 135 |
| Patrones H. | 1.292 | 1.071 | 4 | 93 | 8 | 1 | 86 | 12 | 7 | 10 | — |
| M. | 254 | 59 | — | 70 | — | — | 21 | 29 | 52 | 3 | — |
| Empleados H. | 596 | 476 | 20 | 12 | 3 | 14 | 13 | — | 57 | — | 1 |
| M. | 62 | 7 | 1 | — | — | 2 | 8 | — | 44 | — | — |
| Obreros H. | 3.589 | 2.651 | 480 | 211 | 92 | 77 | 14 | 7 | 52 | — | — |
| M. | 133 | 91 | 3 | 8 | — | 2 | — | 5 | 22 | — | 2 |
| Familiares H. | 4.356 | 2.986 | 298 | 265 | 51 | 61 | 95 | 42 | 488 | 7 | 73 |
| M. | 7.989 | 5.724 | 625 | 484 | 115 | 103 | 170 | 61 | 580 | 31 | 98 |
| Servidumbre H. | 26 | 18 | 2 | 1 | — | — | 2 | — | 3 | — | — |
| M. | 357 | 241 | 8 | 15 | — | 4 | 29 | 22 | 57 | 1 | — |
| Desocupados H. | 60 | — | — | — | — | — | — | — | — | — | 60 |
| M. | 30 | 2 | — | — | — | — | — | — | — | — | 28 |
| Mariquina..... | 18.734 | 13.326 | 1.441 | 1.159 | 267 | 264 | 438 | 178 | 1.347 | 52 | 262 |
| Patrones H. | 1.942 | 1.539 | 1 | 152 | 8 | 24 | 180 | 12 | 22 | 4 | — |
| M. | 547 | 115 | 1 | 204 | — | 5 | 84 | 21 | 112 | 3 | 2 |
| Empleados H. | 636 | 484 | 7 | 25 | 1 | 14 | 53 | 2 | 50 | — | — |
| M. | 83 | 18 | 1 | 5 | — | 3 | 9 | 3 | 44 | — | — |
| Obreros H. | 5.288 | 4.194 | 149 | 516 | 158 | 73 | 105 | 5 | 87 | — | 1 |
| M. | 225 | 168 | 2 | 40 | 2 | 1 | 2 | 4 | 6 | — | — |
| Familiares H. | 6.754 | 5.004 | 105 | 481 | 65 | 58 | 266 | 19 | 660 | 12 | 51 |
| M. | 11.639 | 8.929 | 164 | 820 | 131 | 128 | 504 | 35 | 788 | 10 | 134 |
| Servidumbre H. | 7 | 5 | — | — | — | — | 1 | — | — | — | — |
| M. | 336 | 136 | 1 | 29 | — | 11 | 64 | 64 | 31 | — | 19 |
| Desocupados H. | 19 | — | — | — | — | — | — | — | — | — | 19 |
| M. | 2 | — | — | — | — | — | — | — | — | — | 2 |
| Lanco..... | 27.488 | 20.592 | 431 | 2.272 | 366 | 317 | 1.268 | 163 | 1.801 | 29 | 217 |
| Patrones H. | 562 | 323 | 1 | 96 | 7 | 16 | 90 | 12 | 8 | 9 | — |
| M. | 191 | 23 | — | 64 | — | 1 | 59 | 28 | 12 | 4 | — |
| Empleados H. | 228 | 102 | 2 | 13 | 8 | 43 | 12 | 3 | 44 | — | 1 |
| M. | 37 | 2 | — | — | — | 4 | 5 | — | 26 | — | — |
| Obreros H. | 4.310 | 3.471 | 96 | 307 | 109 | 217 | 13 | 6 | 90 | — | 1 |
| M. | 89 | 59 | — | 22 | 1 | 2 | — | 5 | — | — | — |
| Familiares H. | 4.157 | 2.888 | 35 | 273 | 47 | 235 | 135 | 51 | 458 | 6 | 29 |
| M. | 7.533 | 5.419 | 96 | 526 | 88 | 421 | 252 | 83 | 592 | 18 | 38 |
| Servidumbre H. | 21 | 11 | — | — | — | 3 | 2 | 2 | 3 | — | — |
| M. | 296 | 155 | 1 | 20 | 2 | 18 | 43 | 25 | 30 | 2 | — |
| Desocupados H. | 66 | — | — | — | — | 1 | — | — | — | — | 65 |
| M. | 4 | — | — | — | — | — | — | — | — | — | 4 |
| Los Lagos..... | 17.494 | 12.453 | 231 | 1.321 | 262 | 961 | 611 | 215 | 1.263 | 39 | 138 |
| Patrones H. | 232 | 176 | 1 | 33 | 2 | — | 19 | — | 1 | — | — |
| M. | 50 | 11 | — | 23 | — | — | 3 | 8 | 5 | — | — |
| Empleados H. | 49 | 40 | — | 2 | — | 1 | 2 | — | 4 | — | — |
| M. | 12 | 1 | — | — | — | 1 | 1 | — | 9 | — | — |
| Obreros H. | 1.257 | 1.169 | — | 42 | 17 | 9 | 3 | 1 | 15 | — | 1 |
| M. | 13 | 6 | — | 4 | — | 1 | — | 2 | — | — | — |
| Familiares H. | 1.261 | 1.029 | — | 61 | 14 | 6 | 39 | 4 | 103 | — | 5 |
| M. | 2.142 | 1.819 | — | 97 | 20 | 11 | 38 | 4 | 147 | — | 6 |
| Servidumbre H. | 10 | 7 | — | 2 | — | — | — | — | — | — | 1 |
| M. | 86 | 71 | — | 5 | — | — | 4 | 1 | 5 | — | — |
| Desocupados H. | 11 | — | — | — | — | — | — | — | — | — | 11 |
| M. | 1 | — | — | — | — | — | — | — | — | — | 1 |
| Futroneo..... | 5.124 | 4.329 | 1 | 269 | 53 | 29 | 109 | 20 | 289 | — | 25 |

| ACTIVIDADES | Totales | Agricultura, selvi- cultura y pesca | Indus- trias extracti- vas | Indus- trias manufac- tureras | Edificación y construc- ción | Transpor- tes y comu- nicaciones | Comer- cio | Hotelería y servicios persona- les | Servicios públicos y otros de interés general | Rentistas | Varios |
|-----------------------------------|---------|-------------------------------------|----------------------------|-------------------------------|------------------------------|----------------------------------|------------|------------------------------------|---|-----------|--------|
| Patrones H. | 1.377 | 923 | — | 194 | 19 | 25 | 161 | 21 | 21 | 13 | — |
| M. | 476 | 82 | — | 224 | — | 1 | 41 | 44 | 67 | 17 | — |
| Empleados H. | 790 | 553 | — | 53 | 3 | 14 | 76 | 6 | 85 | — | — |
| M. | 113 | 8 | — | 23 | — | 11 | 18 | 1 | 51 | — | 1 |
| Obreros H. | 3.351 | 2.463 | 6 | 482 | 85 | 93 | 17 | 33 | 172 | — | 1 |
| M. | 160 | 64 | — | 64 | — | — | 2 | 20 | 9 | — | — |
| Familiares H. | 5.102 | 2.912 | — | 599 | 48 | 116 | 201 | 86 | 1.091 | 19 | 30 |
| M. | 9.036 | 5.487 | 4 | 1.118 | 92 | 182 | 417 | 126 | 1.543 | 38 | 29 |
| Servidumbre H. | 22 | 12 | — | 4 | — | — | 3 | 1 | 1 | — | — |
| M. | 606 | 235 | 1 | 69 | 6 | 16 | 92 | 90 | 91 | 15 | 1 |
| Desocupados H. | 119 | — | — | — | — | — | — | — | — | — | 118 |
| M. | 12 | — | — | — | — | — | — | — | — | — | 12 |
| La Unión | 21.164 | 12.739 | 10 | 2.820 | 254 | 458 | 1.028 | 429 | 3.131 | 163 | 192 |
| Patrones H. | 538 | 378 | — | 69 | 2 | 1 | 77 | 8 | 4 | 9 | — |
| M. | 152 | 29 | — | 70 | 1 | — | 25 | 16 | 9 | 2 | — |
| Empleados H. | 312 | 247 | — | 17 | 2 | 6 | 12 | — | 28 | — | — |
| M. | 48 | 7 | — | 12 | — | 1 | 13 | 2 | 13 | — | — |
| Obreros H. | 1.643 | 1.448 | 2 | 88 | 57 | 16 | 3 | 6 | 25 | — | — |
| M. | 56 | 43 | — | 9 | 1 | 1 | — | 1 | 1 | — | — |
| Familiares H. | 2.277 | 1.661 | — | 170 | 19 | 23 | 121 | 31 | 231 | 16 | 5 |
| M. | 3.953 | 3.025 | 1 | 290 | 19 | 38 | 204 | 47 | 295 | 26 | 8 |
| Servidumbre H. | 17 | 12 | — | 1 | — | — | 3 | 1 | — | — | — |
| M. | 135 | 82 | — | 6 | 2 | 1 | — | 9 | 12 | — | 1 |
| Desocupados H. | 18 | — | — | — | — | — | — | — | — | — | 18 |
| M. | 2 | — | — | — | — | — | — | — | — | — | 2 |
| Paillaco | 9.151 | 6.932 | 3 | 722 | 103 | 86 | 480 | 120 | 618 | 53 | 34 |
| Patrones H. | 1.289 | 790 | — | 238 | 17 | 21 | 164 | 16 | 34 | 9 | — |
| M. | 542 | 66 | — | 230 | — | 1 | 54 | 48 | 135 | 7 | 1 |
| Empleados H. | 555 | 405 | 2 | 16 | 4 | 12 | 40 | — | 76 | — | — |
| M. | 111 | 12 | — | 19 | — | 6 | 9 | 1 | 64 | — | — |
| Obreros H. | 4.903 | 3.742 | 2 | 506 | 229 | 173 | 39 | 34 | 172 | 1 | 5 |
| M. | 287 | 118 | — | 102 | 1 | — | 9 | 36 | 20 | — | — |
| Familiares H. | 5.825 | 4.130 | 2 | 646 | 70 | 146 | 232 | 85 | 481 | 10 | 23 |
| M. | 10.177 | 7.220 | 3 | 1.123 | 186 | 299 | 446 | 126 | 637 | 29 | 108 |
| Servidumbre H. | 24 | 16 | — | 2 | — | — | 1 | 3 | 1 | — | — |
| M. | 597 | 282 | 2 | 66 | 1 | 5 | 94 | 57 | 88 | 2 | — |
| Desocupados H. | 127 | — | — | 1 | — | — | — | — | — | — | 127 |
| M. | 43 | — | — | — | — | — | — | — | — | — | 42 |
| Río Bueno | 24.480 | 16.781 | 12 | 2.949 | 508 | 663 | 1.088 | 406 | 1.708 | 58 | 307 |
| Patrones H. | 663 | 540 | — | 47 | 1 | 1 | 58 | 1 | 10 | 5 | — |
| M. | 204 | 26 | — | 143 | — | — | 12 | 7 | 15 | 1 | — |
| Empleados H. | 77 | 38 | — | 11 | 1 | 10 | 9 | — | 8 | — | — |
| M. | 40 | — | — | 25 | — | 1 | 5 | — | 9 | — | — |
| Obreros H. | 1.982 | 1.767 | 3 | 128 | 26 | 21 | 6 | — | 30 | 1 | — |
| M. | 89 | 45 | — | 43 | — | — | — | 1 | — | — | — |
| Familiares H. | 2.522 | 2.025 | 2 | 159 | 11 | 45 | 69 | 5 | 213 | 1 | 2 |
| M. | 4.165 | 3.450 | 2 | 223 | 28 | 51 | 121 | 7 | 275 | 3 | 6 |
| Servidumbre H. | 4 | 2 | 1 | — | — | — | — | 1 | — | — | — |
| M. | 144 | 83 | — | 16 | 2 | 9 | 17 | 13 | 4 | — | — |
| Desocupados H. | 14 | — | — | — | — | — | — | — | — | — | 14 |
| M. | 3 | — | — | — | — | — | — | — | — | — | 3 |
| Lago Ranco | 9.907 | 7.976 | 8 | 795 | 69 | 138 | 287 | 35 | 564 | 11 | 24 |
| Patrones H. | 11.100 | 6.834 | 7 | 1.542 | 96 | 240 | 1.684 | 165 | 259 | 271 | 2 |
| M. | 4.061 | 534 | 4 | 1.607 | 1 | 10 | 604 | 479 | 691 | 128 | 3 |
| Empleados H. | 5.289 | 2.470 | 45 | 491 | 43 | 362 | 673 | 39 | 1.162 | 1 | 3 |
| M. | 1.204 | 67 | 3 | 128 | 1 | 65 | 187 | 31 | 717 | 2 | 3 |
| Obreros H. | 35.283 | 23.530 | 769 | 6.161 | 1.366 | 1.890 | 391 | 226 | 1.926 | 7 | 27 |
| M. | 2.058 | 703 | 10 | 860 | 9 | 30 | 68 | 212 | 171 | — | 5 |
| Familiares H. | 44.829 | 25.322 | 466 | 5.983 | 723 | 1.977 | 2.284 | 654 | 6.272 | 300 | 848 |
| M. | 80.720 | 46.039 | 938 | 11.620 | 1.538 | 3.727 | 4.531 | 997 | 9.436 | 703 | 1.191 |
| Servidumbre H. | 227 | 94 | 3 | 24 | 1 | 11 | 30 | 27 | 31 | 2 | 4 |
| M. | 4.544 | 1.531 | 17 | 495 | 33 | 168 | 777 | 554 | 851 | 103 | 15 |
| Desocupados H. | 1.122 | — | 1 | 2 | 1 | 4 | — | 1 | 3 | — | 1.109 |
| M. | 206 | 2 | — | 2 | 1 | — | — | — | 3 | — | 196 |
| Total Provincia de Valdivia | 191.642 | 107.116 | 2.263 | 28.915 | 3.813 | 8.484 | 11.221 | 3.385 | 21.522 | 1.517 | 3.406 |
| Patrones | 15.161 | 7.368 | 11 | 3.149 | 97 | 250 | 2.288 | 644 | 950 | 399 | 5 |
| Empleados | 6.493 | 2.537 | 48 | 619 | 44 | 427 | 860 | 70 | 1.879 | 3 | 6 |
| Obreros | 38.341 | 24.223 | 779 | 7.021 | 1.375 | 1.920 | 449 | 438 | 2.097 | 7 | 32 |
| Familiares | 125.549 | 71.361 | 1.404 | 17.603 | 2.261 | 5.704 | 6.815 | 1.651 | 15.708 | 1.003 | 2.039 |
| Servidumbre | 4.771 | 1.625 | 20 | 519 | 34 | 179 | 807 | 581 | 882 | 105 | 19 |
| Desocupados | 1.327 | 2 | 1 | 4 | 2 | 4 | 2 | 1 | 6 | — | 1.305 |
| Total general | 191.642 | 107.116 | 2.263 | 28.915 | 3.813 | 8.484 | 11.221 | 3.385 | 21.522 | 1.517 | 3.406 |

PROVINCIA DE OSORNO.—ACTIVIDADES POR SEXO, SITUACION Y COMUNAS

| ACTIVIDADES | Totales | Agricultura, selvicultura y pesca | Industrias extractivas | Industrias manufactureras | Edificación y construcción | Transportes y comunicaciones | Comercio | Hotelería y servicios personales | Servicios públicos y otros de interés general | Rentistas | Varios |
|---------------------------------------|----------------|-----------------------------------|------------------------|---------------------------|----------------------------|------------------------------|--------------|----------------------------------|---|------------|--------------|
| Patrones H..... | 4.152 | 2.408 | 2 | 657 | 65 | 125 | 617 | 94 | 107 | 87 | — |
| Patrones M..... | 1.546 | 156 | — | 533 | 1 | — | 215 | 267 | 281 | 90 | 2 |
| Empleados H..... | 1.374 | 258 | 3 | 152 | 31 | 57 | 426 | 31 | 416 | — | — |
| Empleados M..... | 402 | 18 | 1 | 25 | — | 21 | 74 | 6 | 257 | — | — |
| Obreros H..... | 10.866 | 6.326 | 25 | 1.955 | 1.095 | 376 | 180 | 170 | 730 | 1 | 8 |
| Obreros M..... | 841 | 132 | — | 463 | 10 | 5 | 27 | 138 | 60 | 1 | 6 |
| Familiares H..... | 14.212 | 7.748 | 24 | 1.799 | 572 | 398 | 937 | 329 | 2.069 | 93 | 223 |
| Familiares M..... | 25.797 | 13.770 | 53 | 3.685 | 1.107 | 827 | 1.935 | 616 | 3.094 | 231 | 479 |
| Servidumbre H..... | 76 | 33 | — | 4 | — | 4 | 11 | 19 | 1 | 2 | 1 |
| Servidumbre M..... | 2.067 | 609 | 1 | 200 | 42 | 42 | 434 | 293 | 382 | 56 | 8 |
| Desocupados H..... | 556 | 1 | — | — | — | — | — | — | 3 | — | 551 |
| Desocupados M..... | 217 | 2 | — | 3 | — | — | — | 1 | 1 | — | 210 |
| Osorno..... | 62.106 | 31.461 | 109 | 9.476 | 2.914 | 1.867 | 4.856 | 1.964 | 7.421 | 561 | 1.487 |
| Patrones H..... | 508 | 364 | 1 | 92 | 4 | — | 36 | 7 | — | 4 | — |
| Patrones M..... | 157 | 44 | — | 52 | — | — | 8 | 13 | 39 | 1 | — |
| Empleados H..... | 110 | 66 | — | 13 | — | — | 3 | 2 | 18 | — | — |
| Empleados M..... | 35 | 6 | — | 6 | — | — | 2 | 1 | 18 | — | — |
| Obreros H..... | 1.871 | 1.693 | 1 | 57 | 36 | 38 | 16 | 2 | 28 | — | — |
| Obreros M..... | 54 | 25 | — | 14 | 1 | — | — | 10 | 3 | — | — |
| Familiares H..... | 1.979 | 1.802 | — | 124 | 18 | 26 | 51 | 27 | 183 | 3 | 45 |
| Familiares M..... | 3.594 | 2.775 | 1 | 247 | 33 | 47 | 84 | 36 | 289 | 4 | 78 |
| Servidumbre H..... | 6 | 4 | — | — | — | — | 1 | 1 | — | — | — |
| Servidumbre M..... | 217 | 169 | — | 14 | 1 | 1 | 15 | 11 | 6 | — | — |
| Desocupados H..... | 13 | — | — | — | — | — | — | — | — | — | 12 |
| Desocupados M..... | 6 | — | — | — | — | — | — | — | — | — | 6 |
| San Pablo..... | 8.550 | 6.648 | 3 | 619 | 94 | 123 | 216 | 110 | 584 | 12 | 141 |
| Patrones H..... | 421 | 284 | — | 32 | 12 | 8 | 31 | 4 | 39 | 11 | — |
| Patrones M..... | 101 | 33 | — | 27 | — | — | 3 | 3 | 27 | 6 | — |
| Empleados H..... | 179 | 137 | — | 7 | 4 | 2 | 4 | 1 | 24 | — | — |
| Empleados M..... | 44 | 6 | — | 4 | — | — | 2 | 2 | 29 | — | — |
| Obreros H..... | 1.927 | 1.677 | 1 | 70 | 106 | 29 | 6 | 2 | 33 | 1 | 3 |
| Obreros M..... | 80 | 60 | — | 15 | — | — | 3 | 5 | 5 | — | — |
| Familiares H..... | 2.258 | 1.739 | — | 85 | 33 | 24 | 35 | 7 | 319 | 4 | 14 |
| Familiares M..... | 3.796 | 2.997 | — | 136 | 69 | 38 | 62 | 13 | 429 | 11 | 41 |
| Servidumbre H..... | 2 | — | — | — | — | — | 1 | — | — | — | — |
| Servidumbre M..... | 133 | 78 | — | 11 | — | 2 | 13 | 12 | 16 | 2 | — |
| Desocupados H..... | 12 | — | — | — | — | — | — | — | — | — | 12 |
| Desocupados M..... | 9 | — | — | — | — | — | — | — | — | — | 9 |
| Puerto Octay..... | 8.962 | 7.011 | 1 | 384 | 223 | 106 | 157 | 44 | 920 | 37 | 79 |
| Patrones H..... | 828 | 534 | 2 | 149 | 4 | 8 | 74 | 10 | 43 | 2 | 2 |
| Patrones M..... | 204 | 35 | — | 72 | — | — | 18 | 22 | 54 | 2 | — |
| Empleados H..... | 302 | 222 | 5 | 14 | 2 | 5 | 16 | 4 | 34 | 1 | — |
| Empleados M..... | 89 | 5 | — | 2 | — | — | 5 | 1 | 26 | — | — |
| Obreros H..... | 2.665 | 2.161 | 43 | 240 | 67 | 41 | 12 | 5 | 95 | 1 | — |
| Obreros M..... | 102 | 67 | — | 32 | — | — | — | 3 | 10 | — | — |
| Familiares H..... | 3.402 | 2.418 | 28 | 294 | 26 | 40 | 98 | 25 | 470 | 2 | 1 |
| Familiares M..... | 5.783 | 4.284 | 40 | 533 | 42 | 90 | 164 | 31 | 582 | 12 | 5 |
| Servidumbre H..... | 9 | 6 | — | — | — | — | — | — | 3 | — | — |
| Servidumbre M..... | 271 | 171 | 1 | 16 | 2 | 4 | 33 | 11 | 32 | — | 1 |
| Desocupados H..... | 47 | — | — | — | — | — | — | — | — | — | 47 |
| Desocupados M..... | 16 | — | — | — | — | — | — | — | — | — | 16 |
| Río Negro..... | 13.667 | 9.894 | 119 | 1.352 | 143 | 193 | 414 | 112 | 1.349 | 20 | 71 |
| Patrones H..... | 604 | 401 | 1 | 96 | 1 | 5 | 85 | 8 | 1 | 6 | — |
| Patrones M..... | 179 | 17 | — | 84 | — | 1 | 27 | 27 | 13 | 10 | — |
| Empleados H..... | 127 | 62 | 2 | 18 | 5 | 9 | 17 | — | 14 | — | — |
| Empleados M..... | 35 | 4 | — | 4 | — | 3 | — | — | 24 | — | — |
| Obreros H..... | 3.246 | 2.582 | 7 | 440 | 110 | 46 | 23 | 6 | 32 | — | — |
| Obreros M..... | 89 | 71 | — | 16 | — | — | 1 | — | 1 | — | — |
| Familiares H..... | 3.514 | 2.606 | 6 | 306 | 39 | 56 | 119 | 35 | 326 | 11 | 12 |
| Familiares M..... | 5.959 | 4.476 | 11 | 663 | 56 | 87 | 195 | 49 | 393 | 19 | 20 |
| Servidumbre H..... | 11 | 7 | — | 1 | — | — | 1 | 1 | — | — | — |
| Servidumbre M..... | 240 | 145 | — | 24 | 1 | 3 | 29 | 26 | 10 | 3 | — |
| Desocupados H..... | 47 | — | — | — | — | — | — | — | — | — | 46 |
| Desocupados M..... | 5 | — | — | 1 | — | — | — | — | — | — | 5 |
| Purranque..... | 14.056 | 10.371 | 26 | 1.642 | 212 | 211 | 497 | 151 | 814 | 49 | 83 |
| Patrones H..... | 6.513 | 3.991 | 6 | 1.026 | 76 | 146 | 843 | 123 | 190 | 110 | 2 |
| Patrones M..... | 2.187 | 286 | — | 768 | 1 | 2 | 271 | 332 | 414 | 111 | 2 |
| Empleados H..... | 2.092 | 748 | 10 | 204 | 42 | 81 | 465 | 38 | 506 | 1 | — |
| Empleados M..... | 555 | 38 | 1 | 41 | — | 34 | 77 | 10 | 354 | — | — |
| Obreros H..... | 20.575 | 14.439 | 77 | 2.762 | 1.413 | 530 | 237 | 185 | 918 | 3 | 11 |
| Obreros M..... | 1.166 | 346 | — | 537 | 11 | 5 | 31 | 151 | 79 | 1 | 5 |
| Familiares H..... | 25.365 | 16.013 | 87 | 2.607 | 688 | 544 | 1.238 | 423 | 3.387 | 113 | 295 |
| Familiares M..... | 44.929 | 28.302 | 105 | 5.254 | 1.307 | 1.089 | 2.440 | 745 | 4.787 | 277 | 623 |
| Servidumbre H..... | 104 | 50 | — | 6 | — | 6 | 14 | 21 | 4 | 2 | 1 |
| Servidumbre M..... | 2.923 | 1.172 | 2 | 265 | 45 | 52 | 524 | 352 | 445 | 61 | 9 |
| Desocupados H..... | 675 | 1 | — | 1 | — | 1 | — | — | 3 | — | 668 |
| Desocupados M..... | 252 | 2 | — | 3 | — | — | — | — | 1 | — | 245 |
| Total Provincia de Osorno..... | 107.341 | 63.385 | 258 | 13.473 | 3.586 | 2.490 | 6.140 | 2.381 | 11.088 | 679 | 1.861 |
| Patrones..... | 8.700 | 4.277 | 6 | 1.794 | 77 | 148 | 1.114 | 455 | 604 | 221 | 4 |
| Empleados..... | 2.647 | 783 | 11 | 245 | 42 | 115 | 542 | 48 | 860 | 1 | — |
| Obreros..... | 21.741 | 14.765 | 77 | 3.299 | 1.424 | 535 | 268 | 336 | 997 | 4 | 16 |
| Familiares..... | 70.294 | 44.315 | 162 | 7.861 | 1.995 | 1.633 | 3.678 | 1.168 | 8.174 | 390 | 918 |
| Servidumbre..... | 3.032 | 1.222 | 2 | 270 | 47 | 68 | 538 | 373 | 449 | 63 | 10 |
| Desocupados..... | 927 | 3 | — | 4 | — | 1 | — | 1 | 4 | — | 913 |
| Total general..... | 107.341 | 63.385 | 258 | 13.473 | 3.586 | 2.490 | 6.140 | 2.381 | 11.088 | 679 | 1.861 |

PROVINCIA DE LLANQUIHUE. — ACTIVIDADES POR SEXO, SITUACION Y COMUNAS

| ACTIVIDADES | Totales | Agricultura, selvi- cultura y pesca | Indus- trias extracti- vas | Indus- trias manufac- tureras | Edificación y construcción | Transpor- tes y comu- nicaciones | Comer- cio | Hotelería y servicios persona- les | Servicios públicos y otros de interés general | Rentistas | Varios |
|---------------------|---------|-------------------------------------|----------------------------|-------------------------------|----------------------------|----------------------------------|------------|------------------------------------|---|-----------|--------|
| Patrones H. | 845 | 498 | 1 | 126 | 15 | 19 | 134 | 19 | 12 | 21 | — |
| M. | 250 | 46 | — | 65 | — | — | 31 | 53 | 43 | 11 | 1 |
| Empleados H. | 463 | 228 | — | 23 | 8 | 29 | 67 | 18 | 90 | — | — |
| M. | 103 | 10 | — | 4 | — | 12 | 14 | 9 | 54 | — | — |
| Obreros H. | 3.358 | 2.350 | 3 | 429 | 202 | 144 | 29 | 70 | 130 | 1 | — |
| M. | 237 | 150 | — | 44 | — | 1 | 9 | 26 | 7 | — | — |
| Familiares H. | 3.582 | 2.296 | 1 | 392 | 106 | 64 | 156 | 95 | 285 | 9 | 179 |
| M. | 6.684 | 4.358 | — | 711 | 170 | 170 | 333 | 168 | 563 | 38 | 83 |
| Servidumbre H. | 17 | 3 | — | 1 | — | 4 | 3 | 2 | 4 | — | — |
| M. | 529 | 226 | — | 22 | 13 | 13 | 81 | 97 | 67 | 7 | 3 |
| Desocupados H. | 93 | — | — | — | — | — | — | — | — | — | 93 |
| M. | 42 | — | — | — | — | — | — | — | — | — | 42 |
| Puerto Varas | 16.103 | 10.164 | 5 | 1.817 | 514 | 456 | 867 | 547 | 1.255 | 87 | 401 |
| Patrones H. | 876 | 648 | — | 102 | 3 | 8 | 95 | 10 | 8 | 2 | — |
| M. | 169 | 35 | — | 64 | — | — | 9 | 14 | 28 | 9 | — |
| Empleados H. | 515 | 256 | 1 | 8 | 2 | 6 | 17 | — | 24 | — | 1 |
| M. | 46 | 10 | — | 2 | — | 1 | 6 | 2 | 25 | — | — |
| Obreros H. | 2.143 | 1.821 | 9 | 157 | 54 | 55 | 17 | 6 | 23 | — | 1 |
| M. | 89 | 62 | 2 | 11 | — | 2 | 1 | 11 | — | — | — |
| Familiares H. | 2.980 | 2.439 | 7 | 215 | 34 | 53 | 83 | 34 | 102 | 4 | 9 |
| M. | 5.442 | 4.597 | 11 | 392 | 57 | 88 | 181 | 56 | 24 | 15 | 21 |
| Servidumbre H. | 15 | 8 | — | — | — | — | 3 | — | 4 | — | — |
| M. | 226 | 120 | 1 | 15 | 2 | 5 | 61 | 11 | 18 | 1 | 2 |
| Desocupados H. | 12 | — | — | — | — | 1 | — | — | — | — | 11 |
| M. | 4 | — | — | — | — | — | — | — | 1 | — | 3 |
| Fresia..... | 12.307 | 9.996 | 31 | 966 | 152 | 219 | 463 | 144 | 257 | 31 | 48 |
| Patrones H. | 397 | 285 | — | 49 | 6 | — | 40 | 4 | 8 | 5 | — |
| M. | 129 | 12 | — | 32 | — | — | 12 | 19 | 60 | 3 | 1 |
| Empleados H. | 126 | 37 | 1 | 12 | — | 15 | 25 | — | 35 | — | — |
| M. | 26 | 3 | — | — | — | 5 | 1 | — | 17 | — | — |
| Obreros H. | 2.370 | 1.936 | 10 | 275 | 55 | 32 | 20 | 2 | 39 | — | 1 |
| M. | 55 | 45 | — | 7 | — | — | — | 1 | 2 | — | — |
| Familiares H. | 2.578 | 1.996 | 2 | 201 | 34 | 32 | 65 | 13 | 208 | 2 | 26 |
| M. | 4.466 | 3.498 | 2 | 375 | 49 | 55 | 138 | 23 | 269 | 8 | 39 |
| Servidumbre H. | 7 | 6 | — | — | — | — | — | — | 1 | — | — |
| M. | 207 | 134 | — | 15 | 1 | 4 | 19 | 7 | 26 | — | 1 |
| Desocupados H. | 33 | — | — | — | — | — | — | — | — | — | 33 |
| M. | 5 | 1 | — | — | — | — | — | — | — | — | 4 |
| Frutillar..... | 10.389 | 7.952 | 15 | 966 | 145 | 143 | 321 | 69 | 655 | 18 | 105 |
| Patrones H. | 1.869 | 1.655 | 3 | 119 | 4 | 7 | 62 | 5 | 9 | 5 | — |
| M. | 733 | 129 | — | 502 | 1 | 1 | 19 | 22 | 54 | 4 | 1 |
| Empleados H. | 609 | 539 | — | 6 | 2 | 11 | 6 | — | 45 | — | — |
| M. | 59 | 16 | — | 3 | — | 1 | 3 | 1 | 35 | — | — |
| Obreros H. | 1.728 | 1.437 | 21 | 111 | 56 | 35 | 3 | 4 | 59 | — | 2 |
| M. | 88 | 58 | — | 17 | 2 | — | — | 1 | 4 | 6 | — |
| Familiares H. | 4.689 | 4.023 | 11 | 248 | 12 | 33 | 68 | 20 | 271 | 2 | 1 |
| M. | 7.915 | 6.759 | 19 | 435 | 40 | 67 | 119 | 25 | 438 | 11 | 1 |
| Servidumbre H. | 14 | 11 | — | 2 | — | — | — | — | 1 | — | — |
| M. | 254 | 160 | 1 | 10 | 2 | 1 | 23 | 21 | 31 | 5 | — |
| Desocupados H. | 26 | — | — | — | — | — | — | — | — | — | 26 |
| M. | 13 | — | — | — | — | — | — | — | — | — | 13 |
| Mauñin..... | 17.997 | 14.787 | 55 | 1.453 | 119 | 156 | 303 | 100 | 947 | 33 | 44 |

| ACTIVIDADES | | Totales | Agricultura, silvicultura y pesca | Industrias extractivas | Industrias manufactureras | Edificación y construcción | Transportes y comunicaciones | Comercio | Hotelería y servicios personales | Servicios públicos y otros de interés general | Rentistas | Varios |
|--|---------|----------------|-----------------------------------|------------------------|---------------------------|----------------------------|------------------------------|--------------|----------------------------------|---|------------|--------------|
| Patrones | H. | 3.945 | 2.601 | 7 | 413 | 26 | 102 | 606 | 52 | 54 | 83 | 1 |
| | M. | 1.183 | 191 | 1 | 316 | 1 | 6 | 193 | 164 | 204 | 101 | 6 |
| Empleados | H. | 1.984 | 902 | 6 | 79 | 15 | 216 | 213 | 19 | 527 | 2 | 8 |
| | M. | 676 | 142 | 2 | 24 | 1 | 17 | 80 | 23 | 286 | 1 | — |
| Obreros | H. | 5.632 | 1.894 | 18 | 1.027 | 217 | 927 | 113 | 104 | 1.310 | 6 | 16 |
| | M. | 403 | 116 | 2 | 162 | 2 | 6 | 12 | 51 | 50 | 2 | — |
| Familiares | H. | 10.011 | 4.953 | 24 | 1.155 | 241 | 760 | 702 | 196 | 1.680 | 114 | 186 |
| | M. | 18.695 | 9.098 | 42 | 2.200 | 440 | 1.501 | 1.570 | 377 | 2.747 | 260 | 360 |
| Servidumbre | H. | 46 | 4 | 1 | 4 | — | 1 | 3 | 27 | 6 | — | — |
| | M. | 1.168 | 170 | 6 | 90 | 9 | 56 | 284 | 227 | 263 | 58 | 6 |
| Desocupados | H. | 330 | — | — | — | — | — | — | — | 1 | — | 329 |
| | M. | 151 | — | — | 1 | 1 | — | — | — | 1 | 1 | 147 |
| Puerto Montt. | | 44.024 | 20.071 | 108 | 5.471 | 953 | 3.892 | 3.776 | 1.240 | 7.129 | 628 | 1.056 |
| Patrones | H. | 1.999 | 1.843 | — | 56 | — | 6 | 84 | 4 | — | 7 | — |
| | M. | 479 | 381 | — | 28 | 1 | 1 | 22 | 7 | 27 | 12 | — |
| Empleados | H. | 1.167 | 1.084 | — | 14 | — | 9 | 8 | 1 | 51 | — | — |
| | M. | 160 | 101 | — | 4 | — | — | 10 | — | 46 | — | — |
| Obreros | H. | 692 | 365 | 1 | 126 | 60 | 50 | 9 | 6 | 75 | — | — |
| | M. | 133 | 41 | — | 78 | — | — | — | 3 | 11 | — | — |
| Familiares | H. | 4.067 | 3.361 | 2 | 142 | 28 | 41 | 87 | 13 | 389 | 3 | 1 |
| | M. | 7.608 | 6.426 | 2 | 278 | 47 | 96 | 184 | 19 | 436 | 19 | 1 |
| Servidumbre | H. | 7 | 4 | — | 1 | — | — | 1 | 1 | — | — | — |
| | M. | 173 | 47 | — | 28 | 2 | 2 | 43 | 12 | 35 | 4 | — |
| Desocupados | H. | 15 | — | — | — | — | — | — | — | — | — | 16 |
| | M. | 6 | — | — | — | — | — | — | — | — | — | 6 |
| Calbuco. | | 16.405 | 13.653 | 5 | 755 | 138 | 204 | 448 | 66 | 1.069 | 45 | 22 |
| Patrones | H. | 9.931 | 7.530 | 11 | 865 | 54 | 141 | 1.021 | 94 | 91 | 123 | 1 |
| | M. | 2.933 | 794 | 1 | 1.007 | 3 | 8 | 286 | 279 | 406 | 140 | 9 |
| Empleados | H. | 4.664 | 3.046 | 8 | 142 | 27 | 286 | 337 | 38 | 772 | 2 | — |
| | M. | 970 | 282 | 2 | 37 | 1 | 36 | 114 | 35 | 462 | 1 | — |
| Obreros | H. | 15.923 | 9.803 | 62 | 2.125 | 644 | 1.243 | 191 | 192 | 1.636 | 7 | 20 |
| | M. | 1.006 | 472 | 4 | 319 | 4 | 9 | 22 | 93 | 74 | 8 | — |
| Familiares | H. | 27.907 | 19.066 | 47 | 2.353 | 458 | 983 | 1.161 | 371 | 2.935 | 134 | 40 |
| | M. | 60.600 | 34.736 | 76 | 4.391 | 803 | 1.977 | 2.525 | 659 | 4.477 | 351 | 65 |
| Servidumbre | H. | 106 | 36 | 1 | 8 | — | 5 | 10 | 30 | 16 | — | — |
| | M. | 2.557 | 857 | 7 | 180 | 29 | 81 | 501 | 375 | 440 | 75 | 12 |
| Desocupados | H. | 509 | — | — | — | — | 1 | — | — | 1 | — | 507 |
| | M. | 220 | 1 | — | 1 | 1 | — | — | — | 2 | 1 | 214 |
| Total Provincia de Llanquihue. | | 117.225 | 76.623 | 219 | 11.428 | 2.021 | 4.770 | 6.168 | 2.166 | 11.312 | 842 | 1.676 |
| Patrones | | 12.864 | 8.324 | 12 | 1.872 | 57 | 149 | 1.307 | 373 | 497 | 263 | 10 |
| Empleados | | 5.634 | 3.328 | 10 | 179 | 28 | 322 | 451 | 73 | 1.234 | 3 | 6 |
| Obreros | | 16.928 | 10.275 | 66 | 2.444 | 648 | 1.252 | 213 | 285 | 1.710 | 15 | 20 |
| Familiares | | 78.407 | 53.802 | 123 | 6.744 | 1.258 | 2.960 | 3.686 | 1.030 | 7.412 | 485 | 90 |
| Servidumbre | | 2.663 | 893 | 8 | 188 | 29 | 86 | 511 | 405 | 456 | 75 | 1 |
| Desocupados | | 729 | 1 | — | 1 | 1 | 1 | — | — | 3 | 1 | 721 |
| Total general. | | 117.225 | 76.623 | 219 | 11.428 | 2.021 | 4.770 | 6.168 | 2.166 | 11.312 | 842 | 1.679 |

PROVINCIA DE CHILOE. — ACTIVIDADES POR SEXO, SITUACION Y COMUNAS

| ACTIVIDADES | | Totales | Agricultura, selvicultura y pesca | Industrias extractivas | Industrias manufactureras | Edificación y construcción | Transportes y comunicaciones | Comercio | Hotelería y servicios personales | Servicios públicos y otros de interés general | Rentistas | Varios |
|-----------------|---------|---------------|-----------------------------------|------------------------|---------------------------|----------------------------|------------------------------|--------------|----------------------------------|---|------------|------------|
| Patrones | H. | 1.218 | 926 | — | 112 | 11 | 16 | 76 | 12 | 31 | 35 | — |
| | M. | 544 | 208 | 1 | 80 | — | 2 | 53 | 62 | 112 | 24 | 2 |
| Empleados | H. | 383 | 173 | 1 | 11 | 11 | 22 | 16 | 1 | 146 | 1 | 1 |
| | M. | 188 | 87 | — | 7 | — | 6 | 6 | 2 | 108 | — | — |
| Obreros | H. | 1.503 | 839 | 9 | 184 | 209 | 71 | 12 | 5 | 172 | — | 2 |
| | M. | 227 | 162 | — | 32 | 2 | — | 2 | 13 | 15 | 1 | — |
| Familiares | H. | 3.523 | 2.179 | 7 | 263 | 53 | 85 | 117 | 66 | 535 | 49 | 169 |
| | M. | 6.030 | 3.706 | 7 | 459 | 111 | 168 | 216 | 77 | 890 | 109 | 287 |
| Servidumbre | H. | 19 | 8 | — | 1 | — | 3 | 1 | 1 | 4 | 1 | — |
| | M. | 266 | 64 | 1 | 24 | 3 | 8 | 32 | 45 | 77 | 12 | — |
| Desocupados | H. | 52 | — | — | — | — | — | — | — | — | — | 52 |
| | M. | 28 | — | — | — | — | — | — | — | — | — | 28 |
| Ancud | | 15.981 | 8.322 | 27 | 1.173 | 401 | 380 | 531 | 284 | 2.090 | 232 | 541 |
| Patrones | H. | 817 | 769 | — | 21 | 1 | — | 21 | 1 | 1 | 3 | — |
| | M. | 300 | 254 | 1 | 12 | — | — | 3 | 2 | 28 | — | — |
| Empleados | H. | 395 | 358 | — | 5 | — | 5 | 4 | — | 23 | — | — |
| | M. | 571 | 551 | — | 1 | — | 1 | 1 | — | 17 | — | — |
| Obreros | H. | 206 | 174 | 5 | 8 | — | 10 | 2 | — | 7 | — | — |
| | M. | 57 | 56 | — | 1 | — | — | — | — | — | — | — |
| Familiares | H. | 1.591 | 1.401 | — | 19 | 2 | 7 | 17 | 2 | 140 | 4 | 3 |
| | M. | 2.727 | 2.428 | — | 31 | 4 | 17 | 32 | 3 | 201 | — | 7 |
| Servidumbre | H. | 7 | 5 | — | — | — | — | 1 | — | 1 | — | — |
| | M. | 80 | 51 | — | 5 | — | 2 | 10 | 1 | 10 | 1 | — |
| Desocupados | H. | 3 | — | — | — | — | — | — | — | — | — | 3 |
| | M. | 1 | — | — | — | — | — | — | — | — | 1 | — |
| Quemchi | | 6.755 | 6.047 | 6 | 103 | 7 | 42 | 91 | 9 | 428 | 9 | 13 |
| Patrones | H. | 913 | 844 | — | 30 | — | 3 | 31 | — | 2 | 3 | — |
| | M. | 388 | 349 | — | 15 | — | — | 14 | 1 | 4 | 5 | — |
| Empleados | H. | 96 | 69 | — | 1 | — | 6 | — | — | 19 | — | — |
| | M. | 133 | 113 | — | — | — | — | — | — | 15 | — | — |
| Obreros | H. | 397 | 351 | — | 19 | — | 20 | 2 | — | 4 | — | — |
| | M. | 519 | 514 | — | 3 | — | — | 1 | — | — | — | — |
| Familiares | H. | 1.479 | 1.288 | 1 | 35 | — | 15 | 25 | 1 | 113 | 2 | — |
| | M. | 2.548 | 2.265 | 1 | 59 | — | 21 | 42 | — | 163 | 7 | — |
| Servidumbre | H. | 3 | 2 | — | — | — | — | 1 | — | — | — | — |
| | M. | 66 | 34 | — | 4 | — | 3 | 14 | 4 | 4 | 3 | — |
| Desocupados | H. | — | — | — | — | — | — | — | — | — | — | — |
| | M. | — | — | — | — | — | — | — | — | — | — | — |
| Dalcahue | | 6.542 | 5.819 | 2 | 166 | — | 75 | 131 | 7 | 324 | 20 | — |
| Patrones | H. | 2.485 | 2.100 | — | 138 | 7 | 23 | 171 | 14 | 13 | 19 | — |
| | M. | 1.010 | 673 | 1 | 136 | 1 | 2 | 67 | 37 | 61 | 30 | 2 |
| Empleados | H. | 1.500 | 1.313 | — | 10 | 4 | 25 | 23 | 1 | 124 | — | — |
| | M. | 144 | 20 | — | 5 | — | 9 | 2 | — | 105 | — | 1 |
| Obreros | H. | 1.065 | 557 | 5 | 112 | 157 | 43 | 19 | 26 | 142 | 2 | 2 |
| | M. | 147 | 100 | — | 14 | 1 | — | 5 | 11 | 15 | — | — |
| Familiares | H. | 4.759 | 3.371 | 1 | 251 | 123 | 99 | 224 | 49 | 578 | 34 | 19 |
| | M. | 10.527 | 8.065 | 4 | 526 | 215 | 160 | 398 | 98 | 958 | 62 | 41 |
| Servidumbre | H. | 3 | 1 | — | — | — | — | — | — | — | — | — |
| | M. | 523 | 235 | — | 36 | — | 10 | 114 | 35 | 68 | 11 | 2 |
| Desocupados | H. | 30 | — | — | — | — | — | — | — | — | — | 30 |
| | M. | 34 | — | — | — | — | — | — | — | — | — | 34 |
| Castro | | 22.227 | 16.435 | 11 | 1.239 | 518 | 374 | 1.024 | 272 | 2.064 | 159 | 131 |
| Patrones | H. | 1.262 | 1.135 | — | 47 | 1 | 1 | 63 | 4 | 7 | 4 | — |
| | M. | 641 | 529 | — | 77 | — | — | 9 | 9 | 15 | 4 | — |
| Empleados | H. | 83 | 31 | — | 13 | 1 | 2 | 10 | — | 25 | 1 | — |
| | M. | 44 | 3 | — | 7 | — | 1 | 5 | — | 28 | — | — |
| Obreros | H. | 1.226 | 1.134 | 2 | 29 | 10 | 14 | 4 | 1 | 32 | — | — |
| | M. | 794 | 786 | 1 | 4 | — | — | — | — | 3 | — | — |
| Familiares | H. | 2.041 | 1.788 | 2 | 51 | 1 | 18 | 42 | 5 | 131 | 2 | 1 |
| | M. | 4.342 | 3.723 | 2 | 117 | 2 | 25 | 124 | 16 | 320 | 9 | 4 |
| Servidumbre | H. | 22 | 17 | — | 1 | — | — | 3 | — | — | — | — |
| | M. | 139 | 77 | — | 3 | — | — | 32 | 3 | 23 | 1 | — |
| Desocupados | H. | 2 | — | — | — | — | — | — | — | — | — | — |
| | M. | — | — | — | — | — | — | — | — | — | — | 2 |
| Chonchi | | 10.596 | 9.223 | 7 | 349 | 15 | 61 | 292 | 38 | 583 | 21 | 7 |
| Patrones | H. | 794 | 744 | — | 21 | — | — | 20 | — | 8 | 1 | — |
| | M. | 326 | 275 | — | 20 | — | — | 3 | 5 | 22 | 1 | — |
| Empleados | H. | 65 | 32 | — | 3 | — | 4 | 3 | — | 23 | — | — |
| | M. | 25 | 8 | — | 1 | — | 1 | — | — | 16 | — | — |
| Obreros | H. | 387 | 351 | — | 13 | — | 6 | 1 | — | 6 | — | — |
| | M. | 154 | 153 | — | 1 | — | — | — | — | — | — | — |
| Familiares | H. | 1.590 | 1.379 | — | 38 | — | 1 | 24 | 1 | 141 | 2 | 4 |
| | M. | 3.112 | 2.752 | — | 76 | — | 5 | 42 | — | 232 | 2 | 3 |
| Servidumbre | H. | 1 | — | — | — | — | — | — | — | — | — | — |
| | M. | 53 | 23 | — | 1 | — | 4 | 15 | — | 10 | — | — |
| Desocupados | H. | 6 | — | — | — | — | — | — | — | — | — | 6 |
| | M. | 1 | — | — | — | — | — | — | — | — | — | 1 |
| Queilén | | 6.514 | 5.728 | — | 174 | — | 21 | 108 | 6 | 457 | 6 | 14 |

| ACTIVIDADES | Totales | Agricultura, silvicultura y pesca | Industrias extractivas | Industrias manufactureras | Edificación y construcción | Transportes y comunicaciones | Comercio | Hotelería y servicios personales | Servicios públicos y otros de interés general | Rentistas | Varios |
|----------------------------|----------------|-----------------------------------|------------------------|---------------------------|----------------------------|------------------------------|--------------|----------------------------------|---|------------|------------|
| Patrones | H. 792 | 736 | — | 19 | — | 1 | 36 | — | — | — | — |
| | M. 261 | 186 | — | 32 | — | 1 | 15 | — | — | — | — |
| Empleados | H. 71 | 8 | — | 10 | — | 13 | 4 | 9 | 12 | 6 | — |
| | M. 9 | 3 | — | 3 | — | 1 | — | — | 2 | — | — |
| Obreros | H. 684 | 543 | — | 73 | 10 | 39 | — | — | 19 | — | — |
| | M. 79 | 70 | — | 7 | — | — | — | — | 2 | — | — |
| Familiares | H. 1.993 | 1.673 | — | 95 | 4 | 5 | 32 | 5 | 165 | — | 14 |
| | M. 3.569 | 3.031 | — | 192 | 20 | 8 | 79 | 6 | 208 | 4 | 21 |
| Servidumbre | H. 36 | 5 | — | 28 | — | — | 2 | — | 1 | — | — |
| | M. 106 | 41 | — | 9 | 1 | 2 | 28 | 1 | 23 | 1 | — |
| Desocupados | H. 21 | — | — | — | — | — | — | — | — | — | 21 |
| | M. 7 | — | — | — | — | — | — | — | — | — | 7 |
| Quellón | 7.628 | 6.296 | — | 468 | 35 | 70 | 196 | 21 | 468 | 11 | 63 |
| Patrones | H. 537 | 528 | — | 2 | — | — | 5 | — | 2 | — | — |
| | M. 429 | 424 | — | 3 | — | — | 1 | — | 1 | — | — |
| Empleados | H. 84 | 70 | — | — | — | 1 | — | — | 13 | — | — |
| | M. 64 | 53 | — | — | — | — | — | — | 11 | — | — |
| Obreros | H. 71 | 61 | — | 4 | — | 5 | — | 1 | 2 | — | — |
| | M. 43 | 41 | — | — | — | 2 | — | — | — | — | — |
| Familiares | H. 1.169 | 1.041 | — | 2 | — | 2 | 4 | — | 109 | — | 1 |
| | M. 2.439 | 2.276 | 1 | 19 | — | 8 | 7 | — | 124 | — | 4 |
| Servidumbre | H. 7 | 7 | — | — | — | — | — | — | — | — | — |
| | M. 67 | 47 | — | — | — | — | 2 | — | 15 | — | — |
| Desocupados | H. 2 | — | — | — | — | — | — | — | — | — | 2 |
| | M. — | — | — | — | — | — | — | — | — | — | — |
| Puqueldón | 4.902 | 4.548 | 1 | 20 | — | 16 | 19 | 4 | 277 | — | 7 |
| Patrones | H. 2.123 | 1.962 | 1 | 43 | 10 | 2 | 84 | 2 | 12 | 7 | — |
| | M. 828 | 740 | 1 | 25 | — | — | 25 | 14 | 16 | 6 | — |
| Empleados | H. 874 | 784 | — | 5 | 1 | 13 | 15 | 1 | 54 | — | 1 |
| | M. 115 | 51 | — | 3 | — | 5 | 10 | — | 46 | — | — |
| Obreros | H. 566 | 423 | — | 38 | 25 | 14 | 9 | 1 | 45 | 1 | — |
| | M. 340 | 332 | — | 5 | — | 1 | — | — | 2 | — | — |
| Familiares | H. 3.864 | 3.426 | — | 79 | 37 | 18 | 94 | 7 | 185 | 3 | 15 |
| | M. 7.906 | 7.095 | 2 | 147 | 47 | 34 | 171 | 19 | 347 | 22 | 22 |
| Servidumbre | H. 20 | 12 | — | 1 | — | 1 | 2 | — | 2 | — | — |
| | M. 227 | 123 | 1 | 13 | 3 | 5 | 38 | 5 | 36 | 3 | — |
| Desocupados | H. 25 | — | — | — | 1 | — | — | — | — | — | 24 |
| | M. 7 | — | — | — | — | — | — | — | — | — | 7 |
| Achao | 16.885 | 14.948 | 5 | 360 | 124 | 93 | 448 | 51 | 745 | 43 | 69 |
| Patrones | H. 221 | 200 | — | 9 | 1 | — | 11 | — | — | — | — |
| | M. 19 | 10 | — | 2 | — | — | — | 1 | 6 | — | — |
| Empleados | H. 129 | 119 | — | 4 | — | 1 | — | — | 5 | — | — |
| | M. 6 | 6 | — | — | — | — | — | — | — | — | — |
| Obreros | H. 102 | 83 | — | 2 | 1 | 5 | 2 | — | 9 | — | — |
| | M. 3 | 2 | — | 1 | — | — | — | — | — | — | — |
| Familiares | H. 496 | 430 | — | 19 | — | — | 8 | 1 | 58 | — | — |
| | M. 752 | 669 | — | 26 | — | — | 19 | — | 49 | — | — |
| Servidumbre | H. 1 | 1 | — | — | — | — | — | — | — | — | — |
| | M. 8 | 4 | — | 1 | — | — | — | 1 | 2 | — | — |
| Desocupados | H. 1 | — | — | — | — | — | — | — | — | — | 1 |
| | M. 1 | — | — | — | — | — | — | — | — | — | — |
| Yalcho | 1.738 | 1.514 | — | 63 | 2 | 6 | 40 | 3 | 109 | — | 1 |
| Patrones | H. 510 | 473 | — | 13 | 1 | 1 | 19 | — | — | 3 | — |
| | M. 218 | 181 | 1 | 19 | — | — | 2 | — | 8 | 3 | — |
| Empleados | H. 203 | 190 | — | 1 | — | 3 | — | 4 | 9 | — | — |
| | M. 24 | 7 | — | — | — | — | — | — | 17 | — | — |
| Obreros | H. 64 | 54 | — | 4 | — | 1 | — | — | 8 | — | — |
| | M. 15 | 14 | — | — | — | — | — | — | — | — | — |
| Familiares | H. 810 | 702 | — | 25 | — | 2 | 7 | 1 | 73 | — | — |
| | M. 1.998 | 1.797 | 2 | 45 | 1 | 5 | 25 | 1 | 122 | 2 | — |
| Servidumbre | H. 11 | 8 | — | — | — | — | 1 | — | 1 | — | — |
| | M. 81 | 62 | — | 1 | — | — | 6 | — | 11 | — | — |
| Desocupados | H. 1 | — | — | — | — | — | — | — | — | — | — |
| | M. 3 | — | — | — | — | — | — | — | 3 | — | — |
| Curaco de Vélez | 3.938 | 3.488 | 3 | 107 | 2 | 13 | 60 | 7 | 250 | 9 | — |
| Patrones | H. 11.672 | 10.417 | 1 | 455 | 32 | 46 | 537 | 33 | 76 | 75 | 4 |
| | M. 4.964 | 3.829 | 5 | 423 | 1 | 5 | 192 | 144 | 253 | 79 | 2 |
| Empleados | H. 3.883 | 3.147 | — | 63 | 17 | 95 | 76 | 3 | 477 | 2 | — |
| | M. 1.323 | 872 | — | 28 | 1 | 29 | 24 | 3 | 364 | — | 4 |
| Obreros | H. 6.261 | 4.580 | 21 | 486 | 412 | 226 | 51 | 35 | 443 | 3 | — |
| | M. 2.378 | 2.230 | 1 | 69 | 3 | 4 | 8 | 25 | 37 | 1 | — |
| Familiares | H. 23.305 | 18.678 | 13 | 885 | 220 | 252 | 594 | 137 | 2.208 | 92 | 226 |
| | M. 46.960 | 37.787 | 17 | 1.696 | 400 | 451 | 1.155 | 220 | 3.614 | 221 | 389 |
| Servidumbre | H. 130 | 67 | — | 31 | — | 4 | 12 | — | 10 | — | — |
| | M. 1.616 | 761 | 2 | 97 | 17 | 36 | 291 | 98 | 279 | 33 | — |
| Desocupados | H. 141 | — | — | — | 1 | — | — | — | — | — | 139 |
| | M. 83 | — | — | — | — | — | — | — | 3 | — | 79 |
| Provincia de Chiloé | 101.706 | 82.368 | 62 | 4.232 | 1.104 | 1.148 | 2.940 | 702 | 7.795 | 509 | 846 |
| Patrones | 16.636 | 14.246 | 6 | 877 | 33 | 51 | 729 | 177 | 359 | 154 | 4 |
| Empleados | 5.205 | 4.019 | 2 | 91 | 18 | 124 | 100 | 6 | 841 | 2 | 5 |
| Obreros | 8.639 | 6.810 | 22 | 555 | 415 | 230 | 59 | 60 | 480 | 4 | 615 |
| Familiares | 69.255 | 56.465 | 30 | 2.581 | 620 | 703 | 1.749 | 357 | 5.822 | 313 | 2 |
| Servidumbre | 1.746 | 828 | 2 | 128 | 17 | 40 | 303 | 102 | 289 | 35 | 218 |
| Desocupados | 224 | — | — | — | 1 | — | — | — | 4 | — | — |
| Total general | 101.706 | 82.368 | 62 | 4.232 | 1.104 | 1.148 | 2.940 | 702 | 7.795 | 509 | 846 |

PROVINCIA DE AYSEN. — ACTIVIDADES POR SEXO, SITUACION Y COMUNAS

| ACTIVIDADES | | Totales | Agricultura, selvi- cultura y pesca | Indus- trias extracti- vas | Indus- trias manufac- tureras | Edificaci6n y construcci6n | Transpor- tes y comu- nicaciones | Comer- cio | Hotelería y servicios personales | Servicios públicos y otros de interés general | Rentistas | Varios |
|---------------------------------|--------|---------------|-------------------------------------|----------------------------|-------------------------------|----------------------------|----------------------------------|--------------|----------------------------------|---|-----------|------------|
| Patrones | H..... | 1.501 | 794 | — | 199 | 20 | 29 | 230 | 22 | 1 | 6 | — |
| | M..... | 381 | 20 | 1 | 136 | — | 4 | 62 | 89 | 51 | 18 | — |
| Empleados | H..... | 439 | 145 | — | 22 | 5 | 8 | 62 | 10 | 197 | — | — |
| | M..... | 69 | — | — | 10 | — | 2 | 10 | 1 | 46 | — | — |
| Obreros | H..... | 2.337 | 1.272 | 4 | 442 | 136 | 64 | 68 | 42 | 307 | — | 2 |
| | M..... | 93 | 36 | — | 24 | — | 2 | 6 | 19 | 6 | — | — |
| Familiares | H..... | 3.298 | 1.737 | 4 | 319 | 72 | 81 | 238 | 40 | 778 | 14 | 15 |
| | M..... | 5.410 | 2.985 | 5 | 634 | 124 | 118 | 355 | 148 | 1.014 | 17 | 10 |
| Servidumbre | H..... | 22 | 1 | 1 | — | — | 1 | 1 | 15 | 3 | — | — |
| | M..... | 285 | 61 | — | 25 | 4 | 7 | 83 | 36 | 66 | 3 | 73 |
| Desocupados | H..... | 73 | — | — | — | — | — | — | — | — | — | 41 |
| | M..... | 43 | — | — | — | — | — | — | — | 2 | — | — |
| Aysén | | 13.751 | 7.051 | 15 | 1.811 | 361 | 316 | 1.105 | 422 | 2.471 | 58 | 141 |
| Patrones | H..... | 146 | 78 | — | 17 | 2 | 2 | 42 | 2 | 2 | 1 | — |
| | M..... | 14 | 2 | — | 7 | — | — | — | 1 | 4 | — | — |
| Empleados | H..... | 123 | 98 | 1 | 5 | — | 5 | 2 | — | 12 | — | — |
| | M..... | 7 | 3 | — | — | — | — | — | — | 4 | — | — |
| Obreros | H..... | 405 | 262 | 4 | 18 | 14 | 13 | 5 | — | 89 | — | — |
| | M..... | 4 | 3 | — | — | — | — | — | 1 | — | — | — |
| Familiares | H..... | 829 | 655 | — | 18 | 3 | 2 | 33 | 3 | 114 | 1 | — |
| | M..... | 1.032 | 755 | 3 | 39 | 10 | 11 | 64 | 6 | 141 | 3 | — |
| Servidumbre | H..... | 1 | — | — | — | — | — | — | — | — | — | — |
| | M..... | 26 | 13 | — | 1 | — | — | 3 | 1 | 4 | — | — |
| Desocupados | H..... | 9 | — | — | — | — | 1 | — | — | — | — | 8 |
| | M..... | — | — | — | — | — | — | — | — | — | — | — |
| Lago B. Aires | | 2.596 | 1.869 | 8 | 105 | 29 | 34 | 149 | 19 | 370 | 5 | 8 |
| Patrones | H..... | 76 | 41 | — | 8 | 2 | 1 | 22 | — | 1 | 1 | — |
| | M..... | 9 | 4 | — | 2 | — | — | — | — | 3 | — | — |
| Empleados | H..... | 33 | 26 | 1 | 1 | — | 2 | 1 | — | 2 | — | — |
| | M..... | — | — | — | — | — | — | — | — | — | — | — |
| Obreros | H..... | 163 | 138 | — | 4 | 9 | 3 | 5 | — | 4 | — | — |
| | M..... | 1 | 1 | — | — | — | — | — | — | — | — | — |
| Familiares | H..... | 186 | 137 | — | 8 | 1 | 2 | 7 | 3 | 27 | 1 | — |
| | M..... | 190 | 155 | — | 5 | — | 1 | 14 | — | 15 | — | — |
| Servidumbre | H..... | 6 | 2 | — | — | — | — | — | — | 4 | — | — |
| | M..... | 3 | — | — | — | — | — | — | — | — | — | 3 |
| | M..... | — | — | — | — | — | — | — | — | — | — | — |
| Baker | | 667 | 504 | 1 | 28 | 12 | 9 | 49 | 3 | 56 | 2 | 3 |
| Patrones | H..... | 1.523 | 913 | — | 224 | 24 | 32 | 294 | 24 | 4 | 8 | — |
| | M..... | 404 | 26 | 1 | 145 | 4 | 4 | 62 | 90 | 68 | 18 | — |
| Empleados | H..... | 695 | 269 | 2 | 28 | 5 | 15 | 55 | 10 | 211 | — | — |
| | M..... | 76 | 3 | — | 10 | — | 2 | 10 | 1 | 60 | — | — |
| Obreros | H..... | 2.905 | 1.672 | 8 | 464 | 159 | 80 | 78 | 42 | 400 | — | 2 |
| | M..... | 98 | 40 | — | 24 | — | 2 | 6 | 20 | 6 | — | — |
| Familiares | H..... | 4.313 | 2.529 | 4 | 345 | 76 | 85 | 278 | 46 | 919 | 16 | 15 |
| | M..... | 6.632 | 3.895 | 8 | 678 | 134 | 130 | 433 | 154 | 1.170 | 20 | 10 |
| Servidumbre | H..... | 23 | 1 | 1 | — | — | 1 | 1 | 16 | 3 | — | — |
| | M..... | 317 | 76 | — | 26 | 4 | 7 | 86 | 41 | 74 | 3 | — |
| Desocupados | H..... | 85 | — | — | — | — | 1 | — | — | — | — | 84 |
| | M..... | 43 | — | — | — | — | — | — | — | 2 | — | 41 |
| Provincia de Aysén | | 17.014 | 9.424 | 24 | 1.944 | 402 | 359 | 1.303 | 444 | 2.897 | 65 | 152 |
| Patrones | | 1.927 | 939 | 1 | 369 | 24 | 36 | 356 | 114 | 62 | 26 | — |
| Empleados | | 671 | 272 | 2 | 38 | 5 | 17 | 65 | 11 | 261 | — | — |
| Obreros | | 3.003 | 1.712 | 8 | 488 | 159 | 82 | 84 | 62 | 406 | — | 2 |
| Familiares | | 10.945 | 6.424 | 12 | 1.023 | 210 | 215 | 711 | 200 | 2.089 | 36 | 25 |
| Servidumbre | | 340 | 77 | 1 | 26 | 4 | 8 | 87 | 57 | 77 | 3 | — |
| Desocupados | | 128 | — | — | — | — | 1 | — | — | 2 | — | 125 |
| Total general | | 17.014 | 9.424 | 24 | 1.944 | 402 | 359 | 1.303 | 444 | 2.897 | 65 | 152 |

PROVINCIA DE MAGALLANES.— ACTIVIDADES POR SEXO, SITUACION Y COMUNAS

| ACTIVIDADES | Totales | Agricultura, selvi- cultura y pesca | Indus- trias extracti- vas | Indus- trias manufac- tureras | Edificaci3n y construcci3n | Transpor- tes y comu- nicaciones | Comer- cio | Hotelería y servicios persona- les | Servicios públicos y otros de interés general | Rentistas | Varios |
|-----------------------------|---------------|-------------------------------------|----------------------------|-------------------------------|----------------------------|----------------------------------|--------------|------------------------------------|---|------------|--------------|
| Patrones H. | 329 | 43 | 4 | 79 | 10 | 46 | 102 | 14 | 21 | 10 | — |
| M. | 213 | 2 | — | 62 | — | — | 29 | 34 | 85 | 1 | — |
| Empleados H. | 185 | 22 | 5 | 37 | 1 | 8 | 23 | 7 | 82 | — | — |
| M. | 30 | 1 | — | 2 | — | 2 | 3 | 2 | 20 | — | — |
| Obreros H. | 1.537 | 449 | 43 | 496 | 50 | 79 | 26 | 31 | 359 | 1 | 4 |
| M. | 100 | 1 | — | 69 | — | — | 2 | 23 | 6 | — | — |
| Familiares H. | 1.723 | 265 | 14 | 503 | 28 | 145 | 95 | 78 | 523 | 9 | 73 |
| M. | 3.084 | 440 | 42 | 918 | 41 | 231 | 197 | 162 | 936 | 11 | 117 |
| Servidumbre H. | 12 | 8 | — | 2 | — | — | — | 2 | — | — | — |
| M. | 163 | 19 | 5 | 34 | — | 6 | 28 | 42 | 18 | — | 1 |
| Desocupados H. | 117 | — | — | — | — | — | — | — | 9 | — | 108 |
| M. | 22 | — | — | — | — | — | — | — | — | — | 22 |
| Puerto Natales. | 7.505 | 1.240 | 113 | 2.202 | 130 | 517 | 504 | 385 | 2.057 | 32 | 325 |
| Patrones H. | 27 | 15 | — | 4 | — | 2 | 4 | 2 | — | — | — |
| M. | 4 | — | — | 3 | — | — | — | 1 | — | — | — |
| Empleados H. | 28 | 20 | — | — | — | 1 | — | — | 7 | — | — |
| M. | 2 | — | — | — | — | — | 1 | 1 | — | — | — |
| Obreros H. | 416 | 373 | 2 | 16 | 1 | 12 | 1 | 1 | 10 | — | — |
| M. | 8 | 6 | — | — | — | — | — | — | — | — | — |
| Familiares H. | 69 | 23 | — | 6 | 3 | 13 | 1 | — | 13 | — | — |
| M. | 106 | 61 | — | 7 | 2 | 19 | — | 4 | 21 | 1 | — |
| Servidumbre H. | 12 | 6 | — | — | — | — | — | — | — | — | — |
| M. | 8 | — | — | — | — | — | — | — | — | — | 8 |
| Desocupados H. | — | — | — | — | — | — | — | — | — | — | — |
| M. | — | — | — | — | — | — | — | — | — | — | — |
| Cerro Castillo. | 669 | 493 | 2 | 36 | 6 | 47 | 9 | 16 | 51 | 1 | 8 |
| Patrones H. | 1.572 | 25 | 7 | 493 | 44 | 214 | 468 | 106 | 80 | 132 | 1 |
| M. | 901 | 4 | — | 377 | — | 6 | 118 | 202 | 113 | 81 | — |
| Empleados H. | 1.753 | 180 | 27 | 168 | 10 | 231 | 398 | 63 | 660 | 4 | 2 |
| M. | 352 | 2 | — | 17 | — | 31 | 56 | 6 | 240 | — | — |
| Obreros H. | 6.044 | 843 | 331 | 1.395 | 461 | 1.006 | 179 | 213 | 1.613 | 2 | 11 |
| M. | 461 | 8 | 4 | 211 | 2 | 8 | 19 | 153 | 46 | — | — |
| Familiares H. | 6.490 | 666 | 187 | 1.096 | 263 | 783 | 575 | 308 | 2.216 | 104 | 301 |
| M. | 13.486 | 1.456 | 402 | 2.404 | 631 | 1.868 | 1.282 | 662 | 4.076 | 263 | 644 |
| Servidumbre H. | 95 | 15 | — | — | — | 24 | 3 | 36 | 13 | 1 | 2 |
| M. | 833 | 60 | — | 79 | 14 | 40 | 155 | 233 | 223 | 18 | 3 |
| Desocupados H. | 998 | — | — | — | — | 1 | — | — | 3 | — | 993 |
| M. | 179 | — | — | 1 | — | — | — | — | 1 | — | 176 |
| Magallanes. | 33.134 | 3.248 | 968 | 6.243 | 1.415 | 4.213 | 3.253 | 1.674 | 9.282 | 606 | 2.033 |
| Patrones H. | 16 | 7 | 2 | 2 | — | 1 | 2 | 1 | 1 | — | — |
| M. | 1 | — | — | — | — | — | — | 1 | — | — | — |
| Empleados H. | 32 | 21 | 6 | 3 | — | — | — | — | 2 | — | — |
| M. | 1 | — | — | — | — | — | — | — | — | — | — |
| Obreros H. | 378 | 225 | 65 | 75 | 1 | 3 | 2 | 3 | 4 | — | — |
| M. | 3 | 1 | — | — | — | — | — | 2 | — | — | — |
| Familiares H. | 213 | 31 | 170 | 7 | — | — | — | — | 6 | — | — |
| M. | 177 | 69 | 60 | 30 | — | — | — | 6 | 13 | — | — |
| Servidumbre H. | — | — | — | — | — | — | — | — | — | — | — |
| M. | 12 | 6 | 1 | 2 | — | — | — | 3 | — | — | — |
| Desocupados H. | 3 | — | — | — | — | — | — | — | — | — | — |
| M. | — | — | — | — | — | — | — | — | — | — | — |
| Río Verde. | 836 | 360 | 306 | 119 | 1 | 4 | 4 | 15 | 25 | — | 2 |
| Patrones H. | 17 | 7 | — | 2 | — | — | 2 | 2 | 3 | 1 | — |
| M. | 1 | — | — | — | — | — | — | 1 | — | — | — |
| Empleados H. | 46 | 31 | — | 11 | — | 2 | — | — | 1 | — | — |
| M. | 2 | — | — | — | — | — | — | — | — | — | — |
| Obreros H. | 600 | 526 | 13 | 35 | — | 7 | — | — | 19 | — | — |
| M. | 1 | — | — | 1 | — | — | — | — | — | — | — |
| Familiares H. | 85 | 46 | — | 2 | — | 5 | — | 7 | 26 | — | — |
| M. | 175 | 124 | — | 6 | — | 6 | — | 7 | 33 | — | — |
| Servidumbre H. | 9 | 7 | — | 2 | — | — | — | — | — | — | — |
| M. | 28 | 19 | — | 1 | — | — | — | 6 | 2 | — | — |
| Desocupados H. | 111 | — | — | — | — | — | — | — | — | — | — |
| M. | — | — | — | — | — | — | — | — | — | — | — |
| San Gregorio. | 1.075 | 762 | 13 | 89 | — | 20 | 2 | 24 | 83 | 1 | 111 |
| Patrones H. | 29 | 19 | — | 2 | 1 | — | 2 | 4 | — | 1 | — |
| M. | 4 | 1 | — | 1 | — | — | — | 1 | — | — | — |
| Empleados H. | 39 | 30 | — | 3 | 1 | 1 | — | — | 4 | — | — |
| M. | 1 | — | — | — | — | — | — | — | — | — | — |
| Obreros H. | 455 | 346 | — | 64 | 24 | 3 | — | 11 | 7 | — | — |
| M. | 1 | — | — | 2 | — | — | — | 1 | — | — | — |
| Familiares H. | 88 | 38 | — | 6 | 7 | 1 | — | 3 | 29 | 1 | — |
| M. | 118 | 81 | — | 7 | 8 | 1 | — | 8 | 12 | — | — |
| Servidumbre H. | 4 | 3 | — | 1 | — | — | — | — | — | — | — |
| M. | 24 | 15 | — | 1 | — | — | — | 7 | — | — | — |
| Desocupados H. | 9 | — | — | — | — | — | — | — | — | — | — |
| M. | — | — | — | — | — | — | — | — | — | — | — |
| Río Chico. | 774 | 533 | — | 87 | 41 | 7 | 2 | 35 | 52 | 5 | 12 |

| ACTIVIDADES | | Totales | Agricultura, selva-cultura y pesca | Industrias extractivas | Industrias manufactureras | Edificación y construcción | Transportes y comunicaciones | Comercio | Hotelería y servicios personales | Servicios públicos y otros de interés general | Rentistas | Varios |
|-------------------------------|---------|---------|------------------------------------|------------------------|---------------------------|----------------------------|------------------------------|----------|----------------------------------|---|-----------|--------|
| Patrones | H. | 197 | 37 | 20 | 30 | 8 | 24 | 29 | 9 | 33 | 7 | — |
| | M. | 96 | — | — | 11 | — | — | 5 | 13 | 66 | 1 | — |
| Empleados | H. | 105 | 21 | 9 | 4 | 1 | 8 | 15 | 4 | 43 | — | — |
| | M. | 12 | — | — | 1 | — | 2 | — | — | 9 | — | — |
| Obreros | H. | 1.082 | 299 | 614 | 86 | 33 | 36 | 13 | 22 | 78 | — | 1 |
| | M. | 22 | 6 | — | — | — | — | 1 | 15 | — | — | — |
| Familiares | H. | 466 | 74 | 27 | 36 | 9 | 18 | 30 | 20 | 245 | 2 | 6 |
| | M. | 813 | 151 | 44 | 68 | 17 | 45 | 46 | 38 | 385 | 17 | 2 |
| Servidumbre | H. | 9 | 2 | — | 2 | — | — | — | 1 | 2 | — | — |
| | M. | 26 | 6 | — | — | — | — | 4 | 7 | 8 | — | — |
| Desocupados | H. | 16 | — | — | — | — | — | — | — | — | — | 16 |
| | M. | — | — | — | — | — | — | — | — | — | — | — |
| Porvenir | | 2.844 | 596 | 614 | 237 | 70 | 133 | 143 | 129 | 869 | 28 | 25 |
| Patrones | H. | 20 | 16 | — | — | 1 | — | 2 | 1 | 1 | — | — |
| | M. | — | — | — | — | — | — | — | — | — | — | — |
| Empleados | H. | 38 | 31 | — | — | — | 1 | 1 | 1 | 4 | — | — |
| | M. | 1 | — | — | — | — | 1 | — | — | — | — | — |
| Obreros | H. | 383 | 254 | — | 3 | 111 | 1 | 10 | 1 | 3 | — | — |
| | M. | — | — | — | — | — | — | — | — | — | — | — |
| Familiares | H. | 36 | 16 | — | — | — | 3 | — | — | 17 | — | — |
| | M. | 59 | 49 | — | — | — | 2 | — | 1 | 7 | — | — |
| Servidumbre | H. | 5 | 6 | — | — | — | — | — | — | — | — | — |
| | M. | 8 | 5 | — | — | — | 1 | — | — | 1 | — | — |
| Desocupados | H. | 16 | — | — | — | — | — | — | — | — | — | 16 |
| | M. | — | — | — | — | — | — | — | — | — | — | — |
| Primavera | | 566 | 375 | — | 3 | 112 | 9 | 14 | 4 | 33 | — | 16 |
| Patrones | H. | 10 | 2 | 1 | — | — | — | 4 | 1 | 2 | — | — |
| | M. | 1 | — | — | — | — | — | — | 1 | — | — | — |
| Empleados | H. | 71 | 34 | — | 3 | — | — | — | — | 34 | — | — |
| | M. | — | — | — | — | — | — | — | — | — | — | — |
| Obreros | H. | 643 | 543 | — | 59 | — | 4 | — | 2 | 35 | — | — |
| | M. | 1 | 1 | — | — | — | — | — | — | — | — | — |
| Familiares | H. | 103 | 42 | — | 23 | — | — | — | 1 | 37 | — | — |
| | M. | 180 | 110 | — | 54 | — | 3 | — | 1 | 12 | — | — |
| Servidumbre | H. | 12 | 10 | — | — | — | — | — | 2 | — | — | — |
| | M. | 162 | — | 1 | — | — | — | — | — | — | — | 161 |
| Desocupados | H. | 2 | — | — | — | — | — | — | — | — | — | 2 |
| | M. | — | — | — | — | — | — | — | — | — | — | — |
| Bahía Inútil | | 1.185 | 742 | 2 | 139 | — | 7 | 4 | 8 | 120 | — | 163 |
| Patrones | H. | 28 | 11 | 16 | 1 | — | — | — | — | — | — | — |
| | M. | — | — | — | — | — | — | — | — | — | — | — |
| Empleados | H. | 11 | 4 | 1 | — | — | — | — | — | 6 | — | — |
| | M. | — | — | — | — | — | — | — | — | — | — | — |
| Obreros | H. | 12 | 3 | — | — | — | 4 | — | — | 5 | — | — |
| | M. | 2 | 1 | — | — | — | 1 | — | — | — | — | — |
| Familiares | H. | 89 | 78 | — | 1 | — | — | — | — | 10 | — | — |
| | M. | 72 | 57 | 1 | 1 | — | — | — | — | 13 | — | — |
| Servidumbre | H. | 10 | 9 | — | — | — | — | — | — | 1 | — | — |
| | M. | 1 | 1 | — | — | — | — | — | — | — | — | — |
| Desocupados | H. | — | — | — | — | — | — | — | — | — | — | — |
| | M. | — | — | — | — | — | — | — | — | — | — | — |
| Navarino | | 225 | 164 | 18 | 3 | — | 5 | — | — | 35 | — | — |
| Patrones | H. | 2.245 | 181 | 50 | 613 | 64 | 287 | 615 | 142 | 141 | 151 | 1 |
| | M. | 1.221 | 7 | — | 454 | — | 6 | 152 | 254 | 264 | 84 | — |
| Empleados | H. | 2.288 | 394 | 48 | 229 | 13 | 252 | 437 | 66 | 843 | 4 | 2 |
| | M. | 401 | 5 | 1 | 20 | — | 37 | 60 | 9 | 269 | — | — |
| Obreros | H. | 11.550 | 3.861 | 968 | 2.229 | 671 | 1.155 | 230 | 284 | 2.133 | 3 | 16 |
| | M. | 591 | 23 | 4 | 283 | 2 | 9 | 23 | 196 | 51 | — | — |
| Familiares | H. | 9.352 | 1.259 | 398 | 1.681 | 310 | 968 | 701 | 417 | 3.119 | 116 | 383 |
| | M. | 18.269 | 2.687 | 549 | 3.494 | 699 | 2.175 | 1.525 | 778 | 5.505 | 293 | 653 |
| Servidumbre | H. | 144 | 49 | 2 | 7 | 1 | 24 | 3 | 33 | 16 | 2 | 2 |
| | M. | 1.109 | 147 | 14 | 117 | 16 | 47 | 189 | 305 | 252 | 19 | 4 |
| Desocupados | H. | 1.440 | — | 2 | — | — | — | — | — | 12 | — | 1.424 |
| | M. | 203 | — | — | 1 | — | 1 | — | 1 | 1 | — | 230 |
| Provincia de Magallanes | | 48.815 | 8.513 | 2.036 | 9.128 | 1.775 | 4.962 | 3.935 | 2.490 | 12.607 | 672 | 2.695 |
| Patrones | | 3.466 | 188 | 50 | 1.067 | 64 | 293 | 767 | 396 | 405 | 235 | 1 |
| Empleados | | 2.689 | 399 | 49 | 249 | 13 | 289 | 497 | 75 | 1.112 | 4 | 2 |
| Obreros | | 12.141 | 3.884 | 972 | 2.512 | 673 | 1.164 | 253 | 480 | 2.184 | 3 | 16 |
| Familiares | | 27.621 | 3.846 | 947 | 5.175 | 1.009 | 3.143 | 2.226 | 1.195 | 8.625 | 409 | 1.046 |
| Servidumbre | | 1.253 | 196 | 16 | 124 | 16 | 71 | 192 | 343 | 268 | 21 | 6 |
| Desocupados | | 1.643 | — | 2 | 1 | — | 2 | — | 1 | 13 | — | 1.624 |
| Total general | | 48.815 | 8.513 | 2.036 | 9.128 | 1.775 | 4.962 | 3.935 | 2.490 | 12.607 | 672 | 2.695 |

CENSO DE POBLACION, 1940

HABITANTES DEL PAIS, SEGUN OCUPACION Y SEXO

| OCUPACIONES | Hombres | Mujeres | Total | OCUPACIONES | Hombres | Mujeres | Total |
|------------------------------|---------|-----------|-----------|-----------------------|---------|---------|---------|
| Sin especificar | 787,975 | 1,785,001 | 2,572,976 | Desocupados | 11,008 | 2,717 | 13,725 |
| Abogados | 2,393 | 153 | 2,546 | Detectives | 693 | 1 | 694 |
| Adivinos | 124 | 97 | 221 | Dibujantes | 537 | 51 | 588 |
| Administradores | 9,654 | 640 | 10,294 | Diplomáticos | 135 | — | 135 |
| Agricultores | 162,233 | 15,351 | 177,584 | Diputados | 91 | — | 91 |
| Agrimensores | 127 | 52 | 179 | Domésticos | 5,796 | 109,431 | 115,227 |
| Agrónomos | 609 | — | 609 | Domeros | 141 | — | 141 |
| Albañiles | 16,587 | — | 16,587 | Doradores | 288 | — | 288 |
| Alfarifes | 1,088 | — | 1,088 | Ebanistas | 370 | — | 370 |
| Alfareros | 925 | 317 | 1,242 | Electricistas | 7,503 | — | 7,503 |
| Amasadores | 341 | 16 | 357 | Embaladores | 257 | 45 | 302 |
| Amasanderos | 143 | 711 | 854 | Embotelladores | 84 | — | 84 |
| Aparceros | 46 | 34 | 80 | Embotelladores | 118 | 100 | 218 |
| Aparadores | 78 | 2,557 | 2,635 | Empastadores | 28 | 13 | 41 |
| Apicultores | 142 | 15 | 157 | Empastadores | 37 | 3 | 40 |
| Arqueadores | 44 | 641 | 685 | Empapeladores | 116 | — | 116 |
| Armaderos | 186 | 5 | 191 | Empaquetadores | 416 | 675 | 1,091 |
| Armeros | 81 | — | 81 | Enceradores | 737 | — | 737 |
| Arquitectos | 820 | 28 | 848 | Encuadernadores | 794 | 101 | 895 |
| Arrieros | 5,384 | 457 | 5,841 | Enclapadores | 143 | — | 143 |
| Artistas pintores | 106 | 19 | 125 | Enfermeros | 619 | 4,149 | 4,768 |
| Artistas escultores | 120 | 13 | 133 | Enfermeros | 960 | — | 960 |
| Artistas de teatro | 111 | 81 | 192 | Engrasadores | 89 | — | 89 |
| Artistas de cine | 1 | 7 | 8 | Enólogos | 63 | — | 63 |
| Artistas de radio | 48 | 53 | 101 | Enjuncadores | 61 | 2 | 63 |
| Artistas de circo | 192 | 127 | 319 | Enrioladores | 234 | — | 234 |
| Artistas otros | 248 | 344 | 592 | Escenógrafos | 51 | 9 | 60 |
| Arqueólogos | 12 | — | 12 | Escritores | 910 | 161 | 1,071 |
| Ascensoristas | 303 | 131 | 434 | Escritores | 92 | 33 | 125 |
| Aserradores | 617 | 3 | 620 | Esaltadores | 80 | 34 | 114 |
| Asfaltadores | 25 | — | 25 | Estadísticos | 292 | 246 | 538 |
| Astrónomos | 20 | — | 20 | Estibadores | 1,302 | — | 1,302 |
| Aurigas | 1,103 | 1 | 1,104 | Estudcadores | 6,224 | — | 6,224 |
| Auxiliares | 6,619 | 1,666 | 7,085 | Estudiantes | 335,485 | 336,558 | 672,043 |
| Aviadores | 346 | 3 | 349 | Explotadores | 26 | — | 26 |
| Avicultores | 282 | 136 | 418 | Farmacéuticos | 678 | 565 | 1,243 |
| Baldoseros | 674 | — | 674 | Fiambreros | 53 | 8 | 61 |
| Balseros | 269 | 7 | 276 | Fleteros | 1,731 | — | 1,731 |
| Barnizadores | 1,117 | — | 1,117 | Floristas | 212 | 199 | 411 |
| Barquilleros | 32 | 12 | 44 | Fogoneseros | 3,292 | — | 3,292 |
| Barredores | 609 | 38 | 647 | Fotografadores | 169 | 1 | 170 |
| Barreteros | 1,986 | — | 1,986 | Fotógrafos | 946 | 142 | 1,088 |
| Biscladores | 83 | — | 83 | Fundidores | 2,282 | — | 2,282 |
| Bordadoras | — | 1,730 | 1,730 | Ganaderos | 1,452 | 285 | 1,737 |
| Broncosos | 307 | — | 307 | Gasfiteros | 4,379 | — | 4,379 |
| Buzos | 221 | — | 221 | Grabadores | 138 | — | 138 |
| Caballeros | — | — | — | Geólogos | 20 | — | 20 |
| Cajistas | 222 | — | 222 | Herreros | 5,695 | — | 5,695 |
| Calafatos | 97 | 15 | 112 | Haladeros | 219 | 87 | 306 |
| Caldereros | 2,098 | — | 2,098 | Hiladeros | 600 | 1,484 | 2,084 |
| Calígrafos | 30 | 24 | 54 | Hojalateros | 1,424 | — | 1,424 |
| Camineros | 2,016 | — | 2,016 | Hortelanos | 1,306 | 327 | 1,633 |
| Canteros | 1,128 | — | 1,128 | Horneros | 274 | — | 274 |
| Cantineros | 357 | 65 | 422 | Hoteleseros | 242 | 119 | 361 |
| Carceleros | 1,188 | 3 | 1,191 | Huseros | 45 | — | 45 |
| Cardadores | 334 | 110 | 444 | Impresores | 538 | 10 | 548 |
| Cargadores | 3,392 | — | 3,392 | Industriales | 7,835 | 565 | 8,400 |
| Carabineros | 15,354 | — | 15,354 | Ingenieros | 3,437 | 36 | 3,473 |
| Carniceros | 2,921 | 28 | 2,949 | Inspectores | 3,216 | 299 | 3,515 |
| Carpinteros | 36,200 | — | 36,200 | Jarcieros | 464 | 19 | 483 |
| Carroceros | 1,748 | — | 1,748 | Jardineros | 4,649 | 68 | 4,717 |
| Carreteros | 4,729 | — | 4,729 | Jinetes | 368 | — | 368 |
| Carteros | 331 | — | 331 | Jornaleros | 543,181 | 41,522 | 584,703 |
| Cartógrafos | 71 | 6 | 77 | Joyeros | 620 | 23 | 643 |
| Cazadores | 61 | — | 61 | Jubilados | 10,730 | 2,227 | 12,957 |
| Cerrajeros | 794 | 1 | 795 | Jueces | 181 | 1 | 182 |
| Cesteros | 1,328 | 323 | 1,651 | Ladrilleros | 1,302 | — | 1,302 |
| Cigarreros | 29 | 69 | 98 | Laminadores | 182 | — | 182 |
| Cincoladores | 82 | — | 82 | Lancheros | 1,477 | 1 | 1,478 |
| Cobradores | 2,672 | 155 | 2,827 | Lavaderos | 333 | 23,868 | 24,201 |
| Cocineros | 2,060 | 28,851 | 30,911 | Lecheros | 610 | 218 | 828 |
| Colcheros | 270 | 200 | 470 | Leñadores | 2,263 | 41 | 2,304 |
| Comisionistas | 2,912 | 327 | 3,239 | Libreros | 113 | 47 | 160 |
| Concretos | 164 | — | 164 | Linotipistas | 1,521 | 30 | 1,551 |
| Coñiteros | 188 | 83 | 271 | Lustrabotas | 1,007 | — | 1,007 |
| Conscriptos | 10,623 | — | 10,623 | Llaveros | 1,161 | 582 | 1,743 |
| Constuctores | 5,320 | 28 | 5,348 | Malleros | 30 | 2 | 32 |
| Contadores | 6,297 | 833 | 7,130 | Manicuradas | — | 323 | 323 |
| Cortadores | 1,897 | 183 | 2,080 | Maquinistas | 3,789 | 9 | 3,798 |
| Corredores de comercio | 493 | 67 | 560 | Marginales | 60 | 11 | 71 |
| Costureros | — | 33,899 | 33,899 | Marrinos | 10,691 | — | 10,691 |
| Comerciantes | 78,065 | 27,355 | 105,420 | Martroquineros | 357 | 24 | 381 |
| Cuidadores | 2,811 | 1,515 | 4,326 | Martilleros | 130 | — | 130 |
| Curtidores | 1,379 | 95 | 1,474 | Masajistas | 98 | — | 98 |
| Chamanteros | 244 | 405 | 649 | Matarifes | 1,281 | — | 1,281 |
| Choferos | 17,390 | 65 | 17,455 | Matrimonios | — | 1,158 | 1,158 |
| Dactilógrafos | 297 | 509 | 806 | Mayordomos | 7,177 | 397 | 7,574 |
| Decoradores | 61 | — | 61 | | | | |
| Deportistas | 209 | 5 | 214 | | | | |
| Dentistas | 953 | 266 | 1,219 | | | | |
| Desolladores | 70 | — | 70 | | | | |
| Desolladores | 23 | — | 23 | | | | |

CENSO DE POBLACIÓN, 1940

547

| Ocupaciones | Hombres | Mujeres | Total | Ocupaciones | Hombres | Mujeres | Total |
|--------------------------------|---------|---------|--------|----------------------------|-----------|-----------|-----------|
| Mecánicos | 31,331 | — | 31,331 | Redactores | 28 | 6 | 34 |
| Mecánicos dentales | 206 | 41 | 247 | Regadores | 354 | — | 354 |
| Mecanógrafos | 124 | 289 | 413 | Relojeros | 774 | 41 | 815 |
| Médicos | 2,444 | 263 | 2,707 | Religiosos | 741 | 3,172 | 3,913 |
| Méndigos | 709 | 223 | 932 | Repartidores | 3,040 | 98 | 3,138 |
| Mensajeros | 1,118 | 49 | 1,167 | Rentistas | 5,113 | 8,447 | 13,560 |
| Meretrices | — | 2,025 | 2,025 | Remachadores | 35 | — | 35 |
| Militares | 10,268 | — | 10,268 | Reos | 2,717 | 235 | 2,952 |
| Miñeros | 33,204 | 51 | 33,255 | Repujadores | 222 | 147 | 369 |
| Modistas | — | 19,124 | 19,124 | Retorcedores | 12 | — | 12 |
| Molineros | 1,185 | 6 | 1,191 | Ripiadores | 79 | — | 79 |
| Moteros | 145 | 65 | 210 | Sacerdotes | 1,110 | — | 1,110 |
| Motoristas | 867 | 8 | 875 | Sastres | 4,445 | 2,194 | 6,639 |
| Movilizadores | 161 | — | 161 | Sepultureros | 114 | — | 114 |
| Muños | 17,606 | 1,037 | 18,643 | Senadores | 25 | — | 25 |
| Mueblistas | 4,646 | 4 | 4,650 | Soldados | 667 | — | 667 |
| Músicos | 2,064 | 169 | 2,233 | Sombrereros | 789 | 1,264 | 2,053 |
| Niñeras | — | 4,741 | 4,741 | Suplementeros | 1,034 | 199 | 1,233 |
| Niqueladores | 135 | — | 135 | Serenos | 2,119 | 18 | 2,134 |
| Niveladores | 164 | — | 164 | Talabarteros | 1,947 | 7 | 1,954 |
| Notarios | 73 | — | 73 | Talladores | 136 | 12 | 148 |
| Novelistas | 97 | — | 97 | Taquígrafos | 76 | 265 | 341 |
| Oficinistas | 64,841 | 18,938 | 83,779 | Tapiceros | 938 | 7 | 945 |
| Ópticos | 61 | 4 | 65 | Tarjadores | 139 | — | 139 |
| Operadores | 862 | — | 862 | Tarrajadores | 25 | — | 25 |
| Ortopédicos | 38 | — | 38 | Técnicos | 1,811 | 127 | 1,938 |
| Ordeñadores | 292 | 3,900 | 4,192 | Tejedores | 2,054 | 7,615 | 9,667 |
| Panaderos | 8,609 | 269 | 8,878 | Tenedores de libros | 91 | 23 | 114 |
| Panteoneros | 106 | — | 106 | Telefonistas | 322 | 694 | 916 |
| Pasteleros | 903 | 190 | 1,093 | Telegrafistas | 880 | 826 | 1,706 |
| Pelateros | 167 | 262 | 429 | Tintoreros | 676 | 181 | 857 |
| Pedicuros | 158 | 39 | 197 | Tipógrafos | 2,061 | 26 | 2,087 |
| Peluqueros | 4,189 | 1,539 | 5,728 | Toneleros | 1,049 | — | 1,049 |
| Perforadores | 906 | — | 906 | Torneros | 187 | — | 187 |
| Periodistas | 1,178 | 87 | 1,265 | Topógrafos | 1,673 | — | 1,673 |
| Pescadores | 4,613 | 75 | 4,688 | Torneros | 125 | — | 125 |
| Pintores | 6,718 | 30 | 6,748 | Tranviarios | 64 | — | 64 |
| Picadores de leña | 102 | — | 102 | Trapicheros | 51 | 6 | 56 |
| Pirograbadores | 21 | — | 21 | Trenzadores | 64 | 27 | 91 |
| Plantilleros | 124 | 31 | 155 | Turistas | — | — | — |
| Plateros | 60 | — | 60 | Urdidores | 48 | 33 | 81 |
| Plomeros | 165 | — | 165 | Vacuadores | 29 | 20 | 49 |
| Porteros | 2,304 | 351 | 2,655 | Vaciadores | 29 | 1 | 30 |
| Practicantes | 2,172 | 821 | 2,993 | Vendedores | 7,569 | 2,821 | 10,390 |
| Prensistas | 579 | 10 | 589 | Veterinarios | 170 | 1 | 171 |
| Preparadores de caballos | 268 | — | 268 | Vidrieros | 714 | 15 | 729 |
| Profesores | 6,416 | 14,473 | 20,889 | Vinicultores | 281 | 15 | 296 |
| Pulidores | 370 | 17 | 387 | Viñateros | 849 | 53 | 902 |
| Químicos | 722 | 63 | 785 | Visitadoras sociales | — | 581 | 581 |
| Radiotelegrafistas | 288 | 90 | 378 | Vulcanizadores | 267 | 3 | 270 |
| Recaudadores | 376 | 125 | 501 | Zapateros | 16,039 | 226 | 16,265 |
| Recamadores | 15 | 2 | 17 | Totales | 2,489,926 | 2,533,615 | 5,023,539 |

OCUPACIONES POR SEXO Y COMUNAS

Table with 28 columns for provinces and municipalities, and rows for various professions like Abogados, Agricultores, etc. Includes sub-columns for Male (M.) and Female (H.) counts, and a Total column.

OCUPACIONES POR SEXO Y COMUNAS

| PROVINCIA DE ANTOFAGASTA | TOCOPILLA | | TOCO | | CALAMA | | ANTOFA- GASTA | | MEJILLONES | | SIERRA GORDA | | AGUAS BLANCAS | | TALTAL | | CATALINA | | PROVINCIA | | |
|-----------------------------|-----------|-------|-------|-------|--------|-------|------------------|-------|------------|-----|-----------------|-------|------------------|----|--------|-------|----------|-------|-----------|--------|--------|
| | H. | M. | H. | M. | H. | M. | H. | M. | H. | M. | H. | M. | H. | M. | H. | M. | H. | M. | H. | M. | Total |
| | | | | | | | | | | | | | | | | | | | | | |
| Sin especificar ... | 2.345 | 5.791 | 2.283 | 4.936 | 4.481 | 10118 | 6.262 | 16781 | 393 | 941 | 1.746 | 4.414 | 47 | 90 | 1.271 | 3.261 | 509 | 1.141 | 19.337 | 47.473 | 66.810 |
| Abogados | 6 | — | — | — | 5 | — | 16 | — | — | — | — | — | — | — | 6 | — | — | — | 31 | — | 31 |
| Adiwinos | — | 2 | — | — | — | — | 1 | — | — | — | — | — | — | — | — | — | — | — | 1 | 2 | 3 |
| Agricultores | 2 | — | 19 | 6 | 4 | 96 | 18 | 1 | 1 | — | — | — | — | — | 1 | — | — | — | 45 | 103 | 148 |
| Agriensores | — | — | 2 | — | 1 | — | 2 | — | 1 | — | — | — | — | — | — | — | — | — | 6 | — | 6 |
| Agrónomos | — | — | 2 | — | — | — | 2 | — | — | — | — | — | — | — | — | — | — | — | 5 | — | 5 |
| Albafiles | 50 | — | 50 | — | 106 | — | 158 | — | 4 | — | 49 | — | — | — | 23 | — | — | — | 427 | — | 427 |
| Alarifes | — | — | 10 | — | 12 | — | 1 | — | — | — | 1 | — | — | — | 18 | — | — | — | 44 | — | 44 |
| Alfareros | — | — | — | — | 352 | — | — | — | — | — | — | — | — | — | 2 | — | — | — | 332 | — | 332 |
| Amasanderos | — | 1 | — | — | — | — | 2 | 10 | — | — | 1 | — | — | — | 5 | — | — | — | 15 | 4 | 19 |
| Aparceros | — | — | — | — | — | — | 2 | — | — | — | 2 | — | — | — | — | — | — | — | 4 | — | 4 |
| Aparadores | — | — | 2 | — | — | — | — | — | 8 | — | — | — | — | — | — | — | — | — | — | 10 | 10 |
| Apicultores | — | — | — | — | — | — | — | — | — | — | — | — | — | — | 1 | — | — | — | 1 | — | 1 |
| Aplanchadores | — | — | — | 1 | — | — | — | — | 7 | — | — | — | — | — | — | — | — | — | — | — | 8 |
| Alcaldes | — | — | — | — | 1 | — | — | — | — | — | — | — | — | — | — | — | — | — | 1 | — | 1 |
| Armadores | — | — | — | — | — | — | 1 | — | — | — | — | — | — | — | — | — | — | — | 1 | — | 1 |
| Armeros | — | — | 4 | — | 1 | — | — | — | — | — | — | — | — | — | — | — | — | — | 5 | — | 5 |
| Arquitectos | 1 | — | — | — | — | — | 4 | — | — | — | — | — | — | — | — | — | — | — | 5 | — | 5 |
| Arrendador objeta. | — | — | — | — | — | — | — | — | — | — | — | — | — | — | — | — | — | — | — | — | — |
| Arrieros | 1 | — | 5 | 5 | 46 | 40 | — | — | — | — | 1 | 1 | — | 10 | 2 | 1 | — | — | 64 | 48 | 112 |
| Artistas escultores | — | — | — | — | — | — | 4 | — | — | — | — | — | — | — | — | — | — | — | 4 | — | 4 |
| Artistas de radio | — | — | — | — | — | — | 1 | — | — | — | — | — | — | — | — | — | — | — | 1 | — | 1 |
| Artistas de circo | — | — | 1 | — | — | — | 2 | — | — | — | — | — | — | — | — | — | — | — | 1 | — | 1 |
| Artistas otros..... | — | — | — | — | — | — | 2 | — | — | — | — | — | — | — | — | — | — | — | 2 | — | 2 |
| Ascensoristas | — | — | — | — | — | 3 | 4 | — | 1 | — | 1 | — | — | — | — | — | — | — | 5 | — | 5 |
| Aserradores | 1 | — | — | — | 2 | — | — | — | — | — | 3 | — | — | — | — | — | — | — | 5 | — | 5 |
| Aurigas | — | — | — | — | — | — | 17 | — | — | — | — | — | — | — | — | — | — | — | 18 | — | 18 |
| Auxiliares | 3 | 3 | 63 | 2 | 59 | 9 | 57 | 8 | — | — | 88 | 2 | — | — | 12 | 1 | — | — | 262 | 26 | 288 |
| Aviadores | — | — | 1 | — | — | — | 2 | — | — | — | — | — | — | — | — | — | — | — | 3 | — | 3 |
| Avicultores..... | 1 | — | — | — | — | — | — | — | 1 | — | — | — | — | — | — | — | — | — | 1 | — | 1 |
| Bailarines | — | — | — | — | — | — | — | — | 6 | — | — | — | — | — | — | — | — | — | — | 14 | 14 |
| Baldoseros | 1 | — | — | — | 2 | — | 3 | — | — | — | — | — | — | — | — | — | — | — | 6 | — | 6 |
| Barnizadores | 1 | — | 4 | — | — | — | 5 | — | — | — | 1 | — | — | — | — | — | — | — | 11 | — | 11 |
| Barredores | 8 | — | 23 | — | 7 | — | 3 | — | 1 | 2 | 1 | — | — | — | 6 | — | — | — | 49 | 3 | 52 |
| Barroteros | 4 | — | 34 | — | 10 | — | 8 | — | — | — | — | — | — | — | 337 | — | — | — | 448 | — | 448 |
| Bielaadores..... | — | — | — | — | — | — | 2 | — | — | — | — | — | — | — | — | — | — | — | 2 | — | 2 |
| Boxeadores..... | 1 | — | — | — | — | — | 3 | — | — | — | — | — | — | — | 1 | — | — | — | 6 | — | 6 |
| Bronceros | — | — | — | — | — | — | 1 | — | — | — | — | — | — | — | — | — | — | — | 1 | — | 1 |
| Buzos | 3 | — | — | — | — | — | 11 | — | 3 | — | — | — | — | — | 1 | — | — | — | 18 | — | 18 |
| Caballerizos | — | — | — | — | — | — | — | — | 1 | — | — | — | — | — | — | — | — | — | 1 | — | 1 |
| Cajistas | — | — | — | — | — | — | 1 | 5 | — | — | — | — | — | — | — | — | — | — | — | 5 | 5 |
| Calafates | 13 | — | — | — | — | — | 16 | — | 3 | — | 1 | — | — | — | 5 | — | — | — | 38 | — | 38 |
| Caldereros | 31 | — | 64 | — | 88 | — | 32 | — | 25 | — | 62 | — | — | — | 12 | — | — | — | 322 | — | 322 |
| Caligrafos | — | — | 9 | — | — | — | 1 | — | — | — | — | — | — | — | — | — | — | — | 1 | — | 1 |
| Camateros | 24 | 3 | — | 1 | — | — | 20 | 11 | — | — | 11 | 2 | — | — | — | — | — | — | 44 | 21 | 65 |
| Camineros | — | — | 32 | — | 5 | — | — | — | — | — | — | — | — | — | 17 | — | — | — | 81 | — | 81 |
| Canasteros | — | — | 3 | — | — | — | 3 | — | — | — | 1 | — | — | — | 1 | — | — | — | 9 | — | 9 |
| Canteros | — | 1 | — | — | — | — | 1 | — | 2 | — | — | — | — | — | — | — | — | — | 2 | — | 2 |
| Cantineros..... | — | — | — | — | — | — | — | — | — | — | — | — | — | — | — | — | — | — | 2 | — | 2 |
| Carceleros..... | 10 | — | 3 | — | — | — | 33 | — | 2 | — | — | — | — | — | — | — | — | — | 48 | — | 48 |
| Cardadores | — | — | — | — | — | — | 1 | 11 | — | — | — | — | — | — | — | — | — | — | 15 | — | 15 |
| Cardadores..... | — | — | — | — | — | — | — | — | — | — | — | — | — | — | — | — | — | — | 1 | — | 1 |
| Cargadores | 14 | — | 44 | — | 27 | — | 58 | — | 38 | — | 15 | — | — | — | 42 | — | — | — | 251 | — | 251 |
| Carabineros | 100 | — | 69 | — | 141 | — | 280 | — | 8 | — | 75 | — | — | — | 3 | — | — | — | 745 | — | 745 |
| Carniceros | 2 | — | 5 | — | 14 | — | 38 | — | — | — | 6 | — | — | — | — | — | — | — | 1 | — | 1 |
| Carpinteros | 155 | — | 120 | — | 224 | — | 443 | — | 26 | — | 128 | — | — | — | 64 | — | — | — | 1.187 | — | 1.187 |
| Carroceros..... | 33 | — | 50 | — | 53 | — | 33 | — | 18 | — | 40 | — | — | — | 3 | — | — | — | 238 | — | 238 |
| Carreteros | 13 | — | 6 | — | 4 | — | 74 | — | 1 | — | 6 | — | — | — | 42 | — | — | — | 151 | — | 151 |
| Cartógrafos | — | — | — | — | — | — | 1 | — | — | — | — | — | — | — | — | — | — | — | 2 | — | 2 |
| Cazadores..... | — | — | 1 | — | — | — | — | — | — | — | — | — | — | — | — | — | — | — | — | — | — |
| Cerrajeros..... | — | — | — | — | — | — | 3 | — | — | — | — | — | — | — | 2 | — | — | — | 5 | — | 5 |
| Cesteros | — | — | — | — | — | — | 1 | — | 3 | — | — | — | — | — | — | — | — | — | 1 | — | 1 |
| Cigarreros..... | — | — | — | — | — | — | — | — | 1 | — | — | — | — | — | — | — | — | — | — | 4 | 4 |
| Cinzeladores | — | — | — | — | — | — | — | — | — | — | — | — | — | — | — | — | — | — | 2 | — | 2 |
| Cobradoros..... | — | — | — | — | — | — | 16 | — | — | — | 1 | — | — | — | — | — | — | — | 25 | — | 25 |
| Cocineros | 46 | 62 | 13 | 52 | 21 | 89 | 61 | 258 | — | 6 | 11 | 35 | 2 | 10 | 5 | 60 | — | — | 159 | 578 | 737 |
| Colchoneros | 12 | — | 3 | — | 8 | — | 4 | — | 2 | — | — | — | — | — | — | — | — | — | 4 | — | 4 |
| Comisionistas | — | — | — | — | — | — | 59 | — | — | — | — | — | — | — | — | — | — | — | 89 | — | 89 |
| Concretos | — | — | — | — | — | — | 1 | — | — | — | — | — | — | — | — | — | — | — | 3 | — | 3 |
| Confiteros | — | — | — | — | — | — | — | — | — | — | — | — | — | — | — | — | — | — | — | — | — |
| Constructores | 9 | — | 5 | | | | | | | | | | | | | | | | | | |

| PROVINCIA DE ANTOFAGASTA | TOCOPILLA | | TOCO | | CALAMA | | ANTOFA- GASTA | | MEJILLONES | | SIERRA GORDA | | AGUAS BLANCAS | | TALTAL | | CATALINA | | PROVINCIA | | |
|-----------------------------|-----------|-------|-------|-------|--------|-------|------------------|-------|------------|-----|-----------------|-------|------------------|----|--------|-----|----------|-----|-----------|--------|--------|
| | H. | M. | H. | M. | H. | M. | H. | M. | H. | M. | H. | M. | H. | M. | H. | M. | H. | M. | H. | M. | Total |
| | | | | | | | | | | | | | | | | | | | | | |
| Embaladores | | | 2 | | | | 1 | | 1 | | | | | | | | | | 3 | | 3 |
| Embalosadores | | | | | | | 1 | | | | | | | | | | | | 2 | | 2 |
| Embotelladores | | | | | | | 15 | | | | | | | | | | | | 15 | | 15 |
| Empalilladores | | | 2 | | | | | | | | | | | | 1 | | | | 3 | | 3 |
| Empapeladores | | | 1 | | | | | | | | | | | | | | | | 1 | | 1 |
| Empaquetadores | 1 | 2 | 5 | 6 | 1 | 1 | 2 | 9 | | | 1 | 5 | | | 1 | 2 | | | 11 | 25 | 36 |
| Encuadernadores | 2 | | 7 | | | | 9 | | | | 2 | | | | 1 | | | | 21 | | 21 |
| Enfermeros | | | | | | | 11 | 2 | 1 | | | | | | 1 | | | | 16 | 2 | 18 |
| Enferradores | 4 | | 3 | | | | 8 | | | | | 7 | | | 1 | 8 | | | 22 | 159 | 181 |
| Engrasadores | | | 1 | | | | 5 | | | | 1 | | | | | | | | 17 | | 17 |
| Enólogos | | | | | | | 1 | | | | | | | | | | | | 7 | | 7 |
| Enjuncadores | | | 2 | | | | 1 | | | | | | | | | | | | 1 | | 1 |
| Enrioladores | 29 | | 20 | | 1 | | | | | | 2 | | | | | | | | 52 | | 62 |
| Escritientes | | | 4 | | 2 | | 12 | 5 | | | 1 | | | | 1 | | | | 19 | 5 | 24 |
| Escritores | | | 1 | | | | 1 | | | | | | | | | | 1 | | 3 | | 4 |
| Esmaltadores | | | | | | 2 | 1 | | | | | | | | | | | | 1 | | 2 |
| Estadísticos | 1 | | 9 | 1 | 10 | | 7 | | | | 2 | | | | 2 | 2 | | | 31 | | 34 |
| Estiladores | 8 | | 2 | | | | 35 | | 5 | | 1 | | | | | | | | 50 | | 60 |
| Educadores | 35 | | 12 | | 19 | | 35 | | 1 | | 4 | | | | | | 1 | | 111 | | 111 |
| Estudiantes | 1.442 | 1.381 | 1.098 | 1.047 | 2.150 | 2.014 | 4.984 | 5.244 | 243 | 231 | 1.012 | 1.007 | 21 | 16 | 734 | 678 | 177 | 168 | 11.851 | 11.785 | 23.636 |
| Exploadores | 2 | | | | | | | | | | | | | | | | | | 2 | | 2 |
| Farmacéuticos | 5 | 1 | 2 | 2 | 3 | 1 | 10 | 6 | 1 | | 2 | 1 | | | 3 | 2 | | | 26 | 13 | 39 |
| Fiambreros | | | | | | | 1 | | | | | | | | | | | | 1 | | 1 |
| Fleteros | 61 | | 1 | | | | 106 | | | | | | | | | | | | 168 | | 168 |
| Floristas | 1 | 3 | 4 | | 3 | 1 | 1 | 2 | | | | | | | 1 | 4 | | | 10 | 10 | 20 |
| Fogoneros | 44 | | 33 | | 47 | | 71 | | 11 | | 37 | | | 1 | 27 | | 16 | | 287 | | 287 |
| Fotografadores | | | | | | | 2 | | | | | | | | | | | | 2 | | 2 |
| Fotógrafos | 5 | 2 | 23 | | 8 | | 21 | 2 | | 1 | 4 | | | | 1 | | 1 | | 63 | 6 | 69 |
| Fundidores | 2 | | 60 | | 87 | | 22 | | 16 | | 5 | | | | 8 | 4 | 1 | | 200 | 4 | 204 |
| Gasfiteros | 22 | | 10 | | 14 | | 34 | | | | 10 | | | | 4 | | 1 | | 95 | | 96 |
| Céologos | | | | | 3 | | | | | | | | | | | | | | 3 | | 3 |
| Herreros | 33 | | 67 | | 65 | | 62 | | 12 | | 62 | | 1 | | 30 | | 13 | | 345 | | 345 |
| Hieladeros | 2 | 2 | | | 4 | | 2 | | | | | | | | 2 | | 2 | | 12 | 2 | 14 |
| Hilanderos | | 1 | | | | 7 | 1 | | | | | | | | | | | | 1 | | 9 |
| Hojalteros | | | 1 | | 2 | | 5 | | 1 | | 3 | | | | 2 | | | | 14 | | 14 |
| Hortelanos | 5 | | 3 | | 1 | | 30 | | | | | | | | | | | | 39 | | 39 |
| Horneros | | | 2 | | 8 | | | | | | | | | | | | | | 10 | | 10 |
| Huseros | | | | | | | 1 | | | | | | | | | | | | 1 | | 1 |
| Impresores | | | 4 | | 4 | | 1 | | | | 6 | | | | 2 | | 2 | | 19 | | 19 |
| Ingenieros | 46 | | 13 | | 66 | | 79 | | 5 | | 29 | | 1 | | 19 | | 3 | | 261 | | 261 |
| Inspectores | 15 | 1 | 9 | | 23 | | 37 | 5 | 3 | | 7 | | | | 2 | | | | 96 | 6 | 102 |
| Jarceros | | | 5 | | 1 | | 6 | | | | | | | | | | | | 12 | | 12 |
| Jardineros | 31 | | 13 | | 3 | | 78 | | 3 | | 9 | | | | 9 | | 2 | | 148 | | 148 |
| Jinetes | | | 5 | | | | 9 | | | | | | | | 1 | | | | 15 | | 15 |
| Jornaleros | 1.454 | 52 | 1.987 | 47 | 2.637 | 124 | 2.554 | 131 | 301 | 8 | 2.610 | 23 | 280 | 3 | 715 | 11 | 736 | 3 | 13.174 | 402 | 13.576 |
| Joyeros | 2 | | 2 | | 8 | 1 | 181 | 21 | 4 | | 5 | | | | 8 | 1 | 1 | 2 | 229 | 30 | 269 |
| Jubilados | 16 | 6 | 6 | | 8 | | | | | | | | | | | | | | 41 | | 41 |
| Ladrilleros | | | 7 | | 7 | | 28 | | 1 | | 5 | | | | 8 | | 3 | | 69 | | 69 |
| Laminadores | | | 1 | | 2 | | | | | | | | | | | | 1 | | 2 | | 2 |
| Lancheros | 111 | | 1 | | | | 167 | | 21 | | 2 | | | | 33 | | | | 328 | | 328 |
| Lavaderos | 7 | 145 | | 41 | 128 | | 442 | | 2 | 8 | | 35 | | | 61 | | 4 | | 13 | 864 | 877 |
| Lecheros | | | | | 1 | | 3 | | 1 | | | | | | | | | | 4 | | 4 |
| Leñadores | 2 | | | | 2 | | | | | | | | | | 1 | | 3 | | 8 | | 8 |
| Libreros | 1 | 1 | | | 1 | | 6 | | | | | | | | | | | | 2 | | 1 |
| Liotipistas | 4 | | 5 | | | | 10 | | 1 | | 2 | | | | 4 | | 7 | | 38 | | 38 |
| Litógrafos | | | | | | | 5 | | | | | | | | | | | | 6 | | 7 |
| Litógrafos | 1 | | | | | | 21 | | 4 | | 4 | | | | 3 | | | | 40 | | 40 |
| Lustrabotas | 1 | | 6 | | 1 | | | | | | | | | | | | | | | | |
| Llaveros | 1 | 1 | 2 | | 5 | | 1 | 5 | 2 | | 10 | | | | 3 | 1 | 4 | 1 | 28 | 8 | 36 |
| Malleros | | | | | | | 1 | | | | | | | | | | | | 1 | | 1 |
| Maquinistas | 28 | | 119 | | 148 | | 62 | 1 | 7 | | 103 | | 1 | | 17 | | 9 | | 494 | 1 | 495 |
| Marginadores | | | | | | | | | | | | | | | 1 | | | | 1 | | 1 |
| Marrinos | 137 | | | | | | 141 | | 3 | | 1 | | | | 17 | | | | 299 | | 299 |
| Marronquinos | 4 | | 11 | | 16 | | 5 | | | | 1 | | | | 2 | | | | 39 | | 39 |
| Martilleros | 2 | | | | | | 2 | | | | | | | | 1 | | | | 6 | | 6 |
| Masajistas | | | | | | | | | | | | | | | | | | | 1 | | 1 |
| Matarifes | 9 | | 2 | | 5 | | 25 | | 1 | | 2 | | | | 2 | | | | 45 | | 45 |
| Matronas | | | 2 | | 5 | | 16 | | 2 | 1 | 8 | | 2 | | 1 | | 1 | | 34 | | 34 |
| Mayordomos | 17 | | 12 | | 8 | | 41 | | 5 | | 8 | | 3 | | 5 | | 1 | | 99 | | 110 |
| Mecánicos | 301 | | 804 | | 961 | | 575 | | 73 | | 664 | | 15 | | 84 | | 80 | | 3.577 | | 3.577 |
| Mecanógrafos | 1 | | 1 | | 2 | | 4 | | | | 1 | | | | | | | | 4 | | 4 |
| Médicos | 7 | | 3 | | 10 | | 26 | | 2 | 1 | 4 | | | | 2 | | | | 54 | | 57 |
| Mendigos | | | 2 | | 5 | | 1 | | 5 | | 3 | | | | 1 | | | | 16 | | 18 |
| Mensajeros | 10 | 1 | 22 | | 11 | | 41 | | 1 | 7 | | 25 | | | 13 | | 5 | | 154 | | 156 |
| Mercaderes | | 56 | | | 6 | | 28 | | 20 | | 25 | | | | 4 | | | | 113 | | 113 |
| Militares | | | | | 184 | | 529 | | 2 | | 2 | | | | | | | | 715 | | 715 |
| Mineiros | 434 | | 144 | | 1.194 | | 115 | | 2 | | 265 | | 26 | | 102 | | 192 | | 2.474 | | 2.474 |
| Modistas | | 56 | | 49 | 88 | | 279 | | 2 | 2 | 21 | | | | 16 | | 3 | | 614 | | 614 |
| Molineros | | | | | | | 1 | | 2 | | 2 | | 1 | | | | 2 | | 8 | | 8 |
| Moteros | | | 6 | | 4 | | 2 | | 3 | | 5 | | | | | | | | 14 | | 19 |
| Motoristas | 24 | | 43 | | 12 | | 22 | | 3 | | 25 | | | | 9 | | 23 | | 162 | | 162 |
| Movilizadores | 12 | | | | | | 1 | | 1 | | | | | | | | | | 14 | | 14 |
| Músicos | 9 | 2 | 11 | | 4 | 22 | 1 | 36 | 4 | | 9 | | | | 14 | | | | 101 | 11 | 112 |
| Niñeras | | 9 | | | 4 | | 14 | | 42 | | 3 | | 3 | | | | 13 | | | | 88 |
| Niqueladores | | | | | | | | | | | 2 | | | | 2 | | | | 4 | | 4 |
| Niveladores | 1 | | 1 | | 5 | | 4 | | | | 2 | | | | | | | | 14 | | 14 |
| Oficinistas | 416 | 81 | 343 | | 56 | 724 | 248 | 1.655 | 370 | 82 | 5 | 415 | 65 | 14 | 1 | 205 | 19 | 85 | 3.939 | 848 | 4.787 |
| Operadores | 9 | | 187 | | 46 | | | | | | 72 | | | | 2 | | | | 316 | | 316 |
| Ortopédicos | | | | | | | 1 | | | | | | | | | | | | 1 | | 1 |

| PROVINCIA DE ANTOFAGASTA | TOCOPILLA | | TOCO | | CALAMA | | ANTOFA-GASTA | | MEJILLONES | | SIERRA GORDA | | AGUAS BLANCAS | | TALTAL | | CATALINA | | PROVINCIA | | | | |
|-------------------------------|-----------|----|------|----|--------|----|--------------|-----|------------|----|--------------|----|---------------|----|--------|----|----------|----|-----------|----|-------|-----|-----|
| | H. | M. | H. | M. | H. | M. | H. | M. | H. | M. | H. | M. | H. | M. | H. | M. | H. | M. | H. | M. | Total | | |
| | | | | | | | | | | | | | | | | | | | | | | In | M. |
| Ordeñadores... | 2 | — | — | — | — | — | 1 | 1 | — | — | — | — | — | — | — | — | — | — | — | — | 3 | 2 | 5 |
| Panaderos..... | 65 | — | 53 | — | 69 | — | 166 | — | 3 | — | 23 | — | 1 | — | 34 | — | 8 | — | — | — | 422 | — | 422 |
| Panteoneros..... | 1 | — | — | — | 1 | — | 3 | — | — | — | — | — | — | — | — | — | — | — | — | — | 5 | — | 5 |
| Pasteleros..... | 2 | 2 | 2 | — | — | — | 43 | — | — | — | — | — | — | — | — | — | — | — | — | — | 19 | 4 | 23 |
| Peleteros..... | — | — | — | — | 1 | — | 1 | — | — | — | — | — | — | — | — | — | — | — | — | — | 1 | 1 | 2 |
| Pedriceros..... | — | — | — | — | — | — | 1 | — | 1 | — | — | — | — | — | — | — | — | — | — | — | 2 | 2 | 4 |
| Peluqueros..... | 31 | 4 | 15 | 7 | 32 | 9 | 73 | 26 | 3 | — | 13 | — | — | — | 6 | 1 | — | — | — | — | 173 | 47 | 220 |
| Perforadores..... | 10 | — | 185 | — | 91 | — | 147 | — | — | — | 18 | — | — | — | 13 | — | — | — | — | — | 319 | — | 319 |
| Periodistas..... | 4 | 1 | — | — | 2 | — | 18 | — | — | — | 1 | — | — | — | 1 | — | — | — | — | — | 26 | 1 | 27 |
| Pescadores..... | 101 | — | 1 | — | — | — | 147 | — | 22 | — | — | — | — | — | 41 | — | — | — | — | — | 312 | — | 312 |
| Pintores..... | 35 | — | 39 | — | 39 | — | 81 | — | 15 | — | 20 | — | — | — | 3 | — | — | — | — | — | 223 | — | 223 |
| Picadores de leña..... | 1 | — | — | — | — | — | 2 | — | — | — | — | — | — | — | — | — | — | — | — | — | 2 | — | 2 |
| Pirograbadores..... | — | — | — | — | — | — | 2 | — | — | — | — | — | — | — | — | — | — | — | — | — | — | — | — |
| Plantilleros..... | — | — | — | — | — | — | — | — | — | — | — | — | — | — | 1 | — | — | — | — | — | 1 | — | 1 |
| Plateros..... | 1 | — | — | — | — | — | — | — | — | — | — | — | — | — | — | — | — | — | — | — | — | — | — |
| Plomeros..... | — | — | 8 | — | 27 | — | — | — | — | — | — | — | — | — | — | — | — | — | — | — | 55 | — | 55 |
| Porteros..... | 10 | 2 | 5 | — | 10 | — | 46 | 3 | — | — | 3 | — | — | — | 16 | — | — | — | — | — | 90 | 6 | 96 |
| Practicantes..... | 10 | 1 | 12 | 4 | 33 | 2 | 35 | 27 | 2 | 1 | 14 | — | — | 1 | 7 | — | 4 | 1 | — | — | 118 | 37 | 155 |
| Prensistas..... | 13 | — | 1 | — | — | — | 15 | — | — | — | 1 | — | — | — | 1 | — | — | — | — | — | 21 | — | 21 |
| Preparadores de caballos..... | — | — | — | — | — | — | 25 | — | — | — | — | — | — | — | — | — | — | — | — | — | 25 | — | 25 |
| Profesores..... | 26 | 39 | 14 | 25 | 27 | 75 | 136 | 208 | 2 | 6 | 14 | 29 | — | — | 17 | 28 | — | 3 | — | — | 256 | 415 | 649 |
| Químicos..... | 3 | — | 6 | — | 20 | — | 13 | 1 | — | — | 22 | — | — | — | 2 | — | 4 | — | — | — | 70 | 1 | 71 |
| Radiotelegrafistas..... | — | — | 1 | — | 2 | — | 22 | — | — | — | — | — | 3 | — | — | — | — | — | — | — | 28 | — | 28 |
| Recaudadores..... | 3 | — | 3 | — | 1 | 2 | 5 | 8 | — | — | 1 | — | — | — | 2 | 3 | 2 | — | — | — | 17 | 13 | 30 |
| Redactores..... | — | — | — | — | — | — | 1 | — | — | — | — | — | — | — | 1 | — | — | — | — | — | 2 | — | 2 |
| Regadores..... | — | — | — | — | — | — | 1 | — | — | — | — | — | — | — | — | — | — | — | — | — | 2 | — | 2 |
| Relojeros..... | 6 | — | — | — | 3 | — | 13 | — | — | — | — | — | — | — | 1 | — | — | — | — | — | 22 | — | 22 |
| Religiosos..... | — | — | 1 | — | — | — | 5 | 39 | — | — | — | — | — | — | 3 | — | — | — | — | — | 9 | 39 | 48 |
| Repartidores..... | 6 | — | — | — | 4 | — | 39 | — | 1 | — | — | — | — | — | 3 | — | — | — | — | — | 44 | — | 44 |
| Rentistas..... | 6 | 11 | — | — | 17 | 42 | 69 | 63 | 1 | — | — | — | — | — | 5 | 6 | 1 | — | — | — | 90 | 122 | 212 |
| Remachadores..... | — | — | 1 | — | — | — | — | — | — | — | — | — | — | — | — | — | — | — | — | — | 1 | — | 1 |
| Reos..... | 1 | — | — | — | 26 | — | 225 | 5 | 2 | — | — | — | — | — | 3 | — | — | — | — | — | 257 | 5 | 262 |
| Repujadores..... | — | — | 1 | — | — | — | 3 | — | — | — | — | — | — | — | — | — | — | — | — | — | 6 | 4 | 10 |
| Ripiadores..... | — | — | 9 | — | 6 | — | — | — | — | — | 10 | — | — | — | 6 | — | — | — | — | — | 30 | — | 30 |
| Sastres..... | 30 | — | 31 | — | 69 | — | 92 | — | 3 | — | 32 | — | 1 | — | 10 | 2 | 1 | — | — | — | 269 | 2 | 271 |
| Sepultureros..... | 3 | — | 1 | — | 1 | — | 1 | — | — | — | — | — | — | — | — | — | — | — | — | — | 6 | — | 6 |
| Soldados..... | 13 | — | 30 | — | 79 | — | 12 | — | 5 | — | 22 | — | — | — | 3 | — | — | — | — | — | 169 | — | 169 |
| Suplementeros..... | 3 | — | 4 | — | — | — | 18 | — | 1 | — | — | — | — | — | — | — | — | — | — | — | 25 | 1 | 26 |
| Serenos..... | 79 | — | 10 | — | 63 | — | 133 | 3 | 9 | — | 98 | — | — | — | 27 | — | 7 | — | — | — | 426 | 3 | 429 |
| Talladores..... | — | — | — | — | — | — | 2 | — | — | — | — | — | — | — | — | — | — | — | — | — | 2 | — | 2 |
| Taquígrafos..... | — | 5 | 1 | — | 3 | 2 | 5 | 3 | — | — | — | — | — | — | 1 | — | — | — | — | — | 5 | 9 | 14 |
| Tapiceros..... | 1 | — | 2 | — | — | — | 19 | — | 1 | — | — | — | — | — | — | — | — | — | — | — | 10 | — | 10 |
| Tarjadores..... | — | — | — | — | — | — | 1 | — | — | — | — | — | — | — | — | — | — | — | — | — | 21 | — | 21 |
| Tejedores..... | — | — | — | — | — | — | 23 | — | — | — | — | — | — | — | — | — | — | — | — | — | 2 | 34 | 36 |
| Tenedor de libros..... | — | — | — | — | — | — | 2 | — | — | — | — | — | — | — | — | — | — | — | — | — | 6 | — | 6 |
| Telegrafistas..... | 11 | 4 | 4 | 13 | 9 | 1 | 38 | 20 | 1 | 9 | 1 | 2 | — | — | — | 2 | 4 | — | — | — | 77 | 42 | 119 |
| Tintoreros..... | — | — | — | — | — | — | 2 | — | — | — | — | — | — | — | — | — | — | — | — | — | 2 | — | 2 |
| Tipógrafos..... | 8 | — | — | — | 11 | — | 63 | — | — | — | 3 | — | — | — | 5 | — | — | — | — | — | 81 | — | 81 |
| Toncleros..... | 1 | — | — | — | — | — | 1 | — | — | — | — | — | — | — | — | — | — | — | — | — | 3 | — | 3 |
| Topógrafos..... | 4 | — | — | — | 6 | — | 2 | — | — | — | 2 | — | — | — | — | — | — | — | — | — | 15 | — | 15 |
| Torneros..... | 14 | — | 80 | — | 75 | — | 24 | — | 30 | — | 51 | — | — | — | 9 | — | 2 | — | — | — | 285 | — | 285 |
| Tranviarios..... | — | — | — | — | — | — | 1 | — | — | — | — | — | — | — | — | — | — | — | — | — | 1 | — | 1 |
| Trapicheros..... | — | — | — | — | — | — | — | — | — | — | — | — | — | — | — | — | — | — | — | — | 3 | — | 3 |
| Trenzadores..... | 1 | 2 | 1 | — | 1 | — | — | — | — | — | — | — | — | — | — | — | — | — | — | — | 1 | — | 1 |
| Turistas..... | — | — | — | — | — | — | 3 | 8 | — | — | — | — | — | — | — | — | — | — | — | — | 4 | 8 | 12 |
| Urdidores..... | 1 | — | 2 | — | — | — | — | — | — | — | — | — | — | — | 2 | — | — | — | — | — | 5 | — | 5 |
| Vacunadores..... | 1 | — | — | — | — | — | 1 | — | — | — | — | — | — | — | — | — | — | — | — | — | 2 | — | 2 |
| Vacudadores..... | 1 | — | 2 | — | — | — | — | — | — | — | 1 | — | — | — | — | — | — | — | — | — | 4 | — | 4 |
| Vendedores..... | 12 | 2 | 35 | 3 | 52 | 23 | 11 | 8 | — | — | 3 | 3 | — | — | 44 | 10 | — | — | — | — | 157 | 50 | 207 |
| Veterinarios..... | 1 | — | — | — | — | — | 2 | — | — | — | — | — | — | — | — | — | — | — | — | — | 3 | — | 3 |
| Viticultores..... | — | — | — | — | — | — | 1 | — | — | — | — | — | — | — | — | — | — | — | — | — | 3 | — | 3 |
| Vitifateros..... | — | — | 3 | — | — | — | — | — | — | — | — | — | — | — | — | — | — | — | — | — | 6 | — | 6 |
| Vulcanizadores..... | — | — | 4 | — | 4 | — | 6 | — | — | — | 1 | — | — | — | 1 | — | — | — | — | — | 15 | — | 15 |
| Zapateros..... | 53 | — | 16 | — | 38 | — | 172 | — | 2 | — | 15 | — | — | — | 12 | — | 1 | — | — | — | 309 | — | 309 |
| Electricistas..... | 106 | — | 263 | — | 312 | — | 84 | — | 14 | — | 186 | — | 1 | — | 16 | — | 8 | — | — | — | 990 | — | 990 |
| Mueblistas..... | | | | | | | | | | | | | | | | | | | | | | | |

OCUPACIONES POR SEXO Y COMUNAS

| PROVINCIA DE ATACAMA | CHAÑARAL | | COPIAPÓ | | CALDERA | | TIERRA AMARILLA | | VALLENAR | | FREIRINA | | HUASCO | | PROVINCIA | | |
|--------------------------|----------|-------|---------|-------|---------|-----|--------------------|-------|----------|-------|----------|-------|--------|-------|-----------|--------|--------|
| | H. | M. | H. | M. | H. | M. | H. | M. | H. | M. | H. | M. | H. | M. | H. | M. | Total |
| | | | | | | | | | | | | | | | | | |
| Sin especificar..... | 3.228 | 7.409 | 2.937 | 7.283 | 261 | 627 | 830 | 1.696 | 3.898 | 7.956 | 1.079 | 2.213 | 512 | 1.126 | 12.745 | 28.312 | 41.057 |
| Abogados..... | 1 | | 5 | | | | | | 6 | | | | | | 12 | | 12 |
| Adivinos..... | 2 | 1 | 1 | | | | | | | | | | | | 3 | 1 | 4 |
| Agricultores..... | 11 | 6 | 247 | 12 | 5 | | 61 | 4 | 543 | 118 | 48 | 1 | 52 | 4 | 967 | 145 | 1.112 |
| Agrimensores..... | 1 | | | | | | | | 1 | | | | | | 2 | | 2 |
| Agrónomos..... | | | 2 | | | | | | 2 | | | | | | 5 | | 5 |
| Albañiles..... | 102 | | 70 | | 4 | | 11 | | 41 | | 6 | | 7 | | 241 | | 241 |
| Alarifes..... | 18 | | 1 | | 1 | | | | 4 | | | | | | 25 | | 25 |
| Alfareros..... | 2 | 6 | | | | | | | 1 | | | | | | 4 | 6 | 10 |
| Amasadores..... | 4 | | 3 | | | | | | 6 | | | | | | 13 | | 13 |
| Amasanderos..... | | 1 | 2 | 1 | | | | | | | | | | | 2 | 2 | 4 |
| Aparceros..... | 1 | | | | | | | | 1 | | | | | | 2 | | 2 |
| Aparadores..... | | | | | | 1 | | | | | | | | | | 1 | 1 |
| Apicultores..... | | | | | | | | | | | | | 2 | | 2 | | 2 |
| Aplanchadores..... | | | | | | | | | | 1 | | | | | | 1 | 1 |
| Alcaldes..... | 1 | | | | | | | | | | | | | | 1 | | 1 |
| Armadores..... | | | 1 | | | | | | 2 | | | | | | 3 | | 3 |
| Arneros..... | | | 1 | | | | | | | | | | | | 1 | | 1 |
| Arquitectos..... | | | 1 | | | | | | | | | | | | 1 | | 1 |
| Arrieros..... | 38 | 3 | 30 | | 2 | | 22 | | 111 | 6 | 28 | | 15 | 1 | 246 | 10 | 256 |
| Artistas escultores..... | | | 1 | | | | 2 | | | | 1 | | | | 4 | | 4 |
| Artistas teatro..... | 3 | 1 | 2 | | | | | | | | | | | | 5 | 1 | 6 |
| Artistas circo..... | 3 | 2 | 1 | | | | | | | 1 | | | | | 4 | 3 | 7 |
| Artistas otros..... | | | | | | | | | | | 3 | 3 | | | 3 | 3 | 6 |
| Aserradores..... | 2 | | 1 | | | | | | 3 | | | | | | 6 | | 6 |
| Asfaltadores..... | 1 | | | | | | | | | | | | | | 1 | | 1 |
| Aurigas..... | | | 27 | | | | | | 18 | | 150 | | | | 195 | | 195 |
| Auxiliares..... | 211 | 5 | 1 | 1 | 1 | | 3 | | | 2 | | | 2 | | 218 | 8 | 226 |
| Aviadores..... | | | 3 | | | | | | | | | | | | 3 | | 3 |
| Avicultores..... | | | | | | | | | 2 | 1 | | | | | 2 | 1 | 3 |
| Bailarines..... | | 21 | | 8 | | | | | | 1 | | | | | | 30 | 30 |
| Baldoseros..... | | | 4 | | | | | | | | | | | | 5 | | 5 |
| Barnizadores..... | 2 | | 1 | | 1 | | | | | | | | | | 4 | | 4 |
| Barredores..... | | | 1 | | | | | | | | | | | | 2 | | 2 |
| Barreros..... | 196 | | 46 | | 27 | | 96 | | 22 | | | | 1 | | 387 | | 387 |
| Bordadores..... | | 1 | | 4 | | | | | | 4 | | | | | | 9 | 9 |
| Broncos..... | 3 | | 1 | | | | 1 | | | | | | | | 5 | | 5 |
| Buxos..... | 1 | | | | 2 | | | | | | | | | | 3 | | 3 |
| Calafates..... | 8 | | | | | | | | | | | | 3 | | 11 | | 11 |
| Caldereros..... | 47 | | 6 | | | | | | 3 | | | | | | 56 | | 56 |
| Caligrafos..... | | | 1 | | | | | | 1 | | | | | | 2 | | 2 |
| Camaderos..... | | 9 | | 4 | | | | | | | | | | | | 13 | 13 |
| Camineros..... | 9 | | 1 | | 1 | | | | 11 | | | | | | 22 | | 22 |
| Canasteros..... | | | 1 | | 5 | | 1 | | | | | | | | 4 | 8 | 12 |
| Canteros..... | 2 | | 1 | | | | | | 2 | | | | | | 6 | | 6 |
| Cantineros..... | 2 | | 3 | | | | | | 2 | | | | | | 7 | | 7 |
| Carceleros..... | | | 9 | | | | | | 8 | | | | | | 17 | | 17 |
| Carreteros..... | 56 | | 7 | | | | | | 9 | | 1 | | | | 72 | | 72 |
| Carabineros..... | 120 | | 68 | | 4 | | 12 | | 54 | | 11 | | 10 | | 279 | | 279 |
| Carpinteros..... | 10 | | 6 | | | | | | 4 | | | | | | 21 | | 21 |
| Carpinteros..... | 323 | | 163 | | 22 | | 29 | | 88 | | 38 | | 13 | | 676 | | 676 |
| Carroceros..... | 17 | | | | | | | | 1 | | | | | | 19 | | 19 |
| Carreros..... | 13 | | 29 | | 1 | | 10 | | 17 | | 1 | | | | 71 | | 71 |
| Cartógrafos..... | | | | | | | | | | | | | 1 | | 1 | | 1 |
| Cerrajeros..... | 3 | | 3 | | 2 | | 1 | | | | | | | | 9 | | 9 |
| Coladores..... | | | 2 | | | | | | 1 | | | | | | 5 | | 5 |
| Cocineros..... | 14 | 111 | 9 | 119 | 2 | 13 | 1 | 13 | 1 | 146 | | 30 | 2 | 24 | 27 | 455 | 482 |
| Colchoneros..... | | 1 | | 2 | | | | | | | | | | | 3 | | 3 |
| Comisionistas..... | 20 | | 8 | | 1 | | 1 | | 7 | | | | 3 | | 39 | 3 | 42 |
| Confiteros..... | | 1 | 1 | | | | | | | | | | | | 1 | 1 | 2 |
| Constructores..... | 14 | | 20 | | 2 | | 2 | | 16 | | | | | | 54 | | 54 |
| Contadores..... | 36 | 1 | 45 | 11 | 4 | | 8 | | 24 | 1 | 8 | | 4 | | 128 | 13 | 141 |
| Cortadores..... | 5 | | 1 | | | | | | 3 | | | | | | 7 | | 7 |
| Corteros..... | | | 3 | | | | | | 1 | | | | 1 | | 8 | | 8 |
| Corredores Comercio..... | 1 | | | | | | | | 3 | | | | | | 4 | | 4 |
| Costureras..... | | 119 | | 140 | | 10 | | 9 | | 170 | | 12 | | 13 | | 473 | 473 |
| Comerciantes..... | 345 | 96 | 461 | 104 | 39 | 11 | 39 | 11 | 337 | 126 | 51 | 13 | 49 | 12 | 1.511 | 373 | 1.684 |
| Curtidores..... | | | | | | | | | | | | | | | 1 | | 1 |
| Chamanteros..... | | | | 2 | | | | | | 3 | | | | | 1 | 8 | 6 |
| Choferes..... | 166 | | 116 | | 11 | | 22 | | 101 | | 22 | | 11 | | 449 | | 449 |
| Dactilógrafos..... | 2 | 5 | 2 | 3 | | | | | 1 | 1 | | | | | 5 | 9 | 14 |
| Deportistas..... | 1 | | | | | | | | | | | | | | 2 | | 2 |
| Dentistas..... | 2 | | 3 | 1 | | | | | 3 | | | | 1 | | 9 | 1 | 10 |
| Desollador..... | 1 | | | | | | | | | | | | | | 1 | | 1 |
| Desocupados..... | 49 | 5 | 49 | 5 | 4 | | 6 | 3 | 16 | | 6 | | 5 | | 134 | 13 | 147 |
| Dibujantes..... | 3 | | | | | | | | | | | | | | 3 | | 3 |
| Diplomático..... | 1 | | | | | | | | | | | | | | 1 | | 1 |
| Domésticos..... | | 229 | | 286 | 1 | 9 | 12 | 43 | | 319 | | 46 | | 22 | 13 | 984 | 967 |
| Ebanistas..... | | | 2 | | 1 | | | | | | | | | | 5 | | 5 |
| Embaldosadores..... | 2 | | 1 | | | | | | 3 | | | | | | 6 | | 6 |
| Embotelladores..... | 1 | | 2 | | | | | | | 2 | | | | | 3 | 3 | 5 |
| Empaquetadores..... | | 2 | 1 | | 1 | | | | 1 | | | | | | 3 | 2 | 2 |
| Encuadernadores..... | 2 | | | | | | | | | | | | | | 2 | | 2 |
| Enchupadores..... | 1 | | | | | | | | | | | | | | 1 | | 1 |
| Enfermeros..... | 6 | 27 | 2 | 4 | | | | | 2 | 2 | | | | 10 | 35 | 43 | |

| PROVINCIA DE ATACAMA | CHAÑARAL | | COPIAPÓ | | CALDERA | | TIERRA AMARILLA | | VALLENAR | | FREIRINA | | HUASCO | | PROVINCIA | | | |
|-------------------------|----------|-------|---------|-------|---------|-----|--------------------|-----|----------|-------|----------|-----|--------|-----|-----------|-------|--------|-------|
| | H. | M. | H. | M. | H. | M. | H. | M. | H. | M. | H. | M. | H. | M. | H. | M. | Total | |
| | | | | | | | | | | | | | | | | | | |
| Enfierradores | | | 3 | | | | | | 2 | | | | | | | | 5 | 5 |
| Enólogos | 3 | | 1 | | | | | | | | | | | | | | 4 | 4 |
| Enjuncadores | | | | | | | | | 1 | | | | | | | | 1 | 1 |
| Enrioladores | 1 | | | | | | | | 4 | | | | | | | | 5 | 5 |
| Escribientes | | | | 1 | | | | | | | | 1 | | | | | 3 | 3 |
| Escritores | 1 | | | | | | | | | | | | | | | | 1 | 1 |
| Estadísticos | 5 | 1 | 1 | | | | | 2 | | 7 | | 1 | 1 | | | 11 | 20 | |
| Estibadores | 11 | | | | | | | | | | | | 11 | | | 22 | 22 | |
| Estudadores | 4 | | 19 | | | | | | 3 | | | | | | 30 | 30 | 30 | |
| Estudiantes | 1.387 | 1.346 | 2.126 | 2.022 | 150 | 125 | 280 | 297 | 1.466 | 1.628 | 324 | 313 | 228 | 228 | 5.941 | 5.959 | 11.900 | |
| Explotadores | 1 | | | | | | | | | | | | | | 1 | | 1 | 1 |
| Farmacéuticos | 8 | 1 | 4 | 1 | | | | | 4 | | | | | | 16 | 2 | 18 | 18 |
| Fianbreros | | | | | | | | | 1 | | | | | | 1 | | 1 | 1 |
| Fleteros | 4 | | 3 | | 1 | | | | | | | | 4 | | 12 | | 12 | 12 |
| Floristas | 3 | 1 | | | | 1 | | | | | | | | | 3 | 2 | 5 | 5 |
| Fueneros | 34 | | 16 | | 1 | | | | 12 | | | | | | 63 | | 63 | 63 |
| Fotografador | | | | | 2 | | 1 | | | | | | | | 3 | | 3 | 3 |
| Fotógrafos | 6 | | 2 | | | | | | 3 | | 2 | | | | 13 | | 13 | 13 |
| Fundidores | 67 | | 2 | | | | | | 3 | | | | 1 | | 73 | | 73 | 73 |
| Gasfiteros | 27 | | 11 | | 1 | | | | 6 | | 1 | | | | 46 | | 46 | 46 |
| Geólogos | 2 | | | | | | | | | | | | | | 2 | | 2 | 2 |
| Herreros | 43 | | 29 | | | | 16 | | 33 | | 9 | | 3 | | 133 | | 133 | 133 |
| Hieladeros | 22 | | 1 | | | | | | 3 | | | | | | 26 | | 26 | 26 |
| Hojalateros | 9 | | 6 | | 1 | | | | 4 | | | | | | 20 | | 20 | 20 |
| Hortelanos | 1 | | 16 | | | | 1 | | 4 | | 1 | | 1 | | 14 | | 14 | 14 |
| Impresores | 2 | | 1 | | | | | | 1 | | | | | | 4 | | 4 | 4 |
| Ingenieros | 41 | | 23 | | | | 2 | | 12 | | 5 | | | | 83 | | 83 | 83 |
| Inspectores | 9 | | 14 | | 1 | | 1 | | 20 | 4 | 1 | | 1 | | 47 | 4 | 51 | 51 |
| Jarceros | 2 | | 2 | | | | | | 1 | | | | 1 | | 6 | | 6 | 6 |
| Jardineros | 4 | | 6 | | | | | | 6 | | 1 | | | | 17 | | 18 | 18 |
| Jornaleros | 2.353 | 28 | 1.416 | 63 | 277 | 2 | 696 | 26 | 1.963 | 109 | 514 | 12 | 335 | 3 | 7.454 | 243 | 7.697 | 7.697 |
| Joseros | 1 | | 2 | | | | | | 1 | | | | | | 4 | | 4 | 4 |
| Jubilados | 5 | 4 | 41 | 14 | | | 5 | | 30 | 16 | 5 | 2 | 1 | 1 | 87 | 37 | 124 | 124 |
| Ladrilleros | 12 | | 24 | | 10 | | | | 7 | | 1 | | | 2 | 56 | | 56 | 56 |
| Lancheros | 15 | | | | 10 | | | | | | | | 19 | | 44 | | 44 | 44 |
| Lavanderos | | 123 | | 179 | | 9 | | 16 | | 160 | | 36 | | 9 | 532 | | 532 | 532 |
| Lecheros | | 2 | 1 | 7 | | | 1 | | 6 | | | | | | 8 | 9 | 17 | 17 |
| Leñadores | 59 | | 2 | | 2 | | 2 | | 93 | | 8 | | 1 | | 167 | | 167 | 167 |
| Libreros | 2 | | | | | | | | 4 | | | | | | 6 | | 6 | 6 |
| Lindipistas | | | 2 | | 2 | | | | 1 | | | | 2 | | 7 | | 7 | 7 |
| Lustrabotas | 10 | | 17 | | 2 | | | | 4 | | | | | | 33 | | 33 | 33 |
| Llaveros | 1 | | 1 | 3 | | | | | | 1 | | 3 | | | 2 | 7 | 9 | 9 |
| Manicuras | | | | | | | | | | 3 | | | | | | 3 | 3 | 3 |
| Maquinistas | 26 | | 21 | | | | 2 | | 12 | | 2 | | 5 | | 68 | | 68 | 68 |
| Machinos | 2 | | 2 | | 4 | | | | | | | | 38 | | 46 | | 46 | 46 |
| Marroquinos | 2 | | 1 | | | | | | 1 | | | | | | 4 | | 4 | 4 |
| Matarifes | 7 | | 6 | | 1 | | 2 | | 2 | | | | 2 | | 20 | | 20 | 20 |
| Matronas | | 8 | | 6 | | | | | | 6 | | 1 | | 1 | 20 | | 20 | 20 |
| Masordomos | 3 | 1 | 16 | | 1 | | 16 | | 29 | | 8 | | 5 | | 78 | 1 | 79 | 79 |
| Mecánicos | 429 | 1 | 124 | | 7 | | 38 | | 70 | | 34 | | 13 | | 715 | | 715 | 715 |
| Mecanógrafos | 1 | | | | 4 | | | | 2 | | | | | | 7 | | 7 | 7 |
| Médicos | 11 | | 6 | | 2 | | 1 | | 6 | | 1 | | | | 27 | | 27 | 27 |
| Mendigos | 1 | | 1 | | 1 | | | | 1 | 4 | | | | | 4 | 4 | 8 | 8 |
| Mensajeros | 41 | | 7 | | 3 | | 2 | | 3 | | | | 3 | | 59 | | 59 | 59 |
| Mercaderes | | 31 | | 9 | | | | 4 | | 38 | | | | | 82 | | 82 | 82 |
| Militares | 2 | | 119 | | 4 | | 2 | | 1 | | 1 | | | | 129 | | 129 | 129 |
| Miñeros | 2.269 | | 1.423 | | 245 | | 417 | | 1.257 | | 850 | | 240 | | 6.701 | | 6.701 | 6.701 |
| Modistas | | 64 | | 92 | | 10 | | 3 | | 54 | | 7 | | 6 | 235 | | 235 | 235 |
| Molineros | 4 | | | | | | | | 1 | | 5 | | | | 10 | | 10 | 10 |
| Moteros | 3 | | 1 | | | | | | 3 | 4 | | | | 1 | 7 | 5 | 12 | 12 |
| Motoristas | 58 | | 5 | | | | 7 | | 13 | | 8 | | 4 | | 95 | | 95 | 95 |
| Músicos | 26 | | 15 | | | | | | 22 | | 3 | | 2 | | 68 | | 68 | 68 |
| Niñeras | | 33 | | 24 | | 3 | | 4 | | 23 | | 10 | | 4 | 101 | | 101 | 101 |
| Niveladores | 11 | | | | | | | | | | | | | | 11 | | 11 | 11 |
| Oficinistas | 619 | 58 | 352 | 112 | 38 | 7 | 39 | 4 | 210 | 42 | 57 | 9 | 33 | 2 | 1.248 | 234 | 1.482 | 1.482 |
| Operadores | 150 | | 2 | | | | | 4 | 2 | | | | 1 | | 155 | | 155 | 155 |
| Ordeñadores | | | 1 | | | | | 4 | | 27 | | 4 | | | 35 | | 40 | 40 |
| Panaderos | 67 | | 80 | | 6 | | 8 | 1 | 61 | 1 | 14 | | 8 | | 244 | 2 | 246 | 246 |
| Panteoneros | 2 | | 2 | | | | | | 2 | | 2 | | | | 6 | | 6 | 6 |
| Pasteleros | | | 2 | | | | | | 1 | | | | | | 5 | | 5 | 5 |
| Peluceros | 29 | 4 | 18 | 8 | 1 | | | | 17 | 1 | 2 | | 5 | 1 | 72 | 14 | 86 | 86 |
| Perforadores | 184 | | 1 | | | | 11 | | | | 4 | | | | 200 | | 200 | 200 |
| Periodistas | 5 | | 3 | | 1 | | | | 6 | | 1 | | | | 15 | | 16 | 16 |
| Pescadores | 13 | | 2 | | 39 | | | | | | | | 32 | | 94 | | 94 | 94 |
| Pintores | 26 | | 11 | | | | 1 | | 7 | | 2 | | 2 | | 49 | | 49 | 49 |
| Piñadores leña | | | | | 1 | | | | | | | | 1 | | 2 | | 2 | 2 |
| Piñeros | 30 | | | | | | | | | | | | | | 30 | | 30 | 30 |

| PROVINCIA DE ATACAMA | CHAÑARAL | | COPIAÑO | | CALDERA | | TIERRA AMARILLA | | VALLENAR | | FRZIRINA | | HUACCO | | PROVINCIA | | | | |
|----------------------------|----------|-------|---------|--------|---------|-----|--------------------|-------|----------|--------|----------|-------|--------|-------|-----------|--------|--------|----|-----|
| | H. | M. | H. | M. | H. | M. | H. | M. | H. | M. | H. | M. | H. | M. | H. | M. | Total | | |
| Porteros | 8 | 1 | 16 | 1 | 1 | — | — | — | 7 | — | — | — | — | — | — | — | 32 | 2 | 34 |
| Practicantes | 30 | 1 | 12 | 2 | 1 | 2 | 1 | 1 | 9 | 6 | 3 | — | 3 | — | — | — | 59 | 12 | 71 |
| Prensistas | 3 | — | 1 | — | — | — | — | — | 1 | — | — | — | — | — | — | — | 5 | — | 5 |
| Profesores | 26 | 50 | 86 | 85 | 4 | 7 | 1 | 9 | 25 | 57 | 5 | 10 | 7 | 9 | 161 | 225 | 376 | — | — |
| Químicos | 26 | — | 14 | 1 | — | — | 3 | — | 12 | — | 2 | — | — | — | 56 | 1 | 57 | — | — |
| Radiotelegrafistas | — | — | 2 | — | 1 | — | — | — | 3 | — | — | — | 1 | — | 7 | — | 7 | — | 7 |
| Recaudadores | — | — | 3 | — | — | 1 | — | — | — | 3 | — | — | — | 1 | 3 | 5 | 5 | — | 8 |
| Redactores | — | — | 2 | — | — | — | — | — | — | — | — | — | — | — | 2 | — | 2 | — | 2 |
| Regadores | — | — | — | — | — | — | 3 | — | 7 | — | — | — | — | — | 10 | — | 10 | — | 10 |
| Relojeros | 3 | — | 7 | — | 2 | — | — | — | 2 | — | — | — | — | — | 14 | — | 14 | — | 14 |
| Religiosos | — | — | 2 | — | 1 | — | — | — | 1 | — | — | — | — | — | 4 | — | 4 | — | 4 |
| Religiosos | — | — | 16 | — | — | — | — | — | — | — | — | — | — | — | 14 | — | 14 | — | 14 |
| Repartidores | 4 | — | 13 | — | — | — | — | — | 7 | — | 1 | — | — | — | 26 | — | 26 | — | 26 |
| Rentistas | 7 | 10 | 18 | 58 | 1 | 1 | 5 | 1 | 10 | 46 | 2 | 6 | 4 | 1 | 47 | 125 | 170 | — | 170 |
| Rcos | — | — | 21 | — | — | — | — | — | — | 1 | — | — | — | — | 21 | — | 21 | — | 21 |
| Repujadores | 1 | — | 4 | — | — | — | — | — | — | — | — | — | — | — | 5 | — | 5 | — | 5 |
| Saútes | 41 | — | 26 | — | — | — | 1 | — | 19 | — | 3 | — | — | — | 90 | — | 90 | — | 90 |
| Sepultureros | — | — | — | — | — | — | — | — | — | — | — | — | — | — | 1 | — | 1 | — | 1 |
| Soldadores | 14 | — | — | — | — | — | — | — | — | — | — | — | — | — | 15 | — | 15 | — | 15 |
| Suplementeros | — | — | 2 | — | — | — | — | — | 4 | — | — | — | — | — | 7 | — | 7 | — | 7 |
| Serenos | 47 | — | 20 | 2 | 1 | — | 12 | — | 18 | — | 6 | — | 4 | — | 107 | 2 | 109 | — | 109 |
| Talladores | — | — | — | — | 1 | — | — | — | — | — | — | — | — | — | 1 | — | 1 | — | 1 |
| Taquígrafos | 2 | — | 1 | 1 | — | — | — | — | — | — | — | — | — | — | 3 | — | 3 | — | 3 |
| Tapiceros | 1 | — | 1 | — | — | — | 1 | — | 1 | — | — | — | — | — | 4 | — | 4 | — | 4 |
| Tarjadores | — | — | — | — | 1 | — | — | — | 1 | — | — | — | — | — | 2 | — | 2 | — | 2 |
| Tejedores | — | — | — | — | — | — | — | — | 1 | — | — | — | — | — | 1 | — | 1 | — | 1 |
| Tenedores de libros | 1 | — | — | 2 | — | — | — | — | — | 44 | — | — | — | — | 1 | — | 49 | — | 50 |
| Telegrafistas | 10 | 8 | 20 | 16 | — | — | 1 | 2 | 11 | 3 | 1 | — | 1 | — | 44 | 30 | 74 | — | 74 |
| Tintoreros | 1 | — | 2 | — | — | — | — | — | 2 | — | — | — | — | — | 6 | — | 6 | — | 6 |
| Tipógrafos | 6 | — | 4 | — | — | — | — | — | 4 | — | — | — | — | — | 17 | — | 17 | — | 17 |
| Tipógrafos | 2 | — | — | — | — | — | — | — | 1 | — | — | — | — | — | 3 | — | 3 | — | 3 |
| Toncleros | 1 | — | 3 | — | — | — | — | — | 3 | — | — | — | — | — | 7 | — | 7 | — | 7 |
| Topógrafos | 29 | — | — | — | — | — | 2 | — | 4 | — | — | — | — | — | 35 | — | 35 | — | 35 |
| Turneros | 3 | — | — | — | — | — | — | — | — | — | — | — | — | — | 3 | — | 3 | — | 3 |
| Turistas | — | — | — | — | — | — | — | — | — | — | — | — | — | — | — | — | — | — | — |
| Urdidores | 2 | — | — | — | — | — | — | — | — | 1 | — | — | — | — | 2 | 1 | 3 | — | 3 |
| Vacadores | 4 | — | — | — | — | — | — | — | — | — | — | — | — | — | 4 | — | 4 | — | 4 |
| Vendedores | 64 | 22 | 3 | 9 | 1 | — | — | — | 4 | 1 | — | — | 1 | — | 73 | 33 | 105 | — | 105 |
| Veterinarios | — | — | 2 | — | — | — | — | — | 1 | — | — | — | — | — | 3 | — | 3 | — | 3 |
| Vibrieros | — | — | 1 | — | — | — | — | — | — | — | — | — | — | — | 1 | — | 1 | — | 1 |
| Vinicultores | — | — | — | — | — | — | — | — | 1 | — | — | — | — | — | 2 | — | 2 | — | 2 |
| Vulcanizadores | 2 | — | 3 | — | — | — | — | — | — | — | — | — | — | — | 5 | — | 5 | — | 5 |
| Zapateros | 39 | — | 39 | — | 4 | — | 1 | — | 32 | — | 5 | — | — | — | 120 | — | 120 | — | 120 |
| Electricistas | 157 | — | 14 | — | 2 | — | 3 | — | 10 | — | 4 | — | 4 | — | 194 | — | 194 | — | 194 |
| Mueblistas | 10 | — | 3 | — | — | — | — | — | 3 | — | — | — | — | — | 16 | — | 16 | — | 16 |
| Telefonistas | 3 | 10 | 5 | 4 | — | 1 | — | 4 | — | 3 | — | — | — | — | 8 | 22 | 30 | — | 30 |
| Cuidadores | 91 | 1 | 6 | 1 | — | 1 | — | — | 3 | 2 | 1 | 1 | — | — | 101 | 6 | 107 | — | 107 |
| Talabarteros | 2 | — | 4 | — | — | — | — | — | 4 | — | 1 | — | — | — | 13 | — | 13 | — | 13 |
| Administradores | 16 | 3 | 29 | 2 | 10 | — | 13 | 1 | 67 | 8 | 11 | 1 | 9 | — | 154 | 15 | 169 | — | 169 |
| Carteros | 1 | — | 3 | — | — | — | — | — | 1 | — | — | — | — | — | 5 | — | 5 | — | 5 |
| Hoteleros | 2 | 3 | — | — | — | — | — | — | 1 | 1 | 2 | 1 | — | — | 5 | 5 | 10 | — | 10 |
| Mozos | 91 | — | 49 | — | — | — | 1 | — | 44 | — | 13 | — | 7 | — | 205 | — | 205 | — | 205 |
| Sacerdotes | 1 | — | 4 | — | — | — | 2 | — | 6 | — | 1 | — | — | — | 14 | — | 14 | — | 14 |
| Visitadoras Sociales | — | — | — | 1 | — | — | — | — | — | 1 | — | — | — | — | — | 2 | 2 | — | 2 |
| Detectives | — | — | 13 | — | — | — | — | — | 3 | — | — | — | — | — | 16 | — | 16 | — | 16 |
| Industriales | 20 | 1 | 34 | — | 4 | — | 3 | — | 18 | — | 4 | — | 2 | 1 | 85 | 2 | 87 | — | 87 |
| Sombrereros | — | 1 | — | 2 | — | — | — | — | 3 | — | — | — | — | — | 3 | 4 | 7 | — | 7 |
| Jueces | 3 | — | — | — | — | — | — | — | 1 | — | 1 | — | — | — | 5 | — | 5 | — | 5 |
| Notarios | — | — | 1 | — | — | — | — | — | 1 | — | 1 | — | — | — | 3 | — | 3 | — | 3 |
| Ganaderos | — | — | 3 | — | — | 1 | 7 | 1 | 13 | 15 | 4 | 4 | 3 | 3 | 30 | 24 | 54 | — | 54 |
| Técnicos | 60 | — | 8 | — | — | — | — | — | 8 | 1 | 4 | — | — | — | 80 | 1 | 81 | — | 81 |
| Mecánicos dentales | 1 | — | — | — | — | — | — | — | — | — | — | — | — | — | 1 | — | 1 | — | 1 |
| Conscriptos | 1 | — | 81 | — | — | — | — | — | 2 | — | — | — | — | — | 84 | — | 84 | — | 84 |
| Totales | 14.023 | 9.881 | 10.996 | 10.735 | 1.234 | 844 | 2.639 | 2.159 | 11.193 | 11.181 | 3.410 | 2.739 | 1.751 | 1.477 | 45.296 | 59.016 | 84.312 | — | — |

OCUPACIONES POR SEXO Y COMUNAS

| PROVINCIA DE COQUIMBO | LA SERENA | | LA HOUERA | | VICUÑA | | PAHUANO | | COQUIMBO | | ANDACOLLO | | OVALLE | | MONTE PATRIA | |
|--------------------------|-----------|--------|-----------|-------|--------|-------|---------|-------|----------|-------|-----------|-------|--------|--------|--------------|-------|
| | H. | M. | H. | M. | H. | M. | H. | M. | H. | M. | H. | M. | H. | M. | H. | M. |
| Sin especificar | 4.576 | 11.985 | 1.283 | 2.626 | 1.853 | 3.781 | 1.055 | 2.122 | 3.482 | 8.656 | 2.243 | 4.637 | 5.557 | 12.054 | 3.618 | 7.063 |
| Abogados | 14 | 3 | | | | | 2 | | 6 | | | | 7 | | | |
| Adivinos | | 3 | | | | | | | 1 | 2 | | | | | | |
| Agricultores | 334 | 21 | 50 | 4 | 315 | 24 | 288 | 46 | 117 | 22 | 170 | 8 | 715 | 19 | 937 | 50 |
| Agriensores | 1 | | | | 1 | | | | 1 | | | | 4 | | 1 | |
| Agónomos | 4 | 1 | | | 3 | | | | 1 | 2 | | | 7 | | 3 | 1 |
| Albañiles | 166 | | 8 | | 26 | | 15 | | 91 | | 20 | | 135 | | 28 | |
| Alarifes | 4 | | | | | | 1 | | 1 | | | | 9 | | | |
| Alfareros | 1 | 10 | | | | | 4 | 1 | 1 | 1 | | | 3 | | 2 | 2 |
| Amansadores | 2 | | 1 | | | | 1 | 1 | | | | | 2 | | | |
| Amasadores | | | | 1 | | | 1 | | 1 | | | | 1 | 10 | | 5 |
| Aparadores | | 5 | | | | | | | 1 | | | | 1 | 8 | | |
| Apicultores | 3 | | | | | | | | 1 | | | | | | | |
| Aplanchadores | | | | | | | | | | 2 | | | | 2 | | |
| Alcaldes | | | | | | | | | | | 1 | | | | | |
| Armadores | | | | | | | | | 1 | | | | | 2 | | |
| Arquitectos | 3 | | | | | | | | | | | | 3 | | | |
| Arrendadores objetos | | | | | | | | | | | | | 1 | | | |
| Arrieros | 128 | 25 | 60 | 3 | 52 | | 17 | 6 | 26 | 2 | 45 | 1 | 41 | 7 | 45 | 17 |
| Artistas pintores | 1 | | | | | | | | | | | | | | | |
| Artistas escultores | 1 | | | | | | | | | | | | 1 | | | |
| Artistas teatro | 1 | | | | | | | | | | | | | | | |
| Artistas otros | | 1 | 1 | | 3 | | | | | 8 | | 3 | 3 | 2 | 1 | 1 |
| Arqueólogos | | | | | 1 | | | | | | | | | | | |
| Aserradores | | | | | 1 | | | | 1 | | 2 | | 1 | | 4 | |
| Aurigas | 7 | | | | 4 | | | | 8 | | | | 23 | | | |
| Auxiliares | 24 | 5 | 14 | 1 | 4 | 2 | 1 | | 2 | 2 | 9 | 1 | 14 | 5 | 11 | |
| Aviadores | | | | | | | | | | | | | 1 | | | |
| Avicultores | 3 | 5 | | | | 1 | | | | | 1 | | 2 | 1 | | 8 |
| Baldoseros | | | | 2 | | | | | | | | | 2 | | | |
| Barridosores | 3 | | 2 | | | | | | | | 1 | | 1 | | | |
| Barridores | 1 | 1 | 1 | | | | | | 7 | | | | 1 | | | |
| Barriceros | 10 | | 47 | | 9 | | 13 | | 2 | | 14 | | 6 | | | |
| Bordadores | | 10 | | | | 4 | | | 1 | | 7 | | | 7 | | 1 |
| Boxeadores | | | | | | | | | | | | | 1 | | | |
| Bronceros | | | | | | | | | | | | | 1 | | | |
| Buzos | | | | | | | | | 4 | | | | 1 | | | |
| Caballeros | 1 | | | | | | | | | | | | | | 2 | |
| Cajistas | | | | | | | | | | | | | | | | |
| Calafates | | | | 3 | | | | | 4 | | | | | | | |
| Caldereros | 3 | | 3 | | | | | | 10 | | | | 28 | | | |
| Camineros | 4 | | 4 | | 5 | | | | | | | | 1 | | | 2 |
| Canneros | 5 | 9 | | | | 2 | 1 | | 1 | | 1 | 1 | 5 | 3 | | 2 |
| Canteros | | | | | | | | | | | | | | | | |
| Cantineros | 3 | | 1 | | | | | | 1 | | 2 | | | | | |
| Carriceros | 22 | | | | 6 | | | | 13 | | | | 8 | | | 1 |
| Cardadores | 1 | 4 | | | | | | | | | | | | 1 | | 1 |
| Cargadores | 23 | | 5 | | 5 | | 2 | | 19 | | 12 | | 6 | | | 1 |
| Carabineros | 95 | | 9 | | 50 | | 16 | | 76 | | 13 | | 74 | | 17 | |
| Carniceros | 2 | | 1 | | | | | | 3 | | 3 | | 3 | | 2 | |
| Carpinteros | 231 | | 26 | | 44 | | 12 | | 165 | | 47 | | 209 | | 63 | |
| Carroceros | 2 | | 1 | | 1 | | | | 3 | | | | 19 | | | |
| Carroteros | 51 | | 1 | | 6 | | | | 39 | | | | 36 | | | |
| Cartógrafos | | | | | | | | | | | | | | | 2 | |
| Cazadores | | | | | | | | | | | | | | | | |
| Cerrajeros | 1 | | | | | | | | 1 | | | | 1 | | | |
| Cesteros | 4 | | | | | | | | 1 | | | | | | | |
| Cigarreros | 3 | | | | 1 | | | | | | | | | | | |
| Cobradores | | | | | | | | | | | | | 1 | | | |
| Cocineros | 11 | 235 | 2 | 26 | 2 | 96 | | 70 | 8 | 118 | 4 | 34 | 5 | 182 | 2 | 90 |
| Colechoneros | 1 | 2 | | | | | 1 | | | 3 | | | | 3 | 1 | |
| Comisionistas | 19 | | 1 | | | | | | 26 | | 1 | | 9 | | | |
| Concreteros | 1 | | | | | | 1 | | | | | | | | | |
| Confiteros | | | | | 3 | | | | 2 | | | | 11 | | | |
| Constructores | 26 | | | | 5 | | 6 | | 14 | | 2 | | | | | |
| Contadores | 39 | 3 | 8 | | 5 | | | | 45 | | 8 | 9 | 37 | 2 | | |
| Cortadores | 12 | | | | | | | | | | | | | | | |
| Corteros | | | | | | | | | 1 | | | | 1 | | | |
| Corredores Comercio | 1 | | | | 1 | | 1 | | | | | | | | | |
| Costureras | | 268 | | 13 | | 44 | | 26 | | 197 | | 64 | | 213 | | 70 |
| Comerciantes | 853 | 217 | 80 | 8 | 140 | 43 | 66 | 15 | 752 | 234 | 230 | 88 | 606 | 164 | 142 | 42 |
| Curtidores | 3 | | | | | | | | | | | | 1 | | | |
| Chamaneros | | | | | | | | | | | | | | | | |
| Choferes | 105 | | 23 | | 19 | | 14 | | 101 | | 38 | | 123 | | 21 | |
| Dactilógrafos | 3 | 8 | | | | | | | | 1 | | 1 | | | | |
| Deportistas | | | | | | | | | | | | 9 | | | | |
| Dentistas | | 4 | 1 | | 1 | 1 | | | 1 | | | 1 | 6 | 1 | | |
| Desolladores | 4 | | | | 7 | | 1 | | | | | | 1 | | | |
| Desocupados | 116 | 29 | 5 | 2 | 1 | 15 | 2 | | 66 | 6 | 13 | 2 | 13 | 6 | 5 | 3 |
| Dibujantes | 2 | | | | 1 | | | | 2 | | | | 1 | | | |
| Diputados | | | | | | | | | | | | | | | | |
| Domésticos | | 871 | | 24 | | 189 | | 89 | | 521 | | 136 | | 729 | | 203 |
| Doradores | | | | | 6 | | | | | | | | | | 11 | |
| Ebanistas | 4 | | 2 | | | | | | | | | | 1 | | | |
| Embaladores | 1 | | | | | | | | 2 | | 3 | | | | | |
| Embalsadores | | | | | 1 | | | | | | 1 | | | | | |

| PROVINCIA DE COQUIMBO | LA SERENA | | LA HIGUERA | | VICUÑA | | PAHUANO | | COQUIMBO | | ANDACOLLO | | OVALLE | | MONTE PATRIA | | |
|--------------------------|-----------|-------|------------|-----|--------|-----|---------|-----|----------|-------|-----------|-------|--------|-------|-----------------|-------|-----|
| | H. | M. | H. | M. | H. | M. | H. | M. | H. | M. | H. | M. | H. | M. | H. | M. | |
| Embotelladores | 1 | 5 | | | | | | | 1 | | 2 | | | 1 | 7 | | |
| Empailladores | 1 | | | | | | | | | | | | | | | | |
| Empaquetadores | 1 | | 2 | | | | | | | 1 | 4 | | 2 | | | | |
| Encerradores | | | | | | | | | | 1 | | | | 1 | | | |
| Encuadernadores | | | | | | | | | | 1 | | | | | | | |
| Enfermeros | 4 | 24 | | | 3 | 10 | | | | 1 | 10 | | 3 | 5 | 15 | 1 | |
| Enfierradores | 1 | | 1 | | | | | | | 4 | | | | 4 | | | |
| Enjuncadores | 1 | | | | 1 | | | | | | | | | | | | |
| Enrielladores | | | | | | | | | | 2 | | 2 | | 1 | | | |
| Escenógrafos | | | | | | | | | | 1 | | | | | | | |
| Escribientes | 12 | 4 | | | 1 | | | | | 1 | | 1 | | 2 | | | |
| Escritores | | | | | | | | | | 1 | | | | | | | |
| Estadísticos | 3 | 6 | 1 | | 1 | 1 | 2 | 3 | | 1 | | | | 1 | 3 | | 3 |
| Estibadores | 1 | | | | | | | | | 37 | | | | | | | |
| Estucadores | 39 | | | | 1 | | | | | 9 | | | | 6 | | | |
| Estudiantes | 3.140 | 3.473 | 381 | 361 | 659 | 612 | 412 | 380 | 2.113 | 2.069 | 828 | 766 | 2.318 | 2.670 | 951 | 1.007 | |
| Farmacéuticos | 5 | 3 | | 1 | 1 | 2 | | | | 4 | | 4 | | 8 | 1 | | |
| Fleteros | 4 | | | | | | | | | 68 | | | | | | | |
| Floristas | | 2 | | | | | | | | 1 | | 1 | 2 | | | 1 | |
| Fogoneros | 3 | | 7 | | | | | | | 24 | | | | 8 | | 2 | |
| Fotógrafos | 4 | | | | | | | | | 8 | | | | 4 | | 2 | |
| Fundidores | 4 | | 5 | | | | | | | 4 | | | | 10 | | 1 | |
| Gasfiteros | 39 | | 3 | | 1 | | 2 | | | 28 | | 6 | | 24 | | 3 | |
| Grabadores | 5 | | | | | | | | | 1 | | 1 | | | | | |
| Herreros | 44 | | | | 15 | | 5 | | | 34 | | 16 | | 88 | | 21 | |
| Hiladeros | 7 | | 5 | | 2 | | | | | | | 1 | | 4 | | | |
| Hilanderos | | 1 | | | | | | 3 | | | | | | | 1 | | 5 |
| Hojalateros | 5 | | 1 | | 2 | | 1 | | | 7 | | 6 | | 6 | | 3 | |
| Hortelanos | 4 | | | | | | 2 | | | | | 6 | | 2 | | 1 | |
| Horneros | | | | | 1 | | | | | | | | | | | | |
| Impresores | 2 | | | | 1 | | 2 | | | 1 | | 5 | | 7 | | 7 | |
| Ingenieros | 9 | | 4 | | | | 1 | | | 13 | | 5 | | 18 | | 4 | |
| Inspectores | 30 | 3 | | | 4 | | 1 | | | 16 | | 3 | 2 | 26 | 1 | 2 | |
| Jarceros | 5 | | | | | | 2 | | | 17 | | 1 | | | | 3 | |
| Jardineros | 23 | | | | | | 1 | | | 8 | | 1 | | 5 | | 2 | |
| Jinetes | 5 | | | | 1 | | | | | 1 | | 1 | | 7 | | 1 | |
| Jornaleros | 2.726 | 474 | 417 | 11 | 1.033 | 145 | 962 | 133 | 1.813 | 205 | 1.374 | 46 | 3.002 | 300 | 2.283 | 176 | |
| Joyereros | 5 | | 1 | | 2 | | | | | 5 | | | | 2 | | 1 | |
| Jubilados | 96 | 43 | 2 | | 10 | 7 | 3 | 1 | 67 | 11 | 2 | 1 | 39 | 22 | 2 | 2 | |
| Ladrilleros | 6 | | 4 | | 1 | | 3 | | | 9 | | 20 | | 9 | | 5 | |
| Laminadores | | | | | | | 1 | | | | | | | | | 1 | |
| Lancheros | | | | | | | | | | 50 | | | | | | 1 | |
| Lavaderos | | 294 | | | 47 | | | | | | | | | | | 3 | 114 |
| Leñadores | 16 | 1 | 2 | | 1 | | 3 | | | 3 | 196 | 11 | 37 | 8 | 232 | 3 | |
| Leñeros | 50 | | 58 | | 38 | | | | | 16 | | 31 | 8 | 2 | 3 | 1 | 2 |
| Libreros | 3 | 2 | | | | | | | | 1 | | | | 2 | | | |
| Linotipistas | 1 | | | | 3 | | 7 | | | 2 | | 8 | | 7 | | 8 | |
| Lustrabotas | 15 | | 2 | | | | 1 | | | 9 | | 1 | | 5 | | | |
| Llaveros | 1 | 7 | | | 2 | | | 3 | | 3 | 2 | | | 6 | 3 | 1 | 3 |
| Maasajistas | | | | 1 | | | | | | | | | | | | | 2 |
| Marinos | | | 2 | | | | | | | 162 | | | | 1 | | | |
| Martilleros | 1 | | | | | | | | | | | | | 1 | | | |
| Matarifes | 14 | | | | 1 | | | | | 2 | | 7 | | 2 | | | |
| Matronas | | 5 | | | 1 | 2 | | 5 | | | 9 | | 2 | | 4 | | 2 |
| Mayordomos | 53 | | | | 19 | | 14 | | | 32 | | 4 | | 34 | | 28 | |
| Mecánicos | 151 | | 28 | | 21 | | 9 | | | 189 | | 72 | | 192 | | | |
| Médicos | 6 | 4 | 2 | | 2 | 1 | 2 | | | 8 | | 7 | | 9 | | 1 | |
| Mendigos | 16 | 27 | | | | | | | | 7 | | | 2 | 4 | 2 | 3 | |
| Mensajeros | 7 | | 1 | | 2 | | 4 | | | 5 | | 8 | | 7 | | 2 | |
| Mercetrices | | 10 | | | 2 | | | | | | | | 3 | | 2 | | |
| Militares | 85 | | 3 | | 1 | | 1 | | | 2 | | 2 | | 3 | | | |
| Mineros | 662 | | 983 | | 204 | | 37 | | | 166 | | 1.416 | | 437 | | 106 | |
| Modistas | | 223 | | 10 | | 22 | | 5 | | | 131 | | 33 | | 96 | | 27 |
| Molineros | | | | | | | 1 | | | 1 | | 2 | | 9 | | 2 | |
| Moteros | | | | | | | | | | | 2 | | | 1 | | 2 | |
| Motoristas | 19 | | 27 | | | | | | | 38 | | 22 | | 24 | | 3 | |
| Músicos | 4 | | | | 3 | | | | | 21 | | 1 | | 16 | | | |
| Niñeras | | 29 | | | 1 | | 9 | | | 8 | | 26 | | 8 | | 36 | |
| Niveladores | 6 | | | | | | | | | | | | | 2 | | 3 | |
| Oficinistas | 407 | 133 | 52 | 2 | 65 | 12 | 17 | 4 | 508 | 120 | 76 | 10 | 323 | 69 | 21 | 8 | |
| Operadores | 1 | | | | | | | | | | | | | 2 | | | |
| Ordeñadores | | 68 | | | | 16 | | | | 1 | | | | 19 | | 19 | |
| Panaderos | 116 | | 10 | | 21 | | 3 | 3 | 85 | | 45 | | 64 | | 9 | 2 | |
| Pasteleros | | | | | | 1 | | | 2 | 1 | | 1 | | | 3 | | |
| Peloteros | | 2 | | | | | | | | | | | | | | | |
| Pedicuros | | | | | | | | | | | | | | | | | |
| Peluceros | 22 | 7 | | | 6 | 2 | | | | 17 | 3 | 7 | | 27 | 3 | 5 | |
| Perforadores | 1 | | 16 | | 1 | | | | | 4 | | | | 40 | | | |
| Periodistas | 4 | 1 | | | | | | | | | 1 | | | 4 | | | |
| Pescadores | 27 | | 20 | | | | | | | 185 | | 1 | | 72 | | | |
| Picapedreros | | | | | | | | | | | | | | | | | |
| Pintores | 25 | | 12 | | 2 | | | | | 17 | | 5 | | 34 | | 3 | |
| Picadores de leña | 1 | | | | | | | 3 | | | | | | | | | |

| PROVINCIA DE COQUIMBO | LA SERENA | | LA HIGUERA | | VICUÑA | | PAHUANO | | COQUIMBO | | ANDACOLLO | | OVALLE | | MONTE PATRIA | |
|-------------------------------|-----------|--------|------------|-------|--------|-------|---------|-------|----------|--------|-----------|-------|--------|--------|-----------------|-------|
| | H. | M. | H. | M. | H. | M. | H. | M. | H. | M. | H. | M. | H. | M. | H. | M. |
| Pintorabadores..... | 1 | | | | | | | | | | | | | | | |
| Plateros..... | 1 | | | | | | | | 4 | | | | | | | |
| Plomeros..... | 15 | 6 | | | 2 | 1 | | | 18 | 2 | 2 | | 9 | 1 | | 2 |
| Porteros..... | 23 | 16 | 6 | 5 | 6 | 4 | 3 | | 13 | 5 | 10 | | 18 | 7 | | 3 |
| Practicantes..... | 4 | | | | | | | | 2 | | | | 2 | | | |
| Requisitas..... | | | | | | | | | 2 | | | | | | | |
| Preparadores de caballos..... | | | | | | | | | 2 | | | | | | | |
| Profesores..... | 82 | 169 | 1 | 13 | 11 | 24 | 6 | 22 | 31 | 87 | 7 | 26 | 30 | 108 | 7 | 33 |
| Químicos..... | 8 | 1 | 3 | | 1 | | | | 10 | | 2 | | 1 | | | |
| Radiotelegrafistas..... | 5 | | | | | | | | 3 | | | | | | | |
| Recaudadores..... | 3 | 3 | | | 1 | | | | 1 | | | | 3 | 7 | | 2 |
| Regadores..... | | | | | | | | | 1 | | | | | | | |
| Relojeros..... | 6 | | | | 2 | | | | 6 | | 1 | | 7 | | | |
| Religiosos..... | 35 | 36 | | | 3 | 4 | 1 | | 3 | 9 | | | 10 | 19 | 2 | |
| Repartidores..... | 28 | | 1 | | | | | | 21 | | 4 | | 12 | | 2 | |
| Requisitas..... | 40 | 114 | | | 12 | 18 | | | 32 | 49 | 6 | 10 | 18 | 23 | 4 | 19 |
| Reus..... | 91 | 2 | | | 2 | 1 | | | 24 | | | | 32 | | | |
| Repujadores..... | 1 | | | | | | | | 1 | | 1 | | | | | |
| Ripidores..... | | | | | | | | | 2 | | | | | | | |
| Sastres..... | 46 | | 1 | | 6 | | 6 | | 22 | | 13 | | 31 | | 4 | |
| Sepultureros..... | | | | | | | | | 2 | | 1 | | | | | |
| Soldadores..... | 3 | | 6 | | 3 | | | | | | 2 | | 3 | | | |
| Suplementeros..... | 7 | | | | 1 | | | | 11 | 1 | | | 7 | | | |
| Serenos..... | 11 | | 12 | | 2 | | | | 14 | | 10 | | 19 | | | |
| Tapiceros..... | 4 | | | | | | | | | | | | 2 | | | |
| Tarjaduros..... | | | | | | | | | 3 | | | | | | | |
| Tejedores..... | | 18 | | 1 | | 1 | 1 | 10 | | 4 | 3 | 2 | 2 | 8 | 2 | 20 |
| Tenedores de libros..... | | | | | | | | | | | | | | | | |
| Telegrafistas..... | 10 | 20 | | | 1 | 3 | 3 | 1 | 7 | 5 | 4 | | 19 | 4 | | |
| Tintureros..... | 1 | | | | | | | | 1 | | | | | | | |
| Tipógrafos..... | 29 | | | | 2 | | | | 19 | | 2 | | 16 | | | |
| Toneleros..... | 6 | | | | | | 3 | | 1 | | | | | | 1 | |
| Topógrafos..... | 2 | | | | 1 | | | | | | | | 1 | | 2 | |
| Torneros..... | 5 | | 7 | | | | 1 | | 6 | | 2 | | 24 | | | |
| Trapicheros..... | | | | | | | | | | | 46 | | | | | |
| Turistas..... | 1 | | | | | | | | | | | | | | | |
| Vendedores..... | 41 | 13 | 1 | 1 | 6 | 2 | 2 | 1 | 22 | 5 | 1 | 2 | 16 | 3 | 2 | |
| Veterinarios..... | 3 | | | | | | | | | | | | 1 | | 1 | |
| Vidrieros..... | | | | | | | | | 1 | | | | | | | |
| Vinicultores..... | | | | | | | | | | | | | 2 | | 2 | |
| Vulcanizadores..... | 3 | | | | | | | 1 | | | | | 3 | | | |
| Zapateros..... | 111 | | 8 | | 20 | | 8 | | 96 | | 29 | | 107 | | 17 | |
| Electricistas..... | 43 | | 13 | | 4 | | 1 | | 20 | | 11 | | 35 | | | |
| Mueblistas..... | 22 | | | | 1 | | | | 12 | | | | 13 | | | |
| Telefonistas..... | | | | | | 3 | | | 1 | 3 | | 2 | | 6 | | 3 |
| Cuidadores..... | 11 | 11 | 3 | 4 | 2 | 2 | | | 18 | 4 | 1 | 2 | 5 | 6 | | 1 |
| Talabarteros..... | 15 | | 1 | | 3 | | | | 2 | | 3 | | 8 | | 7 | |
| Administradores..... | 42 | 1 | 4 | 3 | 21 | 5 | 20 | | 45 | 2 | 9 | | 58 | 1 | 37 | 4 |
| Carteros..... | 2 | | | | 1 | | | | 1 | | 1 | | 1 | | | |
| Hoteleros..... | | | | | 1 | 1 | | | | | | | 4 | 2 | | |
| Mozos..... | 129 | | 11 | | 36 | | 16 | | 58 | | 17 | | 97 | | 22 | |
| Visitadoras Sociales..... | | 2 | | | | | | | | 3 | | | | 2 | | |
| Detectives..... | | | | | 2 | | 1 | | 7 | | | | 1 | | | |
| Industriales..... | 56 | 5 | 6 | | 7 | | 4 | | 46 | 2 | 13 | | 28 | 3 | 6 | 12 |
| Sombrereros..... | | 6 | | | 1 | 1 | | | | 2 | 1 | | 1 | 3 | | |
| Jueces..... | 4 | | 1 | | | | | | 1 | | 2 | | 3 | | | |
| Notarios..... | | | | | 1 | | 1 | | 1 | | | | 2 | | | |
| Ganaderos..... | 29 | 7 | 4 | 1 | | | | | | | 6 | | 63 | 71 | 22 | 17 |
| Técnicos..... | 49 | 6 | 1 | | 1 | | 1 | | 8 | | | | 12 | | 3 | |
| Mecánicos Dentales..... | | 3 | | | | | | | 2 | | | | 1 | | | |
| Conscriptos..... | 125 | | 1 | | 5 | | 5 | | 7 | | 9 | | 3 | | | |
| Total..... | 16.041 | 19.014 | 3.807 | 3.149 | 4.871 | 5.156 | 3.115 | 3.008 | 11.557 | 12.802 | 7.148 | 5.933 | 15.461 | 17.195 | 8.571 | 9.053 |

| PROVINCIA DE COQUIMBO | PUNTAQUI | | SAMO ALTO | | COMBARRALÁ | | ILLAPEL | | MINCHA | | SALAMANCA | | LOS VILLOS | | PROVINCIA | | |
|--------------------------|----------|-------|-----------|-------|------------|-------|---------|-------|--------|-------|-----------|-------|------------|-------|-----------|---------|---------|
| | H. | M. | H. | M. | H. | M. | H. | M. | H. | M. | H. | M. | H. | M. | Hombres | Mujeres | Total |
| Sin especificar | 4.742 | 8.646 | 1.313 | 2.425 | 4.194 | 7.552 | 3.259 | 6.297 | 2.626 | 4.663 | 3.538 | 6.184 | 2.062 | 3.681 | 45.221 | 92.372 | 137.593 |
| Alagados | | | | | | | 4 | | | | | | | | 33 | 4 | 37 |
| Alfayates | | | | | 1 | 3 | | | | | | | | | 4 | 12 | 16 |
| Agricultores | 845 | 81 | 530 | 113 | 1.258 | 139 | 358 | 15 | 1.142 | 113 | 604 | 40 | 335 | 25 | 7.998 | 720 | 8.718 |
| Agrimensores | | | | | 1 | | 2 | | | | | | | | 8 | 8 | 16 |
| Agrónomos | | | | | 1 | | | | | | | | | | 21 | 4 | 25 |
| Albaniles | 51 | | 4 | | 21 | | 38 | | 3 | | 42 | | 15 | | 641 | | 641 |
| Alfarifes | 3 | | | | 4 | | 3 | | | | | | 7 | | 9 | | 35 |
| Alfareros | | | | | | 9 | | | | | 1 | | | | 9 | 36 | 35 |
| Amasadores | | 1 | 2 | | 3 | | | | | | 1 | | | | 12 | | 12 |
| Amasanderos | | | | 1 | | 4 | 3 | 8 | 2 | 3 | 3 | 4 | | | 10 | 44 | 54 |
| Aparadores | | | | | | | | | 1 | | | | | 1 | 21 | 21 | 21 |
| Apicultores | | | | | | | | | | | | | | | 3 | 1 | 4 |
| Apilanchadores | | | | | | | | | | | | | | | | 4 | 4 |
| Arcaldes | | | | | | | | | | | | | | | 1 | | 1 |
| Armadureros | 1 | | | | | | | | 1 | | | | 1 | | 6 | | 6 |
| Arquitectos | | | | | | | | | | | | | | | 6 | | 6 |
| Arrendadores-objetos | | | | | | | | | | | | | | | 1 | | 1 |
| Arrieros | 75 | 14 | 31 | 16 | 33 | 21 | 33 | | 23 | 13 | 17 | 3 | 23 | 1 | 649 | 127 | 776 |
| Artistas pintores | | | | | 1 | | | | | | | | | | 2 | | 2 |
| Artistas escultores | | | | | | | | | | | | | | | 2 | | 2 |
| Artistas tenores | | | | | | | | | | | | | | | 1 | | 1 |
| Artistas otros | 1 | | 1 | 1 | | 2 | 2 | 2 | | 1 | 2 | 3 | | | 14 | 34 | 38 |
| Arquitectos | | | | | | | | | | | | | | | 1 | | 1 |
| Aspiradores | 1 | | 1 | | 4 | | | | 7 | | 2 | | | | 24 | | 24 |
| Auríficos | | | | | 3 | | | | 3 | | | | | | 48 | | 48 |
| Auxiliares | | 1 | | | 1 | 1 | 4 | | | | 1 | 2 | 3 | 2 | 84 | 22 | 106 |
| Aviadores | | | | | | | | | | | | | | | 1 | | 1 |
| Avicultores | 4 | 27 | | 1 | | | | | | | | | | | 10 | 43 | 53 |
| Baldoseros | | | | | | | | | | | | | | | 2 | | 2 |
| Barnizadores | | | | | | | | | | | | | | | 8 | | 8 |
| Bañeros | 1 | | | | | | | | | | 1 | | | | 13 | 1 | 14 |
| Barreteros | 40 | | 8 | | 7 | | 8 | | | | 46 | | 1 | | 210 | | 210 |
| Bordadoras | | 3 | | 3 | | 11 | | 8 | | 4 | | 1 | | 1 | | 62 | 62 |
| Bosquederos | | | | | | | | | | | 1 | | | | 2 | | 2 |
| Broncos | | | | | 1 | | | | | | 1 | | | | 2 | | 2 |
| Buzos | | | | | | | 1 | | | | | | | | 6 | | 6 |
| Caballerizos | | | | | | | | | | | | | | | 3 | | 3 |
| Calistas | | | | | | | | | | | | | | | 1 | | 1 |
| Calafates | | | | | | | | | | | | | 2 | | 6 | | 6 |
| Caldereros | 2 | | | | 1 | | 1 | | | | | | | | 48 | | 48 |
| Camineros | 1 | | | | | | 1 | | | | | | | | 16 | | 16 |
| Canasteros | 2 | 1 | | | 6 | 3 | | 1 | 4 | | 11 | 1 | | | 35 | 23 | 58 |
| Canteros | | | | | 3 | | 2 | | | | 1 | | 1 | | 7 | | 7 |
| Cantineros | | | | | | | | | | | | | | | 7 | | 7 |
| Careleros | | | 1 | | 5 | | 3 | | | | | | | | 59 | | 59 |
| Cardadores | | | | 1 | | | 1 | | | | 1 | | | | 4 | 7 | 11 |
| Cardadores | 4 | | | | 2 | | | | 1 | | 2 | | | | 80 | | 80 |
| Carabineros | 13 | | 13 | | 26 | | 36 | | 6 | | 17 | | 19 | | 480 | | 480 |
| Carniceros | 2 | | | | 2 | | 1 | | | | 1 | | 1 | | 21 | | 21 |
| Carpinteros | 58 | | 11 | | 42 | | 49 | | 16 | | 52 | | 27 | | 1.051 | | 1.051 |
| Carroceros | 2 | | | | | | 2 | | | | 2 | | | | 32 | | 32 |
| Carreteros | | | | | 1 | | | | 1 | | | | 2 | | 136 | | 136 |
| Cartógrafos | | | | | | | | | | | | | 1 | | 3 | | 3 |
| Cazadores | | | | | | | 2 | | | | | | | | 3 | | 3 |
| Cerraderos | | | | | | | | | | | | | 1 | | 4 | | 4 |
| Cesteros | | | | | 1 | | | | | | 3 | | | | 9 | | 9 |
| Cigarreros | | | | | | | | | 1 | | | | | | 1 | | 1 |
| Cobradoros | | | | | | | | | | | 1 | | | | 10 | | 10 |
| Cocineros | 4 | 74 | | 17 | | 101 | | 75 | | 56 | | 60 | | 31 | 39 | 1.265 | 1.304 |
| Colchoneros | | | | | | | | | | | | | | | 3 | 9 | 12 |
| Comisionistas | 1 | | | | 1 | | 4 | | 1 | | | | 2 | | 65 | | 65 |
| Concreteros | | | | | | | | | | | | | | | 2 | | 2 |
| Confiteros | | | | | | | | | | | | | | | 3 | | 3 |
| Construtores | 1 | | | | 2 | | 3 | | | | 6 | | 3 | | 76 | | 76 |
| Contadores | 4 | | 1 | | 2 | | 9 | | 1 | | 7 | | 1 | | 23 | | 23 |
| Cortadores | | | | | | | 2 | | | | | | | | 8 | | 8 |
| Corteros | | | | | | | | | | | | | | | 9 | | 9 |
| Corred. Comercio | 2 | | | | 3 | | 1 | | | | | | | | 9 | | 9 |
| Costureras | | 139 | | 31 | | 311 | | 180 | | 116 | | 82 | | 39 | | 1.782 | 1.782 |
| Comerciantes | 177 | 69 | 19 | 21 | 131 | 50 | 206 | 71 | 64 | 17 | 124 | 36 | 90 | 35 | 3.680 | 1.110 | 4.790 |
| Cartuleros | | | | | | | | | 6 | | | | | | 10 | | 10 |
| Chamanteros | | | | | | | | | | | | | | | | 6 | 6 |
| Choferos | 14 | | 7 | | 3 | | 36 | | | | 23 | | 18 | | 345 | | 345 |
| Dactilógrafos | 1 | | | | | 4 | | | | | | | | | 4 | 14 | 18 |
| Depuristas | | | | | 1 | | | | | | | | 2 | | 12 | | 12 |
| Dentistas | | | | | 1 | | | 1 | | | | 1 | | | 11 | 7 | 18 |
| Desolladores | | | | | | | | | 1 | | | | | | 7 | | 7 |
| Desocupados | 41 | 2 | 1 | 1 | 16 | 4 | 7 | 1 | 2 | 1 | 14 | 10 | 4 | | 325 | 70 | 395 |
| Dibujantes | | | | | | | 2 | | | | | | | | 7 | | 7 |
| Diputados | | | | | | | | | | | | | | | 1 | | 1 |
| Domésticos | | 138 | | 69 | | 192 | | 248 | | 40 | | 237 | | 91 | | 3.776 | 3.776 |
| Doradores | | | 1 | | 5 | | | | 1 | | 9 | | 3 | | 42 | | 42 |
| Ebanistas | 1 | | | | | | | | | | | | | | 8 | | 8 |
| Embaladores | | | | | 1 | | | | | | | | | | 7 | | 7 |
| Embaladosadores | | | | | | | | | | | 1 | | | | 3 | | 3 |

| PROVINCIA DE COQUIMBO | PUNITAQUI | | SAMO ALTO | | COMBARRALÁ | | YLLAPEL | | MINCHA | | SALAMANCA | | LOS VILOS | | PROVINCIA | | | | |
|---------------------------|-----------|--------|-----------|-------|------------|--------|---------|-------|--------|-------|-----------|-------|-----------|-------|-----------|---------|---------|-----|----|
| | H. | M. | H. | M. | H. | M. | H. | M. | H. | M. | H. | M. | H. | M. | Hombres | Mujeres | Total | | |
| Pirograbadores | | | | | | | | | | | | | | | | | 1 | | 1 |
| Plateros | | | | | | | | | | | | | | | | | 4 | | 4 |
| Plomeros | | | | | | | | | | | | | | | | | 3 | | 3 |
| Porteros | | | | | | | | | | | | | | | | | 52 | | 61 |
| Practicantes | 7 | | 1 | 1 | 8 | 1 | 7 | 3 | 5 | | 8 | 1 | | | | 117 | 9 | 163 | |
| Prensistas | 2 | | | | | | | | | | | | | | | 10 | | 10 | |
| Preparad. caballos | | | | | | | | | | | | | 4 | | | 6 | | 6 | |
| Profesores | 4 | 23 | 3 | 10 | 9 | 38 | 8 | 35 | 4 | 14 | 6 | 24 | 5 | 9 | 214 | 635 | 849 | | |
| Químicos | 3 | | | | 1 | | | | | | 1 | | 1 | | | 31 | 1 | 32 | |
| Radiotelegrafistas | | | | | | | | | | | | | 3 | | | 11 | | 11 | |
| Recaudadores | | | | | 2 | 1 | | | | | 1 | 1 | | 3 | | 11 | 17 | 28 | |
| Regadores | | | | | | | | | | | 2 | | | | | 3 | | 3 | |
| Religiosos | | | | | 1 | | 4 | | | | | | 1 | | | 28 | | 28 | |
| Religiosos | 3 | | 3 | | 1 | | 3 | | 3 | | 2 | | 3 | | | 76 | 68 | 144 | |
| Repartidores | 2 | | | | 2 | | 2 | | | | | | | | | 72 | | 72 | |
| Repartidores | 2 | 2 | 2 | 2 | 4 | 6 | 7 | 16 | 1 | 9 | 9 | 6 | 1 | 4 | 139 | 277 | 413 | | |
| Requisitas | | | | | 1 | | 29 | 1 | | | | | | | 179 | 4 | 183 | | |
| Recos | | | | | | | | | | | | | | | | 3 | | 3 | |
| Repujadores | | | | | | | | | | | | | | | | 2 | | 2 | |
| Ripidores | | | | | | | | | | | | | | | | | | | |
| Sastres | 2 | | | | 3 | | 10 | | 2 | | 3 | | 2 | | | 151 | | 151 | |
| Sepultureros | | | | | | | | | | | | | | | | 3 | | 3 | |
| Soldadores | | | | | | | | | | | | | | | | 17 | | 17 | |
| Suplementeros | | | | | | | 1 | | | | | | | | | 27 | 1 | 28 | |
| Serenos | 13 | | 1 | | 3 | | 1 | | | | | | 1 | | | 87 | | 87 | |
| Tapiceros | | | | | | | | | | | | | | | | 6 | | 6 | |
| Tarjadores | | | | | | | | | | | | | | | | 3 | | 3 | |
| Tejedores | 1 | 29 | | 9 | | 57 | | 22 | | 59 | 3 | 18 | 1 | 11 | 12 | 269 | 281 | | |
| Tenedores de libros | | | | | | | | | | | | | | | | 1 | | 1 | |
| Telegrafistas | | 3 | 1 | | 6 | 2 | 7 | 9 | | 2 | 2 | 2 | | | 59 | 51 | 110 | | |
| Tintoreros | | | | | 1 | | 1 | | | | | | 4 | | 7 | | 9 | | |
| Tipógrafos | | | | | | | 4 | | | | | | | | 72 | | 72 | | |
| Tonderos | | | | | | | 1 | | | | | | | | 12 | | 12 | | |
| Topógrafos | 3 | | | | 2 | | 1 | | | | | | | | 12 | | 12 | | |
| Torneros | 1 | | | | 3 | | 4 | | | | | | | | 52 | | 52 | | |
| Trapicheros | | | | | | | | | | | | | | | 46 | | 46 | | |
| Turistas | | | | | | | | | | | | | | | 1 | | 1 | | |
| Vendedores | | | | | 3 | | 6 | | | | | 1 | 1 | 7 | 100 | 35 | 135 | | |
| Veterinarios | | | 1 | | 1 | | | | | | 1 | | | | 8 | | 8 | | |
| Vidrieros | | | | | | | | | | | | | | | 1 | | 1 | | |
| Vinicultores | | | | | 1 | | 2 | | | | 1 | | | | 9 | | 9 | | |
| Vulcanizadores | | | | | | | | | | | 2 | | | | 7 | | 7 | | |
| Zapateros | 27 | | 3 | | 23 | | 32 | | 5 | | 28 | | 12 | | 526 | | 526 | | |
| Electricistas | 8 | | | | 2 | | 8 | | | | 3 | | 2 | | 150 | | 150 | | |
| Mueblistas | 1 | | | | 1 | | 1 | | | | | | | | 51 | | 51 | | |
| Telefonistas | | | | | | 2 | 1 | | | | | 2 | | | 2 | 21 | 23 | | |
| Cuidadores | 1 | | | | 2 | 6 | 5 | 3 | 1 | 2 | | 1 | 1 | | 50 | 41 | 91 | | |
| Talabarteros | 2 | | | | 7 | | 3 | | 2 | | 4 | | 1 | | 58 | | 58 | | |
| Administradores | 29 | | 13 | | 36 | 1 | 33 | | 36 | 2 | 26 | | 16 | 1 | 421 | 20 | 441 | | |
| Carteros | 1 | | | | | | | | | | 1 | | | | 8 | | 8 | | |
| Floreros | | | | | | | 1 | | | | | | | | 6 | 3 | 9 | | |
| Mozos | 36 | | 5 | | 36 | | 67 | | 9 | | 23 | | 20 | | 582 | | 582 | | |
| Visital. Sociales | | | | | | | | 3 | | | | | | | | 10 | | 10 | |
| Defectives | | | | | | | 3 | | | | | | | | 44 | | 44 | | |
| Industriales | 2 | 34 | | | 2 | | 1 | 1 | 2 | | 9 | 1 | 2 | | 184 | 48 | 232 | | |
| Sombrereros | 1 | | | | 1 | 1 | 1 | | 1 | 2 | | | | | 7 | 15 | 22 | | |
| Juices | | | | | 2 | | 1 | | 1 | | | | | | 15 | | 15 | | |
| Notarios | | | | | | | 1 | | | | | | | | 6 | | 6 | | |
| Ganaderos | 6 | 45 | 38 | | 20 | 72 | 1 | 4 | | | | 4 | | 1 | 189 | 222 | 411 | | |
| Técnicos | 4 | | | | | | 1 | | | | | | | | 80 | 6 | 86 | | |
| Mecánicos dentales | | | | | 1 | | | | | | | | | | 4 | 3 | 7 | | |
| Conscriptos | 1 | | | | 1 | | | | | | | | | | 157 | | 157 | | |
| Total | 10.633 | 10.334 | 3.347 | 3.181 | 9.508 | 10.019 | 8.436 | 8.217 | 5.738 | 5.633 | 7.847 | 7.668 | 4.753 | 4.417 | 120.833 | 124.776 | 245.609 | | |

| PROVINCIA DE ACONCAGUA | LA LIGUA | | PETORCA | | CABILDO | | ZAPALLAR | | PAPUDO | | SAN FELIPE | | PANQUEHUÉ | | GATEMU | |
|---------------------------|----------|-----|---------|-----|---------|-----|----------|-----|--------|-----|------------|-------|-----------|-----|--------|-----|
| | H. | M. | H. | M. | H. | M. | H. | M. | H. | M. | H. | M. | H. | M. | H. | M. |
| Ebanistas | | | | | | | | | | | | 2 | | | | |
| Electricistas | 1 | | 4 | | 1 | | 2 | | | | 17 | | | | 5 | |
| Embaladores | | | | | | | | | | | 1 | | | | | |
| Embotelladores | | | | | | | | | | | | 1 | | | | |
| Empastadores | | | | | | | | | | | 2 | | 1 | | | |
| Empaquetadores | | | | | | | | | | | 1 | | | | | 1 |
| Enfermedades | | | | | | | | | | | 2 | | | | | |
| Enfermeros | 1 | 3 | | | | 3 | | | 1 | | 1 | 24 | | 1 | 4 | 2 |
| Enfriadores | | | | | | | | | | | 4 | | | | | |
| Engrasadores | | | | | | | | | | | | | | | | |
| Enólogos | | | | | | | | | | | | | | | | |
| Enrioladores | 1 | | 1 | | | | | | | | | | | | | |
| Escenógrafos | | | | | | | | | | | | | | | | |
| Escribientes | 1 | | | | | | | | | | 1 | | | | | |
| Escritores | 4 | | | | | | | | | | | | | | | |
| Esmaltadores | | | | | | | | | | | 1 | | | | | |
| Estadísticos | | 1 | | | | | | | | | 1 | 1 | | | | 1 |
| Estibadores | | | | | | | | | | | 1 | | | | | |
| Estudantes | 7 | | 1 | | | | | | | | 22 | | | | 2 | |
| Estudiantes | 690 | 664 | 456 | 437 | 453 | 457 | 248 | 241 | 137 | 220 | 1.759 | 1.872 | 280 | 259 | 547 | 482 |
| Farmacéuticos | 1 | | | | | 1 | | | | 1 | 1 | 5 | | | | 1 |
| Fleteros | 6 | | 1 | | | | | | | | 9 | | | | | |
| Floristas | | | | | | | | | | | 1 | 1 | | | | |
| Fotógrafos | 2 | | 7 | | | | | | | | 3 | | | | | |
| Fotógrafos | 2 | | 1 | | | | | | | | 8 | | | | | |
| Fundidores | | | | | | | | | | | 2 | | | | | 13 |
| Gasfiteros | 3 | | 2 | | | | | | 1 | | 18 | | 1 | | | |
| Grabadores | | | | | | | | 4 | | | | | | | | |
| Geólogos | | | | | | | | | | | | | | | | |
| Herreros | 11 | | 6 | | 14 | | 3 | | | | 18 | | | | 12 | |
| Hieladeros | 1 | | | | | | | | | | 2 | | | | | |
| Hilanderos | | 4 | | | | 1 | | | | | 10 | 3 | | | 3 | |
| Hojalateros | 3 | | | | | | | | | | 3 | | 6 | | 4 | |
| Hortelanos | 1 | 1 | | | 1 | | 2 | | | | 5 | | 3 | | 3 | |
| Horneros | | | | | | | | | | | | | | | | 4 |
| Hoteleros | | | | | | | | | | | 3 | 7 | | | | |
| Huseros | | | | | | | | | | | 1 | | | | | |
| Impresores | | | 1 | | | | | | | | 1 | | | | 1 | |
| Industriales | 3 | | 6 | 1 | 4 | | 1 | | | | 46 | 8 | 4 | | | 1 |
| Ingenieros | 3 | | | | 1 | | | | | | 10 | | | | 4 | |
| Inspectores | 7 | | | | 2 | | 1 | | 2 | | 25 | 6 | 1 | | 2 | |
| Jarceros | 1 | | 3 | | | | 1 | | 1 | | | | | | | |
| Jardineros | 3 | | 2 | | | | 21 | | 2 | | 15 | | 4 | | 6 | |
| Jinetes | | | | | | | | | | | | | | | | |
| Jornaleros | 1.787 | 24 | 847 | 51 | 1.423 | 51 | 434 | 2 | 291 | 9 | 1.905 | 385 | 1.028 | 124 | 1.467 | 36 |
| Joyereros | 1 | | | | | | | | | | 2 | | | | | |
| Jubilados | 13 | 3 | 6 | 7 | 2 | | 1 | 1 | | | 38 | | 8 | | 3 | 1 |
| Jueces | 3 | | 1 | | | | | | | | | | | | 1 | |
| Ladrilleros | 1 | | | | | | 3 | | | | 7 | | | | 3 | |
| Lavanderos | | 50 | | 40 | | 27 | | 8 | | 16 | | 149 | | 4 | | 22 |
| Lecheros | | | | | | 1 | | | | | 2 | 9 | | 1 | | |
| Leñadores | 1 | | 3 | | 3 | | 1 | | | | 4 | | 15 | | 4 | |
| Libreros | 1 | | | | | | | | | | | | | | | |
| Litotipistas | 4 | | | | | | 1 | | 1 | | 4 | | | | 6 | |
| Litógrafos | | | | | | | | | | | 7 | | | | | |
| Lustrabotas | 1 | | | | | | | | 3 | 1 | 6 | 1 | 1 | 1 | 6 | |
| Llaveros | | | 5 | 2 | 3 | | 4 | | | | | | | | | |
| Manicureros | | | | | | | | | | | | | | 1 | | 2 |
| Maquinistas | 1 | | 7 | | 1 | | | | 1 | | 4 | | | | 6 | |
| Marinos | 1 | | | | | | | | | | | | | | 1 | |
| Martilleros | | | | | | | | | | | | 1 | | | | |
| Masajistas | | | | | | | | | | | 1 | | | | | |
| Matarifes | 1 | | | 3 | 2 | 1 | | | | | | 3 | | | 1 | 3 |
| Matronas | 10 | 2 | 12 | 7 | 7 | 1 | 3 | | | | 32 | 3 | 16 | | 12 | |
| Mayordomos | 29 | | 15 | | 20 | | 6 | | 6 | | 87 | | 12 | | 44 | |
| Mecánicos | | | | | | | | | | | 2 | | | | | |
| Mecánicos dentales | | | | | | | | | | | | | | | | |
| Mecanógrafos | 2 | | 2 | | 1 | | | | | | 10 | | | | 2 | |
| Médicos | | | | 1 | | | | | | | | 1 | | | | 1 |
| Mendigos | | | | 1 | | | | | | | 4 | | 3 | | 1 | |
| Mensajeros | | | 3 | | 6 | | | | 3 | | 4 | | | | 1 | |
| Meretrices | | 1 | | | | | | | | | | 12 | | | | |
| Militares | 1 | | | | | | | | | | 170 | | | | | |
| Mineros | 53 | | 237 | | 131 | | 35 | 3 | 5 | | 42 | | 5 | | 64 | |
| Modistas | | 8 | | 8 | | 11 | | | | | | | | | | 13 |
| Moñeros | | | | | | | | | | | 17 | | | | | 1 |
| Motoristas | 3 | | 1 | | 5 | | | | | | | 2 | | | 2 | |

| PROVINCIA DE Aconcagua | LA LIGUA | | PETORCA | | CABILDO / | | ZAPALLAR | | PAPUDO | | SAN FELIPE | | PANQUEIHUE | | CATEMU | |
|--------------------------------|----------|-------|---------|-------|-----------|-------|----------|-------|--------|-----|------------|--------|------------|-------|--------|-------|
| | H. | M. | H. | M. | H. | M. | H. | M. | H. | M. | H. | M. | H. | M. | H. | M. |
| Movilizadores | 37 | — | 35 | — | 20 | — | 8 | — | 12 | — | 2 | — | 23 | — | — | — |
| Mozos | 2 | — | — | — | — | — | — | — | — | — | 94 | 3 | 5 | — | — | |
| Mueblistas | 2 | — | — | — | — | — | — | — | — | — | 9 | — | — | — | — | |
| Músicos | 6 | — | — | — | — | — | — | — | — | — | 17 | 3 | 1 | — | — | |
| Niñeras | — | 4 | — | 7 | — | 5 | — | 2 | — | — | — | 27 | — | 5 | — | |
| Niveladores | 1 | — | — | — | 1 | — | — | — | — | — | 4 | — | — | — | — | |
| Notarios | 1 | — | — | — | — | — | — | — | — | — | 1 | — | — | — | — | |
| Oficinistas | 73 | 13 | 31 | 5 | 34 | 6 | 14 | 1 | 6 | 2 | 236 | 64 | 12 | 2 | 60 | |
| Óticos | — | — | — | — | — | — | — | — | — | — | 1 | — | — | — | — | |
| Operadores | — | — | 1 | — | — | — | — | — | — | — | 2 | — | — | — | — | |
| Ordeñadores | — | 3 | — | 7 | — | — | — | 7 | — | — | 1 | 14 | — | 13 | — | |
| Panaderos | 8 | — | — | 1 | 4 | 2 | 2 | — | 1 | — | 49 | 9 | 2 | — | 3 | |
| Panteoneros | — | — | — | — | — | — | — | — | — | — | 1 | — | — | — | — | |
| Pasteleros | — | 7 | — | — | — | — | — | — | — | — | 4 | 2 | — | — | — | |
| Peloteros | — | — | — | — | — | — | — | — | — | — | 2 | — | — | — | — | |
| Peluqueros | 8 | 1 | 3 | — | 3 | — | 3 | — | — | 1 | 27 | 11 | 1 | — | 6 | |
| Perforadores | — | — | — | — | 10 | — | — | — | — | — | 1 | — | — | — | — | |
| Periodistas | 3 | — | — | — | 1 | — | — | — | — | — | 3 | 1 | — | — | — | |
| Pescadores | 11 | — | — | — | — | — | 2 | — | 40 | — | 1 | — | — | — | — | |
| Picapedreros | — | — | — | — | — | — | — | — | — | — | 3 | — | — | — | — | |
| Pintores | 2 | — | 2 | — | — | — | 8 | — | 4 | — | 18 | — | 1 | — | 3 | |
| Picadores de leña | — | — | — | — | — | — | — | — | — | — | — | — | — | — | — | |
| Plomeros | — | 2 | — | — | — | — | — | — | — | — | 3 | — | — | — | — | |
| Porteros | 1 | — | — | — | 1 | — | — | — | — | — | 9 | 3 | — | — | — | |
| Practicantes | 6 | 1 | 2 | 1 | 4 | — | 1 | — | — | — | 16 | 12 | — | — | 5 | |
| Prensistas | — | — | — | — | — | — | — | — | — | — | 1 | — | — | — | — | |
| Preparadores de caballos | — | — | — | — | — | — | — | — | — | — | 1 | — | — | — | — | |
| Profesores | 10 | 30 | 8 | 15 | 4 | 20 | 3 | 11 | 1 | 6 | 44 | 100 | — | 7 | 2 | |
| Pulidores | — | — | — | — | — | — | — | — | — | — | — | — | — | — | 1 | |
| Químicos | — | — | — | — | — | — | — | — | — | — | — | — | — | — | 3 | |
| Radiotelegrafistas | — | — | — | — | — | — | — | — | — | — | — | — | — | — | — | |
| Recaudadores | — | — | 1 | — | — | — | 1 | — | — | — | 10 | — | — | — | — | |
| Regadores | — | — | — | — | — | — | — | — | — | — | 4 | — | — | — | — | |
| Relojeros | 2 | — | — | — | — | — | — | — | — | — | 3 | — | — | — | — | |
| Religiosos | — | 3 | — | — | — | — | — | — | — | — | 73 | — | — | — | — | |
| Repartidores | 1 | — | — | — | — | — | — | — | — | — | 13 | — | — | — | — | |
| Rentistas | 3 | 21 | 5 | 17 | 1 | 3 | 2 | 1 | 1 | 1 | 11 | 42 | 1 | 1 | 1 | |
| Reos | — | — | 1 | — | — | — | — | — | — | — | — | — | — | — | — | |
| Repujadores | — | — | — | — | — | — | — | — | — | — | 2 | — | — | — | — | |
| Retorcedores | — | — | — | — | — | — | — | — | — | — | — | — | — | — | — | |
| Sacerdotes | 4 | — | 2 | — | 1 | — | 1 | — | 1 | — | 9 | — | 1 | — | 1 | |
| Sastras | 7 | 4 | — | — | 3 | 5 | — | 1 | — | — | 13 | 2 | — | — | — | |
| Señaleros | 1 | — | — | — | — | — | — | — | — | — | 3 | — | — | — | — | |
| Soldadores | 1 | — | — | — | — | — | — | — | — | — | 3 | — | — | — | — | |
| Sombrereros | 2 | — | — | 1 | — | — | — | — | — | — | 2 | — | — | — | — | |
| Suplementeros | — | — | — | — | — | — | — | — | — | — | 7 | — | — | — | — | |
| Serenos | — | — | — | — | 3 | — | 1 | — | — | — | 3 | — | — | — | 4 | |
| Talabarteros | 4 | — | 2 | — | 1 | — | — | — | — | — | 14 | — | — | — | 3 | |
| Talladores | — | — | — | — | — | — | — | — | — | — | — | — | — | — | — | |
| Tapiceros | — | — | — | — | — | — | — | — | — | — | 2 | — | — | — | — | |
| Técnicos | 1 | — | — | — | — | — | — | — | 1 | — | 2 | — | — | — | — | |
| Tejedores | — | 13 | — | 3 | — | 2 | — | 1 | — | — | 2 | — | — | — | — | |
| Tenedores de libros | — | — | — | — | — | — | — | — | — | — | — | — | — | — | — | |
| Telefonistas | 1 | — | — | — | 1 | — | — | 1 | — | — | 1 | — | — | — | — | |
| Telegrafistas | 1 | 2 | 1 | 2 | 1 | 3 | — | 2 | — | — | 1 | — | — | — | — | |
| Tintoreros | — | — | — | — | — | — | — | — | — | — | 7 | — | — | — | — | |
| Tinógrafos | 6 | — | — | — | — | — | — | — | — | — | — | — | — | — | — | |
| Toncleros | 1 | — | — | — | 2 | — | — | — | — | — | — | — | 3 | — | — | |
| Torneros | — | — | — | — | — | — | — | — | — | — | 4 | — | — | — | — | |
| Trapicheros | 1 | — | — | — | — | — | — | — | — | — | — | — | — | — | — | |
| Trenzadores | — | — | — | — | — | — | — | — | — | — | 1 | — | — | — | — | |
| Turistas | — | — | — | — | — | — | — | — | — | — | 1 | — | — | — | — | |
| Urdidores | — | — | — | — | — | — | — | — | — | — | 1 | — | — | — | — | |
| Vendedores | 2 | 1 | 2 | 2 | 1 | — | 1 | — | — | — | 16 | 4 | — | — | — | |
| Veterinarios | 2 | — | — | — | — | — | — | — | — | — | 1 | — | — | — | — | |
| Vinicultores | — | — | — | — | — | — | — | — | — | — | 3 | — | — | — | — | |
| Vinateros | — | — | — | — | — | — | — | — | — | — | — | — | — | — | — | |
| Visitadoras Sociales | — | 1 | — | — | — | — | — | — | — | — | — | 2 | — | — | — | |
| Vulcanizadores | — | — | — | — | — | — | — | — | — | — | 1 | — | — | — | — | |
| Zapateros | 31 | — | 17 | — | 20 | — | 3 | — | 2 | — | 58 | — | 4 | — | 6 | |
| Totales | 6.419 | 6.310 | 3.915 | 3.910 | 4.275 | 3.968 | 1.826 | 1.569 | 891 | 914 | 9.461 | 10.199 | 2.400 | 1.805 | 4.235 | 3.544 |

| PROVINCIA DE ACONCAGUA | PUTAENDO | | STA. MARÍA | | LOS ANDES | | CALLE LARGA | | RINCONADA | | S. ESTEBAN | | PROVINCIA | | |
|-----------------------------|----------|-------|------------|-------|-----------|-------|-------------|-------|-----------|-------|------------|-------|-----------|---------|--------|
| | H. | M. | H. | M. | H. | M. | H. | M. | H. | M. | H. | M. | Hombres | Mujeres | Total |
| Sin especificar | 2.184 | 4.260 | 1.428 | 2.338 | 2.221 | 5.686 | 895 | 1.946 | 693 | 1.332 | 1.392 | 2.844 | 19.856 | 41.692 | 61.548 |
| Abogados..... | 1 | — | — | — | 10 | — | — | — | — | — | — | — | 12 | 1 | 13 |
| Adivinos..... | 2 | — | — | — | — | — | — | — | — | — | — | — | 14 | 3 | 17 |
| Administradores..... | 15 | 1 | 17 | — | 34 | — | 8 | — | 11 | — | 11 | 1 | 224 | 5 | 229 |
| Agricultores..... | 587 | 37 | 267 | 15 | 87 | 3 | 139 | 11 | 87 | 5 | 269 | 18 | 3.943 | 162 | 4.105 |
| Agrimensores..... | — | — | — | — | — | — | — | — | — | — | — | — | 2 | — | 2 |
| Agrónomos..... | — | — | 2 | 1 | 3 | — | — | — | — | — | — | 2 | 18 | 1 | 19 |
| Albañiles..... | 17 | — | 11 | — | 102 | — | 16 | — | 6 | — | — | 25 | 380 | — | 380 |
| Alarifes..... | 1 | — | — | — | 6 | — | — | — | — | — | — | 8 | 23 | — | 23 |
| Alfareros..... | 1 | — | — | — | — | — | — | — | — | — | — | — | 4 | — | 4 |
| Amasadores..... | 5 | — | — | — | — | — | — | — | — | — | — | — | 6 | — | 6 |
| Amasanderos..... | — | 9 | — | 3 | 1 | 7 | — | 5 | — | 2 | — | 4 | 2 | 56 | 58 |
| Apaceros..... | — | — | — | — | — | — | — | — | — | — | — | — | — | 1 | 1 |
| Aparadores..... | — | 3 | — | — | — | 3 | — | — | — | — | — | — | — | 11 | 11 |
| Apicultores..... | — | — | — | — | — | — | — | — | — | — | — | — | 3 | — | 3 |
| Aplanchadores..... | — | — | — | — | — | — | — | — | — | — | — | — | — | 3 | 3 |
| Armaderos..... | — | — | — | — | 1 | — | — | — | — | — | — | — | 1 | — | 1 |
| Arquitectos..... | — | — | 2 | — | 2 | — | — | — | — | — | — | — | 4 | — | 4 |
| Arrieros..... | 11 | — | — | — | 8 | — | 29 | — | 9 | 1 | 56 | — | 211 | 1 | 212 |
| Artistas pintores..... | — | — | — | — | 1 | — | — | — | — | — | — | — | 1 | — | 1 |
| Artistas escultores..... | — | — | — | — | 6 | — | — | — | — | — | — | — | 1 | — | 1 |
| Artistas teatro..... | — | — | — | — | — | — | — | — | — | — | — | — | 6 | — | 6 |
| Artistas radios..... | — | — | — | — | — | — | — | — | — | — | — | — | 1 | — | 1 |
| Artistas otros..... | — | — | — | — | 4 | — | — | — | — | — | — | — | 4 | — | 4 |
| Aserradores..... | 1 | — | 1 | — | — | — | — | — | — | — | — | — | 9 | — | 9 |
| Asfaltadores..... | — | — | — | — | — | — | — | — | — | — | — | — | 1 | — | 1 |
| Aurigas..... | 7 | — | — | — | 26 | — | — | — | 3 | — | — | — | 63 | — | 63 |
| Auxiliares..... | — | 2 | 2 | — | 28 | 7 | — | 2 | — | — | 3 | — | 72 | 32 | 104 |
| Avicultores..... | — | — | — | — | — | — | — | — | — | — | — | — | 4 | 2 | 6 |
| Bailarinas..... | — | — | — | — | — | — | — | — | — | — | — | — | — | 10 | 10 |
| Baldeseros..... | — | — | — | — | 2 | — | — | — | — | — | — | — | 3 | — | 3 |
| Barnizadores..... | 2 | — | — | — | — | — | — | — | — | — | — | — | 2 | — | 2 |
| Barceleros..... | 2 | — | — | — | 4 | — | — | — | — | — | — | — | 9 | — | 9 |
| Barceteros..... | 1 | — | — | — | — | — | — | — | 6 | — | — | — | 59 | — | 59 |
| Biscladores..... | — | — | — | — | — | — | — | — | — | — | — | — | 1 | — | 1 |
| Bordadoras..... | — | 3 | — | 6 | — | 3 | — | 1 | — | — | — | — | — | 27 | 27 |
| Bronceros..... | — | — | — | — | 1 | — | — | — | — | — | — | — | 1 | — | 1 |
| Caballerizos..... | 1 | — | — | — | — | — | — | — | — | — | 1 | — | 10 | — | 10 |
| Cajistas..... | — | — | — | — | — | — | — | — | — | — | — | — | 1 | — | 1 |
| Calderos..... | — | — | — | — | 8 | — | — | — | — | — | 2 | — | 15 | — | 15 |
| Camareros..... | 1 | — | — | — | 1 | — | — | — | — | — | — | — | 8 | — | 8 |
| Camineros..... | — | — | — | — | 6 | — | — | — | — | — | — | — | 16 | — | 16 |
| Canastreros..... | 4 | — | 3 | — | 3 | — | — | — | — | — | — | — | 19 | 5 | 24 |
| Canteros..... | — | — | — | — | — | — | — | — | — | — | — | — | 10 | — | 10 |
| Cantineros..... | — | — | — | — | — | — | — | — | — | — | — | — | 1 | — | 1 |
| Carceleros..... | — | — | — | — | 18 | — | — | — | — | — | — | — | 41 | — | 41 |
| Cardadores..... | — | — | — | — | — | — | — | — | — | — | — | — | 1 | — | 1 |
| Cargadores..... | 1 | — | — | — | 20 | — | — | — | — | — | — | — | 34 | — | 34 |
| Carabineros..... | 27 | — | 6 | — | 78 | — | 11 | — | 5 | — | 3 | — | 300 | — | 300 |
| Carniceros..... | 7 | — | 1 | — | 13 | — | — | — | 1 | — | — | — | 42 | — | 42 |
| Carpinteros..... | 46 | — | 20 | — | 153 | — | 33 | — | 11 | — | 43 | — | 647 | — | 647 |
| Carroceros..... | 5 | — | 5 | — | 10 | — | 2 | — | — | — | — | — | 52 | — | 52 |
| Carreteros..... | — | — | 2 | — | 19 | — | 1 | — | — | — | — | — | 52 | — | 52 |
| Carteros..... | 1 | — | — | — | 2 | — | — | — | — | — | — | — | 8 | — | 8 |
| Casadores..... | — | — | — | — | 1 | — | — | — | — | — | — | — | 1 | — | 1 |
| Cerrajeros..... | — | — | — | — | 1 | — | — | — | — | — | — | — | 1 | — | 1 |
| Cesteros..... | — | — | — | — | 4 | — | 1 | — | 2 | — | 1 | — | 16 | — | 16 |
| Cobraleros..... | — | — | 2 | — | 1 | — | — | — | 1 | — | — | — | 5 | — | 5 |
| Cocineros..... | 2 | 22 | — | 23 | 20 | 121 | — | 7 | — | 14 | — | 22 | 43 | 571 | 614 |
| Colchoneros..... | — | — | — | — | 1 | — | — | — | — | — | — | — | 7 | — | 7 |
| Comisionistas..... | — | — | — | — | 6 | — | — | — | — | — | — | — | 20 | 4 | 24 |
| Concretos..... | — | — | — | — | — | — | — | — | — | — | — | — | 1 | — | 1 |
| Confiteros..... | 2 | — | — | — | — | — | — | — | — | — | — | — | 2 | 3 | 5 |
| Conscriptos..... | 2 | — | 15 | — | 464 | — | 1 | — | 4 | — | 2 | — | 594 | — | 594 |
| Constructores..... | 1 | — | 1 | — | 25 | — | 3 | — | 1 | — | — | — | 77 | — | 77 |
| Contadores..... | 4 | — | 3 | — | 22 | — | 4 | — | — | — | — | — | 71 | 11 | 82 |
| Coperos..... | — | — | — | — | 1 | — | — | — | — | — | — | — | 2 | — | 2 |
| Cortadores..... | 2 | — | — | — | 6 | — | — | — | — | — | — | — | 14 | — | 14 |
| Corredores de comercio..... | — | — | — | — | 1 | — | — | — | — | — | — | — | 1 | — | 1 |
| Costureras..... | — | 50 | — | 24 | — | 126 | — | 4 | — | 5 | — | 12 | — | 555 | 555 |
| Comerciantes..... | 167 | 85 | 125 | 27 | 484 | 113 | 69 | 11 | 43 | 12 | 64 | 19 | 2.030 | 639 | 2.668 |
| Cuidadores..... | 6 | 7 | — | 1 | 17 | — | 14 | — | 3 | — | — | — | 54 | 37 | 91 |
| Curtidores..... | — | — | — | — | — | — | — | — | — | — | — | — | 3 | — | 3 |
| Chamanteros..... | — | — | — | — | — | — | — | — | — | — | — | — | — | 2 | 2 |
| Choferes..... | 13 | — | 8 | — | 75 | — | 6 | — | 11 | — | 13 | — | 281 | — | 281 |
| Dactilógrafas..... | 3 | — | — | — | 2 | — | — | — | — | — | — | — | 6 | — | 6 |
| Decoradores..... | 1 | — | — | — | — | — | — | — | — | — | — | — | 1 | — | 1 |
| Dentistas..... | — | — | — | — | 3 | — | 1 | — | — | — | — | — | 8 | — | 8 |
| Desocupados..... | 3 | — | 6 | — | 11 | — | 10 | — | 4 | — | 1 | — | 115 | 50 | 165 |
| Detectives..... | — | — | 1 | — | 13 | — | — | — | — | — | — | — | 20 | — | 20 |
| Dibujantes..... | — | — | — | — | — | — | — | — | — | — | — | — | 3 | — | 3 |
| Diplomáticos..... | — | — | — | — | 2 | — | — | — | — | — | — | — | 2 | — | 2 |
| Diputados..... | — | — | — | — | 1 | — | — | — | — | — | — | — | 2 | — | 2 |
| Danfáticos..... | — | 193 | — | 90 | — | 518 | — | 64 | — | 46 | — | 84 | — | 1.934 | 1.934 |
| Dunkeros..... | — | — | — | — | — | — | — | — | — | — | — | — | 2 | — | 2 |
| Doradores..... | — | — | — | — | — | — | — | — | — | — | — | — | 13 | — | 13 |

| PROVINCIA DE ACONCAGUA | PUTAENDO | | STA. MARÍA | | LOS ANDES | | CALLE LARGA | | RINCONADA | | S. ESTEBAN | | PROVINCIA | | |
|---------------------------|----------|-----|------------|-----|-----------|-------|-------------|-----|-----------|-----|------------|-----|-----------|---------|--------|
| | H. | M. | H. | M. | H. | M. | H. | M. | H. | M. | H. | M. | Hombres | Mujeres | Total |
| Ebanistas | | | | | 1 | | | | | | | | 3 | | 3 |
| Electricistas | 9 | | 1 | | 48 | | | | | | 8 | | 96 | | 96 |
| Embaladores | | | | | 1 | | | | | | | | 1 | | 1 |
| Embotelladores | | | | | 1 | | 1 | | | | | | 2 | | 2 |
| Empaquetadores | | | | | 1 | | | | | | | | 1 | | 1 |
| Empaquetadores | | | | | 2 | 1 | | | | | | | 2 | 3 | 5 |
| Encerradores | | | | | 1 | | | | | | | | 4 | | 4 |
| Encuadernadores | | | | | 3 | | | | | | | | 4 | | 4 |
| Enchapadores | | | | | 1 | | | | | | | | 1 | | 1 |
| Enfermeros | | 7 | | 1 | 1 | 7 | | 2 | | | | 1 | 8 | 51 | 59 |
| Enferreradores | 1 | | | | | | | | | | 4 | | 9 | | 9 |
| Engrasadores | 1 | | | | | | | | | | | | 1 | | 1 |
| Enólogos | | | | | | | 1 | | | | | | 1 | | 1 |
| Enrioladores | 1 | | 1 | | | | | | | | 2 | | 6 | | 6 |
| Escenógrafos | | | | | 2 | | | | | | | | 2 | | 2 |
| Escritores | | | | | | | | | | | | | 2 | | 2 |
| Escritores | | | | | | | | | | | | | 4 | | 4 |
| Esmaltadores | | | 1 | | | | 1 | | | | | | 2 | | 2 |
| Estadísticos | 1 | | | | 1 | | | | | 1 | | | 3 | 4 | 7 |
| Estibadores | | | | | | | | | | | | | 1 | | 1 |
| Estudadores | 3 | | | | 31 | | 1 | | | | | | 68 | | 68 |
| Estudiantes | 702 | 671 | 131 | 458 | 1.389 | 1.546 | 343 | 366 | 233 | 195 | 424 | 481 | 7.772 | 8.349 | 16.121 |
| Farmacéuticos | | | | | 6 | 5 | | | | | | | 8 | 15 | 21 |
| Fleteros | 1 | | | | 3 | | | | | | | | 20 | | 20 |
| Floristas | 1 | | | | | | | | | | | | 3 | 1 | 4 |
| Fogoneros | 3 | | | | 8 | | 1 | | | | | | 28 | | 28 |
| Fotógrafos | 1 | | | | 4 | 1 | | | | | | | 16 | 1 | 17 |
| Fundidores | 3 | | | | 3 | | | | | | | | 21 | | 21 |
| Gasfiteros | 4 | | | | 14 | | 1 | | 1 | | 6 | | 55 | | 55 |
| Grabadores | 1 | | | | | | | | | | | | 1 | | 1 |
| Geólogos | 1 | | | | | | | | | | | | 1 | | 1 |
| Herreros | 8 | | 4 | | 33 | | 9 | | 7 | | 7 | | 151 | | 151 |
| Heladeros | | | | | | | | | | | | | 3 | | 3 |
| Hilanderos | 1 | | 5 | | 27 | 13 | 1 | | | 1 | 1 | | 48 | 22 | 70 |
| Hojalateros | 2 | | | | 9 | | | | | | | | 23 | | 23 |
| Hortelanos | | | | 1 | 3 | 1 | | | | | 1 | | 20 | 3 | 23 |
| Horneros | | | | | 11 | | | | 1 | | | | 16 | | 16 |
| Hoteles | 1 | | | | | | | | | | | | 4 | 7 | 11 |
| Huseros | | | | | | | | | | | | | 1 | | 1 |
| Impresores | 2 | | | | 2 | | 1 | | | | | | 8 | | 8 |
| Industriales | 5 | 2 | 3 | 2 | 31 | 1 | 2 | | 1 | | | | 105 | 15 | 120 |
| Ingenieros | 3 | | 1 | | 11 | | 1 | | 1 | | | 4 | 39 | | 39 |
| Inspectores | 2 | | | | 23 | | | | 1 | | | 5 | 71 | 6 | 77 |
| Jarceros | 2 | | | | 1 | | 3 | | | | 3 | | 15 | | 15 |
| Jardineros | 7 | | 4 | | 10 | | | | | | 1 | | 75 | | 75 |
| Jinetes | 1 | | | | | | | | | | | | 1 | | 1 |
| Jornaleros | 1.067 | 56 | 1.111 | 56 | 1.723 | 329 | 1.018 | 36 | 554 | 10 | 1.563 | 27 | 16.218 | 1.196 | 17.414 |
| Joyereros | 1 | | | | 2 | | | | | | | | 6 | | 6 |
| Jubilados | 14 | 1 | 7 | 2 | 27 | 9 | 3 | | 2 | | 1 | | 125 | 24 | 149 |
| Jueces | 1 | | | | | | | | | | | | 6 | | 6 |
| Ladrilleros | 8 | | | | 7 | | 1 | | | | 2 | | 32 | | 32 |
| Lavaderos | | 36 | | 26 | | 116 | | 20 | | 17 | | 17 | | 548 | 548 |
| Lecheros | 5 | | | 3 | | | 2 | | 2 | | | | 14 | 11 | 25 |
| Leñadores | 29 | | 12 | | | | 1 | | | 2 | | 22 | 97 | | 97 |
| Libreros | | | | | | | | | | | | | 1 | | 1 |
| Linotipistas | 2 | | | | 2 | | | | | | | | 19 | | 19 |
| Litógrafos | 1 | | | | | | | | | | | | 1 | | 1 |
| Lustrabotas | 1 | | | | 6 | | | | | | 2 | | 16 | | 16 |
| Llaveros | 2 | 3 | | 2 | 2 | 3 | 3 | 1 | | 1 | 2 | 1 | 35 | 16 | 51 |
| Manicureros | | | | 1 | | 2 | | 1 | | | | | | 7 | 7 |
| Maquinistas | 2 | | | | 13 | | | | | | | | 36 | | 36 |
| Marinos | | | | | 1 | | | | | | | | 3 | | 3 |
| Martilleros | | | | | 1 | | | | | | | | 1 | | 1 |
| Masajistas | | | | | 2 | | | | | | | | 2 | 1 | 3 |
| Matrifes | 2 | | | | 2 | | 1 | | | | | | 10 | | 10 |
| Matronas | | | | 1 | | 5 | | | | 2 | | | | 20 | 20 |
| Mayordomos | 14 | | 20 | | 27 | 1 | 14 | | 5 | | 13 | | 185 | | 189 |
| Mecánicos | 39 | | 9 | | 137 | | 15 | | 5 | | 31 | | 455 | 4 | 455 |
| Mecánicos dentales | | | | | | | | | | | | | 3 | | 3 |
| Mecanógrafos | 1 | | | | | | | | 1 | | | | 1 | | 1 |
| Médicos | 6 | | 2 | | 12 | 1 | | | | | | | 37 | 2 | 39 |
| Mendigos | | 1 | | | 2 | 2 | | | | | | | 5 | 7 | 12 |
| Mensajeros | 3 | | | | 5 | | | | | | 1 | | 29 | | 29 |
| Meretrices | | 3 | | | | 15 | | | 2 | | | | | 31 | 31 |
| Militares | 8 | | | | 234 | | | | | | 2 | | 417 | | 417 |
| Mineros | 210 | | 9 | | 34 | | 3 | | 144 | | 255 | | 1.227 | | 1.227 |
| Modistas | | 31 | | 6 | | 100 | | 12 | | | 6 | 10 | | 311 | 311 |
| Molineros | | | | | 3 | | | | | | 1 | | 30 | | 30 |
| Moteros | | 1 | | | | | | | | | | | | 4 | 4 |
| Motoristas | | | | | 1 | | | | | | | | 12 | | 12 |

| PROVINCIA DE ACONCAGUA | PUTAENDO | | STA. MARÍA | | LOS ANDES | | CALLE LARGA | | RINCONADA | | S. ESTEBAN | | PROVINCIA | | |
|-------------------------------|----------|-------|------------|-------|-----------|-------|-------------|-------|-----------|-------|------------|-------|-----------|---------|---------|
| | H. | M. | H. | M. | H. | M. | H. | M. | H. | M. | H. | M. | Hombres | Mujeres | Total |
| Movilizadores | | | | | | | | | | | | | 2 | | 2 |
| Mosos | 65 | 3 | 7 | | 93 | | 21 | | 7 | | 27 | | 454 | 6 | 460 |
| Mueblistas | 2 | | | | 6 | | | | 1 | | | | 20 | | 20 |
| Músicos | 1 | | 1 | | 20 | | | | | | | | 47 | 3 | 50 |
| Niñeras | | 2 | | 5 | | 11 | | 2 | | 1 | | 5 | | 80 | 80 |
| Niveladores..... | | | | | | | | | | | | | 6 | | 6 |
| Notarios | | | | | | | | | | | | | 2 | | 2 |
| Oficinistas | 81 | 20 | 15 | 6 | 353 | 72 | 13 | 4 | 21 | 4 | 30 | 4 | 979 | 212 | 1.191 |
| Ópticos | | | | | 1 | | | | | | | | 2 | | 2 |
| Operadores | 2 | | | | 5 | | | | | | | | 10 | | 10 |
| Ordnadores..... | | 2 | | 2 | | 8 | 1 | 26 | | 7 | 1 | 4 | 3 | 163 | 166 |
| Panaderos | 5 | 1 | 2 | 2 | 32 | | 2 | | | | 1 | | 111 | 15 | 126 |
| Panteoneros | | | | | 1 | | | | | | | | 1 | | 1 |
| Pasteleros | | 1 | | | 4 | | | | | | | | 8 | 10 | 18 |
| Peloteros..... | | | | | | | | | | | | | 2 | | 2 |
| Peluqueros | 6 | 2 | 7 | | 29 | 8 | 2 | 1 | 2 | | 3 | | 99 | 24 | 123 |
| Perforadores..... | | | | | | | | | 1 | | | | 12 | | 12 |
| Periodistas | | | | | 4 | | | | | | | | 11 | 1 | 12 |
| Pescadores | | | | | | | | | | | | | 54 | | 54 |
| Picapedreros | 4 | | | | | | | | | | | | 4 | | 4 |
| Pintores | 3 | | 2 | | 34 | | | | 2 | | 3 | | 82 | | 82 |
| Picadores de leña..... | | | | | 1 | | | | | | | | 1 | | 1 |
| Piomeros | | | | | | | | | | | | | 3 | | 3 |
| Porteros | 5 | 1 | | | 16 | | 1 | | | | | | 33 | 6 | 39 |
| Practicantes | 9 | 4 | | | 11 | 11 | 1 | | 2 | | | | 57 | 29 | 86 |
| Premsistas | | | | | | | | | | | | | 1 | | 1 |
| Preparadores de caballos..... | | | | | | | | | | | | | 1 | | 1 |
| Profesores..... | 11 | 29 | 2 | 15 | 33 | 90 | 3 | 6 | 3 | 6 | 2 | 10 | 126 | 365 | 491 |
| Pulidores | 1 | | | | | | | | | | | | 2 | | 2 |
| Químicos | 2 | | | | 1 | | | | | | | | 6 | | 6 |
| Radiotelegrafistas..... | 1 | | | | 4 | | | | | | 1 | | 6 | | 6 |
| Recaudadores | | | | | 2 | | | | | | | | 14 | | 14 |
| Regadores | | | | | 1 | | | | | | | | 2 | | 2 |
| Relojeros | | | 1 | | 7 | | | | | | | | 14 | 1 | 15 |
| Religiosos | | 7 | | | 1 | 42 | | | 1 | | | | 5 | 125 | 130 |
| Repartidores | | | | | 11 | | | | | | 2 | | 31 | 2 | 33 |
| Rentistas | 8 | 2 | 4 | 19 | 30 | 33 | 3 | 5 | 3 | 5 | 1 | 4 | 74 | 154 | 228 |
| Reos | | | | | | | | | | | | | 1 | | 1 |
| Repujadores..... | | | | | | | | | | | | | 2 | | 2 |
| Retorcadores | 1 | | | | | | | | | | | | 1 | | 1 |
| Sacerdotes | 1 | | 3 | | 13 | | | | | | 2 | | 39 | | 39 |
| Sastres | 1 | | 1 | | 15 | | | | 1 | | | | 41 | 12 | 53 |
| Sepultureros..... | | | | | | | | | | | | | 2 | | 2 |
| Soldadores | | | | | 1 | | | | | | | | 6 | | 6 |
| Sombrereros | 1 | 2 | | | 2 | 3 | | | | | | | 7 | 10 | 17 |
| Suplementeros..... | 1 | | | | 1 | 1 | 2 | | | | | | 10 | 3 | 13 |
| Serenos | 3 | | | | 2 | | | | | | 4 | | 21 | | 21 |
| Talabarteros | 3 | | 1 | | 17 | | 3 | | | | 3 | | 51 | | 51 |
| Talladores | 1 | | | | 1 | | | | | | | | 1 | | 1 |
| Tapiceros | | | | | 10 | | 1 | | | | | | 4 | | 4 |
| Técnicos | 6 | | 1 | | 10 | | 2 | | | | | | 24 | | 24 |
| Tejedores | 1 | 22 | | | 14 | 8 | | 2 | | 1 | | 2 | 17 | 55 | 72 |
| Teneidores de libros..... | | | | | 2 | | | | | | | | 2 | | 2 |
| Telefonistas..... | | | | 1 | 3 | | | | | | | | 5 | 15 | 20 |
| Telegrafistas | | 3 | | | 10 | 12 | | | | | | | 14 | 31 | 45 |
| Tintoreros | | 2 | | | 2 | | | | | | | | 2 | | 2 |
| Tipógrafos | 4 | | | | 3 | | | | | | | | 12 | | 12 |
| Toneleros | | | | | 1 | | | | | | | | 7 | | 7 |
| Torneros | 1 | | | | 3 | | | | | | | | 9 | | 9 |
| Trapicheros | | | | | | | | | | | | | 1 | | 1 |
| Trenadores | | | | | | | | | | | | | 1 | | 1 |
| Turistas | 3 | | | | | | | | | | | | 4 | | 4 |
| Urdidores | 1 | | | | | | | | | | | | 2 | | 2 |
| Vendedores | 1 | 2 | | | 26 | 1 | | | | | | | 49 | 10 | 59 |
| Veterinarios | 1 | | | | | | 1 | | | | | | 5 | | 5 |
| Vinicultores | | | 1 | | | | | | | | | | 6 | | 6 |
| Vitateros | | | | | | | | | | | | | 5 | | 5 |
| Visitadoras Sociales | | | | | | 1 | | 1 | | | | | | 5 | 5 |
| Vulcanizadores | | | | | 1 | | | | | | | | 2 | | 2 |
| Zapateros | 26 | | 9 | | 81 | | 7 | | 2 | | 6 | | 270 | | 270 |
| Totales | 5.587 | 5.597 | 3.329 | 3.148 | 8.889 | 9.075 | 2.714 | 2.537 | 1.916 | 1.675 | 4.368 | 3.573 | 60.225 | 57.824 | 118.049 |

Ocupaciones por sexo y comunas

| PROVINCIA DE VALPARAISO | QUILLOTA | | QUINTERO | | NOGALES | | HIJUELAS | | LLAY-LLAY | | CALERA | | LA CRUZ | | VALPARAISO | |
|------------------------------|----------|-------|----------|-------|---------|-------|----------|-------|-----------|-------|--------|-------|---------|-------|------------|--------|
| | H. | M. | H. | M. | H. | M. | H. | M. | H. | M. | H. | M. | H. | M. | H. | M. |
| Sin especificar..... | 3.305 | 8.229 | 1.840 | 3.729 | 2.131 | 4.675 | 722 | 1.746 | 1.612 | 3.110 | 2.110 | 4.780 | 873 | 2.202 | 25.220 | 71.843 |
| Abogados..... | 9 | 1 | 4 | | 1 | | 1 | | | | | | 2 | | 74 | 6 |
| Adivinos..... | | 1 | | | | | | | | | | | | | 17 | 2 |
| Administradores..... | 44 | 2 | 28 | 1 | 8 | | 12 | | 23 | | 9 | 1 | 20 | | 188 | 45 |
| Agricultores..... | 382 | 7 | 863 | 55 | 180 | 3 | 230 | 6 | 36 | | 52 | | 248 | 8 | 195 | 9 |
| Agrimensores..... | | | | | | | | | | | | | | | 6 | |
| Agrónomos..... | 6 | 2 | 2 | | 1 | | 3 | | 1 | | | | 3 | | 17 | 3 |
| Albañiles..... | 117 | | 47 | | 37 | | 21 | | 25 | | 53 | | 21 | | 662 | |
| Alarifes..... | 11 | | 1 | | 6 | | | | 1 | | | | 1 | | 155 | |
| Allareros..... | 2 | | | 3 | | | 6 | | | 1 | | | | | 14 | 5 |
| Amansadores..... | 3 | | 2 | | 1 | | | | | | | | | | 40 | |
| Amasadores..... | 1 | | 1 | 4 | | 3 | | 1 | | | | 6 | | | 4 | 6 |
| Aparceros..... | | | | | | | | | | | | | | | | 3 |
| Aparadores..... | 4 | | | | | | | | 1 | | | | | | | 136 |
| Apicultores..... | | | 1 | | | | | | | | | | | | 7 | |
| Aplanchadores..... | | | | | | | | | | | | | 1 | | 2 | 67 |
| Alcaldes..... | | | | | | | | | | | | | | | 1 | |
| Armadores..... | | | | | | | | | 2 | | 5 | | | | 16 | |
| Armeros..... | 1 | | | | | | | | | | | | | | 1 | |
| Arquitectos..... | 1 | | 1 | | | | 1 | | | | | | 1 | | 24 | |
| Arrendadores de objetos..... | 1 | | | | | | | | | | | | | | 1 | |
| Articeros..... | 11 | | 14 | 1 | 11 | 2 | 2 | | 10 | | | 4 | 9 | | 26 | |
| Artistas pintores..... | | | | | | | | | | | | | | | 8 | 2 |
| Artistas escultores..... | | | | | | | | | | | | | | | 13 | 2 |
| Artistas de teatro..... | | | | | | | | | | | | | | | 9 | 11 |
| Artistas de cine..... | | | | | | | | | | | | | | | 1 | 9 |
| Artistas de radio..... | | | | | | | | | | | | | | | 3 | 2 |
| Artistas de circo..... | | | | | | | | | | | 4 | | | | 3 | |
| Artistas otros..... | | 5 | | | | | | | | | | 4 | | | 19 | 15 |
| Arqueólogos..... | | | | | | | | | | | | | | | 6 | |
| Ascensoristas..... | 1 | | | | | | | | | | | | | | 46 | 49 |
| Aserradores..... | 1 | | 8 | | | | | | | | | | | | 4 | |
| Asfaltadores..... | | | | | | | | | | | | | | | 2 | |
| Aucías..... | 28 | 2 | 2 | | 5 | | | | 8 | | | | 1 | | 5 | |
| Auxiliares..... | 20 | 2 | 28 | | 9 | 5 | 5 | 2 | 15 | 3 | 66 | 6 | 4 | | 396 | 91 |
| Aviadores..... | | | 56 | | | | | | | | | | | | 3 | 1 |
| Avicultores..... | 5 | 2 | | | 1 | | 31 | | | | 1 | | | | 12 | 8 |
| Bailarines..... | | | | | | | | | | | | | | | 7 | 5 |
| Balboeros..... | 4 | | 2 | | 1 | | | | 1 | | | | | | 46 | |
| Baleros..... | | | 2 | | | | | | | | | | | | 2 | |
| Barnizadores..... | 3 | | | | 1 | | | | | | 1 | | | | 167 | |
| Barquilleros..... | | | | | | | | | | | | | | | 1 | |
| Barridores..... | 1 | 2 | 1 | | 3 | | | | 1 | | 4 | | | | 108 | 4 |
| Barristeros..... | 1 | | | | 31 | | | | | | | | | | 9 | |
| Biscladores..... | | | | | | | | | | | 3 | | | | 20 | |
| Bordadores..... | | 3 | | | | 2 | | | | 3 | | | | | | 75 |
| Bovendores..... | 1 | | | | | | | | | | | | | | 9 | |
| Bovenceros..... | | | | | | | | | | | | | | | 18 | |
| Buzos..... | | | 1 | | | | | | | | | | | | 10 | |
| Caballerizos..... | 2 | | 2 | | | | | | | | | | | | 4 | |
| Cajistas..... | | | | | | | | | | | | | | | 22 | 8 |
| Calafates..... | | | | | | | | | | | 12 | | | | 42 | |
| Caldereros..... | | | | | 2 | | | | | | | | | | 367 | |
| Caligrafos..... | | | | | 1 | | | | | | | | | | 2 | 3 |
| Cañareros..... | 4 | 4 | | 1 | 2 | 2 | | | | | 2 | 2 | 1 | | 86 | 125 |
| Camioneros..... | 3 | | | | 3 | | | | | | 2 | | | | 10 | |
| Canasteros..... | 5 | | 1 | | 2 | | 2 | | 1 | | 5 | | 3 | | 8 | 8 |
| Canteros..... | | | | | 1 | | | | 2 | | | | | | 22 | |
| Cantinceros..... | | | | | | | | | | | | | | | 10 | |
| Caxceleros..... | 3 | | | | 1 | | | | | | 1 | | | | 45 | |
| Cardadores..... | 3 | 2 | | | | | | | | | | | | | 1 | 14 |
| Cargadores..... | 3 | | 2 | | 5 | | | | 8 | | 40 | | 11 | | 468 | |
| Carabineros..... | 54 | | 17 | | 21 | | 5 | | 11 | | 30 | | 11 | | 1.159 | |
| Carniceros..... | 7 | | 3 | | 11 | | | | 1 | | 1 | | 3 | | 156 | |
| Carpinteros..... | 192 | | 58 | | 74 | | 28 | | 62 | | 88 | | 17 | | 2.123 | |
| Carroceros..... | 19 | | 4 | | 7 | | | | 2 | | 4 | | | | 23 | |
| Carreteros..... | 22 | | 7 | | 9 | | | | 12 | | 7 | | | | 129 | |
| Carteros..... | 2 | | | | | | | | | | | | | | 25 | |
| Cartógrafos..... | 1 | | | | | | | | | | | | | | 7 | |
| Cavadores..... | | | | | | | | | 1 | | | | | | 6 | |
| Cerrajeros..... | 2 | | | | 1 | | | | 1 | | | | | | 53 | |
| Cesteros..... | 6 | | | | 1 | | | | 3 | | | | | | 24 | |
| Cigarreros..... | | 2 | | | | 1 | | | | | | | | | 4 | 10 |
| Cinzeladores..... | | | | | | | | | | | | | | | 5 | |
| Cobradores..... | 2 | 1 | 1 | | | 2 | | | | | 2 | | 3 | | 318 | 19 |
| Cocineros..... | 5 | 154 | 3 | 34 | 1 | 40 | | 11 | | 3 | 77 | | 10 | | 252 | 906 |
| Colchoneros..... | 1 | | | | 1 | | | | | | | | | | 43 | 9 |
| Comisionistas..... | 26 | | | | 1 | | | | | | 2 | | | | 363 | 114 |
| Concreteros..... | 1 | | | | | | | | | | | | | | 16 | |
| Confiteros..... | | 2 | | | | | | | | | | | | | 53 | 16 |
| Conscriptos..... | 126 | | | | 1 | | | | 9 | | 1 | | | | 816 | |
| Constructores..... | 21 | | 5 | | 6 | | 4 | | | | | | | | 191 | |
| Contadores..... | 22 | 2 | 3 | | 8 | | 6 | | | | 7 | | 3 | | 602 | 70 |
| Coperos..... | | | | | | | | | | | | | | | 9 | |
| Cortadores..... | 9 | | | | 1 | | | | | | 3 | | | | 179 | |
| Corteros..... | 2 | | | | | | | | | | | | | | 24 | |
| Corredores comercio..... | 1 | | | | | | | | 1 | | | | | | 50 | 4 |
| Costureras..... | | 146 | | 17 | | 40 | | 13 | | 51 | | 65 | | 13 | | 2.735 |
| Comerciantes..... | 672 | 162 | 144 | 52 | 182 | 48 | 63 | 33 | 202 | 95 | 331 | 106 | 177 | 43 | 4.932 | 1.231 |
| Cuidadores..... | 16 | 4 | 3 | | 2 | 3 | | | 4 | | 8 | | 2 | 6 | 177 | 124 |
| Curtidores..... | 14 | | 1 | | 3 | | | | | | 31 | | | | 116 | 7 |
| Chamaneros..... | | | | | | | | | | | | | | | 19 | 3 |
| Choferes..... | 84 | | 31 | | 35 | | 10 | | 22 | | 38 | | 29 | | 1.146 | |
| Dactilógrafos..... | 1 | 1 | | | | | | | | 1 | 5 | | | | 24 | 38 |
| Decoradores..... | | | | | | | | | | | | | | | 6 | |
| Departistas..... | | | 1 | | | | | | | | | | | | 20 | |
| Dentistas..... | 11 | 2 | 2 | 1 | | | 1 | | | | 1 | 1 | | | 42 | 9 |

| PROVINCIA DE VALPARAISO | QUILLOTA | | QUINTERO | | NOGALES | | HUIJIFLAS | | LLAY-LLAY | | CALERA | | LA CRUZ | | VALPARAISO | | |
|-------------------------|----------|-------|----------|-----|---------|-----|-----------|-----|-----------|-----|--------|-----|---------|-----|------------|--------|---|
| | H. | M. | H. | M. | H. | M. | H. | M. | H. | M. | H. | M. | H. | M. | H. | M. | |
| De hollinadores | | | | | 1 | | | | | | | | | | | 4 | |
| Desolladores | | | | | | | | | | | | | | | | 3 | |
| Desocupados | 35 | 8 | 11 | 2 | 16 | 3 | 1 | | 23 | 6 | 6 | 1 | 6 | 1 | 1.012 | 227 | |
| Defectivos | 4 | | | | | | | | | | | | | | | 69 | |
| Dibujantes | 5 | | | | | | | | | | 4 | | | | | 46 | 4 |
| Diplomáticos | | | | | | | | | | | | | | | | 7 | |
| Diputados | | | | | | | | | | | | | | | | 7 | |
| Domésticos | 47 | 626 | 14 | 72 | 17 | 126 | 6 | 78 | 10 | 102 | 28 | 266 | 16 | 126 | 50 | 4.653 | |
| Donadores | | | | | | | | | | | | | | | 2 | | |
| Doneros | | | | | | | | | | | | | | | 37 | | |
| Donadores | 3 | | | | 1 | | | | | | 1 | | | | 3 | | |
| Elanistas | | | | | | | | | 1 | | 1 | | | | 51 | | |
| Electricistas | 40 | | 8 | | 8 | | 2 | | 7 | | 52 | | 3 | | 620 | | |
| Embalsamadores | | | | | 1 | | 1 | | 6 | | | | | | 40 | | |
| Embalsamadores | | | | | | | | | | | | | | | 5 | | |
| Empailladores | 2 | | 2 | | | | | | | | | | | | 7 | 13 | |
| Empastadores | 1 | | | | | | | | | | | | | | 4 | | |
| Empapeladores | | | | | | | | | | | | | | | 1 | | |
| Empaqueadores | 1 | 2 | | 2 | | | | | 1 | | 3 | | 1 | | 16 | | |
| Encerradores | 2 | | | | | | | | | | | | | | 144 | 294 | |
| Encañaladores | 1 | | | | | | | | | | | | | | 111 | | |
| Encañaladores | 1 | | | | | | | | | | | | | | 171 | 19 | |
| Encañaladores | | | | | | | | | | | | | | | 3 | | |
| Encañaladores | 10 | 16 | 3 | | 1 | 3 | | | | 2 | 1 | 5 | | | 64 | 322 | |
| Encañaladores | 2 | | 1 | | 3 | | | | | | 5 | | | | 88 | | |
| Encañaladores | | | | | 3 | | | | | | 8 | | | | 25 | | |
| Encañaladores | 1 | | | | 1 | | | | | | | | | | 3 | | |
| Encañaladores | 1 | | | | 1 | | | | | | 1 | | | | 1 | | |
| Encañaladores | 1 | | | | 6 | | | | 1 | | | | 8 | | 9 | | |
| Encañaladores | | | | | | | | | | 1 | | | | | 3 | | |
| Encañaladores | 4 | | 1 | | 1 | | | | 2 | | | | | | 159 | 22 | |
| Encañaladores | 1 | | | | | | | | | | | | | | 7 | | |
| Encañaladores | 1 | 1 | | | | | | 1 | | | 2 | 1 | | | 2 | | |
| Encañaladores | | | | | | | | | | | | | | | 21 | 12 | |
| Encañaladores | | | | | | | | | | | | | | | 669 | | |
| Encañaladores | 31 | | 12 | | 3 | | 2 | | 4 | | 7 | | | | 489 | | |
| Encañaladores | 2.238 | 2.027 | 667 | 672 | 717 | 790 | 346 | 352 | 692 | 571 | 873 | 631 | 394 | 433 | 17.762 | 18.212 | |
| Encañaladores | | | | | | | | | | | | | | | 1 | | |
| Encañaladores | 9 | 3 | | | 1 | | | | 8 | 2 | 1 | 1 | 2 | | 44 | 28 | |
| Encañaladores | 2 | | | | 1 | | | | 2 | | 1 | | | | 201 | | |
| Encañaladores | 3 | | | | 1 | | 1 | | | | 1 | 1 | | | 14 | 10 | |
| Encañaladores | 1 | | 1 | | 2 | | | | 3 | | 21 | | | | 391 | | |
| Encañaladores | 2 | | | | 1 | | | | | | 1 | | | | 10 | | |
| Encañaladores | 3 | | 1 | | 1 | | | | | | 2 | | | | 97 | 20 | |
| Encañaladores | 1 | | | | 1 | | | | | | 12 | | | | 167 | | |
| Encañaladores | | | 3 | | 1 | | | | | | | | | | 16 | | |
| Encañaladores | 24 | | 6 | | 6 | | | | 3 | | 11 | | 2 | | 413 | | |
| Encañaladores | | | | | 1 | | | | | | | | | | 16 | | |
| Encañaladores | 44 | | 7 | | 17 | 3 | | | 15 | | 26 | | 6 | | 204 | | |
| Encañaladores | 1 | | | | 9 | | | | | | | | | | 9 | 6 | |
| Encañaladores | 6 | | | | 3 | | 28 | | | | 20 | | 19 | | 16 | 6 | |
| Encañaladores | 12 | | | | 3 | | | | 1 | | 8 | | | | 77 | | |
| Encañaladores | 11 | | 1 | | 7 | 1 | 2 | | 2 | | 7 | 1 | 1 | | 53 | | |
| Encañaladores | 2 | | 1 | | 3 | | 1 | | | | 11 | | | | 8 | | |
| Encañaladores | | | | | 3 | | | | | | 1 | 1 | | | 9 | 6 | |
| Encañaladores | 1 | | | | | | | | | | 1 | | | | 1 | | |
| Encañaladores | | | | | 8 | | | | | | | | | | 7 | 2 | |
| Encañaladores | 68 | 2 | 6 | | 2 | 1 | 6 | | 5 | | 6 | | 6 | | 403 | 44 | |
| Encañaladores | 16 | | 6 | | 10 | | 2 | | 4 | | 14 | | 1 | | 239 | 1 | |
| Encañaladores | 18 | | 2 | | 4 | | 3 | | 11 | | 4 | | 2 | | 210 | 21 | |
| Encañaladores | 1 | | | | 2 | | | | 2 | | | | | | 4 | | |
| Encañaladores | 53 | | 8 | | 6 | | 4 | | 6 | | 12 | | | | 29 | | |
| Encañaladores | 1 | | | | 1 | | | | | | | | | | 385 | | |
| Encañaladores | 4 | | | | 1 | | | | | | | | | | 24 | | |
| Encañaladores | 2.993 | 265 | 1.176 | 42 | 2.038 | 76 | 667 | 106 | 1.616 | 378 | 1.602 | 107 | 920 | 74 | 10.576 | 2.797 | |
| Encañaladores | 4 | | | | | | | | | | | | | | 80 | | |
| Encañaladores | 95 | 21 | 3 | 1 | 10 | 2 | | 1 | 33 | 2 | 43 | 2 | 2 | | 1.184 | 118 | |
| Encañaladores | 1 | | | | 1 | | | | | | | | 1 | | 7 | | |
| Encañaladores | 3 | | 1 | | 2 | | | | | | 10 | | | | 82 | | |
| Encañaladores | | | | | | | | | 1 | | | | | | 16 | | |
| Encañaladores | 1 | | | | | | | | | | | | | | 163 | | |
| Encañaladores | 18 | 127 | | 28 | 3 | 64 | | 10 | | | 1 | 64 | 1 | 18 | | 1.419 | |
| Encañaladores | 2 | | 2 | 8 | 2 | | | | 11 | | 40 | | 3 | | 53 | 6 | |
| Encañaladores | 13 | | 6 | | 23 | | 13 | | 7 | | 1 | | | | 109 | | |
| Encañaladores | | 7 | | | 1 | | | | | | 1 | | 1 | | 7 | 3 | |
| Encañaladores | 2 | | | | 1 | | | | | | 5 | | | | 58 | | |
| Encañaladores | 1 | | | | 1 | | | | | | | | | | 72 | | |
| Encañaladores | | | | | | | | | | | | | | | 126 | | |
| Encañaladores | 1 | | 7 | | | | | | 2 | | 6 | | | | 99 | | |
| Encañaladores | 7 | | 2 | | 4 | 2 | 1 | | 6 | | 3 | | 1 | | 11 | 20 | |
| Encañaladores | | | | | | | | | | | | | | | 18 | | |
| Encañaladores | | 1 | | | | 1 | | | | | | | | | | 105 | |
| Encañaladores | 3 | | | | 13 | | 1 | | 15 | | 30 | | | | 349 | | |
| Encañaladores | | | | | | | | | | | | | | | 9 | | |
| Encañaladores | 3 | | 2 | | 4 | | | | | | 1 | | 1 | | 4.449 | | |
| Encañaladores | | | | | | | | | | | | | | | 28 | | |
| Encañaladores | 6 | | | | | | | | | | | | | | 7 | | |
| Encañaladores | | | | | 1 | | | | | | 4 | | | | 10 | | |
| Encañaladores | 11 | | 1 | | 1 | | | | | | | | 1 | | 96 | | |
| Encañaladores | | 6 | | 3 | | 2 | | | | | | | | | | 100 | |
| Encañaladores | 31 | 2 | 16 | | 26 | 8 | | 1 | 10 | 3 | 22 | | 15 | 1 | 245 | 48 | |
| Encañaladores | 138 | | 73 | | 98 | | 16 | | 33 | | 202 | | 20 | | 2.371 | | |
| Encañaladores | 3 | | 1 | | | | | | | | | | | | 10 | 8 | |
| Encañaladores | 1 | | | | 1 | | | | | | | | | | 16 | 6 | |
| Encañaladores | 10 | | 1 | | 1 | | | | 4 | | 4 | | 2 | | 159 | 55 | |
| Encañaladores | | 1 | | | | | | | | | | | | | 118 | 16 | |
| Encañaladores | 6 | | 2 | | | | | | 2 | | 1 | | 4 | | 76 | | |

| PROVINCIA DE VALPARAISO | QUILLOTA | | QUINTERO | | NOGALES | | HIJUELAS | | LLAY-LLAY | | CALERA | | LA CRUZ | | VALPARAISO | |
|--------------------------------|----------|--------|----------|-------|---------|-------|----------|-------|-----------|-------|--------|-------|---------|-------|------------|---------|
| | H. | M. | H. | M. | H. | M. | H. | M. | H. | M. | H. | M. | H. | M. | H. | M. |
| Meretrices | | 26 | | | | 1 | | 2 | | 5 | | 16 | | | | 375 |
| Militares | 119 | | 108 | | | | | | | | 1 | | 22 | | 249 | |
| Mineros | 50 | | 21 | | 445 | | 42 | | 13 | | 309 | | 1 | | 112 | |
| Modistas | | 103 | | 23 | | 16 | | 11 | | 17 | | 56 | | 11 | | 1.340 |
| Molneros | 7 | | 1 | | 4 | | 2 | | 7 | | 20 | | 1 | | 17 | |
| Moteros | | | | | | | | | | | | 2 | | | 11 | 3 |
| Motoristas | | | | | 1 | | | | | | 1 | | | | 44 | |
| Movilizadores | | | | | | | | | | 8 | | | | | 77 | |
| Moxos | 33 | 1 | 20 | | 12 | | 3 | | 8 | | 42 | | 5 | | 929 | |
| Mueblistas | 3 | | | | 1 | | | | 1 | | 5 | | | | 257 | |
| Músicos | 15 | 2 | | | | | 4 | | 1 | | 15 | | | | 231 | 16 |
| Niñeras | | 20 | | 4 | | 2 | | 2 | | 12 | | 12 | | 4 | | 110 |
| Niqueladores | 2 | | | | | | | | | | | | | | 23 | |
| Niveladores | | | | | 2 | | | | | | 1 | | 10 | | 2 | |
| Notarios | | | | | | | | | | | | | | | 4 | |
| Novelistas | 4 | | | | | | | | | | | | | | 9 | |
| Oficinistas | 308 | 57 | 20 | 6 | 73 | 3 | 10 | 1 | 95 | 13 | 155 | 22 | 40 | 3 | 5.694 | 1.828 |
| Ópticos | | | | | | | | | | | | | | | 7 | |
| Operadores | 2 | | | | 1 | | | | 1 | | 2 | | 2 | | 36 | |
| Ortopédicos | | | | | | | | | | | | | | | 111 | |
| Ordeñadores | 6 | 69 | 1 | 54 | | 19 | | 6 | | 44 | | 13 | 2 | 19 | 77 | 2 |
| Panaderos | 88 | | 7 | 1 | 20 | 1 | 4 | | 13 | | 23 | 1 | 3 | | 628 | |
| Panteoneros | | | | | | | | | | | | | | | 38 | |
| Pasteleros | 10 | | | | 1 | | | | | | 3 | | | | 202 | 18 |
| Peleteros | 2 | | | | | | | | | | | | | | 36 | 37 |
| Peluceros | | | | | | | | | | | | | | | 115 | |
| Peluceros | 30 | 4 | 4 | | 8 | | 3 | | 10 | 2 | 25 | 2 | 3 | | 316 | 133 |
| Perforadores | | | | | 79 | | | | | | 12 | | | | 9 | |
| Periodistas | 4 | 2 | | | | | | | | | | | | | 90 | 8 |
| Pescadores | 3 | | 84 | 1 | | | | | | | | | | | 419 | |
| Pintores | 41 | | 19 | | 5 | | 3 | | 9 | | 12 | | 2 | | 631 | |
| Picadores de leña | 2 | | | | | | | | | | | | | | 2 | |
| Pirograbadores | | | | | | | | | | | | | | | 9 | |
| Plantilleros | | | | | | | | | | | | | | | 7 | |
| Plateros | | | | | | | | | | | | | | | | |
| Piomeros | | | | | | | | | 1 | | | | | | 24 | |
| Porteros | 3 | 1 | | | 1 | | | | 5 | 1 | 6 | | 1 | 1 | 210 | 64 |
| Practicantes | 8 | 10 | 4 | | 3 | 1 | | | 1 | 1 | 7 | | | | 143 | 126 |
| Previsistas | 1 | | | | | | | | | | | | | | 58 | |
| Preparadores de caballos | | | | | | | | | | | | | | | 35 | |
| Profesores | 58 | 114 | 3 | 22 | 8 | 20 | 2 | 9 | 6 | 19 | 16 | 24 | 8 | 12 | 319 | 734 |
| Pulidores | | | | | | | | | | | | | | | 27 | |
| Químicos | 3 | | | | 1 | | | | 13 | 1 | 11 | | | | 39 | 11 |
| Radiotelegrafistas | | | | | | | | | | | | | | | 51 | |
| Recaudadores | 2 | 1 | 1 | | 2 | | | | | | 1 | 2 | | | 16 | 22 |
| Recamadores | | | | | | | | | | | | | | | 4 | |
| Redactores | | | | | | | | | | | | | | | 1 | |
| Regadores | | | | | | | | | 3 | | | | | | 1 | |
| Relojeros | 10 | | | | | | | | 1 | | 2 | | | | 51 | 4 |
| Religiosos | 3 | 12 | | | | | | | 1 | | | | | | 30 | 85 |
| Repartidores | 25 | | | | 4 | | | | 5 | | 6 | | 2 | | 314 | 9 |
| Rentistas | 64 | 77 | 4 | 6 | 4 | 9 | 3 | 7 | | 4 | 10 | 9 | 9 | 8 | 349 | 487 |
| Remachadores | | | | | | | | | | | | | | | 7 | |
| Reos | | | | | | | 1 | | | | | | | | 144 | |
| Repujadores | | | | | | | | | | | | 1 | | | 51 | 39 |
| Ripadores | | | | | | | | | | | | | | | 1 | |
| Sacerdotes | 11 | | 2 | | 1 | | 1 | | | | 2 | | 1 | | 78 | |
| Sastres | 21 | 8 | | 1 | 4 | | | | 4 | 2 | 11 | | 9 | 1 | 409 | 197 |
| Sepultureros | | | | | | | | | | | | | | | 17 | |
| Soldadores | 1 | | | | 1 | | 3 | | 2 | | 8 | | | | 63 | |
| Sombrereros | 1 | | 1 | | | | | | 1 | | 1 | | | | 62 | 55 |
| Suplementeros | 3 | | | | | | | | 1 | | 2 | | | | 115 | 42 |
| Serenos | 4 | | | | 7 | | | | 2 | | 15 | | 2 | | 66 | |
| Talabarteros | 16 | | 2 | | 6 | | 1 | | 7 | | 4 | | 2 | | 77 | |
| Talladores | | | | | | | | | | | | | | | 5 | |
| Taquigrafos | 1 | | | | | | | | | | | | | | 5 | 39 |
| Tapiceros | 1 | | | | | | | | | | | | | | 115 | |
| Tarjadores | | | | | | | | | | | | | | | 48 | |
| Tarjadores | | | | | | | | | | | | | | | 4 | |
| Técnicos | 9 | | | | 4 | | 1 | | 1 | | 1 | | | | 123 | 17 |
| Tejedores | | 7 | | | 4 | | 6 | | 1 | 1 | 13 | 22 | 1 | | 45 | 278 |
| Tenedores de libros | 1 | | | | | | | | | | | | | | 12 | 3 |
| Telefonistas | | 1 | | | 1 | 1 | | 1 | | | | | | | 27 | |
| Telegrafistas | 1 | 4 | 4 | 1 | 3 | | | | | 2 | 5 | | 5 | | 89 | 40 |
| Tintoreros | 2 | | | | 3 | | | | | | 1 | | | | 99 | 16 |
| Tipógrafos | 10 | | | | | | | | 1 | | | | | | 330 | |
| Toncleros | 4 | | | | | | 2 | | | | | | | | 66 | |
| Topógrafos | | | | | | | | | | | | | | | 11 | |
| Torneros | 3 | | | | 2 | | | | | | 12 | | | | 95 | |
| Tranviarios | | | | | | | | | | | | | | | 10 | |
| Trapicheros | | | | | | | | | | | | | | | 1 | |
| Trenzadores | | | 1 | | | | | | | | | | | | 7 | |
| Turistas | | | | | | | | | | | | | | | 4 | 4 |
| Urdidores | | 1 | | | 1 | 1 | | | | | 1 | 1 | | | 4 | 4 |
| Vacunadores | | | | | | | | | | | | | | | 2 | 2 |
| Vaciadores | | | | | 1 | | | | | | | | | | 4 | |
| Vendedores | 14 | 6 | | | 1 | | | | 4 | | 8 | 6 | 1 | | 768 | 270 |
| Veterinarios | 2 | | | | 2 | | | | | | | | | | 12 | |
| Vidrieros | 1 | | | | | | | | | | | | 1 | | 38 | |
| Viticultores | 1 | | | | 1 | | | | | | | | | | 4 | 3 |
| Viticultores | 1 | | | | | | | | 2 | | 2 | | | | 6 | |
| Visitadoras Sociales | | 1 | | | 1 | | | | | 1 | | 2 | | | 18 | 28 |
| Vulcanizadores | 2 | | | | | | | | | | | | | | | |
| Zapateros | 94 | 2 | 9 | | 24 | | 8 | | 26 | | 25 | | 11 | | 1.207 | |
| Totales | 12.472 | 12.419 | 5.448 | 4.748 | 6.627 | 5.971 | 2.562 | 2.402 | 4.789 | 4.456 | 6.731 | 6.572 | 3.022 | 2.998 | 102.695 | 112.919 |

| PROVINCIA DE VALPARAISO | VIÑA DEL MAR | | LIMACHE | | QUILPUÉ | | CASABLANCA | | VILLA ALEMANA | | PROVINCIA | | |
|----------------------------|--------------|--------|---------|-------|---------|-------|------------|-------|---------------|-------|-----------|---------|---------|
| | H. | M. | H. | M. | H. | M. | H. | M. | H. | M. | Hombres | Mujeres | Total |
| Sin especificar | 8.132 | 22.739 | 2.759 | 7.532 | 2.165 | 5.176 | 2.575 | 4.994 | 1.194 | 3.054 | 54.638 | 143.809 | 198.447 |
| Abogados | 145 | | 6 | 1 | 5 | 1 | 5 | | 10 | | 262 | 9 | 271 |
| Adivinos | | 6 | | | | | | | | | 17 | 9 | 26 |
| Administradores | 119 | 6 | 39 | 1 | 56 | 2 | 55 | 1 | 22 | 1 | 623 | 60 | 683 |
| Agricultores | 163 | 8 | 620 | 21 | 308 | 10 | 555 | 8 | 92 | 10 | 3.914 | 143 | 4.059 |
| Agrimensores | 2 | | 1 | | | | | | | | 8 | | 8 |
| Agrónomos | 5 | | 5 | | 4 | | 1 | | 1 | | 49 | 5 | 54 |
| Albañiles | 373 | | 77 | | 175 | | 54 | | 97 | | 1.759 | | 1.759 |
| Alarifes | 49 | | 4 | | | | 2 | | | | 230 | | 230 |
| Alfareros | 19 | | | | | | | | | | 41 | 9 | 50 |
| Amasadores | 7 | | | | | | 1 | | 1 | | 55 | | 55 |
| Amasadores | 3 | 2 | | | 3 | | | 8 | | | 15 | 30 | 45 |
| Apareceros | | 1 | | | | | 4 | | | | | 4 | 4 |
| Aparadores | | 4 | | | 2 | 7 | | | | 1 | 2 | 57 | 159 |
| Apicultores | 1 | | | | 1 | | | | | | 10 | | 10 |
| Apilanchadores | 1 | 18 | | | | | | | | | 3 | 86 | 89 |
| Alcaldes | 2 | | | | 1 | | | | | | 3 | | 3 |
| Armadores | | | | | | | | | 1 | | 25 | | 25 |
| Armeros | | | | | | | | | | | 2 | | 2 |
| Arquitectos | 29 | | 3 | | 5 | | 5 | | 2 | | 72 | | 72 |
| Arrendadores de objetos | | | | | | | | | | | 2 | | 2 |
| Arrieros | 8 | 2 | 14 | | 9 | | 45 | | 1 | | 164 | 4 | 168 |
| Artistas pintores | 6 | 1 | 1 | | 1 | 1 | | | | | 16 | 4 | 20 |
| Artistas escultores | 3 | 1 | | | 2 | | | | | | 18 | 3 | 21 |
| Artistas de teatro | | 2 | | | | | | | | | 9 | 13 | 22 |
| Artistas de cine | | | | | | | | | | | 1 | | 1 |
| Artistas de radio | | | | | | | | | | | 1 | 9 | 10 |
| Artistas de circo | 2 | 1 | | | 7 | | | 1 | 1 | | 17 | 4 | 21 |
| Artistas otros | 3 | 2 | | 1 | 1 | | | | | 1 | 23 | 28 | 51 |
| Arqueólogos | 1 | | | | | | | | | | 6 | | 6 |
| Ascensoristas | 5 | 5 | | | | | | | | | 52 | 54 | 106 |
| Ascensoristas | 1 | | | | | | | | | | 13 | | 13 |
| Asfaltadores | 4 | | | | | | | | | | 3 | | 3 |
| Aurizos | 44 | | 13 | | 2 | | | | 1 | | 109 | | 109 |
| Auxiliares | 131 | 26 | 11 | 1 | 16 | 3 | 1 | | 12 | 6 | 714 | 145 | 859 |
| Aviadores | | | | | | | | | | | 60 | 1 | 61 |
| Avicultores | 8 | | 3 | | 1 | | | | 8 | | 70 | 10 | 80 |
| Balnerios | | | | | | | | | | | 7 | 5 | 12 |
| Baldoseros | 16 | | 3 | | | | | | | | 73 | | 73 |
| Barberos | 4 | | | | | | | | | | 8 | | 8 |
| Barbazadores | 16 | | | | 3 | | | | | | 190 | | 190 |
| Barquilleros | | | | | | | | | | | 1 | | 1 |
| Barroteros | 22 | | | | | | | | | | 139 | 6 | 145 |
| Barroteros | | | | | | | | | | | 41 | | 41 |
| Biscladores | 3 | | | | | | | | | | 26 | | 26 |
| Bordadores | | 20 | | 1 | | 1 | | | | 1 | | 107 | 107 |
| Boxeadores | 2 | | | | | | | | | | 12 | | 12 |
| Bronceeros | 5 | | | | | | | | | | 23 | | 23 |
| Buzos | 2 | | | | | | 4 | | | | 17 | | 17 |
| Caballerizos | 1 | | | | | | | | | | 10 | | 10 |
| Cajistas | 1 | | | | | | | | | | 23 | 8 | 31 |
| Calafates | | | | | | | | | | | 42 | | 42 |
| Calderos | 31 | | 1 | | 2 | | | | 1 | | 416 | | 416 |
| Caldereros | | 3 | | | | | | | | | 3 | 6 | 9 |
| Canareros | 12 | 66 | 3 | 11 | | 4 | | | | 11 | 110 | 231 | 341 |
| Canstros | 6 | | | | 8 | | 7 | | | | 41 | | 41 |
| Canstros | 8 | 6 | 2 | 1 | 2 | | 7 | | | | 47 | 15 | 62 |
| Canstros | 3 | | | | 21 | | | | 8 | | 57 | | 57 |
| Canstros | 11 | | 1 | | | | | | | | 22 | | 22 |
| Carceleros | 8 | | 8 | | 5 | | | | | | 71 | | 71 |
| Carriadores | 2 | | | | 1 | | | | | | 4 | 16 | 20 |
| Carriadores | 53 | | 11 | | 2 | | 1 | | 5 | | 599 | | 599 |
| Carabineros | 222 | | 67 | | 36 | | 47 | | 27 | | 1.707 | | 1.707 |
| Carpinteros | 29 | | 4 | | 3 | | 3 | | 4 | | 215 | | 215 |
| Carpinteros | 851 | | 152 | | 147 | | 66 | | 80 | | 3.938 | | 3.938 |
| Carroceros | 21 | | 15 | | 2 | | 7 | | 2 | | 106 | | 106 |
| Carroceros | 35 | | 14 | | 4 | | 4 | | | | 248 | | 248 |
| Carteros | 8 | | | | 1 | | | | 2 | | 38 | | 38 |
| Cartgrafos | | | | | | | | | | | 8 | | 8 |
| Casadores | 2 | | | | 2 | | 1 | | | | 10 | | 10 |
| Cerrajeros | 35 | | 1 | | 2 | | | | | | 94 | | 94 |
| Cerrajeros | 2 | | 3 | | 3 | | | | | | 44 | | 44 |
| Cizarreros | | 2 | | | | | | | | | 4 | 15 | 19 |
| Cincoadores | | | | | | | | | | | 5 | | 5 |
| Cobaladores | 61 | 6 | | | 6 | | | | 1 | | 399 | 29 | 428 |
| Cocheros | 55 | 649 | 5 | 118 | 7 | 99 | 2 | 54 | 6 | 60 | 338 | 2.265 | 2.603 |
| Colchoneros | 2 | 6 | | | | | | | 1 | | 48 | 20 | 68 |
| Comisionistas | 99 | 13 | 6 | 2 | 11 | | 2 | | 16 | 1 | 529 | 131 | 660 |
| Concretos | 2 | | | | | | | | | | 19 | | 19 |
| Confiteros | 4 | | 1 | | 1 | | | | 1 | | 60 | 18 | 78 |
| Conductos | 110 | | 776 | | 1 | | | | | | 1.845 | | 1.845 |
| Constructores | 143 | | 26 | | 33 | | 7 | | 18 | | 469 | | 469 |
| Contadores | 162 | 13 | 16 | 2 | 37 | 4 | 4 | | 22 | 1 | 804 | 93 | 897 |
| Coperos | 1 | | | | | | | | | | 12 | | 12 |
| Cortadores | 34 | | 3 | | 3 | | 1 | | 3 | | 236 | | 236 |
| Corteros | 7 | | | | | | | | | | 39 | | 39 |
| Corredores comercio | 54 | 4 | 1 | | 2 | | 3 | | | | 112 | 8 | 120 |
| Costureros | | 418 | | 79 | | 87 | | 12 | | 46 | | 3.77 | 3.725 |
| Comeriantes | 1.485 | 349 | 434 | 94 | 371 | 73 | 150 | 45 | 226 | 34 | 9.369 | 2.365 | 11.734 |
| Creadores | 109 | 71 | 9 | 6 | 17 | 9 | 10 | 5 | 12 | 2 | 379 | 238 | 617 |
| Cartidores | 11 | 4 | 2 | | 1 | | 1 | | | | 180 | 11 | 191 |
| Chamanteros | 3 | | 2 | | | | | | | | 2 | 3 | 27 |
| Choferos | 656 | 4 | 79 | | 56 | | 47 | | 44 | | 2.280 | 7 | 2.287 |
| Dactilógrafos | 3 | 9 | | | 2 | | | | | 1 | 35 | 50 | 85 |
| Decoradores | 1 | | | | 1 | | | | | | 8 | | 8 |
| Deportistas | 3 | | | | | | | | | | 25 | | 25 |
| Dentistas | 27 | 6 | 2 | 1 | 8 | | 2 | | 2 | | 98 | 20 | 118 |

| PROVINCIA DE VALPARAISO | VIÑA DEL MAR | | LIMACHE | | QUILPUÉ | | CASABLANCA | | VILLA ALEMANA | | PROVINCIA | | |
|--------------------------|--------------|-------|---------|-----|---------|-------|------------|-----|---------------|-----|-----------|---------|--------|
| | H. | M. | H. | M. | H. | M. | H. | M. | H. | M. | Hombres | Mujeres | Total |
| Deshollinadores | 2 | | | | 1 | | | | | | 8 | | 8 |
| Desolladores | 2 | | | | | | | | | | 5 | | 5 |
| Desocupados | 192 | 78 | 11 | 5 | 22 | 7 | | | 29 | 9 | 1.362 | 347 | 1.709 |
| Detectives | 24 | | | | 5 | | | | | | 105 | | 105 |
| Dibujantes | 15 | | 1 | | 3 | | | | 1 | | 76 | 4 | 80 |
| Diplomáticos | 17 | | | | | | | | | | 24 | | 24 |
| Diputados | 3 | | | | | | | | | | 10 | | 10 |
| Domésticos | 69 | 3.761 | 17 | 325 | 16 | 492 | 13 | 196 | | 346 | 302 | 11.148 | 11.450 |
| Domadores | 1 | | | | | | | | | | 2 | | 2 |
| Donheros | 1 | | | | | | | | | | 38 | | 38 |
| Doradores | 2 | | 1 | | | | | 1 | | 1 | 15 | | 15 |
| Ebanistas | 7 | | | | 1 | | | | | | 61 | | 61 |
| Electricistas | 212 | | 23 | | 36 | | 9 | | 16 | | 1.036 | | 1.036 |
| Embaladores | 2 | | | | | | | | 1 | | 49 | | 49 |
| Embalosadores | 7 | | | | 1 | | | | | | 14 | | 14 |
| Embotelladores | 1 | 1 | 22 | 2 | 1 | | | 2 | | | 31 | 21 | 52 |
| Empalladores | | | | | | | | | | | 6 | | 6 |
| Empastadores | | | | | | | | | | | 2 | | 2 |
| Empapeladores | 1 | | | | | | | | | | 17 | | 17 |
| Empaquetadores | 6 | 17 | 6 | 2 | 11 | 10 | 1 | 1 | 1 | | 174 | 329 | 503 |
| Enceradores | 38 | | | | 5 | | | | | | 157 | | 157 |
| Encuadernadores | 9 | | 1 | | | | | | 1 | | 183 | 19 | 202 |
| Enchapadores | 18 | | | | 1 | | | | | | 23 | | 23 |
| Enfermeros | 10 | 88 | 1 | 9 | 1 | 3 | | 1 | 2 | 13 | 93 | 462 | 555 |
| Enferradores | 27 | | | | 3 | | | 1 | 1 | | 129 | | 129 |
| Engrasadores | 6 | | | | | | | | | | 41 | | 41 |
| Enólogos | 2 | | | | | | 3 | | | | 10 | | 10 |
| Enunciadores | 2 | | | | | | | | | | 5 | | 5 |
| Enrioladores | 1 | | | | | | | 1 | | | 26 | | 26 |
| Escenógrafos | | | | | | | | | | | 3 | 1 | 4 |
| Escribientes | 14 | 2 | 1 | | 6 | 1 | | | 1 | | 169 | 25 | 194 |
| Escritores | 6 | 3 | 1 | | | | | | | | 15 | 3 | 18 |
| Estampadores | 3 | | | | | | | | | | 5 | | 5 |
| Estadistas | 4 | 4 | 1 | | | 1 | | 1 | 2 | | 31 | 21 | 52 |
| Estibadores | 4 | | 2 | | | | | | | | 575 | | 575 |
| Estudadores | 391 | | 16 | | 44 | | 6 | | 22 | | 1.026 | | 1.026 |
| Estudiantes | 5.349 | 5.763 | 1.318 | 621 | 1.252 | 1.288 | 692 | 746 | 835 | 678 | 32.938 | 32.884 | 65.822 |
| Exploadores | | | | | | | | | | | 1 | | 1 |
| Farmacéuticos | 22 | 15 | 8 | 1 | 2 | 4 | 1 | 2 | 3 | 1 | 96 | 57 | 153 |
| Fiambreros | | | | | | | | | 2 | | 2 | | 2 |
| Fleteros | 20 | | 5 | | 13 | | 1 | | | | 246 | | 246 |
| Floristas | 4 | 3 | | | | 1 | | | | | 23 | 15 | 38 |
| Fogoneros | 93 | | 5 | | 12 | | | | 3 | | 532 | | 532 |
| Fotografadores | 3 | | | | | | | | | | 16 | | 16 |
| Fotógrafos | 21 | 3 | 2 | | 1 | | | | 2 | | 130 | 23 | 153 |
| Fundidores | 22 | | 1 | | 3 | | 1 | | | | 208 | | 208 |
| Ganaderos | 1 | | | | | | | | | | 21 | | 21 |
| Gasfiteros | 175 | | 22 | | 26 | | 12 | | 10 | | 708 | | 708 |
| Grabadores | 2 | | | | | | | | | | 18 | | 18 |
| Herreros | 59 | | 12 | | 16 | | 34 | | 11 | | 453 | | 453 |
| Hieladeros | 1 | | | | | | | | | | 11 | 6 | 17 |
| Hilanderos | 9 | 8 | | | 6 | | 1 | | | | 91 | 32 | 123 |
| Hojalateros | 9 | | 8 | | 7 | | 2 | | 2 | | 124 | | 124 |
| Hortelanos | 15 | | 13 | 2 | 3 | | 14 | | | | 131 | 4 | 135 |
| Horneros | 5 | | | | | | | | 2 | | 31 | | 31 |
| Hoteleros | 10 | 2 | 3 | | | | | | | | 23 | 8 | 31 |
| Huseros | | | | | 1 | | | | | | 4 | | 4 |
| Impresores | 2 | | 1 | | | | | | | | 15 | 2 | 17 |
| Industriales | 157 | 11 | 20 | 2 | 28 | 2 | 7 | | 13 | 2 | 724 | 65 | 789 |
| Ingenieros | 134 | | 9 | | 13 | | 8 | | 13 | | 473 | 2 | 475 |
| Inspectores | 83 | 9 | 19 | | 8 | 2 | 5 | | 9 | | 378 | 32 | 410 |
| Jarceiros | 12 | | 1 | | 1 | | 2 | | 1 | | 49 | | 49 |
| Jardineros | 495 | | 73 | | 132 | | 14 | | 153 | | 1.347 | | 1.347 |
| Jinetes | 33 | | 1 | | 1 | | 1 | | 1 | | 65 | | 65 |
| Jornaleros | 3.763 | 678 | 2.280 | 79 | 1.374 | 90 | 2.665 | 32 | 424 | 18 | 31.883 | -4.662 | 36.545 |
| Joveros | 5 | | | | | | | | 1 | | 90 | | 90 |
| Jubilados | 248 | 40 | 76 | 10 | 44 | 7 | 9 | 2 | 56 | 11 | 1.801 | 219 | 2.020 |
| Jueces | 4 | | 2 | | | | 1 | | 1 | | 18 | | 18 |
| Ladrilleros | 26 | | 10 | | 2 | | 1 | | 1 | | 138 | | 138 |
| Laminadores | | | | | | | | | 3 | | 19 | | 19 |
| Lancheros | 5 | | 1 | | 1 | | | | | | 171 | | 171 |
| Lavaderos | 12 | 452 | | 84 | | 106 | | 70 | | 76 | 35 | 2.548 | 2.583 |
| Lecheros | 7 | 5 | 5 | 3 | 2 | | | | 1 | | 69 | 20 | 89 |
| Leñadores | 26 | | 30 | | 24 | | | | 4 | | 257 | | 257 |
| Libreros | 3 | 7 | | | | | 1 | | | | 14 | 18 | 32 |
| Litotipistas | 9 | | 4 | | | | 3 | | | | 86 | | 86 |
| Litógrafos | 2 | | 1 | | 3 | | | | | | 79 | | 79 |
| Litógrafos | 5 | | | | 2 | | | | 1 | | 133 | | 133 |
| Lustrabotas | 5 | | 4 | | 3 | | | | | | 136 | | 136 |
| Llaveros | 13 | | 4 | | 3 | | 4 | 9 | 1 | 1 | 56 | 55 | 111 |
| Malleros | 7 | | | | | | | | | | 18 | | 18 |
| Manicucos | | 17 | | | | | | | | | | 125 | 125 |
| Maquinistas | 48 | | 6 | | 1 | | | | 1 | | 465 | | 465 |
| Marginadores | 1 | | | | | | | | | | 10 | | 10 |
| Marcinos | 461 | | 6 | | 31 | | 1 | | 23 | | 4.972 | | 4.972 |
| Marroquinos | 8 | | 1 | | | | | | | | 37 | | 37 |
| Martilleros | 3 | | | | 1 | | | | | | 17 | | 17 |
| Masajistas | 1 | 8 | | | 1 | | | | | | 12 | 47 | 59 |
| Matarifes | 38 | | 11 | | 7 | | 1 | | 2 | | 172 | | 172 |
| Matronas | | 25 | | 5 | | 2 | | 1 | | 6 | | 165 | 165 |
| Mayordomos | 88 | 14 | 41 | | 27 | 2 | 28 | | 5 | | 561 | 67 | 628 |
| Mecánicos | 642 | | 94 | | 93 | | 29 | | 64 | | 3.777 | | 3.777 |
| Mecánicos dentales | 5 | | | | 1 | | | | | | 20 | | 20 |
| Mecanógrafos | | | | | | | | | | | 16 | | 16 |
| Médicos | 86 | 3 | 4 | 1 | 8 | 1 | 3 | | 5 | | 267 | 39 | 306 |
| Mendigos | 4 | | | | | | | | | | 124 | 20 | 144 |
| Mensajeros | 17 | | 2 | | 1 | | 5 | | 1 | | 116 | | 116 |

| PROVINCIA DE VALPARAISO | VIÑA DEL MAR | | LIMACHE | | QUILPUÉ | | CASABLANCA | | VIÑA ALEMANA | | PROVINCIA | | |
|----------------------------|--------------|--------|---------|-------|---------|-------|------------|-------|--------------|-------|-----------|---------|---------|
| | H. | M. | H. | M. | H. | M. | H. | M. | H. | M. | Hombres | Mujeres | Total |
| Mecánicas | | 10 | | | | | | | | | | 45 | 455 |
| Militares | 95 | | 504 | | 2 | | | | 2 | | 1.102 | | 1.102 |
| Miñeros | 60 | | 163 | | 33 | | 53 | | 12 | | 1.314 | | 1.314 |
| Modistas | | 413 | | 45 | | 52 | | 12 | | 35 | | 2.135 | 2.135 |
| Molineros | 5 | | 1 | | 6 | | 2 | | | | 63 | | 63 |
| Moteros | 2 | | | | | | | | | | 13 | 5 | 18 |
| Motoristas | 6 | | 2 | | | | | | | | 54 | | 54 |
| Movilizadores | 2 | | 1 | | | | | | 1 | | 92 | | 92 |
| Mozos | 366 | 16 | 65 | | 51 | 4 | 20 | | 23 | | 1.580 | 21 | 1.601 |
| Muelistas | 29 | | | | 7 | | | | 4 | | 251 | | 251 |
| Músicos | 39 | 8 | 5 | | 3 | | 6 | | 5 | | 321 | 26 | 347 |
| Niñeras | | 109 | | 16 | | 18 | | 6 | | 14 | | 339 | 329 |
| Niqueladores | 9 | | | | | | | | | | 31 | | 31 |
| Niveladores | | | | | | | | | | | 15 | | 15 |
| Notarios | | | | | | | | | | | 4 | | 4 |
| Novelistas | 8 | | 3 | | | | | | | | 24 | | 24 |
| Oficinistas | 1.893 | 450 | 153 | 36 | 355 | 74 | 51 | 6 | 286 | 61 | 9.133 | 2.560 | 11.693 |
| Ópticos | | | | | | | | | | | 7 | | 7 |
| Operadores | 9 | | 4 | | 2 | | 2 | | 1 | | 62 | | 62 |
| Ortopédicos | | | | | | | | | | | 11 | | 11 |
| Ordenadores | 6 | 13 | 2 | 40 | | 4 | 2 | 133 | | 1 | 95 | 417 | 512 |
| Panaderos | 196 | | 61 | | 33 | | 11 | | 24 | | 1.101 | 3 | 1.104 |
| Panconeros | | | | | | | | | | | 36 | | 36 |
| Pasteleros | 23 | | 1 | 2 | 3 | 1 | 2 | | 4 | | 249 | 21 | 270 |
| Peloteros | 2 | 6 | | 1 | | | | | 1 | | 41 | 44 | 85 |
| Pedicuros | 1 | | | | | | | | | | 116 | | 116 |
| Peluqueros | 95 | 37 | 18 | | 16 | 6 | 10 | 1 | 7 | 2 | 544 | 187 | 731 |
| Perforadores | 1 | | | | | | | | | | 101 | | 101 |
| Periodistas | 25 | 2 | 5 | | 4 | | | | 4 | | 132 | 12 | 144 |
| Pescadores | 103 | 3 | | | | | 82 | 1 | | | 692 | 5 | 697 |
| Pintores | 268 | | 26 | | 24 | | 12 | | 18 | | 1.070 | | 1.070 |
| Picadores de leña | | | | | | | | | | | 4 | | 4 |
| Piragrabadores | | | | | | | | | | | 9 | | 9 |
| Plantilleros | | | | | | | | | 1 | | 8 | | 8 |
| Plateros | 2 | | | | | | | | | | 2 | | 2 |
| Plomeros | 2 | | | | | | | | | | 27 | | 27 |
| Porteros | 95 | 10 | 7 | | 3 | | | 1 | 5 | 7 | 355 | 75 | 430 |
| Practicantes | 28 | 12 | 7 | 6 | 5 | 5 | 4 | | 11 | 6 | 221 | 167 | 388 |
| Prensistas | 16 | | 1 | | 1 | | | | | | 77 | | 77 |
| Preparadores de caballos | 13 | | | | | | | | | | 50 | | 50 |
| Profesores | 106 | 278 | 13 | 82 | 29 | 62 | 5 | 21 | 18 | 55 | 590 | 1.453 | 2.043 |
| Pulidores | 6 | | | | | | | | | | 33 | | 33 |
| Químicos | 36 | 2 | 2 | | 3 | 1 | 1 | | 2 | 1 | 111 | 16 | 127 |
| Radiotelegrafistas | 7 | | | | 1 | | | | 2 | | 61 | 2 | 63 |
| Recaudadores | 7 | | 3 | | 1 | 2 | 1 | 1 | 2 | 2 | 33 | 39 | 72 |
| Reclamadores | 1 | | | | | | | | | | 5 | | 5 |
| Reductores | | | | | | | | | | | 1 | | 1 |
| Regadores | 3 | | | | | | | | | | 7 | | 7 |
| Relojeros | 13 | | 2 | | 5 | | | | 1 | | 85 | 4 | 89 |
| Religiosos | 10 | 122 | 4 | 9 | 1 | 10 | | 8 | | 6 | 49 | 252 | 301 |
| Repartidores | 189 | 5 | 16 | | 18 | 1 | | | 17 | | 595 | 15 | 610 |
| Repartistas | 183 | 316 | 48 | 66 | 55 | 57 | 7 | 7 | 58 | 15 | 794 | 1.068 | 1.862 |
| Remachadores | 3 | | | | | | | | | | 10 | | 10 |
| Reos | | | | | | | | | | | 145 | | 145 |
| Repujadores | 12 | 8 | | | | | | | | 1 | 63 | 49 | 112 |
| Ripiadores | | | | | | | | | | | 1 | | 1 |
| Sacerdotes | 25 | | 4 | | 1 | | 7 | | 2 | | 135 | | 135 |
| Sastres | 46 | 32 | 4 | 1 | 12 | 6 | | 1 | 12 | 3 | 524 | 260 | 784 |
| Sepultureros | 3 | | | | | | | | | | 20 | | 20 |
| Soldadores | 26 | | | | 1 | | | | | | 96 | | 96 |
| Sombrereros | 7 | 12 | | | 1 | 1 | | | 1 | | 67 | 68 | 135 |
| Suplementeros | 26 | 5 | 1 | | 7 | | | | 1 | 2 | 153 | 49 | 202 |
| Sorenos | 74 | | 2 | | 2 | | | | | | 174 | | 174 |
| Talabarteros | 6 | | 5 | | 2 | | 8 | | 3 | | 139 | | 139 |
| Talladores | 1 | | | | | | | | | | 6 | | 6 |
| Taquígrafos | 2 | 14 | | 1 | | 5 | | | | 4 | 8 | 63 | 71 |
| Tapiceros | 36 | | 1 | | 1 | | | | 1 | | 155 | | 155 |
| Tarjadores | 2 | | | | | | | | | | 50 | | 50 |
| Tarrajadores | 64 | | 4 | | 6 | | 2 | | | | 4 | | 4 |
| Técnicos | | | | | | | | | | | 221 | 17 | 238 |
| Tejedores | 227 | 359 | 4 | 7 | | 1 | | 1 | 4 | 7 | 295 | 680 | 975 |
| Tenedores de libros | 1 | | | | | | | | | | 14 | | 14 |
| Telefonistas | 8 | | | | 1 | 5 | | 1 | 1 | 5 | 38 | 16 | 54 |
| Telegrafistas | 12 | 17 | | 3 | | 3 | | 2 | | | 115 | 82 | 197 |
| Tintoreros | 68 | 3 | | | 1 | | | | | 3 | 174 | | 177 |
| Tipógrafos | 26 | | 2 | | 8 | | | | | | 377 | | 377 |
| Toncleros | | | 5 | | 2 | | | | | | 69 | | 69 |
| Topógrafos | 4 | | | | | | | | | | 15 | | 15 |
| Torneros | 20 | | 3 | | 3 | | | | 1 | | 159 | | 159 |
| Tranviarios | | | | | | | | | | | 10 | | 10 |
| Trapicheros | | | | | | | | | | | 1 | | 1 |
| Trenadores | 1 | | 1 | | | | | | | | 10 | | 10 |
| Turistas | 1 | 2 | | | | | | | | | 5 | 6 | 11 |
| Urdidores | 1 | | | | | | | | | | 7 | | 7 |
| Vacunadores | 3 | | | | | | | | | | 5 | | 5 |
| Vacidores | | | | | | | | | | | 5 | | 5 |
| Vendedores | 171 | 64 | 20 | 5 | 17 | 3 | 5 | | 15 | 10 | 1.024 | 351 | 1.375 |
| Veterinarios | 3 | | | | | | | | | | 21 | | 21 |
| Vidrieros | 30 | | | | | | | | | | 72 | | 72 |
| Vinicultores | 2 | | 1 | | 1 | | | | 2 | | 10 | 3 | 13 |
| Viñateros | | | 2 | | | | | | | | 13 | | 13 |
| Visitadoras Sociales | | 20 | | | | | | | | 1 | | 54 | 54 |
| Vulcanizadores | 4 | | 1 | | | | | | | | 27 | | 27 |
| Zapateros | 220 | | 40 | | 56 | 2 | 30 | | 30 | | 1.780 | | 1.784 |
| Totales | 32.118 | 37.865 | 10.623 | 9.346 | 7.650 | 7.825 | 7.501 | 6.388 | 4.250 | 4.638 | 203.518 | 218.547 | 422.065 |

| OCUPACIONES | SANTIAGO | | CONCHALÍ | | PROVIDENCIA | | ÑUÑO A | | SAN MIGUEL | | MAIPÚ | | QUINTA NORMAL | | RENCA | |
|-------------------------------|----------|--------|----------|--------|-------------|--------|--------|--------|------------|--------|-------|-------|---------------|--------|-------|-------|
| | H. | M. | H. | M. | H. | M. | H. | M. | H. | M. | H. | M. | H. | M. | H. | M. |
| Militares..... | 1.525 | — | 51 | — | 300 | — | 224 | — | 42 | — | 4 | — | 38 | — | 11 | — |
| Miñeros..... | 286 | — | 17 | — | 32 | — | 13 | — | 179 | — | — | — | 31 | — | 16 | — |
| Modistas..... | — | 6.127 | — | 200 | — | 154 | — | 249 | — | 257 | — | 35 | — | 344 | — | 51 |
| Molinos..... | 117 | — | 25 | — | 6 | — | 5 | — | 12 | — | 11 | — | 22 | — | 3 | — |
| Moteros..... | 70 | 6 | 4 | — | 1 | — | 1 | — | — | — | — | — | 7 | — | — | 1 |
| Motoristas..... | 24 | 7 | 3 | — | 10 | — | 2 | — | 1 | — | 1 | — | 1 | — | — | — |
| Mozos..... | 3.564 | 134 | 136 | 8 | 168 | — | 86 | — | 88 | 10 | 8 | — | 128 | 6 | 31 | — |
| Mueblistas..... | 1.237 | — | 49 | — | 26 | — | 21 | — | 171 | — | — | — | 118 | — | 18 | — |
| Movilizadores..... | 6 | — | — | — | — | — | — | — | 4 | — | — | — | 1 | — | — | — |
| Músicos..... | 637 | 65 | 18 | — | 10 | — | 15 | — | 3 | — | 1 | — | 15 | — | 3 | — |
| Niñeras..... | — | 804 | — | 19 | — | 264 | — | 139 | — | 36 | — | 6 | — | 21 | — | 6 |
| Niveladores..... | 49 | — | 3 | — | — | — | 2 | — | 9 | — | — | — | — | — | — | — |
| Niveladores..... | 16 | — | — | — | 1 | — | 1 | — | 19 | — | — | — | 2 | — | — | — |
| Notarios..... | 6 | — | — | — | 5 | — | 3 | — | — | — | — | — | 1 | — | — | — |
| Novelistas..... | 68 | — | — | — | 3 | — | 2 | — | — | — | — | — | — | — | — | — |
| Oficinistas..... | 19.699 | 7.867 | 267 | 73 | 1.794 | 646 | 1.904 | 629 | 973 | 257 | 86 | 20 | 749 | 170 | 99 | 22 |
| Ópticos..... | 22 | — | — | — | 3 | — | — | — | 4 | — | 1 | — | — | — | — | — |
| Operadores..... | 108 | — | 3 | — | — | — | 8 | — | 7 | — | — | — | 11 | — | — | — |
| Ortopédicos..... | 11 | — | — | — | — | — | 3 | — | 5 | — | — | — | 1 | — | — | — |
| Ordenadores..... | 33 | 89 | 2 | 48 | 4 | 7 | 3 | 26 | 16 | 2 | 96 | — | 22 | 5 | 1 | 27 |
| Panaderos..... | 2.026 | 40 | 122 | 4 | 76 | 3 | 105 | 3 | 183 | 3 | 33 | — | 227 | 2 | 42 | 2 |
| Pantógrafos..... | 10 | — | — | — | 2 | — | — | — | 1 | — | — | — | — | — | — | — |
| Pasteleros..... | 286 | 85 | 16 | — | 10 | — | 6 | — | 3 | — | 1 | — | 32 | 4 | — | — |
| Peleros..... | 74 | 149 | 4 | 8 | 4 | 3 | 3 | 1 | 8 | — | — | — | 3 | 14 | — | — |
| Pedicuros..... | 29 | — | — | — | 3 | — | 3 | — | — | — | — | — | — | — | — | — |
| Peluceros..... | 1.036 | 731 | 45 | 13 | 32 | 17 | 51 | 20 | 70 | 31 | 6 | 3 | 106 | 37 | 17 | 13 |
| Perforadores..... | 14 | — | — | — | 1 | — | — | — | 2 | — | — | — | — | — | — | — |
| Periodistas..... | 567 | 38 | 2 | — | 34 | — | 6 | — | 4 | — | 5 | — | 15 | — | 3 | — |
| Pescadores..... | 9 | — | — | — | — | — | — | — | 1 | — | — | — | — | — | — | — |
| Picapedreros..... | 1 | — | — | — | — | — | — | — | 1 | — | — | — | — | — | — | — |
| Pintores..... | 1.936 | — | 179 | — | 66 | — | 4 | — | 186 | — | 9 | — | 262 | — | 36 | — |
| Picadores de leña..... | 34 | — | — | — | — | — | — | — | 4 | — | — | — | 6 | — | — | — |
| Pirógrafos..... | 2 | — | — | — | — | — | — | — | 1 | — | — | — | — | — | — | — |
| Plantilleros..... | 74 | 25 | — | — | 1 | — | — | — | 16 | — | 4 | — | — | — | — | — |
| Plateros..... | 28 | — | — | — | — | — | — | — | 5 | — | — | — | — | — | — | — |
| Porteros..... | 11 | — | — | — | 7 | — | — | — | 1 | — | — | — | — | — | — | — |
| Portuarios..... | 829 | 102 | 41 | 3 | 27 | 10 | 24 | 6 | 40 | 5 | 3 | — | 54 | — | 10 | — |
| Practicantes..... | 499 | 126 | 18 | 6 | 46 | 21 | 26 | 1 | 30 | 13 | 2 | — | 22 | 11 | 7 | — |
| Preparatistas..... | 283 | — | 17 | — | 7 | — | 1 | — | 28 | — | — | — | 25 | — | 6 | — |
| Preparadores de caballos..... | 109 | — | 37 | — | 1 | — | — | — | 2 | — | — | — | — | — | — | — |
| Profesores..... | 1.324 | 3.169 | 6 | 30 | 137 | 334 | 202 | 369 | 77 | 224 | 5 | 22 | 40 | 79 | 4 | 12 |
| Pulidores..... | 3 | — | — | — | 6 | — | — | — | 9 | — | — | — | 16 | 8 | — | — |
| Químicos..... | 220 | 25 | 3 | — | 22 | — | 2 | — | 25 | — | — | — | 11 | — | — | — |
| Radiotelegrafistas..... | 68 | 69 | 2 | — | 8 | — | 2 | — | 3 | — | 8 | — | 4 | — | — | — |
| Recaudadores..... | 108 | 14 | 2 | — | 10 | — | 2 | — | 1 | — | — | — | 6 | — | — | — |
| Recamadores..... | 2 | — | — | — | — | — | — | — | 3 | — | — | — | — | — | — | — |
| Reductores..... | 6 | — | — | — | 1 | — | — | — | 1 | — | — | — | — | — | — | — |
| Regadores..... | 6 | — | — | — | — | — | — | — | 2 | — | — | — | — | — | — | — |
| Relojeros..... | 218 | — | 3 | — | 5 | — | 10 | — | 2 | — | — | — | 1 | — | — | — |
| Religiosos..... | 227 | 1.282 | 11 | — | 6 | — | 12 | — | 16 | — | 4 | — | 11 | — | — | — |
| Repartidores..... | 984 | 30 | 60 | — | 14 | — | 135 | — | 209 | 34 | 7 | — | 8 | — | — | — |
| Rentistas..... | 2 | — | — | — | 60 | — | 104 | — | 2 | — | — | — | 81 | — | 20 | — |
| Remachadores..... | 1.349 | 2.851 | 24 | 22 | 189 | 294 | 167 | 262 | 103 | 101 | 19 | 10 | 93 | 72 | 18 | 18 |
| Reos..... | 2 | — | — | — | — | — | — | — | — | — | — | — | — | — | — | — |
| Repuñadores..... | 945 | 25 | 1 | — | — | — | — | — | — | — | — | — | 15 | — | — | — |
| Retorcedores..... | 39 | 24 | 2 | — | 4 | — | 8 | — | 4 | — | — | — | 6 | — | — | — |
| Retroscopios..... | 5 | — | — | — | — | — | — | — | 12 | — | 3 | — | — | — | — | — |
| Ripidores..... | 9 | — | — | — | — | — | — | — | 1 | — | — | — | — | — | — | — |
| Sacerdotes..... | 262 | — | 5 | — | 17 | — | 19 | — | 14 | — | 2 | — | 6 | — | 3 | — |
| Sastreros..... | 1.214 | 531 | 51 | 49 | 33 | 15 | 43 | 16 | 49 | 89 | 5 | 9 | 64 | 86 | 10 | 21 |
| Sepultureros..... | 33 | — | — | — | — | — | 2 | — | — | — | — | — | 2 | — | — | — |
| Senadores..... | 19 | — | — | — | — | — | — | — | — | — | — | — | — | — | — | — |
| Soldados..... | 128 | — | 4 | — | 2 | — | — | — | 3 | — | 3 | — | 17 | — | 3 | — |
| Sonbrereros..... | 271 | 615 | 6 | 24 | 46 | 45 | 27 | 18 | 6 | 12 | — | — | 134 | 106 | 6 | 9 |
| Suplementeros..... | 436 | 105 | 28 | 6 | 14 | 4 | 6 | 18 | 16 | — | — | — | 18 | 8 | 7 | — |
| Serenos..... | 256 | — | 14 | — | 6 | — | 16 | — | 2 | — | — | — | 23 | — | — | — |
| Talabarteros..... | 252 | 2 | 19 | — | 6 | — | 8 | — | 24 | — | — | — | 29 | — | — | — |
| Talladores..... | 68 | — | — | — | 1 | — | — | — | 34 | — | — | — | 14 | — | — | — |
| Taquígrafos..... | 35 | 126 | 2 | — | 3 | — | 17 | — | 1 | — | — | — | — | — | — | — |
| Tapiceros..... | 435 | 5 | 27 | — | 3 | — | 2 | — | 18 | — | 5 | — | 32 | — | — | — |
| Tarjadores..... | 4 | — | — | — | — | — | — | — | 38 | — | — | — | — | — | — | — |
| Tarrajadores..... | 6 | — | — | — | — | — | — | — | 2 | — | — | — | — | — | — | — |
| Técnicos..... | 597 | 60 | 4 | — | 54 | — | 120 | — | 13 | — | — | — | 23 | — | — | — |
| Tejedores..... | 830 | 1.310 | 47 | 60 | 96 | 101 | 222 | 230 | 54 | 123 | 2 | 4 | 125 | 209 | 9 | 15 |
| Tenedores de libros..... | 17 | — | — | — | — | — | — | — | 1 | — | — | — | — | — | — | — |
| Telefonistas..... | 98 | 150 | 1 | — | 6 | — | 3 | — | 2 | — | — | — | 11 | — | — | — |
| Telegrafistas..... | 166 | 150 | 7 | — | 3 | — | 7 | — | 16 | — | — | — | 8 | — | — | — |
| Tintoreros..... | 246 | 99 | 22 | — | 26 | — | 32 | — | 19 | — | — | — | 22 | — | — | — |
| Tipógrafos..... | 782 | 18 | 36 | — | 14 | — | 16 | — | 34 | — | — | — | 71 | — | — | — |
| Toneros..... | 73 | — | 3 | — | 2 | — | 4 | — | 25 | — | 4 | — | 9 | — | — | — |
| Toreros..... | 7 | — | — | — | — | — | — | — | 1 | — | — | — | — | — | — | — |
| Topógrafos..... | 46 | — | — | — | 5 | — | — | — | 5 | — | — | — | — | — | — | — |
| Torneros..... | 420 | — | 10 | — | 8 | — | — | — | 50 | — | — | — | 85 | — | — | — |
| Tranviarios..... | 75 | — | — | — | — | — | — | — | 6 | — | — | — | — | — | — | — |
| Trapicheros..... | — | — | — | — | — | — | — | — | — | — | — | — | — | — | — | — |
| Trenzadores..... | 14 | — | 2 | — | 2 | — | 1 | — | 5 | — | — | — | 2 | — | — | — |
| Turistas..... | 11 | — | — | — | — | — | — | — | — | — | — | — | — | — | — | — |
| Urdidores..... | 11 | — | — | — | — | — | — | — | — | — | — | — | — | — | — | — |
| Vacunadores..... | 6 | 15 | — | — | 2 | — | — | — | 3 | — | — | — | 2 | — | — | — |
| Vaciadores..... | 3 | — | — | — | — | — | — | — | — | — | — | — | — | — | — | — |
| Vendedores..... | 3.319 | 1.437 | 126 | 51 | 109 | 23 | 178 | 49 | 151 | 30 | 6 | 2 | 267 | 70 | 12 | 4 |
| Veterinarios..... | 37 | — | — | — | 11 | — | 4 | — | 5 | — | — | — | 4 | — | — | — |
| Vidrieros..... | 311 | 8 | 18 | — | 6 | — | 8 | — | 119 | — | — | — | 78 | — | — | — |
| Vinicultores..... | 27 | 3 | — | — | — | — | 4 | — | 3 | — | — | — | — | — | — | — |
| Viñateros..... | 19 | — | — | — | 2 | — | 4 | — | 1 | — | — | — | 3 | — | — | — |
| Visitadoras sociales..... | — | 291 | — | — | 4 | — | 30 | — | 31 | — | 9 | — | — | — | — | — |
| Vulcanizadores..... | 72 | — | 2 | — | 4 | — | 3 | — | 4 | — | — | — | 4 | — | — | — |
| Zapateros..... | 4.050 | 110 | 195 | 7 | 112 | — | 164 | — | 448 | — | 16 | — | 329 | 14 | 71 | — |
| Total general..... | 286787 | 352759 | 17.569 | 18.168 | 21.187 | 30.484 | 27.809 | 34.561 | 31.584 | 33.879 | 6.723 | 6.180 | 31.296 | 33.311 | 8.181 | 8.078 |

| OCUPACIONES | Gran Santiago | | QUILICURA | | TILTIL | | COLINA | | LAMPA | | BARRANCAS | | CISTERNA | | PUENTE ALTO | |
|--------------------|---------------|--------|-----------|-----|--------|-----|--------|-----|-------|-----|-----------|-----|----------|-------|-------------|-------|
| | H. | M. | H. | M. | H. | M. | H. | M. | H. | M. | H. | M. | H. | M. | H. | M. |
| Desolladores | 4 | | | | | | | | | | | | | | | |
| Desocupados | 3.445 | 1.139 | 1 | | | | | | 8 | | | | | | | |
| Detectives | 297 | 1 | | | 1 | | | | 1 | | | | 64 | 6 | 8 | 1 |
| Dibujantes | 346 | 30 | | | | | | | | | 1 | | 9 | | 2 | |
| Diplomáticos | 31 | | | | | | | | | | | | | | | |
| Diputados | 63 | | | | | | | | | | | | | | | |
| Domésticos | 1.996 | 40.797 | 7 | 45 | 23 | 51 | 19 | 70 | 13 | 21 | 34 | 99 | 76 | 464 | 53 | 313 |
| Domadores | 1 | | | | | | | | | | | | | | | |
| Donkeros | 7 | | | | | | | | | | | | | | | |
| Doradores | 19 | | | | 1 | | | | | | | | | | | |
| Ebanistas | 118 | | | | 1 | | | | | | 1 | | | | | |
| Electricistas | 2.405 | | 1 | | 2 | | 2 | | 1 | | 12 | | 50 | | 50 | |
| Embaladores | 118 | 45 | | | | | 1 | | | | 1 | | 1 | | 2 | |
| Embaladosores | 2a | | | | | | | | | | | | | | | |
| Embotelladores | 30 | 24 | | | 1 | | | | | | | | | | | |
| Empailladores | 4 | 9 | | | | | | | | | | | | | | |
| Empastadores | 15 | | | | | | | | | | | | | | | |
| Empapeladores | 68 | | | | | | | | | | 1 | | | | | |
| Empaquetadores | 101 | 172 | | | | | | | | | 1 | | 2 | 1 | 3 | 2 |
| Enceradores | 461 | | | | | | | | | | 2 | | 4 | | 1 | |
| Encañeradores | 480 | 73 | | | 1 | | | | | | | | 6 | | | |
| Enchapadores | 110 | | | | | | | | | | | | | | | |
| Enfermeros | 235 | 2.358 | | 3 | | 1 | 3 | 3 | | 1 | 1 | 2 | 1 | 23 | 14 | 52 |
| Enfierradores | 409 | | | | | | | | | | 1 | | 6 | | 2 | |
| Engrasadores | 29 | | | | | | | | | | | | | | 3 | |
| Enólogos | 16 | 2 | | | | | | | | | | | | | | |
| Enjuñadores | 10 | | | | | | | | | | | | | | | |
| Enrioladores | 15 | 6 | | | | | | | | | 1 | | 1 | | | |
| Escenógrafos | 273 | 64 | | | | | | | | | | | | 8 | 4 | 1 |
| Escribientes | 50 | 29 | | | | | | | | | | | 2 | | 2 | |
| Escritores | 39 | 32 | | | | | | | 1 | | | | 4 | | 1 | |
| Esmaltadores | 77 | 98 | | | 3 | 2 | | 4 | | | | | 1 | | | 1 |
| Estadísticos | 23 | | | | | | | | | | | | | | | |
| Estibadores | 3.272 | | 1 | | 2 | | 2 | | 1 | | 30 | | 78 | | 16 | |
| Estucadores | 72.147 | 74.425 | 215 | 201 | 251 | 258 | 463 | 469 | 219 | 231 | 433 | 421 | 1.837 | 1.915 | 1.254 | 1.213 |
| Estudiantes | 16 | | | | | | | | | | | | | | | |
| Explosivos | 291 | 325 | | | 1 | 2 | 1 | | | | | | 2 | 5 | 3 | 1 |
| Farmacéuticos | 23 | 3 | | | | | | | | | 1 | | | | 1 | |
| Fianbreros | 274 | | | | | | | | | | 3 | | 6 | | | |
| Fleteros | 100 | 93 | | | | | | | | | | 6 | 2 | 7 | 2 | |
| Floristas | 424 | | | | 4 | 1 | | | | | 1 | | 2 | | 9 | |
| Fogoneros | 106 | | | | | | | | | | | | 4 | | 2 | |
| Fotografadores | 350 | 68 | | | | | | | | | | | 10 | 2 | 2 | |
| Fotógrafos | 1.081 | | | | | | | | | | 3 | | 10 | | 4 | |
| Fundidores | 11 | 1 | | | | | | | | | | | 1 | | | |
| Ganaderos | 2.049 | | | | 1 | | 4 | | 1 | | 7 | | 42 | | 16 | |
| Gasfiteros | 92 | | | | | | | | | | 1 | | 2 | | | |
| Grabadores | 4 | | | | | | | | | | | | | | | |
| Geólogos | 634 | | 3 | | 8 | | 7 | | 4 | | 13 | | 14 | | 13 | |
| Hiladeros | 60 | 65 | | | | | | | | | | | 1 | | 1 | |
| Hilanderos | 116 | 112 | | | | | | | | | | | 4 | 1 | | |
| Hiladores | 13 | 40 | | | | | | | | | | | 1 | | | |
| Hojalateros | 269 | | | | | | | | | | 3 | | 7 | | 3 | |
| Hortelanos | 123 | 24 | | 1 | | | 1 | 4 | | | 3 | | 11 | 2 | 3 | |
| Horneros | 108 | | | | | | | | 1 | | | | 2 | | | |
| Hoteleros | 61 | 35 | | | | | | | | | | 1 | 2 | | 4 | |
| Huseros | 3 | | | | | | | | | | | | | | | |
| Impresores | 103 | 4 | 1 | | | | 1 | | | | 1 | | 2 | | | |
| Industriales | 3.999 | 273 | 1 | | 2 | | 9 | 1 | 1 | | | | 60 | 5 | 15 | 1 |
| Ingenieros | 1.471 | 12 | | | 2 | | | | | | 2 | | 15 | | 6 | |
| Inspectores | 1.259 | 157 | 1 | | 1 | | 2 | | 3 | | 1 | | 23 | 2 | 14 | |
| Jardineros | 40 | 17 | | | | | | | 1 | | | | 2 | | 2 | |
| Jarneros | 1.603 | 44 | 4 | | 1 | | 6 | | 2 | | 9 | | 107 | 10 | 36 | |
| Jinetes | 169 | | | | | | | | | | | | 2 | | | |
| Jornaleros | 42.765 | 11.939 | 733 | 80 | 889 | 11 | 2.387 | 133 | 852 | 53 | 1.467 | 120 | 1.425 | 250 | 2.203 | 496 |
| Joyeros | 311 | 20 | | | | | 1 | | | | 1 | | 4 | | | |
| Jubilados | 4.090 | 1.045 | 4 | 1 | 13 | | 1 | | 7 | | | | 144 | 19 | 39 | 10 |
| Jueces | 22 | | | | | | | | | | | | | | | |
| Ladrilleros | 179 | | | | | | 6 | | | | 5 | | 1 | | 1 | |
| Laminadores | 57 | | | | | | | | | | | | 1 | | | |
| Lancheros | 12 | | | | | | | | | | | | | | | |
| Lavaderos | 111 | 6.528 | | 5 | 14 | | 22 | | 13 | | 1 | 36 | 4 | 170 | 2 | 73 |
| Lecheros | 51 | 18 | | | | | | | | | 3 | | 3 | 2 | | |
| Leñadores | 79 | 6 | 1 | | 41 | | 13 | | 27 | | 3 | | 3 | | 3 | |
| Libreros | 13 | 5 | | | | | | | | | | | | | | |
| Lipistias | 198 | 9 | | | | | 2 | | 1 | | | | | | | |
| Lingrafos | 247 | 2 | | | | | | | | | | | | | | |
| Litógrafos | 192 | 16 | | | | | | | | | | | | | | |
| Lustrabotas | 333 | | | | | | | | 1 | | | | 1 | | 8 | |
| Llaveros | 74 | 123 | 2 | | 2 | | 6 | | 2 | 1 | 10 | | | 3 | 1 | 2 |
| Malleros | 5 | 2 | | | | | | | | | | | | | | |
| Manicuristas | | 105 | | | | | | | | | | | | | | |
| Maquinistas | 1.136 | 6 | 1 | | 2 | | 2 | | | | 1 | | 26 | 1 | 49 | |
| Marginales | 28 | 10 | | | | | | | | | | | | | | |
| Marcinos | 108 | | | | 1 | | | | | | 1 | | 3 | | 1 | |
| Marroquinos | 215 | 18 | | | | | | | | | 1 | | 6 | | 1 | |
| Martilleros | 38 | | | | | | | | | | | | 1 | | | |
| Masajistas | 48 | 74 | | | | | | | | | | | 2 | 3 | | |
| Matarifes | 557 | | | | | | 1 | | 2 | | 1 | | 5 | | 2 | |
| Matronas | | 437 | | 2 | | | | | | 1 | | | | 7 | | 10 |
| Mayordomos | 967 | 170 | 9 | | 12 | | 34 | 1 | 12 | | 29 | | 23 | | 22 | 2 |
| Mecánicos | 8.481 | | 7 | | 17 | | 31 | | 17 | | 53 | | 253 | | 156 | |
| Mecánicos dentales | 80 | 8 | | | | | | | | | | | 1 | | | |
| Mecanógrafos | 61 | 265 | | | | | | | | | | | | 3 | | |
| Médicos | 1.356 | 143 | | | 1 | | | | | | 1 | | 5 | | 10 | |
| Mendigos | 411 | 33 | 1 | | | | | | | | | | | 12 | | 3 |
| Mensajeros | 302 | 17 | | | | | | | 1 | | | | 3 | | 5 | |
| Meretrices | | 310 | | | | | | | | | | | | 1 | | |

| OCCUPACIONES | Gran Santiago | | QUILICURA | | TILITIL | | COLINA | | LAMPA | | BARRANCAS | | CISTERNA | | PUENTE ALTO | |
|-------------------------------|---------------|-------|-----------|-------|---------|-------|--------|-------|-------|-------|-----------|-------|----------|--------|-------------|-------|
| | H. | M. | H. | M. | H. | M. | H. | M. | H. | M. | H. | M. | H. | M. | H. | M. |
| Milares..... | 2.195 | | | | 1 | | 1 | | 54 | | 6 | | 103 | | 373 | |
| Mieros..... | 577 | | 6 | | 292 | | 11 | | 37 | | 11 | | 8 | | 10 | |
| Modistas..... | | 7.417 | | 5 | | 7 | | 9 | | 6 | | 15 | | 91 | | 58 |
| Molinos..... | 200 | | | | | | 1 | | | | 4 | | | | 11 | |
| Moteros..... | 30 | 10 | | | | | | | | | | | | | | |
| Motistas..... | 94 | 8 | | | 1 | | 1 | | 1 | | | | 2 | | | |
| Mos..... | 4.209 | 163 | 3 | | 1 | | 12 | | 6 | | | | 37 | 3 | 26 | 2 |
| Mueblistas..... | 1.639 | | | | | | | | | | 19 | | 55 | | 6 | |
| Moziladores..... | 11 | | | | 1 | | | | | | | | | | | |
| Múicos..... | 700 | 77 | | | 1 | | | | | | | | 21 | 2 | 3 | |
| Niños..... | | 1.295 | | | | 6 | | 3 | | 4 | | 1 | | 10 | | 10 |
| Niveladores..... | 64 | | | | | | | | | | | | 6 | | | |
| Niveladores..... | 39 | | | | | | | | | | | | | | | |
| Notarios..... | 14 | | | | | | | | | | | | | | | |
| Noelistas..... | 65 | | | | | | | | | | | | | | | |
| Oficinistas..... | 25.571 | 9.684 | 17 | 3 | 39 | 5 | 32 | 7 | 16 | 1 | 32 | 3 | 357 | 75 | 141 | 63 |
| Ópticos..... | 32 | 2 | | | | | | | | | | | 2 | | | |
| Opeadores..... | 139 | | | | 2 | | | | | | 1 | | 5 | | 2 | |
| Ortopédicos..... | 16 | | | | | | | | | | | | | | | |
| Ordnadores..... | 51 | 314 | | 44 | | | 1 | 63 | | 32 | 2 | 73 | 2 | 4 | | 42 |
| Panderos..... | 2.814 | 57 | 1 | | 4 | | 20 | | 2 | | 14 | | 84 | 1 | 54 | 1 |
| Panconeros..... | 20 | | | | | | | | | | 1 | | | | | |
| Pasteros..... | 362 | 103 | | | | | | | | 1 | | | 7 | 1 | 1 | |
| Peleros..... | 96 | 182 | | | | | | | | 1 | | | 2 | 2 | | 1 |
| Peduros..... | 34 | 32 | | | | | | | | | | | 1 | | | |
| Pelugeros..... | 1.362 | 965 | 2 | | 1 | 1 | 7 | | 6 | | 4 | 2 | 27 | 15 | 20 | 7 |
| Perfradores..... | 22 | | | | | | | | | | | | | | | |
| Peridistas..... | 687 | 55 | | | | 1 | | | | | | | 16 | | 2 | |
| Pesadores..... | 13 | 4 | | | | | | | | | | | | | | |
| Picadores..... | 7 | | | | | | | | | | | | | | | |
| Pintres..... | 2.766 | 16 | | | 1 | | 2 | | | | 8 | | 62 | | 20 | |
| Picadores de leña..... | 46 | | | | | | | | | | | | | | | |
| Pirrabadores..... | 4 | | | | | | | | | | | | | | | |
| Platillos..... | 92 | 29 | | | | | | | | | 1 | | 2 | | 1 | |
| Platos..... | 38 | | | | | | | | | | | | 1 | | | |
| Plojeros..... | 19 | | | | | | | | | | | | | | | |
| Porteros..... | 1.028 | 125 | | | 1 | | 1 | | | | | 1 | 16 | 3 | 11 | |
| Practicantes..... | 649 | 181 | 1 | | 2 | | 2 | 1 | 2 | | | 2 | 4 | 3 | 4 | |
| Previstas..... | 371 | 3 | | | | | | | | | | | 1 | | 5 | |
| Preparadores de caballos..... | 149 | | | | | | | | | | | | 9 | | 5 | |
| Prosores..... | 1.794 | 4.239 | | 1 | | 11 | 3 | 14 | 2 | 6 | 2 | 6 | 69 | 84 | 23 | 19 |
| Pulleros..... | 297 | 8 | 1 | | | | | | | | | | 8 | | | |
| Quilicos..... | 309 | 30 | | | | | 1 | | | | | | 2 | 1 | 14 | |
| Raotelegrafistas..... | 77 | 73 | | | | | | | | | | | | | | |
| Recudadores..... | 154 | 25 | | | | | | | | | | | 3 | | | |
| Recudadores..... | 5 | 2 | | | | | | | | | | | | | | |
| Reductores..... | 11 | 5 | | | | | 1 | | | | | | | | | |
| Regidores..... | 50 | | | | | | | | | | | | | | | |
| Relteros..... | 275 | 14 | 1 | | | | | | | | | | 8 | | 3 | |
| Reliosos..... | 288 | 1.677 | | | | | | | | | | | | | 4 | |
| Repartidores..... | 1.418 | 38 | | | 1 | | 4 | | 1 | | 1 | | 27 | | 12 | |
| Rentistas..... | 1.994 | 3.630 | 1 | 2 | 6 | 12 | 2 | 6 | 4 | 5 | 17 | 13 | 59 | 48 | 12 | 18 |
| Remchadores..... | | | | | | | | | | | | | | | 1 | |
| Reos..... | 962 | 25 | | | | | | | | | | | | | | |
| Repuadores..... | 70 | 57 | | | | | | | | | | | | | | |
| Retedores..... | 6 | | | | | | | | | | | | 1 | | | |
| Ripidores..... | 22 | | | | | | | | | | | | | | | |
| Ripidores..... | 328 | | 1 | | 1 | | 1 | | | | | | 3 | | 7 | |
| Sacofes..... | 1.469 | 816 | | | | | | | 1 | 1 | 3 | 2 | 19 | 24 | 16 | 11 |
| Santos..... | 38 | | | | | | | | | | | | | | 4 | |
| Seputureros..... | 21 | | | | | | | | | | | | | | | |
| Sennores..... | 162 | | | | | | | | | | 1 | | | | 2 | |
| Sombrenos..... | 495 | 829 | | | 7 | | | | | | | | 5 | 1 | 2 | 2 |
| Suplenentes..... | 525 | 127 | | | | | | | | | 2 | | 2 | | 1 | |
| Serens..... | 347 | 4 | | | 2 | | | | | | | | 8 | | 5 | |
| Talabrteros..... | 352 | | | | 6 | | 3 | | 5 | | 2 | | 12 | | 5 | |
| Talladores..... | 94 | 12 | | | | | | | | | | | 2 | | | |
| Tanqgrafos..... | 44 | 170 | | | | | | | | | 1 | | 3 | | 1 | |
| Tanqros..... | 562 | 6 | | | | | | | | | 1 | | 5 | | 2 | |
| Tanjadores..... | 9 | | | | | | | | | | | | | | | |
| Tanjadores..... | 10 | | | | | | | | | | | | | | | |
| Técnicos..... | 814 | 77 | 1 | | | | | | | | | | 12 | 1 | | |
| Tejedores..... | 1.385 | 2.052 | 1 | 1 | | 7 | | 1 | | 1 | 5 | 7 | 13 | 13 | 47 | 88 |
| Tenelores de libros..... | 21 | 7 | | | | | | | | | | | 1 | | | |
| Telebistas..... | 121 | 166 | | 2 | | | | 1 | | | | 1 | 6 | 3 | 3 | 4 |
| Telegrafistas..... | 211 | 190 | 1 | | 1 | | 1 | 1 | | | | | 9 | 2 | | |
| Tintores..... | 378 | 126 | | | | | | | | | | | 2 | | 2 | |
| Tipógrafos..... | 966 | 20 | | | | | | | | | | | 16 | 1 | 3 | |
| Tonekros..... | 128 | | | | | | | | | | | | 12 | | 4 | |
| Toreros..... | 9 | | | | | | | | | | | | 1 | | 1 | |
| Topógrafos..... | 62 | | | | | | | | 1 | | | 1 | | | | |
| Toreros..... | 587 | | | | | | | | | | | | 2 | | 2 | |
| Tranviarios..... | 99 | | | | | | | | | | | | 2 | | | |
| Tranqeros..... | 1 | | | | | | | | | | | | | | 2 | |
| Trenzadores..... | 25 | 1 | | | | | | | | | | | | | | |
| Turistas..... | 14 | | | | | | | | | | | | | | | |
| Urdidores..... | 14 | 12 | | | | | | | | | | | | | | |
| Vacnadores..... | 13 | 16 | | | | | | | | | | | | | | |
| Vaciadores..... | 7 | | | | | | 1 | | | | | | | | | |
| Vendedores..... | 4.168 | 1.666 | 2 | 1 | | | | | | | 5 | 3 | 24 | 13 | 7 | 8 |
| Veterinarios..... | 62 | 1 | | | | | | | | | | | 1 | | | |
| Vidrieros..... | 545 | 15 | | | | | | | | | | | 3 | | 2 | |
| Vimcultores..... | 38 | 3 | | | | | 2 | | | | 1 | | 2 | | 2 | |
| Vinateros..... | 36 | 3 | 1 | | | | | | 1 | | | 1 | 1 | | 14 | |
| Viaadoras sociales..... | | 369 | | | | | 2 | | | | | | | 3 | | 3 |
| Vulcanizadores..... | 90 | | | | | | | | | | | | 2 | | | |
| Zapateros..... | 5.281 | 152 | 3 | | 11 | | 13 | | 8 | | 13 | 1 | 122 | 1 | 35 | |
| Total general..... | | | 1.682 | 1.496 | 2.913 | 2.337 | 5.382 | 3.891 | 2.339 | 1.933 | 4.807 | 4.457 | 10.755 | 11.652 | 10.152 | 9.857 |

| OCUPACIONES | SAN JOSÉ DE MAIPO | | CURACAVÍ | | LAS CONDES | | LA FLORIDA | | PIRQUE | | LA GRANJA | | TALAGANTE | | PEÑAFLORES | |
|-------------------------------|-------------------|-------|----------|-------|------------|-------|------------|-------|--------|-------|-----------|-------|-----------|-------|------------|-------|
| | H. | M. | H. | M. | H. | M. | H. | M. | H. | M. | H. | M. | H. | M. | H. | M. |
| Militares..... | 8 | | | | 303 | | 2 | | | | 1 | | 1 | | 131 | |
| Mineros..... | 473 | | 77 | | 85 | | 2 | | 3 | | | | 26 | | 7 | |
| Modistas..... | | 9 | | 8 | | 17 | | 8 | | 5 | | 6 | | 19 | | 25 |
| Molineros..... | | | | | 2 | | 1 | | | | 1 | | 2 | | | |
| Moteros..... | | | 1 | 1 | | | | | | | | | | | | |
| Motoristas..... | | | | | | | | | 1 | | | | | | 1 | |
| Mozos..... | 18 | 1 | 16 | | 32 | 3 | 1 | | 1 | 1 | | | 15 | | 12 | 1 |
| Mueblistas..... | | | | | 3 | | | | | | 9 | | | | 1 | |
| Movilizadores..... | | | | | | | | | | | | | | | | |
| Musicos..... | 3 | | | 6 | 3 | | 27 | | | | 1 | 2 | 6 | 17 | | 1 |
| Niñeras..... | | 22 | | | | | | | | | | | | | | 4 |
| Niqueladores..... | | | | | | | | | | | | | | | | |
| Niveladores..... | 2 | | | | | | | | | | | | | | | |
| Notarios..... | | | | | | | | | | | | | | | | |
| Novelistas..... | | | | | | | | | | | | | | | | |
| Oficinistas..... | 137 | 20 | 12 | 3 | 190 | 56 | 31 | 8 | 13 | 2 | 17 | 3 | 86 | 15 | 58 | 7 |
| Ópticos..... | | | | | | | | | | | | | | | | |
| Operadores..... | 8 | | | | 4 | | 1 | | 4 | | | | 1 | | 2 | |
| Ortopédicos..... | | | | | | | | | 1 | | | | | | | |
| Ordeñadores..... | | 3 | | 65 | | 30 | | 17 | | 21 | | 63 | 1 | 70 | | 10 |
| Panaderos..... | 11 | | 8 | 1 | 7 | | 11 | | 10 | 2 | | | 18 | 38 | 29 | |
| Panteoneros..... | | | | | | | | | | | | | | | | |
| Pasteleros..... | | | 1 | | | | | | | | 2 | | 1 | | | |
| Peleteros..... | | 2 | | | | | | | | | | 1 | | 2 | | |
| Pedicuros..... | | | | | | | | | | | | | | | | |
| Peluqueros..... | 4 | 1 | 7 | | 7 | 3 | 2 | | | | 4 | | 10 | 6 | 14 | 1 |
| Perforadores..... | | | | | | | | | | | | | | | | |
| Periodistas..... | | | | | 34 | | | | | | | | | | 1 | |
| Pescadores..... | | | | | 4 | | | | | | | | 1 | | 4 | |
| Picapedreros..... | 1 | | | | | | | | | | | | | | | |
| Pintores..... | 8 | | | | 5 | | 3 | | | | 11 | | 7 | | 13 | |
| Picadores de leña..... | | | 20 | | | | | | | | | | | | | |
| Pirograbadores..... | | | | | | | | | | | 4 | | | | | |
| Plantilleros..... | | | | | | 1 | | | | | | | | | | |
| Plateros..... | | | | | | | | | | | | | | | | |
| Plomeros..... | | | | | | | | | | | | | | | | |
| Porteros..... | 5 | 1 | | | 1 | 1 | 1 | 1 | | | 2 | | 2 | 5 | 3 | 1 |
| Practicantes..... | 8 | 2 | | | 4 | 1 | 1 | | | | 1 | | 2 | | 1 | |
| Pre-sistas..... | | | | | 1 | | | | | | 1 | | | | | |
| Preparadores de caballos..... | | | | | | | | | | | | | | | | |
| Profesores..... | 12 | 18 | 3 | 12 | 20 | 25 | 1 | 4 | 2 | 15 | | 6 | 9 | 16 | 20 | |
| Pulidores..... | | | | | 1 | | | | 2 | | 4 | | 3 | | | |
| Químicos..... | 1 | 1 | | | 3 | | 2 | | 2 | | 3 | | 3 | | | |
| Radiotelegrafistas..... | | | | | | | | | | | | | | | | |
| Recaudadores..... | | | | | | | | | | | | | 1 | | 1 | |
| Recamadores..... | | | | | | | | | | | | | | | | |
| Redactores..... | | | | | | | | | | | | | | | | |
| Regadores..... | 11 | | 11 | | 2 | | 4 | | | | 5 | | | | 1 | |
| Relojeros..... | | | 2 | | 1 | | 2 | | | | 2 | | | | 1 | |
| Religiosos..... | 1 | 4 | | | 8 | 6 | | | 1 | | | | 35 | | 1 | |
| Repartidores..... | 1 | | 2 | | 12 | | 2 | | 4 | | 2 | | 7 | | 9 | |
| Rentistas..... | 11 | 15 | 1 | 3 | 25 | 21 | 2 | 6 | 3 | | 4 | 2 | 12 | 21 | 24 | 15 |
| Remachadores..... | | | | | | | | | | | | | | | | |
| Reos..... | | | | | | | | | | | | | 1 | | | |
| Repujadores..... | | | | | | | | | | | | | | | | |
| Retorcedores..... | | | | | | | | | | | | | | | | |
| Ripidores..... | | | | | | | | | | | | | | | | |
| Sacerdotes..... | 2 | | 4 | | 6 | | 1 | | 3 | | 6 | | 12 | | 4 | |
| Sastres..... | 3 | 6 | 1 | | 2 | 1 | | | | | 2 | 5 | 4 | | 1 | |
| Sepultureros..... | | | | | | | | | | | | | | | | |
| Senadores..... | | | | | | | | | | | | | | | | |
| Soldadores..... | 1 | | | | 1 | | 1 | | | | 4 | | 2 | | | |
| Sombrereros..... | | | 1 | | 3 | | | | | | 1 | | 1 | | 1 | |
| Suplementeros..... | | | | | | | | | | | | | | | | |
| Serenos..... | 5 | | | | 4 | | | | | | 1 | | | | 1 | |
| Talabarteros..... | 2 | | 6 | | 4 | | | | 3 | | | | 4 | | 1 | |
| Talladores..... | | | | | | | | | | | | | | | | |
| Taquigrafos..... | | 1 | | | | | 1 | | | | | | | | | |
| Tarjados..... | | | | | | | | | | | | | | | | |
| Tarjadores..... | 2 | | | | 1 | | | | | | | | | | | |
| Tarrajadores..... | | | 1 | | | | | | | | | | | | | |
| Técnicos..... | 5 | | | | 8 | | | | | | 1 | | 4 | | 4 | |
| Tejedores..... | | | 1 | | 2 | | | 2 | | | 2 | | 1 | | | 2 |
| Tenedores de libros..... | | | | | | | | | | | | | | | | |
| Telefonistas..... | 6 | 3 | | | 1 | 2 | | | 1 | | | | | | | 1 |
| Telegrafistas..... | | | | | | | | | | | | | | | | |
| Tintoreros..... | | | | | 1 | | | | | | 3 | | | | | |
| Tipógrafos..... | | | | | 1 | | | | | | | | | | | |
| Tipógrafos..... | | | | | 4 | | | | 1 | | 2 | | | | 3 | |
| Toneros..... | | | | | | | | | | | | | | | | |
| Toreros..... | 3 | | | | | | 1 | | | | | | | | | |
| Topógrafos..... | 4 | | | | 4 | | 2 | | | | | | | | | |
| Torneros..... | | | | | | | | | | | | | 6 | | | |
| Tranviarios..... | | | | | | | | | | | | | | | | |
| Trapicheros..... | | | | | | | | | | | 1 | | | | | |
| Trenzadores..... | | | | | | | | | | | | | | | | |
| Turistas..... | | | | | | | | | | | | | | | | |
| Urdidores..... | | | | | | | | | | | | | | | | |
| Vacunadores..... | | | | | | | | | | | | | | | | |
| Vacadores..... | | | | | | | | | | | | | | | | |
| Vendedores..... | 17 | 1 | 1 | | 18 | 5 | 1 | | | | 1 | 1 | 8 | | 3 | 1 |
| Veterinarios..... | | | | | | | | | | | | | 1 | | | |
| Vidrieros..... | | | | | | | | | 1 | | 2 | | | | | |
| Vinicultores..... | 1 | | | | | | | | | | 2 | | | | 2 | |
| Viticultores..... | | | | | 5 | | 1 | | 1 | | | | 1 | | 4 | |
| Visitadoras sociales..... | | 1 | | | | 3 | | 1 | | 2 | | | | | | |
| Vulcanizadores..... | | | 2 | | 2 | | | | | | | | | | 1 | |
| Zapateros..... | 16 | | 13 | | 16 | | 7 | | 6 | | 32 | 2 | 26 | | 37 | 3 |
| Total general..... | 4.909 | 3.461 | 3.826 | 3.056 | 8.279 | 7.014 | 2.452 | 2.233 | 3.701 | 2.817 | 2.479 | 2.237 | 7.342 | 6.408 | 6.840 | 5.909 |

| Ocupaciones | ISLA DE MAIPO | | MELIPILLA | | EL MONTE | | SAN PEDRO | | ALHUÉ | | MARÍA PINTO | | SAN ANTONIO | | NAVIDAD | |
|------------------------------|---------------|-------|-----------|--------|----------|-------|-----------|-------|-------|-------|-------------|-------|-------------|-------|---------|-------|
| | H. | M. | H. | M. | H. | M. | H. | M. | H. | M. | H. | M. | H. | M. | H. | M. |
| Sin especificar..... | 1.024 | 2.110 | 5.015 | 10.645 | 1.419 | 2.874 | 1.545 | 3.096 | 1.811 | 2.269 | 896 | 1.669 | 4.479 | 9.788 | 1.296 | 2.784 |
| Abogados..... | | | 3 | 1 | 2 | | | | | | | | 7 | 4 | | |
| Adivinos..... | 20 | | 59 | 2 | 29 | | 39 | 1 | 13 | | 10 | | 46 | 2 | | |
| Administradores..... | 196 | 17 | 375 | 31 | 159 | 6 | 510 | 23 | 104 | 21 | 38 | | 176 | 30 | 37 | 79 |
| Agricultores..... | 1 | | 2 | 4 | | | | | | | | | | | | |
| Agriensores..... | 1 | | 4 | | 3 | | | | 1 | | | | 5 | | | |
| Arquitectos..... | 14 | 1 | 79 | | 30 | | 12 | | 4 | | 23 | | 111 | | | 2 |
| Albañiles..... | 1 | | 22 | | 6 | | 1 | | | | 1 | | 24 | | | |
| Alfareros..... | 2 | | 5 | 32 | | | 2 | | | | | | 10 | 1 | | |
| Amasadores..... | 2 | | 6 | 14 | | | 2 | 6 | | 3 | 2 | | 10 | 9 | | 1 |
| Amasanderos..... | 2 | | 6 | 14 | | | 2 | 6 | | 3 | 2 | | 1 | 9 | | 1 |
| Aparceros..... | | | | 2 | | | | | | | | | | 1 | | |
| Aparadores..... | | | 1 | | | | | | | | 1 | | | | | |
| Apicultores..... | | | | | | | | | | | | | | | | |
| Apilanchadores..... | | | | | | | | | | | | | | | | |
| Alcaldes..... | | | | | | | | | | | | | | | | |
| Armadores..... | | | | | | | | | | | | | | | | |
| Armeros..... | | | | | 1 | | | | | | | | | 2 | | |
| Arquitectos..... | | | | | | | | | | | | | | | | |
| Arrendadores de objetos..... | 1 | | 59 | | 16 | | 28 | | 11 | | 25 | | 60 | 2 | 16 | |
| Arrieros..... | 1 | | | | | | | | | | | | | | | |
| Artistas pintores..... | | | | | | | | | | | | | | | | |
| Artistas escultores..... | | | | | | | | | | | | | | | | |
| Artistas teatro..... | | | | | | | | | | | | | | | | |
| Artistas cine..... | | | 1 | | | | | | | | | | | 1 | | |
| Artistas radio..... | | | | | | | | | | | | | 9 | 4 | | |
| Artistas circo..... | | | | | 1 | 1 | | | | | 1 | | | | | |
| Artistas otros..... | 3 | | | | | | | | | | | | | | | |
| Arqueólogos..... | | | | | | | 1 | | | | | | | | | |
| Asesoristas..... | | | | | | | 1 | | | | | | | 1 | 1 | |
| Aserradores..... | | | | | | | | | | | | | | | | |
| Asfaltadores..... | | | | | | | | | | | | | | | | |
| Astrónomos..... | | | | | | | | | | | | | | | | |
| Aurigas..... | | 2 | 7 | | 4 | | | | | | 3 | | 8 | | | |
| Auxiliares..... | | | 10 | 5 | 6 | 2 | | | 1 | | | | 37 | 4 | | |
| Aviadores..... | | | 4 | 2 | 1 | | | | 1 | | | | | | | |
| Avicultores..... | | | | | | | | | | | | | | | | |
| Bailarines..... | | | 1 | | | | | | | | | | 1 | | | |
| Baldoseros..... | | | | | | | | | | | | | 4 | | | |
| Balseros..... | | | 1 | | | | | | | | | | 3 | | | |
| Barnizadores..... | | | | | | | | | | | | | | | | |
| Barquilleros..... | | | 2 | | | | | | | | | | 2 | | | |
| Barredores..... | | | | | | | | | | | | | | | | |
| Barreteros..... | | | | | | | | | | | | | | | | |
| Biseladores..... | | | | | | 2 | | 12 | | | | | | | | |
| Bordadores..... | | | | | | | | | | | | | | 9 | | 2 |
| Brexeadores..... | | | | | | | | | | | | | | | | |
| Bronceros..... | | | | | | | | | | | | | | | | |
| Buzos..... | | | 4 | | | | | | | | 1 | | 4 | | | |
| Caballerizos..... | | | | | | | | | | | | | | | | |
| Cajistas..... | | | | | 1 | | | | | | | | 7 | | | |
| Calentadores..... | | | 1 | | 1 | | | | | | | | 23 | | 4 | |
| Caldereros..... | | | | | | | | | | | | | | | | |
| Calligrafos..... | | | | | | | | | | | | | 71 | 29 | | |
| Camareros..... | | | 1 | | | | | | | | 1 | | 6 | | | |
| Camineros..... | | | 1 | | 1 | | 1 | | 1 | | 2 | | 6 | 1 | | 1 |
| Canasteros..... | 1 | | | | | | | | | | | | | | | |
| Canteros..... | 12 | | | | 1 | | | | 1 | | | | 7 | | | |
| Cantineros..... | | | | | | | | | | | | | 12 | | | |
| Carccleros..... | | | 12 | | | | | | | | | | 14 | | | |
| Cardadores..... | | | 1 | | 2 | | | | 1 | | | | | | | |
| Cargadores..... | | | 5 | | 2 | | | | 1 | | | | 167 | | | |
| Carabineros..... | 13 | | 84 | | 20 | | 11 | 8 | 5 | | 5 | | 90 | | 7 | |
| Carniceros..... | 1 | | 7 | | 2 | | 1 | | 2 | | 2 | | 11 | | | |
| Carpinteros..... | 34 | | 161 | | 41 | | 25 | | 26 | | 19 | | 261 | | 23 | |
| Carrocenas..... | 1 | | 11 | | 3 | | 1 | | 1 | | 1 | | 6 | | | |
| Carrteros..... | | | 16 | | 7 | | | | | | 3 | | 9 | | | |
| Carteros..... | | | 2 | | 7 | | | | | | | | 1 | | | |
| Cartógrafos..... | | | | | | | | | | | | | | | | |
| Casadores..... | | | | | | | | | | | | | | | | |
| Cerrajeros..... | 1 | | | | 2 | | 1 | | | | | | 1 | | | |
| Cesteros..... | | | 13 | | 3 | | 1 | | | | | | 1 | | 1 | |
| Cigarreros..... | | | | | | | | | | | | | | | | |
| Cinzeladores..... | | | | | | | | | | | | | | | | |
| Cobradores..... | 4 | | 7 | | | | | | | | | | 5 | 1 | 1 | 54 |
| Cocineros..... | | 8 | | 111 | | 27 | | 33 | | 12 | | 4 | 37 | 117 | 1 | |
| Colchoneros..... | | | | 1 | | | | | | | | | 5 | 2 | | |
| Comisionistas..... | | | 2 | | 2 | 1 | | | | | | | 8 | | | |
| Concreteros..... | | | | | | | | | | | | | | | | |
| Confiteros..... | | | 1 | | | | 2 | | | | | | | | | |
| Conscriptos..... | | | 9 | | 3 | | 2 | | | | | | 5 | | | |
| Constructores..... | 5 | | 12 | | 3 | | 2 | | | | 2 | | 24 | | 1 | |
| Contadores..... | 1 | | 4 | | 3 | | 2 | | | | | | 29 | 6 | | |
| Coperos..... | | | | | 1 | | 1 | | | | | | | | | |
| Cortadores..... | | | 4 | | | | | | | | | | | 2 | | |
| Corteros..... | | | | | | | | | | | | | | | | |
| Corredores comercio..... | | 9 | | | | | | | | | | | | | | |
| Costureras..... | | | 129 | | 16 | | 75 | | 9 | | | 4 | | 125 | | 12 |
| Comerciantes..... | 79 | 46 | 549 | 156 | 107 | 54 | 84 | 7 | 30 | 8 | 62 | 8 | 468 | 153 | 45 | 9 |
| Cuidadores..... | 5 | | 7 | 8 | 2 | 1 | 8 | 5 | 2 | 2 | 1 | | 18 | 16 | | 1 |
| Curtidores..... | | | | | | | | | | | | | | | | |
| Chamanteros..... | | | | | | | | | | | | | | | | |
| Choferes..... | 18 | | 107 | | 26 | | 11 | | 8 | | 21 | | 133 | 4 | 6 | |
| Dactilógrafos..... | | | 1 | | | | | | | | | | | 1 | | |
| Decoradores..... | | | | | | | 1 | | | | | | | | | |
| Deportistas..... | | | | | | | | | | | | | | | | |
| Dentistas..... | | | 3 | | 1 | | | | | | | | | 3 | | |
| Deshollinadores..... | | | | | | | | | | | | | | 1 | | |

| Ocupaciones | ISLA DE MAIPO | | MELIPILLA | | EL MONTE | | SAN PEDRO | | ALHÚE | | MARÍA PINTO | | SAN ANTONIO | | NAVIDAD | |
|-----------------------------|---------------|-------|-----------|--------|----------|-------|-----------|-------|-------|-------|-------------|-------|-------------|--------|---------|-------|
| | H. | M. | H. | M. | H. | M. | H. | M. | H. | M. | H. | M. | H. | M. | H. | M. |
| Milicars... | | | 1 | | | | 2 | | | | | | 3 | | | |
| Mineros... | 2 | | 27 | | 54 | | 8 | | | | 17 | | 80 | | 6 | |
| Mocistas... | | 5 | 69 | | 15 | | 9 | | 1 | | 1 | | 66 | | 1 | 2 |
| Molneros... | | | 13 | | 1 | | | | | | 1 | | | | | |
| Moleros... | | | | | | | | | | | | | 1 | | | |
| Molneristas... | | | | | | | | | | | | | 3 | | | |
| Motos... | 2 | | 50 | 5 | 1 | 4 | | | | | 4 | | 79 | 3 | 5 | |
| Muchistas... | | | | | | | | | | | 1 | | 6 | | | |
| Movilizadores... | | | | | | | | | | | | | | | | |
| Múicos... | | | 5 | | | | | | 1 | | | | 15 | | | |
| Niñeras... | | 1 | 15 | | 9 | | 1 | | 5 | | | 3 | 20 | | | 7 |
| Niqueladores... | | | | | | | 1 | | | | | | 4 | | | |
| Niveladores... | | | | | | | | | | | | | 1 | | | |
| Notrios... | | | | | | | | | | | | | 2 | | | |
| Novelistas... | | | | | | | | | | | | | 1 | | | |
| Oficinistas... | 12 | 1 | 146 | 34 | 31 | 7 | 7 | 5 | 7 | 2 | 17 | 3 | 426 | 77 | 4 | 1 |
| Ópticos... | | | 1 | | | | | | | | | | | | | |
| Operadores... | | | | | | | | | | | | | 2 | | | |
| Ortopédicos... | | | 3 | 157 | 2 | 44 | 1 | | | | 1 | | | | | |
| Ordñadores... | | 8 | 41 | 5 | 9 | 2 | | | | 1 | 7 | 36 | 34 | 32 | | 1 |
| Panderos... | 8 | 2 | | | | | | | | | | | 2 | | | |
| Panconeros... | | | | | | | | | | | | | 6 | | | |
| Pastleros... | | | | 1 | | | | | | | | | | | | |
| Peladeros... | | | | | | | | | | | | | | | | |
| Pedcueros... | | | | | | | | | | | | | 25 | 6 | 1 | |
| Pelqueros... | 3 | | 29 | 3 | 8 | | | | | | 1 | | 1 | | | |
| Perbradores... | | | 1 | | | | | | | | | | 1 | | | |
| Perdistas... | | | 2 | | 2 | | | | | | 1 | | | | | |
| Pescadores... | | | | | | | | | | | | | 139 | 3 | 54 | 1 |
| Picapedreros... | | | | | | | | | | | | | | | | |
| Pinbres... | 5 | | 16 | | 6 | | 2 | | 1 | | | | 55 | | | |
| Picadores de leña... | | | | | | | | | | | | | | | | |
| Pirgabsadores... | | | | | | | | | | | | | 1 | | | |
| Plastilleros... | | | | | | | | | | | | | | | | |
| Platros... | | | | | | | | | | | | | | | | |
| Placeros... | | | | | | | | | | | | | | | | |
| Porteros... | 1 | | 7 | 1 | | | | | | 1 | | | 5 | 1 | 1 | |
| Pradicantes... | | 1 | 4 | 3 | 1 | 1 | | | | | 2 | | 13 | 5 | | |
| Preñistas... | | | | | | | | | | | | | | | | |
| Preparadores de caballos... | | | | | | | | | | | | | | | | |
| Procesores... | 2 | 14 | 20 | 81 | 6 | 22 | | 11 | | 3 | 2 | 11 | 26 | 72 | 2 | 13 |
| Puleros... | | | | | | | | | | | | | | | | |
| Químicos... | 2 | | 1 | 1 | | | | | | | | | 1 | | | |
| Racotelegrafistas... | | | | | | | | | | | | | 1 | | | |
| Recudadores... | | | | | | | | | | | | | 7 | | | |
| Reamadores... | | | | | | | | | | | | | | | | |
| Reactores... | | | | | | | | | | | | | | | | |
| Regadores... | | | 8 | | 5 | | | | | | | | 3 | | | |
| Reljeros... | 2 | | 3 | | | | | | | | | | 3 | | | |
| Relixiosos... | | | 1 | 23 | | 6 | 1 | | | | | | 1 | 12 | | |
| Repartidores... | | | 12 | 2 | 4 | | | | | | 1 | | 6 | | | |
| Reñistas... | 1 | | 14 | 31 | 5 | 17 | | | 2 | 2 | | | 15 | 12 | 1 | |
| Remachadores... | 6 | | | | | | | | | | | | | | | |
| Reos... | | | 32 | 1 | | | | | | | | | | | | |
| Reputadores... | | | | | | | | | | | | | 4 | | | |
| Retoredores... | | | | | | | | | | | | | 1 | | | |
| Ripialeros... | | | | | | | | | | | | | 1 | | | |
| Sacerlotes... | | | 12 | | 2 | | 4 | | 1 | | | | 5 | | 1 | |
| Saains... | 3 | | 12 | | 9 | | 2 | | | | 1 | | 19 | 2 | | 1 |
| Sepultureros... | | | | | 1 | | | | | | | | | | | |
| Senalores... | | | | | | | | | | | | | | | | |
| Soldadores... | | | 1 | | 1 | | | | | | | | 3 | | 1 | |
| Sombrereros... | | | 1 | | | | 1 | 1 | | 1 | | | 2 | 3 | | 1 |
| Suplmenteros... | | | 1 | | 1 | | | | | | | | 1 | | | |
| Serens... | | | 1 | | 1 | | | | | | | | 38 | | | |
| Talabarteros... | 1 | | 14 | 3 | | 2 | | | 2 | | 4 | | 5 | | 1 | |
| Tallegros... | | | | | | | | | | | | | | | | |
| Taquigrafos... | | | | | | | | | | | | | 1 | | | |
| Tapiceros... | | | 1 | | 1 | | | | | | | | 3 | | | |
| Tarjadores... | | | | | | | | | | | | | 3 | | | |
| Tarrajadores... | | | | | | | | | | | | | | | | |
| Técnicos... | | | 3 | | | | | 1 | | | 1 | | 5 | | 1 | |
| Tejedres... | | | | 6 | | | | 25 | | 2 | | | 1 | 4 | | 5 |
| Tenedores de libros... | | | | | | | | | | | | | | | | |
| Telefonistas... | | | 1 | 1 | | | | | | | | | 2 | 1 | | |
| Telegrafistas... | | | 1 | 4 | | 1 | | 1 | | | | | 5 | 4 | | 2 |
| Tintcreros... | | | | | | | | | | | | | | | | |
| Tipógrafos... | | | 8 | | 1 | | | | | | | | 6 | | | |
| Toneleros... | | | 3 | | 1 | | | | | | | | 8 | | | |
| Toreros... | | | | | | | | | | | | | | | | |
| Topógrafos... | | | | | | | | | 1 | | | | | | | |
| Torneros... | | | | | | | | | | | | | 8 | | | |
| Tranyvarios... | | | | | | | | | | | | | 1 | | | |
| Trapicheros... | | | | | | | | | | | | | | | | |
| Trenzadores... | | | | | | | | | | | | | | | | |
| Turistas... | | | | | | | | | | | | | | | | |
| Urdidores... | | | | | | | 3 | | | | | | 1 | 1 | | |
| Vacunadores... | | | | | | | | | | | | | | | | |
| Vaciadores... | | | | | | | | | | | | | | | | |
| Vendedores... | | | 12 | 4 | 5 | 1 | | | | | 2 | | 42 | 12 | | |
| Veterinarios... | | | 1 | | | | | | | | | | | | | |
| Vidrieros... | | | | | | | | | | | | | 1 | | | |
| Vinicultores... | | | 3 | 1 | 2 | 1 | 1 | | | | | | | | | |
| Vifateros... | | | 11 | | | | | | | | | | 1 | | | |
| Visitadoras sociales... | | | | 2 | | 2 | | | | | | | | 1 | | |
| Vulcanizadores... | | | | | | | | | | | | | | | | |
| Zapateros... | 5 | | 75 | 2 | 13 | | 7 | | 5 | | 5 | | 77 | | 7 | |
| Total general... | 2.889 | 2.691 | 15.811 | 14.560 | 4.396 | 5.810 | 4.239 | 3.808 | 2.812 | 2.494 | 2.670 | 2.096 | 14.134 | 13.180 | 3.361 | 3.427 |

| OCUPACIONES | CARTAGENA | | SAN BERNARDO | | CALERA DE TANGO | | BUIN | | PAINÉ | | PROVINCIA DE SANTIAGO | | |
|-----------------------------|-----------|-------|--------------|-------|-----------------|-------|-------|-------|-------|-------|-----------------------|---------|---------|
| | H. | M. | H. | M. | H. | M. | H. | M. | H. | M. | Hombres | Mujeres | Total |
| Sin especificar..... | 1.084 | 2.061 | 4.336 | 9.982 | 936 | 1.695 | 3.037 | 6.499 | 2.756 | 5.682 | 169.268 | 416.366 | 585.634 |
| Abogados..... | 4 | — | 17 | 2 | — | — | 3 | — | 1 | — | 1.493 | 108 | 1.601 |
| Adivinos..... | 15 | — | 72 | 6 | 25 | — | 22 | — | 44 | 2 | 22 | 34 | 56 |
| Administradores..... | 106 | 12 | 178 | 4 | 43 | 1 | 220 | 8 | 298 | 3 | 1.833 | 149 | 1.982 |
| Agricultores..... | — | — | — | 1 | — | — | — | — | — | — | 6.914 | 525 | 7.439 |
| Agrónomos..... | — | — | 7 | — | 2 | — | 5 | — | 2 | — | 25 | 13 | 38 |
| Albañiles..... | 67 | — | 166 | — | 13 | — | 64 | — | 33 | — | 201 | 27 | 228 |
| Alfareros..... | 1 | — | 14 | — | 7 | — | 5 | — | 1 | — | 412 | — | 412 |
| Amansalores..... | 2 | — | 9 | — | 2 | — | 4 | — | 4 | — | 367 | 130 | 497 |
| Amasanderos..... | — | — | 2 | — | — | — | 1 | — | 1 | — | 121 | 15 | 136 |
| Aparceros..... | 1 | 1 | — | — | 1 | 1 | 2 | 2 | — | 4 | 59 | 88 | 147 |
| Aparadores..... | — | — | — | 2 | — | — | — | — | — | — | 13 | 8 | 21 |
| Apicultores..... | 2 | — | — | — | 11 | 2 | — | — | 1 | — | 60 | 1.731 | 1.791 |
| Apilchadores..... | — | — | — | 3 | — | — | — | — | — | — | 55 | 6 | 61 |
| Alcaldes..... | — | — | — | — | — | — | — | — | — | 1 | 33 | 462 | 495 |
| Armadores..... | — | — | 8 | — | — | — | — | — | — | — | 12 | — | 12 |
| Armeros..... | — | — | 5 | — | — | — | 1 | — | — | — | 95 | 5 | 100 |
| Arquitectos..... | — | — | 4 | — | — | — | 1 | — | — | — | 55 | — | 55 |
| Arendadores de objetos..... | — | — | — | — | — | — | — | — | — | — | 579 | 24 | 603 |
| Arrieros..... | 1 | — | 12 | — | 6 | — | 11 | — | 20 | — | 2 | 4 | 6 |
| Artistas pintores..... | — | — | — | — | — | — | — | — | — | — | 574 | 11 | 585 |
| Artistas escultores..... | — | — | 3 | — | — | — | — | — | — | — | 73 | 14 | 87 |
| Artistas teatro..... | — | — | — | — | — | — | — | — | — | — | 66 | 8 | 74 |
| Artistas cine..... | — | — | — | — | — | — | — | — | — | — | 60 | 45 | 105 |
| Artistas radio..... | — | — | — | — | — | — | — | — | — | — | — | 7 | 7 |
| Artistas circo..... | — | — | — | — | — | — | — | — | — | — | 36 | 32 | 68 |
| Artistas otros..... | — | — | — | — | — | — | — | — | — | — | 73 | 52 | 125 |
| Arqueólogos..... | — | — | 1 | — | 1 | — | 1 | — | — | — | 89 | 67 | 156 |
| Ascensoristas..... | — | 1 | — | — | — | — | 4 | — | — | — | 3 | — | 3 |
| Aserradores..... | — | — | — | — | — | — | — | — | — | — | 228 | 64 | 292 |
| Asfaltadores..... | — | — | — | — | — | — | — | — | — | — | 23 | 1 | 24 |
| Astrónomos..... | — | — | 2 | — | — | — | — | — | — | — | 15 | — | 15 |
| Aurigas..... | — | — | 8 | — | 1 | — | 2 | — | 4 | — | 17 | — | 17 |
| Auxiliares..... | 16 | 3 | 118 | 16 | 1 | — | 12 | 1 | 12 | 1 | 2.190 | 751 | 2.941 |
| Aviadores..... | — | — | 26 | — | — | — | — | — | — | — | 200 | 2 | 202 |
| Avicultores..... | 1 | — | 17 | — | 2 | — | 5 | — | — | — | 137 | 27 | 164 |
| Bailarines..... | — | — | — | — | — | — | — | — | — | — | 23 | 19 | 42 |
| Baldoseros..... | — | — | 7 | — | — | — | — | — | — | — | 511 | — | 511 |
| Balseros..... | — | — | — | — | — | — | 1 | — | — | — | 31 | 2 | 33 |
| Barnizadores..... | 1 | — | 3 | — | — | — | — | — | — | — | 736 | — | 736 |
| Barquilleros..... | — | — | — | — | — | — | — | — | — | — | 18 | 11 | 29 |
| Barredores..... | — | — | — | — | — | — | 1 | — | — | — | 279 | 8 | 287 |
| Barreteros..... | — | — | — | — | — | — | — | — | — | — | 16 | — | 16 |
| Biseladores..... | — | — | — | — | — | — | — | — | — | — | 33 | — | 33 |
| Bordadores..... | — | — | — | 76 | — | — | — | — | — | — | — | — | — |
| Boxeadores..... | — | — | — | — | — | — | — | 2 | — | 2 | — | 846 | 846 |
| Bronceros..... | — | — | 2 | — | — | — | — | — | — | — | 29 | — | 29 |
| Buzos..... | 3 | — | — | — | — | — | — | — | — | — | 206 | — | 206 |
| Caballerizos..... | — | — | 1 | — | — | — | 4 | — | 1 | — | 18 | — | 18 |
| Canistas..... | — | — | — | — | — | — | — | — | — | — | 140 | — | 140 |
| Calafates..... | — | — | — | — | — | — | — | — | — | — | 57 | — | 57 |
| Caldereros..... | — | — | 96 | — | — | — | 1 | — | — | — | 12 | — | 12 |
| Calgrafos..... | — | — | — | — | — | — | — | — | — | — | 446 | — | 446 |
| Camareros..... | — | 4 | — | — | — | — | — | 2 | — | — | 10 | 8 | 18 |
| Camineros..... | — | — | 1 | — | — | — | 21 | — | 9 | — | 226 | 400 | 626 |
| Canasteros..... | — | — | 1 | — | — | — | 1 | — | — | — | 75 | — | 75 |
| Canteros..... | — | — | — | — | — | — | — | — | — | — | 100 | 9 | 109 |
| Cantineros..... | — | — | 1 | — | — | — | — | — | — | — | 247 | — | 247 |
| Carceleros..... | — | — | 13 | — | — | — | — | — | — | — | 171 | 40 | 211 |
| Cardadores..... | — | — | — | — | — | — | — | — | — | — | 301 | — | 301 |
| Cargadores..... | 1 | — | 2 | — | — | — | 6 | — | 2 | — | 303 | 65 | 368 |
| Carabineros..... | 24 | — | 96 | — | 11 | — | 65 | — | 30 | — | 1.388 | — | 1.388 |
| Carniceros..... | 2 | — | 15 | — | 1 | — | 3 | — | — | — | 5.115 | — | 5.115 |
| Carpinteros..... | 68 | — | 193 | — | 30 | — | 114 | — | 66 | — | 1.714 | 28 | 1.742 |
| Carreros..... | — | — | 12 | — | 1 | — | 13 | — | 12 | — | 9.477 | — | 9.477 |
| Cariateros..... | 8 | — | 25 | — | 11 | — | 15 | — | 2 | — | 495 | — | 495 |
| Carteros..... | — | — | 2 | — | — | — | 2 | — | 2 | — | 1.430 | — | 1.430 |
| Cartógrafos..... | — | — | — | — | — | — | — | — | — | — | 156 | — | 156 |
| Cazadores..... | — | — | — | — | — | — | — | — | — | — | 33 | 6 | 39 |
| Cerrajeros..... | — | — | 2 | — | — | — | 1 | — | 3 | — | 28 | — | 28 |
| Cesteros..... | — | — | 9 | — | 1 | — | 6 | — | 1 | — | 600 | — | 600 |
| Cigarreros..... | — | — | — | — | — | — | — | — | — | — | 224 | 19 | 243 |
| Cinzeladores..... | — | — | — | — | — | — | — | — | — | — | 12 | 19 | 31 |
| Cobradores..... | 1 | — | 20 | — | 1 | — | 3 | — | 2 | — | 24 | — | 24 |
| Cocineros..... | 1 | — | — | — | — | — | — | — | — | — | 1.947 | 103 | 2.050 |
| Colchonneros..... | 3 | 25 | 6 | 143 | 1 | 9 | 3 | 120 | 1 | 46 | 569 | 7.973 | 8.542 |
| Comisionistas..... | — | — | 7 | — | — | — | 3 | — | — | — | 162 | 92 | 254 |
| Concreteros..... | — | — | 3 | — | — | — | — | — | — | — | 1.532 | 130 | 1.662 |
| Confiteros..... | — | — | 1 | — | — | — | — | — | — | — | 69 | — | 69 |
| Conscriptos..... | 443 | — | 720 | — | 3 | — | 2 | — | — | — | 79 | 43 | 122 |
| Constructores..... | 17 | 1 | 36 | — | 1 | — | 1 | — | — | — | 2.390 | — | 2.390 |
| Contadores..... | 1 | — | 38 | — | 1 | — | 9 | — | 5 | — | 2.399 | 16 | 2.415 |
| Coperos..... | — | — | 1 | — | — | — | 1 | — | 4 | — | 3.104 | 519 | 3.623 |
| Cortadores..... | — | 1 | — | — | — | — | 7 | — | — | — | 63 | 3 | 66 |
| Corteros..... | — | — | 1 | — | — | — | — | — | — | — | 1.234 | — | 1.234 |
| Corredores comercio..... | 1 | — | — | — | — | — | — | — | — | — | 57 | 151 | 208 |
| Costureras..... | — | — | — | — | — | — | — | — | — | — | 237 | — | 237 |
| Comerciantes..... | 138 | 28 | — | 96 | — | 6 | — | 54 | — | 22 | — | — | — |
| Cuidadores..... | 11 | 2 | 462 | 124 | 31 | 5 | 299 | 88 | 150 | 42 | 29.606 | 12.506 | 42.112 |
| Curtidores..... | — | — | 28 | — | 1 | — | 16 | — | 26 | — | 1.195 | 8.670 | 9.865 |
| Chamanteros..... | — | — | — | — | — | — | — | — | — | — | 690 | — | 690 |
| Choferes..... | 34 | — | 101 | — | 14 | — | 3 | — | — | — | 857 | 56 | 913 |
| Dactilógrafos..... | — | — | — | — | — | — | — | — | — | — | 45 | 17 | 62 |
| Decoradores..... | — | — | 3 | — | 4 | — | 2 | — | — | — | 8.329 | 55 | 8.384 |
| Deportistas..... | — | — | — | — | — | — | — | — | — | — | 158 | 352 | 510 |
| Dentistas..... | — | — | 5 | — | 3 | — | 2 | — | — | — | 39 | 8 | 47 |
| Desbollinadores..... | — | — | 1 | — | — | — | — | — | — | — | 33 | 4 | 37 |
| | — | — | — | — | — | — | — | — | — | — | 503 | 173 | 676 |
| | — | — | — | — | — | — | — | — | — | — | 24 | — | 24 |

| OCUPACIONES | CARTAGENA | | SAN BERNARDO | | CALERA DE TANGO | | BUIN | | FAINE | | PROVINCIA DE SANTIAGO | | |
|-------------------------------|-----------|-------|--------------|--------|-----------------|-------|-------|-------|-------|-------|-----------------------|---------|-----------|
| | H. | M. | H. | M. | H. | M. | H. | M. | H. | M. | Hombres | Mujeres | Total |
| Militares..... | 10 | — | 613 | — | — | — | 4 | — | — | — | 3.812 | — | 3.812 |
| Mineros..... | 37 | — | 1b | — | 3 | — | 4 | — | 7 | — | 1.888 | — | 1.888 |
| Modistas..... | — | 5 | — | 107 | — | 1 | — | — | — | 10 | — | 8.120 | 8.120 |
| Molineros..... | — | — | 11 | — | — | — | 25 | — | — | — | 274 | — | 274 |
| Moteros..... | — | — | — | — | — | — | — | — | — | — | 32 | 11 | 43 |
| Motoristas..... | — | — | — | — | — | — | — | — | — | — | 104 | 8 | 112 |
| Mozos..... | 9 | — | 66 | 1 | — | — | 43 | — | 24 | — | 4.674 | 183 | 4.857 |
| Muchachos..... | — | — | 6 | — | 1 | — | — | — | 2 | — | 1.745 | — | 1.745 |
| Movilizadores..... | — | — | 1 | — | — | — | — | — | — | — | 13 | — | 13 |
| Músicos..... | — | — | 18 | — | — | — | 1 | — | — | — | 777 | 81 | 858 |
| Niñeras..... | — | 1 | — | 20 | — | 1 | — | 26 | — | 4 | — | 1.522 | 1.522 |
| Niqueladores..... | — | — | — | — | — | — | — | — | — | — | 70 | — | 70 |
| Niveladores..... | — | — | — | — | — | — | — | — | — | — | 46 | — | 46 |
| Notarios..... | — | — | — | — | — | — | — | — | — | — | 15 | — | 15 |
| Novelistas..... | — | — | — | — | — | — | — | — | — | — | 67 | — | 67 |
| Oficinistas..... | 43 | 17 | 304 | 74 | 27 | 2 | 97 | 28 | 37 | 10 | 27.907 | 10.216 | 38.123 |
| Ópticos..... | — | — | 2 | — | — | — | — | — | — | — | 37 | 2 | 39 |
| Operadores..... | — | — | 4 | — | — | — | 1 | — | — | — | 177 | — | 177 |
| Ortopédicos..... | — | — | 2 | — | — | — | — | — | — | — | 19 | — | 19 |
| Ordenadores..... | — | 1 | 2 | 90 | 1 | 60 | 3 | 48 | 1 | 60 | 71 | 1.485 | 1.556 |
| Panaderos..... | 6 | — | 89 | — | 10 | — | 59 | 3 | 26 | — | 3.376 | 115 | 3.491 |
| Panteoneros..... | — | — | 1 | — | — | — | 1 | — | — | — | 23 | — | 23 |
| Pasteleros..... | — | — | 1 | — | — | — | — | — | — | — | 382 | 106 | 488 |
| Pelceteros..... | — | — | — | — | — | — | — | — | — | — | 98 | 190 | 288 |
| Pedicuros..... | — | — | — | — | — | — | — | — | — | — | 35 | 32 | 67 |
| Pelqueros..... | 7 | — | 38 | 12 | — | — | 20 | 4 | 11 | 2 | 1.620 | 928 | 2.548 |
| Perforadores..... | — | — | — | — | — | — | — | — | — | — | 58 | — | 58 |
| Periodistas..... | — | — | 5 | 1 | — | — | — | — | — | — | 721 | 58 | 779 |
| Pescadores..... | 21 | — | — | — | — | — | — | — | — | — | 252 | 8 | 240 |
| Picapedreros..... | — | — | 47 | — | — | — | — | — | — | — | 56 | — | 56 |
| Pintores..... | 20 | 14 | — | — | 4 | — | 7 | — | 3 | — | 3.015 | 30 | 3.045 |
| Picadores de leña..... | — | — | — | — | — | — | — | — | — | — | 66 | — | 66 |
| Pirograbadores..... | — | — | — | — | — | — | — | — | — | — | 4 | — | 4 |
| Plantilleros..... | — | — | — | — | — | 1 | — | — | — | — | 101 | 31 | 132 |
| Plateros..... | — | — | — | — | — | — | — | — | — | — | 39 | — | 39 |
| Plomeros..... | 1 | — | 1 | — | — | — | — | — | — | — | 22 | — | 22 |
| Porteros..... | — | — | 8 | 4 | — | — | 3 | 3 | 2 | 1 | 1.097 | 145 | 1.240 |
| Practicantes..... | 1 | — | 10 | 2 | — | 1 | 8 | 3 | 4 | — | 732 | 209 | 941 |
| Preparadores de caballos..... | — | — | 2 | — | — | — | — | — | — | — | 384 | 4 | 388 |
| Profesores..... | 3 | — | 50 | 85 | — | 12 | 16 | 39 | 16 | 27 | 2.099 | 4.870 | 6.969 |
| Pulidores..... | 1 | — | — | — | — | — | — | — | — | — | 317 | 8 | 325 |
| Químicos..... | — | — | 2 | — | — | — | — | — | 1 | — | 345 | 33 | 378 |
| Radiotelegrafistas..... | — | — | 3 | — | — | — | — | — | — | — | 81 | 75 | 156 |
| Recaudadores..... | — | — | 5 | — | — | — | 1 | — | — | 1 | 172 | 26 | 198 |
| Recaudadores..... | — | — | — | — | — | — | — | — | — | — | 5 | 2 | 7 |
| Redactores..... | — | — | 1 | — | — | — | — | — | — | — | 13 | 5 | 18 |
| Regadores..... | — | — | 7 | — | — | — | — | — | 1 | — | 111 | — | 111 |
| Relojeros..... | — | — | 3 | — | — | — | — | — | — | — | 307 | 14 | 321 |
| Religiosos..... | 1 | 7 | — | 43 | — | — | 2 | 14 | — | — | 348 | 1.809 | 2.157 |
| Repartidores..... | 1 | — | 22 | 1 | 5 | — | 21 | — | 9 | — | 1.584 | 41 | 1.625 |
| Revististas..... | 8 | 21 | 46 | 45 | 1 | 1 | 17 | 23 | — | 2 | 2.292 | 3.950 | 6.242 |
| Remachadores..... | — | — | — | — | — | — | — | — | — | — | 5 | — | 5 |
| Reos..... | — | — | 1 | — | — | — | — | — | 1 | — | 997 | 26 | 1.023 |
| Repunadores..... | — | — | 1 | — | — | — | — | — | — | — | 76 | 57 | 133 |
| Retorcedores..... | — | — | — | — | — | — | — | — | — | — | 7 | — | 7 |
| Ripidores..... | — | — | — | — | — | — | — | — | — | — | 25 | — | 25 |
| Sacerdotes..... | 2 | — | 8 | — | — | — | 1 | — | 1 | — | 419 | — | 419 |
| Sastres..... | 1 | 2 | 10 | 10 | — | — | 3 | 1 | 1 | 1 | 1.569 | 902 | 2.471 |
| Sepultureros..... | — | — | — | — | — | — | — | — | — | — | 43 | — | 43 |
| Senadores..... | — | — | — | — | — | — | — | — | — | — | 21 | — | 21 |
| Soldadores..... | — | — | 8 | — | — | — | 1 | — | — | — | 189 | — | 189 |
| Sombrereros..... | — | — | 3 | 3 | — | — | 1 | — | — | — | 524 | 841 | 1.365 |
| Suplementeros..... | — | — | 3 | — | — | — | 2 | — | — | — | 538 | 127 | 665 |
| Surenos..... | 1 | — | 4 | — | 2 | — | 2 | — | — | — | 421 | 5 | 426 |
| Talabarteros..... | 4 | — | 16 | — | 4 | — | 8 | — | 1 | 5 | 473 | — | 473 |
| Talladores..... | — | — | — | — | — | — | 1 | — | — | — | 99 | 12 | 111 |
| Taquígrafos..... | — | — | — | — | — | — | — | — | — | — | 49 | 172 | 221 |
| Tapiceros..... | — | — | — | — | — | — | — | — | — | — | 578 | 6 | 584 |
| Tarjadores..... | — | — | — | — | — | — | — | — | — | — | 15 | — | 15 |
| Tarjadores..... | — | — | — | — | — | — | — | — | — | — | 12 | — | 12 |
| Técnicos..... | — | — | 11 | 1 | — | — | 4 | — | 1 | — | 877 | 80 | 957 |
| Tenedores de libros..... | — | — | — | 7 | — | 2 | 21 | 18 | — | 1 | 1.478 | 2.249 | 3.727 |
| Telefonistas..... | — | — | 1 | — | — | — | — | — | — | — | 22 | 7 | 29 |
| Telegrafistas..... | — | — | 2 | 7 | — | — | — | 1 | — | 2 | 139 | 200 | 339 |
| Tintoreros..... | 1 | 2 | — | 2 | — | — | 2 | — | 3 | — | 240 | 214 | 454 |
| Tipógrafos..... | — | — | — | — | — | — | — | — | — | — | 391 | 129 | 520 |
| Toncleros..... | — | — | 3 | — | — | — | 1 | — | — | — | 1.009 | 21 | 1.030 |
| Toreros..... | — | — | 6 | — | — | — | 15 | — | — | — | 191 | — | 191 |
| Topógrafos..... | — | — | — | — | — | — | — | — | — | — | 11 | — | 11 |
| Torneros..... | — | — | — | 1 | — | — | — | — | — | — | 70 | — | 70 |
| Tranviarios..... | — | — | 55 | — | — | — | — | — | — | — | 675 | — | 675 |
| Trapicheros..... | — | — | — | — | — | — | — | — | — | — | 106 | — | 106 |
| Trenzadores..... | — | — | — | — | — | — | — | — | — | — | 3 | — | 3 |
| Turistas..... | — | — | 1 | — | — | — | — | — | — | — | 28 | 1 | 29 |
| Urdidores..... | — | — | — | — | — | — | — | — | — | — | 15 | — | 15 |
| Vacunadores..... | — | — | 1 | — | — | — | — | — | — | — | 18 | 16 | 34 |
| Vaciadores..... | — | — | — | — | — | — | — | — | — | — | 8 | — | 8 |
| Vendedores..... | — | — | — | — | — | — | — | — | — | — | 8 | — | 8 |
| Veterinarios..... | 5 | 4 | 25 | 5 | — | — | — | 2 | 3 | — | 4.350 | 1.727 | 6.077 |
| Vidrieros..... | — | — | — | — | — | — | — | — | — | — | 65 | 1 | 66 |
| Vinicultores..... | 1 | — | 8 | — | — | — | 13 | — | 2 | — | 558 | 15 | 573 |
| Vistateros..... | — | — | 8 | — | 1 | — | 13 | — | — | — | 81 | 7 | 88 |
| Visitadoras sociales..... | — | — | — | 3 | — | — | — | — | — | — | 105 | 18 | 123 |
| Vulcanizadores..... | — | — | 1 | — | — | — | — | — | — | — | 1 | 399 | 399 |
| Zapateros..... | 13 | — | — | — | — | — | 6 | — | — | — | 103 | — | 103 |
| Total general..... | 3.596 | 2.777 | 15.692 | 14.653 | 2.833 | 2.278 | 9.874 | 8.828 | 9.275 | 7.176 | 600.549 | 667.956 | 1.268.505 |

| OCCUPACIONES | RANCAGUA | | MACHALÍ | | GRANEROS | | MOSTAZAL | | DOÑIÑUE | | COLTAUCO | | PEUMO | | LAS CABRAS | | SAN VICENTE | |
|--------------------|----------|-------|---------|-------|----------|-----|----------|-----|---------|-----|----------|-----|-------|-----|------------|-----|-------------|-------|
| | H. | M. | H. | M. | H. | M. | H. | M. | H. | M. | H. | M. | H. | M. | H. | M. | H. | M. |
| Diputados | 1 | | | | | | | | | | | | | | | | | |
| Domésticos | 42 | 1.124 | | 469 | | 148 | 23 | 79 | 13 | 89 | 14 | 87 | 30 | 142 | 24 | 102 | | 349 |
| Donkeros | 1 | | 2 | | | | | | | | | | | | | | | 4 |
| Doradores | 2 | | | | | | 1 | | | | | | | | | | | |
| Ebanistas | 9 | | | | | | | | | | | | | | | | | 1 |
| Electricistas | 89 | | 245 | | 10 | | 3 | | 2 | | | | 3 | | 2 | | | 4 |
| Embaladores | | | 1 | | | | | | | | | | | | | | | 1 |
| Embaldosadores | | | 1 | | | | | | | | | | | | | | | 1 |
| Embotelladores | 1 | 11 | 1 | | | | | | | | | | | | | | | |
| Empastadores | 1 | | 1 | | | | 1 | | | | | | 1 | | | | | |
| Empapeladores | 1 | | 1 | | | | | | | | | | | | | | | |
| Empaquetadores | | 3 | | | | | | | | | | | | | | | | |
| Encuadernadores | 3 | | | | | | | | | | | | | | | | | |
| Encuadernadores | 4 | | | | | | 1 | | | | | | | | | | | |
| Enfermeros | 1 | 25 | 1 | 13 | 1 | 2 | 3 | | 3 | | | 2 | | 3 | | 2 | | 7 |
| Enferradores | 3 | | 1 | | | | | | 1 | | | | | | | | | |
| Enjuncadores | 1 | | 1 | | | | | | | | | | | | | | | |
| Enrioladores | | | 15 | | | | | | | | | | | | | | | 2 |
| Escribientes | 28 | | 72 | | | | | | | | | | | | | | | 2 |
| Farmatadores | | | | | | | | | 1 | | | | | | | | | 2 |
| Estadísticos | 4 | 2 | 1 | | | | | | | | | | | 1 | | | | 1 |
| Estibadores | | | 1 | | | | | | | | | | | | | | | 1 |
| Estucadores | 44 | | 6 | | 1 | | | | | | | | | | 2 | | | 4 |
| Estudiantes | 3.199 | 3.140 | 1.534 | 1.521 | 668 | 636 | 379 | 338 | 423 | 432 | 467 | 446 | 567 | 586 | 424 | 468 | 1.174 | 1.222 |
| Farmacéuticos | | 7 | 3 | 6 | 1 | 1 | | | 2 | 1 | | | 1 | 1 | | | | 2 |
| Fiambrosos | | | 2 | | | | 2 | | | | | | | | | | | 1 |
| Fleteros | 2 | | 1 | | 3 | | | | | | | | | | | | | 1 |
| Floristas | | 2 | | | | | | | | | | | | | | | | 1 |
| Fogoneros | 26 | | 5 | | 3 | | 1 | | 1 | | 6 | | 1 | | | | | 1 |
| Fotógrafos | 17 | | 3 | 1 | | | 1 | | | | | | | | 1 | | | 4 |
| Fundidores | 111 | | 6 | | | | | | 1 | | | | | | 1 | | | 1 |
| Gasfiteros | 54 | | 114 | | 6 | | | | 1 | | 2 | | 4 | | 2 | | | 9 |
| Herreros | 45 | | 25 | | 18 | | 13 | | 2 | | 10 | | 9 | | 7 | | | 25 |
| Hieladeros | 1 | 1 | | | | | | | | | | | | | | | | |
| Hilanderos | 1 | | | | | | | | | | | | | | | | | |
| Hojalateros | 8 | | 7 | | 9 | | 1 | | 1 | | | | | | | | | 2 |
| Hortelanos | 9 | 3 | 4 | | 7 | | 1 | | 1 | | 1 | | 1 | | 1 | | | 1 |
| Horneros | 6 | | 1 | | | | 1 | | | | | | 1 | | | | | 2 |
| Hoteleros | | | 2 | 1 | | | | 1 | 1 | | | | 1 | | | | | |
| Impresores | 2 | | 6 | | | | 1 | | 1 | | 1 | | | | | | | 1 |
| Industriales | 64 | 4 | 2 | | 7 | 1 | 6 | | 3 | | 3 | | 1 | | 1 | | | 5 |
| Ingenieros | 8 | | 86 | | | | | | 1 | | | | 3 | | 5 | | | 5 |
| Inspectores | 25 | | 18 | | 6 | | 1 | | | | 1 | | 6 | | 2 | | | 10 |
| Jarceros | 1 | | 6 | | | | 2 | | | | 1 | | | | | | | 3 |
| Jardineros | 22 | | 22 | | 9 | | 5 | | | | 3 | | | | 1 | | | 6 |
| Jornaleros | 3.492 | 114 | 4.572 | 69 | 3.027 | 166 | 1.583 | 55 | 735 | 20 | 1.529 | 37 | 1.916 | 74 | 1.903 | 61 | 4.134 | 55 |
| Joyeros | 4 | | | | | | | | | | | | | | | | | |
| Jubilados | 67 | 22 | 12 | 2 | 29 | | 13 | 1 | 9 | 1 | 3 | 3 | 9 | 5 | 10 | 2 | 21 | 5 |
| Jueces | 2 | | 1 | | | | | | | | | | 1 | | | | | |
| Ladrilleros | 4 | | 5 | | 1 | | | | 1 | | | | 2 | | | | | |
| Lancheros | | | 1 | | | | | | | | | | | | | | | |
| Lavaderos | | 278 | 7 | 67 | | 42 | | 21 | | 23 | | 17 | | 38 | | 30 | | 69 |
| Lecheros | 10 | | | | | 1 | | | | | | | | | | | | |
| Leñadores | 8 | | 69 | | 5 | | 33 | | 20 | 2 | 1 | | 3 | | | | | 27 |
| Linotipistas | 2 | | 3 | | | | | | | | | | | | | | | |
| Lustrabotas | 13 | | 1 | | | | | | 1 | | | | 1 | | 1 | | | 6 |
| Llaveros | 11 | 4 | 5 | | 12 | 2 | 4 | 1 | | | 3 | 2 | 2 | 2 | 5 | 2 | 7 | 4 |
| Manicuras | | 4 | | | | | | | | | | | | | | | | |
| Maquinistas | 32 | | 34 | | 3 | | 2 | | 2 | | 6 | | 2 | | 2 | | | 1 |
| Marineros | 1 | | 2 | | | | | | | | 1 | | | | | | | 5 |
| Marroquinos | 1 | 1 | 1 | | | | 2 | | | | | | | | | | | 2 |
| Martilleros | 3 | | | | | | | | | | | | | | | | | |
| Matarifes | 27 | | 6 | | | | 2 | | | | | | | | | | | |
| Matronas | 44 | 17 | 19 | 11 | 4 | | 1 | 1 | 1 | | 2 | | 1 | | 1 | | | 2 |
| Mayordomos | 416 | 3 | 193 | | 44 | | 17 | | 16 | | 16 | | 10 | | 11 | | | 17 |
| Mecánicos | 416 | | 403 | | 42 | | 15 | | 23 | | 15 | | 24 | | 18 | | | 44 |
| Mecánicos dentales | 2 | | 1 | | | | | | | | | | | | 1 | | | |
| Mecanógrafos | 1 | | 1 | | | | | | | | | | | | | | | |
| Médicos | 14 | | 11 | | 2 | | | | 2 | | | | 1 | 2 | | | | 1 |
| Mendigos | 3 | 4 | 2 | | | | | 1 | | | | | | | | | | 2 |
| Mensajeros | 9 | | 4 | | 2 | | | | 1 | | 1 | | 1 | | 1 | | | 4 |
| Meretrices | | 69 | | | | | | | | | | | | | | | | 1 |
| Militares | 51 | | 1 | | | | | | 1 | | | | | | | | | 7 |
| Mineros | 135 | | 197 | | 9 | | 7 | | 25 | | 2 | | 16 | | 13 | | | 7 |
| Modistas | | 182 | | 47 | | 13 | | 7 | | 23 | | | 11 | | 16 | | | 39 |
| Molineros | 18 | | | | 3 | | | | 2 | | | | | | | | | 6 |
| Moteros | 1 | 1 | 2 | | | | | | | | | | | | | | | |
| Motoristas | 1 | | 17 | | | | | | | | | | | | 2 | | | |

| Ocupaciones | RANCAQUA | | MACHALÍ | | GRANEROS | | MOSTAZAL | | DOÑIHUE | | COLTAUCO | | PEUMO | | LAS CABRAS | | SAN VICENTE | |
|-----------------------------------|----------|--------|---------|-------|----------|-------|----------|-------|---------|-------|----------|-------|-------|-------|------------|-------|-------------|--------|
| | H. | M. | H. | M. | H. | M. | H. | M. | H. | M. | H. | M. | H. | M. | H. | M. | H. | M. |
| Movilizadores | 1 | — | — | — | — | — | — | — | — | — | — | — | — | — | — | — | — | — |
| Mozos | 115 | 3 | 97 | — | 10 | — | 2 | — | 8 | — | 10 | — | 7 | 1 | 3 | — | 47 | — |
| Mueblistas | 32 | — | 3 | — | 1 | — | — | — | — | — | — | — | — | — | — | — | 5 | — |
| Músicos | 57 | 7 | 6 | — | — | — | — | — | 2 | — | 2 | — | 3 | — | 3 | — | 5 | — |
| Niñeras | — | 50 | — | 10 | — | 7 | — | 2 | — | — | — | 5 | — | 10 | — | 6 | — | 13 |
| Niqueladores | 1 | — | 1 | — | — | — | — | — | — | — | — | — | — | — | — | — | — | — |
| Niveladores | 1 | — | 2 | — | — | — | — | — | — | — | — | — | — | — | — | — | — | — |
| Novelistas | 1 | — | — | — | — | — | — | — | — | — | — | — | — | — | — | — | — | — |
| Oficinistas | 752 | 178 | 508 | 37 | 48 | 5 | 22 | 2 | 19 | 1 | 8 | 3 | 41 | 12 | 30 | 1 | 87 | 13 |
| Ópticos | 1 | — | — | — | — | — | 1 | — | — | — | — | — | — | — | — | — | — | — |
| Operadores | 3 | — | 28 | — | — | — | 1 | — | — | — | — | — | 1 | — | — | — | — | — |
| Ordeñadores | 2 | 70 | — | 18 | 3 | 148 | — | 19 | — | 2 | 2 | 5 | 1 | 12 | — | 8 | — | 3 |
| Panaderos | 124 | 1 | 30 | — | 22 | — | 24 | — | 5 | — | 2 | — | 12 | 1 | 4 | 1 | 16 | 1 |
| Panteoneros | 1 | — | 1 | — | — | — | — | — | — | — | — | — | — | — | — | — | — | — |
| Pasteleros | 24 | — | 1 | — | 3 | — | — | — | — | — | — | — | — | — | — | — | 1 | — |
| Pelateros | — | — | — | — | — | — | — | — | — | — | — | — | — | — | — | — | — | — |
| Peluceros | 57 | 15 | 17 | 3 | 10 | — | 7 | 1 | 6 | — | 3 | 2 | 7 | 1 | 4 | 1 | 10 | 4 |
| Perforadores | 1 | — | 1 | — | — | — | — | — | — | — | — | — | — | — | — | — | — | — |
| Periodistas | 9 | — | 1 | — | — | — | — | — | — | — | — | — | — | — | — | — | 1 | — |
| Pescadores | 1 | — | — | — | — | — | — | — | — | — | — | — | — | — | — | — | 1 | — |
| Pintores | 73 | — | 44 | — | 3 | — | 2 | — | 4 | — | 2 | — | 8 | — | 4 | — | 8 | — |
| Pirograbadores | — | — | 2 | — | — | — | — | — | — | — | — | — | — | — | — | — | — | — |
| Plantileros | 1 | — | — | — | — | — | — | — | — | — | — | — | — | — | — | — | — | — |
| Plomeros | — | — | 11 | — | — | — | — | — | — | — | — | — | — | — | — | — | — | — |
| Porteros | 11 | 5 | 1 | — | 1 | 1 | — | — | — | — | — | — | 3 | 2 | 1 | — | 7 | — |
| Practicantes | 23 | 14 | 16 | — | 1 | — | — | — | 2 | 1 | 2 | — | 1 | — | 2 | — | 5 | — |
| Previsistas | 2 | — | 1 | — | — | — | — | — | — | — | — | — | — | — | — | — | — | — |
| Preparadores de caballos | 1 | — | — | — | — | — | — | — | — | — | — | — | — | — | — | — | — | — |
| Profesores | 68 | 160 | 37 | 74 | 11 | 26 | 6 | 14 | 4 | 18 | 4 | 16 | 7 | 26 | 2 | 16 | 13 | 61 |
| Pulidores | — | — | — | — | — | — | — | — | — | — | — | — | — | — | — | — | — | — |
| Químicos | 2 | — | 18 | — | — | — | — | — | — | — | — | — | — | — | — | — | — | — |
| Radiotelegrafistas | 2 | — | — | 1 | — | — | — | — | — | — | — | — | — | — | — | — | — | — |
| Recaudadores | — | — | 2 | — | — | — | — | — | — | — | — | — | — | — | — | — | — | — |
| Recaudadores | 2 | — | — | 2 | — | — | — | — | — | — | — | — | — | — | — | — | — | — |
| Regadores | 2 | — | 3 | — | 4 | — | — | — | — | — | — | — | 16 | — | — | — | 2 | — |
| Religiosos | 16 | — | 3 | — | — | — | — | — | — | — | — | — | 1 | — | — | — | 1 | — |
| Religiosos | 13 | 13 | 1 | — | 5 | — | 2 | — | 1 | — | — | 6 | — | — | — | — | 1 | — |
| Repartidores | 40 | — | 10 | — | 3 | — | 3 | — | — | — | — | — | 2 | — | — | — | 8 | — |
| Rentistas | 26 | 49 | 7 | 15 | 8 | 10 | 6 | 6 | 4 | 10 | 5 | 15 | 15 | 29 | 4 | 12 | 15 | 21 |
| Remachadores | 1 | — | 1 | — | — | — | — | — | — | — | — | — | — | — | — | — | — | — |
| Reos | 1 | 8 | — | — | — | — | — | — | — | — | — | — | — | — | — | — | 45 | — |
| Repujadores | 1 | — | — | — | 1 | — | — | — | — | — | — | — | — | — | — | — | — | — |
| Sacerdotes | — | — | 2 | — | 1 | — | — | — | 2 | — | — | — | 1 | — | — | — | 2 | — |
| Sastres | 61 | 36 | 18 | 4 | 1 | — | 2 | 1 | 2 | 3 | 1 | 1 | 3 | — | 2 | — | 3 | 3 |
| Sepultureros | — | — | 1 | — | — | — | — | — | — | — | — | — | — | — | — | — | — | — |
| Soldados | 14 | — | 18 | — | 1 | — | — | — | — | — | — | — | — | — | — | — | — | — |
| Sombrereros | 7 | 8 | 2 | 1 | — | — | 1 | — | 1 | — | — | — | — | — | — | — | — | — |
| Suplementeros | 9 | 1 | 2 | — | 1 | — | — | — | — | — | — | — | — | — | — | — | — | — |
| Serenos | 31 | — | 70 | — | — | — | — | — | — | — | — | — | 2 | — | — | — | 1 | — |
| Talabarteros | 25 | — | 3 | — | 3 | — | 6 | — | 2 | — | 7 | — | 2 | — | 12 | — | 9 | — |
| Talladores | 1 | — | — | — | — | — | — | — | 1 | — | — | — | — | — | — | — | — | — |
| Taquigrafos | 2 | 2 | 1 | — | — | — | — | — | — | — | — | — | — | — | — | — | — | — |
| Tapiceros | 15 | — | — | — | — | — | — | — | — | — | — | — | — | — | — | — | — | — |
| Tarjadores | 1 | — | 8 | — | — | — | — | — | — | — | — | — | — | — | — | — | — | — |
| Técnicos | 10 | — | 11 | — | 2 | — | — | — | — | — | — | — | 5 | — | — | — | — | — |
| Tejedores | 1 | 12 | 3 | — | 4 | — | — | — | 1 | — | 37 | — | — | — | — | — | 9 | — |
| Telefonistas | 1 | 11 | 7 | 10 | — | — | — | — | 1 | — | 2 | — | — | — | — | — | — | — |
| Telegrafistas | 5 | 21 | 4 | — | 1 | — | — | — | 1 | — | — | — | 1 | — | — | — | 1 | — |
| Tipógrafos | 19 | — | 4 | — | — | — | — | — | — | — | — | — | 1 | — | — | — | 3 | — |
| Toncleros | 7 | — | 1 | — | — | — | 3 | — | 3 | — | — | — | 4 | — | — | — | 3 | — |
| Topógrafos | 2 | — | — | — | — | — | — | — | — | — | — | — | — | — | — | — | — | — |
| Torneros | 37 | — | 11 | — | — | — | — | — | — | — | — | — | — | — | — | — | — | — |
| Trenzadores | 2 | — | — | — | — | — | — | — | — | — | — | — | — | — | — | — | — | — |
| Vendedores | 46 | 12 | 9 | 1 | — | — | — | — | 2 | 2 | 1 | — | 3 | 2 | 2 | — | 9 | — |
| Veterinarios | 2 | — | 1 | — | — | — | — | — | — | — | — | — | — | — | — | — | — | — |
| Vidrieros | 2 | — | — | — | — | — | — | — | — | — | — | — | — | — | — | — | — | — |
| Vinicultores | 11 | — | 1 | — | 3 | — | 1 | — | — | — | 1 | — | 2 | 1 | — | — | — | — |
| Vinateros | 10 | 4 | 1 | — | 4 | — | — | — | — | — | — | — | 3 | — | — | — | — | — |
| Visitadoras socia- les | — | 2 | — | 2 | — | — | — | — | — | — | — | — | — | — | — | — | — | — |
| Vulcanizadores | 4 | — | 3 | — | — | — | — | — | — | — | — | — | — | — | — | — | — | — |
| Zapateros | 165 | 1 | 40 | — | 23 | — | 15 | — | 14 | — | 7 | — | 19 | — | 21 | 1 | 47 | — |
| Totales | 18.438 | 19.985 | 13.449 | 9.903 | 6.899 | 5.895 | 4.284 | 3.711 | 3.045 | 3.201 | 4.516 | 4.305 | 4.525 | 4.175 | 5.163 | 4.809 | 11.930 | 10.852 |

| Ocupaciones | PICHIDEGUA | | RENOS | | REQUÍNOA | | OLIVAR | | MALLOA | | COINCO | | QUINTA DE TILCOCO | | PROVINCIA DE O'HIGGINS | | |
|--------------------|------------|-----|-------|-------|----------|-----|--------|-----|--------|-----|--------|-----|-------------------|-------|------------------------|---------|--------|
| | H. | M. | H. | M. | H. | M. | H. | M. | H. | M. | H. | M. | H. | M. | Homocres | Mujeres | Total |
| Diputados | | | | | | | | | | | | | | | 1 | | 1 |
| Domésticos | 29 | 78 | | 365 | 13 | 138 | 6 | 28 | 20 | 132 | 10 | 82 | | 53 | 224 | 3.462 | 3.636 |
| Donkeros | | | | | | | | | | | | | | | 3 | | 3 |
| Doradores | | | | | | | | | | | | | | | 7 | | 7 |
| Ebanistas | | | | | | | | | | | | | | | 10 | | 10 |
| Electricistas | 1 | | 17 | | 6 | | 2 | | 1 | | 2 | | 3 | | 390 | | 390 |
| Embaladores | | | | | | | | | | | | | | | 1 | | 1 |
| Embaldosadores | | | | | | | | | | | | | | | 2 | | 2 |
| Embotelladores | | | | | | | | | | | | | | | 2 | 11 | 13 |
| Empastadores | | | | | | | | | | | | | | | 4 | | 4 |
| Empaquetadores | | | | | | | | | | | | | | | 8 | | 8 |
| Encuadernadores | | | | | | | | | | | | | | | 3 | | 3 |
| Encuadernadores | | | | | | | | | | | | | | | 3 | | 3 |
| Enfermeros | | | | | | | | | | | | | | | 5 | 6 | 11 |
| Enfermeros | 1 | | | | | | | | | | | | | | 3 | | 4 |
| Enjuicadores | | | | | | | | | | | | | | | 3 | | 3 |
| Enrioladores | | | | | | | | | | | | | | | 17 | | 17 |
| Escritureros | | | | | | | | | | | | | | | 105 | | 105 |
| Escultores | | | | | | | | | | | | | | | 1 | | 1 |
| Estadísticos | | | | | | | | | | | | | | | 10 | | 10 |
| Estibadores | | | | | | | | | | | | | | | 80 | | 80 |
| Estuqueadores | | | | | | | | | | | | | | | 80 | | 80 |
| Estudiantes | 612 | 618 | 1.478 | 1.537 | 586 | 597 | 303 | 227 | 598 | 541 | 271 | 230 | 363 | 410 | 13.045 | 12.947 | 25.992 |
| Farmacéuticos | | | | | | | | | | | | | | | 11 | 15 | 26 |
| Franqueros | | | | | | | | | | | | | | | 4 | | 4 |
| Fletores | | | | | | | | | | | | | | | 8 | | 8 |
| Floristas | | | | | | | | | | | | | | | 2 | 2 | 4 |
| Fogoneros | 3 | | | | | | | | | | | | | | 51 | | 54 |
| Fotógrafos | | | | | | | | | | | | | | | 31 | 2 | 33 |
| Fundidores | | | | | | | | | | | | | | | 118 | | 118 |
| Ganaderos | 1 | | 14 | | 3 | | 1 | | 1 | | 1 | | 2 | | 215 | | 216 |
| Herreros | 16 | | 24 | | 20 | | 3 | | 10 | | 2 | | | | 229 | | 229 |
| Hiladores | | | | | | | | | | | | | | | 1 | 1 | 2 |
| Hiladores | | | | | | | | | | | | | | | 8 | 3 | 11 |
| Hojalateros | | | | | | | | | | | | | | | 36 | | 36 |
| Hortelanos | 2 | | 13 | | 3 | | 4 | | 3 | | | | | | 53 | 6 | 59 |
| Horneros | | | | | | | | | | | | | | | 8 | | 8 |
| Hoteleros | | | | | | | | | | | | | | | 3 | 4 | 7 |
| Impresores | | | | | | | | | | | | | | | 18 | | 18 |
| Industriales | 3 | | 45 | | 4 | | 2 | | 3 | 1 | 1 | | | | 158 | 6 | 164 |
| Ingenieros | 1 | | | | | | | | | | | | | | 116 | | 116 |
| Inspectores | 1 | | | | | | | | | | | | | | 76 | | 76 |
| Jarceros | 1 | | | | | | | | | | | | | | 19 | | 19 |
| Jardineros | 2 | | 7 | | 13 | | 2 | | 4 | | | | | | 97 | | 99 |
| Jornaleros | 2.380 | 56 | 3.678 | 167 | 1.933 | 43 | 667 | 7 | 1.522 | 33 | 666 | 16 | 915 | 18 | 34.651 | 968 | 35.619 |
| Joyeros | | | | | | | | | | | | | | | 5 | | 5 |
| Jubilados | 3 | 3 | 26 | 7 | 4 | 9 | 1 | | 16 | 1 | 1 | | 2 | 226 | 62 | 288 | |
| Jueces | | | | | | | | | | | | | | | 5 | | 5 |
| Ladrilleros | | | | | | | | | | | | | | | 22 | | 22 |
| Lancheros | | | | | | | | | | | | | | | 1 | | 1 |
| Lavaderos | | | | | | | | | | | | | | | 10 | 76 | 86 |
| Lecheros | | 11 | 1 | 79 | | 26 | | 8 | 2 | 34 | | 16 | | 18 | 12 | | 30 |
| Leñadores | | | | | | | | | | | | | | | 197 | | 197 |
| Litotipistas | 20 | | 6 | | 1 | | 1 | | 13 | | | | | | 8 | | 28 |
| Lustrabotas | | | | | | | | | | | | | | | 27 | | 27 |
| Llaveros | 12 | 1 | 19 | 6 | 14 | 3 | 4 | 2 | 5 | 2 | 1 | | 2 | 2 | 106 | 35 | 139 |
| Manicuradas | | | | | | | | | | | | | | | | 5 | 5 |
| Maquinistas | | | | | | | | | | | | | | | 97 | | 97 |
| Marineros | | | | | | | | | | | | | | | 7 | | 7 |
| Marroquinos | | | | | | | | | | | | | | | 4 | 1 | 5 |
| Martilleros | | | | | | | | | | | | | | | 4 | | 4 |
| Matarifes | | | | | | | | | | | | | | | 38 | | 38 |
| Matronas | | | | | | | | | | | | | | | 4 | | 4 |
| Mayordomos | 9 | 2 | 38 | 3 | 34 | 1 | 18 | 1 | 14 | 1 | 1 | | 6 | 299 | 4 | 303 | |
| Mecánicos | 19 | | 113 | | 30 | | 8 | | 26 | | 6 | | 10 | 1.212 | | 1.212 | |
| Mecánicos dentales | | | | | | | | | | | | | | | 5 | | 5 |
| Mecanógrafos | | | | | | | | | | | | | | | 2 | | 2 |
| Médicos | 1 | | 5 | | 1 | | | | | | | | | | 43 | | 44 |
| Mendigos | | | | | | | | | | | | | | | 7 | | 7 |
| Manejeros | | | | | | | | | | | | | | | 23 | | 23 |
| Meretrices | | | | | | | | | | | | | | | 76 | | 76 |
| Militares | | | | | | | | | | | | | | | 55 | | 55 |
| Mineros | 41 | | 5 | | 11 | | | | 3 | | | | | | 471 | | 471 |
| Modistas | | 15 | | 61 | 2 | 16 | | 4 | | 14 | | 10 | | 17 | | 486 | 486 |
| Molineros | | | | | | | | | | | | | | | 43 | | 43 |
| Moteros | | | | | | | | | | | | | | | 3 | | 3 |
| Motoristas | | | | | | | | | | | | | | | 20 | | 20 |

| OCUPACIONES | PICHIDEGUA | | RENGO | | REQUÍNOA | | OLIVAR | | MALLOA | | COINCO | | QUINTA DE TILCOCO | | PROVINCIA DE O'HIGGINS | | |
|--------------------------|------------|-------|--------|--------|----------|-------|--------|-------|--------|-------|--------|-------|-------------------|-------|------------------------|---------|---------|
| | H. | M. | H. | M. | H. | M. | H. | M. | H. | M. | H. | M. | H. | M. | Hombres | Mujeres | Total |
| Movilizadores | | | | | | | | | | | | | | | 1 | | 1 |
| Mozos | 1 | | 33 | | 11 | | 5 | | 14 | | | | 10 | | 373 | 4 | 377 |
| Mueblistas | | | 6 | | | | | | | | 1 | | 1 | | 50 | | 50 |
| Músicos | 5 | | 6 | | 3 | | 1 | | 1 | | | | | | 94 | 7 | 101 |
| Niñeras | | 4 | | 12 | | 5 | | 3 | | 7 | | | 10 | | | 144 | 144 |
| Niqueladores | | | | | | | | | | | | | | | 2 | | 2 |
| Niveladores | | | | | | | | | | | | | | | 3 | | 3 |
| Novelistas | | | | | | | | | | | | | | | 1 | | 1 |
| Oficinistas | 13 | 1 | 135 | 28 | 42 | 6 | 7 | | 22 | 3 | 9 | 2 | 7 | | 1.750 | 292 | 2.042 |
| Ópticos | | | | | | | | | | | | | | | 2 | | 2 |
| Operadores | | | 1 | | | | | | | | | | | | 54 | | 54 |
| Ordeñadores | | 2 | | 49 | 1 | 47 | | | 6 | | 18 | | 10 | | 9 | 421 | 430 |
| Panaderos | 3 | 1 | 45 | 2 | 19 | | 2 | | 6 | | | | 2 | | 316 | 7 | 323 |
| Panteoneros | | | | | | | | | | | | | | | 3 | | 3 |
| Pasteleros | | | 1 | | | | | | | | | | | | 31 | | 31 |
| Peloteros | | | 1 | | | | | | | | | | | | 1 | | 1 |
| Pelugneros | 4 | | 18 | 5 | 7 | | 1 | | 9 | | 2 | | | | 162 | 52 | 194 |
| Perforadores | | | | | | | | | | | | | | | 2 | | 2 |
| Periodistas | | | | | | 1 | | | | | | | | | 12 | | 12 |
| Pescadores | | | | | | | | | 2 | | | | | | 12 | | 12 |
| Pintores | | | 19 | | 3 | | | | 2 | | | | | | 172 | | 172 |
| Pirograbadores | | | | | | | | | | | | | | | 2 | | 2 |
| Plantilleros | | | | | | | | | | | | | | | 1 | | 1 |
| Plomeros | | | 1 | | | | | | | | | | 4 | | 16 | | 16 |
| Porteros | | | 2 | | 1 | 1 | | | | 1 | | | | | 27 | 12 | 39 |
| Practicantes | 3 | | 12 | 6 | 2 | | 1 | | | | 4 | | | | 74 | 22 | 96 |
| Prensistas | | | 2 | | | | | | | | | | | | 5 | | 5 |
| Preparadores de caballos | | | | | | | | | | | | | | | 1 | | 1 |
| Profesores | 5 | 26 | 24 | 67 | 2 | 23 | 2 | 8 | 7 | 27 | 2 | 10 | 5 | 17 | 198 | 579 | 777 |
| Pulidores | | | 4 | | | | | | | | | | | | 4 | | 4 |
| Químicos | | | 1 | | | | | | | | | | | | 21 | | 21 |
| Radiotelegrafistas | | | | | | | | | | | | | | | 2 | 1 | 3 |
| Recaudadores | | | | | | | | | | | | | | | 2 | 2 | 4 |
| Recamadores | | | | | | | | | | | | | | | 2 | | 2 |
| Regadores | 1 | | 3 | | | | | | | | | | 2 | | 33 | | 33 |
| Relojeros | | | 4 | | | | | | | | | | | | 25 | | 25 |
| Religiosos | 1 | | 7 | | 1 | | | | | | | | 7 | | 19 | 43 | 62 |
| Repartidores | | | | | 4 | | 3 | | | | | | | | 80 | | 80 |
| Rentistas | 3 | 10 | 26 | 29 | 2 | 2 | 6 | 4 | 9 | 16 | 3 | 8 | 11 | 25 | 148 | 260 | 408 |
| Remachadores | | | | | | | | | | | | | | | 2 | | 2 |
| Reos | | | | | 2 | | | | | | | | | | 51 | 10 | 61 |
| Repujadores | | | | | | | | | | | | | | | 2 | | 2 |
| Sacerdotes | 1 | | 2 | | | | | | 2 | | | | 1 | | 23 | | 25 |
| Sastres | 2 | 1 | 10 | 3 | 1 | | | | | | | 1 | 4 | | 97 | 53 | 150 |
| Sepultureros | | | | | | | | | 1 | | | | | | 2 | | 2 |
| Soldadores | | | | | | | | | | | | | | | 33 | | 33 |
| Sombrereros | | | 2 | 3 | 1 | | | | | | | | | | 15 | 14 | 29 |
| Suplementeros | | | 3 | | | | | | | | | | | | 14 | 1 | 15 |
| Serenos | | | 3 | | 10 | | | | | | | | | | 117 | | 117 |
| Talabarteros | 5 | | 20 | | 4 | | | | 2 | | | | 1 | | 101 | | 101 |
| Talladores | | | 1 | | | | | | | | | | | | 3 | | 3 |
| Taquígrafos | | | | | | | | | | | | | | | 8 | 2 | 10 |
| Tapiceros | | | 3 | | | | | | | | | | | | 17 | | 17 |
| Tarjadores | | | | | | | | | | | | | | | 9 | | 9 |
| Técnicos | | | 3 | | | | | | | | | | 1 | | 33 | | 35 |
| Tejedores | | 4 | | 5 | 1 | 4 | | 2 | | | | | | | 5 | 82 | 87 |
| Telefonistas | | | | | | | | | | | | | | | 9 | | 9 |
| Telegrafistas | | 2 | 3 | 4 | 3 | | | | 2 | 1 | | | 1 | | 17 | 37 | 54 |
| Tipógrafos | | | 6 | | 1 | 1 | | | | | | | | | 34 | 1 | 35 |
| Toneleros | | | 12 | | | | | | | | | | | | 33 | | 33 |
| Topógrafos | | | | | | | | | | | | | | | 4 | | 4 |
| Torneros | | | 4 | | | | | | | | | | | | 53 | | 53 |
| Trenzadores | | | 1 | | 1 | | | | | | | | | | 4 | | 4 |
| Vendedores | | | 1 | | | | | | 2 | | | | | | 75 | 17 | 92 |
| Veterinarios | | | 1 | | 1 | | | | | | | | | | 5 | | 5 |
| Vidrieros | | | 1 | | | | | | | | | | | | 3 | | 3 |
| Vinicultores | 1 | | 4 | | | | 2 | | | | | | | | 28 | 1 | 29 |
| Viñateros | | | 33 | | 4 | | | | | | | | | | 56 | 4 | 60 |
| Visitadoras sociales | | | | | | | | | | | | | | | | 4 | 4 |
| Vulcanizadores | | | | | | | | | | | | | | | 8 | | 8 |
| Zapateros | 16 | | 80 | | 13 | | 8 | | 19 | | 6 | | 12 | | 503 | 2 | 505 |
| Totales | 5.244 | 4.466 | 10.561 | 10.289 | 4.924 | 4.424 | 1.981 | 1.834 | 4.404 | 3.909 | 2.117 | 1.917 | 2.651 | 2.491 | 104.131 | 96.166 | 200.297 |

OCUPACIONES POR SEXO Y COMUNAS.—PROVINCIA DE COLCHAGUA

| OCUPACIONES | SANTA CRUZ | | PALMILLA | | PERALILLO | | MARCHIGÜE | | ROSARIO | | PICHILEMU | | PUMANQUE | | CHÉMICA | |
|--------------------------|------------|-------|----------|-------|-----------|-------|-----------|-------|---------|-------|-----------|-------|----------|-------|---------|-------|
| | H. | M. | H. | M. | H. | M. | H. | M. | H. | M. | H. | M. | H. | M. | H. | M. |
| Sin especificar | 3.434 | 7.728 | 1.860 | 3.899 | 1.137 | 2.445 | 741 | 1.664 | 455 | 1.097 | 1.390 | 2.922 | 749 | 1.460 | 1.602 | 3.788 |
| Abogados..... | 6 | — | 1 | — | — | — | — | — | — | — | — | — | 1 | 2 | — | — |
| Adivinos..... | — | 2 | — | — | — | — | — | — | — | — | — | — | — | — | — | — |
| Administradores..... | 41 | — | 27 | — | 15 | — | 16 | — | 4 | — | 10 | — | 9 | — | 27 | 1 |
| Agricultores..... | 808 | 36 | 65 | — | 77 | 3 | 160 | 6 | 143 | 11 | 203 | 6 | 132 | 9 | 385 | 8 |
| Agrimensores..... | 1 | — | — | — | 1 | — | — | — | — | — | — | — | — | — | — | — |
| Agrónomos..... | 1 | — | — | — | 1 | — | — | — | — | — | — | — | — | — | — | — |
| Albañiles..... | 59 | — | 25 | — | 8 | — | 7 | — | 3 | — | 16 | — | 7 | — | 28 | 1 |
| Alarifes..... | — | — | — | — | — | — | — | — | — | — | — | — | — | — | — | — |
| Alfareros..... | 1 | 2 | 3 | — | — | — | — | — | — | — | — | — | — | — | — | — |
| Amasadores..... | 1 | — | — | — | — | — | — | — | — | — | — | — | — | — | — | — |
| Amasanderos..... | 1 | 6 | — | 3 | — | 1 | — | 3 | 1 | — | — | 3 | 1 | 7 | — | 8 |
| Aparceros..... | — | — | — | — | — | — | — | — | — | — | — | — | — | — | — | — |
| Aparadores..... | — | 1 | — | — | — | — | — | — | — | — | — | — | — | — | — | 1 |
| Apicultores..... | — | — | 1 | — | — | — | — | — | — | — | — | — | — | — | — | — |
| Aplanchadores..... | — | — | — | — | — | — | — | — | — | — | — | 1 | — | — | — | — |
| Arquitectos..... | — | — | — | — | — | — | — | — | — | — | — | — | — | — | — | — |
| Arrieros..... | 107 | 1 | 30 | — | 29 | — | 24 | — | 10 | 1 | 35 | 1 | 44 | — | 22 | — |
| Artistas otros..... | 1 | — | 1 | — | — | — | — | — | — | — | — | — | — | — | — | — |
| Aserradores..... | 1 | — | — | — | — | — | — | — | — | — | — | — | — | — | — | — |
| Asfaltadores..... | — | — | — | — | — | — | — | — | — | — | — | — | — | — | — | — |
| Avrigas..... | 2 | — | 1 | 2 | 2 | 1 | 1 | — | — | — | — | — | 2 | — | 1 | 1 |
| Auxiliares..... | — | 3 | 6 | — | — | — | — | — | — | — | 3 | — | — | 1 | — | — |
| Avicultores..... | — | 3 | 1 | — | 2 | — | 1 | — | — | — | — | — | — | — | — | — |
| Bailarines..... | — | 1 | — | — | — | — | — | — | — | — | — | — | — | — | — | — |
| Baldoseros..... | 1 | — | — | — | — | — | — | — | — | — | — | — | — | — | — | — |
| Balseros..... | — | — | — | — | — | — | — | — | — | — | 1 | — | — | — | — | — |
| Bermisadores..... | — | — | — | — | — | — | — | — | — | — | — | — | — | — | — | — |
| Berguilleros..... | — | — | — | — | — | — | — | — | — | — | — | — | — | — | — | — |
| Burroderos..... | 3 | — | — | — | — | — | — | — | — | — | — | — | — | — | — | — |
| Bordadores..... | — | 11 | — | 1 | — | — | — | — | — | — | — | — | — | — | — | 3 |
| Bronceros..... | — | — | — | — | — | — | — | — | — | — | — | — | — | — | — | — |
| Caballerizos..... | — | — | — | — | — | — | — | — | — | — | — | — | — | — | — | — |
| Cajistas..... | 1 | — | — | — | — | — | — | — | — | — | — | — | — | — | — | — |
| Calafates..... | — | — | — | — | — | — | — | — | — | — | — | — | — | — | — | — |
| Caldereros..... | — | — | — | — | — | — | — | — | — | — | — | — | — | — | — | — |
| Camareros..... | — | — | — | — | 1 | — | — | — | — | — | — | — | — | — | — | — |
| Camneros..... | 1 | — | — | — | — | — | — | — | — | — | — | — | — | — | — | — |
| Canateros..... | — | — | — | — | 1 | — | 1 | — | — | — | 1 | — | 3 | — | — | 6 |
| Canteros..... | 4 | — | — | — | — | — | — | — | — | — | — | — | 1 | — | — | — |
| Cantneros..... | 17 | — | — | — | — | — | — | — | — | — | — | — | — | — | — | — |
| C. aceleros..... | 1 | — | — | — | — | — | — | — | — | — | — | — | — | — | — | — |
| Cargadores..... | 54 | — | 14 | — | 10 | — | 8 | — | 3 | — | 5 | — | 4 | — | 1 | 9 |
| Carabineros..... | 12 | — | — | — | 4 | — | — | — | 1 | — | — | — | 1 | — | — | 1 |
| Carniceros..... | 94 | — | 43 | — | 25 | — | 9 | — | 3 | — | 35 | — | 14 | — | 37 | 7 |
| Carpinteros..... | 6 | — | 6 | — | 3 | — | 1 | — | — | — | 1 | — | — | — | — | — |
| Carroceros..... | 5 | — | 1 | — | — | — | — | — | — | — | — | — | — | — | — | — |
| Carreteros..... | — | — | — | — | — | — | — | — | — | — | — | — | — | — | — | — |
| Carteros..... | — | — | — | — | 1 | — | — | — | — | — | 2 | — | — | — | — | — |
| Casadores..... | — | — | — | — | — | — | — | — | — | — | 1 | — | — | — | — | — |
| Cerrajeros..... | — | — | — | — | — | — | — | — | — | — | — | — | — | — | — | — |
| Cesteros..... | 7 | — | 2 | — | 1 | — | — | — | — | — | — | — | — | — | — | 3 |
| Cigarreros..... | — | — | — | — | — | — | — | — | — | — | — | — | — | — | — | — |
| Cubadores..... | — | — | — | — | — | — | — | — | — | — | — | — | — | — | — | — |
| Cocineros..... | — | 114 | 1 | 58 | 2 | 23 | — | 11 | — | 1 | 7 | 11 | 3 | 16 | 1 | 54 |
| Colchoneros..... | — | — | — | — | — | — | — | — | — | — | — | — | — | — | — | — |
| Comisionistas..... | 1 | — | — | — | — | — | — | — | — | — | — | — | — | — | — | — |
| Conscriptos..... | 3 | — | 3 | — | — | — | — | — | — | — | — | — | — | — | — | — |
| Constructores..... | 5 | — | 4 | — | 1 | — | — | 1 | — | — | 6 | — | 1 | — | 2 | — |
| Contadores..... | 5 | — | 6 | — | — | — | — | — | — | — | 1 | — | — | — | 1 | — |
| Coperos..... | — | — | — | — | — | — | — | — | — | — | — | — | — | — | — | — |
| Cortadores..... | 1 | — | — | — | — | — | — | — | — | — | — | — | — | — | — | — |
| Corredores comercio..... | 2 | — | — | — | — | — | — | — | 2 | — | — | — | — | — | — | — |
| Costureras..... | — | 93 | — | 21 | — | 21 | — | 9 | — | 1 | — | 17 | — | 25 | — | 32 |
| Comerciantes..... | 237 | 49 | 79 | 12 | 96 | 10 | 43 | 10 | 20 | — | 85 | 14 | 23 | 13 | 137 | 23 |
| Cuidadores..... | 4 | — | — | 2 | — | — | — | — | — | — | 2 | — | — | — | — | — |
| Curtidores..... | — | — | — | — | — | — | — | — | — | — | — | — | — | — | — | — |
| Chamanteros..... | — | 31 | — | — | — | — | — | — | — | — | — | — | — | — | — | — |
| Chofores..... | 32 | — | 10 | — | 5 | — | 1 | — | 4 | — | 3 | — | 4 | — | 4 | 3 |
| Dactilógrafos..... | — | — | — | — | — | — | — | — | — | — | — | — | — | — | — | — |
| Deportistas..... | 1 | — | — | — | — | — | — | — | — | — | — | — | — | — | — | — |
| Dentistas..... | — | 1 | — | — | — | — | — | — | — | — | — | — | — | — | — | — |
| Desocupados..... | 19 | 5 | 3 | — | 3 | — | 3 | — | — | — | 3 | — | — | 1 | 5 | — |
| Detectives..... | — | — | — | — | — | — | — | — | — | — | — | — | — | — | — | — |
| Domésticos..... | 24 | 285 | 19 | 96 | — | 90 | 9 | 39 | — | 47 | — | 54 | — | 57 | 23 | 135 |
| Dunkeros..... | — | — | — | — | — | — | — | — | — | — | — | — | — | — | — | — |
| Doradores..... | — | — | — | — | — | — | — | — | — | — | — | — | 2 | — | — | — |

| OCUPACIONES | SANTA CRUZ | | PALMILLA | | PERALILLO | | MARCHIÖÜE | | ROSARIO | | FICHILEMU | | PUMANQUE | | CHÉPICA | |
|---------------------------|------------|-------|----------|-------|-----------|-------|-----------|-------|---------|-------|-----------|-------|----------|-------|---------|-------|
| | H. | M. | H. | M. | H. | M. | H. | M. | H. | M. | H. | M. | H. | M. | H. | M. |
| Militares..... | 1 | — | — | — | 1 | — | — | — | — | — | 1 | — | — | — | — | — |
| Mineros..... | 7 | — | 1 | — | 4 | — | — | — | — | — | 3 | — | 1 | — | — | |
| Modistas..... | — | 36 | 1 | 8 | 3 | 9 | 1 | 4 | — | 1 | 1 | 6 | 1 | 3 | — | 16 |
| Molineros..... | — | — | — | — | — | — | — | — | — | — | — | — | — | — | — | — |
| Moteros..... | — | — | — | — | — | — | — | — | — | — | — | — | — | — | — | — |
| Movilizadores..... | — | — | — | — | — | — | — | — | — | — | — | — | — | — | — | — |
| Mozos..... | 32 | 3 | 9 | — | 14 | — | 6 | — | — | — | 3 | — | 8 | — | 20 | 1 |
| Mueblistas..... | 4 | — | — | — | 1 | — | — | — | — | — | — | — | 1 | — | — | — |
| Músicos..... | 9 | — | — | — | — | — | — | — | — | — | — | — | — | — | — | — |
| Niñeras..... | — | 14 | — | 3 | — | 4 | — | 6 | — | — | — | 3 | — | 2 | — | 11 |
| Oficinistas..... | 94 | 11 | 25 | 3 | 16 | 4 | 14 | 2 | 3 | — | 17 | 4 | 3 | 1 | 13 | 5 |
| Ópticos..... | 1 | — | — | — | — | — | — | — | — | — | — | — | — | — | — | — |
| Operadores..... | 1 | 10 | — | 18 | — | — | — | — | — | — | — | — | — | 3 | — | 17 |
| Ordeñadores..... | — | — | — | — | — | — | — | — | — | — | — | — | — | — | — | — |
| Panaderos..... | 17 | — | 14 | 2 | 1 | — | — | — | — | — | 1 | 2 | 1 | — | 10 | — |
| Paneceros..... | — | — | — | — | — | — | — | — | — | — | — | — | — | — | — | — |
| Pañeros..... | 1 | — | — | — | 1 | — | — | — | — | — | — | — | — | — | — | — |
| Paleteros..... | — | — | — | — | — | — | — | — | — | — | — | — | — | — | — | — |
| Palqueros..... | 11 | 2 | 2 | 2 | 7 | — | 1 | 2 | — | — | 1 | — | — | 1 | 6 | 1 |
| Periodistas..... | — | — | — | — | — | — | — | — | — | — | — | — | — | — | — | — |
| Pescadores..... | — | — | — | — | — | — | — | — | — | — | 13 | — | — | — | — | — |
| Pintores..... | 4 | — | 2 | — | 2 | — | 2 | — | — | — | 2 | — | 1 | — | 1 | — |
| Plantilleros..... | — | — | — | — | — | — | — | — | — | — | — | — | — | — | — | — |
| Piomeros..... | — | — | — | — | — | — | — | — | — | — | 1 | — | — | — | — | — |
| Porteros..... | 4 | — | — | — | 1 | — | — | — | — | — | 1 | — | — | — | 1 | — |
| Practicantes..... | 3 | 1 | 2 | — | 1 | — | 1 | 1 | — | 1 | — | — | — | — | 2 | — |
| Prentistas..... | — | — | — | — | — | — | — | — | — | — | — | — | — | — | — | — |
| Profesores..... | 9 | 42 | 4 | 22 | 3 | 10 | 1 | 8 | — | 6 | 4 | 8 | 3 | 8 | 5 | 13 |
| Radiotelegrafistas..... | — | — | — | — | — | — | — | — | — | — | — | — | — | — | — | — |
| Recaudadores..... | — | — | — | — | — | — | — | — | — | — | — | — | — | — | — | — |
| Regadores..... | 2 | — | 1 | — | 2 | — | — | — | — | — | 1 | — | — | — | — | — |
| Relojeros..... | 7 | — | — | — | 1 | — | — | — | — | — | — | — | — | — | — | — |
| Religiosos..... | 7 | 1 | 2 | — | — | — | — | — | — | — | 2 | — | — | — | — | — |
| Repartidores..... | 5 | — | — | — | — | — | — | — | — | — | — | — | — | — | — | — |
| Reñistas..... | 22 | 38 | 6 | 9 | 6 | 7 | 2 | 8 | — | — | 3 | 6 | — | — | 5 | 6 |
| Ricos..... | 2 | — | — | — | — | — | — | — | — | — | — | — | — | — | — | — |
| Ripiadores..... | — | — | — | — | — | — | — | — | — | — | — | — | — | — | — | — |
| Sacerdotes..... | 6 | — | — | — | 2 | — | 1 | — | — | — | 4 | — | 2 | — | 1 | — |
| Saños..... | 1 | 1 | 1 | 1 | — | — | — | — | — | — | 2 | — | 2 | — | 1 | 1 |
| Saños..... | — | — | — | — | — | — | — | — | — | — | — | — | — | — | — | — |
| Sepultureros..... | — | — | — | — | — | — | — | — | — | — | — | — | — | — | — | — |
| Soldadores..... | — | — | — | — | — | — | — | — | — | — | — | — | — | — | — | — |
| Sombreros..... | 1 | 12 | 2 | — | — | — | — | — | — | 1 | — | — | — | — | — | — |
| Suplementeros..... | — | — | — | — | — | — | — | — | — | — | — | — | — | — | — | — |
| Seranos..... | — | — | — | — | — | — | — | — | — | — | — | — | — | — | — | — |
| Talabarteros..... | 20 | — | 9 | — | 6 | — | 4 | — | 2 | — | 1 | — | 6 | — | 8 | — |
| Talladores..... | — | — | — | — | — | — | — | — | — | — | — | — | — | — | — | — |
| Talladores..... | — | — | — | — | — | — | — | — | — | — | — | — | — | — | — | — |
| Taquigrafos..... | — | — | — | — | — | — | — | — | — | — | — | — | — | — | — | — |
| Tapiceros..... | — | — | — | — | — | — | — | — | — | — | — | — | — | — | — | — |
| Técnicos..... | 1 | — | 1 | — | — | — | — | — | — | — | — | — | — | — | — | — |
| Tejedores..... | — | 12 | — | — | — | — | 6 | — | 4 | — | 6 | — | 7 | — | 4 | — |
| Tenedores de libros..... | — | — | — | — | — | — | — | — | — | — | — | — | — | — | — | — |
| Telefonistas..... | — | — | — | — | — | — | — | — | — | — | — | — | — | — | — | — |
| Telegrafistas..... | — | 3 | 1 | 1 | 2 | 2 | — | — | — | — | 1 | — | 1 | — | — | 1 |
| Tintoreros..... | — | — | — | — | — | — | — | — | — | — | — | — | — | — | — | — |
| Tipógrafos..... | 2 | — | — | — | — | — | — | — | — | — | — | — | — | — | — | — |
| Tipógrafos..... | 3 | — | — | — | — | — | — | — | — | — | — | — | — | — | — | — |
| Toneros..... | 1 | — | 1 | — | — | — | — | — | — | — | — | — | — | — | — | — |
| Torneros..... | — | — | — | — | — | — | — | — | — | — | — | — | — | — | — | — |
| Vendedores..... | 8 | — | 1 | — | 1 | — | — | — | — | — | — | — | — | — | — | — |
| Veterinarios..... | — | — | — | — | — | — | — | — | — | — | — | — | — | — | — | — |
| Vidrieros..... | — | — | — | — | — | — | — | — | — | — | — | — | — | — | — | — |
| Vinicultores..... | 1 | — | 2 | — | — | — | — | — | — | — | — | — | — | — | 3 | — |
| Vinicultores..... | 3 | — | 4 | — | — | — | — | — | — | — | — | — | — | — | 6 | — |
| Vinicultores..... | — | — | — | — | — | — | — | — | — | — | — | — | — | — | — | — |
| Visitadoras sociales..... | — | — | — | — | — | — | — | — | — | — | — | — | — | — | — | — |
| Vulcanizadores..... | — | — | — | — | — | — | — | — | — | — | — | — | — | — | — | — |
| Zapateros..... | 45 | — | 9 | — | 13 | — | 6 | — | 4 | — | 6 | — | 8 | — | 18 | — |
| Totales..... | 9.937 | 9.732 | 5.939 | 4.838 | 3.494 | 3.026 | 1.995 | 2.022 | 1.196 | 1.281 | 3.218 | 3.300 | 1.923 | 1.794 | 4.721 | 4.661 |

| OCUPACIONES | PAREDONES | | LA ESTRELLA | | SAN FERNANDO | | CHIMBARONGO | | NANCAGUA | | PLACILLA | | PROVINCIA DE COLCHAGUA | | |
|--------------------------|-----------|-------|-------------|-------|--------------|-------|-------------|-------|----------|-------|----------|-------|------------------------|---------|--------|
| | H. | M. | H. | M. | H. | M. | H. | M. | H. | M. | H. | M. | Hombres | Mujeres | Total |
| Sin especificar | 1.371 | 2.868 | 702 | 1.502 | 4.358 | 9.639 | 2.611 | 4.959 | 1.152 | 3.462 | 963 | 2.255 | 22.515 | 49.678 | 72.193 |
| Abogados..... | — | — | — | — | 10 | — | — | — | — | — | — | — | 20 | — | 20 |
| Adivinos..... | — | — | — | — | — | — | — | — | — | — | — | — | 2 | 2 | 4 |
| Administradores..... | 16 | — | 10 | — | 78 | 1 | 35 | 1 | 24 | — | 7 | — | 319 | 3 | 322 |
| Agricultores..... | 343 | 14 | 146 | 5 | 668 | 11 | 383 | 13 | 525 | 28 | 190 | 6 | 4.228 | 155 | 4.383 |
| Agrimensores..... | 1 | — | — | — | 1 | — | — | — | — | — | — | — | 2 | — | 2 |
| Agrónomos..... | 1 | — | 1 | — | 12 | — | 1 | — | 1 | 1 | 1 | — | 20 | 2 | 22 |
| Albañiles..... | 6 | — | 4 | — | 108 | — | 18 | — | 42 | — | 5 | — | 356 | — | 356 |
| Alfareros..... | 1 | — | — | — | 6 | — | — | — | — | — | — | — | 8 | — | 8 |
| Alfareros..... | 1 | — | — | — | 4 | 1 | — | — | — | — | — | — | 9 | 3 | 12 |
| Amasanderos..... | 1 | — | 1 | — | 2 | — | — | — | 1 | — | — | — | 6 | — | 6 |
| Amasanderos..... | — | 3 | — | 1 | 1 | 11 | — | — | — | 3 | — | 3 | 3 | 52 | 55 |
| Aparceros..... | — | — | — | — | — | — | — | — | — | 2 | — | — | — | 2 | 2 |
| Aparadores..... | — | — | — | — | — | 6 | — | — | — | 2 | — | — | — | 9 | 9 |
| Apicultores..... | — | — | — | — | — | — | 2 | — | 1 | — | — | — | 4 | — | 4 |
| Aplanchadores..... | — | — | — | — | — | — | — | — | — | — | — | — | — | 1 | 1 |
| Arquitectos..... | — | — | — | — | 2 | 1 | — | — | — | — | — | — | 2 | 1 | 3 |
| Arrieros..... | 24 | — | 37 | — | 33 | — | 10 | — | 6 | — | 15 | — | 425 | 3 | 428 |
| Artistas, otros..... | — | 2 | — | — | 2 | — | — | — | — | — | — | — | 5 | 2 | 7 |
| Aserradores..... | — | — | — | — | 14 | — | — | — | 3 | — | — | — | 17 | — | 17 |
| Asfaltadores..... | — | — | — | — | 1 | — | — | — | — | — | — | — | 1 | — | 1 |
| Aurigas..... | — | — | 1 | — | 3 | — | 1 | — | — | — | — | — | 11 | — | 11 |
| Auxiliares..... | 8 | 4 | 1 | — | 26 | 9 | — | — | 5 | 2 | 1 | 3 | 56 | 25 | 81 |
| Avicultores..... | — | — | — | — | — | 1 | — | — | — | — | — | — | 1 | 4 | 5 |
| Bailarines..... | — | — | — | — | — | — | — | — | — | — | — | — | — | 1 | 1 |
| Baldoseros..... | — | — | — | — | 1 | — | — | — | — | — | — | — | 2 | — | 2 |
| Balseros..... | — | — | — | — | — | — | — | — | — | — | — | — | 1 | — | 1 |
| Barnizadores..... | 1 | — | — | — | — | — | 1 | — | — | — | — | — | 2 | — | 2 |
| Barquilleros..... | 1 | — | — | — | 1 | — | — | — | — | — | — | — | 2 | — | 2 |
| Barridores..... | — | — | — | — | — | — | — | — | — | — | — | — | 3 | — | 3 |
| Barridores..... | — | — | — | — | — | — | — | — | — | — | — | — | 3 | — | 3 |
| Bordadores..... | — | — | — | — | — | 1 | — | — | — | 1 | — | — | — | 21 | 21 |
| Bronceros..... | 1 | — | — | — | — | — | — | — | — | — | — | — | 1 | — | 1 |
| Caballerizos..... | — | — | — | — | — | — | — | — | 1 | — | 1 | — | 2 | — | 2 |
| Cajistas..... | — | — | — | — | 1 | — | 1 | — | — | — | — | — | 3 | — | 3 |
| Calafates..... | — | — | — | — | — | — | 1 | — | — | — | — | — | 1 | — | 1 |
| Caldereros..... | — | — | — | — | 3 | — | — | — | — | — | — | — | 3 | — | 3 |
| Camarceros..... | — | — | — | — | 13 | 1 | — | — | — | — | — | — | 14 | 1 | 15 |
| Camineros..... | — | — | — | — | 6 | — | — | — | 1 | — | 1 | — | 9 | — | 9 |
| Canasteros..... | 1 | — | — | — | 1 | 1 | — | — | 5 | — | 1 | — | 14 | 1 | 15 |
| Canteros..... | — | — | — | — | 4 | — | — | — | — | — | — | — | 15 | — | 15 |
| Cantineros..... | 1 | — | — | — | 1 | — | — | — | — | — | — | — | 1 | — | 1 |
| Carceleros..... | — | — | — | — | 1 | — | — | — | — | — | — | — | 18 | — | 18 |
| Cargadores..... | — | — | — | — | 10 | — | 2 | — | 2 | — | — | — | 18 | — | 18 |
| Carabineros..... | 4 | — | 6 | — | 94 | — | 14 | — | 15 | — | 6 | — | 246 | — | 246 |
| Carniceros..... | — | — | — | — | 3 | — | 4 | — | 1 | — | — | — | 27 | — | 27 |
| Carpinteros..... | 12 | — | 16 | — | 177 | — | 64 | — | 55 | — | 18 | — | 602 | — | 602 |
| Carroceros..... | — | — | — | — | 9 | — | 3 | — | 8 | — | — | — | 45 | — | 45 |
| Carreteros..... | — | — | — | — | 24 | — | 4 | — | 4 | — | 1 | — | 38 | — | 38 |
| Carteros..... | — | — | 1 | — | 4 | — | 6 | — | 3 | — | — | — | 15 | — | 15 |
| Cazadores..... | — | — | — | — | — | — | — | — | — | — | — | — | 1 | — | 1 |
| Cerrajeros..... | — | — | — | — | 5 | — | — | — | — | — | — | — | 5 | — | 5 |
| Cesteros..... | 9 | — | — | — | 9 | — | 4 | — | 5 | — | — | — | 31 | — | 31 |
| Cigarreros..... | — | — | — | — | 1 | — | — | — | — | — | — | — | — | 1 | 1 |
| Cobradores..... | — | — | — | — | 2 | — | — | — | 1 | — | — | — | 3 | — | 3 |
| Cocineros..... | 1 | 29 | — | 20 | 8 | 177 | 1 | 96 | 1 | 30 | — | 11 | 18 | 650 | 668 |
| Colchoneros..... | — | — | — | — | — | — | — | — | — | — | — | — | 1 | — | 1 |
| Comisionistas..... | — | — | — | — | 9 | — | 1 | — | — | — | — | — | 11 | — | 11 |
| Conscriptos..... | — | — | — | — | 116 | — | — | — | — | — | 1 | — | 125 | — | 125 |
| Constructores..... | — | — | — | — | 21 | — | 4 | — | 3 | — | — | — | 49 | — | 49 |
| Contadores..... | — | — | 1 | — | 21 | 6 | 3 | 2 | 5 | 1 | 1 | — | 45 | 10 | 53 |
| Coperos..... | — | — | — | — | 1 | — | — | — | — | — | — | — | 1 | — | 1 |
| Cortadores..... | — | — | — | — | 2 | — | — | — | — | — | — | — | 5 | — | 5 |
| Cortadores comercio..... | — | — | — | — | 1 | — | — | — | — | — | — | — | 3 | — | 3 |
| Costureras..... | — | 9 | — | 9 | — | 101 | — | 69 | — | 30 | — | 3 | — | 449 | 448 |
| Comerciantes..... | 38 | 12 | 36 | 6 | 457 | 165 | 174 | 93 | 110 | 41 | 65 | 17 | 1.599 | 458 | 2.067 |
| Cuidadores..... | 1 | — | — | — | 11 | 8 | 1 | 4 | — | 2 | — | — | 24 | 25 | 49 |
| Curtidores..... | — | — | — | — | — | — | — | — | 2 | — | — | — | 2 | — | 2 |
| Chamanfros..... | — | — | — | — | — | — | — | 2 | — | — | — | — | — | 37 | 37 |
| Choferes..... | 2 | — | 1 | — | 77 | — | 21 | — | 11 | — | — | — | 188 | — | 188 |
| Dactilógrafos..... | — | — | — | — | 2 | — | 1 | — | — | — | — | — | 3 | — | 3 |
| Deportistas..... | — | — | 1 | — | 7 | — | 1 | — | — | — | — | — | 4 | — | 4 |
| Dentistas..... | — | — | — | — | 1 | — | — | — | — | — | — | — | 9 | 2 | 11 |
| Desocupados..... | 2 | — | 2 | — | 62 | 11 | 5 | 11 | 2 | — | 4 | — | 113 | 29 | 142 |
| Detectives..... | — | — | — | — | 6 | — | — | — | — | — | — | — | 7 | — | 7 |
| Domésticos..... | — | 55 | — | 26 | 41 | 691 | 26 | 333 | 17 | 111 | — | 63 | 159 | 2.080 | 2.239 |
| Donkeros..... | — | — | — | — | 1 | — | — | — | — | — | — | — | 2 | — | 2 |
| Doradores..... | — | — | — | — | — | — | 8 | — | — | — | — | — | 7 | — | 7 |

| OCUPACIONES | PAREDONES | | LA ESTRELLA | | SAN FERNANDO | | CHIMBARONGO | | NANCAGUA | | FLACILLA | | PROVINCIA DE COLCHAGUA | | |
|---------------------------|-----------|-------|-------------|-------|--------------|--------|-------------|-------|----------|-------|----------|-------|------------------------|---------|---------|
| | H. | M. | H. | M. | H. | M. | H. | M. | H. | M. | H. | M. | Hombres | Mujeres | Total |
| Militares..... | | | | | 80 | | | | | | | | 83 | | 83 |
| Mineros..... | 1 | | | | 17 | | 1 | | 9 | | 1 | | 45 | | 45 |
| Molinos..... | | 2 | | 2 | 78 | | 4 | 61 | 7 | | | | | 232 | 232 |
| Molineros..... | | | | | 7 | | 4 | | 4 | | 3 | | 25 | | 25 |
| Moteros..... | | | | | 2 | | | | | | | | 1 | | 1 |
| Movilizadores..... | 4 | | 8 | | 60 | | 23 | | 6 | | | | 2 | | 2 |
| Mosos..... | | | | | 17 | | | | | | 5 | | 197 | 4 | 201 |
| Mueblistas..... | | | | | 14 | 2 | 2 | | 1 | | | | 24 | | 24 |
| Músicos..... | | | | | | | | | | | 3 | | 28 | 2 | 30 |
| Niñeras..... | | 1 | | 4 | | 30 | | 12 | | 6 | | 6 | | 100 | 100 |
| Oficinistas..... | 8 | 1 | 2 | | 333 | 72 | 49 | 29 | 27 | 8 | 14 | 2 | 618 | 142 | 760 |
| Ópticos..... | | | | | 1 | | | | | | | | 1 | | 1 |
| Operadores..... | | 4 | | 1 | | 87 | | 49 | | | | | 3 | | 3 |
| Ordeñadores..... | | | | | | | | | | | | | 1 | 211 | 212 |
| Panaderos..... | | 2 | | | 51 | | 12 | 2 | 19 | 2 | 5 | | 151 | 10 | 141 |
| Panteoneros..... | | | | | | | | | 1 | | | | 2 | | 2 |
| Pasteleros..... | | | | | 8 | | 1 | | | | | | 2 | 1 | 3 |
| Peloteros..... | | | | | 29 | 4 | 10 | 5 | 9 | | 1 | 1 | 76 | 18 | 94 |
| Peluqueros..... | | | | | 5 | 1 | | | | | | | 6 | 1 | 7 |
| Periodistas..... | 4 | | | | | | | | 2 | | | | 19 | | 19 |
| Pescadores..... | | | 1 | | 25 | | 1 | | 4 | | 1 | | 46 | | 46 |
| Pintores..... | | | | | 1 | | | | | | | | 1 | | 1 |
| Plantilleros..... | | | | | | | | | | | | | 2 | | 2 |
| Plomeros..... | | | | | 12 | 1 | | 2 | 1 | | | | 19 | 3 | 22 |
| Porteros..... | 1 | | 2 | 1 | 17 | 6 | 4 | 6 | 2 | | | | 36 | 16 | 52 |
| Practicantes..... | | | | | 2 | 1 | | | 2 | | | 1 | 2 | 1 | 3 |
| Previsitas..... | 1 | 8 | 2 | 7 | 51 | 120 | 11 | 67 | 4 | 19 | 4 | 13 | 102 | 351 | 453 |
| Profesores..... | | | | | | | | | | | | | | | |
| Radiotelegrafistas..... | | | | | 1 | | | | | | | | 1 | | 1 |
| Recaudadores..... | | | | | 1 | | | | | | | | 2 | | 2 |
| Regadores..... | | | | | | | | | | | | | 6 | | 6 |
| Rejeros..... | | | | | 7 | 1 | 1 | | | | | | 14 | 1 | 15 |
| Religiosos..... | | | | | 11 | | 3 | 7 | | | | | 10 | 18 | 28 |
| Repartidores..... | | | | | 9 | | 5 | | 1 | | | | 24 | 1 | 25 |
| Rentistas..... | 3 | 7 | 2 | | 37 | 61 | 6 | 29 | 6 | 8 | 2 | 3 | 98 | 182 | 280 |
| Reos..... | | | | | 3 | | | | | | | | 2 | 6 | 8 |
| Ripiadores..... | | | | | 1 | | | | | | | | 1 | | 1 |
| Sacerdotes..... | 1 | | 1 | | 13 | | | | 2 | | 1 | | 33 | | 33 |
| Sastres..... | 1 | 1 | | | 28 | 18 | 2 | 3 | 1 | | | | 37 | 27 | 64 |
| Sepultureros..... | | | | | 1 | | | | | | | | 1 | | 1 |
| Soldadores..... | | | | | 2 | | | | | | | | 2 | | 2 |
| Sombrereros..... | | 1 | | | 3 | 5 | 1 | 3 | | 1 | | | 8 | 22 | 30 |
| Suplementeros..... | | | | | 2 | | 2 | | | | | | 4 | | 4 |
| Serenos..... | | | | | 5 | | | | | | | | 5 | | 5 |
| Talabarteros..... | 4 | | 4 | | 15 | | 5 | | 2 | | 6 | | 91 | | 91 |
| Talladores..... | | | | | | | 3 | | | | | | 3 | | 3 |
| Taquígrafos..... | | | | | 1 | 1 | | | | | | | 1 | 1 | 2 |
| Tapiceros..... | 1 | | | | 2 | | | | | | | | 3 | | 3 |
| Técnicos..... | | | | | 5 | 2 | | | 2 | | | | 9 | 2 | 11 |
| Tejedores..... | | 8 | | 9 | 1 | 4 | | 5 | 2 | 2 | | 1 | 3 | 75 | 78 |
| Tenedores de libros..... | | | | | 1 | 1 | | | 6 | | | | 6 | 1 | 7 |
| Telefonistas..... | | | | | 3 | 6 | | 1 | 1 | 2 | | | 4 | 9 | 13 |
| Telegrafistas..... | | 1 | | | | 14 | | 4 | | 1 | 2 | 3 | 7 | 30 | 37 |
| Tintoreros..... | | | | | | | | | 1 | | | | 1 | | 1 |
| Tipógrafos..... | | | | | 7 | | | | 4 | | | | 13 | | 13 |
| Toneleros..... | | | | | 3 | | 1 | | 4 | | | 2 | 9 | | 9 |
| Topógrafos..... | | | | | | | | | | | | | 2 | | 2 |
| Torneros..... | | | | | 6 | | | | | | | | 6 | | 6 |
| Vendedores..... | 1 | | | | 20 | 10 | | | 1 | | 1 | | 33 | 10 | 43 |
| Veterinarios..... | | | | | 1 | | | 1 | | | | | 2 | | 2 |
| Vidrieros..... | | | | | | | | | | | | | 1 | | 1 |
| Vinicultores..... | | | | | 3 | | | 8 | | 3 | | | 20 | | 20 |
| Viskateros..... | | | 1 | 1 | 2 | | 12 | | 1 | | | | 29 | 1 | 30 |
| Visitadoras sociales..... | | | | 1 | | 3 | | | | 1 | | | | 5 | 5 |
| Vulcanizadores..... | | | | | 1 | | | | | | | | 1 | | 1 |
| Zapateros..... | 4 | | 7 | | 80 | | 32 | | 26 | | 10 | | 265 | | 265 |
| Totales..... | 3.008 | 3.351 | 1.808 | 1.808 | 14.435 | 14.288 | 7.649 | 6.987 | 4.685 | 4.529 | 2.825 | 2.744 | 66.835 | 64.413 | 131.248 |

OCUPACIONES POR SEXO Y COMUNAS.—PROVINCIA DE CURICO

| OCUPACIONES | CURICÓ | | ROMERAL | | TENO | | RAUCO | | LICANTÉN | | VICHUQUÉN | | HUALAÑÉ | | PROVINCIA CURICÓ | | Total |
|---------------------|--------|--------|---------|-------|-------|-------|-------|-------|----------|-------|-----------|-------|---------|-------|------------------|--------|--------|
| | H. | M. | H. | M. | H. | M. | H. | M. | H. | M. | H. | M. | H. | M. | H. | M. | |
| Sin especificar | 5.040 | 12.354 | 1.460 | 3.229 | 2.590 | 6.729 | 1.049 | 2.375 | 1.082 | 2.372 | 705 | 1.664 | 1.185 | 2.540 | 13.111 | 30.263 | 43.374 |
| Abogados | 21 | 2 | | | | | | | 1 | 22 | | | | 1 | 22 | 3 | 25 |
| Administradores | 93 | 2 | 33 | | 45 | 1 | 10 | 1 | | 1 | 19 | | 14 | | 236 | 5 | 241 |
| Agricultores | 878 | 35 | 351 | 11 | 461 | 9 | 460 | 14 | 444 | 47 | 249 | 18 | 237 | 9 | 3.080 | 143 | 3.223 |
| Agrónomos | 1 | | 1 | | 1 | | | | 1 | | | | | | 6 | | 6 |
| Albañiles | 152 | | 10 | | 28 | | 6 | | 11 | | 1 | | 14 | | 222 | | 222 |
| Alarifes | 1 | | 1 | | 1 | | | | | | | | | | 3 | | 3 |
| Alfareros | 2 | 2 | 1 | | 1 | | | 1 | | | | 1 | 1 | | 3 | 4 | 7 |
| Amasadores | 1 | | | | 1 | | | | | | | | 1 | | 3 | | 3 |
| Amasaderos | | 6 | | 3 | 2 | 12 | | 8 | | 1 | | 6 | 2 | 9 | 4 | 45 | 49 |
| Aparadores | | 19 | | | | | | | | | | | | | | 19 | 19 |
| Aplanchadores | 1 | | | | | | | | | | | | | | 1 | | 1 |
| Armeros | 2 | | | | | | | | | | | | | | 2 | | 2 |
| Arquitectos | 6 | | | | | | | | | | | | | | 6 | | 6 |
| Arrieros | 6 | | 35 | | 20 | | 13 | | 12 | | 17 | | 69 | | 162 | | 162 |
| Artistas escultores | 1 | | | | | | | | | | | | | | 1 | | 1 |
| Artistas otros | | 2 | | | | | | | | | | 1 | 4 | 6 | 4 | 9 | 13 |
| Aserradores | | | | | 1 | | | | | | | | | | 1 | | 1 |
| Aurigas | 24 | | | | | | | | 1 | | 1 | | | | 24 | | 24 |
| Auxiliares | 23 | 8 | | | 4 | | 4 | | 1 | 1 | | | 2 | | 34 | 9 | 43 |
| Avicultores | 1 | | | 1 | 1 | 3 | | 1 | | | | | | | 3 | 5 | 8 |
| Baldoseros | 6 | | | | | | | | | | | | | | 6 | | 6 |
| Balseros | | | | | | | | | | | | | 2 | | 2 | | 2 |
| Barnizadores | 2 | | | | | | | | | | | | | | 2 | | 2 |
| Barredores | 2 | | | | | | | | | | | | | | 2 | | 2 |
| Bordadoras | | 6 | | 1 | | 3 | | 1 | | | | 1 | | 1 | | 13 | 13 |
| Boxeadores | 1 | | | | | | | | | | | | | | 1 | | 1 |
| Caldereros | 2 | | | | | | | | | | | | | | 2 | | 2 |
| Caligrafos | | | 1 | | | | | | | | | | | | 1 | | 1 |
| Camareros | | 1 | | | | | | | | | | | | | | 1 | 1 |
| Canineros | 8 | | 4 | | 1 | | 1 | | 17 | | 2 | | 1 | | 34 | | 34 |
| Canasteros | 12 | | | 1 | 1 | | | | | | 1 | | 1 | | 15 | | 16 |
| Cantineros | 1 | | | | 3 | | | | | | | | | | 4 | | 4 |
| Carceleros | 23 | | | | | | | | 1 | | | | | | 21 | | 21 |
| Carrioleros | | | | | 2 | 1 | | | | | | | | | | 1 | 1 |
| Cargadores | 15 | | | | 2 | | | | | | | | | | 17 | | 17 |
| Carabineros | 122 | | 14 | | 35 | | 9 | | 23 | | 9 | | 23 | | 235 | | 235 |
| Carniceros | 16 | | 2 | | 6 | | | | 4 | | | | | | 29 | | 29 |
| Carpinteros | 229 | | 27 | | 69 | | 11 | | 20 | | 9 | | 16 | | 381 | | 381 |
| Carroceros | 26 | | | | 7 | | 2 | | 1 | | | | 1 | | 38 | | 38 |
| Carreteros | 34 | | 1 | | 4 | | 1 | | 1 | | | | 1 | | 42 | | 42 |
| Carteros | 4 | | | | 1 | | | | 1 | | | | | | 6 | | 6 |
| Cartógrafos | 1 | | | | | | | | | | | | | | 1 | | 1 |
| Cesteros | 17 | | | | 2 | | | | 1 | | | | 1 | | 21 | 2 | 23 |
| Cigarreros | | 4 | | | | | | | | 1 | | | | | | 5 | 5 |
| Cinceladores | 1 | | | | | | | | | | | | | | 1 | | 1 |
| Cobradores | 3 | | | | 3 | | 72 | | | | | | | | 6 | | 7 |
| Cocineros | 5 | | | 39 | 1 | | 1 | | 33 | | 30 | | 19 | 1 | 43 | 7 | 475 |
| Coichoneros | 7 | 239 | | | 1 | | 1 | | | | | | 1 | | 1 | 3 | 4 |
| Comisionistas | | 1 | | | | | | | | | | | | | 1 | | 1 |
| Confiteros | 2 | | | | | | | | | | | 3 | | | 2 | | 3 |
| Conscriptos | 5 | | 50 | | 4 | | | | 6 | | | | | | 55 | | 55 |
| Constructores | 52 | | 1 | | 4 | | | | 6 | | | | 1 | | 64 | | 64 |
| Contadores | 33 | | | | 5 | | | | 2 | | 1 | | 1 | | 41 | 2 | 43 |
| Coperos | 1 | | | | | | | | | | | | | | 1 | | 1 |
| Cortadores | 6 | | | | 1 | | | | | | | | | | 7 | | 7 |
| Corredores comercio | 1 | | | | | | | | | | | | | | 1 | | 1 |
| Costureros | | 243 | | 15 | 134 | 49 | 18 | | 32 | | 22 | | 35 | | 414 | | 414 |
| Comerciantes | 1.182 | 299 | 46 | 14 | 134 | 32 | 44 | 13 | 56 | 23 | 20 | 3 | 78 | 32 | 1.860 | 416 | 1.976 |
| Cuidadores | 5 | | 7 | | 2 | | 2 | | 1 | | 4 | | 1 | | 20 | 16 | 36 |
| Curtidores | 1 | | | | 2 | | | | | | | | | | 3 | | 3 |
| Chamaneros | | | | | | | | | | 1 | | | | | | 1 | 1 |
| Choferos | 118 | | 16 | | 21 | | 4 | | 3 | | 1 | | 4 | | 167 | | 167 |
| Dactilógrafos | 2 | | | | | | | | | | | | | | 2 | | 2 |
| Deportistas | | | | | 1 | | | | | | | | | | 1 | | 1 |
| Dentistas | 8 | | | | | | | | | | | | 1 | | 9 | 1 | 10 |
| Desdobladores | 2 | | | | | | | | | | | | | | 2 | | 2 |
| Desocupados | 65 | 10 | 9 | 3 | 5 | 1 | 2 | | 4 | | 3 | 5 | 2 | | 90 | 19 | 109 |
| Defectives | 5 | | | | | | | | | | | | | | 5 | | 5 |
| Dibujantes | 1 | | | | | | | | 1 | | | | | | 2 | | 2 |
| Domésticos | | 1.123 | 9 | 94 | 18 | 160 | 10 | 58 | 42 | 100 | 15 | 52 | 18 | 61 | 112 | 1.657 | 1.769 |
| Donkeros | 1 | | | | | | | | 1 | | | | | | 2 | | 2 |
| Doradores | | | | | 1 | | 1 | | | | | | | | 3 | | 3 |
| Ebanistas | 2 | | | | 1 | | | | | | | | | | 3 | | 3 |
| Electricistas | 41 | | | | | | | | 1 | | | | 1 | | 43 | | 43 |
| Embotelladores | 2 | | | | | | | | 2 | | | | | | 2 | 1 | 3 |
| Empaquetadores | | 1 | | | | | | | 1 | | | | 1 | | 1 | | 1 |
| Encerradores | 4 | | | | | | | | | | | | 1 | | 5 | | 5 |
| Encuadernadores | | | | | | | | | 1 | | | | 1 | | 2 | | 2 |
| Enfermeros | 1 | 14 | | | | 1 | 1 | | 1 | | | | 1 | | 17 | | 19 |
| Enólogos | 2 | | | | | | | | | | | | | | 2 | | 2 |
| Enjuncadores | | | 1 | | | | | | | | | | | | 1 | | 1 |
| Escribientes | 4 | | | | | | | | | | | | | | 4 | | 4 |
| Esmaltadores | | | | | 1 | | | | | | | | | | 2 | | 2 |
| Estadísticos | 1 | 2 | | | | 2 | | | | | | | | | 2 | | 2 |
| Estuadores | 63 | | 1 | | 3 | | 1 | | 2 | | | | | | 70 | | 70 |
| Estudiantes | 2.381 | 2.734 | 374 | 335 | 565 | 573 | 294 | 283 | 354 | 339 | 243 | 195 | 296 | 295 | 4.507 | 4.754 | 9.261 |
| Farmacéuticos | 4 | 5 | | | | | | | | | | | | | 9 | | 9 |
| Fleteros | 8 | | | | 1 | | | | | 1 | | | | | 9 | | 9 |
| Floristas | | | | | | | | | | | | | | | 8 | | 8 |
| Fogoneros | 6 | | 1 | | | | | | 1 | | | | | | 7 | | 7 |
| Fotógrafos | 9 | 1 | | 1 | 1 | | | | | | | | 1 | | 11 | 2 | 13 |
| Fundidores | 1 | | | | | | | | | | | | | | 1 | | 1 |
| Ganaderos | 1 | | 1 | | 3 | | 2 | | | | | | | | 46 | | 46 |
| Gasfiteros | 39 | | 13 | | 21 | | 7 | | 6 | | 6 | | 14 | | 142 | | 142 |
| Herreros | 75 | | | | 1 | | | | | | | | | | 8 | | 8 |
| Hieladeros | 2 | | | | 1 | | | | | | | | | | 3 | | 3 |
| Hiladeros | 9 | | | | | | | | | 5 | | 5 | | 9 | 19 | | 15 |
| Hojalateros | | | | | 2 | | | | | | | | | | 14 | | 14 |
| Hortelanos | 10 | 4 | 2 | | 2 | | 3 | | | | 1 | 1 | | | 18 | 5 | 23 |
| Hoteleros | | 1 | | | | | | | | | | | | | 3 | | 3 |
| Impresores | 1 | | 1 | | 1 | | | | | | | | | | 3 | | 3 |

| OCUPACIONES | CURICÓ | | ROMERAL | | TENO | | RAUCO | | LICANTÉN | | VICHUQUÉN | | HUALAÑÉ | | PROVINCIA CURICÓ | | |
|--------------------|--------|--------|---------|-------|-------|-------|-------|-------|----------|-------|-----------|-------|---------|-------|------------------|--------|--------|
| | H. | M. | H. | M. | M. | M. | H. | M. | H. | M. | H. | M. | H. | M. | H. | M. | Total |
| Industriales | 54 | 1 | | | 5 | | 1 | | 1 | | | | 3 | | 64 | 1 | 65 |
| Ingenieros | 21 | | | | 1 | | | | | | | | | | 23 | | 23 |
| Inspectores | 19 | | 1 | | 3 | 2 | | | 2 | 1 | 1 | | | | 26 | 3 | 29 |
| Jarceros | 4 | | 1 | | 3 | | 1 | | | | | | | | 13 | | 13 |
| Jardineros | 6 | | 3 | | 6 | | 1 | | | | | | | | 13 | | 13 |
| Jornaleros | 3.791 | 189 | 2.025 | 42 | 3.306 | 84 | 926 | 32 | 916 | 53 | 577 | 72 | 1.256 | 27 | 12.777 | 499 | 13.276 |
| Joyeros | 9 | | | | | | | | | | | | | | 9 | | 9 |
| Labilados | 84 | 16 | 6 | 1 | 7 | 3 | 1 | 1 | 1 | | | 1 | 2 | 1 | 101 | 23 | 124 |
| Jueces | 1 | | | | | | | | | | | | | | 1 | | 1 |
| Ladrilleros | 8 | | 1 | | 1 | | | | | | | | 1 | | 11 | | 11 |
| Lavaderos | | 221 | | 16 | | 63 | | 18 | | 26 | | 28 | | 27 | | 399 | 399 |
| Leñadores | 8 | 5 | | 1 | | | 1 | | | | 1 | | 1 | | 11 | 6 | 17 |
| Leñadores | 1 | | 4 | | 2 | | 4 | | | | | | | | 11 | | 11 |
| Libreos | | | | | | 1 | | | | | | | | | | | 1 |
| Linotipistas | 1 | | 1 | | 1 | | 2 | | | | | | | | 5 | | 5 |
| Lustrabotas | 15 | | | | | | | | | | | | | | 15 | | 15 |
| Llaveros | 8 | 2 | 10 | 2 | 19 | 2 | 3 | 1 | | | 2 | | 8 | | 50 | 7 | 57 |
| Malleros | | | | | | | | | | | | | | | | | |
| Manicuraz | | 4 | | | | | | | | | | | | | | 4 | 4 |
| Máquinistas | 10 | | | | | | 1 | | 1 | | | | | | 12 | | 12 |
| Martilleros | 1 | | | | | | | | | | | | | | 1 | | 1 |
| Masajistas | 1 | | | | | | | | | | | | | | 1 | | 1 |
| Matrines | 12 | | | | 1 | | | | | | | | 1 | 2 | 14 | | 14 |
| Mayordomos | | 8 | | | | 2 | | | 1 | | 1 | | | | 14 | | 14 |
| Mayordomos | 39 | 2 | 28 | | 66 | | 18 | | 9 | | 10 | | 8 | | 168 | 2 | 170 |
| Mecánicos | 152 | | 13 | | 22 | | 7 | | 9 | | 4 | | 12 | | 219 | | 219 |
| Mecánicos dentales | | 2 | | | | | | | | | | | | | | 2 | 2 |
| Mecanógrafos | 1 | | | | | | | | 2 | | | | | | 3 | | 3 |
| Médicos | 12 | | | | 1 | 1 | | | 2 | | 1 | | 2 | | 18 | 1 | 19 |
| Mendigos | | | | | | 1 | | | | | | | | | 2 | | 2 |
| Mensajeros | 5 | 1 | 1 | | 2 | | 1 | | 1 | | 1 | | 1 | | 11 | 1 | 12 |
| Mercaderes | | 36 | | | | | | | | | | | | | | 36 | 36 |
| Militares | 83 | | 13 | | 2 | | | | 4 | | | | | | 102 | | 102 |
| Misioneros | 7 | | 2 | | | | 14 | | 13 | | 1 | | | | 37 | | 37 |
| Modistas | | 176 | | 3 | | 16 | | 4 | | 5 | | 3 | | 7 | 214 | | 214 |
| Modistas | 13 | | | | | | 1 | | | | | | 1 | | 15 | | 15 |
| Molinos | | 2 | | | | | | | | | | | | | | 2 | 2 |
| Moteros | | | | | | | | | | | | | | | | | |
| Movilizadores | 3 | | | | | | | | | | | | | | 3 | | 3 |
| Mozos | 199 | | 14 | | 19 | | 17 | | 1 | | 4 | | 7 | | 261 | | 261 |
| Muellistas | 44 | | 2 | | 2 | | 1 | | | | | | | | 49 | | 49 |
| Músicos | 25 | 2 | | | | | | | | | | | | | 25 | 2 | 27 |
| Niños | | 40 | | 5 | | 9 | | 5 | | 4 | | 7 | | 7 | 77 | | 77 |
| Notarios | 1 | | | | | | | | | | | | | | 1 | | 1 |
| Oficinistas | 521 | 112 | 16 | 3 | 31 | 5 | 12 | 4 | 22 | 5 | 6 | 4 | 20 | 3 | 628 | 136 | 764 |
| Operadores | | | | | | | | | | | | | | | 1 | | 1 |
| Ortopédicos | 1 | | | | | | 1 | | | | | | | | 2 | | 2 |
| Orfebres | 2 | 13 | | 1 | 2 | 26 | | 8 | | 1 | | | | | 4 | 49 | 53 |
| Panaderos | 97 | | 9 | | 19 | | 1 | 2 | 4 | | | | 3 | 1 | 133 | 3 | 136 |
| Panteceros | | | | | 1 | | | | | | | | | | 1 | | 1 |
| Pasteleros | 39 | 2 | | | | | | | | | | | | | 39 | 2 | 41 |
| Peleteros | 1 | | | | | | | | | | | | | | 1 | | 1 |
| Peluqueros | 50 | 6 | 1 | | 7 | | 1 | | 1 | 1 | 1 | 1 | 1 | 62 | 8 | 70 | |
| Periodistas | 4 | | | | | | | | | | | | | | 4 | | 4 |
| Pescadores | 2 | | | | | | | | 22 | 12 | 12 | 2 | 4 | | 40 | 14 | 54 |
| Pintores | 29 | | 1 | | 2 | | 1 | | 1 | | | | 2 | | 36 | | 36 |
| Picadores de leña | 2 | | | | | | | | | | | | | | 2 | | 2 |
| Plomeros | 1 | | | | | | | | | | | | | | 1 | | 1 |
| Porteros | 9 | 2 | | | | | | | 1 | | | | | | 10 | 2 | 12 |
| Practicantes | 14 | 10 | 2 | | 5 | | 2 | | 3 | 1 | 2 | 1 | 1 | | 29 | 12 | 41 |
| Prensistas | 1 | | | | | | | | | | | | | | 1 | | 1 |
| Profesores | 51 | 128 | 4 | 8 | 4 | 20 | 2 | 11 | 6 | 14 | 2 | 9 | 5 | 12 | 74 | 202 | 276 |
| Químicos | | | | | | | | | | | | | | | 1 | | 1 |
| Recaudadores | | | | | | | | | | | | | | | 1 | | 1 |
| Regadores | | | | | 7 | | 2 | | | | | | | | 9 | | 9 |
| Rejeros | 7 | | | | | | | | | | | | | | 9 | | 9 |
| Religiosos | 3 | 28 | | | | 1 | | | | | | | | | 3 | 29 | 32 |
| Repartidores | 16 | | 2 | | 1 | | | | | | | | | | 19 | | 19 |
| Rematistas | 39 | 46 | 4 | 4 | 7 | 9 | | 9 | 1 | 2 | 5 | 10 | 8 | 14 | 64 | 94 | 158 |
| Remachadores | 1 | | | | | | | | | | | | | | 1 | | 1 |
| Reos | | | | | | | | | 10 | | | | | | 10 | | 10 |
| Repujadores | 1 | | | | | | | | | | | | | | 1 | | 1 |
| Retorcedores | 1 | | | | | | | | | | | | | | 1 | | 1 |
| Ripadores | 1 | | | | | | | | | | | | | | 1 | | 1 |
| Sacerdotes | 8 | | 1 | | 1 | | 1 | | 1 | | | | 3 | | 15 | | 15 |
| Sastres | 34 | | | | 1 | | 1 | | | | | | | | 34 | | 36 |
| Soldadores | 1 | | | | | | | | | | | | | | 1 | | 1 |
| Sombrereros | 3 | 5 | | | 1 | 2 | 1 | | 1 | 4 | | 20 | | 3 | 54 | | 40 |
| Suplementeros | 2 | | | | | | | | | | | | | | 2 | | 2 |
| Serenos | 3 | | | | | | | | | | | | | | 3 | | 3 |
| Talabarteros | 47 | | | | 10 | | 3 | | 2 | | 2 | | 8 | | 72 | | 72 |
| Talladores | 1 | | 1 | | | | | | | | | | | | 2 | | 2 |
| Tapiceros | 8 | | | | | | | | | | | | | | 8 | | 8 |
| Técnicos | 7 | | | | | | | | | | | 1 | 1 | 1 | 8 | 2 | 10 |
| Tecleros | 1 | 11 | | | | 5 | | 2 | | | 4 | | 19 | | 20 | | 61 |
| Telefonistas | 1 | 5 | | 1 | | | | | | | | | | | 1 | | 7 |
| Telegrafistas | 1 | 11 | | 1 | | 2 | | | | | | 1 | | 1 | 1 | | 17 |
| Tintoreros | | 1 | | | | | | | | | | | | | | 1 | 2 |
| Tipógrafos | 14 | | | | | | | | 1 | | | | | | 15 | | 15 |
| Toncleros | 21 | | 4 | | | | | | | | | | | | 25 | | 25 |
| Topógrafos | 1 | | | | | | | | | | | | | | 1 | | 1 |
| Turneros | 1 | | 1 | | | | | | | | | | | | 2 | | 3 |
| Trenzadores | 2 | | | | 1 | | | | | | | | | | 3 | | 3 |
| Turistas | 1 | | | | | | | | | | | | | | 1 | | 1 |
| Vendedores | 26 | 7 | | | 4 | 4 | | | 1 | | | | 1 | | 32 | 12 | 44 |
| Veterinarios | 2 | | | | | | | | | | | | | | 2 | | 2 |
| Vincultores | 4 | | | | | | | | | | 1 | | | | 5 | | 7 |
| Vinateros | 167 | 3 | 30 | | 9 | | 7 | | | | | | 1 | | 214 | | 214 |
| Vulcanizadores | 3 | | 2 | | | | | | | | | | | | 5 | | 8 |
| Zapateros | 204 | 3 | 1 | | 14 | | 6 | | 15 | | 8 | | 9 | | 257 | 3 | 260 |
| Totales | 17.034 | 18.236 | 4.682 | 3.835 | 7.671 | 6.921 | 2.981 | 2.903 | 3.185 | 3.096 | 1.947 | 2.178 | 3.341 | 3.175 | 40.841 | 40.344 | 81.185 |

PROVINCIA DE TALCA.—OCUPACIONES POR SEXO Y COMUNAS

| OCUPACIONES | TALCA | | SAN CLEMENTE | | PELARCO | | RÍO CLARO | | PENCAHUÉ | | MAULE | | MOLINA | | VALDIVIA DE LONTUÉ | | CUREPTO | | PROVINCIA DE TALCA | | |
|--------------------------|-------|-------|--------------|-------|---------|-------|-----------|-------|----------|-------|-------|-------|--------|-------|--------------------|-------|---------|-------|--------------------|--------|--------|
| | H. | M. | H. | M. | H. | M. | H. | M. | H. | M. | H. | M. | H. | M. | H. | M. | H. | M. | H. | M. | Total |
| Sin especificar ... | 7.049 | 18975 | 2.473 | 5.549 | 2.163 | 4.416 | 1.500 | 3.030 | 1.387 | 3.140 | 1.755 | 4.200 | 3.253 | 8.120 | 1.866 | 4.466 | 2.288 | 5.435 | 23.734 | 57.330 | 89.064 |
| Abogados..... | 41 | 1 | — | — | 1 | 2 | — | — | — | — | — | — | 3 | 1 | — | — | 1 | — | 46 | 2 | 48 |
| Adivinos..... | — | 1 | — | — | — | — | — | — | — | — | — | — | — | — | — | — | 1 | — | 4 | 1 | 5 |
| Administradores..... | 86 | 6 | 50 | 1 | 35 | 27 | — | — | 41 | 63 | 71 | 1 | 30 | 49 | 3 | 452 | 11 | 463 | — | — | — |
| Agricultores..... | 486 | 32 | 355 | 11 | 570 | 17 | 158 | 4 | 504 | 21 | 645 | 25 | 538 | 13 | 784 | 33 | 1.196 | 79 | 5.136 | 235 | 5.371 |
| Agrónomos..... | 12 | 2 | — | — | — | — | — | — | — | 1 | — | — | 6 | — | — | — | — | — | 21 | 2 | 23 |
| Albañiles..... | 326 | — | 47 | — | 38 | 20 | — | — | 19 | 36 | — | — | 84 | 17 | 16 | 603 | — | 28 | — | 603 | |
| Alarifes..... | 15 | — | — | — | 2 | — | — | — | — | — | — | — | 11 | — | — | — | — | 9 | — | 8 | |
| Alfareros..... | 1 | 6 | 3 | — | — | — | — | — | 1 | — | — | — | — | — | — | — | — | 2 | — | 17 | |
| Amasadores..... | 1 | — | 2 | — | 1 | — | — | — | — | 1 | — | — | — | — | — | — | — | 6 | — | 6 | |
| Amasaderos..... | 1 | 8 | — | — | 1 | 4 | — | — | 7 | — | 2 | — | — | 6 | — | — | — | 3 | — | 51 | |
| Aparceros..... | 1 | 91 | — | — | — | — | — | — | 1 | — | — | — | — | — | — | — | — | 2 | — | 2 | |
| Aparadores..... | 2 | — | — | — | — | — | — | — | 2 | — | — | — | — | — | — | — | — | — | — | 93 | |
| Apicultores..... | 2 | — | — | — | — | — | — | — | — | — | — | — | — | — | — | — | — | — | 4 | — | |
| Apilanchadores..... | 2 | — | — | — | — | — | — | — | — | — | — | — | — | — | — | — | — | — | — | 4 | |
| Armadores..... | 2 | — | — | — | — | — | — | — | — | — | — | — | — | — | — | — | — | — | — | 2 | |
| Arquitectos..... | 12 | — | 1 | — | 23 | 10 | — | — | 78 | 1 | 13 | — | 2 | 1 | 53 | — | 22 | — | 16 | — | |
| Arrieros..... | 4 | — | 9 | — | — | — | — | — | — | 1 | 1 | — | — | — | — | — | — | — | 3 | — | |
| Artistas escultores..... | 2 | — | — | — | — | — | — | — | — | — | — | — | — | — | — | — | — | — | 2 | — | |
| Artistas teatro..... | — | — | 1 | — | — | — | — | — | — | — | — | — | — | — | — | — | — | — | — | — | |
| Artistas radio..... | — | — | — | — | — | — | — | — | — | — | — | — | — | — | — | — | — | — | — | — | |
| Artistas circo..... | 9 | 4 | — | — | 1 | — | — | — | 1 | — | — | — | — | — | — | — | — | — | 5 | — | |
| Artistas otros..... | 2 | — | 20 | — | — | — | — | — | — | — | — | — | — | — | — | — | — | — | 9 | — | |
| Averiguadores..... | 22 | — | 1 | — | 1 | — | — | — | — | 3 | — | — | — | — | — | — | — | — | 25 | — | |
| Aurigas..... | 110 | 31 | 3 | 1 | 4 | — | — | — | 2 | 1 | 9 | 2 | 14 | 5 | 6 | — | 6 | 2 | 153 | 42 | |
| Auxiliares..... | 1 | — | — | — | — | — | — | — | — | — | — | — | — | — | — | — | — | — | 1 | — | |
| Avicultores..... | 2 | 3 | — | — | — | 1 | — | — | — | 1 | — | — | — | — | 5 | — | — | — | 8 | 5 | |
| Avicultores..... | — | — | — | — | — | — | — | — | — | — | — | — | — | — | — | — | — | — | — | — | |
| Bailarines..... | 1 | — | — | — | — | — | — | — | — | — | — | — | — | — | — | — | — | — | 1 | — | |
| Baldoseros..... | 8 | — | — | — | — | — | — | — | — | 2 | — | — | 2 | — | 1 | — | — | — | 13 | — | |
| Balseros..... | — | — | 1 | — | — | — | — | — | — | — | — | — | — | — | — | — | — | — | 12 | — | |
| Barnizadores..... | 10 | — | — | — | — | — | — | — | — | — | — | — | 10 | — | — | — | — | — | 11 | — | |
| Barredores..... | 7 | 4 | — | — | — | — | — | — | — | — | — | — | — | — | — | — | — | — | 7 | 4 | |
| Barreteros..... | — | — | — | — | — | — | — | — | — | 2 | — | — | — | — | — | — | — | — | 2 | — | |
| Bordadoras..... | — | 37 | — | 1 | — | 2 | — | — | — | — | — | — | — | — | — | — | — | — | — | — | |
| Boxeadores..... | 1 | — | — | — | — | — | — | — | — | — | — | — | — | — | — | — | — | — | 1 | — | |
| Bronceos..... | 7 | — | — | — | — | — | — | — | — | — | — | — | — | — | — | — | — | — | 7 | — | |
| Cajistas..... | — | — | — | — | — | — | — | — | — | — | — | — | — | — | — | — | — | — | 1 | — | |
| Caldereros..... | 8 | — | 1 | — | — | — | — | — | — | — | — | — | 1 | — | — | — | — | — | 13 | — | |
| Camarceros..... | — | 2 | — | — | — | — | — | — | — | — | — | — | — | — | — | — | — | — | 10 | — | |
| Camineros..... | 45 | 39 | — | — | 3 | 2 | — | — | 7 | 3 | — | — | — | — | — | — | — | — | 108 | — | |
| Canasteros..... | 4 | 1 | — | — | — | — | — | — | — | — | — | — | — | — | — | — | — | — | 9 | — | |
| Canteros..... | 4 | — | — | — | — | — | — | — | — | — | — | — | — | — | — | — | — | — | 5 | — | |
| Cantineros..... | 14 | 2 | — | — | — | — | — | — | — | — | — | — | 3 | — | — | — | — | — | 17 | — | |
| Carceleros..... | 31 | — | — | — | — | — | — | — | — | — | — | — | — | — | — | — | — | — | 40 | — | |
| Cardadores..... | 2 | — | — | — | — | — | — | — | — | — | — | — | — | — | — | — | — | — | 3 | — | |
| Cargadores..... | 12 | — | — | — | — | — | — | — | — | — | — | — | — | — | — | — | — | — | 16 | — | |
| Carabineros..... | 250 | 21 | 12 | — | 17 | — | — | — | 11 | 16 | — | — | 68 | 17 | 36 | — | — | — | 434 | — | |
| Carniceros..... | 10 | — | — | — | — | — | — | — | — | — | — | — | 5 | 2 | — | — | — | — | 20 | — | |
| Carpinteros..... | 470 | 53 | 38 | — | 27 | — | — | — | 36 | 44 | — | — | 127 | 43 | 26 | — | — | — | 864 | — | |
| Carroceros..... | 33 | 3 | — | — | 4 | — | — | — | 1 | 2 | — | — | 16 | 4 | — | — | — | — | 65 | — | |
| Carreteros..... | 129 | — | 2 | — | — | — | — | — | — | 2 | — | — | 3 | — | — | — | — | — | 136 | — | |
| Carteros..... | 3 | — | — | — | — | — | — | — | — | — | — | — | — | — | — | — | — | — | 6 | — | |
| Cartógrafos..... | 1 | — | — | — | — | — | — | — | — | — | — | — | — | — | — | — | — | — | 2 | — | |
| Cazadores..... | 1 | — | — | — | — | — | — | — | — | — | — | — | — | — | — | — | — | — | 1 | — | |
| Cerajeros..... | 6 | — | — | — | — | — | — | — | — | — | — | — | — | — | — | — | — | — | 10 | — | |
| Cesteros..... | 17 | — | — | — | — | — | — | — | — | — | — | — | — | — | — | — | — | — | 29 | — | |
| Cigarreros..... | — | 2 | — | — | — | — | — | — | — | — | — | — | — | — | — | — | — | — | — | — | |
| Cinceladores..... | — | — | — | — | — | — | — | — | — | — | — | — | — | — | — | — | — | — | 1 | — | |
| Cobradores..... | 19 | — | — | — | — | — | — | — | — | — | — | — | — | — | — | — | — | — | 22 | — | |
| Cocineros..... | 18 | 433 | 2 | 42 | 2 | 37 | — | — | 20 | 44 | — | — | 1 | 119 | 2 | 44 | 1 | 61 | 32 | 864 | |
| Colchoneros..... | 2 | — | — | — | — | — | — | — | — | — | — | — | — | — | — | — | — | — | 2 | — | |
| Comisionistas..... | 37 | — | — | — | — | — | — | — | — | — | — | — | — | — | — | — | — | — | 38 | — | |
| Concretos..... | — | — | — | — | — | — | — | — | — | — | — | — | — | — | — | — | — | — | 5 | — | |
| Confiteros..... | 5 | — | — | — | — | — | — | — | — | — | — | — | — | — | — | — | — | — | 5 | — | |
| Conscriptos..... | 153 | 3 | — | — | — | — | — | — | — | — | — | — | — | — | — | — | — | — | 153 | — | |
| Constructores..... | 100 | — | — | — | — | — | — | — | — | — | — | — | — | — | — | — | — | — | 143 | — | |
| Contadores..... | 106 | 17 | — | — | — | — | — | — | — | — | — | — | — | — | — | — | — | — | 128 | — | |
| Coperos..... | 2 | — | — | — | — | — | — | — | — | — | — | — | — | — | — | — | — | — | 5 | — | |
| Cortadores..... | 43 | — | — | — | — | — | — | — | — | — | — | — | — | — | — | — | — | — | 44 | — | |
| Corteros..... | 2 | — | — | — | — | — | — | — | — | — | — | — | — | — | — | — | — | — | 2 | — | |
| Corredores comere..... | 3 | — | — | — | — | — | — | — | — | — | — | — | — | — | — | — | — | — | 5 | — | |
| Costureras..... | — | 688 | — | 33 | — | 42 | — | — | 10 | 44 | — | — | 31 | 72 | — | 27 | — | 84 | — | 1.031 | |
| Comerciantes..... | 1.459 | 587 | 80 | 40 | 46 | 12 | 30 | — | 19 | | | | | | | | | | | | |

| Ocupaciones | TALCA | | SAN CLEMENTE | | PELARCO | | RÍO CLARO | | PENCAHUE | | MAULE | | MOLINA | | VALDIVIA DE LONTUE | | CUREPTO | | PROVINCIA DE TALCA | | |
|-----------------------|-------|-------|--------------|-----|---------|-----|-----------|-----|----------|-----|-------|-----|--------|-------|--------------------|-----|---------|-----|--------------------|-------|--------|
| | H. | M. | H. | M. | H. | M. | H. | M. | H. | M. | H. | M. | H. | M. | H. | M. | H. | M. | H. | M. | Total |
| Domésticos | — | 1,812 | — | 160 | — | 105 | — | 101 | — | 77 | — | 174 | — | 382 | 1 | 81 | 41 | 200 | 42 | 5,092 | 5,134 |
| Dunkeros | 2 | — | — | — | 1 | — | — | — | — | — | — | — | — | — | — | — | — | — | 5 | — | 3 |
| Ebanistas | 6 | — | — | — | — | — | — | — | — | — | — | — | — | — | 1 | — | — | — | 7 | — | 7 |
| Electricistas | 65 | — | 1 | — | 1 | — | 1 | — | — | — | 2 | — | 11 | — | 3 | — | — | — | 84 | — | 84 |
| Embaldosadores | 1 | — | — | — | — | — | — | — | — | — | — | — | — | — | — | — | — | — | 5 | — | 6 |
| Embotelladores | 2 | — | — | — | — | — | — | — | — | — | — | — | 1 | 3 | — | — | — | — | 3 | — | 3 |
| Empaquetadores | 1 | 3 | — | — | — | — | — | — | — | — | — | — | — | — | — | — | — | — | 1 | — | 4 |
| Empaquetadores | 1 | — | — | — | — | — | — | — | 1 | — | — | — | — | — | — | — | — | — | 2 | — | 2 |
| Empaquetadores | 8 | 12 | — | — | — | — | — | — | — | — | — | — | — | — | — | — | — | — | 8 | 12 | 20 |
| Encuadernadores | 5 | — | — | — | 1 | — | — | — | — | — | — | — | — | — | — | — | — | — | 7 | — | 7 |
| Encuadernadores | 4 | — | — | — | — | — | — | — | — | — | — | — | — | — | — | — | — | — | 4 | — | 4 |
| Encuadernadores | — | — | 1 | — | — | — | — | — | — | — | — | — | — | — | — | — | — | — | 1 | — | 1 |
| Enchufadores | — | — | — | — | — | — | — | — | — | — | — | — | — | — | — | — | — | — | 4 | — | 4 |
| Enfermeros | 3 | 60 | 3 | 1 | — | 1 | — | — | — | — | 1 | — | 2 | 9 | — | — | — | — | 11 | 61 | 72 |
| Enfermeros | 8 | — | 5 | — | — | — | — | — | — | — | — | — | 1 | — | — | — | — | — | 14 | — | 14 |
| Enfermeros | 1 | — | — | — | — | — | — | — | — | — | — | — | — | — | — | — | — | — | 1 | — | 1 |
| Enfermeros | 1 | — | — | — | — | — | — | — | — | — | — | — | — | — | — | — | — | — | 1 | — | 1 |
| Enfermeros | 1 | — | — | — | — | — | — | — | — | — | — | — | — | — | — | — | — | — | 1 | — | 1 |
| Enfermeros | 1 | — | — | — | — | — | — | — | — | — | — | — | — | — | — | — | — | — | 1 | — | 1 |
| Escritores | 7 | 1 | — | — | — | — | — | — | — | — | — | — | 2 | — | — | — | — | — | 10 | — | 11 |
| Escritores | 1 | — | — | — | — | — | — | — | — | — | — | — | 1 | — | — | — | — | — | 2 | — | 3 |
| Escritores | 3 | — | — | — | — | — | — | — | — | — | — | — | — | — | — | — | — | — | 3 | — | 3 |
| Estadísticos | 1 | — | — | — | — | — | — | — | — | — | — | — | — | — | — | — | — | — | 3 | — | 3 |
| Estadísticos | 112 | — | 7 | — | 1 | — | — | — | — | — | 1 | — | — | — | — | — | — | — | 139 | — | 139 |
| Estadísticos | 4,742 | 5,045 | 480 | 538 | 345 | 348 | 223 | 244 | 270 | 268 | 646 | 638 | 1,107 | 1,172 | 427 | 416 | 802 | 821 | 9,042 | 9,490 | 18,532 |
| Explotadores | 1 | — | — | — | — | — | — | — | — | — | — | — | — | — | — | — | — | — | 1 | — | 1 |
| Farmacéuticos | 8 | 13 | — | — | 1 | — | — | — | — | — | — | — | 1 | 4 | — | — | — | — | 10 | 17 | 27 |
| Fleteros | 9 | — | — | — | — | — | — | — | — | — | — | — | 1 | — | — | — | — | — | 10 | — | 10 |
| Floristas | 3 | — | — | — | — | — | — | — | — | — | — | — | — | — | — | — | — | — | 3 | — | 3 |
| Fogoneros | 43 | — | 1 | — | 1 | — | — | — | — | — | — | — | 4 | — | — | — | — | — | 50 | — | 50 |
| Fotógrafos | 19 | 3 | — | — | — | — | — | — | — | — | — | — | 2 | — | — | — | — | — | 22 | — | 24 |
| Fundidores | 39 | — | — | — | — | — | — | — | 1 | — | — | — | 1 | — | — | — | — | — | 41 | — | 41 |
| Ganaderos | 1 | — | — | — | — | — | — | — | — | — | — | — | — | — | — | — | — | — | 1 | — | 1 |
| Gasfiteros | 56 | — | — | — | 1 | — | — | — | — | — | 2 | — | — | — | — | — | — | — | 75 | — | 75 |
| Grabadores | 1 | — | — | — | — | — | — | — | — | — | — | — | — | — | — | — | — | — | 2 | — | 2 |
| Herreros | 74 | — | 13 | — | 9 | — | 10 | — | 6 | — | 13 | — | 31 | — | 19 | — | 11 | — | 186 | — | 186 |
| Hieladeros | 9 | — | — | — | — | — | — | — | — | — | — | — | — | — | — | — | — | — | 9 | — | 9 |
| Hilanderos | 12 | — | 2 | — | — | 2 | — | — | 1 | 9 | — | — | — | — | — | — | — | — | 2 | — | 55 |
| Hojalateros | 14 | — | 1 | — | — | — | 1 | — | — | — | — | — | 3 | — | — | — | — | — | 27 | — | 27 |
| Hortelanos | 27 | 12 | 5 | 3 | — | — | — | — | — | 21 | 7 | 6 | 12 | 1 | — | — | — | — | 54 | 43 | 97 |
| Horneros | 6 | — | — | — | — | — | — | — | — | — | — | — | 1 | — | — | — | — | — | 9 | — | 9 |
| Hoteleros | — | 2 | — | — | — | — | — | — | — | — | — | — | — | — | — | — | — | — | — | — | 4 |
| Impresores | 4 | — | — | — | 1 | — | — | — | — | — | — | — | — | — | — | — | — | — | 6 | — | 6 |
| Industriales | 124 | 17 | 1 | — | — | — | 1 | — | — | 1 | — | — | 9 | — | — | — | — | — | 144 | 17 | 161 |
| Ingenieros | 17 | — | 4 | — | — | — | — | — | — | — | — | — | 2 | — | — | — | — | — | 28 | — | 28 |
| Inspectores | 54 | 7 | 1 | — | — | — | — | — | — | — | — | — | 9 | — | 3 | — | — | — | 72 | 7 | 79 |
| Jarneros | 4 | — | 2 | — | — | — | — | — | 1 | — | — | — | 6 | — | — | — | — | — | 19 | — | 19 |
| Jardineros | 14 | — | 1 | — | 3 | — | 1 | — | — | — | — | — | 13 | — | — | — | — | — | 33 | — | 36 |
| Jinetes | 3 | — | — | — | — | — | — | — | — | — | — | — | — | — | — | — | — | — | 3 | — | 3 |
| Jornaleros | 4,961 | 783 | 3,802 | 114 | 2,602 | 55 | 2,089 | 24 | 1,885 | 47 | 2,594 | 145 | 4,418 | 292 | 2,444 | 58 | 1,901 | 38 | 26,696 | 1,536 | 28,232 |
| Joyeros | 6 | — | — | — | — | — | — | — | — | — | — | — | — | — | — | — | — | — | 6 | — | 6 |
| Jubilados | 245 | 23 | 8 | 2 | 2 | — | — | 2 | 1 | 3 | 1 | 6 | 24 | 7 | 2 | 1 | 7 | 5 | 299 | 40 | 339 |
| Jueces | 2 | — | — | — | — | — | — | — | — | — | — | — | 1 | — | — | — | — | — | 4 | — | 4 |
| Ladrilleros | 11 | — | 2 | — | — | — | — | 1 | — | — | — | — | 3 | — | — | — | — | — | 25 | — | 25 |
| Lancheros | — | — | — | — | — | — | — | — | — | — | — | — | 1 | — | — | — | — | — | 1 | — | 1 |
| Lavanderos | 404 | — | 26 | — | 13 | — | — | — | 6 | — | 17 | — | 21 | — | 99 | — | 24 | — | 50 | 646 | 646 |
| Lecheros | 19 | 2 | — | — | — | — | — | — | — | — | — | — | — | — | — | — | — | — | 30 | — | 30 |
| Leñadores | 1 | — | 19 | — | — | — | — | — | — | — | — | — | — | — | — | — | — | — | 22 | — | 22 |
| Libreros | — | — | — | — | — | — | — | — | — | — | — | — | — | — | — | — | — | — | 1 | — | 1 |
| Litotipistas | 2 | — | — | — | — | — | — | — | — | — | — | — | — | — | — | — | — | — | 2 | — | 2 |
| Lingügrafos | 2 | — | — | — | — | — | — | — | — | — | — | — | — | — | — | — | — | — | 2 | — | 2 |
| Lustrabotas | 34 | — | — | — | — | — | — | — | — | — | — | — | 3 | — | — | — | — | — | 37 | — | 37 |
| Llaveros | 10 | 21 | 15 | 2 | 11 | — | — | 10 | — | 1 | 2 | 3 | 1 | 27 | 1 | 11 | — | — | 90 | 28 | 118 |
| Manicureros | — | 3 | — | — | — | — | — | — | — | — | — | — | — | — | — | — | — | — | — | 3 | 3 |
| Maquinistas | 56 | — | — | — | — | — | — | — | — | — | — | — | 7 | — | — | — | — | — | 64 | — | 64 |
| Marinos | 5 | — | — | — | 1 | — | — | — | — | — | — | — | — | — | — | — | — | — | 8 | — | 8 |
| Martilleros | 6 | — | — | — | — | — | — | — | — | — | — | — | — | — | — | — | — | — | 6 | — | 6 |
| Masajistas | 2 | — | — | — | — | — | — | — | — | — | — | — | — | — | — | — | — | — | 2 | — | 2 |
| Matarifes | 23 | — | 1 | — | — | — | — | — | — | — | — | — | 2 | — | — | — | — | — | 27 | — | 27 |
| Matronas | — | 18 | — | 1 | — | — | — | — | — | — | — | — | — | — | — | — | — | — | — | — | 28 |
| Mayordomos | 65 | 5 | — | — | 59 | — | 30 | 1 | 17 | — | 38 | — | 57 | 5 | 19 | — | — | — | 293 | 7 | |

| OCUPACIONES | TALCA | | SAN CLEMENTE | | PELARCO | | RÍO CLARO | | PENCAHUE | | MAULE | | MOLINA | | VALDIVIA DE LONTUÉ | | CUREPTO | | PROVINCIA DE TALCA | | | |
|-------------------------|-------|-------|--------------|-------|---------|-------|-----------|-------|----------|-------|-------|-------|--------|-------|--------------------|-------|---------|-------|--------------------|--------|-------|--------|
| | H. | M. | H. | M. | H. | M. | H. | M. | H. | M. | H. | M. | H. | M. | H. | M. | H. | M. | H. | M. | Total | |
| Motoreros | 1 | | | | | | | | | | | | | | | | | | 2 | 1 | 2 | 3 |
| Motoristas | 2 | | | | | | 1 | | | | | | | | | | | | | 3 | | 3 |
| Movilizadores | | | | | | | | | | | | | 1 | | | | | | | 1 | | 1 |
| Moseros | 294 | | 44 | | 42 | | 22 | | 28 | | 33 | | 76 | | 54 | | 26 | 1 | 619 | 1 | | 620 |
| Mueblistas | 66 | | 2 | | 3 | | | | | | | | 8 | | 3 | | | | 83 | | | 83 |
| Músicos | 27 | 3 | | | | | | | | | | | 7 | | | | | | 34 | 3 | | 37 |
| Niñeras | | 71 | | 10 | | 10 | | 5 | | 3 | | 6 | | 32 | | 5 | | 9 | | | 151 | 151 |
| Niqueladores | 2 | | | | | | | | | | 2 | | | | | | | | | 4 | | 4 |
| Notarios | 1 | | | | | | | | | | | | | | | | | 1 | | 2 | | 2 |
| Novelistas | 1 | | | | | | | | | | | | | | | | | | | 1 | | 1 |
| Oficinistas | 851 | 257 | 33 | 6 | 7 | 2 | 8 | 2 | 11 | 1 | 12 | 7 | 124 | 32 | 7 | 2 | 42 | 12 | 1.095 | 321 | | 1.416 |
| Operadores | 4 | | | | | | | | | | | | 1 | | | | | | 5 | | | 5 |
| Ortopédicos | | | | | | | | | | | | | 1 | | | | | | 1 | | | 1 |
| Ordeñadores | 1 | 12 | | 11 | | 9 | | 24 | | | | 18 | | 4 | | 6 | | 7 | 1 | 91 | | 92 |
| Panaderos | 156 | | 9 | | 3 | | 2 | | 1 | 1 | | | 51 | | 6 | | 6 | | 234 | 1 | | 235 |
| Panteoneros | | | | | | | | | | | | | | | 1 | | | | 1 | | | 1 |
| Pasteleros | 17 | 3 | | | | | | | | | | | | 1 | | | | | 17 | 4 | | 21 |
| Peleteros | 1 | | | | | | | | | | | | | | | | | | 1 | | | 1 |
| Pelucoseros | 66 | 25 | 4 | 1 | 2 | | 1 | | | 1 | | | 19 | 2 | 3 | | 3 | | 99 | 28 | | 127 |
| Periodistas | 8 | | | | | | | | | | | | 2 | | | | | | 10 | | | 10 |
| Pescadores | 4 | | | | 1 | | | | 1 | | | | 1 | | | | 1 | | 9 | | | 9 |
| Picapedreros | | | | | | | 1 | | | | | | | | | | | | 1 | | | 1 |
| Pintores | 115 | | 6 | | 1 | | | | 2 | | 6 | | 15 | | 7 | | | | 151 | 1 | | 151 |
| Plateros | 1 | | | | | | | | | | | | | | | | | | 1 | | | 1 |
| Porteros | 19 | 2 | | | | | 1 | | | | 1 | | 6 | 2 | | | | 2 | 1 | 28 | 5 | 33 |
| Practicantes | 40 | 10 | 3 | 1 | 2 | | | | 1 | | 3 | | 6 | | 1 | | | 2 | 2 | 58 | 14 | 72 |
| Prensistas | 1 | | | | | | | | | | | | | | | | | | 1 | | | 1 |
| Prepar. caballos | 1 | | | | | | | | | | | | | | | | | | 1 | | | 1 |
| Profesores | 118 | 221 | 4 | 17 | 2 | 9 | | 11 | 4 | 9 | 9 | 21 | 17 | 56 | 5 | 13 | 6 | 32 | 165 | 390 | | 554 |
| Pulidores | 4 | | | | | | | | | | | | | | | | | | 4 | | | 4 |
| Químicos | 3 | | | | | | | | | | | | | | | | | | | 3 | | 3 |
| Recaudadores | | 4 | | | | | | | | | | | | | | | | | | | 4 | 4 |
| Recamadores | 1 | | | | | | | | | | | | | | | | | | 1 | | | 1 |
| Regadores | 6 | | 14 | | | | | | | | 5 | | 2 | | 1 | | | | 28 | | | 28 |
| Relojeros | 18 | | | | 1 | | | | | | | | 3 | | | | 1 | | 23 | | | 23 |
| Religiosos | 28 | 151 | | | | | | | | | | | | 6 | | | | 4 | 28 | 141 | | 169 |
| Repartidores | 55 | 5 | 1 | | 1 | | 2 | 2 | 1 | | 2 | | 8 | | 1 | | | | 67 | 5 | | 72 |
| Rentistas | 91 | 125 | 1 | 4 | 1 | | | | | | 3 | | 6 | 17 | 3 | 6 | 2 | 6 | 107 | 162 | | 269 |
| Reos | 6 | | | | 3 | | | | | | | | | | | | | | 9 | | | 9 |
| Sacerdotes | 30 | | 1 | | 2 | | 2 | | 1 | | 4 | | 5 | | | | 1 | | 46 | | | 46 |
| Sastres | 92 | | | | | | | | | | | | 4 | | 1 | | 1 | | 98 | | | 98 |
| Sepultureros | | | | | | | | | | | | | 1 | | | | | | 1 | | | 1 |
| Soldadores | 2 | | | | | | | | | | 1 | | | | | | | | 3 | | | 3 |
| Sombreros | 6 | 15 | | | | | | | | | | | 1 | 2 | 4 | | | | 11 | 18 | | 29 |
| Suplementeros | 18 | | | | | | | | | | | | | | | | | | 18 | | | 18 |
| Serenos | 21 | | 1 | | | | | | | | 3 | | 6 | | | | | | 31 | | | 31 |
| Talabarteros | 42 | | 5 | | 3 | | 5 | | 4 | | 2 | | 16 | | 2 | | 6 | | 85 | | | 85 |
| Tapiceros | 12 | | | | | | | | | | | | | | | | 1 | | 13 | | | 13 |
| Tanjadores | | | | | 1 | | | | | | 1 | | | | | | | | 2 | | | 2 |
| Técnicos | 32 | 2 | | | | | | | | | | | 5 | | | | | | 37 | | | 39 |
| Tejedores | 2 | 32 | | 4 | | 7 | | 1 | | 23 | | 6 | 1 | 5 | 1 | 4 | | 51 | 4 | 133 | | 137 |
| Tenedores libros | 4 | | | | | | | | | | 1 | | 1 | | | | | | 2 | | | 2 |
| Telefonistas | 4 | 9 | | 2 | | | | | | | 1 | | 3 | 1 | 1 | | | | 6 | | 16 | 22 |
| Telegrafistas | 7 | 18 | | | | | | | | | | | | 6 | | | 1 | | 7 | 26 | | 33 |
| Tintoreros | 1 | | | | | | | | | | | | | | | | | | 1 | | | 1 |
| Tipógrafos | 19 | | | | | | 1 | | 1 | | 5 | | 2 | | | | | | 21 | | | 21 |
| Toneleros | 39 | | | | | | 1 | | 1 | | 5 | | 164 | | 5 | | | | 216 | | | 216 |
| Topógrafos | | | 1 | | | | | | | | | | | | | | | | 2 | | | 2 |
| Torneros | 14 | | | | | | | | 1 | | 1 | | | | | | | | 16 | | | 16 |
| Trenzadores | 2 | | | | | | | | | | | | | | | | | | 2 | | | 2 |
| Turistas | 1 | | | | | | | | | | | | | | | | | | 1 | | | 1 |
| Vendedores | 55 | 21 | | 1 | | | | | | | | | 2 | | 1 | 1 | 1 | 1 | 59 | 24 | | 83 |
| Veterinarios | 3 | | | | | | 1 | | | | | | | | | | | | 4 | | | 4 |
| Vidrieros | 3 | | | | | | | | | | | | | | | | | | 3 | | | 3 |
| Vinicultores | 1 | | 6 | | | | 1 | | 1 | | | | 22 | | 2 | | 1 | | 34 | | | 34 |
| Vinateros | 5 | 12 | 5 | | 3 | | 8 | | 1 | | 3 | | 252 | 16 | 87 | | | | 364 | 28 | | 392 |
| Visitad. sociales | | 5 | | | | | | | | | | | | | | | | | 1 | | 6 | 6 |
| Vulcanizadores | 5 | | | | | | | | | | | | | | | | | | 5 | | | 5 |
| Zapateros | 390 | | 13 | | 4 | | 5 | | 7 | | 7 | | 60 | | 16 | | 20 | | 522 | | | 522 |
| Totales | 26027 | 30708 | 7.861 | 6.617 | 6.107 | 5.064 | 4.259 | 3.522 | 4.414 | 3.760 | 6.131 | 5.419 | 11461 | 10688 | 6.109 | 5.250 | 6.674 | 7.040 | 79.053 | 78.088 | | 157141 |

PROVINCIA DE MAULE.—OCUPACIONES POR SEXO Y COMUNAS

| OCUPACIONES | CONSTITUCIÓN | | EMPEDRADO | | CHANCO | | CAUQUENES | | PROVINCIA DE MAULE | | |
|---------------------------|--------------|-------|-----------|-------|--------|-------|-----------|--------|--------------------|---------|--------|
| | H. | M. | H. | M. | H. | M. | H. | M. | Hombres | Mujeres | Total |
| Sin especificar | 2.805 | 6.794 | 1.591 | 3.568 | 1.884 | 4.444 | 5.305 | 15.051 | 11.583 | 27.857 | 39.420 |
| Abogados | 2 | — | — | — | 2 | — | 6 | — | 10 | — | 10 |
| Adivinos | 5 | — | — | — | — | — | — | — | 5 | — | 5 |
| Administradores | 53 | 1 | 31 | — | 72 | 3 | 142 | 7 | 298 | 11 | 309 |
| Agricultores | 881 | 51 | 725 | 28 | 1.191 | 74 | 1.619 | 95 | 4.416 | 248 | 4.664 |
| Agrónomos | 1 | — | 1 | — | 1 | — | 2 | — | 5 | — | 5 |
| Albañiles | 63 | — | 17 | — | 14 | — | 223 | — | 317 | — | 317 |
| Alarifes | 2 | — | — | — | — | — | 3 | — | 5 | — | 5 |
| Alfareros | 1 | — | — | 2 | — | 2 | — | 2 | 22 | 6 | 28 |
| Amasanderas | 1 | 7 | — | 1 | — | 3 | — | 3 | 1 | 14 | 15 |
| Aparadores | — | 1 | — | — | — | — | — | 1 | 5 | 6 | 7 |
| Apicultores | — | 1 | — | — | — | — | 2 | — | 2 | — | 2 |
| Armadores | 1 | — | — | — | — | — | — | — | 1 | — | 1 |
| Armeros | 1 | — | — | — | — | — | — | — | 1 | — | 1 |
| Arquitectos | 1 | — | — | — | — | — | 8 | — | 9 | — | 9 |
| Arrieros | 8 | — | 11 | 1 | 7 | 1 | 21 | — | 47 | 2 | 49 |
| Artistas teatro | — | — | — | — | — | — | 12 | 6 | 12 | 6 | 18 |
| Artistas otros | 1 | — | — | 2 | — | — | 1 | — | 2 | 2 | 4 |
| Arqueólogos | 1 | — | — | — | — | — | — | — | 1 | — | 1 |
| Aserradores | 16 | — | 13 | — | 2 | 2 | — | — | 31 | 2 | 33 |
| Aurigas | 1 | — | — | — | — | — | 5 | — | 6 | — | 6 |
| Auxiliares | 17 | 10 | 2 | — | 3 | 1 | 13 | 10 | 35 | 21 | 56 |
| Aviadores | 1 | — | — | — | — | — | — | — | 1 | — | 1 |
| Avicultores | — | 1 | 1 | — | — | — | — | — | 1 | 1 | 2 |
| Baldoseros | 3 | — | — | — | — | — | — | — | 3 | — | 3 |
| Barnizadores | 2 | — | — | — | — | — | 1 | — | 3 | — | 3 |
| Barberos | — | — | — | — | — | — | 5 | — | 5 | — | 5 |
| Biseladores | 2 | — | — | — | — | — | 1 | — | 3 | — | 3 |
| Bordadores | — | 20 | — | — | — | 1 | — | 12 | — | 33 | 33 |
| Bronceros | — | — | — | — | — | — | 1 | — | 1 | — | 1 |
| Calafates | 1 | — | — | — | — | — | — | — | 1 | — | 1 |
| Caldereros | 2 | — | — | — | — | — | — | — | 2 | — | 2 |
| Camineros | — | — | — | — | 1 | — | — | — | 1 | — | 1 |
| Canteros | 3 | — | — | — | 2 | — | — | — | 10 | — | 15 |
| Cantineros | 1 | — | — | — | — | — | — | — | 1 | — | 1 |
| Carceros | — | — | — | — | 7 | — | — | — | 13 | — | 20 |
| Caridadores | 3 | — | — | — | — | — | — | — | 4 | — | 4 |
| Carigadores | 2 | — | — | — | — | — | — | — | 3 | — | 3 |
| Carabineros | 79 | — | 9 | — | 48 | — | 104 | — | 240 | — | 240 |
| Carniceros | 13 | — | — | — | 1 | — | 4 | — | 18 | — | 18 |
| Carpinteros | 185 | — | 10 | — | 58 | — | 256 | — | 509 | — | 509 |
| Carroceros | 1 | — | 1 | — | 1 | — | — | — | 6 | — | 6 |
| Carreteros | 18 | — | — | — | — | — | 42 | — | 60 | — | 60 |
| Carteros | 2 | — | — | — | — | — | 1 | — | 3 | — | 3 |
| Cerrajeros | — | — | — | — | — | — | 1 | — | 1 | — | 1 |
| Cesteros | 1 | 37 | 2 | — | — | — | 14 | 3 | 17 | 40 | 57 |
| Cigarreros | — | — | — | — | — | — | — | 1 | 1 | — | 1 |
| Coladores | — | 120 | 16 | 28 | — | 65 | — | 244 | 19 | 457 | 476 |
| Colchoneros | — | — | — | — | — | — | 3 | — | 1 | — | 1 |
| Comisionistas | 1 | — | — | — | — | — | 3 | — | 4 | — | 4 |
| Concretistas | — | — | — | — | — | — | 1 | — | 1 | — | 1 |
| Confiteros | 1 | — | — | — | — | — | — | — | 1 | — | 1 |
| Conscriptos | 1 | — | 1 | — | 1 | — | 60 | — | 63 | — | 63 |
| Constructores | 17 | 1 | 1 | — | 2 | — | 60 | — | 80 | 1 | 81 |
| Contadores | 9 | 5 | — | — | 2 | 1 | 15 | 5 | 26 | 11 | 37 |
| Cortadores | 2 | — | — | — | — | — | 2 | — | 4 | — | 4 |
| Corredores comercio | 1 | — | — | — | — | — | 2 | — | 3 | — | 3 |
| Costureras | — | 88 | — | 8 | — | 26 | — | 180 | — | 302 | 302 |
| Comerciantes | 198 | 147 | 35 | 13 | 68 | 55 | 304 | 146 | 605 | 361 | 966 |
| Cuidadores | 6 | 19 | 2 | 1 | 3 | — | 5 | 11 | 16 | 31 | 47 |
| Cartidores | — | — | — | — | — | — | 1 | — | 1 | — | 1 |
| Champaneros | 1 | 1 | — | 6 | — | 1 | 1 | 28 | 2 | 36 | 38 |
| Choferes | 19 | — | 1 | — | 5 | — | 59 | — | 84 | — | 84 |
| Dactilógrafos | — | — | — | — | — | 1 | 5 | 1 | 5 | 2 | 7 |
| Deportistas | — | — | — | — | — | — | 1 | — | 1 | — | 1 |
| Dentistas | 1 | — | — | — | 1 | 1 | 2 | 1 | 4 | — | 6 |
| Desocupados | 28 | — | 2 | — | 2 | 3 | 31 | — | 63 | 16 | 79 |
| Detectives | 2 | — | — | — | — | — | 4 | 13 | 7 | — | 7 |
| Dibujantes | — | — | — | — | — | — | 2 | — | 2 | — | 2 |
| Diplomáticos | — | — | — | — | — | — | 1 | — | 1 | — | 1 |
| Domésticos | 40 | 344 | 3 | 86 | 25 | 167 | 114 | 531 | 182 | 1.128 | 1.310 |
| Doradores | 4 | — | — | — | 3 | — | — | — | 7 | — | 7 |
| Ebanistas | — | — | — | — | — | — | 2 | — | 2 | — | 2 |
| Electricistas | 9 | — | — | — | — | — | 24 | — | 33 | — | 33 |
| Embaladores | — | — | — | — | — | — | 1 | — | 1 | — | 1 |
| Emulsadores | — | — | — | — | — | — | 8 | — | 8 | — | 8 |
| Empastadores | 2 | — | — | — | — | — | — | — | 2 | — | 2 |
| Empaquetadores | — | — | — | — | — | — | 6 | — | 6 | — | 6 |
| Enceradores | 2 | — | — | — | — | — | 1 | — | 3 | — | 3 |
| Enfermeros | — | 4 | — | 1 | 1 | 2 | — | 11 | 6 | 18 | 24 |
| Enfiteciarios | — | — | — | — | — | — | 5 | — | 5 | — | 5 |
| Enjuicadores | 1 | — | — | — | — | — | 2 | — | 3 | — | 3 |
| Enrioladores | 1 | — | — | — | — | — | 3 | — | 4 | — | 4 |

| OCUPACIONES | CONSTITUCIÓN | | EMPEDRADO | | CIBANCO | | CAUQUENES | | PROVINCIA DE MAULE | | |
|--------------------------|--------------|-------|-----------|-----|---------|-----|-----------|-------|--------------------|---------|-------|
| | H. | M. | H. | M. | H. | M. | H. | M. | Hombres | Mujeres | Total |
| Escenógrafos | 2 | — | — | — | — | — | — | — | 2 | — | 2 |
| Escribientes | 1 | — | — | — | 1 | — | 9 | 3 | 11 | 3 | 14 |
| Esmaltaadores | 4 | — | — | — | — | — | — | — | 4 | — | 4 |
| Estadísticos | 7 | — | — | — | 1 | — | — | 2 | 1 | 2 | 3 |
| Estibadores | — | — | — | — | — | — | — | — | 7 | — | 7 |
| Estucadores | 16 | — | — | — | — | — | 54 | — | 70 | — | 70 |
| Estudiantes | 1.235 | 1.257 | 408 | 372 | 670 | 623 | 1.909 | 2.032 | 4.222 | 4.284 | 8.506 |
| | | | | | | | | | | | |
| Farmacéuticos | 1 | 4 | — | — | 1 | — | 5 | 2 | 7 | 6 | 13 |
| Fleteros | 26 | — | — | — | — | — | 8 | — | 34 | — | 34 |
| Floristas | — | — | — | — | — | — | — | 1 | — | 1 | 1 |
| Fogoneros | 1 | — | — | — | — | — | 17 | — | 18 | — | 18 |
| Fotografadores | 1 | — | — | — | — | — | 3 | — | 4 | — | 4 |
| Fotógrafos | 5 | 1 | — | — | — | — | 3 | — | 8 | 1 | 9 |
| Fundidores | — | — | — | — | — | — | 2 | — | 2 | — | 2 |
| | | | | | | | | | | | |
| Ganaderos | — | — | — | — | — | — | 1 | — | 1 | — | 1 |
| Gasiferos | 4 | — | — | — | 4 | — | 3 | — | 11 | — | 11 |
| | | | | | | | | | | | |
| Herreros | 10 | — | 4 | — | 9 | — | 18 | — | 41 | — | 41 |
| Hilanderos | — | 1 | — | 3 | — | 1 | 4 | 45 | 4 | 50 | 54 |
| Hojalateros | 1 | — | — | — | 2 | — | 12 | — | 15 | — | 15 |
| Hortelanos | 1 | — | — | — | — | 3 | 4 | 3 | 5 | 6 | 11 |
| Horneros | 1 | — | — | — | — | — | — | — | 1 | — | 1 |
| | | | | | | | | | | | |
| Impresores | 1 | — | — | — | 1 | — | 7 | — | 9 | — | 9 |
| Industriales | 17 | 1 | 1 | — | 1 | — | 18 | 1 | 37 | 2 | 39 |
| Ingenieros | 3 | — | — | — | — | — | 14 | — | 17 | — | 17 |
| Inspectores | 3 | — | 1 | — | 2 | — | 9 | — | 15 | — | 15 |
| | | | | | | | | | | | |
| Jarceros | 1 | — | — | — | 1 | — | 11 | — | 13 | — | 13 |
| Jardineros | 5 | — | — | — | 1 | — | 12 | — | 16 | — | 16 |
| Jornaleros | 1.951 | 81 | 1.355 | 37 | 1.096 | 50 | 4.326 | 87 | 6.726 | 255 | 8.983 |
| Joyereros | — | — | — | — | — | — | 2 | — | 2 | — | 2 |
| Jubilados | 28 | 13 | 2 | 1 | 2 | 4 | 59 | 20 | 91 | 38 | 129 |
| | | | | | | | | | | | |
| Ladrilleros | 4 | — | 1 | — | — | — | 11 | — | 16 | — | 16 |
| Lancheros | 7 | — | 4 | — | — | — | — | 11 | — | 11 | |
| Lavanderos | 1 | 96 | 4 | 15 | — | 32 | — | 126 | — | 269 | 270 |
| Lecheros | 6 | — | — | — | — | — | 4 | — | 10 | — | 10 |
| Leñadores | 10 | — | — | — | — | — | 17 | — | 27 | — | 27 |
| Libereros | 10 | 1 | — | 1 | — | — | 1 | — | 4 | 2 | 6 |
| Limpistas | 10 | — | — | — | — | — | 2 | — | 12 | — | 12 |
| Lustrabotas | 3 | — | — | — | 2 | — | 2 | — | 7 | — | 7 |
| Llaveros | — | 4 | — | 1 | — | 1 | 1 | 10 | 1 | 16 | 17 |
| | | | | | | | | | | | |
| Maquinistas | 4 | — | — | — | — | — | 4 | — | 8 | — | 8 |
| Marinos | 8 | — | — | — | — | — | 1 | — | 9 | — | 9 |
| Matarifes | 5 | 4 | — | — | — | — | 4 | — | 9 | 4 | 13 |
| Matronas | — | — | — | — | — | 1 | — | 3 | — | 4 | 4 |
| Mayordomos | 12 | — | 14 | — | 9 | — | 70 | 2 | 105 | 2 | 107 |
| Mecánicos | 36 | — | 5 | — | 9 | — | 51 | — | 101 | — | 101 |
| Mecánicos dentales | 2 | — | — | — | — | — | 1 | — | 3 | — | 3 |
| Médicos | 1 | — | — | — | 1 | — | 5 | — | 7 | — | 7 |
| Mensajeros | 5 | — | 2 | 2 | 1 | — | 9 | 4 | 17 | 2 | 19 |
| Mesericas | — | — | — | — | — | — | — | 1 | — | 1 | 1 |
| Militares | 2 | — | — | — | 1 | — | 28 | — | 31 | — | 31 |
| Minceros | 11 | — | 5 | — | 1 | — | 15 | — | 32 | — | 32 |
| Modistas | — | 54 | — | 2 | — | 11 | — | 82 | — | 149 | 149 |
| Molinos | 1 | — | — | — | — | — | 5 | — | 6 | — | 6 |
| Moteros | 3 | — | — | — | — | — | 1 | — | 4 | — | 4 |
| Motoristas | — | — | — | — | — | — | 1 | — | 1 | — | 1 |
| Mozos | 65 | 2 | 6 | — | 18 | — | 74 | — | 163 | 2 | 165 |
| Mueblistas | 6 | — | 1 | — | 2 | — | 27 | — | 36 | — | 36 |
| Músicos | — | — | — | — | — | — | 4 | — | 4 | — | 4 |
| | | | | | | | | | | | |
| Niñeras | — | 21 | — | 1 | — | 6 | — | 24 | — | 52 | 52 |
| Novelistas | 1 | — | — | — | — | — | — | — | 1 | — | 1 |
| | | | | | | | | | | | |
| Oficinistas | 81 | 10 | 12 | 2 | 30 | 6 | 140 | 22 | 263 | 40 | 303 |
| Operadores | — | — | — | — | — | — | 2 | — | 2 | — | 2 |
| Ordeñadores | — | — | — | — | — | — | 1 | — | 1 | — | 1 |
| | | | | | | | | | | | |
| Panaderos | 16 | — | — | — | 8 | 12 | 31 | — | 55 | 12 | 67 |
| Paneceros | — | — | — | — | — | — | 3 | — | 3 | — | 3 |
| Pasteleros | — | — | — | 1 | — | — | 1 | — | 1 | — | 1 |
| Peluqueros | 12 | 3 | — | 1 | — | — | 15 | 8 | 27 | 12 | 39 |
| Periodistas | — | — | — | — | — | — | 3 | — | 3 | — | 3 |
| Pescadores | 78 | 4 | 3 | — | 16 | 1 | — | — | 97 | 5 | 102 |
| Pintores | 15 | — | — | — | 1 | — | 21 | — | 37 | — | 37 |
| Plomeros | 1 | — | — | — | — | — | — | — | 1 | — | 1 |
| Porteros | 3 | 2 | — | — | 2 | — | 8 | 1 | 13 | 3 | 16 |
| Practicantes | 6 | 4 | 1 | — | 3 | — | 9 | 4 | 19 | 8 | 27 |
| Profesores | 26 | 73 | 7 | 14 | 6 | 24 | 49 | 96 | 88 | 207 | 295 |

| OCUPACIONES | CONSTITUCIÓN | | EMPEDRADO | | CHANCO | | CAUQUENES | | PROVINCIA DE MALLE | | |
|----------------------------|--------------|--------------|--------------|--------------|--------------|--------------|---------------|---------------|--------------------|---------------|---------------|
| | H. | M. | H. | M. | H. | M. | H. | M. | Hombres | Mujeres | Total |
| Radiotelegrafistas | — | — | — | — | — | — | 1 | 1 | 1 | 1 | 2 |
| Recaudadores | — | — | — | — | — | — | 7 | 2 | 7 | 2 | 9 |
| Regadores | — | — | — | — | — | — | 1 | — | 1 | — | 1 |
| Relojeros | 2 | — | — | — | 2 | — | 2 | — | 6 | — | 6 |
| Religiosos | — | 10 | — | — | — | — | 5 | 3 | 5 | 13 | 18 |
| Repartidores | 3 | 1 | — | — | — | 2 | 6 | — | 9 | 3 | 12 |
| Rentistas | 17 | 25 | 3 | 3 | — | 12 | 23 | 68 | 43 | 109 | 152 |
| Reos | 15 | — | — | — | — | — | — | — | 15 | — | 15 |
| Repujadores | 1 | — | — | — | — | — | 1 | — | 2 | — | 2 |
| Retorcedores | — | — | — | — | — | — | 1 | — | 1 | — | 1 |
| Sacerdotes | 10 | — | 1 | — | 1 | — | 10 | — | 22 | — | 22 |
| Sastres | 6 | 1 | — | — | 1 | 1 | 8 | 13 | 14 | 15 | 29 |
| Sepultureros | — | — | — | — | — | — | 1 | — | 1 | — | 1 |
| Soldadores | — | — | — | — | — | — | 1 | — | 1 | — | 1 |
| Sombrereros | 2 | 6 | — | — | 1 | — | 1 | 4 | 4 | 9 | 13 |
| Suplementeros | — | — | — | — | — | — | 1 | — | 1 | — | 1 |
| Serenos | 2 | — | — | — | — | — | 3 | — | 5 | — | 5 |
| Talabarteros | 4 | — | — | — | 3 | — | 15 | — | 22 | — | 22 |
| Tariadores | — | — | — | — | — | — | 1 | — | 1 | — | 1 |
| Técnicos | 3 | — | — | — | — | — | 3 | — | 6 | — | 6 |
| Tejedores | — | 125 | — | 1 | 2 | 4 | 1 | 100 | 3 | 230 | 233 |
| Telegrafistas | 3 | 1 | — | — | — | — | 1 | 9 | 4 | 10 | 14 |
| Tipógrafos | 4 | — | — | — | — | — | 3 | — | 7 | — | 7 |
| Toncleros | 2 | — | — | — | 1 | — | 18 | — | 21 | — | 21 |
| Topógrafos | — | — | — | — | — | — | 3 | — | 3 | — | 3 |
| Torneros | 1 | — | — | — | — | — | 3 | — | 4 | — | 4 |
| Urdidores | 1 | — | — | — | — | — | — | — | 1 | — | 1 |
| Vendedores | 13 | 12 | — | — | — | — | 29 | 22 | 42 | 34 | 76 |
| Veterinarios | — | — | — | — | — | — | 2 | — | 2 | — | 2 |
| Vinicultores | — | — | — | — | — | — | 1 | — | 1 | — | 1 |
| Viñateros | 1 | — | — | — | — | — | — | — | 1 | — | 1 |
| Visitadoras Sociales | — | — | — | — | — | 1 | — | 2 | — | 3 | 3 |
| Zapateros | 35 | — | 8 | — | 10 | — | 103 | — | 156 | — | 156 |
| Totales | 8.413 | 9.459 | 4.320 | 4.202 | 5.330 | 3.619 | 15.963 | 17.153 | 34.025 | 36.471 | 70.497 |

| ACTIVIDADES | SAN JAVIER | | VILLA ALEGRE | | LINARES | | YERBAS BUENAS | | COLBÚN | | LONGAVÍ | | PARRAL | | RETIRO | | PROVINCIA DE LINARES | | | |
|--------------------|------------|-------|--------------|-----|---------|-------|---------------|-----|--------|-----|---------|-----|--------|-------|--------|-----|----------------------|-------|--------|-----|
| | H. | M. | H. | M. | H. | M. | H. | M. | H. | M. | H. | M. | H. | M. | H. | M. | H. | M. | Total | |
| Ebanistas | 1 | | | | 2 | | | | | | | | | | | | | | 3 | 3 |
| Electricistas | 8 | | 2 | | 24 | | | | 2 | | | | 10 | | 1 | | | | 47 | 47 |
| Embaladores | | | | | 1 | | | | | | | | | | 2 | | | | 3 | 3 |
| Embotelladores | | | | | | | | | | | | | 1 | | 3 | | | | 4 | 4 |
| Empastadores | | | | | | | | | 8 | | | | | 2 | | | | | 8 | 10 |
| Empapeladores | | | | | | | | | | | | | 1 | | | | | | 1 | 1 |
| Empaquetadores | | | | | 1 | | | | 1 | 1 | | | 2 | | | | | | 2 | 2 |
| Encuadernadores | | | | | 2 | | | | 1 | | | | | | 3 | | | | 3 | 3 |
| Enchapadores | | | | | 1 | | | | 1 | | | | | | | | | | 1 | 1 |
| Enfermeros | 2 | 7 | | 3 | 2 | 18 | | | | | 3 | | 5 | 8 | 3 | | | 15 | 36 | 51 |
| Enfriadores | | | | | 2 | | | | 2 | | 3 | | | | | | | 8 | 8 | 8 |
| Enjuncadores | 1 | | | | 1 | | | | | | | | 1 | | | | | 3 | 3 | 3 |
| Enroladores | | | | | | | 1 | | 6 | | | | | | | | | | 7 | 7 |
| Escenógrafos | 1 | | | | | | | | | | | | | | | | | | 1 | 1 |
| Escriturales | | 2 | | | 6 | 5 | 3 | | 3 | 2 | | | 1 | | | | | 13 | 9 | 22 |
| Esmaltadores | | | | | | | | | 2 | 2 | | | | | | | | 6 | 6 | 6 |
| Estadísticos | 1 | 2 | | 1 | 3 | 3 | | | 2 | 2 | 1 | | | 2 | 1 | | | 8 | 10 | 18 |
| Estibadores | | | | | 1 | | | | | | | | | | | | | | 1 | 1 |
| Estucadores | 13 | | 2 | | 44 | | 1 | | 11 | | 3 | | 20 | | 10 | | | 104 | 104 | |
| Estudiantes | 1.201 | 1.181 | 753 | 773 | 2.595 | 2.778 | 406 | 393 | 515 | 501 | 671 | 594 | 1.265 | 1.803 | 873 | 846 | 8.278 | 8.869 | 17.147 | |
| Farmacéuticos | 4 | 1 | 1 | | 2 | 4 | | | | | 1 | 1 | 1 | 4 | | | | 9 | 10 | 19 |
| Fleteros | 8 | | 2 | | 5 | | | | 1 | | 3 | | 7 | | 6 | | | 33 | 33 | 33 |
| Fogoneros | | | 2 | | 23 | | 1 | | 1 | | | | 4 | | 2 | | | 33 | 33 | 33 |
| Fotógrafos | 1 | | | | 2 | | | | 1 | | | | 1 | | | | | 4 | 4 | 4 |
| Fotógrafos | | | | | 4 | 1 | | | 1 | | | | 1 | | | | | 7 | 7 | 8 |
| Ganaderos | | | | | | | | | 4 | | | | | | | | | 4 | 4 | 4 |
| Gasfiteros | 13 | | | | 11 | | | | 3 | | | | 2 | | | | | 46 | 46 | 46 |
| Geólogos | 1 | | | | | | | | | | | | | | | | | 1 | 1 | 1 |
| Herreros | 15 | | 8 | | 38 | | 17 | | 10 | | 16 | | 27 | | 17 | | | 148 | 148 | 148 |
| Heladeros | 2 | | 1 | | 4 | 1 | | | | 1 | | | 2 | | | | | 9 | 2 | 11 |
| Hilanderos | | 21 | | | 1 | 26 | | | 1 | 1 | | | | 46 | | 15 | | 109 | 111 | 111 |
| Hojalateros | 3 | | 3 | | 8 | | | | 7 | | | | 2 | | 1 | | | 24 | 24 | 24 |
| Hortelanos | 5 | | 1 | | 5 | 5 | 1 | 1 | 1 | | 2 | | 6 | | 3 | | | 24 | 24 | 30 |
| Hoteleros | | | | | 1 | 1 | | | | | | | | | 3 | | | 1 | 1 | 1 |
| Hueros | | | | | 1 | | | | | | | | | | | | | 1 | 1 | 1 |
| Impresores | 3 | | | | 4 | | 1 | | 15 | | | | 3 | | 2 | | | 28 | 28 | 28 |
| Industriales | 15 | 2 | 4 | | 31 | 2 | | | 7 | 1 | 2 | 1 | 24 | | | | | 83 | 6 | 89 |
| Ingenieros | 16 | | | | 8 | | | | | | | | 4 | | 1 | | | 29 | 29 | 29 |
| Inspectores | 3 | | 3 | | 24 | 2 | 2 | | 4 | 2 | 3 | | 11 | | | | | 50 | 4 | 54 |
| Jarceros | | | 1 | | | | 1 | | 4 | | 1 | | 1 | | | | | 8 | 8 | 8 |
| Jardineros | | | 1 | | 4 | | | | 2 | | 1 | | 3 | | | | | 11 | 11 | 11 |
| Jinetes | 1 | | | | | | | | 1 | | | | | | | | | 2 | 2 | 2 |
| Jornaleros | 2.566 | 80 | 2.019 | 76 | 4.168 | 199 | 1.612 | 61 | 1.755 | 57 | 2.663 | 77 | 3.080 | 72 | 3.081 | 65 | 20.944 | 687 | 21.631 | |
| Joyeros | 1 | | | | 2 | | | | 1 | | | | | | | | | 4 | 4 | 4 |
| Jubilados | 25 | 7 | 11 | 1 | 80 | 22 | 3 | | 5 | 2 | 15 | 1 | 40 | 8 | 2 | | 181 | 41 | 222 | |
| Jueces | 2 | | | | 3 | | | | | | | | 1 | | | | | 6 | 6 | 6 |
| Ladrilleros | 1 | | 2 | | 10 | | | | 7 | | 3 | | | | 7 | | | 30 | 30 | 30 |
| Laminadores | | | | | | | | | 3 | | | | | | 1 | | | 4 | 4 | 4 |
| Lancheros | | | | | 3 | | | | 3 | | | | | | | | | 6 | 6 | 6 |
| Lavaderos | | 87 | | 40 | 234 | | 19 | | 3 | 19 | | 32 | 84 | 2 | 30 | | | 545 | 547 | 547 |
| Lecheros | 2 | 1 | | | 7 | 1 | | | 12 | | | 3 | | 1 | | | | 13 | 14 | 27 |
| Leñadores | | | | | 2 | 1 | 4 | | 1 | 1 | 2 | | 1 | | 2 | | | 10 | 10 | 10 |
| Libreros | | 1 | | | 4 | | | | 2 | 1 | | | | 3 | | | | 3 | 6 | 9 |
| Lino tipistas | 1 | | | | 4 | | 1 | | 2 | | 3 | | | | 7 | | | 18 | 18 | 18 |
| Lustrabotas | 3 | | 1 | | 9 | | | | 1 | | | | 10 | | | | | 24 | 24 | 24 |
| Llaveros | 6 | 2 | 9 | 3 | 16 | 6 | 9 | 4 | 6 | 1 | 11 | 2 | 6 | 3 | 17 | 4 | 80 | 25 | 105 | |
| Manicuradas | | | | | | 1 | | | | | | | | | | | | 1 | 1 | 1 |
| Maquinistas | 4 | | 1 | | 11 | | 1 | | 4 | | | | 6 | | | | | 27 | 27 | 27 |
| Martilleros | 1 | | | | 2 | | 1 | | | | | | | | | | | 4 | 4 | 4 |
| Masajistas | | | | | | 1 | | | | | | | | | | | | 1 | 1 | 1 |
| Matarifes | 1 | | | | 5 | | | | 1 | | 3 | | 2 | | | | | 12 | 12 | 12 |
| Matronas | | 3 | | 1 | | 5 | | 1 | | 2 | | 3 | | 4 | | 1 | | 20 | 20 | 20 |
| Mayordomos | 56 | | 56 | | 78 | 2 | 23 | | 37 | | 28 | | 57 | | 62 | | | 397 | 2 | 399 |
| Mecánicos | 49 | | 25 | | 98 | | 12 | | 15 | | 19 | | 74 | | 15 | | | 307 | | 307 |
| Mecánicos dentales | | | | | 2 | | | | 2 | | | | | | | | | 2 | 2 | 2 |
| Mecanógrafos | | | | | 3 | | | | | | | | | | | | | 3 | 3 | 3 |
| Médicos | 2 | 1 | 1 | | 4 | 2 | | | 4 | | 2 | | 9 | | 1 | | | 22 | 3 | 25 |
| Mendigos | | | | | 1 | 8 | | | | | 1 | | 1 | | 1 | | | 3 | 10 | 13 |
| Mensajeros | 1 | | 1 | | 6 | | | | 1 | | 2 | | 3 | | 1 | | | 14 | 14 | 14 |
| Meretrices | | 5 | | 1 | | 35 | | | | | | | | | | | | 41 | 41 | 41 |
| Militares | | | | | 256 | | 2 | | | | | | 2 | | | | | 260 | | 260 |
| Múñeros | | | | | 28 | | 1 | | 7 | | | | 8 | | | | | 56 | | 56 |
| Modistas | 9 | 52 | 1 | 32 | | 119 | | 2 | | 5 | | 10 | | 64 | 19 | | | 303 | 303 | 303 |
| Molineros | 3 | | 4 | | 17 | | 2 | | | | | | 12 | | 6 | | | 46 | | 46 |
| Moteros | | | | | 3 | 4 | | | | | | | | | | | | 3 | 9 | 12 |
| Motoristas | | | | | 1 | | | | | | | | | | | | | 1 | | 1 |

| ACTIVIDADES | SAN JAVIER | | VILLA ALEGRE | | LINARES | | YERBAS BUENAS | | COLBÚN | | LONGAVÍ | | PARRAL | | RETIRO | | PROVINCIA DE LINARES | | |
|------------------------|------------|-------|--------------|-------|---------|-------|---------------|-------|--------|-------|---------|-------|--------|-------|--------|-------|----------------------|--------|---------|
| | H. | M. | H. | M. | H. | M. | H. | M. | H. | M. | H. | M. | H. | M. | H. | M. | H. | M. | Total |
| Movilizadores | 1 | | | | | | | | 14 | | | | | | 2 | | 17 | | 17 |
| Mozos | 56 | 1 | 41 | | 121 | | 6 | | 26 | | 31 | 1 | 61 | 5 | 47 | | 378 | 7 | 385 |
| Mueblistas | 6 | | 2 | | 34 | | | | 1 | | | | 9 | | | | 55 | | 55 |
| Músicos | 4 | 1 | | | 13 | 4 | | | | | 3 | | 6 | | | | 25 | 5 | 30 |
| Niñeras | | 36 | | 16 | | 58 | | 2 | | 4 | | 3 | | 35 | | 17 | | 170 | 170 |
| Niqueladores | | | | | 1 | | | | 1 | | | | | | | | 1 | | 1 |
| Niveladores | | | | | | | | | | | | | 1 | | | | 2 | | 2 |
| Notarios | 1 | | | | | | | | 1 | | | | 1 | | | | 3 | | 3 |
| Novelistas | | | | | 1 | | | | | | | | | | | | 1 | | 1 |
| Oficinistas | 86 | 36 | 20 | | 228 | 67 | 14 | 2 | 17 | 5 | 26 | 1 | 165 | 29 | 17 | 7 | 673 | 147 | 720 |
| Ópticos | | | | | | | | | | | | | 1 | | 1 | | 2 | | 2 |
| Operadores | 1 | | | | 2 | | | | 1 | | | | | | | | 4 | | 4 |
| Ordeñadores | | 6 | | 14 | | 25 | | 6 | | 7 | | 7 | | 11 | | 32 | | 108 | 108 |
| Panaderos | 16 | | 16 | 3 | 51 | | 1 | 3 | 2 | | 13 | | 18 | | 7 | | 124 | 6 | 130 |
| Panteoneros | | | | | 1 | | | | 1 | | | | 1 | | | | 3 | | 3 |
| Pasteleros | | | | | 2 | | | | 2 | | | | 5 | | 1 | | 8 | 2 | 10 |
| Peluqueros | 18 | 1 | 6 | 1 | 28 | 4 | 2 | | 5 | | 6 | | 14 | 4 | | | 77 | 10 | 87 |
| Perforadores | | | | | | | | | | | | | 3 | | | | 2 | | 2 |
| Pescadores | 2 | | | | 2 | | | | 1 | | | | 2 | | | | 7 | | 7 |
| Pintores | | | | | | | | | | 1 | | 1 | | | | | 4 | | 4 |
| Pintores | 10 | | 6 | | 33 | | | | 1 | | 1 | | 15 | | 4 | | 69 | | 69 |
| Porteros | 8 | 1 | 3 | | 10 | 3 | | | 1 | | 1 | | 9 | | | | 32 | 5 | 37 |
| Practicantes | 4 | 3 | | | 10 | 6 | | | 1 | | 2 | | 6 | 7 | 6 | 1 | 39 | 17 | 46 |
| Profesores | 24 | 43 | 10 | 28 | 65 | 126 | 4 | 13 | 4 | 17 | 14 | 17 | 21 | 49 | 6 | 21 | 137 | 316 | 453 |
| Químicos | 2 | | 1 | | 1 | | | | | | | | | | | | 4 | | 4 |
| Radiotelegrafistas | | | | | 2 | 1 | | | | | | | | | | | 2 | 1 | 3 |
| Recaudadores | 2 | | | | 2 | 2 | | | | | | | | | | | 6 | 2 | 8 |
| Regadores | 1 | | 13 | | 6 | | 2 | | | | 2 | | | | 6 | | 28 | | 28 |
| Relojeros | 1 | 4 | | | 4 | | | | | | 1 | | 4 | 2 | | | 10 | 6 | 16 |
| Religiosos | | | | | 4 | 12 | | | 1 | | | | 1 | 6 | | | 6 | 18 | 24 |
| Repartidores | 9 | | | | 25 | 2 | | | | | | | 2 | 1 | | | 36 | 3 | 39 |
| Repartidores | 7 | 60 | 3 | 8 | 32 | 61 | 6 | 8 | 5 | 7 | 2 | 4 | 11 | 12 | 33 | 1 | 70 | 188 | 258 |
| Remachadores | | | | | 3 | | | | | | | | 12 | 33 | | | 3 | | 3 |
| Reos | | | | | 126 | 4 | | | | | | | | | | | 126 | 4 | 130 |
| Repujadores | | | | | 1 | 6 | | | | | | | | | | | 1 | 6 | 7 |
| Retorcedores | | | 1 | | | | | | | | | | | | | | 1 | | 1 |
| Ripidores | | | 6 | | | | | | | | | | | | | | 6 | | 6 |
| Sacerdotes | 4 | | 1 | | 7 | | | | 2 | | 1 | | 3 | | 2 | | 20 | | 20 |
| Sastres | 4 | 6 | 2 | 5 | 19 | 13 | 1 | | 2 | | 1 | | 3 | 13 | 2 | | 34 | 37 | 71 |
| Soldadores | | | | | 1 | | | | | | | | 1 | | | | 2 | | 2 |
| Sombrereros | 1 | 3 | | 1 | 4 | 4 | | | | | | | 4 | 5 | 1 | | 10 | 13 | 23 |
| Suplementeros | | | | | 4 | 1 | 1 | | | | | | 3 | | | | 8 | 1 | 9 |
| Serenos | | | | | 1 | | | | 1 | | | | | | 3 | | 5 | | 5 |
| Talabarteros | 14 | | 7 | | 20 | | 3 | | 2 | | 4 | | 25 | | 4 | | 79 | | 79 |
| Talladores | | | | | 5 | | | | | | | | | | | | 6 | | 6 |
| Tapiceros | 1 | | | | 2 | | | | | | | | | | | | 3 | | 3 |
| Técnicos | 2 | | | | 2 | | | | | | | | 4 | | | | 10 | | 10 |
| Tejedores | | 41 | | 7 | 5 | 69 | 1 | 9 | 1 | 56 | 1 | 8 | 3 | 94 | 1 | 38 | 11 | 322 | 333 |
| Tenedores de libros | | | | | | 6 | | | | | | | 1 | | | | 1 | | 1 |
| Telefonistas | | | | | | | | 1 | | | | | | | | | 1 | | 1 |
| Telegrafistas | 1 | 5 | | 2 | 3 | 5 | | | 1 | 1 | | | 1 | 4 | | | 6 | 18 | 24 |
| Tintoreros | 1 | | | | 2 | | | | | | | | 2 | | | 2 | 3 | | 5 |
| Tipógrafos | 1 | | | | 16 | | | | | | | | | | | | 19 | | 19 |
| Toneleros | 36 | | 31 | | 15 | | 3 | | 2 | | | | 3 | | 4 | | 93 | | 93 |
| Topógrafos | 1 | | 1 | | 1 | | | | | | | | 2 | | | | 4 | | 4 |
| Torneros | | | | | 1 | | | | | | | | | | | | 3 | | 3 |
| Urdidores | | | | | | 1 | | | | | | | | | | | | 1 | 1 |
| Vacunadores | | | | | | 1 | | | | | | | | | | | | 1 | 1 |
| Vendedores | 6 | 6 | 1 | | 61 | 22 | | | 1 | | 4 | | 11 | 3 | 1 | | 85 | 31 | 116 |
| Veterinarios | 1 | | | | 2 | | | | | | | | | | | | 3 | | 3 |
| Vincultores | 10 | 2 | 8 | | 2 | | 3 | | 1 | | 1 | | 5 | | 2 | | 32 | | 34 |
| Vitateros | 26 | 2 | | | 1 | | | | | | | | | | | | 26 | 2 | 28 |
| Vivificadoras sociales | | | | | | 5 | | | | | | | 1 | 1 | | | | 6 | 6 |
| Vulcanizadores | | | 2 | | 3 | | | | | | | | 1 | 1 | 1 | | 7 | | 7 |
| Zapateros | 49 | | 17 | | 135 | | 9 | | 10 | | 14 | 2 | 62 | | 8 | | 304 | 2 | 306 |
| Totales | 9.815 | 9.973 | 5.676 | 5.420 | 17766 | 18637 | 4.203 | 3.825 | 4.814 | 4.438 | 7.108 | 6.537 | 10333 | 11016 | 8.034 | 7.373 | 67.749 | 67.219 | 134.968 |

| ACTIVIDADES | QUIRIHUE | | PORTEZUELO | | NINHUE | | COBQUECURA | | SAN CARLOS | | RIQUÉN | | SAN FABIÁN | | SAN NICOLÁS | | CHILLÁN | | PINTO | |
|----------------------------|----------|----|------------|----|--------|----|------------|----|------------|----|--------|----|------------|----|-------------|----|---------|-----|-------|----|
| | H. | M. | H. | M. | H. | M. | H. | M. | H. | M. | H. | M. | H. | M. | H. | M. | H. | M. | H. | M. |
| Mozos | 28 | | 21 | | 21 | | 23 | 1 | 130 | | 44 | | 6 | | 18 | | 294 | 3 | 16 | |
| Mueblistas | | | 1 | | | | | | 4 | | | | | | | | 77 | | 1 | |
| Músicos | | | | | | | | | 10 | | | | | | | | 29 | 2 | | |
| Niñeras | | 7 | | | | | 5 | 8 | | 60 | | 6 | | 4 | | 7 | | 115 | | 6 |
| Niqueladores | | | | | | | | | | | | | | | | | | | | |
| Niveladores | | | | | | | | | | | | | | | | | | | | |
| Notarios | | | | | | | | | | | | | | | | | | | | |
| Oficinistas | 48 | 9 | 16 | 6 | 4 | | 11 | 3 | 99 | 19 | 12 | 1 | 10 | 1 | 6 | 1 | 679 | 171 | 15 | 1 |
| Ópticos | | | | | | | | | | | | | | | | | | | | |
| Operadores | | | | | | | | | | | | | | | | | | | | |
| Ortopédicos | | | | | | | | | | | | | | | | | | | | |
| Ordeñadores | | 4 | | 5 | | | | | 1 | 10 | | 6 | | 5 | 1 | 2 | | 51 | | 6 |
| Panaderos | 8 | | 1 | | | | | 5 | 16 | 2 | | 1 | 2 | | | | 89 | 5 | 1 | |
| Panteoneros | | | | | | | | | 3 | | | | | | | | | | | |
| Pasteleros | | | | | | | | | | | | | | | | | | | | |
| Peleteros | | | | | | | | | | | | | | | | | | | | |
| Pedicuros | | | | | | | | | | | | | | | | | | | | |
| Peluqueros | 4 | 1 | | 1 | | | | | 18 | | 1 | 1 | | | | | | | 1 | |
| Periodistas | | | | | | | | | 3 | | | | | | | | | | 10 | |
| Pescadores | | | | | | | | | 1 | | | | | | | | | | | |
| Pintores | | | | | 2 | | 3 | 3 | 1 | | | | | | | | | | | |
| Picadores de leña | | | | | | | | | 12 | | 2 | | | | 6 | | | | | |
| Plantilleros | | | | | | | | | | | | | | | | | | | | |
| Plateros | | | | | | | | | | | | | | | | | | | | |
| Plomeros | | | | | | | | | | | | | | | | | | | | |
| Porteros | 2 | | | | | | | | 3 | 2 | | | | | | | | | | |
| Practicantes | 3 | | 1 | | 1 | | 1 | | 3 | 2 | | | | | | | | | | |
| Prensistas | | | | | | | | | 5 | 4 | 1 | | 2 | | 1 | | | | | |
| Profesores | 10 | 29 | 3 | 13 | 3 | 5 | 7 | 13 | 20 | 44 | 4 | 12 | 2 | 10 | 1 | 3 | 143 | 201 | 9 | 13 |
| Pulidores | | | | | | | | | | | | | | | | | | | | |
| Químicos | | | | | | | | | 1 | | | | | | | | | | | |
| Radiotelegrafistas | | | | | | | | | | | | | | | | | | | | |
| Recaudadores | | | | | | | | | 5 | | | | | | | | | | | |
| Regadores | | | | | | | | | | | | | | | | | | | | |
| Relojeros | 1 | | | | | | | | 3 | | 1 | | | 3 | | | | | | |
| Religiosos | | | | | | | | | 15 | | | 1 | | | | | | | | |
| Repartidores | | | | | | | | | 6 | 5 | | | | | | | | | | |
| Rentistas | 1 | 4 | 1 | 2 | 2 | 1 | | 1 | 2 | | | | | | | | | | | |
| Reos | 16 | | | | | | | | 15 | 38 | 1 | | | | | | | | | |
| Repujadores | | | | | | | | | 14 | | | | | | | | | | | |
| Ripiadores | | | | | | | | | 2 | | | | | | | | | | | |
| Sacerdotes | 2 | | 1 | | 1 | | | | 1 | | | | 3 | | 1 | | | | | |
| Sastres | | 14 | | | | 3 | 1 | 1 | 7 | 6 | | 1 | 3 | | 1 | | | | | |
| Sepultureros | | | | | | | | | | | | | | | | | | | | |
| Soldadores | | | | | | | | | | | | | | | | | | | | |
| Sombrereros | | 2 | | | | | | | | | | | | | | | | | | |
| Suplementeros | | | | | | | | | 2 | 5 | | | | | | | | | | |
| Serenos | | | | | | | | | 2 | | | | | | 1 | | | | | |
| Talabarteros | 3 | | | | 1 | | 2 | | 20 | | | | 4 | | | | | | | |
| Talladores | | | | | | | | | | | | | | | | | | | | |
| Taquigrafos | | | | | | | | | | | | | | | | | | | | |
| Tapiceros | | | | | | | | | | | | | | | | | | | | |
| Tarrajadores | | | | | | | | | | | | | | | | | | | | |
| Técnicos | | | | | | | | | | | | | | | | | | | | |
| Tejedores | | | | | | | | | | | | | | | | | | | | |
| Tenedores de libros | | 28 | 1 | 7 | 11 | 1 | 4 | 1 | 30 | | 16 | | 12 | 1 | 19 | | | | | |
| Telefonistas | | | | | | | | | | | | | | | | | | | | |
| Telegrafistas | | | | | | | | | | | | | | | | | | | | |
| Tintoreros | | | | | | | | | | | | | | | | | | | | |
| Tipógrafos | 1 | | | | | | | | 1 | | | 2 | | 1 | | | | | | |
| Toncleros | 3 | | 10 | | 4 | | | | 1 | | | | 2 | | 2 | | | | | |
| Topógrafos | | | | | | | | | | | | | | | | | | | | |
| Torneros | | | | | | | | | | | | | | | | | | | | |
| Trenzadores | | | | | | | | | | | | | | | | | | | | |
| Turistas | | | | | | | | | | | | | | | | | | | | |
| Urdidores | | | | | | | | | 2 | | | | | | | | | | | |
| Vacunadores | | | | | | | | | | | | | | | | | | | | |
| Vendedores | 1 | | 2 | | | | | | 15 | 6 | 3 | | 2 | | | | | | | |
| Veterinarios | 1 | | | | | | | | 1 | | | | | | | | | | | |
| Vidrieros | | | | | | | | | | | | | | | | | | | | |
| Vinicultores | | | | | 1 | | | | | | | | | | | | | | | |
| Viñateros | | | | | | | | | | | | | | | | | | | | |
| Visitadoras sociales | | | | | | | | | | | | | | | | | | | | |
| Vulcanizadores | | | | | | | | | | | | | | | | | | | | |
| Zapateros | 16 | | 4 | | 6 | | 6 | | 51 | | 6 | | 3 | | 2 | | | | | |
| Totales | | | | | | | | | | | | | | | | | 295 | | 2 | |

| ACTIVIDADES | COIHUECO | | BULNES | | SAN IGNACIO | | QUILLÓN | | YUNGAY | | PEMUCO | | EL CARMEN | | TUCAPEL | | PROVINCIA DE ÑUBLE | | Total | |
|--------------------|----------|-----|--------|-----|-------------|-----|---------|-----|--------|-----|--------|-----|-----------|-----|---------|-----|--------------------|--------|--------|-----|
| | H. | M. | H. | M. | H. | M. | H. | M. | H. | M. | H. | M. | H. | M. | H. | M. | H. | M. | | |
| Embaladores | | | | | | | | | | | | | | | | | | | 2 | |
| Embalosadores | | | 1 | | | | | | 1 | | | | | | | | | | 5 | |
| Embotelladores | | | | | | | | | | | | | | | | | | | 1 | |
| Empailladores | | | | | | | | | | | | | | | | | | | 1 | |
| Empastadores | | | | | | | | | | | | | | | | | | | 1 | |
| Empaquetadores | | | 1 | | | | | | | | | | | | | | | 6 | 7 | |
| Enceradores | | | | | | | 2 | | | | | | | | | | | 4 | 4 | |
| Encuadernadores | | | | | | | 1 | | | | | | | | | | | 4 | 4 | |
| Enfermeros | | 1 | 1 | 1 | | | 2 | 2 | | 2 | | | | | | | 14 | 27 | 41 | |
| Enferradores | | | 2 | | | | 1 | | | | | | | | | | | 53 | 53 | |
| Enólogos | | | | | | | | | | | | | | | | | | 2 | 2 | |
| Enjuncadores | | | 1 | | | | | | | | | | | | | | | 2 | 2 | |
| Enrioladores | 1 | | | | | | | | | | 2 | | | | | | | 5 | 5 | |
| Escribientes | | | 1 | | 1 | | 1 | | 1 | | | 1 | | | | | 24 | 2 | 26 | |
| Escritores | | | | | | | | | | | | | | | | | | 1 | 1 | |
| Estadísticos | | | 2 | 1 | | | | | 1 | | | | 1 | | | | | 9 | 11 | |
| Estibadores | | | | | | | | | | | | | | | | | | 2 | 2 | |
| Estudantes | 6 | | 3 | | 1 | | 4 | | 2 | | 1 | | | | | | | 203 | 203 | |
| Explotadores | 713 | 686 | 786 | 748 | 804 | 739 | 419 | 391 | 701 | 690 | 347 | 394 | 418 | 476 | 571 | 527 | 13.606 | 15.550 | 27.155 | |
| Farmacéuticos | | | 1 | 2 | | | | | 3 | | 1 | | | | | | | 14 | 11 | 25 |
| Fiambreros | | | | | | | | | | | 1 | | | | | | | 3 | 3 | 3 |
| Fleteros | | | 1 | | | | | | 1 | | | | | | | | | 18 | 18 | 18 |
| Floristas | | | | | | | | | | | | | | | | | | 6 | 2 | 8 |
| Fogoneros | 1 | | | | | | | | 2 | | | | | | 1 | | | 45 | 45 | 45 |
| Fotografadores | | | | | | | | | | | | | | | | | | 2 | 2 | 2 |
| Fotógrafos | | | | 1 | | | | | | | | | | | | | | 18 | 1 | 23 |
| Fundidores | | | | | | | | | | | | | | | | | | | | 7 |
| Ganaderos | | | 1 | | | | | | | | | | | | | | | 3 | | 3 |
| Gasfiteros | | | 5 | | | | 1 | | 2 | | | | 2 | | 1 | | | 95 | | 95 |
| Herreros | 15 | | 15 | | 9 | | 8 | | 3 | | 9 | | 12 | | 6 | | | 201 | | 201 |
| Heladeros | | | | | | | | | | | | | | | | | | 17 | | 18 |
| Hilanderos | | 20 | | 2 | | 4 | | | | 6 | | 15 | | 17 | | 4 | | 4 | 150 | 154 |
| Hojalateros | | | 2 | | 1 | | | | 2 | | | | | | | | | 55 | | 59 |
| Hortelanos | 7 | 6 | | 3 | 2 | 3 | | | | 2 | 6 | | 1 | 3 | 1 | | | 58 | 36 | 93 |
| Horneros | | | | | | | | | | | | | | | | | | 2 | | 2 |
| Hoteleros | | | | | | | | | | | | | | | | | | 8 | 1 | 6 |
| Huseros | | | | | | | | | | | | | | | | | | 1 | | 1 |
| Impresores | | | 2 | | | | | | 1 | | | | | | | | | 2 | 1 | 29 |
| Industriales | 6 | | 11 | 1 | 8 | 1 | | | 3 | 2 | 3 | | 9 | 4 | | | | 202 | 19 | 224 |
| Ingenieros | 1 | | 1 | | | | | | | | | | | | 1 | | | 37 | | 38 |
| Inspectores | 4 | | 3 | | 1 | | | | 6 | | 2 | | 2 | | 2 | | | 9 | 1 | 98 |
| Jarceros | 1 | | 2 | | | | | | 2 | | | | 1 | | | | | 25 | | 27 |
| Jardineros | 3 | | 1 | | 1 | | | | 1 | | | | 2 | | | | | 30 | | 30 |
| Jornaleros | 3.093 | 94 | 2.283 | 53 | 1.761 | 59 | 1.314 | 44 | 1.442 | 42 | 1.177 | 73 | 1.631 | 19 | 1.286 | 29 | 34.556 | 1.088 | 35.644 | |
| Joyeros | | | | | | | | | | | | | | | | | | 8 | | 8 |
| Jubilados | 6 | 2 | 28 | 3 | 6 | 1 | 8 | | 6 | | 2 | | | 1 | 3 | 3 | 307 | 78 | 382 | |
| Jueces | | | 1 | | | | | | | | | | | | | | | 8 | | 8 |
| Ladrilleros | | | 1 | | | | 2 | | 3 | | | | | | | | | 78 | | 78 |
| Laminadores | | | | | | | | | | | | | | | | | | 1 | | 1 |
| Lancheros | | | | | | | | | | | | | | | | | | 1 | | 1 |
| Lavanderos | | 32 | 1 | 48 | | 23 | | 20 | | 42 | | 29 | | 11 | | 32 | | 888 | | 895 |
| Lecheros | | | 1 | | | | | | | | | | 1 | | 1 | | | 18 | | 21 |
| Leñadores | 2 | | 1 | | 1 | | | | | | 1 | | | | | | | 11 | | 11 |
| Libreros | 4 | | | | | | | | | | 1 | | | | | | | 3 | | 6 |
| Linotipistas | 1 | | | | | | | | | | | | | | | | | 35 | | 35 |
| Lustrabotas | | | | | | | | | | | | | | | | | | 27 | | 27 |
| Llaveros | 11 | 1 | 12 | 4 | 3 | 3 | 3 | 3 | | 2 | | 4 | 1 | 3 | 2 | 2 | | 98 | 36 | 134 |
| Manicuras | | | | | | | | | | | | 2 | | | | | | | | 7 |
| Maquinistas | | | | | 1 | | | | | | 1 | | | | 1 | | | 39 | | 39 |
| Marginadores | | | | | | | | | | | | | | | | | | 1 | | 1 |
| Marinos | | | 1 | | | | | | | | | | | | | | | 9 | | 9 |
| Mastroquineros | | | | | | | | | | | | | | | | | | 3 | | 3 |
| Martilleros | | | | | | | | | | | | | | | | | | 5 | | 5 |
| Masajistas | | | | | | | | | | | | | | | | | | | | 4 |
| Matarifes | | | | | | | | | | | | | | | | | | 34 | | 34 |
| Matronas | | 1 | | 1 | | 1 | | | | 1 | | | | | | | | | | 24 |
| Mayordomos | 49 | | 43 | | 10 | | 23 | | 5 | | 19 | | 15 | | 20 | | | 520 | | 526 |
| Mecánicos | 17 | | 22 | | 9 | | 6 | | 22 | | 11 | | 15 | | 11 | | | 491 | | 491 |
| Mecánicos dentales | | | | | | | | | | | | | | | | | | 2 | | 2 |
| Mecanógrafos | | | | | | | | | | | | | | | | | | 1 | | 1 |
| Médicos | 1 | | 3 | | 1 | | 1 | | 1 | 1 | | | 1 | | 1 | | | 47 | | 53 |
| Mendigos | | | | | | | | | | | | | | | | | | 10 | | 18 |
| Mensajeros | | | 2 | | 1 | | | | | | | | 2 | | 1 | | | 23 | | 24 |
| Meretrices | | | | | | | | | | | | | | | | | | | | 65 |
| Militares | | | | | | | | | | | | | | | | | | 183 | | 183 |
| Miñeros | 22 | | | | | | 2 | | 1 | | 3 | | | | | | | 67 | | 67 |
| Modistas | | 11 | | 22 | | 4 | | 3 | | 13 | | 8 | | 3 | | 8 | | | 523 | 523 |
| Molineros | | 3 | | 12 | | 6 | | 2 | | 2 | | | 1 | | 4 | | | 73 | | 74 |
| Moteros | | | | | | | | | | 1 | | | | | | | | 2 | | 4 |
| Motoristas | | | | | | | | | | | | | | | | | | 1 | | 1 |
| Movilizad.res. | | | | | | | | | | | | | | | | | | 1 | | 4 |

PROVINCIA DE CONCEPCION.—OCUPACIONES POR SEXO Y COMUNAS

| OCUPACIONES | TOMÉ | | COELEMU | | RÁNQUIL | | TALCAHUANO | | CONCEPCIÓN | | PENCO | | HUALQUI | | FLORIDA | |
|--------------------------|-------|-------|---------|-------|---------|-------|------------|--------|------------|--------|-------|-------|---------|-------|---------|-------|
| | H. | M. | H. | M. | H. | M. | H. | M. | H. | M. | H. | M. | H. | M. | H. | M. |
| Sin especificar..... | 3.246 | 7.024 | 1.367 | 3.038 | 869 | 1.838 | 5.459 | 14.464 | 10.633 | 29.546 | 2.458 | 5.502 | 1.041 | 2.354 | 1.576 | 2.953 |
| Abogados..... | 4 | — | — | — | — | — | 3 | 4 | 53 | 7 | 1 | — | — | — | 1 | — |
| Adivinos..... | — | — | — | — | — | — | — | 7 | 1 | 5 | — | — | — | — | — | — |
| Administradores..... | 29 | 2 | 42 | 1 | 19 | — | 48 | 6 | 85 | 10 | 17 | 1 | 22 | 1 | 34 | 2 |
| Agricultores..... | 620 | 61 | 361 | 55 | 240 | 61 | 80 | 30 | 256 | 28 | 165 | 5 | 370 | 47 | 527 | 70 |
| Agriñenores..... | — | — | — | — | — | — | — | — | 2 | 1 | — | — | — | — | — | — |
| Agónomos..... | — | — | 1 | — | — | — | 1 | 3 | 7 | — | — | — | — | — | — | — |
| Albañiles..... | 176 | — | 33 | — | 27 | — | 208 | — | 1.209 | — | 163 | — | 23 | — | 22 | — |
| Alarifes..... | 4 | — | 1 | — | — | — | 8 | — | 11 | — | 2 | — | — | — | — | — |
| Alfareros..... | — | — | — | — | — | — | 3 | 2 | 3 | — | 14 | 3 | — | — | — | — |
| Amasadores..... | — | — | — | — | — | — | 12 | — | 4 | — | 2 | — | — | — | — | — |
| Amasanderos..... | — | 1 | — | 2 | — | — | 2 | 10 | 1 | 16 | — | — | — | — | 5 | — |
| Aparceros..... | — | — | — | — | — | — | 8 | 2 | — | — | — | — | — | — | — | — |
| Aparadores..... | — | 2 | — | — | — | — | 2 | 10 | — | — | — | — | — | — | — | — |
| Apicultores..... | — | — | 1 | — | — | — | 3 | — | 1 | 60 | 1 | — | — | — | — | — |
| Aplanchadores..... | — | 1 | — | — | — | 2 | — | — | 3 | 10 | — | — | — | — | — | — |
| Armadores..... | — | — | — | — | — | — | — | — | 6 | — | 1 | — | — | — | — | — |
| Armeros..... | — | — | — | — | — | — | 1 | — | 2 | — | — | — | — | — | — | — |
| Arquitectos..... | — | — | 2 | — | — | — | 4 | — | — | 2 | — | — | — | — | — | — |
| Arrieros..... | 6 | — | 1 | — | 6 | — | 1 | — | 35 | 2 | — | — | — | — | 6 | 1 |
| Artistas pintores..... | — | — | — | — | — | — | 2 | — | 5 | — | — | — | 1 | — | — | — |
| Artistas escultores..... | — | — | — | — | — | — | 1 | — | 1 | — | — | — | — | — | — | — |
| Artistas de teatro..... | — | — | — | — | — | — | 3 | 3 | — | — | — | — | — | — | — | — |
| Artistas de radio..... | — | — | — | — | — | — | 2 | — | 2 | — | — | — | — | — | — | — |
| Artistas de circo..... | — | — | — | — | — | — | 3 | — | 1 | — | — | — | — | — | — | — |
| Artistas otros..... | — | — | 8 | 6 | 2 | 4 | — | 44 | 2 | 11 | — | — | — | — | — | — |
| Arqueólogos..... | — | — | — | — | — | — | — | — | — | — | — | — | — | — | — | — |
| Ascensoristas..... | — | — | — | — | — | — | 2 | — | 1 | 2 | — | — | — | — | — | — |
| Aserradores..... | — | — | — | — | — | — | 1 | — | 3 | — | 5 | — | — | — | — | — |
| Asfaltadores..... | — | — | — | — | — | — | 1 | — | 2 | — | — | — | — | — | — | — |
| Astrónomos..... | — | — | — | — | — | — | — | — | — | — | — | — | — | — | — | — |
| Aurigas..... | — | — | — | — | — | — | — | — | 45 | — | 17 | — | — | — | — | — |
| Auxiliares..... | 8 | 2 | — | — | 1 | — | 81 | 13 | 195 | 45 | 11 | 4 | 2 | 6 | 1 | — |
| Aviadores..... | — | — | — | — | — | — | — | — | 4 | 4 | 1 | — | — | — | — | — |
| Avicultores..... | — | — | — | — | — | — | — | — | — | — | — | — | — | — | — | — |
| Baldoseros..... | — | — | — | — | — | — | — | — | — | — | — | — | — | — | — | — |
| Balseros..... | — | — | — | — | — | — | — | — | 21 | 2 | — | — | — | — | — | — |
| Barnizadores..... | 1 | — | — | — | — | — | — | — | 38 | — | 4 | — | — | — | — | — |
| Barredores..... | 7 | — | — | — | — | — | 9 | 1 | 11 | 2 | 4 | — | — | — | — | — |
| Barreteros..... | — | — | — | — | — | — | 12 | — | 2 | — | 97 | — | — | — | — | — |
| Biscladores..... | — | — | — | — | — | — | 3 | — | 4 | — | — | — | — | — | — | — |
| Bordadores..... | — | 2 | — | — | — | — | — | 11 | — | 45 | — | — | — | — | — | 2 |
| Bronceros..... | — | — | — | — | — | — | 2 | — | 1 | — | 1 | — | — | — | 1 | — |
| Buzos..... | 2 | — | — | — | — | — | 44 | — | 2 | — | — | — | — | — | — | — |
| Caballerizos..... | — | — | — | — | — | — | 2 | — | — | — | — | — | — | — | — | — |
| Cajistas..... | — | — | 1 | — | — | — | — | — | — | — | — | — | — | — | — | — |
| Calafates..... | 2 | — | — | — | — | — | 26 | — | 3 | — | 4 | — | — | — | — | — |
| Caldereros..... | 15 | — | — | — | — | — | 207 | — | 91 | — | 8 | — | 1 | — | — | — |
| Caligrafos..... | 1 | 1 | — | — | — | — | — | — | 7 | — | — | — | — | — | — | — |
| Camineros..... | 1 | — | — | — | — | — | — | — | — | — | — | — | — | — | — | — |
| Camineros..... | 18 | — | 2 | — | — | — | 2 | — | 7 | — | 2 | — | — | — | — | — |
| Canteros..... | — | — | — | — | — | — | 11 | — | 45 | — | 55 | — | — | — | 16 | — |
| Cantineros..... | 2 | — | — | — | — | — | 3 | — | 4 | 6 | — | — | — | — | — | — |
| Carceleros..... | 11 | — | — | — | — | — | 18 | — | 51 | — | — | — | — | — | 5 | — |
| Cardadores..... | — | — | — | — | — | — | — | — | 3 | — | — | — | — | — | — | — |
| Cargadores..... | 10 | — | — | — | — | — | 14 | — | 44 | — | 41 | — | — | — | — | — |
| Carabineros..... | 61 | — | 14 | — | 7 | — | 123 | — | 311 | — | 33 | — | 15 | — | 17 | — |
| Carniceros..... | 6 | — | 1 | — | — | — | 4 | — | 24 | — | 9 | — | 2 | — | 2 | — |
| Carpinteros..... | 205 | — | 67 | — | 35 | — | 491 | — | 1.558 | — | 244 | — | 21 | — | 34 | — |
| Carroceros..... | 5 | — | 4 | — | 5 | — | 1 | — | 25 | — | 2 | — | 1 | — | 3 | — |
| Carreteros..... | 22 | — | 7 | — | — | — | 73 | — | 265 | — | 40 | — | — | — | — | — |
| Carteros..... | — | — | 1 | — | — | — | 6 | — | 10 | — | — | — | — | — | — | — |
| Cartógrafos..... | — | — | — | — | — | — | — | — | 2 | — | — | — | — | — | — | — |
| Cazadores..... | — | — | — | — | — | — | 1 | — | 2 | — | 2 | — | — | — | — | — |
| Cerrajeros..... | — | — | — | — | — | — | — | — | 5 | — | — | — | — | — | — | — |
| Cesteros..... | 10 | 1 | 4 | 3 | — | 1 | 8 | 1 | 24 | 1 | 28 | 1 | 2 | 1 | — | — |
| Cigarreros..... | — | — | — | — | — | — | 1 | — | 1 | — | — | — | — | — | — | — |
| Cobradores..... | — | — | — | — | — | — | 25 | — | 42 | — | 4 | — | — | — | — | — |
| Cocineros..... | 10 | 137 | — | — | — | — | 72 | 224 | 22 | 707 | 70 | — | 1 | 23 | 1 | — |
| Colchoneros..... | — | — | — | — | — | — | 2 | — | 2 | — | 1 | — | — | — | — | — |
| Comisionistas..... | 4 | — | — | — | — | — | 8 | 1 | 80 | 6 | 3 | — | — | — | — | — |
| Concreteros..... | — | — | — | — | — | — | 2 | — | 35 | — | — | — | — | — | — | — |
| Confiteros..... | — | — | — | — | — | — | — | — | 12 | — | — | — | — | — | — | — |
| Conscriptos..... | 2 | — | — | — | 1 | — | 189 | — | 372 | — | — | — | — | — | — | — |
| Constructores..... | 28 | — | 8 | — | 2 | — | 32 | 1 | 270 | — | 49 | — | 2 | — | — | — |
| Contadores..... | 17 | 1 | 6 | — | — | — | 28 | 6 | 217 | 20 | 8 | — | — | 1 | — | — |
| Contadores..... | 3 | — | — | — | — | — | 3 | — | 47 | — | — | — | — | — | — | — |
| Contadores comercio..... | — | — | — | — | — | — | 5 | — | 27 | — | 24 | — | — | — | — | — |
| Costureros..... | — | 176 | — | 58 | 24 | — | — | 3 | — | 1.149 | — | 74 | — | 20 | — | 21 |
| Comerciantes..... | 209 | 207 | 98 | 60 | 38 | 27 | 611 | 214 | 1.711 | 1.079 | 81 | 74 | 48 | 47 | 33 | 23 |
| Cuidadores..... | 6 | — | — | — | 1 | — | 10 | 4 | 41 | 27 | 25 | 1 | — | — | 3 | — |
| Curtidores..... | — | — | — | — | — | — | — | — | 27 | — | 1 | — | — | — | — | — |
| Chemanteros..... | — | — | — | — | — | — | — | — | 2 | — | — | — | — | — | — | — |
| Chofers..... | 26 | — | 6 | — | 2 | — | 77 | — | 323 | — | 28 | — | — | — | 4 | — |
| Dactilógrafos..... | — | 1 | — | 1 | — | — | — | — | 8 | — | 14 | — | — | — | — | — |
| Decoradores..... | — | — | — | — | — | — | — | — | 7 | — | — | — | — | — | — | — |
| Decoradores..... | — | — | — | — | — | — | — | — | 5 | — | — | — | — | — | — | — |
| Dentistas..... | 1 | 3 | 1 | — | — | — | 8 | — | 38 | — | 1 | — | — | — | 1 | — |
| Dibujantes..... | — | — | — | — | — | — | — | — | 11 | — | — | — | — | — | — | — |
| Emballadores..... | — | — | — | — | — | — | — | — | 1 | — | — | — | — | — | — | — |
| Empleados..... | 45 | 11 | 2 | — | 1 | 3 | 125 | 33 | 268 | 79 | 13 | | | | | |

| Ocupaciones | TOMÉ | | CORLEMU | | RÁNQUIL | | TALCAHUANO | | CONCEPCIÓN | | PENCO | | HUALQUI | | FLORIDA | |
|--------------------|-------|-------|---------|-----|---------|-----|------------|-------|------------|-------|-------|-----|---------|-----|---------|-----|
| | H. | M. | H. | M. | H. | M. | H. | M. | H. | M. | H. | M. | H. | M. | H. | M. |
| Albanistas | 2 | | | | | | 6 | | 47 | | 1 | | | | | |
| Electricistas | 19 | | 2 | | | | 206 | | 229 | | 44 | | 2 | | 4 | |
| Embaladores | | | | | | | 2 | | 32 | | 2 | | | | | |
| Embaldosadores | | | | | | | 1 | | 4 | | 2 | | | | | |
| Embotelladores | | 1 | | | | | | | | 6 | | | | | | |
| Empalilladores | | | | | | | 1 | | 2 | | | | | | | |
| Empastadores | 1 | | | | | | 1 | | | | 1 | | | | | |
| Empapeladores | | | 1 | | | | | | | | 1 | | | | | |
| Empaquetadores | 3 | 2 | | | | | 3 | 6 | 20 | 39 | 7 | 6 | | | | |
| Enceradores | 2 | | | | | | 12 | | 3 | | | | | | | |
| Encuadernadores | 1 | | | | | | 2 | | 31 | 3 | | | | | | |
| Enchapadores | | | | | | | 1 | | 1 | | | | | | | |
| Enfermeros | 4 | 6 | | 3 | 1 | | 15 | 31 | 10 | 106 | 1 | 1 | | | | 1 |
| Enferradores | 5 | | | | | | 1 | | 130 | | 7 | | | | | |
| Engrasadores | | | | | | | 5 | | | | | | | | | |
| Enólogos | | | | | | | 2 | | | | | | | | | |
| Enjuncadores | 1 | | | | | | | | | | | | | | | |
| Enrioladores | 1 | | 1 | | | | 3 | | 6 | | | | | | | |
| Escenógrafos | | | | | | | 1 | | 1 | | | | | | | |
| Escritoribientes | 3 | | | | | | 35 | 3 | 25 | 12 | | | | | | |
| Escritores | | | | | | | 3 | | 1 | | | | | | | |
| Esmalitadores | | | | | | | | | | | | | | | | |
| Estadísticos | 1 | | | | 1 | | 6 | | 7 | 16 | | 1 | | | | |
| Estiladores | 19 | | | | | | 158 | | 3 | | 39 | | | | | |
| Estuaculares | 10 | | | | | | 15 | | 196 | | 7 | | | | | |
| Estudiantes | 1.151 | 1.266 | 437 | 414 | 346 | 371 | 3.588 | 3.584 | 7.682 | 7.873 | 862 | 831 | 326 | 338 | 352 | 349 |
| Explotadores | | | | | | | 1 | | | | | | | | | |
| Farmacéuticos | | 4 | 1 | | | | 3 | 2 | 6 | 21 | | 2 | | | | 1 |
| Fiambreros | | | | | | | 2 | | | 2 | | 1 | | | | |
| Fleteros | | | 2 | | | | 10 | | 25 | | 6 | | 3 | | | |
| Floristas | | | | | | | 6 | 2 | 1 | 7 | | | | | | |
| Fogoneros | 41 | | 3 | | 2 | | 88 | | 115 | | 29 | | 1 | | | |
| Fotógrafos | 1 | | | | | | 1 | | 4 | | | | | | | |
| Fotógrafos | 6 | | | | | | 6 | 2 | 28 | 3 | 2 | | | | | |
| Fundidores | | | | | | | 24 | | 38 | | 8 | | | | | |
| Ganaderos | 1 | | | | | | 5 | 1 | | | | | | | | |
| Gasfiteros | 10 | | 2 | | | | 44 | | 147 | | 9 | | 1 | | | |
| Grabadores | | | | | | | | | 6 | | | | | | | |
| Geólogos | | | | | | | 1 | | 1 | | | | | | | |
| Herreros | 3 | | 12 | | 1 | | 70 | | 93 | | 20 | | 6 | | 12 | |
| Hieladeros | 1 | | | | | | 1 | | 4 | | 1 | 1 | | | | |
| Hilanderos | 88 | 44 | | | | | 1 | | 108 | 21 | | | 2 | | | 4 |
| Hojalateros | 7 | | 2 | | 2 | | 10 | | 50 | | 8 | | | | 1 | |
| Hortelanos | 3 | | 1 | | 3 | 1 | 12 | | 49 | 8 | | 5 | 1 | 1 | 3 | |
| Horneros | | | | | | | 3 | | 2 | | 20 | | | | | |
| Hoteles | 2 | | 1 | | | | 3 | | | | | | | | | |
| Impresores | | | | | | | 2 | 1 | 6 | 2 | | | 1 | | | |
| Industriales | 21 | 1 | 13 | 3 | | | 15 | 2 | 224 | 15 | 18 | 2 | 4 | | | 1 |
| Ingenieros | 8 | | 6 | | | | 30 | | 80 | | 19 | | 2 | | | |
| Inspectores | 10 | | | | 4 | | 24 | 3 | 121 | | 9 | | 1 | | 1 | |
| Jarcieros | | | 3 | | | | 20 | | 7 | | | | | | | |
| Jardineros | 10 | | | | 1 | | 40 | | 79 | | 7 | | | | | |
| Jinetes | | | | | | | 32 | | 10 | | | | | | | |
| Jornaleros | 2.203 | 896 | 1.610 | 67 | 1.121 | 44 | 2.064 | 164 | 4.672 | 1.372 | 1.850 | 202 | 756 | 34 | 1.556 | 63 |
| Jueyes | 2 | | | | | | 3 | | 15 | | | | | | | |
| Jubilados | 21 | 6 | 11 | | 1 | 3 | 264 | 15 | 414 | 62 | 21 | 1 | 32 | 1 | 6 | 2 |
| Jueces | | | | | | | 6 | | 9 | | | | | | | |
| Ladrilleros | 6 | | | | | | 39 | | 33 | | 4 | | 1 | | | |
| Lancheros | 6 | | | | | | 53 | | 1 | | 56 | | | | | |
| Lavanderos | | 64 | | 46 | | 22 | 10 | 266 | 9 | 584 | | 43 | | 20 | | 19 |
| Lecheros | 1 | | | | | | 7 | | 6 | | | | 1 | | | |
| Leñadores | 2 | | 1 | | | | 11 | | 13 | | 5 | | | | 1 | |
| Libreros | 1 | 1 | | | | | | | 1 | | | | 1 | | | |
| Limpiapistas | 6 | | | | | | 6 | | 35 | | 3 | | | | | |
| Lustrabotas | 4 | | | | | | 12 | | 31 | | 1 | | | | | |
| Llaveros | 3 | 2 | 2 | | 1 | 3 | 4 | 3 | 13 | 12 | 1 | 1 | | 2 | | |
| Malleros | | | | | | | 2 | | | | | | | | | |
| Manicuristas | | | | | | | | 8 | | 11 | | | | | | |
| Maquinistas | 8 | | | | | | 22 | | 115 | | 30 | | 2 | | | |
| Marginadores | | | | | | | 4 | | 1 | | | | | | | |
| Marinos | 105 | | 1 | | | | 2.166 | | 121 | | 2 | | | | 1 | |
| Marroquineros | | | | | | | 1 | | 5 | | 1 | | | | | |
| Martilleros | | | | | | | 6 | | 11 | | | | | | | |
| Masajistas | 1 | | | | | | 4 | | 6 | | 5 | | 1 | | | |
| Matarifes | 2 | | 1 | | | | 17 | | 43 | | 4 | | | | | |
| Matronas | | 1 | | 1 | | | 21 | 16 | | 21 | | 1 | | | | 1 |
| Mayordomos | 35 | 1 | 24 | | | | 55 | 1 | 70 | | 19 | | 10 | 1 | 16 | 1 |
| Mecánicos | 105 | | 19 | | 5 | | 718 | | 891 | | 156 | | 10 | | 5 | |
| Mecánicos dentales | | | | | | | 2 | | | | 4 | | 1 | | | |
| Mecanógrafos | | | | | | | | | 9 | | | | | | | |
| Médicos | 6 | | 2 | | | | 17 | 4 | 67 | 6 | 4 | | | | 2 | |
| Mendigos | 2 | | | | | | 6 | 1 | 6 | | 3 | | | | | |
| Mensajeros | 3 | | 1 | | | | 2 | | 20 | | 1 | | 1 | | | |
| Meretrices | | | | | | | | 42 | | 33 | | | | | | |
| Militares | 19 | | | | | | 9 | | 409 | | 2 | | | | | |
| Miseros | 10 | | | | 1 | | 7 | | 49 | | 626 | | 1 | | 77 | |
| Modistas | | 44 | | 10 | | 8 | | 138 | | 686 | | 23 | | 8 | | 9 |
| Modinos | 13 | | 2 | | | | 21 | | 26 | | 9 | | | | 1 | |
| Moteros | 1 | | | | | | 7 | | 1 | | | | | | | |
| Motoristas | | | | | | | 5 | | 36 | | | | | | | |
| Movilizadores | | | | | | | | | 2 | | | | | | | |
| Muñecas | 1 | 1 | 24 | | 14 | | 161 | 5 | 424 | 22 | 67 | | 4 | | 14 | |
| Mueblistas | 2 | | | | 2 | | 18 | | 266 | | 5 | | | | | |
| Músicos | 1 | | 6 | | | | 39 | 3 | 48 | | 8 | | | | | |

| OCUPACIONES | TOMÉ | | COLEMU | | RÁNQUIL | | TALCAHUANO | | CONCEPCIÓN | | PENCO | | HUALQUI | | FLORIDA | |
|--------------------------------|-------|--------|--------|-------|---------|-------|------------|--------|------------|--------|-------|-------|---------|-------|---------|-------|
| | H. | M. | H. | M. | H. | M. | H. | M. | H. | M. | H. | M. | H. | M. | H. | M. |
| Niñeras | | 20 | | 12 | | 7 | | 42 | | 150 | | 14 | | 1 | | 2 |
| Niqueladores | 2 | | | | | | | | 2 | | | | | | | |
| Niveladores | | | | | | | | 2 | | | | | | | | |
| Notarios | 1 | | | | | | | 2 | | 1 | | 2 | | | | |
| Oficinistas | 208 | 58 | 39 | 7 | 17 | 3 | 433 | 95 | 2.685 | 729 | 117 | 14 | 20 | 7 | 15 | 4 |
| Ópticos | | | | | | | 1 | | 6 | 1 | | | | | | |
| Operadores | 1 | | | | | | 1 | | 3 | | | | | | | |
| Ortopédicos | | | | | | | | | 1 | | | | | | | |
| Ordeñadores | | 9 | | | | | | 1 | 3 | 7 | | 1 | | | | 5 |
| Panaderos | 29 | | 6 | 1 | | | 74 | 1 | 356 | 2 | 13 | 4 | | | | |
| Panteoneros | | | | | | | 1 | | | | | | | | | |
| Pasteleros | 1 | | | | | | 2 | 1 | 32 | 6 | | | | | | |
| Peliteros | 1 | | | | | | | | 1 | 8 | | | | | | |
| Pedicuros | | | | | | | | | 1 | 2 | | | | | | |
| Peliqueros | 16 | 3 | 3 | | | | 29 | 3 | 113 | 44 | 7 | 2 | 2 | | 1 | |
| Perforadores | | | | | | | | | | 1 | | | | | | |
| Perinistas | | | | | | | 3 | 1 | 64 | 2 | | | | | 1 | |
| Pescadores | 244 | 4 | | | | | 566 | 4 | 6 | 2 | 58 | 2 | | | | |
| Pintores | 33 | | 1 | | | | 87 | | 256 | | 24 | | 3 | | | |
| Picadores de leña | 1 | | | | | | 4 | | 2 | | 2 | | | | | |
| Piogramadores | | | | | | | 1 | | | | | | | | | |
| Plantilleros | | | | | | | | | 1 | | | | | | | |
| Plateros | | | | | | | | | 6 | | | | | | | |
| Plomeros | | | | | | | 7 | | 6 | | | | | | | |
| Porteros | 14 | | 1 | | | | 12 | 4 | 62 | 6 | 9 | | 1 | | | 1 |
| Practicantes | 10 | 5 | 2 | | | 2 | 34 | 11 | 55 | 37 | 8 | 1 | 1 | | 1 | 1 |
| Previsistas | 1 | | | | | | | | 30 | 5 | | | | | | |
| Preparadores de caballos | | | | | | | 28 | | 3 | | | | | | | |
| Profesores | 11 | 51 | 11 | 15 | 4 | 11 | 48 | 119 | 225 | 425 | 6 | 28 | 2 | 5 | 2 | 12 |
| Pulidores | | | | | | | | | 3 | | 2 | 9 | | | | |
| Químicos | 2 | | | | | | 2 | | 19 | 2 | 2 | | | | | |
| Radiotelegrafistas | 7 | | | | | | 5 | | 5 | 1 | | | | | | |
| Recaudadores | 1 | | | | | | 6 | 2 | 9 | 1 | 1 | | | | | |
| Recamadores | | | | | | | 1 | | 1 | | | | | | | |
| Reductores | | | | | | | | | 2 | | | | | | | |
| Regadores | | | | | | | | | | | | | | | | |
| Relojeros | 4 | 1 | | | | | 3 | 1 | 29 | | | 2 | | | | |
| Religiosos | | 5 | | | | | 2 | 9 | 13 | 122 | | | | | | |
| Repartidores | 6 | | | | | | 25 | | 84 | 3 | 5 | | | | | |
| Renfistas | 14 | 21 | 3 | 2 | 1 | | 47 | 89 | 174 | 268 | 7 | 5 | 13 | 11 | | 1 |
| Remachadores | | | | | | | 2 | | 1 | | | | | | | |
| Reos | | | | | | | 64 | | 323 | 124 | 1 | | | | | |
| Repujadores | | 2 | | | | | 2 | | 6 | 13 | | | | | | |
| Retorcedores | | | | | | | | | 1 | | | | | | | |
| Sacerdotes | 5 | | 1 | | 1 | | 3 | | 20 | | 2 | | | | 1 | |
| Sastres | 9 | 5 | 3 | | | | 26 | 27 | 129 | 209 | 4 | | 1 | 4 | 2 | |
| Sepultureros | | | | | | | 1 | | 11 | | | | | | | |
| Senadores | | | | | | | | | 1 | | | | | | | |
| Soldadores | | | | | | | 15 | | 11 | | 4 | | | | | |
| Sombrereros | 1 | 3 | | 9 | | | | | 18 | 53 | 1 | | | 1 | | 1 |
| Suplementeros | 2 | 2 | 1 | | | | 6 | 4 | 57 | 1 | | | | | | |
| Serenos | 17 | | 1 | | 1 | | 8 | | 47 | | 8 | 1 | | | | |
| Talabarteros | 2 | | 2 | | 2 | | 6 | | 70 | | 2 | | 2 | | 5 | |
| Talladores | | | | | | | 2 | | 3 | | | | | | | |
| Tanquigrafos | | | | | | | | | 1 | 9 | | | | | | |
| Tanqueros | | | | | | | | | 29 | | | | | | | |
| Tanqueros | | | | | | | 4 | | 4 | | | | | | | |
| Tanqueros | | | | | | | 4 | | 3 | | | | | | | |
| Tanqueros | 1 | | | | | | | | 3 | | | | | | | |
| Técnicos | 37 | | 1 | | | | 12 | | 70 | 2 | 9 | | | | | |
| Técnicos | 108 | 179 | 2 | 5 | | | 13 | | 64 | 216 | 3 | | | 4 | | 1 |
| Tenedores de libros | 2 | | | | | | 7 | | 7 | 1 | | | | | | |
| Telefonistas | 1 | 6 | | | 1 | | 6 | 7 | 28 | | 1 | 5 | | | | |
| Telegrafistas | 3 | 1 | 1 | 1 | | | 11 | 5 | 31 | 27 | 1 | | 1 | | | |
| Tintoreros | 17 | | | | | | 3 | | 34 | 7 | | | | | | |
| Tipógrafos | 4 | | | | | | 8 | | 59 | 1 | | | | | | |
| Toneleros | 85 | | 12 | | 8 | | 2 | | 22 | | 3 | | 1 | | 2 | |
| Tobogranos | | | | | | | 1 | | 5 | | 1 | | | | | |
| Torneros | 14 | | | | | | 60 | | 52 | | 37 | | | | | |
| Tranviarios | | | | | | | 4 | | 2 | | | | | | | |
| Trapicheros | | | | | | | | | | | | | | | | |
| Turistas | | | | | | | | | 1 | | | | | | | |
| Urdidores | | | | | | | | | 6 | 7 | | | | | | |
| Vaciadores | | | | | | | 1 | | 1 | | | | | | | |
| Vendedores | 33 | 10 | 1 | | 1 | | 19 | 8 | 220 | 70 | 3 | 16 | 1 | 1 | 2 | 3 |
| Veterinarios | | | | | | | | | 3 | | | | | | | |
| Vidrieros | | | | | | | | | 68 | | 11 | | | | | |
| Vinicultores | 1 | | 1 | | | | 1 | | 3 | | | | | | | |
| Vistateros | 1 | | | | | | 4 | | 2 | | 3 | | | | | |
| Visitadoras sociales | | 1 | | | | | | 7 | | 13 | | | | | | 1 |
| Vulcanizadores | | | | | | | 3 | | 14 | | 1 | | | | | |
| Zapateros | 67 | 2 | 14 | | 12 | | 155 | | 477 | 9 | 33 | | 13 | | 6 | |
| Totales | 9.978 | 10.754 | 4.240 | 4.081 | 2.834 | 2.565 | 20.387 | 21.149 | 42.372 | 49.992 | 8.094 | 7.150 | 2.817 | 3.040 | 4.417 | 5.715 |

| OCUPACIONES | CORONEL | | LOTA | | SANTA JUANA | | YUMBEL | | CABRERO | | SAN ROSENDO | | PROVINCIA CONCEPCION | | |
|---------------------------|---------|--------|-------|--------|-------------|-------|--------|-------|---------|-------|-------------|-------|----------------------|---------|---------|
| | H. | M. | H. | M. | H. | M. | H. | M. | H. | M. | H. | M. | Hombres | Mujeres | Total |
| Si se especifica | 4.216 | 10.169 | 5.368 | 12.702 | 1.946 | 3.683 | 2.563 | 5.433 | 2.114 | 4.192 | 2.533 | 5.560 | 45.387 | 108.458 | 153.845 |
| Abogados | 8 | 1 | 1 | | 1 | | 4 | | | | 1 | | 77 | 12 | 89 |
| Adivinos | 1 | | | 1 | 1 | | | | 1 | | | | 4 | 13 | 17 |
| Administradores | 19 | 5 | 10 | 2 | 22 | 4 | 31 | 1 | 21 | 2 | 34 | 3 | 433 | 41 | 474 |
| Agricultores | 117 | 2 | 132 | 7 | 814 | 176 | 699 | 94 | 578 | 82 | 960 | 149 | 5.909 | 867 | 6.776 |
| Agriensores | 1 | | 3 | | | | | | | | | | 6 | 1 | 7 |
| Agroñomos | 1 | | | | | | | | | | | | 12 | 3 | 15 |
| Albañiles | 183 | | 256 | | 9 | | 49 | | 10 | | | | 2.366 | | 2.366 |
| Alarifes | 1 | | | | | | 2 | | | | | | 29 | | 29 |
| Alfareros | | | | | | | | | | | | | 20 | 5 | 25 |
| Amasadores | | | 3 | | | | | | | | | | 21 | | 21 |
| Amasanderos | | 8 | 1 | 3 | | | 2 | 9 | | | | 17 | 6 | 70 | 76 |
| Aparceros | | | | | | 3 | | | | | | | 8 | 5 | 13 |
| Aparadores | | 6 | | 2 | | | | | | | | | 4 | 80 | 84 |
| Apicultores | | | 3 | | 2 | | | | 1 | | | | 15 | 4 | 19 |
| Aplanchadores | | 1 | | | | | | | | | | 1 | 3 | 16 | 19 |
| Armadores | 3 | | 6 | | | | | | | | 5 | | 20 | | 20 |
| Armeros | 1 | | 1 | | | | | | | | | | 5 | 5 | 10 |
| Arquitectos | 1 | | 3 | | | | | | | | | | 48 | 2 | 50 |
| Arrieros | | | 1 | | 5 | | 3 | | 13 | | 4 | 1 | 7 | 2 | 9 |
| Artistas pintores | | | | | | | | | | | | | 4 | 1 | 5 |
| Artistas escultores | 1 | | 1 | | | | | | | | | | 9 | 1 | 10 |
| Artistas de teatro | | | | | | | | | 5 | 4 | | | 4 | 7 | 11 |
| Artistas de radio | | | 3 | | | | | | | | | | 4 | 7 | 11 |
| Artistas de circo | | | 2 | | | | | | | | | | 7 | 7 | 14 |
| Artistas otros | | | 2 | | 2 | | | | | | | | 14 | 67 | 81 |
| Arqueólogos | 1 | | | | | | | | | | | | 1 | 3 | 4 |
| Ascensoristas | | | 2 | | | | | 1 | | | 1 | | 36 | 2 | 38 |
| Aserradores | 23 | | 1 | | | | | | | | | | 2 | 1 | 3 |
| Asfaltadores | | | 1 | | | | | | | | | | 1 | | 1 |
| Astrónomos | 1 | | 2 | | | | | | | | | | 49 | | 50 |
| Aucijas | 1 | | 1 | | 2 | 2 | 1 | | 5 | | 6 | | 456 | 99 | 555 |
| Auxiliares | 74 | 14 | 57 | | 1 | | 1 | | | | | | 1 | 5 | 6 |
| Aviadores | | | 1 | | 1 | | 1 | | 4 | | | | 11 | 5 | 16 |
| Avicultores | | | | | | | | | | | | | | | |
| Baldoseros | | | 1 | | | | | | | | | | 1 | | 1 |
| Balseros | 1 | | 1 | | 4 | | 1 | | | | | | 28 | 2 | 30 |
| Barnizadores | 1 | | 6 | | | | | | | | | | 50 | | 50 |
| Barredores | 10 | | 2 | | | | | | | | | | 43 | 5 | 48 |
| Barreteros | 207 | | 111 | | 2 | | | | | | | | 439 | 8 | 447 |
| Biscladores | | | 1 | | | | | | | | | | 8 | | 8 |
| Bordadores | | 6 | | | | | | | 5 | | | | | 80 | 80 |
| Bronceros | 2 | | 3 | | | | | | | | | | 8 | | 8 |
| Buzos | | | 3 | | | | | | | | | | 31 | | 31 |
| Caballerías | 1 | | 1 | | | | | | | | | | 4 | | 4 |
| Cajistas | | | 1 | | | | | | | | 1 | | 3 | | 3 |
| Calafates | | | 1 | | | | | | | | | | 36 | | 36 |
| Caldereros | 53 | | 37 | | | | | | | | 4 | | 416 | | 416 |
| Caligrafos | 7 | | | | | | | | | | | | 9 | 1 | 10 |
| Camineros | 48 | | 1 | | | | | | 2 | | | | 64 | | 64 |
| Canteros | 3 | | 14 | | 2 | | | | | | | 18 | 184 | | 202 |
| Cantineros | | | | | | | | | | | | | 1 | 6 | 7 |
| Carceleros | 18 | | 1 | | | | 1 | 9 | | | | | 113 | | 121 |
| Cardadores | | | 2 | | | | | | | | | | 5 | | 5 |
| Cargadores | 19 | | 4 | | | | | | | | 1 | | 133 | | 133 |
| Carabineros | 130 | | 115 | | 18 | | 41 | 2 | 16 | | 32 | | 922 | | 922 |
| Carniceros | | | 11 | | | | 2 | | 1 | | | | 62 | | 62 |
| Carpinteros | 309 | | 439 | | 26 | | 99 | 38 | 38 | | 42 | | 3.608 | | 3.608 |
| Carroceros | 1 | | 7 | | 3 | | 9 | 3 | 3 | | 3 | | 72 | | 72 |
| Carreteros | 67 | | 46 | | 3 | | 8 | | 3 | | 3 | | 532 | | 532 |
| Carteros | 1 | | | | | | | | | | | | 18 | | 18 |
| Cartógrafos | | | 1 | | | | | | | | | | 3 | | 3 |
| Casadores | 1 | | 1 | | | | | | | | | | 5 | | 5 |
| Cerrajeros | 1 | | 1 | | | | | | | | | | 8 | | 8 |
| Cesteros | 4 | 1 | 14 | | 3 | 2 | 3 | 3 | 1 | | 2 | | 102 | 16 | 118 |
| Cigarreros | | | | | | | | | | | | | 1 | | 1 |
| Cobayadores | 7 | | 6 | | | | | | | | | | 86 | 5 | 90 |
| Cocineros | 13 | 131 | 25 | | 109 | 1 | 40 | 2 | 107 | 2 | 32 | | 149 | 1.898 | 2.047 |
| Colchoneros | 1 | | 1 | | | | | | | | | | 5 | | 5 |
| Comisionistas | 3 | 1 | 2 | | | | | 1 | | | | | 101 | 11 | 112 |
| Concretos | | | | | | | | | | | | | 40 | | 40 |
| Confiteros | 1 | | 1 | | | | | | | | | | 14 | 1 | 15 |
| Conscriptos | 2 | | 1 | | | | 4 | | 1 | | 1 | | 571 | | 571 |
| Constructores | 149 | | 75 | | | | 4 | 4 | 4 | | 3 | | 628 | 2 | 630 |
| Contadores | 18 | 3 | 10 | | 2 | | | | 2 | | 1 | | 311 | 30 | 341 |
| Cortadores | 4 | | 4 | | | | | | 1 | | | | 87 | | 87 |
| Corredores comercio | | | | | | | 1 | | | | | | 37 | 6 | 43 |
| Costureras | | 239 | | 194 | | 44 | | 51 | | 18 | | 52 | | 2.334 | 2.334 |
| Comerciantes | 299 | 369 | 273 | 251 | 19 | 40 | 110 | 120 | 72 | 29 | 106 | 91 | 3.708 | 2.930 | 6.638 |
| Cuidadores | 20 | 1 | 28 | 3 | | | 4 | 1 | 3 | 1 | 2 | 1 | 141 | 41 | 182 |
| Curtidores | 1 | | | | | | | | | | | | 29 | | 29 |
| Chamanteros | | | | | | | | | | | | | 3 | 4 | 7 |
| Choferes | 64 | | 47 | | | | 18 | | 4 | | 3 | | 592 | | 592 |
| Dactilógrafos | 2 | 2 | 1 | | | | | | | | | | 12 | 23 | 35 |
| Decoradores | | | | | | | | | | | | | 7 | 5 | 12 |
| Deportistas | 1 | | | | | | 2 | 1 | | | | | 15 | 1 | 16 |
| Dentistas | 3 | | 2 | | 1 | | | | | | | | 58 | 20 | 78 |
| Desollinadores | | | | | | | | | | | | | 5 | | 5 |
| Desocupados | 57 | 6 | 71 | 9 | | | | | 12 | 5 | 34 | 4 | 641 | 156 | 797 |
| Detectives | 2 | | | | | | | | | | | | 26 | | 26 |
| Dibujantes | 1 | | | | | | | | | | | | 42 | 2 | 44 |
| Diplomáticos | | | 1 | | | | | | | | | | 2 | | 2 |
| Diputados | | | | | | | | | | | | | 2 | | 2 |
| Domésticos | 15 | 340 | 18 | 442 | 92 | 93 | 23 | 194 | | 157 | 12 | 206 | 385 | 6.703 | 7.088 |
| Donkeros | | | 5 | | | | | | | | | | 24 | | 24 |
| Doradores | 6 | | | | 1 | | | | | | 3 | | 13 | | 13 |

| OCUPACIONES | CORONEL | | LOTA | | SANTA JUANA | | YUMBEL | | CABRERO | | SAN ROSENDO | | PROVINCIA CONCEPCIÓN | | |
|--------------------|---------|-------|-------|-------|-------------|-----|--------|-----|---------|-----|-------------|-----|----------------------|---------|--------|
| | H. | M. | H. | M. | H. | M. | H. | M. | H. | M. | H. | M. | Hombres | Mujeres | Total |
| Ebanistas | | | 2 | | | | | | | | | | 57 | | 57 |
| Electricistas | 92 | | 155 | | | | 4 | | 3 | | 8 | | 768 | | 768 |
| Embaladores | | | 3 | | | | | | | | | | 39 | | 39 |
| Embaladosadores | | | 1 | | | | | | | | | | 8 | | 8 |
| Embotelladores | | | 1 | | | | | | | | | | 1 | 7 | 8 |
| Empalladores | | | 3 | | | | | | | | | | 3 | | 3 |
| Emapastadores | | | 2 | | | | | | | | | | 5 | | 5 |
| Emapapeladores | | | | | | | | | | | 1 | | 3 | | 3 |
| Emapaquetadores | 2 | | 1 | | | | | | | | | | 35 | 52 | 87 |
| Enceradores | | | | | | | | | | | 1 | | 18 | | 18 |
| Encuadernadores | 1 | | 3 | | | | | | | | | | 38 | 3 | 41 |
| Enchapadores | | | | | | | | | | | | | 1 | | 1 |
| Enfermeros | 6 | 14 | 1 | 5 | | 1 | | 3 | | 2 | | 1 | 37 | 172 | 210 |
| Enfierradores | | | | | | | | | | | 2 | | 145 | | 145 |
| Engrasadores | 8 | | 1 | | | | | | | | | | 14 | | 14 |
| Enólogos | | | 1 | | | | | | | | | | 3 | | 3 |
| Enjuncadores | | | | | | | | | | | | | 2 | | 2 |
| Enrioladores | | | 2 | | | 1 | | 1 | | | | | 13 | | 15 |
| Escenógrafos | | | | | | | | | | | | | 2 | | 2 |
| Escribientes | 4 | 2 | 2 | | | | | | | | 1 | | 71 | 17 | 88 |
| Escritores | | | | | | | | | | | | | 4 | | 4 |
| Esamaltadores | | | 2 | | | | | | | | | | 2 | | 2 |
| Estadísticos | 3 | | 2 | 1 | | 2 | | | | | | | 18 | 21 | 39 |
| Estibadores | 83 | | 35 | | | | | | | | | | 337 | | 337 |
| Estuacadores | 17 | | 7 | | | 1 | | 2 | | | 5 | | 263 | | 263 |
| Estudiantes | 1.963 | 1.992 | 1.857 | 2.041 | 316 | 324 | 929 | 842 | 490 | 466 | 849 | 761 | 21.178 | 21.452 | 42.630 |
| Exploadores | | | | | | | | | | | | | 1 | | 1 |
| Farmacéuticos | | 6 | 4 | 5 | | | 1 | 1 | | | | 2 | 15 | 44 | 59 |
| Fianbreros | 1 | 1 | | | | | | | | | | | 10 | 4 | 14 |
| Fleteros | 12 | | 6 | | 2 | | 2 | | | | 2 | | 70 | | 70 |
| Floristas | | 2 | 14 | 2 | | | | | | | | 1 | 24 | 14 | 38 |
| Fogoneros | 99 | | 101 | | | | 1 | | 3 | | 4 | | 529 | | 529 |
| Fotografadores | | | | | | | | | | | | | 5 | | 5 |
| Fotógrafos | 4 | | 7 | | | | 2 | | | | 2 | | 56 | 5 | 61 |
| Fundidores | 20 | | 10 | | | | 1 | | | | | | 101 | | 101 |
| Ganaderos | | | | | | | | | | | | | 4 | 1 | 5 |
| Gasfiteros | 26 | | 22 | | | | 4 | | 1 | | | | 266 | | 266 |
| Grabadores | | | | | | | | | | | | 1 | 7 | | 7 |
| Geólogos | | | 2 | | | | | | | | | | 4 | | 4 |
| Herreros | 60 | | 62 | | 5 | | 7 | | 3 | | 8 | | 361 | | 361 |
| Meladeros | 3 | | 1 | | | | | | | | | | 10 | 5 | 15 |
| Hilanderos | | | 4 | 2 | 1 | 9 | 6 | 3 | | 2 | | | 211 | 87 | 298 |
| Hojalateros | 2 | | 3 | | | | | | | | 6 | | 90 | | 90 |
| Hortelanas | 10 | 4 | 3 | 2 | | 1 | 1 | 4 | 3 | 1 | | | 101 | 27 | 128 |
| Horneros | 1 | | | | | | | | | | | | 23 | | 23 |
| Hoteleros | | 1 | 4 | | | | | | | | | | 10 | 1 | 11 |
| Impresores | | | 14 | | | | 2 | | | | | | 25 | 3 | 28 |
| Industriales | 7 | | 12 | | 1 | | 9 | 3 | 5 | 2 | 3 | 1 | 352 | 30 | 362 |
| Ingenieros | 41 | | 18 | | 1 | | 1 | 1 | 1 | | | | 205 | 19 | 224 |
| Inspectores | 14 | 1 | 16 | 2 | 2 | | 3 | 1 | 3 | | 19 | | 226 | 17 | 243 |
| Jarcieros | 1 | | 2 | | | | 2 | | 4 | | | | 40 | | 40 |
| Jardineros | 24 | | 23 | | 1 | | 5 | | 2 | | 1 | | 194 | | 194 |
| Jinetes | | | 4 | | | | | | | | | | 46 | | 46 |
| Jornaleros | 2.092 | 46 | 2.410 | 224 | 1.101 | 129 | 1.918 | 112 | 1.811 | 93 | 1.914 | 38 | 26.867 | 3.463 | 30.530 |
| Joyeros | | | 3 | | | | | | | | | | 24 | | 24 |
| Jubilados | 32 | 7 | 17 | 3 | 1 | 1 | 19 | 2 | 14 | 2 | 39 | 4 | 881 | 99 | 980 |
| Jueces | 1 | | 1 | | | | | | | | | | 16 | | 16 |
| Ladrilleros | 2 | | 36 | | | | 1 | | 1 | | | | 125 | | 125 |
| Lanceros | 73 | | 60 | | 2 | | 2 | | | | | | 253 | | 253 |
| Lavaderos | 2 | 96 | 3 | 38 | 1 | 21 | 2 | 62 | 1 | 11 | | 42 | 25 | 1.524 | 1.549 |
| Lecheros | 3 | | 1 | | | | | | | | | | 20 | | 21 |
| Leñadores | 12 | | 2 | | | | | | | | | | 48 | | 48 |
| Libreros | 1 | | 2 | | | | | | | | | | 8 | 1 | 9 |
| Linotipistas | | | 11 | | | | | | | | 2 | | 61 | | 61 |
| Lustrabotas | 3 | | 9 | | | | 1 | | | | 2 | | 63 | | 63 |
| Llaveros | 1 | 1 | | 1 | | 1 | 1 | 2 | 4 | | | | 30 | 28 | 58 |
| Malleros | | | | | | | | | | | | | 2 | | 2 |
| Manicureros | | | | | | | | | | | | | | 19 | 19 |
| Maquinistas | 73 | | 147 | | | | | | 1 | | 50 | | 448 | | 448 |
| Marginadores | | | | | | | | | | | | | 5 | | 5 |
| Marineros | 157 | | 216 | | | | | | | | | | 2.769 | | 2.769 |
| Microquineros | 1 | | 7 | | | | | | | | | | 15 | | 15 |
| Martilleros | | | | | | | | | | | | | 16 | | 16 |
| Masafistas | | | | | | | 1 | | | | | | 13 | 6 | 19 |
| Matafistas | 5 | | 14 | | | | | | 1 | | | | 87 | | 87 |
| Matronas | | 8 | | 4 | | 1 | | 3 | | 1 | | 2 | | 60 | 60 |
| Mayordomos | 75 | 1 | 55 | | 4 | | 41 | | 28 | | 16 | | 500 | 24 | 524 |
| Mecánicos | 240 | | 239 | | 6 | | 26 | | 9 | | 47 | | 2.476 | | 2.476 |
| Mecánicos dentales | | | | | | | 1 | | | | | 1 | 12 | 7 | 19 |
| Mecanógrafos | | | | | | | | | | | | | 3 | | 3 |
| Médicos | 3 | 1 | 44 | 2 | 1 | | 2 | 1 | 1 | | 1 | | 150 | 14 | 164 |
| Mendigos | 3 | 1 | 2 | | | | 2 | | | | | | 23 | 7 | 30 |
| Mensajeros | 3 | | 32 | | | | 3 | | | | 1 | | 66 | 2 | 68 |
| Mercaderes | | 36 | | 11 | | | | | | | 5 | | | 127 | 127 |
| Militares | 3 | | 1 | | | | 1 | | | | | | 445 | | 445 |
| Mineros | 1.829 | 8 | 4.134 | 43 | 5 | | 2 | | | 3 | | | 6.744 | 51 | 6.795 |
| Modistas | | 53 | | 78 | | 14 | | 43 | | | 7 | | | 1.142 | 1.142 |
| Molineros | | | 8 | | | | | | 3 | | | | 103 | | 103 |
| Moteros | 20 | | | 1 | | | | | | | | | 10 | | 11 |
| Motoristas | 7 | | 2 | | | | | | | | 1 | | 54 | | 54 |
| Movilizadores | | | 1 | | | | | | | | 2 | | 7 | | 7 |
| Mozos | 76 | 1 | 72 | 1 | 9 | | 28 | | 26 | | 39 | | 1.045 | 30 | 1.075 |
| Mueblistas | 6 | | 5 | | 3 | | | | 1 | | | | 311 | | 311 |
| Músicos | 14 | 2 | 7 | 2 | | | | | 1 | | | | 117 | 15 | 132 |

| OCUPACIONES | CORONEL | | LOTA | | SANTA JUANA | | YUMBEL | | CARRERO | | SAN ROSENDO | | PROVINCIA CONCEPCION | | |
|--------------------------------|---------|--------|--------|--------|-------------|-------|--------|-------|---------|-------|-------------|-------|----------------------|---------|---------|
| | H. | M. | H. | M. | H. | M. | H. | M. | H. | M. | H. | M. | Hombres | Mujeres | Total |
| Niñeras | — | 20 | — | 23 | — | 3 | — | 6 | — | 2 | — | 15 | — | 297 | 297 |
| Niqueladores | — | — | — | — | — | — | — | — | — | — | — | — | 4 | — | 4 |
| Niveladores | — | — | — | — | — | — | — | — | — | — | — | — | 5 | — | 5 |
| Notarios | 1 | — | 1 | — | — | — | — | 2 | — | — | — | — | 8 | — | 8 |
| Oficinistas | 237 | 60 | 370 | 70 | 7 | 3 | 56 | 12 | 18 | 4 | 70 | 6 | 4.292 | 1.072 | 5.364 |
| Ópticos | 1 | — | — | — | — | — | — | — | — | — | — | — | 8 | 1 | 9 |
| Operadores | — | — | 1 | — | — | — | — | — | — | — | — | — | 6 | — | 6 |
| Ortopédicos | — | — | — | — | — | — | — | — | — | — | — | — | 2 | — | 2 |
| Ordenadores | — | 14 | — | — | — | — | 1 | 61 | — | 16 | — | 2 | 4 | 116 | 120 |
| Panaderos | 26 | 5 | 31 | 2 | 6 | — | 16 | 9 | 3 | — | 5 | 1 | 565 | 25 | 590 |
| Panteoneros | — | — | — | — | — | — | — | — | — | — | — | — | 1 | — | 1 |
| Pasteleseros | 5 | — | 7 | — | — | — | — | — | — | — | — | — | 47 | 7 | 54 |
| Peluceros | — | — | — | — | — | — | — | — | — | — | — | — | 2 | 8 | 10 |
| Pedicuros | — | — | — | — | — | — | — | — | — | — | — | — | 1 | — | 1 |
| Peluqueros | 22 | 2 | 22 | 1 | 2 | — | 7 | — | 2 | — | 3 | 2 | 229 | 57 | 286 |
| Perforadores | — | — | 4 | — | — | — | — | — | 1 | — | — | — | 6 | — | 6 |
| Periodistas | 3 | — | — | — | — | — | 1 | — | — | — | — | — | 72 | 3 | 75 |
| Pescadores | 104 | 3 | 87 | 1 | — | — | — | — | — | — | — | — | 1.065 | 16 | 1.081 |
| Pintores | 62 | — | 31 | — | 1 | — | 11 | — | — | — | 7 | — | 506 | — | 506 |
| Picadores de leña | — | — | — | — | — | — | — | — | — | — | — | — | 9 | — | 9 |
| Pirograbadores | — | — | — | — | — | — | — | — | — | — | — | — | 2 | — | 2 |
| Plantilleros | — | — | — | — | — | — | — | — | — | — | — | — | 1 | — | 1 |
| Plateros | — | — | — | — | — | — | — | — | — | — | — | — | 13 | — | 13 |
| Plomeros | — | — | — | — | — | — | — | — | — | — | — | — | 13 | — | 13 |
| Porteros | 7 | 5 | 12 | — | — | — | 4 | — | 1 | — | 1 | — | 124 | 16 | 140 |
| Practicantes | 20 | 2 | 10 | — | 1 | 1 | 4 | — | 5 | — | 3 | 1 | 154 | 67 | 221 |
| Premsistas | — | — | — | — | — | — | — | — | — | — | — | — | 31 | 5 | 36 |
| Preparadores de caballos | — | — | — | — | — | — | — | — | — | — | — | — | 31 | — | 31 |
| Profesores | 27 | 68 | 17 | 62 | 2 | 14 | 13 | 32 | 4 | 11 | 13 | 20 | 385 | 853 | 1.238 |
| Pulidores | — | — | — | — | — | — | — | — | — | — | — | — | 5 | 9 | 14 |
| Químicos | — | — | 1 | — | — | — | — | — | — | — | — | — | 26 | 2 | 28 |
| Radiotelegrafistas | 3 | — | 2 | — | — | — | — | — | — | — | — | — | 22 | 1 | 23 |
| Recaudadores | 1 | — | — | — | 1 | — | — | — | 1 | — | — | — | 20 | 3 | 23 |
| Reclamadores | — | — | — | — | — | — | — | — | — | — | — | — | 2 | — | 2 |
| Redactores | — | — | — | — | 1 | — | — | — | — | — | — | — | 3 | 1 | 4 |
| Reguladores | — | — | 2 | — | — | — | 9 | — | 15 | — | — | — | 24 | — | 24 |
| Relojeros | 4 | — | — | — | — | — | 1 | — | — | — | — | — | 46 | 5 | 51 |
| Religiosos | — | 3 | 1 | 12 | — | 4 | — | — | — | — | 1 | — | 17 | 153 | 170 |
| Repartidores | 5 | 1 | 3 | — | — | 1 | 1 | — | — | — | — | — | 46 | — | 46 |
| Rentistas | 8 | 12 | 13 | 17 | 1 | 4 | 4 | — | 15 | 1 | 7 | 14 | 129 | 5 | 134 |
| Rematadores | — | — | — | — | — | — | — | — | — | — | — | — | 3 | — | 3 |
| Reos | 78 | 12 | 6 | — | — | — | 17 | — | — | — | 6 | — | 495 | 136 | 631 |
| Reputadores | — | — | — | — | — | — | — | — | — | — | — | — | 8 | 13 | 21 |
| Retorcedores | — | — | — | — | — | — | — | — | — | — | — | — | 1 | — | 1 |
| Sacerdotes | 2 | — | 3 | — | 1 | — | 3 | — | 1 | — | 1 | — | 42 | — | 42 |
| Sastras | 12 | 9 | 19 | 5 | 1 | 18 | 4 | — | 10 | — | 3 | 1 | 214 | 288 | 502 |
| Sepultureros | 2 | — | 1 | — | — | — | — | — | — | — | — | — | 15 | — | 15 |
| Senadores | — | — | — | — | — | — | — | — | — | — | — | — | 1 | — | 1 |
| Soldadores | 4 | — | 4 | — | — | — | — | — | 2 | — | 2 | — | 42 | — | 42 |
| Sombrereros | 3 | — | 2 | 3 | — | — | 1 | — | 1 | — | 1 | — | 28 | 71 | 99 |
| Suplementeros | 48 | — | 6 | 1 | — | — | 1 | — | — | — | — | — | 122 | 8 | 130 |
| Sercenos | — | — | 2 | 1 | — | — | — | — | — | — | 9 | — | 93 | 2 | 95 |
| Talabarteros | — | — | 2 | — | 1 | — | 6 | — | 1 | — | 2 | — | 103 | — | 103 |
| Tallabres | 1 | — | — | — | — | — | 2 | — | — | — | — | — | 8 | — | 8 |
| Taquigrafos | — | 1 | — | — | — | — | — | — | — | — | — | — | 1 | 10 | 11 |
| Tapiceros | — | — | — | — | — | — | 1 | — | — | — | — | — | 34 | — | 34 |
| Tarjadores | 1 | — | — | — | — | — | — | — | — | — | 1 | — | 6 | — | 6 |
| Tarrajadores | — | — | — | — | — | — | — | — | — | — | — | — | 4 | — | 4 |
| Técnicos | 4 | — | 8 | — | — | — | 1 | — | 3 | — | 2 | — | 147 | 2 | 149 |
| Tejedores | — | 3 | — | 3 | — | 29 | 1 | 11 | — | 1 | 1 | 1 | 163 | 469 | 632 |
| Tenedores de libros | 1 | — | — | — | — | — | — | — | — | — | — | — | 14 | — | 14 |
| Telefonistas | 31 | 5 | 9 | 2 | — | — | — | 1 | — | 1 | 1 | 1 | 56 | 58 | 114 |
| Telegrafistas | 1 | 2 | 2 | 2 | — | 1 | — | — | 2 | — | 4 | 3 | 56 | 45 | 101 |
| Tintoreros | 1 | — | — | — | — | — | — | — | — | — | — | — | 56 | — | 56 |
| Tipógrafos | 4 | — | 1 | — | — | — | — | — | — | — | — | — | 77 | 1 | 78 |
| Toneleros | 2 | — | — | — | 3 | — | 16 | — | 2 | — | — | — | 165 | — | 165 |
| Topógrafos | — | — | — | — | — | — | — | — | — | — | — | — | 8 | — | 8 |
| Torneros | 20 | — | 10 | — | — | — | 2 | — | — | — | 3 | — | 188 | — | 188 |
| Tranviarios | — | — | — | — | — | — | — | — | — | — | — | — | 6 | — | 6 |
| Trapicheros | — | — | 1 | — | — | — | — | — | — | — | — | — | 1 | — | 1 |
| Turistas | — | — | — | — | — | — | — | — | — | — | — | — | 1 | — | 1 |
| Urdidores | — | — | — | — | — | — | — | — | — | — | — | — | 6 | 7 | 13 |
| Vacadores | — | — | 5 | — | — | — | — | — | — | — | — | — | 7 | — | 7 |
| Vendedores | 6 | 7 | 12 | 16 | — | — | — | — | 1 | — | — | — | 298 | 131 | 429 |
| Veterinarios | — | — | 3 | — | — | — | — | — | — | — | — | — | 6 | — | 6 |
| Vidrieros | — | — | — | — | — | — | — | — | — | — | — | — | 69 | — | 69 |
| Vinicultores | — | 1 | 1 | — | — | — | 2 | — | — | — | 1 | — | 11 | — | 12 |
| Vinateros | — | — | 2 | — | — | — | — | — | — | — | — | — | 13 | — | 13 |
| Visitadores sociales | — | 3 | — | 2 | — | — | — | — | — | — | — | — | 1 | 28 | 29 |
| Vulcanizadores | — | — | — | — | — | — | — | — | — | — | — | — | 18 | — | 18 |
| Zapateros | 61 | — | 67 | 1 | 7 | — | 21 | — | 9 | — | 20 | — | 965 | 12 | 977 |
| Totales | 11.207 | 13.820 | 17.938 | 16.477 | 4.471 | 4.670 | 6.947 | 7.262 | 5.409 | 5.153 | 7.101 | 7.162 | 151.279 | 156.952 | 308.241 |

PROVINCIA DE ARAUCO.—OCUPACIONES POR SEXO Y COMUNAS

| OCUPACIONES | ARAUCO | | CURANILAHUE | | LEBU | | LOS ÁLAMOS | | CAÑETE | | CONTULMO | | PROVINCIA DE ARAUCO | | |
|---------------------------|--------|-------|-------------|-------|-------|-------|------------|-------|--------|-------|----------|-------|---------------------|---------|--------|
| | H. | M. | H. | M. | H. | M. | H. | M. | H. | M. | H. | M. | Hombres | Mujeres | Total |
| Sin especificar | 2.657 | 5.816 | 2.461 | 4.945 | 1.431 | 3.033 | 1.579 | 2.390 | 1.747 | 3.569 | 3.262 | 6.008 | 13.157 | 25.752 | 38.889 |
| Abogados | 3 | — | — | — | 5 | — | — | — | 3 | — | — | — | 11 | — | 11 |
| Activos | — | — | — | — | — | — | — | — | — | — | — | — | — | — | — |
| Administradores | 35 | — | 10 | — | 23 | 1 | 11 | — | 23 | — | — | — | 156 | 4 | 160 |
| Agricultores | 641 | 60 | 254 | 18 | 243 | 15 | — | 15 | 346 | 43 | 1.332 | 84 | 2.866 | 235 | 3.101 |
| Agónomos | 2 | — | — | — | 2 | — | — | — | 1 | — | — | — | 6 | — | 6 |
| Albañiles | 25 | — | 21 | — | 7 | — | — | — | 13 | — | — | — | 72 | — | 72 |
| Alarifes | — | — | — | — | — | — | — | — | 2 | — | — | — | 2 | — | 2 |
| Alfareros | — | 1 | — | — | — | — | — | — | — | 1 | — | — | — | 2 | 2 |
| Amasadores | — | — | — | — | — | — | — | — | 1 | — | — | — | 1 | — | 1 |
| Amasaderos | 1 | 1 | — | — | — | 1 | — | — | — | 1 | — | — | — | 3 | 4 |
| Aparadores | — | — | — | 1 | — | 1 | — | — | — | — | 1 | — | 1 | 2 | 3 |
| Apicultores | 5 | — | — | — | — | — | — | — | — | — | — | — | 5 | — | 5 |
| Airjeros | 3 | 1 | — | — | 5 | — | — | — | 5 | — | — | — | 15 | 1 | 16 |
| Artistas de radio | — | — | — | — | 1 | — | — | — | — | — | 2 | — | 1 | — | 1 |
| Artistas de circo | 6 | 1 | — | — | — | — | — | — | — | — | — | — | 6 | 1 | 7 |
| Aterradores | — | — | 3 | — | — | — | — | — | — | — | 3 | — | 6 | — | 6 |
| Aurigas | — | — | — | — | — | — | — | — | — | — | — | — | 2 | — | 2 |
| Auxiliares | 2 | 1 | 10 | 15 | 8 | — | 1 | — | 1 | 6 | 2 | — | 23 | 22 | 45 |
| Balarines | — | — | — | — | — | — | — | — | — | 1 | — | — | — | 1 | 1 |
| Balseros | 1 | 1 | — | — | — | — | — | — | 1 | — | — | — | 3 | 1 | 4 |
| Barnizadores | — | — | — | — | — | — | 1 | — | — | — | — | — | 1 | — | 1 |
| Barridores | 1 | — | — | — | — | — | — | — | — | — | — | — | 1 | — | 1 |
| Barrileros | — | — | 55 | 1 | 1 | — | 64 | — | — | — | — | — | 120 | — | 120 |
| Bordadoras | — | 2 | — | 1 | — | — | — | 5 | — | — | — | — | — | 14 | 14 |
| Branceros | — | — | 43 | — | — | — | — | — | — | 4 | — | — | 43 | — | 43 |
| Buzos | 1 | — | — | — | — | — | — | — | — | — | — | — | 1 | — | 1 |
| Caligrafos | — | — | — | — | — | 1 | — | — | — | — | 1 | — | — | 2 | 2 |
| Camioneros | — | — | 21 | — | 7 | — | 2 | — | 3 | — | — | — | 33 | — | 33 |
| Canteros | — | — | — | — | — | — | — | — | 1 | — | — | 6 | 7 | — | 7 |
| Canteros | — | — | 1 | — | 1 | — | — | — | — | — | — | — | 2 | — | 2 |
| Carceleros | 7 | — | — | — | 10 | — | — | — | 8 | — | — | — | 25 | — | 25 |
| Capadores | — | — | — | — | — | — | 1 | — | — | — | — | — | 1 | — | 1 |
| Carabineros | 44 | — | 28 | — | 61 | — | 11 | — | 28 | — | 25 | — | 197 | — | 197 |
| Carreteros | 1 | — | 7 | — | 2 | — | 2 | — | 6 | — | — | — | 18 | — | 18 |
| Carreteros | 100 | — | 82 | — | 58 | — | 21 | — | 53 | — | 29 | — | 343 | — | 343 |
| Carreteros | 3 | — | 1 | — | 1 | — | — | — | 3 | — | — | — | 8 | — | 8 |
| Carreteros | — | — | 6 | — | 11 | — | — | — | 1 | — | — | — | 18 | — | 18 |
| Carteros | — | — | — | — | — | — | — | — | — | — | — | — | 1 | — | 1 |
| Cartógrafos | — | — | — | — | — | — | — | — | — | — | — | — | 1 | — | 1 |
| Cesteros | 1 | — | — | — | 2 | — | — | — | — | — | — | — | 1 | — | 1 |
| Cesteros | — | — | — | — | — | 1 | — | — | — | — | — | — | 4 | — | 4 |
| Cigarreros | — | — | — | — | — | — | — | — | — | — | — | — | — | — | — |
| Cocineros | 3 | 67 | — | 38 | — | 75 | — | 22 | 19 | 89 | — | 32 | 22 | 323 | 345 |
| Colchoneros | 2 | — | — | — | — | — | — | — | — | — | — | — | 2 | — | 2 |
| Comisionistas | — | — | 1 | — | — | — | — | — | 2 | — | — | — | 4 | — | 4 |
| Confiteros | — | 1 | — | — | — | — | — | — | — | — | — | — | — | 1 | 1 |
| Conscriptos | 267 | — | 1 | — | 1 | — | — | — | — | — | 2 | — | 271 | — | 271 |
| Constructores | 8 | — | 14 | — | 9 | — | 1 | — | 2 | — | — | — | 39 | — | 39 |
| Contadores | 5 | — | 5 | — | 4 | — | 2 | — | 4 | — | — | — | 25 | — | 26 |
| Corredores comercio | — | — | — | — | — | — | — | — | — | — | — | — | — | 1 | 1 |
| Costureras | — | 76 | — | 77 | — | 60 | — | 31 | — | 63 | — | 20 | — | 327 | 327 |
| Comerciantes | 113 | 163 | 98 | 116 | 54 | 43 | 33 | 15 | 75 | 54 | 50 | 24 | 423 | 415 | 838 |
| Cuidadores | — | 3 | 7 | — | 3 | — | — | — | 1 | — | — | — | 12 | — | 12 |
| Cuidadores | — | — | — | — | 17 | — | — | — | — | — | — | — | 17 | — | 17 |
| Chamanteros | — | 1 | — | — | — | 3 | — | — | — | — | — | — | — | 6 | 6 |
| Chafeces | 4 | — | 4 | — | 8 | — | 3 | — | 6 | — | — | — | 27 | — | 27 |
| Deportistas | — | — | — | — | — | — | — | — | — | — | — | — | — | — | — |
| Dentistas | 2 | — | 1 | — | — | — | — | — | 1 | — | — | — | 3 | — | 3 |
| Dentistas | — | — | — | — | 1 | — | — | — | — | — | — | — | — | 1 | 1 |
| Desempajados | 12 | 5 | 5 | — | 13 | 2 | 6 | 1 | 6 | 9 | 3 | 2 | 44 | 20 | 64 |
| Detectives | — | — | — | — | — | — | — | — | — | — | — | — | 2 | — | 2 |
| Dibujantes | — | — | — | — | — | — | — | — | — | — | — | — | 1 | — | 1 |
| Domésticos | 12 | 254 | 1 | 139 | 19 | 183 | 9 | 66 | — | 130 | — | 135 | 40 | 907 | 947 |
| Electricistas | 4 | — | 22 | — | 8 | — | 1 | — | 3 | — | — | — | 39 | — | 39 |
| Empaquetadores | — | — | — | — | — | — | — | — | — | — | — | — | — | — | — |
| Encerradores | — | — | — | — | — | — | — | — | — | — | — | — | — | — | — |
| Enfermeros | 1 | 1 | — | 6 | — | 6 | — | — | — | — | — | — | — | 12 | 16 |
| Escritores | — | — | — | — | — | — | — | — | — | — | — | — | — | — | — |
| Escritores | — | — | — | — | — | — | — | — | — | — | — | — | — | — | — |
| Estadísticos | — | — | — | — | — | — | — | — | — | — | — | — | — | — | — |
| Estadísticos | — | — | — | — | — | — | — | — | — | — | — | — | — | — | — |
| Estudadores | — | — | — | — | — | — | — | — | — | — | — | — | — | — | — |
| Estudadores | — | — | — | — | — | — | — | — | — | — | — | — | — | — | — |
| Estudiantes | 936 | 925 | 715 | 711 | 628 | 638 | 332 | 292 | 494 | 444 | 699 | 562 | 3.804 | 3.572 | 7.376 |
| Farmacéuticos | 2 | 5 | — | 3 | 2 | — | 3 | — | — | — | — | — | 6 | 11 | 17 |
| Pleteros | 6 | — | 7 | — | 8 | — | — | — | 3 | — | — | — | 25 | — | 25 |
| Fogoneros | 2 | — | 12 | — | 7 | — | — | — | 1 | — | — | — | 23 | — | 23 |
| Fotografadores | — | — | — | — | — | — | — | — | — | — | — | — | — | — | — |
| Fotografos | — | — | 1 | — | 1 | — | — | — | — | — | — | — | — | — | — |
| Ganaderos | — | — | — | — | — | — | — | — | — | — | — | — | — | — | — |
| Gasfiteros | 2 | — | — | — | 1 | — | — | — | — | — | — | — | — | — | — |
| Herreros | — | — | — | — | — | — | — | — | — | — | — | — | — | — | — |
| Herreros | 7 | — | 6 | — | 13 | — | 8 | — | 12 | — | 8 | — | 54 | — | 54 |
| Hilanderos | — | 1 | — | 1 | — | — | 2 | — | 9 | — | — | — | 2 | 18 | 20 |
| Hilanderos | 3 | — | 2 | — | 3 | — | — | — | — | — | — | — | — | — | — |
| Hortelanos | 3 | 4 | — | — | 3 | — | 2 | — | 4 | — | 3 | — | 17 | 4 | 21 |
| Horneros | — | — | — | — | — | — | — | — | — | — | — | — | — | — | — |
| Hoteleros | — | — | — | — | — | — | — | — | — | — | — | — | — | — | — |
| Huseros | — | — | — | — | — | — | — | — | — | — | — | — | — | — | — |
| Impresores | 1 | — | 2 | — | — | — | — | — | — | — | — | — | 3 | — | 3 |
| Industriales | 3 | — | 2 | — | 3 | 1 | 1 | — | 6 | — | 4 | — | 19 | 1 | 20 |

| OCUPACIONES | ARAUCO | | CURANILAHUE | | LEBU | | LOS ÁLAMOS | | CAÑETE | | CONTULMO | | PROVINCIA DE ARAUCO | | |
|---------------------------|--------|-------|-------------|-------|-------|-------|------------|-------|--------|-------|----------|-------|---------------------|---------|--------|
| | H. | M. | H. | M. | H. | M. | H. | M. | H. | M. | H. | M. | Hombres | Mujeres | Total |
| Ingenieros..... | | | 8 | | 5 | | 3 | | 2 | | | | 18 | | 18 |
| Inspectores..... | 2 | | 3 | | 5 | | | | 3 | | 2 | | 13 | | 13 |
| Jarrieros..... | 5 | | | | 2 | | | | | | 1 | | 6 | | 6 |
| Jardineros..... | 1 | | 1 | | 1 | | 1 | | 3 | | 2 | | 9 | | 9 |
| Jornaleros..... | 1.825 | 78 | 1.197 | 49 | 800 | 12 | 706 | 10 | 1.407 | 15 | 1.660 | 62 | 7.615 | 226 | 7.841 |
| Joyeros..... | | | 1 | | | | | | | | | | 1 | | 1 |
| Jubilados..... | 9 | 2 | 2 | 2 | 11 | 3 | | 1 | 1 | | 6 | 1 | 29 | 9 | 38 |
| Jueces..... | | | 1 | | | | | | 1 | | | | 2 | | 2 |
| Ladrilleros..... | 1 | | 1 | | | | | | 1 | | 2 | | 5 | | 5 |
| Laminadores..... | | | 1 | | | | | | | | | | 1 | | 1 |
| Lancheros..... | 6 | | | | 16 | | | | | | | | 21 | | 21 |
| Lavaderos..... | | 40 | | 23 | | 60 | | 11 | | 36 | | 16 | | 174 | 174 |
| Lecheros..... | | | | | | | | | 1 | | | | 1 | | 1 |
| Leñadores..... | | | | | 1 | | | | 1 | | | | 2 | | 2 |
| Libreros..... | | | 1 | | 1 | | | | | | | | 2 | | 2 |
| Licenciados..... | | | 4 | | 1 | | | | | | 1 | | 6 | | 6 |
| Lustrabotas..... | 2 | | | | 2 | | | | | | | | 4 | | 4 |
| Llaveros..... | | 1 | | | | 3 | 2 | | 4 | | 1 | 2 | 7 | 6 | 13 |
| Malleros..... | 2 | | | | | | | | | | | | 2 | | 2 |
| Manicuradas..... | | | 1 | | | 1 | | | | | | | | 2 | 2 |
| Maquinistas..... | 1 | | 16 | | | | | | | | | | 16 | | 16 |
| Marinos..... | 2 | | 1 | | 9 | | | | | | | | 12 | | 12 |
| Martilleros..... | 1 | | | | | | | | | | | | 1 | | 1 |
| Mutarifes..... | 1 | | 2 | | 2 | | | | 1 | | 1 | | 7 | | 7 |
| Matronas..... | | 1 | | 2 | | 2 | | | | | 1 | | 6 | | 6 |
| Mayordomos..... | 38 | | 27 | 1 | 20 | | 25 | 27 | 27 | 1 | 13 | 1 | 150 | 3 | 153 |
| Mecánicos..... | 16 | | 103 | | 60 | | 15 | 33 | 33 | | 28 | | 245 | | 245 |
| Médicos..... | 2 | | 3 | | 2 | | 4 | | 3 | | 1 | | 15 | | 15 |
| Mendigos..... | 1 | 1 | | | 2 | | | | | | | | 3 | 1 | 4 |
| Mensajeros..... | 2 | | 1 | | 1 | | 1 | | 1 | | 2 | | 8 | | 8 |
| Meretrices..... | | | | | | 9 | | | | | | | | 9 | 9 |
| Militares..... | 111 | | 1 | | | | | | | | | | 112 | | 112 |
| Mineros..... | 13 | | 1.290 | | 87 | | 247 | | 88 | | 6 | | 1.731 | | 1.731 |
| Modistas..... | | 22 | | 12 | | 16 | | 6 | | 21 | | 9 | | 85 | 85 |
| Molineros..... | | | | | 3 | | | | 2 | | 4 | | 9 | | 9 |
| Mozos..... | 99 | | 60 | 1 | 62 | | 12 | | 27 | | 46 | | 306 | 1 | 307 |
| Mueblistas..... | 3 | | 1 | | 6 | | | | 2 | | 4 | | 16 | | 16 |
| Músicos..... | 1 | | | | 6 | | | | 3 | | 1 | | 11 | | 11 |
| Niñeras..... | | 10 | | 3 | | 3 | | 6 | | | 8 | | 10 | 40 | 40 |
| Notarios..... | 1 | | 1 | | 1 | | | | | | | | 3 | | 3 |
| Oficinistas..... | 61 | 13 | 74 | 12 | 75 | 14 | 10 | 1 | 60 | 4 | 18 | | 278 | 44 | 322 |
| Ordeñadores..... | | 9 | | | 1 | | | | 2 | | | 3 | 15 | | 15 |
| Panaderos..... | 7 | | 6 | | 10 | | | | 2 | | 3 | | 28 | | 28 |
| Peluqueros..... | 4 | 1 | 4 | 2 | 1 | 2 | | | 4 | | 1 | | 14 | 5 | 19 |
| Periodistas..... | 1 | | 1 | | 1 | | | | | | | | 2 | | 2 |
| Pescadores..... | 248 | 3 | | | 13 | | | | 1 | | 3 | | 265 | 3 | 268 |
| Pintores..... | 8 | | 3 | | 8 | | | | 5 | | | | 24 | | 24 |
| Porteros..... | 1 | | 1 | 1 | 8 | 4 | | | 1 | | | | 10 | 6 | 16 |
| Practicantes..... | 1 | 2 | 4 | | 3 | | 1 | | 3 | 3 | 4 | | 16 | 8 | 24 |
| Prensistas..... | | | | | 1 | | | | 1 | | | | 1 | | 1 |
| Profesores..... | 13 | 40 | 8 | 14 | 14 | 24 | 2 | 7 | 8 | 24 | 7 | 19 | 82 | 128 | 180 |
| Recaudadores..... | | | | | | | | | | | 1 | | 1 | | 1 |
| Redactores..... | 2 | | | | | | | | | | | | 2 | | 2 |
| Relojeros..... | | | 1 | 1 | 3 | | | | | | | | 4 | 1 | 5 |
| Religiosos..... | | | | | 1 | | | | 1 | | 4 | | 1 | | 5 |
| Repartidores..... | | | | | 7 | | | | | | | | 1 | | 1 |
| Rentistas..... | 9 | 16 | 1 | 1 | 7 | 9 | 2 | 3 | 9 | 11 | 2 | | 30 | 39 | 69 |
| Ricos..... | 3 | | | | 11 | 1 | | | 24 | | | | 38 | | 39 |
| Sacerdotes..... | | | 1 | | 1 | | | | | | 1 | | 3 | | 3 |
| Sastres..... | 2 | 7 | 7 | 2 | 2 | 2 | | | 2 | | | | 13 | 11 | 24 |
| Sepultureros..... | 1 | | | | | | | | | | | | 1 | | 1 |
| Sombrereros..... | 1 | | | 1 | | | | | 1 | | 1 | | 1 | | 2 |
| Suplementeros..... | 3 | | | | | | | | 2 | | | | 23 | | 23 |
| Serenos..... | | | 14 | | 3 | | 1 | | | | | | | | |
| Talabarteros..... | 13 | | 2 | | 2 | | 1 | | 7 | | 1 | | 26 | | 26 |
| Técnicos..... | | | 5 | | 1 | | | | | | | | 6 | | 6 |
| Tejedores..... | | 14 | | 8 | | 16 | | 9 | | 42 | | 6 | | 95 | 95 |
| Tenedores de libros..... | | | 1 | | | | | | | | | | 1 | | 1 |
| Telefonistas..... | | | 3 | 2 | 1 | 3 | | 1 | | | | | 5 | 6 | 9 |
| Telegrafistas..... | | 1 | | 1 | 1 | 1 | | 1 | | | | 4 | | 8 | 10 |
| Tipógrafos..... | | | | | 2 | | | | | | | | 2 | | 2 |
| Toneleros..... | 1 | | | | | | | | | | | | 1 | | 1 |
| Topógrafos..... | | | 1 | | | | | | | | 1 | | 2 | | 2 |
| Torneros..... | | | 2 | | 5 | | 2 | | 1 | | | | 10 | | 10 |
| Trenzadores..... | 1 | | | | | | | | | | 1 | | 2 | | 2 |
| Vacunadores..... | | | | | 1 | | | | | | | | 1 | | 1 |
| Vendedores..... | | | 1 | 2 | 1 | | | | 7 | | 2 | | 11 | 2 | 13 |
| Veterinarios..... | | | | 1 | 1 | | | | | | | | 1 | | 1 |
| Visitadoras sociales..... | | 1 | | 2 | | | | | | | | | | 3 | 3 |
| Zapateros..... | 25 | | 31 | | 22 | | 8 | | 27 | | 10 | | 123 | | 123 |
| Totales generales..... | 7.474 | 7.653 | 6.810 | 6.216 | 5.990 | 4.249 | 3.139 | 2.901 | 4.654 | 4.581 | 7.427 | 7.013 | 35.494 | 32.613 | 66.107 |

| OCUPACIONES | LOS ANGELES | | SANTA BÁRBARA | | LAJA | | QUILLECO | | NACIMIENTO | | NEGRETE | | MULCHÉN | | QUILACO | | PROVINCIA DE SIO-SIO | | |
|--------------------|-------------|-------|---------------|-----|-------|-----|----------|-----|------------|-----|---------|-----|---------|-------|---------|-----|----------------------|---------|--------|
| | H. | M. | H. | M. | H. | M. | H. | M. | H. | M. | H. | M. | H. | M. | H. | M. | Hombres | Mujeres | Total |
| Ebanistas | 4 | | | | | | | | | | | | | | | | 4 | | 4 |
| Electricistas | 29 | | 2 | | 1 | | 3 | | 2 | | 1 | | 6 | | | | 43 | | 43 |
| Embalajadores | 2 | | | | | | | | | | | | | | | | 2 | | 2 |
| Empaquetadores | | 1 | | | | | | | | | | | 1 | | | | | 1 | 1 |
| Enceradores | 1 | | | | | | | | | | | | | | | | 1 | | 1 |
| Encuadernadores | 2 | | | | | | | | | | | | | | | | 2 | | 2 |
| Enfermeros | 1 | 9 | | | | 1 | | | 1 | | | | 1 | 2 | | 1 | | 13 | 13 |
| Enfermeros | 6 | | | | | | | | | | | | | | | | 6 | | 6 |
| Enfundadores | 2 | | | | | | | | | | | | 1 | | | | 2 | | 2 |
| Enrioladores | | | | | | | | | | | | | | | | | | | |
| Escritureros | 8 | | 3 | | | | | | | | | | 1 | 1 | | | 9 | 1 | 10 |
| Escritureros | | | 1 | | | | | | | | | | | | | | 1 | | 1 |
| Escritureros | | | 1 | | | | | | | | | | | | | | 1 | | 1 |
| Estadísticos | 1 | | | | | | | | | 1 | | | | | | | | | 1 |
| Estibadores | 1 | | | | | | | | | | | | | | | | | | 1 |
| Estudantes | 29 | | 2 | | | | 3 | | 1 | | | | 2 | | | | 39 | | 39 |
| Estudiantes | 2.980 | 3.244 | 626 | 592 | 368 | 359 | 660 | 580 | 577 | 599 | 217 | 264 | 1.099 | 1.047 | 276 | 287 | 6.793 | 6.972 | 13.765 |
| Farmacéuticos | 2 | 4 | 1 | 2 | | 1 | | | | 1 | | | 1 | 3 | | | 4 | 11 | 15 |
| Ferreteros | 1 | | | 1 | | | | | | | | | | | | | 1 | | 1 |
| Fletores | 14 | | 2 | | 1 | | | | | | | | 26 | | | | 42 | | 42 |
| Floristas | | 1 | | | | | | | | | | | | 1 | | | | 2 | 2 |
| Fotógrafos | 11 | | 1 | | 1 | | | | | | 2 | | 8 | | 2 | | 25 | | 25 |
| Fotógrafos | 1 | | | | | | | | | | | | 1 | | | | 2 | | 2 |
| Fundidores | 7 | | | | | | | | 3 | | | | 3 | | | | 13 | 1 | 14 |
| Fundidores | 7 | | | | | | | | | | | | | | | | 7 | | 7 |
| Ganaderos | 6 | | | | | | | | | | | | | | | | 6 | | 6 |
| Gasfiteros | 23 | | | | 1 | | | | 1 | | | | 7 | | 2 | | 34 | | 34 |
| Herreros | 40 | | 22 | | 5 | | 14 | | 6 | | 5 | | 36 | | 11 | | 139 | | 139 |
| Hilanderos | 3 | 5 | 1 | 31 | | | | 13 | | 9 | | | | 16 | 2 | | 4 | 76 | 80 |
| Hojalateros | 37 | | 4 | | 1 | | 1 | | 3 | | | | 2 | | | | 48 | | 48 |
| Hortelanos | 16 | | 6 | 1 | | | 1 | | 2 | 3 | 4 | | 13 | 1 | 1 | | 42 | 5 | 47 |
| Horneros | 1 | | | | | | | | | | | | | | | | 1 | | 1 |
| Hortelanos | 1 | | | | | | | | | | | | 1 | | | | 1 | | 1 |
| Impresores | 9 | | | | 2 | | | | | | | | 2 | | | | 13 | | 13 |
| Industriales | 58 | 5 | 3 | | 5 | | | | 3 | 1 | | | 9 | 1 | 2 | | 82 | 7 | 89 |
| Ingenieros | 18 | | 3 | | | | 1 | | | | | | 3 | | | | 25 | | 25 |
| Inspectores | 23 | | 4 | | 1 | | 1 | | | | | | 8 | | 1 | | 38 | | 38 |
| Jarceros | 1 | | 5 | | | | | | | | | | 2 | 1 | 2 | | 10 | 1 | 11 |
| Jardineros | 6 | | | | 1 | | 1 | | | | | | 4 | | | | 12 | | 12 |
| Jornaleros | 6.920 | 290 | 2.221 | 61 | 1.286 | 76 | 1.582 | 38 | 1.931 | 113 | 885 | 36 | 5.202 | 61 | 1.102 | 28 | 19.139 | 722 | 19.861 |
| Joyereros | 3 | | | | | | | | | | | | | | | | 3 | | 3 |
| Jubilados | 64 | 10 | 1 | | 18 | 2 | 2 | 2 | 7 | | | | 24 | 4 | 1 | | 117 | 19 | 135 |
| Jueces | 2 | | | | | | | | | | | | 1 | | | | 3 | | 3 |
| Ladrilleros | 18 | | 1 | | | | | | | | | | 1 | | 1 | | 22 | | 22 |
| Laminadores | 1 | | | | | | | | | | | | | | | | 1 | | 1 |
| Lancheros | 4 | | 4 | | 2 | | | | 4 | | | | 1 | | | | 15 | | 15 |
| Lavaderos | 2 | 227 | | 69 | | 29 | | 22 | 2 | 37 | | 25 | | 98 | | | 6 | 607 | 512 |
| Lecheros | 11 | | | | | | | | | | | | 1 | | | | 14 | | 14 |
| Leñadores | 4 | | 1 | | | | | | | | | | 1 | | | | 7 | | 7 |
| Libreros | 1 | | | | | | | | | | | | | | | | 1 | | 1 |
| Lingüistas | 13 | | | | | | | | | | | | 1 | | | | 14 | | 14 |
| Lingüistas | 9 | | 1 | | | | | | | | | | 1 | | | | 11 | | 11 |
| Lustrabotas | 26 | 3 | 4 | 2 | 5 | 1 | 3 | | 3 | 1 | 4 | 3 | 13 | 1 | 6 | 1 | 63 | 12 | 75 |
| Laveros | | | | | | | | | | | | | | | | | | | |
| Manicuradas | | | | | | | | | | 1 | | | | | | | | 1 | 1 |
| Maquinistas | 9 | | | | 2 | | | | | | | | | | | | 11 | | 11 |
| Marginales | | | | | | | | | | | 2 | | 2 | | | | 4 | | 4 |
| Martinos | 3 | | 1 | | | | | | 1 | | | | 1 | | | | 6 | | 6 |
| Marruquineseros | 1 | | | | | | | | | | | | | | | | 2 | | 2 |
| Mastilleros | 2 | | | | | | | | | | | | | | | | 3 | | 3 |
| Matoriferos | 6 | | | | | | 1 | | | | | | 3 | | | | 11 | | 11 |
| Matronas | | 6 | | 1 | | | | | | 1 | | | | | | | | 12 | 12 |
| Mayordomos | 111 | 1 | 29 | 2 | 26 | | 18 | | 10 | | 20 | | 62 | 3 | 15 | | 291 | 3 | 294 |
| Mecánicos | 175 | | 28 | | 12 | | 14 | | 12 | | 14 | | 77 | | 9 | | 341 | | 341 |
| Mecánicos dentales | 1 | | | | | | | | | | | | | | | | 1 | | 1 |
| Mecanógrafos | 11 | | | | | | | | | | | | | | | | 11 | | 11 |
| Médicos | 2 | | 2 | | | | 1 | | | 1 | | | 3 | | | | 8 | 3 | 11 |
| Mendigos | 10 | 3 | | | 1 | | | | | | | | 3 | 1 | | | 13 | 5 | 18 |
| Mentajeros | | | | | | | | | | | 2 | | 2 | | | | 6 | | 6 |
| Meretrices | | 21 | | | | | | | | | | | | | | | | 21 | 21 |
| Militares | 259 | | | | | | | | | | | | 4 | | | | 264 | | 264 |
| Mimicos | | | | | | | | | | | | | 1 | | | | 38 | | 38 |
| Mudistas | 29 | | | | | | | | | | | | 1 | | | | 30 | | 30 |
| Muliperas | | 127 | | 15 | | 6 | | 2 | | 10 | | | 4 | | 37 | | 206 | | 206 |
| Muliperas | 14 | | 3 | | 1 | | | | | | | | 15 | | | | 33 | | 33 |
| Muteros | 7 | | | | | | | | | | | | | | | | 7 | | 7 |

| OCUPACIONES | LOS ANGELES | | SANTA BARRERA | | LAJA | | QUILLECO | | NACIMIENTO | | NEGRETE | | MULCHÉN | | QUILACO | | PROVINCIA DE BÍO-BÍO | | |
|----------------------------|-------------|-------|---------------|-------|-------|-------|----------|-------|------------|-------|---------|-------|---------|-------|---------|-------|----------------------|---------|---------|
| | H. | M. | H. | M. | H. | M. | H. | M. | H. | M. | H. | M. | H. | M. | H. | M. | Hombres | Mujeres | Total |
| Mozos | 152 | — | 61 | — | 13 | — | 60 | — | 77 | 3 | 19 | — | 60 | — | 15 | — | 447 | 3 | 450 |
| Mueblistas | 41 | — | 2 | — | 1 | — | — | — | 8 | — | 1 | — | 6 | — | — | — | 59 | — | 59 |
| Músicos | 8 | — | 1 | — | 1 | — | — | — | 5 | — | — | — | 4 | 1 | — | — | 19 | 1 | 20 |
| Niños | — | 58 | — | 11 | — | 9 | — | 14 | — | 13 | — | 1 | — | 32 | — | 3 | — | 141 | 141 |
| Niueladores | 2 | — | — | — | — | — | — | — | — | — | — | — | — | — | — | — | 2 | — | 2 |
| Niueladores | 2 | — | 1 | — | — | — | — | — | 1 | — | — | — | — | — | — | — | 4 | — | 4 |
| Oficinistas | 323 | 128 | 18 | — | 22 | 1 | 13 | 3 | 33 | 3 | 16 | 4 | 80 | 29 | 9 | 3 | 514 | 171 | 685 |
| Operadores | 1 | — | — | — | — | — | — | — | — | — | — | — | 1 | — | — | — | 2 | — | 2 |
| Ordeñadores | 6 | 127 | 3 | 9 | — | 12 | — | 1 | — | — | — | — | 9 | 14 | — | — | 9 | 172 | 181 |
| Panaderos | 67 | 3 | 2 | — | 5 | — | — | — | 8 | — | 1 | — | 17 | — | — | — | 100 | 3 | 103 |
| Pasteleros | 2 | — | — | — | — | — | — | 1 | — | — | — | — | — | 1 | — | — | 3 | — | 3 |
| Peluqueros | 34 | 3 | 1 | — | 1 | — | — | — | 4 | — | — | — | 6 | 2 | — | — | 46 | 5 | 51 |
| Perforadores | 1 | — | — | — | — | — | — | — | — | — | — | — | — | — | — | — | 1 | — | 1 |
| Periodistas | 4 | — | 1 | — | — | — | — | — | — | — | — | — | — | — | — | — | 5 | — | 5 |
| Pescadores | — | — | — | — | — | — | — | — | 3 | — | — | — | — | — | — | — | 3 | — | 3 |
| Pintores | 30 | — | 7 | — | 1 | — | 2 | — | 5 | — | 3 | — | 14 | — | — | — | 62 | — | 62 |
| Picadores de leña | 1 | — | — | — | — | — | — | — | 5 | — | — | — | — | — | — | — | 1 | — | 1 |
| Plateros | — | — | — | — | — | — | — | — | — | — | — | — | 1 | — | — | — | 1 | — | 1 |
| Plomeros | 1 | — | 1 | — | — | — | — | — | — | — | — | — | — | — | — | — | 2 | — | 2 |
| Porteros | 23 | 1 | — | — | 1 | — | 1 | — | — | — | — | — | 4 | — | — | — | 28 | — | 28 |
| Practicantes | 15 | 14 | 1 | — | 1 | — | 4 | — | 3 | — | 2 | — | 4 | — | — | — | 30 | 17 | 47 |
| Profesores | 58 | 152 | 9 | 25 | 4 | 11 | 8 | 18 | 9 | 17 | 3 | 8 | 17 | 39 | — | 7 | 108 | 277 | 385 |
| Pulidores | 1 | — | — | — | — | — | — | — | — | — | — | — | — | — | — | — | 1 | — | 1 |
| Químicos | 2 | 1 | — | — | — | — | — | — | 1 | — | — | — | — | — | — | — | 3 | 1 | 4 |
| Radiotelegrafistas | 1 | — | — | — | — | — | — | — | — | — | — | — | — | — | — | — | 1 | — | 1 |
| Redactores | 2 | — | — | — | — | — | — | — | — | — | — | — | — | — | — | — | 2 | — | 2 |
| Regadores | 34 | — | — | — | — | — | 1 | — | — | — | 2 | — | 3 | — | — | — | 40 | — | 40 |
| Relojeros | 3 | — | 1 | — | — | — | — | — | 1 | — | — | — | 1 | — | — | — | 6 | — | 6 |
| Religiosos | 13 | 8 | — | — | — | — | — | — | — | — | — | — | 2 | 4 | — | — | 15 | 12 | 27 |
| Repartidores | 15 | — | — | — | — | — | — | — | — | — | — | — | 1 | — | — | — | 19 | 1 | 20 |
| Rematistas | 38 | 49 | 3 | 12 | 6 | 7 | 1 | 9 | 2 | 4 | — | 3 | 7 | 24 | 5 | 1 | 57 | 108 | 165 |
| Remachadores | 4 | — | — | — | — | — | — | — | — | — | — | — | — | — | — | — | 4 | — | 4 |
| Reos | 2 | — | — | — | — | — | — | — | 2 | — | — | — | — | — | — | — | 4 | — | 4 |
| Repujadores | 3 | — | — | — | — | — | — | — | — | — | — | — | — | — | — | — | 3 | — | 3 |
| Sacerdotes | 13 | — | 3 | — | — | — | 1 | — | 1 | — | — | — | 2 | — | — | — | 20 | — | 20 |
| Sastres | 14 | 17 | — | 1 | 1 | — | — | — | 1 | 1 | 2 | — | 1 | 2 | — | — | 19 | 21 | 40 |
| Sculturos | 1 | — | — | — | — | — | — | — | — | — | — | — | — | — | — | — | 1 | — | 1 |
| Soldadores | 2 | — | — | — | — | — | — | — | — | — | — | — | — | — | — | — | 2 | — | 2 |
| Sombrereros | 1 | — | — | — | — | — | — | — | — | — | — | — | — | 1 | — | — | 1 | — | 1 |
| Suplementeros | 6 | — | — | — | — | — | — | — | — | — | — | — | — | — | — | — | 6 | — | 6 |
| Serenos | 6 | — | — | — | — | — | — | — | — | — | 1 | — | 3 | — | — | — | 10 | — | 10 |
| Talabarteros | 37 | — | 2 | — | 3 | — | 2 | — | 6 | — | 4 | — | 6 | — | 2 | — | 60 | — | 60 |
| Taquigrafos | — | — | — | — | — | — | — | — | — | 1 | — | — | — | — | — | — | — | 1 | 1 |
| Tapiceros | 5 | — | — | — | — | — | — | — | — | — | — | — | — | — | — | — | 5 | — | 5 |
| Tarrajadores | 1 | — | — | — | — | — | — | — | — | — | — | — | — | — | — | — | 1 | — | 1 |
| Técnicos | 10 | — | 1 | — | — | — | — | — | 2 | 1 | — | — | 2 | — | — | — | 15 | 1 | 16 |
| Tejedores | — | 14 | — | 82 | — | 1 | — | 36 | — | 29 | — | — | 2 | 49 | — | 4 | 3 | 218 | 221 |
| Telefonistas | 1 | — | — | — | — | — | — | 2 | — | — | — | — | — | — | — | — | 1 | — | 1 |
| Telegrafistas | 1 | — | — | — | — | — | — | 2 | — | — | — | — | — | — | — | — | 3 | — | 3 |
| Tintoreros | — | — | — | — | — | — | — | — | 1 | — | — | — | — | — | — | — | — | — | — |
| Tipógrafos | 10 | — | — | — | 1 | — | — | — | — | — | — | — | 3 | — | — | — | 2 | — | 2 |
| Toncleros | 12 | — | — | — | 3 | — | 1 | — | 4 | — | — | — | — | — | — | — | 13 | — | 13 |
| Topógrafos | 1 | — | — | — | — | — | — | — | — | — | — | — | — | — | — | — | 20 | — | 20 |
| Torneros | 11 | — | — | — | — | — | — | — | — | — | — | — | — | — | — | — | 1 | — | 1 |
| Vacunadores | 1 | — | — | — | — | — | — | — | — | — | — | — | — | — | — | — | 1 | — | 1 |
| Vendedores | 74 | 36 | 4 | 2 | 4 | 4 | — | — | 4 | 3 | — | — | 4 | 1 | — | — | 90 | 46 | 136 |
| Veterinarios | 1 | — | — | — | 1 | — | — | — | — | — | — | — | — | — | — | — | 2 | — | 2 |
| Vidrieros | 1 | — | — | — | — | — | — | — | — | — | — | — | — | — | — | — | 1 | — | 1 |
| Vinicultores | 1 | — | — | — | — | — | — | — | 1 | — | — | — | — | — | — | — | 2 | — | 2 |
| Vinateros | — | — | — | — | — | — | — | — | — | — | — | — | 2 | — | — | — | 2 | — | 2 |
| Visitadoras sociales | — | — | — | — | — | — | — | — | 1 | — | — | — | — | — | — | — | — | 1 | 1 |
| Vulcanizadores | 3 | — | — | — | — | — | — | — | — | — | — | — | — | — | — | — | 3 | — | 3 |
| Zapateros | 128 | — | 13 | — | 9 | — | 3 | — | 13 | — | 12 | — | 49 | 1 | 3 | — | 230 | 1 | 231 |
| Totales | 25839 | 26420 | 6.898 | 6.829 | 4.284 | 4.127 | 5.261 | 5.273 | 6.844 | 7.025 | 2.122 | 2.011 | 9.477 | 9.320 | 2.873 | 2.709 | 63.598 | 63.714 | 127.312 |

PROVINCIA DE MALLECO.—OCUPACIONES POR SEXO Y COMUNAS.

| OCUPACIONES | ANGOL | | PUNÉN | | LOS SAUCES | | RENAICO | | COLLIPULLI | | ERCILLA | |
|------------------------------|-------|-------|-------|-------|------------|-------|---------|-------|------------|-------|---------|-------|
| | H. | M. | H. | M. | H. | M. | H. | M. | H. | M. | H. | M. |
| Sin especificar | 4.377 | 9.070 | 2.404 | 4.751 | 1.995 | 3.880 | 854 | 1.809 | 2.674 | 5.405 | 1.704 | 3.247 |
| Abogados | 10 | 1 | — | — | — | — | — | — | — | — | — | 2 |
| Adivinos | 1 | — | 1 | 1 | — | — | — | — | — | — | — | — |
| Administradores | 44 | 1 | 10 | — | 18 | — | 9 | — | 26 | — | 17 | — |
| Agricultores | 1.062 | 41 | 1.358 | 55 | 646 | 39 | 90 | 3 | 798 | 60 | 638 | 60 |
| Agrimensores | 1 | — | — | — | — | — | — | — | — | — | — | — |
| Agrónomos | 4 | — | — | — | — | — | — | — | — | — | — | — |
| Albañiles | 157 | — | 14 | — | 19 | — | 6 | — | 14 | — | 9 | — |
| Alfarifes | 1 | — | 4 | — | — | — | — | — | — | — | — | — |
| Alfareros | 9 | — | 2 | — | — | — | 1 | — | — | — | — | — |
| Amasadores | — | — | — | — | — | — | — | — | — | — | — | — |
| Amasanderos | 1 | — | — | 1 | 1 | — | — | 1 | — | — | — | — |
| Aparceros | — | — | — | — | — | — | — | — | — | — | — | — |
| Aparadores | — | 3 | 1 | 1 | — | 2 | — | — | — | 2 | — | — |
| Apicultores | — | — | 1 | — | — | — | — | — | — | — | — | — |
| Apianchadores | — | — | — | — | — | — | — | — | — | — | — | — |
| Armeros | 1 | — | — | — | — | — | — | — | — | — | — | — |
| Arquitectos | 3 | — | — | — | — | — | — | — | — | — | — | — |
| Artistas | 15 | — | 9 | 2 | 16 | — | 1 | — | 21 | — | 9 | — |
| Artistas pintores | 1 | — | — | — | — | — | — | — | — | — | — | — |
| Artistas radio | — | 1 | — | — | 1 | — | — | — | — | — | — | — |
| Artistas circo | 1 | 2 | — | — | — | — | — | — | — | — | — | — |
| Artistas otros | 1 | 1 | — | — | — | — | — | — | — | — | — | — |
| Aserradores | 22 | — | 2 | — | 2 | — | — | — | — | — | — | — |
| Aurigas | 9 | — | — | — | 2 | — | — | — | — | — | — | — |
| Auxiliares | 29 | — | 2 | 2 | 2 | — | 2 | 1 | 4 | 2 | — | — |
| Avicultores | 1 | — | — | 4 | — | — | — | — | — | — | — | — |
| Baldoseros | — | — | — | — | — | — | — | — | 6 | — | — | — |
| Balseros | — | — | — | — | — | — | — | — | 18 | — | — | — |
| Barnisadores | — | — | — | — | — | — | — | — | — | — | — | — |
| Baredores | — | — | — | — | — | — | — | — | 1 | — | — | — |
| Barreteros | — | — | — | — | — | — | — | — | — | — | — | — |
| Bordadores | — | 9 | — | 1 | — | — | — | 1 | — | 3 | — | — |
| Caballerisos | — | — | — | — | — | — | — | — | — | — | — | — |
| Caldereros | 2 | — | — | — | 1 | — | — | — | 1 | — | — | — |
| Calgrafos | — | — | — | — | — | — | — | — | — | — | — | — |
| Calgrafos | 3 | — | 2 | — | — | — | 3 | — | 16 | — | — | — |
| Camineros | — | — | — | — | — | — | — | — | — | — | — | — |
| Canteros | — | — | — | — | 48 | — | — | — | 1 | — | — | — |
| Cantineros | 3 | — | — | — | — | — | — | — | 1 | — | — | — |
| Carceleros | 12 | — | — | — | — | — | — | — | 16 | — | — | — |
| Cardadores | — | 1 | — | — | — | — | — | — | — | — | — | — |
| Cargadores | 1 | — | 1 | — | 1 | — | 3 | — | 3 | — | — | — |
| Carabineros | 79 | — | 14 | — | 21 | — | 18 | — | 48 | — | 16 | — |
| Carniceros | 10 | — | — | — | 1 | — | 2 | — | 2 | — | 1 | — |
| Carpinteros | 158 | — | 30 | — | 39 | — | 36 | — | 82 | — | 25 | — |
| Carroceros | 9 | — | 1 | — | 2 | — | 1 | — | 8 | — | 2 | — |
| Carreteros | 29 | — | 2 | — | 3 | — | 1 | — | 9 | — | 1 | — |
| Carteros | — | — | — | — | — | — | — | — | — | — | — | — |
| Carreros | 1 | — | — | — | — | — | — | — | 1 | — | — | — |
| Cartógrafos | — | — | — | — | — | — | — | — | — | — | — | — |
| Cerrajeros | — | — | — | — | — | — | — | — | — | — | — | — |
| Cesteros | 14 | 2 | — | — | 2 | — | 2 | — | 2 | — | 4 | — |
| Cobradoros | — | — | — | — | — | — | — | — | — | — | — | — |
| Cocineros | 3 | 190 | — | 59 | — | 67 | 2 | 26 | 2 | 74 | — | 33 |
| Colchoneros | — | — | — | — | — | — | — | — | — | — | — | — |
| Comisionistas | 11 | — | 2 | — | 1 | — | — | — | 2 | — | — | — |
| Comerciantes | — | — | — | — | — | — | — | — | — | — | — | — |
| Confiteros | 3 | — | 1 | — | — | — | — | — | — | — | — | — |
| Confiteros | — | — | — | — | — | — | — | — | — | — | — | — |
| Constructores | 126 | — | — | — | — | — | — | — | 2 | — | — | — |
| Constructores | 24 | — | 1 | — | 3 | — | 3 | — | 9 | — | 1 | — |
| Contadores | 17 | — | — | — | — | — | — | — | 4 | — | — | — |
| Cortadores | — | — | — | — | — | — | — | — | — | — | — | — |
| Corredores de comercio | 2 | — | — | — | — | — | — | — | 1 | — | — | — |
| Costureras | — | 194 | — | 38 | — | 64 | — | 31 | — | 44 | — | 19 |
| Comerciantes | 268 | 184 | 100 | 41 | 93 | 47 | 64 | 47 | 95 | 19 | 4 | 22 |
| Cuidadores | 14 | 5 | 2 | — | 2 | — | — | — | 2 | — | — | — |
| Curtidores | 2 | — | — | — | — | — | — | — | — | — | — | — |
| Chamanteros | 1 | 2 | — | 6 | — | — | — | — | 2 | — | — | — |
| Choteros | 34 | — | 1 | — | 1 | — | 2 | — | 9 | — | — | — |
| Dactilógrafos | — | — | — | — | — | — | — | — | — | — | — | — |
| Dactilógrafos | 3 | 3 | — | 1 | — | — | — | — | — | — | — | — |
| Dentistas | — | — | — | — | — | — | — | — | — | — | — | — |
| Dentistas | 4 | 2 | 1 | — | — | — | — | — | 3 | — | — | — |
| Desolladores | 1 | — | — | — | — | — | — | — | — | — | — | — |
| Desolladores | 2 | — | — | — | — | — | — | — | — | — | — | — |
| Destapados | 76 | 9 | 6 | 1 | 2 | 1 | 9 | 2 | 23 | 4 | 4 | — |
| Destapados | 2 | — | — | — | — | — | — | — | 2 | — | — | — |
| Distribuidores | 26 | 485 | 34 | 128 | — | 124 | — | 82 | 6 | 186 | 2 | 123 |
| Distribuidores | — | — | — | — | — | — | — | — | — | — | — | — |
| Domadores | 10 | — | 1 | — | 3 | — | — | — | — | — | — | — |

| OCUPACIONES | ANGOL | | PURÉN | | LOS SAUCES | | RENAICO | | COLLIPULLI | | ERCILLA | |
|--------------------|-------|-------|-------|-----|------------|-----|---------|-----|------------|-----|---------|-----|
| | H. | M. | H. | M. | H. | M. | H. | M. | H. | M. | H. | M. |
| Electricistas | 5 | | | | | | | | | | | |
| Embalsadores | 7 | | 1 | | 5 | | 1 | | 5 | | 4 | |
| Embalsadores | 1 | | | | | | | | | | | |
| Empailladores | | | | | | | | | | | | 1 |
| Empaquetadores | 1 | | | | | | | | | | | |
| Empaquetadores | 6 | 8 | | | | | 1 | | 2 | 5 | 2 | |
| Enterradores | 1 | | | | | | | | | | | |
| Enrioladores | | | | | | | | | | | | |
| Escritores | 5 | | | | | | | | | | | |
| Familiares | 2 | | 1 | | | | | | | | | |
| Estadísticos | 2 | | | | | | | | | | 1 | |
| Estibadores | | | | | 1 | | | | | | | |
| Estudantes | 12 | | | | 1 | | | | 2 | | | |
| Estudiantes | 1.650 | 1.903 | 663 | 587 | 512 | 476 | 361 | 291 | 728 | 683 | 403 | 437 |
| Farmacéuticos | 2 | 2 | | | | | 2 | | | 2 | | |
| Fiambreros | | | | | | | | | | | | |
| Fleteros | 6 | | | | | | 1 | | 30 | | | |
| Floristas | 2 | | | | | | | | | | | |
| Fogoneros | 2 | | | | 4 | | 3 | | 5 | | | |
| Fotógrafos | 5 | | 1 | | 1 | | | | 1 | | | |
| Fundidores | 4 | | | | | | | | | | | |
| Ganaderos | | | | | 1 | | | | | | 3 | 2 |
| Guafiteros | 15 | | | | 6 | | 1 | | 1 | | | |
| Herreros | 25 | | 14 | | 35 | | 11 | | 15 | | 9 | |
| Hiladores | | 5 | | 2 | | | | | | 3 | | 2 |
| Hojalateros | 3 | | 5 | | 2 | | 2 | | 5 | | 3 | |
| Hortelanos | 11 | 1 | 1 | 2 | 4 | | 6 | | 3 | | 4 | |
| Hoteleros | | | | | | | | | | | | 1 |
| Impresores | 2 | | | | | | | | 1 | | | |
| Industriales | 32 | 3 | 19 | | 3 | | 2 | | 2 | | 6 | |
| Ingenieros | 7 | | 2 | | 2 | | 1 | | | | 1 | |
| Inspectores | 20 | 6 | 2 | 1 | 4 | | 4 | | 7 | | | |
| Jarceros | | | | | 7 | | | | 1 | | 1 | |
| Jardneros | 11 | | 1 | | 3 | | | | 3 | | | |
| Jornaleros | 2.748 | 150 | 1.315 | 76 | 1.320 | 30 | 861 | 46 | 2.002 | 47 | 1.053 | 25 |
| Joyeros | 2 | | | | 3 | | | | | | | |
| Jubitados | 99 | 13 | 6 | | 5 | | 3 | | 11 | 1 | 15 | 4 |
| Jueces | 1 | | | | | | | | | | | |
| Ladrilleros | 8 | | | | 4 | | 3 | | 2 | | | |
| Laminadores | | | | | | | | | | | | |
| Laneros | 3 | | | | | | 1 | | 1 | | | |
| Lavaderos | 1 | 185 | 1 | 23 | | 29 | | 28 | | 44 | | 22 |
| Lecheros | 10 | | | | | | 2 | | | 1 | | |
| Leñadores | 7 | | | | | | | | | | | |
| Liberos | | | | | | | | | | | | |
| Lindquistas | 5 | | | | 1 | | | | 2 | | | |
| Lustrabotas | 5 | | | | | | | | 3 | | | |
| Llaveros | 8 | 1 | 4 | | 2 | | 4 | 1 | 5 | 1 | 1 | 1 |
| Malleros | | | | | | | | | | | | |
| Manicuras | | 1 | | | | | | | | | 1 | |
| Maquinistas | 7 | | 1 | | 3 | | 3 | | 6 | | 1 | |
| Marinos | | | | | 1 | | | | | | 1 | |
| Mastroquinos | | | | | | | | | 2 | | 1 | |
| Martilleros | 1 | | | | | | | | | | | |
| Masajistas | | | | | | | | 1 | | | | |
| Masajistas | | | | | | | | | | | | |
| Masajistas | 2 | | | | | | 1 | | 4 | | | |
| Masajistas | | 3 | | 1 | | 1 | | 1 | | 2 | | |
| Masajistas | | | | | | | | | | | | |
| Masajistas | 53 | | 2 | | 16 | | 19 | | 29 | | 13 | |
| Mecánicos | 105 | | 13 | | 25 | | 17 | | 33 | | 15 | |
| Mecánicos dentales | 2 | | | | 1 | | | | | | | |
| Médicos | 6 | 1 | 2 | | | 1 | 1 | | 4 | | 2 | |
| Mendigos | | | | 3 | | 1 | 1 | | | | | |
| Mensajeros | 3 | | | | 4 | | 1 | 1 | 4 | | | |
| Mesajeros | | | | | | | | | | | | |
| Militares | | 2 | | | | 4 | | | | 5 | | |
| Militares | | | 2 | | | | | | 1 | | 1 | |
| Miseros | 143 | | 32 | | 124 | | | | 10 | | | |
| Medistas | 96 | | | 11 | | 20 | | 3 | | 18 | | 6 |
| Medicinas | | 61 | | | | | | | | | | |
| Molinos | 5 | | 2 | | 4 | | 1 | | 8 | | 2 | |
| Moteros | | | | | | | | | 1 | | | |
| Motoristas | 1 | | | | 1 | | | | | | | |

| OCUPACIONES | ANCOOL | | PURÉN | | LOS SAUCES | | RENAICO | | COLLIPULLI | | ERCILLA | |
|----------------------------|--------|--------|-------|-------|------------|-------|---------|-------|------------|-------|---------|-------|
| | H. | M. | H. | M. | H. | M. | H. | M. | H. | M. | H. | M. |
| Mozos | 118 | — | 20 | — | 56 | — | 26 | 2 | 45 | 1 | 32 | — |
| Mueblistas | 16 | — | 4 | — | 1 | — | 3 | — | 2 | — | 3 | — |
| Músicos | 3 | — | 1 | — | 3 | — | — | — | 3 | — | — | — |
| Niñeras | — | 34 | — | 11 | — | 11 | — | 8 | — | 10 | — | 6 |
| Niveladores | — | — | — | — | — | — | — | — | 1 | — | — | — |
| Notarios | — | — | — | — | — | — | — | — | 1 | — | — | — |
| Oficinistas | 169 | 40 | 28 | 3 | 31 | 3 | 21 | 2 | 51 | 9 | 24 | 4 |
| Operadores | 2 | — | — | — | — | — | — | — | — | — | — | — |
| Ordenadores | — | 1 | — | — | — | 5 | 1 | 14 | 2 | 2 | — | — |
| Panaderos | 41 | 2 | 7 | — | 5 | — | 2 | — | 6 | 2 | 4 | — |
| Panteneros | — | — | 1 | — | — | — | — | — | 1 | — | — | — |
| Pasteleros | 5 | — | 1 | — | — | — | — | — | — | — | — | — |
| Pelugeros | 10 | 4 | 2 | — | 5 | — | 2 | — | 3 | — | — | — |
| Periodistas | 5 | — | — | — | — | — | — | — | 2 | — | 1 | — |
| Pintores | 26 | — | — | — | 6 | — | 2 | — | 5 | — | 5 | — |
| Piseros | — | — | — | — | — | — | 2 | — | — | — | — | — |
| Porteros | 8 | 3 | — | — | 2 | — | — | — | 3 | — | — | — |
| Practicantes | 7 | 2 | 2 | — | 3 | — | — | — | 1 | — | — | — |
| Profesores | 42 | 109 | 12 | 23 | 6 | 18 | — | 10 | 14 | 27 | 6 | 21 |
| Palidores | — | — | — | — | — | — | — | — | — | — | — | — |
| Químicos | 1 | — | — | — | — | — | — | — | — | — | — | — |
| Radiotelegrafistas | — | — | — | — | — | — | — | — | — | — | — | — |
| Recaudadores | 4 | — | — | — | — | — | — | — | 1 | — | — | — |
| Regadores | 4 | — | — | — | — | — | — | — | 2 | — | — | — |
| Relojeros | 4 | — | 1 | — | — | — | — | — | 1 | — | — | — |
| Religiosos | 2 | 39 | — | — | 1 | — | — | — | 1 | — | — | — |
| Repartidores | 7 | 1 | — | — | 1 | — | — | — | 1 | — | — | — |
| Rentistas | 23 | 49 | 6 | 5 | 3 | 5 | 6 | 5 | 6 | 21 | 2 | 4 |
| Reos | 46 | 5 | — | — | — | — | — | — | 10 | — | — | — |
| Requijadores | — | — | — | — | 2 | — | — | — | — | — | — | — |
| Ripiadores | — | — | — | — | — | — | — | — | — | — | — | — |
| Sacerdotes | — | — | 1 | — | 1 | — | — | — | 3 | — | 1 | — |
| Sastres | 19 | 14 | 2 | 1 | 8 | — | — | — | 1 | — | 1 | — |
| Sepultureros | — | — | — | — | — | — | — | — | — | — | — | — |
| Soldadores | — | — | — | — | — | — | — | — | — | — | — | — |
| Sombreros | 5 | 5 | — | — | 1 | — | — | — | — | — | — | — |
| Suplementeros | — | — | — | — | — | — | — | — | 1 | — | — | — |
| Seranos | 3 | — | — | — | — | — | — | — | 2 | — | — | — |
| Talabarteros | 8 | — | 7 | 2 | 5 | — | — | — | 7 | — | 2 | — |
| Talladores | — | — | — | — | — | — | — | — | — | — | — | — |
| Tapiceros | 1 | — | 1 | — | — | — | — | — | — | — | — | — |
| Técnicos | 6 | — | 1 | — | — | — | — | — | — | — | — | — |
| Tejedores | 1 | 19 | — | 24 | 2 | 17 | — | — | 1 | 51 | 1 | 2 |
| Tenedores de libros | — | — | — | — | — | — | — | — | — | — | — | — |
| Telefonistas | — | 3 | — | — | — | — | — | — | 2 | — | — | — |
| Telegrafistas | 5 | 12 | — | — | — | — | — | — | 1 | — | — | — |
| Tintoreros | — | — | 1 | — | — | — | — | — | — | — | 2 | — |
| Tipógrafos | 9 | — | — | — | — | — | — | — | — | — | — | — |
| Tuneleros | 4 | — | — | — | — | — | — | — | — | — | — | — |
| Topógrafos | — | — | — | — | 1 | — | — | — | — | — | — | — |
| Torneros | 1 | — | — | — | — | — | — | — | — | — | — | — |
| Trenzadores | — | — | — | — | — | — | — | — | — | — | — | — |
| Vacunadores | — | — | — | — | — | — | — | — | — | — | — | — |
| Vendedores | 25 | 9 | 6 | — | 7 | — | — | — | — | — | — | — |
| Veterinarios | 2 | — | — | — | — | — | — | — | 1 | — | — | — |
| Vinicultores | 1 | — | 1 | — | — | — | — | — | — | — | — | — |
| Viajeros | — | — | — | — | — | — | — | — | — | — | — | — |
| Visitadoras sociales | — | — | — | — | — | — | — | — | — | — | — | — |
| Vulcanizadores | — | — | — | — | — | — | — | — | — | — | — | — |
| Zapateros | 69 | — | 19 | — | 20 | — | 9 | — | 16 | — | 7 | — |
| Totales | 12.553 | 12.899 | 6.210 | 5.868 | 5.202 | 4.850 | 2.523 | 2.450 | 7.061 | 6.786 | 4.099 | 4.037 |

| OCUPACIONES | TRAIQUÉN | | LUMACO | | VICTORIA | | CURACAUTÍN | | LONQUIMAY | | PROVINCIA DE MALLECO | | |
|-----------------------------|----------|-------|--------|-------|----------|-------|------------|-------|-----------|-------|----------------------|---------|--------|
| | H. | M. | H. | M. | H. | M. | H. | M. | H. | M. | Hombres | Mujeres | Total |
| Sin especificar | 3.353 | 6.997 | 3.490 | 7.371 | 3.642 | 8.083 | 2.705 | 5.439 | 1.565 | 2.771 | 28.763 | 58.823 | 87.586 |
| Abogados..... | 5 | — | — | — | 7 | 1 | — | — | 1 | — | 23 | 4 | 27 |
| Adivinos..... | 28 | — | 2 | 1 | 1 | — | 5 | — | — | — | 8 | 2 | 10 |
| Administradores..... | — | — | 20 | — | 63 | — | 37 | — | 20 | — | 292 | — | 292 |
| Agricultores..... | 789 | 30 | 2.405 | 76 | 996 | 79 | 726 | 77 | 301 | 47 | 9.808 | 547 | 10.355 |
| Agriensores..... | — | — | 1 | — | 1 | — | 1 | — | — | — | 4 | — | 4 |
| Agónomos..... | — | 1 | 2 | 1 | 1 | — | 2 | — | — | — | 9 | — | 9 |
| Albañiles..... | 75 | — | 8 | — | 45 | — | 14 | — | 1 | — | 362 | — | 368 |
| Alarifes..... | — | — | 3 | — | 1 | — | 1 | — | — | — | 9 | — | 9 |
| Alfareros..... | 1 | — | — | 22 | 2 | — | 1 | — | — | — | 16 | 27 | 43 |
| Amasadores..... | 1 | — | 2 | — | 1 | — | — | — | — | — | 4 | — | 4 |
| Amasanderos..... | — | 1 | — | — | — | — | — | 2 | — | — | 3 | 4 | 7 |
| Aparceros..... | 11 | — | — | — | — | — | — | — | — | — | 11 | — | 11 |
| Aparadores..... | — | 3 | — | — | — | 42 | — | 5 | — | — | 1 | 58 | 59 |
| Apicultores..... | — | — | — | — | — | — | — | — | — | — | 1 | — | 1 |
| Apilanchadores..... | — | — | — | — | 1 | — | — | — | — | — | 1 | — | 1 |
| Arincos..... | — | — | — | — | — | — | 1 | — | 1 | — | 5 | — | 6 |
| Arquitectos..... | — | — | — | — | — | — | — | — | 1 | — | — | — | — |
| Arrieros..... | 10 | — | 4 | — | 39 | 4 | 4 | — | 39 | — | 167 | — | 171 |
| Artistas pintores..... | — | — | — | — | — | — | — | — | — | — | 1 | — | 1 |
| Artistas radio..... | — | — | — | — | — | — | — | — | — | — | 1 | — | 1 |
| Artistas circo..... | 9 | 10 | — | — | 1 | 1 | 1 | 1 | — | — | 12 | 14 | 26 |
| Artistas otros..... | — | 3 | 1 | — | — | — | 2 | — | — | — | 3 | — | 3 |
| Aserradores..... | 1 | — | — | — | 1 | — | 2 | — | — | — | 32 | — | 32 |
| Aurigas..... | 1 | — | 1 | — | — | — | — | — | 2 | — | 15 | — | 14 |
| Auxiliares..... | 12 | 1 | 3 | 5 | 12 | 6 | 11 | 4 | 2 | 2 | 79 | 23 | 102 |
| Avicultores..... | — | — | 1 | — | 2 | 4 | — | — | — | — | 4 | — | 12 |
| Baldoseros..... | 1 | — | — | — | — | — | — | — | — | — | 7 | — | 7 |
| Balseros..... | 1 | — | — | — | — | — | — | — | — | — | 19 | — | 19 |
| Barnizadores..... | 12 | — | — | — | — | — | — | — | — | — | 12 | — | 12 |
| Barnizeros..... | — | — | — | — | — | — | 1 | — | — | — | 2 | — | 2 |
| Barreteros..... | 1 | — | — | — | — | — | — | — | — | — | 1 | — | 1 |
| Bordadores..... | — | 6 | — | — | — | 12 | — | 5 | — | — | — | 36 | 36 |
| Caballerizos..... | — | — | — | — | — | — | 1 | — | — | — | 5 | — | 5 |
| Caldereros..... | — | — | — | — | 1 | — | 2 | — | 3 | — | 6 | — | 6 |
| Calignafos..... | — | — | — | — | 2 | — | — | — | — | — | 2 | — | 2 |
| Canineros..... | 1 | — | — | — | 42 | — | 10 | — | — | — | 76 | — | 76 |
| Canteros..... | 2 | — | — | — | — | — | — | — | — | — | 51 | — | 51 |
| Cantineros..... | — | — | — | — | 1 | — | — | — | — | — | 5 | — | 5 |
| Carreteros..... | 17 | — | — | — | 16 | — | — | — | — | — | 60 | — | 60 |
| Cardadores..... | — | — | — | — | — | — | — | — | — | — | — | 1 | 1 |
| Cargadores..... | 6 | — | — | — | 4 | — | 7 | — | — | — | 26 | — | 26 |
| Carabineros..... | 48 | — | 13 | — | 53 | — | 30 | — | 51 | — | 391 | — | 391 |
| Carniceros..... | 4 | — | — | — | — | — | 7 | — | 2 | — | 29 | — | 29 |
| Carpinteros..... | 129 | — | 26 | — | 147 | — | 101 | — | 26 | — | 799 | — | 799 |
| Carruceros..... | 10 | — | 2 | — | 1 | — | 6 | — | — | — | 42 | — | 42 |
| Carreteros..... | 32 | — | — | — | 16 | — | 14 | — | — | — | 107 | — | 107 |
| Carteros..... | 1 | — | 1 | — | 1 | — | — | — | — | — | 4 | — | 4 |
| Cartógrafos..... | 1 | — | — | — | — | — | 1 | — | — | — | 4 | — | 4 |
| Cerrajeros..... | 1 | — | — | — | — | — | 1 | — | — | — | 2 | — | 2 |
| Cesteros..... | 13 | — | 5 | 1 | 7 | — | 6 | — | — | — | 55 | 3 | 58 |
| Cobradores..... | 2 | — | 1 | — | — | — | 1 | — | — | — | 4 | — | 4 |
| Cocineros..... | 3 | 110 | 1 | — | — | — | — | — | — | — | 12 | 821 | 833 |
| Calchoneros..... | 1 | — | — | — | — | 153 | — | 54 | 2 | 24 | 1 | — | 2 |
| Comisionistas..... | 4 | — | 2 | — | 4 | — | 1 | — | — | — | 26 | — | 27 |
| Concreteros..... | — | — | — | — | 1 | — | 1 | — | — | — | 3 | — | 3 |
| Confiteros..... | — | — | — | — | — | — | — | — | — | — | 3 | — | 3 |
| Conscriptos..... | 221 | — | — | — | 19 | — | 4 | — | — | — | 372 | — | 372 |
| Constructores..... | 11 | — | 1 | — | 11 | — | 7 | — | — | — | 71 | — | 71 |
| Contadores..... | 24 | 1 | 1 | — | 18 | 1 | 11 | 1 | 2 | — | 78 | 3 | 81 |
| Cortadores..... | 1 | — | — | — | 10 | — | 3 | — | — | — | 14 | — | 14 |
| Corredores de comercio..... | 1 | — | 1 | — | 5 | — | 1 | — | — | — | 11 | — | 11 |
| Costureras..... | — | 108 | — | 16 | — | 140 | — | 110 | — | 41 | — | 795 | 795 |
| Comerciantes..... | 198 | 85 | 47 | 12 | 230 | 152 | 170 | 110 | 27 | 18 | 1 340 | 787 | 2.127 |
| Cuidadores..... | 2 | — | 1 | — | 1 | — | — | — | — | — | 37 | 17 | 54 |
| Curtidores..... | 5 | — | — | 2 | 4 | — | — | — | 5 | — | 11 | — | 11 |
| Chamanteros..... | — | — | — | — | 1 | — | — | — | — | 3 | 5 | — | 5 |
| Choferes..... | 14 | — | 1 | — | 7 | — | 19 | — | 1 | — | 89 | — | 87 |
| Dactilógrafos..... | 1 | — | — | — | — | — | — | — | 1 | — | 5 | 4 | 9 |
| Deportistas..... | 1 | — | — | — | — | — | — | — | 1 | — | 5 | — | 5 |
| Dentistas..... | 3 | — | — | — | — | 1 | 2 | — | 1 | — | 14 | 3 | 17 |
| Desollinadores..... | — | — | 1 | — | — | — | — | — | — | — | 2 | — | 2 |
| Desolladores..... | — | — | — | — | — | — | — | — | — | — | 2 | — | 2 |
| Desocupados..... | 24 | 5 | 1 | — | 36 | 9 | 7 | 3 | 3 | 2 | 191 | 36 | 227 |
| Detectives..... | 2 | — | — | — | 1 | — | — | — | 1 | — | 8 | — | 8 |
| Domésticos..... | 3 | 363 | 22 | 74 | 35 | 460 | 15 | 235 | 17 | 58 | 160 | 2.318 | 2.478 |
| Donkeros..... | 1 | — | — | — | — | — | — | — | — | — | 1 | — | 1 |
| Doradores..... | 1 | — | 8 | — | 10 | — | 8 | — | — | — | 41 | — | 41 |

| OCUPACIONES | TRAIGUÉN | | LUMACO | | VICTORIA | | CURACAUTÍN | | LOWQUIMAY | | PROVINCIA DE MALLERCO | | |
|--------------------------|----------|-------|--------|-----|----------|-------|------------|-----|-----------|-----|-----------------------|---------|--------|
| | N. | M. | N. | M. | N. | M. | N. | M. | N. | M. | Hombres | Mujeres | Total |
| Planistas | 7 | | | | 9 | | | | | | 10 | | 10 |
| Electricistas | 11 | | | | 1 | | 6 | | 1 | | 8 | | 50 |
| Embaladores | | | | | 1 | | | | | | 2 | | 2 |
| Embaldosadores | | | | | 1 | | | | 1 | | 2 | | 2 |
| Empalilladores | | | | | 1 | | | | | | 1 | 1 | 2 |
| Empapeladores | 1 | 2 | | | | 2 | 1 | 1 | | | 1 | 6 | 4 |
| Enfermeros | 2 | 4 | | | 2 | 1 | 1 | 1 | 1 | | 12 | 16 | 28 |
| Enferradores | | | | | 1 | | | | | | 1 | | 1 |
| Enriadores | | | 1 | | 3 | | | | | | 4 | | 4 |
| Escribientes | 1 | | | | 1 | | | 2 | | | 9 | | 9 |
| Esmaltadores | | | | | | | | | | | 1 | | 1 |
| Estadísticos | 2 | 1 | | | 3 | | 1 | | | | 8 | 2 | 10 |
| Estibadores | | | | | | | | | | | 1 | | 1 |
| Estucadores | 7 | | | | 11 | | | | | | 33 | | 33 |
| Estudiantes | 1.269 | 1.160 | 346 | 347 | 1.406 | 1.513 | 891 | 892 | 186 | 218 | 8.396 | 8.506 | 16.901 |
| | | | | | | | | | | | | | |
| Farmacéuticos | | 2 | | | 5 | 3 | 1 | 2 | | | 10 | 12 | 22 |
| Fiambreros | 1 | | | | 1 | | | | | | 2 | | 2 |
| Fleteros | 9 | | | | 19 | | 44 | | 1 | | 110 | | 110 |
| Floristas | 10 | | | | | | | 1 | | | 10 | 1 | 11 |
| Fogoneros | 1 | | | | 18 | | 9 | | 1 | | 43 | | 43 |
| Fotógrafos | | 1 | | | 2 | 1 | 2 | | | | 12 | 2 | 14 |
| Fundidores | | | | | | | 2 | | | | 6 | | 6 |
| | | | | | | | | | | | | | |
| Ganaderos | | | | | | | 1 | | 115 | 7 | 118 | 9 | 127 |
| Gasfiteros | | | | | 5 | | 4 | | | | 32 | | 32 |
| | | | | | | | | | | | | | |
| Herreros | 44 | | 9 | | 33 | | 14 | | 8 | | 215 | | 215 |
| Hilanderos | 6 | | | 1 | | 2 | 2 | 2 | | 7 | 8 | 25 | 43 |
| Hojalateros | 13 | | | | 6 | | 2 | 2 | | | 48 | | 48 |
| Hortelanos | 1 | | 1 | | 9 | | 3 | | 1 | | 39 | 12 | 57 |
| Hoteleros | | | | | | 1 | | | | | | 2 | 2 |
| | | | | | | | | | | | | | |
| Impresores | 8 | | 10 | | 2 | | 11 | | | | 34 | | 34 |
| Industriales | 17 | 2 | 5 | | 20 | 2 | 14 | | 4 | | 122 | 9 | 131 |
| Ingenieros | 1 | | | | 2 | | 3 | | | | 15 | | 19 |
| Inspectores | 10 | 2 | 1 | | 20 | 1 | 2 | | | | 70 | 11 | 81 |
| | | | | | | | | | | | | | |
| Jarcieros | 4 | | | | 4 | | 1 | | 1 | | 19 | | 19 |
| Jardineros | 7 | | | | 3 | | 1 | | | | 30 | | 30 |
| Jornaleros | 2.825 | 40 | 1.960 | 28 | 2.810 | 90 | 2.103 | 92 | 668 | 20 | 19.686 | 654 | 20.339 |
| Jueyes | 5 | | | | | | 5 | | | | 8 | | 8 |
| Jubilados | 28 | 2 | 4 | | 33 | 7 | 8 | 1 | | | 215 | 51 | 246 |
| Jueces | | | | | 1 | | 1 | | | | 3 | | 3 |
| | | | | | | | | | | | | | |
| Ladrilleros | 3 | | 5 | | 15 | | 3 | | | | 41 | | 41 |
| Laminadores | | | | | | | 1 | | | | 1 | | 1 |
| Lancheros | 2 | | 2 | | | | | | | | 9 | | 9 |
| Lavanderos | 1 | 94 | 2 | 6 | 2 | 96 | 1 | 87 | | 12 | 8 | 606 | 614 |
| Lecheros | 14 | | 1 | 1 | 9 | | 1 | | | | 37 | 2 | 39 |
| Leñadores | 1 | | 1 | 1 | 2 | | 2 | | | | 14 | | 14 |
| Libreros | 5 | | 1 | | | 2 | | | | | 8 | 2 | 11 |
| Litotipistas | 7 | | 9 | | 4 | | 6 | | | | 34 | | 34 |
| Lustrabotas | 6 | | | | 6 | | 2 | | | | 28 | | 28 |
| Llaveros | 9 | 3 | | | 5 | 2 | | 1 | 4 | | 42 | 10 | 52 |
| | | | | | | | | | | | | | |
| Malleros | 1 | | | | | | | | | | 1 | | 1 |
| Manicuradas | | 1 | | | | | | | | | | 5 | 5 |
| Maquinistas | 25 | | | | 12 | 2 | 5 | | | | 63 | | 63 |
| Marinos | 3 | | | | 1 | | | | | | 6 | | 6 |
| Marroquineros | | | | | 2 | 2 | 1 | | | | 6 | 3 | 9 |
| Marilleros | 1 | | | | 2 | | | | | | 4 | | 4 |
| Masajistas | | | | | | | | | | | | 1 | 1 |
| Matarifes | 7 | | | | 4 | | | | | | 18 | | 18 |
| Matronas | | 2 | | 1 | | | 1 | | | 1 | 17 | | 17 |
| Mayordomos | 45 | | 6 | | 30 | | 19 | | | | 240 | 3 | 243 |
| Mecánicos | 75 | | 4 | | 71 | | 69 | | 5 | | 432 | | 432 |
| Mecánicos dentales | | | | | | | | | | | 3 | | 3 |
| Médicos | 8 | | | | 4 | | 2 | | 2 | | 28 | 4 | 32 |
| Mendigos | 1 | | | | 1 | | 1 | | | | 2 | | 11 |
| Mensajeros | 4 | | 1 | | 1 | | | | 2 | | 20 | 5 | 25 |
| Meretrices | | | | | | | | | | | | 43 | 43 |
| Militares | 157 | | | | 37 | | 18 | | 7 | | 241 | | 241 |
| Minaros | 7 | | 44 | | 2 | | 7 | | 242 | | 264 | | 264 |
| Mojistas | | 33 | | | | 61 | 1 | 23 | | | | 249 | 249 |
| Molineros | | | | | | | | | | | 34 | | 34 |
| Moteros | 7 | | 2 | | 4 | | | | | | 9 | | 16 |
| Motoristas | 1 | | | | 2 | | 3 | | | | 2 | | 2 |

| OCUPACIONES | TRAIGUÉN | | LUMACO | | VICTORIA | | CURACAUTÍN | | LONQUIMAY | | PROVINCIA DE MALLECO | | |
|----------------------------|----------|-------|--------|-------|----------|--------|------------|-------|-----------|-------|----------------------|---------|---------|
| | H. | M. | H. | M. | H. | M. | H. | M. | H. | M. | Hombres | Mujeres | Total |
| Mozos | 48 | — | 26 | — | 89 | 1 | 68 | — | 29 | 2 | 557 | 6 | 563 |
| Mueblistas | 96 | — | 1 | — | 26 | — | 9 | — | 1 | — | 163 | — | 163 |
| Músicos | 7 | — | 1 | — | 10 | — | 5 | — | — | — | 33 | — | 33 |
| Niñeras | — | 16 | — | 5 | — | 24 | — | 11 | — | 7 | — | 142 | 142 |
| Niveladores | — | — | — | — | — | — | — | — | 1 | — | 2 | — | 2 |
| Notarios | — | — | — | — | — | — | — | 1 | — | — | 2 | — | 2 |
| Oficinistas | 131 | 36 | 12 | 9 | 172 | 21 | 54 | 20 | 25 | — | 718 | 147 | 865 |
| Operadores | — | — | — | — | — | — | 1 | — | — | — | 3 | — | 3 |
| Ordeñadores | — | 2 | 1 | — | 5 | 11 | — | — | — | — | 9 | 35 | 44 |
| Panaderos | 21 | — | — | 1 | 22 | — | 9 | 2 | 1 | — | 118 | 7 | 125 |
| Panteoneros | — | — | — | — | 1 | — | — | — | — | — | 3 | — | 3 |
| Pasteleros | — | — | — | — | — | — | — | — | — | — | 4 | — | 4 |
| Peluqueros | 15 | 3 | 2 | — | 15 | 2 | 9 | 2 | 1 | — | 64 | 11 | 75 |
| Periodistas | 5 | — | — | — | 4 | 2 | 1 | — | — | — | 19 | 2 | 21 |
| Pintores | 16 | — | — | — | 12 | — | 4 | — | — | 1 | 77 | — | 77 |
| Plomeros | — | — | — | — | — | — | — | — | — | — | 2 | — | 2 |
| Porteros | 5 | 1 | — | — | 7 | — | 1 | 1 | — | — | 30 | 8 | 38 |
| Practicantes | 9 | 3 | — | — | 6 | 3 | 1 | 3 | 2 | — | 33 | 14 | 47 |
| Profesores | 33 | 48 | 6 | 5 | 42 | 84 | 11 | 21 | 1 | 8 | 178 | 374 | 552 |
| Pulidores | 1 | — | — | — | — | — | — | — | — | — | 1 | — | 1 |
| Químicos | 1 | 1 | — | — | — | — | — | — | — | — | 2 | 1 | 3 |
| Radiotelegrafistas | — | — | — | — | 1 | — | — | — | — | — | 1 | — | 1 |
| Recaudadores | 1 | — | 2 | — | 2 | — | — | — | — | — | 10 | 1 | 11 |
| Regadores | 2 | — | — | — | — | — | — | — | 4 | — | 12 | — | 12 |
| Relojeros | 4 | — | — | — | 4 | — | — | — | — | — | 14 | — | 14 |
| Religiosos | 2 | 5 | — | — | 4 | 24 | 2 | — | 1 | — | 13 | 68 | 81 |
| Repartidores | 5 | — | — | — | 5 | — | — | — | — | — | 21 | 1 | 22 |
| Rentistas | 18 | 16 | 3 | 14 | 17 | 31 | 1 | 18 | — | — | 91 | 166 | 257 |
| Reos | 2 | — | — | — | 6 | 2 | — | — | — | — | 66 | 5 | 71 |
| Repujadores | — | — | — | — | — | — | — | — | — | — | 2 | — | 2 |
| Ripiadores | — | — | — | — | — | — | 1 | — | — | — | 1 | — | 1 |
| Sacerdotes | 1 | — | 1 | — | 1 | — | — | — | 3 | — | 13 | — | 13 |
| Saxifres | 13 | 6 | — | 3 | 10 | 15 | 1 | 5 | — | — | 56 | 46 | 102 |
| Sapuiteros | — | — | — | — | 1 | — | — | — | — | — | 1 | — | 1 |
| Soldadores | 2 | — | — | — | 1 | — | — | — | — | — | 3 | — | 3 |
| Sonateros | 1 | — | — | — | 2 | 1 | — | — | 1 | — | 7 | 7 | 14 |
| Suplementeros | — | — | — | — | 4 | — | — | — | — | — | 5 | — | 5 |
| Serenos | 16 | — | 2 | — | — | — | 3 | — | 1 | — | 28 | — | 28 |
| Talabarteros | 9 | — | 2 | — | 9 | — | 6 | — | 1 | — | 57 | 2 | 59 |
| Talladores | 1 | — | — | — | 1 | — | — | — | — | — | 1 | — | 1 |
| Tapiceros | 8 | — | — | — | 1 | — | — | — | — | — | 11 | — | 11 |
| Técnicos | 2 | — | 1 | — | 8 | — | 3 | — | — | — | 21 | — | 21 |
| Tejedores | — | 53 | — | 8 | 1 | 19 | — | 28 | — | 23 | 6 | 246 | 252 |
| Tenedores de libros | 1 | — | — | — | — | — | 1 | — | — | — | 1 | — | 1 |
| Telefonistas | 4 | 2 | — | — | 1 | 9 | — | 1 | — | — | 5 | 16 | 21 |
| Telegrafistas | — | 1 | — | 1 | 1 | 4 | — | 2 | — | 1 | 13 | 24 | 37 |
| Tintorerías | — | — | — | — | — | — | — | — | — | — | 2 | 2 | 4 |
| Tipógrafos | 6 | — | — | — | 1 | — | — | — | — | — | 15 | — | 15 |
| Toneleros | — | — | — | — | 1 | — | — | — | — | — | 7 | — | 7 |
| Topógrafos | 3 | — | — | — | — | — | — | — | — | — | 4 | — | 4 |
| Torneros | — | — | — | — | 1 | — | — | — | — | — | 2 | — | 2 |
| Trenzadores | 1 | — | — | — | — | — | — | — | — | — | 1 | — | 1 |
| Vacunadores | 1 | — | — | — | — | — | — | — | — | — | 1 | — | 1 |
| Vendedores | 6 | 6 | 1 | 1 | 3 | — | 20 | 1 | 1 | — | 70 | 17 | 87 |
| Veterinarios | 2 | — | — | — | — | — | — | — | — | — | 4 | — | 4 |
| Vinicultores | 3 | — | — | — | — | — | 1 | — | — | — | 6 | — | 6 |
| Vijateros | — | — | — | — | 1 | — | — | — | — | — | 2 | — | 2 |
| Visitadoras sociales | — | — | — | — | — | 1 | — | — | — | — | — | 1 | 1 |
| Vulcanizadores | — | — | — | — | 2 | — | — | — | — | — | 2 | — | 2 |
| Zapateros | 86 | — | 10 | — | 104 | 4 | 22 | 1 | 4 | — | 366 | 5 | 371 |
| Totales | 10.352 | 9.286 | 8.582 | 8.061 | 10.745 | 11.240 | 7.452 | 7.263 | 3.402 | 3.273 | 78.181 | 75.993 | 154.174 |

| OCUPACIONES | LAUTARO | | GALVARINO | | PERQUENCO | | NUEVA IMPERIAL | | CARAHUE | | SAAVEDRA | | TEMUCO | | VILCÚN | | FREIRE | |
|--------------------|---------|-------|-----------|-----|-----------|-----|----------------|-------|---------|-----|----------|-------|--------|-------|--------|-----|--------|-------|
| | H. | M. | H. | M. | H. | M. | H. | M. | H. | M. | H. | M. | H. | M. | H. | M. | H. | M. |
| Diplomáticos | | | | | | | | | | | | | 1 | | | | | |
| Diputados | | | | | | | | | | | | | | | | | | |
| Domésticos | 31 | 524 | 8 | 60 | 6 | 72 | 42 | 298 | 14 | 260 | 22 | 176 | 87 | 1.895 | 9 | 132 | 20 | 197 |
| Doradores | | | | | | | 4 | | | | | | 3 | | 3 | | | |
| Ebanistas | | | | | | | | | | | | | 18 | | | | | |
| Electricistas | 7 | | | | | | 6 | | 2 | | 3 | | 62 | | 2 | | 2 | |
| Embaladores | | | | | | | 1 | | | | | | 3 | | | | | |
| Embalosadores | | | | | | | | | | | | | | | | | | |
| Embotelladores | | | | | | | | | | | | | | 7 | | | | |
| Empastadores | | | | | | | | | | | | | 1 | | | | | |
| Empapeladores | 8 | | | | | | | | | | | | | | | | | |
| Empaquetadores | | | | | | | 1 | | 2 | | | | 1 | 3 | | | | |
| Enceradores | | | | | | | 1 | | | | | | 4 | | | | | |
| Encuadernadores | | | | | | | 1 | | | | | | 13 | | 1 | | | |
| Enfermeros | | | | 1 | | | | 2 | | | | | 8 | 70 | 2 | | 1 | 1 |
| Enfierradores | | | | | | | 1 | | | | | | 4 | | | | | |
| Engrasadores | | | | | | | 1 | | | | | | 1 | | | | | |
| Enólogos | | | | | | | | | | | | | 6 | | | | | |
| Enjuancadores | | | | | | | | | | | | | 1 | | | | | |
| Enrielladores | 1 | | | | 1 | | | | | | | | 1 | | 2 | | 4 | |
| Escribientes | | 1 | | | | | 2 | 2 | | | | | 16 | 2 | | | 2 | |
| Farmalutadores | | | | | | | 1 | | | | | | 4 | | | | | |
| Farmacéuticos | 1 | | | | | | 1 | | | | | | 1 | | | | | |
| Estadísticos | | | | | | | | | | | | | 1 | | | | | |
| Estibadores | 2 | | | | | | 2 | | | | | | 40 | | 2 | | 2 | 2 |
| Estudiantes | 1.614 | 1.479 | 316 | 215 | 256 | 245 | 1.704 | 1.567 | 889 | 832 | 1.422 | 1.106 | 6.178 | 6.955 | 898 | 788 | 1.425 | 1.111 |
| Farmacéuticos | 3 | 3 | | | | | 1 | 1 | 1 | 1 | 1 | | 12 | 7 | 2 | 1 | 2 | 1 |
| Pectores | 12 | | | | | | 11 | | | | | | 32 | | 60 | | 3 | |
| Pictoristas | 1 | | | | | | | | | | | | 3 | | | | | |
| Pisiceros | 4 | | 1 | | | | 3 | | 6 | | 4 | | 47 | | 17 | | 11 | |
| Potógrafos | 4 | | | | | | 2 | | | 1 | | | 21 | 3 | | | | |
| Fundidores | 4 | | | | | | 3 | | | | | | 19 | | | | | |
| Ganaderos | | | | | | | | | | | | | 2 | | | | | |
| Gastiferos | 6 | | | | | | 7 | | 6 | | 6 | | 56 | | 1 | | | |
| Grabadores | | | | | | | | | | | | | 2 | | | | | |
| Herreros | 36 | | 12 | | 5 | | 39 | | 17 | | 15 | | 83 | | 19 | | 35 | |
| Hilanderos | | 17 | | | | 1 | | 15 | | 33 | | 2 | 48 | 62 | | 16 | 2 | 34 |
| Hojalateros | 10 | | 2 | | 4 | | 4 | | 2 | | | | 40 | | 1 | | 2 | |
| Hortelanos | 12 | | 4 | | | | 5 | 3 | 6 | 1 | | | 82 | 16 | 4 | 1 | 2 | 4 |
| Hoteleros | | | | | | | 1 | | | | 1 | | 4 | 3 | | | | |
| Impresores | 4 | | | | | | 2 | | | | | | 3 | | 11 | | 11 | |
| Industriales | 18 | 2 | 2 | | 1 | | 18 | 1 | 13 | 3 | 12 | 1 | 146 | 4 | 11 | 3 | 13 | 1 |
| Ingenieros | | | 1 | | | | | | 1 | | | | 26 | | 2 | | 5 | |
| Inspectores | 8 | | | | 1 | | 5 | 1 | 5 | | 3 | | 51 | 8 | 2 | | 6 | |
| Jarceros | 3 | | | | | | | | | | 11 | | 1 | | 1 | | 3 | |
| Jardineros | 6 | | | | | | 2 | | 1 | | 1 | | 12 | | 3 | | | |
| Jornaleros | 3.357 | 109 | 1.023 | 23 | 797 | 18 | 2.367 | 202 | 1.746 | 41 | 3.664 | 122 | 5.427 | 386 | 2.233 | 86 | 4.282 | 256 |
| Joyereros | | | | | | | 1 | | 2 | | | | 14 | 2 | | | | |
| Jubilados | 33 | 2 | | | 6 | | 13 | 2 | 10 | | | | 218 | 21 | 1 | 1 | 9 | 1 |
| Juices | 1 | | | | | | 1 | | | | | | 6 | | | | | |
| Ladrilleros | 16 | | | | | | 12 | | 2 | | 6 | | 27 | | 2 | | 12 | |
| Laminadores | | | | | 1 | | | | | | | | | | 6 | | | |
| Lancheros | | | | | | | 1 | | | | | | | | | | 1 | |
| Lavanderos | | 106 | | 19 | | 14 | 3 | 63 | | 56 | 1 | 31 | 7 | 432 | | 36 | 6 | 41 |
| Lecheros | 6 | | | | | | 2 | | | | | | 8 | | 8 | | 1 | |
| Leñadores | 2 | | | | | | | | | | 1 | | 3 | | 47 | | 2 | |
| Libreros | 2 | | | | | | 1 | | | | | | 1 | | 1 | | 1 | |
| Litotipistas | 7 | | | | 1 | | 3 | | 1 | | | | 26 | | 18 | | 5 | |
| Lustrabotas | 3 | | | | | | 3 | | 1 | | | | 16 | | 1 | | 2 | |
| Llaveros | 5 | 4 | 1 | 1 | 3 | 1 | 1 | | 2 | 1 | | 1 | 6 | 12 | 3 | 2 | | 1 |
| Manicureros | | | | | | | | 2 | | | | | | 1 | | | | |
| Maquinistas | 3 | | 1 | | | | | | 1 | | 1 | | 62 | | 7 | | 8 | |
| Marios | | | | | | | 1 | | 3 | | | | 3 | | | | | |
| Macromineros | | | | | | | | | | | | | 6 | | | | | |
| Martilleros | 1 | | | | | | | | | | | | 2 | | | | | |
| Masajistas | 3 | | | | | | | | | | | | 4 | | | | | |
| Matarifes | 2 | | | | | | 6 | | 2 | | | | 8 | | 1 | | | |
| Matronas | | | | | | | | 1 | | 5 | | | | | | | | |
| Mayordomos | 49 | 3 | 7 | 1 | | | 15 | 1 | 17 | | | 1 | 68 | 14 | 1 | 1 | 40 | |
| Mecánicos | 100 | 1 | 15 | | 9 | | 48 | | 30 | | 44 | | 406 | 77 | | | 62 | |
| Mecánicos dentales | | | | | | | | | | | | | | | | | | |
| Mecanógrafos | 6 | | | | | | | | | | | | 5 | | | | | |
| Médicos | 4 | | | | | | 3 | | | | | | 2 | | | | | |
| Mendigos | 7 | | 1 | | | | 3 | | | | 1 | | 29 | | 1 | | | |
| Mensajeros | 8 | 5 | | | 1 | | 2 | | 3 | | | 1 | 8 | | 6 | | 2 | |
| Meretrices | | | | | | | | | | | | | 13 | | 3 | | 7 | |
| Militares | 116 | | | | | | 1 | 20 | 3 | 15 | | 1 | 126 | | | | | |
| Mineros | 1 | | 6 | 4 | | | 11 | | 279 | | 93 | | 209 | | | | 1 | |
| Modistas | | 49 | | | | | | 64 | | 34 | | | 54 | | 2 | 16 | | 25 |
| Molineros | 20 | | 3 | | 2 | | 13 | | 8 | | | | 21 | | 2 | | 16 | |

| OCUPACIONES | CUNCO | | FITRUQUÉN | | GORBEA | | TOLTÉN | | LONCOCHE | | VILLARRICA | | PUCÓN | | PROVINCIA DE CAUTÍN | | |
|--------------------------------|-------|-------|-----------|-------|--------|-------|--------|-------|----------|-------|------------|-------|-------|-------|---------------------|---------|---------|
| | H. | M. | H. | M. | H. | M. | H. | M. | H. | M. | H. | M. | H. | M. | Hombres | Mujeres | Total |
| Bin especificar | 4.440 | 9.318 | 3.464 | 7.125 | 3.655 | 7.068 | 2.200 | 3.771 | 3.276 | 7.010 | 4.103 | 8.299 | 3.315 | 5.744 | 73.783 | 147.722 | 221.505 |
| Abogados | 1 | — | — | — | — | — | — | — | 5 | — | 1 | — | — | — | 61 | — | 61 |
| Adivinos | — | — | — | — | — | — | — | — | — | — | — | — | — | — | 4 | 2 | 6 |
| Administradores | 65 | 2 | 51 | — | 65 | 6 | 26 | 1 | 54 | 3 | 35 | — | 42 | 5 | 763 | 33 | 796 |
| Agricultores | 2.251 | 111 | 1.214 | 125 | 1.409 | 139 | 889 | 46 | 1.849 | 80 | 2.270 | 131 | 1.300 | 96 | 30.215 | 2.465 | 32.680 |
| Agriensores | 2 | — | — | — | — | — | — | — | 2 | — | — | — | 4 | — | 15 | — | 15 |
| Agónomos | 2 | — | — | — | — | — | 2 | — | 2 | — | — | — | 1 | — | 22 | — | 22 |
| Albañiles | 2 | — | 12 | — | 9 | — | — | — | 15 | — | — | 18 | 6 | — | 426 | — | 426 |
| Alarifes | — | — | — | — | 3 | — | — | — | 1 | — | — | 6 | — | — | 24 | — | 24 |
| Alfareros | — | — | 3 | 4 | — | — | — | — | — | — | — | — | 1 | — | 23 | 28 | 51 |
| Amasadores | — | — | 4 | — | — | — | — | — | — | — | 4 | — | — | — | 26 | — | 26 |
| Amasadores | — | — | — | 2 | — | — | 1 | — | — | — | — | — | 1 | — | 1 | 7 | 8 |
| Aparceros | — | — | — | — | — | — | — | — | — | — | — | — | — | — | 1 | — | 1 |
| Aparadores | — | — | — | — | — | — | 1 | — | — | — | 5 | — | — | — | — | 29 | 29 |
| Apicultores | — | — | — | — | — | — | 2 | — | — | — | — | — | — | — | 4 | 1 | 5 |
| Aplanchadores | — | — | — | 3 | — | — | — | — | — | 1 | — | — | — | 4 | — | 12 | 12 |
| Armadores | — | — | — | — | — | — | — | — | — | — | — | — | — | 2 | 3 | — | 3 |
| Armeros | — | — | — | — | — | — | — | — | — | — | — | — | — | 2 | 1 | — | 1 |
| Arquitectos | — | — | — | — | — | — | — | — | — | — | — | — | — | — | 6 | — | 6 |
| Arrieros | 6 | — | 16 | 2 | — | — | — | — | 7 | — | — | 2 | — | 4 | 171 | 41 | 212 |
| Artistas pintores | — | — | — | — | — | — | — | — | — | — | — | — | — | — | — | 2 | 2 |
| Artistas escultores | — | — | — | — | — | — | — | — | — | — | — | — | — | — | — | — | — |
| Artistas teatro | — | — | — | — | — | — | — | — | — | — | — | — | — | — | — | — | — |
| Artistas cine | — | — | — | — | — | — | — | — | — | — | — | — | — | — | — | — | — |
| Artistas radio | — | — | — | — | — | — | — | — | — | — | — | — | — | — | — | — | — |
| Artistas circo | 4 | — | — | — | — | — | — | — | 9 | 7 | — | — | — | — | 11 | 7 | 18 |
| Artistas otros | — | — | — | — | — | — | — | — | — | — | — | — | — | — | 5 | 1 | 6 |
| Ascensoristas | — | — | — | — | 1 | — | 1 | — | — | — | — | — | — | — | 1 | — | 1 |
| Aserradores | 2 | — | — | — | — | — | — | — | 4 | — | — | — | — | — | 285 | — | 285 |
| Asfaltadores | — | — | — | — | — | — | — | — | — | — | — | — | — | — | 1 | — | 1 |
| Aurigas | 1 | — | 3 | 7 | 7 | 5 | — | — | 1 | — | 4 | — | 4 | — | 38 | — | 38 |
| Auxiliares | 1 | — | 9 | — | 7 | — | — | — | 2 | — | — | 2 | 5 | 2 | 171 | 67 | 238 |
| Aviadores | — | — | — | — | — | — | — | — | — | — | — | — | — | — | 15 | — | 15 |
| Avicultores | — | — | — | — | — | — | — | — | 1 | 1 | — | — | — | 1 | 6 | 4 | 10 |
| Baldoseros | — | — | — | — | — | — | — | 1 | — | — | — | — | 1 | — | 3 | — | 3 |
| Balseros | 2 | — | — | — | — | — | — | — | 2 | — | — | — | 7 | — | 14 | — | 14 |
| Barnisadores | — | — | — | — | — | — | — | — | — | — | — | — | — | — | 17 | — | 17 |
| Barredores | — | — | — | — | — | — | — | — | — | — | — | — | — | — | 10 | 1 | 11 |
| Barreteros | — | — | — | — | — | — | — | — | — | — | — | — | — | — | — | — | — |
| Biseladores | — | — | — | — | — | — | — | — | — | — | — | — | — | — | 2 | — | 2 |
| Bordadores | — | 2 | — | — | — | — | — | — | — | — | — | — | — | — | — | 79 | 79 |
| Bronceros | — | — | — | — | — | — | — | — | — | — | — | — | — | — | 1 | — | 1 |
| Buzos | — | — | — | — | — | — | — | — | — | — | — | — | — | — | — | — | — |
| Caballeros | — | — | — | — | — | — | — | — | — | — | — | — | — | 1 | 5 | — | 5 |
| Calafates | — | — | — | — | — | — | — | — | — | — | — | — | — | — | 1 | — | 1 |
| Caldereros | — | — | — | — | — | — | — | — | — | — | — | — | — | — | 12 | — | 12 |
| Camineros | 5 | — | 16 | — | 19 | — | 6 | — | 54 | — | 25 | — | 10 | — | 240 | — | 240 |
| Canteros | — | — | — | — | — | — | — | — | 2 | — | — | — | — | — | 15 | — | 15 |
| Cantineros | — | — | — | — | — | — | — | — | 2 | — | — | — | — | — | 4 | — | 4 |
| Carceleros | — | — | — | — | 2 | — | — | — | 10 | — | — | — | — | — | 57 | — | 57 |
| Cardadores | — | — | 4 | — | — | — | — | — | 6 | — | — | — | — | — | 5 | — | 5 |
| Cargadores | 13 | — | — | — | 3 | — | — | — | 6 | — | 27 | — | 3 | — | 120 | — | 120 |
| Carabineros | 29 | — | 12 | — | 18 | — | 8 | — | 39 | — | 16 | — | 23 | — | 581 | — | 581 |
| Carniceros | — | — | 7 | — | 6 | — | 2 | — | 4 | — | 11 | — | 3 | — | 110 | — | 110 |
| Carpinteros | 76 | — | 75 | — | 76 | — | 32 | — | 94 | — | 117 | — | 77 | — | 1.662 | — | 1.662 |
| Carroceros | 3 | — | 2 | — | 3 | — | — | — | 8 | — | 6 | — | 4 | — | 68 | — | 68 |
| Carreteros | 6 | — | 4 | — | 10 | — | 8 | — | 12 | — | 18 | — | 5 | — | 254 | — | 254 |
| Carteros | — | — | — | — | — | — | — | — | — | — | — | — | — | — | 7 | — | 7 |
| Cartógrafos | — | — | — | — | — | — | — | — | — | — | — | — | — | — | 6 | — | 6 |
| Carreteros | 1 | — | — | — | 1 | — | — | — | — | — | 2 | — | — | — | 1 | — | 1 |
| Cesteros | 7 | — | 9 | — | 11 | — | 1 | — | 14 | — | 2 | — | 14 | — | 149 | 16 | 165 |
| Cigarreros | — | — | — | — | — | — | — | — | — | — | — | — | — | — | 1 | — | 1 |
| Cinzeladores | — | — | — | — | — | — | — | — | — | — | — | — | — | — | 1 | — | 1 |
| Cobradores | — | — | — | — | — | — | — | — | — | — | — | — | — | — | 18 | — | 18 |
| Cocineros | — | 35 | 2 | 64 | 1 | 80 | — | 34 | — | 75 | — | 31 | — | 55 | 45 | 1.483 | 1.528 |
| Colchoneros | — | — | — | — | — | — | — | — | — | — | — | — | — | — | 2 | — | 2 |
| Comisionistas | 10 | — | — | — | 2 | — | — | — | 3 | — | 1 | — | 1 | — | 81 | 4 | 85 |
| Concretos | — | — | — | — | — | — | — | — | — | — | — | — | — | — | 4 | — | 4 |
| Confiteros | — | — | — | — | — | — | — | — | — | — | — | — | — | — | 1 | — | 1 |
| Conscriptos | 2 | — | 5 | — | 1 | — | — | — | 1 | — | 4 | — | — | — | 292 | — | 292 |
| Constructores | 2 | — | 8 | — | 7 | — | — | — | 8 | — | 6 | — | — | — | 147 | — | 147 |
| Contadores | 2 | — | 4 | — | 4 | — | — | — | 5 | — | 3 | — | — | — | 167 | 15 | 182 |
| Cortadores | — | — | — | — | — | — | — | — | 1 | — | — | — | — | — | 14 | — | 14 |
| Corredores comer- cio | — | — | — | — | 3 | 1 | 1 | — | — | — | — | — | — | — | 16 | 4 | 20 |
| Costureras | — | 55 | — | 37 | — | 42 | — | 17 | — | 57 | — | 47 | — | 36 | — | 1.698 | 1.698 |
| Comerciantes | 179 | 38 | 165 | 91 | 179 | 87 | 39 | 12 | 170 | 83 | 211 | 68 | 89 | 40 | 3.841 | 1.679 | 5.520 |
| Cuidadores | — | 2 | 6 | — | 4 | — | — | — | 2 | — | — | — | — | — | 45 | — | 45 |
| Curtidores | — | — | — | — | 2 | — | — | — | 2 | — | — | — | — | — | 31 | — | 31 |
| Chamanteros | 2 | — | — | — | — | — | — | — | — | — | — | — | — | — | 16 | — | 16 |
| Choferes | 12 | — | 13 | — | 1 | — | — | — | 10 | — | 13 | — | — | — | 226 | — | 226 |
| Dactilógrafos | — | — | — | — | — | — | — | — | 2 | — | — | — | — | — | 6 | 7 | 13 |
| Decoradores | — | — | — | — | — | — | — | — | — | — | — | — | — | — | — | — | — |
| Deportistas | — | — | — | — | — | — | — | — | — | — | — | — | — | — | 1 | — | 1 |
| Dentistas | 1 | — | — | — | — | — | — | — | 1 | — | — | — | — | — | 27 | — | 27 |
| Desolladores | — | — | — | — | — | — | — | — | — | — | — | — | — | — | 1 | — | 1 |
| Desolladores | — | — | — | — | 1 | — | — | — | — | — | | | | | | | |

| OCUPACIONES | CUNCO | | PITUKUQUÉN | | GORBEA | | TOLTÉN | | LONCOCHE | | VILLARRICA | | PUCÓN | | PROVINCIA DE CAUTÍN | | | |
|--------------------|-------|-------|------------|-----|--------|-----|--------|-----|----------|-----|------------|-------|-------|-----|---------------------|---------|--------|---|
| | H. | M. | H. | M. | H. | M. | H. | M. | H. | M. | H. | M. | H. | M. | Hombres | Mujeres | Total | |
| Diplomáticos | — | — | — | — | — | — | — | — | — | — | — | — | — | 1 | — | 2 | — | 2 |
| Diputados | — | — | — | — | — | — | — | — | — | — | — | — | — | — | — | — | — | — |
| Domésticos | 20 | 260 | 19 | 138 | 23 | 155 | 4 | 54 | 44 | 324 | 10 | 213 | 13 | 181 | 372 | 4.938 | 5.310 | |
| Doradores | — | — | — | — | — | — | — | — | 14 | — | 2 | — | — | — | 26 | — | 26 | |
| Ebanistas | — | — | — | — | — | — | — | — | — | — | — | — | — | — | 22 | — | 22 | |
| Electricistas | 3 | — | 3 | — | 4 | — | — | — | 2 | — | 3 | — | — | 7 | 106 | — | 106 | |
| Embaladores | — | — | — | — | — | — | — | — | — | — | — | — | — | — | 4 | — | 4 | |
| Embalosadores | — | — | — | — | — | — | — | — | — | — | — | — | — | — | 1 | — | 1 | |
| Embotelladores | — | — | — | — | — | — | — | — | — | — | — | — | — | — | — | 8 | 8 | |
| Empastadores | — | — | — | — | — | — | — | — | — | — | — | — | — | — | 1 | — | 1 | |
| Empapeladores | — | — | — | — | — | — | — | — | — | — | — | — | — | — | 9 | — | 9 | |
| Empaquetadores | — | — | — | — | — | — | — | — | — | — | — | — | — | — | 3 | 5 | 8 | |
| Encuadernadores | — | — | — | — | — | — | — | — | — | — | — | — | — | — | 6 | — | 6 | |
| Enfermeros | — | 2 | 1 | — | — | — | 1 | 1 | — | — | — | — | — | — | 13 | — | 13 | |
| Enferradores | 1 | — | — | — | — | — | — | — | — | — | — | — | — | — | 17 | — | 17 | |
| Engrasadores | — | — | — | — | — | — | — | — | — | — | — | — | — | — | 7 | — | 7 | |
| Enólogos | — | — | — | — | — | — | — | — | — | — | — | — | — | — | 1 | — | 1 | |
| Enjuncadores | — | — | — | — | — | — | — | — | — | — | — | — | — | — | 6 | — | 6 | |
| Enricladores | — | — | — | — | — | — | — | — | — | — | — | — | — | — | 2 | — | 2 | |
| Escriturales | — | — | — | — | — | — | — | — | — | — | — | — | — | — | 21 | 6 | 27 | |
| Esmañadores | — | — | — | — | — | — | — | — | — | — | — | — | — | — | 1 | — | 1 | |
| Estadísticos | — | — | 1 | — | 1 | — | — | — | — | — | — | — | — | — | 10 | — | 10 | |
| Estibadores | — | — | — | — | — | — | — | — | — | — | — | — | — | — | 7 | — | 7 | |
| Estucadores | — | — | — | — | — | — | — | — | — | — | — | — | — | — | 78 | — | 78 | |
| Estudiantes | 1.262 | 1.206 | 924 | 906 | 915 | 875 | 369 | 365 | 946 | 934 | 1.219 | 1.116 | 793 | 645 | 21.030 | 19.345 | 40.375 | |
| Farmacéuticos | 1 | 1 | 2 | 2 | — | — | — | — | — | 2 | — | — | — | — | 27 | 20 | 47 | |
| Fleteros | 9 | — | — | — | — | — | — | — | 3 | — | — | — | — | — | 143 | — | 143 | |
| Floristas | — | — | — | — | — | — | — | — | — | — | — | — | — | — | 6 | 8 | 14 | |
| Fogoneros | 15 | — | — | — | 1 | — | — | — | 9 | — | — | — | — | — | 139 | — | 139 | |
| Fotógrafos | 1 | — | — | — | 1 | — | — | — | 3 | — | — | — | — | — | 36 | 4 | 40 | |
| Fundidores | — | — | — | — | 2 | — | — | — | — | — | — | — | — | — | 28 | — | 28 | |
| Ganaderos | — | — | — | — | — | — | — | — | — | — | — | — | — | — | 5 | 2 | 7 | |
| Gasfiteros | 1 | — | — | — | — | — | — | — | 3 | — | — | — | — | — | 90 | — | 90 | |
| Grabadores | — | — | — | — | — | — | — | — | — | — | — | — | — | — | 2 | — | 2 | |
| Herreros | 24 | — | 11 | — | 12 | — | 1 | — | 14 | — | 13 | — | 9 | — | 345 | — | 345 | |
| Hilanderos | — | 2 | — | 3 | — | 4 | — | 3 | — | 1 | — | — | — | 2 | 6 | 241 | 247 | |
| Hojalateros | 2 | — | — | — | 3 | — | — | — | 6 | — | 8 | — | — | — | 84 | — | 84 | |
| Hortelanos | 2 | — | 1 | — | 10 | — | — | — | 5 | — | 3 | — | 2 | — | 146 | 39 | 185 | |
| Hoteleros | — | — | — | — | — | — | — | — | 3 | — | 4 | — | 1 | — | 14 | 6 | 20 | |
| Impresores | — | — | 2 | — | — | — | 14 | — | — | — | 11 | — | — | — | 59 | — | 59 | |
| Industriales | 36 | 2 | 16 | — | 19 | 2 | 5 | — | 21 | 1 | 36 | — | 21 | — | 338 | 20 | 408 | |
| Ingenieros | 1 | — | 1 | — | — | — | — | — | — | — | — | — | — | — | 42 | — | 42 | |
| Inspectores | 2 | — | 3 | — | 4 | — | 2 | — | 5 | — | 4 | — | — | — | 102 | 9 | 111 | |
| Jarceros | 1 | — | — | — | 15 | — | 4 | — | — | — | — | — | — | — | 40 | — | 40 | |
| Jardineros | — | — | 12 | — | 2 | — | — | — | 2 | — | — | — | — | — | 53 | — | 53 | |
| Jornaleros | 2.971 | 60 | 2.138 | 85 | 1.735 | 60 | 903 | 26 | 2.093 | 61 | 1.980 | 38 | 1.791 | 47 | 38.507 | 1.590 | 40.097 | |
| Joyeros | — | — | — | — | — | — | — | — | — | — | — | — | — | — | 18 | 2 | 20 | |
| Jubilados | — | 1 | 22 | — | 19 | — | 1 | 2 | 25 | 2 | 2 | — | 3 | 2 | 366 | 34 | 400 | |
| Jueces | — | — | — | — | — | — | — | — | 2 | — | — | — | — | — | 10 | — | 10 | |
| Ladrilleros | 1 | — | 13 | — | 9 | — | 5 | — | — | — | 2 | — | — | — | 109 | — | 109 | |
| Laminadores | — | — | — | — | — | — | — | — | — | — | — | — | — | — | 7 | — | 7 | |
| Lanceros | 1 | — | 1 | — | — | — | — | — | 2 | — | 11 | — | — | — | 35 | — | 35 | |
| Lavanderos | 1 | 19 | — | 63 | — | 22 | — | 6 | — | 60 | — | 18 | 15 | — | 20 | 1.015 | 10.033 | |
| Lucheros | — | 13 | — | — | 2 | — | 3 | — | 6 | — | 2 | — | — | — | 36 | 23 | 59 | |
| Licadores | — | — | — | — | — | — | — | — | 1 | — | — | — | — | — | 60 | — | 60 | |
| Libreros | — | — | — | — | — | — | — | — | 1 | — | — | — | — | — | 9 | — | 9 | |
| Liotipistas | — | — | — | — | — | — | — | — | 2 | — | — | — | — | — | 9 | — | 9 | |
| Lustrabotas | — | — | 2 | — | 2 | — | — | — | 3 | — | — | — | — | — | 75 | — | 75 | |
| Llaveros | 1 | 2 | — | 1 | — | 1 | — | — | 3 | — | 4 | — | — | — | 37 | — | 37 | |
| Manicuristas | — | — | — | — | — | — | — | — | — | — | — | — | — | — | 22 | 29 | 51 | |
| Maquinistas | 2 | — | — | — | — | — | — | — | 2 | 1 | — | — | — | — | — | 5 | 5 | |
| Marinos | — | — | — | — | 1 | — | 8 | — | 1 | — | 2 | — | — | — | 92 | — | 92 | |
| Marroquinos | — | — | — | — | — | — | — | — | 1 | — | 5 | — | — | — | 25 | — | 25 | |
| Martilleros | — | — | — | — | — | — | — | — | 1 | — | — | — | — | — | 7 | — | 7 | |
| Masajistas | — | — | — | — | — | — | — | — | — | — | — | — | — | — | 4 | — | 4 | |
| Matarifes | — | — | — | — | 1 | — | — | — | — | — | — | — | — | — | 9 | 3 | 12 | |
| Matronas | 1 | — | — | — | — | — | — | — | 4 | — | — | — | — | — | 26 | — | 26 | |
| Mayordomos | — | 1 | — | 2 | — | 1 | — | — | — | — | — | — | — | — | 35 | — | 35 | |
| Mecánicos | 18 | — | 21 | — | 9 | — | 11 | — | 13 | — | 3 | — | — | — | 359 | 2 | 361 | |
| Mecánicos dentales | 72 | — | 32 | — | 35 | — | 18 | — | 64 | — | 54 | — | 63 | — | 1.133 | — | 1.133 | |
| Mecanógrafos | — | — | — | — | — | — | — | — | — | — | — | — | — | — | 11 | 2 | 13 | |
| Médicos | 2 | — | 1 | — | 1 | — | — | — | 8 | — | — | — | — | — | 7 | — | 7 | |
| Mendigos | 2 | — | — | — | — | — | — | — | — | — | — | — | — | — | 59 | 2 | 61 | |
| Mensajeros | 1 | — | 2 | — | — | — | — | — | — | — | — | — | — | — | 18 | 13 | 31 | |
| Meretrices | — | 3 | — | — | — | — | — | — | — | — | — | — | — | — | 46 | 3 | 49 | |
| Militares | — | — | 5 | — | 3 | — | — | — | — | — | — | — | — | — | — | 184 | 184 | |
| Mineros | 1 | — | 5 | — | 3 | — | — | — | — | — | — | — | — | — | 338 | — | 338 | |
| Modistas | 17 | — | 17 | — | 10 | — | 2 | — | 10 | — | 3 | — | — | — | 469 | — | 469 | |
| Molinos | 3 | — | 13 | — | 11 | — | 1 | — | 3 | — | 7 | — | — | — | 892 | 1 | 892 | |

| OCUPACIONES | CUNCO | | PITRUQUÉN | | GORBEA | | TOLTÉN | | LONCOCHE | | VILLARRICA | | FUCÓN | | PROVINCIA DE CAUTÍN | | |
|---------------------------------|--------|--------|-----------|-------|--------|-------|--------|-------|----------|-------|------------|--------|-------|-------|---------------------|---------|---------|
| | H. | M. | H. | M. | H. | M. | H. | M. | H. | M. | H. | M. | H. | M. | Hombres | Mujeres | Total |
| Materos | — | — | — | — | — | — | — | — | — | — | — | — | — | 2 | 8 | — | 8 |
| Motoristas | — | — | — | — | — | — | — | — | — | — | — | — | — | — | 1 | — | 1 |
| Mozos | 92 | — | 39 | — | 84 | — | 14 | — | 82 | 2 | 97 | — | 79 | 2 | 1.652 | 34 | 1.666 |
| Mueblistas | — | — | 11 | — | 10 | — | 3 | — | 11 | — | 17 | — | 3 | — | 319 | — | 319 |
| Músicos | 3 | — | — | — | — | — | — | — | — | — | 3 | — | 2 | — | 56 | 2 | 58 |
| Niñeras | — | 2 | — | 11 | — | 5 | — | 2 | — | 6 | — | 7 | — | 7 | — | 236 | 236 |
| Niqueladores | — | — | — | — | — | — | — | — | — | — | — | — | — | — | 4 | — | 4 |
| Niveladores | — | — | — | — | — | — | — | — | — | — | — | — | — | — | 4 | — | 4 |
| Notarios | — | — | — | — | — | — | — | — | 1 | — | — | — | — | — | 3 | — | 3 |
| Oficinistas | 47 | 4 | 19 | 8 | 22 | 9 | 6 | 3 | 85 | 20 | 76 | 13 | 34 | 2 | 1.678 | 440 | 2.118 |
| Operadores | — | — | — | — | — | — | — | — | 1 | — | — | — | — | — | 15 | — | 15 |
| Ordenadores | — | — | — | — | — | — | — | — | 2 | — | — | — | — | — | 7 | 74 | 81 |
| Panaderos | 6 | — | 9 | — | 4 | — | 6 | — | 7 | 2 | 16 | — | 5 | — | 254 | 4 | 258 |
| Panetones | — | — | — | — | — | — | — | — | 1 | — | — | — | — | — | 8 | — | 8 |
| Pasteleros | — | — | — | — | — | — | — | — | 1 | — | — | — | — | — | 20 | 8 | 28 |
| Peloteros | — | — | — | — | — | — | — | — | — | — | — | — | — | — | 3 | 5 | 8 |
| Pedicuros | — | — | — | — | — | — | — | — | — | — | — | — | — | — | 1 | — | 1 |
| Pelucoseros | — | — | — | — | — | — | — | — | — | — | — | — | — | — | 3 | — | 3 |
| Perforadores | 9 | 1 | 6 | — | 8 | — | 3 | — | 8 | 1 | 8 | — | 4 | — | 173 | 20 | 193 |
| Periodistas | — | — | — | — | — | — | — | — | — | — | — | — | — | — | 20 | — | 20 |
| Periodistas | — | — | — | — | — | — | — | — | — | — | — | — | — | — | 4 | — | 4 |
| Pescadores | — | — | — | — | — | — | — | — | 1 | — | — | — | — | — | 1 | — | 1 |
| Pintores | 5 | — | 4 | — | 3 | — | 35 | 2 | — | — | — | — | — | 2 | 125 | 5 | 130 |
| Picadores de leña | — | — | — | — | — | — | — | — | 23 | — | — | — | — | 6 | 185 | — | 185 |
| Plantilleros | — | — | — | — | — | — | — | — | — | — | — | — | — | — | 1 | — | 1 |
| Plateros | — | — | — | — | — | — | — | — | — | — | — | — | — | — | 2 | — | 2 |
| Plomeros | — | — | — | — | — | — | — | — | — | — | — | — | — | — | 1 | — | 1 |
| Porteros | 4 | — | 4 | — | — | — | 1 | — | — | — | — | — | — | — | 64 | 4 | 68 |
| Practicantes | 3 | — | — | — | 3 | — | — | — | 2 | — | — | — | — | — | 62 | 23 | 85 |
| Prentistas | — | — | — | — | — | — | — | — | — | — | — | — | — | — | 12 | — | 12 |
| Profesores | 15 | 26 | 9 | 34 | 16 | 28 | 4 | 10 | 7 | 28 | 11 | 41 | 9 | 12 | 402 | 698 | 1.104 |
| Químicos | — | — | — | — | — | — | — | — | — | — | — | — | — | — | 3 | — | 3 |
| Radiotelegrafistas | — | — | — | — | — | — | — | — | — | — | — | — | — | — | 6 | — | 6 |
| Recaudadores | — | — | — | — | — | — | — | — | 2 | — | — | — | — | — | 26 | 2 | 28 |
| Regadores | — | — | — | — | — | — | — | — | — | — | — | — | — | — | 3 | — | 3 |
| Relojeros | — | — | 5 | — | 3 | — | — | — | 1 | — | — | — | — | — | 37 | 3 | 40 |
| Religiosos | 3 | — | 2 | 3 | — | 1 | — | 6 | — | 13 | — | — | — | — | 44 | 121 | 165 |
| Repartidores | — | — | — | — | — | — | — | — | — | — | — | — | — | — | 43 | 3 | 46 |
| Rentistas | 3 | 2 | 5 | 13 | 9 | 10 | — | — | 8 | — | — | — | — | — | 139 | 231 | 370 |
| Reos | 2 | — | — | — | — | — | — | — | — | — | — | — | — | — | 33 | 3 | 36 |
| Rimadores | — | — | — | — | — | — | — | — | — | — | — | — | — | — | 2 | — | 2 |
| Sacerdotes | 3 | — | 7 | — | 2 | — | 3 | — | 3 | — | 8 | — | 1 | — | 71 | — | 71 |
| Saístres | 5 | 3 | 4 | 4 | 3 | 1 | — | — | 6 | — | 8 | — | 2 | — | 172 | 148 | 320 |
| Sepultureros | — | — | — | — | — | — | — | — | — | — | — | — | — | — | 1 | — | 1 |
| Soldadores | — | — | — | — | — | — | — | — | — | — | — | — | — | — | 12 | — | 12 |
| Sombrereros | — | — | — | — | — | — | — | — | — | — | — | — | — | — | 17 | 27 | 44 |
| Suplementeros | 1 | — | 1 | — | 1 | — | — | — | — | — | — | — | — | — | 26 | 1 | 27 |
| Serenos | — | — | — | — | — | — | — | — | — | — | — | — | — | — | 35 | 2 | 37 |
| Talabarteros | 10 | 3 | 6 | — | 4 | — | — | — | 11 | — | 4 | — | 2 | — | 109 | 4 | 113 |
| Talladores | — | — | — | — | — | — | — | — | — | — | — | — | — | — | — | — | — |
| Taquigrafos | — | — | — | — | — | — | — | — | — | — | — | — | — | — | — | 1 | 1 |
| Tapiceros | — | — | — | — | — | — | — | — | — | — | — | — | — | — | 18 | — | 18 |
| Técnicos | 2 | 1 | — | — | — | — | — | — | 2 | — | — | — | — | — | 36 | 3 | 39 |
| Teledores | — | 5 | — | 28 | — | 20 | — | 16 | 1 | 37 | 2 | 49 | 11 | — | 23 | 1.043 | 1.066 |
| Tenedores de li- bros | — | — | — | — | — | — | — | — | — | — | — | — | — | — | 4 | 1 | 5 |
| Telefonistas | — | — | — | — | — | — | — | — | — | — | — | — | — | — | 3 | 19 | 22 |
| Telegrafistas | — | 1 | — | — | — | — | — | — | 1 | — | 3 | — | — | — | 24 | 36 | 60 |
| Tintoreros | — | — | — | — | — | — | — | — | — | — | — | — | — | — | 2 | 1 | 3 |
| Tipógrafos | — | — | — | — | — | — | — | — | — | — | — | — | — | — | 45 | — | 45 |
| Tobaceros | — | — | — | — | — | — | — | — | — | — | — | — | — | — | 21 | — | 21 |
| Topógrafos | 1 | — | — | — | — | — | — | — | — | — | — | — | — | — | 8 | — | 8 |
| Torneros | — | — | — | — | — | — | — | — | — | — | — | — | — | — | 12 | — | 12 |
| Tramviarios | — | — | — | — | — | — | — | — | — | — | — | — | — | — | 2 | — | 2 |
| Trapicheros | — | — | — | — | — | — | — | — | — | — | — | — | — | — | — | — | — |
| Tunistas | — | — | — | — | — | — | — | — | — | — | — | — | — | — | — | — | — |
| Urdidores | — | — | — | — | — | — | — | — | — | — | — | — | — | — | — | — | — |
| Vacunadores | — | — | — | — | — | — | — | — | — | — | — | — | — | — | 1 | — | 1 |
| Vadadores | — | — | — | — | — | — | — | — | — | — | — | — | — | — | — | — | — |
| Verederos | 5 | — | 8 | — | 4 | — | — | — | 9 | — | 8 | — | 2 | — | 206 | 47 | 253 |
| Veterinarios | — | — | — | — | — | — | — | — | — | — | — | — | — | — | 6 | — | 6 |
| Vidrieros | — | — | — | — | — | — | — | — | — | — | — | — | — | — | 3 | — | 3 |
| Vincultores | — | — | — | — | — | — | — | — | — | — | — | — | — | — | 4 | — | 4 |
| Viniteros | — | — | — | — | — | — | — | — | — | — | — | — | — | — | 3 | — | 3 |
| Visitadoras socia- les | — | — | — | — | — | — | — | — | — | — | — | — | — | — | — | 4 | 4 |
| Vulcanizadores | — | — | — | — | — | — | — | — | — | — | — | — | — | — | 14 | — | 14 |
| Zapateros | 22 | — | 18 | — | 27 | — | 8 | — | 34 | — | 38 | — | 10 | — | 771 | 12 | 783 |
| Totales | 11.842 | 11.201 | 8.527 | 8.792 | 8.570 | 8.657 | 4.669 | 4.895 | 9.529 | 8.894 | 10.705 | 10.137 | 7.958 | 6.965 | 187.245 | 187.414 | 374.659 |

PROVINCIA DE VALDIVIA.— OCUPACIONES POR SEXO Y COMUNAS

| OCUPACIONES | VALDIVIA | | CORRAL | | MARIQUINA | | LANCO | | LOS LAGOS | | PUTRONO | |
|---------------------------|----------|--------|--------|-------|-----------|-------|-------|--------|-----------|-------|---------|-------|
| | H. | M. | H. | M. | H. | M. | H. | M. | H. | M. | H. | M. |
| Sin especificar | 6.234 | 16.249 | 1.453 | 3.274 | 3.382 | 7.075 | 5.692 | 10.888 | 3.457 | 6.903 | 1.005 | 1.941 |
| Abogados | 35 | — | — | — | — | — | 2 | — | — | — | — | — |
| Adivinos | — | — | — | — | — | — | 1 | — | — | — | — | — |
| Administradores | 110 | — | 14 | — | 58 | — | 41 | — | 35 | — | — | — |
| Agricultores | 850 | 102 | 107 | 12 | 1.195 | 53 | 1.933 | 116 | 357 | 21 | 216 | 13 |
| Agrimensores | 2 | — | — | — | — | — | 2 | — | — | — | — | — |
| Agrónomos | 3 | — | 2 | — | 1 | — | 1 | — | 1 | — | — | — |
| Albañiles | 152 | — | 29 | — | 13 | — | 3 | — | 9 | — | 3 | — |
| Alarifes | 1 | — | — | — | — | — | 3 | — | 1 | — | — | — |
| Alfareros | 1 | — | — | — | — | — | — | — | — | — | — | — |
| Amasadores | — | — | — | — | — | — | 2 | — | — | — | — | — |
| Amasanderos | 1 | — | — | — | — | — | 1 | — | — | — | — | — |
| Aparceros | — | — | — | — | — | — | 1 | — | — | — | — | — |
| Aparadores | 1 | 140 | — | — | — | — | — | — | — | — | — | — |
| Apicultores | 2 | — | 1 | — | 1 | — | — | — | — | — | — | — |
| Aplanchadores | — | 8 | — | — | — | — | — | — | — | — | — | — |
| Armadores | 2 | — | 1 | — | 1 | — | — | — | 1 | — | — | — |
| Arquitectos | — | — | — | — | — | — | — | — | — | — | — | — |
| Arrieros | 18 | — | 3 | — | 23 | — | 13 | — | 37 | — | 8 | — |
| Artistas pintores | 3 | — | — | — | — | — | — | — | — | — | — | — |
| Artistas escultores | — | — | — | — | — | — | — | — | — | — | — | — |
| Artistas radio | — | 2 | — | — | — | — | — | — | — | — | — | — |
| Artistas circo | — | 1 | — | — | — | — | — | — | — | — | — | — |
| Artistas otros | — | 3 | — | 9 | — | — | — | — | — | — | — | — |
| Aserradores | 3 | — | 1 | — | — | — | 12 | — | — | — | — | — |
| Aurigas | 3 | — | 1 | — | 1 | — | 3 | — | 2 | — | — | — |
| Auxiliares | 51 | 6 | 18 | — | 3 | 2 | 4 | — | 10 | — | 4 | — |
| Avicultores | 4 | 3 | — | — | — | — | 1 | — | — | — | — | — |
| Baldoseros | — | — | — | — | — | — | — | — | — | — | — | — |
| Balseros | 22 | — | — | — | 3 | — | — | — | 48 | — | 3 | — |
| Barnizadores | 5 | — | — | — | 1 | — | — | — | — | — | — | — |
| Barredores | — | — | 2 | — | — | — | 1 | — | — | — | — | — |
| Barbeteros | 2 | — | — | — | 30 | — | — | — | 1 | — | — | — |
| Bordadoras | — | 21 | — | — | — | 2 | — | — | — | 1 | — | — |
| Buvas | — | — | 5 | — | — | — | — | — | — | — | — | — |
| Caballerisros | 2 | — | 1 | — | — | — | — | — | 1 | — | — | — |
| Cajistas | 1 | — | — | — | — | — | — | — | — | — | — | — |
| Calafatas | — | — | — | — | — | — | 1 | — | — | — | — | — |
| Caldereros | 31 | — | 12 | — | — | — | — | — | — | — | — | — |
| Camioneros | 47 | — | 4 | — | 51 | — | 54 | — | 40 | — | 9 | — |
| Canteros | 46 | — | 4 | — | — | — | 1 | — | — | — | — | — |
| Cantineros | 5 | — | — | — | — | — | — | — | — | — | — | — |
| Carceleros | 15 | — | — | — | — | — | — | — | — | — | — | — |
| Cardadores | — | — | — | — | — | — | 1 | — | — | 1 | — | — |
| Cargadores | 26 | — | 6 | — | — | — | 14 | — | 18 | — | 13 | — |
| Carabineros | 172 | — | 18 | — | 22 | — | 20 | — | 36 | — | 7 | — |
| Carniceros | 34 | — | 4 | — | 1 | — | 14 | — | 2 | — | 1 | — |
| Carpinteros | 556 | — | 98 | — | 121 | — | 180 | — | 145 | — | 64 | — |
| Carruceros | 2 | — | — | — | 1 | — | 1 | — | — | — | — | — |
| Carreteros | 141 | — | 3 | — | 1 | — | 10 | — | 8 | — | — | — |
| Carteros | 3 | — | — | — | — | — | — | — | — | — | — | — |
| Cartógrafos | 1 | — | — | — | — | — | — | — | — | — | — | — |
| Casadores | 1 | — | — | — | — | — | — | — | — | — | — | — |
| Cerrajeros | 4 | — | — | — | — | — | — | — | — | — | — | — |
| Cesteros | 8 | — | — | — | 5 | — | 7 | — | 3 | — | 4 | — |
| Cigarreros | — | — | — | — | — | — | — | — | — | — | — | — |
| Cobradoros | 19 | 3 | — | — | — | — | 2 | — | 1 | — | — | — |
| Cocineros | 11 | 293 | 8 | 24 | — | 72 | — | 90 | — | 71 | 2 | 23 |
| Colchoneros | 7 | — | — | — | — | — | — | — | — | — | — | — |
| Comisionistas | 23 | — | — | — | — | — | 4 | — | 3 | — | — | — |
| Concretos | 1 | — | — | — | — | — | — | — | — | — | — | — |
| Confiteros | — | — | — | — | — | — | — | — | — | — | — | — |
| Conseriptos | 140 | — | — | — | 1 | — | 2 | — | — | — | — | — |
| Constructores | 47 | — | 7 | — | 10 | — | 8 | — | 13 | — | 5 | — |
| Contadores | 75 | 6 | 9 | — | 6 | — | 4 | — | 7 | — | 3 | — |
| Cortadores | 39 | — | — | — | 1 | — | — | — | — | — | — | — |
| Corredores comercio | — | — | — | — | 1 | — | — | — | — | — | — | — |
| Costureras | — | 413 | — | 21 | — | 37 | — | 97 | — | 46 | — | 15 |
| Comerciantes | 756 | 233 | 39 | 39 | 98 | 28 | 189 | 87 | 101 | 63 | 20 | 3 |
| Cuidadoras | 26 | 23 | 3 | 1 | 2 | 16 | — | — | 3 | — | — | — |
| Curtidores | 70 | — | — | — | 1 | — | 1 | — | — | — | — | — |
| Chamanteros | 1 | — | — | — | — | — | — | — | 1 | — | — | — |
| Choferes | 147 | — | 4 | — | 11 | — | 41 | — | 25 | — | 3 | — |
| Dactilógrafos | — | 4 | — | — | — | — | — | — | — | — | — | — |
| Decoradores | 1 | — | — | — | — | — | — | — | — | — | — | — |
| Deportistas | 5 | — | — | — | — | — | — | — | — | — | — | — |
| Dentistas | 16 | — | — | — | — | — | — | — | — | — | — | — |
| Desolladores | — | — | — | — | — | — | — | — | — | — | — | — |
| Desolladores | — | — | — | — | — | — | — | — | — | — | — | — |
| Desocupados | 100 | 20 | 14 | 4 | 7 | 8 | 8 | 2 | 17 | 1 | 3 | 1 |
| Detectives | 11 | — | — | — | — | — | 1 | — | — | — | — | — |
| Dibujantes | — | — | 2 | — | — | — | — | — | — | — | — | — |
| Diplomáticos | — | — | — | — | — | — | — | — | — | — | — | — |
| Diputados | — | — | — | — | — | — | — | — | — | — | — | — |
| Domésticos | 90 | 1.606 | 18 | 96 | 25 | 273 | 15 | 236 | 23 | 213 | 10 | 62 |
| Donkeros | 2 | — | 2 | — | — | — | — | — | — | — | — | — |
| Doradores | — | — | — | — | — | — | 2 | — | — | — | — | — |

| OCUPACIONES | VALDIVIA | | CORRAL | | MARIQUINA | | LARCO | | LOS LAÇOS | | FUTRONO | |
|----------------------------|----------|--------|--------|-------|-----------|-------|--------|--------|-----------|-------|---------|-------|
| | H. | M. | H. | M. | H. | M. | H. | M. | H. | M. | H. | M. |
| Movilizadores | 2 | — | — | — | — | — | — | — | — | — | — | — |
| Mozos | 161 | 4 | 11 | — | 74 | — | 114 | — | 41 | — | 22 | — |
| Mueblistas | 216 | — | 7 | — | 9 | — | 9 | — | 14 | — | 3 | — |
| Músicos | 20 | — | — | — | 3 | — | 1 | 1 | — | — | — | — |
| Niñeras | — | 49 | — | 3 | — | 10 | — | 16 | — | 12 | — | 2 |
| Niveladores | 2 | — | — | — | — | — | — | — | — | — | — | — |
| Notarios | 2 | — | — | — | — | — | — | — | — | — | — | — |
| Oficinistas | 1.084 | 303 | 77 | 9 | 66 | 8 | 76 | 14 | 80 | 2 | 4 | 1 |
| Ópticos | 1 | — | — | — | — | — | — | — | — | — | — | — |
| Operadores | 3 | — | 1 | — | 2 | 1 | — | — | 3 | 10 | — | — |
| Ordenadores | — | — | — | — | — | — | — | — | — | — | — | — |
| Panaderos | 95 | — | 3 | — | 2 | — | 9 | — | 1 | — | 1 | 1 |
| Panaderos | — | — | — | — | — | — | 1 | — | — | — | — | — |
| Pasteleros | 10 | — | — | — | — | — | — | — | — | — | — | — |
| Paleteros | — | 1 | — | — | — | — | — | — | — | — | — | — |
| Podicuros | 1 | — | — | — | — | — | — | — | — | — | — | — |
| Peluqueros | 66 | 16 | 7 | — | 7 | 2 | 6 | 1 | 6 | — | — | — |
| Perforadores | — | — | — | — | — | — | — | — | — | — | — | — |
| Periodistas | 11 | — | — | — | — | — | — | — | — | — | — | — |
| Pescadores | 73 | — | 123 | — | 13 | — | 1 | — | — | — | — | — |
| Pisores | 110 | — | 4 | — | 6 | — | 9 | — | 7 | — | 1 | — |
| Picadores de leña | 4 | — | — | — | — | — | — | — | — | — | — | — |
| Plateros | 1 | — | — | — | — | — | — | — | 1 | — | — | — |
| Porteros | 29 | 6 | 2 | 1 | 1 | — | 1 | — | — | — | — | — |
| Practicantes | 27 | 17 | 5 | — | 3 | — | 4 | — | 1 | — | 1 | — |
| Previsitas | 4 | — | — | — | — | — | — | — | — | — | — | — |
| Profesores | 123 | 164 | 5 | 13 | 12 | 30 | 10 | 30 | 5 | 19 | 2 | 6 |
| Polidores | 1 | — | — | — | — | — | — | — | — | — | — | — |
| Químicos | 6 | — | — | — | — | — | — | — | — | — | — | — |
| Radiotelegrafistas | — | 3 | 1 | — | — | — | — | — | — | — | — | — |
| Recaudadores | 4 | — | 1 | — | — | — | — | — | — | — | — | — |
| Regadores | 9 | — | — | — | — | — | — | — | — | — | — | — |
| Relojeros | 12 | — | 1 | — | — | — | 1 | — | — | — | — | — |
| Religiosos | — | 27 | — | — | 6 | 12 | 5 | 9 | 3 | — | — | 2 |
| Repartidores | 26 | 1 | — | — | — | — | — | — | 2 | — | — | — |
| Revististas | 80 | 86 | 2 | 2 | 3 | 3 | 1 | 3 | 3 | 2 | — | — |
| Remachadores | 2 | — | — | — | — | — | — | — | — | — | — | — |
| Reos | — | — | — | — | 1 | — | — | — | — | — | — | — |
| Repujadores | 11 | — | — | — | — | — | 2 | — | — | — | — | — |
| Sacerdotes | 11 | — | 1 | — | 18 | — | 3 | — | 2 | — | 1 | — |
| Sastres | 126 | 26 | 4 | 2 | 7 | 5 | 8 | 1 | 5 | 4 | — | — |
| Sepultureros | 1 | — | — | — | — | — | — | — | — | — | — | — |
| Soldados | 3 | — | 5 | — | — | — | — | — | — | — | — | — |
| Sombrereros | 16 | 21 | — | — | — | — | — | — | — | — | — | — |
| Suplementeros | 4 | 1 | — | — | — | — | — | — | — | — | — | — |
| Servizos | 51 | — | 11 | — | 5 | — | 3 | — | 3 | — | — | — |
| Talabarteros | 20 | 1 | 1 | — | 3 | — | 9 | — | 3 | — | 2 | — |
| Taquigrafos | — | 2 | — | — | — | — | — | — | — | — | — | — |
| Tapiceros | 10 | 1 | — | 1 | — | — | 1 | — | — | — | — | — |
| Tarjadores | 1 | — | 10 | — | — | — | — | — | — | — | — | — |
| Tarrajadores | — | — | 1 | — | — | — | — | — | — | — | — | — |
| Técnicos | 19 | — | — | — | — | — | — | — | — | — | — | — |
| Tejadores | 3 | 18 | — | 2 | — | 7 | 1 | 77 | 3 | 8 | — | 5 |
| Temedores de libros | — | — | — | — | — | — | 1 | — | 1 | — | — | — |
| Telefonistas | 2 | 7 | — | 4 | — | 3 | — | 1 | — | — | — | — |
| Telegrafistas | 18 | 18 | 4 | 1 | — | — | 2 | 2 | 2 | 2 | — | — |
| Timoneros | 1 | — | — | — | 1 | — | — | — | — | — | — | — |
| Tipógrafos | 28 | 2 | — | — | — | — | — | — | — | — | — | — |
| Tancleros | 9 | — | — | — | 2 | — | 1 | — | 1 | — | — | — |
| Topógrafos | 2 | — | — | — | — | — | — | — | — | — | — | — |
| Torneros | 21 | — | 4 | — | 2 | — | 1 | — | 1 | — | — | — |
| Trenzadores | 1 | — | — | — | — | — | 1 | — | — | — | — | — |
| Turistas | 1 | 1 | — | — | — | — | — | — | — | — | — | — |
| Urdidores | 1 | — | 2 | — | — | — | — | 1 | — | — | — | — |
| Vendedores | 167 | 61 | — | — | 3 | — | 5 | — | 4 | 1 | — | — |
| Veterinarios | 1 | — | 1 | — | 1 | — | — | — | — | — | — | — |
| Vidrieros | 1 | — | — | — | — | — | — | — | — | — | — | — |
| Vinicultores | 5 | — | — | — | — | — | — | — | — | — | — | — |
| Vijateros | 1 | — | — | — | — | — | — | — | — | — | — | — |
| Visitadoras sociales | — | 8 | — | — | — | — | — | — | — | — | — | — |
| Vulcanizadores | 9 | — | — | — | — | — | 1 | — | — | — | — | — |
| Zapateros | 482 | — | 17 | — | 47 | — | 27 | — | 32 | — | 2 | — |
| Totales | 23.979 | 25.502 | 4.571 | 4.048 | 9.929 | 8.805 | 14.656 | 12.832 | 9.344 | 8.150 | 2.820 | 2.304 |

| OCUPACIONES | LA UNIÓN | | PAILLACO | | RÍO BUENO | | LAGO RANCO | | PROVINCIA DE VALDIVIA | | |
|--------------------------|----------|-------|----------|-------|-----------|-------|------------|-------|-----------------------|---------|---------|
| | H. | M. | H. | M. | H. | M. | H. | M. | Hombres | Mujeres | Total |
| Sin especificar | 3.860 | 7.874 | 1.785 | 3.543 | 4.446 | 8.979 | 2.175 | 3.885 | 33.488 | 70.611 | 104.099 |
| Abogados..... | 4 | — | — | — | 3 | 1 | — | — | 44 | 1 | 45 |
| Adivinos..... | — | — | — | — | — | 1 | — | — | 1 | 4 | 5 |
| Administradores..... | 66 | 1 | 27 | 1 | 60 | — | 25 | 1 | 449 | 17 | 466 |
| Agricultores..... | 1.294 | 81 | 589 | 33 | 804 | 59 | 543 | 26 | 7.688 | 515 | 8.203 |
| Agrimensores..... | 3 | — | — | — | 1 | — | — | — | 8 | — | 8 |
| Agrónomos..... | 4 | — | 1 | — | 1 | — | — | — | 14 | — | 14 |
| Albañiles..... | 38 | — | 9 | — | 34 | — | 3 | — | 293 | — | 293 |
| Alfarifes..... | — | — | — | — | 2 | — | — | — | 7 | — | 7 |
| Alfareros..... | — | — | — | — | — | — | — | — | 1 | — | 1 |
| Amasadores..... | 1 | — | — | — | 2 | — | — | — | 5 | — | 5 |
| Amasanderos..... | — | — | — | — | 2 | 1 | — | — | 4 | 5 | 9 |
| Aparceros..... | — | — | — | — | — | — | — | — | 1 | — | 1 |
| Aparadores..... | — | 7 | — | 3 | — | 2 | — | — | 1 | 157 | 158 |
| Apicultores..... | — | — | — | — | 1 | 1 | — | — | 6 | — | 6 |
| Aplanchadores..... | — | — | — | — | — | — | — | — | — | 8 | 8 |
| Armadores..... | — | — | — | — | 1 | — | — | — | 7 | — | 7 |
| Arquitectos..... | 1 | — | — | — | 1 | — | — | — | 3 | — | 3 |
| Arrieros..... | 13 | — | 17 | — | 19 | — | 11 | — | 162 | — | 162 |
| Artistas pintores..... | — | — | — | — | — | — | — | — | 3 | — | 3 |
| Artistas escultores..... | 1 | — | — | — | — | — | — | — | 1 | — | 1 |
| Artistas radio..... | — | — | — | — | — | 1 | — | — | — | 3 | 3 |
| Artistas circo..... | — | — | — | — | — | 3 | — | — | — | 4 | 4 |
| Artistas otros..... | 12 | 1 | — | — | 6 | 1 | — | — | 1 | 14 | 15 |
| Aserradores..... | 12 | — | — | — | 2 | — | — | — | 30 | — | 30 |
| Aurigas..... | 3 | — | 1 | — | 2 | — | — | — | 17 | — | 17 |
| Auxiliares..... | 16 | 3 | 6 | 1 | 19 | 6 | 1 | — | 131 | 19 | 150 |
| Avicultores..... | 1 | — | — | — | — | — | — | — | 5 | 3 | 8 |
| Baldoseros..... | 1 | — | — | — | — | — | — | — | 1 | — | 1 |
| Balseros..... | 2 | — | — | — | 1 | 1 | 9 | — | 88 | 1 | 89 |
| Barnizadores..... | — | — | — | — | — | — | — | — | 6 | — | 6 |
| Barredores..... | — | — | — | — | — | — | — | — | 3 | — | 3 |
| Barreteros..... | — | — | — | — | — | — | — | — | 33 | — | 33 |
| Bordadoras..... | — | 10 | — | 2 | — | 1 | — | 1 | — | 38 | 38 |
| Buzos..... | — | — | — | — | — | — | — | — | 5 | — | 5 |
| Caballeros..... | — | — | — | — | — | — | 1 | — | 5 | — | 5 |
| Cajistas..... | — | — | — | — | — | — | — | — | 1 | — | 1 |
| Calafatos..... | — | — | — | — | — | — | — | — | 1 | — | 1 |
| Caldereros..... | — | — | — | — | — | — | — | — | 43 | — | 43 |
| Camineros..... | 6 | — | — | — | 79 | — | 12 | — | 301 | — | 301 |
| Cantinos..... | — | — | — | — | — | — | — | — | 51 | — | 51 |
| Cantineros..... | — | — | — | — | 4 | 1 | — | — | 9 | 1 | 10 |
| Carceleros..... | 14 | — | — | — | 11 | — | — | — | 40 | — | 40 |
| Cardadores..... | — | — | — | — | — | — | — | — | 1 | — | 1 |
| Cargadores..... | 2 | — | — | — | 2 | — | — | — | 81 | — | 81 |
| Carabineros..... | 55 | — | 12 | — | 49 | — | 9 | — | 400 | — | 400 |
| Carniceros..... | 8 | — | 1 | — | 16 | — | 2 | — | 83 | — | 83 |
| Carpinteros..... | 164 | — | 73 | — | 234 | — | 66 | — | 1.701 | — | 1.701 |
| Carroceros..... | 3 | — | 16 | — | 2 | — | — | — | 26 | — | 26 |
| Carreteros..... | 7 | — | 1 | — | 10 | — | — | — | 181 | — | 181 |
| Carteros..... | — | — | — | — | — | — | — | — | 3 | — | 3 |
| Cartógrafos..... | — | — | — | — | — | — | — | — | 1 | — | 1 |
| Cazadores..... | — | — | — | — | 1 | — | — | — | 2 | — | 2 |
| Cerrajeros..... | 1 | — | — | — | — | — | — | — | 6 | — | 6 |
| Cesteros..... | 6 | 1 | 6 | 2 | 9 | — | — | — | 48 | 3 | 51 |
| Cigarreros..... | — | — | — | — | — | — | — | — | 2 | — | 2 |
| Cobradores..... | — | — | — | — | 2 | — | — | — | 23 | 3 | 26 |
| Cocineros..... | 1 | 120 | 2 | 44 | 2 | 114 | 1 | 49 | 27 | 900 | 927 |
| Colchoneros..... | 2 | — | — | — | 2 | — | — | — | 10 | — | 10 |
| Comisionistas..... | 4 | — | — | — | 6 | — | — | — | 41 | — | 41 |
| Concreteros..... | 1 | — | — | — | — | — | — | — | 2 | — | 2 |
| Confiteros..... | — | — | — | — | — | — | — | — | 1 | — | 1 |
| Conscriptos..... | 12 | — | — | — | — | — | 1 | — | 145 | — | 145 |
| Constructores..... | 12 | — | 3 | — | 14 | — | 2 | — | 121 | — | 121 |
| Contadores..... | 16 | 1 | 1 | — | 4 | 2 | — | — | 127 | 10 | 137 |
| Cortadores..... | 3 | — | 1 | — | 2 | — | — | — | 45 | — | 45 |
| Corredores comercio..... | — | — | — | — | 3 | — | — | — | 6 | — | 6 |
| Costureras..... | — | 131 | — | 34 | — | 172 | — | 110 | — | 1.076 | 1.076 |
| Comerciantes..... | 169 | 53 | 89 | 34 | 163 | 54 | 66 | 17 | 1.689 | 611 | 2.300 |
| Cuidadores..... | 3 | — | — | — | 4 | — | — | — | 41 | 46 | 87 |
| Curtidores..... | 12 | — | — | — | 4 | — | — | — | 88 | — | 88 |
| Chamanteros..... | — | — | — | 1 | — | — | — | — | 2 | 1 | 3 |
| Choferes..... | 43 | — | 2 | — | 26 | — | 1 | — | 303 | — | 303 |
| Dactilógrafos..... | — | — | — | — | — | — | — | — | — | 5 | 5 |
| Decoradores..... | — | — | — | — | — | — | — | — | 1 | — | 1 |
| Deportistas..... | — | — | — | — | — | — | — | — | 6 | — | 6 |
| Dentistas..... | 3 | — | — | — | 1 | — | — | — | 20 | — | 20 |
| Desollinadores..... | — | — | — | — | — | — | 1 | — | 2 | — | 2 |
| Desolladores..... | — | — | — | — | — | — | — | — | 1 | — | 1 |
| Desocupados..... | 9 | — | — | — | 14 | 3 | — | — | 178 | 42 | 220 |
| Detectives..... | 1 | 3 | 5 | — | 3 | — | — | — | 16 | — | 16 |
| Dibujantes..... | — | — | — | — | — | — | — | — | 2 | — | 2 |
| Diplomáticos..... | — | — | — | — | — | — | — | — | 2 | — | 2 |
| Diputados..... | — | — | — | — | — | — | — | — | 1 | — | 1 |
| Domésticos..... | 19 | 462 | 16 | 98 | 23 | 478 | 1 | 87 | 238 | 3.610 | 3.848 |
| Donkeros..... | — | — | — | — | — | — | — | — | 5 | — | 5 |
| Doradores..... | 1 | — | — | — | 6 | — | — | — | 7 | — | 7 |

| OCUPACIONES | LA UNIÓN | | PAILLACO | | RÍO BUENO | | LAGO RANCO | | PROVINCIA DE VALDIVIA | | |
|--------------------------|----------|-------|----------|-----|-----------|-------|------------|-----|-----------------------|---------|--------|
| | H. | M. | N. | M. | H. | M. | H. | M. | Hombres | Mujeres | Total |
| Ebanistas | — | — | — | — | — | — | — | — | 6 | — | 6 |
| Electricistas | 10 | — | 3 | — | 6 | — | — | — | 140 | — | 140 |
| Embaladores | 1 | — | — | — | — | — | — | — | 7 | — | 7 |
| Embotelladores | — | — | — | — | — | — | — | — | 5 | 2 | 7 |
| Empalilladores | — | — | — | — | — | — | — | — | — | 1 | 1 |
| Empastadores | — | — | — | — | — | — | — | — | 1 | — | 1 |
| Empapeladores | — | — | — | — | — | — | — | — | — | — | — |
| Empaquetadores | 1 | — | — | — | — | — | — | — | 14 | 13 | 27 |
| Enceradores | — | — | — | — | — | — | — | — | 8 | — | 8 |
| Encuadernadores | — | — | — | — | — | — | — | — | 6 | 1 | 7 |
| Enfermeros | — | 3 | — | — | — | 1 | — | 1 | 10 | 69 | 79 |
| Ensierradores | 1 | — | — | — | 1 | — | — | — | 11 | — | 11 |
| Escribientes | 1 | — | — | — | — | — | — | — | 12 | 2 | 14 |
| Estadísticos | — | 1 | — | — | 1 | 1 | — | — | 3 | 9 | 12 |
| Estibadores | 1 | — | — | — | — | — | — | — | 104 | — | 104 |
| Estucadores | 2 | — | — | — | 3 | — | — | — | 41 | — | 41 |
| Estudiantes | 1.246 | 1.222 | 499 | 409 | 1.427 | 1.355 | 360 | 296 | 11.535 | 10.802 | 22.337 |
| Explotadores | — | — | — | — | — | — | — | — | 1 | — | 1 |
| Farmacéuticos | 1 | — | — | 1 | — | 1 | 1 | — | 15 | 15 | 26 |
| Fleteros | 2 | — | 2 | — | 3 | — | — | — | 136 | — | 136 |
| Floistas | — | — | — | — | — | — | — | — | 3 | 8 | 11 |
| Fogoneros | 2 | — | 6 | — | 10 | — | 3 | — | 262 | — | 262 |
| Fotografadores | — | — | — | — | 1 | — | — | — | 3 | 1 | 4 |
| Fotógrafos | 2 | 1 | — | — | 1 | — | — | — | 21 | 3 | 24 |
| Fundidores | — | — | — | — | 1 | — | — | — | 55 | — | 55 |
| Ganaderos | 3 | — | — | — | — | — | — | — | 6 | 2 | 8 |
| Gasfiteros | — | — | 2 | — | 3 | — | 1 | — | 17 | — | 17 |
| Grabadores | — | — | — | — | — | — | — | — | 1 | — | 1 |
| Célogos | — | — | — | — | — | — | — | — | 2 | — | 2 |
| Herreros | 31 | — | 16 | — | 56 | — | 15 | — | 242 | — | 242 |
| Heladeros | — | 18 | — | 2 | — | — | — | 15 | 1 | — | 1 |
| Hilanderos | 19 | — | 1 | — | 19 | 21 | — | — | 28 | 96 | 124 |
| Hojalateros | — | 7 | 1 | — | 13 | 14 | 3 | — | 115 | — | 115 |
| Hortelanos | — | — | — | 5 | — | — | — | 3 | 106 | 87 | 163 |
| Horneros | — | — | — | — | — | — | — | — | 17 | — | 17 |
| Hoteleros | — | — | — | — | 2 | — | — | — | 18 | 4 | 22 |
| Huseros | 29 | — | — | — | — | — | — | — | 30 | — | 30 |
| Impresores | — | — | — | — | 2 | — | — | — | 52 | — | 52 |
| Industriales | 10 | 1 | 7 | 1 | 16 | 1 | 4 | — | 144 | 6 | 150 |
| Ingenieros | 2 | — | — | — | 3 | — | — | — | 70 | — | 70 |
| Inspectores | 1 | — | 2 | — | 5 | — | 1 | — | 69 | 9 | 78 |
| Jarcieros | 2 | — | 1 | — | — | — | 1 | — | 10 | 1 | 11 |
| Jardineros | 18 | — | 3 | — | 5 | — | — | — | 75 | 5 | 76 |
| Jornaleros | 2.710 | 72 | 1.625 | 37 | 4.274 | 124 | 1.805 | 37 | 27.459 | 937 | 28.376 |
| Joyeros | — | — | 1 | — | 2 | — | — | — | 14 | — | 14 |
| Jubilados | 7 | 4 | 6 | — | 9 | — | 3 | — | 157 | 12 | 179 |
| Jueces | — | — | — | — | 1 | — | — | — | 5 | — | 5 |
| Ladrilleros | 12 | — | — | — | 1 | — | — | — | 65 | — | 65 |
| Laminadores | — | — | — | — | — | — | — | — | 65 | — | 65 |
| Lancheros | 1 | — | — | — | — | — | 1 | — | 59 | — | 59 |
| Lavanderos | — | 43 | — | 15 | — | 68 | — | 9 | 9 | 644 | 553 |
| Lecheros | 6 | — | 3 | — | 6 | — | 3 | — | 29 | 2 | 31 |
| Leñadores | 1 | — | — | — | 10 | — | — | — | 214 | — | 214 |
| Libreros | — | — | — | — | — | — | — | — | 3 | — | 3 |
| Linotipistas | — | — | — | — | 1 | — | — | — | 30 | — | 30 |
| Litógrafos | 4 | — | — | — | — | — | — | — | 6 | — | 6 |
| Litógrafos | — | — | — | — | — | — | — | — | 1 | — | 1 |
| Lustrabotas | 4 | — | — | — | — | — | — | — | 16 | — | 16 |
| Llaveros | 1 | 2 | — | 1 | 1 | 2 | — | — | 13 | 20 | 33 |
| Malleros | — | — | — | — | 1 | — | — | — | 1 | — | 1 |
| Manicuristas | — | 1 | — | — | — | — | — | — | — | 2 | 2 |
| Maquinistas | 2 | — | — | — | 8 | — | 5 | — | 108 | — | 108 |
| Marinos | 2 | — | — | — | — | — | 2 | — | 173 | — | 173 |
| Marroquineros | — | — | — | — | — | — | — | — | 8 | — | 8 |
| Martilleros | — | — | — | — | 1 | — | — | — | 3 | — | 3 |
| Massajistas | — | — | — | — | — | — | — | — | 3 | — | 3 |
| Matarifes | 2 | — | — | — | 4 | — | — | — | 21 | 2 | 21 |
| Matronas | — | 1 | — | — | — | 2 | — | — | — | 14 | 14 |
| Mayordomos | 34 | 3 | 13 | — | 38 | 6 | 11 | — | 283 | 14 | 297 |
| Mecánicos | 86 | — | 22 | — | 94 | — | 32 | — | 1.160 | — | 1.160 |
| Mecánicos dentales | — | — | — | — | 1 | — | — | — | 2 | — | 2 |
| Mecanógrafos | — | — | — | — | — | — | — | — | — | 1 | 1 |
| Médicos | 3 | — | — | — | 3 | — | — | — | 42 | 4 | 46 |
| Mendigos | — | 2 | — | — | — | — | — | — | 8 | — | 8 |
| Mensajeros | 1 | — | 2 | — | — | — | — | — | 22 | 1 | 23 |
| Meretrices | — | 19 | — | — | — | 10 | — | — | — | 70 | 70 |
| Militares | — | — | — | — | — | — | — | — | — | — | — |
| Mineros | 10 | — | 1 | — | 2 | — | 1 | — | 227 | — | 227 |
| Modistas | — | 72 | — | 32 | 1 | 71 | — | — | 738 | — | 738 |
| Molinos | 23 | 1 | 1 | — | 6 | — | 2 | — | 91 | 1 | 92 |
| Moteros | — | — | — | — | — | — | — | — | 3 | 3 | 6 |
| Motoristas | 2 | — | — | — | — | — | — | — | 6 | — | 6 |

| OCUPACIONES | LA UNIÓN | | PAILLACO | | RÍO BUENO | | LAGO RANCO | | PROVINCIA DE VALDIVIA | | |
|----------------------------|----------|--------|----------|-------|-----------|--------|------------|-------|-----------------------|---------|---------|
| | H. | M. | H. | M. | H. | M. | H. | M. | Hombres | Mujeres | Total |
| Movilizadores | 1 | — | — | — | — | — | — | — | 3 | — | 3 |
| Mozos | 75 | — | 37 | 1 | 125 | 4 | 26 | — | 686 | 9 | 695 |
| Mueblistas | 65 | — | 12 | — | 61 | — | 10 | — | 404 | — | 404 |
| Músicos | 9 | 1 | 2 | — | 8 | — | — | — | 45 | 2 | 45 |
| Niñeras | — | 29 | — | 3 | — | 17 | — | 9 | — | 150 | 150 |
| Niveladores | — | — | — | — | — | — | — | — | 2 | — | 2 |
| Notarios | 1 | — | — | — | — | — | — | — | 3 | — | 3 |
| Oficinistas | 143 | 29 | 17 | 3 | 114 | 20 | 20 | 2 | 1.680 | 391 | 2.071 |
| Ópticos | — | — | — | — | — | — | — | — | 1 | — | 1 |
| Operadores | 2 | — | — | — | — | — | — | — | 8 | — | 8 |
| Ordeñadores | — | 2 | — | 4 | 2 | 10 | 2 | 6 | 9 | 33 | 42 |
| Panaderos | 8 | — | 6 | — | 21 | — | 2 | — | 148 | 1 | 149 |
| Panteoneros | 1 | — | — | — | — | — | — | — | 2 | — | 2 |
| Pasteleros | — | — | — | — | — | — | — | — | 10 | — | 10 |
| Peleteros | — | — | — | — | — | — | — | — | 1 | — | 1 |
| Pedicularios | — | — | — | — | — | — | — | — | 1 | — | 1 |
| Pelqueros | 11 | 1 | 6 | — | 15 | 2 | — | — | 124 | 22 | 146 |
| Perforadores | — | — | — | — | 1 | — | — | — | 1 | — | 1 |
| Periodistas | 2 | — | — | — | 2 | — | — | — | 15 | — | 15 |
| Pescadores | 1 | — | — | — | 1 | — | — | — | 212 | — | 212 |
| Pintores | 22 | — | 2 | — | 23 | — | — | — | 185 | — | 185 |
| Picadores de leña | — | — | — | — | — | — | — | — | 4 | — | 4 |
| Plateros | — | — | — | — | — | — | — | — | 2 | — | 2 |
| Porteros | 9 | — | — | — | 3 | 3 | — | — | 45 | 10 | 55 |
| Practicantes | 5 | — | 1 | — | 4 | — | — | — | 51 | 17 | 68 |
| Practicantes | 4 | — | — | — | — | — | — | — | 4 | — | 4 |
| Previsistas | 23 | 40 | 7 | 12 | 9 | 32 | — | 6 | 196 | 352 | 548 |
| Profesores | — | — | — | — | — | — | — | — | 1 | — | 1 |
| Pulidores | — | — | — | — | — | — | — | — | 6 | — | 6 |
| Químicos | — | — | — | — | — | — | — | — | — | — | — |
| Radiotelegrafistas | — | — | — | — | — | — | — | — | 1 | 3 | 4 |
| Recaudadores | — | — | — | — | 1 | — | — | — | 6 | — | 6 |
| Regadores | — | — | — | — | — | — | — | — | 9 | — | 9 |
| Relojeros | 2 | — | 1 | — | 2 | — | — | — | 19 | — | 19 |
| Religiosos | — | 1 | — | — | — | 16 | — | 1 | 14 | 67 | 81 |
| Reparadores | — | — | — | — | 1 | — | — | — | 29 | 1 | 30 |
| Rentistas | 7 | 13 | 3 | 2 | 1 | 7 | 2 | — | 102 | 118 | 220 |
| Remachadores | — | — | — | — | — | — | — | — | 2 | — | 2 |
| Reos | 26 | 3 | — | — | 27 | 3 | — | — | 54 | 6 | 60 |
| Repujadores | 1 | — | — | — | — | 12 | — | — | 14 | 2 | 16 |
| Sacerdotes | 4 | — | 1 | — | 3 | — | — | — | 44 | — | 44 |
| Sastres | 33 | 14 | 6 | 8 | 42 | 4 | — | — | 230 | 64 | 294 |
| Sopultereros | — | — | — | — | — | — | — | — | 1 | — | 1 |
| Soldadores | — | — | — | — | — | — | — | — | 8 | — | 8 |
| Sombrereros | 3 | 1 | — | 1 | 3 | 1 | — | — | 22 | 24 | 46 |
| Suplementeros | 1 | — | — | — | 3 | — | — | — | 8 | 1 | 9 |
| Serenos | 6 | — | — | — | 1 | — | — | — | 79 | — | 79 |
| Talabarteros | 31 | — | 3 | — | 20 | — | 3 | — | 95 | 1 | 96 |
| Taquígrafos | — | 1 | — | — | — | — | — | — | 4 | — | 4 |
| Tanqueros | — | — | — | — | — | — | — | — | 11 | 1 | 12 |
| Tarajadores | — | — | — | — | — | — | — | — | 11 | — | 11 |
| Tarrajadores | 1 | — | — | — | 1 | — | — | — | 3 | — | 3 |
| Técnicos | 2 | — | 2 | — | 1 | — | — | — | 27 | — | 27 |
| Tejedores | — | 31 | 1 | 5 | 1 | 66 | — | 72 | 6 | 291 | 297 |
| Tenedores de libros | — | — | — | — | — | — | — | — | 2 | — | 2 |
| Telefonistas | — | 3 | — | — | — | 3 | — | — | 2 | 25 | 25 |
| Telegrafistas | — | 5 | 2 | — | 1 | — | — | — | 29 | 29 | 58 |
| Tintoreros | 1 | — | — | — | — | — | — | — | 3 | — | 3 |
| Tipógrafos | 4 | — | 1 | — | 1 | — | — | — | 34 | 2 | 36 |
| Toncleros | 3 | — | — | — | 1 | — | — | — | 17 | — | 17 |
| Topógrafos | — | — | — | — | 1 | — | — | — | 3 | — | 3 |
| Torneros | — | — | — | — | — | — | — | — | 29 | — | 29 |
| Trenzadores | — | 1 | — | — | — | — | — | — | 2 | 1 | 3 |
| Turistas | — | — | — | — | — | — | — | — | 1 | — | 1 |
| Urdidores | — | — | — | — | — | — | — | — | 3 | 1 | 4 |
| Vendedores | 11 | 4 | 3 | 3 | 2 | 5 | — | — | 195 | 74 | 269 |
| Veterinarios | — | — | — | — | — | — | — | — | 3 | — | 3 |
| Vidrieros | — | — | — | — | — | — | — | — | 1 | — | 1 |
| Vinicultores | — | — | — | — | 1 | — | — | — | 6 | — | 6 |
| Vinateros | — | — | — | — | — | — | — | — | 1 | — | 1 |
| Visitadoras sociales | — | — | — | — | — | — | — | — | — | 8 | 8 |
| Vulcanizadores | 1 | — | — | — | 1 | — | — | — | 12 | — | 12 |
| Zapateros | 68 | — | 16 | — | 71 | — | 6 | — | 738 | — | 738 |
| Totales | 10.761 | 10.403 | 4.805 | 4.346 | 12.723 | 11.757 | 5.262 | 4.645 | 98.850 | 92.792 | 191.642 |

PROVINCIA DE OSORNO.— OCUPACIONES POR SEXO Y COMUNAS

| OCUPACIONES | OSORNO | | SAN PABLO | | PUERTO OCTAY | | RÍO NEGRO | | PURRANQUE | | PROVINCIA DE OSORNO | | |
|---------------------------|--------|--------|-----------|-------|--------------|-------|-----------|-------|-----------|-------|---------------------|---------|--------|
| | H. | M. | H. | M. | H. | M. | H. | M. | H. | M. | Hombres | Mujeres | Total |
| Sin especificar | 10.354 | 22.315 | 1.387 | 3.050 | 1.823 | 3.381 | 2.565 | 5.156 | 2.755 | 5.276 | 18.884 | 39.185 | 58.069 |
| Abogados | 26 | — | — | — | — | — | 2 | — | — | — | 27 | — | 27 |
| Adivinos | 2 | — | — | — | — | — | 1 | — | — | — | 5 | — | 5 |
| Administradores | 131 | 8 | 24 | 1 | 23 | 1 | 34 | 2 | 50 | 17 | 262 | 13 | 275 |
| Agricultores | 2.432 | 149 | 374 | 44 | 322 | 38 | 515 | 31 | 339 | — | 3.982 | 279 | 4.261 |
| Agrienseros | 2 | — | — | — | — | — | — | — | — | — | 2 | — | 2 |
| Agrienseros | 11 | — | 1 | — | — | — | 2 | — | — | — | 14 | — | 14 |
| Albañiles | 157 | — | 9 | — | 17 | — | 6 | — | 17 | — | 206 | — | 206 |
| Alarifes | 26 | — | — | — | — | — | — | — | 9 | — | 35 | — | 35 |
| Alfareros | 1 | — | — | — | — | — | — | — | — | — | 1 | — | 1 |
| Amasadores | 2 | — | — | — | — | — | — | — | — | — | 2 | — | 2 |
| Amasadores | 1 | — | — | — | — | — | — | — | — | — | 1 | — | 1 |
| Aparadores | — | 40 | — | — | — | — | — | — | — | — | — | 40 | 40 |
| Apicultores | 1 | — | — | — | — | — | 1 | — | 1 | — | 3 | — | 3 |
| Aplanchadores | 1 | 8 | — | — | — | — | — | — | — | — | 1 | 8 | 9 |
| Alcaldes | 1 | — | 1 | — | — | — | — | — | — | — | 2 | — | 2 |
| Arquitectos | 4 | — | — | — | — | — | — | — | — | — | 4 | — | 4 |
| Artieros | 27 | — | 3 | — | 34 | — | 7 | — | 16 | — | 87 | — | 87 |
| Artistas otros | 1 | — | — | — | 2 | — | — | — | — | — | 3 | — | 3 |
| Aserradores | 3 | — | 1 | — | 1 | — | 2 | — | — | — | 7 | — | 7 |
| Aurigas | 42 | — | — | — | — | — | — | — | — | — | 42 | — | 42 |
| Auxiliares | 80 | 54 | — | — | 7 | — | 17 | 3 | 12 | — | 116 | 37 | 153 |
| Aviadores | 1 | — | — | — | — | — | — | — | — | — | 1 | — | 1 |
| Avicultores | — | 1 | — | — | — | — | — | — | — | — | — | 1 | 1 |
| Balarines | 1 | — | — | — | — | — | — | — | — | — | 1 | — | 1 |
| Baldoseros | 1 | — | — | — | — | — | — | — | — | — | 1 | — | 1 |
| Balseros | 9 | — | — | — | — | — | — | — | — | — | 9 | — | 9 |
| Barriadores | 12 | — | — | — | — | — | — | — | — | — | 12 | — | 12 |
| Barredores | 12 | 2 | — | — | — | — | — | — | — | — | 14 | 2 | 14 |
| Barreteros | 2 | — | — | — | — | — | — | — | — | — | 2 | — | 2 |
| Bieladores | 2 | — | — | — | — | — | — | — | — | — | 2 | — | 2 |
| Bordadoras | — | 25 | — | — | — | — | — | — | — | — | — | 25 | 25 |
| Caldereros | 13 | — | — | — | — | — | — | — | — | — | 13 | — | 13 |
| Calgrafos | — | 1 | — | — | — | — | — | — | — | — | — | 1 | 1 |
| Canameros | 1 | 8 | — | — | — | — | — | — | 1 | — | 2 | 8 | 10 |
| Canaseros | 137 | — | 8 | — | 46 | — | 22 | — | 43 | — | 256 | — | 256 |
| Canaseros | 12 | 1 | 2 | 1 | — | — | 1 | — | 3 | — | 18 | 2 | 20 |
| Canteros | 1 | — | — | — | — | — | — | — | — | — | 1 | — | 1 |
| Canteros | 14 | — | 2 | — | — | — | — | 1 | 1 | — | 17 | 1 | 18 |
| Carceleros | 18 | — | — | — | — | — | 7 | — | — | — | 25 | — | 25 |
| Cardadores | 2 | — | — | — | — | — | — | — | — | — | 2 | — | 2 |
| Cargadores | 6 | — | — | — | — | — | 2 | — | 9 | — | 17 | — | 17 |
| Carabineros | 139 | — | 12 | — | 13 | — | 15 | — | 20 | — | 195 | — | 199 |
| Carniceros | 40 | — | — | — | 1 | — | 9 | — | — | — | 50 | — | 50 |
| Carpinteros | 572 | — | 75 | — | 70 | — | 166 | — | 146 | — | 1.028 | — | 1.028 |
| Carroceros | 10 | — | — | — | — | — | — | — | 2 | — | 12 | — | 12 |
| Carreteros | 107 | — | 1 | — | 2 | — | 4 | — | 2 | — | 116 | — | 116 |
| Cartógrafos | 1 | — | — | — | — | — | — | — | — | — | 1 | — | 1 |
| Carteros | 3 | — | — | — | — | — | — | — | — | — | 3 | — | 3 |
| Caseros | 14 | — | 6 | — | — | — | — | — | — | — | 19 | — | 19 |
| Cigarreros | — | — | — | — | — | — | — | 1 | — | — | — | 1 | 1 |
| Cobardes | 12 | — | 1 | — | — | — | — | — | 1 | — | 14 | — | 14 |
| Cocineros | 6 | 660 | 5 | — | 97 | — | 3 | — | 81 | — | 15 | 981 | 966 |
| Culcheros | 2 | — | — | — | — | — | — | — | 2 | — | 2 | — | 3 |
| Comisionistas | 43 | 1 | 3 | — | — | — | 4 | — | 3 | — | 53 | 3 | 56 |
| Concretos | 5 | — | — | — | — | — | 1 | — | — | — | 7 | — | 7 |
| Confiteros | 2 | — | — | — | — | — | — | — | — | — | 2 | — | 2 |
| Conscriptos | 180 | — | — | — | — | — | — | — | 1 | — | 181 | — | 181 |
| Constructores | 69 | — | 6 | — | 1 | — | 4 | — | 8 | — | 88 | — | 88 |
| Contadores | 67 | — | 1 | — | 2 | — | 3 | — | 5 | — | 78 | — | 79 |
| Coperos | — | — | — | — | — | — | 3 | — | 5 | — | 3 | — | 3 |
| Cortadores | 10 | — | 1 | — | — | — | — | — | — | — | 15 | — | 15 |
| Costeros | 3 | — | — | — | — | — | — | — | — | — | 3 | — | 3 |
| Corredores comercio | 2 | — | — | — | — | — | 1 | — | — | — | 4 | — | 4 |
| Costureras | — | 467 | — | — | — | — | — | — | — | — | — | 467 | 468 |
| Comerciantes | 517 | 193 | 38 | 11 | 37 | 18 | 73 | 19 | 96 | 34 | 761 | 618 | 1.015 |
| Cuidadores | 10 | 15 | — | — | — | — | — | — | 1 | — | 11 | 16 | 27 |
| Curtidores | 8 | — | — | — | — | — | — | — | 2 | — | 10 | — | 10 |
| Chamaneros | — | — | — | — | — | — | — | 1 | — | — | — | 1 | 1 |
| Choferos | 155 | — | 5 | — | 8 | — | 15 | — | 10 | — | 193 | — | 193 |
| Dactilógrafos | 5 | 4 | — | — | — | — | — | — | — | — | 5 | 4 | 9 |
| Decoradores | 2 | — | — | — | — | — | — | — | — | — | 2 | — | 2 |
| Dentistas | 14 | 2 | — | — | 1 | — | 1 | — | — | — | 16 | 2 | 18 |
| Desbollinadores | 2 | — | — | — | — | — | — | — | — | — | 2 | — | 2 |
| Desocupados | 72 | 17 | — | 3 | 3 | 6 | 3 | 1 | 12 | 2 | 90 | 28 | 118 |
| Detectives | 8 | — | — | — | 1 | — | — | — | — | — | 6 | — | 6 |
| Dibujantes | 2 | — | — | — | — | — | — | — | — | — | 2 | — | 2 |
| Domésticos | 73 | 1.333 | 4 | 108 | 2 | 92 | 8 | 165 | 8 | 155 | 95 | 1.833 | 1.948 |
| Donkeros | 2 | — | — | — | — | — | — | — | — | — | 2 | — | 2 |
| Doradores | 6 | — | — | — | — | — | — | — | — | — | 6 | — | 6 |

| OCUPACIONES | OSORNO | | SAN PABLO | | PUERTO OCTAY | | RÍO NEGRO | | PURRANQUE | | PROVINCIA DE OSORNO | | |
|--------------------------|--------|-------|-----------|-----|--------------|-----|-----------|-----|-----------|-----|---------------------|---------|--------|
| | H. | M. | H. | M. | H. | M. | H. | M. | H. | M. | Hombres | Mujeres | Total |
| Ebanistas | 6 | — | — | — | 1 | — | — | — | — | — | 6 | — | 6 |
| Electricistas | 47 | — | — | — | 1 | — | 3 | — | 1 | — | 52 | — | 52 |
| Embotelladores | 2 | — | — | — | — | — | 1 | — | — | — | 3 | — | 3 |
| Empastadores | — | — | — | — | 1 | — | — | — | — | — | 1 | — | 1 |
| Empaquetadores | 9 | — | — | — | — | — | 2 | 6 | 1 | — | 12 | 6 | 18 |
| Encuadernadores | 3 | — | — | — | — | — | — | — | 2 | — | 4 | — | 4 |
| Enchapadores | 10 | 23 | 1 | — | — | 2 | — | — | 2 | 2 | 13 | 28 | 41 |
| Enfermeros | 16 | — | 2 | — | 8 | — | — | — | — | — | 26 | — | 26 |
| Enferradores | 4 | — | — | — | — | — | — | — | — | — | 4 | — | 4 |
| Enrioladores | 14 | 1 | — | — | — | — | — | — | 2 | — | 16 | 1 | 17 |
| Escribientes | 1 | — | — | — | — | — | — | — | — | — | 1 | — | 1 |
| Escritores | 1 | — | — | — | — | — | — | — | — | — | 1 | — | 1 |
| Estadísticos | 2 | — | — | — | — | — | — | — | — | — | 2 | — | 2 |
| Estibadores | 56 | — | 2 | — | — | — | 2 | — | 3 | — | 61 | — | 61 |
| Estudantes | 3.994 | 3.911 | 695 | 579 | 479 | 449 | 907 | 685 | 826 | 694 | 6.801 | 6.318 | 13.119 |
| Farmacéuticos | 7 | 4 | — | — | — | — | 1 | — | — | — | 8 | 4 | 12 |
| Fleteros | 3 | — | — | — | — | — | 1 | — | 2 | — | 6 | — | 6 |
| Floristas | 2 | 1 | — | — | — | — | — | — | — | — | 2 | 1 | 3 |
| Fogoneros | 45 | — | — | — | 4 | — | 6 | — | 14 | — | 69 | — | 69 |
| Fotografadores | 5 | — | — | — | — | — | — | — | — | — | 5 | — | 5 |
| Fotógrafos | 12 | 2 | — | — | — | — | — | — | — | — | 12 | 2 | 14 |
| Fundidores | 29 | — | — | — | 1 | — | 1 | — | — | — | 31 | — | 31 |
| Ganaderos | 7 | — | — | — | — | — | 1 | — | 2 | — | 10 | — | 10 |
| Gasfiteros | 23 | — | — | — | — | — | 1 | — | 3 | — | 27 | — | 27 |
| Grabadores | 1 | — | — | — | — | — | — | — | — | — | 1 | — | 1 |
| Geólogos | 1 | — | — | — | — | — | — | — | — | — | 1 | — | 1 |
| Herreros | 75 | — | 33 | — | 9 | — | 38 | — | 37 | — | 190 | — | 190 |
| Hilanderos | 15 | 28 | — | — | 2 | — | 4 | — | 1 | 1 | 16 | 35 | 51 |
| Hojalateros | 137 | — | 4 | — | — | — | 4 | — | 4 | — | 149 | — | 149 |
| Hortelanos | 36 | 6 | 8 | — | 1 | 3 | 4 | — | 3 | — | 52 | 10 | 62 |
| Hoteleros | 7 | 2 | — | — | — | — | 2 | — | 2 | — | 9 | 4 | 13 |
| Huzeros | 1 | — | — | — | — | — | — | — | — | — | 1 | — | 1 |
| Impresores | 31 | — | 1 | — | — | — | 6 | — | 4 | — | 42 | — | 42 |
| Industriales | 77 | 1 | 2 | — | 7 | — | 3 | — | 11 | — | 100 | 1 | 101 |
| Ingenieros | 22 | — | — | — | — | — | — | — | — | — | 22 | — | 22 |
| Inspectores | 36 | — | 2 | — | 1 | — | 2 | — | — | — | 41 | — | 41 |
| Jarcieros | 9 | — | — | — | — | — | 1 | — | 3 | — | 13 | — | 13 |
| Jardineros | 23 | 2 | 1 | — | — | — | 5 | — | 3 | — | 32 | 2 | 34 |
| Jornaleros | 7.035 | 210 | 1.624 | 23 | 1.685 | 42 | 2.344 | 56 | 2.773 | 60 | 15.461 | 391 | 15.852 |
| Joyeros | 3 | — | — | — | — | — | — | — | — | — | 3 | — | 3 |
| Jubilados | 41 | 19 | 2 | — | 1 | 1 | 3 | — | 3 | 2 | 50 | 23 | 73 |
| Jueces | 3 | — | — | — | — | — | 1 | — | 1 | — | 5 | — | 5 |
| Ladrilleros | 23 | — | 1 | — | — | — | 1 | — | 2 | — | 27 | — | 27 |
| Laminadores | 1 | — | — | — | — | — | — | — | 1 | — | 2 | — | 2 |
| Lavaderos | 3 | 313 | 1 | 32 | 1 | 3 | — | 21 | — | 27 | 5 | 396 | 401 |
| Lecheros | 10 | 2 | 10 | — | 2 | 2 | 1 | 5 | 1 | — | 24 | 9 | 33 |
| Leñadores | 10 | — | 1 | — | — | — | 2 | — | 3 | — | 16 | — | 16 |
| Libreros | 5 | — | — | — | — | — | — | — | — | — | 5 | — | 5 |
| Litotipistas | 32 | — | — | — | 1 | — | 5 | — | — | — | 38 | — | 38 |
| Litógrafos | 6 | — | — | — | — | — | — | — | — | — | 6 | — | 6 |
| Lustrabotas | 20 | — | 1 | — | — | — | 1 | — | 2 | — | 24 | — | 24 |
| Llaveros | 1 | 6 | — | 2 | 2 | — | — | 2 | — | 2 | 3 | 11 | 14 |
| Manicuradas | — | 2 | — | — | — | — | — | — | — | — | — | 2 | 2 |
| Maquinistas | 44 | — | 1 | — | 1 | — | 2 | — | 1 | — | 49 | — | 49 |
| Marinos | 1 | — | 2 | — | 1 | — | — | — | — | — | 4 | — | 4 |
| Martilleros | 2 | — | — | — | — | — | — | — | — | — | 2 | — | 2 |
| Matarifes | 13 | — | 1 | — | — | — | 1 | — | 2 | — | 16 | — | 16 |
| Matronas | — | 6 | — | 1 | — | — | — | — | — | — | — | 10 | 10 |
| Mayordomos | 94 | 7 | 26 | 2 | 5 | 1 | 32 | 3 | 19 | 2 | 175 | 12 | 187 |
| Mecánicos | 517 | — | 32 | — | 19 | — | 53 | — | 47 | — | 669 | — | 668 |
| Mecánicos dentales | 1 | — | — | — | — | — | — | — | — | — | 1 | — | 1 |
| Mecanógrafos | — | — | — | — | — | — | — | — | — | — | — | — | — |
| Médicos | 5 | 4 | — | — | 1 | 1 | 3 | — | 1 | 1 | 9 | 5 | 14 |
| Mendigos | 1 | 6 | 2 | — | — | — | — | — | — | — | 3 | 7 | 10 |
| Mensajeros | 9 | — | 1 | — | 1 | — | 4 | — | 3 | — | 18 | — | 18 |
| Meretrices | — | 55 | — | — | — | — | — | — | — | — | — | 60 | 60 |
| Militares | 139 | — | — | — | — | — | — | — | — | — | 139 | — | 139 |
| Mineros | 9 | — | — | — | — | — | — | — | — | — | 9 | — | 9 |
| Modistas | — | 294 | 19 | — | 16 | — | 28 | — | 4 | — | 41 | — | 41 |
| Molineros | 60 | — | 1 | — | 10 | 1 | 4 | — | 23 | 33 | 67 | 385 | 385 |
| Moteros | 1 | — | — | — | — | — | — | — | — | — | 1 | — | 1 |
| Motoristas | 1 | — | — | — | — | — | — | — | — | — | 1 | — | 1 |
| Movilizadores | 1 | — | — | — | — | — | 1 | — | — | — | 2 | — | 2 |
| Mozos | 253 | — | 62 | — | 41 | — | 98 | — | 41 | — | 495 | — | 497 |

| OCUPACIONES | OSORNO | | SAN PABLO | | PUERTO OCTAY | | RÍO NEGRO | | PURRANQUE | | PROVINCIA DE OSORNO | | |
|----------------------------|--------|--------|-----------|-------|--------------|-------|-----------|-------|-----------|-------|---------------------|---------|---------|
| | H. | M. | H. | M. | H. | M. | H. | M. | H. | M. | Hombres | Mujeres | Total |
| Mueblistas | 321 | — | 20 | — | 16 | — | 36 | — | 33 | — | 426 | — | 425 |
| Músicos | 52 | — | — | — | — | — | 2 | — | — | — | 34 | — | 54 |
| Niñeras | — | 71 | — | 7 | — | 6 | — | 27 | — | 15 | — | 126 | 126 |
| Niqueladores | 2 | — | — | — | — | — | — | — | — | — | 2 | — | 2 |
| Niveladores | — | — | — | — | — | — | — | — | 1 | — | 1 | — | 1 |
| Notarios | 2 | — | — | — | — | — | — | — | — | — | 2 | — | 2 |
| Novelistas | 2 | — | — | — | — | — | — | — | — | — | 2 | — | 2 |
| Oficinistas | 609 | 142 | 15 | 2 | 21 | 3 | 35 | 2 | 24 | 2 | 704 | 151 | 855 |
| Operadores | 2 | — | — | — | — | — | — | — | 1 | — | 3 | — | 3 |
| Ordenadores | 2 | 4 | — | 2 | — | 17 | 3 | 9 | 8 | 16 | 13 | 48 | 61 |
| Panaderos | 48 | — | 1 | 2 | 1 | — | 3 | — | 1 | — | 54 | 2 | 56 |
| Pasteleros | 7 | 1 | — | 1 | — | — | — | — | — | — | 7 | 2 | 9 |
| Peloteros | 1 | — | — | — | — | — | — | — | — | — | 1 | — | 1 |
| Peluqueros | 63 | 14 | 2 | — | — | — | 7 | — | 6 | — | 78 | 14 | 92 |
| Periodistas | 17 | — | — | — | — | — | — | — | — | — | 17 | — | 17 |
| Pescadores | 2 | — | — | — | — | — | — | — | — | — | 2 | — | 2 |
| Pintores | 114 | — | 7 | — | 3 | — | 10 | — | 5 | — | 139 | — | 139 |
| Picadores de leña | 1 | — | — | — | — | — | — | — | — | — | 1 | — | 1 |
| Piseros | — | — | 2 | — | — | — | — | — | — | — | 2 | — | 2 |
| Porteros | 30 | 8 | — | — | — | — | 2 | — | — | — | 32 | 8 | 40 |
| Practicantes | 13 | 3 | 2 | — | 3 | — | 2 | — | 1 | 2 | 22 | 7 | 29 |
| Previsistas | 1 | — | — | — | — | — | — | — | — | — | 1 | — | 1 |
| Profesores | 70 | 162 | 3 | 14 | 3 | 20 | 7 | 21 | 6 | 19 | 89 | 236 | 325 |
| Químicos | 3 | 2 | — | — | — | — | — | — | — | — | 3 | 2 | 5 |
| Recaudadores | 4 | — | — | — | — | — | 1 | — | — | — | 5 | — | 5 |
| Regadores | 1 | — | — | — | — | — | — | — | — | — | 1 | — | 1 |
| Relojeros | 9 | — | — | — | — | — | 1 | — | 1 | — | 11 | — | 11 |
| Religiosos | 7 | 17 | 1 | 1 | — | 4 | — | — | 1 | — | 9 | 22 | 31 |
| Repartidores | 28 | 2 | — | — | — | — | — | — | 1 | — | 28 | 3 | 31 |
| Revisitas | 45 | 68 | 1 | — | 9 | 7 | — | — | 4 | 8 | 59 | 83 | 142 |
| Remachadores | 4 | — | — | — | — | — | — | — | — | — | 4 | — | 4 |
| Reos | 124 | 9 | — | — | — | — | — | — | — | — | 124 | 9 | 133 |
| Repujadores | 1 | — | — | — | — | — | — | — | — | — | 1 | — | 1 |
| Ripadores | 1 | — | — | — | — | — | — | — | — | — | 1 | — | 1 |
| Sacerdotes | 12 | — | 4 | — | 3 | — | 3 | — | — | — | 22 | — | 22 |
| Sastres | 155 | 25 | 8 | — | 12 | 1 | 17 | 1 | 15 | 1 | 207 | 32 | 239 |
| Sepultureros | 1 | — | — | — | — | — | — | — | — | — | 1 | — | 1 |
| Soldadores | 1 | — | 2 | — | — | — | — | — | — | — | 3 | — | 3 |
| Sombrereros | 10 | 26 | — | — | 1 | — | — | — | 2 | — | 11 | 30 | 41 |
| Suplementeros | 10 | 2 | — | — | — | — | — | — | 1 | — | 11 | 2 | 13 |
| Serenos | 5 | — | — | — | — | — | 1 | — | — | — | 6 | — | 6 |
| Talabarteros | 50 | — | 4 | — | 3 | — | 7 | — | 8 | — | 72 | — | 72 |
| Talladores | 3 | — | — | — | — | — | — | — | — | — | 3 | — | 3 |
| Taquígrafos | 1 | — | — | — | — | — | — | — | — | — | 1 | — | 1 |
| Técnicos | 27 | — | — | — | — | — | — | — | — | — | 27 | — | 27 |
| Téjedores | 17 | — | — | — | 5 | — | — | — | — | — | 22 | — | 25 |
| Tejedoras | 1 | 39 | — | 7 | — | 1 | — | 11 | — | 23 | 2 | 81 | 83 |
| Telefonistas | 1 | 7 | — | 2 | — | — | — | 3 | — | — | 2 | 15 | 17 |
| Telegrafistas | 6 | 11 | — | — | 2 | — | — | 1 | 1 | — | 10 | 12 | 22 |
| Tintorerías | 3 | 2 | — | — | — | — | — | — | — | — | 4 | — | 4 |
| Tipógrafos | 31 | — | — | — | — | — | — | — | — | — | 31 | — | 31 |
| Toneleros | 5 | — | — | — | — | — | — | — | — | — | 5 | — | 5 |
| Topógrafos | 2 | — | — | — | — | — | — | — | — | — | 2 | — | 2 |
| Toreros | 15 | — | — | — | — | — | — | — | — | — | 16 | — | 16 |
| Trapicheros | 1 | — | — | — | — | — | — | — | — | — | 1 | — | 1 |
| Trensadores | 2 | — | — | — | — | — | — | — | — | — | 2 | — | 2 |
| Turistas | 1 | — | — | — | — | — | — | — | — | — | 1 | — | 1 |
| Urdidores | 1 | — | — | — | — | — | — | — | — | — | 1 | — | 1 |
| Vacunadores | — | — | 1 | — | — | — | — | — | — | — | 1 | — | 1 |
| Vendedores | 196 | 46 | 6 | — | 3 | 2 | 4 | — | 2 | — | 211 | 48 | 259 |
| Veterinarios | 3 | — | — | — | — | — | 3 | — | 2 | — | 8 | — | 8 |
| Viticultores | 2 | — | — | — | — | — | — | — | — | — | 2 | — | 2 |
| Visitadoras sociales | — | 3 | — | — | — | — | — | — | — | — | — | 4 | 4 |
| Vulcanizadores | 10 | — | — | — | — | — | — | — | — | — | 10 | — | 10 |
| Zapateros | 286 | 8 | 22 | — | 12 | — | 30 | 1 | 20 | — | 370 | 9 | 379 |
| Totales | 31.236 | 30.870 | 4.487 | 4.063 | 4.799 | 4.163 | 7.233 | 6.414 | 7.517 | 6.507 | 55.324 | 52.017 | 107.341 |

PROVINCIA DE LLANQUIHUE.— OCUPACIONES POR SEXO Y COMUNAS

| OCUPACIONES | PUERTO VASAS | | FRESIA | | FRUTILLAR | | MAULLÍN | | PUERTO MONTT | | CALBUCO | | PROVINCIA DE LLANQUIHUE | | |
|--------------------------|--------------|-------|--------|-------|-----------|-------|---------|-------|--------------|--------|---------|-------|-------------------------|---------|--------|
| | H. | M. | H. | M. | H. | M. | H. | M. | H. | M. | H. | M. | Hombres | Mujeres | Total |
| Sin especificar | 2.456 | 5.692 | 2.256 | 4.676 | 1.960 | 4.051 | 4.050 | 6.922 | 6.950 | 15.569 | 2.829 | 6.467 | 20.501 | 43.377 | 63.878 |
| Abogados..... | 5 | — | 1 | 1 | — | — | 1 | — | 5 | — | 3 | — | 15 | 1 | 16 |
| Adivinos..... | — | 1 | — | — | — | — | — | — | — | — | — | — | — | — | — |
| Administradores..... | 58 | 9 | 44 | 1 | 33 | 1 | 76 | 2 | 113 | 8 | 49 | 10 | 373 | 31 | 404 |
| Agricultores..... | 635 | 45 | 746 | 40 | 286 | 10 | 1.533 | 142 | 3.307 | 294 | 1.895 | 366 | 8.402 | 897 | 9.299 |
| Agrimensores..... | 1 | — | — | — | — | — | 2 | — | 8 | — | — | — | 8 | — | 8 |
| Agrónomos..... | — | — | — | — | — | — | 3 | — | 2 | — | 2 | — | 7 | — | 7 |
| Albañiles..... | 27 | — | 7 | — | 13 | — | 8 | — | 87 | — | 6 | — | 147 | — | 147 |
| Alarifes..... | 2 | — | 3 | — | — | — | — | — | 3 | — | — | — | 8 | — | 8 |
| Alfareros..... | — | — | — | 2 | — | — | — | — | — | — | — | — | — | 2 | 2 |
| Amasadores..... | — | — | 1 | — | — | — | 2 | — | — | — | — | — | 3 | — | 3 |
| Amasanderos..... | — | — | — | 2 | — | — | — | — | 1 | 1 | — | — | 1 | 8 | 9 |
| Aparadores..... | 1 | — | — | 1 | — | — | 2 | — | 1 | 2 | 25 | — | 2 | 30 | 32 |
| Apicultores..... | — | — | — | — | — | — | 1 | — | — | — | — | — | 1 | — | 1 |
| Apilanchadores..... | — | 1 | — | — | — | 1 | — | — | — | 6 | — | — | — | 8 | 8 |
| Armaderos..... | — | — | — | — | — | — | — | — | — | — | 1 | — | — | — | — |
| Arquitectos..... | 1 | — | — | — | — | — | — | — | 3 | — | — | — | 1 | — | 1 |
| Arrieros..... | 4 | — | 16 | 2 | 2 | 1 | 4 | — | 5 | — | 1 | — | 31 | 3 | 34 |
| Artistas otros..... | — | — | — | 1 | — | — | — | — | 5 | — | 7 | — | 5 | 8 | 13 |
| Aserradores..... | — | — | — | — | 6 | — | — | — | 6 | — | — | — | 11 | — | 11 |
| Aurigas..... | — | — | 8 | — | — | — | — | — | 3 | — | — | — | 17 | — | 17 |
| Auxiliares..... | 21 | 1 | 4 | — | — | 1 | — | — | 87 | 32 | — | — | 113 | 36 | 149 |
| Aviadores..... | 1 | — | — | — | — | — | 1 | — | 14 | — | — | — | 16 | — | 16 |
| Avicultores..... | — | 1 | — | — | — | — | — | — | — | — | — | — | — | 1 | 1 |
| Baldoseros..... | — | — | 1 | — | — | — | — | — | — | — | — | — | 1 | — | 1 |
| Balseros..... | — | — | — | — | — | — | — | — | 1 | — | — | — | 1 | — | 1 |
| Barnizadores..... | — | — | — | — | — | — | — | — | 4 | — | — | — | 4 | — | 4 |
| Barceloseros..... | — | — | — | — | 2 | — | — | — | 3 | — | — | — | 6 | — | 6 |
| Bisuladores..... | — | — | 1 | — | — | — | — | — | 1 | — | — | — | 2 | — | 2 |
| Bordadoras..... | — | — | — | — | — | — | — | 2 | — | 6 | — | — | — | 9 | 9 |
| Broncros..... | — | — | — | — | — | — | — | — | 1 | — | — | — | 1 | — | 1 |
| Buzos..... | — | — | — | — | — | — | 4 | — | 73 | — | — | — | 88 | — | 88 |
| Caballerizos..... | — | — | — | — | — | — | — | — | 1 | — | 1 | — | 2 | — | 2 |
| Cajistas..... | — | — | 4 | — | — | — | — | — | 1 | — | — | — | 1 | — | 1 |
| Caldereros..... | — | — | — | — | — | — | 1 | — | 9 | — | — | — | 14 | — | 14 |
| Camineros..... | 86 | — | 24 | — | 9 | — | 30 | — | 24 | — | 37 | — | 209 | — | 209 |
| Canteros..... | — | — | — | — | — | — | — | — | 1 | — | — | — | 1 | — | 1 |
| Cantineros..... | 3 | — | — | — | — | — | — | — | 9 | — | — | — | 12 | — | 12 |
| Carceleros..... | — | — | — | — | — | — | — | — | 16 | — | — | — | 16 | — | 16 |
| Cargadores..... | 1 | — | 4 | — | 1 | — | 1 | — | 17 | — | — | — | 24 | — | 24 |
| Carabineros..... | 46 | — | 10 | — | 13 | — | 35 | — | 116 | — | 26 | — | 246 | — | 246 |
| Carniceros..... | 6 | — | 4 | — | 3 | — | 12 | — | 25 | — | — | — | 50 | — | 50 |
| Carpinteros..... | 179 | — | 127 | — | 129 | — | 101 | — | 341 | — | 30 | — | 907 | — | 907 |
| Carroceros..... | 1 | — | — | — | 1 | — | — | — | 4 | — | — | — | 6 | — | 6 |
| Carreteros..... | 12 | — | — | — | 1 | — | 1 | — | 98 | — | — | — | 112 | — | 112 |
| Carteros..... | 1 | — | 1 | — | — | — | — | — | 3 | — | — | — | 5 | — | 5 |
| Cerrajeros..... | — | — | — | — | — | — | — | — | 2 | — | — | — | 2 | — | 2 |
| Cesteros..... | 2 | — | — | 1 | — | — | 1 | — | 1 | 3 | — | — | 8 | 4 | 12 |
| Cobradoros..... | — | — | 1 | — | — | — | — | — | 9 | — | 4 | — | 10 | — | 10 |
| Cocineros..... | 8 | 122 | 1 | 78 | 1 | 40 | 3 | 78 | 44 | 178 | — | 25 | 57 | 521 | 578 |
| Colchoneros..... | — | — | — | — | — | — | — | — | 1 | — | — | — | 1 | — | 1 |
| Comisionistas..... | 6 | — | 3 | — | — | — | — | — | 21 | 4 | — | — | 30 | 4 | 34 |
| Confiteros..... | 1 | — | — | — | — | — | — | — | 1 | — | — | — | 2 | — | 2 |
| Conscriptos..... | 1 | — | — | — | — | — | — | — | 194 | — | — | — | 199 | — | 199 |
| Constructores..... | 14 | — | 3 | — | 6 | — | 4 | — | 24 | — | — | — | 51 | — | 51 |
| Contadores..... | 7 | — | 3 | — | 4 | — | 1 | — | 51 | — | 3 | — | 70 | — | 73 |
| Cortadores..... | 4 | — | — | — | 2 | — | — | — | 10 | — | — | — | 15 | — | 15 |
| Corredores comercio..... | 1 | — | — | — | — | — | — | — | — | — | — | — | 5 | — | 5 |
| Costureras..... | — | 43 | — | 31 | — | 12 | — | 141 | — | 167 | — | 27 | — | 421 | 421 |
| Comerciantes..... | 180 | 33 | 93 | 5 | 45 | 12 | 60 | 21 | 627 | 206 | 86 | 27 | 1.061 | 304 | 1.365 |
| Cuidadores..... | — | 2 | — | — | 1 | — | — | — | 2 | — | — | — | 18 | — | 18 |
| Curtidores..... | 3 | — | 1 | — | — | — | — | — | — | — | — | — | 5 | — | 5 |
| Chamanteros..... | 1 | — | — | — | 13 | — | 1 | — | — | 1 | — | — | 15 | — | 16 |
| Choferes..... | 38 | — | 4 | — | 7 | — | 8 | — | 72 | — | — | — | 129 | — | 129 |
| Dactilógrafos..... | — | — | — | — | — | — | — | — | 1 | — | — | — | 1 | — | 1 |
| Dentistas..... | 3 | — | — | — | 2 | — | — | — | 8 | — | 2 | — | 13 | 3 | 16 |
| Desolladores..... | 1 | — | — | — | — | — | — | — | 1 | — | — | — | 2 | — | 2 |
| Desocupados..... | 16 | 6 | 5 | 4 | 8 | 1 | 1 | 3 | 55 | 10 | 3 | 1 | 87 | 25 | 112 |
| Detectives..... | 2 | — | — | — | — | — | — | — | 2 | — | — | — | 4 | — | 4 |
| Dibujantes..... | — | — | — | — | — | — | — | — | 2 | — | — | — | 2 | — | 2 |
| Diplomáticos..... | — | — | — | — | — | — | — | — | 1 | — | — | — | 1 | — | 1 |
| Domésticos..... | 14 | 390 | 17 | 254 | 6 | 150 | — | 177 | 23 | 1.026 | 10 | 149 | 70 | 2.146 | 2.216 |
| Donkeros..... | — | — | — | — | — | — | — | — | 2 | — | — | — | 2 | — | 2 |
| Doradores..... | 2 | — | 1 | — | — | — | — | — | — | — | 4 | — | 7 | — | 7 |

| OCUPACIONES | PUERTO VARAS | | FRESIA | | FRUTILLAR | | MAULLÍN | | PUERTO MONTT | | CALBUCO | | PROVINCIA DE LLANQUIHUE | | |
|--------------------------|--------------|-----|--------|-----|-----------|-----|---------|-------|--------------|-------|---------|-------|-------------------------|---------|--------|
| | H. | M. | H. | M. | H. | M. | H. | M. | H. | M. | H. | M. | Hombres | Mujeres | Total |
| Ebanistas | 2 | — | — | — | — | — | — | — | 3 | — | — | — | 5 | — | 5 |
| Electricistas | 11 | — | — | — | 5 | — | — | 1 | 34 | — | — | — | 50 | — | 50 |
| Embaladores | — | — | — | — | — | — | — | — | — | — | — | — | 1 | — | 1 |
| Empailladores | — | — | — | — | — | — | — | — | 1 | — | — | — | 1 | — | 1 |
| Empastadores | — | — | — | — | — | — | — | — | — | — | — | 1 | 1 | — | 1 |
| Empaquetadores | — | — | — | — | 2 | — | — | — | — | — | — | — | 2 | — | 2 |
| Enfermeros | — | 12 | 1 | — | — | — | — | — | 9 | 19 | — | — | 10 | 31 | 41 |
| Enferradores | 4 | — | — | — | — | — | — | — | 3 | — | — | — | 7 | — | 7 |
| Egrasadores | — | — | — | — | — | — | — | — | 2 | — | — | — | 2 | — | 2 |
| Enjuncadores | — | — | 1 | — | — | — | — | — | 1 | — | — | — | 2 | — | 2 |
| Enrioladores | 1 | — | 27 | — | — | — | — | — | — | — | — | — | 28 | — | 28 |
| Escribientes | 2 | — | 1 | 1 | — | — | 3 | — | 6 | 1 | 1 | — | 12 | 2 | 14 |
| Estadísticos | — | — | — | — | — | — | — | — | 2 | 1 | — | — | 3 | — | 3 |
| Estiladores | — | — | 1 | — | — | — | — | — | 14 | — | — | — | 16 | — | 16 |
| Estucadores | 5 | — | 3 | — | 4 | — | — | — | 13 | — | — | — | 27 | — | 27 |
| Estudiantes | 1.143 | 962 | 748 | 684 | 631 | 460 | 1.197 | 1.043 | 3.220 | 3.248 | 1.236 | 1.086 | 8.174 | 7.473 | 15.647 |
| Farmacéuticos | — | 1 | — | — | — | — | — | — | 4 | 1 | 1 | — | 6 | 2 | 8 |
| Pleteros | 1 | — | 17 | — | 2 | — | 1 | — | 39 | — | 10 | — | 70 | — | 70 |
| Floristas | 1 | — | — | — | — | — | — | — | — | — | — | 2 | 1 | 2 | 3 |
| Fogoneros | 9 | — | 9 | — | 6 | — | 5 | — | 81 | — | 6 | — | 116 | — | 116 |
| Fotógrafos | 7 | — | 1 | — | — | — | 1 | — | 7 | 1 | — | — | 11 | 1 | 12 |
| Fundidores | — | — | — | — | — | — | — | — | 8 | — | — | — | 8 | — | 8 |
| Canaderos | — | — | — | — | — | — | — | — | 6 | 1 | — | — | 6 | 1 | 7 |
| Casfiteros | 6 | — | 1 | — | 1 | — | — | — | 16 | — | — | — | 24 | — | 24 |
| Grabadores | 1 | — | — | — | — | — | — | — | — | — | — | — | 1 | — | 1 |
| Herreros | 32 | — | 35 | 2 | 18 | — | 19 | — | 33 | 3 | 3 | — | 140 | — | 140 |
| Hilanderos | — | 2 | 2 | 4 | — | — | — | 57 | 3 | — | — | — | 5 | 65 | 70 |
| Hojalateros | 7 | — | 9 | — | 4 | — | 2 | — | 21 | 2 | 8 | — | 51 | — | 51 |
| Hortelanos | 4 | — | 1 | — | — | — | — | — | 13 | — | — | — | 18 | 4 | 22 |
| Hoteleros | — | 1 | 1 | — | — | — | — | — | 6 | 1 | — | — | 7 | 2 | 9 |
| Impresores | 3 | — | 5 | — | 10 | — | 7 | — | 1 | — | — | — | 4 | — | 4 |
| Industriales | 9 | — | — | — | — | — | — | 1 | 69 | 3 | 23 | — | 123 | — | 127 |
| Ingenieros | 2 | — | — | — | — | — | 2 | — | 51 | — | — | — | 55 | — | 55 |
| Inspectores | 4 | — | 1 | — | 2 | — | — | — | 19 | 1 | 1 | — | 27 | 1 | 28 |
| Jarcieros | 1 | — | 5 | — | 1 | — | 1 | — | 2 | — | 4 | — | 14 | — | 14 |
| Jardineros | 6 | — | 1 | — | 1 | — | — | — | — | — | — | — | 8 | — | 8 |
| Jornaleros | 2.655 | 142 | 1.794 | 50 | 2.021 | 39 | 1.443 | 59 | 2.718 | 247 | 1.455 | 197 | 12.086 | 723 | 12.811 |
| Layeros | 1 | — | — | — | — | — | — | — | 3 | — | — | — | 4 | — | 4 |
| Subilados | 5 | — | — | — | 1 | 2 | — | — | 41 | 28 | 3 | 8 | 53 | 43 | 96 |
| Suces | 2 | — | — | — | — | — | — | — | 2 | — | 1 | — | 5 | — | 5 |
| Ladrilleros | 4 | — | 3 | — | — | — | 1 | — | 9 | — | 3 | — | 20 | — | 20 |
| Laminadores | 1 | — | 1 | — | — | — | 1 | — | — | — | — | — | 2 | — | 2 |
| Lancheros | 1 | — | — | — | — | — | — | — | 40 | — | 7 | — | 48 | — | 48 |
| Lavaderos | 1 | 65 | — | 28 | 1 | 19 | — | 21 | 3 | 189 | 1 | 10 | 6 | 352 | 358 |
| Lecheros | 7 | — | — | — | 1 | — | — | — | 8 | — | — | — | 17 | 2 | 19 |
| Leñadores | — | — | 1 | — | — | — | — | — | 2 | — | 2 | — | 6 | — | 6 |
| Libreros | 1 | — | — | — | — | — | — | — | — | — | — | — | 1 | — | 1 |
| Linotipistas | 1 | — | — | — | — | — | — | — | 1 | — | 2 | — | 4 | — | 4 |
| Lustrabotas | 7 | — | 1 | — | — | — | 3 | — | 20 | — | — | — | 31 | — | 31 |
| Llaveros | 1 | — | — | — | — | — | — | 1 | 1 | 7 | — | 1 | 2 | 10 | 12 |
| Manicuristas | — | 2 | — | — | — | — | — | — | — | — | — | — | — | 2 | 2 |
| Masajistas | 6 | — | 2 | — | 5 | — | 3 | — | 24 | — | — | — | 40 | — | 40 |
| Masinos | 17 | — | — | — | 29 | — | 16 | — | 834 | — | 14 | — | 910 | — | 910 |
| Martilleros | — | — | — | — | — | — | — | — | 2 | — | — | — | 2 | — | 2 |
| Masajistas | — | — | — | — | — | — | — | — | 1 | — | — | — | 1 | — | 1 |
| Masajistas | — | — | — | — | — | — | — | — | 14 | — | — | — | 16 | — | 16 |
| Matronas | 1 | — | — | — | 1 | — | — | — | — | 7 | — | — | — | 11 | 11 |
| Mayordomos | — | 3 | — | — | — | — | — | — | 30 | 2 | 4 | 1 | 71 | 4 | 75 |
| Mecánicos | 20 | — | 17 | — | 4 | — | 4 | 1 | 244 | — | 5 | — | 385 | — | 385 |
| Mecánicos dentales | 82 | — | — | — | 27 | — | 10 | — | 1 | — | — | — | 1 | 2 | 3 |
| Médicos | 4 | — | 1 | — | 1 | — | 1 | — | 13 | — | 2 | — | 22 | — | 22 |
| Arndigos | — | — | 2 | — | 1 | — | — | — | 1 | — | — | — | 3 | — | 3 |
| Mensajeros | 4 | — | 1 | — | 1 | — | 1 | — | 8 | — | 3 | — | 19 | — | 19 |
| Meretrices | — | — | — | — | — | — | — | — | — | — | — | — | — | — | — |
| Militares | — | 11 | — | — | — | — | — | — | — | 6 | — | — | — | 17 | 17 |
| Mineiros | — | — | 6 | — | 3 | — | 19 | — | 111 | — | — | — | 112 | — | 112 |
| Molinos | 3 | — | — | — | — | — | — | — | 13 | — | 1 | — | 45 | — | 45 |
| Modistas | — | 66 | — | 29 | 6 | 22 | 3 | 23 | 15 | — | — | — | — | 296 | 296 |
| Molineros | 6 | — | 12 | — | — | — | — | — | 3 | — | — | — | 43 | — | 43 |
| Motoristas | 1 | — | — | — | — | — | — | — | — | — | — | — | — | — | — |
| Mozos | 67 | — | 53 | — | 30 | — | 36 | 1 | 127 | — | — | — | 314 | — | 319 |
| Mueblistas | 60 | — | 25 | — | 17 | — | 25 | — | 117 | — | 7 | — | 242 | — | 242 |
| Músicos | 1 | — | — | — | — | — | — | — | 29 | — | — | — | 30 | — | 30 |

| OCUPACIONES | PUERTO VARAS | | FRESIA | | FRUTILLAR | | MAULLÍN | | PUERTO MONTE | | CALBUCO | | PROVINCIA DE LLANQUIHUE | | |
|----------------------|--------------|-------|--------|-------|-----------|-------|---------|-------|--------------|--------|---------|-------|-------------------------|---------|---------|
| | H. | M. | H. | M. | H. | M. | H. | M. | H. | M. | H. | M. | Hombres | Mujeres | Total |
| Niños | — | 21 | — | 14 | — | 17 | — | 11 | — | 34 | — | 13 | — | 110 | 110 |
| Niveladores | 1 | — | — | — | — | — | — | — | — | — | — | — | 1 | — | 1 |
| Notarios | 2 | — | — | — | 1 | — | — | — | 1 | — | 1 | — | 5 | — | 5 |
| Oficinistas | 140 | 32 | 28 | 14 | 38 | 3 | 30 | 4 | 474 | 127 | 38 | 3 | 748 | 183 | 931 |
| Operadores | — | — | — | — | — | — | — | — | 4 | — | — | — | 4 | — | 4 |
| Ortopédicos | — | — | — | — | — | — | 1 | — | — | — | — | — | 1 | — | 1 |
| Ordeñadores | 3 | 25 | 2 | 4 | — | 10 | 10 | 13 | — | 5 | — | — | 15 | 57 | 72 |
| Panaderos | 8 | — | 3 | — | — | — | — | 7 | 50 | 2 | — | — | 61 | 9 | 70 |
| Pasteleros | 2 | — | — | — | — | — | — | — | 4 | — | — | — | 6 | — | 6 |
| Peluteros | — | — | — | — | — | — | — | — | — | 1 | — | — | — | 1 | 1 |
| Pelugeros | 9 | 3 | 6 | — | 3 | — | 1 | — | 22 | 6 | 3 | — | 43 | 9 | 52 |
| Perforadores | — | — | — | — | — | — | — | — | 2 | — | — | — | 2 | — | 2 |
| Periodistas | 1 | 1 | — | — | — | — | — | — | 7 | — | — | — | 8 | 1 | 9 |
| Pesadoras | — | — | — | — | — | — | 42 | — | 93 | 8 | 17 | — | 152 | 8 | 160 |
| Pintores | 17 | — | 5 | — | 4 | — | — | — | 41 | — | 3 | — | 70 | — | 70 |
| Plastilleros | — | — | 1 | — | — | — | — | — | 1 | — | — | — | 2 | — | 2 |
| Plateros | — | — | — | — | — | — | 1 | — | — | — | — | — | 1 | — | 1 |
| Plomeros | — | — | 1 | — | — | — | — | — | — | — | — | — | 1 | — | 1 |
| Porteros | 6 | 3 | — | — | — | 1 | 2 | — | 13 | 8 | — | — | 21 | 12 | 33 |
| Practicantes | 5 | — | 2 | — | 2 | — | 2 | — | 22 | 7 | 2 | — | 35 | 7 | 42 |
| Previsitas | — | — | — | — | — | — | — | — | 1 | — | — | — | 1 | — | 1 |
| Profesores | 24 | 31 | 8 | 19 | 1 | 14 | 12 | 34 | 68 | 131 | 14 | 40 | 117 | 269 | 386 |
| Pulidores | — | — | — | — | — | — | — | — | 1 | — | — | — | 1 | — | 1 |
| Químicos | 1 | — | — | — | — | — | — | — | — | — | — | — | — | 1 | 1 |
| Radiotelegrafistas | 1 | — | — | — | — | — | — | — | 11 | 1 | — | — | 12 | 1 | 13 |
| Recaudadores | — | — | 3 | — | — | — | 3 | — | 2 | 1 | 1 | — | 9 | 1 | 10 |
| Redactores | — | — | — | — | 1 | — | — | — | 2 | — | — | — | 2 | — | 2 |
| Relojeros | 3 | — | — | — | 1 | — | 1 | — | 11 | 1 | — | — | 16 | 1 | 17 |
| Religiosos | — | 1 | — | — | 1 | — | 3 | — | 4 | 54 | 1 | — | 9 | 55 | 64 |
| Repartidores | — | — | — | — | — | — | — | — | 15 | 4 | — | — | 16 | — | 16 |
| Rentistas | 15 | 11 | 3 | 7 | 3 | 3 | 3 | 3 | 46 | 78 | 4 | 4 | 74 | 106 | 180 |
| Reos | — | — | — | — | — | — | — | — | — | — | — | — | 8 | — | 8 |
| Sacerdotes | 3 | — | 1 | — | 1 | — | 1 | — | 15 | — | 5 | — | 24 | — | 24 |
| Sastre | 21 | — | 20 | — | 5 | — | 10 | — | 70 | 56 | 8 | 4 | 134 | 60 | 194 |
| Sepultureros | 1 | — | — | — | — | — | — | — | 1 | — | — | — | 2 | — | 2 |
| Soldadores | 1 | — | — | — | — | — | — | — | 6 | — | 7 | — | 14 | — | 14 |
| Sombreros | — | 1 | 2 | 1 | 1 | — | — | — | 3 | 4 | — | — | 6 | 6 | 12 |
| Suplementeros | — | — | — | — | — | — | — | — | 4 | — | — | — | 4 | — | 4 |
| Serenos | 4 | — | — | — | 2 | — | 1 | — | 16 | — | — | — | 23 | — | 23 |
| Talabarteros | 6 | — | 10 | — | 5 | — | 12 | — | 19 | — | — | — | 52 | — | 52 |
| Taquígrafos | — | — | — | 1 | — | — | 1 | — | 7 | — | — | — | 1 | 1 | 2 |
| Tapiceros | — | — | — | — | — | — | — | — | — | — | — | — | 7 | — | 7 |
| Técnicos | 7 | — | — | — | 3 | — | — | — | 9 | — | 1 | — | 20 | — | 20 |
| Tejedores | — | 6 | — | 5 | — | 3 | 1 | 291 | — | 22 | — | 5 | 1 | 332 | 333 |
| Telefonistas | 1 | — | — | — | — | — | — | — | 1 | 1 | — | — | 2 | — | 2 |
| Telegrafistas | — | 3 | — | — | — | 1 | 1 | — | 19 | 9 | 1 | 1 | 21 | 18 | 39 |
| Tintoreros | — | — | — | — | 1 | — | — | — | 2 | — | — | — | 3 | — | 3 |
| Tipógrafos | 2 | — | — | — | — | — | — | — | 28 | — | 1 | — | 32 | — | 32 |
| Toneleros | — | — | — | — | — | — | — | — | 3 | — | — | — | 10 | — | 10 |
| Totógrafos | 7 | — | — | — | — | — | — | — | 2 | — | — | — | 2 | — | 2 |
| Torneros | 1 | — | 1 | — | 1 | — | — | — | 5 | — | — | — | 8 | — | 8 |
| Vendedores | 6 | 4 | 14 | 1 | 6 | — | 3 | 2 | 24 | 12 | 1 | 1 | 54 | 20 | 74 |
| Veterinarios | 1 | — | — | — | — | — | — | — | 1 | — | — | — | 2 | — | 2 |
| Vinicultores | 1 | — | — | — | — | — | 1 | — | 1 | — | 1 | — | 4 | — | 4 |
| Visitadoras sociales | — | 1 | — | — | — | — | — | — | — | 5 | — | — | — | 6 | 6 |
| Vulcanizadores | — | — | 1 | — | — | — | — | — | 1 | — | — | — | 2 | — | 2 |
| Zapateros | 46 | — | 37 | — | 38 | — | 15 | — | 198 | 6 | 14 | — | 348 | 6 | 354 |
| Totales | 8.338 | 7.745 | 6.341 | 5.966 | 5.511 | 4.878 | 8.935 | 9.062 | 21.949 | 22.076 | 7.947 | 8.459 | 59.040 | 53.195 | 117.225 |

| Ocupaciones | ANCUD | | QUEMCHI | | DALCAME | | CASTRO | | CHONCHI | | QUEILÉN | |
|----------------------------|-------|-------|---------|-------|---------|-------|--------|--------|---------|-------|---------|-------|
| | H. | M. | H. | M. | H. | M. | H. | M. | H. | M. | H. | M. |
| Impresores | | | | | | | 1 | | | | | |
| Industriales | 14 | 1 | | | | | 6 | | | | | |
| Ingenieros | 5 | | | | | | 1 | | | | | |
| Inspectores | 10 | 3 | | | | | | | 2 | | | |
| Jarderos | | | 1 | | | | 2 | | | | | |
| Jardineros | | | | | | | 1 | | | | | |
| Jornaleros | 1.144 | 216 | 497 | 592 | 424 | 623 | 731 | 118 | 1.188 | 788 | 370 | 162 |
| Laboreros | 3 | | | | | | | | | | | |
| Ladreros | 22 | 11 | 3 | 1 | | | 9 | 18 | 2 | 3 | 1 | 1 |
| Ladreros | 1 | | | | | | | | | | | |
| Ladrillos | 4 | | 1 | | | | 2 | | | | | |
| Lampaderos | | | | | | | | | | | | |
| Lancheros | 7 | | | | 1 | | 5 | | 4 | | | |
| Lavaderos | 1 | 73 | | 4 | | 2 | 2 | 66 | | 9 | | 5 |
| Lecheros | 1 | 1 | | | | | 1 | 1 | | | | |
| Leñadores | 1 | | | | | | 4 | | | | | |
| Libreros | | | | 1 | | | | 2 | | | | |
| Linotipistas | 3 | | | | | | 2 | | | | | |
| Lustrabotas | | | | | | | | | | | | |
| Llaveros | 1 | | | | | | 5 | 1 | | | | |
| Maquinistas | 3 | | | | | | 2 | | | | | |
| Marinos | 7 | | 8 | | 9 | | 11 | | 2 | | 6 | |
| Martilleros | | | | | | | 1 | | | | | |
| Masajistas | | 1 | | | | | | | | | | |
| Matarifes | 2 | | | | | | 2 | | | | | |
| Matronas | | 2 | | 1 | | | | 1 | | 1 | | |
| Mayordomos | 12 | | 1 | | | | 5 | | 4 | | | |
| Mecánicos | 24 | | | | 2 | | 8 | | 5 | | 7 | |
| Médicos | 2 | | | | | | 2 | | 1 | | | |
| Mendigos | | 1 | | 1 | | | 2 | | 1 | | | |
| Mensajeros | 2 | | | | 2 | | 4 | | 1 | | | |
| Militares | 8 | | | | | | 1 | | | | | |
| Mineros | | 18 | | 6 | | 4 | | | 3 | 12 | | 6 |
| Modistas | | | | | | | | 27 | | | | |
| Molineros | | | | | | | 1 | | | | | |
| Moteros | | | | | | | 1 | | | | | |
| Motoristas | 47 | | 12 | 1 | 8 | | 2 | | 16 | | 4 | 2 |
| Mozos | 24 | | 1 | | 1 | | 43 | | 16 | | 4 | 2 |
| Mueblistas | 1 | | | | | | 25 | | 12 | | | |
| Músicos | | | | | | | 4 | | | | | |
| Niñeras | | 16 | | 1 | | 6 | | 48 | | 4 | | 1 |
| Niveladores | 3 | | | | | | | | | | | |
| Oficinistas | 93 | 26 | 10 | 1 | 10 | 4 | 90 | 23 | 14 | 3 | 12 | |
| Operadores | 1 | | | | | | 1 | | | | | |
| Ordeñadores | 1 | 2 | | | | | | | | | | |
| Panaderos | 19 | | | | 2 | | 10 | 1 | 3 | | | |
| Pasteleros | 1 | 1 | | | | | | | | | | |
| Peluqueros | 6 | | 1 | | | | 2 | 1 | 1 | | | |
| Periodistas | 2 | | | | | | 1 | | | | | |
| Pescadores | 26 | | 2 | | | | 7 | 1 | 7 | | 6 | 2 |
| Pintores | 5 | | | | | | 14 | | | | | |
| Piomeros | 1 | | | | | | 1 | | | | | |
| Porteros | 11 | 4 | 1 | | | | 4 | 2 | 1 | | | |
| Practicantes | 6 | 1 | 1 | | 2 | | 4 | 2 | 1 | | | |
| Profesores | 27 | 67 | 11 | 15 | 7 | 15 | 36 | 86 | 9 | 26 | 8 | 14 |
| Químicos | | 1 | | | | | | | | | | |
| Radiotelegrafistas | | | | | | | 1 | | | | | |
| Recaudadores | | | | | | | 2 | | 2 | | | |
| Regadores | | | | | | | | | | | | |
| Relojeros | 1 | 1 | | | | | 5 | 1 | | | | |
| Religiosos | 15 | 8 | | | | | | | | | 1 | |
| Repartidores | | 6 | | | | | 2 | | | | | |
| Rentistas | 10 | 14 | | | 3 | 3 | 9 | 13 | 2 | | | |
| Reos | | | | | | | | | | | | |
| Sacerdotes | | | 1 | | 1 | | 7 | | 3 | | 1 | |
| Saxofones | 9 | 3 | | | | 3 | 5 | | 2 | | | |
| Soldadores | | | | | | | 1 | | | | | |
| Sombrereros | | | | | | | | | | | | |
| Serenos | 1 | | | | | | | | | | | |
| Talabarteros | 5 | | | | | | 1 | | | | | |
| Técnicos | 4 | | 1 | | | | | | | | | |
| Tejedores | | 19 | | 3 | | 9 | | 41 | 1 | 44 | | 2 |
| Telefonistas | 1 | | | | | | | | | | | |
| Telegrafistas | 10 | 2 | | | 2 | 1 | | 1 | | 2 | | 1 |
| Tintoreros | | | | | | | | | | | | |
| Tipógrafos | 4 | | | | | | 1 | | | | | |
| Toncleros | | | | | | | | | | | | |
| Topógrafos | 6 | | | | | | 1 | | | | 1 | |
| Urdidores | | | | | | | | | | 1 | | |
| Vendedores | | | 1 | 1 | | | 4 | | 2 | | | |
| Vinicultores | 1 | 1 | | | | | | | | | | |
| Visitadoras sociales | 1 | 2 | | | | | | | | | | |
| Vulcanizadores | | | | | | | | | | | | |
| Zapateros | 42 | 3 | 5 | | 11 | | 49 | | 11 | | 3 | |
| Totales | 6.698 | 7.285 | 3.019 | 3.736 | 2.888 | 3.324 | 2.842 | 12.385 | 4.634 | 5.982 | 2.843 | 3.671 |

| OCUPACIONES | QUELLÓN | | PUQUELDÓN | | ACHAO | | CURACO DE VÉLEZ | | YELCHO | | PROVINCIA DE CHILOÉ | | |
|----------------------------|---------|-------|-----------|-------|-------|-------|-----------------|-------|--------|-----|---------------------|---------|---------|
| | H. | M. | H. | M. | H. | M. | H. | M. | H. | M. | Hombres | Mujeres | Total |
| Impresores | — | — | — | — | — | — | — | — | — | — | 1 | — | 1 |
| Industriales | 2 | — | — | — | 4 | — | — | — | 3 | — | 41 | 1 | 42 |
| Ingenieros | 2 | — | — | — | 1 | — | — | — | — | — | 10 | — | 10 |
| Inspectores | 1 | — | — | — | 1 | — | — | — | — | — | 14 | 5 | 19 |
| Jarcieros | — | — | — | — | — | — | — | — | — | — | 3 | — | 3 |
| Jardineros | — | — | — | — | — | — | — | — | — | — | 1 | — | 1 |
| Jornaleros | 472 | 76 | 61 | 27 | 868 | 356 | 45 | 14 | 147 | 2 | 5.937 | 2.964 | 8.901 |
| Joyeros | — | — | — | — | — | — | — | — | — | — | 3 | — | 3 |
| Jubilados | — | 6 | 1 | — | 4 | 2 | 1 | 1 | — | — | 43 | 44 | 87 |
| Jueces | — | — | — | — | — | — | — | — | — | — | 1 | — | 1 |
| Ladrilleros | — | — | — | — | — | — | — | — | — | — | 7 | — | 7 |
| Laminadores | — | — | — | — | — | — | — | — | — | — | 1 | — | 1 |
| Lancheros | — | — | — | — | — | — | — | — | — | — | 16 | — | 16 |
| Lavanderos | — | 9 | — | — | — | — | — | — | — | — | 2 | 186 | 190 |
| Lecheros | — | — | — | — | 1 | 12 | — | 5 | — | 1 | 4 | 2 | 4 |
| Leñadores | — | — | — | — | — | — | — | — | — | — | 5 | — | 5 |
| Libreros | — | — | — | — | — | — | — | — | — | — | — | 3 | 3 |
| Linotipistas | — | — | — | — | 2 | — | — | — | — | — | 4 | — | 4 |
| Lustrabotas | — | — | — | — | — | — | — | — | — | — | 3 | — | 3 |
| Llaveros | — | — | — | — | — | — | — | — | — | — | 6 | 2 | 7 |
| Maquinistas | 1 | — | — | — | — | — | — | — | — | — | 7 | — | 7 |
| Marinos | 30 | — | — | — | 1 | — | 1 | — | — | 3 | 77 | — | 77 |
| Martilleros | — | — | — | — | — | — | — | — | — | — | 1 | — | 1 |
| Masajistas | — | — | — | — | — | — | — | — | — | — | — | 1 | 1 |
| Matarifes | — | — | — | — | — | — | — | — | — | — | 4 | — | 4 |
| Matronas | — | — | — | — | — | 1 | — | 1 | — | — | — | 7 | 7 |
| Mayordomos | 5 | — | — | — | 4 | — | — | — | — | — | 31 | — | 31 |
| Mecánicos | 12 | — | — | — | 11 | — | 1 | — | 3 | — | 73 | — | 73 |
| Médicos | 1 | — | — | — | 1 | — | — | — | — | — | 7 | — | 7 |
| Mendigos | — | — | — | — | — | — | — | — | — | — | 3 | 3 | 6 |
| Mensajeros | 1 | — | — | — | — | — | — | — | — | — | 7 | 1 | 8 |
| Militares | — | — | — | — | 1 | — | — | — | — | — | 4 | — | 4 |
| Mineros | — | — | — | — | 2 | — | — | — | — | — | 16 | — | 16 |
| Modistas | — | 10 | — | — | — | — | 12 | — | 7 | — | — | 103 | 103 |
| Molinos | 1 | — | — | — | — | — | — | — | — | — | 2 | — | 2 |
| Moteros | — | — | — | — | — | — | — | — | — | — | 1 | — | 1 |
| Motoristas | — | — | — | — | — | — | — | — | — | — | 2 | — | 2 |
| Motos | 10 | — | 5 | — | 13 | — | 4 | — | — | 1 | 163 | 3 | 166 |
| Mueblistas | 2 | — | — | — | 6 | — | — | 2 | — | — | 75 | — | 75 |
| Músicos | — | — | — | — | — | — | — | — | — | — | 5 | — | 5 |
| Niñeras | — | 2 | — | 4 | — | 11 | — | 4 | — | — | — | 97 | 97 |
| Niveladores | — | — | — | — | — | — | — | — | — | — | 3 | — | 3 |
| Oficinistas | 33 | 1 | 3 | 2 | 34 | 10 | 5 | 2 | 1 | — | 305 | 71 | 376 |
| Operadores | — | — | — | — | — | — | — | — | — | — | 2 | — | 2 |
| Ordeñadores | — | — | — | — | — | — | — | — | — | — | 1 | 2 | 3 |
| Panaderos | — | — | — | — | 2 | 2 | — | 1 | 1 | — | 37 | 4 | 41 |
| Pasteleros | — | — | — | — | — | — | — | — | — | — | 1 | 1 | 2 |
| Peluqueros | — | — | — | — | 2 | — | — | — | — | — | 12 | 1 | 13 |
| Periodistas | — | — | — | — | — | — | — | — | — | — | 3 | — | 3 |
| Pescadores | 187 | 1 | — | — | 9 | 5 | — | — | — | — | 244 | 7 | 251 |
| Pintores | — | — | — | — | 2 | — | — | — | — | — | 21 | — | 21 |
| Plomeros | — | — | — | — | — | — | — | — | — | — | 1 | — | 1 |
| Porteros | 2 | — | — | — | 4 | — | — | — | — | — | 23 | 6 | 29 |
| Practicantes | 1 | — | — | — | 5 | — | — | — | — | — | 21 | 4 | 25 |
| Profesores | 7 | 14 | 5 | 10 | 22 | 42 | 7 | 14 | 1 | — | 140 | 302 | 442 |
| Químicos | 1 | — | — | — | — | — | — | — | — | — | 1 | 1 | 2 |
| Radiotelegrafistas | 2 | — | — | — | 1 | — | — | — | — | — | 4 | — | 4 |
| Recaudadores | — | — | 1 | — | — | — | — | — | — | — | 5 | — | 5 |
| Regadores | — | — | — | — | 1 | — | — | — | — | — | 1 | — | 1 |
| Relojeros | — | — | — | — | — | — | — | — | — | — | 6 | 2 | 8 |
| Religiosos | — | — | — | — | — | — | — | — | — | — | 17 | 8 | 25 |
| Repartidores | — | — | — | — | 1 | — | — | — | — | — | 3 | 7 | 10 |
| Rentistas | — | — | — | — | 2 | 4 | 1 | 2 | — | — | 27 | 37 | 64 |
| Reos | 1 | — | — | — | 5 | 1 | — | — | — | — | 4 | 1 | 5 |
| Sacerdotes | 2 | — | 1 | — | 3 | — | — | — | — | — | 19 | — | 19 |
| Sastres | — | — | — | 2 | 2 | — | — | — | — | — | 19 | 12 | 31 |
| Soldadotes | — | — | — | — | 1 | — | — | — | — | — | 2 | — | 2 |
| Sombrereros | — | — | — | — | — | — | — | — | — | — | 1 | — | 1 |
| Serenos | — | — | — | — | — | — | — | — | — | — | 1 | — | 1 |
| Talabarteros | — | — | — | — | — | — | — | — | — | — | — | — | 6 |
| Técnicos | 2 | — | — | — | — | — | — | — | — | — | 6 | — | 7 |
| Tejedores | — | 14 | — | — | — | — | — | — | — | — | 7 | — | 7 |
| Telefonistas | — | — | — | — | — | — | — | — | — | — | 1 | 138 | 139 |
| Telegrafistas | — | — | — | — | — | — | — | — | — | — | 1 | — | 1 |
| Tintoreros | — | — | — | — | 2 | — | — | — | — | — | 14 | 7 | 21 |
| Tipógrafos | — | — | — | 1 | — | — | — | — | — | — | 5 | 2 | 7 |
| Torneros | — | — | — | — | 1 | — | — | — | — | — | 5 | — | 5 |
| Topógrafos | — | — | — | — | — | — | — | — | — | — | 1 | — | 1 |
| Urdidores | — | — | — | — | — | — | — | — | — | — | 8 | — | 8 |
| Vendedores | — | — | — | — | — | — | — | — | — | — | — | 1 | 1 |
| Vinicultores | 2 | — | — | — | 1 | — | — | — | — | — | 10 | 1 | 11 |
| Visitadoras sociales | — | — | — | — | — | — | — | — | — | — | 1 | 1 | 2 |
| Vulcanizadores | — | 1 | — | — | — | — | — | — | — | — | — | 3 | 3 |
| Zapateros | 4 | — | 4 | — | 10 | 1 | 2 | — | — | — | 141 | 4 | 145 |
| Totales | 3.597 | 4.031 | 1.860 | 3.042 | 7.462 | 9.423 | 1.599 | 2.339 | 950 | 788 | 45.392 | 56.314 | 101.706 |

PROVINCIA DE AYSÉN.—OCUPACIONES POR SEXO Y COMUNAS

| OCUPACIONES | AYSÉN | | LAO BUEÑOS AIRES | | BAKER | | PROVINCIA DE AYSÉN | | |
|--------------------------|---------|---------|------------------|---------|---------|---------|--------------------|---------|-------|
| | Hombres | Mujeres | Hombres | Mujeres | Hombres | Mujeres | Hombres | Mujeres | Total |
| Sin especificar | 2.811 | 4.739 | 493 | 917 | 136 | 175 | 3.139 | 5.829 | 8.968 |
| Abogados..... | 7 | — | — | — | — | — | 7 | — | 7 |
| Adivinos..... | 3 | — | — | — | — | — | 3 | — | 3 |
| Administradores..... | 25 | 3 | 11 | — | 9 | — | 45 | 3 | 48 |
| Agricultores..... | 637 | 20 | 235 | 8 | 39 | 2 | 637 | 30 | 667 |
| Agrimensores..... | 5 | — | 2 | — | — | — | 7 | — | 7 |
| Agrónomos..... | 1 | — | — | — | — | — | 1 | — | 1 |
| Albañiles..... | 31 | — | 10 | — | 6 | — | 47 | — | 47 |
| Alarifes..... | 4 | — | — | — | — | — | 4 | — | 4 |
| Amanasadores..... | 6 | — | — | — | 1 | — | 7 | — | 7 |
| Aparadores..... | — | 3 | — | — | — | — | — | 3 | 3 |
| Arrieros..... | 36 | — | 23 | — | 14 | — | 73 | — | 73 |
| Artistas radio..... | — | 1 | — | — | — | — | — | 1 | 1 |
| Aserradores..... | 2 | — | — | — | — | — | 2 | — | 2 |
| Aurigas..... | — | — | 1 | — | — | — | — | — | 1 |
| Auxiliares..... | 14 | 2 | — | — | 1 | — | 14 | 2 | 16 |
| Avicultores..... | 1 | — | — | — | — | — | 1 | — | 1 |
| Barredores..... | 1 | — | — | — | — | — | 1 | — | 1 |
| Cabellerizos..... | 9 | — | — | — | — | — | 9 | — | 9 |
| Caldereros..... | — | — | 1 | — | — | — | 1 | — | 1 |
| Camioneros..... | 35 | — | — | — | — | — | 35 | — | 35 |
| Cantineros..... | 2 | — | — | — | — | — | 2 | — | 2 |
| Carabineros..... | 158 | — | 13 | — | 1 | — | 172 | — | 173 |
| Carniceros..... | 4 | — | 3 | — | 3 | — | 10 | — | 10 |
| Carpinteros..... | 206 | — | 21 | — | 4 | — | 231 | — | 231 |
| Carroceros..... | 1 | — | — | — | — | — | 1 | — | 1 |
| Carreteros..... | 17 | — | 3 | — | 2 | — | 22 | — | 22 |
| Carteros..... | 2 | — | — | — | — | — | 2 | — | 2 |
| Cesteros..... | 6 | — | — | — | — | — | 6 | — | 6 |
| Cocineros..... | 24 | 78 | 2 | 5 | — | 1 | 26 | 84 | 110 |
| Colchoneros..... | 1 | — | — | — | — | — | 1 | — | 1 |
| Comisionistas..... | 1 | — | 1 | — | — | — | 2 | — | 2 |
| Constructores..... | 32 | — | 2 | — | 2 | — | 36 | — | 38 |
| Contadores..... | 25 | — | — | — | — | — | 25 | — | 25 |
| Cortadores..... | 2 | — | 3 | — | — | — | 5 | — | 5 |
| Corredores comercio..... | 1 | — | — | — | — | — | 1 | — | 1 |
| Costureras..... | — | 68 | — | 6 | — | — | — | 68 | 68 |
| Comerciantes..... | 220 | 58 | 41 | 1 | 22 | — | 283 | 59 | 342 |
| Cuidadores..... | 20 | — | 4 | — | — | — | 24 | — | 24 |
| Choferes..... | 57 | — | 2 | — | 2 | — | 61 | — | 61 |
| Dactilógrafos..... | 1 | 1 | — | — | — | — | 1 | 1 | 2 |
| Deportistas..... | 5 | — | — | — | — | — | 5 | — | 5 |
| Dentistas..... | 3 | — | 1 | — | — | — | 4 | — | 4 |
| Desocupados..... | 47 | 1 | 6 | — | 2 | — | 55 | 1 | 56 |
| Detectives..... | 2 | — | — | — | — | — | 2 | — | 2 |
| Domésticos..... | 1 | 235 | 1 | 23 | — | 3 | 2 | 261 | 263 |
| Ebanistas..... | 1 | — | — | — | — | — | 1 | — | 1 |
| Electricistas..... | 7 | — | 1 | — | — | — | 8 | — | 8 |
| Enfermeros..... | 1 | 3 | — | — | — | — | 1 | 3 | 4 |
| Escribientes..... | 5 | — | 1 | — | — | — | 6 | — | 6 |
| Estadísticos..... | 1 | — | — | — | — | — | 1 | — | 1 |
| Estucladores..... | 1 | — | — | — | — | — | 1 | — | 1 |
| Estudiantes..... | 806 | 729 | 126 | 109 | 48 | 22 | 980 | 860 | 1.840 |
| Farmacéuticos..... | 2 | 2 | — | — | — | — | 2 | 2 | 4 |
| Pieleros..... | 2 | — | — | — | — | — | 2 | — | 2 |
| Fogoneros..... | 6 | — | — | — | — | — | 6 | — | 6 |
| Fotógrafos..... | 3 | — | 1 | — | — | — | 4 | — | 4 |
| Ganaderos..... | 429 | — | 146 | 3 | 21 | — | 596 | 3 | 599 |
| Gasfiteros..... | 3 | — | — | — | — | — | 3 | — | 3 |
| Herreros..... | 17 | — | 2 | — | 1 | — | 20 | — | 20 |
| Hojalateros..... | 8 | — | — | — | — | — | 8 | — | 8 |
| Hortelanos..... | 1 | — | — | — | — | — | 1 | — | 1 |
| Hoteleros..... | 3 | 1 | — | — | — | — | 3 | 1 | 4 |
| Impresores..... | 10 | — | — | — | — | — | 10 | — | 10 |
| Industriales..... | 9 | — | 8 | — | 1 | — | 18 | — | 19 |
| Ingenieros..... | 5 | — | — | — | — | — | 5 | — | 5 |
| Inspectores..... | 7 | — | — | — | — | — | 7 | — | 7 |
| Jarcieros..... | 5 | — | — | — | — | — | 5 | — | 5 |
| Jornaleros..... | 1.513 | 48 | 298 | 1 | 134 | 1 | 1.945 | 50 | 1.995 |
| Joyeros..... | 1 | — | — | — | — | — | 1 | — | 1 |

| OCUPACIONES | AYSÉN | | LAO BUENOS AIRES | | BAKER | | PROVINCIA DE AYSÉN | | |
|--------------------------|---------|---------|------------------|---------|---------|---------|--------------------|---------|--------|
| | Hombres | Mujeres | Hombres | Mujeres | Hombres | Mujeres | Hombres | Mujeres | Total |
| Jubilados | — | — | 1 | — | 1 | — | 2 | — | 2 |
| Jueces | 6 | — | — | — | — | — | 6 | — | 6 |
| Ladrilleros | 6 | — | — | — | — | — | 5 | — | 5 |
| Lancheros | 8 | — | — | — | — | — | 8 | — | 8 |
| Lavanderos | — | 102 | — | — | — | — | — | 102 | 102 |
| Lecheros | 1 | — | — | — | — | — | 1 | — | 1 |
| Lustradores | 26 | — | 6 | — | — | — | 32 | — | 32 |
| Lustrabotas | 1 | — | — | — | — | — | 1 | — | 1 |
| Maquinistas | — | — | 1 | — | 1 | — | 2 | — | 2 |
| Marinos | 4 | — | 13 | — | 4 | — | 21 | — | 21 |
| Matarifes | 6 | — | — | — | — | — | 6 | — | 6 |
| Matronas | — | 3 | — | — | — | — | — | 3 | 3 |
| Mayordomos | 4 | — | — | — | — | — | 4 | — | 4 |
| Mecánicos | 48 | — | 4 | — | — | — | 52 | — | 52 |
| Mecánicos dentales | 1 | — | — | — | — | — | 1 | — | 1 |
| Médicos | 3 | — | 1 | — | — | — | 4 | — | 4 |
| Mensajeros | 2 | — | — | — | — | — | 2 | — | 2 |
| Mesetrices | — | 11 | — | — | — | — | — | 11 | 11 |
| Militares | 10 | — | — | — | — | — | 10 | — | 10 |
| Misneros | 13 | — | 2 | — | — | — | 15 | — | 15 |
| Modistas | — | 72 | — | — | 2 | — | — | 74 | 74 |
| Molinos | 1 | — | — | — | 1 | — | — | 1 | 2 |
| Molinos | 8 | — | — | — | — | — | 8 | — | 8 |
| Moteros | 111 | — | 1 | — | 1 | — | 113 | — | 113 |
| Moscos | 22 | — | 2 | — | — | — | 24 | — | 24 |
| Mueblistas | 20 | — | — | — | — | — | 20 | — | 20 |
| Músicos | — | — | — | — | — | — | — | — | — |
| Niferas | — | 5 | — | — | — | — | — | 5 | 5 |
| Niveladores | 1 | — | — | — | — | — | 1 | — | 1 |
| Oficinistas | 96 | 17 | 7 | — | 4 | 3 | 106 | 21 | 127 |
| Operadores | 1 | — | — | — | — | — | 1 | — | 1 |
| Panaderos | 13 | 1 | — | — | — | — | 13 | 3 | 16 |
| Panteoneros | 1 | — | — | — | — | — | 1 | — | 1 |
| Peleteros | 1 | — | — | — | — | — | 1 | — | 1 |
| Peluqueros | 10 | 2 | — | — | — | — | 10 | 2 | 12 |
| Periodistas | 3 | — | — | — | — | — | 3 | — | 3 |
| Pescadores | 114 | — | — | — | — | — | 114 | — | 114 |
| Pintores | 9 | — | — | — | — | — | 9 | — | 9 |
| Porteros | 12 | — | 3 | — | — | — | 15 | — | 15 |
| Practicantes | 10 | 2 | 1 | — | — | — | 11 | 2 | 13 |
| Profesores | 17 | 23 | — | — | 3 | — | 17 | 26 | 43 |
| Radiotelegrafistas | — | — | 2 | — | — | — | — | — | 2 |
| Recaudadores | 2 | — | — | — | — | — | 2 | — | 2 |
| Redactores | 1 | — | — | — | — | — | 1 | — | 1 |
| Relojeros | 4 | — | — | — | — | — | 4 | — | 4 |
| Religiosos | 1 | — | — | — | — | — | 1 | — | 1 |
| Repartidores | 3 | — | — | — | — | — | 3 | — | 3 |
| Rentistas | 6 | 18 | — | — | — | — | 6 | 18 | 24 |
| Sacerdotes | 5 | — | — | — | — | — | 5 | — | 5 |
| Sastras | 13 | 6 | 1 | — | — | — | 15 | 6 | 21 |
| Sombrereros | 2 | — | — | — | — | — | 2 | — | 2 |
| Serenos | 5 | — | — | — | — | — | 5 | — | 5 |
| Talabarteros | 9 | — | — | — | — | — | 9 | — | 9 |
| Técnicos | 2 | — | — | — | — | — | 2 | — | 2 |
| Tejedores | — | 19 | — | — | — | — | — | 19 | 19 |
| Telegrafistas | 13 | 1 | — | — | — | — | 15 | 1 | 14 |
| Tintoreros | 1 | — | — | — | — | — | 1 | — | 1 |
| Tipógrafos | 5 | — | — | — | — | — | 5 | — | 5 |
| Turistas | 24 | 9 | — | — | — | — | 24 | 9 | 33 |
| Vacunadores | 1 | — | — | — | — | — | 1 | — | 1 |
| Vendedores | 9 | 5 | — | — | — | — | 9 | 5 | 14 |
| Veterinarios | 1 | — | — | — | — | — | 1 | — | 1 |
| Zapateros | 47 | — | 2 | — | — | — | 49 | — | 49 |
| Totales | 7.470 | 6.281 | 1.513 | 1.003 | 461 | 206 | 9.444 | 7.570 | 17.014 |

PROVINCIA DE MAGALLANES.— OCUPACIONES POR SEXO Y COMUNAS

| OCUPACIONES | NATALES | | CERRO CASTILLO | | MAGALLANES | | RÍO VERDE | | SAN GREGORIO | | RÍO CHICO | |
|--------------------------|---------|-------|----------------|----|------------|--------|-----------|-----|--------------|-----|-----------|-----|
| | H. | M. | H. | M. | H. | M. | H. | M. | H. | M. | H. | M. |
| Sin especificar | 1.156 | 2.554 | 19 | 86 | 3.831 | 10.904 | 46 | 147 | 78 | 145 | 77 | 108 |
| Abogados..... | — | — | 1 | — | 16 | — | — | — | — | — | — | — |
| Administradores..... | 13 | — | 4 | — | 77 | 3 | 15 | — | 11 | — | 11 | — |
| Agricultores..... | 38 | 2 | 20 | 1 | 75 | 4 | 6 | — | 2 | — | 8 | 1 |
| Agriensores..... | — | 1 | — | — | 1 | — | — | — | 2 | — | — | — |
| Agrónomos..... | — | — | — | — | 4 | — | 1 | — | — | — | — | — |
| Albañiles..... | 27 | — | 6 | — | 168 | — | 1 | — | 5 | — | 2 | — |
| Alarifes..... | 2 | — | — | — | 4 | — | — | — | — | — | — | — |
| Alfareros..... | — | 4 | — | — | 1 | — | — | — | — | — | 1 | — |
| Amasadores..... | — | — | — | — | 2 | — | — | — | — | — | — | — |
| Amasaderos..... | 1 | — | 1 | — | — | — | — | — | — | — | — | — |
| Aparceros..... | — | — | — | — | 3 | 14 | — | — | — | — | — | — |
| Aparadores..... | — | — | — | — | 1 | — | — | — | — | — | — | — |
| Apicultores..... | — | — | — | — | — | — | — | — | — | — | — | — |
| Apilanchadores..... | — | — | — | — | — | 2 | — | — | — | — | — | — |
| Arquitectos..... | — | — | — | — | 4 | — | — | — | — | — | — | — |
| Arrieros..... | 61 | — | 57 | — | 85 | — | 53 | — | 107 | — | 76 | 1 |
| Artistas..... | — | 4 | — | — | 1 | — | — | — | 1 | — | — | — |
| Aserradores..... | — | — | — | — | 2 | — | 11 | — | — | — | — | — |
| Astrónomos..... | — | — | — | — | 1 | — | — | — | — | — | — | — |
| Aurigas..... | — | — | — | — | 1 | — | — | — | — | — | — | — |
| Auxiliares..... | 15 | 4 | 7 | — | 54 | 11 | — | — | 6 | — | 8 | — |
| Aviadores..... | — | — | — | — | 7 | — | — | — | — | — | — | — |
| Avicultores..... | — | — | — | — | 1 | — | — | — | — | — | — | — |
| Barnizadores..... | — | — | — | — | 8 | — | — | — | — | — | — | — |
| Barredores..... | — | — | — | — | 2 | — | — | — | — | — | — | — |
| Barrereros..... | — | — | — | — | 15 | — | — | — | — | — | — | — |
| Bordadoras..... | — | 8 | — | — | — | 7 | — | — | — | — | — | — |
| Busos..... | — | — | — | — | 2 | — | — | — | — | — | — | — |
| Caballerinos..... | — | — | — | — | 8 | — | — | — | — | — | — | — |
| Caldereros..... | 1 | — | — | — | 32 | — | — | — | — | — | — | — |
| Carniceros..... | 8 | — | — | — | 18 | — | — | — | 1 | — | 23 | — |
| Cantineros..... | 2 | — | — | — | 9 | — | — | — | — | — | — | — |
| Carceleros..... | — | — | — | — | 15 | — | — | — | — | — | — | — |
| Cargadores..... | 4 | — | — | — | 12 | — | — | — | — | — | — | — |
| Carabineros..... | 89 | — | 7 | — | 172 | — | — | — | 7 | — | 2 | — |
| Carniceros..... | 35 | — | 1 | — | 79 | — | — | — | 3 | — | — | — |
| Carpinteros..... | 84 | — | 6 | — | 397 | — | 17 | — | 10 | — | 9 | — |
| Carroceros..... | 2 | — | — | — | 8 | — | — | — | — | — | — | — |
| Carreteros..... | 111 | — | 19 | — | 187 | — | 1 | — | 37 | — | 10 | — |
| Carteros..... | — | — | — | — | 1 | — | — | — | — | — | — | — |
| Carrajeros..... | — | — | 1 | — | 1 | — | — | — | 1 | — | — | — |
| Cesteros..... | 2 | — | — | — | 1 | — | 3 | — | — | — | — | — |
| Cigarreros..... | 1 | — | — | — | 1 | — | — | — | — | — | — | — |
| Cinzeladores..... | — | — | — | — | — | — | — | — | — | — | — | — |
| Cobradores..... | 2 | — | — | — | 14 | 2 | — | — | — | — | — | — |
| Cocineros..... | 28 | 46 | 10 | 8 | 101 | 175 | 18 | 6 | 18 | 10 | 14 | 14 |
| Colchoneros..... | 1 | 6 | — | — | 7 | — | — | — | — | — | — | — |
| Comisionistas..... | 6 | — | — | — | 35 | 2 | — | — | — | — | — | — |
| Concretos..... | — | — | — | — | 1 | — | — | — | — | — | — | — |
| Confiteros..... | 7 | — | — | — | — | — | — | — | — | — | — | — |
| Conscriptos..... | 73 | — | 2 | — | 119 | — | — | — | 2 | — | — | — |
| Constructores..... | — | — | — | — | 46 | — | 1 | — | — | — | 5 | — |
| Contadores..... | 14 | — | 7 | — | 121 | 8 | 2 | — | 8 | — | 3 | — |
| Cortadores..... | 2 | — | — | — | 13 | — | — | — | — | — | — | — |
| Corredores comercio..... | 1 | — | — | — | 1 | — | — | — | — | — | — | — |
| Costureras..... | — | 62 | — | 2 | — | 266 | — | — | — | — | — | — |
| Comerciantes..... | 109 | 34 | 8 | — | 488 | 136 | 2 | 4 | — | 1 | 7 | — |
| Cuidadores..... | 6 | 3 | — | — | 16 | — | 1 | — | — | — | — | — |
| Curtidores..... | 1 | — | — | — | 2 | — | — | — | — | — | — | — |
| Choferos..... | 44 | — | 4 | — | 304 | — | 6 | — | 7 | — | 6 | — |
| Dactilógrafos..... | — | — | — | — | 6 | 6 | — | — | — | — | — | — |
| Decoradores..... | — | — | — | — | 1 | — | — | — | — | — | — | — |
| Deportistas..... | 2 | — | — | — | 3 | — | — | — | — | — | — | — |
| Dentistas..... | — | — | — | — | 17 | 1 | — | — | — | — | — | — |
| Desolladores..... | — | — | — | — | 1 | — | — | — | — | — | — | — |
| Desocupados..... | 47 | 5 | 4 | — | 266 | 32 | 2 | — | 32 | — | 12 | — |
| Detectives..... | 1 | — | — | — | 2 | — | — | — | — | — | — | — |
| Dibujantes..... | — | — | — | — | 2 | — | — | — | — | — | — | — |
| Domésticos..... | 6 | 123 | — | 4 | 15 | 648 | — | 12 | — | 16 | — | 10 |
| Donkeros..... | — | — | — | — | 4 | — | — | — | — | — | — | — |
| Duradores..... | — | — | — | — | 1 | — | — | — | — | — | — | — |
| Ebanistas..... | — | — | — | — | 2 | — | — | — | — | — | — | — |
| Electricistas..... | 2 | — | — | — | 55 | — | 3 | — | 1 | — | — | — |
| Embaladores..... | — | — | — | — | 1 | — | — | — | — | — | — | — |
| Embotelladores..... | — | — | — | — | 1 | — | — | — | — | — | — | — |
| Empalladores..... | — | — | — | — | — | 2 | — | — | — | — | — | — |
| Empaquetadores..... | — | — | — | — | 4 | 1 | — | — | — | — | — | — |

| OCUPACIONES | NATALES | | CERRO CASTILLO | | MAGALLANES | | RÍO VERDE | | SAN GREGORIO | | RÍO CHICO | |
|--------------------------|---------|-----|----------------|----|------------|-------|-----------|----|--------------|----|-----------|----|
| | H. | M. | H. | M. | H. | M. | H. | M. | H. | M. | H. | M. |
| Encuadernadores | — | — | — | — | 3 | — | — | — | — | — | — | — |
| Encuadernadores | — | — | — | — | 4 | — | — | — | — | — | — | — |
| Enfermeros | — | 7 | — | — | 11 | 37 | — | — | — | — | — | — |
| Enfierradores | — | — | — | — | 1 | — | — | — | — | — | — | — |
| Engrasadores | 2 | — | — | — | — | — | — | — | — | — | — | — |
| Enrioladores | — | — | 1 | — | 1 | — | — | — | — | — | — | — |
| Escribientes | 1 | — | 1 | — | 32 | 2 | — | — | — | — | — | — |
| Escritores | — | — | — | — | 1 | — | — | — | — | — | — | — |
| Estadísticos | 1 | — | — | — | 2 | 1 | — | — | — | — | — | — |
| Estibadores | 1 | — | — | — | — | — | — | — | — | — | — | — |
| Estudadores | 2 | — | — | — | 14 | — | — | — | — | — | — | — |
| Estudiantes | 606 | 646 | 33 | 25 | 2.781 | 2.793 | 12 | 26 | 13 | 30 | 8 | 10 |
| Farmacéuticos | — | 2 | 1 | — | 7 | 4 | — | — | — | — | — | — |
| Plateros | 1 | — | 1 | — | 3 | — | — | — | — | — | — | — |
| Floristas | — | — | — | — | 2 | 1 | — | — | — | — | — | — |
| Fogoneros | 17 | — | 1 | — | 137 | — | 6 | — | 3 | — | 1 | — |
| Fotografadores | — | — | — | — | 2 | — | — | — | — | — | — | — |
| Potógrafos | 1 | — | — | — | 15 | 1 | 1 | — | — | — | — | — |
| Fundidores | — | — | — | — | 5 | — | — | — | — | — | — | — |
| Ganaderos | — | — | — | — | 249 | — | 5 | — | — | — | — | — |
| Gasfiteros | 2 | — | — | — | 13 | — | — | — | 2 | — | — | — |
| Herreros | 9 | — | 1 | — | 33 | — | 1 | — | 5 | — | 2 | — |
| Hilanderos | — | 1 | — | — | 5 | 4 | — | — | — | — | — | — |
| Hojalateros | 6 | — | — | — | 59 | — | 2 | — | 2 | — | — | — |
| Hortelanos | 3 | — | — | — | 3 | — | — | — | — | — | — | — |
| Hoteleros | 4 | 2 | — | — | 12 | 8 | 1 | — | 1 | — | 2 | — |
| Impresores | — | — | 3 | — | 1 | — | — | — | — | — | — | — |
| Industriales | 17 | — | 2 | — | 70 | 3 | 3 | — | — | — | 1 | — |
| Ingenieros | — | — | — | — | 76 | — | — | — | 2 | — | — | — |
| Inspectores | 8 | — | — | — | 23 | 2 | — | — | — | — | 1 | — |
| Jarcieros | — | — | 1 | — | 2 | — | — | — | — | — | — | — |
| Jardineros | 8 | — | 3 | — | 65 | — | — | — | 4 | — | — | — |
| Jinetes | — | — | — | — | 26 | — | — | — | — | — | — | — |
| Jornaleros | 692 | 30 | 260 | 2 | 2.199 | 73 | 286 | 1 | 409 | 2 | 303 | 1 |
| Layeros | — | — | — | — | 4 | — | — | — | — | — | — | — |
| Lubricados | 10 | 1 | — | — | 86 | 7 | — | — | 1 | — | — | — |
| Luceas | — | — | — | — | 1 | — | — | — | — | — | — | — |
| Ladrilleros | 2 | — | — | — | 19 | — | — | — | 1 | — | — | — |
| Lavanderos | — | 47 | — | 1 | 1 | 168 | — | — | — | 1 | — | 1 |
| Lecheros | 8 | — | 1 | — | 43 | 3 | — | — | 4 | — | — | — |
| Leñadores | 46 | — | — | — | 185 | — | 4 | — | 3 | — | 3 | — |
| Libreros | — | — | — | — | 3 | — | — | — | — | — | — | — |
| Litotipistas | 5 | — | — | — | 11 | — | — | — | — | — | — | — |
| Lustrabotas | — | — | — | — | 2 | — | — | — | — | — | — | — |
| Llaveros | 1 | — | — | — | — | 2 | — | — | — | — | — | — |
| Manicuristas | — | — | — | — | — | 2 | — | — | — | — | — | — |
| Maquinistas | 1 | — | — | — | 29 | — | — | — | 1 | — | — | — |
| Marinos | 44 | — | 9 | — | 672 | — | 7 | — | 1 | — | — | — |
| Mastroquinosos | — | — | — | — | 2 | — | 4 | — | — | — | — | — |
| Martilleros | — | — | — | — | 1 | — | — | — | — | — | — | — |
| Masajistas | — | — | — | — | — | 3 | — | — | — | — | — | — |
| Matarifes | 3 | — | — | — | 2 | — | — | — | — | — | — | — |
| Matronas | — | 1 | — | — | — | 9 | — | — | — | — | — | — |
| Mayordomos | 2 | 12 | 10 | — | 28 | 2 | — | — | 1 | — | 4 | — |
| Mecánicos | 44 | — | — | — | 310 | — | 7 | — | 9 | — | 6 | — |
| Mecánicos dentales | 1 | — | — | — | 3 | — | — | — | — | — | — | — |
| Mecanógrafos | — | — | — | — | 1 | — | — | — | — | — | — | — |
| Médicos | 3 | — | — | — | 14 | 10 | — | — | 1 | — | — | — |
| Mendigos | — | — | — | — | 2 | 2 | — | — | — | — | — | — |
| Mensajeros | — | — | — | — | 6 | — | — | — | — | — | — | — |
| Meretrices | — | — | — | — | — | 107 | — | — | — | — | — | — |
| Militares | 36 | — | 1 | — | 268 | — | — | — | 1 | — | — | — |
| Mineros | 22 | — | 1 | — | 194 | — | 105 | — | 18 | — | — | — |
| Modistas | — | 44 | — | 1 | — | 243 | — | — | — | — | — | — |
| Molineros | — | — | — | — | 3 | — | — | — | 1 | — | — | — |
| Motoristas | 1 | — | — | — | 4 | — | — | — | — | — | — | — |

| OCUPACIONES | NATALES | | CERRO CASTILLO | | MAGALLANES | | RÍO VERDE | | SAN GREGORIO | | RÍO CHICO | |
|--------------------------------|---------|-------|----------------|-----|------------|--------|-----------|-----|--------------|-----|-----------|-----|
| | H. | M. | H. | M. | H. | M. | H. | M. | H. | M. | H. | M. |
| Monos | 23 | — | 5 | — | 181 | — | 5 | — | 27 | — | 4 | — |
| Mueblistas | 6 | — | — | — | 76 | — | — | — | — | — | — | — |
| Músicos | 7 | — | — | — | 18 | — | — | — | — | — | — | — |
| Niñeras | — | 7 | — | — | — | 36 | — | — | — | 2 | — | 1 |
| Niveladores | — | — | — | — | — | — | — | — | — | — | 2 | — |
| Notarios | — | — | — | — | 2 | — | — | — | — | — | — | — |
| Oficinistas | 66 | 8 | 4 | 1 | 799 | 113 | 4 | 1 | 3 | — | 2 | — |
| Operadores | 1 | — | — | — | 5 | — | — | — | — | — | — | — |
| Ordeñadores | — | — | — | — | 22 | — | — | — | — | — | — | — |
| Panaderos | 11 | — | 5 | — | 53 | 2 | 1 | — | 4 | — | 1 | — |
| Panificadores | — | — | 1 | — | — | — | — | — | — | — | — | — |
| Pasteleros | 1 | — | — | — | 13 | 3 | — | — | — | — | — | — |
| Paleteros | 1 | — | — | — | 3 | — | — | — | — | — | — | — |
| Pedricos | — | 1 | — | — | 1 | — | — | — | — | — | — | — |
| Pelqueros | 8 | 5 | 2 | — | 50 | 24 | — | — | — | — | — | — |
| Periodistas | 1 | — | — | — | 15 | — | — | — | — | — | — | — |
| Pescadores | 16 | — | 1 | — | 23 | — | — | — | — | — | — | — |
| Pintores | 11 | — | 3 | — | 99 | — | — | — | — | — | — | — |
| Picadores de leña | — | — | — | — | 1 | — | — | — | — | — | — | — |
| Plateros | — | — | — | — | 1 | — | — | — | — | — | — | — |
| Porteros | 7 | — | — | — | 25 | 2 | — | — | — | — | — | — |
| Practicantes | 3 | — | 1 | — | 30 | 3 | — | — | — | — | — | — |
| Prensistas | 2 | — | — | — | 1 | — | — | — | — | — | — | — |
| Preparadores de caballos | — | — | — | — | 5 | — | — | — | — | — | — | — |
| Profesores | 16 | 13 | 1 | — | 88 | 115 | — | — | 1 | — | — | — |
| Químicos | — | 1 | — | — | 1 | 1 | — | — | — | — | — | — |
| Radiotelegrafistas | 1 | 1 | — | — | 13 | 1 | — | — | — | — | — | — |
| Recaudadores | — | — | — | — | 3 | 1 | — | — | — | — | — | — |
| Relojeros | 3 | — | — | — | 12 | — | — | — | — | — | — | — |
| Religiosos | 1 | — | — | — | 3 | 12 | — | — | — | — | — | — |
| Repartidores | 2 | — | 1 | — | 77 | 1 | — | — | — | — | — | — |
| Rentistas | 1 | — | — | — | 64 | 66 | — | — | — | — | 1 | — |
| Reos | — | — | — | — | 12 | — | — | — | — | — | — | — |
| Ripiadores | — | — | — | — | 22 | 3 | — | — | — | — | — | — |
| Sacerdotes | — | — | — | — | 3 | — | — | — | — | — | — | — |
| Sastres | 18 | 6 | — | — | 91 | 25 | — | — | — | — | — | — |
| Sepultureros | — | — | — | — | 2 | — | — | — | — | — | — | — |
| Soldadores | — | — | — | — | 2 | — | — | — | — | — | — | — |
| Sombrereros | 2 | — | — | — | 6 | 8 | — | — | — | — | — | — |
| Suplementeros | — | — | — | — | 8 | 1 | — | — | — | — | — | — |
| Serenos | 4 | — | — | — | 29 | — | 1 | — | 2 | — | — | — |
| Talabarteros | 2 | — | — | — | 11 | — | — | — | — | — | — | — |
| Tapiceros | — | — | — | — | 14 | — | — | — | — | — | — | — |
| Técnicos | 5 | — | 1 | — | 11 | — | — | — | 2 | — | — | — |
| Tejedores | — | 7 | — | — | 5 | 6 | — | — | — | — | — | — |
| Tenedores de libros | 1 | — | — | — | 3 | — | — | — | 1 | — | — | — |
| Telefonistas | 1 | 3 | — | 1 | 4 | 13 | — | — | — | — | 1 | — |
| Telegrafistas | 2 | — | — | — | 32 | 15 | — | — | 1 | — | — | — |
| Tintoreros | — | — | — | — | 1 | — | — | — | — | — | — | — |
| Tipógrafos | 15 | — | — | — | 22 | — | — | — | — | — | — | — |
| Toneleros | 7 | — | — | — | 15 | — | — | — | — | — | — | — |
| Topógrafos | — | — | — | — | 1 | — | — | — | — | — | — | — |
| Torneros | — | — | — | — | 3 | — | — | — | — | — | — | — |
| Turistas | — | — | — | — | 2 | — | — | — | — | — | — | — |
| Vaciadores | — | — | — | — | 1 | — | — | — | — | — | — | — |
| Vendedores | 13 | 3 | 1 | — | 83 | 13 | — | — | — | — | — | — |
| Veterinarios | 1 | — | — | — | 2 | — | — | — | — | — | — | — |
| Vinicultores | — | — | — | — | 1 | — | — | — | — | — | — | — |
| Viajeros | — | — | — | — | 1 | — | — | — | — | — | — | — |
| Visitadoras sociales | — | 2 | — | — | — | 3 | — | 1 | — | — | — | — |
| Vulcanizadores | — | — | — | — | 4 | — | — | — | — | — | — | — |
| Zapateros | 34 | — | 1 | — | 162 | 5 | — | — | 1 | — | — | — |
| Totales | 3.903 | 3.602 | 538 | 131 | 16.932 | 16.202 | 642 | 194 | 868 | 207 | 624 | 150 |

| OCUPACIONES | PORVENIR | | PRIMAVERA | | BAHÍA INÚTIL | | NAVARINO | | PROVINCIA DE MAGALLANES | | |
|---------------------------|----------|-----|-----------|----|--------------|-----|----------|----|-------------------------|---------|--------|
| | H. | M. | H. | M. | H. | M. | H. | M. | Hombres | Mujeres | Total |
| | | | | | | | | | | | |
| Sin especificar | 366 | 739 | 32 | 51 | 98 | 155 | 39 | 66 | 5.741 | 14.954 | 20.695 |
| Abogados | | | | | | | | | 17 | | 17 |
| Administradores | 21 | | 22 | | 6 | | | | 180 | 3 | 183 |
| Agricultores | 29 | | 7 | | 1 | | 3 | | 189 | 8 | 197 |
| Agrienseros | 1 | | 1 | | | | | | 6 | 1 | 7 |
| Agrónomos | 1 | | | | | | | | 6 | | 6 |
| Albañiles | 4 | | 3 | | 2 | | | | 217 | | 217 |
| Alcaldes | | | | | | | | | 6 | | 6 |
| Alfareros | | | | | | | | | 1 | 4 | 5 |
| Amasadores | | | | | | | | | 1 | | 1 |
| Amaseros | | | | | | | | | 2 | | 2 |
| Aparceros | | | | | | | | | 3 | | 3 |
| Arparadores | | | | | | | | | 3 | 14 | 17 |
| Arpicultores | | | | | | | | | 1 | | 1 |
| Arpichadores | | | | | | | | | 1 | | 1 |
| Arquitectos | | | | | | | | | 4 | 2 | 6 |
| Arrieros | 57 | 1 | 52 | | 80 | | 25 | | 653 | 2 | 655 |
| Artistas | | | | | | | | | 2 | 5 | 7 |
| Aserradores | | | | | | | | | 13 | | 13 |
| Astrónomos | | | | | | | | | 1 | | 1 |
| Aurigas | | | | | | | | | 2 | | 2 |
| Auxiliares | 2 | | | | | | | | 92 | 15 | 107 |
| Aviadores | | | | | | | | | 1 | | 1 |
| Avicultores | | | | | | | | | 1 | | 1 |
| Barnisadores | | | | | | | | | 8 | | 8 |
| Barredores | | | | | | | | | 2 | | 2 |
| Barreteros | | | | | | | | | 15 | | 15 |
| Bordadoras | | | | | | | | | | 12 | 12 |
| Buxos | | | | | 1 | | | | 3 | | 3 |
| Caballerizos | | | | | | | | | 8 | | 8 |
| Caldereros | | | | | | | | | 33 | | 33 |
| Camineros | 1 | | | | | | | | 51 | | 51 |
| Cantineros | 1 | | | | | | | | 12 | | 12 |
| Carceleros | | | | | | | | | 15 | | 15 |
| Cargadores | 5 | | | | | | | | 21 | | 21 |
| Cavabineros | 37 | | | | 13 | | 3 | | 330 | | 330 |
| Carniceros | 2 | | | | 6 | | | | 129 | | 129 |
| Carpinteros | 18 | | 28 | | 20 | | 3 | | 592 | | 592 |
| Carroceros | | | | | | | | | 10 | | 10 |
| Carreteros | 6 | | 3 | | 60 | | | | 433 | | 433 |
| Carteros | | | | | | | | | 1 | | 1 |
| Cerrajeros | | | 1 | | | | | | 4 | | 4 |
| Ceseros | | | 1 | | | | | | 4 | 3 | 7 |
| Cigarreros | | | | | | | | | 1 | 1 | 2 |
| Cinzeladores | | | | | | | | | 2 | | 2 |
| Cobradores | | | | | | | | | 16 | 2 | 18 |
| Cocineros | 19 | 7 | 12 | 4 | 19 | 5 | 1 | 1 | 240 | 275 | 515 |
| Colchoneros | | | | | | | | | 6 | 6 | 12 |
| Comisionistas | 1 | | | | | | | | 42 | 2 | 44 |
| Concreteros | | | | | | | | | 1 | | 1 |
| Confiteros | | | 1 | | | | | | 7 | | 7 |
| Conscriptos | | | | | 1 | | | | 197 | | 197 |
| Constructores | 3 | | 1 | | | | | | 55 | | 55 |
| Contadores | 4 | | 1 | | 5 | | | | 165 | 5 | 170 |
| Cortadores | | | | | | | | | 15 | | 15 |
| Corredores comercio | | | | | | | | | 2 | | 2 |
| Costureras | | 1 | | | | | | | | 331 | 331 |
| Comerciantes | 31 | 4 | 5 | | 4 | | | | 655 | 175 | 830 |
| Cuidadores | | | | | | | | | 23 | 9 | 32 |
| Curtidores | | | | | | | | | 3 | | 3 |
| Choferes | 33 | | 5 | | 3 | | | | 411 | | 411 |
| Dactilógrafos | | | | | | | | | 6 | 6 | 12 |
| Decoradores | | | | | | | | | 1 | | 1 |
| Deportistas | | | | | | | | | 5 | | 5 |
| Dentistas | 1 | | 1 | | 1 | | | | 20 | 1 | 21 |
| Desolladores | | | | | | | | | 1 | | 1 |
| Desocupados | 2 | | 12 | | 63 | | 2 | | 440 | 59 | 479 |
| Detectives | | | | | | | | | 10 | | 10 |
| Dibujantes | | | | | | | | | 2 | | 2 |
| Domésticos | 5 | 20 | | 4 | | 6 | 2 | | 26 | 843 | 869 |
| Dunkeros | | | | | | | | | 4 | | 4 |
| Duradores | | | | | | | | | 1 | | 1 |
| Ebanistas | | | | | | | | | 2 | | 2 |
| Electricistas | | | 1 | | 1 | | | | 63 | | 63 |
| Embaladores | | | | | | | | | 1 | | 1 |
| Embotelladores | | | | | | | | | 1 | | 1 |
| Empalladores | | | | | | | | | | 2 | 2 |
| Empaquetadores | | | | | | | | | 4 | 1 | 5 |

| OCUPACIONES | FORVENTE | | PRIMAVERA | | BAHÍA INÚTIL | | MAVARINO | | PROVINCIA DE MAGALLANES | | |
|--------------------------|----------|-----|-----------|----|--------------|----|----------|----|-------------------------|---------|-------|
| | H. | M. | H. | M. | H. | M. | H. | M. | Hombres | Mujeres | Total |
| Encuadernadores | | | | | | | | | 3 | | 3 |
| Escuadernadores | | | | | | | | | 4 | | 4 |
| Enfermeros | | | | | | | | | 11 | 44 | 55 |
| Enfriadores | | | | | | | | | 1 | | 1 |
| Engrasadores | | | | | | | | | 2 | | 2 |
| Enrioladores | | | | | | | | | 2 | | 2 |
| Escritoristas | | | | | 1 | | | | 35 | 2 | 37 |
| Escritores | | | | | | | | | 1 | | 1 |
| Estadísticos | | | | | | | | | 3 | 1 | 4 |
| Estibadores | | | | | | | | | 1 | | 1 |
| Estucadores | | | | | | | | | 16 | | 16 |
| Estudiantes | 139 | 139 | 5 | 8 | 13 | 25 | 7 | 6 | 3.617 | 5.608 | 7.225 |
| Farmacéuticos | 1 | | | | | | | | 9 | 6 | 15 |
| Fleteros | 1 | | | | | | | | 6 | | 6 |
| Floristas | | | | | | | | | 2 | 1 | 3 |
| Fogoneros | 5 | | | | 3 | | | | 173 | | 173 |
| Fotografadores | | | | | | | | | 2 | | 2 |
| Fotógrafos | 2 | | | | | | | | 19 | 1 | 20 |
| Fundidores | | | | | | | | | 5 | | 5 |
| Ganaderos | 1 | | 6 | | | | 1 | | 262 | | 262 |
| Gasfiteros | 1 | | 1 | | | | | | 19 | | 19 |
| Herreros | 4 | | 1 | | 4 | | | | 58 | | 58 |
| Hilanderos | | | | | | | | | 5 | 5 | 10 |
| Hojalateros | 1 | | | | | | | | 70 | | 70 |
| Hortelanos | | | | | | | | | 6 | | 6 |
| Hoteleseros | 6 | 5 | | | 1 | | | | 27 | 15 | 42 |
| Impresores | | | | | | | | | 4 | | 4 |
| Industriales | 5 | | 1 | | | | 2 | | 101 | 3 | 104 |
| Ingenieros | 2 | | | | | | | | 80 | | 80 |
| Inspectores | 2 | | | | 1 | | | | 32 | 2 | 34 |
| Jarcieros | | | | | 2 | | | | 5 | | 5 |
| Jardineros | 2 | | | | | | | | 82 | | 82 |
| Jinetes | | | | | | | | | 26 | | 26 |
| Jornaleros | 333 | 5 | 262 | | 452 | 1 | 30 | 1 | 5.225 | 116 | 5.341 |
| Joyeros | | | | | | | | | 4 | | 4 |
| Ubilados | 1 | | | | | | | | 98 | 8 | 106 |
| Jueces | | | | | | | | | 1 | | 1 |
| Ladrilleros | 4 | | | | | | | | 26 | | 26 |
| Lavanderos | | 5 | | | | | | | 1 | 223 | 226 |
| Lecheros | | | 1 | | 5 | | 2 | | 64 | 3 | 67 |
| Leñadores | 1 | | | | | | | | 241 | | 241 |
| Libreros | | | | | | | | | 3 | | 3 |
| Línotipistas | 1 | | | | | | | | 17 | | 17 |
| Lustrabotas | | | | | | | | | 2 | | 2 |
| Llaveros | | | | | | | | | 1 | 2 | 3 |
| Manicuradas | | | | | | | | | | 2 | 2 |
| Maquinistas | 2 | | 1 | | 17 | | | | 58 | | 58 |
| Marinos | 22 | | 2 | | 22 | | 6 | | 782 | | 782 |
| Marroquineros | | | | | | | | | 2 | | 2 |
| Marilleros | | | | | | | | | 1 | | 1 |
| Masajistas | | | | | | | | | | 3 | 3 |
| Matarifes | 1 | | | | | | | | 6 | | 6 |
| Matronas | | 1 | | | | | | | | 11 | 11 |
| Mayordomos | 2 | | 1 | | 5 | | 1 | | 54 | 15 | 69 |
| Mecánicos | 17 | | 2 | | 5 | | | | 399 | | 399 |
| Mecánicos dentales | | | | | | | | | 4 | 3 | 7 |
| Mecanógrafos | | | | | | | | | 1 | | 1 |
| Médicos | 1 | | | | | | | | 19 | 10 | 29 |
| Mendigos | | | | | | | | | 2 | 2 | 4 |
| Mensajeros | | | | | 1 | | | | 7 | | 7 |
| Mesericos | | 15 | | | | | | | | 122 | 122 |
| Militares | | | | | | | | | 305 | | 305 |
| Misioneros | 539 | | 2 | | 1 | | 17 | | 899 | | 899 |
| Modistas | | 7 | | | | | | | | 296 | 296 |
| Molineros | | | | | | | | | 4 | | 4 |
| Motoristas | | | | | | | | | 5 | | 5 |

| OCUPACIONES | PORVENIR | | PRIMAVERA | | BAHÍA INÚTIL | | NAVARINO | | PROVINCIA DE MAGALLANES | | |
|--------------------------------|----------|-----|-----------|----|--------------|-----|----------|----|-------------------------|---------|--------|
| | H. | M. | H. | M. | H. | M. | H. | M. | Hombres | Mujeres | Total |
| Mozos | 4 | — | 6 | — | 30 | — | — | — | 285 | — | 285 |
| Mueblistas | 2 | — | 1 | — | — | — | — | — | 84 | — | 84 |
| Músicos | 12 | — | — | — | — | — | — | — | 37 | — | 37 |
| Niñeras | — | 2 | — | — | — | — | — | — | — | 48 | 48 |
| Niveladores | — | — | — | — | — | — | — | — | 2 | — | 2 |
| Notarios | — | — | — | — | — | — | — | — | 2 | — | 2 |
| Oficinistas | 41 | 1 | 7 | — | 25 | — | 2 | — | 952 | 124 | 1.076 |
| Operadores | — | — | — | — | — | — | — | — | 6 | — | 6 |
| Ordeñadores | — | — | — | — | — | — | — | — | 22 | — | 22 |
| Panaderos | 1 | — | 2 | — | 6 | — | — | — | 84 | 2 | 86 |
| Panteoneros | — | — | — | — | — | — | — | — | 1 | — | 1 |
| Pasteleros | — | — | — | — | — | — | — | — | 14 | 3 | 17 |
| Peleteros | — | — | — | — | — | — | — | — | 4 | 7 | 11 |
| Peduceros | — | — | — | — | — | — | — | — | 1 | 1 | 2 |
| Peluceros | 2 | 1 | — | — | — | — | — | — | 62 | 30 | 92 |
| Periodistas | — | — | — | — | — | — | — | — | 16 | — | 16 |
| Pescadores | 23 | — | 1 | — | 1 | — | 5 | — | 80 | — | 80 |
| Pintores | 1 | — | 1 | — | 2 | — | — | — | 118 | — | 118 |
| Picadores de leña | — | — | 1 | — | — | — | — | — | 2 | — | 2 |
| Plateros | — | — | — | — | — | — | — | — | 1 | — | 1 |
| Porteros | 1 | — | — | — | — | — | — | — | 33 | 2 | 35 |
| Practicantes | 2 | — | 2 | — | 2 | — | — | — | 40 | 3 | 43 |
| Prentistas | — | — | — | — | — | — | — | — | 3 | — | 3 |
| Preparadores de caballos | — | — | — | — | — | — | — | — | 5 | — | 5 |
| Profesores | 3 | 6 | — | — | — | — | — | — | 106 | 134 | 242 |
| Químicos | — | — | — | — | — | — | — | — | 1 | 2 | 3 |
| Radiotelegrafistas | — | — | — | — | 2 | — | 3 | — | 19 | 2 | 21 |
| Recaudadores | — | — | — | — | — | — | — | — | 3 | 1 | 4 |
| Relojeros | — | — | — | — | — | — | — | — | 15 | — | 15 |
| Religiosos | — | — | — | — | — | — | — | — | 4 | 12 | 16 |
| Repartidores | 3 | — | — | — | — | — | — | — | 83 | 1 | 84 |
| Rentistas | 6 | 1 | — | — | — | — | — | — | 62 | 68 | 130 |
| Reos | — | — | — | — | — | — | — | — | 12 | — | 12 |
| Ripiadores | 1 | — | — | — | — | — | — | — | 23 | 3 | 26 |
| Sacerdotes | 1 | — | — | — | — | — | — | — | 4 | — | 4 |
| Sastres | 6 | 3 | — | — | — | — | — | — | 114 | 34 | 148 |
| Sepultureros | — | — | — | — | — | — | — | — | 2 | — | 2 |
| Soldadores | — | — | — | — | — | — | — | — | 8 | 8 | 16 |
| Sombrereros | — | — | — | — | — | — | — | — | 8 | 1 | 9 |
| Suplementeros | — | — | — | — | — | — | — | — | 8 | — | 8 |
| Serenos | — | — | — | — | 2 | — | — | — | 38 | — | 38 |
| Talabarteros | 2 | — | — | — | — | — | — | — | 15 | — | 15 |
| Tapiceros | — | — | — | — | — | — | — | — | 14 | — | 14 |
| Técnicos | — | — | 1 | — | 1 | — | — | 1 | 21 | 1 | 22 |
| Tejedores | — | — | — | — | — | — | — | — | 5 | 12 | 17 |
| Tenedores de libros | — | — | — | — | — | — | — | — | 5 | — | 5 |
| Telefonistas | 1 | 2 | — | — | — | — | — | — | 7 | 20 | 27 |
| Telegrafistas | — | — | — | — | 1 | — | — | — | 35 | 14 | 49 |
| Tintoreros | — | — | — | — | — | — | — | — | 1 | 1 | 2 |
| Tipógrafos | 3 | — | 1 | — | — | — | — | — | 41 | — | 41 |
| Toncleros | — | — | — | — | — | — | — | — | 23 | — | 23 |
| Topógrafos | 1 | — | 1 | — | — | — | — | — | 3 | — | 3 |
| Torneros | — | — | — | — | — | — | — | — | 8 | — | 8 |
| Turistas | — | — | — | — | — | — | — | — | 2 | 2 | 4 |
| Vaciadores | — | — | — | — | — | — | — | — | 1 | — | 1 |
| Vandadores | 3 | 1 | — | — | — | — | — | — | 100 | 17 | 117 |
| Veterinarios | — | — | — | — | — | — | — | — | 3 | — | 3 |
| Viticultores | — | — | — | — | — | — | — | — | 1 | — | 1 |
| Viticultores | — | — | — | — | — | — | — | — | 1 | — | 1 |
| Visitadoras sociales | — | 2 | — | — | — | — | — | — | — | 8 | 8 |
| Vulcanizadores | — | — | — | — | — | — | — | — | 4 | — | 4 |
| Zapateros | 12 | — | — | — | — | — | — | — | 200 | 5 | 205 |
| Totales | 1.875 | 969 | 498 | 68 | 989 | 196 | 150 | 75 | 27.019 | 21.794 | 48.813 |

REDUCCIONES INDIGENAS

| REDUCCION | N.º de viviendas | HABITANTES | | Total | REDUCCION | N.º de viviendas | HABITANTES | | Total |
|----------------------------------|------------------|--------------|--------------|--------------|-------------------------------|------------------|------------|------------|--------------|
| | | Hombres | Mujeres | | | | Hombres | Mujeres | |
| Cayucupil..... | 43 | 65 | 64 | 129 | Arquenco..... | 5 | 15 | 11 | 26 |
| Pelco..... | 6 | 22 | 19 | 41 | Cayupi..... | 14 | 44 | 45 | 89 |
| Rucafirri..... | 8 | 30 | 24 | 54 | Guadaba..... | 14 | 32 | 40 | 72 |
| Lencan..... | 5 | 17 | 17 | 34 | Loncomil..... | 15 | 46 | 43 | 89 |
| Panqueco..... | 7 | 26 | 21 | 47 | Manquian..... | 3 | 5 | 8 | 13 |
| Comuna Cañete..... | 69 | 160 | 145 | 305 | Nahuelbe..... | 12 | 47 | 41 | 88 |
| Coliman..... | 25 | 43 | 55 | 98 | Patirro..... | 4 | 12 | 18 | 30 |
| Ilicura..... | 23 | 53 | 49 | 102 | Pintra..... | 13 | 46 | 36 | 82 |
| Liviqueo..... | 9 | 24 | 18 | 42 | Pivodenco..... | 17 | 51 | 46 | 97 |
| Provoque..... | 12 | 34 | 27 | 61 | Queuque..... | 9 | 30 | 21 | 51 |
| Batros Los..... | 29 | 88 | 97 | 185 | Romolhuco..... | 8 | 22 | 34 | 56 |
| Collico..... | 8 | 22 | 27 | 49 | Mininco..... | 7 | 11 | 14 | 25 |
| Curamilahue..... | 7 | 16 | 24 | 40 | Trabulemu..... | 23 | 68 | 63 | 131 |
| Huentecolin..... | 48 | 148 | 137 | 285 | Antileo..... | 5 | 13 | 11 | 24 |
| Lanahue..... | 4 | 21 | 20 | 41 | Huetraslehue..... | 1 | 1 | 2 | 3 |
| Paicavi..... | 10 | 45 | 41 | 86 | Llanquinao..... | 6 | 20 | 17 | 37 |
| Pocuno..... | 40 | 136 | 117 | 253 | Sauce Huacho..... | 5 | 19 | 17 | 36 |
| Puñil..... | 14 | 52 | 45 | 97 | Choque-Choque..... | 11 | 35 | 33 | 68 |
| Antiquina..... | 44 | 189 | 173 | 362 | Guindo El..... | 6 | 26 | 24 | 50 |
| Lleu-Lleu..... | 24 | 79 | 79 | 158 | Caracoles..... | 8 | 31 | 24 | 55 |
| Choque..... | 15 | 79 | 87 | 166 | Chehuan Toledo..... | 9 | 33 | 33 | 66 |
| Malo El..... | 25 | 131 | 122 | 253 | Guindo Grande..... | 2 | 6 | 9 | 15 |
| Ranquihue..... | 28 | 105 | 103 | 208 | Huentemán..... | 1 | 4 | 6 | 10 |
| Calcuma..... | 8 | 31 | 29 | 60 | Trihuelemu..... | 12 | 35 | 42 | 77 |
| Ponotro..... | 15 | 42 | 40 | 82 | Comuna Los Sauces..... | 210 | 652 | 638 | 1.290 |
| Comuna Contulmo..... | 388 | 1.338 | 1.290 | 2.628 | Blanco Mahuida..... | 23 | 68 | 67 | 135 |
| PROVINCIA ARAUCO..... | 457 | 1.498 | 1.435 | 2.933 | Limpeo..... | 20 | 70 | 67 | 137 |
| Callaqui..... | 25 | 89 | 73 | 162 | Quilaco..... | 1 | 3 | 1 | 4 |
| Cañicú..... | 46 | 77 | 105 | 182 | Requen..... | 56 | 176 | 167 | 343 |
| Lepoy..... | 25 | 75 | 82 | 157 | Avellano El..... | 34 | 87 | 85 | 172 |
| Malla..... | 36 | 126 | 120 | 246 | Huapitrio..... | 40 | 128 | 135 | 263 |
| Palmucho..... | 4 | 8 | 10 | 18 | Maica..... | 51 | 104 | 120 | 224 |
| Pitril..... | 18 | 67 | 68 | 135 | Quilquihueno..... | 24 | 62 | 69 | 131 |
| Quepuca..... | 22 | 65 | 62 | 127 | Caillin..... | 25 | 67 | 72 | 139 |
| Queuco..... | 3 | 5 | 4 | 9 | Comuna Collipulli..... | 274 | 765 | 783 | 1.548 |
| Ralco..... | 15 | 42 | 58 | 100 | Ancapi..... | 33 | 101 | 119 | 220 |
| Trapa-Trapa..... | 44 | 100 | 123 | 223 | Estefanía..... | 13 | 37 | 40 | 77 |
| Notros Los..... | 1 | 7 | — | 7 | Guañaco-Millao..... | 48 | 139 | 138 | 277 |
| Comuna Santa Bárbara..... | 239 | 661 | 705 | 1.366 | Pichelin..... | 25 | 90 | 92 | 182 |
| Santo Domingo..... | 13 | 35 | 50 | 85 | Pitriqueo..... | 15 | 43 | 50 | 93 |
| Comuna Mulchén..... | 13 | 35 | 50 | 85 | Cañuta..... | 8 | 29 | 26 | 55 |
| PROVINCIA BIOBIO..... | 252 | 696 | 755 | 1.451 | Lican..... | 2 | 8 | 6 | 14 |
| Pellomeno..... | 1 | 8 | 2 | 10 | Pañimao..... | 13 | 72 | 61 | 133 |
| Butaco..... | 10 | 37 | 36 | 73 | Queipul..... | 25 | 64 | 62 | 126 |
| Cancura..... | 6 | 23 | 19 | 42 | Temucicun..... | 12 | 25 | 35 | 60 |
| Chacaico..... | 11 | 37 | 35 | 72 | Tricauco..... | 26 | 59 | 76 | 135 |
| Panqueco..... | 5 | 13 | 18 | 31 | Antinao..... | 25 | 84 | 87 | 171 |
| Rieles..... | 1 | 1 | 1 | 2 | Lizama..... | 4 | 9 | 15 | 24 |
| Comuna Angol..... | 34 | 119 | 111 | 230 | Millacheo..... | 27 | 81 | 69 | 150 |
| Chacayal..... | 37 | 92 | 90 | 182 | Comuna Ercilla..... | 276 | 841 | 876 | 1.717 |
| Lolanco..... | 3 | 16 | 13 | 29 | Quempo..... | 4 | 16 | 16 | 32 |
| Bajo Lingue..... | 5 | 19 | 13 | 32 | Contreras..... | 26 | 112 | 119 | 231 |
| Buta Rincón..... | 35 | 89 | 81 | 170 | Chanco..... | 15 | 36 | 43 | 79 |
| Huallanco..... | 2 | 7 | 9 | 16 | Guadaco..... | 4 | 10 | 4 | 14 |
| Huitralebu..... | 34 | 115 | 105 | 220 | Marihual..... | 7 | 24 | 32 | 56 |
| Lingue El..... | 51 | 84 | 92 | 176 | Curihuentro..... | 23 | 96 | 91 | 187 |
| Pailan..... | 3 | 9 | 10 | 19 | Molco..... | 31 | 97 | 109 | 206 |
| Pichi-Llocoyan..... | 2 | 12 | 9 | 21 | Paillahué..... | 23 | 59 | 82 | 141 |
| Quilaco..... | 4 | 20 | 10 | 30 | Pichun-Huilcamán..... | 32 | 100 | 100 | 200 |
| Arguin..... | 3 | 11 | 16 | 27 | Quilaco..... | 22 | 75 | 87 | 162 |
| Pichi-Danco..... | 8 | 21 | 21 | 42 | Boyeco..... | 13 | 46 | 54 | 100 |
| Comuna Purén..... | 167 | 495 | 469 | 964 | Coihueco..... | 9 | 27 | 29 | 56 |
| | | | | | Colpi..... | 16 | 43 | 45 | 88 |
| | | | | | Chiguayhué..... | 7 | 15 | 18 | 35 |
| | | | | | Panqueco..... | 18 | 54 | 44 | 98 |
| | | | | | Pelahuenco..... | 10 | 39 | 28 | 67 |
| | | | | | Percán..... | 19 | 38 | 59 | 97 |
| | | | | | Quetre..... | 7 | 15 | 25 | 40 |

REDUCCIONES INDIGENAS

| REDUCCION | N.º de viviendas | HABITANTES | | Total | REDUCCION | N.º de viviendas | HABITANTES | | Total |
|----------------------------------|------------------|--------------|--------------|--------------|-------------------------------|------------------|------------|------------|--------------|
| | | Hombres | Mujeres | | | | Hombres | Mujeres | |
| Cayucupil..... | 43 | 65 | 64 | 129 | Arquenco..... | 5 | 15 | 11 | 26 |
| Peñeco..... | 6 | 22 | 19 | 41 | Cayupi..... | 14 | 44 | 45 | 89 |
| Rucañirri..... | 8 | 30 | 24 | 54 | Guadaba..... | 14 | 32 | 40 | 72 |
| Lencan..... | 5 | 17 | 17 | 34 | Loncomil..... | 15 | 46 | 43 | 89 |
| Panqueco..... | 7 | 26 | 21 | 47 | Manquian..... | 3 | 5 | 8 | 13 |
| Comuna Cañete..... | 69 | 160 | 145 | 305 | Nahuelbe..... | 12 | 47 | 41 | 88 |
| Coliman..... | 25 | 43 | 55 | 98 | Patirro..... | 4 | 12 | 18 | 30 |
| Ilicura..... | 23 | 53 | 49 | 102 | Pintra..... | 13 | 46 | 56 | 82 |
| Liviqueo..... | 9 | 24 | 18 | 42 | Pivodenco..... | 17 | 51 | 46 | 97 |
| Provoque..... | 12 | 34 | 27 | 61 | Queuque..... | 9 | 30 | 21 | 51 |
| Batros Los..... | 29 | 88 | 97 | 185 | Romolhueco..... | 8 | 22 | 34 | 56 |
| Collico..... | 8 | 22 | 27 | 49 | Mininco..... | 7 | 11 | 14 | 25 |
| Curanilahue..... | 7 | 16 | 24 | 40 | Trabulemu..... | 23 | 68 | 63 | 151 |
| Huentecolin..... | 48 | 148 | 137 | 285 | Antileo..... | 5 | 13 | 11 | 24 |
| Lanahue..... | 4 | 21 | 20 | 41 | Huetraslehue..... | 1 | 1 | 2 | 3 |
| Paicavi..... | 10 | 45 | 41 | 86 | Llanquino..... | 6 | 20 | 17 | 37 |
| Pocuno..... | 40 | 136 | 117 | 253 | Sauce Huacho..... | 5 | 19 | 17 | 36 |
| Puñil..... | 14 | 52 | 45 | 97 | Choque-Choque..... | 11 | 35 | 33 | 68 |
| Antiquina..... | 44 | 189 | 173 | 362 | Guindo El..... | 6 | 26 | 24 | 50 |
| Lleu-Lleu..... | 24 | 79 | 79 | 158 | Caracoles..... | 8 | 31 | 24 | 55 |
| Choque..... | 15 | 79 | 87 | 166 | Chehuan Toledo..... | 9 | 33 | 33 | 66 |
| Malo El..... | 25 | 131 | 122 | 253 | Guindo Grande..... | 2 | 6 | 9 | 15 |
| Ranquihue..... | 28 | 105 | 103 | 208 | Huentemán..... | 1 | 4 | 6 | 10 |
| Calcumta..... | 8 | 31 | 29 | 60 | Tribulemu..... | 12 | 35 | 42 | 77 |
| Ponotro..... | 15 | 42 | 40 | 82 | Comuna Los Sauces..... | 210 | 652 | 638 | 1.290 |
| Comuna Contulmo..... | 388 | 1.338 | 1.290 | 2.628 | Blanco Mahuida..... | 23 | 68 | 67 | 135 |
| PROVINCIA ARAUCO..... | 457 | 1.498 | 1.435 | 2.933 | Limpeo..... | 20 | 70 | 67 | 137 |
| Callaqui..... | 25 | 89 | 73 | 162 | Quilaco..... | 1 | 3 | 1 | 4 |
| Cañicú..... | 46 | 77 | 105 | 182 | Requen..... | 56 | 176 | 167 | 343 |
| Lepoy..... | 25 | 75 | 82 | 157 | Avellano El..... | 34 | 87 | 85 | 172 |
| Malla..... | 36 | 126 | 120 | 246 | Huapitrio..... | 40 | 128 | 135 | 263 |
| Palmucho..... | 4 | 8 | 10 | 18 | Maica..... | 51 | 104 | 120 | 224 |
| Pitri..... | 18 | 67 | 68 | 135 | Quilquihueno..... | 24 | 62 | 69 | 131 |
| Quepuca..... | 22 | 65 | 62 | 127 | Caillin..... | 25 | 67 | 72 | 139 |
| Queuco..... | 3 | 5 | 4 | 9 | Comuna Collipulli..... | 274 | 765 | 783 | 1.548 |
| Ralco..... | 15 | 42 | 58 | 100 | Ancapi..... | 33 | 101 | 119 | 220 |
| Trapa-Trapa..... | 44 | 100 | 123 | 223 | Estefanía..... | 13 | 37 | 40 | 77 |
| Notros Los..... | 1 | 7 | — | 7 | Guañaco-Millao..... | 48 | 139 | 138 | 277 |
| Comuna Santa Bárbara..... | 239 | 661 | 705 | 1.366 | Pichelin..... | 25 | 90 | 92 | 182 |
| Santo Domingo..... | 13 | 35 | 50 | 85 | Pitrihueo..... | 15 | 43 | 50 | 93 |
| Comuna Mulchén..... | 13 | 35 | 50 | 85 | Cañuta..... | 8 | 29 | 26 | 55 |
| PROVINCIA BIOBIO..... | 252 | 696 | 755 | 1.451 | Lican..... | 2 | 8 | 6 | 14 |
| Pellomenco..... | 1 | 8 | 2 | 10 | Paiñimao..... | 13 | 72 | 61 | 133 |
| Butaco..... | 10 | 37 | 36 | 73 | Queipul..... | 25 | 64 | 62 | 126 |
| Cancura..... | 6 | 23 | 19 | 42 | Temucucun..... | 12 | 25 | 35 | 60 |
| Chacaico..... | 11 | 37 | 35 | 72 | Tricauco..... | 26 | 59 | 76 | 135 |
| Panqueco..... | 5 | 13 | 18 | 31 | Antinao..... | 25 | 84 | 87 | 171 |
| Rieles..... | 1 | 1 | 1 | 2 | Lizama..... | 4 | 9 | 15 | 24 |
| Comuna Angol..... | 34 | 119 | 111 | 230 | Millacheo..... | 27 | 81 | 69 | 150 |
| Chacayal..... | 37 | 92 | 90 | 182 | Comuna Ercilla..... | 276 | 841 | 876 | 1.717 |
| Lolanco..... | 3 | 16 | 13 | 29 | Quenpo..... | 4 | 16 | 16 | 32 |
| Bajo Lingue..... | 5 | 19 | 13 | 32 | Contreras..... | 26 | 112 | 119 | 231 |
| Buta Rincón..... | 35 | 89 | 81 | 170 | Chanco..... | 15 | 36 | 43 | 79 |
| Huallanco..... | 2 | 7 | 9 | 16 | Guadaco..... | 4 | 10 | 4 | 14 |
| Huitralebu..... | 34 | 115 | 105 | 220 | Marihual..... | 7 | 24 | 32 | 56 |
| Lingue El..... | 31 | 84 | 92 | 176 | Curihuentro..... | 23 | 96 | 91 | 187 |
| Pailan..... | 3 | 9 | 10 | 19 | Molco..... | 31 | 97 | 109 | 206 |
| Pichi-Locoyan..... | 2 | 12 | 9 | 21 | Pailahué..... | 23 | 59 | 82 | 141 |
| Quilaco..... | 4 | 20 | 10 | 30 | Pichun-Huilcamán..... | 32 | 100 | 100 | 200 |
| Arguin..... | 3 | 11 | 16 | 27 | Quilaco..... | 22 | 75 | 87 | 162 |
| Pichi-Danco..... | 8 | 21 | 21 | 42 | Boyeco..... | 13 | 46 | 54 | 100 |
| Comuna Purén..... | 167 | 495 | 469 | 964 | Coihueco..... | 9 | 27 | 29 | 56 |
| | | | | | Colpi..... | 16 | 43 | 45 | 88 |
| | | | | | Chiguayhué..... | 7 | 15 | 18 | 33 |
| | | | | | Panqueco..... | 18 | 54 | 44 | 98 |
| | | | | | Pelahuenco..... | 10 | 39 | 28 | 67 |
| | | | | | Percán..... | 19 | 38 | 59 | 97 |
| | | | | | Quetre..... | 7 | 15 | 25 | 40 |

| REDUCCION | N.º de viviendas | HABITANTES | | Total | REDUCCION | N.º de viviendas | HABITANTES | | Total |
|-------------------------------|------------------|--------------|--------------|--------------|----------------------------------|------------------|--------------|--------------|---------------|
| | | Hombres | Mujeres | | | | Hombres | Mujeres | |
| Ranquilco..... | 31 | 83 | 85 | 168 | Nanco..... | 36 | 115 | 136 | 251 |
| Rucamanqui..... | 17 | 48 | 55 | 103 | Mitranguin..... | 26 | 99 | 103 | 202 |
| Solis..... | 11 | 35 | 33 | 68 | Icalma..... | 21 | 125 | 133 | 258 |
| Temos..... | 5 | 17 | 20 | 37 | Liucura..... | 6 | 18 | 27 | 45 |
| Trahuenquillen..... | 20 | 58 | 68 | 126 | Pehuenco..... | 21 | 84 | 91 | 175 |
| Colpi..... | 14 | 38 | 43 | 81 | Piedra Blanca..... | 3 | 19 | 11 | 30 |
| Leveluan..... | 8 | 30 | 25 | 55 | Reserva Forestal..... | 1 | 4 | 10 | 14 |
| Malalhue..... | 9 | 17 | 28 | 45 | Ruca Nanco..... | 1 | 6 | 6 | 12 |
| Comuna Traiguén..... | 401 | 1.228 | 1.342 | 2.570 | Pedregoso..... | 42 | 175 | 146 | 321 |
| Chanco..... | 85 | 265 | 254 | 519 | Comuna Lonquimay..... | 157 | 645 | 663 | 1.308 |
| Boyeco..... | 24 | 83 | 79 | 162 | PROVINCIA DE MALLECO..... | 2.452 | 7.758 | 7.933 | 15.691 |
| Isla Catrileo..... | 14 | 57 | 61 | 118 | Cayuco..... | 12 | 33 | 32 | 65 |
| Loncoyan..... | 22 | 72 | 76 | 148 | Savaria..... | 7 | 42 | 32 | 74 |
| Mancopulli..... | 10 | 32 | 39 | 71 | Tripaítan..... | 14 | 55 | 48 | 103 |
| Peral..... | 1 | 2 | 4 | 6 | Malpichague..... | 1 | 2 | 4 | 6 |
| Pichi-Loncoyan..... | 4 | 9 | 8 | 17 | Agua Santa..... | 1 | 4 | 1 | 5 |
| Rucayeco..... | 14 | 49 | 54 | 103 | Calbuco..... | 2 | 5 | 6 | 11 |
| Trulanquen..... | 6 | 18 | 21 | 39 | Curanilahue..... | 6 | 26 | 22 | 48 |
| Hueico..... | 14 | 57 | 56 | 113 | Curilen..... | 1 | 3 | 4 | 7 |
| Huentemil..... | 7 | 21 | 21 | 42 | Curin..... | 31 | 120 | 102 | 222 |
| Laguna La..... | 11 | 32 | 26 | 58 | Chequeman..... | 6 | 20 | 15 | 35 |
| Quetralhue..... | 21 | 57 | 56 | 114 | Chumil..... | 23 | 79 | 62 | 141 |
| Ranquile..... | 7 | 26 | 23 | 49 | Domingo Coyuan..... | 1 | 5 | 7 | 12 |
| Pantano..... | 23 | 61 | 86 | 147 | Huenchullan..... | 4 | 9 | 6 | 15 |
| Refico..... | 38 | 112 | 107 | 219 | Lincopan..... | 1 | 6 | 5 | 11 |
| Temulemu..... | 41 | 130 | 138 | 268 | Lorenzo Cayonao..... | 1 | 3 | 3 | 6 |
| Calbuco..... | 69 | 218 | 190 | 408 | Meco..... | 11 | 40 | 29 | 69 |
| Lolenco..... | 19 | 77 | 73 | 150 | Pen-Pen..... | 30 | 84 | 100 | 184 |
| Ilahue..... | 13 | 58 | 70 | 128 | Quinchal..... | 12 | 28 | 45 | 73 |
| Liucura..... | 10 | 51 | 54 | 105 | Quindel..... | 4 | 14 | 14 | 28 |
| Malalcahuelio..... | 7 | 26 | 25 | 51 | Quifiaco..... | 12 | 28 | 49 | 77 |
| Metafilo..... | 10 | 39 | 34 | 73 | Ahueco..... | 1 | 4 | 3 | 7 |
| Repucura..... | 27 | 98 | 99 | 197 | Antonio Cayuco..... | 1 | 5 | 2 | 7 |
| Comuna Lumaco..... | 497 | 1.652 | 1.653 | 3.305 | Antonio Quifileo..... | 2 | 5 | 6 | 11 |
| Antinao..... | 7 | 43 | 33 | 76 | Canario Callileo..... | 4 | 16 | 21 | 37 |
| Cahuín..... | 11 | 41 | 44 | 85 | Coche Levin..... | 2 | 7 | 7 | 14 |
| Calbun..... | 12 | 34 | 32 | 66 | Colihuantro..... | 4 | 13 | 11 | 24 |
| Pailahueque..... | 36 | 136 | 151 | 287 | Cónico..... | 1 | 2 | 5 | 7 |
| Armasa..... | 1 | 7 | 4 | 11 | Curinao..... | 2 | 3 | 6 | 9 |
| Carilao..... | 3 | 9 | 8 | 17 | Cheipe..... | 2 | 10 | 12 | 22 |
| Curiche..... | 5 | 13 | 18 | 31 | Cheiquel..... | 10 | 32 | 36 | 68 |
| Chenque..... | 9 | 26 | 40 | 66 | Dollinco..... | 60 | 165 | 189 | 354 |
| Lincopan..... | 5 | 21 | 21 | 42 | Dollinco Abajo..... | 7 | 22 | 21 | 43 |
| Llallecura..... | 30 | 74 | 84 | 158 | Huilcal..... | 2 | 8 | 7 | 15 |
| Maitenco..... | 3 | 9 | 12 | 21 | José Manuel Quilape..... | 2 | 3 | 8 | 11 |
| María Ancalao..... | 5 | 15 | 12 | 27 | José María Toro..... | 7 | 18 | 17 | 35 |
| Quillen..... | 14 | 40 | 38 | 78 | Juana de Novoa..... | 1 | 3 | 2 | 5 |
| Bayotoro..... | 19 | 49 | 63 | 112 | Juan Huechunao..... | 10 | 34 | 34 | 68 |
| Cardas Las..... | 60 | 146 | 181 | 327 | Juan Marucha..... | 1 | 5 | 4 | 9 |
| Cullinco..... | 1 | 3 | 3 | 6 | Juan Pailahueque..... | 11 | 45 | 53 | 78 |
| Huenchulao..... | 19 | 71 | 81 | 152 | Loncoche..... | 8 | 27 | 27 | 54 |
| Trangol..... | 20 | 54 | 46 | 100 | Lorenzo Catril..... | 4 | 8 | 10 | 18 |
| Villa Marte..... | 12 | 38 | 23 | 61 | Lorenzo Curiqueo..... | 4 | 13 | 9 | 21 |
| Queipul..... | 18 | 47 | 48 | 95 | Manuel Epuhueque..... | 6 | 15 | 10 | 25 |
| Trongol..... | 19 | 55 | 64 | 119 | Marín..... | 1 | 1 | 1 | 2 |
| Antinao..... | 5 | 17 | 18 | 35 | Mariqueo..... | 2 | 8 | 5 | 13 |
| Chaval..... | 5 | 21 | 21 | 42 | Miguel Piña..... | 2 | 5 | 9 | 14 |
| Lincopan..... | 5 | 11 | 12 | 23 | Nahuelan..... | 3 | 13 | 14 | 27 |
| Melinao..... | 9 | 28 | 24 | 52 | Nanco..... | 1 | 4 | 3 | 7 |
| Queipul..... | 34 | 96 | 108 | 204 | Santos Hilmen..... | 2 | 7 | 12 | 19 |
| Tomihue..... | 30 | 89 | 87 | 176 | Tamalpo..... | 1 | 3 | 2 | 5 |
| Comuna Victoria..... | 397 | 1.193 | 1.276 | 2.469 | Aguilera..... | 1 | 1 | 5 | 6 |
| Corrotube..... | 11 | 42 | 35 | 77 | Antonio Catrufai..... | 5 | 17 | 11 | 28 |
| Hueñivales..... | 3 | 8 | 6 | 14 | Antonio Cayupan..... | 14 | 48 | 50 | 98 |
| Reserva Indígena..... | 19 | 101 | 67 | 168 | Antonio Lemuleo..... | 3 | 5 | 5 | 10 |
| Reserva Indígena..... | 6 | 17 | 14 | 31 | Antonio Reinao..... | 3 | 8 | 11 | 19 |
| Comuna Curacautín..... | 39 | 168 | 122 | 290 | Huanul..... | 2 | 5 | 3 | 8 |
| | | | | | Huinca-Huanaco..... | 8 | 26 | 25 | 51 |
| | | | | | Ignacio Cheuquellán..... | 4 | 6 | 12 | 18 |
| | | | | | José Nahuel..... | 6 | 17 | 15 | 32 |
| | | | | | Juan Colipe..... | 17 | 65 | 78 | 143 |
| | | | | | J. de D. Catrileo..... | 4 | 9 | 17 | 26 |
| | | | | | J. de D. Colihuinca..... | 2 | 6 | 9 | 15 |

| REDUCCION | N.º de viviendas | HABITANTES | | Total | REDUCCION | N.º de viviendas | HABITANTES | | Total |
|------------------------------|------------------|--------------|--------------|--------------|--------------------------|------------------|------------|------------|--------------|
| | | Hombres | Mujeres | | | | Hombres | Mujeres | |
| J. S. Quilapan..... | 9 | 41 | 40 | 81 | Esperanza..... | 2 | 8 | 2 | 10 |
| Manuel Echavarría .. | 6 | 18 | 18 | 36 | Huilpan..... | 1 | 4 | 4 | 8 |
| Margarita Cayulao. ... | 9 | 28 | 51 | 59 | Juan Sovoria..... | 31 | 104 | 112 | 216 |
| Martín Coliqueo..... | 15 | 53 | 53 | 106 | Liencura..... | 17 | 44 | 40 | 84 |
| Mercedes Canio..... | 13 | 70 | 47 | 117 | Llancumil..... | 29 | 83 | 90 | 173 |
| Francisco Huichu..... | 3 | 9 | 9 | 18 | Maitinco..... | 1 | 7 | 9 | 16 |
| Pantaleón Oñate..... | 1 | 2 | 1 | 3 | Perquenco..... | 1 | — | 1 | 1 |
| Pascual Curaqueo..... | 5 | 18 | 23 | 41 | Pichi-Quíñenao..... | 8 | 27 | 34 | 61 |
| Pedro Catrileo..... | 2 | 4 | 8 | 12 | Porvenir..... | 1 | 6 | 1 | 7 |
| Pen-Pen..... | 12 | 35 | 34 | 69 | Cayul..... | 17 | 60 | 64 | 124 |
| Pichun Huala..... | 4 | 11 | 17 | 28 | Guacolda..... | 6 | 24 | 22 | 46 |
| Pichun Traipe..... | 1 | 3 | 1 | 4 | Morillan..... | 7 | 16 | 24 | 40 |
| Ramón Avendaño..... | 3 | 11 | 7 | 18 | Carilao..... | 21 | 64 | 64 | 128 |
| Roberto Díaz..... | 1 | 3 | 2 | 5 | Catrico..... | 2 | 2 | 10 | 12 |
| Segundo Traipi..... | 3 | 11 | 13 | 24 | Cariche..... | 5 | 21 | 18 | 39 |
| Llalicura..... | 4 | 16 | 14 | 30 | Gallardo..... | 21 | 78 | 65 | 143 |
| Hueñivales..... | 23 | 126 | 91 | 217 | Necul..... | 10 | 31 | 34 | 65 |
| Collins..... | 66 | 282 | 282 | 564 | Parlamento..... | 9 | 31 | 52 | 63 |
| Ignacio Huenevil..... | 2 | 11 | 10 | 21 | Pitraco..... | 17 | 62 | 65 | 127 |
| Carilao..... | 1 | 5 | 6 | 11 | San Antonio..... | 1 | 7 | — | 7 |
| Cayupán..... | 8 | 29 | 27 | 56 | Terán..... | 6 | 17 | 17 | 34 |
| Huincaleo..... | 2 | 8 | 7 | 15 | Vertientes..... | 2 | 5 | 3 | 8 |
| Llancamil..... | 1 | 3 | 4 | 7 | Mantra..... | 18 | 54 | 68 | 122 |
| Maitenco..... | 7 | 28 | 28 | 56 | Merillán..... | 4 | 8 | 11 | 19 |
| Meliqueo..... | 1 | 2 | 3 | 5 | | | | | |
| Millalen..... | 25 | 80 | 81 | 161 | Comuna Perquenco. | 268 | 847 | 885 | 1.732 |
| Muco..... | 57 | 204 | 227 | 431 | Caucauche..... | 31 | 65 | 61 | 126 |
| Nripil..... | 27 | 110 | 100 | 210 | Coilaco..... | 12 | 36 | 29 | 65 |
| Quilacura..... | 1 | 4 | 4 | 8 | Huatacura..... | 46 | 131 | 170 | 301 |
| Marco Neñof..... | 19 | 47 | 41 | 88 | Lancha de los Boldos | 22 | 70 | 73 | 143 |
| Morales..... | 9 | 31 | 21 | 52 | Pindahue..... | 3 | 17 | 19 | 36 |
| Cusaco..... | 5 | 12 | 12 | 24 | Trairaico..... | 27 | 81 | 69 | 150 |
| Pillomallin..... | 17 | 56 | 66 | 122 | Bollilco..... | 28 | 62 | 79 | 141 |
| Comuna Lautaro..... | 774 | 2.694 | 2.680 | 5.374 | Cardal..... | 37 | 105 | 110 | 215 |
| Aillico..... | 11 | 32 | 34 | 66 | Carehue..... | 34 | 93 | 87 | 180 |
| Coilaco..... | 14 | 44 | 58 | 102 | Cudico..... | 32 | 77 | 84 | 161 |
| Dollinco..... | 4 | 13 | 16 | 29 | Checura..... | 10 | 28 | 35 | 65 |
| Huequemahuida..... | 20 | 52 | 58 | 110 | Hueneul..... | 36 | 107 | 134 | 241 |
| Liñimañir..... | 10 | 30 | 27 | 57 | Llancahue..... | 8 | 23 | 25 | 48 |
| Melilicun..... | 6 | 27 | 23 | 50 | Llucó..... | 42 | 112 | 131 | 245 |
| Nilpe de Quilaleo..... | 52 | 212 | 204 | 416 | Mañío..... | 17 | 53 | 46 | 99 |
| Pajal..... | 32 | 126 | 121 | 247 | Nienaco..... | 12 | 35 | 47 | 82 |
| Pitraco..... | 19 | 71 | 78 | 149 | Peleco..... | 14 | 35 | 44 | 79 |
| Piuchén..... | 52 | 159 | 190 | 349 | Pillumelin..... | 34 | 107 | 103 | 210 |
| Rahue..... | 8 | 24 | 19 | 43 | Rulo..... | 86 | 15 | 245 | 460 |
| Ránquil..... | 27 | 89 | 75 | 164 | Carahuache..... | 20 | 49 | 47 | 96 |
| Renaco..... | 8 | 20 | 28 | 48 | Coipuco..... | 18 | 65 | 60 | 125 |
| Renicura..... | 21 | 65 | 67 | 132 | Codihue..... | 48 | 150 | 152 | 302 |
| Trahuenquillen..... | 7 | 30 | 16 | 46 | Lisahue..... | 23 | 76 | 68 | 138 |
| Tritriunco..... | 11 | 36 | 54 | 90 | Lolocura..... | 11 | 30 | 41 | 71 |
| Curaco..... | 16 | 58 | 54 | 112 | Imperialito..... | 18 | 56 | 56 | 112 |
| Curileo..... | 13 | 41 | 44 | 85 | Madihue..... | 13 | 32 | 43 | 75 |
| Huinpil..... | 18 | 65 | 52 | 117 | Maltrohue..... | 13 | 47 | 39 | 86 |
| Llifquentué..... | 92 | 297 | 296 | 593 | Nalcahue..... | 34 | 129 | 118 | 247 |
| Mañiuco..... | 17 | 65 | 65 | 130 | Peleco..... | 21 | 69 | 89 | 158 |
| Pelantaro..... | 19 | 64 | 60 | 124 | Pidenco..... | 14 | 61 | 59 | 120 |
| Quinahue..... | 35 | 109 | 111 | 220 | Pitrahue..... | 8 | 20 | 27 | 47 |
| Rapa..... | 13 | 57 | 37 | 94 | Ranquileo..... | 45 | 151 | 136 | 287 |
| Juan Maiqueo..... | 15 | 22 | 31 | 53 | Rentrecura..... | 5 | 19 | 14 | 33 |
| Luis Cariqueo..... | 23 | 77 | 94 | 171 | Trapico..... | 41 | 132 | 138 | 270 |
| Llaullahuen..... | 11 | 41 | 44 | 85 | Aillehuaco..... | 25 | 84 | 79 | 163 |
| Ney..... | 31 | 112 | 117 | 229 | Ancapulle..... | 16 | 52 | 56 | 108 |
| Nielol..... | 22 | 108 | 117 | 225 | Boldoche..... | 23 | 66 | 75 | 141 |
| Coihueco..... | 1 | 3 | 1 | 4 | Centinela..... | 18 | 62 | 69 | 131 |
| Levio..... | 12 | 41 | 34 | 75 | Coipuco..... | 37 | 111 | 121 | 232 |
| Marileo..... | 28 | 87 | 82 | 169 | Chivilcayan..... | 45 | 142 | 153 | 297 |
| Maripe..... | 6 | 22 | 14 | 36 | Malalalche..... | 72 | 259 | 272 | 531 |
| Quintrileo..... | 15 | 43 | 61 | 104 | Quilimanzano..... | 14 | 44 | 37 | 81 |
| Comuna Galvarino..... | 689 | 2.342 | 2.382 | 4.724 | Ancapulli..... | 10 | 29 | 36 | 65 |
| Cayumil..... | 4 | 13 | 11 | 24 | Copinche..... | 12 | 40 | 45 | 85 |
| Cervecería La..... | 1 | 2 | 1 | 3 | Cuyinco..... | 37 | 109 | 120 | 229 |
| Cofimán..... | 11 | 35 | 40 | 75 | Huentelar..... | 42 | 109 | 134 | 243 |
| Chihuay..... | 16 | 34 | 43 | 77 | Huechucón..... | 8 | 28 | 34 | 62 |
| | | | | | Launache..... | 11 | 29 | 33 | 62 |
| | | | | | Pucullin..... | 4 | 11 | 11 | 22 |
| | | | | | Repocura..... | 61 | 233 | 232 | 455 |

| REDUCCION | N.º de viviendas | HABITANTES | | Total | REDUCCION | N.º de viviendas | HABITANTES | | Total |
|---------------------------|------------------|------------|---------|-------|-----------------------------|------------------|------------|---------|--------|
| | | Hombres | Mujeres | | | | Hombres | Mujeres | |
| Triángulo El. | 1 | 3 | 1 | 4 | Quespe. | 20 | 69 | 66 | 135 |
| Curaco. | 12 | 38 | 40 | 78 | Rehuelhue. | 2 | 9 | 10 | 19 |
| Durazno. | 13 | 39 | 36 | 75 | | | | | |
| Pitraco. | 13 | 47 | 36 | 83 | Comuna Nueva Imperial. | 2.617 | 8.149 | 8.453 | 16.502 |
| Quilquen. | 5 | 13 | 9 | 22 | | | | | |
| Refaco. | 6 | 19 | 17 | 36 | Chanquín. | 10 | 28 | 26 | 54 |
| Traqui Mallín. | 3 | 11 | 8 | 19 | Colico. | 31 | 80 | 99 | 179 |
| Aquilantro. | 1 | 4 | 4 | 8 | Damas. | 84 | 206 | 302 | 508 |
| Atreuco. | 3 | 5 | 11 | 16 | Lolcura. | 11 | 25 | 28 | 53 |
| Coihue. | 18 | 44 | 55 | 99 | Taife. | 28 | 73 | 91 | 164 |
| Melquío. | 11 | 32 | 36 | 68 | Vista Hermosa. | 1 | 9 | — | 9 |
| Membrillo. | 4 | 11 | 8 | 19 | Carríñelhue. | 15 | 35 | 46 | 81 |
| Mulleco. | 3 | 12 | 10 | 22 | Carripulli. | 25 | 94 | 81 | 175 |
| Pastales Los. | 7 | 21 | 15 | 36 | Chanamallín. | 1 | 4 | 4 | 8 |
| Pisqueco. | 7 | 17 | 20 | 37 | Colico. | 7 | 35 | 28 | 63 |
| Rehaco. | 19 | 55 | 66 | 121 | Dollínco. | 22 | 70 | 61 | 131 |
| Tranahuillín. | 52 | 170 | 186 | 356 | Huichicay. | 6 | 19 | 24 | 43 |
| Tronén. | 8 | 27 | 30 | 57 | Huichiqueo. | 6 | 15 | 15 | 30 |
| Tapelco. | 3 | 11 | 10 | 21 | Huillínco. | 4 | 11 | 13 | 24 |
| Boldos Los. | 26 | 82 | 86 | 168 | Mañío. | 87 | 287 | 285 | 572 |
| Bolilche. | 29 | 85 | 105 | 190 | Milla Purray. | 13 | 48 | 49 | 97 |
| Carrerretí. | 69 | 239 | 250 | 489 | Molco. | 4 | 12 | 15 | 27 |
| Cardchue. | 5 | 13 | 13 | 26 | Monte Bello. | 9 | 27 | 27 | 54 |
| Catriuche. | 28 | 85 | 99 | 184 | Nehuenpulli. | 17 | 66 | 51 | 117 |
| Coihue. | 26 | 81 | 89 | 170 | Notro Puifú. | 1 | 3 | 4 | 7 |
| Dollínco. | 37 | 96 | 126 | 222 | Pancul. | 7 | 34 | 29 | 63 |
| Melqui. | 23 | 60 | 57 | 117 | Perales. | 1 | 3 | 2 | 5 |
| Paqueco. | 18 | 49 | 45 | 94 | Peramó. | 10 | 22 | 19 | 41 |
| Quilche. | 12 | 41 | 49 | 90 | Quillén. | 46 | 148 | 146 | 294 |
| Ropahue. | 28 | 83 | 98 | 181 | Remeco. | 1 | 3 | 1 | 4 |
| Rucapangue. | 50 | 145 | 152 | 297 | Ruca Traro. | 5 | 27 | 13 | 40 |
| Boroa. | 24 | 83 | 76 | 159 | Santa María. | 3 | 10 | 10 | 20 |
| Cinco Manzano. | 1 | 3 | 3 | 6 | Trahualhue. | 8 | 33 | 15 | 48 |
| Coma Loncón. | 12 | 41 | 33 | 74 | Yayanquén. | 34 | 103 | 137 | 240 |
| Cusaco. | 10 | 40 | 46 | 86 | Aromo. | 1 | 3 | 4 | 7 |
| Fisquito. | 14 | 36 | 46 | 82 | Butaco. | 12 | 37 | 32 | 69 |
| Huayecoyán. | 6 | 14 | 22 | 36 | Chacay. | 35 | 120 | 140 | 260 |
| Malalcahueyo. | 11 | 30 | 30 | 60 | Coyanco. | 2 | 10 | 4 | 14 |
| Molco. | 4 | 6 | 8 | 14 | Huidaquintúe. | 11 | 36 | 31 | 67 |
| Rañintuleufu. | 102 | 336 | 368 | 704 | Lihua. | 25 | 63 | 61 | 124 |
| Rengalil. | 38 | 117 | 101 | 218 | Pudencahuín. | 5 | 22 | 15 | 37 |
| Res. Ind. Orellana. | 18 | 67 | 75 | 142 | Roble Rincón. | 6 | 30 | 32 | 62 |
| Res. Ind. Painecura. | 11 | 39 | 56 | 95 | Violetas Las. | 1 | 6 | 4 | 9 |
| Res. Ind. Alvarez. | 6 | 19 | 18 | 37 | Coihue. | 6 | 18 | 15 | 33 |
| Trihueche. | 13 | 42 | 45 | 87 | Ruca Diuca. | 3 | 11 | 3 | 14 |
| Tromén. | 18 | 57 | 58 | 115 | Arrayan El. | 1 | 3 | 3 | 6 |
| Boroa. | 30 | 96 | 98 | 194 | Codihue. | 21 | 78 | 85 | 163 |
| Copihupull. | 6 | 31 | 27 | 58 | Pantanos. | 9 | 43 | 2 | 45 |
| Copupilli. | 11 | 36 | 29 | 65 | | | | | |
| Chanil. | 16 | 63 | 61 | 124 | Comuna Carahue. | 635 | 2.009 | 2.052 | 4.061 |
| Filolahuén. | 5 | 20 | 17 | 37 | | | | | |
| Lamecura. | 13 | 43 | 47 | 90 | A. Plancafil. | 16 | 46 | 51 | 97 |
| Membrillar. | 10 | 24 | 40 | 64 | B. Quilaqueo. | 20 | 64 | 71 | 135 |
| Quilaco. | 27 | 108 | 106 | 214 | Butaco. | 4 | 15 | 13 | 28 |
| Ralipitra. | 22 | 68 | 70 | 138 | Chama. | 7 | 20 | 17 | 37 |
| Rapra Boroa. | 41 | 134 | 132 | 266 | Huincul. | 11 | 40 | 40 | 80 |
| Arena Blanca. | 8 | 37 | 37 | 74 | Huilque. | 2 | 4 | 6 | 10 |
| Bolil. | 13 | 34 | 48 | 82 | M. Raílen. | 22 | 69 | 67 | 136 |
| Cancha Chacay. | 1 | 2 | 2 | 4 | Naupe. | 10 | 42 | 25 | 67 |
| Chospulle. | 7 | 20 | 19 | 39 | Ninquilco. | 20 | 43 | 62 | 105 |
| Huichahue. | 5 | 14 | 11 | 25 | Perquilaf. | 1 | 2 | 4 | 6 |
| Millacoy. | 8 | 20 | 36 | 56 | Ralico. | 32 | 104 | 105 | 209 |
| Neicup. | 2 | 4 | 2 | 6 | Rolonche. | 16 | 54 | 49 | 103 |
| Nohualhue. | 26 | 77 | 86 | 163 | Stella Maris. | 3 | 54 | 11 | 65 |
| Pilocura. | 1 | 7 | 10 | 17 | Catricura. | 4 | 15 | 16 | 31 |
| Pillaico. | 8 | 22 | 23 | 45 | Cuyinco. | 62 | 121 | 128 | 249 |
| Quilaco. | 4 | 17 | 15 | 32 | Chanquín. | 11 | 39 | 37 | 76 |
| Quempue. | 10 | 31 | 35 | 66 | Chomio. | 11 | 51 | 37 | 88 |
| Saltapura. | 17 | 58 | 57 | 115 | Huayo. | 1 | 5 | 2 | 7 |
| Coihueco. | 1 | 2 | 2 | 4 | Llebul. | 13 | 42 | 43 | 85 |
| Coihue. | 11 | 37 | 42 | 79 | Machaco. | 13 | 47 | 39 | 86 |
| Curipel. | 3 | 11 | 3 | 14 | Pitrahue. | 2 | 8 | 8 | 16 |
| Huidigua. | 4 | 22 | 15 | 37 | Quiripio. | 12 | 49 | 39 | 88 |
| Huilío. | 4 | 20 | 12 | 32 | Rucahue. | 29 | 92 | 92 | 184 |
| Llollehue. | 68 | 248 | 131 | 379 | Tranapuenta. | 8 | 31 | 40 | 71 |
| Molonhue. | 66 | 208 | 193 | 401 | | | | | |
| Neicul. | 3 | 6 | 6 | 11 | | | | | |
| Queipue. | 19 | 64 | 56 | 120 | | | | | |

| REDUCCION | N.º de viviendas | HABITANTES | | Total | REDUCCION | N.º de viviendas | HABITANTES | | Total |
|----------------|------------------|------------|---------|-------|------------------------|------------------|--------------|--------------|---------------|
| | | Hombres | Mujeres | | | | Hombres | Mujeres | |
| Trovolhue | 21 | 80 | 66 | 146 | Molco | 1 | 5 | 2 | 7 |
| Vega | 31 | 90 | 110 | 200 | Peñahue | 28 | 80 | 71 | 151 |
| Agua Enterrada | 3 | 7 | 10 | 17 | Puculón | 27 | 85 | 74 | 159 |
| Arrayán | 1 | 9 | 4 | 13 | Budi (Suc.) | 5 | 19 | 14 | 33 |
| Colicheo | 7 | 20 | 26 | 46 | Chaicayén | 11 | 36 | 48 | 84 |
| Coy-Coy | 4 | 18 | 17 | 35 | Champulli | 18 | 50 | 42 | 92 |
| Champulli | 7 | 16 | 24 | 40 | Filolanquen | 11 | 29 | 42 | 71 |
| Longoyamo | 2 | 10 | 10 | 20 | Isla Llican | 48 | 145 | 153 | 298 |
| Peumo | 1 | 5 | 1 | 6 | Molco | 12 | 41 | 41 | 82 |
| Ajos | 2 | 5 | 4 | 9 | Peleco | 1 | 6 | 6 | 12 |
| Boquerihue | 2 | 6 | 8 | 14 | Pelehue | 17 | 61 | 66 | 127 |
| Casa de Piedra | 11 | 36 | 36 | 72 | Pelehuen | 3 | 13 | 13 | 26 |
| Cerro Alto | 2 | 11 | 8 | 19 | Puyehue | 27 | 83 | 109 | 192 |
| Colonia | 1 | 2 | 2 | 4 | Rucacura | 4 | 17 | 10 | 27 |
| Cumillahue | 21 | 61 | 44 | 105 | Trehuaco | 4 | 9 | 11 | 20 |
| Chilcos | 8 | 22 | 23 | 45 | Tres Cruces | 13 | 52 | 61 | 113 |
| Danguil | 10 | 28 | 37 | 65 | Chelle | 10 | 40 | 42 | 82 |
| Esperanza | 1 | 4 | 1 | 5 | Huente | 19 | 55 | 54 | 109 |
| Fortuna | 1 | 1 | 2 | 3 | Lumahue | 8 | 33 | 25 | 58 |
| Hueñalihuen | 12 | 41 | 37 | 78 | Llanquipulli | 5 | 12 | 22 | 34 |
| Huitahuincul | 1 | 4 | 2 | 6 | Ltenehue | 23 | 71 | 70 | 141 |
| Lilicura | 14 | 48 | 39 | 87 | Malahue | 1 | 1 | 1 | 2 |
| Lincopi | 2 | 4 | 3 | 7 | Malalhue | 47 | 157 | 140 | 297 |
| Millanao | 1 | 2 | 3 | 5 | Nomegaño | 2 | 6 | 5 | 11 |
| Misión | 1 | 3 | 4 | 7 | Nomelloñi | 10 | 24 | 26 | 50 |
| Pilico | 8 | 24 | 23 | 47 | Peleco | 20 | 56 | 63 | 119 |
| Porvenir | 1 | 1 | 3 | 4 | Pichi Chelle | 4 | 5 | 13 | 18 |
| Puente Tierra | 4 | 7 | 7 | 14 | Quilmer | 8 | 27 | 26 | 53 |
| Puntilla | 1 | 2 | 2 | 4 | Yenehue | 11 | 34 | 24 | 58 |
| Quemas | 1 | 1 | 1 | 2 | Huapi | 37 | 104 | 103 | 207 |
| Quilantahue | 7 | 18 | 21 | 39 | Budi | 43 | 151 | 137 | 288 |
| Tirúa | 12 | 36 | 35 | 71 | Collileufo | 29 | 78 | 82 | 160 |
| Trancura | 9 | 28 | 24 | 52 | Deume | 15 | 43 | 59 | 102 |
| Villa | 3 | 7 | 13 | 20 | Huapi | 63 | 210 | 239 | 449 |
| Yupehue | 8 | 30 | 27 | 57 | Nahuelhuape | 5 | 25 | 28 | 53 |
| Aimio | 3 | 10 | 8 | 18 | Pichi Chelle | 1 | 4 | 3 | 7 |
| Alma | 46 | 127 | 129 | 256 | Piedra Alta | 42 | 121 | 147 | 268 |
| Buenos Aires | 2 | 5 | 7 | 12 | Piloco | 23 | 64 | 83 | 147 |
| Calfulén | 22 | 58 | 63 | 121 | Romopulli | 75 | 264 | 237 | 501 |
| Calof | 51 | 154 | 159 | 313 | Rucatraro | 27 | 87 | 92 | 179 |
| Coilaco | 5 | 29 | 17 | 46 | Tragua-Tragua | 9 | 29 | 20 | 49 |
| Collico | 18 | 74 | 66 | 140 | | | | | |
| Cuchal | 2 | 8 | 11 | 19 | Comuna Saavedra | 1.834 | 5.921 | 5.863 | 11.584 |
| Chacay | 9 | 20 | 23 | 43 | Catrimalal | 6 | 13 | 13 | 26 |
| Danllinco | 18 | 52 | 62 | 114 | Coloma | 2 | 7 | 4 | 11 |
| Dollinco | 5 | 16 | 15 | 31 | Cristina Luanchi | 12 | 39 | 35 | 74 |
| Huilio | 3 | 11 | 17 | 28 | Huento | 14 | 45 | 51 | 96 |
| Maitén | 8 | 24 | 17 | 41 | Larrucoyán | 17 | 38 | 61 | 99 |
| Moncul | 16 | 45 | 52 | 97 | Lienán | 21 | 59 | 68 | 127 |
| Oñaico | 31 | 96 | 84 | 180 | Quidel | 13 | 63 | 54 | 117 |
| Pailalef | 1 | 8 | 4 | 12 | Tripailao | 43 | 140 | 148 | 288 |
| Peleco | 3 | 11 | 6 | 17 | Curen | 15 | 45 | 53 | 98 |
| Peñehue | 1 | 5 | 5 | 10 | Dámaso Huerta | 10 | 41 | 42 | 83 |
| Puyayán | 8 | 21 | 25 | 46 | Ancavil Hermanos | 41 | 143 | 120 | 263 |
| Rauco | 19 | 91 | 74 | 165 | Ancavil | 30 | 98 | 95 | 193 |
| Yarquenco | 32 | 110 | 110 | 220 | Antipán | 23 | 75 | 72 | 147 |
| Yecomahuida | 3 | 8 | 10 | 18 | A. Melivilú | 5 | 19 | 19 | 38 |
| Allipén | 9 | 30 | 56 | 86 | Calfulco | 15 | 44 | 46 | 90 |
| Bella Vista | 3 | 10 | 7 | 17 | Caylla | 19 | 83 | 85 | 168 |
| Bollecó | 13 | 66 | 68 | 134 | Cayupán | 33 | 96 | 100 | 198 |
| Budi | 8 | 24 | 28 | 52 | Illaf | 4 | 21 | 20 | 41 |
| Faja N.º 2 | 6 | 15 | 17 | 32 | Juan Novarro | 5 | 20 | 22 | 42 |
| Huapi Comoe | 19 | 62 | 63 | 125 | Loncoche | 5 | 10 | 10 | 20 |
| Lamela | 2 | 5 | 4 | 9 | Llamonao | 11 | 26 | 40 | 66 |
| Llaquey | 20 | 89 | 92 | 181 | Maquehua | 95 | 296 | 318 | 614 |
| Llangue | 15 | 62 | 53 | 115 | María Millimán | 1 | 2 | 5 | 7 |
| Minas de Oro | 1 | 6 | 3 | 9 | Marinapo | 2 | 5 | 3 | 13 |
| Quechcahuín | 53 | 169 | 178 | 347 | Metrenco | 3 | 8 | 9 | 17 |
| Santa Virginia | 3 | 20 | 8 | 28 | Millapán | 15 | 39 | 48 | 87 |
| Temo | 29 | 95 | 68 | 163 | Mirrimapu | 1 | 7 | 5 | 12 |
| Molco | 1 | 2 | 2 | 4 | Montero | 20 | 57 | 69 | 126 |
| Molco Alto | 3 | 10 | 8 | 18 | Nahuilán | 8 | 18 | 26 | 44 |
| Pocumo | 13 | 54 | 46 | 100 | Nancuvilo | 64 | 225 | 222 | 447 |
| Rosal | 1 | 2 | 4 | 6 | Obeque | 6 | 27 | 30 | 57 |
| Bella Vista | 1 | 5 | 2 | 7 | Alca | 18 | 66 | 36 | 122 |
| Curipel | 3 | 8 | 7 | 15 | Alcavil | 12 | 43 | 37 | 80 |
| Descanso | 4 | 12 | 14 | 26 | Calcumil | 10 | 24 | 28 | 52 |
| Huilio | 5 | 16 | 8 | 24 | | | | | |

| REDUCCION | N.º de viviendas | HABITANTES | | Total | REDUCCION | N.º de viviendas | HABITANTES | | Total |
|-------------------|------------------|------------|---------|-------|-------------------|------------------|------------|---------|-------|
| | | Hombres | Mujeres | | | | Hombres | Mujeres | |
| Camil | 6 | 20 | 23 | 43 | Turempil | 2 | 4 | 4 | 8 |
| Cañimpol | 5 | 19 | 28 | 47 | Zavala | 8 | 29 | 29 | 58 |
| Cofcoenao | 29 | 103 | 102 | 205 | Boroa | 10 | 31 | 22 | 53 |
| Domihual | 4 | 13 | 7 | 20 | Cayulco | 1 | 3 | 6 | 9 |
| Huenchufir | 12 | 52 | 47 | 99 | Collimallín | 11 | 21 | 37 | 58 |
| Huetto Llancaivil | 35 | 119 | 116 | 235 | Cona | 8 | 22 | 19 | 41 |
| Huinca | 5 | 13 | 24 | 37 | Conoco | 35 | 97 | 118 | 215 |
| Inglés | 1 | 3 | 2 | 5 | Gallegos | 23 | 59 | 68 | 127 |
| Juan Cayún | 32 | 93 | 100 | 193 | Llanquín | 13 | 36 | 44 | 80 |
| Lincoñir | 21 | 90 | 89 | 179 | Nalcahue | 23 | 66 | 58 | 114 |
| Lienqueo | 3 | 7 | 5 | 12 | Nitoco | 1 | 2 | 5 | 7 |
| Loncomil | 12 | 34 | 50 | 84 | Pedro Blanco | 1 | 1 | 4 | 5 |
| Llancepil | 1 | 6 | 3 | 9 | Pilínco | 6 | 16 | 25 | 41 |
| Manqueñir | 23 | 80 | 88 | 168 | Queupumil | 14 | 34 | 55 | 89 |
| Mariqueo | 14 | 41 | 30 | 71 | Refico | 11 | 42 | 36 | 78 |
| Melimán | 18 | 59 | 49 | 108 | Riñaco | 6 | 19 | 16 | 35 |
| Moleo | 4 | 15 | 18 | 33 | Tapilco | 6 | 24 | 22 | 46 |
| Nancumil | 1 | 5 | 5 | 10 | Zanja La | 1 | 4 | 8 | 12 |
| Paillalef | 9 | 38 | 48 | 86 | Callimallín | 15 | 55 | 56 | 111 |
| Paillao | 3 | 6 | 13 | 19 | Domingo Curihual | 1 | 7 | 9 | 16 |
| Painulaf | 4 | 18 | 18 | 36 | Llancahue | 9 | 42 | 41 | 83 |
| Pichihuiche | 15 | 56 | 56 | 112 | Millahual | 12 | 37 | 48 | 85 |
| Traipi | 2 | 9 | 6 | 15 | Nahuelhual | 14 | 57 | 59 | 116 |
| Torres | 4 | 17 | 13 | 30 | Yanyahuén | 18 | 48 | 48 | 96 |
| Antenao | 3 | 11 | 11 | 22 | Buchoco | 16 | 41 | 48 | 89 |
| Antipán | 4 | 14 | 17 | 31 | Chanquín | 5 | 16 | 23 | 39 |
| Cayupi | 8 | 21 | 23 | 44 | Lepiumil | 7 | 24 | 24 | 48 |
| Colinco | 22 | 57 | 81 | 138 | Manquicura | 4 | 21 | 8 | 29 |
| Curilef | 5 | 16 | 19 | 35 | Rauco | 8 | 18 | 24 | 42 |
| Cuminao | 2 | 8 | 17 | 25 | Pumalal | 13 | 45 | 42 | 87 |
| Chenqueón | 12 | 37 | 37 | 74 | Calfulaf | 4 | 13 | 20 | 33 |
| Henríquez | 5 | 11 | 16 | 27 | Carril | 4 | 14 | 14 | 28 |
| Huaiquitaf | 14 | 45 | 45 | 90 | Carrillán | 14 | 44 | 45 | 89 |
| Huaiquinao | 12 | 26 | 36 | 62 | Catrilaf | 7 | 22 | 17 | 39 |
| Huala | 10 | 29 | 38 | 67 | Coche | 11 | 38 | 35 | 73 |
| Huamulao | 5 | 15 | 13 | 28 | Codopille | 2 | 7 | 6 | 13 |
| Huenlaf | 12 | 35 | 35 | 70 | Coles | 5 | 18 | 18 | 36 |
| Huilcapán | 14 | 47 | 49 | 96 | Cumilaf | 6 | 22 | 20 | 42 |
| Linconao | 10 | 26 | 31 | 57 | Curihuil Sandoval | 28 | 79 | 91 | 170 |
| Llanquitrún | 5 | 18 | 12 | 30 | Curilén | 1 | 5 | 5 | 10 |
| Marimán | 5 | 16 | 16 | 32 | Curimán | 1 | 5 | 3 | 8 |
| Nahuelhuén | 12 | 32 | 35 | 67 | Chenque | 6 | 13 | 21 | 34 |
| Nahuelpán | 5 | 12 | 11 | 23 | Chicahuel Córdova | 10 | 25 | 38 | 63 |
| Nevalguco | 6 | 21 | 16 | 37 | Churo Sandoval | 12 | 31 | 47 | 78 |
| Pancho Manivil | 27 | 76 | 86 | 162 | Esteban Romero | 5 | 15 | 19 | 34 |
| Antipán | 6 | 15 | 23 | 38 | Guerra | 4 | 9 | 12 | 21 |
| Bta. Curiqueo | 37 | 95 | 121 | 216 | Hilario Parra | 14 | 42 | 60 | 102 |
| Calfín | 9 | 17 | 24 | 41 | Huenchumir | 8 | 27 | 32 | 59 |
| Catruleo | 8 | 23 | 31 | 54 | Huenticol | 9 | 33 | 36 | 69 |
| Cayunco | 15 | 33 | 51 | 84 | Huentelán | 12 | 34 | 35 | 69 |
| Coliván | 6 | 11 | 25 | 36 | Huidaleo | 5 | 22 | 15 | 37 |
| Collinao | 6 | 22 | 21 | 43 | Juan Quidal | 7 | 25 | 17 | 42 |
| Curapil | 11 | 32 | 37 | 69 | Linconao | 18 | 49 | 57 | 106 |
| Curiqueo | 3 | 12 | 12 | 24 | Linco Tori | 7 | 25 | 28 | 53 |
| Chenquelén | 42 | 116 | 136 | 252 | Lleupeco | 10 | 31 | 35 | 66 |
| Chenquén | 3 | 7 | 7 | 14 | Mariqueche | 11 | 41 | 36 | 77 |
| Epul | 11 | 39 | 37 | 76 | Mariano Ignacio | 9 | 31 | 41 | 72 |
| Huenchalaf | 10 | 40 | 35 | 75 | Marilaf | 3 | 10 | 13 | 23 |
| Huichalco | 5 | 13 | 22 | 35 | Mariñao | 8 | 23 | 21 | 44 |
| Huichaqueo | 7 | 22 | 17 | 39 | Martín Parra | 12 | 31 | 42 | 73 |
| Lepileo | 5 | 18 | 21 | 39 | Mateo Antonio | 17 | 50 | 67 | 117 |
| Lipin | 18 | 58 | 67 | 125 | Nanco | 7 | 18 | 19 | 37 |
| Llancaivil | 6 | 14 | 15 | 29 | Ñilquilco | 32 | 94 | 104 | 198 |
| Marillán | 2 | 4 | 8 | 12 | Paillamán | 15 | 51 | 39 | 90 |
| Marinao | 14 | 47 | 50 | 97 | Painimil | 4 | 11 | 12 | 23 |
| Mariqueo | 11 | 39 | 40 | 79 | Parma | 7 | 28 | 24 | 52 |
| Max Epul | 5 | 17 | 15 | 32 | Pichmán | 8 | 23 | 33 | 56 |
| Melillán | 4 | 8 | 7 | 15 | Pircunache | 14 | 39 | 43 | 82 |
| Nahuel | 4 | 11 | 14 | 25 | Sandoval | 8 | 23 | 28 | 51 |
| Nahuelhuel | 18 | 61 | 50 | 111 | Tres Cerrillos | 1 | 3 | 4 | 7 |
| Nahuelpán | 8 | 23 | 19 | 42 | Villa Blanca | 9 | 24 | 21 | 45 |
| Nanculef | 15 | 38 | 60 | 98 | Ancalaf | 12 | 37 | 43 | 80 |
| Painemal | 21 | 59 | 65 | 124 | Anguita | 8 | 29 | 21 | 50 |
| Quilén | 19 | 55 | 62 | 117 | Canio Sandoval | 13 | 46 | 54 | 100 |
| Rain | 5 | 18 | 18 | 36 | Curihuil | 10 | 32 | 39 | 71 |
| Raloncoyán | 2 | 7 | 3 | 10 | España | 5 | 13 | 18 | 31 |
| Tori | 6 | 11 | 24 | 35 | Huilipán | 8 | 25 | 35 | 60 |
| Trucuyán | 2 | 4 | 9 | 13 | Linconao | 11 | 31 | 30 | 61 |

| REDUCCION | N.º de viviendas | HABITANTES | | Total | REDUCCION | N.º de viviendas | HABITANTES | | Total |
|-----------------------|------------------|------------|---------|-------|---------------------------|------------------|---------------|---------------|---------------|
| | | Hombres | Mujeres | | | | Hombres | Mujeres | |
| Martín Anticheo..... | 17 | 53 | 50 | 103 | Llanguallín..... | 31 | 119 | 97 | 216 |
| Mulato Llavel..... | 4 | 10 | 17 | 27 | Petrunco..... | 11 | 34 | 26 | 60 |
| Nahuelcura y otras .. | 60 | 176 | 219 | 395 | Pulmahue..... | 19 | 55 | 60 | 115 |
| Nahuelhuán..... | 17 | 61 | 57 | 118 | Puente Largo y Sapo | 27 | 84 | 65 | 147 |
| Gominao..... | 10 | 22 | 24 | 46 | Truf-Truf..... | 33 | 101 | 115 | 216 |
| Codinhue..... | 47 | 156 | 168 | 324 | Comuna Temuco..... | 3.377 | 10.525 | 11.512 | 21.846 |
| Fraipe..... | 5 | 13 | 20 | 33 | Alongues..... | 1 | 4 | 7 | 11 |
| Hueñir..... | 1 | 2 | 2 | 4 | Antilas..... | 5 | 16 | 11 | 27 |
| Conquintúe..... | 8 | 19 | 24 | 43 | Arquenco..... | 43 | 157 | 111 | 268 |
| Chucallife..... | 2 | 4 | 7 | 11 | Canio..... | 12 | 36 | 43 | 79 |
| Palihue..... | 23 | 68 | 77 | 145 | Canqueo..... | 7 | 27 | 23 | 50 |
| Prado Puello..... | 13 | 38 | 40 | 78 | Curileo..... | 18 | 57 | 77 | 134 |
| Huichahue..... | 20 | 127 | 128 | 255 | Francisco Canio..... | 7 | 20 | 23 | 43 |
| Cayupi..... | 33 | 117 | 102 | 219 | Llanuco..... | 63 | 215 | 288 | 503 |
| Champullf..... | 23 | 63 | 56 | 119 | Linconao..... | 7 | 18 | 27 | 45 |
| Manqueo..... | 26 | 78 | 77 | 155 | Nanco..... | 2 | 5 | 4 | 9 |
| Marcelino Nahuelhual | 13 | 25 | 30 | 55 | Paine..... | 13 | 52 | 55 | 107 |
| Mariano Nahuelhual .. | 41 | 92 | 99 | 191 | Quintrilpe..... | 64 | 199 | 204 | 403 |
| Villali..... | 23 | 62 | 69 | 131 | Quintrilpe y Carriles.. | 75 | 267 | 288 | 555 |
| Alberto Colipi..... | 8 | 15 | 29 | 44 | Trangolao..... | 10 | 32 | 30 | 62 |
| Alongueo..... | 3 | 9 | 17 | 26 | Tres Esquinas Las..... | 5 | 11 | 4 | 15 |
| Anguita Huenlaf..... | 1 | 3 | 1 | 4 | Caynán..... | 1 | 2 | 3 | 5 |
| Antonio Cayunao..... | 17 | 50 | 50 | 100 | Chapuel..... | 5 | 25 | 24 | 49 |
| Burgo..... | 2 | 2 | 6 | 8 | Levio..... | 2 | 1 | 7 | 8 |
| Cunco Chico..... | 43 | 191 | 171 | 362 | Lincol..... | 3 | 4 | 6 | 10 |
| Chonio..... | 7 | 23 | 23 | 46 | Llaupe..... | 2 | 8 | 4 | 12 |
| Huichahue Chico..... | 1 | 1 | 3 | 4 | Millales..... | 2 | 6 | 9 | 15 |
| Huichal..... | 4 | 12 | 14 | 26 | Millanir..... | 6 | 16 | 19 | 35 |
| Juan Ancatoro..... | 12 | 24 | 27 | 51 | Quepe-Loncoche..... | 6 | 20 | 23 | 43 |
| Juan Mariqueo..... | 36 | 107 | 121 | 228 | Comuna Vilcún..... | 349 | 1.198 | 1.290 | 2.488 |
| Lleffimán..... | 10 | 30 | 26 | 56 | Bellavista..... | 2 | 5 | 4 | 9 |
| Mariañin..... | 11 | 38 | 27 | 65 | Catrián..... | 14 | 38 | 37 | 75 |
| Marín..... | 3 | 12 | 13 | 25 | Ignacio M. Catalán .. | 20 | 58 | 59 | 117 |
| Marique..... | 8 | 28 | 24 | 52 | Lepián..... | 49 | 124 | 132 | 256 |
| Millahuín..... | 43 | 141 | 129 | 270 | Quetrohue..... | 10 | 29 | 31 | 60 |
| Neculmán..... | 16 | 56 | 37 | 93 | Truf-Truf..... | 5 | 15 | 13 | 28 |
| Pelchue..... | 28 | 83 | 91 | 174 | Catripol..... | 17 | 48 | 53 | 101 |
| Puente Largo..... | 1 | 2 | 3 | 5 | Coilaco..... | 16 | 46 | 38 | 84 |
| Rainqueo..... | 8 | 18 | 21 | 39 | Chodimán..... | 11 | 33 | 37 | 70 |
| Renque y Toro..... | 35 | 91 | 107 | 198 | Chodoico..... | 6 | 20 | 20 | 40 |
| Trompulo..... | 33 | 97 | 98 | 195 | Dollinco..... | 45 | 129 | 107 | 236 |
| Alongueo..... | 2 | 9 | 10 | 19 | Guiñimo..... | 37 | 105 | 130 | 235 |
| Antinao..... | 7 | 19 | 20 | 39 | Hueche..... | 5 | 11 | 10 | 21 |
| Aromo..... | 1 | 3 | — | 3 | Huilio..... | 79 | 261 | 245 | 506 |
| Calbuco..... | 10 | 23 | 38 | 61 | Llancán..... | 5 | 25 | 22 | 47 |
| Carril..... | 1 | 1 | 3 | 4 | Llincó..... | 20 | 90 | 82 | 172 |
| Coihueco..... | 10 | 21 | 35 | 56 | Marín..... | 3 | 6 | 6 | 12 |
| Collirahue..... | 9 | 24 | 29 | 53 | Martínez de Rozas..... | 3 | 8 | 10 | 18 |
| Futa Mallín..... | 14 | 41 | 49 | 90 | Millahueque..... | 3 | 11 | 12 | 23 |
| Huenschulaf..... | 4 | 15 | 16 | 31 | Mollahue..... | 18 | 50 | 54 | 104 |
| Huinculchi..... | 5 | 12 | 17 | 29 | Nanculaf..... | 4 | 9 | 8 | 17 |
| José Llanquitraf..... | 3 | 9 | 10 | 19 | Pailán..... | 10 | 30 | 34 | 64 |
| José Quidel..... | 3 | 7 | 7 | 14 | Pehuen..... | 2 | 6 | 7 | 13 |
| Juan Cunín..... | 5 | 23 | 16 | 39 | Pelleco..... | 2 | 6 | 7 | 13 |
| Juan Necul..... | 5 | 14 | 19 | 33 | Pindaco..... | 19 | 42 | 53 | 94 |
| Linconao..... | 1 | 3 | 7 | 10 | Queupué..... | 17 | 61 | 64 | 125 |
| Lululmahuida..... | 17 | 44 | 58 | 102 | Quilaqueo..... | 9 | 27 | 28 | 55 |
| Llanquinao..... | 6 | 16 | 25 | 41 | Trai-Traico..... | 27 | 95 | 98 | 193 |
| Llaupi..... | 2 | 3 | 7 | 10 | Tricauco..... | 29 | 111 | 104 | 215 |
| Lluco..... | 8 | 30 | 29 | 59 | Aillapi..... | 18 | 43 | 59 | 102 |
| Marilaf..... | 6 | 19 | 27 | 46 | Aillañir..... | 19 | 59 | 62 | 121 |
| Mariqueo..... | 1 | 5 | 8 | 13 | Antimán..... | 31 | 82 | 93 | 175 |
| Millahuenco..... | 45 | 103 | 145 | 248 | Dollinco..... | 14 | 52 | 58 | 110 |
| Nahuelpán..... | 2 | 9 | 5 | 14 | Francisco Huenchufir | 5 | 15 | 13 | 28 |
| Nañimir..... | 2 | 4 | 8 | 12 | Francisco Pillañir..... | 20 | 48 | 52 | 100 |
| Pelleco..... | 10 | 30 | 31 | 61 | Huacamchue..... | 11 | 36 | 27 | 63 |
| Pitralahue..... | 5 | 17 | 23 | 40 | Huechún..... | 1 | 2 | 1 | 3 |
| Quidel..... | 2 | 8 | 10 | 18 | Huenchufir..... | 17 | 47 | 49 | 96 |
| Rauco..... | 4 | 19 | 22 | 41 | Hueñir..... | 11 | 33 | 41 | 74 |
| Roble Huacho..... | 3 | 10 | 14 | 24 | Huilquileo..... | 1 | 3 | — | 3 |
| Tralcal..... | 5 | 9 | 23 | 32 | Juan Hueche..... | 1 | 3 | 4 | 7 |
| Tromen..... | 14 | 42 | 36 | 78 | Lincoñir..... | 3 | 7 | 9 | 16 |
| Truf-Truf..... | 2 | 4 | 6 | 10 | Mahuidanche..... | 15 | 45 | 48 | 93 |
| Vitayo..... | 8 | 25 | 27 | 52 | Maquehue (Misión).. | 9 | 20 | 22 | 42 |
| Collahue..... | 86 | 319 | 323 | 642 | | | | | |
| Huitramalal..... | 30 | 105 | 117 | 222 | | | | | |
| Licauco..... | 27 | 81 | 75 | 156 | | | | | |
| Llanaico..... | 27 | 86 | 89 | 175 | | | | | |

REDUCCIONES INDÍGENAS

489

| REDUCCION | N.º de viviendas | HABITANTES | | Total | REDUCCION | N.º de viviendas | HABITANTES | | Total |
|------------------------|------------------|--------------|--------------|--------------|--------------------------|------------------|--------------|--------------|--------------|
| | | Hombres | Mujeres | | | | Hombres | Mujeres | |
| Misión Araucana | 6 | 60 | 9 | 69 | Huachanco | 36 | 122 | 119 | 241 |
| Ontario | 1 | 3 | 2 | 5 | Quecheregua | 25 | 81 | 86 | 167 |
| Quepe a Boroa | 9 | 27 | 28 | 55 | Polulco | 6 | 16 | 22 | 38 |
| Rañilco | 11 | 37 | 27 | 64 | Coihueco | 10 | 33 | 41 | 74 |
| Rosada La. | 1 | — | 2 | 2 | Trumpulco | 9 | 25 | 27 | 52 |
| Rueda La. | 1 | 3 | 2 | 5 | Comuna Cunco | 647 | 2.162 | 2.094 | 4.256 |
| Rucahue | 10 | 21 | 16 | 37 | Chanco | 27 | 81 | 77 | 158 |
| San Francisco | 2 | 6 | 9 | 15 | Eputraiguén | 28 | 63 | 68 | 131 |
| Santa Domitila | 1 | 6 | — | 6 | Molco | 18 | 54 | 50 | 104 |
| Santa Juana | 3 | 7 | 13 | 20 | Sachimco | 6 | 15 | 20 | 35 |
| Santiago Cayumén | 17 | 68 | 69 | 137 | Abucú | 59 | 177 | 197 | 374 |
| Santiago Hueche | 17 | 45 | 49 | 94 | Antonio Raín | 17 | 45 | 66 | 111 |
| Camino a Villarrica | 6 | 14 | 17 | 31 | Cantarrana | 6 | 17 | 17 | 34 |
| Quilquibil | 6 | 17 | 15 | 32 | Donguil | 24 | 76 | 67 | 143 |
| San Antonio | 3 | 12 | 8 | 20 | Filoco | 5 | 20 | 20 | 40 |
| Aviselgue | 4 | 10 | 8 | 18 | Huefel | 11 | 33 | 34 | 67 |
| Freire a Villarrica | 3 | 11 | 7 | 18 | Mahuidanche | 6 | 18 | 21 | 39 |
| Quilquilán | 7 | 21 | 23 | 44 | Pulón | 1 | 4 | 6 | 10 |
| Tihuayo | 9 | 27 | 25 | 52 | Quechuco | 15 | 33 | 42 | 75 |
| Alhué | 6 | 14 | 16 | 30 | Trapehue | 8 | 30 | 29 | 59 |
| Carimán | 24 | 75 | 53 | 128 | Alcahuil | 6 | 9 | 15 | 24 |
| Huenchumil | 2 | 6 | 10 | 16 | Chanco | 2 | 4 | 3 | 7 |
| Maile | 26 | 86 | 73 | 158 | Inoco | 18 | 54 | 51 | 105 |
| Painemil | 11 | 42 | 34 | 76 | Loica | 6 | 14 | 17 | 31 |
| Radal | 4 | 12 | 11 | 23 | Quilquileo | 3 | 7 | 5 | 12 |
| Santa Elvira | 5 | 19 | 17 | 36 | Zarzal | 12 | 25 | 27 | 52 |
| Sin Nombre | 27 | 59 | 76 | 135 | Colga | 34 | 123 | 118 | 241 |
| Calquinco | 9 | 28 | 38 | 66 | Millahuen | 2 | 4 | 7 | 11 |
| Dalcahue | 16 | 63 | 43 | 106 | Puraquina | 81 | 231 | 228 | 459 |
| Carmen de Colico El | 1 | 5 | 1 | 6 | Reserva Indígena | 7 | 19 | 13 | 32 |
| Colico Norte | 5 | 17 | 13 | 30 | Comuna Pitrufquén | 401 | 1.156 | 1.198 | 2.354 |
| Santa Amalia de Colico | 5 | 16 | 19 | 35 | Ancamill | 3 | 9 | 8 | 17 |
| Coipué | 11 | 37 | 35 | 72 | Colimill | 1 | 4 | 6 | 10 |
| Vicente Llancafit | 21 | 56 | 61 | 117 | Huichalaf | 2 | 4 | 7 | 11 |
| Camelias Las | 1 | 6 | 6 | 12 | Imalef | 6 | 16 | 20 | 36 |
| Camino a Villarrica | 14 | 47 | 52 | 99 | Marinao | 6 | 13 | 13 | 26 |
| Chanco | 17 | 61 | 69 | 130 | Antillanca | 2 | 6 | 7 | 13 |
| Folilco | 23 | 82 | 85 | 167 | Canuimillan | 2 | 6 | 7 | 13 |
| Huente | 16 | 63 | 54 | 117 | Huechulelfu | 5 | 21 | 23 | 44 |
| Retroco | 58 | 166 | 179 | 345 | Huiscapi | 2 | 8 | 5 | 13 |
| Rucahue | 39 | 140 | 129 | 269 | Pencolleufú | 18 | 66 | 59 | 125 |
| Rucatraco | 14 | 41 | 50 | 91 | Pulingue | 21 | 73 | 71 | 144 |
| Santa Juana | 1 | — | 3 | 3 | Agüero y Beltrán | 7 | 27 | 30 | 57 |
| Santa María | 2 | 7 | 5 | 12 | Agustín Velásquez | 7 | 22 | 16 | 38 |
| Comuna Freire | 1.136 | 3.536 | 3.503 | 7.039 | Antinao | 7 | 19 | 20 | 39 |
| Lomocura | 19 | 82 | 64 | 146 | Millaneo | 20 | 52 | 59 | 111 |
| Reserva Indígena | 26 | 81 | 87 | 168 | Railef | 2 | 4 | 6 | 10 |
| Arjenco | 58 | 204 | 177 | 381 | Santos Cumillán | 5 | 18 | 12 | 30 |
| Canuilaf | 2 | 9 | 11 | 20 | Toledo | 2 | 5 | 10 | 15 |
| Huenchuman | 3 | 8 | 14 | 22 | Carimán | 3 | 11 | 4 | 15 |
| Huayarufe | 12 | 42 | 47 | 89 | Melinhue | 37 | 115 | 117 | 232 |
| Huilipán | 35 | 156 | 131 | 287 | Comuna Gorbea | 158 | 499 | 500 | 999 |
| Meli | 57 | 198 | 178 | 376 | Allipén | 2 | 5 | 4 | 9 |
| Molulco | 31 | 87 | 98 | 185 | Barra La | 1 | 4 | 4 | 8 |
| Truful | 1 | 3 | — | 3 | Boldo | 3 | 10 | 12 | 22 |
| Alpehue | 12 | 27 | 38 | 65 | Catrilef | 7 | 25 | 25 | 50 |
| Coyamito | 14 | 33 | 33 | 66 | Colonia Agrícola Ca- | | | | |
| Concunyafe | 7 | 27 | 23 | 50 | magtey | 8 | 34 | 26 | 60 |
| Sahuelhue | 36 | 128 | 103 | 231 | Collico | 6 | 14 | 27 | 41 |
| Codilme | 5 | 21 | 24 | 45 | Chumpulli | 2 | 6 | 6 | 12 |
| Codihue | 36 | 139 | 112 | 251 | Maquehue | 2 | 7 | 7 | 14 |
| Cumpullu | 20 | 49 | 58 | 107 | Melirripe | 10 | 32 | 36 | 68 |
| Futeculfén | 29 | 75 | 70 | 145 | Nometraguen | 1 | 5 | 5 | 10 |
| Huichalelbún | 27 | 79 | 85 | 164 | Pocoyán | 105 | 344 | 339 | 683 |
| Lenfuche | 18 | 62 | 73 | 135 | Quilhuafilo | 1 | 3 | 2 | 5 |
| Miraflores | 1 | 4 | 4 | 8 | Tromen | 11 | 32 | 33 | 65 |
| Payaco | 5 | 19 | 19 | 38 | Ranquil | 1 | 4 | 3 | 7 |
| Pitranco | 17 | 68 | 78 | 146 | Ranquileo | 3 | 6 | 8 | 14 |
| Pichicodilme | 1 | 5 | 5 | 10 | San Lorenzo | 1 | 2 | 3 | 5 |
| Quecherehue | 45 | 141 | 125 | 266 | Arrayán | 2 | 5 | 6 | 11 |
| Quifanchique | 8 | 26 | 23 | 49 | Cayulfo | 25 | 84 | 79 | 163 |
| Reserva 41 | 5 | 17 | 13 | 30 | Colonia Boroa | 1 | 2 | 1 | 3 |
| Rucapellán | 9 | 29 | 29 | 58 | | | | | |
| Traumaco | 13 | 34 | 35 | 69 | | | | | |
| Catrilaf | 9 | 32 | 42 | 74 | | | | | |

| REDUCCION | N.º de viviendas | HABITANTES | | Total | REDUCCION | N.º de viviendas | HABITANTES | | Total |
|---------------------------|------------------|------------|------------|--------------|----------------------------|------------------|---------------|---------------|----------------|
| | | Hombres | Mujeres | | | | Hombres | Mujeres | |
| Coyanco..... | 8 | 19 | 25 | 44 | Chesque..... | 19 | 56 | 54 | 110 |
| Chanquín..... | 3 | 9 | 13 | 22 | Esperanza..... | 2 | 11 | 13 | 24 |
| Charquenco..... | 5 | 14 | 17 | 31 | Huincacara..... | 1 | 4 | 2 | 6 |
| Eucaliptus..... | 1 | 6 | 3 | 9 | Liumalla..... | 4 | 24 | 27 | 51 |
| Liempi..... | 18 | 52 | 51 | 103 | Mañío..... | 2 | 8 | 9 | 17 |
| Liempi Chenque..... | 1 | 1 | 1 | 2 | Quetraco..... | 25 | 83 | 83 | 166 |
| Maitén..... | 12 | 29 | 38 | 67 | Neltumen..... | 27 | 85 | 94 | 179 |
| Maitinco..... | 13 | 36 | 45 | 81 | Tricaucó..... | 19 | 54 | 65 | 119 |
| Nigüe..... | 4 | 4 | 8 | 12 | Comuna Villarrica.. | 503 | 1.632 | 1.622 | 3.254 |
| Pelecó..... | 1 | 1 | 7 | 8 | Llafenco Reserva..... | 3 | 10 | 9 | 19 |
| Puñilco..... | 1 | 4 | 1 | 5 | Palquin Reserva..... | 30 | 91 | 80 | 171 |
| Puralaco..... | 19 | 48 | 50 | 98 | Villarrica Reserva..... | 2 | 9 | 7 | 16 |
| Queule..... | 14 | 38 | 40 | 78 | Carileufo..... | 68 | 216 | 200 | 416 |
| Treque..... | 15 | 44 | 49 | 93 | Quelhue..... | 30 | 99 | 98 | 197 |
| Comuna Toltén.... | 307 | 929 | 974 | 1.903 | Coinquir Reserva..... | 4 | 14 | 11 | 25 |
| Catrimaitén..... | 3 | 8 | 9 | 17 | Millaqueco Reserva..... | 17 | 24 | 38 | 62 |
| Collimallín..... | 2 | 6 | 8 | 14 | Relicura..... | 24 | 77 | 62 | 139 |
| Chodhuehue..... | 1 | 3 | 3 | 6 | Trancura..... | 52 | 186 | 127 | 313 |
| Nigüén..... | 10 | 45 | 29 | 74 | Comuna Pucón..... | 230 | 726 | 632 | 1.358 |
| Peuchucón..... | 8 | 17 | 24 | 41 | PROVINCIA CAU- | | | | |
| Cahullamán..... | 3 | 11 | 7 | 18 | TIN..... | 14.245 | 45.306 | 46.360 | 91.583 |
| Catrihuai..... | 3 | 8 | 7 | 15 | Caiguinco..... | 29 | 101 | 85 | 186 |
| Centinela..... | 2 | 11 | 10 | 21 | Ciruelos..... | 15 | 41 | 44 | 85 |
| Collico..... | 12 | 38 | 43 | 81 | Pon-Pon..... | 9 | 27 | 35 | 62 |
| Chifilcoya..... | 14 | 44 | 28 | 72 | Puringue..... | 12 | 35 | 39 | 74 |
| Huichahue..... | 2 | 3 | 3 | 6 | Puringue Pobre..... | 16 | 51 | 48 | 99 |
| Huilquilefún..... | 8 | 29 | 25 | 54 | Puringue Rico..... | 24 | 81 | 88 | 169 |
| Huiscalaf..... | 6 | 19 | 18 | 37 | Alepué..... | 48 | 145 | 147 | 292 |
| Loloruca..... | 10 | 27 | 24 | 51 | Chan-Chan..... | 12 | 33 | 32 | 65 |
| Malhuehue..... | 3 | 10 | 17 | 27 | Manquillahue..... | 22 | 63 | 74 | 137 |
| Molul..... | 4 | 13 | 11 | 24 | Mehuín..... | 20 | 87 | 73 | 160 |
| Nikahuín..... | 55 | 178 | 162 | 340 | Panquinco..... | 17 | 39 | 44 | 83 |
| Paillaco..... | 2 | 5 | 6 | 11 | Tringlo..... | 19 | 64 | 59 | 123 |
| Quechaco..... | 3 | 9 | 9 | 18 | Mehuín..... | 18 | 83 | 58 | 141 |
| Quenchahuale..... | 1 | 2 | 2 | 4 | Yeco..... | 18 | 40 | 48 | 88 |
| Ranchahue..... | 7 | 12 | 20 | 32 | Comuna Mariquina.. | 279 | 890 | 874 | 1.764 |
| Chemocahuín..... | 1 | 1 | 2 | 3 | Puquiñé..... | 30 | 92 | 94 | 186 |
| Parcelas de Pidenco..... | 17 | 57 | 51 | 108 | Ancapulli..... | 8 | 38 | 29 | 67 |
| Peuchucón..... | 8 | 22 | 25 | 47 | Antihue..... | 1 | 4 | 3 | 7 |
| Quesquechán..... | 7 | 21 | 23 | 44 | Chaura..... | 3 | 13 | 13 | 26 |
| Cuno..... | 26 | 66 | 85 | 151 | Huanquehue..... | 1 | 4 | 4 | 8 |
| Liglelfún..... | 2 | 8 | 8 | 16 | Malo..... | 6 | 11 | 14 | 25 |
| R. Sin Nombre..... | 19 | 72 | 52 | 124 | Quenchúe..... | 1 | 1 | 2 | 3 |
| Ruperto..... | 1 | 2 | 2 | 4 | Tralcapulli..... | 4 | 17 | 14 | 31 |
| Trapalcán..... | 1 | 2 | 6 | 8 | Choshuenco..... | 27 | 74 | 86 | 160 |
| Copihuelqui..... | 12 | 48 | 25 | 73 | Neltume..... | 7 | 22 | 15 | 37 |
| Chanchán..... | 11 | 28 | 33 | 61 | Cayumapu..... | 40 | 122 | 126 | 248 |
| Millahueque..... | 22 | 71 | 63 | 134 | Huelquehue..... | 26 | 97 | 93 | 190 |
| Panquimán..... | 25 | 93 | 80 | 173 | Comuna Lanco..... | 154 | 495 | 493 | 968 |
| Comuna Loncoche .. | 311 | 989 | 920 | 1.909 | Caleurrepe..... | 67 | 219 | 198 | 417 |
| Carilefu..... | 5 | 20 | 20 | 40 | Isla Huape..... | 50 | 190 | 169 | 359 |
| Cónqui..... | 23 | 57 | 59 | 116 | Pritrinco..... | 15 | 45 | 49 | 94 |
| Chilco..... | 14 | 19 | 17 | 36 | Comuna Río Bueno | 132 | 454 | 416 | 870 |
| Lumaco..... | 1 | 3 | 7 | 10 | PROVINCIA VAL- | | | | |
| Llan-Llan..... | 24 | 69 | 71 | 140 | DIVIA..... | 565 | 1.839 | 1.783 | 3.622 |
| Malloco..... | 3 | 10 | 7 | 17 | Balmaceda..... | 3 | 6 | 4 | 10 |
| Putire..... | 45 | 140 | 133 | 273 | Huempelufo..... | 3 | 8 | 8 | 16 |
| Segunda Faja..... | 13 | 57 | 57 | 114 | Loncotoro..... | 6 | 18 | 25 | 43 |
| Calfutúe..... | 15 | 53 | 43 | 96 | Comuna Puerto Va- | | | | |
| Cofuepán..... | 1 | 2 | 2 | 4 | ras..... | 12 | 32 | 37 | 69 |
| Chesque..... | 3 | 8 | 8 | 16 | PROVINCIA DE | | | | |
| Hualapulle..... | 23 | 77 | 87 | 164 | LLANQUIHUE... | 12 | 32 | 37 | 69 |
| Huincacara..... | 32 | 90 | 86 | 176 | TOTAL GENERAL.. | 17.983 | 57.129 | 58.303 | 115.149 |
| Liumalla..... | 89 | 329 | 310 | 639 | | | | | |
| Miraflores..... | 1 | 3 | 2 | 5 | | | | | |
| Nancul..... | 12 | 39 | 38 | 77 | | | | | |
| Pichilenfu..... | 4 | 13 | 11 | 24 | | | | | |
| Quilín..... | 10 | 36 | 28 | 64 | | | | | |
| Rinconada..... | 2 | 4 | 4 | 8 | | | | | |
| Afunalhue..... | 3 | 8 | 9 | 17 | | | | | |
| Añilco..... | 10 | 30 | 32 | 62 | | | | | |
| Copihuelpi..... | 8 | 29 | 30 | 59 | | | | | |
| Cudico..... | 8 | 24 | 24 | 48 | | | | | |
| Chaura..... | 55 | 187 | 190 | 377 | | | | | |

| Extranjeros según Censo de 1940, por provincias y sexo | TOTAL GENERAL | | | TARAPACÁ | | ANTOFAGASTA | | ATACAMA | | COQUIMBO | | ACONCAGUA | | VALPARAISO | | SANTIAGO | | O'HIGGINS | | COLCHAQUA | | CURICÓ | |
|--|---------------|---------------|----------------|-------------|-------------|-------------|-------------|-------------|------------|-------------|------------|------------|------------|-------------|-------------|---------------|---------------|-------------|------------|------------|------------|------------|------------|
| | H. | M. | Total | H. | M. | H. | M. | H. | M. | H. | M. | H. | M. | H. | M. | H. | M. | H. | M. | H. | M. | H. | M. |
| Africa | 330 | 208 | 538 | 21 | 12 | 28 | 6 | — | — | 22 | 13 | 2 | 2 | 29 | 23 | 110 | 84 | 6 | 1 | — | — | — | — |
| Argentina | 5.102 | 5.758 | 10.860 | 66 | 53 | 274 | 156 | 346 | 232 | 75 | 56 | 73 | 95 | 402 | 448 | 1.824 | 2.063 | 73 | 93 | 22 | 28 | 27 | 41 |
| Bolivia | 4.505 | 3.139 | 7.644 | 2116 | 1287 | 1478 | 1143 | 45 | 20 | 26 | 23 | 5 | 11 | 114 | 117 | 606 | 447 | 25 | 12 | 3 | 4 | 3 | 7 |
| Brasil | 379 | 344 | 723 | 2 | 6 | 17 | 5 | — | — | 7 | 4 | 3 | 2 | 51 | 51 | 175 | 194 | 6 | — | — | — | — | — |
| Canadá | 52 | 40 | 92 | 2 | 1 | 1 | 1 | — | — | 1 | 1 | 1 | 1 | 7 | 4 | 20 | 17 | 7 | — | — | — | — | — |
| Colombia | 305 | 149 | 454 | 9 | 6 | 7 | 3 | 3 | 3 | — | — | — | — | 24 | 26 | 209 | 92 | 4 | 2 | 2 | — | — | — |
| Costa Rica | 73 | 38 | 111 | 3 | 1 | 4 | 1 | — | — | 1 | 1 | 1 | 1 | — | — | 49 | 27 | 3 | 2 | — | — | — | — |
| Cuba | 132 | 87 | 219 | 2 | 1 | 1 | 2 | — | — | 4 | 2 | 3 | 3 | 27 | 5 | 74 | 64 | 3 | — | — | — | — | — |
| Ecuador | 528 | 268 | 796 | 27 | 6 | 23 | 6 | 4 | — | 8 | 8 | 5 | 1 | 124 | 55 | 274 | 174 | 10 | 4 | 3 | 1 | — | — |
| Estados Unidos | 920 | 594 | 1.514 | 5 | 11 | 119 | 55 | 67 | 40 | 20 | 10 | 2 | — | 120 | 52 | 431 | 321 | 78 | 34 | 3 | — | — | — |
| Guatemala | 97 | 109 | 206 | 4 | 3 | 6 | 5 | 1 | — | 2 | 3 | 1 | — | 17 | 10 | 34 | 49 | 1 | — | — | — | — | — |
| Honduras | 68 | 46 | 114 | 1 | — | — | — | — | — | 2 | 1 | — | — | 10 | 12 | 18 | 5 | 1 | — | — | — | — | — |
| México | 126 | 124 | 250 | 7 | — | 11 | 2 | 3 | 1 | — | — | — | — | 13 | 18 | 63 | 77 | 5 | 4 | 1 | — | — | — |
| Nicaragua | 88 | 37 | 125 | 6 | 3 | 2 | 1 | — | — | 1 | 1 | — | — | 11 | 6 | 45 | 20 | — | — | — | — | — | — |
| Panamá | 184 | 187 | 371 | 10 | 9 | 13 | 17 | 10 | 3 | — | — | — | — | 13 | 27 | 88 | 69 | — | — | — | — | — | — |
| Paraguay | 59 | 49 | 108 | 3 | — | 1 | 2 | 1 | — | — | — | — | — | 5 | 3 | 33 | 32 | — | — | — | — | — | — |
| Perú | 1.986 | 1.907 | 3.893 | 711 | 753 | 116 | 75 | 23 | 25 | 15 | 16 | 8 | 17 | 180 | 219 | 806 | 708 | 15 | 7 | 7 | 8 | 3 | 2 |
| Puerto Rico | 23 | 21 | 44 | 1 | 1 | 1 | 1 | — | — | 1 | 1 | — | — | 3 | 4 | 11 | 9 | — | — | — | — | — | — |
| Salvador | 35 | 32 | 67 | 1 | 1 | 2 | 2 | 1 | — | — | — | — | — | — | — | 20 | 22 | 1 | — | — | — | — | — |
| Santo Domingo | 29 | 27 | 56 | 6 | 7 | 1 | 1 | — | — | 1 | — | — | — | 1 | 4 | 14 | 5 | — | — | — | — | — | — |
| Venezuela | 193 | 186 | 379 | 3 | 2 | 2 | 1 | — | — | 1 | 4 | 4 | 5 | 34 | 42 | 98 | 89 | 2 | 1 | — | — | — | — |
| Uruguay | 239 | 229 | 468 | 4 | 3 | 8 | — | 4 | 1 | 3 | 6 | — | — | 1 | 33 | 34 | 122 | 122 | 2 | 3 | 1 | 1 | — |
| Otros países americanos | 62 | 33 | 95 | — | 1 | 2 | — | 1 | — | 1 | 1 | 6 | — | 15 | 4 | 13 | 14 | — | — | — | — | — | — |
| Arabia | 312 | 84 | 396 | 6 | 1 | 10 | 2 | 1 | — | 9 | — | 14 | 6 | 23 | 13 | 132 | 39 | 19 | 2 | 1 | — | — | — |
| China | 1.379 | 63 | 1.442 | 550 | 14 | 334 | 3 | 139 | 1 | 40 | 2 | 1 | — | 52 | 8 | 241 | 24 | 6 | 1 | 1 | — | — | — |
| Japón | 691 | 257 | 948 | 38 | 12 | 207 | 9 | 10 | 1 | 8 | 1 | 57 | 31 | 76 | 70 | 218 | 90 | 9 | 3 | 4 | 1 | 1 | 1 |
| Palestina | 1.656 | 967 | 2.623 | 7 | 1 | 25 | 1 | 3 | — | 78 | 32 | 99 | 36 | 187 | 106 | 602 | 420 | 40 | 25 | 75 | 58 | 29 | 21 |
| Siria | 1.134 | 456 | 1.590 | 8 | 1 | 48 | 1 | 10 | 3 | 60 | 15 | 9 | 1 | 86 | 41 | 523 | 289 | 71 | 27 | 9 | 1 | 12 | 2 |
| Turquía | 360 | 205 | 565 | 8 | 4 | 7 | 1 | 14 | 6 | 30 | 18 | 12 | 2 | 32 | 21 | 150 | 93 | 20 | 19 | 1 | — | — | — |
| Otros países asiáticos | 131 | 68 | 199 | — | 1 | 6 | — | 6 | 1 | 20 | 13 | 3 | 1 | 19 | 8 | 60 | 33 | 2 | 3 | 3 | 3 | — | — |
| Alemania | 8.378 | 5.556 | 13.933 | 57 | 21 | 171 | 30 | 40 | 11 | 191 | 40 | 45 | 18 | 1269 | 893 | 3.864 | 2.922 | 61 | 37 | 20 | 14 | 19 | 9 |
| Austria | 543 | 422 | 965 | 7 | 6 | 24 | 8 | 7 | 3 | 6 | 5 | 5 | — | 59 | 35 | 291 | 284 | 11 | 7 | — | — | — | — |
| Bélgica | 212 | 167 | 379 | 18 | 3 | 2 | 2 | 14 | 4 | 10 | 1 | 2 | 2 | 21 | 26 | 76 | 82 | 1 | 1 | 3 | 3 | — | — |
| Bulgaria | 113 | 80 | 193 | 4 | 1 | 2 | 3 | 1 | — | 1 | — | — | — | 4 | 3 | 38 | 34 | 22 | — | — | — | — | — |
| Checoslovaquia | 362 | 255 | 617 | 7 | 2 | 10 | 1 | — | — | — | — | — | — | 37 | 15 | 245 | 197 | 5 | 1 | — | — | — | — |
| Dinamarca | 283 | 49 | 332 | 10 | — | 15 | 1 | 6 | — | 1 | 1 | — | — | 29 | 19 | 39 | 18 | 4 | — | 3 | — | — | — |
| España | 15.046 | 8.278 | 23.323 | 233 | 76 | 377 | 61 | 93 | 30 | 196 | 63 | 227 | 96 | 2062 | 1171 | 7.908 | 4.856 | 407 | 184 | 233 | 99 | 199 | 92 |
| Francia | 1.970 | 1.674 | 3.644 | 11 | 11 | 16 | 6 | 16 | 3 | 16 | 10 | 34 | 20 | 194 | 183 | 954 | 1.063 | 54 | 18 | 20 | 4 | 13 | 7 |
| Grecia | 467 | 104 | 571 | 19 | — | 165 | 12 | 10 | 1 | 35 | 6 | 5 | — | 40 | 6 | 130 | 65 | 5 | 2 | 1 | 1 | 2 | — |
| Holanda | 343 | 173 | 516 | 6 | — | 11 | 2 | 8 | — | 2 | — | — | — | 63 | 13 | 134 | 71 | 2 | — | 2 | 1 | 1 | 1 |
| Hungría | 585 | 596 | 1.181 | 9 | 7 | 10 | 3 | 4 | 2 | 1 | — | — | — | 40 | 31 | 555 | 504 | 1 | — | — | — | — | — |
| Inglaterra | 1.944 | 1.359 | 3.303 | 97 | 27 | 166 | 48 | 25 | 4 | 29 | 17 | 14 | 7 | 373 | 291 | 617 | 535 | 40 | 29 | 5 | 5 | 3 | 1 |
| Irlanda | 66 | 71 | 137 | 3 | — | 1 | — | — | — | 1 | — | — | — | 10 | 19 | 27 | 32 | — | — | — | — | — | — |
| Italia | 7.351 | 3.268 | 10.619 | 300 | 153 | 106 | 47 | 107 | 30 | 63 | 17 | 121 | 50 | 2007 | 841 | 3.502 | 1.664 | 77 | 34 | 32 | 13 | 49 | 24 |
| Noruega | 207 | 71 | 278 | 1 | — | 64 | 1 | 29 | — | 1 | — | — | — | 29 | 19 | 31 | 27 | 7 | — | — | — | — | — |
| Polonia | 679 | 501 | 1.180 | 7 | 3 | 9 | — | 2 | — | 1 | 1 | 5 | — | 2 | 41 | 38 | 613 | 415 | 7 | 4 | 2 | 1 | 6 |
| Portugal | 154 | 122 | 276 | 6 | 3 | 6 | — | — | — | — | — | — | — | 18 | 13 | 73 | 64 | 1 | — | — | — | — | — |
| Rumania | 734 | 565 | 1.299 | 9 | 4 | 12 | 1 | 7 | 3 | 8 | 1 | 7 | 4 | 42 | 39 | 533 | 430 | 9 | 7 | 2 | 3 | 2 | 1 |
| Rusia | 852 | 617 | 1.469 | 4 | 1 | 18 | 1 | 10 | 5 | 6 | 1 | 2 | — | 77 | 50 | 623 | 498 | 10 | 3 | 2 | 3 | 2 | 1 |
| Grecia | 135 | 62 | 197 | 4 | — | 27 | 2 | 2 | — | 3 | 6 | 3 | — | 16 | 2 | 47 | 45 | — | — | — | — | — | — |
| Suecia | 267 | 597 | 1.364 | 8 | — | 22 | 6 | 6 | — | 3 | 13 | 8 | — | 70 | 43 | 292 | 248 | 14 | 6 | 6 | 2 | 1 | 1 |
| Yugoslavia | 2.609 | 1.132 | 3.741 | 141 | 34 | 573 | 87 | 72 | 22 | 103 | 24 | 2 | 2 | 100 | 40 | 555 | 263 | 24 | 4 | 1 | — | — | — |
| Otros países europeos | 179 | 113 | 292 | — | 1 | 9 | — | 1 | — | 1 | — | — | — | 20 | 10 | 84 | 67 | 8 | 5 | — | — | — | — |
| Australia | 23 | 21 | 44 | — | — | — | — | — | — | — | — | — | — | 2 | 6 | 9 | 9 | — | — | — | — | — | — |
| Filipinas | 23 | 5 | 28 | — | — | 3 | — | — | — | — | — | — | — | — | — | 13 | 2 | — | — | — | — | — | — |
| Nueva Zelanda | 16 | 12 | 28 | — | — | — | — | — | — | — | — | — | — | — | — | 5 | 6 | — | — | — | — | — | — |
| Otros países de Oceanía | 5 | 4 | 9 | — | — | — | — | — | — | — | — | — | — | — | — | 1 | 2 | — | — | — | — | — | — |
| Nacionalidad ignorada | 247 | 118 | 366 | 1 | 2 | 30 | 11 | 1 | 1 | 9 | — | 1 | 1 | 22 | 6 | 58 | 41 | 5 | 7 | 5 | 4 | — | 1 |
| Total general | 65.570 | 41.703 | 107.273 | 4587 | 2538 | 4593 | 1831 | 1168 | 469 | 1115 | 423 | 823 | 448 | 8379 | 5285 | 28.275 | 20.118 | 1152 | 603 | 477 | 261 | 399 | 223 |

| Población total y población activa de algunos países | Fecha | Población total | POBLACIÓN ACTIVA | | Países (Continuación) | Fecha | Población total | POBLACIÓN ACTIVA | |
|--|-------|-----------------|------------------|------|-----------------------|-------|-----------------|------------------|------|
| | | | Número | % | | | | Número | % |
| Europa | | | | | Asia | | | | |
| Alemania | 1939 | 78.072.258 | 39.794.700 | 51,0 | India | 1931 | 352.837.778 | 148.816.938 | 42,2 |
| Austria | | | | | | | | | |

POBLACION POR GRUPOS QUINQUENALES DE EDAD, SEXO Y PROVINCIAS

| Edad años | Tarapacá | | Antofagasta | | Atacama | | Coquimbo | |
|--------------|----------|---------|-------------|---------|---------|---------|----------|---------|
| | hombres | mujeres | hombres | mujeres | hombres | mujeres | hombres | mujeres |
| 0-4 | 5869 | 5774 | 8399 | 8220 | 5220 | 5230 | 17274 | 17041 |
| 5-9 | 6089 | 5842 | 8314 | 8191 | 5505 | 5316 | 18585 | 17721 |
| 10-14 | 6584 | 6433 | 8500 | 8493 | 5150 | 5085 | 16623 | 16254 |
| 15-19 | 5216 | 5096 | 6701 | 6725 | 4288 | 4027 | 12699 | 12509 |
| 20-24 | 4896 | 3941 | 7384 | 6266 | 3882 | 3444 | 8135 | 10515 |
| 25-29 | 4068 | 4041 | 7158 | 5886 | 4125 | 3311 | 7839 | 9244 |
| 30-34 | 3952 | 3490 | 6883 | 4877 | 3863 | 2727 | 7198 | 7733 |
| 35-39 | 3949 | 3204 | 6021 | 4584 | 3390 | 2550 | 6752 | 7710 |
| 40-44 | 3919 | 2706 | 5147 | 3499 | 2551 | 1804 | 5888 | 5818 |
| 45-49 | 3404 | 2331 | 4159 | 3056 | 2038 | 1460 | 5018 | 4808 |
| 50-54 | 2619 | 1680 | 3389 | 2303 | 1645 | 1202 | 4235 | 4146 |
| 55-59 | 2174 | 1366 | 2628 | 1951 | 1375 | 953 | 3864 | 3423 |
| 60-64 | 1361 | 963 | 1632 | 1349 | 1017 | 769 | 2888 | 3046 |
| 65-69 | 740 | 599 | 818 | 748 | 600 | 443 | 1632 | 1650 |
| 70-74 | 381 | 458 | 390 | 548 | 337 | 308 | 1064 | 1388 |
| 75-79 | 209 | 275 | 179 | 275 | 171 | 164 | 600 | 758 |
| 80-84 | 103 | 151 | 86 | 183 | 69 | 119 | 339 | 521 |
| 85-89 | 54 | 61 | 32 | 71 | 39 | 68 | 125 | 248 |
| 90-94 | 17 | 30 | 17 | 43 | 17 | 22 | 49 | 142 |
| 95-99 | 8 | 21 | 6 | 19 | 10 | 13 | 20 | 73 |
| 100+ | 10 | 13 | 10 | 7 | 4 | 1 | 6 | 28 |
| Total | 55622 | 48475 | 77853 | 67294 | 45296 | 39016 | 120833 | 124776 |

| años | Aconcagua | | Valparaíso | | Santiago | | O'Higgins | |
|-------|-----------|---------|------------|---------|----------|---------|-----------|---------|
| | hombres | mujeres | hombres | mujeres | hombres | mujeres | hombres | mujeres |
| 0-4 | 7492 | 7506 | 22544 | 22157 | 68299 | 66479 | 13164 | 12855 |
| 5-9 | 8406 | 8085 | 24577 | 24704 | 69870 | 68820 | 13837 | 13020 |
| 10-14 | 7604 | 7429 | 24470 | 24735 | 68298 | 70321 | 12872 | 11784 |
| 15-19 | 6056 | 5565 | 20795 | 21677 | 60122 | 66406 | 10073 | 9460 |
| 20-24 | 5236 | 4864 | 18946 | 20919 | 56479 | 70222 | 9089 | 8195 |
| 25-29 | 4607 | 4557 | 17249 | 20264 | 54975 | 67281 | 8499 | 7469 |
| 30-34 | 4039 | 3636 | 16110 | 16341 | 48931 | 53272 | 7305 | 6105 |
| 35-39 | 3518 | 3539 | 13803 | 15417 | 42288 | 49211 | 6347 | 5819 |
| 40-44 | 3120 | 2839 | 12380 | 12558 | 36455 | 38405 | 5718 | 4675 |
| 45-49 | 2616 | 2339 | 10025 | 10408 | 28167 | 30883 | 4426 | 3989 |
| 50-54 | 2094 | 2048 | 8094 | 8422 | 21472 | 25296 | 3582 | 3517 |
| 55-59 | 1796 | 1659 | 6361 | 6413 | 16070 | 18716 | 2879 | 2606 |
| 60-64 | 1438 | 1516 | 4816 | 5819 | 12464 | 17078 | 2587 | 2615 |
| 65-69 | 919 | 755 | 2727 | 3223 | 7004 | 9393 | 1457 | 1281 |
| 70-74 | 612 | 667 | 1833 | 2524 | 4867 | 7803 | 1169 | 1262 |
| 75-79 | 333 | 335 | 950 | 1272 | 2495 | 3774 | 563 | 596 |
| 80-84 | 182 | 250 | 438 | 899 | 1378 | 2651 | 361 | 550 |
| 85-89 | 81 | 117 | 215 | 431 | 479 | 957 | 98 | 134 |
| 90-94 | 46 | 65 | 85 | 202 | 236 | 600 | 60 | 136 |
| 95-99 | 17 | 37 | 77 | 124 | 154 | 265 | 32 | 53 |
| 100+ | 13 | 16 | 23 | 38 | 46 | 123 | 13 | 45 |
| Total | 60225 | 57824 | 206518 | 218547 | 600549 | 667956 | 104131 | 96166 |

| Edad | Colchagua | | Curicó | | Talca | | Maule | |
|-------|-----------|---------|---------|---------|---------|---------|---------|---------|
| | años | hombres | mujeres | hombres | mujeres | hombres | mujeres | hombres |
| 0-4 | 8764 | 8271 | 5109 | 5104 | 9749 | 9469 | 4456 | 4343 |
| 5-9 | 9071 | 8599 | 5127 | 5078 | 9765 | 9539 | 4752 | 4625 |
| 10-14 | 8679 | 7905 | 5011 | 4780 | 9520 | 9196 | 4421 | 4338 |
| 15-19 | 6887 | 6613 | 4173 | 4038 | 8478 | 7723 | 3554 | 3525 |
| 20-24 | 5534 | 5356 | 3464 | 3562 | 6589 | 6907 | 2728 | 2955 |
| 25-29 | 5031 | 4712 | 3039 | 3090 | 6175 | 6336 | 2358 | 2671 |
| 30-34 | 4173 | 3974 | 2671 | 2542 | 5401 | 5130 | 1975 | 2175 |
| 35-39 | 3666 | 3777 | 2456 | 2569 | 4807 | 5055 | 1700 | 2141 |
| 40-44 | 3401 | 3195 | 2336 | 2231 | 4411 | 4227 | 1689 | 1907 |
| 45-49 | 2678 | 2622 | 1878 | 1672 | 3522 | 3446 | 1385 | 1596 |
| 50-54 | 2371 | 2546 | 1556 | 1571 | 2979 | 3039 | 1169 | 1582 |
| 55-59 | 1874 | 1903 | 1227 | 1098 | 2342 | 2232 | 1026 | 1137 |
| 60-64 | 1779 | 1901 | 1124 | 1205 | 2188 | 2379 | 1027 | 1305 |
| 65-69 | 1079 | 924 | 642 | 587 | 1278 | 1105 | 670 | 690 |
| 70-74 | 866 | 960 | 491 | 554 | 876 | 1079 | 499 | 623 |
| 75-79 | 466 | 428 | 243 | 259 | 459 | 438 | 263 | 317 |
| 80-84 | 304 | 453 | 171 | 247 | 323 | 476 | 196 | 315 |
| 85-89 | 97 | 92 | 56 | 59 | 79 | 118 | 62 | 84 |
| 90-94 | 63 | 98 | 40 | 57 | 67 | 124 | 51 | 75 |
| 95-99 | 30 | 43 | 15 | 19 | 26 | 46 | 27 | 40 |
| 100+ | 22 | 41 | 12 | 22 | 19 | 24 | 18 | 27 |
| Total | 66835 | 64413 | 40841 | 40344 | 79053 | 78088 | 34026 | 36471 |

| Edad | Linares | | Ñuble | | Concepción | | Arauco | |
|-------|---------|---------|---------|---------|------------|---------|---------|---------|
| | años | hombres | mujeres | hombres | mujeres | hombres | mujeres | hombres |
| 0-4 | 8814 | 8662 | 15977 | 15608 | 19006 | 18706 | 4824 | 4660 |
| 5-9 | 8909 | 8532 | 16798 | 15918 | 18787 | 18246 | 4988 | 4813 |
| 10-14 | 8689 | 8380 | 15816 | 15126 | 17697 | 18309 | 4724 | 4370 |
| 15-19 | 7281 | 6594 | 12894 | 11865 | 16112 | 16088 | 3555 | 3388 |
| 20-24 | 5595 | 5634 | 10023 | 10342 | 14860 | 15321 | 2904 | 2764 |
| 25-29 | 5056 | 5340 | 9372 | 9768 | 13924 | 14523 | 2474 | 2607 |
| 30-34 | 4136 | 4178 | 7526 | 7561 | 11039 | 10912 | 1912 | 1891 |
| 35-39 | 3864 | 4186 | 6745 | 7606 | 9747 | 10613 | 1784 | 1810 |
| 40-44 | 3638 | 3665 | 6252 | 6492 | 8269 | 8105 | 1545 | 1467 |
| 45-49 | 2900 | 2840 | 5141 | 5100 | 6334 | 6676 | 1243 | 1243 |
| 50-54 | 2470 | 2613 | 4077 | 4425 | 4696 | 5414 | 923 | 915 |
| 55-59 | 1990 | 1891 | 3313 | 3230 | 3721 | 4130 | 809 | 716 |
| 60-64 | 1773 | 1962 | 3102 | 3518 | 2971 | 3971 | 662 | 736 |
| 65-69 | 1070 | 960 | 1829 | 1739 | 1691 | 2068 | 465 | 440 |
| 70-74 | 761 | 823 | 1341 | 1596 | 1189 | 1810 | 315 | 336 |
| 75-79 | 385 | 376 | 656 | 650 | 604 | 850 | 167 | 194 |
| 80-84 | 269 | 345 | 370 | 657 | 356 | 647 | 108 | 139 |
| 85-89 | 77 | 104 | 155 | 195 | 133 | 257 | 42 | 54 |
| 90-94 | 40 | 79 | 70 | 143 | 68 | 182 | 30 | 35 |
| 95-99 | 23 | 34 | 48 | 65 | 54 | 79 | 12 | 18 |
| 100+ | 9 | 21 | 24 | 52 | 21 | 55 | 8 | 17 |
| Total | 67749 | 67219 | 121529 | 121656 | 151279 | 156962 | 33494 | 32613 |

| Edad | Bío-Bío | | Nalleco | | Cautín | | Valdivia | |
|-------|---------|---------|---------|---------|---------|---------|----------|---------|
| | años | hombres | mujeres | hombres | mujeres | hombres | mujeres | hombres |
| 0-4 | 9205 | 9270 | 11146 | 10811 | 27368 | 27127 | 13393 | 13560 |
| 5-9 | 9290 | 9061 | 11397 | 10858 | 27535 | 26700 | 13582 | 13194 |
| 10-14 | 8543 | 8275 | 10462 | 10352 | 25857 | 24783 | 12597 | 12084 |
| 15-19 | 6985 | 6521 | 8632 | 8041 | 20883 | 20439 | 10764 | 10039 |
| 20-24 | 5354 | 5595 | 6543 | 6781 | 15965 | 17543 | 8839 | 8711 |
| 25-29 | 4831 | 5095 | 5810 | 6168 | 14359 | 15729 | 8021 | 7959 |
| 30-34 | 3841 | 3795 | 4986 | 4720 | 11506 | 11628 | 6601 | 5490 |
| 35-39 | 3457 | 3816 | 4304 | 4420 | 9853 | 10642 | 5789 | 5538 |
| 40-44 | 3034 | 3025 | 3797 | 3486 | 8524 | 8167 | 4897 | 4156 |
| 45-49 | 2369 | 2388 | 3117 | 2834 | 6704 | 6461 | 4142 | 3416 |
| 50-54 | 1824 | 1804 | 2223 | 1969 | 5018 | 4731 | 3092 | 2380 |
| 55-59 | 1500 | 1368 | 1779 | 1598 | 4015 | 3573 | 2313 | 1803 |
| 60-64 | 1288 | 1428 | 1543 | 1536 | 3653 | 3613 | 1902 | 1714 |
| 65-69 | 872 | 808 | 961 | 813 | 2282 | 2039 | 1178 | 934 |
| 70-74 | 580 | 667 | 665 | 699 | 1646 | 1641 | 814 | 778 |
| 75-79 | 283 | 342 | 393 | 371 | 863 | 940 | 437 | 432 |
| 80-84 | 188 | 251 | 233 | 291 | 600 | 806 | 269 | 302 |
| 85-89 | 73 | 84 | 97 | 99 | 297 | 384 | 123 | 126 |
| 90-94 | 39 | 67 | 46 | 80 | 149 | 229 | 43 | 97 |
| 95-99 | 23 | 29 | 25 | 35 | 94 | 126 | 36 | 48 |
| 100+ | 19 | 25 | 22 | 31 | 74 | 113 | 18 | 31 |
| Total | 63598 | 63714 | 78181 | 75993 | 187245 | 187414 | 98850 | 92792 |

| Edad | Osorno | | Llanquihue | | Chiloé | | Aysén | |
|-------|--------|---------|------------|---------|---------|---------|---------|---------|
| | años | hombres | mujeres | hombres | mujeres | hombres | mujeres | hombres |
| 0-4 | 7736 | 7612 | 9053 | 9204 | 7044 | 6942 | 1330 | 1284 |
| 5-9 | 7767 | 7197 | 8323 | 8171 | 6955 | 6903 | 1255 | 1222 |
| 10-14 | 6963 | 6759 | 7689 | 7418 | 6462 | 6326 | 959 | 977 |
| 15-19 | 6007 | 5554 | 5966 | 5980 | 4865 | 5650 | 933 | 720 |
| 20-24 | 4842 | 4992 | 5006 | 5307 | 2798 | 5064 | 800 | 705 |
| 25-29 | 4411 | 4408 | 4478 | 4584 | 2831 | 4708 | 868 | 672 |
| 30-34 | 3716 | 3163 | 3949 | 3569 | 2450 | 3760 | 777 | 533 |
| 35-39 | 3158 | 2996 | 3188 | 3162 | 2146 | 3312 | 607 | 435 |
| 40-44 | 2765 | 2338 | 2895 | 2594 | 1857 | 2838 | 624 | 341 |
| 45-49 | 2097 | 1812 | 2193 | 1981 | 1615 | 2312 | 417 | 200 |
| 50-54 | 1657 | 1395 | 1805 | 1684 | 1568 | 2261 | 330 | 170 |
| 55-59 | 1267 | 1085 | 1404 | 1242 | 1390 | 1671 | 213 | 104 |
| 60-64 | 1156 | 978 | 1150 | 1174 | 1197 | 1745 | 144 | 75 |
| 65-69 | 688 | 581 | 801 | 718 | 785 | 976 | 77 | 50 |
| 70-74 | 503 | 490 | 499 | 583 | 624 | 740 | 46 | 32 |
| 75-79 | 302 | 249 | 277 | 319 | 381 | 452 | 26 | 18 |
| 80-84 | 152 | 192 | 173 | 229 | 240 | 364 | 13 | 12 |
| 85-89 | 67 | 108 | 110 | 117 | 88 | 133 | 12 | 12 |
| 90-94 | 31 | 64 | 25 | 56 | 49 | 87 | 4 | 5 |
| 95-99 | 23 | 26 | 50 | 75 | 29 | 51 | 4 | 3 |
| 100+ | 16 | 18 | 6 | 18 | 18 | 19 | 5 | 0 |
| Total | 55324 | 52017 | 59040 | 58185 | 45392 | 56314 | 9444 | 7570 |

| <u>Edad</u> <u>años</u> | <u>Magallanes</u> | | <u>P A I S</u> | |
|----------------------------|-------------------|----------------|----------------|----------------|
| | <u>hombres</u> | <u>mujeres</u> | <u>hombres</u> | <u>mujeres</u> |
| 0-4 | 2433 | 2441 | 313667 | 308336 |
| 5-9 | 2468 | 2550 | 321952 | 312905 |
| 10-14 | 2617 | 2578 | 306807 | 302490 |
| 15-19 | 2402 | 2239 | 256321 | 256482 |
| 20-24 | 2980 | 2154 | 218871 | 238059 |
| 25-29 | 2837 | 2082 | 204395 | 222506 |
| 30-34 | 2491 | 1773 | 177431 | 174974 |
| 35-39 | 2066 | 1475 | 155405 | 165587 |
| 40-44 | 1871 | 1154 | 136983 | 131692 |
| 45-49 | 1557 | 967 | 109145 | 106840 |
| 50-54 | 1192 | 827 | 86081 | 87940 |
| 55-59 | 851 | 540 | 68181 | 66408 |
| 60-64 | 581 | 385 | 55443 | 62780 |
| 65-69 | 321 | 260 | 32586 | 33784 |
| 70-74 | 194 | 168 | 22562 | 28537 |
| 75-79 | 94 | 82 | 11799 | 14166 |
| 80-84 | 37 | 59 | 6958 | 11109 |
| 85-89 | 12 | 25 | 2703 | 4138 |
| 90-94 | 8 | 23 | 1350 | 2738 |
| 95-99 | 6 | 9 | 849 | 1354 |
| 100+ | 1 | 3 | 437 | 788 |
| Total. | 27019 | 21794 | 2489926 | 2533613 |

censales, en beneficio de la ampliación de las investigaciones a las características de la población que son de indispensable conocimiento en el presente período de desarrollo de nuestro país.

Teniendo en cuenta estas necesidades nacionales, Chile está cooperando con los organismos internacionales que preparan desde ahora el "Censo de América" de 1960. En el Comité Ad-Hoc, que fue creado por el Instituto Interamericano de Estadística (IASI), Chile recibió la honrosa distinción de que el Director General del Servicio de Estadística y Censos fuera designado, junto con el Coordinador de Estadísticas Internacionales de la Oficina de Censos de los EE. UU., señor Calbert Dedrick, el Director General de Estadística de México, Ing. señor Rodolfo Flores Talavera y el doctor O. A. de Moraes, Secretario Asistente del IASI, para formar parte de ese organismo destinado a desarrollar un Plan Preliminar para el Censo de América de 1960.

El Plan, que fue aprobado por la III Sesión de la Comisión de Mejoramiento de las Estadísticas Nacionales (COINS) y por la III Conferencia Interamericana de Estadística, celebradas ambas en Quitandinha, Petrópolis, Brasil, en el mes de Junio de 1955, contempla la continuación de la Comisión del Censo de América (COTA-1960), la que deberá desarrollar un "Programa Decenal Censal de América" integrado por tres ciclos de labores censales: (a) el ciclo del censo de los aspectos predominantemente sociales (población, vivienda y agropecuario) durante los años terminados en cero (1); (b) un segundo ciclo sería el establecido para la realización de dos censos de carácter económico durante el período (industria, comercio, transporte y comunicaciones), el primero dos años y medio después, y el segundo dos y medio antes del censo de población, y (c) un ciclo de investigaciones especiales complementarias (por "Muestreo") durante el período en que baja la actividad censal (un año y medio antes y después de los años terminados en cinco).

Aparentemente, la actividad censal parece multiplicarse excesivamente con un plan de este carácter, para las posibilidades técnicas y económicas de la mayoría de los países, incluso Chile. Sin embargo, ello no es así en la realidad y lo que se ha tenido en cuenta es, precisamente, evitar el alto costo presupuestal de los censos realizados a largos espacios, lo mismo que la mayor movilidad de la población en el aspecto económico que en el demográfico.

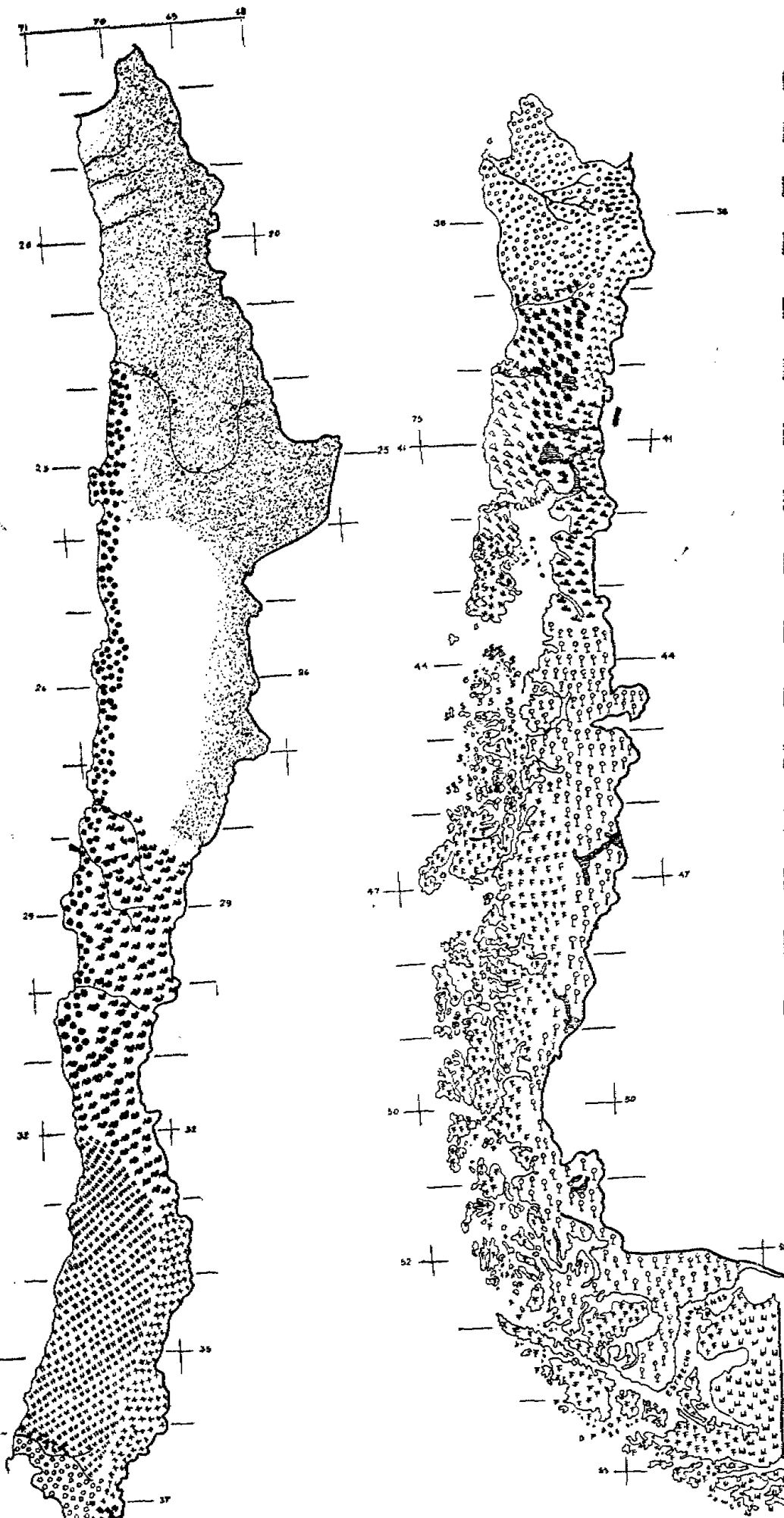
Chile posee experiencias recientes que justifican este punto de vista, con el aprovechamiento del aparato técnico y de materiales (cartografía, etc.), del Censo de 1952 en el III Censo Agrícola Ganadero que acaba de realizar. Siguiendo este mismo principio, Chile se prepara actualmente para la realización del Censo Económico, (industrias, comercio y servicios), con el objeto de satisfacer una necesidad que ha venido siendo exigida insistentemente por el progreso y los cambios que el país presenta en estas materias.

















El XII Censo General de Población y I de Vivienda, por cuanto aquí queda expuesto, está llamado a ser el cimiento de una nueva etapa en la estadística chilena, de incalculables beneficios para el desarrollo de la nación. Al presentarlo al público en sus resultados finales, el Servicio Nacional de Estadística renueva sus votos por la prosperidad del país y antepone su voluntad de trabajo para el cumplimiento de tan altos propósitos.

(1) Ha sido costumbre de la mayoría de los países de América hacer sus investigaciones agropecuarias conjuntamente con el levantamiento de los censos de población. Por esta razón no se ha creído oportuno incluir este tipo de investigaciones dentro de los censos económicos en los planes que están en estudio. Para ello se tuvo en consideración, igualmente, la íntima relación que las expresadas estadísticas guardan con los censos demográficos en Latinoamérica, donde el 65% de la población activa se dedica a las tareas agrícolas.

CARTA ETNOGRAFICA DE CHILE A LA LLEGADA DE LOS ESPAÑOLES

LEYENDA

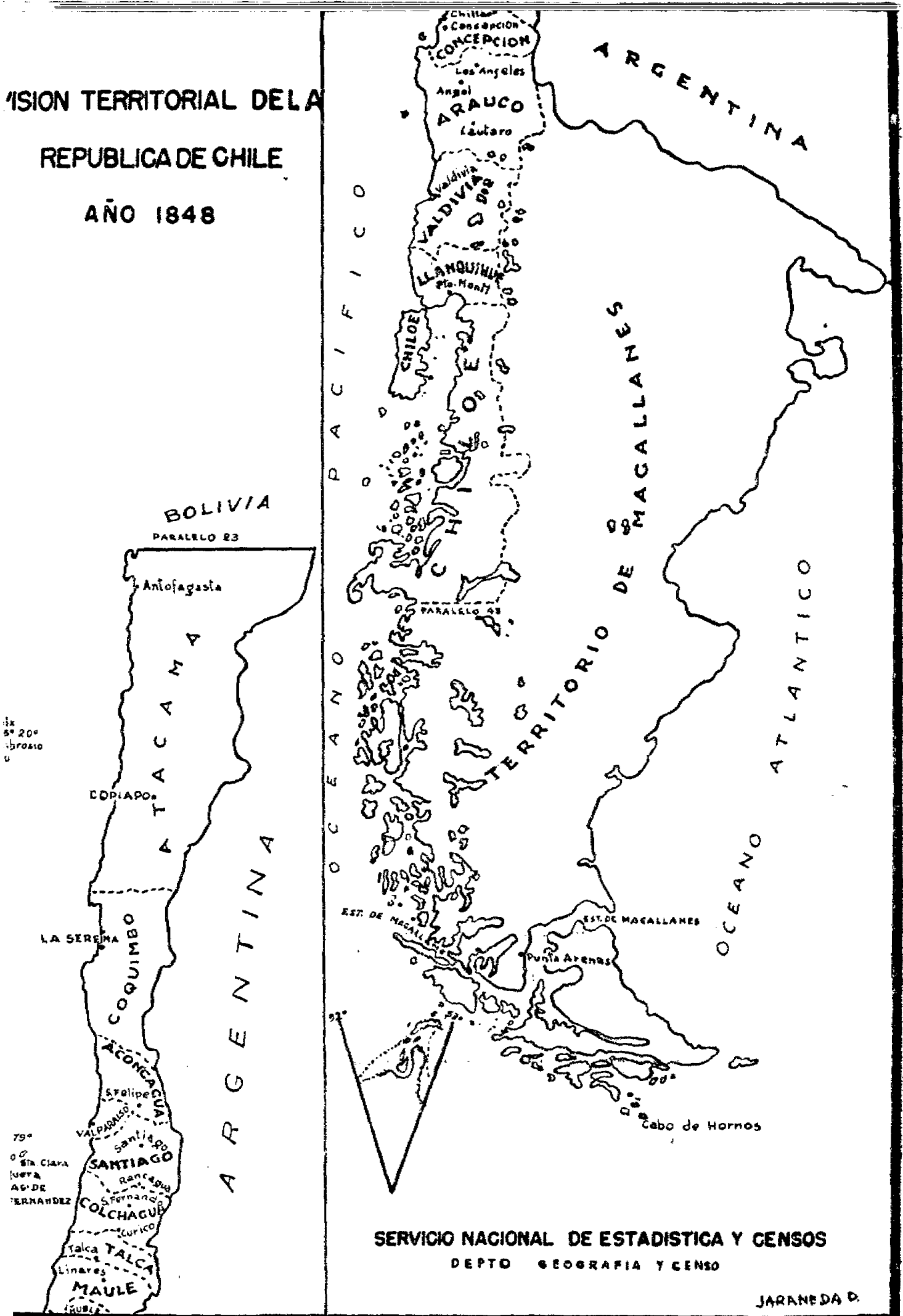


-  **ATACAMEÑOS:** Extremo N. aprde. hasta los 28°, especialmente Zona Cordillerana, quebradas d extremo, Rio Loa, Chiu-Chiu.
-  **CHANGOS:** Costa desde los 28° a los 31°, especialmente las Pro. Antofagasta y Atacama.
-  **DIASMITAS ó CALCHAQUIES:** Part. las Prov. de Atacama y Coquimbo; especialmente Valles de Copiapó y...
-  **PICHUNCHES:** Desde el Rio Loa ha. Maipo, ocupando parte de la Prov. Coquimbo, enteramente las d. Coquimbo, Valparaíso y Santiago; de las de O'Higgins y Colchagua.
-  **CHICUILLANES:** Desde el Aconcagua hasta las Nevadas de Chillan, en la Zón Cordillerana.
-  **MAPUCHES (Araucanos):** Entre: Rios Maipo y Toltén.
-  **TEHUENCHES:** AIS. del Nevado de Chillan hasta el Volcan Lonquimay, la Región Cordillerana.
-  **FUELIQUES:** Cordillera de Valdivia
-  **HUILICHES (Gente del Sur):** Al S. del Rio Toltén hasta el Seno de Reloncavé.
-  **CHUNGOS:** En el litoral de la Reg. de Valdivia y Llanquihue entre el Buena y Canal de Chacao, y parte de la Isla de Chiloe.
-  **Poyas:** Zona del Lago Nahuelbuta y Rio Puelo.
-  **CHONOS:** Chiloé Archipelago d Guaitecas y de Chonos.
-  **TEHUICHES ó PATAGONES:** Tierra firme entre el Canal de Smith y Estrecho de Magallanes.
-  **FUEQUINOS (Onas):** Al Centro y S. de la Isla de Chiloe.
-  **FUEQUINOS (Aliculufes):** Al S. d Chonos hasta la Peninsula de Bracknock.
-  **FUEQUINOS (Yaghanes ó Yaghanes):** Canales de Baggie, Isla Host, Navarino y Archipelago del Cabo Hornos.

**VISION TERRITORIAL DE LA
REPUBLICA DE CHILE**

AÑO 1848

1x
5° 20'
1500000

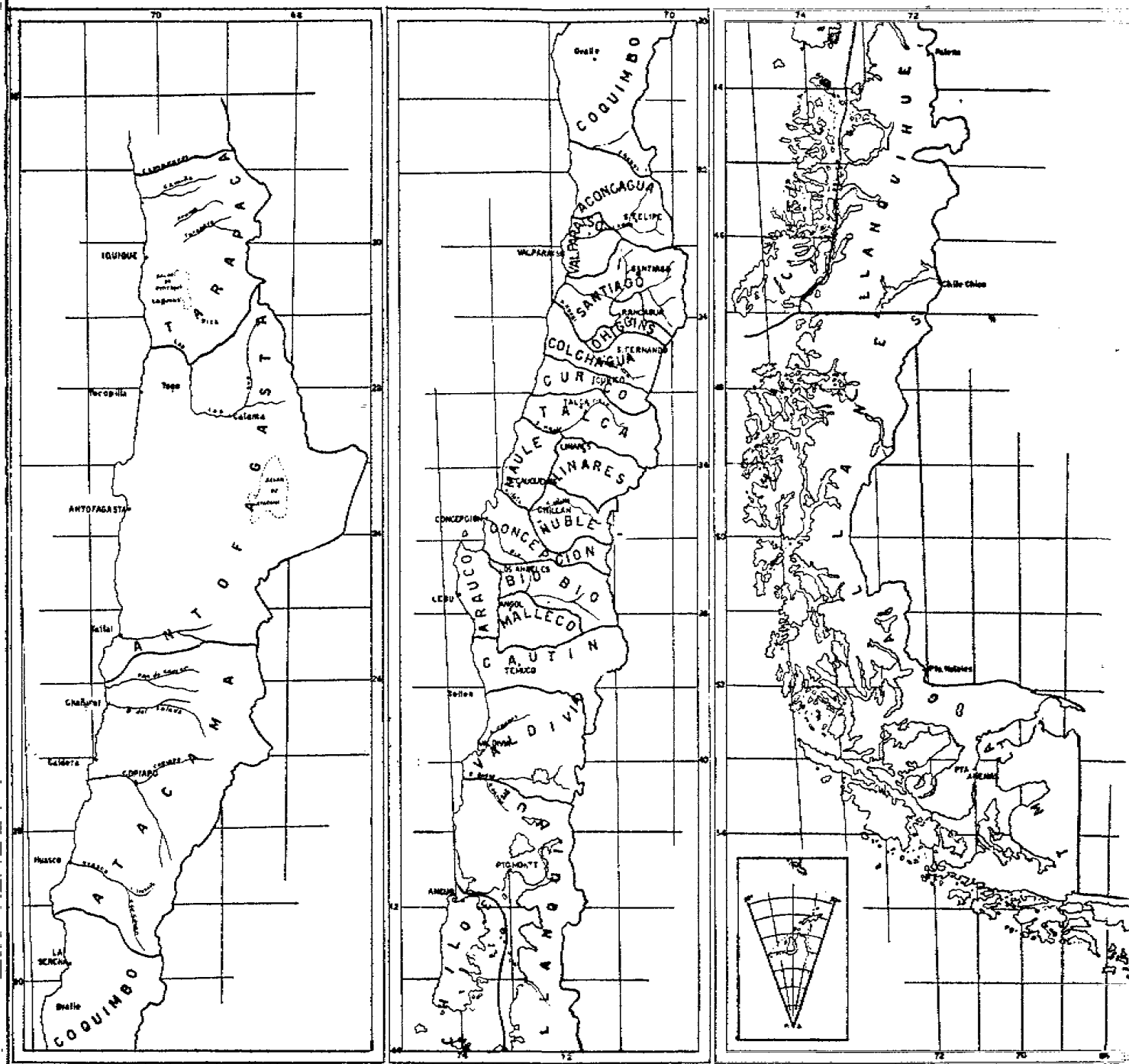


SERVICIO NACIONAL DE ESTADISTICA Y CENSOS
DEPTO GEOGRAFIA Y CENSO

JARANEDA D.

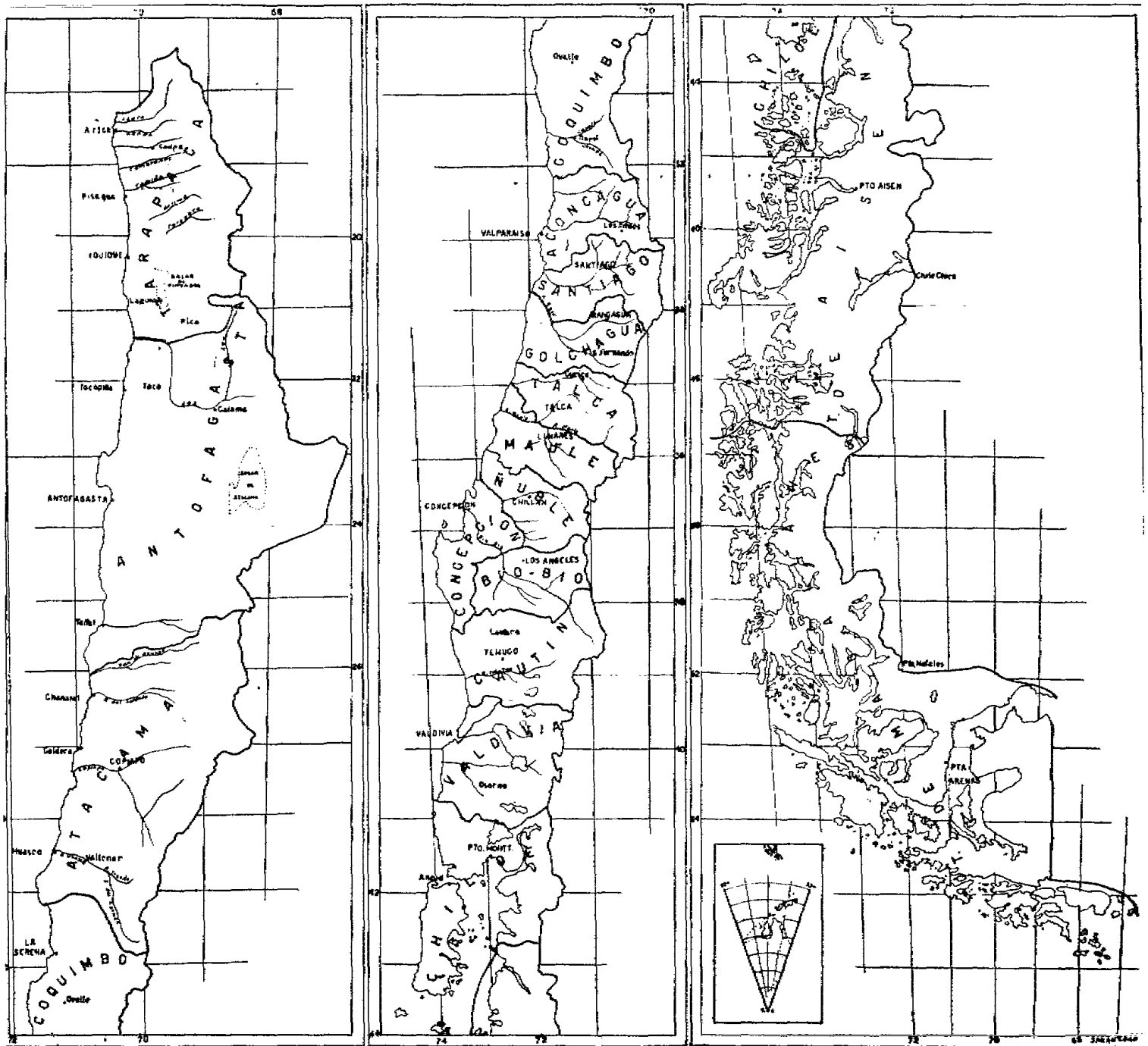
**DIVISION ADMINISTRATIVA
DE LA REPUBLICA DE CHILE
POR PROVINCIAS
AÑO 1895**

**SERVICIO NACIONAL DE ESTADISTICA Y CENSOS
DEPARTAMENTO GEOGRAFIA Y CENSOS**



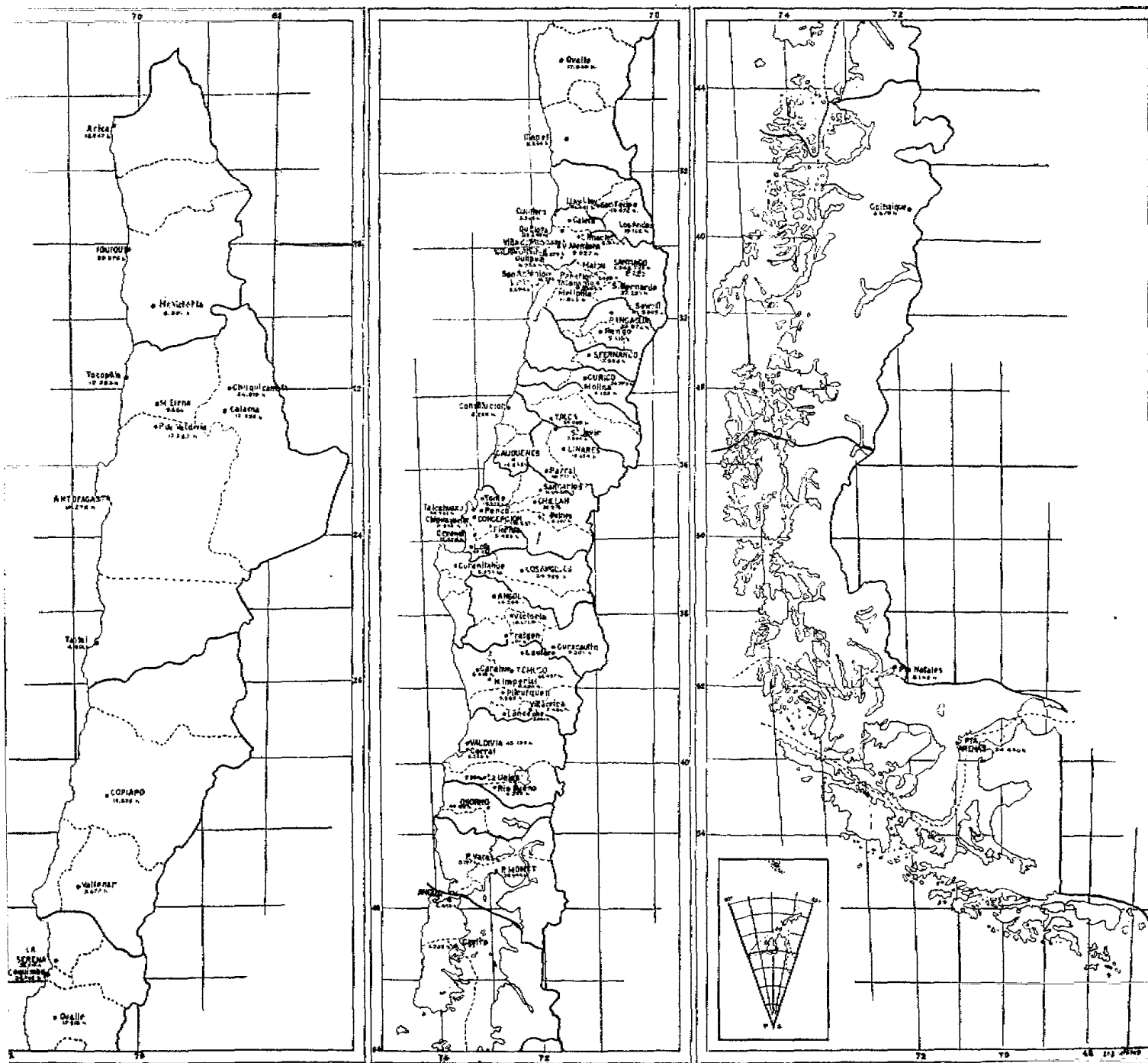
**DIVISION ADMINISTRATIVA
DE LA REPUBLICA DE CHILE
POR PROVINCIAS
AÑO 1930**

**SERVICIO NACIONAL DE ESTADISTICA Y CENSOS
DEPARTAMENTO GEOGRAFIA Y CENSOS**



UBICACION GEOGRAFICA
DE LOS CENTROS POBLADOS CON MAS
DE 5.000 HABITANTES
SEGUN CENSO 1952

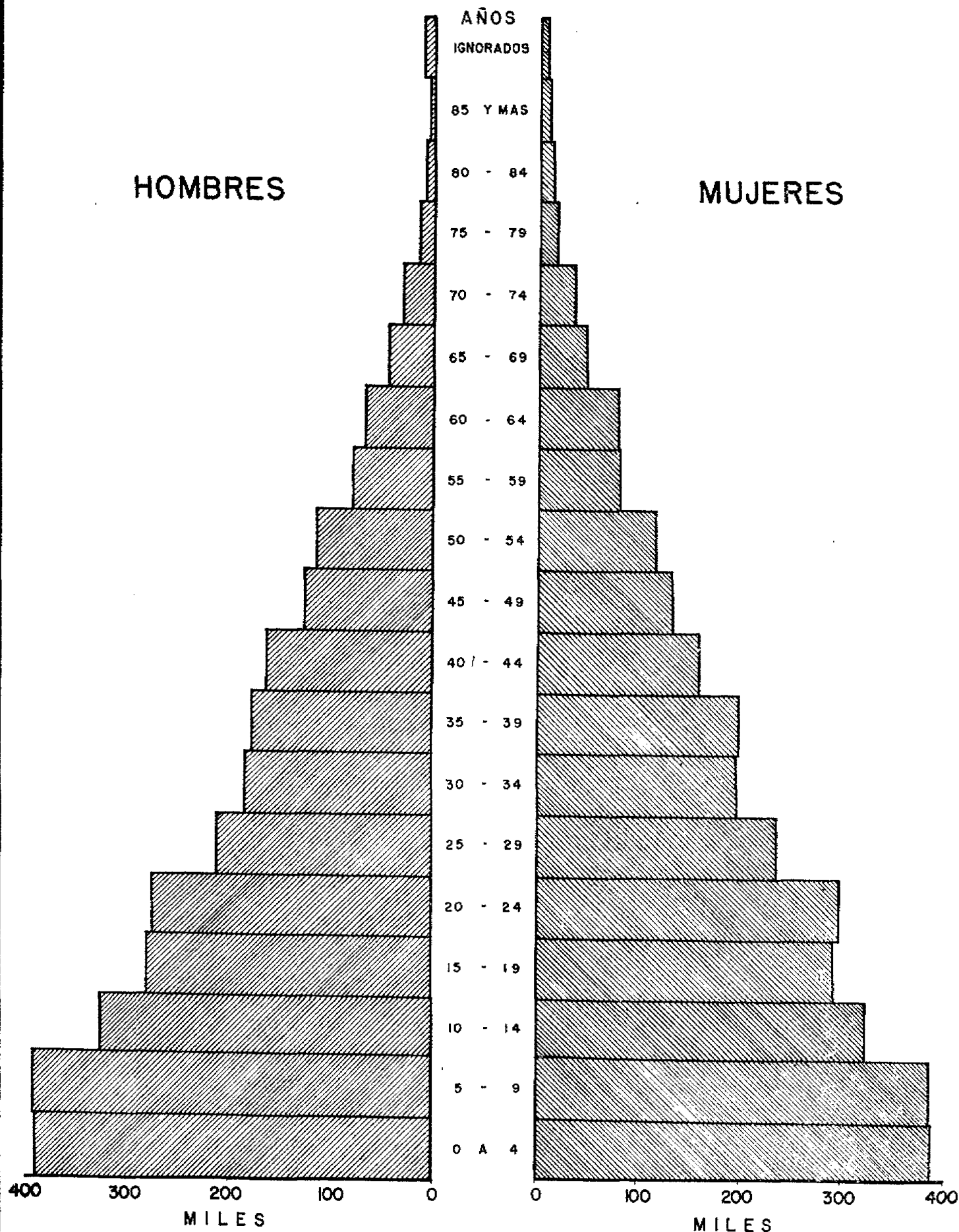
SERVICIO NACIONAL DE ESTADISTICA Y CENSOS
DEPARTAMENTO GEOGRAFIA Y CENSOS



XII CENSO GENERAL DE POBLACION

(Cuadros Nacionales y Comentarios)

POBLACION POR SEXO Y GRUPOS QUINQUENALES DE EDAD CENSO 1952



POBLACION TOTAL DEL PAIS POR EDADES Y SEXO, SEGUN AREAS URBANA Y RURAL

Cuadro N.º 1.

| EDAD | TOTAL GENERAL | | | AREA URBANA | | | AREA RURAL | | |
|--------------------------|---------------|-----------|-----------|-------------|-----------|-----------|------------|-----------|-----------|
| | Total | Hombres | Mujeres | Total | Hombres | Mujeres | Total | Hombres | Mujeres |
| Total de las edades..... | 5 932 995 | 2 912 558 | 3 020 437 | 3 573 122 | 1 666 956 | 1 906 166 | 2 359 873 | 1 245 602 | 1 114 271 |
| Menos 1 año | 164 196 | 82 935 | 81 261 | 94 240 | 47 862 | 46 378 | 69 956 | 35 073 | 34 883 |
| 1 > | 135 932 | 68 544 | 67 388 | 78 295 | 39 268 | 39 027 | 57 637 | 29 276 | 28 361 |
| 2 años | 155 420 | 78 043 | 77 377 | 87 441 | 43 752 | 43 689 | 67 979 | 34 291 | 33 688 |
| 3 > | 161 470 | 81 217 | 80 253 | 88 408 | 44 320 | 44 088 | 73 062 | 36 897 | 36 165 |
| 4 > | 162 121 | 80 978 | 81 143 | 88 319 | 43 813 | 44 506 | 73 802 | 37 165 | 36 637 |
| 5 > | 165 892 | 84 236 | 81 656 | 89 587 | 44 930 | 44 657 | 76 305 | 39 306 | 36 999 |
| 6 > | 160 425 | 80 873 | 79 552 | 85 919 | 42 958 | 42 961 | 74 506 | 37 915 | 36 591 |
| 7 > | 167 617 | 84 326 | 83 291 | 90 214 | 44 684 | 45 530 | 77 403 | 39 642 | 37 761 |
| 8 > | 152 721 | 76 506 | 76 215 | 83 158 | 40 845 | 42 313 | 69 563 | 35 661 | 33 902 |
| 9 > | 132 322 | 65 940 | 66 382 | 75 764 | 37 069 | 38 695 | 56 558 | 28 871 | 27 687 |
| 10 > | 143 369 | 71 522 | 71 847 | 78 571 | 38 346 | 40 225 | 64 798 | 33 176 | 31 622 |
| 11 > | 127 797 | 64 247 | 63 550 | 73 118 | 35 886 | 37 232 | 54 679 | 28 361 | 26 318 |
| 12 > | 146 061 | 74 591 | 71 470 | 79 074 | 38 752 | 40 322 | 66 987 | 35 839 | 31 148 |
| 13 > | 114 338 | 57 300 | 57 038 | 64 885 | 31 137 | 33 748 | 49 453 | 26 163 | 23 290 |
| 14 > | 118 907 | 59 800 | 59 107 | 66 600 | 31 761 | 34 839 | 52 307 | 28 039 | 24 268 |
| 15 > | 107 155 | 52 361 | 54 794 | 61 039 | 27 741 | 33 298 | 46 116 | 24 620 | 21 496 |
| 16 > | 115 987 | 56 597 | 59 390 | 67 242 | 30 298 | 36 944 | 48 745 | 26 299 | 22 446 |
| 17 > | 118 124 | 59 378 | 58 746 | 70 639 | 32 206 | 38 433 | 47 485 | 27 172 | 20 313 |
| 18 > | 124 908 | 61 565 | 63 343 | 73 629 | 32 282 | 41 347 | 51 279 | 29 283 | 21 996 |
| 19 > | 105 709 | 51 069 | 54 640 | 67 411 | 29 787 | 37 624 | 38 298 | 21 282 | 17 016 |
| 20 > | 122 508 | 56 923 | 65 585 | 79 015 | 35 230 | 43 785 | 43 493 | 21 693 | 21 800 |
| 21 > | 105 148 | 50 952 | 54 196 | 70 443 | 31 672 | 38 771 | 34 705 | 19 280 | 15 425 |
| 22 > | 126 960 | 60 670 | 66 290 | 80 852 | 35 913 | 44 939 | 46 108 | 24 757 | 21 351 |
| 23 > | 111 046 | 53 978 | 57 068 | 73 239 | 33 181 | 40 058 | 37 807 | 20 797 | 17 010 |
| 24 > | 107 348 | 51 743 | 55 605 | 71 126 | 32 180 | 38 946 | 36 222 | 19 563 | 16 659 |
| 25 > | 102 320 | 47 239 | 55 081 | 64 349 | 28 034 | 36 315 | 37 971 | 19 205 | 18 766 |
| 26 > | 96 021 | 45 422 | 50 599 | 63 224 | 28 143 | 35 081 | 32 797 | 17 279 | 15 518 |
| 27 > | 84 840 | 41 044 | 43 796 | 56 098 | 25 657 | 30 441 | 28 742 | 15 387 | 13 355 |
| 28 > | 96 127 | 45 788 | 50 339 | 62 875 | 28 490 | 34 385 | 33 252 | 17 298 | 15 954 |
| 29 > | 67 177 | 32 722 | 34 455 | 46 252 | 21 555 | 24 697 | 20 925 | 11 167 | 9 758 |
| 30 > | 109 762 | 50 565 | 59 197 | 68 719 | 29 895 | 38 824 | 41 043 | 20 670 | 20 373 |
| 31 > | 55 570 | 28 324 | 27 246 | 37 265 | 18 277 | 18 988 | 18 305 | 10 047 | 8 258 |
| 32 > | 86 154 | 42 452 | 43 702 | 56 819 | 26 464 | 30 355 | 29 335 | 15 988 | 13 347 |
| 33 > | 64 965 | 32 322 | 32 643 | 43 471 | 20 564 | 22 907 | 21 494 | 11 758 | 9 736 |
| 34 > | 63 560 | 31 322 | 32 238 | 42 646 | 19 992 | 22 654 | 20 914 | 11 330 | 9 584 |
| 35 > | 77 972 | 35 894 | 42 078 | 47 962 | 20 728 | 27 234 | 30 010 | 15 166 | 14 844 |
| 36 > | 77 636 | 36 971 | 40 665 | 49 811 | 22 425 | 27 386 | 27 825 | 14 546 | 13 279 |
| 37 > | 65 315 | 31 632 | 33 683 | 42 727 | 19 595 | 23 132 | 22 588 | 12 037 | 10 551 |
| 38 > | 91 803 | 43 497 | 48 306 | 58 514 | 26 090 | 32 424 | 33 289 | 17 407 | 15 882 |
| 39 > | 62 998 | 30 598 | 32 406 | 42 371 | 19 709 | 22 662 | 20 627 | 10 889 | 9 738 |
| 40 > | 103 583 | 47 583 | 56 000 | 62 164 | 26 741 | 35 423 | 41 419 | 20 842 | 20 577 |
| 41 > | 44 344 | 24 028 | 20 316 | 28 589 | 14 821 | 13 768 | 15 755 | 9 207 | 6 548 |
| 42 > | 77 807 | 41 187 | 36 620 | 49 968 | 24 968 | 24 998 | 27 841 | 16 219 | 11 622 |
| 43 > | 47 243 | 24 917 | 22 326 | 31 021 | 15 668 | 15 353 | 16 222 | 9 249 | 6 973 |
| 44 > | 49 053 | 25 509 | 23 544 | 31 263 | 15 409 | 15 854 | 17 790 | 10 100 | 7 690 |
| 45 > | 65 094 | 30 442 | 34 652 | 39 380 | 17 051 | 22 329 | 25 714 | 13 391 | 12 323 |
| 46 > | 51 954 | 26 070 | 25 884 | 32 927 | 15 608 | 17 319 | 19 027 | 10 462 | 8 565 |
| 47 > | 39 011 | 19 693 | 19 318 | 25 355 | 12 147 | 13 208 | 13 656 | 7 546 | 6 110 |
| 48 > | 65 066 | 31 079 | 33 987 | 40 854 | 18 277 | 22 577 | 24 212 | 12 802 | 11 410 |
| 49 > | 39 148 | 19 873 | 19 275 | 26 003 | 12 520 | 13 483 | 13 145 | 7 353 | 5 792 |
| 50 > | 76 050 | 32 931 | 43 119 | 44 497 | 17 770 | 26 727 | 31 553 | 15 161 | 16 392 |
| 51 > | 33 324 | 17 994 | 15 330 | 21 510 | 10 920 | 10 590 | 11 814 | 7 074 | 4 740 |
| 52 > | 57 306 | 30 581 | 26 725 | 36 301 | 17 833 | 18 468 | 21 005 | 12 748 | 8 257 |
| 53 > | 30 085 | 15 711 | 14 374 | 19 407 | 9 568 | 9 839 | 10 678 | 6 143 | 4 535 |
| 54 > | 33 803 | 17 101 | 16 702 | 22 102 | 10 509 | 11 593 | 11 701 | 6 592 | 5 109 |
| 55 > | 41 854 | 19 541 | 22 313 | 24 243 | 10 395 | 13 848 | 17 611 | 9 146 | 8 465 |
| 56 > | 37 156 | 19 021 | 18 135 | 23 609 | 11 282 | 12 327 | 13 547 | 7 739 | 5 808 |
| 57 > | 24 381 | 12 745 | 11 636 | 15 630 | 7 511 | 8 119 | 8 751 | 5 234 | 3 517 |
| 58 > | 36 758 | 17 350 | 19 408 | 22 883 | 9 860 | 13 023 | 13 875 | 7 490 | 6 385 |
| 59 > | 20 373 | 10 278 | 10 095 | 13 504 | 6 290 | 7 214 | 6 869 | 3 988 | 2 881 |
| 60 > | 65 503 | 26 930 | 38 573 | 35 611 | 12 697 | 22 914 | 29 892 | 14 233 | 15 659 |
| 61 > | 15 627 | 8 307 | 7 320 | 9 987 | 4 931 | 5 056 | 5 640 | 3 376 | 2 264 |
| 62 > | 25 589 | 12 978 | 12 611 | 15 993 | 7 334 | 8 659 | 9 596 | 5 644 | 3 952 |
| 63 > | 20 180 | 10 327 | 9 853 | 13 091 | 6 124 | 6 967 | 7 089 | 4 203 | 2 886 |
| 64 > | 20 053 | 10 176 | 9 877 | 12 919 | 5 944 | 6 975 | 7 134 | 4 232 | 2 902 |
| 65 > | 32 847 | 14 509 | 18 338 | 18 941 | 7 323 | 11 618 | 13 906 | 7 186 | 6 720 |
| 66 > | 17 641 | 9 071 | 8 570 | 10 794 | 4 979 | 5 815 | 6 847 | 4 092 | 2 755 |
| 67 > | 13 988 | 7 321 | 6 667 | 8 815 | 4 177 | 4 638 | 5 173 | 3 144 | 2 029 |
| 68 > | 19 630 | 9 138 | 10 492 | 12 145 | 5 027 | 7 118 | 7 485 | 4 111 | 3 374 |
| 69 > | 8 691 | 4 255 | 4 436 | 5 687 | 2 491 | 3 196 | 3 004 | 1 764 | 1 240 |
| 70 > | 34 613 | 13 905 | 20 708 | 18 040 | 6 156 | 11 884 | 16 573 | 7 749 | 8 824 |
| 71 > | 6 085 | 3 172 | 2 913 | 3 970 | 1 901 | 2 069 | 2 115 | 1 271 | 844 |
| 72 > | 13 044 | 6 516 | 6 528 | 8 263 | 3 696 | 4 567 | 4 781 | 2 820 | 1 961 |
| 73 > | 7 728 | 3 835 | 3 893 | 5 047 | 2 256 | 2 791 | 2 681 | 1 579 | 1 102 |
| 74 > | 6 766 | 3 301 | 3 465 | 4 514 | 1 987 | 2 527 | 2 252 | 1 314 | 938 |
| 75 > | 13 424 | 5 575 | 7 849 | 7 392 | 2 695 | 4 697 | 6 032 | 2 880 | 3 152 |
| 76 > | 6 730 | 3 133 | 3 597 | 4 330 | 1 777 | 2 553 | 2 400 | 1 356 | 1 044 |
| 77 > | 3 899 | 1 904 | 1 995 | 2 470 | 1 074 | 1 396 | 1 429 | 830 | 599 |
| 78 > | 7 495 | 3 244 | 4 251 | 4 529 | 1 646 | 2 883 | 2 966 | 1 598 | 1 368 |
| 79 > | 3 317 | 1 534 | 1 783 | 2 142 | 892 | 1 250 | 1 175 | 642 | 533 |
| 80 > | 13 803 | 4 884 | 8 919 | 6 831 | 1 966 | 4 865 | 6 972 | 2 918 | 4 054 |
| 81 > | 1 885 | 904 | 981 | 1 160 | 503 | 657 | 725 | 401 | 324 |
| 82 > | 3 370 | 1 445 | 1 925 | 2 044 | 781 | 1 263 | 1 326 | 664 | 662 |

(Continúa)

(Conclusión)

| EDAD | TOTAL GENERAL | | | AREA URBANA | | | AREA RURAL | | |
|---------------|---------------|---------|---------|-------------|---------|---------|------------|---------|---------|
| | Total | Hombres | Mujeres | Total | Hombres | Mujeres | Total | Hombres | Mujeres |
| 83 años | 1 792 | 771 | 1 021 | 1 125 | 401 | 724 | 667 | 370 | 297 |
| 84 » | 2 232 | 880 | 1 352 | 1 478 | 495 | 983 | 754 | 385 | 369 |
| 85 » | 3 677 | 1 341 | 2 336 | 1 905 | 572 | 1 333 | 1 772 | 769 | 1 003 |
| 86 » | 1 778 | 718 | 1 060 | 1 115 | 377 | 738 | 663 | 341 | 322 |
| 87 » | 1 173 | 439 | 734 | 775 | 253 | 522 | 398 | 206 | 192 |
| 88 » | 1 318 | 554 | 764 | 755 | 268 | 487 | 563 | 286 | 277 |
| 89 » | 851 | 312 | 539 | 512 | 151 | 361 | 339 | 161 | 178 |
| 90 » | 3 273 | 1 022 | 2 251 | 1 499 | 374 | 1 125 | 1 774 | 648 | 1 126 |
| 91 » | 285 | 129 | 156 | 165 | 60 | 105 | 120 | 69 | 51 |
| 92 » | 541 | 201 | 340 | 293 | 90 | 203 | 248 | 111 | 137 |
| 93 » | 299 | 108 | 191 | 169 | 47 | 122 | 130 | 61 | 69 |
| 94 » | 238 | 97 | 171 | 148 | 45 | 103 | 120 | 52 | 68 |
| 95 » | 821 | 259 | 562 | 356 | 101 | 255 | 468 | 158 | 307 |
| 96 » | 377 | 153 | 224 | 202 | 64 | 138 | 175 | 89 | 86 |
| 97 » | 195 | 80 | 115 | 105 | 38 | 67 | 90 | 42 | 48 |
| 98 » | 434 | 144 | 290 | 224 | 62 | 162 | 210 | 82 | 128 |
| 99 » | 222 | 88 | 134 | 113 | 32 | 81 | 109 | 56 | 53 |
| 100 y más | 1 431 | 460 | 971 | 613 | 154 | 459 | 818 | 306 | 512 |
| Edad ignorada | 21 023 | 12 698 | 8 328 | 14 316 | 8 376 | 5 940 | 6 710 | 4 322 | 2 388 |

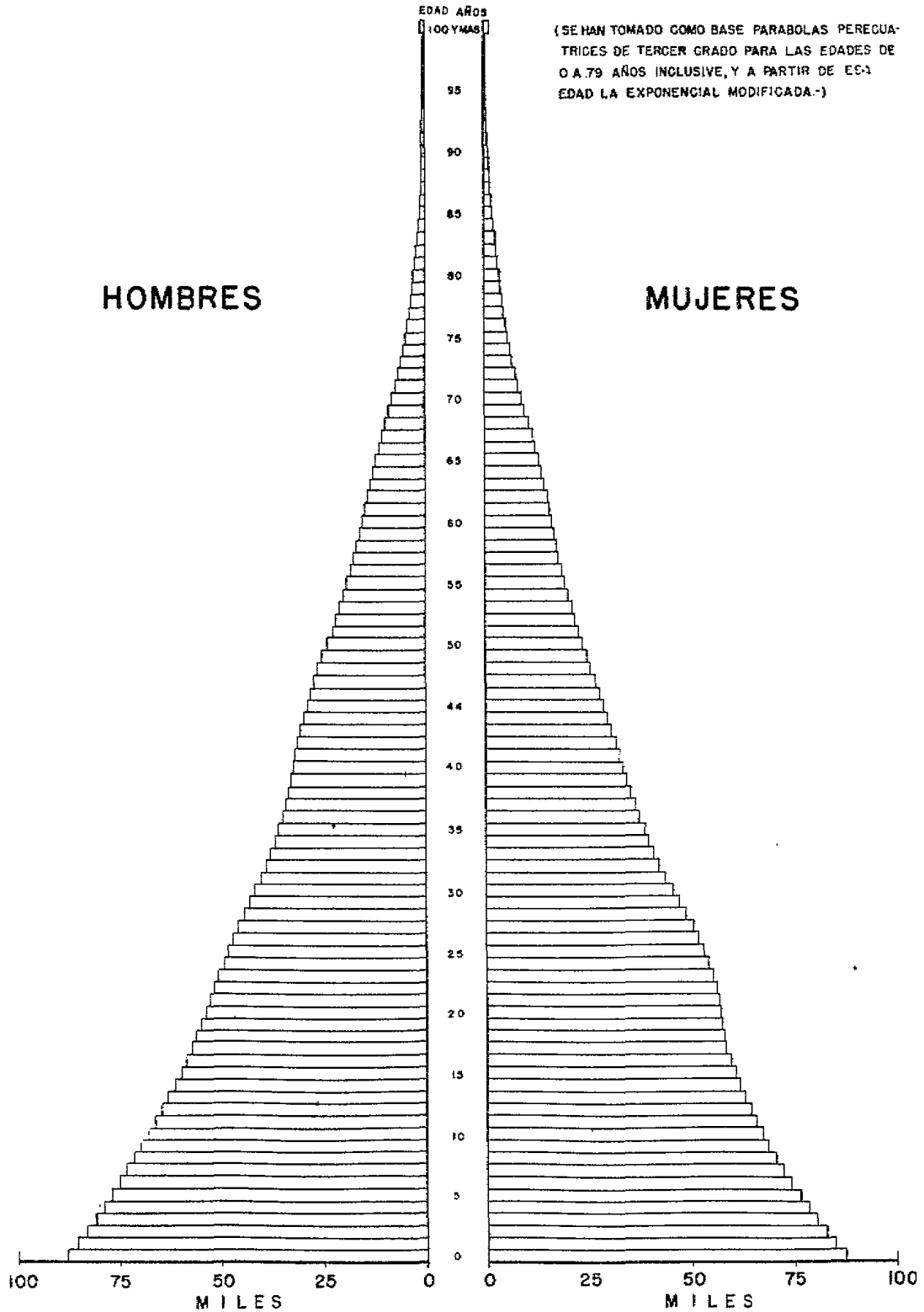
Los datos sobre la composición de la población en el año de 1952, según las características básicas de edad, sexo y su distribución por áreas urbana y rural pueden observarse en el Cuadro N° 1.

La composición por sexo denota que en la población hay 964 hombres por cada 1.000 mujeres y, en consecuencia, una mayor mortalidad masculina. Según la edad esta proporción presenta las siguientes variaciones:

| Grupos de edades | Cifras absolutas | | | Cifras relativas |
|------------------|------------------|------------------|------------------|--------------------------------|
| | Total | Hombres | Mujeres | Hombres por cada 1.000 Mujeres |
| Total | 5.932.995 | 2.912.558 | 3.020.437 | 964 |
| 0 — 14 | 2.208.588 | 1.111.058 | 1.097.530 | 1.012 |
| 15 — 19 | 571.883 | 280.970 | 290.913 | 966 |
| 20 — 24 | 573.010 | 274.266 | 298.744 | 918 |
| 25 — 29 | 446.485 | 212.215 | 234.270 | 906 |
| 30 — 34 | 380.011 | 184.985 | 195.026 | 949 |
| 35 — 39 | 375.724 | 178.592 | 197.132 | 906 |
| 40 — 44 | 322.030 | 163.224 | 158.806 | 1.028 |
| 45 — 49 | 260.273 | 127.157 | 133.116 | 955 |
| 50 — 54 | 230.568 | 114.318 | 116.250 | 983 |
| 55 — 59 | 160.522 | 78.935 | 85.587 | 922 |
| 60 — 64 | 146.952 | 68.718 | 78.234 | 878 |
| 65 y más | 235.923 | 105.422 | 130.501 | 808 |
| Ignorada | 21.026 | 12.698 | 8.328 | 1.525 |

La composición por edades indica una proporción relativamente alta de niños y adolescentes y una proporción apreciable de personas pro-
 vectas, lo que denota el excedente favorable de la natalidad sobre la mortalidad y el nivel no excesivo de ésta última. De 1.000 habitantes, 372 estaban en las edades de 0 a 14 años, 584 en las de 15 a 64 años y 40 en las de 65 años y más, siendo 4 los de edad ignorada. En los Estados Unidos, és-

POBLACION TOTAL DEL PAIS POR SEXO Y EDADES



tas cifras son, respectivamente, de 271, 647 y 82 por 1.000 habitantes. En Brasil, 419, 557 y 24. En México, 417, 548, 34 y 1. La relación con otras poblaciones de América Latina (Colombia, Venezuela, Perú especialmente) es similar a la de Brasil y de México.

Según sexo, la composición de la población por edades señala mayor número de hombres en las primeras edades y mayor número de mujeres a partir de los 15 años. De mil habitantes, los 372 que se hallaban en las edades de 0 a 14 años comprendían 188 hombres y 184 mujeres; los 584, de 15 a 64 años eran 284 hombres y 300 mujeres y los 40 de 65 años y más eran 18 hombres y 22 mujeres; 2 hombres y 2 mujeres por cada mil habitantes eran de edad ignorada.

La composición por áreas de empadronamiento demuestra que la mayor parte de la población de Chile es urbana. De mil personas, 602 viven en el área urbana y 398 en la rural, o sea, que el 60,2% de la población total habita en las áreas urbanas del país y el 39,8% en las rurales.

La concentración en las áreas urbanas presenta un elevado incremento en los últimos años. De 1946 a 1952, el área urbana aumentó del 52,5% al 60,2%, o sea, que durante los 12 años transcurridos, de cada mil personas que habitaban en el área rural, 77 pasaron a la urbana. El proceso, sin embargo, viene desde antes. En 1875, el 65% de la población vivía en el área rural y en 1885 el 58,3%, señalándose para 1952 la inversión de los términos. El punto de mayor equilibrio se radica en 1930 (49% urbana, 51% rural) (1).

La distribución de la población por sexo en las dos áreas presenta mayor concentración de mujeres que de hombres en el área urbana y mayor concentración de hombres que de mujeres en la rural. De 1.000 habitantes, los 602 que viven en el área urbana comprenden 321 mujeres y 281 hombres, y los 398 de la rural se distribuyen en 210 hombres y 188 mujeres.

Según la edad, de las 321 mujeres por cada 1.000 personas del país que había en el área urbana, 104 estaban entre los 0 y 14 años, 202 de 15 a 64 años, 14 de 65 años y más y 1 de edad ignorada; en tanto que los 281 hombres de la mencionada área eran, en las mismas edades, 102, 168, 9 y 2. En el área rural estas proporciones eran: para los 210 hombres, de 85, 115, 9 y 1, y para las 188 mujeres, de 81, 99 y 8.

Por último, consta en el Cuadro Nº 1, que de 1.000 personas del área urbana había en 1952 un total de 533 mujeres y 467 hombres, mientras que de 1.000 habitantes de la rural, 528 eran hombres y 472 mujeres.

La concentración del Cuadro Nº 1, por grupos de edades da las cifras siguientes:

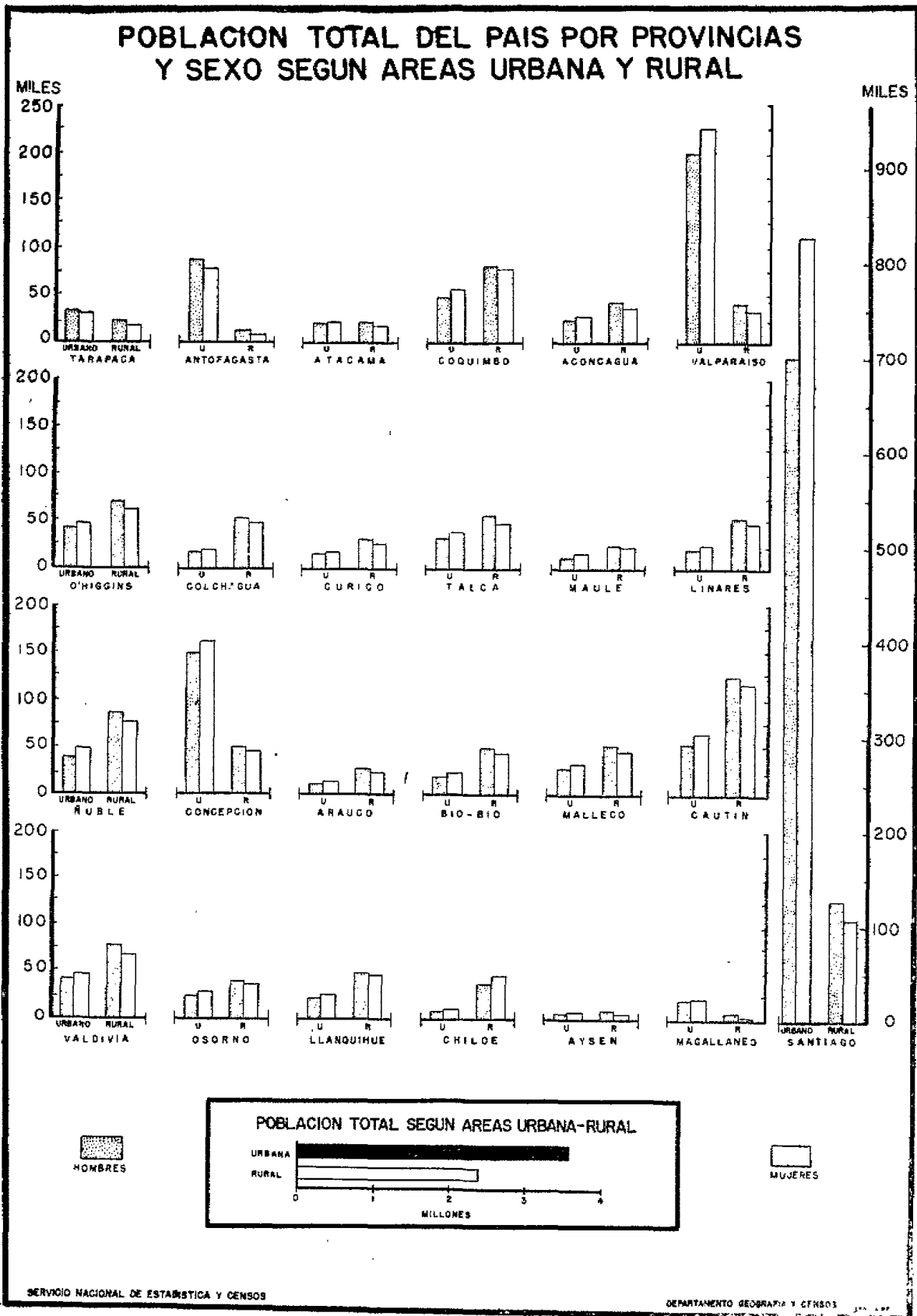
POBLACION TOTAL DEL PAIS, SEGUN AREAS URBANA Y RURAL POR GRUPOS DE EDADES Y SEXO

| GRUPOS DE EDADES | TOTAL GENERAL | | | AREA URBANA | | | AREA RURAL | | |
|-----------------------|---------------|-----------|-----------|-------------|-----------|-----------|------------|-----------|-----------|
| | Total | Hombres | Mujeres | Total | Hombres | Mujeres | Total | Hombres | Mujeres |
| Todos los grupos..... | 5 932 995 | 2 912 558 | 3 020 437 | 3 573 122 | 1 666 956 | 1 906 166 | 3 359 873 | 1 245 602 | 1 114 271 |
| 0 - 4..... | 779 139 | 391 717 | 387 422 | 436 719 | 219 031 | 217 688 | 342 420 | 172 686 | 169 734 |
| 5 - 9..... | 778 977 | 391 881 | 387 096 | 424 642 | 210 486 | 214 156 | 354 335 | 181 395 | 172 940 |
| 10 - 14..... | 650 472 | 327 450 | 323 022 | 362 248 | 175 892 | 186 356 | 288 224 | 151 578 | 136 646 |
| 15 - 19..... | 571 883 | 280 970 | 290 913 | 339 950 | 152 314 | 187 636 | 231 923 | 128 656 | 103 267 |
| 20 - 24..... | 573 010 | 274 266 | 298 744 | 374 659 | 168 160 | 206 499 | 198 351 | 106 106 | 92 245 |
| 25 - 29..... | 446 485 | 212 215 | 234 270 | 292 798 | 131 879 | 160 919 | 153 687 | 80 356 | 73 351 |
| 30 - 34..... | 380 011 | 184 985 | 195 026 | 248 920 | 115 192 | 133 728 | 131 091 | 69 793 | 61 298 |
| 35 - 39..... | 375 724 | 178 592 | 197 132 | 241 385 | 108 547 | 132 838 | 134 339 | 70 045 | 64 294 |
| 40 - 44..... | 322 030 | 163 224 | 158 806 | 203 003 | 97 607 | 105 396 | 119 027 | 65 617 | 53 410 |
| 45 - 49..... | 260 273 | 127 157 | 133 116 | 164 519 | 75 603 | 88 916 | 95 754 | 51 554 | 44 200 |
| 50 - 54..... | 230 568 | 114 318 | 116 250 | 143 817 | 66 600 | 77 217 | 86 751 | 47 718 | 39 033 |
| 55 - 59..... | 160 522 | 78 935 | 81 587 | 99 869 | 45 338 | 54 531 | 60 653 | 33 397 | 27 056 |
| 60 - 64..... | 146 952 | 68 718 | 78 234 | 87 601 | 37 030 | 50 571 | 59 351 | 31 688 | 27 663 |
| 65 y más años... | 235 923 | 105 422 | 130 501 | 138 666 | 54 911 | 83 755 | 97 257 | 50 511 | 46 746 |
| Edad ignorada . | 21 026 | 12 698 | 8 328 | 14 316 | 8 376 | 5 940 | 6 710 | 4 322 | 2 388 |

(1) Véase Cuadro Comparativo N.º 9.

El Censo clasificó los menores de un año por meses, para los usos demográficos habituales. Dicha clasificación arrojó las cifras siguientes:

| MESES DE EDAD | TOTAL GENERAL | | | URBANO | | | RURAL | | |
|--------------------|----------------|---------------|---------------|---------------|---------------|---------------|---------------|---------------|---------------|
| | Total | Hombres | Mujeres | Total | Hombres | Mujeres | Total | Hombres | Mujeres |
| Total | 164 196 | 82 935 | 81 261 | 94 240 | 47 862 | 46 378 | 69 956 | 35 073 | 34 883 |
| 0..... | 11 499 | 5 799 | 5 700 | 7 137 | 3 570 | 3 557 | 4 362 | 2 229 | 2 133 |
| 1..... | 12 396 | 6 374 | 6 022 | 7 069 | 3 682 | 3 387 | 5 327 | 2 692 | 2 635 |
| 2..... | 13 305 | 6 737 | 6 568 | 7 828 | 4 017 | 3 811 | 5 477 | 2 720 | 2 757 |
| 3..... | 15 138 | 7 554 | 7 584 | 8 632 | 4 368 | 4 264 | 6 506 | 3 186 | 3 320 |
| 4..... | 14 330 | 7 295 | 7 035 | 8 331 | 4 269 | 4 062 | 5 999 | 3 026 | 2 973 |
| 5..... | 14 040 | 7 073 | 6 967 | 7 951 | 3 991 | 3 960 | 6 089 | 3 082 | 3 007 |
| 6..... | 18 032 | 9 066 | 8 966 | 9 869 | 5 010 | 4 859 | 8 163 | 4 056 | 4 107 |
| 7..... | 15 427 | 7 827 | 7 600 | 8 512 | 4 340 | 4 172 | 6 915 | 3 487 | 3 426 |
| 8..... | 16 601 | 8 314 | 8 287 | 9 210 | 4 611 | 4 599 | 7 391 | 3 703 | 3 688 |
| 9..... | 13 165 | 6 635 | 6 530 | 7 577 | 3 817 | 3 760 | 5 588 | 2 818 | 2 778 |
| 10..... | 11 364 | 5 775 | 5 589 | 6 640 | 3 337 | 3 303 | 4 724 | 2 438 | 2 280 |
| 11..... | 8 899 | 4 486 | 4 413 | 5 484 | 2 850 | 2 634 | 3 415 | 1 636 | 1 776 |

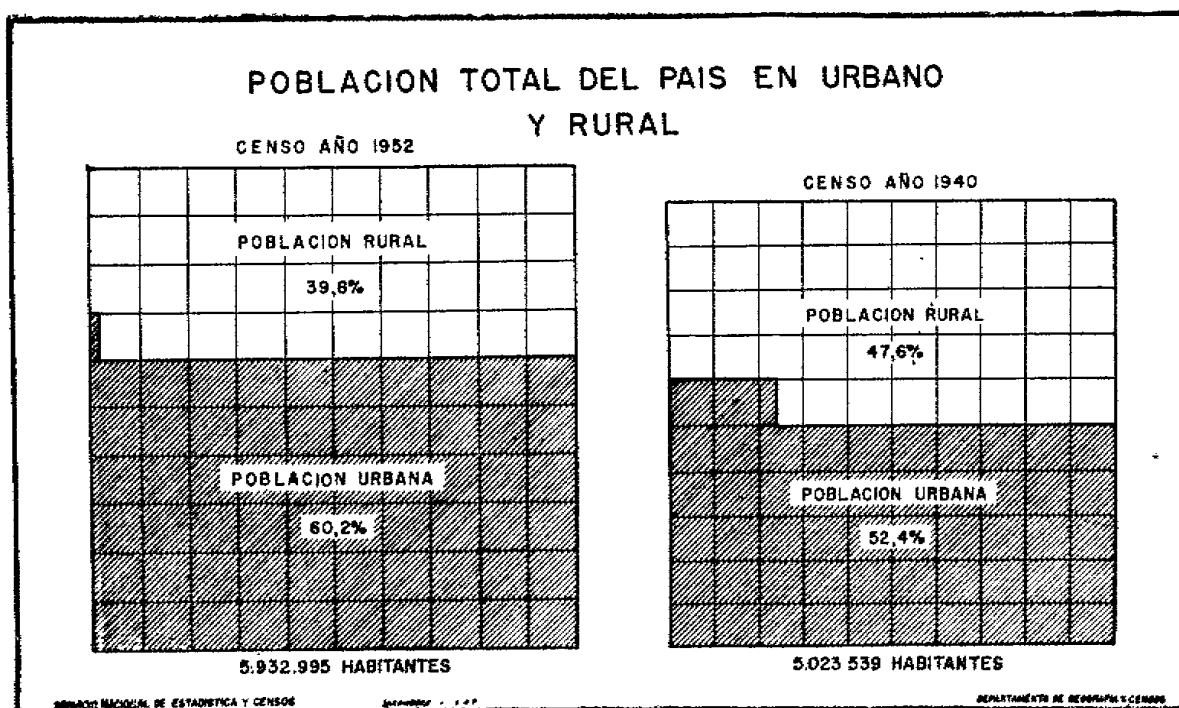


Cuadro N.º 2.

POBLACION TOTAL DEL PAIS POR PROVINCIAS Y SEXO, SEGUN AREAS URBANA Y RURAL

| PROVINCIAS | TOTAL GENERAL | | | AREA URBANA | | | AREA RURAL | | |
|--------------------|---------------|-----------|-----------|-------------|-----------|-----------|------------|-----------|-----------|
| | Total | Hombres | Mujeres | Total | Hombres | Mujeres | Total | Hombres | Mujeres |
| REPUBLICA .. | 5 932 995 | 2 912 558 | 3 020 437 | 3 573 122 | 1 666 956 | 1 906 166 | 2 359 873 | 1 245 602 | 1 114 271 |
| Tarapacá | 102 789 | 54 034 | 48 755 | 61 383 | 30 798 | 30 585 | 41 406 | 23 236 | 18 170 |
| Antofagasta | 184 824 | 98 750 | 86 074 | 165 005 | 86 191 | 78 814 | 19 819 | 12 559 | 7 260 |
| Atacama | 80 113 | 41 130 | 38 983 | 41 441 | 19 612 | 21 829 | 38 672 | 21 518 | 17 154 |
| Coquimbo | 262 169 | 127 898 | 134 271 | 103 230 | 47 300 | 55 930 | 158 939 | 80 598 | 78 341 |
| Aconcagua | 128 378 | 65 272 | 63 106 | 51 032 | 23 816 | 27 216 | 77 546 | 41 456 | 35 890 |
| Valparaiso | 498 254 | 239 139 | 259 115 | 424 799 | 199 118 | 225 681 | 73 455 | 40 021 | 33 434 |
| Santiago | 1 754 954 | 824 908 | 930 046 | 1 521 831 | 699 298 | 822 533 | 233 123 | 125 610 | 107 513 |
| O'Higgins | 224 593 | 115 263 | 109 330 | 90 827 | 43 776 | 47 051 | 133 766 | 71 487 | 62 279 |
| Colchagua | 139 531 | 71 226 | 68 305 | 36 501 | 17 375 | 19 126 | 103 030 | 53 851 | 49 179 |
| Curicó | 89 432 | 45 326 | 44 106 | 33 332 | 15 336 | 17 996 | 56 100 | 29 990 | 26 110 |
| Talca | 173 693 | 87 371 | 86 322 | 68 515 | 30 706 | 37 809 | 105 178 | 56 665 | 48 513 |
| Maule | 72 181 | 34 896 | 37 282 | 26 486 | 11 525 | 14 961 | 45 695 | 23 374 | 22 321 |
| Linares | 146 257 | 74 050 | 72 207 | 44 270 | 20 213 | 24 057 | 101 987 | 53 837 | 48 150 |
| Nuble | 251 342 | 124 800 | 126 542 | 87 941 | 38 883 | 49 058 | 163 401 | 85 917 | 77 484 |
| Concepción | 411 566 | 201 753 | 209 813 | 313 297 | 150 065 | 163 232 | 98 269 | 51 688 | 46 581 |
| Arauco | 72 289 | 36 874 | 33 415 | 20 698 | 9 718 | 10 981 | 51 590 | 27 156 | 24 434 |
| Bío-Bío | 138 292 | 69 719 | 68 573 | 44 146 | 19 973 | 24 173 | 94 146 | 49 746 | 44 400 |
| Malleco | 159 419 | 80 108 | 79 311 | 61 647 | 28 177 | 33 470 | 97 772 | 51 931 | 45 841 |
| Cautín | 365 072 | 180 769 | 184 303 | 120 923 | 54 727 | 66 196 | 244 149 | 126 042 | 118 107 |
| Valdivia | 232 647 | 119 035 | 113 612 | 86 157 | 40 486 | 45 671 | 146 490 | 78 549 | 67 941 |
| Osorno | 123 059 | 62 158 | 60 901 | 49 773 | 23 108 | 26 665 | 73 286 | 39 050 | 34 236 |
| Llanquihue | 139 986 | 69 292 | 70 694 | 45 193 | 20 789 | 24 404 | 94 793 | 48 503 | 46 290 |
| Chiloé | 100 687 | 44 930 | 55 757 | 18 096 | 8 048 | 10 048 | 82 591 | 36 882 | 45 709 |
| Aisén | 26 262 | 14 032 | 12 230 | 11 677 | 5 677 | 6 000 | 14 585 | 8 355 | 6 230 |
| Magallanes | 55 119 | 29 735 | 25 384 | 44 921 | 22 241 | 22 680 | 10 198 | 7 494 | 2 704 |
| T. Antártico | 87 | 87 | — | — | — | — | 87 | 87 | — |

Los aportes de las provincias a la población del país aparecen en el Cuadro N.º 2, con discriminación de sexo y de áreas de empadronamiento urbana y rural.



Según sexo, el número de hombres por cada 1.000 mujeres se distribuye en las provincias en la siguiente proporción:

| Provincias | Hombres | Mujeres | Hombres por cada 1.000 mujeres |
|-----------------------|------------------|------------------|--------------------------------|
| REPUBLICA | 2.912.558 | 3.020.437 | 964 |
| Tarapacá | 54.034 | 48.755 | 1.108 |
| Antofagasta | 98.750 | 86.074 | 1.147 |
| Atacama | 41.130 | 38.983 | 1.055 |
| Coquimbo | 127.898 | 134.271 | 953 |
| Aconcagua | 65.272 | 63.272 | 1.032 |
| Valparaíso | 239.139 | 269.115 | 889 |
| Santiago | 824.908 | 930.046 | 887 |
| O'Higgins | 115.263 | 109.330 | 1.054 |
| Colchagua | 71.226 | 68.305 | 1.043 |
| Curicó | 45.326 | 44.106 | 1.028 |
| Talca | 87.371 | 86.322 | 1.012 |
| Maule | 34.899 | 37.282 | 936 |
| Linares | 74.050 | 72.207 | 1.026 |
| Ñuble | 124.800 | 126.542 | 986 |
| Concepción | 201.753 | 209.813 | 962 |
| Arauco | 36.874 | 35.415 | 1.041 |
| Bío-Bío | 69.719 | 68.573 | 1.017 |
| Malleco | 80.108 | 79.311 | 1.010 |
| Cautín | 180.769 | 184.303 | 981 |
| Valdivia | 119.035 | 113.612 | 1.048 |
| Osorno | 62.158 | 60.901 | 1.021 |
| Llanquihue | 69.292 | 70.694 | 980 |
| Chiloé | 44.930 | 55.757 | 806 |
| Aisén | 14.032 | 12.230 | 1.147 |
| Magallanes | 29.735 | 25.384 | 1.175 |
| Antártida | 87 | — | |

La composición por sexo señaló que las cuotas mayores de mujeres sobre hombres se hallaban en 1952 en sólo nueve provincias, indicando las diez y seis provincias restantes mayor número de hombres que de mujeres. Por cada 1.000 mujeres en el país, había 668 en las nueve provincias antes señaladas (308 Santiago, 89 Valparaíso, 70 Concepción, 61 Cautín, 44 Coquimbo, 42 Ñuble, 24 Llanquihue, 18 Chiloé y 12 Maule), reuniendo 332 las diez y seis provincias restantes.

La mayor proporción de población en el área urbana del país se presenta en siete provincias, siendo las diez y ocho restantes de fisonomía rural. Por cada 1.000 de sus habitantes, las provincias tenían:

| PROVINCIAS | Area Urbana | Area Rural |
|----------------------------|-------------|------------|
| REPUBLICA | 602 | 398 |
| Tarapacá | 597 | 403 |
| Antofagasta | 893 | 107 |
| Atacama | 517 | 483 |
| Coquimbo | 394 | 606 |
| Aconcagua | 398 | 602 |
| Valparaíso | 853 | 147 |
| Santiago | 867 | 133 |
| O'Higgins | 404 | 596 |
| Colchagua | 262 | 738 |
| Curicó | 373 | 627 |
| Talca | 394 | 606 |
| Maule | 367 | 633 |
| Linares | 303 | 697 |
| Ñuble | 350 | 650 |
| Concepción | 761 | 239 |
| Arauco | 286 | 714 |
| Bío-Bío | 319 | 681 |
| Malleco | 387 | 613 |
| Cautín | 331 | 669 |
| Valdivia | 370 | 630 |
| Osorno | 404 | 596 |
| Llanquihue | 323 | 677 |
| Chiloé | 180 | 20 |
| Aisén | 445 | 555 |
| Magallanes | 814 | 186 |

La distribución de la población por sexo en las dos áreas de las provincias revela que en 1952 había solamente dos con mayor número de hombres que de mujeres tanto en el área urbana como en la rural: Tarapacá y Antofagasta. Una, Chiloé, tenía mayor población femenina que masculina en el área urbana y en la rural, hecho que se explica por la emigración de sus hombres a trabajos de temporada en otras provincias. Las demás (22 provincias), poseen más mujeres que hombres en el área urbana y más hombres que mujeres en la rural. Estas proporciones son las siguientes:

De 1.000 habitantes en cada provincia:

| Provincias | Area Urbana | | Area Rural | |
|-----------------------|-------------|---------|------------|---------|
| | Hombres | Mujeres | Hombres | Mujeres |
| REPUBLICA | 281 | 321 | 210 | 188 |
| Tarapacá | 300 | 297 | 226 | 177 |
| Antofagasta | 466 | 427 | 68 | 39 |
| Atacama | 245 | 272 | 269 | 214 |
| Coquimbo | 180 | 214 | 307 | 299 |
| Aconcagua | 186 | 212 | 323 | 279 |
| Valparaíso | 400 | 453 | 80 | 67 |
| Santiago | 398 | 469 | 72 | 61 |
| O'Higgins | 195 | 209 | 319 | 277 |
| Colchagua | 125 | 137 | 386 | 352 |
| Curicó | 171 | 202 | 335 | 292 |
| Talca | 177 | 217 | 327 | 279 |
| Maule | 160 | 207 | 324 | 309 |
| Linares | 138 | 165 | 368 | 329 |
| Ñuble | 155 | 195 | 342 | 308 |
| Concepción | 365 | 396 | 126 | 113 |
| Arauco | 134 | 152 | 376 | 338 |
| Bío-Bío | 144 | 175 | 360 | 321 |
| Malleco | 177 | 210 | 326 | 287 |
| Cautín | 150 | 181 | 345 | 324 |
| Valdivia | 174 | 196 | 338 | 292 |
| Osorno | 188 | 216 | 317 | 279 |
| Llanquihue | 149 | 174 | 346 | 331 |
| Chiloé | 80 | 100 | 366 | 454 |
| Aisén | 216 | 229 | 318 | 237 |
| Magallanes | 403 | 411 | 137 | 49 |

En el período intercensal 1940-1952 el área urbana de todas las provincias registró aumentos, a excepción de Talca, cuyo porcentaje disminuyó en su población urbana y aumentó en la rural.

El índice de la población de las áreas urbana y rural de las provincias era el siguiente en 1940 y 1952:

| Provincias | Area Urbana | | Area Rural | |
|----------------------|-------------|-----------|------------|-----------|
| | 1952 % | 1940 % | 1952 % | 1940 % |
| REPUBLICA | 60 | 53 | 40 | 47 |
| Tarapacá | 60 | 54 | 40 | 46 |
| Antofagasta | 89 | 53 | 11 | 47 |
| Atacama | 52 | 45 | 48 | 55 |
| Coquimbo | 39 | 35 | 61 | 65 |
| Aconcagua | 40 | 39 | 60 | 61 |
| Valparaíso | 85 | 83 | 15 | 17 |
| Santiago | 87 | 83 | 13 | 17 |
| O'Higgins | 40 | 36 | 60 | 64 |
| Colchagua | 26 | 22 | 74 | 78 |
| Curicó | 37 | 32 | 63 | 68 |
| Talca | 39 | 41 | 61 | 59 |
| Maule | 37 | 32 | 63 | 68 |
| Linares | 30 | 28 | 70 | 72 |
| Ñuble | 35 | 33 | 65 | 67 |
| Concepción | 76 | 68 | 24 | 32 |
| Arauco | 29 | 23 | 71 | 77 |
| Bío-Bío | 38 | 29 | 62 | 71 |
| Malleco | 39 | 34 | 61 | 66 |
| Cautín | 33 | 27 | 67 | 73 |
| Valdivia | 37 | 32 | 63 | 68 |
| Osorno | 40 | 30 | 60 | 70 |
| Llanquihue | 32 | 26 | 68 | 74 |
| Chiloé | 18 | 12 | 82 | 88 |
| Aisén | 44 | 37 | 56 | 63 |
| Magallanes | 81 | 78 | 19 | 22 |