

Liberals 39 Conservatives 28, NDP 20, Green 6, People's 1 in latest Nanos federal tracking

*Nanos Weekly Tracking, ending November 9, 2018
(released November 13, 2018 - 6 am Eastern)*



*Ideas powered by
world-class data*

At a glance



Play with the data at the interactive Nanos portal at <http://www.nanos.co/dataportal/> > ballot tracking > issue tracking > economic tracking > cut the data by region and demographic and see the trend lines

Ballot – The latest Nanos federal ballot tracking has the Liberals at 39.4 per cent support, followed by the Conservatives at 27.5 per cent, the NDP at 19.8 percent, the BQ at 2.0 per cent, the Greens at 6.1 per cent and the newly formed People’s Party of Canada (PPC) at 1.4 per cent.

Accessible Voters – Asked whether they would consider voting for each of the federal parties, 51.8 per cent of Canadians say they would consider voting Liberal while 43.5 per cent would consider voting Conservative. Roughly four in ten (41.6%) would consider voting NDP, 31.9 per cent would consider voting Green, 11.6 per cent would consider voting for the People’s Party and 20.1 per cent would consider voting for the BQ.

Preferred Prime Minister – Nanos tracking has Trudeau as the preferred choice as PM at 41.7 per cent of Canadians followed by Scheer (20.0%), Singh (8.6%), May (5.5%) and Bernier (2.6%). Twenty one per cent of Canadians were unsure whom they preferred.

Qualities of a Good Political Leader – Six in ten Canadians (58.7%) believe Trudeau has the qualities of a good political leader while 40.4 per cent believe Scheer has the qualities of a good political leader. One in three (33.8%) say Jagmeet Singh has the qualities of a good political leader, while 34.0 per cent believe the same about May. One in six (17.5%) believe Bernier has the qualities of a good political leader and one in six (15.4) said Beaulieu has the qualities of a good political leader (QC only).

Nanos Party Power Index – The Nanos Index which is a composite of a series of measures including ballot and leadership impressions has the Liberals with 58.2 points, the Conservatives 50.4 points, the NDP 44.0 points, the Greens 35.5 points, the People’s Party 27.2 points and the BQ 29.6 points (QC only).

Visit the live [Nanos data portal](#) where you can dynamically chart ballot, preferred PM and Nanos Index numbers by region, gender and age. The methodology for the weekly tracking is posted [here](#). PDFs of the polling reports are on the Nanos website.

Contact: Nik Nanos, FMRIA

Ottawa: (613) 234-4666 x 237

nik@nanos.co

Twitter: @niknanos

Aperçu



Jouez avec les données sur le portail interactif Nanos au <http://www.nanos.co/portail-des-donnees-courantes/?lang=fr> > suivi politique > suivi des enjeux > suivi économique > sélectionnez les données des régions ou des groupes démographiques et consultez les lignes de tendance

Scrutin – Selon le plus récent suivi de scrutin fédéral Nanos, les libéraux bénéficient de l'appui de 39,4 pour cent des Canadiens, suivi des conservateurs avec 27,5 pour cent, du NPD avec 19,8 pour cent, du BQ avec 2,0 pour cent et des verts avec 6,1 pour cent, et le nouvellement créé Parti populaire du Canada avec 1,4 pour cent.

Électeurs accessibles – Lorsqu'on leur a demandé s'ils considéreraient voter pour chacun des partis fédéraux, 51,8 pour cent des Canadiens considéreraient voter pour les libéraux, alors que 43,5 pour cent considéreraient voter pour les conservateurs. À peu près quatre Canadiens sur dix (41,6 %) considéreraient voter pour le NPD, alors que 31,9 pour cent considéreraient voter pour les verts, 11,6 pour cent pour le Parti populaire du Canada et 20,1 pour cent pour le BQ.

Premier ministre préféré – Selon le suivi Nanos, Trudeau est le choix préféré comme Premier ministre de 41,7 pour cent des Canadiens, suivi de Scheer (20,0 %), Singh (8,6 %), May (5,5 %) et Bernier (2,6 %). Vingt et un pour cent des Canadiens étaient incertains de leur préférence.

Qualités d'un bon leader politique – Six Canadiens sur dix (58,7 %) pensent que Trudeau a les qualités d'un bon leader politique, alors que 40,4 pour cent pensent de même de Scheer. Un Canadien sur trois (33,8 %) dit que Jagmeet Singh a les qualités d'un bon leader politique, tandis que 34,0 pour cent pensent de même de May. Un sur six (17,5 %) pense que Bernier a les qualités d'un bon leader politique et un sur six (15,4 %) dit que Beaulieu a les qualités d'un bon leader politique (QC seulement).

Indice de puissance politique Nanos – Selon l'Indice Nanos, qui est composé d'une série de mesures incluant les préférences de vote et les impressions des chefs des partis, les libéraux ont 58,2 points, les conservateurs 50,4 points, le NPD 44,0 points, les verts 35,5 points, le Parti populaire du Canada 27,2 points et le BQ 29,6 points (QC seulement).

Visitez le [portail de données courantes](#) de Nanos où vous pouvez interagir avec les graphiques du scrutin, du PM préféré et de l'Indice Nanos et filtrer par région, sexe et âge. La méthodologie pour le suivi hebdomadaire est publiée [ici](#). Les fichiers PDF des rapports des sondages se trouvent sur le site Web de Nanos.

Contactez : Nik Nanos, FMRIA

Ottawa : (613) 234-4666 x 237

nik@nanos.co

Twitter : @niknanos

Party Power Index



A national dual-frame (land+cell) random telephone survey is conducted weekly by Nanos Research using live agents.

The weekly tracking figures are based on a four-week rolling sample comprised of 1,000 interviews. To update the tracking a new week of 250 interviews is added and the oldest week dropped. The margin of error for a survey of 1,000 respondents is ± 3.1 percentage points, 19 times out of 20.

Contact: Nik Nanos
 (613) 234-4666 x 237
 nnanos@nanosresearch.com
 Twitter: @niknanos

Category order based on number of seats in the House of Commons

Nanos Tracking Data Summary

Ballot			Oct 18	4 Weeks	3 Months	1 Year	12 Month	12 Month
	This week	Last week	(Election Call)	Ago	Ago	Ago	High	Low
Liberal	39.4%	39.6%	39.1%	37.1%	35.8%	38.3%	42.8%	33.0%
Conservative	27.5%	28.1%	30.5%	31.4%	35.1%	30.9%	36.6%	27.5%
NDP	19.8%	19.3%	19.7%	16.1%	20.1%	17.5%	22.0%	14.9%
Bloc	2.0%	1.9%	5.5%	3.7%	3.2%	5.3%	5.3%	1.8%
Green	6.1%	6.9%	4.6%	7.2%	4.8%	6.0%	8.8%	4.2%
People's	1.4%	1.3%	--	1.3%	--	--	1.4%	1.0%

Preferred Prime Minister			Oct 18	4 Weeks	3 Months	1 Year	12 Month	12 Month
	This week	Last week	2015	Ago	Ago	Ago	High	Low
Trudeau	41.7%	41.2%	35.5%	39.1%	39.2%	45.0%	48.3%	34.3%
Scheer	20.0%	20.3%	29.1%	23.4%	26.6%	21.1%	27.7%	20.3%
Singh	8.6%	8.2%	18.9%	7.1%	7.9%	8.8%	10.0%	6.3%
Beaulieu	1.0%	1.2%	1.8%	1.0%	1.3%	1.4%	2.6%	0.1%
May	5.5%	6.3%	5.2%	5.5%	4.6%	5.2%	7.7%	3.9%
Bernier	2.6%	2.4%	--	3.1%	--	--	3.1%	2.4%
Unsure	20.6%	20.4%	9.6%	20.9%	20.4%	18.5%	23.9%	15.4%

Canada Party Power Index			Oct 18	4 Weeks	3 Months	1 Year	12 Month	12 Month
	This week	Last week	2015	Ago	Ago	Ago	High	Low
Liberal	58.2	58.6	58.1	57.6	56.0	60.0	63.0	53.7
Conservative	50.4	51.2	49.3	51.8	52.8	50.1	53.9	48.6
NDP	44.0	43.8	49.8	42.2	43.8	44.1	46.8	41.0
Bloc	29.6	29.4	31.5	29.2	24.9	29.1	34.6	23.9
Green	35.5	36.1	30.4	33.7	35.2	35.0	36.5	33.3
People's	27.2	27.4	--	27.4	--	--	27.8	27.4

Leadership Summary



A national dual-frame (land+cell) random telephone survey is conducted weekly by Nanos Research using live agents.

The weekly tracking figures are based on a four-week rolling sample comprised of 1,000 interviews. To update the tracking a new week of 250 interviews is added and the oldest week dropped. The margin of error for a survey of 1,000 respondents is ± 3.1 percentage points, 19 times out of 20.

Contact: Nik Nanos
 (613) 234-4666 x 237
 nnanos@nanosresearch.com
 Twitter: @niknanos

Category order based on number of seats in the House of Commons

Nanos Tracking Data Summary

Party Consider	This week	Last week	Oct 18 2015	4 Weeks Ago	3 Months Ago	1 Year Ago	12 Month High	12 Month Low
Liberal	51.8%	52.6%	54.7%	52.0%	49.0%	54.7%	57.6%	44.6%
Conservative	43.5%	43.8%	39.3%	44.1%	49.5%	45.8%	52.7%	43.1%
NDP	41.6%	41.6%	40.4%	35.8%	40.8%	39.6%	44.1%	34.2%
Bloc	20.1%	21.7%	30.4%	26.2%	30.3%	34.2%	37.6%	18.1%
Green	31.9%	31.3%	22.7%	30.3%	28.6%	28.0%	32.0%	25.9%
People's	11.6%	10.9%	--	11.2%	--	--	11.9%	11.2%

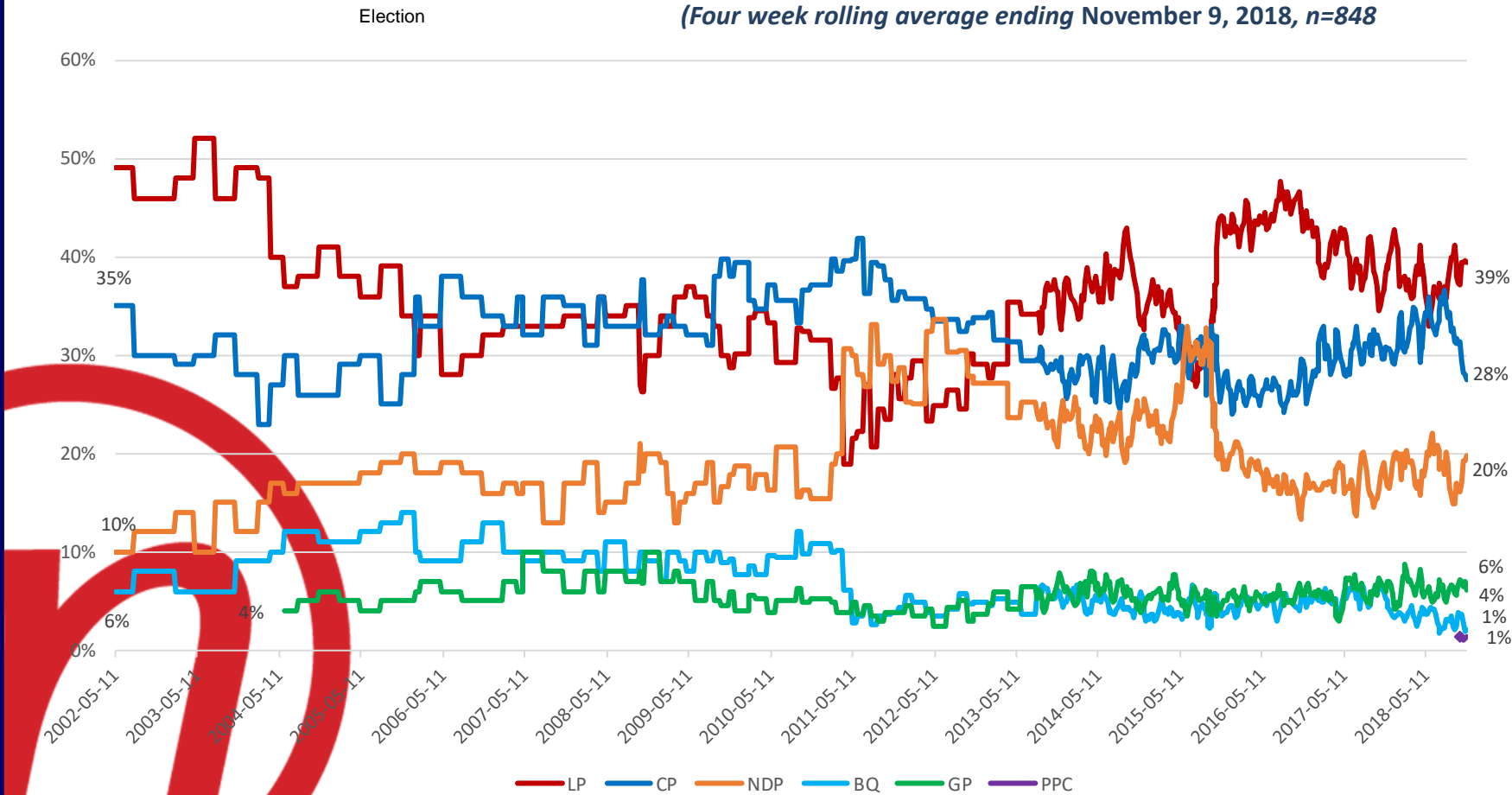
Has Qualities of a Good Political Leader	This week	Last week	Oct 18 2015	4 Weeks Ago	3 Months Ago	1 Year Ago	12 Month High	12 Month Low
Trudeau	58.7%	59.5%	61.3%	58.6%	54.5%	61.2%	66.1%	51.1%
Scheer	40.4%	41.1%	51.8%	43.0%	39.6%	37.0%	43.0%	35.3%
Singh	33.8%	34.7%	57.2%	34.5%	31.7%	35.1%	40.1%	29.4%
Beaulieu	15.4%	16.2%	51.2%	17.2%	15.8%	30.9%	36.6%	13.6%
May	34.0%	35.4%	36.4%	32.9%	35.7%	38.4%	41.9%	32.0%
Bernier	17.5%	19.7%	--	20.8%	--	--	21.3%	19.7%

National Ballot



Question: For those parties you would consider voting for federally, could you please rank your top two current local preferences?

Weekly Tracking – First Ranked Choice – Long Term Trend
(Four week rolling average ending November 9, 2018, n=848)

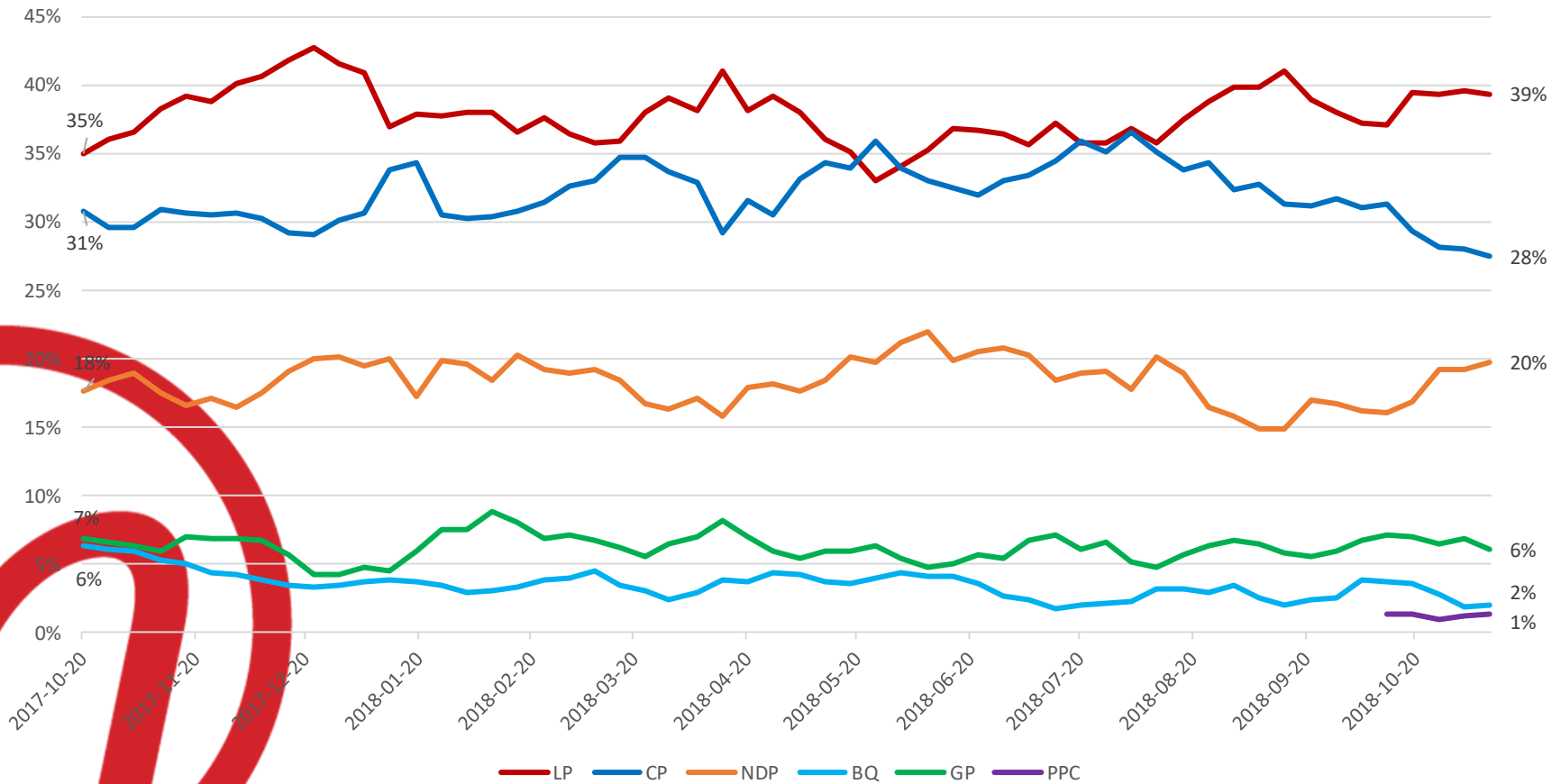


National Ballot



Question: For those parties you would consider voting for federally, could you please rank your top two current local preferences?

Weekly Tracking – First Ranked Choice – 12 Month Trend
(Four week rolling average ending November 9, 2018, n=840)



Federal Party Accessible Voters

Nanos Weekly Tracking



NANOS

*A proven track
record of accuracy*

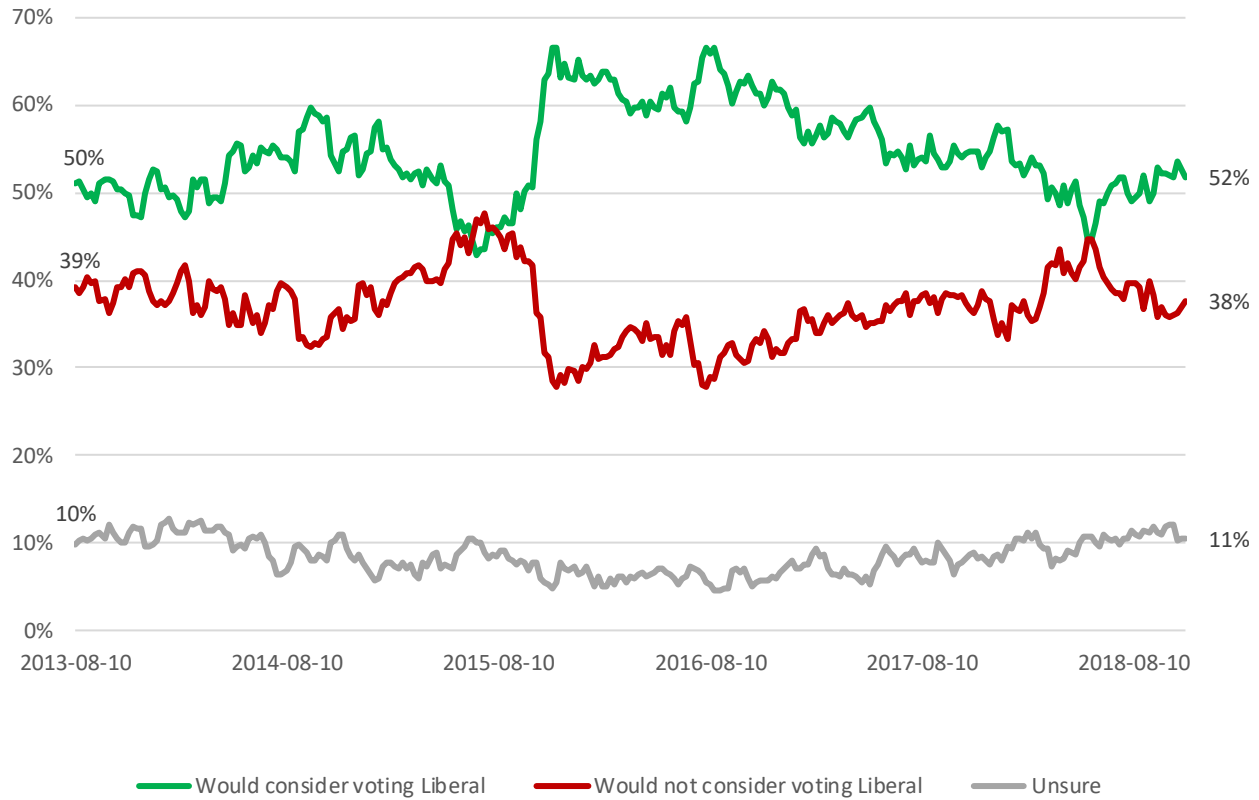
Consider Liberal



Question: For each of the following federal political parties, please tell me if you would consider or not consider voting for it.
[RANDOMIZE] Liberal Party

Contact: Nik Nanos
Ottawa: (613) 234-4666 x 237
Washington DC: (202) 697-9924
nnanos@nanosresearch.com

*National – Weekly Tracking
(Ending November 9, 2018, n=1,000)*



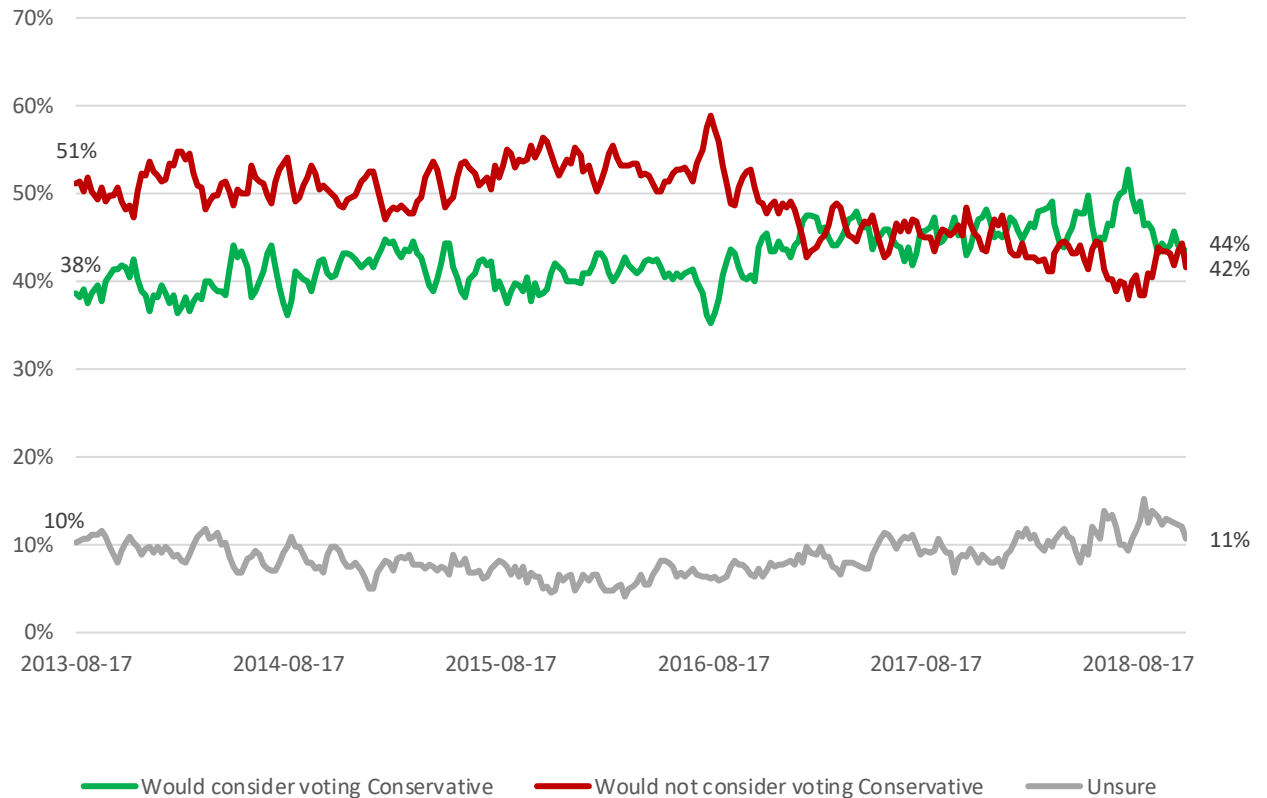
Consider Conservative



*National – Weekly Tracking
(Ending November 9, 2018, n=1,000)*

Question: For each of the following federal political parties, please tell me if you would consider or not consider voting for it.
[RANDOMIZE] Conservative Party

Contact: Nik Nanos
Ottawa: (613) 234-4666 x 237
Washington DC: (202) 697-9924
nnanos@nanosresearch.com



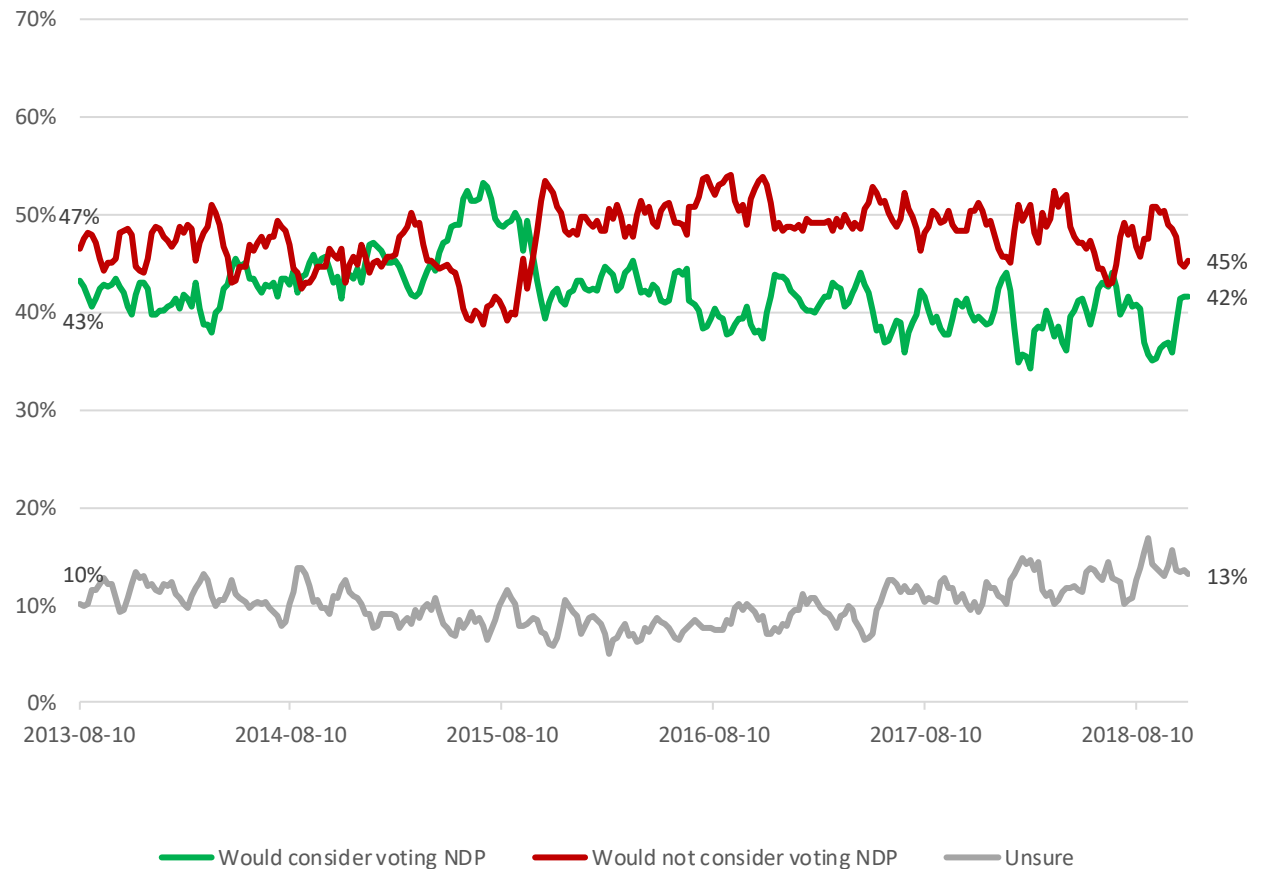
Consider NDP



Question: For each of the following federal political parties, please tell me if you would consider or not consider voting for it.
[RANDOMIZE] NDP

Contact: Nik Nanos
Ottawa: (613) 234-4666 x 237
Washington DC: (202) 697-9924
nnanos@nanosresearch.com

National – Weekly Tracking
(Ending November 9, 2018, n=1,000)



Consider Bloc

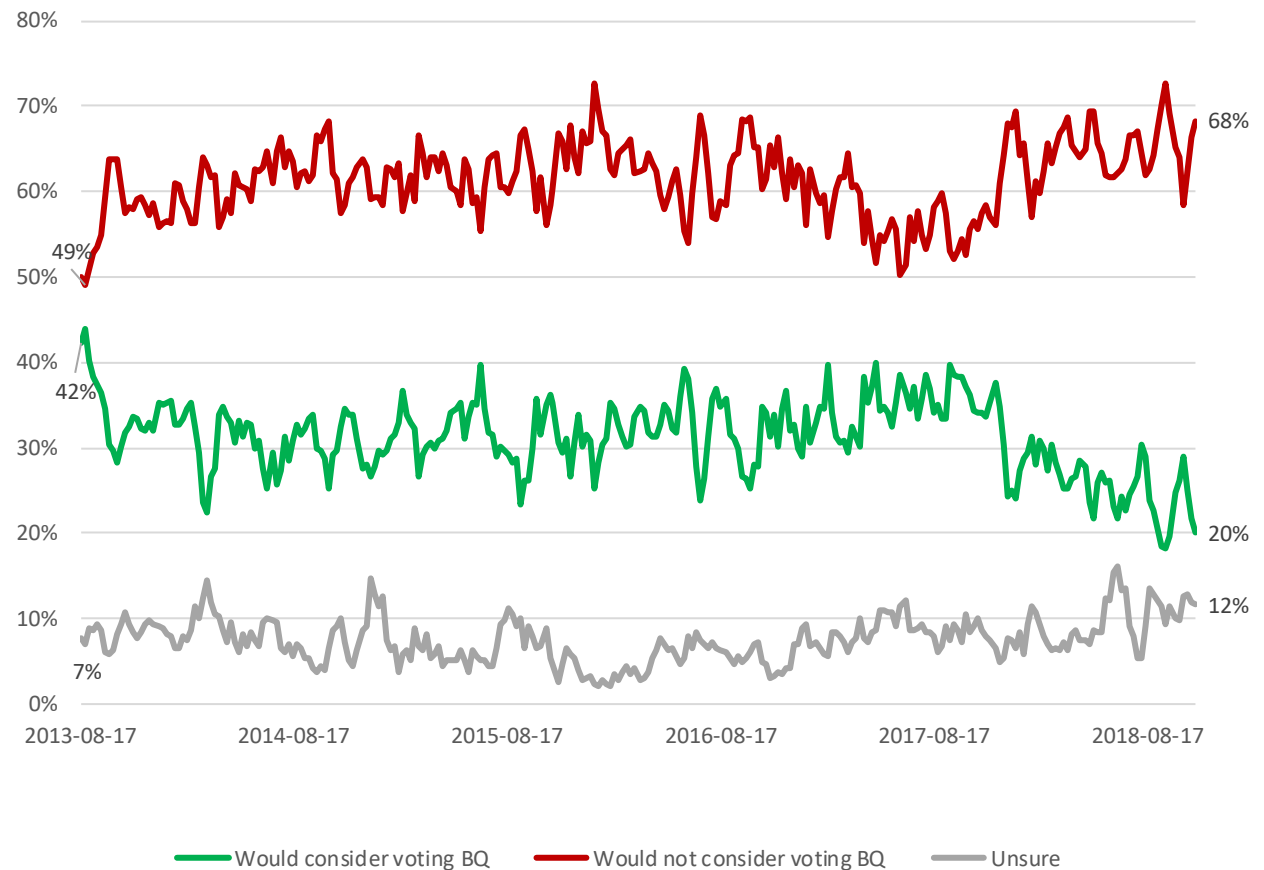


Question: For each of the following federal political parties, please tell me if you would consider or not consider voting for it.
[RANDOMIZE] Bloc Québécois

Contact: Nik Nanos

Ottawa: (613) 234-4666 x 237
Washington DC: (202) 697-9924
nnanos@nanosresearch.com

*Quebec only – Weekly Tracking
(Ending November 9, 2018, 2017, n=248)*



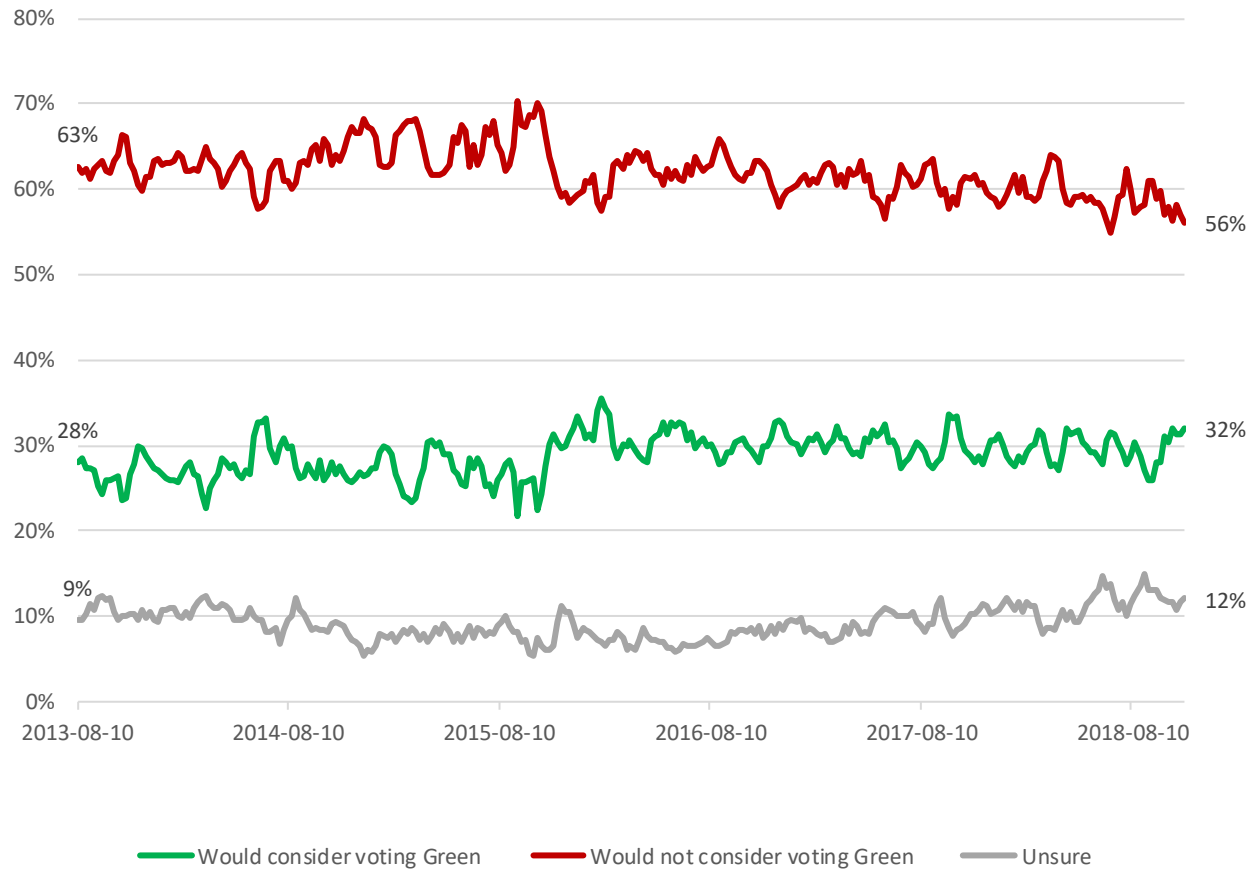
Consider Green



Question: For each of the following federal political parties, please tell me if you would consider or not consider voting for it.
[RANDOMIZE] Green Party

Contact: Nik Nanos
Ottawa: (613) 234-4666 x 237
Washington DC: (202) 697-9924
nnanos@nanosresearch.com

National – Weekly Tracking
(Ending November 9, 2018, n=1,000)



Consider People's



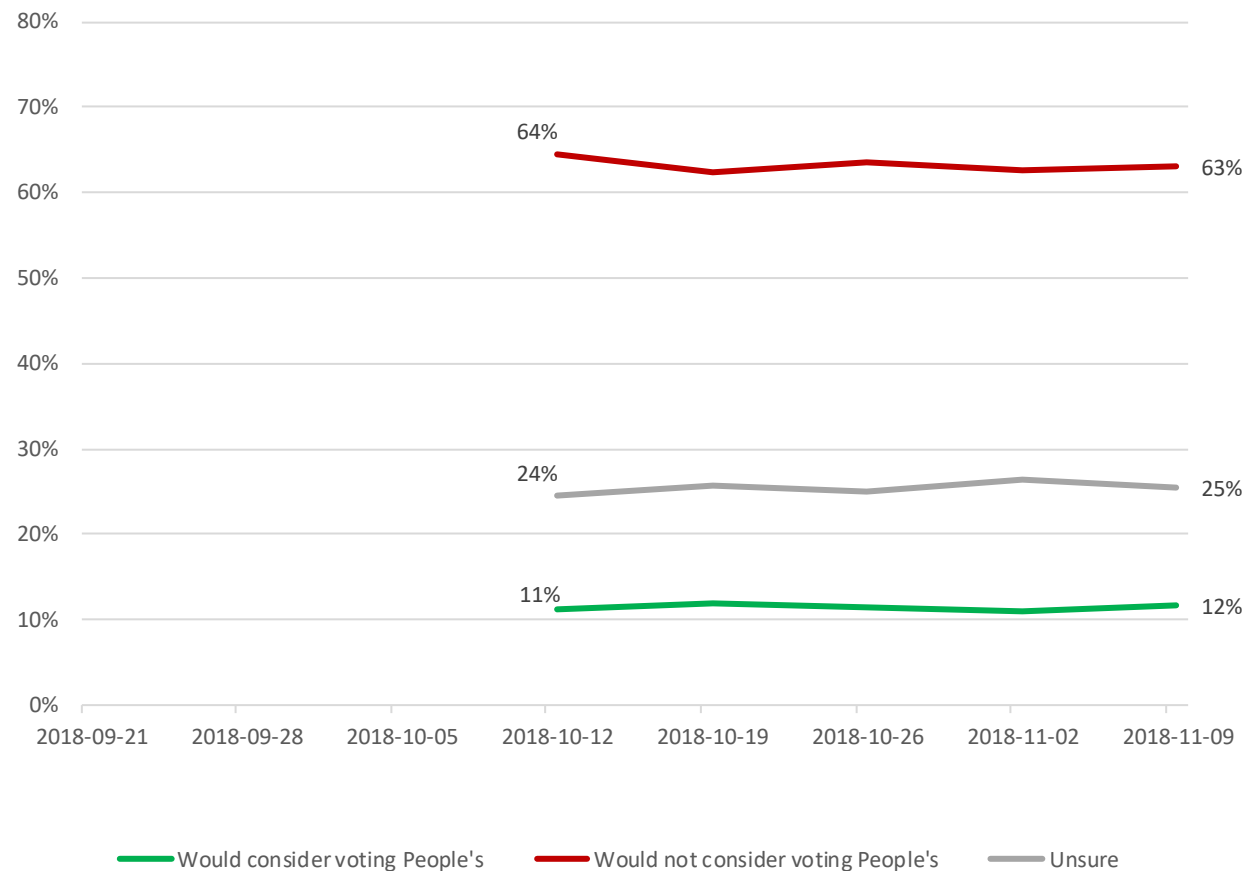
PEOPLE'S PARTY OF CANADA

Question: For each of the following federal political parties, please tell me if you would consider or not consider voting for it.
[RANDOMIZE] People's Party of Canada

Contact: Nik Nanos


Ottawa: (613) 234-4666 x 237
Washington DC: (202) 697-9924
nnanos@nanosresearch.com

National – Weekly Tracking (Ending November 9, 2018, n=1,000)



Tracking on the Federal Political Leaders

Nanos Weekly Tracking



NANOS

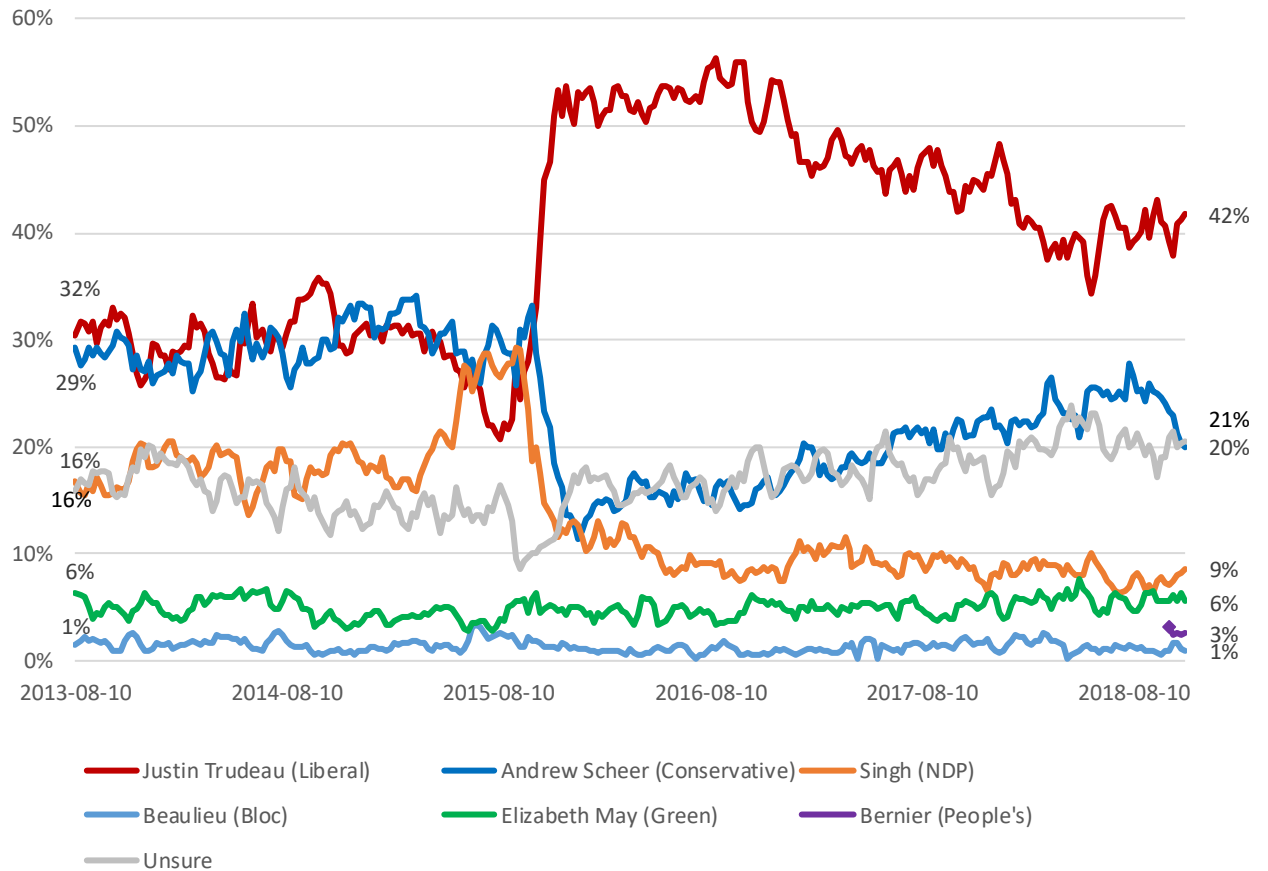
*Winning solutions
for decision-makers*



**National – Weekly Tracking – Preferred Prime Minister First Ranked Choice
(Ending November 9, 2018, n=1,000)**

Question: Of the current federal political party leaders, could you please rank your top two current local preferences for Prime Minister? [ROTATE PARTY LEADERS]

Contact: Nik Nanos
 Ottawa: (613) 234-4666 x 237
 Washington DC: (202) 697-9924
 nnanos@nanosresearch.com



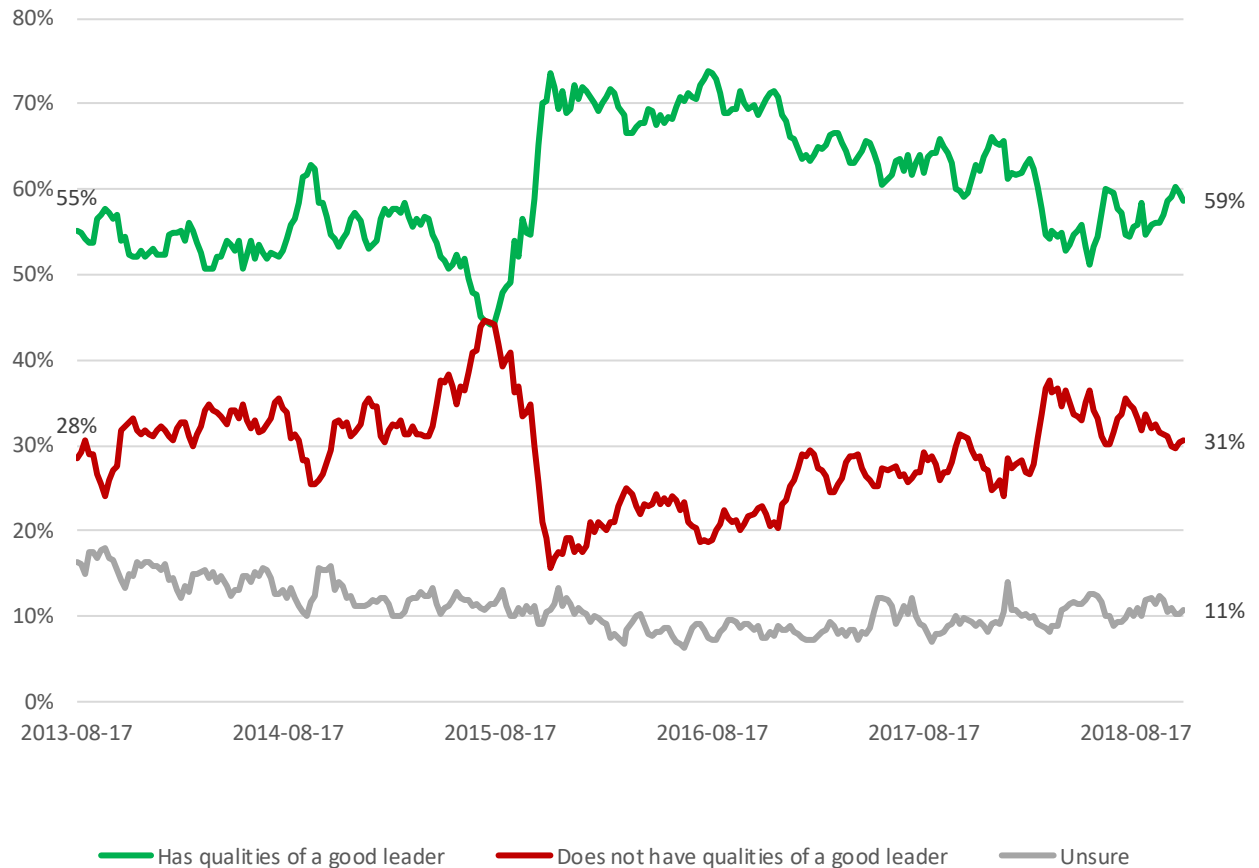
Trudeau



Question: For each of the following federal political party leaders, do you think they have or do not have the qualities to be a good political leader? [RANDOMIZE] Justin Trudeau

Contact: Nik Nanos
Ottawa: (613) 234-4666 x 237
Washington DC: (202) 697-9924
nnanos@nanosresearch.com

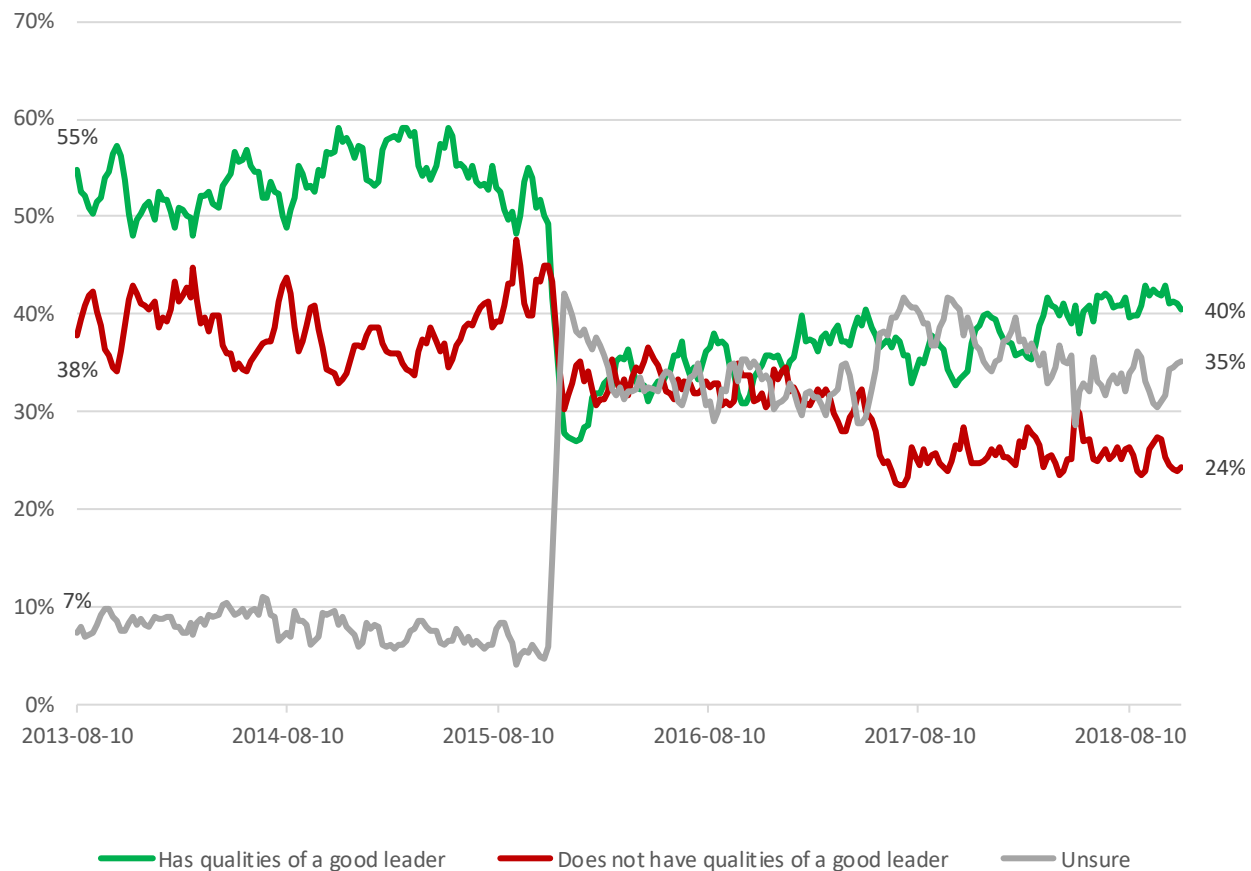
**National – Weekly Tracking – Qualities of a Good Political Leader
(Ending November 9, 2018, n=1,000)**



Question: For each of the following federal political party leaders, do you think they have do not have the qualities to be a good political leader? [RANDOMIZE] Andrew Scheer.

Contact: Nik Nanos
 Ottawa: (613) 234-4666 x 237
 Washington DC: (202) 697-9924
 nnanos@nanosresearch.com

National – Weekly Tracking– Qualities of a Good Political Leader (Ending November 9, 2018, n=1,000)



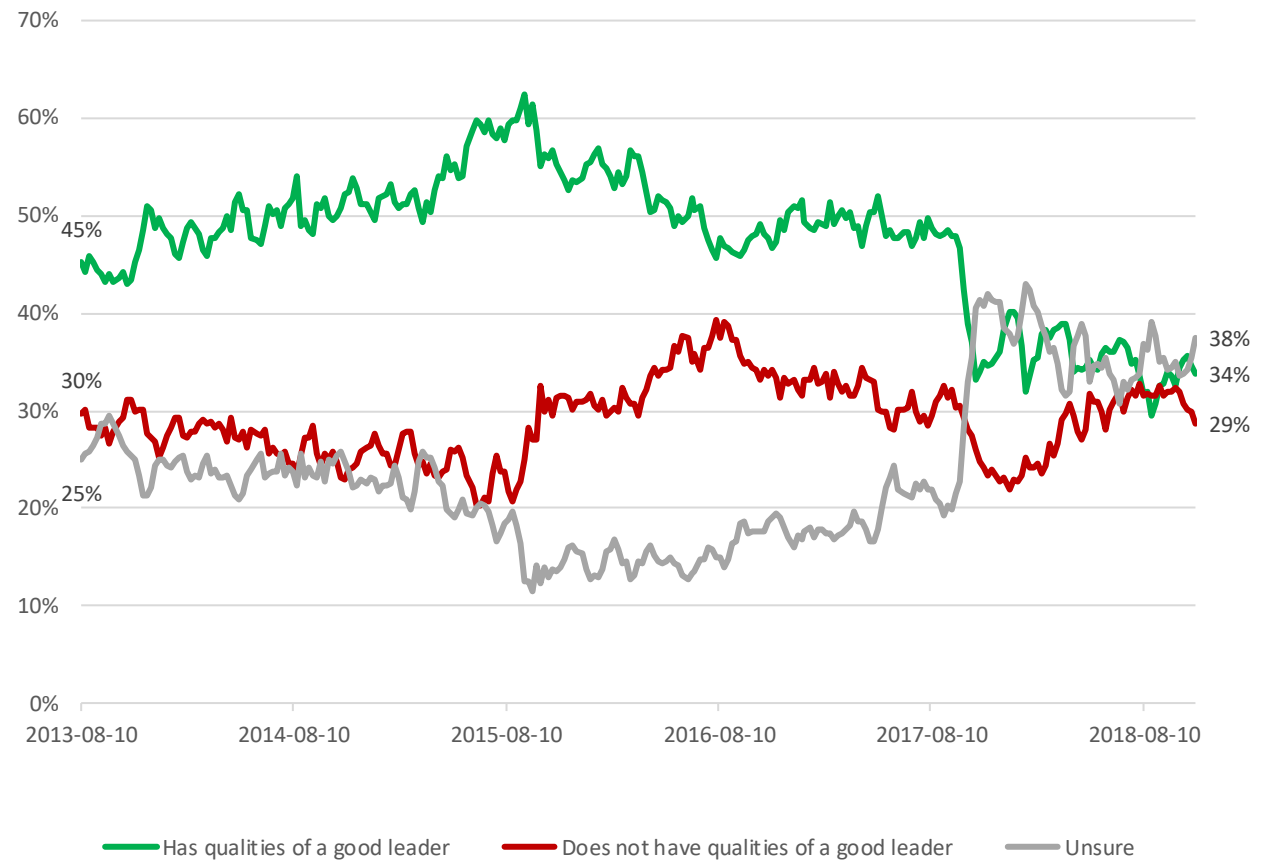
Singh



Question: For each of the following federal political party leaders, do you think they have or do not have the qualities to be a good political leader?
[RANDOMIZE] Jagmeet Singh

Contact: Nik Nanos
Ottawa: (613) 234-4666 x 237
Washington DC: (202) 697-9924
nnanos@nanosresearch.com

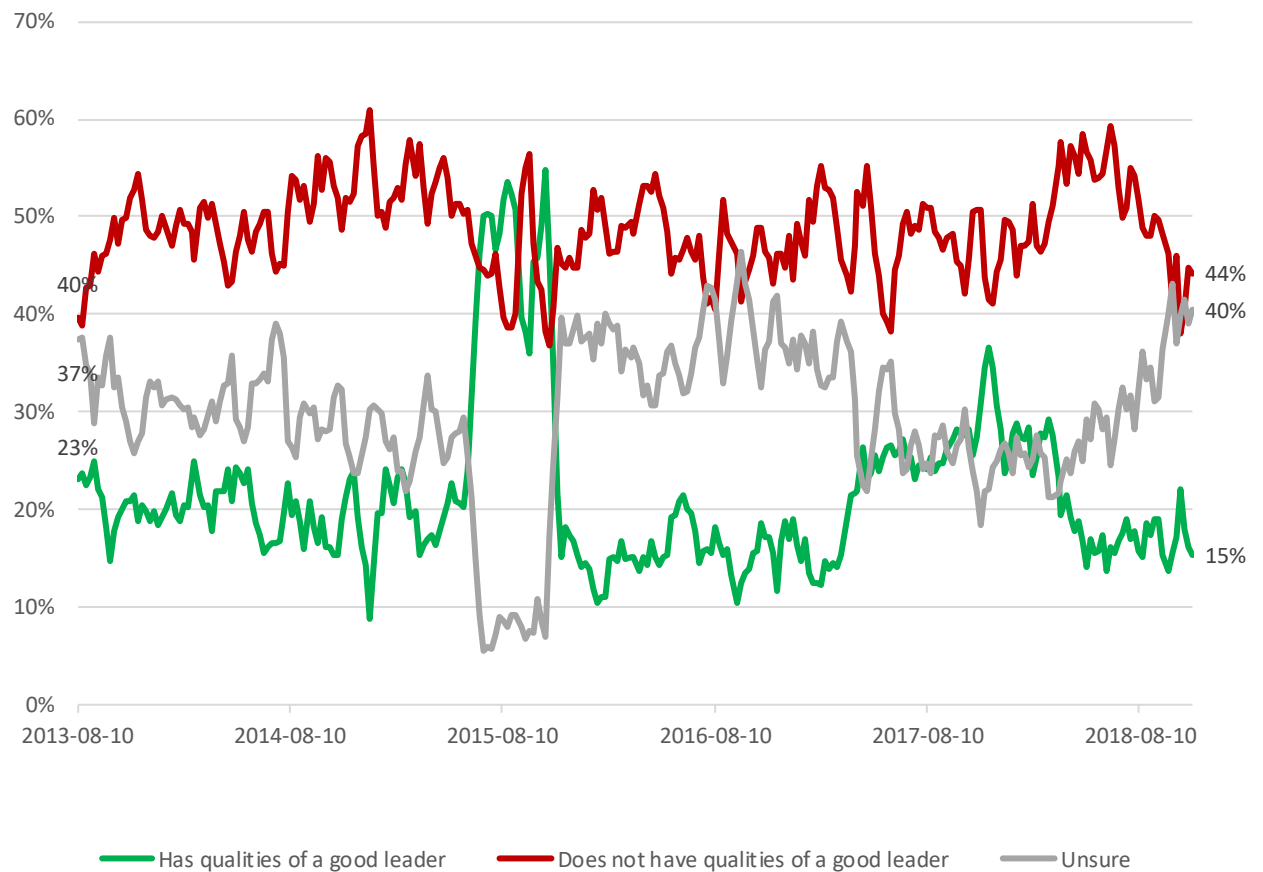
**National – Weekly Tracking– Qualities of a Good Political Leader
(Ending November 9, 2018, n=1,000)**



**Quebec only – Weekly Tracking – Qualities of a Good Political Leader
(Ending November 9, 2018, n=248)**

Question: For each of the following federal political party leaders, do you think they have or do not have the qualities to be a good political leader? [RANDOMIZE] Mario Beaulieu (interim leader).

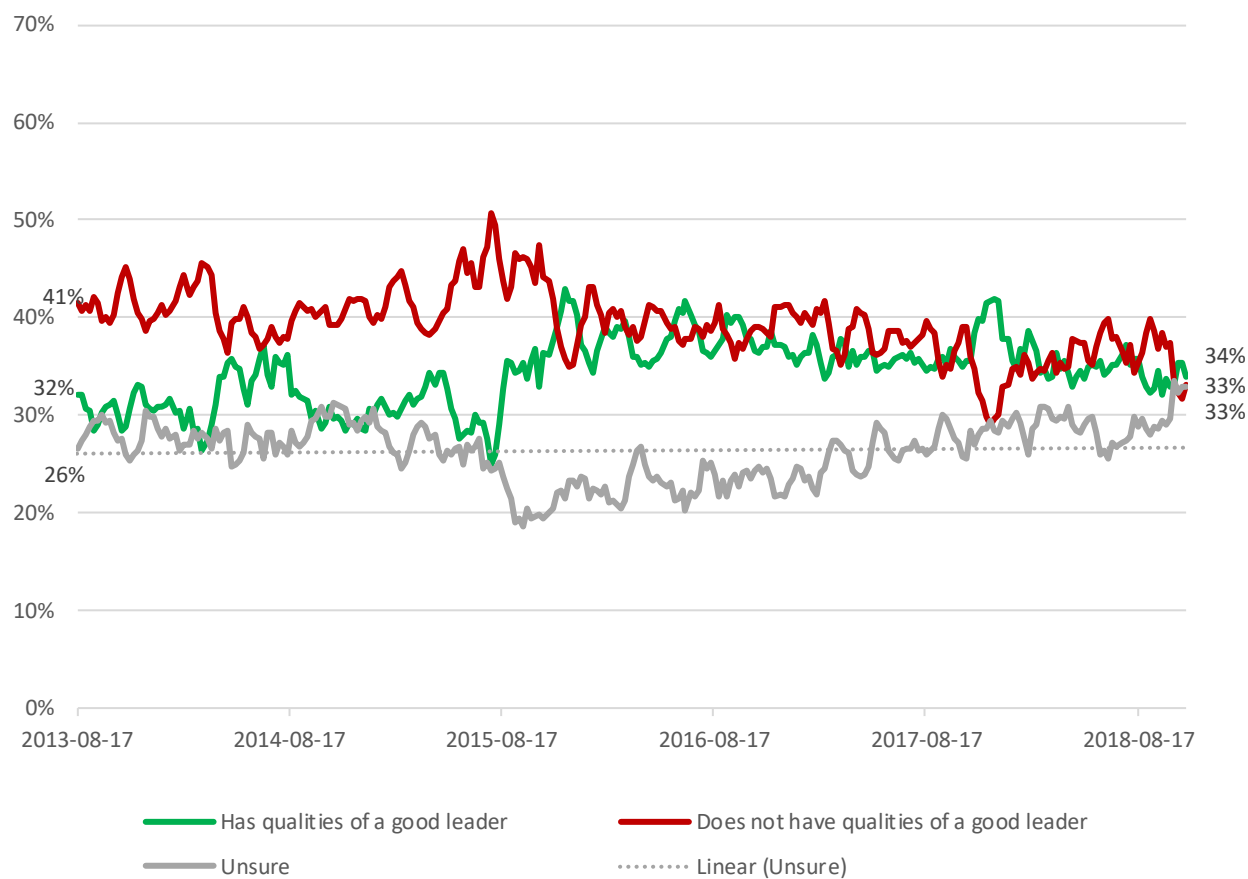
Contact: Nik Nanos
 Ottawa: (613) 234-4666 x 237
 Washington DC: (202) 697-9924
 nnanos@nanosresearch.com



Question: For each of the following federal political party leaders, do you think they have or do not have the qualities to be a good political leader? [RANDOMIZE] Elizabeth May

Contact: Nik Nanos
Ottawa: (613) 234-4666 x 237
Washington DC: (202) 697-9924
nnanos@nanosresearch.com

National – Weekly Tracking – Qualities of a Good Political Leader (Ending November 9, 2018, n=1,000)



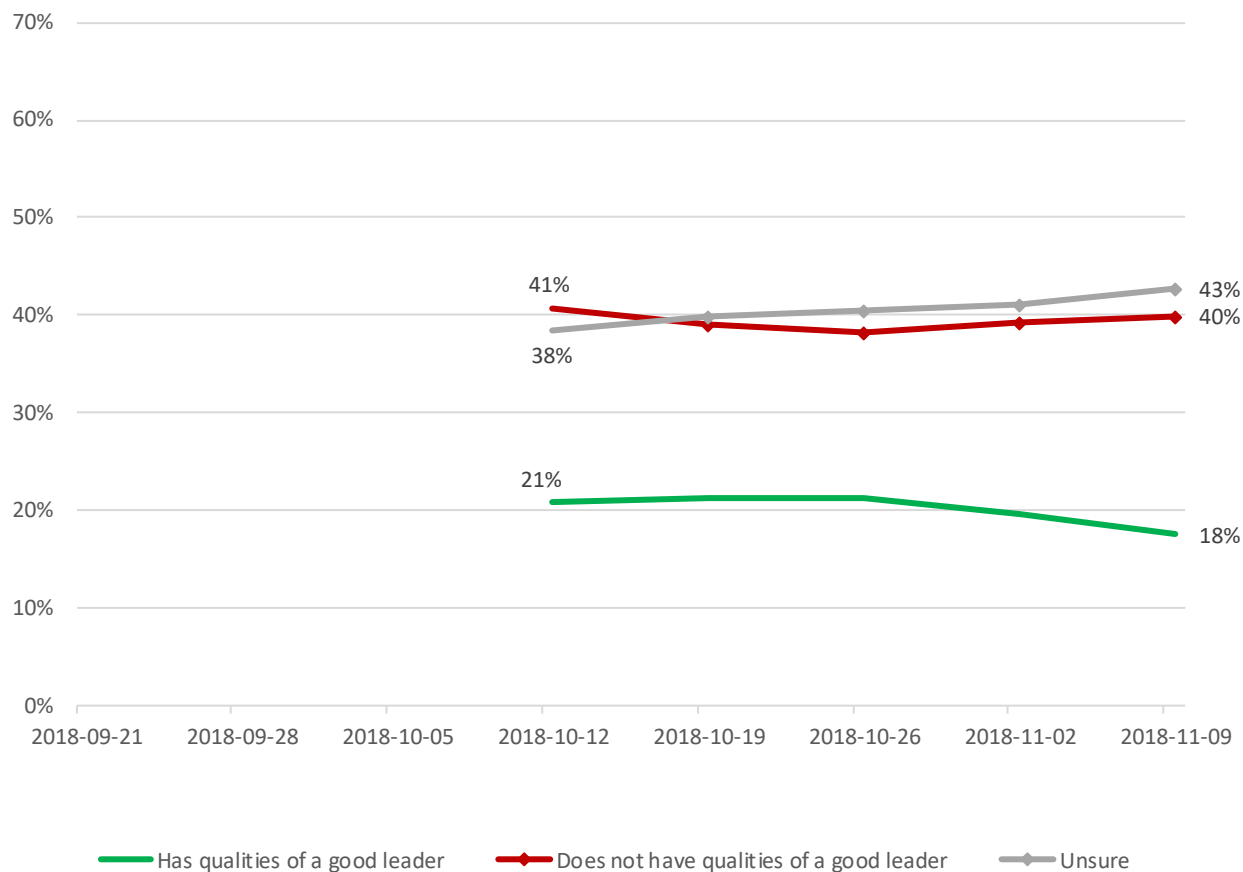
Bernier



Question: For each of the following federal political party leaders, do you think they have or do not have the qualities to be a good political leader? [RANDOMIZE] Maxime Bernier


Contact: Nik Nanos
Ottawa: (613) 234-4666 x 237
Washington DC: (202) 697-9924
nnanos@nanosresearch.com

**National – Weekly Tracking – Qualities of a Good Political Leader
(Ending November 9, 2018, n=1,000)**



Nanos Party Power Index

Nanos Weekly Tracking



NANOS

Applying advanced machine learning algorithms

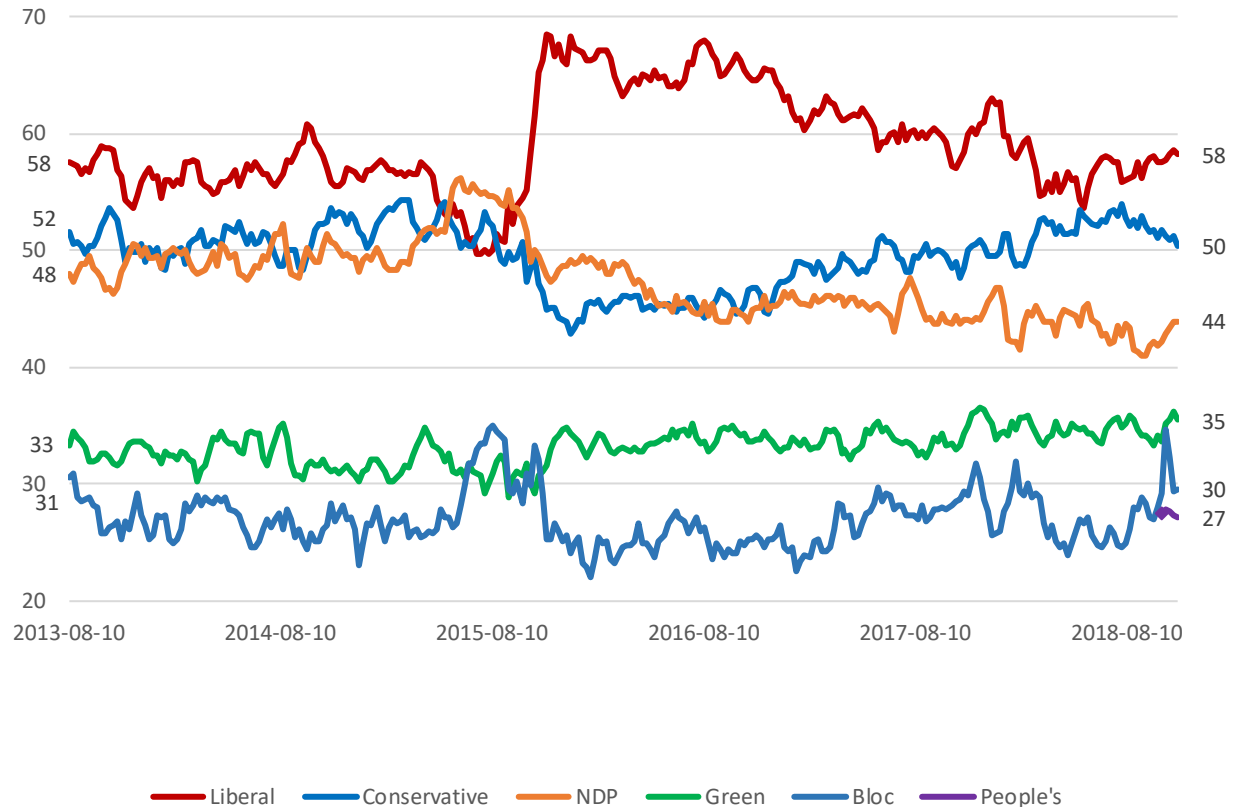
Party Power Index



The Nanos Party Power Index Tracking for Canada is based on a composite of the following public opinion measures: the national ballot, which party individuals would consider voting for, the top two choices for Prime Minister, and whether each party leader has good leadership qualities.

Contact: Nik Nanos
Ottawa: (613) 234-4666 x 237
Washington DC: (202) 697-9924
nnanos@nanosresearch.com

**Canada Weekly Index Tracking Scores
(Ending November 9, 2018, n=1,000)**





Methodology

Methodology



The Weekly Nanos Tracking is produced by the Nanos Research Corporation, headquartered in Canada, which operates in Canada and the United States. The data is based on a dual frame (land + cell-lines) random telephone interviews with 1,000 Canadians using a four week rolling average of 250 respondents each week, 18 years of age and over. The random sample of 1,000 respondents may be weighted by age and gender using the latest census information for Canada. The interviews are compiled into a four week rolling average of 1,000 interviews, where each week the oldest group of 250 interviews is dropped and a new group of 250 interviews is added.

A random telephone survey of 1,000 Canadians is accurate ± 3.1 percentage points, plus or minus, 19 times out of 20.

Since voters are not actually able to make a choice between elections, it is interesting to think about party strength and support more broadly. The Nanos Party Power Index fills this need by incorporating more information than just current vote preference.

The Nanos Party Power Index is a weekly composite measurement of federal party brands based on four questions about the federal parties and their leadership. The questions include:

- a ballot question that captures the 1st and 2nd vote preferences;
- a measure of whether the respondent would consider voting for the party;
- the 1st and 2nd preferences for Prime Minister of the current federal leaders; and,
- whether the respondent believes each current leader has the quality to be a good leader.

The views of 1,000 respondents are compiled into a diffusion brand index for each party that goes from 0 to 100, where 0 means that the party has no brand strength and 100 means it has maximum brand strength. A score above 50 is an indication of brand strength for the party and its leader at this time. The important factors in this weekly tracking include the direction of the brand strength or weakness and also the brand strength of one federal party relative to another.

Technical Note

Element	Description	Element	Description
Organization who commissioned the research	Nanos Research	Weighting of Data	The results were weighted by age and gender using the latest Census information (2016) and the sample is geographically stratified to ensure a distribution across all regions of Canada. See tables for full weighting disclosure
Final Sample Size	1,000 Randomly selected individuals, four week rolling average of 250 interviews a week.	Screening	Screening ensured potential respondents did not work in the market research industry, in the advertising industry, in the media or a political party prior to administering the survey to ensure the integrity of the data.
Margin of Error	±3.1 percentage points, 19 times out of 20.	Excluded Demographics	Individuals younger than 18 years old; individuals without land or cell lines could not participate.
Mode of Survey	RDD dual frame (land- and cell-lines) telephone survey	Stratification	By age and gender using the latest Census information (2016) and the sample is geographically stratified to be representative of Canada. Smaller areas such as Atlantic Canada were marginally oversampled to allow for a minimum regional sample.
Sampling Method Base	The sample included both land- and cell-lines RDD (Random Digit Dialed) across Canada.	Estimated Response Rate	Nine percent, consistent with industry norms.
Demographics (Captured)	Atlantic Canada, Quebec, Ontario, Prairies, British Columbia; Men and Women; 18 years and older. Six digit postal code was used to validate geography.	Question Order	Question order in the preceding report was asked in the following order – party consideration, unprompted vote preferences, preferred Prime Minister and qualities of a good political leader.
Demographics (Other)	Age, gender, education, income	Question Content	This was part of a weekly tracking survey. The preceding module included questions about national issues of concern and ballot preferences and economic confidence.
Fieldwork/Validation	Live interviews with live supervision to validate work as per the MRIA Code of Conduct	Question Wording	The wording of questions is as presented in the report with a randomization of the political leaders for the question involving leader qualities.
Number of Calls/	Maximum of five call backs.	Survey Company	Nanos Research
Time of Calls	Local time 5:00-9:00 pm, on weekends 12:00- 6:00 pm	Contact	Contact Nanos Research for more information or with any concerns or questions. http://www.nanosresearch.com Telephone:(613) 234-4666 ext. 237 – Toll Free: (888) 737-5505 ext. 223. Email: info@nanosresearch.com.
Field Dates	Four week period November 9, 2018		
Language of Survey	The survey was conducted in both English and French.		
Standards	This report meets the standards set forth by the MRIA which can be found here: https://mria-arim.ca/polling		

Méthodologie



Le suivi hebdomadaire de Nanos est produit par Nanos Research Corporation. Les données sont fondées sur des entrevues téléphoniques aléatoires à deux trames (terrestre et cellulaire) avec des agents en direct contactant 1 000 Canadiens, utilisant une moyenne mobile de quatre semaines avec 250 répondants chaque semaine, âgés de 18 ans et plus. L'échantillon aléatoire de 1 000 répondants peut être pondéré selon l'âge et le sexe en utilisant les dernières données du recensement pour le Canada. Les entrevues sont compilées en une moyenne mobile de 1 000 entrevues sur quatre semaines, où chaque semaine, le groupe de 250 Canadiens le plus anciennement interrogé est abandonné et un nouveau groupe de 250 entrevues est ajouté.

Un sondage téléphonique aléatoire auprès de 1 000 Canadiens est exact à $\pm 3,1$ points de pourcentage, plus ou moins, 19 fois sur 20.

Comme les électeurs ne sont pas en mesure de faire un choix entre les élections il est intéressant de penser à la force du parti et à son soutien à un niveau plus large. Le suivi fédéral de Nanos répond à ce besoin en incorporant plus d'informations sur les préférences politiques, au-delà de la préférence actuelle de vote.

Le suivi fédéral de Nanos est une mesure composite hebdomadaire des marques des partis fédéraux fondée sur quatre questions concernant les partis fédéraux et leur leadership. Les questions comprennent:

- une question de scrutin qui capture les préférences de premier et de second vote;
- une mesure permettant de savoir si le répondant envisagerait de voter pour un parti donné;
- la 1ère et 2ème préférence pour Premier ministre parmi les dirigeants fédéraux actuels; et,
- si le répondant croit que chaque leader actuel possède les qualités d'un bon leader.

Les opinions de 1000 répondants sont compilées dans un indice de marque de diffusion pour chaque parti qui va de 0 à 100, où 0 signifie que le parti n'a pas de force de marque et 100 signifie qu'il a la force de marque maximale. Un score supérieur à 50 est une indication de force de marque pour ce parti et son leadership en ce moment. Les facteurs importants dans ce suivi hebdomadaire incluent la direction de la force ou de la faiblesse de marque ainsi que la force de marque d'un parti fédéral par rapport à un autre.

Note technique

Élément	Description	Élément	Description
Organisation qui a commandé la recherche	Nanos Research	Pondération des données	Les résultats ont été pondérés selon l'âge et le sexe en utilisant les données du dernier recensement (2016) et l'échantillon est stratifié géographiquement pour être représentatif du Canada. Voir les tableaux pour la divulgation complète de la pondération.
Taille finale de l'échantillon	1,000 répondants choisis au hasard, moyenne mobile de quatre semaines avec 250 répondants chaque semaine.	Présélection	La présélection garantit que les répondants potentiels ne travaillaient pas dans le secteur des études de marché, dans le secteur de la publicité, dans les médias ou pour un parti politique avant l'administration de l'enquête pour assurer l'intégrité des données.
Marge d'erreur	±3.1 points de pourcentage, 19 fois sur 20.	Groupes démographiques exclus	Les personnes de moins de 18 ans; les individus sans accès à lignes de téléphone n'étaient pas admissibles pour participer.
Type d'enquête	Enquête téléphonique (lignes téléphoniques terrestres et cellulaires) par génération aléatoire de numéros de téléphone (GANT)	Stratification	Par âge et sexe en utilisant les données du dernier recensement (2016) et l'échantillon est stratifié géographiquement pour être représentatif du Canada. Les régions plus petites comme le Canada Atlantique furent suréchantillonnées pour assurer un échantillon régional minimum.
Méthode d'échantillonnage	L'échantillon comprenait à la fois des lignes terrestres et cellulaires à travers le Canada par l'entremise de génération aléatoire de numéros de téléphone (GANT).	Taux de réponse estimé	Neuf pour cent, en conformité avec les normes de l'industrie.
Données démographiques (captées)	Canada Atlantique, Québec, Ontario, Prairies, Colombie-Britannique; hommes et femmes; 18 ans et plus. Le code postal à six chiffres fut utilisé pour valider l'endroit géographique.	Ordre des questions	Les questions de ce rapport ont été posées dans l'ordre suivant : les préférences de vote spontanées, le Premier ministre préféré et les qualités d'un bon leader politique.
Données démographiques (autres)	Âge, sexe, éducation, revenu	Contenu des questions	Ceci fait partie d'une enquête de suivi hebdomadaire. Le module précédent comprenait des questions sur les problèmes d'intérêt national et les préférences de vote et la confiance économique.
Travail sur le terrain/validation	Entrevues en direct administrées par des agents et sous supervision du travail afin d'être conformes au code déontologique de l'ARIM.	Formulation des questions	La formulation des questions est telle que présentée dans le rapport, les leaders politiques ont été affichés de manière aléatoire pour la question impliquant les qualités d'un bon leader.
Nombre d'appels	Maximum de cinq rappels.	Compagnie de recherche	Nanos Research
Heure des appels	Heure locale 17h à 21h, fins de semaine 12h à 18h.	Contactez	Contactez Nanos Research pour de plus amples renseignements ou si vous avez des questions ou des préoccupations. http://www.nanos.co Téléphone : (613) 234-4666 x 237 – Sans frais : (888) 737-5505 x 223. Courriel : info@nanosresearch.com.
Dates du travail sur le terrain	Période de quatre semaines terminant le 9 novembre 2018.		
Langue de l'enquête	L'enquête a été menée en français et en anglais.		
Standards	Ce rapport rencontre les normes établies par l'ARIM qui peuvent être consultées ici : https://mria-arim.ca/polling		

About Nanos

Nanos is one of North America's most trusted research and strategy organizations. Our team of professionals is regularly called upon by senior executives to deliver superior intelligence and market advantage whether it be helping to chart a path forward, managing a reputation or brand risk or understanding the trends that drive success. Services range from traditional telephone surveys, through to elite in-depth interviews, online research and focus groups. Nanos clients range from Fortune 500 companies through to leading advocacy groups interested in understanding and shaping the public landscape. Whether it is understanding your brand or reputation, customer needs and satisfaction, engaging employees or testing new ads or products, Nanos provides insight you can trust.



View our brochure






Nik Nanos FMRIA

Chairman, Nanos Research Group

Ottawa (613) 234-4666 ext. 237

Washington DC (202) 697-9924

nnanos@nanosresearch.com

2015 Federal Election	NANOS Sunday, October 18 th , 2015	ELECTION Results Monday, October 19 th , 2015	Variance
 Liberal	39.1%	39.5%	0.4
	30.5%	31.9%	1.4
 NDP	19.7%	19.7%	0
 BLOC Québécois	5.5%	4.7%	0.8
 green PARTY OF CANADA	4.6%	3.4%	1.2
Other	0.5%	0.5%	0
Numbers of interviews (aggregate)	722		
Margin of error	±3.7		

Election results from Elections Canada as of 10:30am EST on October 20th, 2015.