

2015 P&G Championships - Women Day 1

Meet Results





Aug 13, 2015

Page: 1
Printed: 8/13/2015 3:08:35 PM

Women / JR

Session: 1W

Judge's Signatures

Rank	Num	Name	Gym					AA
1	160	Jazmyn Foberg	MG Elite	Diff: 5.800 Exec: 9.200 ND: _____ Final: 15.000 Place: 1	6.200 8.600 _____ 14.800 2	5.600 8.750 _____ 14.350 2	6.100 8.100 _____ 14.200 5	58.350 1
2	164	Lauren Hernandez	MG Elite	Diff: 5.800 Exec: 8.850 ND: -0.100 Final: 14.550 Place: 8	5.900 9.000 _____ 14.900 1	5.700 8.450 _____ 14.150 4	5.700 8.650 _____ 14.350 2*	57.950 2
3	175	Ragan Smith	Texas Dreams	Diff: 5.800 Exec: 8.900 ND: _____ Final: 14.700 Place: 4*	5.600 8.050 _____ 13.650 10	6.000 8.500 _____ 14.500 1	6.000 8.550 _____ 14.550 1	57.400 3
4	155	Jordan Chiles	Naydenov	Diff: 5.800 Exec: 9.150 ND: _____ Final: 14.950 Place: 2	5.800 8.750 _____ 14.550 3T	5.900 7.650 _____ 13.550 10	5.600 8.350 -0.300 13.650 10T	56.700 4
5	172	Gabby Perea	Legacy Elite	Diff: 4.900 Exec: 8.750 ND: _____ Final: 13.650 Place: 17	6.000 8.300 _____ 14.300 5	6.100 8.200 _____ 14.300 3	5.500 8.200 _____ 13.700 9	55.950 5
6	166	Sydney Johnson-Scharpf	Brandy Johnson's	Diff: 5.800 Exec: 8.900 ND: _____ Final: 14.700 Place: 4*	5.400 7.800 _____ 13.200 15	5.900 7.450 _____ 13.350 12T	5.700 8.650 _____ 14.350 2*	55.600 6
7	167	Shilese Jones	Buckeye Gymnastics	Diff: 5.800 Exec: 8.650 ND: _____ Final: 14.450 Place: 9	5.200 8.100 _____ 13.300 14	5.800 7.550 _____ 13.350 12*	5.600 8.150 _____ 13.750 7T	54.850 7
8	156	Christina Desiderio	Parkettes	Diff: 5.800 Exec: 8.400 ND: _____ Final: 14.200 Place: 12	5.100 7.900 _____ 13.000 18T	5.800 7.350 _____ 13.150 16T	6.000 8.300 _____ 14.300 4	54.650 8
9T	173	Grace Quinn	Texas Dreams	Diff: 5.800 Exec: 8.850 ND: _____ Final: 14.650 Place: 6*	5.200 7.900 _____ 13.100 16	5.700 7.350 _____ 13.050 18	5.700 8.150 -0.100 13.750 7T	54.550 9T
9T	151	Shania Adams	Buckeye Gymnastics	Diff: 4.900 Exec: 8.500 ND: _____ Final: 13.400 Place: 21*	5.400 8.500 _____ 13.900 8	5.500 8.400 _____ 13.900 5	5.300 8.050 _____ 13.350 19	54.550 9T





2015 P&G Championships - Women Day 1

Meet Results

Aug 13, 2015

Page: 2
Printed: 8/13/2015 3:08:35 PM

Women / JR
Session: 1W

Rank	Num	Name	Gym					AA
11	171	Abby Paulson	Twin City Twisters	Diff: 4.900 Exec: 8.500 ND: _____ Final: 13.400 Place: 21*	5.600 8.400 _____ 14.000 6T	5.800 7.550 _____ 13.350 12*	5.500 8.150 _____ 13.650 10T	54.400 11
12	176	Deanne Soza	Arete	Diff: 5.800 Exec: 9.000 ND: _____ Final: 14.800 Place: 3	4.400 7.950 _____ 12.350 23	5.700 7.950 _____ 13.650 8	5.400 8.100 _____ 13.500 16T	54.300 12
13	165	Morgan Hurd	First State	Diff: 4.900 Exec: 8.700 ND: _____ Final: 13.600 Place: 18	5.800 8.200 _____ 14.000 6T	5.700 7.050 _____ 12.750 21*	5.300 8.550 _____ 13.850 6	54.200 13
14	178	Trinity Thomas	Prestige	Diff: 4.900 Exec: 8.900 ND: _____ Final: 13.800 Place: 13*	5.000 7.850 _____ 12.850 20	5.200 8.550 _____ 13.750 6T	5.600 8.300 -0.300 13.600 12T	54.000 14
15	170	Maile O'Keefe	Salcianu's	Diff: 4.900 Exec: 8.600 ND: _____ Final: 13.500 Place: 19*	5.000 8.050 _____ 13.050 17	5.700 8.050 _____ 13.750 6T	5.500 8.100 _____ 13.600 12T	53.900 15
16T	174	Alyona Shchennikova	TIGAR	Diff: 4.900 Exec: 8.400 ND: -0.100 Final: 13.200 Place: 25	6.500 8.050 _____ 14.550 3T	5.800 7.500 _____ 13.300 15	5.400 7.250 _____ 12.650 26	53.700 16T
16T	163	Emily Gaskins	Palm Beach	Diff: 5.800 Exec: 8.850 ND: _____ Final: 14.650 Place: 6*	5.000 7.700 _____ 12.700 21	5.300 7.500 _____ 12.800 20	5.700 7.850 _____ 13.550 15	53.700 16T
18	180	Abigail Walker	Texas Dreams	Diff: 4.900 Exec: 8.600 ND: _____ Final: 13.500 Place: 19*	5.200 8.150 _____ 13.350 13	5.300 8.200 _____ 13.500 11	5.300 8.250 -0.300 13.250 20T	53.600 18
19	152	Elena Arenas	Georgia Elite	Diff: 4.900 Exec: 8.900 ND: _____ Final: 13.800 Place: 13*	5.300 8.450 _____ 13.750 9	5.500 7.350 _____ 12.850 19	5.200 7.500 _____ 12.700 25	53.100 19
20	177	Tori Tatum	Twin City Twisters	Diff: 4.900 Exec: 8.800 ND: _____ Final: 13.700 Place: 16	5.000 8.450 _____ 13.450 12	4.800 7.900 _____ 12.700 23	4.900 8.250 _____ 13.150 23	53.000 20





2015 P&G Championships - Women Day 1

Meet Results

Aug 13, 2015

Page: 3
Printed: 8/13/2015 3:08:36 PM

Women / JR
Session: 1W

Rank	Num	Name	Gym					AA
21	161	Margzetta Frazier	Atlantic Coast	Diff: 5.800 Exec: 8.600 ND: _____ Final: 14.400 Place: 10*	5.800 7.200 _____ 13.000 18T	5.300 6.550 _____ 11.850 28	5.500 8.000 _____ 13.500 16T	52.750 21
22	157	Olivia Dunne	ENA Paramus	Diff: 4.900 Exec: 8.350 ND: -0.100 Final: 13.150 Place: 26	4.800 7.800 _____ 12.600 22	5.700 7.050 _____ 12.750 21*	5.300 8.000 _____ 13.200 22	51.700 22
23	153	Rachel Baumann	WOGA	Diff: 4.900 Exec: 8.450 ND: _____ Final: 13.350 Place: 24	5.000 7.150 _____ 12.150 25	5.600 6.850 _____ 12.450 25	5.300 8.200 _____ 13.500 16T	51.450 23
24	154	Aria Bruschi	Cincinnati	Diff: 4.900 Exec: 8.900 ND: _____ Final: 13.800 Place: 13*	5.400 6.550 _____ 11.950 26	5.100 6.800 _____ 11.900 27	5.100 7.850 _____ 12.950 24	50.600 24
25	162	Megan Freed	Parkettes	Diff: 5.800 Exec: 7.250 ND: -0.300 Final: 12.750 Place: 27	5.700 6.500 _____ 12.200 24	5.600 8.000 _____ 13.600 9	5.600 6.500 _____ 12.000 27	50.550 25
26	168	Emma Malabuyo	Texas Dreams	Diff: 4.900 Exec: 8.500 ND: _____ Final: 13.400 Place: 21*	4.500 5.600 _____ 10.100 27	5.500 7.650 _____ 13.150 16T	5.400 8.200 _____ 13.600 12T	50.250 26
27	179	Olivia Trautman	Twin City Twisters	Diff: 5.800 Exec: 8.600 ND: _____ Final: 14.400 Place: 10*	0.000 0.000 _____ 0.000 28	5.400 7.250 _____ 12.650 24	5.500 7.750 _____ 13.250 20T	40.300 27
28	159	Colbi Flory	Texas Dreams	Diff: 0.000 Exec: 0.000 ND: _____ Final: 0.000 Place: 28	5.200 8.400 _____ 13.600 11	5.200 7.050 _____ 12.250 26	5.300 6.550 _____ 11.850 28	37.700 28

2015 P&G Championships - Women Day 2

Meet Results - Multi





Aug 15, 2015

Page: 1
Printed: 8/15/2015 3:06:13 PM

Women / JR

Session: 3W

Judge's Signatures

Rank	Num	Name/Gym						AA
1	164	Lauren Hernandez MG Elite	Prelims	Final: 14.550	14.900	14.150	14.350	57.950
				D/E: 5.8 / 8.850	5.9 / 9.000	5.7 / 8.450	5.7 / 8.650	
			ND: -0.1					
			Finals	Final: 15.100	15.200	14.700	14.550	59.550
				D/E: 5.8 / 9.300	6.1 / 9.100	5.7 / 9.000	5.9 / 8.650	
			ND:					
							Combined Total:	117.500
2	160	Jazmyn Foberg MG Elite	Prelims	Final: 15.000	14.800	14.350	14.200	58.350
				D/E: 5.8 / 9.200	6.2 / 8.600	5.6 / 8.750	6.1 / 8.100	
			ND:					
			Finals	Final: 15.200	14.650	14.700	14.500	59.050
				D/E: 5.8 / 9.400	6.2 / 8.450	5.7 / 9.000	6.4 / 8.300	
			ND:				-0.2	
							Combined Total:	117.400
3	175	Ragan Smith Texas Dreams	Prelims	Final: 14.700	13.650	14.500	14.550	57.400
				D/E: 5.8 / 8.900	5.6 / 8.050	6.0 / 8.500	6.0 / 8.550	
			ND:					
			Finals	Final: 14.900	14.300	15.200	14.650	59.050
				D/E: 5.8 / 9.100	5.6 / 8.700	6.4 / 8.800	6.1 / 8.550	
			ND:					
							Combined Total:	116.450
4	155	Jordan Chiles Naydenov	Prelims	Final: 14.950	14.550	13.550	13.650	56.700
				D/E: 5.8 / 9.150	5.8 / 8.750	5.9 / 7.650	5.6 / 8.350	
			ND:				-0.3	
			Finals	Final: 15.500	13.950	12.850	13.700	56.000
				D/E: 5.9 / 9.600	5.5 / 8.450	5.7 / 7.150	5.5 / 8.200	
			ND:					
							Combined Total:	112.700
5	156	Christina Desiderio Parkettes	Prelims	Final: 14.200	13.000	13.150	14.300	54.650
				D/E: 5.8 / 8.400	5.1 / 7.900	5.8 / 7.350	6.0 / 8.300	
			ND:					
			Finals	Final: 14.500	13.500	14.250	14.550	56.800
				D/E: 5.8 / 8.700	5.2 / 8.300	5.8 / 8.450	6.0 / 8.550	
			ND:					
							Combined Total:	111.450
6	166	Sydney Johnson-Scharpf Brandy Johnson's	Prelims	Final: 14.700	13.200	13.350	14.350	55.600
				D/E: 5.8 / 8.900	5.4 / 7.800	5.9 / 7.450	5.7 / 8.650	
			ND:					
			Finals	Final: 14.400	13.450	13.300	14.150	55.300
				D/E: 5.8 / 8.700	5.4 / 8.050	5.8 / 7.500	5.7 / 8.450	
			ND:	-0.1				
							Combined Total:	110.900
7	172	Gabby Perea Legacy Elite	Prelims	Final: 13.650	14.300	14.300	13.700	55.950
				D/E: 4.9 / 8.750	6.0 / 8.300	6.1 / 8.200	5.5 / 8.200	
			ND:					
			Finals	Final: 13.600	12.100	14.450	13.750	53.900
				D/E: 4.9 / 8.700	4.7 / 7.400	6.1 / 8.350	5.5 / 8.250	
			ND:					
							Combined Total:	109.850





2015 P&G Championships - Women Day 2

Meet Results - Multi

Aug 15, 2015

Page: 2
Printed: 8/15/2015 3:06:13 PM

Women / JR
Session: 3W

Rank	Num	Name/Gym						AA
8	165	Morgan Hurd First State	Prelims	Final: 13.600	14.000	12.750	13.850	54.200
				D/E: 4.9 / 8.700	5.8 / 8.200	5.7 / 7.050	5.3 / 8.550	
			ND:					
			Finals	Final: 13.450	14.500	13.750	13.900	55.600
				D/E: 4.9 / 8.550	5.9 / 8.600	5.5 / 8.250	5.2 / 8.700	
				ND:				
							<u>Combined Total:</u>	<u>109.800</u>
9	173	Grace Quinn Texas Dreams	Prelims	Final: 14.650	13.100	13.050	13.750	54.550
				D/E: 5.8 / 8.850	5.2 / 7.900	5.7 / 7.350	5.7 / 8.150	
				ND:			-0.1	
			Finals	Final: 14.550	13.400	13.100	14.100	55.150
				D/E: 5.8 / 8.750	5.3 / 8.100	5.7 / 7.400	5.7 / 8.400	
				ND:				
							<u>Combined Total:</u>	<u>109.700</u>
10T	171	Abby Paulson Twin City Twisters	Prelims	Final: 13.400	14.000	13.350	13.650	54.400
				D/E: 4.9 / 8.500	5.6 / 8.400	5.8 / 7.550	5.5 / 8.150	
				ND:				
			Finals	Final: 13.450	14.000	13.250	14.000	54.700
				D/E: 4.9 / 8.550	5.6 / 8.400	6.1 / 7.150	5.5 / 8.500	
				ND:				
							<u>Combined Total:</u>	<u>109.100</u>
10T	167	Shilese Jones Buckeye Gymnastics	Prelims	Final: 14.450	13.300	13.350	13.750	54.850
				D/E: 5.8 / 8.650	5.2 / 8.100	5.8 / 7.550	5.6 / 8.150	
				ND:				
			Finals	Final: 14.450	13.150	13.250	13.400	54.250
				D/E: 5.8 / 8.650	5.2 / 7.950	5.6 / 7.650	5.6 / 7.800	
				ND:				
							<u>Combined Total:</u>	<u>109.100</u>
12	163	Emily Gaskins Palm Beach	Prelims	Final: 14.650	12.700	12.800	13.550	53.700
				D/E: 5.8 / 8.850	5.0 / 7.700	5.3 / 7.500	5.7 / 7.850	
				ND:				
			Finals	Final: 15.000	12.800	13.650	13.800	55.250
				D/E: 5.8 / 9.200	5.0 / 7.800	5.4 / 8.250	5.7 / 8.200	
				ND:			-0.1	
							<u>Combined Total:</u>	<u>108.950</u>
13	176	Deanne Soza Arete	Prelims	Final: 14.800	12.350	13.650	13.500	54.300
				D/E: 5.8 / 9.000	4.4 / 7.950	5.7 / 7.950	5.4 / 8.100	
				ND:				
			Finals	Final: 14.800	12.650	12.750	13.400	53.600
				D/E: 5.8 / 9.000	5.4 / 7.250	5.5 / 7.250	5.4 / 8.000	
				ND:				
							<u>Combined Total:</u>	<u>107.900</u>
14	151	Shania Adams Buckeye Gymnastics	Prelims	Final: 13.400	13.900	13.900	13.350	54.550
				D/E: 4.9 / 8.500	5.4 / 8.500	5.5 / 8.400	5.3 / 8.050	
				ND:				
			Finals	Final: 13.750	14.050	11.850	13.350	53.000
				D/E: 4.9 / 8.850	5.4 / 8.650	5.2 / 6.650	5.4 / 7.950	
				ND:				
							<u>Combined Total:</u>	<u>107.550</u>





2015 P&G Championships - Women Day 2

Meet Results - Multi

Aug 15, 2015

Page: 3
Printed: 8/15/2015 3:06:13 PM

Women / JR
Session: 3W

Rank	Num	Name/Gym						AA
15	174	Alyona Shchennikova TIGAR	Prelims	Final: 13.200	14.550	13.300	12.650	53.700
				D/E: 4.9 / 8.400	6.5 / 8.050	5.8 / 7.500	5.4 / 7.250	
			ND: -0.1					
			Finals	Final: 13.500	14.350	12.200	13.600	53.650
				D/E: 4.9 / 8.600	6.5 / 7.850	5.6 / 6.600	5.5 / 8.100	
			ND:					
							Combined Total:	107.350
16	178	Trinity Thomas Prestige	Prelims	Final: 13.800	12.850	13.750	13.600	54.000
				D/E: 4.9 / 8.900	5.0 / 7.850	5.2 / 8.550	5.6 / 8.300	
			ND: -0.3					
			Finals	Final: 13.950	12.300	13.700	13.350	53.300
				D/E: 4.9 / 9.050	5.0 / 7.300	5.2 / 8.500	5.5 / 8.150	
			ND: -0.3					
							Combined Total:	107.300
17	170	Maile O'Keefe Salcianu's	Prelims	Final: 13.500	13.050	13.750	13.600	53.900
				D/E: 4.9 / 8.600	5.0 / 8.050	5.7 / 8.050	5.5 / 8.100	
			ND:					
			Finals	Final: 13.550	13.250	12.850	13.700	53.350
				D/E: 4.9 / 8.650	5.0 / 8.250	5.9 / 6.950	5.5 / 8.200	
			ND:					
							Combined Total:	107.250
18	180	Abigail Walker Texas Dreams	Prelims	Final: 13.500	13.350	13.500	13.250	53.600
				D/E: 4.9 / 8.600	5.2 / 8.150	5.3 / 8.200	5.3 / 8.250	
			ND: -0.3					
			Finals	Final: 13.500	13.550	12.500	13.700	53.250
				D/E: 4.9 / 8.600	5.2 / 8.350	5.0 / 7.500	5.5 / 8.200	
			ND:					
							Combined Total:	106.850
19	161	Margzetta Frazier Atlantic Coast	Prelims	Final: 14.400	13.000	11.850	13.500	52.750
				D/E: 5.8 / 8.600	5.8 / 7.200	5.3 / 6.550	5.5 / 8.000	
			ND:					
			Finals	Final: 14.400	12.750	13.100	13.300	53.550
				D/E: 5.8 / 8.600	5.8 / 6.950	5.2 / 7.900	5.5 / 7.800	
			ND:					
							Combined Total:	106.300
20	168	Emma Malabuyo Texas Dreams	Prelims	Final: 13.400	10.100	13.150	13.600	50.250
				D/E: 4.9 / 8.500	4.5 / 5.600	5.5 / 7.650	5.4 / 8.200	
			ND:					
			Finals	Final: 13.650	13.450	14.100	13.850	55.050
				D/E: 4.9 / 8.750	5.1 / 8.350	5.6 / 8.500	5.4 / 8.450	
			ND:					
							Combined Total:	105.300
21T	152	Elena Arenas Georgia Elite	Prelims	Final: 13.800	13.750	12.850	12.700	53.100
				D/E: 4.9 / 8.900	5.3 / 8.450	5.5 / 7.350	5.2 / 7.500	
			ND:					
			Finals	Final: 13.900	11.000	13.250	13.350	51.500
				D/E: 4.9 / 9.000	4.5 / 6.500	5.6 / 7.650	5.3 / 8.150	
			ND: -0.1					
							Combined Total:	104.600





2015 P&G Championships - Women Day 2

Meet Results - Multi

Aug 15, 2015

Page: 4
Printed: 8/15/2015 3:06:13 PM

Women / JR
Session: 3W

Rank	Num	Name/Gym						AA
21T	162	Megan Freed Parkettes	Prelims	Final: 12.750	12.200	13.600	12.000	50.550
				D/E: 5.8 / 7.250	5.7 / 6.500	5.6 / 8.000	5.6 / 6.500	
				ND: -0.3			-0.1	
			Finals	Final: 14.100	13.650	13.500	12.800	54.050
				D/E: 5.8 / 8.400	5.7 / 7.950	5.5 / 8.000	5.6 / 7.200	
				ND: -0.1				
<u>Combined Total:</u>								<u>104.600</u>
23	177	Tori Tatum Twin City Twisters	Prelims	Final: 13.700	13.450	12.700	13.150	53.000
				D/E: 4.9 / 8.800	5.0 / 8.450	4.8 / 7.900	4.9 / 8.250	
				ND:				
			Finals	Final: 13.900	13.350	10.950	13.350	51.550
				D/E: 4.9 / 9.000	5.1 / 8.250	3.9 / 7.050	5.0 / 8.350	
				ND:				
<u>Combined Total:</u>								<u>104.550</u>
24	153	Rachel Baumann WOGA	Prelims	Final: 13.350	12.150	12.450	13.500	51.450
				D/E: 4.9 / 8.450	5.0 / 7.150	5.6 / 6.850	5.3 / 8.200	
				ND:				
			Finals	Final: 13.600	11.650	13.450	13.450	52.150
				D/E: 4.9 / 8.700	4.9 / 6.750	5.6 / 7.850	5.3 / 8.150	
				ND:				
<u>Combined Total:</u>								<u>103.600</u>
25	157	Olivia Dunne ENA Paramus	Prelims	Final: 13.150	12.600	12.750	13.200	51.700
				D/E: 4.9 / 8.350	4.8 / 7.800	5.7 / 7.050	5.3 / 8.000	
				ND: -0.1			-0.1	
			Finals	Final: 13.250	12.200	12.850	13.400	51.700
				D/E: 4.9 / 8.350	4.7 / 7.500	5.5 / 7.350	5.3 / 8.100	
				ND:				
<u>Combined Total:</u>								<u>103.400</u>
26	154	Aria Bruschi Cincinnati	Prelims	Final: 13.800	11.950	11.900	12.950	50.600
				D/E: 4.9 / 8.900	5.4 / 6.550	5.1 / 6.800	5.1 / 7.850	
				ND:				
			Finals	Final: 13.750	13.500	11.050	12.850	51.150
				D/E: 4.9 / 8.850	5.4 / 8.100	5.2 / 5.850	5.0 / 8.050	
				ND: -0.2				
<u>Combined Total:</u>								<u>101.750</u>
27	179	Olivia Trautman Twin City Twisters	Prelims	Final: 14.400	0.000	12.650	13.250	40.300
				D/E: 5.8 / 8.600	0.0 / 0.000	5.4 / 7.250	5.5 / 7.750	
				ND:				
			Finals	Final: 14.450	0.000	13.600	13.100	41.150
				D/E: 5.8 / 8.750	0.0 / 0.000	5.4 / 8.200	5.2 / 7.900	
				ND: -0.1				
<u>Combined Total:</u>								<u>81.450</u>

2015 P&G Championships - Women Day 2

National Team

Aug 15, 2015

#1 = 2015 P&G Championships - Women Day 2: 100%

#2 = 2015 P&G Championships - Women Day 1: 100%



Place	Num	Name	Gym		#2	#1	Score
1	155	Jordan Chiles	Naydenov	Fin:	14.950	15.500	30.450
				D:	5.800/0.000	5.900/0.000	
				E:	9.150/0.000	9.600/0.000	
				ND:	/	/	
2	160	Jazmyn Foberg	MG Elite	Fin:	15.000	15.200	30.200
				D:	5.800/0.000	5.800/0.000	
				E:	9.200/0.000	9.400/0.000	
				ND:	/	/	
3T	164	Lauren Hernandez	MG Elite	Fin:	14.550	15.100	29.650
				D:	5.800/0.000	5.800/0.000	
				E:	8.850/0.000	9.300/0.000	
				ND:	-0.100/	/	
3T	163	Emily Gaskins	Palm Beach	Fin:	14.650	15.000	29.650
				D:	5.800/0.000	5.800/0.000	
				E:	8.850/0.000	9.200/0.000	
				ND:	/	/	
5T	176	Deanne Soza	Arete	Fin:	14.800	14.800	29.600
				D:	5.800/0.000	5.800/0.000	
				E:	9.000/0.000	9.000/0.000	
				ND:	/	/	
5T	175	Ragan Smith	Texas Dreams	Fin:	14.700	14.900	29.600
				D:	5.800/0.000	5.800/0.000	
				E:	8.900/0.000	9.100/0.000	
				ND:	/	/	
7	173	Grace Quinn	Texas Dreams	Fin:	14.650	14.550	29.200
				D:	5.800/0.000	5.800/0.000	
				E:	8.850/0.000	8.750/0.000	
				ND:	/	/	
8	166	Sydney Johnson-Scharpf	Brandy Johnson's	Fin:	14.700	14.400	29.100
				D:	5.800/0.000	5.800/0.000	
				E:	8.900/0.000	8.700/0.000	
				ND:	/	-0.100/	
9	167	Shilese Jones	Buckeye Gymnastics	Fin:	14.450	14.450	28.900
				D:	5.800/0.000	5.800/0.000	
				E:	8.650/0.000	8.650/0.000	
				ND:	/	/	
10	179	Olivia Trautman	Twin City Twisters	Fin:	14.400	14.450	28.850
				D:	5.800/0.000	5.800/0.000	
				E:	8.600/0.000	8.750/0.000	
				ND:	/	-0.100/	
11	161	Margzetta Frazier	Atlantic Coast	Fin:	14.400	14.400	28.800
				D:	5.800/0.000	5.800/0.000	
				E:	8.600/0.000	8.600/0.000	
				ND:	/	/	
12	156	Christina Desiderio	Parkettes	Fin:	14.200	14.500	28.700
				D:	5.800/0.000	5.800/0.000	
				E:	8.400/0.000	8.700/0.000	
				ND:	/	/	

2015 P&G Championships - Women Day 2

Page: 2
Printed: 8/15/2015 3:06:15 PM

National Team

Women / JR
Session: 3W

Aug 15, 2015

#1 = 2015 P&G Championships - Women Day 2: 100%

#2 = 2015 P&G Championships - Women Day 1: 100%



Place	Num	Name	Gym		#2	#1	Score
13	178	Trinity Thomas	Prestige	Fin:	13.800	13.950	27.750
				D:	4.900/0.000	4.900/0.000	
				E:	8.900/0.000	9.050/0.000	
				ND:	/	/	
14	152	Elena Arenas	Georgia Elite	Fin:	13.800	13.900	27.700
				D:	4.900/0.000	4.900/0.000	
				E:	8.900/0.000	9.000/0.000	
				ND:	/	/	
15	177	Tori Tatum	Twin City Twisters	Fin:	13.700	13.900	27.600
				D:	4.900/0.000	4.900/0.000	
				E:	8.800/0.000	9.000/0.000	
				ND:	/	/	
16	154	Aria Brusch	Cincinnati	Fin:	13.800	13.750	27.550
				D:	4.900/0.000	4.900/0.000	
				E:	8.900/0.000	8.850/0.000	
				ND:	/	/	
17	172	Gabby Perea	Legacy Elite	Fin:	13.650	13.600	27.250
				D:	4.900/0.000	4.900/0.000	
				E:	8.750/0.000	8.700/0.000	
				ND:	/	/	
18	151	Shania Adams	Buckeye Gymnastics	Fin:	13.400	13.750	27.150
				D:	4.900/0.000	4.900/0.000	
				E:	8.500/0.000	8.850/0.000	
				ND:	/	/	
19T	165	Morgan Hurd	First State	Fin:	13.600	13.450	27.050
				D:	4.900/0.000	4.900/0.000	
				E:	8.700/0.000	8.550/0.000	
				ND:	/	/	
19T	170	Maile O'Keefe	Salcianu's	Fin:	13.500	13.550	27.050
				D:	4.900/0.000	4.900/0.000	
				E:	8.600/0.000	8.650/0.000	
				ND:	/	/	
19T	168	Emma Malabuyo	Texas Dreams	Fin:	13.400	13.650	27.050
				D:	4.900/0.000	4.900/0.000	
				E:	8.500/0.000	8.750/0.000	
				ND:	/	/	
22	180	Abigail Walker	Texas Dreams	Fin:	13.500	13.500	27.000
				D:	4.900/0.000	4.900/0.000	
				E:	8.600/0.000	8.600/0.000	
				ND:	/	/	
23	153	Rachel Baumann	WOGA	Fin:	13.350	13.600	26.950
				D:	4.900/0.000	4.900/0.000	
				E:	8.450/0.000	8.700/0.000	
				ND:	/	/	
24T	162	Megan Freed	Parkettes	Fin:	12.750	14.100	26.850
				D:	5.800/0.000	5.800/0.000	
				E:	7.250/0.000	8.400/0.000	
				ND:	-0.300/	-0.100/	

2015 P&G Championships - Women Day 2

National Team

Aug 15, 2015

#1 = 2015 P&G Championships - Women Day 2: 100%

#2 = 2015 P&G Championships - Women Day 1: 100%



Place	Num	Name	Gym		#2	#1	Score
24T	171	Abby Paulson	Twin City Twisters	Fin:	13.400	13.450	26.850
				D:	4.900/0.000	4.900/0.000	
				E:	8.500/0.000	8.550/0.000	
				ND:	/	/	
26	174	Alyona Shchennikova	TIGAR	Fin:	13.200	13.500	26.700
				D:	4.900/0.000	4.900/0.000	
				E:	8.400/0.000	8.600/0.000	
				ND:	-0.100/	/	
27	157	Olivia Dunne	ENA Paramus	Fin:	13.150	13.250	26.400
				D:	4.900/0.000	4.900/0.000	
				E:	8.350/0.000	8.350/0.000	
				ND:	-0.100/	/	

2015 P&G Championships - Women Day 2

National Team

Aug 15, 2015

Page: 1
Printed: 8/15/2015 3:06:33 PM

Women / JR
Session: 3W

#1 = 2015 P&G Championships - Women Day 2: 100%

#2 = 2015 P&G Championships - Women Day 1: 100%



Place	Num	Name	Gym		#2	#1	Score
1	164	Lauren Hernandez	MG Elite	Fin:	14.900	15.200	30.100
				D:	5.900	6.100	
				E:	9.000	9.100	
				ND:			
2	160	Jazmyn Foberg	MG Elite	Fin:	14.800	14.650	29.450
				D:	6.200	6.200	
				E:	8.600	8.450	
				ND:			
3	174	Alyona Shchennikova	TIGAR	Fin:	14.550	14.350	28.900
				D:	6.500	6.500	
				E:	8.050	7.850	
				ND:			
4T	155	Jordan Chiles	Naydenov	Fin:	14.550	13.950	28.500
				D:	5.800	5.500	
				E:	8.750	8.450	
				ND:			
4T	165	Morgan Hurd	First State	Fin:	14.000	14.500	28.500
				D:	5.800	5.900	
				E:	8.200	8.600	
				ND:			
6	171	Abby Paulson	Twin City Twisters	Fin:	14.000	14.000	28.000
				D:	5.600	5.600	
				E:	8.400	8.400	
				ND:			
7T	151	Shania Adams	Buckeye Gymnastics	Fin:	13.900	14.050	27.950
				D:	5.400	5.400	
				E:	8.500	8.650	
				ND:			
7T	175	Ragan Smith	Texas Dreams	Fin:	13.650	14.300	27.950
				D:	5.600	5.600	
				E:	8.050	8.700	
				ND:			
9	180	Abigail Walker	Texas Dreams	Fin:	13.350	13.550	26.900
				D:	5.200	5.200	
				E:	8.150	8.350	
				ND:			
10	177	Tori Tatum	Twin City Twisters	Fin:	13.450	13.350	26.800
				D:	5.000	5.100	
				E:	8.450	8.250	
				ND:			
11	166	Sydney Johnson-Scharpf	Brandy Johnson's	Fin:	13.200	13.450	26.650
				D:	5.400	5.400	
				E:	7.800	8.050	
				ND:			
12T	156	Christina Desiderio	Parkettes	Fin:	13.000	13.500	26.500
				D:	5.100	5.200	
				E:	7.900	8.300	
				ND:			

2015 P&G Championships - Women Day 2

National Team

Aug 15, 2015

#1 = 2015 P&G Championships - Women Day 2: 100%

#2 = 2015 P&G Championships - Women Day 1: 100%



Place	Num	Name	Gym		#2	#1	Score
12T	173	Grace Quinn	Texas Dreams	Fin:	13.100	13.400	26.500
				D:	5.200	5.300	
				E:	7.900	8.100	
				ND:			
14	167	Shilese Jones	Buckeye Gymnastics	Fin:	13.300	13.150	26.450
				D:	5.200	5.200	
				E:	8.100	7.950	
				ND:			
15	172	Gabby Perea	Legacy Elite	Fin:	14.300	12.100	26.400
				D:	6.000	4.700	
				E:	8.300	7.400	
				ND:			
16	170	Maile O'Keefe	Salcianu's	Fin:	13.050	13.250	26.300
				D:	5.000	5.000	
				E:	8.050	8.250	
				ND:			
17	162	Megan Freed	Parkettes	Fin:	12.200	13.650	25.850
				D:	5.700	5.700	
				E:	6.500	7.950	
				ND:			
18	161	Margzetta Frazier	Atlantic Coast	Fin:	13.000	12.750	25.750
				D:	5.800	5.800	
				E:	7.200	6.950	
				ND:			
19	163	Emily Gaskins	Palm Beach	Fin:	12.700	12.800	25.500
				D:	5.000	5.000	
				E:	7.700	7.800	
				ND:			
20	154	Aria Brusch	Cincinnati	Fin:	11.950	13.500	25.450
				D:	5.400	5.400	
				E:	6.550	8.100	
				ND:			
21	178	Trinity Thomas	Prestige	Fin:	12.850	12.300	25.150
				D:	5.000	5.000	
				E:	7.850	7.300	
				ND:			
22	176	Deanne Soza	Arete	Fin:	12.350	12.650	25.000
				D:	4.400	5.400	
				E:	7.950	7.250	
				ND:			
23	157	Olivia Dunne	ENA Paramus	Fin:	12.600	12.200	24.800
				D:	4.800	4.700	
				E:	7.800	7.500	
				ND:			
24	152	Elena Arenas	Georgia Elite	Fin:	13.750	11.000	24.750
				D:	5.300	4.500	
				E:	8.450	6.500	
				ND:			

2015 P&G Championships - Women Day 2

National Team

Aug 15, 2015

Page: 3
Printed: 8/15/2015 3:06:33 PM

Women / JR
Session: 3W

#1 = 2015 P&G Championships - Women Day 2: 100%

#2 = 2015 P&G Championships - Women Day 1: 100%



Place	Num	Name	Gym		#2	#1	Score
25	153	Rachel Baumann	WOGA	Fin:	12.150	11.650	23.800
				D:	5.000	4.900	
				E:	7.150	6.750	
				ND:			
26	168	Emma Malabuyo	Texas Dreams	Fin:	10.100	13.450	23.550
				D:	4.500	5.100	
				E:	5.600	8.350	
				ND:			
27	179	Olivia Trautman	Twin City Twisters	Fin:	0.000	0.000	0.000
				D:	0.000	0.000	
				E:	0.000	0.000	
				ND:			

2015 P&G Championships - Women Day 2

National Team

Aug 15, 2015

Page: 1
Printed: 8/15/2015 3:06:39 PM

Women / JR
Session: 3W

#1 = 2015 P&G Championships - Women Day 2: 100%

#2 = 2015 P&G Championships - Women Day 1: 100%



Place	Num	Name	Gym		#2	#1	Score
1	175	Ragan Smith	Texas Dreams	Fin:	14.500	15.200	29.700
				D:	6.000	6.400	
				E:	8.500	8.800	
				ND:			
2	160	Jazmyn Foberg	MG Elite	Fin:	14.350	14.700	29.050
				D:	5.600	5.700	
				E:	8.750	9.000	
				ND:			
3	164	Lauren Hernandez	MG Elite	Fin:	14.150	14.700	28.850
				D:	5.700	5.700	
				E:	8.450	9.000	
				ND:			
4	172	Gabby Perea	Legacy Elite	Fin:	14.300	14.450	28.750
				D:	6.100	6.100	
				E:	8.200	8.350	
				ND:			
5	178	Trinity Thomas	Prestige	Fin:	13.750	13.700	27.450
				D:	5.200	5.200	
				E:	8.550	8.500	
				ND:			
6	156	Christina Desiderio	Parkettes	Fin:	13.150	14.250	27.400
				D:	5.800	5.800	
				E:	7.350	8.450	
				ND:			
7	168	Emma Malabuyo	Texas Dreams	Fin:	13.150	14.100	27.250
				D:	5.500	5.600	
				E:	7.650	8.500	
				ND:			
8	162	Megan Freed	Parkettes	Fin:	13.600	13.500	27.100
				D:	5.600	5.500	
				E:	8.000	8.000	
				ND:			
9	166	Sydney Johnson-Scharpf	Brandy Johnson's	Fin:	13.350	13.300	26.650
				D:	5.900	5.800	
				E:	7.450	7.500	
				ND:			
10T	167	Shilese Jones	Buckeye Gymnastics	Fin:	13.350	13.250	26.600
				D:	5.800	5.600	
				E:	7.550	7.650	
				ND:			
10T	170	Maile O'Keefe	Salcianu's	Fin:	13.750	12.850	26.600
				D:	5.700	5.900	
				E:	8.050	6.950	
				ND:			
10T	171	Abby Paulson	Twin City Twisters	Fin:	13.350	13.250	26.600
				D:	5.800	6.100	
				E:	7.550	7.150	
				ND:			

2015 P&G Championships - Women Day 2

National Team

Aug 15, 2015

#1 = 2015 P&G Championships - Women Day 2: 100%

#2 = 2015 P&G Championships - Women Day 1: 100%



Place	Num	Name	Gym		#2	#1	Score
13	165	Morgan Hurd	First State	Fin:	12.750	13.750	26.500
				D:	5.700	5.500	
				E:	7.050	8.250	
				ND:			
14	163	Emily Gaskins	Palm Beach	Fin:	12.800	13.650	26.450
				D:	5.300	5.400	
				E:	7.500	8.250	
				ND:			
15T	155	Jordan Chiles	Naydenov	Fin:	13.550	12.850	26.400
				D:	5.900	5.700	
				E:	7.650	7.150	
				ND:			
15T	176	Deanne Soza	Arete	Fin:	13.650	12.750	26.400
				D:	5.700	5.500	
				E:	7.950	7.250	
				ND:			
17	179	Olivia Trautman	Twin City Twisters	Fin:	12.650	13.600	26.250
				D:	5.400	5.400	
				E:	7.250	8.200	
				ND:			
18	173	Grace Quinn	Texas Dreams	Fin:	13.050	13.100	26.150
				D:	5.700	5.700	
				E:	7.350	7.400	
				ND:			
19	152	Elena Arenas	Georgia Elite	Fin:	12.850	13.250	26.100
				D:	5.500	5.600	
				E:	7.350	7.650	
				ND:			
20	180	Abigail Walker	Texas Dreams	Fin:	13.500	12.500	26.000
				D:	5.300	5.000	
				E:	8.200	7.500	
				ND:			
21	153	Rachel Baumann	WOGA	Fin:	12.450	13.450	25.900
				D:	5.600	5.600	
				E:	6.850	7.850	
				ND:			
22	151	Shania Adams	Buckeye Gymnastics	Fin:	13.900	11.850	25.750
				D:	5.500	5.200	
				E:	8.400	6.650	
				ND:			
23	157	Olivia Dunne	ENA Paramus	Fin:	12.750	12.850	25.600
				D:	5.700	5.500	
				E:	7.050	7.350	
				ND:			
24	174	Alyona Shchennikova	TIGAR	Fin:	13.300	12.200	25.500
				D:	5.800	5.600	
				E:	7.500	6.600	
				ND:			

2015 P&G Championships - Women Day 2

National Team

Aug 15, 2015

Page: 3
Printed: 8/15/2015 3:06:39 PM

Women / JR
Session: 3W

#1 = 2015 P&G Championships - Women Day 2: 100%

#2 = 2015 P&G Championships - Women Day 1: 100%



Place	Num	Name	Gym		#2	#1	Score
25	161	Margzetta Frazier	Atlantic Coast	Fin:	11.850	13.100	24.950
				D:	5.300	5.200	
				E:	6.550	7.900	
				ND:			
26	177	Tori Tatum	Twin City Twisters	Fin:	12.700	10.950	23.650
				D:	4.800	3.900	
				E:	7.900	7.050	
				ND:			
27	154	Aria Brusch	Cincinnati	Fin:	11.900	11.050	22.950
				D:	5.100	5.200	
				E:	6.800	5.850	
				ND:			

2015 P&G Championships - Women Day 2

National Team

Aug 15, 2015

#1 = 2015 P&G Championships - Women Day 2: 100%

#2 = 2015 P&G Championships - Women Day 1: 100%



Place	Num	Name	Gym		#2	#1	Score
1	175	Ragan Smith	Texas Dreams	Fin:	14.550	14.650	29.200
				D:	6.000	6.100	
				E:	8.550	8.550	
				ND:			
2	164	Lauren Hernandez	MG Elite	Fin:	14.350	14.550	28.900
				D:	5.700	5.900	
				E:	8.650	8.650	
				ND:			
3	156	Christina Desiderio	Parkettes	Fin:	14.300	14.550	28.850
				D:	6.000	6.000	
				E:	8.300	8.550	
				ND:			
4	160	Jazmyn Foberg	MG Elite	Fin:	14.200	14.500	28.700
				D:	6.100	6.400	
				E:	8.100	8.300	
				ND:		-0.200	
5	166	Sydney Johnson-Scharpf	Brandy Johnson's	Fin:	14.350	14.150	28.500
				D:	5.700	5.700	
				E:	8.650	8.450	
				ND:			
6	173	Grace Quinn	Texas Dreams	Fin:	13.750	14.100	27.850
				D:	5.700	5.700	
				E:	8.150	8.400	
				ND:	-0.100		
7	165	Morgan Hurd	First State	Fin:	13.850	13.900	27.750
				D:	5.300	5.200	
				E:	8.550	8.700	
				ND:			
8	171	Abby Paulson	Twin City Twisters	Fin:	13.650	14.000	27.650
				D:	5.500	5.500	
				E:	8.150	8.500	
				ND:			
9T	168	Emma Malabuyo	Texas Dreams	Fin:	13.600	13.850	27.450
				D:	5.400	5.400	
				E:	8.200	8.450	
				ND:			
9T	172	Gabby Perea	Legacy Elite	Fin:	13.700	13.750	27.450
				D:	5.500	5.500	
				E:	8.200	8.250	
				ND:			
11T	163	Emily Gaskins	Palm Beach	Fin:	13.550	13.800	27.350
				D:	5.700	5.700	
				E:	7.850	8.200	
				ND:		-0.100	
11T	155	Jordan Chiles	Naydenov	Fin:	13.650	13.700	27.350
				D:	5.600	5.500	
				E:	8.350	8.200	
				ND:	-0.300		

2015 P&G Championships - Women Day 2

Page: 2
Printed: 8/15/2015 3:06:46 PM

National Team

Women / JR
Session: 3W

Aug 15, 2015

#1 = 2015 P&G Championships - Women Day 2: 100%

#2 = 2015 P&G Championships - Women Day 1: 100%



Place	Num	Name	Gym		#2	#1	Score
13	170	Maile O'Keefe	Salcianu's	Fin:	13.600	13.700	27.300
				D:	5.500	5.500	
				E:	8.100	8.200	
				ND:			
14	167	Shilese Jones	Buckeye Gymnastics	Fin:	13.750	13.400	27.150
				D:	5.600	5.600	
				E:	8.150	7.800	
				ND:			
15T	178	Trinity Thomas	Prestige	Fin:	13.600	13.350	26.950
				D:	5.600	5.500	
				E:	8.300	8.150	
				ND:	-0.300	-0.300	
15T	153	Rachel Baumann	WOGA	Fin:	13.500	13.450	26.950
				D:	5.300	5.300	
				E:	8.200	8.150	
				ND:			
15T	180	Abigail Walker	Texas Dreams	Fin:	13.250	13.700	26.950
				D:	5.300	5.500	
				E:	8.250	8.200	
				ND:	-0.300		
18	176	Deanne Soza	Arete	Fin:	13.500	13.400	26.900
				D:	5.400	5.400	
				E:	8.100	8.000	
				ND:			
19	161	Margzetta Frazier	Atlantic Coast	Fin:	13.500	13.300	26.800
				D:	5.500	5.500	
				E:	8.000	7.800	
				ND:			
20	151	Shania Adams	Buckeye Gymnastics	Fin:	13.350	13.350	26.700
				D:	5.300	5.400	
				E:	8.050	7.950	
				ND:			
21	157	Olivia Dunne	ENA Paramus	Fin:	13.200	13.400	26.600
				D:	5.300	5.300	
				E:	8.000	8.100	
				ND:	-0.100		
22	177	Tori Tatum	Twin City Twisters	Fin:	13.150	13.350	26.500
				D:	4.900	5.000	
				E:	8.250	8.350	
				ND:			
23	179	Olivia Trautman	Twin City Twisters	Fin:	13.250	13.100	26.350
				D:	5.500	5.200	
				E:	7.750	7.900	
				ND:			
24	174	Alyona Shchennikova	TIGAR	Fin:	12.650	13.600	26.250
				D:	5.400	5.500	
				E:	7.250	8.100	
				ND:			

2015 P&G Championships - Women Day 2

National Team

Aug 15, 2015

Page: 3
Printed: 8/15/2015 3:06:46 PM

Women / JR
Session: 3W

#1 = 2015 P&G Championships - Women Day 2: 100%

#2 = 2015 P&G Championships - Women Day 1: 100%



Place	Num	Name	Gym		#2	#1	Score
25	152	Elena Arenas	Georgia Elite	Fin:	12.700	13.350	26.050
				D:	5.200	5.300	
				E:	7.500	8.150	
				ND:		-0.100	
26	154	Aria Bruschi	Cincinnati	Fin:	12.950	12.850	25.800
				D:	5.100	5.000	
				E:	7.850	8.050	
				ND:		-0.200	
27	162	Megan Freed	Parkettes	Fin:	12.000	12.800	24.800
				D:	5.600	5.600	
				E:	6.500	7.200	
				ND:	-0.100		

2015 P&G Championships - Women Day 1





Meet Results

Aug 13, 2015

Page: 1
Printed: 8/13/2015 9:31:05 PM

Women / SR
Session: 2W

Judge's Signatures

Rank	Num	Name	Gym						AA
1	102	Simone Biles	World Champions	Diff: 6.400	6.200	6.600	6.800		
				Exec: 9.850	8.950	8.200	8.100		
				ND:		
				Final: 16.250	15.150	14.800	14.900		61.100
				Place: 1	6T	2	2		1
2	113	Maggie Nichols	Twin City Twisters	Diff: 6.300	6.100	6.200	6.000		
				Exec: 9.500	8.850	8.300	8.550		
				ND: .	.	-0.100	.		
				Final: 15.800	14.950	14.400	14.550		59.700
				Place:	8	5T	3		2
3	105	Gabrielle Douglas	Buckeye Gymnastics	Diff: 5.800	6.400	6.300	5.600		
				Exec: 9.300	8.900	8.150	8.250		
				ND:		
				Final: 15.100	15.300	14.450	13.850		58.700
				Place:	4	4	9T		3
4	114	Alexandra Raisman	Brestyan's	Diff: 6.300	5.800	6.100	6.700		
				Exec: 9.000	8.350	7.650	8.850		
				ND: -0.100	.	.	.		
				Final: 15.200	14.150	13.750	15.550		58.650
				Place:	13	11	1		4
5	109	Bailie Key	Texas Dreams	Diff: 5.800	6.200	6.000	6.300		
				Exec: 9.450	9.000	7.800	8.150		
				ND: .	.	-0.100	.		
				Final: 15.250	15.200	13.700	14.450		58.600
				Place:	5	12	4		5
6	101	Alyssa Baumann	WOGA	Diff: 5.800	5.900	6.300	5.900		
				Exec: 8.600	8.600	8.850	8.000		
				ND: -0.100	.	.	.		
				Final: 14.300	14.500	15.150	13.900		57.850
				Place:	11	1	8		6
7	106	Brenna Dowell	GAGE	Diff: 5.800	6.700	5.500	5.800		
				Exec: 9.000	8.450	7.800	8.500		
				ND:		
				Final: 14.800	15.150	13.300	14.300		57.550
				Place:	6T	16	6		7
8	119	MyKayla Skinner	Desert Lights	Diff: 6.400	5.900	5.800	6.200		
				Exec: 8.750	7.750	8.550	8.150		
				ND:		
				Final: 15.150	13.650	14.350	14.350		57.500
				Place:	2	17	5		8
9	108	Amelia Hundley	Cincinnati	Diff: 5.800	6.200	5.300	5.600		
				Exec: 9.050	8.550	8.350	8.600		
				ND:		
				Final: 14.850	14.750	13.650	14.200		57.450
				Place:	9T	13	7		9
10	103	Nia Dennis	Legacy Elite	Diff: 5.800	6.000	5.900	5.700		
				Exec: 9.500	7.550	8.750	8.150		
				ND:		
				Final: 15.300	13.550	14.650	13.850		57.350
				Place:	18	3	9T		10





2015 P&G Championships - Women Day 1

Meet Results

Aug 13, 2015

Page: 2
Printed: 8/13/2015 9:31:05 PM

Women / SR
Session: 2W

Rank	Num	Name	Gym						AA
11	110	Madison Kocian	WOGA	Diff: 5.800	5.800	6.500	5.700	5.600	
				Exec: 8.850	8.850	9.000	7.400	8.200	
				ND:	
				Final: 14.650	15.500	13.100	13.800	13.800	57.050
				Place:	1	17	11	11	11
12T	115	Kyla Ross	Gym-Max	Diff: 5.800	5.800	6.000	5.900	5.400	
				Exec: 9.250	9.250	8.050	8.350	8.150	
				ND:	
				Final: 15.050	14.050	14.250	13.550	13.550	56.900
				Place:	14	9	14	14	12T
12T	118	Megan Skaggs	Gym Acad of Atlanta	Diff: 5.800	5.800	5.800	5.800	5.600	
				Exec: 8.850	8.850	8.550	8.500	8.000	
				ND:	
				Final: 14.650	14.350	14.300	13.600	13.600	56.900
				Place:	12	8	12T	12T	12T
14	116	Emily Schild	Everest Gymnastics	Diff: 5.800	5.800	6.400	5.500	5.400	
				Exec: 9.250	9.250	8.350	7.850	8.200	
				ND:	
				Final: 15.050	14.750	13.350	13.600	13.600	56.750
				Place:	9T	15	12T	12T	14
15	112	Lauren Navarro	Gliders-Charter Oak	Diff: 5.800	5.800	5.500	5.700	5.100	
				Exec: 8.850	8.850	8.350	7.750	7.450	
				ND:	-0.100	
				Final: 14.650	13.850	13.450	12.450	12.450	54.400
				Place:	15	14	16	16	15
16	104	Madison Desch	GAGE	Diff: 0.000	0.000	6.200	5.600	5.600	
				Exec: 0.000	0.000	6.900	8.250	7.900	
				ND:	
				Final: 0.000	13.100	13.850	13.500	13.500	40.450
				Place:	19	10	15	15	16
17	107	Rachel Gowey	Chow's Gymnastics	Diff: 0.000	0.000	6.600	5.900	0.000	
				Exec: 0.000	0.000	8.750	8.500	0.000	
				ND:	
				Final: 0.000	15.350	14.400	0.000	0.000	29.750
				Place:	3	5T	17*	17*	17
18	111	Ashton Locklear	Everest Gymnastics	Diff: 0.000	0.000	6.200	5.500	0.000	
				Exec: 0.000	0.000	9.200	7.450	0.000	
				ND:	
				Final: 0.000	15.400	12.950	0.000	0.000	28.350
				Place:	2	18	17*	17*	18
19	117	Polina Shchennikova	TIGAR	Diff: 0.000	0.000	6.200	0.000	0.000	
				Exec: 0.000	0.000	7.500	0.000	0.000	
				ND:	
				Final: 0.000	13.700	0.000	0.000	0.000	13.700
				Place:	16	19	17*	17*	19

2015 P&G Championships - Women Day 1

Event Results - Vault

Aug 13, 2015

Page: 1
Printed: 8/13/2015 9:48:08 PM

Women / SR

Session: 2W



Rank	Num	Name	Gym	Diff	Exec	ND	Score	Out
1	102	Simone Biles	World Champions	6.400	9.850	-.-	15.725	0.000
				5.600	9.600	-.-		
2	119	MyKayla Skinner	Desert Lights	6.400	8.750	-.-	14.975	0.750
				5.800	9.000	-.-		

2015 P&G Championships - Women Day 2

Meet Results - Multi





Aug 15, 2015

Page: 1
Printed: 8/15/2015 9:57:02 PM

Women / SR

Session: 4W

Judge's Signatures

Rank	Num	Name/Gym						AA
1	102	Simone Biles World Champions	Prelims	Final: 16.250	15.150	14.800	14.900	61.100
				D/E: 6.4 / 9.850	6.2 / 8.950	6.6 / 8.200	6.8 / 8.100	
			ND:					
			Finals	Final: 16.300	14.950	15.900	15.850	63.000
				D/E: 6.4 / 9.900	6.1 / 8.850	6.9 / 9.000	6.8 / 9.050	
				ND:				
							<u>Combined Total:</u>	<u>124.100</u>
2	113	Maggie Nichols Twin City Twisters	Prelims	Final: 15.800	14.950	14.400	14.550	59.700
				D/E: 6.3 / 9.500	6.1 / 8.850	6.2 / 8.300	6.0 / 8.550	
				ND:			-0.1	
			Finals	Final: 15.850	14.800	14.650	14.150	59.450
				D/E: 6.3 / 9.550	6.0 / 8.800	5.9 / 8.750	6.0 / 8.450	
				ND:			-0.3	
							<u>Combined Total:</u>	<u>119.150</u>
3	114	Alexandra Raisman Brestyan's	Prelims	Final: 15.200	14.150	13.750	15.550	58.650
				D/E: 6.3 / 9.000	5.8 / 8.350	6.1 / 7.650	6.7 / 8.850	
				ND:			-0.1	
			Finals	Final: 15.350	14.100	14.950	15.500	59.900
				D/E: 6.3 / 9.150	5.8 / 8.300	6.4 / 8.550	6.6 / 8.900	
				ND:			-0.1	
							<u>Combined Total:</u>	<u>118.550</u>
4	109	Baillie Key Texas Dreams	Prelims	Final: 15.250	15.200	13.700	14.450	58.600
				D/E: 5.8 / 9.450	6.2 / 9.000	6.0 / 7.800	6.3 / 8.150	
				ND:			-0.1	
			Finals	Final: 15.200	15.300	14.550	14.700	59.750
				D/E: 5.8 / 9.400	6.2 / 9.100	6.1 / 8.450	6.2 / 8.500	
				ND:				
							<u>Combined Total:</u>	<u>118.350</u>
5	105	Gabrielle Douglas Buckeye Gymnastics	Prelims	Final: 15.100	15.300	14.450	13.850	58.700
				D/E: 5.8 / 9.300	6.4 / 8.900	6.3 / 8.150	5.6 / 8.250	
				ND:				
			Finals	Final: 15.150	15.100	14.200	14.800	59.250
				D/E: 5.8 / 9.350	6.4 / 8.700	6.2 / 8.000	6.0 / 8.800	
				ND:				
							<u>Combined Total:</u>	<u>117.950</u>
6	110	Madison Kocian WOGA	Prelims	Final: 14.650	15.500	13.100	13.800	57.050
				D/E: 5.8 / 8.850	6.5 / 9.000	5.7 / 7.400	5.6 / 8.200	
				ND:				
			Finals	Final: 14.800	15.600	14.250	14.250	58.900
				D/E: 5.8 / 9.000	6.6 / 9.000	5.6 / 8.650	5.8 / 8.450	
				ND:				
							<u>Combined Total:</u>	<u>115.950</u>
7T	101	Alyssa Baumann WOGA	Prelims	Final: 14.300	14.500	15.150	13.900	57.850
				D/E: 5.8 / 8.600	5.9 / 8.600	6.3 / 8.850	5.9 / 8.000	
				ND:			-0.1	
			Finals	Final: 15.050	14.050	15.050	13.700	57.850
				D/E: 5.8 / 9.250	5.9 / 8.150	6.3 / 8.750	5.7 / 8.000	
				ND:				
							<u>Combined Total:</u>	<u>115.700</u>





2015 P&G Championships - Women Day 2

Meet Results - Multi

Aug 15, 2015

Page: 2
Printed: 8/15/2015 9:57:02 PM

Women / SR
Session: 4W

Rank	Num	Name/Gym						AA
7T	119	MyKayla Skinner Desert Lights	Prelims	Final: 15.150	13.650	14.350	14.350	57.500
				D/E: 6.4 / 8.750	5.9 / 7.750	5.8 / 8.550	6.2 / 8.150	
			Finals	Final: 15.350	13.700	14.350	14.800	58.200
				D/E: 6.4 / 8.950	5.9 / 7.800	6.0 / 8.350	6.5 / 8.300	
				ND:				
							<u>Combined Total:</u>	<u>115.700</u>
9	103	Nia Dennis Legacy Elite	Prelims	Final: 15.300	13.550	14.650	13.850	57.350
				D/E: 5.8 / 9.500	6.0 / 7.550	5.9 / 8.750	5.7 / 8.150	
			Finals	Final: 15.300	14.450	14.400	13.700	57.850
				D/E: 5.8 / 9.500	5.9 / 8.550	5.8 / 8.600	5.3 / 8.400	
				ND:				
							<u>Combined Total:</u>	<u>115.200</u>
10	115	Kyla Ross Gym-Max	Prelims	Final: 15.050	14.050	14.250	13.550	56.900
				D/E: 5.8 / 9.250	6.0 / 8.050	5.9 / 8.350	5.4 / 8.150	
			Finals	Final: 14.550	14.050	15.250	13.800	57.650
				D/E: 5.8 / 8.750	6.0 / 8.050	6.0 / 9.250	5.3 / 8.500	
				ND:				
							<u>Combined Total:</u>	<u>114.550</u>
11	106	Brenna Dowell GAGE	Prelims	Final: 14.800	15.150	13.300	14.300	57.550
				D/E: 5.8 / 9.000	6.7 / 8.450	5.5 / 7.800	5.8 / 8.500	
			Finals	Final: 14.950	13.850	13.300	14.050	56.150
				D/E: 5.8 / 9.150	6.7 / 7.150	5.5 / 7.800	5.8 / 8.350	
				ND:			-0.1	
							<u>Combined Total:</u>	<u>113.700</u>
12	116	Emily Schild Everest Gymnastics	Prelims	Final: 15.050	14.750	13.350	13.600	56.750
				D/E: 5.8 / 9.250	6.4 / 8.350	5.5 / 7.850	5.4 / 8.200	
			Finals	Final: 15.000	14.300	13.100	13.400	55.800
				D/E: 5.8 / 9.200	6.2 / 8.100	5.6 / 7.500	5.4 / 8.100	
				ND:			-0.1	
							<u>Combined Total:</u>	<u>112.550</u>
13	118	Megan Skaggs Gym Acad of Atlanta	Prelims	Final: 14.650	14.350	14.300	13.600	56.900
				D/E: 5.8 / 8.850	5.8 / 8.550	5.8 / 8.500	5.6 / 8.000	
			Finals	Final: 14.900	13.200	13.650	13.800	55.550
				D/E: 5.8 / 9.100	5.7 / 7.500	5.8 / 7.850	5.5 / 8.300	
				ND:				
							<u>Combined Total:</u>	<u>112.450</u>
14	112	Lauren Navarro Gliders-Charter Oak	Prelims	Final: 14.650	13.850	13.450	12.450	54.400
				D/E: 5.8 / 8.850	5.5 / 8.350	5.7 / 7.750	5.1 / 7.450	
			Finals	Final: 14.650	13.950	11.900	13.000	53.500
				D/E: 5.8 / 8.850	5.6 / 8.350	5.4 / 6.500	5.4 / 7.600	
				ND:				
							<u>Combined Total:</u>	<u>107.900</u>





2015 P&G Championships - Women Day 2

Meet Results - Multi

Aug 15, 2015

Page: 3
Printed: 8/15/2015 9:57:02 PM

Women / SR
Session: 4W

Rank	Num	Name/Gym						AA
15	107	Rachel Gowey Chow's Gymnastics	Prelims	Final: 0.000	15.350	14.400	0.000	29.750
				D/E: 0.0 / 0.000	6.6 / 8.750	5.9 / 8.500	0.0 / 0.000	
			Finals	Final: 0.000	14.700	14.350	0.000	29.050
				D/E: 0.0 / 0.000	6.3 / 8.400	6.1 / 8.250	0.0 / 0.000	
				ND:				
							<u>Combined Total:</u>	<u>58.800</u>
16	111	Ashton Locklear Everest Gymnastics	Prelims	Final: 0.000	15.400	12.950	0.000	28.350
				D/E: 0.0 / 0.000	6.2 / 9.200	5.5 / 7.450	0.0 / 0.000	
			Finals	Final: 0.000	15.450	13.750	0.000	29.200
				D/E: 0.0 / 0.000	6.2 / 9.250	5.5 / 8.250	0.0 / 0.000	
				ND:				
							<u>Combined Total:</u>	<u>57.550</u>

2015 P&G Championships - Women Day 2

Event Results

Aug 15, 2015

Page: 1
Printed: 8/15/2015 9:58:01 PM

Women / SR
Session: 4W

#1 = 2015 P&G Championships - Women Day 2: 100%

#2 = 2015 P&G Championships - Women Day 1: 100%



Place	Num	Name	Gym		#2	#1	Score
1	102	Simone Biles	World Champions	Fin:	15.725	15.825	31.550
				D:	6.400/5.600	6.400/5.700	
				E:	9.850/9.600	9.900/9.650	
				ND:	/	/	
2	119	MyKayla Skinner	Desert Lights	Fin:	14.975	15.150	30.125
				D:	6.400/5.800	6.400/5.800	
				E:	8.750/9.000	8.950/9.150	
				ND:	/	/	

2015 P&G Championships - Women Day 2

Page: 1
Printed: 8/15/2015 9:58:07 PM

Event Results

Women / SR
Session: 4W

Aug 15, 2015

#1 = 2015 P&G Championships - Women Day 2: 100%

#2 = 2015 P&G Championships - Women Day 1: 100%



Place	Num	Name	Gym		#2	#1	Score
1	110	Madison Kocian	WOGA	Fin:	15.500	15.600	31.100
				D:	6.500	6.600	
				E:	9.000	9.000	
				ND:			
2	111	Ashton Locklear	Everest Gymnastics	Fin:	15.400	15.450	30.850
				D:	6.200	6.200	
				E:	9.200	9.250	
				ND:			
3	109	Bailie Key	Texas Dreams	Fin:	15.200	15.300	30.500
				D:	6.200	6.200	
				E:	9.000	9.100	
				ND:			
4	105	Gabrielle Douglas	Buckeye Gymnastics	Fin:	15.300	15.100	30.400
				D:	6.400	6.400	
				E:	8.900	8.700	
				ND:			
5	102	Simone Biles	World Champions	Fin:	15.150	14.950	30.100
				D:	6.200	6.100	
				E:	8.950	8.850	
				ND:			
6	107	Rachel Gowey	Chow's Gymnastics	Fin:	15.350	14.700	30.050
				D:	6.600	6.300	
				E:	8.750	8.400	
				ND:			
7	113	Maggie Nichols	Twin City Twisters	Fin:	14.950	14.800	29.750
				D:	6.100	6.000	
				E:	8.850	8.800	
				ND:			
8	116	Emily Schild	Everest Gymnastics	Fin:	14.750	14.300	29.050
				D:	6.400	6.200	
				E:	8.350	8.100	
				ND:			
9	106	Brenna Dowell	GAGE	Fin:	15.150	13.850	29.000
				D:	6.700	6.700	
				E:	8.450	7.150	
				ND:			
10	101	Alyssa Baumann	WOGA	Fin:	14.500	14.050	28.550
				D:	5.900	5.900	
				E:	8.600	8.150	
				ND:			
11	114	Alexandra Raisman	Brestyan's	Fin:	14.150	14.100	28.250
				D:	5.800	5.800	
				E:	8.350	8.300	
				ND:			
12	115	Kyla Ross	Gym-Max	Fin:	14.050	14.050	28.100
				D:	6.000	6.000	
				E:	8.050	8.050	
				ND:			

2015 P&G Championships - Women Day 2

Event Results

Aug 15, 2015

Page: 2
Printed: 8/15/2015 9:58:07 PM

Women / SR
Session: 4W

#1 = 2015 P&G Championships - Women Day 2: 100%

#2 = 2015 P&G Championships - Women Day 1: 100%



Place	Num	Name	Gym		#2	#1	Score
13	103	Nia Dennis	Legacy Elite	Fin:	13.550	14.450	28.000
				D:	6.000	5.900	
				E:	7.550	8.550	
				ND:			
14	112	Lauren Navarro	Gliders-Charter Oak	Fin:	13.850	13.950	27.800
				D:	5.500	5.600	
				E:	8.350	8.350	
				ND:			
15	118	Megan Skaggs	Gym Acad of Atlanta	Fin:	14.350	13.200	27.550
				D:	5.800	5.700	
				E:	8.550	7.500	
				ND:			
16	119	MyKayla Skinner	Desert Lights	Fin:	13.650	13.700	27.350
				D:	5.900	5.900	
				E:	7.750	7.800	
				ND:			

2015 P&G Championships - Women Day 2

Page: 1
Printed: 8/15/2015 9:58:12 PM

Event Results

Women / SR
Session: 4W

Aug 15, 2015

#1 = 2015 P&G Championships - Women Day 2: 100%

#2 = 2015 P&G Championships - Women Day 1: 100%



Place	Num	Name	Gym		#2	#1	Score
1	102	Simone Biles	World Champions	Fin:	14.800	15.900	30.700
				D:	6.600	6.900	
				E:	8.200	9.000	
				ND:			
2	101	Alyssa Baumann	WOGA	Fin:	15.150	15.050	30.200
				D:	6.300	6.300	
				E:	8.850	8.750	
				ND:			
3	115	Kyla Ross	Gym-Max	Fin:	14.250	15.250	29.500
				D:	5.900	6.000	
				E:	8.350	9.250	
				ND:			
4T	103	Nia Dennis	Legacy Elite	Fin:	14.650	14.400	29.050
				D:	5.900	5.800	
				E:	8.750	8.600	
				ND:			
4T	113	Maggie Nichols	Twin City Twisters	Fin:	14.400	14.650	29.050
				D:	6.200	5.900	
				E:	8.300	8.750	
				ND:	-0.100		
6	107	Rachel Gowey	Chow's Gymnastics	Fin:	14.400	14.350	28.750
				D:	5.900	6.100	
				E:	8.500	8.250	
				ND:			
7T	119	MyKayla Skinner	Desert Lights	Fin:	14.350	14.350	28.700
				D:	5.800	6.000	
				E:	8.550	8.350	
				ND:			
7T	114	Alexandra Raisman	Brestyan's	Fin:	13.750	14.950	28.700
				D:	6.100	6.400	
				E:	7.650	8.550	
				ND:			
9	105	Gabrielle Douglas	Buckeye Gymnastics	Fin:	14.450	14.200	28.650
				D:	6.300	6.200	
				E:	8.150	8.000	
				ND:			
10	109	Bailie Key	Texas Dreams	Fin:	13.700	14.550	28.250
				D:	6.000	6.100	
				E:	7.800	8.450	
				ND:	-0.100		
11	118	Megan Skaggs	Gym Acad of Atlanta	Fin:	14.300	13.650	27.950
				D:	5.800	5.800	
				E:	8.500	7.850	
				ND:			
12	110	Madison Kocian	WOGA	Fin:	13.100	14.250	27.350
				D:	5.700	5.600	
				E:	7.400	8.650	
				ND:			

2015 P&G Championships - Women Day 2

Event Results

Aug 15, 2015

Page: 2
Printed: 8/15/2015 9:58:12 PM

Women / SR
Session: 4W

#1 = 2015 P&G Championships - Women Day 2: 100%

#2 = 2015 P&G Championships - Women Day 1: 100%



Place	Num	Name	Gym		#2	#1	Score
13	111	Ashton Locklear	Everest Gymnastics	Fin:	12.950	13.750	26.700
				D:	5.500	5.500	
				E:	7.450	8.250	
				ND:			
14	106	Brenna Dowell	GAGE	Fin:	13.300	13.300	26.600
				D:	5.500	5.500	
				E:	7.800	7.800	
				ND:			
15	116	Emily Schild	Everest Gymnastics	Fin:	13.350	13.100	26.450
				D:	5.500	5.600	
				E:	7.850	7.500	
				ND:			
16	112	Lauren Navarro	Gliders-Charter Oak	Fin:	13.450	11.900	25.350
				D:	5.700	5.400	
				E:	7.750	6.500	
				ND:			

2015 P&G Championships - Women Day 2

Page: 1
Printed: 8/15/2015 9:58:17 PM

Event Results

Women / SR
Session: 4W

Aug 15, 2015

#1 = 2015 P&G Championships - Women Day 2: 100%

#2 = 2015 P&G Championships - Women Day 1: 100%



Place	Num	Name	Gym		#2	#1	Score
1	114	Alexandra Raisman	Brestyan's	Fin:	15.550	15.500	31.050
				D:	6.700	6.600	
				E:	8.850	8.900	
				ND:			
2	102	Simone Biles	World Champions	Fin:	14.900	15.850	30.750
				D:	6.800	6.800	
				E:	8.100	9.050	
				ND:			
3T	119	MyKayla Skinner	Desert Lights	Fin:	14.350	14.800	29.150
				D:	6.200	6.500	
				E:	8.150	8.300	
				ND:			
3T	109	Bailie Key	Texas Dreams	Fin:	14.450	14.700	29.150
				D:	6.300	6.200	
				E:	8.150	8.500	
				ND:			
5	113	Maggie Nichols	Twin City Twisters	Fin:	14.550	14.150	28.700
				D:	6.000	6.000	
				E:	8.550	8.450	
				ND:		-0.300	
6	105	Gabrielle Douglas	Buckeye Gymnastics	Fin:	13.850	14.800	28.650
				D:	5.600	6.000	
				E:	8.250	8.800	
				ND:			
7	106	Brenna Dowell	GAGE	Fin:	14.300	14.050	28.350
				D:	5.800	5.800	
				E:	8.500	8.350	
				ND:		-0.100	
8	110	Madison Kocian	WOGA	Fin:	13.800	14.250	28.050
				D:	5.600	5.800	
				E:	8.200	8.450	
				ND:			
9	101	Alyssa Baumann	WOGA	Fin:	13.900	13.700	27.600
				D:	5.900	5.700	
				E:	8.000	8.000	
				ND:			
10	103	Nia Dennis	Legacy Elite	Fin:	13.850	13.700	27.550
				D:	5.700	5.300	
				E:	8.150	8.400	
				ND:			
11	118	Megan Skaggs	Gym Acad of Atlanta	Fin:	13.600	13.800	27.400
				D:	5.600	5.500	
				E:	8.000	8.300	
				ND:			
12	115	Kyla Ross	Gym-Max	Fin:	13.550	13.800	27.350
				D:	5.400	5.300	
				E:	8.150	8.500	
				ND:			

2015 P&G Championships - Women Day 2

Event Results

Aug 15, 2015

Page: 2
Printed: 8/15/2015 9:58:17 PM

Women / SR
Session: 4W

#1 = 2015 P&G Championships - Women Day 2: 100%

#2 = 2015 P&G Championships - Women Day 1: 100%



Place	Num	Name	Gym		#2	#1	Score
13	116	Emily Schild	Everest Gymnastics	Fin:	13.600	13.400	27.000
				D:	5.400	5.400	
				E:	8.200	8.100	
				ND:		-0.100	
14	112	Lauren Navarro	Gliders-Charter Oak	Fin:	12.450	13.000	25.450
				D:	5.100	5.400	
				E:	7.450	7.600	
				ND:	-0.100		
15T	107	Rachel Gowey	Chow's Gymnastics	Fin:	0.000	0.000	0.000
				D:	0.000	0.000	
				E:	0.000	0.000	
				ND:			
15T	111	Ashton Locklear	Everest Gymnastics	Fin:	0.000	0.000	0.000
				D:	0.000	0.000	
				E:	0.000	0.000	
				ND:			

2015 P&G Championships - Men Day 1

Meet Results - 15-16







Aug 14, 2015

Page: 1
Printed: 8/14/2015 3:41:59 PM

Men / J5

Session: 1M

Judge's Signatures

Rank	Num	Name	Gym							AA
1	87	Cameron Bock	SCATS	Diff: 6.100	5.600	5.300	5.200	5.800	5.500	
				Exec: 8.200	8.400	8.700	9.500	8.400	8.350	
				ND: -0.100						
				Final: 14.200	14.000	14.000	14.700	14.200	13.850	84.950
				Place: 4T	1	1	1T	1	2	1
2	22	Davis Grooms	Champion Gym	Diff: 5.500	5.200	5.400	4.800	4.800	5.300	
				Exec: 8.150	7.850	8.500	9.400	8.000	8.450	
				ND:						
				Final: 13.650	13.050	13.900	14.200	12.800	13.750	81.350
				Place: 7	6	3	8	17	3T	2
3	19	Bennet Huang	WCOGA	Diff: 5.200	5.400	4.400	5.200	4.700	4.600	
				Exec: 8.100	8.200	8.200	9.400	8.200	8.800	
				ND:						
				Final: 13.300	13.600	12.600	14.600	12.900	13.400	80.400
				Place: 15	2	22	3	14T	7T	3
4	20	Tanner Justus	Cypress Academy	Diff: 5.500	5.100	4.800	5.600	4.900	4.600	
				Exec: 8.700	7.300	8.600	9.200	8.050	7.750	
				ND:			-0.100			
				Final: 14.200	12.400	13.400	14.700	12.950	12.350	80.000
				Place: 4T	11	8T	1T	13	26	4
5	90	Matthew Wenske	Cypress Academy	Diff: 6.300	4.700	5.000	5.600	5.300	5.000	
				Exec: 8.150	6.900	8.350	8.050	8.250	8.500	
				ND: -0.100			-0.300			
				Final: 14.350	11.600	13.350	13.350	13.550	13.500	79.700
				Place: 2	17	11	23T	4	6	5
6	23	Shane Wiskus	MHG	Diff: 6.000	4.400	5.300	5.200	5.500	5.100	
				Exec: 8.250	6.950	8.650	9.100	7.000	8.200	
				ND:						
				Final: 14.250	11.350	13.950	14.300	12.500	13.300	79.650
				Place: 3	19	2	5*	20T	10	6
7	52	Alexei Vernyi	Cypress Academy	Diff: 5.800	4.500	4.700	5.200	4.600	4.900	
				Exec: 8.600	6.600	7.800	8.900	9.250	8.700	
				ND:			-0.300			
				Final: 14.400	11.100	12.500	13.800	13.850	13.600	79.250
				Place: 1	22	23*	18T	2	5	7
8	34	Addison Chung	New England Sports	Diff: 4.600	4.600	4.500	4.400	4.200	4.700	
				Exec: 8.250	8.000	9.000	9.400	8.850	8.700	
				ND:						
				Final: 12.850	12.600	13.500	13.800	13.050	13.400	79.200
				Place: 21*	9	4T	18T	10T	7T	8
9	35	Joshua Martin	Aerial	Diff: 5.400	4.000	4.400	5.200	4.800	4.500	
				Exec: 8.200	8.300	8.000	9.100	8.550	8.250	
				ND:						
				Final: 13.600	12.300	12.400	14.300	13.350	12.750	78.700
				Place: 8T	12	26	5*	7	21T	9
10	51	Favian Valdez	US Gym DC	Diff: 5.700	5.600	5.100	5.200	5.200	5.000	
				Exec: 7.950	7.700	6.750	8.700	8.550	6.950	
				ND: -0.100						
				Final: 13.550	13.300	11.850	13.900	13.750	11.950	78.300
				Place: 10T	4	29	14*	3	28	10







2015 P&G Championships - Men Day 1

Meet Results - 15-16

Aug 14, 2015

Page: 2
Printed: 8/14/2015 3:41:59 PM

Men / J5
Session: 1M

Rank	Num	Name	Gym								AA
11	77	Andrew Brower	US Gym DC	Diff:	5.000	4.800	5.000	4.400	4.900	4.700	
				Exec:	8.150	8.000	8.250	8.800	8.000	8.250	
				ND:				-0.100			
				Final:	13.150	12.800	13.250	13.100	12.900	12.950	78.150
				Place:	20	7	12T	27	14T	16*	11
12	55	Jacob Moore	Twistars USA	Diff:	4.900	5.400	4.700	4.400	4.200	4.600	
				Exec:	8.550	6.750	8.700	9.050	9.250	7.700	
				ND:				-0.100			
				Final:	13.450	12.150	13.400	13.350	13.450	12.300	78.100
				Place:	13	15T	8T	23T	5T	27	12
13	32	Jacob Light	Parkettes	Diff:	5.200	4.600	5.100	5.200	5.200	4.000	
				Exec:	8.400	7.600	8.150	8.650	7.300	8.400	
				ND:				-0.100			
				Final:	13.600	12.200	13.250	13.750	12.500	12.400	77.700
				Place:	8T	14	12T	20	20T	25	13
14T	15	Maxim Andryushchenko	Lake Shore	Diff:	5.300	5.000	5.100	5.200	5.200	5.100	
				Exec:	8.300	5.650	8.350	8.750	8.250	7.650	
				ND:	-0.100			-0.100			
				Final:	13.500	10.650	13.450	13.850	13.450	12.750	77.650
				Place:	12	27	6T	17	5T	21T	14T
14T	28	Dante LaBarre	USA Flairs	Diff:	4.600	4.200	4.800	4.800	4.900	5.100	
				Exec:	8.250	7.100	8.300	9.200	7.350	9.050	
				ND:							
				Final:	12.850	11.300	13.100	14.000	12.250	14.150	77.650
				Place:	21*	20	15	12*	24T	1	14T
16	79	Josh Zeal	Buffalo Grove	Diff:	4.800	4.600	4.600	4.800	4.800	4.300	
				Exec:	7.800	7.850	7.850	9.200	8.350	8.550	
				ND:	-0.100						
				Final:	12.500	12.450	12.450	14.000	13.150	12.850	77.400
				Place:	25	10	25	12*	8T	18T	16
17	67	Timothy Kutyla	US Gym DC	Diff:	5.200	4.400	5.000	3.800	4.500	4.700	
				Exec:	8.200	7.850	7.800	9.000	8.550	8.250	
				ND:							
				Final:	13.400	12.250	12.800	12.800	13.050	12.950	77.250
				Place:	14	13	20	28	10T	16*	17
18	42	Bailey Perez	Premier	Diff:	5.400	4.300	4.700	5.200	4.800	4.800	
				Exec:	8.350	6.050	8.000	9.100	7.950	8.450	
				ND:							
				Final:	13.750	10.350	12.700	14.300	12.750	13.250	77.100
				Place:	6	28	21	5*	18	11*	18
19	53	Anton Vorona	TAG USA	Diff:	4.900	4.400	4.900	5.600	4.500	4.500	
				Exec:	8.300	8.250	8.100	7.800	7.250	8.350	
				ND:				-0.100			
				Final:	13.200	12.650	13.000	13.300	11.750	12.850	76.750
				Place:	18T	8	17T	25	27	18T	19
20	40	Brennan Pantazis	Gym Nevada	Diff:	5.500	5.300	5.400	5.200	5.500	5.000	
				Exec:	6.050	5.850	8.100	9.050	7.650	8.150	
				ND:				-0.100			
				Final:	11.550	11.150	13.500	14.150	13.150	13.150	76.650
				Place:	29	21	4T	9T	8T	15	20







2015 P&G Championships - Men Day 1

Meet Results - 15-16

Aug 14, 2015

Page: 3
Printed: 8/14/2015 3:41:59 PM

Men / J5
Session: 1M

Rank	Num	Name	Gym							AA
21	13	Andrew Herrador	WCOGA	Diff: 4.500	4.200	4.800	4.800	4.300	4.800	
				Exec: 8.050	6.700	8.200	9.100	8.250	8.450	
				ND: _____	_____	_____	_____	_____	_____	
				Final: 12.550	10.900	13.000	13.900	12.550	13.250	76.150
				Place: 24	23	17T	14T	19	11*	21
22	31	Evan Hymanson	Monmouth	Diff: 6.000	4.300	4.900	4.400	4.200	4.800	
				Exec: 7.650	7.250	8.500	9.150	6.900	8.050	
				ND: -0.100	_____	_____	_____	_____	_____	
				Final: 13.550	11.550	13.400	13.550	11.100	12.850	76.000
				Place: 10T	18	8T	22	30	18T	22
23	30	Connor Lewis	Integrity	Diff: 5.200	3.800	4.400	5.200	5.100	4.300	
				Exec: 7.600	6.900	7.850	8.900	7.750	8.950	
				ND: _____	_____	_____	_____	_____	_____	
				Final: 12.800	10.700	12.250	14.100	12.850	13.250	75.950
				Place: 23	25T	28	11	16	11T	23
24	74	Ethan Esval	Atlanta School	Diff: 4.600	3.700	4.600	4.400	4.300	4.200	
				Exec: 8.600	7.050	7.750	8.850	8.700	9.150	
				ND: _____	_____	_____	_____	_____	_____	
				Final: 13.200	10.750	12.350	13.250	13.000	13.350	75.900
				Place: 18T	24	27	26	12	9	24
25T	68	Mitchell Brown	DeVeau's	Diff: 4.300	4.900	3.600	5.200	4.300	4.400	
				Exec: 7.750	8.250	7.350	9.300	8.200	8.250	
				ND: _____	_____	_____	_____	_____	_____	
				Final: 12.050	13.150	10.950	14.500	12.500	12.650	75.800
				Place: 27	5	30	4	20T	24	25T
25T	37	Nicholas Merryman	New England Acad	Diff: 4.800	4.700	4.700	3.000	4.500	4.700	
				Exec: 8.450	8.750	8.350	9.100	7.750	7.000	
				ND: _____	_____	_____	_____	_____	_____	
				Final: 13.250	13.450	13.050	12.100	12.250	11.700	75.800
				Place: 16T	3	16	30	24T	29	25T
27	94	Daniel Yoon	SCATS	Diff: 4.800	4.300	4.700	3.600	4.700	4.400	
				Exec: 8.750	6.400	7.800	9.150	7.650	8.800	
				ND: -0.300	_____	_____	-0.100	_____	_____	
				Final: 13.250	10.700	12.500	12.650	12.350	13.200	74.650
				Place: 16T	25T	23*	29	23	14	27
28	46	Shane Sadighi	Azarian	Diff: 4.000	4.500	4.800	5.200	4.400	4.600	
				Exec: 6.600	7.650	8.650	8.950	7.000	8.100	
				ND: _____	_____	_____	_____	_____	_____	
				Final: 10.600	12.150	13.450	14.150	11.400	12.700	74.450
				Place: 30	15T	6T	9T	29	23	28
29	33	Mitchell Mandozzi	New England Acad	Diff: 4.300	3.600	4.300	4.400	4.900	4.600	
				Exec: 7.950	6.300	8.650	9.300	6.800	9.150	
				ND: _____	_____	_____	_____	_____	_____	
				Final: 12.250	9.900	12.950	13.700	11.700	13.750	74.250
				Place: 26	30	19	21	28	3T	29
30	5	Andrew Bitner	Gymnastix Train Ctr	Diff: 5.500	4.400	4.800	5.200	4.400	4.000	
				Exec: 6.200	5.600	8.400	8.700	7.800	7.450	
				ND: _____	_____	_____	_____	_____	_____	
				Final: 11.700	10.000	13.200	13.900	12.200	11.450	72.450
				Place: 28	29	14	14*	26	30	30

2015 P&G Championships - Men Day 2

Meet Results - 15-16







Aug 16, 2015

Page: 1
Printed: 8/16/2015 9:46:43 PM

Men / J5

Session: 3M

Judge's Signatures

Rank	Num	Name/Gym								AA
1	22	Davis Grooms Champion Gym	Prelims	Final: 13.650	13.050	13.900	14.200	12.800	13.750	81.350
				D/E: 5.5 / 8.150	5.2 / 7.850	5.4 / 8.500	4.8 / 9.400	4.8 / 8.000	5.3 / 8.450	ND:
			Finals	Final: 13.750	13.000	13.850	14.250	13.700	13.700	82.250
				D/E: 5.5 / 8.250	4.9 / 8.100	5.3 / 8.550	4.8 / 9.450	5.1 / 8.600	5.2 / 8.500	ND:
Combined Total: 163.600										
2	23	Shane Wiskus MHG	Prelims	Final: 14.250	11.350	13.950	14.300	12.500	13.300	79.650
				D/E: 6.0 / 8.250	4.4 / 6.950	5.3 / 8.650	5.2 / 9.100	5.5 / 7.000	5.1 / 8.200	ND:
			Finals	Final: 14.500	12.900	14.200	14.550	14.750	12.700	83.600
				D/E: 6.0 / 8.500	4.8 / 8.100	5.3 / 8.900	5.2 / 9.350	5.5 / 9.250	4.9 / 7.800	ND:
Combined Total: 163.250										
3T	20	Tanner Justus Cypress Academy	Prelims	Final: 14.200	12.400	13.400	14.700	12.950	12.350	80.000
				D/E: 5.5 / 8.700	5.1 / 7.300	4.8 / 8.600	5.6 / 9.200	4.9 / 8.050	4.6 / 7.750	ND: -0.1
			Finals	Final: 13.800	13.550	13.750	15.000	13.900	13.150	83.150
				D/E: 5.5 / 8.300	5.1 / 8.450	4.8 / 8.950	5.6 / 9.500	4.9 / 9.000	4.6 / 8.550	ND: -0.1
Combined Total: 163.150										
3T	90	Matthew Wenske Cypress Academy	Prelims	Final: 14.350	11.600	13.350	13.350	13.550	13.500	79.700
				D/E: 6.3 / 8.150	4.7 / 6.900	5.0 / 8.350	5.6 / 8.050	5.3 / 8.250	5.0 / 8.500	ND: -0.1
			Finals	Final: 14.300	13.300	13.950	14.650	14.050	13.200	83.450
				D/E: 6.3 / 8.000	4.8 / 8.500	5.1 / 8.850	5.6 / 9.050	5.3 / 8.750	4.9 / 8.300	ND: -0.3
Combined Total: 163.150										
5	19	Bennet Huang WCOGA	Prelims	Final: 13.300	13.600	12.600	14.600	12.900	13.400	80.400
				D/E: 5.2 / 8.100	5.4 / 8.200	4.4 / 8.200	5.2 / 9.400	4.7 / 8.200	4.6 / 8.800	ND:
			Finals	Final: 13.850	13.900	12.650	14.650	13.050	13.400	81.500
				D/E: 5.2 / 8.650	5.5 / 8.400	4.4 / 8.250	5.2 / 9.450	4.8 / 8.250	4.8 / 8.600	ND:
Combined Total: 161.900										
6	52	Alexei Vernyi Cypress Academy	Prelims	Final: 14.400	11.100	12.500	13.800	13.850	13.600	79.250
				D/E: 5.8 / 8.600	4.5 / 6.600	4.7 / 7.800	5.2 / 8.900	4.6 / 9.250	4.9 / 8.700	ND: -0.3
			Finals	Final: 14.450	12.400	13.400	14.300	13.500	13.150	81.200
				D/E: 5.7 / 8.750	4.5 / 7.900	4.6 / 8.800	5.2 / 9.200	4.6 / 8.900	4.8 / 8.350	ND: -0.1
Combined Total: 160.450										
7	34	Addison Chung New England Sports	Prelims	Final: 12.850	12.600	13.500	13.800	13.050	13.400	79.200
				D/E: 4.6 / 8.250	4.6 / 8.000	4.5 / 9.000	4.4 / 9.400	4.2 / 8.850	4.7 / 8.700	ND:
			Finals	Final: 13.250	13.200	13.550	13.850	13.400	13.550	80.800
				D/E: 4.6 / 8.650	4.6 / 8.600	4.5 / 9.050	4.4 / 9.450	4.2 / 9.200	4.8 / 8.750	ND:
Combined Total: 160.000										







2015 P&G Championships - Men Day 2

Meet Results - 15-16

Aug 16, 2015

Page: 2
Printed: 8/16/2015 9:46:43 PM

Men / J5
Session: 3M

Rank	Num	Name/Gym								AA
8	51	Favian Valdez US Gym DC	Prelims	Final: 13.550	13.300	11.850	13.900	13.750	11.950	78.300
				D/E: 5.7 / 7.950	5.6 / 7.700	5.1 / 6.750	5.2 / 8.700	5.2 / 8.550	5.0 / 6.950	ND: -0.1
			Finals	Final: 14.200	14.000	12.150	14.250	13.300	13.250	81.150
				D/E: 5.7 / 8.500	5.6 / 8.400	5.1 / 7.050	5.2 / 9.050	5.2 / 8.100	5.0 / 8.250	ND:
				<u>Combined Total:</u>						<u>159.450</u>
9	55	Jacob Moore Twistars USA	Prelims	Final: 13.450	12.150	13.400	13.350	13.450	12.300	78.100
				D/E: 4.9 / 8.550	5.4 / 6.750	4.7 / 8.700	4.4 / 9.050	4.2 / 9.250	4.6 / 7.700	ND: -0.1
			Finals	Final: 13.650	13.800	13.250	13.650	13.200	12.400	79.950
				D/E: 4.9 / 8.750	5.4 / 8.400	4.7 / 8.550	4.4 / 9.250	4.2 / 9.000	4.7 / 7.700	ND:
				<u>Combined Total:</u>						<u>158.050</u>
10	35	Joshua Martin Aerial	Prelims	Final: 13.600	12.300	12.400	14.300	13.350	12.750	78.700
				D/E: 5.4 / 8.200	4.0 / 8.300	4.4 / 8.000	5.2 / 9.100	4.8 / 8.550	4.5 / 8.250	ND:
			Finals	Final: 13.600	13.000	12.150	14.350	13.100	12.700	78.900
				D/E: 5.3 / 8.300	4.0 / 9.000	4.4 / 7.750	5.2 / 9.250	4.8 / 8.300	4.2 / 8.500	ND: -0.1
				<u>Combined Total:</u>						<u>157.600</u>
11	53	Anton Vorona TAG USA	Prelims	Final: 13.200	12.650	13.000	13.300	11.750	12.850	76.750
				D/E: 4.9 / 8.300	4.4 / 8.250	4.9 / 8.100	5.6 / 7.800	4.5 / 7.250	4.5 / 8.350	ND: -0.1
			Finals	Final: 12.400	13.500	13.600	13.950	13.550	13.250	80.250
				D/E: 4.9 / 7.500	4.4 / 9.100	4.9 / 8.700	4.4 / 9.550	5.4 / 8.150	4.5 / 8.750	ND:
				<u>Combined Total:</u>						<u>157.000</u>
12	32	Jacob Light Parkettes	Prelims	Final: 13.600	12.200	13.250	13.750	12.500	12.400	77.700
				D/E: 5.2 / 8.400	4.6 / 7.600	5.1 / 8.150	5.2 / 8.650	5.2 / 7.300	4.0 / 8.400	ND: -0.1
			Finals	Final: 13.150	12.900	13.900	14.600	13.400	11.000	78.950
				D/E: 5.5 / 7.650	4.8 / 8.100	5.1 / 8.800	5.2 / 9.400	5.0 / 8.400	3.1 / 7.900	ND:
				<u>Combined Total:</u>						<u>156.650</u>
13	67	Timothy Kutyla US Gym DC	Prelims	Final: 13.400	12.250	12.800	12.800	13.050	12.950	77.250
				D/E: 5.2 / 8.200	4.4 / 7.850	5.0 / 7.800	3.8 / 9.000	4.5 / 8.550	4.7 / 8.250	ND:
			Finals	Final: 13.400	12.550	13.050	13.500	13.350	13.400	79.250
				D/E: 5.2 / 8.200	4.3 / 8.250	4.7 / 8.350	4.4 / 9.100	4.5 / 8.850	4.8 / 8.600	ND:
				<u>Combined Total:</u>						<u>156.500</u>
14	42	Bailey Perez Premier	Prelims	Final: 13.750	10.350	12.700	14.300	12.750	13.250	77.100
				D/E: 5.4 / 8.350	4.3 / 6.050	4.7 / 8.000	5.2 / 9.100	4.8 / 7.950	4.8 / 8.450	ND:
			Finals	Final: 13.750	12.100	13.050	14.350	12.750	13.300	79.300
				D/E: 5.4 / 8.350	4.3 / 7.800	4.9 / 8.150	5.2 / 9.150	4.8 / 7.950	4.9 / 8.400	ND:
				<u>Combined Total:</u>						<u>156.400</u>







2015 P&G Championships - Men Day 2

Meet Results - 15-16

Aug 16, 2015

Page: 3
Printed: 8/16/2015 9:46:44 PM

Men / J5
Session: 3M

Rank	Num	Name/Gym								AA
15	77	Andrew Brower US Gym DC	Prelims	Final: 13.150	12.800	13.250	13.100	12.900	12.950	78.150
				D/E: 5.0 / 8.150	4.8 / 8.000	5.0 / 8.250	4.4 / 8.800	4.9 / 8.000	4.7 / 8.250	ND:
			Finals	Final: 11.550	13.750	12.950	13.200	13.950	12.700	78.100
				D/E: 4.5 / 7.050	5.2 / 8.550	5.0 / 7.950	4.4 / 8.800	4.9 / 9.050	4.6 / 8.100	ND:
Combined Total: 156.250										
16	15	Maxim Andryushchenko Lake Shore	Prelims	Final: 13.500	10.650	13.450	13.850	13.450	12.750	77.650
				D/E: 5.3 / 8.300	5.0 / 5.650	5.1 / 8.350	5.2 / 8.750	5.2 / 8.250	5.1 / 7.650	ND:
			Finals	Final: 13.650	12.550	13.000	14.150	11.850	13.050	78.250
				D/E: 5.3 / 8.350	4.7 / 7.850	5.1 / 7.900	5.2 / 9.050	5.2 / 6.650	5.0 / 8.050	ND:
Combined Total: 155.900										
17	79	Josh Zeal Buffalo Grove	Prelims	Final: 12.500	12.450	12.450	14.000	13.150	12.850	77.400
				D/E: 4.8 / 7.800	4.6 / 7.850	4.6 / 7.850	4.8 / 9.200	4.8 / 8.350	4.3 / 8.550	ND:
			Finals	Final: 13.100	13.400	12.500	14.250	13.500	11.600	78.350
				D/E: 4.8 / 8.300	4.7 / 8.700	4.5 / 8.000	4.8 / 9.450	4.8 / 8.700	3.5 / 8.100	ND:
Combined Total: 155.750										
18	37	Nicholas Merryman New England Acad	Prelims	Final: 13.250	13.450	13.050	12.100	12.250	11.700	75.800
				D/E: 4.8 / 8.450	4.7 / 8.750	4.7 / 8.350	3.0 / 9.100	4.5 / 7.750	4.7 / 7.000	ND:
			Finals	Final: 12.900	14.200	13.600	12.450	13.400	13.100	79.650
				D/E: 4.7 / 8.200	5.0 / 9.200	4.7 / 8.900	3.6 / 8.850	4.4 / 9.000	4.6 / 8.500	ND:
Combined Total: 155.450										
19	31	Evan Hymanson Monmouth	Prelims	Final: 13.550	11.550	13.400	13.550	11.100	12.850	76.000
				D/E: 6.0 / 7.650	4.3 / 7.250	4.9 / 8.500	4.4 / 9.150	4.2 / 6.900	4.8 / 8.050	ND:
			Finals	Final: 13.600	12.350	13.250	13.700	12.800	13.400	79.100
				D/E: 6.0 / 7.600	4.3 / 8.050	4.9 / 8.350	4.4 / 9.300	4.6 / 8.200	5.3 / 8.100	ND:
Combined Total: 155.100										
20	74	Ethan Esval Atlanta School	Prelims	Final: 13.200	10.750	12.350	13.250	13.000	13.350	75.900
				D/E: 4.6 / 8.600	3.7 / 7.050	4.6 / 7.750	4.4 / 8.850	4.3 / 8.700	4.2 / 9.150	ND:
			Finals	Final: 12.000	13.550	13.500	13.300	13.250	13.450	79.050
				D/E: 4.1 / 7.900	4.6 / 8.950	4.6 / 8.900	4.4 / 9.000	4.3 / 8.950	4.2 / 9.250	ND:
Combined Total: 154.950										
21	68	Mitchell Brown DeVeau's	Prelims	Final: 12.050	13.150	10.950	14.500	12.500	12.650	75.800
				D/E: 4.3 / 7.750	4.9 / 8.250	3.6 / 7.350	5.2 / 9.300	4.3 / 8.200	4.4 / 8.250	ND:
			Finals	Final: 12.900	13.600	12.100	14.400	13.550	12.550	79.100
				D/E: 4.3 / 8.600	4.9 / 8.700	4.4 / 7.700	5.2 / 9.200	4.3 / 9.250	4.1 / 8.450	ND:
Combined Total: 154.900										







2015 P&G Championships - Men Day 2

Meet Results - 15-16

Aug 16, 2015

Page: 4
Printed: 8/16/2015 9:46:44 PM

Men / J5
Session: 3M

Rank	Num	Name/Gym								AA
22	40	Brennan Pantazis Gym Nevada	Prelims	Final: 11.550	11.150	13.500	14.150	13.150	13.150	76.650
				D/E: 5.5 / 6.050	5.3 / 5.850	5.4 / 8.100	5.2 / 9.050	5.5 / 7.650	5.0 / 8.150	ND: -0.1
			Finals	Final: 13.100	12.300	13.450	14.300	12.000	12.950	78.100
				D/E: 5.9 / 7.200	5.2 / 7.100	5.3 / 8.150	5.2 / 9.100	4.6 / 7.400	5.0 / 7.950	ND:
				<u>Combined Total:</u>						<u>154.750</u>
23	5	Andrew Bitner Gymnastix Train Ctr	Prelims	Final: 11.700	10.000	13.200	13.900	12.200	11.450	72.450
				D/E: 5.5 / 6.200	4.4 / 5.600	4.8 / 8.400	5.2 / 8.700	4.4 / 7.800	4.0 / 7.450	ND:
			Finals	Final: 13.450	13.300	13.300	14.400	13.200	13.550	81.200
				D/E: 5.1 / 8.350	5.2 / 8.100	4.8 / 8.500	5.2 / 9.200	4.5 / 8.700	4.8 / 8.750	ND:
				<u>Combined Total:</u>						<u>153.650</u>
24	13	Andrew Herrador WCOGA	Prelims	Final: 12.550	10.900	13.000	13.900	12.550	13.250	76.150
				D/E: 4.5 / 8.050	4.2 / 6.700	4.8 / 8.200	4.8 / 9.100	4.3 / 8.250	4.8 / 8.450	ND:
			Finals	Final: 13.650	12.600	12.600	13.050	11.750	13.550	77.200
				D/E: 5.5 / 8.150	4.2 / 8.400	4.8 / 7.800	4.8 / 8.350	4.3 / 7.450	4.9 / 8.650	ND: -0.1
				<u>Combined Total:</u>						<u>153.350</u>
25	28	Dante LaBarre USA Flairs	Prelims	Final: 12.850	11.300	13.100	14.000	12.250	14.150	77.650
				D/E: 4.6 / 8.250	4.2 / 7.100	4.8 / 8.300	4.8 / 9.200	4.9 / 7.350	5.1 / 9.050	ND:
			Finals	Final: 13.100	11.050	13.200	13.900	11.700	12.100	75.050
				D/E: 4.6 / 8.500	3.6 / 7.450	4.8 / 8.400	4.8 / 9.100	5.0 / 6.700	4.7 / 7.400	ND:
				<u>Combined Total:</u>						<u>152.700</u>
26	33	Mitchell Mandozzi New England Acad	Prelims	Final: 12.250	9.900	12.950	13.700	11.700	13.750	74.250
				D/E: 4.3 / 7.950	3.6 / 6.300	4.3 / 8.650	4.4 / 9.300	4.9 / 6.800	4.6 / 9.150	ND:
			Finals	Final: 12.500	12.050	13.300	13.300	13.150	13.200	77.500
				D/E: 4.9 / 7.600	4.6 / 7.450	4.3 / 9.000	4.8 / 8.500	5.3 / 7.850	4.6 / 8.600	ND:
				<u>Combined Total:</u>						<u>151.750</u>
27	46	Shane Sadighi Azarian	Prelims	Final: 10.600	12.150	13.450	14.150	11.400	12.700	74.450
				D/E: 4.0 / 6.600	4.5 / 7.650	4.8 / 8.650	5.2 / 8.950	4.4 / 7.000	4.6 / 8.100	ND:
			Finals	Final: 12.400	12.000	13.600	13.800	11.800	12.750	76.350
				D/E: 5.5 / 7.200	4.6 / 7.400	4.8 / 8.800	5.2 / 8.900	4.4 / 7.400	4.7 / 8.050	ND: -0.3
				<u>Combined Total:</u>						<u>150.800</u>
28	30	Connor Lewis Integrity	Prelims	Final: 12.800	10.700	12.250	14.100	12.850	13.250	75.950
				D/E: 5.2 / 7.600	3.8 / 6.900	4.4 / 7.850	5.2 / 8.900	5.1 / 7.750	4.3 / 8.950	ND:
			Finals	Final: 13.500	12.200	12.600	14.300	12.950	8.900	74.450
				D/E: 5.2 / 8.300	3.8 / 8.400	4.4 / 8.200	5.2 / 9.100	5.1 / 7.850	3.5 / 5.400	ND:
				<u>Combined Total:</u>						<u>150.400</u>







2015 P&G Championships - Men Day 2

Meet Results - 15-16

Aug 16, 2015

Page: 5
Printed: 8/16/2015 9:46:44 PM

Men / J5
Session: 3M

Rank	Num	Name/Gym								AA
29	94	Daniel Yoon SCATS	Prelims	Final: 13.250	10.700	12.500	12.650	12.350	13.200	74.650
				D/E: 4.8 / 8.750	4.3 / 6.400	4.7 / 7.800	3.6 / 9.150	4.7 / 7.650	4.4 / 8.800	
				ND: -0.3				-0.1		
			Finals	Final: 12.750	11.400	12.550	13.100	12.050	13.200	75.050
				D/E: 4.8 / 8.250	4.3 / 7.100	4.7 / 7.850	3.6 / 9.500	4.5 / 7.550	4.4 / 8.800	
				ND: -0.3						
									<u>Combined Total:</u>	<u>149.700</u>

2015 P&G Championships - Men Day 2

Event Results - 15-16

Aug 16, 2015

#1 = 2015 P&G Championships - Men Day 2: 100%

#2 = 2015 P&G Championships - Men Day 1: 100%



Place	Num	Name	Gym		#2	#1	Score
1	52	Alexei Vernyi	Cypress Academy	Fin:	14.400	14.450	28.850
				D:	5.800	5.700	
				E:	8.600	8.750	
				ND:			
2	23	Shane Wiskus	MHG	Fin:	14.250	14.500	28.750
				D:	6.000	6.000	
				E:	8.250	8.500	
				ND:			
3	90	Matthew Wenske	Cypress Academy	Fin:	14.350	14.300	28.650
				D:	6.300	6.300	
				E:	8.150	8.000	
				ND:	-0.100		
4	20	Tanner Justus	Cypress Academy	Fin:	14.200	13.800	28.000
				D:	5.500	5.500	
				E:	8.700	8.300	
				ND:			
5	51	Favian Valdez	US Gym DC	Fin:	13.550	14.200	27.750
				D:	5.700	5.700	
				E:	7.950	8.500	
				ND:	-0.100		
6	42	Bailey Perez	Premier	Fin:	13.750	13.750	27.500
				D:	5.400	5.400	
				E:	8.350	8.350	
				ND:			
7	22	Davis Grooms	Champion Gym	Fin:	13.650	13.750	27.400
				D:	5.500	5.500	
				E:	8.150	8.250	
				ND:			
8	35	Joshua Martin	Aerial	Fin:	13.600	13.600	27.200
				D:	5.400	5.300	
				E:	8.200	8.300	
				ND:			
9T	19	Bennet Huang	WCOGA	Fin:	13.300	13.850	27.150
				D:	5.200	5.200	
				E:	8.100	8.650	
				ND:			
9T	31	Evan Hymanson	Monmouth	Fin:	13.550	13.600	27.150
				D:	6.000	6.000	
				E:	7.650	7.600	
				ND:	-0.100		
9T	15	Maxim Andryushchenko	Lake Shore	Fin:	13.500	13.650	27.150
				D:	5.300	5.300	
				E:	8.300	8.350	
				ND:	-0.100		
12	55	Jacob Moore	Twistars USA	Fin:	13.450	13.650	27.100
				D:	4.900	4.900	
				E:	8.550	8.750	
				ND:			

2015 P&G Championships - Men Day 2

Event Results - 15-16

Aug 16, 2015

#1 = 2015 P&G Championships - Men Day 2: 100%

#2 = 2015 P&G Championships - Men Day 1: 100%



Place	Num	Name	Gym		#2	#1	Score
13	67	Timothy Kutyla	US Gym DC	Fin:	13.400	13.400	26.800
				D:	5.200	5.200	
				E:	8.200	8.200	
				ND:			
14	32	Jacob Light	Parkettes	Fin:	13.600	13.150	26.750
				D:	5.200	5.500	
				E:	8.400	7.650	
				ND:			
15	30	Connor Lewis	Integrity	Fin:	12.800	13.500	26.300
				D:	5.200	5.200	
				E:	7.600	8.300	
				ND:			
16	13	Andrew Herrador	WCOGA	Fin:	12.550	13.650	26.200
				D:	4.500	5.500	
				E:	8.050	8.150	
				ND:			
17	37	Nicholas Merryman	New England Acad	Fin:	13.250	12.900	26.150
				D:	4.800	4.700	
				E:	8.450	8.200	
				ND:			
18	34	Addison Chung	New England Sports	Fin:	12.850	13.250	26.100
				D:	4.600	4.600	
				E:	8.250	8.650	
				ND:			
19	94	Daniel Yoon	SCATS	Fin:	13.250	12.750	26.000
				D:	4.800	4.800	
				E:	8.750	8.250	
				ND:	-0.300	-0.300	
20	28	Dante LaBarre	USA Flairs	Fin:	12.850	13.100	25.950
				D:	4.600	4.600	
				E:	8.250	8.500	
				ND:			
21T	79	Josh Zeal	Buffalo Grove	Fin:	12.500	13.100	25.600
				D:	4.800	4.800	
				E:	7.800	8.300	
				ND:	-0.100		
21T	53	Anton Vorona	TAG USA	Fin:	13.200	12.400	25.600
				D:	4.900	4.900	
				E:	8.300	7.500	
				ND:			
23	74	Ethan Esval	Atlanta School	Fin:	13.200	12.000	25.200
				D:	4.600	4.100	
				E:	8.600	7.900	
				ND:			
24	5	Andrew Bitner	Gymnastix Train Ctr	Fin:	11.700	13.450	25.150
				D:	5.500	5.100	
				E:	6.200	8.350	
				ND:			

2015 P&G Championships - Men Day 2

Page: 3
Printed: 8/16/2015 9:46:58 PM

Event Results - 15-16

Men / J5
Session: 3M

Aug 16, 2015

#1 = 2015 P&G Championships - Men Day 2: 100%

#2 = 2015 P&G Championships - Men Day 1: 100%



Place	Num	Name	Gym		#2	#1	Score
25	68	Mitchell Brown	DeVeau's	Fin:	12.050	12.900	24.950
				D:	4.300	4.300	
				E:	7.750	8.600	
				ND:			
26	33	Mitchell Mandozzi	New England Acad	Fin:	12.250	12.500	24.750
				D:	4.300	4.900	
				E:	7.950	7.600	
				ND:			
27	77	Andrew Brower	US Gym DC	Fin:	13.150	11.550	24.700
				D:	5.000	4.500	
				E:	8.150	7.050	
				ND:			
28	40	Brennan Pantazis	Gym Nevada	Fin:	11.550	13.100	24.650
				D:	5.500	5.900	
				E:	6.050	7.200	
				ND:			
29	46	Shane Sadighi	Azarian	Fin:	10.600	12.400	23.000
				D:	4.000	5.500	
				E:	6.600	7.200	
				ND:		-0.300	

2015 P&G Championships - Men Day 2

Event Results - 15-16

Aug 16, 2015

#1 = 2015 P&G Championships - Men Day 2: 100%

#2 = 2015 P&G Championships - Men Day 1: 100%



Place	Num	Name	Gym		#2	#1	Score
1	37	Nicholas Merryman	New England Acad	Fin:	13.450	14.200	27.650
				D:	4.700	5.000	
				E:	8.750	9.200	
				ND:			
2	19	Bennet Huang	WCOGA	Fin:	13.600	13.900	27.500
				D:	5.400	5.500	
				E:	8.200	8.400	
				ND:			
3	51	Favian Valdez	US Gym DC	Fin:	13.300	14.000	27.300
				D:	5.600	5.600	
				E:	7.700	8.400	
				ND:			
4	68	Mitchell Brown	DeVeau's	Fin:	13.150	13.600	26.750
				D:	4.900	4.900	
				E:	8.250	8.700	
				ND:			
5	77	Andrew Brower	US Gym DC	Fin:	12.800	13.750	26.550
				D:	4.800	5.200	
				E:	8.000	8.550	
				ND:			
6	53	Anton Vorona	TAG USA	Fin:	12.650	13.500	26.150
				D:	4.400	4.400	
				E:	8.250	9.100	
				ND:			
7	22	Davis Grooms	Champion Gym	Fin:	13.050	13.000	26.050
				D:	5.200	4.900	
				E:	7.850	8.100	
				ND:			
8T	20	Tanner Justus	Cypress Academy	Fin:	12.400	13.550	25.950
				D:	5.100	5.100	
				E:	7.300	8.450	
				ND:			
8T	55	Jacob Moore	Twistars USA	Fin:	12.150	13.800	25.950
				D:	5.400	5.400	
				E:	6.750	8.400	
				ND:			
10	79	Josh Zeal	Buffalo Grove	Fin:	12.450	13.400	25.850
				D:	4.600	4.700	
				E:	7.850	8.700	
				ND:			
11	34	Addison Chung	New England Sports	Fin:	12.600	13.200	25.800
				D:	4.600	4.600	
				E:	8.000	8.600	
				ND:			
12	35	Joshua Martin	Aerial	Fin:	12.300	13.000	25.300
				D:	4.000	4.000	
				E:	8.300	9.000	
				ND:			

2015 P&G Championships - Men Day 2

Event Results - 15-16

Aug 16, 2015

#1 = 2015 P&G Championships - Men Day 2: 100%

#2 = 2015 P&G Championships - Men Day 1: 100%



Place	Num	Name	Gym		#2	#1	Score
13	32	Jacob Light	Parkettes	Fin:	12.200	12.900	25.100
				D:	4.600	4.800	
				E:	7.600	8.100	
				ND:			
14	90	Matthew Wenske	Cypress Academy	Fin:	11.600	13.300	24.900
				D:	4.700	4.800	
				E:	6.900	8.500	
				ND:			
15	67	Timothy Kutyla	US Gym DC	Fin:	12.250	12.550	24.800
				D:	4.400	4.300	
				E:	7.850	8.250	
				ND:			
16	74	Ethan Esval	Atlanta School	Fin:	10.750	13.550	24.300
				D:	3.700	4.600	
				E:	7.050	8.950	
				ND:			
17	23	Shane Wiskus	MHG	Fin:	11.350	12.900	24.250
				D:	4.400	4.800	
				E:	6.950	8.100	
				ND:			
18	46	Shane Sadighi	Azarian	Fin:	12.150	12.000	24.150
				D:	4.500	4.600	
				E:	7.650	7.400	
				ND:			
19	31	Evan Hymanson	Monmouth	Fin:	11.550	12.350	23.900
				D:	4.300	4.300	
				E:	7.250	8.050	
				ND:			
20T	13	Andrew Herrador	WCOGA	Fin:	10.900	12.600	23.500
				D:	4.200	4.200	
				E:	6.700	8.400	
				ND:			
20T	52	Alexei Vernyi	Cypress Academy	Fin:	11.100	12.400	23.500
				D:	4.500	4.500	
				E:	6.600	7.900	
				ND:			
22	40	Brennan Pantazis	Gym Nevada	Fin:	11.150	12.300	23.450
				D:	5.300	5.200	
				E:	5.850	7.100	
				ND:			
23	5	Andrew Bitner	Gymnastix Train Ctr	Fin:	10.000	13.300	23.300
				D:	4.400	5.200	
				E:	5.600	8.100	
				ND:			
24	15	Maxim Andryushchenko	Lake Shore	Fin:	10.650	12.550	23.200
				D:	5.000	4.700	
				E:	5.650	7.850	
				ND:			

2015 P&G Championships - Men Day 2

Event Results - 15-16

Aug 16, 2015

Page: 3
Printed: 8/16/2015 9:47:04 PM

Men / J5
Session: 3M

#1 = 2015 P&G Championships - Men Day 2: 100%

#2 = 2015 P&G Championships - Men Day 1: 100%



Place	Num	Name	Gym		#2	#1	Score
25	30	Connor Lewis	Integrity	Fin:	10.700	12.200	22.900
				D:	3.800	3.800	
				E:	6.900	8.400	
				ND:			
26	42	Bailey Perez	Premier	Fin:	10.350	12.100	22.450
				D:	4.300	4.300	
				E:	6.050	7.800	
				ND:			
27	28	Dante LaBarre	USA Flairs	Fin:	11.300	11.050	22.350
				D:	4.200	3.600	
				E:	7.100	7.450	
				ND:			
28	94	Daniel Yoon	SCATS	Fin:	10.700	11.400	22.100
				D:	4.300	4.300	
				E:	6.400	7.100	
				ND:			
29	33	Mitchell Mandozzi	New England Acad	Fin:	9.900	12.050	21.950
				D:	3.600	4.600	
				E:	6.300	7.450	
				ND:			

2015 P&G Championships - Men Day 2

Event Results - 15-16

Aug 16, 2015

#1 = 2015 P&G Championships - Men Day 2: 100%

#2 = 2015 P&G Championships - Men Day 1: 100%



Place	Num	Name	Gym		#2	#1	Score
1	23	Shane Wiskus	MHG	Fin:	13.950	14.200	28.150
				D:	5.300	5.300	
				E:	8.650	8.900	
				ND:			
2	22	Davis Grooms	Champion Gym	Fin:	13.900	13.850	27.750
				D:	5.400	5.300	
				E:	8.500	8.550	
				ND:			
3	90	Matthew Wenske	Cypress Academy	Fin:	13.350	13.950	27.300
				D:	5.000	5.100	
				E:	8.350	8.850	
				ND:			
4T	20	Tanner Justus	Cypress Academy	Fin:	13.400	13.750	27.150
				D:	4.800	4.800	
				E:	8.600	8.950	
				ND:			
4T	32	Jacob Light	Parkettes	Fin:	13.250	13.900	27.150
				D:	5.100	5.100	
				E:	8.150	8.800	
				ND:			
6T	34	Addison Chung	New England Sports	Fin:	13.500	13.550	27.050
				D:	4.500	4.500	
				E:	9.000	9.050	
				ND:			
6T	46	Shane Sadighi	Azarian	Fin:	13.450	13.600	27.050
				D:	4.800	4.800	
				E:	8.650	8.800	
				ND:			
8	40	Brennan Pantazis	Gym Nevada	Fin:	13.500	13.450	26.950
				D:	5.400	5.300	
				E:	8.100	8.150	
				ND:			
9T	37	Nicholas Merryman	New England Acad	Fin:	13.050	13.600	26.650
				D:	4.700	4.700	
				E:	8.350	8.900	
				ND:			
9T	31	Evan Hymanson	Monmouth	Fin:	13.400	13.250	26.650
				D:	4.900	4.900	
				E:	8.500	8.350	
				ND:			
9T	55	Jacob Moore	Twistars USA	Fin:	13.400	13.250	26.650
				D:	4.700	4.700	
				E:	8.700	8.550	
				ND:			
12	53	Anton Vorona	TAG USA	Fin:	13.000	13.600	26.600
				D:	4.900	4.900	
				E:	8.100	8.700	
				ND:			

2015 P&G Championships - Men Day 2

Event Results - 15-16

Aug 16, 2015

#1 = 2015 P&G Championships - Men Day 2: 100%

#2 = 2015 P&G Championships - Men Day 1: 100%



Place	Num	Name	Gym		#2	#1	Score
13	5	Andrew Bitner	Gymnastix Train Ctr	Fin:	13.200	13.300	26.500
				D:	4.800	4.800	
				E:	8.400	8.500	
				ND:			
14	15	Maxim Andryushchenko	Lake Shore	Fin:	13.450	13.000	26.450
				D:	5.100	5.100	
				E:	8.350	7.900	
				ND:			
15	28	Dante LaBarre	USA Flairs	Fin:	13.100	13.200	26.300
				D:	4.800	4.800	
				E:	8.300	8.400	
				ND:			
16	33	Mitchell Mandozzi	New England Acad	Fin:	12.950	13.300	26.250
				D:	4.300	4.300	
				E:	8.650	9.000	
				ND:			
17	77	Andrew Brower	US Gym DC	Fin:	13.250	12.950	26.200
				D:	5.000	5.000	
				E:	8.250	7.950	
				ND:			
18	52	Alexei Vernyi	Cypress Academy	Fin:	12.500	13.400	25.900
				D:	4.700	4.600	
				E:	7.800	8.800	
				ND:			
19T	67	Timothy Kutyla	US Gym DC	Fin:	12.800	13.050	25.850
				D:	5.000	4.700	
				E:	7.800	8.350	
				ND:			
19T	74	Ethan Esval	Atlanta School	Fin:	12.350	13.500	25.850
				D:	4.600	4.600	
				E:	7.750	8.900	
				ND:			
21	42	Bailey Perez	Premier	Fin:	12.700	13.050	25.750
				D:	4.700	4.900	
				E:	8.000	8.150	
				ND:			
22	13	Andrew Herrador	WCOGA	Fin:	13.000	12.600	25.600
				D:	4.800	4.800	
				E:	8.200	7.800	
				ND:			
23	19	Bennet Huang	WCOGA	Fin:	12.600	12.650	25.250
				D:	4.400	4.400	
				E:	8.200	8.250	
				ND:			
24	94	Daniel Yoon	SCATS	Fin:	12.500	12.550	25.050
				D:	4.700	4.700	
				E:	7.800	7.850	
				ND:			

2015 P&G Championships - Men Day 2

Event Results - 15-16

Aug 16, 2015

Page: 3
Printed: 8/16/2015 9:47:10 PM

Men / J5
Session: 3M

#1 = 2015 P&G Championships - Men Day 2: 100%

#2 = 2015 P&G Championships - Men Day 1: 100%



Place	Num	Name	Gym		#2	#1	Score
25	79	Josh Zeal	Buffalo Grove	Fin:	12.450	12.500	24.950
				D:	4.600	4.500	
				E:	7.850	8.000	
				ND:			
26	30	Connor Lewis	Integrity	Fin:	12.250	12.600	24.850
				D:	4.400	4.400	
				E:	7.850	8.200	
				ND:			
27	35	Joshua Martin	Aerial	Fin:	12.400	12.150	24.550
				D:	4.400	4.400	
				E:	8.000	7.750	
				ND:			
28	51	Favian Valdez	US Gym DC	Fin:	11.850	12.150	24.000
				D:	5.100	5.100	
				E:	6.750	7.050	
				ND:			
29	68	Mitchell Brown	DeVeau's	Fin:	10.950	12.100	23.050
				D:	3.600	4.400	
				E:	7.350	7.700	
				ND:			

2015 P&G Championships - Men Day 2

Event Results - 15-16

Aug 16, 2015

#1 = 2015 P&G Championships - Men Day 2: 100%

#2 = 2015 P&G Championships - Men Day 1: 100%



Place	Num	Name	Gym		#2	#1	Score
1	20	Tanner Justus	Cypress Academy	Fin:	14.700	15.000	29.700
				D:	5.600/0.000	5.600/0.000	
				E:	9.200/0.000	9.500/0.000	
				ND:	-0.100/	-0.100/	
2	19	Bennet Huang	WCOGA	Fin:	14.600	14.650	29.250
				D:	5.200/0.000	5.200/0.000	
				E:	9.400/0.000	9.450/0.000	
				ND:	/	/	
3	68	Mitchell Brown	DeVeau's	Fin:	14.500	14.400	28.900
				D:	5.200/0.000	5.200/0.000	
				E:	9.300/0.000	9.200/0.000	
				ND:	/	/	
4	23	Shane Wiskus	MHG	Fin:	14.300	14.550	28.850
				D:	5.200/0.000	5.200/0.000	
				E:	9.100/0.000	9.350/0.000	
				ND:	/	/	
5T	35	Joshua Martin	Aerial	Fin:	14.300	14.350	28.650
				D:	5.200/0.000	5.200/0.000	
				E:	9.100/0.000	9.250/0.000	
				ND:	/	-0.100/	
5T	42	Bailey Perez	Premier	Fin:	14.300	14.350	28.650
				D:	5.200/0.000	5.200/0.000	
				E:	9.100/0.000	9.150/0.000	
				ND:	/	/	
7T	22	Davis Grooms	Champion Gym	Fin:	14.200	14.250	28.450
				D:	4.800/0.000	4.800/0.000	
				E:	9.400/0.000	9.450/0.000	
				ND:	/	/	
7T	40	Brennan Pantazis	Gym Nevada	Fin:	14.150	14.300	28.450
				D:	5.200/0.000	5.200/0.000	
				E:	9.050/0.000	9.100/0.000	
				ND:	-0.100/	/	
9	30	Connor Lewis	Integrity	Fin:	14.100	14.300	28.400
				D:	5.200/0.000	5.200/0.000	
				E:	8.900/0.000	9.100/0.000	
				ND:	/	/	
10	32	Jacob Light	Parkettes	Fin:	13.750	14.600	28.350
				D:	5.200/0.000	5.200/0.000	
				E:	8.650/0.000	9.400/0.000	
				ND:	-0.100/	/	
11	5	Andrew Bitner	Gymnastix Train Ctr	Fin:	13.900	14.400	28.300
				D:	5.200/0.000	5.200/0.000	
				E:	8.700/0.000	9.200/0.000	
				ND:	/	/	
12	79	Josh Zeal	Buffalo Grove	Fin:	14.000	14.250	28.250
				D:	4.800/0.000	4.800/0.000	
				E:	9.200/0.000	9.450/0.000	
				ND:	/	/	

2015 P&G Championships - Men Day 2

Event Results - 15-16

Aug 16, 2015

#1 = 2015 P&G Championships - Men Day 2: 100%

#2 = 2015 P&G Championships - Men Day 1: 100%



Place	Num	Name	Gym		#2	#1	Score
13	51	Favian Valdez	US Gym DC	Fin:	13.900	14.250	28.150
				D:	5.200/0.000	5.200/0.000	
				E:	8.700/0.000	9.050/0.000	
				ND:	/	/	
14	52	Alexei Vernyi	Cypress Academy	Fin:	13.800	14.300	28.100
				D:	5.200/0.000	5.200/0.000	
				E:	8.900/0.000	9.200/0.000	
				ND:	-0.300/	-0.100/	
15T	15	Maxim Andryushchenko	Lake Shore	Fin:	13.850	14.150	28.000
				D:	5.200/0.000	5.200/0.000	
				E:	8.750/0.000	9.050/0.000	
				ND:	-0.100/	-0.100/	
15T	90	Matthew Wenske	Cypress Academy	Fin:	13.350	14.650	28.000
				D:	5.600/0.000	5.600/0.000	
				E:	8.050/0.000	9.050/0.000	
				ND:	-0.300/	/	
17	46	Shane Sadighi	Azarian	Fin:	14.150	13.800	27.950
				D:	5.200/0.000	5.200/0.000	
				E:	8.950/0.000	8.900/0.000	
				ND:	/	-0.300/	
18	28	Dante LaBarre	USA Flairs	Fin:	14.000	13.900	27.900
				D:	4.800/0.000	4.800/0.000	
				E:	9.200/0.000	9.100/0.000	
				ND:	/	/	
19	34	Addison Chung	New England Sports	Fin:	13.800	13.850	27.650
				D:	4.400/0.000	4.400/0.000	
				E:	9.400/0.000	9.450/0.000	
				ND:	/	/	
20T	31	Evan Hymanson	Monmouth	Fin:	13.550	13.700	27.250
				D:	4.400/0.000	4.400/0.000	
				E:	9.150/0.000	9.300/0.000	
				ND:	/	/	
20T	53	Anton Vorona	TAG USA	Fin:	13.300	13.950	27.250
				D:	5.600/0.000	4.400/0.000	
				E:	7.800/0.000	9.550/0.000	
				ND:	-0.100/	/	
22T	33	Mitchell Mandozzi	New England Acad	Fin:	13.700	13.300	27.000
				D:	4.400/0.000	4.800/0.000	
				E:	9.300/0.000	8.500/0.000	
				ND:	/	/	
22T	55	Jacob Moore	Twistars USA	Fin:	13.350	13.650	27.000
				D:	4.400/0.000	4.400/0.000	
				E:	9.050/0.000	9.250/0.000	
				ND:	-0.100/	/	
24	13	Andrew Herrador	WCOGA	Fin:	13.900	13.050	26.950
				D:	4.800/0.000	4.800/0.000	
				E:	9.100/0.000	8.350/0.000	
				ND:	/	-0.100/	

2015 P&G Championships - Men Day 2

Event Results - 15-16

Aug 16, 2015

#1 = 2015 P&G Championships - Men Day 2: 100%

#2 = 2015 P&G Championships - Men Day 1: 100%



Place	Num	Name	Gym		#2	#1	Score
25	74	Ethan Esval	Atlanta School	Fin:	13.250	13.300	26.550
				D:	4.400/0.000	4.400/0.000	
				E:	8.850/0.000	9.000/0.000	
				ND:	/	-0.100/	
26T	67	Timothy Kutyla	US Gym DC	Fin:	12.800	13.500	26.300
				D:	3.800/0.000	4.400/0.000	
				E:	9.000/0.000	9.100/0.000	
				ND:	/	/	
26T	77	Andrew Brower	US Gym DC	Fin:	13.100	13.200	26.300
				D:	4.400/0.000	4.400/0.000	
				E:	8.800/0.000	8.800/0.000	
				ND:	-0.100/	/	
28	94	Daniel Yoon	SCATS	Fin:	12.650	13.100	25.750
				D:	3.600/0.000	3.600/0.000	
				E:	9.150/0.000	9.500/0.000	
				ND:	-0.100/	/	
29	37	Nicholas Merryman	New England Acad	Fin:	12.100	12.450	24.550
				D:	3.000/0.000	3.600/0.000	
				E:	9.100/0.000	8.850/0.000	
				ND:	/	/	

2015 P&G Championships - Men Day 2

Page: 1
Printed: 8/16/2015 9:47:22 PM

Event Results - 15-16

Men / J5
Session: 3M

Aug 16, 2015

#1 = 2015 P&G Championships - Men Day 2: 100%

#2 = 2015 P&G Championships - Men Day 1: 100%



Place	Num	Name	Gym		#2	#1	Score
1	90	Matthew Wenske	Cypress Academy	Fin:	13.550	14.050	27.600
				D:	5.300	5.300	
				E:	8.250	8.750	
				ND:			
2	52	Alexei Vernyi	Cypress Academy	Fin:	13.850	13.500	27.350
				D:	4.600	4.600	
				E:	9.250	8.900	
				ND:			
3	23	Shane Wiskus	MHG	Fin:	12.500	14.750	27.250
				D:	5.500	5.500	
				E:	7.000	9.250	
				ND:			
4	51	Favian Valdez	US Gym DC	Fin:	13.750	13.300	27.050
				D:	5.200	5.200	
				E:	8.550	8.100	
				ND:			
5T	20	Tanner Justus	Cypress Academy	Fin:	12.950	13.900	26.850
				D:	4.900	4.900	
				E:	8.050	9.000	
				ND:			
5T	77	Andrew Brower	US Gym DC	Fin:	12.900	13.950	26.850
				D:	4.900	4.900	
				E:	8.000	9.050	
				ND:			
7T	55	Jacob Moore	Twistars USA	Fin:	13.450	13.200	26.650
				D:	4.200	4.200	
				E:	9.250	9.000	
				ND:			
7T	79	Josh Zeal	Buffalo Grove	Fin:	13.150	13.500	26.650
				D:	4.800	4.800	
				E:	8.350	8.700	
				ND:			
9	22	Davis Grooms	Champion Gym	Fin:	12.800	13.700	26.500
				D:	4.800	5.100	
				E:	8.000	8.600	
				ND:			
10T	35	Joshua Martin	Aerial	Fin:	13.350	13.100	26.450
				D:	4.800	4.800	
				E:	8.550	8.300	
				ND:			
10T	34	Addison Chung	New England Sports	Fin:	13.050	13.400	26.450
				D:	4.200	4.200	
				E:	8.850	9.200	
				ND:			
12	67	Timothy Kutyla	US Gym DC	Fin:	13.050	13.350	26.400
				D:	4.500	4.500	
				E:	8.550	8.850	
				ND:			

2015 P&G Championships - Men Day 2

Event Results - 15-16

Aug 16, 2015

#1 = 2015 P&G Championships - Men Day 2: 100%

#2 = 2015 P&G Championships - Men Day 1: 100%



Place	Num	Name	Gym		#2	#1	Score
13	74	Ethan Esval	Atlanta School	Fin:	13.000	13.250	26.250
				D:	4.300	4.300	
				E:	8.700	8.950	
				ND:			
14	68	Mitchell Brown	DeVeau's	Fin:	12.500	13.550	26.050
				D:	4.300	4.300	
				E:	8.200	9.250	
				ND:			
15	19	Bennet Huang	WCOGA	Fin:	12.900	13.050	25.950
				D:	4.700	4.800	
				E:	8.200	8.250	
				ND:			
16	32	Jacob Light	Parkettes	Fin:	12.500	13.400	25.900
				D:	5.200	5.000	
				E:	7.300	8.400	
				ND:			
17	30	Connor Lewis	Integrity	Fin:	12.850	12.950	25.800
				D:	5.100	5.100	
				E:	7.750	7.850	
				ND:			
18	37	Nicholas Merryman	New England Acad	Fin:	12.250	13.400	25.650
				D:	4.500	4.400	
				E:	7.750	9.000	
				ND:			
19	42	Bailey Perez	Premier	Fin:	12.750	12.750	25.500
				D:	4.800	4.800	
				E:	7.950	7.950	
				ND:			
20	5	Andrew Bitner	Gymnastix Train Ctr	Fin:	12.200	13.200	25.400
				D:	4.400	4.500	
				E:	7.800	8.700	
				ND:			
21T	15	Maxim Andryushchenko	Lake Shore	Fin:	13.450	11.850	25.300
				D:	5.200	5.200	
				E:	8.250	6.650	
				ND:			
21T	53	Anton Vorona	TAG USA	Fin:	11.750	13.550	25.300
				D:	4.500	5.400	
				E:	7.250	8.150	
				ND:			
23	40	Brennan Pantazis	Gym Nevada	Fin:	13.150	12.000	25.150
				D:	5.500	4.600	
				E:	7.650	7.400	
				ND:			
24	33	Mitchell Mandozzi	New England Acad	Fin:	11.700	13.150	24.850
				D:	4.900	5.300	
				E:	6.800	7.850	
				ND:			

2015 P&G Championships - Men Day 2

Page: 3
Printed: 8/16/2015 9:47:22 PM

Event Results - 15-16

Men / J5
Session: 3M

Aug 16, 2015

#1 = 2015 P&G Championships - Men Day 2: 100%

#2 = 2015 P&G Championships - Men Day 1: 100%



Place	Num	Name	Gym		#2	#1	Score
25	94	Daniel Yoon	SCATS	Fin:	12.350	12.050	24.400
				D:	4.700	4.500	
				E:	7.650	7.550	
				ND:			
26	13	Andrew Herrador	WCOGA	Fin:	12.550	11.750	24.300
				D:	4.300	4.300	
				E:	8.250	7.450	
				ND:			
27	28	Dante LaBarre	USA Flairs	Fin:	12.250	11.700	23.950
				D:	4.900	5.000	
				E:	7.350	6.700	
				ND:			
28	31	Evan Hymanson	Monmouth	Fin:	11.100	12.800	23.900
				D:	4.200	4.600	
				E:	6.900	8.200	
				ND:			
29	46	Shane Sadighi	Azarian	Fin:	11.400	11.800	23.200
				D:	4.400	4.400	
				E:	7.000	7.400	
				ND:			

2015 P&G Championships - Men Day 2

Event Results - 15-16

Aug 16, 2015

#1 = 2015 P&G Championships - Men Day 2: 100%

#2 = 2015 P&G Championships - Men Day 1: 100%



Place	Num	Name	Gym		#2	#1	Score
1	22	Davis Grooms	Champion Gym	Fin:	13.750	13.700	27.450
				D:	5.300	5.200	
				E:	8.450	8.500	
				ND:			
2T	33	Mitchell Mandozzi	New England Acad	Fin:	13.750	13.200	26.950
				D:	4.600	4.600	
				E:	9.150	8.600	
				ND:			
2T	34	Addison Chung	New England Sports	Fin:	13.400	13.550	26.950
				D:	4.700	4.800	
				E:	8.700	8.750	
				ND:			
4T	13	Andrew Herrador	WCOGA	Fin:	13.250	13.550	26.800
				D:	4.800	4.900	
				E:	8.450	8.650	
				ND:			
4T	74	Ethan Esval	Atlanta School	Fin:	13.350	13.450	26.800
				D:	4.200	4.200	
				E:	9.150	9.250	
				ND:			
4T	19	Bennet Huang	WCOGA	Fin:	13.400	13.400	26.800
				D:	4.600	4.800	
				E:	8.800	8.600	
				ND:			
7	52	Alexei Vernyi	Cypress Academy	Fin:	13.600	13.150	26.750
				D:	4.900	4.800	
				E:	8.700	8.350	
				ND:			
8	90	Matthew Wenske	Cypress Academy	Fin:	13.500	13.200	26.700
				D:	5.000	4.900	
				E:	8.500	8.300	
				ND:			
9	42	Bailey Perez	Premier	Fin:	13.250	13.300	26.550
				D:	4.800	4.900	
				E:	8.450	8.400	
				ND:			
10	94	Daniel Yoon	SCATS	Fin:	13.200	13.200	26.400
				D:	4.400	4.400	
				E:	8.800	8.800	
				ND:			
11	67	Timothy Kutyla	US Gym DC	Fin:	12.950	13.400	26.350
				D:	4.700	4.800	
				E:	8.250	8.600	
				ND:			
12T	28	Dante LaBarre	USA Flairs	Fin:	14.150	12.100	26.250
				D:	5.100	4.700	
				E:	9.050	7.400	
				ND:			

2015 P&G Championships - Men Day 2

Event Results - 15-16

Aug 16, 2015

#1 = 2015 P&G Championships - Men Day 2: 100%

#2 = 2015 P&G Championships - Men Day 1: 100%



Place	Num	Name	Gym		#2	#1	Score
12T	31	Evan Hymanson	Monmouth	Fin:	12.850	13.400	26.250
				D:	4.800	5.300	
				E:	8.050	8.100	
				ND:			
14T	53	Anton Vorona	TAG USA	Fin:	12.850	13.250	26.100
				D:	4.500	4.500	
				E:	8.350	8.750	
				ND:			
14T	40	Brennan Pantazis	Gym Nevada	Fin:	13.150	12.950	26.100
				D:	5.000	5.000	
				E:	8.150	7.950	
				ND:			
16	23	Shane Wiskus	MHG	Fin:	13.300	12.700	26.000
				D:	5.100	4.900	
				E:	8.200	7.800	
				ND:			
17	15	Maxim Andryushchenko	Lake Shore	Fin:	12.750	13.050	25.800
				D:	5.100	5.000	
				E:	7.650	8.050	
				ND:			
18	77	Andrew Brower	US Gym DC	Fin:	12.950	12.700	25.650
				D:	4.700	4.600	
				E:	8.250	8.100	
				ND:			
19	20	Tanner Justus	Cypress Academy	Fin:	12.350	13.150	25.500
				D:	4.600	4.600	
				E:	7.750	8.550	
				ND:			
20T	35	Joshua Martin	Aerial	Fin:	12.750	12.700	25.450
				D:	4.500	4.200	
				E:	8.250	8.500	
				ND:			
20T	46	Shane Sadighi	Azarian	Fin:	12.700	12.750	25.450
				D:	4.600	4.700	
				E:	8.100	8.050	
				ND:			
22T	51	Favian Valdez	US Gym DC	Fin:	11.950	13.250	25.200
				D:	5.000	5.000	
				E:	6.950	8.250	
				ND:			
22T	68	Mitchell Brown	DeVeau's	Fin:	12.650	12.550	25.200
				D:	4.400	4.100	
				E:	8.250	8.450	
				ND:			
24	5	Andrew Bitner	Gymnastix Train Ctr	Fin:	11.450	13.550	25.000
				D:	4.000	4.800	
				E:	7.450	8.750	
				ND:			

2015 P&G Championships - Men Day 2

Event Results - 15-16

Aug 16, 2015

Page: 3
Printed: 8/16/2015 9:47:29 PM

Men / J5
Session: 3M

#1 = 2015 P&G Championships - Men Day 2: 100%

#2 = 2015 P&G Championships - Men Day 1: 100%



Place	Num	Name	Gym		#2	#1	Score
25	37	Nicholas Merryman	New England Acad	Fin:	11.700	13.100	24.800
				D:	4.700	4.600	
				E:	7.000	8.500	
				ND:			
26	55	Jacob Moore	Twistars USA	Fin:	12.300	12.400	24.700
				D:	4.600	4.700	
				E:	7.700	7.700	
				ND:			
27	79	Josh Zeal	Buffalo Grove	Fin:	12.850	11.600	24.450
				D:	4.300	3.500	
				E:	8.550	8.100	
				ND:			
28	32	Jacob Light	Parkettes	Fin:	12.400	11.000	23.400
				D:	4.000	3.100	
				E:	8.400	7.900	
				ND:			
29	30	Connor Lewis	Integrity	Fin:	13.250	8.900	22.150
				D:	4.300	3.500	
				E:	8.950	5.400	
				ND:			

2015 P&G Championships - Men Day 1

Meet Results - 17-18







Aug 14, 2015

Page: 1
Printed: 8/14/2015 3:42:01 PM

Men / J7

Session: 1M

Judge's Signatures

Rank	Num	Name	Gym							AA
1	4	Yul Moldauer	Univ of Oklahoma	Diff: 5.700	5.500	5.500	5.200	6.000	5.100	
				Exec: 8.750	8.700	8.600	9.300	8.850	8.900	
				ND:						
				Final: 14.450	14.200	14.100	14.500	14.850	14.000	86.100
				Place: 1	1	4T	3*	1	2T	1
2	38	Peter Daggett	Univ of Oklahoma	Diff: 5.400	5.100	5.500	4.800	5.400	5.300	
				Exec: 8.900	8.000	8.900	9.100	8.850	8.800	
				ND:						
				Final: 14.300	13.100	14.400	13.900	14.250	14.100	84.050
				Place: 2T	6	1	9	2	1	2
3	39	Kiwan Watts	Above The Bar	Diff: 5.800	5.000	5.700	5.200	5.500	5.000	
				Exec: 8.500	8.150	8.550	9.300	8.100	9.000	
				ND:						
				Final: 14.300	13.150	14.250	14.500	13.600	14.000	83.800
				Place: 2T	5	3	3*	5	2T	3
4	97	Jordan King	Univ of Nebraska	Diff: 5.600	5.000	5.200	5.200	5.300	5.300	
				Exec: 8.550	8.200	8.900	9.000	8.750	8.550	
				ND:						
				Final: 14.150	13.200	14.100	14.200	14.050	13.850	83.550
				Place: 5	4	4T	5*	3	4	4
5	76	Tristan Burke	WOGA Frisco	Diff: 6.100	5.200	5.400	5.600	5.500	5.200	
				Exec: 7.200	8.250	8.900	9.300	7.550	8.250	
				ND:						
				Final: 13.300	13.450	14.300	14.900	13.050	13.450	82.450
				Place: 9	2	2	2	8	7	5
6	6	Levi Anderson	Univ of Oklahoma	Diff: 6.000	5.300	5.600	5.200	5.400	5.800	
				Exec: 8.050	6.600	8.100	9.000	7.900	8.000	
				ND:						
				Final: 14.050	11.900	13.700	14.200	13.300	13.800	80.950
				Place: 6	10	7	5*	6T	5	6
7	95	Anton Stephenson	Univ of Nebraska	Diff: 5.800	5.300	4.600	5.600	5.400	4.600	
				Exec: 8.200	8.100	7.400	8.550	8.250	8.100	
				ND: -0.100			-0.100			
				Final: 13.900	13.400	12.000	14.050	13.650	12.700	79.700
				Place: 7	3	11	8	4	11	7
8T	1	Emyre Cole	Go For It	Diff: 5.900	4.100	4.800	5.600	5.000	5.000	
				Exec: 8.300	6.450	8.150	9.400	8.300	7.900	
				ND:						
				Final: 14.200	10.550	12.950	15.000	13.300	12.900	78.900
				Place: 4	11	10	1	6T	10	8T
8T	54	Tanner West	Cypress Academy	Diff: 5.100	4.800	5.000	5.200	5.100	4.100	
				Exec: 7.350	7.950	9.050	8.900	7.250	9.100	
				ND:						
				Final: 12.450	12.750	14.050	14.100	12.350	13.200	78.900
				Place: 11	7	6	7	9	8	8T
10	25	Michael Burns	Hocking Valley	Diff: 5.200	5.600	5.500	4.400	5.400	5.600	
				Exec: 8.350	7.050	7.800	8.350	6.300	7.900	
				ND:			-0.100			
				Final: 13.550	12.650	13.300	12.650	11.700	13.500	77.350
				Place: 8	8	8	11	10	6	10







2015 P&G Championships - Men Day 1

Meet Results - 17-18

Aug 14, 2015

Page: 2
Printed: 8/14/2015 3:42:01 PM

Men / J7
Session: 1M

Rank	Num	Name	Gym							AA	
11	65	Marcos Gatinho	Universal	Diff: 5.100	5.200	4.700	4.400	4.400	4.500		
				Exec: 8.100	7.150	8.450	9.150	6.650	8.500		
				ND:							
				Final:	<u>13.200</u>	<u>12.350</u>	<u>13.150</u>	<u>13.550</u>	<u>11.050</u>	<u>13.000</u>	76.300
				Place:	10	9	9	10	11	9	11

2015 P&G Championships - Men Day 2

Meet Results - 17-18







Aug 16, 2015

Page: 1
Printed: 8/16/2015 9:46:45 PM

Men / J7

Session: 3M

Judge's Signatures

Rank	Num	Name/Gym								AA
1	39	Kiwan Watts Above The Bar	Prelims	Final: 14.300	13.150	14.250	14.500	13.600	14.000	83.800
				D/E: 5.8 / 8.500	5.0 / 8.150	5.7 / 8.550	5.2 / 9.300	5.5 / 8.100	5.0 / 9.000	ND:
			Finals	Final: 12.850	13.800	14.650	14.400	13.500	13.950	83.150
				D/E: 5.4 / 7.750	5.0 / 8.800	5.7 / 8.950	5.2 / 9.200	5.5 / 8.000	5.0 / 8.950	ND: -0.3
Combined Total: 166.950										
2	97	Jordan King Univ of Nebraska	Prelims	Final: 14.150	13.200	14.100	14.200	14.050	13.850	83.550
				D/E: 5.6 / 8.550	5.0 / 8.200	5.2 / 8.900	5.2 / 9.000	5.3 / 8.750	5.3 / 8.550	ND:
			Finals	Final: 14.200	13.750	14.200	14.200	13.450	13.300	83.100
				D/E: 5.5 / 8.700	5.1 / 8.650	5.2 / 9.000	5.2 / 9.000	5.3 / 8.150	5.2 / 8.100	ND:
Combined Total: 166.650										
3	6	Levi Anderson Univ of Oklahoma	Prelims	Final: 14.050	11.900	13.700	14.200	13.300	13.800	80.950
				D/E: 6.0 / 8.050	5.3 / 6.600	5.6 / 8.100	5.2 / 9.000	5.4 / 7.900	5.8 / 8.000	ND:
			Finals	Final: 14.400	14.000	14.150	14.550	14.000	14.350	85.450
				D/E: 6.0 / 8.400	5.4 / 8.600	5.6 / 8.550	5.2 / 9.350	5.4 / 8.600	5.9 / 8.450	ND:
Combined Total: 166.400										
4	95	Anton Stephenson Univ of Nebraska	Prelims	Final: 13.900	13.400	12.000	14.050	13.650	12.700	79.700
				D/E: 5.8 / 8.200	5.3 / 8.100	4.6 / 7.400	5.6 / 8.550	5.4 / 8.250	4.6 / 8.100	ND: -0.1
			Finals	Final: 13.950	13.400	13.750	15.200	14.500	13.450	84.250
				D/E: 5.8 / 8.250	5.0 / 8.400	5.1 / 8.650	5.6 / 9.600	5.5 / 9.000	4.6 / 8.850	ND: -0.1
Combined Total: 163.950										
5	1	Eyre Cole Go For It	Prelims	Final: 14.200	10.550	12.950	15.000	13.300	12.900	78.900
				D/E: 5.9 / 8.300	4.1 / 6.450	4.8 / 8.150	5.6 / 9.400	5.0 / 8.300	5.0 / 7.900	ND:
			Finals	Final: 13.500	12.050	13.250	14.950	13.150	13.250	80.150
				D/E: 5.8 / 7.700	4.1 / 7.950	4.8 / 8.450	5.6 / 9.450	5.0 / 8.150	4.3 / 8.950	ND: -0.1
Combined Total: 159.050										
6	54	Tanner West Cypress Academy	Prelims	Final: 12.450	12.750	14.050	14.100	12.350	13.200	78.900
				D/E: 5.1 / 7.350	4.8 / 7.950	5.0 / 9.050	5.2 / 8.900	5.1 / 7.250	4.1 / 9.100	ND:
			Finals	Final: 13.150	12.750	14.000	14.150	12.550	12.650	79.250
				D/E: 5.1 / 8.050	4.8 / 7.950	5.0 / 9.000	5.2 / 8.950	5.1 / 7.450	4.1 / 8.550	ND:
Combined Total: 158.150										
7	65	Marcos Gatinho Universal	Prelims	Final: 13.200	12.350	13.150	13.550	11.050	13.000	76.300
				D/E: 5.1 / 8.100	5.2 / 7.150	4.7 / 8.450	4.4 / 9.150	4.4 / 6.650	4.5 / 8.500	ND:
			Finals	Final: 12.800	10.800	11.200	13.650	10.650	12.900	72.000
				D/E: 5.1 / 7.700	4.3 / 6.500	4.6 / 6.600	4.4 / 9.250	5.2 / 5.450	4.8 / 8.100	ND:
Combined Total: 148.300										







2015 P&G Championships - Men Day 2

Meet Results - 17-18

Aug 16, 2015

Page: 2
Printed: 8/16/2015 9:46:45 PM

Men / J7
Session: 3M

Rank	Num	Name/Gym								AA
8	25	Michael Burns Hocking Valley	Prelims	Final: 13.550	12.650	13.300	12.650	11.700	13.500	77.350
				D/E: 5.2 / 8.350	5.6 / 7.050	5.5 / 7.800	4.4 / 8.350	5.4 / 6.300	5.6 / 7.900	
				ND:			-0.1			
			Finals	Final: 0.000	0.000	12.900	0.000	0.000	0.000	12.900
				D/E: 0.0 / 0.000	0.0 / 0.000	5.5 / 7.400	0.0 / 0.000	0.0 / 0.000	0.0 / 0.000	
				ND:						
<u>Combined Total:</u> <u>90.250</u>										

2015 P&G Championships - Men Day 2

Page: 1
Printed: 8/16/2015 9:47:50 PM

Event Results - 17-18

Men / J7
Session: 3M

Aug 16, 2015

#1 = 2015 P&G Championships - Men Day 2: 100%

#2 = 2015 P&G Championships - Men Day 1: 100%



Place	Num	Name	Gym		#2	#1	Score
1	6	Levi Anderson	Univ of Oklahoma	Fin:	14.050	14.400	28.450
				D:	6.000	6.000	
				E:	8.050	8.400	
				ND:			
2	97	Jordan King	Univ of Nebraska	Fin:	14.150	14.200	28.350
				D:	5.600	5.500	
				E:	8.550	8.700	
				ND:			
3	95	Anton Stephenson	Univ of Nebraska	Fin:	13.900	13.950	27.850
				D:	5.800	5.800	
				E:	8.200	8.250	
				ND:	-0.100	-0.100	
4	1	Emyre Cole	Go For It	Fin:	14.200	13.500	27.700
				D:	5.900	5.800	
				E:	8.300	7.700	
				ND:			
5	39	Kiwan Watts	Above The Bar	Fin:	14.300	12.850	27.150
				D:	5.800	5.400	
				E:	8.500	7.750	
				ND:		-0.300	
6	65	Marcos Gatinho	Universal	Fin:	13.200	12.800	26.000
				D:	5.100	5.100	
				E:	8.100	7.700	
				ND:			
7	54	Tanner West	Cypress Academy	Fin:	12.450	13.150	25.600
				D:	5.100	5.100	
				E:	7.350	8.050	
				ND:			
8	25	Michael Burns	Hocking Valley	Fin:	13.550	0.000	13.550
				D:	5.200	0.000	
				E:	8.350	0.000	
				ND:			

2015 P&G Championships - Men Day 2

Page: 1
Printed: 8/16/2015 9:47:56 PM

Event Results - 17-18

Men / J7
Session: 3M

Aug 16, 2015

#1 = 2015 P&G Championships - Men Day 2: 100%

#2 = 2015 P&G Championships - Men Day 1: 100%



Place	Num	Name	Gym		#2	#1	Score
1T	39	Kiwan Watts	Above The Bar	Fin:	13.150	13.800	26.950
				D:	5.000	5.000	
				E:	8.150	8.800	
				ND:			
1T	97	Jordan King	Univ of Nebraska	Fin:	13.200	13.750	26.950
				D:	5.000	5.100	
				E:	8.200	8.650	
				ND:			
3	95	Anton Stephenson	Univ of Nebraska	Fin:	13.400	13.400	26.800
				D:	5.300	5.000	
				E:	8.100	8.400	
				ND:			
4	6	Levi Anderson	Univ of Oklahoma	Fin:	11.900	14.000	25.900
				D:	5.300	5.400	
				E:	6.600	8.600	
				ND:			
5	54	Tanner West	Cypress Academy	Fin:	12.750	12.750	25.500
				D:	4.800	4.800	
				E:	7.950	7.950	
				ND:			
6	65	Marcos Gatinho	Universal	Fin:	12.350	10.800	23.150
				D:	5.200	4.300	
				E:	7.150	6.500	
				ND:			
7	1	Emyre Cole	Go For It	Fin:	10.550	12.050	22.600
				D:	4.100	4.100	
				E:	6.450	7.950	
				ND:			
8	25	Michael Burns	Hocking Valley	Fin:	12.650	0.000	12.650
				D:	5.600	0.000	
				E:	7.050	0.000	
				ND:			

2015 P&G Championships - Men Day 2

Page: 1
Printed: 8/16/2015 9:48:02 PM

Event Results - 17-18

Men / J7
Session: 3M

Aug 16, 2015

#1 = 2015 P&G Championships - Men Day 2: 100%

#2 = 2015 P&G Championships - Men Day 1: 100%



Place	Num	Name	Gym		#2	#1	Score
1	39	Kiwan Watts	Above The Bar	Fin:	14.250	14.650	28.900
				D:	5.700	5.700	
				E:	8.550	8.950	
				ND:			
2	97	Jordan King	Univ of Nebraska	Fin:	14.100	14.200	28.300
				D:	5.200	5.200	
				E:	8.900	9.000	
				ND:			
3	54	Tanner West	Cypress Academy	Fin:	14.050	14.000	28.050
				D:	5.000	5.000	
				E:	9.050	9.000	
				ND:			
4	6	Levi Anderson	Univ of Oklahoma	Fin:	13.700	14.150	27.850
				D:	5.600	5.600	
				E:	8.100	8.550	
				ND:			
5T	1	Emyre Cole	Go For It	Fin:	12.950	13.250	26.200
				D:	4.800	4.800	
				E:	8.150	8.450	
				ND:			
5T	25	Michael Burns	Hocking Valley	Fin:	13.300	12.900	26.200
				D:	5.500	5.500	
				E:	7.800	7.400	
				ND:			
7	95	Anton Stephenson	Univ of Nebraska	Fin:	12.000	13.750	25.750
				D:	4.600	5.100	
				E:	7.400	8.650	
				ND:			
8	65	Marcos Gatinho	Universal	Fin:	13.150	11.200	24.350
				D:	4.700	4.600	
				E:	8.450	6.600	
				ND:			

2015 P&G Championships - Men Day 2

Event Results - 17-18

Aug 16, 2015

#1 = 2015 P&G Championships - Men Day 2: 100%

#2 = 2015 P&G Championships - Men Day 1: 100%



Place	Num	Name	Gym		#2	#1	Score
1	1	Emyre Cole	Go For It	Fin:	15.000	14.950	29.950
				D:	5.600/0.000	5.600/0.000	
				E:	9.400/0.000	9.450/0.000	
				ND:	/	-0.100/	
2	95	Anton Stephenson	Univ of Nebraska	Fin:	14.050	15.200	29.250
				D:	5.600/0.000	5.600/0.000	
				E:	8.550/0.000	9.600/0.000	
				ND:	-0.100/	/	
3	39	Kiwan Watts	Above The Bar	Fin:	14.500	14.400	28.900
				D:	5.200/0.000	5.200/0.000	
				E:	9.300/0.000	9.200/0.000	
				ND:	/	/	
4	6	Levi Anderson	Univ of Oklahoma	Fin:	14.200	14.550	28.750
				D:	5.200/0.000	5.200/0.000	
				E:	9.000/0.000	9.350/0.000	
				ND:	/	/	
5	97	Jordan King	Univ of Nebraska	Fin:	14.200	14.200	28.400
				D:	5.200/0.000	5.200/0.000	
				E:	9.000/0.000	9.000/0.000	
				ND:	/	/	
6	54	Tanner West	Cypress Academy	Fin:	14.100	14.150	28.250
				D:	5.200/0.000	5.200/0.000	
				E:	8.900/0.000	8.950/0.000	
				ND:	/	/	
7	65	Marcos Gatinho	Universal	Fin:	13.550	13.650	27.200
				D:	4.400/0.000	4.400/0.000	
				E:	9.150/0.000	9.250/0.000	
				ND:	/	/	
8	25	Michael Burns	Hocking Valley	Fin:	12.650	0.000	12.650
				D:	4.400/0.000	0.000/0.000	
				E:	8.350/0.000	0.000/0.000	
				ND:	-0.100/	/	

2015 P&G Championships - Men Day 2

Page: 1
Printed: 8/16/2015 9:48:12 PM

Event Results - 17-18

Men / J7
Session: 3M

Aug 16, 2015

#1 = 2015 P&G Championships - Men Day 2: 100%

#2 = 2015 P&G Championships - Men Day 1: 100%



Place	Num	Name	Gym		#2	#1	Score
1	95	Anton Stephenson	Univ of Nebraska	Fin:	13.650	14.500	28.150
				D:	5.400	5.500	
				E:	8.250	9.000	
				ND:			
2	97	Jordan King	Univ of Nebraska	Fin:	14.050	13.450	27.500
				D:	5.300	5.300	
				E:	8.750	8.150	
				ND:			
3	6	Levi Anderson	Univ of Oklahoma	Fin:	13.300	14.000	27.300
				D:	5.400	5.400	
				E:	7.900	8.600	
				ND:			
4	39	Kiwan Watts	Above The Bar	Fin:	13.600	13.500	27.100
				D:	5.500	5.500	
				E:	8.100	8.000	
				ND:			
5	1	Emyre Cole	Go For It	Fin:	13.300	13.150	26.450
				D:	5.000	5.000	
				E:	8.300	8.150	
				ND:			
6	54	Tanner West	Cypress Academy	Fin:	12.350	12.550	24.900
				D:	5.100	5.100	
				E:	7.250	7.450	
				ND:			
7	65	Marcos Gatinho	Universal	Fin:	11.050	10.650	21.700
				D:	4.400	5.200	
				E:	6.650	5.450	
				ND:			
8	25	Michael Burns	Hocking Valley	Fin:	11.700	0.000	11.700
				D:	5.400	0.000	
				E:	6.300	0.000	
				ND:			

2015 P&G Championships - Men Day 2

Page: 1
Printed: 8/16/2015 9:48:18 PM

Event Results - 17-18

Men / J7
Session: 3M

Aug 16, 2015

#1 = 2015 P&G Championships - Men Day 2: 100%

#2 = 2015 P&G Championships - Men Day 1: 100%



Place	Num	Name	Gym		#2	#1	Score
1	6	Levi Anderson	Univ of Oklahoma	Fin:	13.800	14.350	28.150
				D:	5.800	5.900	
				E:	8.000	8.450	
				ND:			
2	39	Kiwan Watts	Above The Bar	Fin:	14.000	13.950	27.950
				D:	5.000	5.000	
				E:	9.000	8.950	
				ND:			
3	97	Jordan King	Univ of Nebraska	Fin:	13.850	13.300	27.150
				D:	5.300	5.200	
				E:	8.550	8.100	
				ND:			
4T	1	Emyre Cole	Go For It	Fin:	12.900	13.250	26.150
				D:	5.000	4.300	
				E:	7.900	8.950	
				ND:			
4T	95	Anton Stephenson	Univ of Nebraska	Fin:	12.700	13.450	26.150
				D:	4.600	4.600	
				E:	8.100	8.850	
				ND:			
6	65	Marcos Gatinho	Universal	Fin:	13.000	12.900	25.900
				D:	4.500	4.800	
				E:	8.500	8.100	
				ND:			
7	54	Tanner West	Cypress Academy	Fin:	13.200	12.650	25.850
				D:	4.100	4.100	
				E:	9.100	8.550	
				ND:			
8	25	Michael Burns	Hocking Valley	Fin:	13.500	0.000	13.500
				D:	5.600	0.000	
				E:	7.900	0.000	
				ND:			

2015 P&G Championships - Men Day 1







Meet Results

Aug 14, 2015

Men / SR

Session: 2M







Judge's Signatures

Rank	Num	Name	Gym							AA
1	59	Sam Mikulak	Tm Hilton USOTC	Diff: 6.700	6.200	6.100	6.100	6.800	6.900	
				Exec: 7.650	8.900	9.150	9.400	9.450	8.650	
				ND:						
				Final: 14.350	15.100	15.250	15.500	16.250	15.550	92.000
				Place: 20	2T	7T	1	1	4	1
2	29	Donnell Whittenburg	Tm Hilton USOTC	Diff: 6.800	6.100	6.800	6.000	6.600	6.700	
				Exec: 8.600	7.800	9.100	9.350	7.750	8.050	
				ND:						
				Final: 15.400	13.900	15.900	15.350	14.350	14.750	89.650
				Place: 3	12	1	2	19	6T	2
3	73	Paul Ruggeri III	Tm Hilton USOTC	Diff: 6.700	5.000	5.600	5.900	6.300	6.900	
				Exec: 8.650	7.950	8.800	9.450	8.150	9.050	
				ND:			-0.100			
				Final: 15.350	12.950	14.400	15.250	14.450	15.950	88.350
				Place: 4	26	15	3	17T	2	3
4	11	Jonathan Horton	Tm Hilton Cypress	Diff: 6.300	5.200	6.300	5.600	6.300	6.600	
				Exec: 8.600	8.500	8.750	8.400	8.850	8.900	
				ND:						
				Final: 14.900	13.700	15.050	14.000	15.150	15.500	88.300
				Place: 10	16T	11T	28	4	5	4
5	41	Danell Leyva	Tm Hilton Universal	Diff: 6.500	6.400	5.600	5.200	7.100	7.300	
				Exec: 6.700	8.200	8.450	9.400	8.600	8.700	
				ND:	-0.100					
				Final: 13.100	14.600	14.050	14.600	15.700	16.000	88.050
				Place: 30	7	21	19*	2	1	5
6	16	Chris Brooks	Tm Hilton USOTC	Diff: 6.000	6.300	6.000	5.600	6.700	7.000	
				Exec: 7.500	6.750	9.100	9.500	8.700	8.600	
				ND:						
				Final: 13.500	13.050	15.100	15.100	15.400	15.600	87.750
				Place: 25T	25	10	5T	3	3	6
7	86	Brandon Wynn	Tm Hilton USOTC	Diff: 6.000	5.200	6.800	5.600	6.600	6.000	
				Exec: 8.500	8.050	8.900	9.150	8.300	8.600	
				ND:						
				Final: 14.500	13.250	15.700	14.750	14.900	14.600	87.700
				Place: 16*	21T	2	14	5*	9	7
8	56	Alex Naddour	Tm Hilton USA Youth	Diff: 6.500	6.800	6.200	6.000	6.000	5.600	
				Exec: 8.650	8.300	8.400	8.900	7.950	8.350	
				ND:			-0.300			
				Final: 15.150	15.100	14.600	14.600	13.950	13.950	87.350
				Place: 7	2T	14	19T	25	18T	8
9	84	Marvin Kimble	Tm Hilton USOTC	Diff: 6.100	6.600	6.300	5.600	6.000	6.400	
				Exec: 8.450	8.150	8.950	9.100	8.850	6.750	
				ND:	-0.100					
				Final: 14.450	14.750	15.250	14.700	14.850	13.150	87.150
				Place: 19	6	7T	15*	8T	30	9
10	50	Steven Legendre	Tm Hilton Oklahoma	Diff: 6.800	5.700	6.100	6.000	6.100	5.500	
				Exec: 8.850	7.400	9.200	8.400	8.450	8.450	
				ND:						
				Final: 15.650	13.100	15.300	14.400	14.550	13.950	86.950
				Place: 2	23*	6	23T	13T	18T	10

2015 P&G Championships - Men Day 1

Meet Results

Aug 14, 2015







Rank	Num	Name	Gym							AA
11	3	Donothan Bailey	Tm Hilton USOTC	Diff: 6.300	6.500	5.700	5.600	6.100	6.000	
				Exec: 8.200	8.550	8.650	8.500	8.350	8.750	
				ND: _____	_____	_____	-0.300	_____	_____	
				Final: 14.500	15.050	14.350	13.800	14.450	14.750	86.900
				Place: 16T	4T	16	29	17T	6T	11
12	26	Hunter Justus	Univ of Oklahoma	Diff: 6.000	5.000	6.000	5.600	5.900	5.100	
				Exec: 8.600	8.750	8.950	9.250	8.950	8.600	
				ND: _____	_____	_____	_____	_____	_____	
				Final: 14.600	13.750	14.950	14.850	14.850	13.700	86.700
				Place: 14T	14T	13	11*	8T	23	12
13T	49	Sean Melton	Ohio State	Diff: 5.900	6.700	6.400	5.600	6.600	5.900	
				Exec: 8.750	7.000	9.000	8.650	8.300	7.350	
				ND: _____	_____	_____	-0.100	_____	_____	
				Final: 14.650	13.700	15.400	14.150	14.900	13.250	86.050
				Place: 13	16T	5	27	5*	26	13T
13T	91	Allan Bower	Univ of Oklahoma	Diff: 5.700	6.300	5.800	5.600	6.100	5.500	
				Exec: 7.800	8.150	8.500	9.250	8.550	8.800	
				ND: _____	_____	_____	_____	_____	_____	
				Final: 13.500	14.450	14.300	14.850	14.650	14.300	86.050
				Place: 25T	8	17	11*	12	13T	13T
15	64	CJ Maestas	U.S.O.T.C.	Diff: 6.300	6.100	6.700	5.200	5.800	5.800	
				Exec: 8.750	7.350	8.850	9.200	8.250	7.600	
				ND: _____	_____	_____	_____	_____	_____	
				Final: 15.050	13.450	15.550	14.400	14.050	13.400	85.900
				Place: 9	19	3	23T	22T	24	15
16	78	Eddie Penev	Tm Hilton USOTC	Diff: 6.700	6.000	5.400	5.800	5.900	6.100	
				Exec: 8.500	7.950	7.450	9.300	8.650	7.900	
				ND: _____	_____	_____	_____	_____	_____	
				Final: 15.200	13.950	12.850	15.100	14.550	14.000	85.650
				Place: 6	10T	32	5T	13T	16T	16
17	57	Kyle Zemeir	UC Berkeley	Diff: 6.300	5.200	5.500	5.600	5.800	5.500	
				Exec: 8.300	8.100	8.700	9.300	9.050	7.700	
				ND: _____	_____	_____	_____	_____	_____	
				Final: 14.600	13.300	14.200	14.900	14.850	13.200	85.050
				Place: 14T	20	19	10	8T	27T	17
18	14	Trevor Howard	Penn State	Diff: 6.400	4.800	6.400	5.600	6.200	5.300	
				Exec: 8.400	7.100	8.800	9.050	8.350	8.550	
				ND: _____	_____	_____	_____	_____	_____	
				Final: 14.800	11.900	15.200	14.650	14.550	13.850	84.950
				Place: 11	31	9	18	13*	21*	18
19	83	Colin Van Wicklen	Univ of Oklahoma	Diff: 6.400	4.400	5.200	6.000	6.000	5.600	
				Exec: 8.900	8.500	8.800	9.100	7.150	8.800	
				ND: _____	_____	_____	_____	_____	_____	
				Final: 15.300	12.900	14.000	15.100	13.150	14.400	84.850
				Place: 5	27	22T	5T	28T	12	19
20	12	Alec Yoder	Interactive	Diff: 5.600	6.500	5.800	5.200	5.900	5.600	
				Exec: 7.700	9.100	9.250	9.400	5.450	8.850	
				ND: -0.100	_____	_____	_____	_____	_____	
				Final: 13.200	15.600	15.050	14.600	11.350	14.450	84.250
				Place: 28T	1	11T	19*	33	11	20

2015 P&G Championships - Men Day 1

Meet Results

Aug 14, 2015







Men / SR
Session: 2M

Rank	Num	Name	Gym							AA
21	18	Robert Neff	Stanford	Diff: 5.800	5.100	5.100	5.200	5.500	5.700	
				Exec: 8.450	8.550	8.350	9.050	8.650	8.600	
				ND: _____	_____	_____	_____	_____	_____	
				Final: 14.250	13.650	13.450	14.250	14.150	14.300	84.050
				Place: 22	18	30	26	21	13T	21
22	7	Matt Felleman	Penn State	Diff: 6.000	5.500	5.500	5.200	5.700	6.000	
				Exec: 8.500	8.250	8.250	9.500	8.350	7.200	
				ND: _____	_____	_____	_____	_____	_____	
				Final: 14.500	13.750	13.750	14.700	14.050	13.200	83.950
				Place: 16*	14T	27	15T	22T	27T	22
23	10	Dmitri Belanovski	Univ of Michigan	Diff: 5.700	5.700	5.300	5.200	5.800	5.900	
				Exec: 8.700	7.550	8.350	9.150	8.000	8.400	
				ND: -0.100	_____	_____	_____	_____	_____	
				Final: 14.300	13.250	13.650	14.350	13.800	14.300	83.650
				Place: 21	21T	28T	25	26	13T	23
24	45	Kevin Wolting	UC Berkeley	Diff: 6.000	5.700	5.300	5.600	5.400	5.400	
				Exec: 9.100	7.400	8.500	9.550	7.700	7.800	
				ND: _____	_____	_____	_____	_____	_____	
				Final: 15.100	13.100	13.800	15.150	13.100	13.200	83.450
				Place: 8	23*	26	4	30	27T	24
25	75	Akash Modi	Stanford	Diff: 6.500	6.100	5.700	5.600	6.400	6.200	
				Exec: 8.250	5.900	8.200	8.150	8.350	8.300	
				ND: _____	_____	_____	-0.300	_____	_____	
				Final: 14.750	12.000	13.900	13.450	14.750	14.500	83.350
				Place: 12	30	25	30	11	10	25
26	43	Adrian de los Angeles	Univ of Michigan	Diff: 6.200	5.600	5.700	5.600	6.100	5.800	
				Exec: 7.800	8.350	7.950	8.950	8.200	6.750	
				ND: -0.300	_____	_____	-0.100	_____	_____	
				Final: 13.700	13.950	13.650	14.450	14.300	12.550	82.600
				Place: 24	10T	28T	22	20	32	26
27	2	Joshua Dixon	U.S.O.T.C.	Diff: 6.600	5.600	5.200	5.800	5.100	5.900	
				Exec: 7.250	6.850	7.750	9.300	7.950	8.100	
				ND: _____	_____	_____	-0.100	_____	_____	
				Final: 13.850	12.450	12.950	15.000	13.050	14.000	81.300
				Place: 23	29	31	8T	31	16T	27
28	8	Jack Boyle	Univ of Iowa	Diff: 5.600	5.200	6.200	5.200	5.700	6.300	
				Exec: 7.600	7.350	7.800	8.000	7.450	7.050	
				ND: _____	_____	_____	-0.100	_____	_____	
				Final: 13.200	12.550	14.000	13.100	13.150	13.350	79.350
				Place: 28T	28	22T	31	28T	25	28
29	63	Leroy Clarke, Jr.	Penn State	Diff: _____	5.700	5.900	_____	5.800	5.300	
				Exec: _____	8.500	8.100	_____	7.950	8.550	
				ND: _____	_____	_____	_____	_____	_____	
				Final: _____	14.200	14.000	_____	13.750	13.850	55.800
				Place: 32*	9	22T	32*	27	21*	29
30	58	Andrew Botto	Univ of Iowa	Diff: 5.500	_____	6.000	5.600	5.300	_____	
				Exec: 7.950	_____	8.150	9.100	7.650	_____	
				ND: _____	_____	_____	_____	_____	_____	
				Final: 13.450	_____	14.150	14.700	12.950	_____	55.250
				Place: 27	32*	20	15*	32	33*	30

2015 P&G Championships - Men Day 1

Meet Results

Aug 14, 2015

Rank	Num	Name	Gym							AA		
31	21	Stacey Ervin	Univ of Michigan	Diff: 6.800	Exec: 9.000	ND: _____	5.600	9.200	5.300	8.600		
				Final: 15.800	Place: 1	_____	14.800	_____	13.900	_____	44.500	
						32*	33*	13	34*	20	31	
32	61	Danny Berardini	Univ of Oklahoma	Diff: _____	Exec: _____	ND: _____	5.200	9.050	6.200	5.900		
				Final: _____	Place: 32*	_____	14.250	_____	14.550	14.750	43.550	
						32*	18	32*	13*	6T	32	
33	82	Steven Lacombe	UC Berkeley	Diff: 6.000	Exec: 5.800	ND: -0.200	6.800	9.400	5.600	_____		
				Final: 11.600	Place: 31	_____	15.450	15.000	_____	_____	42.050	
						32*	4	8T	34*	33*	33	
34	17	Nick Hunter	Univ of Michigan	Diff: _____	Exec: _____	ND: _____	5.800	8.050	6.200	5.600		
				Final: _____	Place: 32*	_____	13.850	_____	14.050	12.700	40.600	
						32*	13	33*	32*	22T	31	34
35	62	Michael Reid	Univ of Oklahoma	Diff: _____	Exec: _____	ND: _____	6.300	8.750	6.100	_____		
				Final: _____	Place: 32*	_____	15.050	_____	14.900	_____	29.950	
						32*	4T	33*	32*	5T	33*	35

2015 P&G Championships - Men Day 2

Meet Results - Multi







Aug 16, 2015

Page: 1
Printed: 8/16/2015 4:38:32 PM

Men / SR

Session: 4M







Judge's Signatures

Rank	Num	Name/Gym								AA
1	59	Sam Mikulak Tm Hilton USOTC	Prelims	Final: 14.350	15.100	15.250	15.500	16.250	15.550	92.000
				D/E: 6.7 / 7.650	6.2 / 8.900	6.1 / 9.150	6.1 / 9.400	6.8 / 9.450	6.9 / 8.650	ND:
			Finals	Final: 15.800	14.800	15.500	15.350	15.300	14.900	91.650
				D/E: 6.9 / 8.900	6.2 / 8.600	6.2 / 9.300	6.0 / 9.350	6.7 / 8.600	6.8 / 8.100	ND:
Combined Total: 183.650										
2	29	Donnell Whittenburg Tm Hilton USOTC	Prelims	Final: 15.400	13.900	15.900	15.350	14.350	14.750	89.650
				D/E: 6.8 / 8.600	6.1 / 7.800	6.8 / 9.100	6.0 / 9.350	6.6 / 7.750	6.7 / 8.050	ND:
			Finals	Final: 15.700	14.350	16.100	15.300	15.200	13.000	89.650
				D/E: 6.9 / 8.800	6.2 / 8.150	6.9 / 9.200	6.0 / 9.300	7.0 / 8.200	6.0 / 7.000	ND:
Combined Total: 179.300										
3	16	Chris Brooks Tm Hilton USOTC	Prelims	Final: 13.500	13.050	15.100	15.100	15.400	15.600	87.750
				D/E: 6.0 / 7.500	6.3 / 6.750	6.0 / 9.100	5.6 / 9.500	6.7 / 8.700	7.0 / 8.600	ND:
			Finals	Final: 14.700	13.300	15.050	14.850	15.750	15.750	89.400
				D/E: 6.0 / 8.700	5.6 / 7.700	6.0 / 9.050	5.6 / 9.250	6.8 / 8.950	7.0 / 8.750	ND:
Combined Total: 177.150										
4	56	Alex Naddour Tm Hilton USA Youth	Prelims	Final: 15.150	15.100	14.600	14.600	13.950	13.950	87.350
				D/E: 6.5 / 8.650	6.8 / 8.300	6.2 / 8.400	6.0 / 8.900	6.0 / 7.950	5.6 / 8.350	ND: -0.3
			Finals	Final: 15.050	15.500	14.900	15.000	14.100	13.700	88.250
				D/E: 6.5 / 8.550	6.9 / 8.600	6.2 / 8.700	6.0 / 9.100	6.0 / 8.100	5.6 / 8.100	ND: -0.1
Combined Total: 175.600										
5	84	Marvin Kimble Tm Hilton USOTC	Prelims	Final: 14.450	14.750	15.250	14.700	14.850	13.150	87.150
				D/E: 6.1 / 8.450	6.6 / 8.150	6.3 / 8.950	5.6 / 9.100	6.0 / 8.850	6.4 / 6.750	ND: -0.1
			Finals	Final: 14.350	13.400	15.400	14.750	15.100	15.250	88.250
				D/E: 6.1 / 8.350	6.6 / 6.800	6.3 / 9.100	5.6 / 9.150	6.0 / 9.100	6.8 / 8.450	ND: -0.1
Combined Total: 175.400										
6T	41	Danell Leyva Tm Hilton Universal	Prelims	Final: 13.100	14.600	14.050	14.600	15.700	16.000	88.050
				D/E: 6.5 / 6.700	6.4 / 8.200	5.6 / 8.450	5.2 / 9.400	7.1 / 8.600	7.3 / 8.700	ND: -0.1
			Finals	Final: 14.900	13.350	14.350	14.800	15.350	14.300	87.050
				D/E: 6.6 / 8.300	6.1 / 7.250	5.8 / 8.550	5.2 / 9.600	7.1 / 8.550	7.3 / 7.000	ND: -0.3
Combined Total: 175.100										
6T	50	Steven Legendre Tm Hilton Oklahoma	Prelims	Final: 15.650	13.100	15.300	14.400	14.550	13.950	86.950
				D/E: 6.8 / 8.850	5.7 / 7.400	6.1 / 9.200	6.0 / 8.400	6.1 / 8.450	5.5 / 8.450	ND:
			Finals	Final: 15.650	13.950	15.000	14.450	14.900	14.200	88.150
				D/E: 6.8 / 8.850	5.5 / 8.450	6.1 / 8.900	6.0 / 8.450	6.1 / 8.800	5.5 / 8.700	ND:
Combined Total: 175.100										

2015 P&G Championships - Men Day 2

Meet Results - Multi

Aug 16, 2015







Rank	Num	Name/Gym								AA
8	73	Paul Ruggeri III Tm Hilton USOTC	Prelims	Final: 15.350	12.950	14.400	15.250	14.450	15.950	88.350
				D/E: 6.7 / 8.650	5.0 / 7.950	5.6 / 8.800	5.9 / 9.450	6.3 / 8.150	6.9 / 9.050	ND: -0.1
			Finals	Final: 15.300	11.750	14.350	15.450	14.850	14.800	86.500
				D/E: 6.7 / 8.600	5.2 / 6.550	5.6 / 8.750	5.9 / 9.550	6.3 / 8.550	7.0 / 7.800	ND:
Combined Total: 174.850										
9	11	Jonathan Horton Tm Hilton Cypress	Prelims	Final: 14.900	13.700	15.050	14.000	15.150	15.500	88.300
				D/E: 6.3 / 8.600	5.2 / 8.500	6.3 / 8.750	5.6 / 8.400	6.3 / 8.850	6.6 / 8.900	ND:
			Finals	Final: 15.150	12.450	15.200	14.650	15.250	13.550	86.250
				D/E: 6.3 / 8.850	5.2 / 7.250	6.3 / 8.900	5.6 / 9.350	6.3 / 8.950	6.1 / 7.450	ND: -0.3
Combined Total: 174.550										
10	3	Donothan Bailey Tm Hilton USOTC	Prelims	Final: 14.500	15.050	14.350	13.800	14.450	14.750	86.900
				D/E: 6.3 / 8.200	6.5 / 8.550	5.7 / 8.650	5.6 / 8.500	6.1 / 8.350	6.0 / 8.750	ND: -0.3
			Finals	Final: 14.400	14.950	14.250	14.600	14.100	14.800	87.100
				D/E: 6.2 / 8.200	6.6 / 8.350	5.7 / 8.550	5.6 / 9.100	6.0 / 8.100	6.1 / 8.700	ND: -0.1
Combined Total: 174.000										
11	64	CJ Maestas U.S.O.T.C.	Prelims	Final: 15.050	13.450	15.550	14.400	14.050	13.400	85.900
				D/E: 6.3 / 8.750	6.1 / 7.350	6.7 / 8.850	5.2 / 9.200	5.8 / 8.250	5.8 / 7.600	ND:
			Finals	Final: 15.000	14.150	15.600	14.400	13.900	14.700	87.750
				D/E: 6.3 / 8.700	6.1 / 8.050	6.7 / 8.900	5.2 / 9.200	5.7 / 8.200	6.3 / 8.400	ND:
Combined Total: 173.650										
12	4	Yul Moldauer Univ of Oklahoma	Prelims	Final: 14.450	14.200	14.100	14.500	14.850	14.000	86.100
				D/E: 5.7 / 8.750	5.5 / 8.700	5.5 / 8.600	5.2 / 9.300	6.0 / 8.850	5.1 / 8.900	ND:
			Finals	Final: 14.900	14.450	14.150	14.400	15.100	14.200	87.200
				D/E: 5.8 / 9.100	5.5 / 8.950	5.5 / 8.650	5.2 / 9.200	6.0 / 9.100	5.3 / 8.900	ND:
Combined Total: 173.300										
13	86	Brandon Wynn Tm Hilton USOTC	Prelims	Final: 14.500	13.250	15.700	14.750	14.900	14.600	87.700
				D/E: 6.0 / 8.500	5.2 / 8.050	6.8 / 8.900	5.6 / 9.150	6.6 / 8.300	6.0 / 8.600	ND:
			Finals	Final: 12.600	13.500	15.800	14.750	14.650	14.200	85.500
				D/E: 5.9 / 7.000	5.2 / 8.300	6.9 / 8.900	5.6 / 9.150	6.6 / 8.050	5.5 / 8.700	ND: -0.3
Combined Total: 173.200										
14	78	Eddie Penev Tm Hilton USOTC	Prelims	Final: 15.200	13.950	12.850	15.100	14.550	14.000	85.650
				D/E: 6.7 / 8.500	6.0 / 7.950	5.4 / 7.450	5.8 / 9.300	5.9 / 8.650	6.1 / 7.900	ND:
			Finals	Final: 15.600	13.650	13.800	15.150	14.850	14.350	87.400
				D/E: 6.8 / 8.800	6.0 / 7.650	5.4 / 8.400	5.8 / 9.350	6.0 / 8.850	6.2 / 8.150	ND:
Combined Total: 173.050										

2015 P&G Championships - Men Day 2

Meet Results - Multi

Aug 16, 2015

Men / SR
Session: 4M

Rank	Num	Name/Gym								AA
15	91	Allan Bower Univ of Oklahoma	Prelims	Final: 13.500	14.450	14.300	14.850	14.650	14.300	86.050
				D/E: 5.7 / 7.800	6.3 / 8.150	5.8 / 8.500	5.6 / 9.250	6.1 / 8.550	5.5 / 8.800	ND:
			Finals	Final: 14.700	13.550	14.350	14.800	14.750	14.350	86.500
				D/E: 5.8 / 8.900	6.2 / 7.350	5.8 / 8.550	5.6 / 9.200	6.1 / 8.650	5.5 / 8.850	ND:
<u>Combined Total:</u>										<u>172.550</u>
16	49	Sean Melton Ohio State	Prelims	Final: 14.650	13.700	15.400	14.150	14.900	13.250	86.050
				D/E: 5.9 / 8.750	6.7 / 7.000	6.4 / 9.000	5.6 / 8.650	6.6 / 8.300	5.9 / 7.350	ND:
			Finals	Final: 14.950	13.150	14.850	14.750	14.150	13.900	85.750
				D/E: 6.0 / 8.950	6.5 / 6.650	6.3 / 8.550	5.6 / 9.250	6.2 / 7.950	5.9 / 8.000	ND:
<u>Combined Total:</u>										<u>171.800</u>
17	75	Akash Modi Stanford	Prelims	Final: 14.750	12.000	13.900	13.450	14.750	14.500	83.350
				D/E: 6.5 / 8.250	6.1 / 5.900	5.7 / 8.200	5.6 / 8.150	6.4 / 8.350	6.2 / 8.300	ND:
			Finals	Final: 14.950	14.600	14.150	14.850	15.400	14.100	88.050
				D/E: 6.5 / 8.450	6.4 / 8.200	5.6 / 8.550	5.6 / 9.250	6.4 / 9.000	6.1 / 8.000	ND:
<u>Combined Total:</u>										<u>171.400</u>
18	26	Hunter Justus Univ of Oklahoma	Prelims	Final: 14.600	13.750	14.950	14.850	14.850	13.700	86.700
				D/E: 6.0 / 8.600	5.0 / 8.750	6.0 / 8.950	5.6 / 9.250	5.9 / 8.950	5.1 / 8.600	ND:
			Finals	Final: 14.500	13.850	13.800	14.700	14.200	13.150	84.200
				D/E: 6.0 / 8.500	5.3 / 8.550	5.6 / 8.200	5.6 / 9.100	5.9 / 8.300	5.0 / 8.150	ND:
<u>Combined Total:</u>										<u>170.900</u>
19	87	Cameron Bock SCATS	Prelims	Final: 14.200	14.000	14.000	14.700	14.200	13.850	84.950
				D/E: 6.1 / 8.200	5.6 / 8.400	5.3 / 8.700	5.2 / 9.500	5.8 / 8.400	5.5 / 8.350	ND:
			Finals	Final: 13.400	14.400	14.200	14.500	14.850	14.400	85.750
				D/E: 6.1 / 7.600	5.6 / 8.800	5.3 / 8.900	5.2 / 9.400	5.9 / 8.950	5.6 / 8.800	ND:
<u>Combined Total:</u>										<u>170.700</u>
20	12	Alec Yoder Interactive	Prelims	Final: 13.200	15.600	15.050	14.600	11.350	14.450	84.250
				D/E: 5.6 / 7.700	6.5 / 9.100	5.8 / 9.250	5.2 / 9.400	5.9 / 5.450	5.6 / 8.850	ND:
			Finals	Final: 14.000	13.950	14.950	14.350	14.100	14.500	85.850
				D/E: 5.6 / 8.400	6.3 / 7.650	5.8 / 9.150	5.2 / 9.150	6.0 / 8.100	5.6 / 8.900	ND:
<u>Combined Total:</u>										<u>170.100</u>
21	57	Kyle Zemeir UC Berkeley	Prelims	Final: 14.600	13.300	14.200	14.900	14.850	13.200	85.050
				D/E: 6.3 / 8.300	5.2 / 8.100	5.5 / 8.700	5.6 / 9.300	5.8 / 9.050	5.5 / 7.700	ND:
			Finals	Final: 14.750	12.150	14.750	14.550	14.550	14.200	84.950
				D/E: 6.3 / 8.550	5.1 / 7.050	5.6 / 9.150	5.6 / 9.050	5.7 / 8.850	5.7 / 8.500	ND:
<u>Combined Total:</u>										<u>170.000</u>







2015 P&G Championships - Men Day 2

Meet Results - Multi

Aug 16, 2015

Page: 4
Printed: 8/16/2015 4:38:32 PM







Men / SR
Session: 4M

Rank	Num	Name/Gym								AA
22	7	Matt Felleman Penn State	Prelims	Final: 14.500	13.750	13.750	14.700	14.050	13.200	83.950
				D/E: 6.0 / 8.500	5.5 / 8.250	5.5 / 8.250	5.2 / 9.500	5.7 / 8.350	6.0 / 7.200	ND:
			Finals	Final: 14.800	13.650	14.150	14.400	13.950	14.650	85.600
				D/E: 6.1 / 8.700	5.5 / 8.150	5.8 / 8.350	5.2 / 9.200	5.8 / 8.150	6.0 / 8.650	ND:
Combined Total: 169.550										
23	83	Colin Van Wicklen Univ of Oklahoma	Prelims	Final: 15.300	12.900	14.000	15.100	13.150	14.400	84.850
				D/E: 6.4 / 8.900	4.4 / 8.500	5.2 / 8.800	6.0 / 9.100	6.0 / 7.150	5.6 / 8.800	ND:
			Finals	Final: 14.200	13.550	14.100	14.150	13.750	14.600	84.350
				D/E: 6.2 / 8.000	4.7 / 8.850	5.5 / 8.600	6.0 / 8.150	6.0 / 7.750	5.7 / 8.900	ND:
Combined Total: 169.200										
24T	14	Trevor Howard Penn State	Prelims	Final: 14.800	11.900	15.200	14.650	14.550	13.850	84.950
				D/E: 6.4 / 8.400	4.8 / 7.100	6.4 / 8.800	5.6 / 9.050	6.2 / 8.350	5.3 / 8.550	ND:
			Finals	Final: 13.400	12.500	15.000	14.700	13.950	14.200	83.750
				D/E: 6.5 / 6.900	4.9 / 7.600	6.4 / 8.600	5.6 / 9.100	6.1 / 7.850	5.4 / 8.800	ND:
Combined Total: 168.700										
24T	45	Kevin Wolting UC Berkeley	Prelims	Final: 15.100	13.100	13.800	15.150	13.100	13.200	83.450
				D/E: 6.0 / 9.100	5.7 / 7.400	5.3 / 8.500	5.6 / 9.550	5.4 / 7.700	5.4 / 7.800	ND:
			Finals	Final: 14.800	14.150	13.950	15.300	14.000	13.050	85.250
				D/E: 5.9 / 8.900	5.6 / 8.550	5.3 / 8.650	5.6 / 9.700	5.5 / 8.500	5.6 / 7.450	ND:
Combined Total: 168.700										
26	18	Robert Neff Stanford	Prelims	Final: 14.250	13.650	13.450	14.250	14.150	14.300	84.050
				D/E: 5.8 / 8.450	5.1 / 8.550	5.1 / 8.350	5.2 / 9.050	5.5 / 8.650	5.7 / 8.600	ND:
			Finals	Final: 14.400	13.550	13.750	14.350	13.750	14.400	84.200
				D/E: 5.9 / 8.500	5.1 / 8.450	5.2 / 8.550	5.2 / 9.150	5.5 / 8.250	5.7 / 8.700	ND:
Combined Total: 168.250										
27	38	Peter Daggett Univ of Oklahoma	Prelims	Final: 14.300	13.100	14.400	13.900	14.250	14.100	84.050
				D/E: 5.4 / 8.900	5.1 / 8.000	5.5 / 8.900	4.8 / 9.100	5.4 / 8.850	5.3 / 8.800	ND:
			Finals	Final: 14.100	13.250	14.750	13.900	14.150	13.150	83.300
				D/E: 5.4 / 8.700	5.1 / 8.150	5.5 / 9.250	4.8 / 9.100	5.3 / 8.850	5.1 / 8.050	ND:
Combined Total: 167.350										
28	76	Tristan Burke WOGA Frisco	Prelims	Final: 13.300	13.450	14.300	14.900	13.050	13.450	82.450
				D/E: 6.1 / 7.200	5.2 / 8.250	5.4 / 8.900	5.6 / 9.300	5.5 / 7.550	5.2 / 8.250	ND:
			Finals	Final: 13.850	13.450	14.500	14.900	14.000	13.650	84.350
				D/E: 6.1 / 7.750	5.2 / 8.250	5.4 / 9.100	5.6 / 9.300	5.5 / 8.500	5.2 / 8.450	ND:
Combined Total: 166.800										

2015 P&G Championships - Men Day 2

Meet Results - Multi

Aug 16, 2015

Rank	Num	Name/Gym								AA
29	10	Dmitri Belanovski Univ of Michigan	Prelims	Final: 14.300	13.250	13.650	14.350	13.800	14.300	83.650
				D/E: 5.7 / 8.700	5.7 / 7.550	5.3 / 8.350	5.2 / 9.150	5.8 / 8.000	5.9 / 8.400	
				ND: -0.1						
			Finals	Final: 13.700	13.800	14.200	14.100	12.000	13.700	81.500
				D/E: 5.5 / 8.200	5.7 / 8.100	5.4 / 8.800	5.2 / 9.000	5.8 / 6.200	5.6 / 8.100	
				ND:			-0.1			
										<u>Combined Total: 165.150</u>
30	8	Jack Boyle Univ of Iowa	Prelims	Final: 13.200	12.550	14.000	13.100	13.150	13.350	79.350
				D/E: 5.6 / 7.600	5.2 / 7.350	6.2 / 7.800	5.2 / 8.000	5.7 / 7.450	6.3 / 7.050	
				ND:			-0.1			
			Finals	Final: 14.300	12.700	13.350	13.300	13.650	13.600	80.900
				D/E: 5.9 / 8.400	5.2 / 7.500	6.0 / 7.350	4.4 / 8.900	5.8 / 7.850	6.2 / 7.400	
				ND:						
										<u>Combined Total: 160.250</u>
31	2	Joshua Dixon U.S.O.T.C.	Prelims	Final: 13.850	12.450	12.950	15.000	13.050	14.000	81.300
				D/E: 6.6 / 7.250	5.6 / 6.850	5.2 / 7.750	5.8 / 9.300	5.1 / 7.950	5.9 / 8.100	
				ND:			-0.1			
			Finals	Final: 15.450	12.900	12.400	14.400	0.000	14.450	69.600
				D/E: 6.7 / 8.750	5.6 / 7.300	5.2 / 7.200	5.4 / 9.000	0.0 / 0.000	6.2 / 8.250	
				ND:						
										<u>Combined Total: 150.900</u>
32	63	Leroy Clarke, Jr. Penn State	Prelims	Final:	14.200	14.000	13.750	13.850	55.800
				D/E:	5.7 / 8.500	5.9 / 8.100	5.8 / 7.950	5.3 / 8.550	
				ND:						
			Finals	Final:	12.600	14.150	14.400	14.150	55.300
				D/E:	5.1 / 7.500	5.9 / 8.250	5.9 / 8.500	5.4 / 8.750	
				ND:						
										<u>Combined Total: 111.100</u>
33	58	Andrew Botto Univ of Iowa	Prelims	Final: 13.450	14.150	14.700	12.950	55.250
				D/E: 5.5 / 7.950	6.0 / 8.150	5.6 / 9.100	5.3 / 7.650	
				ND:						
			Finals	Final: 13.000	14.500	13.600	13.600	54.700
				D/E: 5.2 / 7.800	6.1 / 8.400	5.6 / 8.100	5.3 / 8.300	
				ND:			-0.1			
										<u>Combined Total: 109.950</u>
34	43	Adrian de los Angeles Univ of Michigan	Prelims	Final: 13.700	13.950	13.650	14.450	14.300	12.550	82.600
				D/E: 6.2 / 7.800	5.6 / 8.350	5.7 / 7.950	5.6 / 8.950	6.1 / 8.200	5.8 / 6.750	
				ND: -0.3			-0.1			
			Finals	Final: 0.000	0.000	0.000	13.400	0.000	0.000	13.400
				D/E: 0.0 / 0.000	0.0 / 0.000	0.0 / 0.000	5.6 / 8.100	0.0 / 0.000	0.0 / 0.000	
				ND:			-0.3			
										<u>Combined Total: 96.000</u>
35	21	Stacey Ervin Univ of Michigan	Prelims	Final: 15.800	14.800	13.900	44.500
				D/E: 6.8 / 9.000	5.6 / 9.200	5.3 / 8.600	
				ND:						
			Finals	Final: 15.150	15.100	14.200	44.450
				D/E: 6.7 / 8.450	5.6 / 9.500	5.4 / 8.800	
				ND:						
										<u>Combined Total: 88.950</u>







2015 P&G Championships - Men Day 2

Meet Results - Multi

Aug 16, 2015

Page: 6
Printed: 8/16/2015 4:38:32 PM

Men / SR
Session: 4M

Rank	Num	Name/Gym								AA
36	61	Danny Berardini Univ of Oklahoma	Prelims	Final: _____	_____	14.250	_____	14.550	14.750	43.550
				D/E: _____		5.2 / 9.050		6.2 / 8.350	5.9 / 8.850	
			ND: _____							
			Finals	Final: _____	_____	14.350	_____	15.100	14.750	44.200
				D/E: _____		5.2 / 9.150		6.2 / 8.900	5.9 / 8.850	
			ND: _____							
Combined Total:										87.750
37	82	Steven Lacombe UC Berkeley	Prelims	Final: 11.600	_____	15.450	15.000	_____	_____	42.050
				D/E: 6.0 / 5.800		6.8 / 8.650	5.6 / 9.400			
			ND: -0.2							
			Finals	Final: 14.450	_____	15.700	15.100	_____	_____	45.250
				D/E: 6.3 / 8.250		6.8 / 8.900	5.6 / 9.500			
			ND: -0.1							
Combined Total:										87.300
38	17	Nick Hunter Univ of Michigan	Prelims	Final: _____	13.850	_____	_____	14.050	12.700	40.600
				D/E: _____	5.8 / 8.050			6.2 / 7.850	5.6 / 7.100	
			ND: _____							
			Finals	Final: _____	14.150	_____	_____	13.700	13.400	41.250
				D/E: _____	5.5 / 8.650			6.2 / 7.500	5.5 / 7.900	
			ND: _____							
Combined Total:										81.850
39	62	Michael Reid Univ of Oklahoma	Prelims	Final: _____	15.050	_____	_____	14.900	_____	29.950
				D/E: _____	6.3 / 8.750			6.1 / 8.800		
			ND: _____							
			Finals	Final: _____	14.650	_____	_____	13.350	_____	28.000
				D/E: _____	6.3 / 8.350			6.0 / 7.350		
			ND: _____							
Combined Total:										57.950

2015 P&G Championships - Men Day 2

Event Results - Multi

Aug 16, 2015

#1 = 2015 P&G Championships - Men Day 2: 100%

#2 = 2015 P&G Championships - Men Day 1: 100%



Place	Num	Name	Gym		#2	#1	Score
1	50	Steven Legendre	Tm Hilton Oklahoma	Fin:	15.650	15.650	31.300
				D:	6.800	6.800	
				E:	8.850	8.850	
				ND:			
2	29	Donnell Whittenburg	Tm Hilton USOTC	Fin:	15.400	15.700	31.100
				D:	6.800	6.900	
				E:	8.600	8.800	
				ND:			
3	21	Stacey Ervin	Univ of Michigan	Fin:	15.800	15.150	30.950
				D:	6.800	6.700	
				E:	9.000	8.450	
				ND:			
4	78	Eddie Penev	Tm Hilton USOTC	Fin:	15.200	15.600	30.800
				D:	6.700	6.800	
				E:	8.500	8.800	
				ND:			
5	73	Paul Ruggeri III	Tm Hilton USOTC	Fin:	15.350	15.300	30.650
				D:	6.700	6.700	
				E:	8.650	8.600	
				ND:			
6	56	Alex Naddour	Tm Hilton USA Youth	Fin:	15.150	15.050	30.200
				D:	6.500	6.500	
				E:	8.650	8.550	
				ND:			
7	59	Sam Mikulak	Tm Hilton USOTC	Fin:	14.350	15.800	30.150
				D:	6.700	6.900	
				E:	7.650	8.900	
				ND:			
8T	64	CJ Maestas	U.S.O.T.C.	Fin:	15.050	15.000	30.050
				D:	6.300	6.300	
				E:	8.750	8.700	
				ND:			
8T	11	Jonathan Horton	Tm Hilton Cypress	Fin:	14.900	15.150	30.050
				D:	6.300	6.300	
				E:	8.600	8.850	
				ND:			
10	45	Kevin Wolting	UC Berkeley	Fin:	15.100	14.800	29.900
				D:	6.000	5.900	
				E:	9.100	8.900	
				ND:			
11	75	Akash Modi	Stanford	Fin:	14.750	14.950	29.700
				D:	6.500	6.500	
				E:	8.250	8.450	
				ND:			
12	49	Sean Melton	Ohio State	Fin:	14.650	14.950	29.600
				D:	5.900	6.000	
				E:	8.750	8.950	
				ND:			

2015 P&G Championships - Men Day 2

Event Results - Multi

Aug 16, 2015

#1 = 2015 P&G Championships - Men Day 2: 100%

#2 = 2015 P&G Championships - Men Day 1: 100%



Place	Num	Name	Gym		#2	#1	Score
13	83	Colin Van Wicklen	Univ of Oklahoma	Fin:	15.300	14.200	29.500
				D:	6.400	6.200	
				E:	8.900	8.000	
				ND:			
14T	57	Kyle Zemeir	UC Berkeley	Fin:	14.600	14.750	29.350
				D:	6.300	6.300	
				E:	8.300	8.550	
				ND:		-0.100	
14T	4	Yul Moldauer	Univ of Oklahoma	Fin:	14.450	14.900	29.350
				D:	5.700	5.800	
				E:	8.750	9.100	
				ND:			
16T	2	Joshua Dixon	U.S.O.T.C.	Fin:	13.850	15.450	29.300
				D:	6.600	6.700	
				E:	7.250	8.750	
				ND:			
16T	7	Matt Felleman	Penn State	Fin:	14.500	14.800	29.300
				D:	6.000	6.100	
				E:	8.500	8.700	
				ND:			
18	26	Hunter Justus	Univ of Oklahoma	Fin:	14.600	14.500	29.100
				D:	6.000	6.000	
				E:	8.600	8.500	
				ND:			
19	3	Donothan Bailey	Tm Hilton USOTC	Fin:	14.500	14.400	28.900
				D:	6.300	6.200	
				E:	8.200	8.200	
				ND:			
20	84	Marvin Kimble	Tm Hilton USOTC	Fin:	14.450	14.350	28.800
				D:	6.100	6.100	
				E:	8.450	8.350	
				ND:	-0.100	-0.100	
21	18	Robert Neff	Stanford	Fin:	14.250	14.400	28.650
				D:	5.800	5.900	
				E:	8.450	8.500	
				ND:			
22	38	Peter Daggett	Univ of Oklahoma	Fin:	14.300	14.100	28.400
				D:	5.400	5.400	
				E:	8.900	8.700	
				ND:			
23T	14	Trevor Howard	Penn State	Fin:	14.800	13.400	28.200
				D:	6.400	6.500	
				E:	8.400	6.900	
				ND:			
23T	16	Chris Brooks	Tm Hilton USOTC	Fin:	13.500	14.700	28.200
				D:	6.000	6.000	
				E:	7.500	8.700	
				ND:			

2015 P&G Championships - Men Day 2

Event Results - Multi

Aug 16, 2015

#1 = 2015 P&G Championships - Men Day 2: 100%

#2 = 2015 P&G Championships - Men Day 1: 100%



Place	Num	Name	Gym		#2	#1	Score
23T	91	Allan Bower	Univ of Oklahoma	Fin:	13.500	14.700	28.200
				D:	5.700	5.800	
				E:	7.800	8.900	
				ND:			
26T	10	Dmitri Belanovski	Univ of Michigan	Fin:	14.300	13.700	28.000
				D:	5.700	5.500	
				E:	8.700	8.200	
				ND:	-0.100		
26T	41	Danell Leyva	Tm Hilton Universal	Fin:	13.100	14.900	28.000
				D:	6.500	6.600	
				E:	6.700	8.300	
				ND:	-0.100		
28	87	Cameron Bock	SCATS	Fin:	14.200	13.400	27.600
				D:	6.100	6.100	
				E:	8.200	7.600	
				ND:	-0.100	-0.300	
29	8	Jack Boyle	Univ of Iowa	Fin:	13.200	14.300	27.500
				D:	5.600	5.900	
				E:	7.600	8.400	
				ND:			
30	12	Alec Yoder	Interactive	Fin:	13.200	14.000	27.200
				D:	5.600	5.600	
				E:	7.700	8.400	
				ND:	-0.100		
31	76	Tristan Burke	WOGA Frisco	Fin:	13.300	13.850	27.150
				D:	6.100	6.100	
				E:	7.200	7.750	
				ND:			
32	86	Brandon Wynn	Tm Hilton USOTC	Fin:	14.500	12.600	27.100
				D:	6.000	5.900	
				E:	8.500	7.000	
				ND:		-0.300	
33	58	Andrew Botto	Univ of Iowa	Fin:	13.450	13.000	26.450
				D:	5.500	5.200	
				E:	7.950	7.800	
				ND:			
34	82	Steven Lacombe	UC Berkeley	Fin:	11.600	14.450	26.050
				D:	6.000	6.300	
				E:	5.800	8.250	
				ND:	-0.200	-0.100	
35	43	Adrian de los Angeles	Univ of Michigan	Fin:	13.700	0.000	13.700
				D:	6.200	0.000	
				E:	7.800	0.000	
				ND:	-0.300		
36T	17	Nick Hunter	Univ of Michigan	Fin:	0.000	0.000	0.000
				D:	0.000	0.000	
				E:	0.000	0.000	
				ND:			

2015 P&G Championships - Men Day 2

Event Results - Multi

Aug 16, 2015

Page: 4
Printed: 8/16/2015 4:38:45 PM

Men / SR
Session: 4M

#1 = 2015 P&G Championships - Men Day 2: 100%

#2 = 2015 P&G Championships - Men Day 1: 100%



Place	Num	Name	Gym		#2	#1	Score
36T	61	Danny Berardini	Univ of Oklahoma	Fin:	0.000	0.000	0.000
				D:	0.000	0.000	
				E:	0.000	0.000	
				ND:			
36T	62	Michael Reid	Univ of Oklahoma	Fin:	0.000	0.000	0.000
				D:	0.000	0.000	
				E:	0.000	0.000	
				ND:			
36T	63	Leroy Clarke, Jr.	Penn State	Fin:	0.000	0.000	0.000
				D:	0.000	0.000	
				E:	0.000	0.000	
				ND:			

2015 P&G Championships - Men Day 2

Event Results - Multi

Aug 16, 2015

#1 = 2015 P&G Championships - Men Day 2: 100%

#2 = 2015 P&G Championships - Men Day 1: 100%



Place	Num	Name	Gym		#2	#1	Score
1	56	Alex Naddour	Tm Hilton USA Youth	Fin:	15.100	15.500	30.600
				D:	6.800	6.900	
				E:	8.300	8.600	
				ND:			
2	3	Donothan Bailey	Tm Hilton USOTC	Fin:	15.050	14.950	30.000
				D:	6.500	6.600	
				E:	8.550	8.350	
				ND:			
3	59	Sam Mikulak	Tm Hilton USOTC	Fin:	15.100	14.800	29.900
				D:	6.200	6.200	
				E:	8.900	8.600	
				ND:			
4	62	Michael Reid	Univ of Oklahoma	Fin:	15.050	14.650	29.700
				D:	6.300	6.300	
				E:	8.750	8.350	
				ND:			
5	12	Alec Yoder	Interactive	Fin:	15.600	13.950	29.550
				D:	6.500	6.300	
				E:	9.100	7.650	
				ND:			
6	4	Yul Moldauer	Univ of Oklahoma	Fin:	14.200	14.450	28.650
				D:	5.500	5.500	
				E:	8.700	8.950	
				ND:			
7	87	Cameron Bock	SCATS	Fin:	14.000	14.400	28.400
				D:	5.600	5.600	
				E:	8.400	8.800	
				ND:			
8	29	Donnell Whittenburg	Tm Hilton USOTC	Fin:	13.900	14.350	28.250
				D:	6.100	6.200	
				E:	7.800	8.150	
				ND:			
9	84	Marvin Kimble	Tm Hilton USOTC	Fin:	14.750	13.400	28.150
				D:	6.600	6.600	
				E:	8.150	6.800	
				ND:			
10T	17	Nick Hunter	Univ of Michigan	Fin:	13.850	14.150	28.000
				D:	5.800	5.500	
				E:	8.050	8.650	
				ND:			
10T	91	Allan Bower	Univ of Oklahoma	Fin:	14.450	13.550	28.000
				D:	6.300	6.200	
				E:	8.150	7.350	
				ND:			
12	41	Danell Leyva	Tm Hilton Universal	Fin:	14.600	13.350	27.950
				D:	6.400	6.100	
				E:	8.200	7.250	
				ND:			

2015 P&G Championships - Men Day 2

Event Results - Multi

Aug 16, 2015

#1 = 2015 P&G Championships - Men Day 2: 100%

#2 = 2015 P&G Championships - Men Day 1: 100%



Place	Num	Name	Gym		#2	#1	Score
13T	26	Hunter Justus	Univ of Oklahoma	Fin:	13.750	13.850	27.600
				D:	5.000	5.300	
				E:	8.750	8.550	
				ND:			
13T	64	CJ Maestas	U.S.O.T.C.	Fin:	13.450	14.150	27.600
				D:	6.100	6.100	
				E:	7.350	8.050	
				ND:			
13T	78	Eddie Penev	Tm Hilton USOTC	Fin:	13.950	13.650	27.600
				D:	6.000	6.000	
				E:	7.950	7.650	
				ND:			
16	7	Matt Felleman	Penn State	Fin:	13.750	13.650	27.400
				D:	5.500	5.500	
				E:	8.250	8.150	
				ND:			
17	45	Kevin Wolting	UC Berkeley	Fin:	13.100	14.150	27.250
				D:	5.700	5.600	
				E:	7.400	8.550	
				ND:			
18	18	Robert Neff	Stanford	Fin:	13.650	13.550	27.200
				D:	5.100	5.100	
				E:	8.550	8.450	
				ND:			
19T	10	Dmitri Belanovski	Univ of Michigan	Fin:	13.250	13.800	27.050
				D:	5.700	5.700	
				E:	7.550	8.100	
				ND:			
19T	50	Steven Legendre	Tm Hilton Oklahoma	Fin:	13.100	13.950	27.050
				D:	5.700	5.500	
				E:	7.400	8.450	
				ND:			
21	76	Tristan Burke	WOGA Frisco	Fin:	13.450	13.450	26.900
				D:	5.200	5.200	
				E:	8.250	8.250	
				ND:			
22	49	Sean Melton	Ohio State	Fin:	13.700	13.150	26.850
				D:	6.700	6.500	
				E:	7.000	6.650	
				ND:			
23	63	Leroy Clarke, Jr.	Penn State	Fin:	14.200	12.600	26.800
				D:	5.700	5.100	
				E:	8.500	7.500	
				ND:			
24	86	Brandon Wynn	Tm Hilton USOTC	Fin:	13.250	13.500	26.750
				D:	5.200	5.200	
				E:	8.050	8.300	
				ND:			

2015 P&G Championships - Men Day 2

Event Results - Multi

Aug 16, 2015

#1 = 2015 P&G Championships - Men Day 2: 100%

#2 = 2015 P&G Championships - Men Day 1: 100%



Place	Num	Name	Gym		#2	#1	Score
25	75	Akash Modi	Stanford	Fin:	12.000	14.600	26.600
				D:	6.100	6.400	
				E:	5.900	8.200	
				ND:			
26	83	Colin Van Wicklen	Univ of Oklahoma	Fin:	12.900	13.550	26.450
				D:	4.400	4.700	
				E:	8.500	8.850	
				ND:			
27T	16	Chris Brooks	Tm Hilton USOTC	Fin:	13.050	13.300	26.350
				D:	6.300	5.600	
				E:	6.750	7.700	
				ND:			
27T	38	Peter Daggett	Univ of Oklahoma	Fin:	13.100	13.250	26.350
				D:	5.100	5.100	
				E:	8.000	8.150	
				ND:			
29	11	Jonathan Horton	Tm Hilton Cypress	Fin:	13.700	12.450	26.150
				D:	5.200	5.200	
				E:	8.500	7.250	
				ND:			
30	57	Kyle Zemeir	UC Berkeley	Fin:	13.300	12.150	25.450
				D:	5.200	5.100	
				E:	8.100	7.050	
				ND:			
31	2	Joshua Dixon	U.S.O.T.C.	Fin:	12.450	12.900	25.350
				D:	5.600	5.600	
				E:	6.850	7.300	
				ND:			
32	8	Jack Boyle	Univ of Iowa	Fin:	12.550	12.700	25.250
				D:	5.200	5.200	
				E:	7.350	7.500	
				ND:			
33	73	Paul Ruggeri III	Tm Hilton USOTC	Fin:	12.950	11.750	24.700
				D:	5.000	5.200	
				E:	7.950	6.550	
				ND:			
34	14	Trevor Howard	Penn State	Fin:	11.900	12.500	24.400
				D:	4.800	4.900	
				E:	7.100	7.600	
				ND:			
35	43	Adrian de los Angeles	Univ of Michigan	Fin:	13.950	0.000	13.950
				D:	5.600	0.000	
				E:	8.350	0.000	
				ND:			
36T	21	Stacey Ervin	Univ of Michigan	Fin:	0.000	0.000	0.000
				D:	0.000	0.000	
				E:	0.000	0.000	
				ND:			

2015 P&G Championships - Men Day 2

Event Results - Multi

Aug 16, 2015

Page: 4
Printed: 8/16/2015 4:38:53 PM

Men / SR
Session: 4M

#1 = 2015 P&G Championships - Men Day 2: 100%

#2 = 2015 P&G Championships - Men Day 1: 100%



Place	Num	Name	Gym		#2	#1	Score
36T	58	Andrew Botto	Univ of Iowa	Fin:	0.000	0.000	0.000
				D:	0.000	0.000	
				E:	0.000	0.000	
				ND:			
36T	61	Danny Berardini	Univ of Oklahoma	Fin:	0.000	0.000	0.000
				D:	0.000	0.000	
				E:	0.000	0.000	
				ND:			
36T	82	Steven Lacombe	UC Berkeley	Fin:	0.000	0.000	0.000
				D:	0.000	0.000	
				E:	0.000	0.000	
				ND:			

2015 P&G Championships - Men Day 2

Event Results - Multi

Aug 16, 2015

#1 = 2015 P&G Championships - Men Day 2: 100%

#2 = 2015 P&G Championships - Men Day 1: 100%



Place	Num	Name	Gym		#2	#1	Score
1	29	Donnell Whittenburg	Tm Hilton USOTC	Fin:	15.900	16.100	32.000
				D:	6.800	6.900	
				E:	9.100	9.200	
				ND:			
2	86	Brandon Wynn	Tm Hilton USOTC	Fin:	15.700	15.800	31.500
				D:	6.800	6.900	
				E:	8.900	8.900	
				ND:			
3T	64	CJ Maestas	U.S.O.T.C.	Fin:	15.550	15.600	31.150
				D:	6.700	6.700	
				E:	8.850	8.900	
				ND:			
3T	82	Steven Lacombe	UC Berkeley	Fin:	15.450	15.700	31.150
				D:	6.800	6.800	
				E:	8.650	8.900	
				ND:			
5	59	Sam Mikulak	Tm Hilton USOTC	Fin:	15.250	15.500	30.750
				D:	6.100	6.200	
				E:	9.150	9.300	
				ND:			
6	84	Marvin Kimble	Tm Hilton USOTC	Fin:	15.250	15.400	30.650
				D:	6.300	6.300	
				E:	8.950	9.100	
				ND:			
7	50	Steven Legendre	Tm Hilton Oklahoma	Fin:	15.300	15.000	30.300
				D:	6.100	6.100	
				E:	9.200	8.900	
				ND:			
8T	11	Jonathan Horton	Tm Hilton Cypress	Fin:	15.050	15.200	30.250
				D:	6.300	6.300	
				E:	8.750	8.900	
				ND:			
8T	49	Sean Melton	Ohio State	Fin:	15.400	14.850	30.250
				D:	6.400	6.300	
				E:	9.000	8.550	
				ND:			
10	14	Trevor Howard	Penn State	Fin:	15.200	15.000	30.200
				D:	6.400	6.400	
				E:	8.800	8.600	
				ND:			
11	16	Chris Brooks	Tm Hilton USOTC	Fin:	15.100	15.050	30.150
				D:	6.000	6.000	
				E:	9.100	9.050	
				ND:			
12	12	Alec Yoder	Interactive	Fin:	15.050	14.950	30.000
				D:	5.800	5.800	
				E:	9.250	9.150	
				ND:			

2015 P&G Championships - Men Day 2

Event Results - Multi

Aug 16, 2015

#1 = 2015 P&G Championships - Men Day 2: 100%

#2 = 2015 P&G Championships - Men Day 1: 100%



Place	Num	Name	Gym		#2	#1	Score
13	56	Alex Naddour	Tm Hilton USA Youth	Fin:	14.600	14.900	29.500
				D:	6.200	6.200	
				E:	8.400	8.700	
				ND:			
14	38	Peter Daggett	Univ of Oklahoma	Fin:	14.400	14.750	29.150
				D:	5.500	5.500	
				E:	8.900	9.250	
				ND:			
15	57	Kyle Zemeir	UC Berkeley	Fin:	14.200	14.750	28.950
				D:	5.500	5.600	
				E:	8.700	9.150	
				ND:			
16	76	Tristan Burke	WOGA Frisco	Fin:	14.300	14.500	28.800
				D:	5.400	5.400	
				E:	8.900	9.100	
				ND:			
17T	26	Hunter Justus	Univ of Oklahoma	Fin:	14.950	13.800	28.750
				D:	6.000	5.600	
				E:	8.950	8.200	
				ND:			
17T	73	Paul Ruggeri III	Tm Hilton USOTC	Fin:	14.400	14.350	28.750
				D:	5.600	5.600	
				E:	8.800	8.750	
				ND:			
19T	91	Allan Bower	Univ of Oklahoma	Fin:	14.300	14.350	28.650
				D:	5.800	5.800	
				E:	8.500	8.550	
				ND:			
19T	58	Andrew Botto	Univ of Iowa	Fin:	14.150	14.500	28.650
				D:	6.000	6.100	
				E:	8.150	8.400	
				ND:			
21T	3	Donothan Bailey	Tm Hilton USOTC	Fin:	14.350	14.250	28.600
				D:	5.700	5.700	
				E:	8.650	8.550	
				ND:			
21T	61	Danny Berardini	Univ of Oklahoma	Fin:	14.250	14.350	28.600
				D:	5.200	5.200	
				E:	9.050	9.150	
				ND:			
23	41	Danell Leyva	Tm Hilton Universal	Fin:	14.050	14.350	28.400
				D:	5.600	5.800	
				E:	8.450	8.550	
				ND:			
24	4	Yul Moldauer	Univ of Oklahoma	Fin:	14.100	14.150	28.250
				D:	5.500	5.500	
				E:	8.600	8.650	
				ND:			

2015 P&G Championships - Men Day 2

Event Results - Multi

Aug 16, 2015

#1 = 2015 P&G Championships - Men Day 2: 100%

#2 = 2015 P&G Championships - Men Day 1: 100%



Place	Num	Name	Gym		#2	#1	Score
25	87	Cameron Bock	SCATS	Fin:	14.000	14.200	28.200
				D:	5.300	5.300	
				E:	8.700	8.900	
				ND:			
26	63	Leroy Clarke, Jr.	Penn State	Fin:	14.000	14.150	28.150
				D:	5.900	5.900	
				E:	8.100	8.250	
				ND:			
27	83	Colin Van Wicklen	Univ of Oklahoma	Fin:	14.000	14.100	28.100
				D:	5.200	5.500	
				E:	8.800	8.600	
				ND:			
28	75	Akash Modi	Stanford	Fin:	13.900	14.150	28.050
				D:	5.700	5.600	
				E:	8.200	8.550	
				ND:			
29	7	Matt Felleman	Penn State	Fin:	13.750	14.150	27.900
				D:	5.500	5.800	
				E:	8.250	8.350	
				ND:			
30	10	Dmitri Belanovski	Univ of Michigan	Fin:	13.650	14.200	27.850
				D:	5.300	5.400	
				E:	8.350	8.800	
				ND:			
31	45	Kevin Wolting	UC Berkeley	Fin:	13.800	13.950	27.750
				D:	5.300	5.300	
				E:	8.500	8.650	
				ND:			
32	8	Jack Boyle	Univ of Iowa	Fin:	14.000	13.350	27.350
				D:	6.200	6.000	
				E:	7.800	7.350	
				ND:			
33	18	Robert Neff	Stanford	Fin:	13.450	13.750	27.200
				D:	5.100	5.200	
				E:	8.350	8.550	
				ND:			
34	78	Eddie Penev	Tm Hilton USOTC	Fin:	12.850	13.800	26.650
				D:	5.400	5.400	
				E:	7.450	8.400	
				ND:			
35	2	Joshua Dixon	U.S.O.T.C.	Fin:	12.950	12.400	25.350
				D:	5.200	5.200	
				E:	7.750	7.200	
				ND:			
36	43	Adrian de los Angeles	Univ of Michigan	Fin:	13.650	0.000	13.650
				D:	5.700	0.000	
				E:	7.950	0.000	
				ND:			

2015 P&G Championships - Men Day 2

Event Results - Multi

Aug 16, 2015

Page: 4
Printed: 8/16/2015 4:38:58 PM

Men / SR
Session: 4M

#1 = 2015 P&G Championships - Men Day 2: 100%

#2 = 2015 P&G Championships - Men Day 1: 100%



Place	Num	Name	Gym		#2	#1	Score
37T	17	Nick Hunter	Univ of Michigan	Fin:	0.000	0.000	0.000
				D:	0.000	0.000	
				E:	0.000	0.000	
				ND:			
37T	21	Stacey Ervin	Univ of Michigan	Fin:	0.000	0.000	0.000
				D:	0.000	0.000	
				E:	0.000	0.000	
				ND:			
37T	62	Michael Reid	Univ of Oklahoma	Fin:	0.000	0.000	0.000
				D:	0.000	0.000	
				E:	0.000	0.000	
				ND:			

2015 P&G Championships - Men Day 2

Event Results - Multi

Aug 16, 2015

#1 = 2015 P&G Championships - Men Day 2: 100%

#2 = 2015 P&G Championships - Men Day 1: 100%



Place	Num	Name	Gym		#2	#1	Score
1	59	Sam Mikulak	Tm Hilton USOTC	Fin:	15.500	15.350	30.850
				D:	6.100/0.000	6.000/0.000	
				E:	9.400/0.000	9.350/0.000	
				ND:	/	/	
2	73	Paul Ruggeri III	Tm Hilton USOTC	Fin:	15.250	15.450	30.700
				D:	5.900/0.000	5.900/0.000	
				E:	9.450/0.000	9.550/0.000	
				ND:	-0.100/	/	
3	29	Donnell Whittenburg	Tm Hilton USOTC	Fin:	15.350	15.300	30.650
				D:	6.000/0.000	6.000/0.000	
				E:	9.350/0.000	9.300/0.000	
				ND:	/	/	
4	45	Kevin Wolting	UC Berkeley	Fin:	15.150	15.300	30.450
				D:	5.600/0.000	5.600/0.000	
				E:	9.550/0.000	9.700/0.000	
				ND:	/	/	
5	78	Eddie Penev	Tm Hilton USOTC	Fin:	15.100	15.150	30.250
				D:	5.800/0.000	5.800/0.000	
				E:	9.300/0.000	9.350/0.000	
				ND:	/	/	
6	82	Steven Lacombe	UC Berkeley	Fin:	15.000	15.100	30.100
				D:	5.600/0.000	5.600/0.000	
				E:	9.400/0.000	9.500/0.000	
				ND:	/	/	
7	16	Chris Brooks	Tm Hilton USOTC	Fin:	15.100	14.850	29.950
				D:	5.600/0.000	5.600/0.000	
				E:	9.500/0.000	9.250/0.000	
				ND:	/	/	
8	21	Stacey Ervin	Univ of Michigan	Fin:	14.800	15.100	29.900
				D:	5.600/0.000	5.600/0.000	
				E:	9.200/0.000	9.500/0.000	
				ND:	/	/	
9	76	Tristan Burke	WOGA Frisco	Fin:	14.900	14.900	29.800
				D:	5.600/0.000	5.600/0.000	
				E:	9.300/0.000	9.300/0.000	
				ND:	/	/	
10	91	Allan Bower	Univ of Oklahoma	Fin:	14.850	14.800	29.650
				D:	5.600/0.000	5.600/0.000	
				E:	9.250/0.000	9.200/0.000	
				ND:	/	/	
11	56	Alex Naddour	Tm Hilton USA Youth	Fin:	14.600	15.000	29.600
				D:	6.000/0.000	6.000/0.000	
				E:	8.900/0.000	9.100/0.000	
				ND:	-0.300/	-0.100/	
12	26	Hunter Justus	Univ of Oklahoma	Fin:	14.850	14.700	29.550
				D:	5.600/0.000	5.600/0.000	
				E:	9.250/0.000	9.100/0.000	
				ND:	/	/	

2015 P&G Championships - Men Day 2

Event Results - Multi

Aug 16, 2015

#1 = 2015 P&G Championships - Men Day 2: 100%

#2 = 2015 P&G Championships - Men Day 1: 100%



Place	Num	Name	Gym		#2	#1	Score
13	86	Brandon Wynn	Tm Hilton USOTC	Fin:	14.750	14.750	29.500
				D:	5.600/0.000	5.600/0.000	
				E:	9.150/0.000	9.150/0.000	
				ND:	/	/	
14T	57	Kyle Zemeir	UC Berkeley	Fin:	14.900	14.550	29.450
				D:	5.600/0.000	5.600/0.000	
				E:	9.300/0.000	9.050/0.000	
				ND:	/	-0.100/	
14T	84	Marvin Kimble	Tm Hilton USOTC	Fin:	14.700	14.750	29.450
				D:	5.600/0.000	5.600/0.000	
				E:	9.100/0.000	9.150/0.000	
				ND:	/	/	
16T	41	Danell Leyva	Tm Hilton Universal	Fin:	14.600	14.800	29.400
				D:	5.200/0.000	5.200/0.000	
				E:	9.400/0.000	9.600/0.000	
				ND:	/	/	
16T	2	Joshua Dixon	U.S.O.T.C.	Fin:	15.000	14.400	29.400
				D:	5.800/0.000	5.400/0.000	
				E:	9.300/0.000	9.000/0.000	
				ND:	-0.100/	/	
18	14	Trevor Howard	Penn State	Fin:	14.650	14.700	29.350
				D:	5.600/0.000	5.600/0.000	
				E:	9.050/0.000	9.100/0.000	
				ND:	/	/	
19	83	Colin Van Wicklen	Univ of Oklahoma	Fin:	15.100	14.150	29.250
				D:	6.000/0.000	6.000/0.000	
				E:	9.100/0.000	8.150/0.000	
				ND:	/	/	
20	87	Cameron Bock	SCATS	Fin:	14.700	14.500	29.200
				D:	5.200/0.000	5.200/0.000	
				E:	9.500/0.000	9.400/0.000	
				ND:	/	-0.100/	
21	7	Matt Felleman	Penn State	Fin:	14.700	14.400	29.100
				D:	5.200/0.000	5.200/0.000	
				E:	9.500/0.000	9.200/0.000	
				ND:	/	/	
22	12	Alec Yoder	Interactive	Fin:	14.600	14.350	28.950
				D:	5.200/0.000	5.200/0.000	
				E:	9.400/0.000	9.150/0.000	
				ND:	/	/	
23T	4	Yul Moldauer	Univ of Oklahoma	Fin:	14.500	14.400	28.900
				D:	5.200/0.000	5.200/0.000	
				E:	9.300/0.000	9.200/0.000	
				ND:	/	/	
23T	49	Sean Melton	Ohio State	Fin:	14.150	14.750	28.900
				D:	5.600/0.000	5.600/0.000	
				E:	8.650/0.000	9.250/0.000	
				ND:	-0.100/	-0.100/	

2015 P&G Championships - Men Day 2

Event Results - Multi

Aug 16, 2015

#1 = 2015 P&G Championships - Men Day 2: 100%

#2 = 2015 P&G Championships - Men Day 1: 100%



Place	Num	Name	Gym		#2	#1	Score
25	50	Steven Legendre	Tm Hilton Oklahoma	Fin:	14.400	14.450	28.850
				D:	6.000/0.000	6.000/0.000	
				E:	8.400/0.000	8.450/0.000	
				ND:	/	/	
26	64	CJ Maestas	U.S.O.T.C.	Fin:	14.400	14.400	28.800
				D:	5.200/0.000	5.200/0.000	
				E:	9.200/0.000	9.200/0.000	
				ND:	/	/	
27	11	Jonathan Horton	Tm Hilton Cypress	Fin:	14.000	14.650	28.650
				D:	5.600/0.000	5.600/0.000	
				E:	8.400/0.000	9.350/0.000	
				ND:	/	-0.300/	
28	18	Robert Neff	Stanford	Fin:	14.250	14.350	28.600
				D:	5.200/0.000	5.200/0.000	
				E:	9.050/0.000	9.150/0.000	
				ND:	/	/	
29	10	Dmitri Belanovski	Univ of Michigan	Fin:	14.350	14.100	28.450
				D:	5.200/0.000	5.200/0.000	
				E:	9.150/0.000	9.000/0.000	
				ND:	/	-0.100/	
30	3	Donothan Bailey	Tm Hilton USOTC	Fin:	13.800	14.600	28.400
				D:	5.600/0.000	5.600/0.000	
				E:	8.500/0.000	9.100/0.000	
				ND:	-0.300/	-0.100/	
31T	58	Andrew Botto	Univ of Iowa	Fin:	14.700	13.600	28.300
				D:	5.600/0.000	5.600/0.000	
				E:	9.100/0.000	8.100/0.000	
				ND:	/	-0.100/	
31T	75	Akash Modi	Stanford	Fin:	13.450	14.850	28.300
				D:	5.600/0.000	5.600/0.000	
				E:	8.150/0.000	9.250/0.000	
				ND:	-0.300/	/	
33	43	Adrian de los Angeles	Univ of Michigan	Fin:	14.450	13.400	27.850
				D:	5.600/0.000	5.600/0.000	
				E:	8.950/0.000	8.100/0.000	
				ND:	-0.100/	-0.300/	
34	38	Peter Daggett	Univ of Oklahoma	Fin:	13.900	13.900	27.800
				D:	4.800/0.000	4.800/0.000	
				E:	9.100/0.000	9.100/0.000	
				ND:	/	/	
35	8	Jack Boyle	Univ of Iowa	Fin:	13.100	13.300	26.400
				D:	5.200/0.000	4.400/0.000	
				E:	8.000/0.000	8.900/0.000	
				ND:	-0.100/	/	
36T	17	Nick Hunter	Univ of Michigan	Fin:	0.000	0.000	0.000
				D:	0.000/0.000	0.000/0.000	
				E:	0.000/0.000	0.000/0.000	
				ND:	/	/	

2015 P&G Championships - Men Day 2

Page: 4
Printed: 8/16/2015 4:39:02 PM

Event Results - Multi

Men / SR
Session: 4M

Aug 16, 2015

#1 = 2015 P&G Championships - Men Day 2: 100%

#2 = 2015 P&G Championships - Men Day 1: 100%



Place	Num	Name	Gym		#2	#1	Score
36T	61	Danny Berardini	Univ of Oklahoma	Fin:	0.000	0.000	0.000
				D:	0.000/0.000	0.000/0.000	
				E:	0.000/0.000	0.000/0.000	
				ND:	/	/	
36T	62	Michael Reid	Univ of Oklahoma	Fin:	0.000	0.000	0.000
				D:	0.000/0.000	0.000/0.000	
				E:	0.000/0.000	0.000/0.000	
				ND:	/	/	
36T	63	Leroy Clarke, Jr.	Penn State	Fin:	0.000	0.000	0.000
				D:	0.000/0.000	0.000/0.000	
				E:	0.000/0.000	0.000/0.000	
				ND:	/	/	

2015 P&G Championships - Men Day 2

Page: 1
Printed: 8/16/2015 4:39:08 PM

Event Results - Multi

Men / SR
Session: 4M

Aug 16, 2015

#1 = 2015 P&G Championships - Men Day 2: 100%

#2 = 2015 P&G Championships - Men Day 1: 100%



Place	Num	Name	Gym		#2	#1	Score
1	59	Sam Mikulak	Tm Hilton USOTC	Fin:	16.250	15.300	31.550
				D:	6.800	6.700	
				E:	9.450	8.600	
				ND:			
2	16	Chris Brooks	Tm Hilton USOTC	Fin:	15.400	15.750	31.150
				D:	6.700	6.800	
				E:	8.700	8.950	
				ND:			
3	41	Danell Leyva	Tm Hilton Universal	Fin:	15.700	15.350	31.050
				D:	7.100	7.100	
				E:	8.600	8.550	
				ND:		-0.300	
4	11	Jonathan Horton	Tm Hilton Cypress	Fin:	15.150	15.250	30.400
				D:	6.300	6.300	
				E:	8.850	8.950	
				ND:			
5	75	Akash Modi	Stanford	Fin:	14.750	15.400	30.150
				D:	6.400	6.400	
				E:	8.350	9.000	
				ND:			
6T	4	Yul Moldauer	Univ of Oklahoma	Fin:	14.850	15.100	29.950
				D:	6.000	6.000	
				E:	8.850	9.100	
				ND:			
6T	84	Marvin Kimble	Tm Hilton USOTC	Fin:	14.850	15.100	29.950
				D:	6.000	6.000	
				E:	8.850	9.100	
				ND:			
8	61	Danny Berardini	Univ of Oklahoma	Fin:	14.550	15.100	29.650
				D:	6.200	6.200	
				E:	8.350	8.900	
				ND:			
9T	29	Donnell Whittenburg	Tm Hilton USOTC	Fin:	14.350	15.200	29.550
				D:	6.600	7.000	
				E:	7.750	8.200	
				ND:			
9T	86	Brandon Wynn	Tm Hilton USOTC	Fin:	14.900	14.650	29.550
				D:	6.600	6.600	
				E:	8.300	8.050	
				ND:			
11	50	Steven Legendre	Tm Hilton Oklahoma	Fin:	14.550	14.900	29.450
				D:	6.100	6.100	
				E:	8.450	8.800	
				ND:			
12T	57	Kyle Zemeir	UC Berkeley	Fin:	14.850	14.550	29.400
				D:	5.800	5.700	
				E:	9.050	8.850	
				ND:			

2015 P&G Championships - Men Day 2

Page: 2
Printed: 8/16/2015 4:39:08 PM

Event Results - Multi

Men / SR
Session: 4M

Aug 16, 2015

#1 = 2015 P&G Championships - Men Day 2: 100%

#2 = 2015 P&G Championships - Men Day 1: 100%



Place	Num	Name	Gym		#2	#1	Score
12T	78	Eddie Penev	Tm Hilton USOTC	Fin:	14.550	14.850	29.400
				D:	5.900	6.000	
				E:	8.650	8.850	
				ND:			
12T	91	Allan Bower	Univ of Oklahoma	Fin:	14.650	14.750	29.400
				D:	6.100	6.100	
				E:	8.550	8.650	
				ND:			
15	73	Paul Ruggeri III	Tm Hilton USOTC	Fin:	14.450	14.850	29.300
				D:	6.300	6.300	
				E:	8.150	8.550	
				ND:			
16T	26	Hunter Justus	Univ of Oklahoma	Fin:	14.850	14.200	29.050
				D:	5.900	5.900	
				E:	8.950	8.300	
				ND:			
16T	87	Cameron Bock	SCATS	Fin:	14.200	14.850	29.050
				D:	5.800	5.900	
				E:	8.400	8.950	
				ND:			
16T	49	Sean Melton	Ohio State	Fin:	14.900	14.150	29.050
				D:	6.600	6.200	
				E:	8.300	7.950	
				ND:			
19	3	Donothan Bailey	Tm Hilton USOTC	Fin:	14.450	14.100	28.550
				D:	6.100	6.000	
				E:	8.350	8.100	
				ND:			
20	14	Trevor Howard	Penn State	Fin:	14.550	13.950	28.500
				D:	6.200	6.100	
				E:	8.350	7.850	
				ND:			
21	38	Peter Daggett	Univ of Oklahoma	Fin:	14.250	14.150	28.400
				D:	5.400	5.300	
				E:	8.850	8.850	
				ND:			
22	62	Michael Reid	Univ of Oklahoma	Fin:	14.900	13.350	28.250
				D:	6.100	6.000	
				E:	8.800	7.350	
				ND:			
23	63	Leroy Clarke, Jr.	Penn State	Fin:	13.750	14.400	28.150
				D:	5.800	5.900	
				E:	7.950	8.500	
				ND:			
24	56	Alex Naddour	Tm Hilton USA Youth	Fin:	13.950	14.100	28.050
				D:	6.000	6.000	
				E:	7.950	8.100	
				ND:			

2015 P&G Championships - Men Day 2

Event Results - Multi

Aug 16, 2015

#1 = 2015 P&G Championships - Men Day 2: 100%

#2 = 2015 P&G Championships - Men Day 1: 100%



Place	Num	Name	Gym		#2	#1	Score
25	7	Matt Felleman	Penn State	Fin:	14.050	13.950	28.000
				D:	5.700	5.800	
				E:	8.350	8.150	
				ND:			
26	64	CJ Maestas	U.S.O.T.C.	Fin:	14.050	13.900	27.950
				D:	5.800	5.700	
				E:	8.250	8.200	
				ND:			
27	18	Robert Neff	Stanford	Fin:	14.150	13.750	27.900
				D:	5.500	5.500	
				E:	8.650	8.250	
				ND:			
28	17	Nick Hunter	Univ of Michigan	Fin:	14.050	13.700	27.750
				D:	6.200	6.200	
				E:	7.850	7.500	
				ND:			
29	45	Kevin Wolting	UC Berkeley	Fin:	13.100	14.000	27.100
				D:	5.400	5.500	
				E:	7.700	8.500	
				ND:			
30	76	Tristan Burke	WOGA Frisco	Fin:	13.050	14.000	27.050
				D:	5.500	5.500	
				E:	7.550	8.500	
				ND:			
31	83	Colin Van Wicklen	Univ of Oklahoma	Fin:	13.150	13.750	26.900
				D:	6.000	6.000	
				E:	7.150	7.750	
				ND:			
32	8	Jack Boyle	Univ of Iowa	Fin:	13.150	13.650	26.800
				D:	5.700	5.800	
				E:	7.450	7.850	
				ND:			
33	58	Andrew Botto	Univ of Iowa	Fin:	12.950	13.600	26.550
				D:	5.300	5.300	
				E:	7.650	8.300	
				ND:			
34	10	Dmitri Belanovski	Univ of Michigan	Fin:	13.800	12.000	25.800
				D:	5.800	5.800	
				E:	8.000	6.200	
				ND:			
35	12	Alec Yoder	Interactive	Fin:	11.350	14.100	25.450
				D:	5.900	6.000	
				E:	5.450	8.100	
				ND:			
36	43	Adrian de los Angeles	Univ of Michigan	Fin:	14.300	0.000	14.300
				D:	6.100	0.000	
				E:	8.200	0.000	
				ND:			

2015 P&G Championships - Men Day 2

Event Results - Multi

Aug 16, 2015

Page: 4
Printed: 8/16/2015 4:39:08 PM

Men / SR
Session: 4M

#1 = 2015 P&G Championships - Men Day 2: 100%

#2 = 2015 P&G Championships - Men Day 1: 100%



Place	Num	Name	Gym		#2	#1	Score
37	2	Joshua Dixon	U.S.O.T.C.	Fin:	13.050	0.000	13.050
				D:	5.100	0.000	
				E:	7.950	0.000	
				ND:			
38T	21	Stacey Ervin	Univ of Michigan	Fin:	0.000	0.000	0.000
				D:	0.000	0.000	
				E:	0.000	0.000	
				ND:			
38T	82	Steven Lacombe	UC Berkeley	Fin:	0.000	0.000	0.000
				D:	0.000	0.000	
				E:	0.000	0.000	
				ND:			

2015 P&G Championships - Men Day 2

Event Results - Multi

Aug 16, 2015

#1 = 2015 P&G Championships - Men Day 2: 100%

#2 = 2015 P&G Championships - Men Day 1: 100%



Place	Num	Name	Gym		#2	#1	Score
1	16	Chris Brooks	Tm Hilton USOTC	Fin:	15.600	15.750	31.350
				D:	7.000	7.000	
				E:	8.600	8.750	
				ND:			
2	73	Paul Ruggeri III	Tm Hilton USOTC	Fin:	15.950	14.800	30.750
				D:	6.900	7.000	
				E:	9.050	7.800	
				ND:			
3	59	Sam Mikulak	Tm Hilton USOTC	Fin:	15.550	14.900	30.450
				D:	6.900	6.800	
				E:	8.650	8.100	
				ND:			
4	41	Danell Leyva	Tm Hilton Universal	Fin:	16.000	14.300	30.300
				D:	7.300	7.300	
				E:	8.700	7.000	
				ND:			
5	3	Donothan Bailey	Tm Hilton USOTC	Fin:	14.750	14.800	29.550
				D:	6.000	6.100	
				E:	8.750	8.700	
				ND:			
6	61	Danny Berardini	Univ of Oklahoma	Fin:	14.750	14.750	29.500
				D:	5.900	5.900	
				E:	8.850	8.850	
				ND:			
7	11	Jonathan Horton	Tm Hilton Cypress	Fin:	15.500	13.550	29.050
				D:	6.600	6.100	
				E:	8.900	7.450	
				ND:			
8	83	Colin Van Wicklen	Univ of Oklahoma	Fin:	14.400	14.600	29.000
				D:	5.600	5.700	
				E:	8.800	8.900	
				ND:			
9	12	Alec Yoder	Interactive	Fin:	14.450	14.500	28.950
				D:	5.600	5.600	
				E:	8.850	8.900	
				ND:			
10	86	Brandon Wynn	Tm Hilton USOTC	Fin:	14.600	14.200	28.800
				D:	6.000	5.500	
				E:	8.600	8.700	
				ND:			
11	18	Robert Neff	Stanford	Fin:	14.300	14.400	28.700
				D:	5.700	5.700	
				E:	8.600	8.700	
				ND:			
12	91	Allan Bower	Univ of Oklahoma	Fin:	14.300	14.350	28.650
				D:	5.500	5.500	
				E:	8.800	8.850	
				ND:			

2015 P&G Championships - Men Day 2

Event Results - Multi

Aug 16, 2015

#1 = 2015 P&G Championships - Men Day 2: 100%

#2 = 2015 P&G Championships - Men Day 1: 100%



Place	Num	Name	Gym		#2	#1	Score
13	75	Akash Modi	Stanford	Fin:	14.500	14.100	28.600
				D:	6.200	6.100	
				E:	8.300	8.000	
				ND:			
14	2	Joshua Dixon	U.S.O.T.C.	Fin:	14.000	14.450	28.450
				D:	5.900	6.200	
				E:	8.100	8.250	
				ND:			
15	84	Marvin Kimble	Tm Hilton USOTC	Fin:	13.150	15.250	28.400
				D:	6.400	6.800	
				E:	6.750	8.450	
				ND:			
16	78	Eddie Penev	Tm Hilton USOTC	Fin:	14.000	14.350	28.350
				D:	6.100	6.200	
				E:	7.900	8.150	
				ND:			
17	87	Cameron Bock	SCATS	Fin:	13.850	14.400	28.250
				D:	5.500	5.600	
				E:	8.350	8.800	
				ND:			
18	4	Yul Moldauer	Univ of Oklahoma	Fin:	14.000	14.200	28.200
				D:	5.100	5.300	
				E:	8.900	8.900	
				ND:			
19	50	Steven Legendre	Tm Hilton Oklahoma	Fin:	13.950	14.200	28.150
				D:	5.500	5.500	
				E:	8.450	8.700	
				ND:			
20T	21	Stacey Ervin	Univ of Michigan	Fin:	13.900	14.200	28.100
				D:	5.300	5.400	
				E:	8.600	8.800	
				ND:			
20T	64	CJ Maestas	U.S.O.T.C.	Fin:	13.400	14.700	28.100
				D:	5.800	6.300	
				E:	7.600	8.400	
				ND:			
22	14	Trevor Howard	Penn State	Fin:	13.850	14.200	28.050
				D:	5.300	5.400	
				E:	8.550	8.800	
				ND:			
23T	10	Dmitri Belanovski	Univ of Michigan	Fin:	14.300	13.700	28.000
				D:	5.900	5.600	
				E:	8.400	8.100	
				ND:			
23T	63	Leroy Clarke, Jr.	Penn State	Fin:	13.850	14.150	28.000
				D:	5.300	5.400	
				E:	8.550	8.750	
				ND:			

2015 P&G Championships - Men Day 2

Event Results - Multi

Aug 16, 2015

#1 = 2015 P&G Championships - Men Day 2: 100%

#2 = 2015 P&G Championships - Men Day 1: 100%



Place	Num	Name	Gym		#2	#1	Score
25	7	Matt Felleman	Penn State	Fin:	13.200	14.650	27.850
				D:	6.000	6.000	
				E:	7.200	8.650	
				ND:			
26	29	Donnell Whittenburg	Tm Hilton USOTC	Fin:	14.750	13.000	27.750
				D:	6.700	6.000	
				E:	8.050	7.000	
				ND:			
27	56	Alex Naddour	Tm Hilton USA Youth	Fin:	13.950	13.700	27.650
				D:	5.600	5.600	
				E:	8.350	8.100	
				ND:			
28	57	Kyle Zemeir	UC Berkeley	Fin:	13.200	14.200	27.400
				D:	5.500	5.700	
				E:	7.700	8.500	
				ND:			
29	38	Peter Daggett	Univ of Oklahoma	Fin:	14.100	13.150	27.250
				D:	5.300	5.100	
				E:	8.800	8.050	
				ND:			
30	49	Sean Melton	Ohio State	Fin:	13.250	13.900	27.150
				D:	5.900	5.900	
				E:	7.350	8.000	
				ND:			
31	76	Tristan Burke	WOGA Frisco	Fin:	13.450	13.650	27.100
				D:	5.200	5.200	
				E:	8.250	8.450	
				ND:			
32	8	Jack Boyle	Univ of Iowa	Fin:	13.350	13.600	26.950
				D:	6.300	6.200	
				E:	7.050	7.400	
				ND:			
33	26	Hunter Justus	Univ of Oklahoma	Fin:	13.700	13.150	26.850
				D:	5.100	5.000	
				E:	8.600	8.150	
				ND:			
34	45	Kevin Wolting	UC Berkeley	Fin:	13.200	13.050	26.250
				D:	5.400	5.600	
				E:	7.800	7.450	
				ND:			
35	17	Nick Hunter	Univ of Michigan	Fin:	12.700	13.400	26.100
				D:	5.600	5.500	
				E:	7.100	7.900	
				ND:			
36	43	Adrian de los Angeles	Univ of Michigan	Fin:	12.550	0.000	12.550
				D:	5.800	0.000	
				E:	6.750	0.000	
				ND:			

2015 P&G Championships - Men Day 2

Event Results - Multi

Aug 16, 2015

Page: 4
Printed: 8/16/2015 4:39:16 PM

Men / SR
Session: 4M

#1 = 2015 P&G Championships - Men Day 2: 100%

#2 = 2015 P&G Championships - Men Day 1: 100%



Place	Num	Name	Gym		#2	#1	Score
37T	58	Andrew Botto	Univ of Iowa	Fin:	0.000	0.000	0.000
				D:	0.000	0.000	
				E:	0.000	0.000	
				ND:			
37T	62	Michael Reid	Univ of Oklahoma	Fin:	0.000	0.000	0.000
				D:	0.000	0.000	
				E:	0.000	0.000	
				ND:			
37T	82	Steven Lacombe	UC Berkeley	Fin:	0.000	0.000	0.000
				D:	0.000	0.000	
				E:	0.000	0.000	
				ND:			