

NEBRASKA

2009 CORNHUSKER FOOTBALL

Nebraska Media Relations ♦ One Memorial Stadium ♦ Lincoln, NE 68588-0123 ♦ Phone: (402) 472-2263 ♦ sportsinfo@huskers.com

2009 NEBRASKA SCHEDULE

Date	Opponent (TV)	Time/Result
Sept. 5	Florida Atlantic (FSN PPV)	W, 49-3
Sept. 12	Arkansas State (FSN PPV)	W, 38-9
Sept. 19	at Virginia Tech (ABC)	L, 16-15
Sept. 26	Louisiana-Lafayette (FSN PPV)	W, 55-0
Oct. 8	at Missouri (ESPN)	W, 27-12
Oct. 17	Texas Tech (ABC)	L, 31-10
Oct. 24	Iowa State (FSN)	L, 9-7
Oct. 31	at Baylor (Versus)	W, 20-10
Nov. 7	Oklahoma (ABC)	W, 10-3
Nov. 14	at Kansas (ABC)	2:30 p.m.
Nov. 21	Kansas State (ESPN or ESPN2)	6:45 p.m.
Nov. 27	at Colorado (ABC)	2:30 p.m.
Dec. 5	Big 12 Championship Game (ABC)	7 p.m.

All times Central and subject to change

TELEVISION

ABC-HD

Ron Franklin, Play-by-Play
Ed Cunningham, Analyst



RADIO

Husker Sports Network

Greg Sharpe, Play-by-Play
Adrian Fiala, Color
Matt Davison, Color
Lane Grindle, Sidelines



INTERNET

Huskers.com

Husker Sports Network free audio
Live stats, game-day information, photo galleries



OTHER

Satellite Radio

Sirius Channel 121, XM 141 (Nebraska)



A NUMBERS GAME

0

Nebraska has not allowed a point in the fourth quarter in its past three games. In fact, Nebraska has allowed just seven fourth-quarter points in its past six games, and has blanked four of five Big 12 opponents in the fourth quarter.



HUSKERS

Record: 6-3, 3-2

Rankings:

not ranked

Last Game:

def. Oklahoma, 10-3

Coach: Bo Pelini

Career/NU Record:

16-7/2nd year

vs. Kansas: 1-0

GAME 10:

NEBRASKA AT KANSAS

Nov. 14, 2009 | MEMORIAL STADIUM
LAWRENCE, KAN. | 2:30 P.M. (CST)



GAME INFORMATION

Television: ABC-HD

Radio: Husker Sports Network

Stadium: Kansas Memorial Stadium

Capacity: 50,091

Surface: AstroPlay

Series Record: NU leads, 89-23-3

Last Meeting: NU 45, Kansas 35

Nov. 8, 2008 in Lincoln

JAYHAWKS

Record: 5-4, 1-4

Rankings:

not ranked

Last Game:

lost to Kansas St., 17-10

Coach: Mark Mangino

Career/KU Record:

50-45/eighth season

vs. Nebraska: 2-5

THE MATCHUP

Nebraska goes back on the road this Saturday, traveling to Lawrence, for a Big 12 North Division matchup with Kansas. The game is set to kick off shortly after 2:30 p.m. from KU's Memorial Stadium, with ABC providing regional television coverage of the contest.

Nebraska enters the game with a 6-3 overall record and a 3-2 mark in the Big 12 Conference, following a 10-3 victory over 20th-ranked Oklahoma last Saturday in Lincoln. The win ended a four-game losing streak against the Sooners and marked the Huskers' second win over a ranked foe this season. Nebraska is right in the thick of the North Division race, standing a half-game behind division leader Kansas State.

Kansas stands at 5-4 on the season, including 1-4 in Big 12 Conference play, after a 17-10 loss at Kansas State last Saturday. KU began the season 5-0, but has suffered four consecutive setbacks in Big 12 action. Despite the losses, KU remains a dangerous foe, featuring one of the Big 12's most explosive offensive attacks.

THE SERIES

Nebraska holds an 89-23-3 lead in the all-time series between the two schools, including a 46-8-1 advantage in Lawrence. The home team has held its own in recent years, winning the past five meetings in the series dating back to a 24-3 Nebraska win in Lawrence in 2003.

THE COACHES

Nebraska: Bo Pelini (Ohio State, '90) owns a 16-7 record in his second season with the Huskers. Pelini guided Nebraska to nine wins in his first season as head coach, joining Bob Devaney, Tom Osborne and Frank Solich as the only Nebraska coaches to win nine games in their first season leading the Cornhuskers. Prior to taking over as the Huskers' head coach, Pelini served as defensive coordinator at NU, Oklahoma and LSU. Previously, he had stints as an NFL assistant with San Francisco, New England and Green Bay.

Kansas: Mark Mangino (Youngstown State, '87) is in his seventh season as the Kansas head coach and holds a 50-45 record with the Jayhawks. Mangino has guided the Jayhawks to four bowl appearances and was the national coach of the year in 2007, when he guided KU to a 12-1 record and an Orange Bowl victory.

NEBRASKA FOOTBALL

Nebraska is 823-340-40 all-time, one of just seven schools with 800 all-time victories ♦ Nebraska has won five national championships (1970, 1971, 1994, 1995, 1997). ♦ The Cornhuskers have won 43 conference championships. ♦ Nebraska's 45 all-time bowl appearances rank fifth nationally. ♦ Since 1970, Nebraska has 389 wins, 26 more than any other school. ♦ Nebraska's 98 football Academic All-Americans lead the nation. ♦ The Huskers have had 106 All-Americans in school history.



NEBRASKA-OKLAHOMA STAT WRAP

Team Stats	OU	NU
First Downs	23	7
Rushes-Yards	29-80	43-141
Passes	26-58-5	7-14-0
Passing Yards	245	39
Total Offense	325	180
3rd-Down Conversions	5-of-18	1-of-14
Turnovers	5	1
Penalties	9-64	11-104
Sacks	2-11	2-19

NU Rushing Leaders

Roy Helu Jr.—20 carries, 138 yards
Dontrayevous Robinson—6 carries, 13 yards

NU Passing Leader

Zac Lee—5-9-0, 35 yards, TD

NU Receiving Leaders

Roy Helu Jr.—3 receptions, 15 yards
Ryan Hill—1 reception, 1 yard, TD

NU Defensive Leaders

Matt O'Hanlon—9 UT, 3 AT, 12 TT, 3 INT (school record)
Phillip Dillard—5 UT, 3 AT, 8 TT, 1-13 sacks, 2-18 TFL, INT
Jared Crick—2 UT, 6 AT, 8 TT, 0.5-3 sacks, 3 QB Hurry
Ndamukong Suh—1 UT, 3 AT, 4 TT, 1 blocked kick, 3 QB Hurry

NU Special Teams Leaders

Alex Henery—FG, 11 punts, 43.7 average, 2 inside 20

2009 BIG 12 STANDINGS

North Division

Team	Records		
	Big 12	Overall	Next Game
Kansas St.	4-2	6-4	Missouri
Nebraska	3-2	6-3	at Kansas
Colorado	2-3	3-6	at Iowa State
Iowa St.	2-4	5-5	Colorado
Kansas	1-4	5-4	Nebraska
Missouri	1-4	5-4	at Kansas State

South Division

Team	Records		
	Big 12	Overall	Next Game
Texas	5-0	9-0	at Baylor
Oklahoma St.	4-1	7-2	Texas Tech
Texas Tech	3-2	6-3	at Oklahoma St.
Oklahoma	3-2	5-4	Texas A&M
Texas A&M	2-3	5-4	at Oklahoma
Baylor	1-4	4-5	Texas

2009 Nebraska Non-Conference Opponents

Team	Record	Next Game
Florida Atlantic	2-6	Arkansas State
Arkansas State	2-6	at Florida Atlantic
Virginia Tech	6-3	at Maryland
Louisiana-Lafayette	5-4	at Middle Tennessee

NOTING GAME 9...NEBRASKA 10, NO. 20 OKLAHOMA 3

* The win over No. 20 Oklahoma marked Nebraska's second straight win over a ranked opponent. The Huskers also defeated then-No. 24 Missouri, 27-12, in Columbia, Mo., on Oct. 8 this season. Oklahoma is the highest ranked team Nebraska has defeated since a win over No. 20 Michigan in the 2005 Alamo Bowl.

* NU improved to 4-1 in November under coach Bo Pelini, with the only loss last year at No. 4 Oklahoma.

* Senior safety **Matt O'Hanlon** tied the school record for interceptions as he became the fourth player in Nebraska history to pick off three passes in a game. O'Hanlon is the first to accomplish the feat since Ric Lindquist intercepted three against Kansas State Nov. 10, 1979. It was the first multiple-interception game by a Husker since Cortney Grixby had two picks against Iowa State on Sept. 29, 2007.

* All three of the interceptions came in the second half, giving him a team-high four picks in 2009. O'Hanlon has five career interceptions and has returned those for a total of 69 yards, including a 30-yard return of a third-quarter pick.

* O'Hanlon had a career-high 12 tackles, bettering his eight tackles last year vs. Virginia Tech. O'Hanlon reached his career high before intermission with nine first-half stops.

* Nebraska senior defensive tackle **Ndamukong Suh** blocked a Sooner field goal attempt in the first quarter. The block was the third blocked kick for Suh this season (also FG and PAT vs. ISU). The three blocked kicks this season are a defensive line record, breaking his own record set last season. Suh has six career blocked kicks, just one off the Nebraska career record of seven blocked kicks by defensive back Barron Miles from 1992 to 1994.

* Junior cornerback **Prince Amukamara** set up NU's first score of the game with a 22-yard interception return in the second quarter. His 22-yard return was a career long, and it was his third INT of the season.

* Sophomore defensive tackle **Jared Crick** finished with eight tackles, including sharing a six-yard sack alongside Barry Turner. Crick pushed his season sacks total to nine, the most by a Husker since 2005. Crick has at least 0.5 sack in six of nine games this season and at least one TFL in seven of nine games.

* Senior linebacker **Phillip Dillard** had eight tackles, marking his fourth straight game with at least five tackles. Dillard had a 13-yard sack in the first quarter and finished the game with two tackles for loss, while also adding a late interception he returned for nine yards.

* Nebraska had five interceptions in the game, the first time NU has picked off five passes since a 2003 win over Texas A&M in Lincoln. It was also the first time the Huskers had five takeaways since Western Illinois committed five turnovers in the 2004 season opener—a span of 70 games. NU was a season-best +4 in turnover margin, its best since a school-record +8 turnover margin against Texas A&M in 2003.

* Nebraska junior I-back **Roy Helu Jr.** rushed 20 times for 138 yards, marking his sixth career 100-yard rushing game and third in 2009. Helu has had two of his 100-yard rushing efforts against Oklahoma (157 at OU last season).

* Helu's 63-yard run in the second quarter was a career-long rush, bettering his 57-yard scamper at Oklahoma last season. The 63-yard run was also the longest run from scrimmage by a Nebraska player this season.

* The Blackshirt defense held Oklahoma to just three points, the lowest point total for Oklahoma under Bob Stoops. It also marked the first time since 1998 OU has not scored a touchdown. The Huskers have limited eight opponents to 16 or fewer points and have allowed just 93 points through nine games. NU has held three straight Big 12 foes to 10 or fewer points for the first time since 1997.

* Oklahoma rushed for 80 yards to mark the eighth time in its last 11 games NU has allowed 102 or fewer rushing yards. The Sooners averaged just 2.8 yards per carry, the seventh straight opponent to average fewer than 3.0 yards per rush against NU. Nebraska has not allowed a rush of longer than 23 yards in Big 12 play.

* Nebraska scored first, marking the second straight week the Huskers put the first points on the board. Prior to the Baylor game, the opposition scored first in Nebraska's previous seven games against BCS opponents.

* Nebraska's 10 points were its fewest in a win since a 7-6 victory over Pittsburgh in 2005. NU has won five games since 1980 when scoring 10 or fewer points (at Missouri 1981; vs. Colorado & at Oklahoma, 1988; vs. Pitt, 2005).

* Oklahoma completed 26-of-58 passes, marking the sixth opponent NU has held to less than 50 percent passing.

INSIDE THE CORNHUSKERS' 2009 SCHEDULE

Date Opponent Time/Result... TV.....SeriesLast Meeting (Site)/Notes

Sept. 5.....	Florida Atlantic	W, 49-3	FSN PPV	NU, 1-0	Nebraska wins 24th straight season opener/Three points allowed fewest in 33 games
Sept. 12....	Arkansas State	W, 38-9	FSN PPV	NU, 1-0	Lee, 27-of-35, 340 yards, 4 TD/Paul and McNeill two touchdowns each
Sept. 19	at Virginia Tech	L, 16-15	ABC	VT, 2-1	Helu 28 rushes for career-high 169 yards/Henery 5-5 FG/Suh 8 tackles, 4 PBU
Sept. 26	UL-Lafayette (HC)	W, 55-0	FSN PPV	NU, 1-0	Huskers post first shutout in three seasons in 300th consecutive sellout at Memorial Stadium
Oct. 8.....	at Missouri	W, 27-12	ESPN	NU, 64-36-3	NU posts 27 fourth-quarter points and matches largest fourth-quarter comeback in school history
Oct. 17.....	Texas Tech	L, 31-10	ABC	NU, 7-4	Texas Tech wins fourth straight over Nebraska/Defense records five sacks in loss
Oct. 24.....	Iowa State	L, 9-7	FSN	NU, 86-16-2	ISU wins in Lincoln for first time since 1977 as NU commits school-record eight turnovers
Oct. 31.....	at Baylor	W, 20-10	Versus	NU, 11-1	Crick sets school records with five sacks and seven TFL/Green first true frosh to start at QB since '92
Nov. 7.....	Oklahoma	W, 10-3	ABC	OU, 44-38-3	NU posts five interceptions, including school-record three by O'Hanlon/Helu 138 rushing
Nov. 14.....	at Kansas	2:30 p.m.	ABC	NU, 89-23-3	NU, 45-35, 2008 (Lincoln)/Teams have combined for 266 points in past three meetings
Nov. 21.....	Kansas State	6:45 p.m.	ESPN/ESPN2	NU, 76-15-2	NU, 56-28, 2008 (Manhattan)/Game will be NU's 500th all-time at Memorial Stadium
Nov. 27.....	at Colorado	2:30 p.m.	ABC	NU, 47-18-2	NU, 40-31, 2008 (Lincoln)/First time teams have met without a bye week since 1995
Dec. 5.....	Big 12 Championship	7 p.m.	ABC	four app.	NU appeared in 1996, 1997, 1999, 2006/Game played in Arlington, Texas for first time



NOTING PELINI

Born: Dec. 13, 1967
Hometown: Youngstown, Ohio
Wife: Mary Pat
Children: Patrick, Kate and Caralyn
High School: Cardinal Mooney, 1986
College: Ohio State, 1990

Playing Experience

1987-90, Ohio State, free safety

Coaching Experience

Nebraska, 2008-present
 Head Coach



LSU, 2005-07
 defensive coordinator



Oklahoma, 2004
 co-def. coordinator, defensive backs



Nebraska, 2003
 defensive coordinator,
 interim head coach for Alamo Bowl



Green Bay Packers, 2000-02
 linebackers



New England Patriots, 1997-99
 linebackers



San Francisco 49ers, 1994-96
 assistant secondary



Cardinal Mooney High School, 1993
 quarterbacks



Iowa, 1991
 graduate assistant



NU UNDER PELINI

Overall	16-7
vs. AP Ranked Teams	2-4
vs. AP Top 10 Teams	0-3
vs. Unranked Teams	14-3
vs. Big 12 Teams	8-5
Home	10-4
Road	4-3
Neutral	2-0
In August	1-0
In September	5-2
In October	4-4
In November	4-1
In December	1-0
In January	1-0
When Rushing for 200 or more yards	5-2
When Rushing for 300 or more yards	2-0
When Passing for 200 or more yards	11-6
When Passing for 300 or more yards	6-1
When NU player rushes for 100 yards	7-2
When NU has two 100-yard rushers	0-0
When NU player has 100 yards receiving	5-1
When Opponent has 100 Yd. Rusher	1-2
When Scoring 35 or More Points	10-0
When Holding Opponent to 10 Pts. or less	8-1
When forcing three or more turnovers	7-0
When Nebraska scores first	11-0
When Nebraska leads at halftime	11-1
When Nebraska trails at halftime	3-6
When Nebraska is tied at halftime	2-0
Games decided by 11 points or more	11-3
Games decided by 10 or less	5-3
Games decided by 7 or less	2-3
Games decided by 3 or less	0-2
Overtime games	0-1



NEBRASKA HEAD COACH BO PELINI

Bo Pelini is in his second season as Nebraska's head coach and owns a 16-7 record with the Huskers. Pelini guided Nebraska to a 9-4 record, a share of the Big 12 North title and a Gator Bowl victory in his first season on the Nebraska sideline in 2008.

Pelini took charge of the Huskers after a highly successful five-year run as a collegiate defensive coordinator, including orchestrating NU's defensive efforts in 2003. Pelini picked up his first college head coaching victory as NU's interim coach in the 2003 Alamo Bowl against Michigan State.

Following his one season at Nebraska, Pelini served as the co-defensive coordinator at Oklahoma in 2004, helping the Sooners to the Big 12 title and BCS title game. He then followed with three seasons as the defensive coordinator at LSU. With the Tigers, Pelini led three consecutive defenses to No. 3 national rankings in total defense. He culminated his time in Baton Rouge by helping the Tigers to the 2007 national championship.

In addition to his five seasons at the collegiate level, Pelini coached in the NFL for nine seasons serving three years each with the San Francisco 49ers, New England Patriots and Green Bay Packers. Pelini was a team captain and four-year letterman as a safety at Ohio State from 1987 to 1990.

PELINI PUTS TOGETHER IMPRESSIVE FIRST-YEAR RECORDS

In guiding Nebraska to a 9-4 record in his first season in charge, Head Coach Bo Pelini measured up well with first-year coaches around the country. He also put himself in some impressive company at Nebraska.

► Pelini was the fourth Nebraska head coach to win nine games in his first season with the Cornhuskers. The others to reach that win plateau were Bob Devaney, Tom Osborne and Frank Solich.

► Pelini's nine victories last season tied for the most among 18 coaches in their first season at their respective school in 2008. Among first-time head coaches, Pelini's victory total was the best in the nation.

► Pelini became just the eighth BCS Conference (since 1998) first-time head coach to post nine or more victories in his first season. He is just the second first-year head coach in that span to win nine games after inheriting a team with a losing record the previous season.

► Nebraska shared the Big 12 North crown with Missouri, and Pelini became the first coach in Big 12 history to lead his team to at least a share of a division championship in his first season.

► Nebraska became just the second team in the 13-year history of the Big 12 to finish last in its division one season and earn at least a share of the division title the following year.

PELINI CONTINUES DEFENSIVE ACCOMPLISHMENTS AT NEBRASKA

The 2008 Nebraska defense was one of the nation's most improved units. The Huskers allowed 127 fewer yards per game than the previous season and Nebraska finished second in the Big 12 Conference in total defense.

With Pelini's previous track record it is no surprise the 2009 Blackshirts are among the nation's best defenses.

► Pelini led the 2003 Blackshirts to impressive numbers. NU had a school-record 47 takeaways, including a Big 12-record 32 interceptions, and finished second nationally in scoring defense, first in pass efficiency defense and 11th in total defense.

► Pelini guided LSU defenses to No. 3 national finishes in total defense each of his three seasons in Baton Rouge.

► In 89 games as a collegiate coach, Pelini's defenses have posted nine shutouts, held the opposition to seven points or less 31 times and to 20 points or less 57 times.

► Pelini-led defenses have 182 total takeaways, including two top-three national rankings.

NEBRASKA COACHING STAFF RETURNED INTACT FOR 2009 SEASON

Head Coach Bo Pelini returned his entire coaching staff for 2009. That may not seem like news at Nebraska where coaching continuity has been a key to success over the years, but it is noteworthy when considering the past few years.

The last time Nebraska had its full coaching staff remain the same from one season to the next was from 2001 to 2002 when Frank Solich's staff was unchanged. Since that year, Nebraska has had two head coaching changes and at least one assistant coach change each season.

Pelini's staff had extensive ties to Nebraska and the Big 12 prior to the 2008 season. Every member of the Husker coaching staff had prior experience in the Big 12 before joining forces for the Huskers.

NEBRASKA COACHING STAFF

OFFENSE



Shawn Watson
 Off. Coord./QB
 4th Year-Press Box



Tim Beck
 Running Backs
 2nd Year-Press Box



Ron Brown
 Tight Ends
 2nd/19th Year-Field



Barney Cotton
 Assoc. HC/OL
 2nd/3rd year-Field



Ted Gilmore
 Asst. HC/WR/RC
 5th Year-Field

DEFENSE



Carl Pelini
 Def. Coord./DL
 2nd Year-Field



Mike Ekeler
 Linebackers
 2nd Year-Field



John Papuchis
 Def. Ends
 2nd Year-Press Box



Marvin Sanders
 Asst. HC/Secondary
 2nd/3rd Season-Press Box



James Dobson
 Strength Coach
 2nd Year

STRENGTH



KANSAS BREAKDOWN

Offense

Kansas enters this week with one of the most effective passing offenses in college football, ranking eighth nationally with 303.8 yards per game. Senior quarterback Todd Reesing is ending his career as one of the best players in school history, as he has thrown for 10,204 yards the past four seasons. This year, Reesing is 232-of-361 with 17 touchdowns and eight interceptions for 2,626 yards. His 291.8 passing yards per game ranks No. 2 in the Big 12 Conference behind Texas Tech's Taylor Potts (317.3).

Freshman running back Toben Oporum is KU's leading rusher with 55.3 yards per game, slightly ahead of senior Jake Sharp's 52.6 per game average. Sharp has battled a leg injury through the past month of the season. Oporum has scored nine touchdowns.

The Jayhawks field two of the best wide receivers in the Big 12 Conference in senior Kerry Meier and junior Dezmon Briscoe. Meier leads the team in catches with 73, while Briscoe is No. 1 in receiving yards with 114.6 per game. Each has six touchdowns.

Defense

The Jayhawks' defense is allowing 24.2 points per game and ranks seventh in the Big 12 Conference in total defense, giving up 344.9 yards per game. Junior linebacker Drew Dudley leads KU in tackles with 63, including eight behind the line of scrimmage. Junior defensive end Jake Laptad is the team leader in tackles for losses (10) and sacks (6.5). Senior safety Darrel Stuckey, a 2008 All-Big 12 first team selection, has 62 tackles and one interception.

Four of five Big 12 opponents have scored 30+ points against Kansas. The Jayhawks are 1-3 in those contests, defeating Iowa State in the league opener, 41-36, before losing their past four games.

Special Teams

Junior placekicker Jacob Branstetter is 9-of-14 on field goals this season, including a successful 57-yard kick in KU's loss to Oklahoma on Oct. 24. Branstetter is 3-of-4 from 40-49 yards, but has struggled from 30-39 yards by connecting on just 3-of-7 attempts.

Daym Patterson returns the majority of punts for the Jayhawks, averaging 6.9 yards per return. Junior punter Alonso Rojas has pinned 13-of-39 punts inside the opponent's 20-yard line with a 41.0 yard per punt average.

Last Year's Matchup

Behind big plays from I-back Roy Helu Jr. and defensive lineman Ndamukong Suh, Nebraska scored 21 fourth-quarter points and held on for a 45-35 victory over the Kansas Jayhawks on Nov. 8, 2008 in Lincoln.

The win was Nebraska's 20th straight victory over Kansas at Memorial Stadium dating back to 1968, and made the Huskers bowl eligible in 2008.

In the fourth quarter, Helu and Suh both shined to highlight terrific performances. Helu rushed for 78 yards and one touchdown in the fourth quarter and finished the victory with a game-high 115 yards rushing and a game-high eight catches. The eight catches were a career high, while his 176 all-purpose yards were also a then-career high, fueled by his second straight 100-yard rushing game.

Suh also added a touchdown in the fourth quarter when he lined up at fullback and caught his first career pass for a two-yard touchdown that put Nebraska up by 10 with less than six minutes remaining. Suh recorded a career-high 12 tackles, including four tackles for loss, 2.5 sacks and one quarterback hurry.

Joe Ganz completed 28-of-37 passes for 324 yards and three touchdowns, while Kansas' Todd Reesing connected on 15-of-30 attempts for 304 yards and three scores.

COACH MARK MANGINO

Mark Mangino (Youngstown State, '87) is in his eighth season as the Jayhawks' head coach, and owns a 50-45 record at Kansas. Mangino has guided KU to bowl games in four of his seven seasons, including the 2008 FedEx Orange Bowl, when Mangino was named the 2007 National Coach of the Year. Last year's Jayhawks went 8-5 with a victory over Minnesota in the Insight Bowl. Mangino is 2-5 against Nebraska.

THE KANSAS SERIES

Series Notes: Last year's victory over Kansas marked the 20th in a row in Lincoln...The 115 combined points between the two teams in 2007 was the most in NU history...KU's 76 points in 2007 were the most-ever against Nebraska...the 1993 game marked Nebraska's 1,000th intercollegiate football game and the 100th between the two teams in the series...the NU-KU series is tied for the third-longest in NCAA Bowl Subdivision history at 115 games, trailing only Minnesota-Wisconsin (117) and KU-Missouri (116)...the series is continuous since 1906 (103 games), making it the longest current continuous series in bowl subdivision and an NCAA record (surpassing the 95 games by Kansas-Oklahoma, 1903-97)...the 1923 game was the dedication game for NU's Memorial Stadium...Kansas' 7-3 win in 1916 ended NU's 34-game unbeaten streak...NU started its 36-game unbeaten streak vs. KU with a 21-17 win over the Jayhawks in 1969, and had a 27-game unbeaten streak from 1917 to 1943...KU's 100th football win was an 8-6 victory over Nebraska in 1906...the 1986 game is Kansas' worst-ever defeat (70-0)...Nebraska was nationally ranked entering the KU game for 32 consecutive seasons until 2002...the 1992 game was the first time both teams entered the game ranked since 1974, and in 1995, both teams entered the game ranked in the top 10 for the first time since 1968.

2009 SCHEDULE/RESULTS

Date	Opponent	Result/Time
9/5	vs. Northern Colorado	W, 49-3
9/12	at UTEP	W, 34-7
9/19	vs. Duke	W, 44-16
9/26	vs. Southern Mississippi	W, 35-28
10/10	vs. Iowa State	W, 41-36
10/17	at Colorado	L, 30-34
10/24	vs. Oklahoma	L, 13-35
10/31	at Texas Tech	L, 21-42
11/7	at Kansas State	L, 10-17
11/14	vs. Nebraska	2:30 p.m.
11/21	at Texas	TBA
11/28	vs. Missouri (at Arrowhead)	TBA

KANSAS STATS

2009 Leaders

Rushing	Att.	Yards	TD	Long	Avg./Gm
Toben Oporum	116	498	9	26	55.3
Jake Sharp	83	368	3	30	52.6

Passing	Comp.	Att.	Int.	Pct.	TD	Yds.
Todd Reesing	232	361	8	64.3	17	2,626
Kale Pick	4	5	0	80.0	0	22

Receiving	No.	Yards	TD	Long	Avg./Gm
Kerry Meier	73	758	6	71	84.2
Dezmon Briscoe	61	917	6	56	114.6

Defense	TT	TFL/Yds.	Sack-Yds.	Int.-Yds.
Drew Dudley	63	8-24	3.0-14	0-0
Darrel Stuckey	62	3-16	1.0-13	1-0

NEBRASKA STATS

2009 Leaders

Rushing	Att.	Yards	TD	Long	Avg./Gm
Roy Helu Jr.	139	806	6	63	89.6
Dontrayevous Robinson	34	149	2	23	37.2

Passing	Comp.	Att.	Int.	Pct.	TD	Yds.
Zac Lee	123	206	6	59.7	11	1,496
Cody Green	33	59	2	55.9	2	317

Receiving	No.	Yards	TD	Long	Avg./Gm
Niles Paul	25	413	3	72	45.9
Roy Helu Jr.	19	149	0	27	16.6

Defense	TT	TFL/Yds.	Sack-Yds.	Int.-Yds.
Jared Crick	57	14-59	9.0-53	0-0
Ndamukong Suh	53	13-47	5.0-33	1-0

NCAA STATS

	NU	KU
Rushing Offense	145.6 (61st)	127.8 (85th)
Passing Offense	201.4 (77th)	303.8 (8th)
Total Offense	347.0 (84th)	431.6 (24th)
Scoring Offense	25.7 (71st)	30.8 (32nd)
Rushing Defense	94.4 (10th)	117.7 (35th)
Pass Defense	179.6 (21st)	227.2 (69th)
Total Defense	274.0 (11th)	344.9 (47th)
Scoring Defense	10.3 (2nd)	24.2 (62nd)
Net Punting	33.3 (97th)	34.7 (79th)
Punt Returns	10.8 (43rd)	6.3 (91st)
Kickoff Returns	20.9 (76th)	21.6 (66th)
Turnover Margin	-0.00 (66th)	-0.22 (79th)
Sacks	3.0 (9th)	2.8 (T-16th)



800-WIN CLUB

Nebraska is one of seven programs with 800 all-time victories, joining Michigan, Notre Dame, Texas, Ohio State, Penn State and Alabama. NU reached the historic milestone in 2006 and now has 823 all-time victories.

1. Michigan	877
2. Texas	841
3. Notre Dame	837
4. Nebraska	823
5. Ohio State	816
6. Penn State	808
Alabama	808

Nebraska is in its 120th season of college football in 2009, and owns an 823-340-40 all-time record in 1,203 games (.701).

► Since the first season of Nebraska football in 1890, Husker teams have won 11 or more games 12 times, including seven times since 1993.

► Nebraska has won 12 or more games seven times, including three seasons with 13 wins (1971, 1994, 1997).

► NU (702), Michigan (705), Alabama (728) and Notre Dame (736) were the only programs to win 700 games in the 1900s.

NATION'S BEST SINCE '70

Nebraska easily ranks as the nation's winningest program since the start of the 1970s, when Bob Devaney guided NU to back-to-back national titles in 1970 and 1971. During the past four decades, the Huskers have compiled a 389-99-5 record, for a .794 winning percentage in 493 games. NU's 389 wins in that time period are 26 more than any other school since 1970.

1. Nebraska	389
2. Ohio State	363
3. Oklahoma	361
4. Michigan	359
5. Penn State	354

► Nebraska has 35 nine-win seasons and 21 10-win seasons since 1970.

► The Huskers have finished the regular season undefeated and untied seven times since 1965, and played in 13 national title games (for one of the two teams) and won five national titles since 1970.

► Nebraska was the first team in college football history to win 100 or more games in consecutive decades, ranking first in the 1980s (103-20) and second in the 1990s (108-16-1). NU narrowly missed 100 wins in the 1970s (98).

NEBRASKA-KANSAS IN LAWRENCE

Nebraska holds a commanding all-time lead in the series with Kansas, including a remarkable 46-8-1 edge in Lawrence. However, the Jayhawks have won the past two meetings at Kansas. KU has never won three straight games against Nebraska in Lawrence. Here's a look at the past 10 meetings between the two schools in Lawrence.

Year	Rankings		Result
	NU	KU	
1990	13	--	NU, 41-9
1991	11	--	NU, 59-23
1993	6	--	NU, 21-20
1995	1	10	NU, 41-3
1997	1	--	NU, 35-0
1999	8	--	NU, 24-17
2001	2	--	NU, 51-7
2003	19	--	NU, 24-3
2005	--	--	KU, 40-15
2007	--	8	KU, 76-39

HUSKERS LOOK TO CONTINUE BIG 12 ROAD SUCCESS

Nebraska travels to Kansas Saturday afternoon for a key Big 12 North Division contest. A win would allow the Huskers to keep pace with Kansas State atop the divisional standings. In order to do so, Nebraska will need to improve to 3-0 on the road in Big 12 play, having previously picked up wins at Missouri and Baylor.

The Huskers also won their final conference road game in 2008, a 56-28 win at Kansas State and are searching for their fourth straight conference road win.

► Nebraska has not won four straight Big 12 road games since winning its final two league road games in 1999 and its first two Big 12 contests away from home in 2000.

► A win would give the Huskers three Big 12 road wins in 2009. Nebraska has posted three or more conference road wins just five times in the first 13 seasons of the Big 12 Conference.

POINTS HARD TO COME BY AGAINST NEBRASKA DEFENSE

Nebraska has allowed 93 points in nine games, and the 10.3 points per game average ranks first in the Big 12 and second in the nation, trailing only Florida's 10.1 points per game. Since 1990, NU has allowed fewer than 93 points through nine games just once with 90 points in the first nine games of 1996. NU had also allowed 93 points through nine games in 1990.

► The last time a Nebraska defense finished the season allowing fewer than 15 points per game was in 2003, when NU allowed 14.5 points per contest. Its current defensive scoring average would be the best for a Blackshirt defense since NU allowed a nation-leading 9.5 points per game in 1984.

► The Nebraska defense has surrendered eight offensive touchdowns this season (two opponent defensive TD), including just three passing touchdowns. The Blackshirts did not allow a touchdown until the second quarter of the second game, as the Huskers held their opponents out of the end zone for the first five quarters of the year, the longest season-opening streak since 1994. The 2009 Blackshirts became just the third NU team in the past 40 seasons to not allow a touchdown in the season opener.

► The Husker defense has a current streak of 10 straight quarters without allowing an offensive touchdown. A second-quarter touchdown pass by Iowa State is the last time the opposing offense scored a touchdown. Nebraska has allowed only five offensive touchdowns in five Big 12 games.

► Nebraska held its first five opponents under 20 points for the first time since a streak of five games to open the 2003 season and has held eight of nine opponents to fewer than 20 points. To put that accomplishment in perspective, Nebraska held just six opponents to less than 20 points in 2007 and 2008 combined.

► The Huskers' 55-0 shutout of Louisiana-Lafayette marked Nebraska's first whitewashing of an opponent since a 56-0 win over Troy on Sept. 23, 2006.

► NU has limited five opponents to single digits in 2009. The last time NU had more opponents score less than 10 points was in 2003 when the Huskers held six foes to nine points or less. NU head coach Bo Pelini was Nebraska's defensive coordinator in that season.

► Nebraska will face a big test this week. Kansas ranks fifth in the Big 12 in scoring offense at nearly 31 points per game. KU has also scored at least 32 points in each of the past four meetings with Nebraska.

HUSKERS PUTTING TOGETHER STRONG DEFENSIVE STRETCH

After surrendering 358 yards of total offense to Florida Atlantic in the season opener, the Husker defense held seven consecutive opponents to fewer than 280 total yards. The seven-game streak of holding opposing offenses under 300 total yards was the longest at Nebraska since the 1996 Blackshirts held eight straight opponents under 300 yards of total offense.

Ironically, the streak ended in arguably Nebraska's top defensive performance of the season—a 10-3 win over Oklahoma. Despite allowing 325 yards, the Blackshirts allowed just 3.7 yards per play and held the Sooners more than 100 yards under their total offensive average.

Nebraska is allowing an average 274.0 total yards per game to rank third in the Big 12 and 11th nationally.

► Included in Nebraska's seven-game streak of sub-280 yard defensive efforts were four Big 12 games. That marked the first time the Huskers have held four straight Big 12 opponents to fewer than 300 yards of total offense since the eight-game streak in 1996.

► Nebraska's current average of 274.0 yards per game would be the best by a Blackshirt defense since the 1999 defense allowed an average of 252.3 yards per game to rank fourth in the nation. Nebraska has finished in the top 15 nationally in total defense just twice since 1999 (8th, 2001; 11th, 2003).

YARDS ALLOWED IN 2009

Opponent	Yards Allowed
FAU	358 yards
ASU	274 yards
VT	278 yards
ULL	222 yards
MU	225 yards
TTU	259 yards
ISU	239 yards
BU	276 yards
OU	325 yards

HUSKERS STACK UP THE RUN

Nebraska's five Big 12 foes have averaged just 77.4 rushing yards, and the Huskers have allowed no rush of longer than 23 yards in conference play. Each of NU's last seven opponents has averaged fewer than 3.0 yards per rush.

The Husker run defense has been strong since the middle of last season, helping key Nebraska's overall defensive transformation.

► For the season, NU is allowing 94.4 rushing yards per game to rank fourth in the Big 12 and 10th nationally.

► The Huskers' strong play against the run began at Virginia Tech. The NU run defense held the Hokies to just 86 rushing yards, after VT entered the game 13th nationally in rushing at 254.0 yards per game.

► NU has limited eight of its last 11 opponents to 102 or fewer rushing yards.



2009 DEFENSE BY THE NUMBERS

AGAINST THE RUN

Game	Att.	Yds.	TD	Long
FAU	35	132	0	23
ASU	38	143	1	20
VT	37	86	1	46
ULL	37	102	0	12
MU	35	91	1	23
TT	25	25	2	21
ISU	48	137	0	20
BU	32	54	0	12
OU	29	80	0	14

AGAINST THE PASS

Game	Passes	Yds.	TD	Long	Sacks
FAU	20-41-2	236	0	38	0-0
ASU	11-20-0	131	0	43	4-33
VT	12-27-0	192	1	81	4-25
ULL	15-27-1	120	0	32	2-14
MU	17-43-2	134	0	38	2-15
TT	23-32-0	234	1	58	5-42
ISU	9-19-0	102	1	47	1-6
BU	19-38-2	222	0	41	7-30
OU	26-58-5	245	0	33	2-19

TAKEAWAYS

Game	Fumb.	INT	Total
FAU	1	2	3
ASU	1	0	1
VT	0	0	0
ULL	2	1	3
MU	1	2	3
TT	0	0	0
ISU	0	0	0
BU	1	2	3
OU	0	5	5

SACKS GAME-BY-GAME

Game	Sacks	Yds.	TFL	Yards
FAU	0	0	3	4
ASU	4	33	6	35
VT	4	25	9	35
ULL	2	14	6	18
MU	2	15	6	28
TT	5	42	13	61
ISU	1	6	3	9
BU	7	30	13	45
OU	2	19	5	30

POINTS AT A PREMIUM

Nebraska's past two home games have resulted in a combined total of 29 points. Iowa State posted a 9-7 victory at Memorial Stadium on Oct. 24, while Nebraska posted a 10-3 win over Oklahoma last Saturday night.

► The 29 combined points in back-to-back games at Memorial Stadium is the lowest two-game total since 1967. NU posted back-to-back shutouts of Iowa State (12-0) and Oklahoma State (9-0) that season.

► The ISU win in Lincoln ended a streak of 15 straight wins by Nebraska over the Cyclones in Lincoln. It also ended a streak of 126 straight Nebraska victories in games in which NU held the opposition to 10 or fewer points. NU's last loss in that scenario had been a 10-7 setback at Iowa on Sept. 12, 1981.

► The Huskers' 10-3 victory over Oklahoma marked Nebraska's lowest point total in a victory since a 7-6 win over Pitt in Lincoln in 2005. It also marked just the fifth time since 1980 that Nebraska has posted a victory while scoring 10 or fewer points.

Nebraska has held six opponents to 10 or fewer points in 2009 and now owns a 235-6-1 record all-time when the opponent scores 10 or fewer points.

► The longest rush against NU in Big 12 Conference play was a 23-yard run by Missouri on the game's final play. The only other run of longer than 20 yards by a Big 12 opponent was a 20-yard run by Iowa State on a fake punt.

► Texas Tech managed just 25 rushing yards and the Nebraska defense had five sacks and 13 tackles for loss against the Red Raiders. Baylor rushed for just 54 yards on 32 carries and NU had a season-high seven sacks vs. the Bears, and 13 tackles for loss. The seven sacks were the most by the Huskers since the season opener against Maine in 2005 when NU tied the school record with 11 sacks.

► During Nebraska's past 13 games its run defense has played a key role in the success. The Huskers have allowed an average of just 82.6 rushing yards in those contests.

NO FREE PASSES

Nebraska is allowing an average of 179.6 yards per game through the air. That figure not only ranks among the national leaders, but it is on a strong pace in the Nebraska record books. NU last allowed fewer than 180 passing yards per game in 2003, when Nebraska allowed 177.8 passing yards per game.

► The Blackshirts have held six opponents to 50 percent or less passing and have limited four foes to fewer than 150 passing yards. Opponents are completing just 49.8 percent of their passes against Nebraska, the sixth-best mark in the country and tops in the Big 12.

► Nebraska has allowed just three passing touchdowns in nine games. That mark is tied for the national lead with Air Force, however Nebraska opponents have attempted 86 more passes than Air Force's. The Huskers are the only team in the nation allowing a touchdown on less than 1 percent of opponent's pass attempts.

► NU's pass efficiency defense rating of 89.7 points ranks second nationally behind top-ranked Florida. Nebraska led the nation in pass efficiency defense in 2003 with an 88.7 rating.

2009 NEBRASKA DEFENSE BUILDING ON 2008 IMPROVEMENTS

A year after making huge strides in nearly every defensive category, the Nebraska Blackshirt defense is taking another giant step in 2009. Nebraska returned seven defensive starters this fall to a unit that finished second in the league in total defense in 2008 at 349.9 yards per game and was one of the most improved defenses in the nation last season. The Huskers' 2008 defensive numbers came just one season after Nebraska finished last in the Big 12 and 112th nationally in total defense at 476.8 yards per contest in 2007.

This season is no different as Nebraska ranks in the top 21 nationally in all five major defensive statistical categories. The Huskers are allowing just 10.4 points per game to rank second in the nation and first in the Big 12. Nebraska made a large jump in scoring defense in 2008, allowing 28.5 points per game, a 9.1 point-per-game improvement over the 2007 campaign, but has reduced its scoring defense average by 18.1 points per game in 2009.

This fall, Nebraska also ranks 11th nationally in total defense at 274.0 yards per game, second in pass efficiency defense (89.6 rating), 10th in run defense (94.4 ypg) and 21st in pass defense (179.6 ypg). In Big 12 Conference games, Nebraska ranks second in the league in total defense at 264.8 yards per game.

In 2008, Nebraska was the national leader in improvement in rushing defense and team sacks. The Huskers improved their rush defense by 115.7 yards per game and 95 spots in the national rankings. NU's 22-sack improvement tied with Minnesota for the greatest gain in the country. Nebraska's total defense average was an improvement of 126.9 yards per game, the fourth-best improvement nationally. The Huskers' ranking in total defense also improved 57 spots in 2008.

► NU led the conference in third-down defense in 2008. In Big 12 games only, NU ranked second in the league in total defense and first in pass defense. This year's opponents have converted 33 percent on third down.

► NU had 35 sacks in 2008, nearly tripling its 2007 total. Among those sacks, 19 came in the final four games. Nebraska has 27 sacks through nine games in 2009 and has at least three sacks in eight of 13 games dating back to last fall. Nebraska's 3.0 sacks per game ranks ninth nationally.

► Nebraska has held up well defensively in its biggest tests in 2009. Despite coming out on the losing end of a 16-15 decision at Virginia Tech, Nebraska limited the Hokies to fewer than 30 yards on 11 of their 13 drives, including six Hokie drives of two or fewer yards. The Huskers held Missouri to just 134 passing yards and 225 total yards in a 27-12 victory, then limited Texas Tech to less than half of its total offensive average. Iowa State passed for just 102 yards against the Blackshirts, the fewest passing yards by an NU opponent in 25 games (Texas A&M, 100 in 2007).

► In non-conference play, Nebraska allowed 4.4 yards per play, an improvement of 1.3 yards over its 2008 average of 5.7 yards per play by the opposition. The Huskers took it to another level against Missouri, limiting the Tigers to an average of 2.9 yards on 78 offensive snaps. For the season, Nebraska is allowing 4.0 yards per play to rank second in the conference. In five league games, NU is allowing a Big 12-best 3.7 yards per play.

NEBRASKA DEFENSIVE IMPROVEMENT

The 2009 Nebraska defense is among the nation's best, after being one of the nation's most improved units in 2008.

» Total Defense

2007	2008	Improvement	2009
476.8 ypg	349.9 ypg	126.9 ypg	274.0 ypg

» Rushing Defense

2007	2008	Improvement	2009
232.2 ypg	116.5 ypg	115.7 ypg	94.4 ypg

» Scoring Defense

2007	2008	Improvement	2009
37.9 ppg	28.5 ppg	9.1 ppg	10.4 ppg

» Sacks

2007	2008	Improvement	2009
13	35	22 (1.7 pg)	27 (3.0 pg)

» Opponent 3rd-Down Conversion Percentage

2007	2008	Improvement	2009
50.3 %	33.7 %	16.6 %	33 %



BIG 12 CONFERENCE POW NOMINEES

Game	Offense	Defense	Sp. Teams
FAU	Helu Jr.	O'Hanlon	--
ASU	Lee	Suh	Kunalic
VT	Helu Jr.	Suh	Henery
ULL	Lee	Fisher	Henery
MU	Paul	Suh	--
TT	--	--	--
ISU	--	Suh	--
BU	--	Crick	Henery
OU	Helu Jr.	O'Hanlon	--
KU			
KSU			
CU			

Bold indicates winner

HUSKERS ON WATCH LISTS/HONORS

Ndamukong Suh, Senior, DT

Lombardi Award Semifinalist

Bednarik Award Semifinalist

Lott Trophy Quarterfinalist

Mid-Season All-American (Sporting News, Phil Steele)

Outland Trophy Watch List

Bronko Nagurski Award Watch List

Big 12 Preseason Defensive Player of the Year

Walter Camp National Defensive Player of the Week

(10/11 vs. Missouri)

Lott Trophy Impact Player of the Week vs. Missouri, Iowa St.

Big 12 Defensive Player of the Week vs. Missouri (10/12)

FWAA/Nagurski Nat'l Defensive Player of the Week vs. Missouri

Jared Crick, Sophomore, DT

Big 12 Defensive Player of the Week vs. Baylor (11/2)

Walter Camp Nat'l Defensive Player of the Week vs. Baylor

FWAA/Nagurski Nat'l Defensive Player of the Week vs. Baylor

Roy Helu Jr., Junior, IB

Doak Walker Award Watch List

Maxwell Award Watch List

Mid-Season Third-Team All-American (Phil Steele)

Alex Henery, Junior, PK

Lou Groza Award Semifinalist

Big 12 Special Teams Player of the Week vs. Virginia Tech

Groza Award Star of the Week vs. Virginia Tech

Jacob Hickman, Senior, C

Rimington Trophy Watch List

Mike McNeill, Junior, TE

John Mackey Award Mid-Season Watch List

Matt O'Hanlon, Senior, S

Big 12 Defensive Player of the Week vs. Oklahoma

SUH GAME-BY-GAME IN 2009

Game	UT-AT-TT	Sack	TFL	PBU	Hurry
FAU	4-3-7	0-0	1-1	1	0
ASU	4-1-5	1.5-17	3-18	0	1
VT	1-7-8	0.5-1	1-1	4	1
ULL	1-5-6	0-0	1-0	1	0
MU	5-1-6	1-6	1-6	1	3
TT	4-0-4	0-0	2-10	0	4
ISU	6-2-8	1-6	1-6	0	3
BU	3-2-5	1-3	3-5	0	2
OU	1-3-4	0-0	0-0	1	3
Totals	29-24-53	5-33	13-47	8	17

Blocked Kicks—3, PAT vs. ISU, FG vs. ISU, FG vs. OU

SUH CONTINUING AWARD-WINNING PLAY EVERY WEEK

Nebraska senior defensive tackle **Ndamukong Suh** has regularly shown why he is a contender for numerous conference and national honors this fall. He was named to several preseason All-America teams, and watch lists and was voted as the Big 12's Preseason Defensive Player of the Year.

Suh had a remarkably dominant performance at Missouri that included a sack, an interception, a fumble caused, three hurries, a pass breakup and six total tackles. The effort earned him Heisman Trophy mention by several national pundits. Here is a sampling of the rave reviews Suh has received for his banner play in 2009.

"A defensive tackle who leads his team in tackles, drops into coverage and picks off passes is every bit as outstanding as a 4,000-yard passer or an 1,800-yard back. The problem is that the average Heisman voter doesn't understand how much a dominant defensive tackle can change a game."

Voters often counter that quarterbacks receive an inordinate amount of votes because the ball is in their hands every play. What they fail to consider is that a player like Suh affects every play in which he participates. Opposing offensive coordinators must design game plans around him. Quarterbacks must always know where he is. Offensive linemen must double-team him, lest their quarterback suffer. So, please, Heisman committee, give me a vote. I'll do exactly as you ask and select the nation's most outstanding player. Right now, that's Ndamukong Suh."

Andy Staples-SI.com, following Suh's effort against Missouri

"Suh is virtually unblockable and he does things no other DT can. He leads his team in tackles, again. That's shocking. That simply doesn't happen these days. You might as well see a 2,500-yard rusher. Last season, he was the first DT to lead Nebraska in tackles in 35 years. To have this kind of production again -- after knowing how he is the focal point of a rival's game plan -- is enough to get him on the Heisman radar. Maybe he can get in the race. I know this -- he'll be in my top five this week because I doubt there are five better players in college football."

Bruce Feldman, ESPN.com

The effort at Missouri also earned Suh numerous honors. He was chosen as the Big 12 Defensive Player of the Week for the second time in his career and also earned Walter Camp National Defensive Player-of-the-Week honors. Suh was also named one of 12 semifinalists for the Rotary Lombardi Award on Oct. 14 and a semifinalist for the Bednarik award in early November.

Suh came up huge at crucial times against Mizzou. He set the tone early with a sack and fumble forced in the first quarter, then registered his fourth career interception with Nebraska trailing 12-7 early in the fourth quarter. NU scored two plays later and went on to a 15-point victory.

NEBRASKA'S SUH-PERMAN CONTINUING TO DOMINATE

In 2009, Suh has built on his dominant junior season when he was a first-team All-Big 12 pick and led Nebraska in tackles, tackles for loss, sacks and interceptions. The 6-4, 300-pound Suh is second on the team with 53 tackles and also ranks second on the team in tackles for loss (13), sacks (5) and pass breakups (8). He is the team leader in quarterback hurries with 17 and blocked kicks with three, while also adding his fourth career interception.

In the opener against Florida Atlantic, Suh made seven tackles, including four solo stops. He also had a tackle for loss and a pass breakup. He had five tackles, including 1.5 sacks for 17 yards in losses and three tackles for loss totaling 18 yards against Arkansas State. At Virginia Tech, Suh had a team-high eight tackles, shared a sack and had a Nebraska defensive line record four pass breakups.

His dominant performance at Missouri was even more impressive, helping the Nebraska defense shut down the Tigers' high-powered offense. Suh had two tackles for loss and a career-high four quarterback hurries against Texas Tech, then had another monster effort against Iowa State.

Suh tied his season high with eight tackles vs. ISU, including a six-yard sack. Suh also had three quarterback hurries and blocked two Cyclone kicks—a second-quarter extra point and a fourth-quarter field goal attempt. The blocked kicks were the fourth and fifth of Suh's career. Despite the loss his play against ISU netted him Lott Trophy Impact Player-of-the-Week honors for the second time in three games.

Suh tied his season high with three tackles for loss, including his fifth sack of the season in Nebraska's 20-10 win at Baylor. He had four tackles in NU's stellar defensive performance against Oklahoma, hurried Sooners QB Landry Jones three times and blocked his third kick of the season.

In addition to the media noticing Suh's play, Husker opponents have also recognized the play of No. 93.

"He still was making tackles on our running backs 10 yards down field."

Tackles don't do that."—**FAU center Ryan Wischniefski**

"The numbers he puts up and the things he does athletically at that size, he's a very dominant player. He's a great, great football player. I can't imagine a lot of other defensive tackles like him in the country. I'd like to see them."—**Missouri Head Coach Gary Pinkel**

NEBRASKA CAREER TFL

Player, Years	TFL
1. Grant Wistrom, 1994-97	58.5
2. Barrett Ruud, 2001-04	50
3. Ndamukong Suh, 2005-pres.46	
4. Trev Alberts, 1990-93	45
5. Jim Skow, 1982-85	44
6. Adam Carriker, 2003-06	41
Willie Harper, 1970-72	41
8. Broderick Thomas, 1985-88	39
9. Mike Rucker, 1995-98	38
Jay Moore, 2003-06	38

NEBRASKA CAREER SACKS

Player, Years	Sacks
1. Trev Alberts, 1990-93	29.5
2. Grant Wistrom, 1994-97	26.5
--	
6. Adam Carriker, 2003-06	20.5
7. Ndamukong Suh, 2005-pres. 17	
8. Travis Hill, 1989-92	16.5
9. Jared Tomich, 1994-96	16
--	
Kenny Walker, 1988-90	16
Barry Turner, 2005-present 14	



NEBRASKA FOOTBALL FACTS

TEAM

Season of Football	120th
National Championships	5
Back-to-Back National Championship Seasons	2
Undefeated Seasons.....	11
Perfect Seasons	9
Total Conference Championships	43
Big 12 Conference Championships.....	2
All-Time Games Played.....	1,203
All-Time Record	823-340-40 (.701)
National Ranking in All-Time Wins	4th
All-Time Bowl Appearances.....	45
National Ranking in Bowl Appearances.....	5th
All-Time Bowl Record	23-22
Home Games Played	654
Home Games Record.....	497-137-20 (.775)
Memorial Stadium Games Played	499
Memorial Stadium Record	372-114-13 (.759)
Consecutive Home Winning Seasons	40
Consecutive Home Sellouts*	303
Record in Sellout Streak	262-41
vs. Ranked Teams	40-24
All-Time Record in August	11-0-0 (1.000)
All-Time Record in September	150-37-6 (.793)
All-Time Record in October	344-130-19 (.717)
All-Time Record in November	284-146-15 (.655)
All-Time Record in December.....	20-8-0 (.714)
All-Time Record in January.....	13-19-0 (.406)
All-Time Record in February.....	1-0-0 (1.000)
Since 1962	457-118-5
Away	326-202-20
Road (on campus).....	286-162-17
Neutral Sites	40-39-3
vs. Big 12 Teams	467-174-16
In Big 12 Action (since '96).....	74-39
Home	42-13
Away	29-24
Neutral.....	3-2
When Scoring 35+ Points.....	328-4
In Overtime.....	5-1
At Night	71-27-3
vs. Ranked Teams...	
All-Time	95-111-3
Home	44-36-0
Away	30-58-3
Neutral.....	21-17-0
as No. 1 Team.....	46-7-1

INDIVIDUAL

College Football Hall of Fame Players	14
College Football Hall of Fame Coaches	6
All-Americans	106
CoSIDA Academic All-Americans*	98
NCAA Top Eight Award Winners*	9
Heisman Trophy Winners.....	3
Walter Camp Award Winners.....	3
Maxwell Trophy Winners	1
Outland Trophy Winners*	8
Lombardi Trophy Winners.....	4
Butkus Award Winners.....	1
Johnny Unitas Golden Arm Award Winners	1
Davey O'Brien Award Winners	1
Rimington Award Winners	1
Retired Jerseys	16
Retired Numbers	2
All-Conference Selections	494

*Total leads the nation

NU STREAKS...THE HUSKERS HAVE...

- ▶ won 97 straight when rushing for 400 yards
- ▶ scored in 173 consecutive games
- ▶ scored in 269 straight home games
- ▶ shut out opponents 104 times

Suh had a monster 2008 season, finishing with 7.5 sacks, including 5.5 in the final four games of the season. His 19 tackles for loss ranked eighth on the Nebraska single-season list, with 11 of those stops coming in the final four games. The 19 tackles for loss were the third-most ever by an NU interior lineman and the most since Kenny Walker had 21 in 1990.

Suh also tied for the team lead in interceptions with two, and he returned both of those picks for touchdowns. His two interceptions tied a Nebraska season record for defensive tackles and his four career picks are a school position record.

Suh continues to make a significant mark in the Husker career record books.

▶ Suh has 46 career tackles for loss, including 13 in 2009. Against Baylor, he moved ahead of Jim Skow and Trev Alberts into third on the NU career TFL list. He is four away from No. 2 on that list. His 46 career tackles for loss rank ninth nationally among active players and is the most among interior defensive linemen.

▶ His 17 career sacks are seventh in Nebraska history.

▶ He has 183 career tackles to rank 35th on the Nebraska career list. He is one of only nine interior defensive linemen to rank among Nebraska's top 50 career tacklers. Suh ranks fourth among interior defensive linemen in career tackles.

▶ His eight PBU in 2009 represent a Nebraska position record, breaking the previous mark of six by Jeremy Slechta in 2000. His 13 career breakups are also a position record, bettering the 11 by Steve Warren (1996-99).

▶ Suh has at least one tackle for loss in 18 of Nebraska's past 20 games. His streak of 12 straight games with a TFL ended in NU's 10-3 win over Oklahoma.

▶ He has made at least five total tackles in 12 of Nebraska's past 15 games.

▶ Suh's fourth career interception at Missouri bettered his own career position record.

▶ The two blocked kicks against Iowa State tied a Nebraska single-game record for any player and was a position record for defensive linemen. Suh posted his third blocked kick of the season with a FG block vs. Oklahoma. His three blocked kicks is a position record, bettering his own two blocks last season. The NU season record for blocked kicks regardless of position is four by Barron Miles in 1994.

▶ Suh's six career blocked kicks are a record for defensive linemen and is one shy of the school record for blocked kicks by any player.

BLACKSHIRTS' "OTHER" DEFENSIVE TACKLE HAS RECORD-SETTING PERFORMANCE

While **Ndamukong Suh** has received national attention for his play throughout the season, he has a battle on his hands for the top statistics on the Nebraska defensive line. Suh's defensive tackle mate, sophomore **Jared Crick**, quietly put together an outstanding season...until Nebraska's win over Baylor. There was nothing quiet about Crick's record-setting day in the 20-10 win over the Bears.

▶ Crick had five sacks for 24 yards in the game, setting a Nebraska school record. Five Nebraska players had previously registered four sacks in a game, most recently Mike Rucker in 1996. Crick's five sacks are the most in a single game by any player in the nation in 2009.

▶ Crick had seven tackles for loss, totaling 28 yards. The seven tackles for loss tied the Nebraska school record, also held by Jim Skow (7-40 vs. Missouri in 1985). Crick's seven TFL are three more than any other Big 12 player this season.

▶ Crick recorded 13 total tackles in the game, including 10 solo stops. The 13 tackles were the most by a Husker this season, as were the 10 unassisted tackles. The last time a Nebraska defensive lineman had more than 13 tackles was Patrick Kabongo, who had 15 tackles at Iowa State in 2002.

▶ For good measure, Crick added a fumble recovery in the fourth quarter vs. Baylor and also had a pass breakup.

Crick's monster game earned him Big 12 Player-of-the-Week honors, recognition as the Walter Camp and Football Writers National Defensive Player of the Week and a "helmet sticker" on ESPN's *College Football Final*.

Crick is the team leader in total tackles with 57 stops on the season. He also leads the team with nine sacks for 53 yards and 14 tackles for loss, totaling 59 yards. He also has a team-high two fumble recoveries. Crick's nine sacks are the most by a Nebraska player since 2005. He has at least one tackle for loss in seven of nine games and has been in on a sack in six games this fall.

CRICK GAME-BY-GAME IN 2009

Game	UT-AT-TT	Sack	TFL	FR	QBH
FAU	0-3-3	0-0	1-0	0	0
ASU	1-4-5	0.5-6	1-6	0	1
VT	2-5-7	1-1	1-1	0	1
ULL	0-1-1	0-0	0-0	0	1
MU	2-5-7	1-9	1-9	1	1
TT	2-3-5	1-10	2-12	0	3
ISU	5-3-8	0-0	0-0	0	3
BU	10-3-13	5-24	7-28	1	0
OU	2-6-8	0.5-3	1-3	0	3
Totals	24-33-57	9-53	14-59	2	13

NUMBERS OF SUH-CRICK DUO REACHING HISTORIC LEVELS

Suh and Crick's combined numbers are impressive when compared on the Big 12 and national levels and also when looking at the Nebraska record books.

▶ Crick (22nd) and Suh (28th) are the only defensive tackles among the top 40 in the Big 12 in tackles per game.

▶ In 2008, Suh had 76 tackles to become the first defensive lineman to lead Nebraska in tackles since 1973 (John Bell). It also marked the top tackle total for an interior lineman since John Parrella had 77 tackles in 1992. If either Suh or Crick were to finish 2009 as Nebraska's tackles leader it would mark the first time that has happened since 1972 and 1973, when Rich Glover and Bell led the team in tackles in consecutive seasons. Defensive linemen also accomplished the feat in 1966 and 1967. Nebraska has never had the same defensive interior lineman lead the team in tackles two straight seasons. (Complete tackle stats are available since 1965).

▶ The last time a pair of defensive interior linemen each recorded double figures in tackles for loss came in 1990, when tackle Kenny Walker had a position record 21 tackles for loss and middle guard Pat Engelbert had 10 TFL.



2009 GAME CAPTAINS

Florida Atlantic—C Jacob Hickman, DT Ndamukong Suh

FS Matt O'Hanlon, PK Alex Henery

Arkansas State—S Rickey Thenarse, WR Curenski Gilleylen, IB Roy Helu Jr., DE Barry Turner

Virginia Tech—PK Adi Kunalic, WR Niles Paul, QB Zac Lee, S Larry Asante

Louisiana-Lafayette—OT Marcel Jones, WR Chris Brooks, DT Jared Crick, S P.J. Smith

Missouri—OG Keith Williams, TE Mike McNeill, DT Ndamukong Suh, S Austin Cassidy

Texas Tech—WR Niles Paul, C Jacob Hickman, DE Pierre Allen, CB Alfonzo Dennard

Iowa State—QB Zac Lee, OG Ricky Henry, LB Phillip Dillard, LB Mathew May

Baylor—IB Roy Helu Jr., DE Barry Turner, DB Anthony Blue, PK Adi Kunalic

Oklahoma—OG Ricky Henry, DT Ndamukong Suh, S Matt O'Hanlon, PK Alex Henery

HUSKERS CONTINUE HISTORY OF SUCCESS IN BIG 12 OPENERS

Nebraska's 27-12 victory at Missouri gave NU a 12-2 record in Big 12 openers and was the 33rd victory in NU's last 35 conference-opening games since 1975. Nebraska is 93-19-2 all-time in conference openers.

The Huskers also ended a two-game losing skid in Big 12 road openers, after setbacks at Missouri in 2007 and at Texas Tech in 2008.

COMEBACK AT MIZZOU TIES BEST

FOURTH-QUARTER RALLY IN NU HISTORY

Nebraska rallied from a 12-0 deficit entering the fourth quarter to post the 27-12 win over Missouri on Oct. 8 in Columbia. The rally from a 12-point deficit in the fourth quarter tied the largest in school history. NU rallied from a 19-7 deficit at Colorado in 1966 to post a 21-19 win.

The Huskers have shown the ability to rally under Bo Pelini. In fact, Nebraska has trailed at some point in the second half in five of its last 11 victories (Baylor, Kansas, Colorado, Clemson and Missouri).

NEBRASKA CONTINUES

SEASON-OPENING SUCCESS

Nebraska posted a 49-3 victory in its season opener against Florida Atlantic, continuing the nation's longest winning streak in season openers. The Huskers have now won 24 straight openers, bettering Florida's 20 straight wins. NU's last loss in a season opener was a 17-13 setback against Florida State at Memorial Stadium in 1985.

► NU has won each of the 24 games by at least 10 points, and has scored at least 40 points in 17 of the 24 games, including the last four seasons.

► The Cornhuskers have limited the opponent to 14 points or less 16 times in the winning streak.

► Nebraska's 49-3 win over FAU marked the Huskers' largest margin of victory in an opener since a 76-14 win over North Texas in 1993.

► Nebraska is 89-26-5 all-time in season openers.

HUSKERS COMPLETE NON-LEAGUE PLAY WITH WINNING RECORD

Nebraska entered Big 12 play with a 3-1 overall record, marking the 28th straight season Nebraska has completed non-conference play with a winning record. That streak dates back to a 2-2 non-league record in 1981. Since 1981, the Huskers have lost either one (12 times) or zero (16 times) non-conference games.

► With a combined 14 sacks and 27 tackles for loss, Suh and Crick are in position to challenge record-setting numbers posted by Nebraska All-Americans Jim Skow and Danny Noonan who formed a dominant duo in 1985. Skow had a school-record 25 tackles for loss that season, while Noonan added 14 TFL, giving the duo 39 combined tackles for loss. Skow (15) and Noonan (11) also combined for 26 sacks in 1985. That also marked the last time a pair of interior linemen ranked first and second in TFL and sacks for a Nebraska defense. Skow and Noonan combined for 100 total tackles that season, 10 fewer than Crick (57) and Suh (53) have posted through nine games.

► Suh and Crick are in position to challenge the overall tackle total of middle guard John Lee and defensive tackle Ron Pruitt in 1974. Lee (86) and Pruitt (79) combined for 165 total tackles that season. The Outland Trophy duo of Larry Jacobson (75) and Rich Glover (92) combined for 167 tackles in 1971.

► Crick has a slight lead on Suh for the team lead in tackles. If they were to maintain their 1-2 position on the team in total tackles, they would be the first Nebraska defensive tackle duo to do so since tackle stats are available at Nebraska (1965). Three times (1972, 1967, 1966) Nebraska has had two interior defensive linemen, including the team leader, among the top three in season tackles.

► Crick and Suh are the only defensive tackle duo in the nation currently running 1-2 on the team in tackles.

TURNOVERS TELL THE STORY

Turnovers have been a big story for Nebraska in 2009—both positively and negatively. That was again evident in Nebraska's hard-fought 10-3 victory over Oklahoma in Lincoln. Nebraska had five interceptions and its five takeaways was the first time in 70 games NU forced five turnovers. The +4 turnover margin was the best in six seasons.

The Oklahoma game was in direct contrast to Nebraska's previous home game against Iowa State on Oct. 24. Nebraska committed a school-record tying eight turnovers, including four miscues inside the Iowa State 5-yard line. Nebraska was unable to force any turnovers and the minus-8 turnover differential was the largest in school history. NU entered the game with just seven turnovers in the first six games.

After having 17 takeaways in 2008, and a -11 turnover margin, Nebraska Head Coach Bo Pelini made forcing more turnovers a focus in the offseason. Through nine games, Nebraska has 18 turnovers, including 12 interceptions and six fumble recoveries. Ball-hawking defenders have been a trademark of Pelini-coached units, including his 2003 Nebraska defense that set a school record with 47 takeaways.

No statistic has played a larger role in determining Nebraska's fate this season than turnover margin. In its six wins, Nebraska is a plus-12 in the turnover department. However, in three losses Nebraska is minus-12. With an even turnover margin, Nebraska ranks 61st nationally in that category.

► Nebraska's five takeaways against Oklahoma were its most since also having five in the 2004 season opener against Western Illinois. The five interceptions vs. the Sooners were NU's most since having five picks in a 2003 win over Texas A&M in Lincoln, also the last time Nebraska had better than the +4 turnover margin it produced in the win over Oklahoma. Nebraska's season-best in turnover margin in 2008 was +2.

► NU had a turnover-free game against Arkansas State—its first in 16 games since not committing a turnover against Kansas State in November of 2007. Nebraska posted its second turnover-free game against Louisiana-Lafayette, giving NU two turnover-free games for the first time since 2005. NU has not had more than two games without a turnover in a season since posting three in 2003.

► Nebraska had a positive turnover margin in each of the first two games, marking the first time Nebraska had been on the positive end in turnover margin in two straight games since back-to-back games against Oklahoma State and Missouri midway through the 2006 campaign. NU has had positive turnover outcomes against Baylor and Oklahoma in posting wins the past two weeks.

► Nebraska has turned the opposition's 18 turnovers into 54 points. Nebraska's 18 turnovers have resulted in just 23 points, with 14 of those points coming on defensive touchdowns (Texas Tech, Baylor).

► The defense has forced 19 fumbles through nine games, bettering NU's total of 17 in 13 games last season.

WIN AT MISSOURI HIGHLIGHT OF NU'S CONTINUED FOURTH-QUARTER DOMINANCE

After ranking second nationally last season in fourth-quarter points scored (155) and fourth-quarter point differential (+103), the Huskers have been outstanding in the final quarter again in 2009.

In the fourth quarter this season, Nebraska has outscored its opponents 65-16. The highlight of the Huskers' fourth-quarter domination came at Missouri. NU outscored the 24th-ranked Tigers 27-0 in the final quarter and tied the school record by rallying from a 12-point fourth-quarter deficit to post a 15-point win.

The 27 points were NU's most in any quarter since the 2004 season opener against Western Illinois when the Huskers posted 28 second-quarter points. The fourth-quarter outburst was Nebraska's largest since also scoring 27 points at Baylor in the final frame in 2001. NU scored 28 points in the fourth quarter of a 49-27 win at Iowa State in 2000, the last time NU scored more than 27 points in the final quarter.

► In its past six games, Nebraska has allowed a total of seven points in the fourth quarter (Texas Tech). Nebraska has blanked its last three opponents in the fourth quarter. On the flip side, Nebraska has scored just seven fourth-quarter points since the Missouri outburst.

► Overall this season, Nebraska has outscored its opponents 103-29 in the second half. Nebraska's second-half dominance has began right from halftime. The first opposing drive of the second half in 2009 has produced three points, six first downs and a combined 101 yards.

► Under Head Coach Bo Pelini, Nebraska is 16-1 when leading at any point in the fourth quarter (including his 2003 Alamo Bowl victory as interim head coach). That lone loss came this season, when No. 5 Virginia Tech scored in the final minute to pull out a one-point victory on Sept. 19.



ROY HELU JR. GAME-BY-GAME IN 2009

Game	Rushing				Receiving		
	Att.	Yards	TD	Lg	No.	Yds.	TD
FAU	16	152	3	44	1	3	0
ASU	14	60	0	9	4	44	0
VT	28	169	0	31	4	33	0
ULL	15	83	2	39	2	11	0
MU	18	88	1	41	0	0	0
TT	16	68	0	11	1	27	0
ISU	5	24	0	14	3	13	0
BU	7	24	0	10	1	3	0
OU	20	138	0	63	3	15	0
Totals	139	806	6	63	19	149	0

NU CAREER RUSHING

No. Player, Years	Yards
1. Mike Rozier, 1981-83	4,780
25. Jeff Smith, 1980-84	1,992
26. Joe Orduna, 1967-70	1,968
27. Tommie Frazier, 1992-95	1,955
28. Roy Helu Jr., 2007-present	1,818

NEBRASKA QBs GAME-BY-GAME IN 2009

ZAC LEE

Game	A-C-I	Yards	TD	Long	Rush
FAU	15-22-1	213	2	51	2-14
ASU	27-35-0	340	4	43	7-11
VT	11-30-2	136	0	35	8-38
ULL	15-18-0	238	1	43	3-(-2)
MU	14-33-0	158	3	56	8-7
TT	16-22-0	128	0	27	9-0
ISU	20-37-3	248	0	72	6-5
BU	Did Not Play				
OU	5-9-0	35	1	16	10-(-13)
Totals	123-206-6	1,496	11	72	53-60
Completion Pct.-59.7 %					

CODY GREEN

Game	A-C-I	Yards	TD	Long	Rush
FAU	2-3-0	18	0	15	2-50-1
ASU	3-6-0	18	0	7	1-7
VT	Did Not Play				
ULL	7-8-0	62	1	24	3-22-1
MU	Did Not Play				
TT	7-16-1	87	1	30	2-1
ISU	Did Not Play				
BU	12-21-1	128	0	45	8-43
OU	2-5-0	4	0	8	6-8
Totals	33-59-2	317	2	45	22-131-2
Completion Pct.-55.9 %					

FORMER WALK-ONS EARN SCHOLARSHIPS

Nebraska's storied walk-on program is alive and well under second-year Head Coach Bo Pelini. Nebraska has brought in more than 50 walk-ons to supplement Pelini's first two recruiting classes. Pelini has also rewarded veteran walk-ons for their commitment and success in the program.

Before the start of the season, Pelini placed six walk-ons on scholarship. Each of the six are native Nebraskans including senior receiver **Wes Cammack** (Dewitt), senior linebacker **Colton Koehler** (Harvard), senior offensive lineman **Derek Meyer** (Campbell), junior tight end **Dreu Young** (Cozad), junior place-kicker **Alex Henery** (Omaha) and sophomore center **Mike Caputo** (Omaha).

NU has played a total of 84 players in 2009, and 27 of those players originally joined the program as walk-ons.

HELU JR. IS CATALYST OF NEBRASKA RUSHING ATTACK

Nebraska junior I-back **Roy Helu Jr.** emerged as one of the nation's top running backs early in the season, before being slowed by injury for several weeks. Helu's limited duty forced Nebraska to turn to a committee of backs to aid the junior, led by true freshman **Dontrayevous Robinson**. Against Oklahoma, it was back to business as usual as Helu was Nebraska's key offensive weapon in a 10-3 win.

Helu rushed 20 times for 138 yards, an average of 6.9 yards per tote against the stingy OU defense. Helu's rushing total was his best since a career-high 169 yards at Virginia Tech. In the Oklahoma contest, Helu also had a career-long 63-yard rush, bettering his 57-yard run at Oklahoma a year ago.

When healthy, Helu Jr. has proven to be one of the Big 12 and nation's top backs. In an eight-game stretch including the final five games of 2008 and the first three in 2009, Helu had five 100-yard rushing games, including a career-high 169 yards at Virginia Tech and 152 yards and a career-high three touchdowns in the opener against Florida Atlantic. The Oklahoma game was his sixth career 100-yard rushing game.

For the season, Helu has rushed for 806 yards and six touchdowns, and his average of 89.6 yards per game is fourth in the Big 12. Helu's average of 5.8 yards per carry in 2009 leads the Big 12 Conference.

The Danville, Calif., native showed the ability to be a workhorse against Virginia Tech. Helu carried the ball 28 times, including 17 times after intermission, helping Nebraska pick up 207 rushing yards in the game. Helu Jr. first broke out in 2009 against Florida Atlantic. After rushing for 57 yards on 11 first-half carries, Helu made the most of limited second-half work. The 6-0, 215-pounder had five carries in the second half, which resulted in 95 yards and a pair of touchdowns. The impressive work in 2009 has continued a trend of success for Helu.

► Over the past 13 regular-season games, Helu has rushed 209 times for 1,316 yards, an average of 6.3 yards per carry. In 2008, Helu averaged 6.4 yards on 125 carries, the best per carry average by a Husker in seven seasons.

► Helu has shined against top competition. In Nebraska's past five games against ranked opponents, Helu has three 100-yard rushing games and a total of 599 yards on 92 carries for an average of 6.5 yards per carry. In six road games since the beginning of the 2008 campaign, Helu has rushed for 599 yards on 91 carries, 6.6 yards per tote.

► Helu had runs of 20, 20, 31 and 29 yards at Virginia Tech. He has 10 runs of 20+ yards this season and 18 rushes of at least 20 yards over his past 14 games.

► Helu has moved up 26 spots on the Nebraska career rushing list this season. His 1,818 career yards place him 28th on that chart, 174 yards from cracking the top 25. He is 182 yards from becoming the 25th Husker to reach 2,000 career rushing yards. Helu is also 194 yards from posting the 29th 1,000-yard rushing season in school history.

HUSKER OFFENSE GOES GREEN

Nebraska true freshman quarterback **Cody Green** has started the past two games for Nebraska, becoming the first true freshman to start at quarterback for Nebraska since 1992. He played the entire game at Baylor, and earned the start against Oklahoma, but was replaced by Zac Lee in the second quarter.

At Baylor, Green finished 12-of-21 passing for 128 yards with an interception. He added eight rushes for 43 yards and helped Nebraska to a 20-0 halftime edge and NU held on for the victory. The 6-4, 220-pound Green joined elite company in starting for Nebraska as a true freshman quarterback.

► Green is just the second true freshman quarterback to start for Nebraska, joining Tommie Frazier who started the final seven games of the 1992 campaign and helped the Cornhuskers to a Big Eight title.

► Like Green, Frazier made his first career start on the road, helping Nebraska to a 34-24 victory at Missouri on Oct. 24, 1992. Frazier passed for 157 yards and rushed for 77 yards and three touchdowns in his starting debut.

Green played in four of Nebraska's first seven games prior to his start at Baylor. On the season, Green has completed 33-of-59 passes for 321 yards and two touchdowns and rushed 22 times for 131 yards and two scores, including a 49-yard run on his first career carry.

YOUTH IS SERVED

Green is one of six true freshmen who have played this season, highlighted by the play of three Lone Star State rookies in the offensive backfield. Green has been joined by fellow Texas natives **Rex Burkhead** and **Dontrayevous Robinson** who have made a significant impact at I-back.

Burkhead, an I-back from Plano, Texas, is sidelined with a foot injury, but made a strong impact as NU's No. 2 I-back early in the year. Burkhead rushed 23 times for 118 yards and a touchdown and added eight catches for 66 yards and a score. Burkhead also contributed on kickoff and punt return duties, averaging 18.2 yards on four punt returns.

Robinson played special teams against Texas Tech in his first action of the year, and has made a big mark in the backfield the past three weeks, leading NU in rushing against Iowa State and Baylor. Robinson rushed 15 times for 77 yards and a touchdown against Iowa State, then added 13 carries for 61 yards and a touchdown at Baylor.

Against Baylor, NU was led in rushing (Robinson), passing (Green) and receptions (Robinson) by true freshmen.

► The Baylor game marked the first time in school history that true freshmen have led Nebraska in rushing, passing and receptions.

► The game also marked the first time NU was led in each of those categories by three players with freshman classification since redshirt freshman quarterback **Eric Crouch** led Nebraska in rushing and passing in the 1998 Holiday Bowl against Arizona, while redshirt freshman tight end **Tracey Wistrom** led Nebraska in receptions in that contest.

► With Burkhead and Green both rushing for a touchdown against Florida Atlantic, they became the first pair of true freshmen in school history to each score a touchdown in a season opener since freshmen became eligible in 1973.

► Robinson's touchdown runs give Nebraska three true freshmen with rushing touchdowns, the only time in school history that has occurred.

► Fellow true freshmen **Antonio Bell** (wide receiver), **Eric Martin** (linebacker) and **P.J. Mangieri** (long snapper) have also seen the field, and junior-college transfers **Dejon Gomes** (cornerback) and **Brandon Kinnie** (wide receiver) have played in their first season at Nebraska. Bell has one reception this season, Martin has eight tackles and blocked



NEBRASKA TOTAL OFFENSE STATS

Nebraska finished 2008 ranked 12th nationally in total offense at 450.8 yards per game. NU is currently 84th nationally at 347.0 yards per game. Last year was the third straight season NU averaged at least 400 yards of total offense, but just the fifth time in 11 seasons. NU finished ninth nationally in total offense in 2007 at 468.3 yards per game, NU's best since averaging 513.7 yards per game in 1997. Prior to 1998, Nebraska averaged better than 400 yards per game for 24 straight seasons.

Year	Total Offense
1998	384.9
1999	392.2
2000	459.9
2001	451.2
2002	373.1
2003	345.0
2004	363.2
2005	320.3
2006	414.6
2007	468.3
2008	450.8
2009	347.0

NEBRASKA SCORING OFFENSE STATS

NU finished 17th nationally in scoring at 35.4 points per game in 2008, its best scoring average since 2001. This fall Nebraska is 71st at 25.7 points per game. Nebraska averaged 30 points or more for 24 straight years from 1978 to 2001.

Year	Scoring Offense
2001	37.4
2002	27.4
2003	24.8
2004	25.0
2005	24.7
2006	30.6
2007	33.4
2008	35.4
2009	25.7

STRONG SPECIAL TEAMS GIVING

NEBRASKA FIELD POSITION ADVANTAGE

Strong special teams play has helped Nebraska to an advantage in starting field position. On the season, Nebraska's average starting field position has been its own 33.9 while the opponents' average drive start has been the 27.5-yard line, an advantage of 6.4 yards per drive start. Against Louisiana-Lafayette, NU had better than a 24-yard edge in starting field position, and the Huskers have had a starting field position advantage in seven of nine games.

► Through the first nine games, Nebraska has had seven games where its average starting field position was its 30-yard line or better. By contrast, Husker opponents have had an average starting field position beyond their own 30-yard line only twice in nine games.

NEBRASKA AMONG LEADERS IN

ASSOCIATED PRESS NATIONAL TITLES

Notre Dame leads the nation by winning eight Associated Press national titles since 1936, with Oklahoma (7), Alabama (6), Miami (5), USC (5), Nebraska (4) and Minnesota (4) next in line. While the Huskers were awarded the national title by the coaches in 1997, NU finished second to Michigan in the AP poll.

In 1970, Nebraska was awarded the AP national title, but not the coaches (Texas was first, Ohio State second and NU third) as the final poll was released before the bowl games were played. In the coaches poll (since 1950), Nebraska is tied for fourth with Miami and Texas with four titles, behind Alabama and Oklahoma with six apiece, and USC with five.

a punt that was returned for a touchdown at Baylor, while Mangieri has handled all of NU's long-snapping chores. Gomes has two interceptions, while Kinnie has seven receptions.

Nebraska is relying on youth this fall as the Husker senior class is comprised of just 14 players, NU's smallest senior class in recent memory.

NEBRASKA OFFENSE HOPING TO REGAIN BALANCED ATTACK

Nebraska featured one of the nation's most balanced offenses in 2008 and is hopeful of finding similar balance in the stretch run in 2009. Through nine games, NU is averaging 145.6 rushing yards and 201.4 passing yards per game.

► Last season NU finished 37th nationally in rushing at 169.8 yards per contest. By improving its rushing average, Nebraska ranked in the top 40 nationally in all four major offensive statistical categories, one of just nine teams nationally to rank in the top 40 in all four major statistical categories. NU was 12th in total offense, 15th in passing offense and 17th in scoring.

The Nebraska offense has some impressive numbers under the direction of third-year coordinator Shawn Watson:

► Nebraska has gained 400 total yards or more in 17 of the past 27 games.

► Nebraska has 10 300-yard passing games in its last 27 outings and has passed for at least 200 yards in 23 of those 27 games. NU's 358 passing yards against Arkansas State marked the 10th-best total in school history and the Huskers' most since throwing for 484 yards at Colorado in 2007.

► Nebraska has scored at least 30 points in 16 of 25 games since late in the 2007 campaign.

HENERY AMONG NATION'S MOST ACCURATE PLACE-KICKERS

Junior place-kicker **Alex Henery** wrote another chapter in his impressive book of memorable moments at Nebraska with a strong performance at Virginia Tech. The Omaha native's right foot nearly provided all of the scoring the Huskers needed before falling 16-15.

Henery connected on 5-of-5 field goals in the game, marking the second highest field goal total in school history, trailing only Dale Klein's NU record seven field goals against Missouri in 1985. The game marked the fourth time in Henery's career he has kicked at least four field goals, as he made four against Western Michigan, Colorado and Clemson last season.

As if Henery's place-kicking performance against the Hokies was not enough, he also shined as NU's punter. In his first punt of the game, Henery avoided a VT rush and boomed a 76-yard punt that tied for the fourth-longest punt in Nebraska history. His play against Virginia Tech earned Henery Big 12 Special Teams Player-of-the-Week honors for the second time in his career.

The Virginia Tech game was 2009's best evidence why Henery is one of the leading contenders for the 2009 Lou Groza Award given annually to the nation's top kicker. Henery entered 2009 as the most accurate kicker in school history and is among the nation's most accurate active field goal kickers. The Omaha native is 38-of-44 on field-goal attempts for an .864 accuracy rate, just behind Miami's Matt Bosher and UCLA's Kai Forbath.

Henery is 12-of-15 on field goals this season, with his misses coming on a 54-yarder against Arkansas State, a 51-yarder against Texas Tech and a 43-yarder vs. Oklahoma. The miss against Oklahoma was just the second of Henery's career from inside 50 yards. In fact, it ended a streak of 25 straight made field goals from less than 50 yards. Henery has three multi-FG games in 2009 and eight in his career.

Henery finished 2008 18-of-21 on field goals and 56-of-57 on extra-point tries. His 110 points led Nebraska and was the highest point total by a Cornhusker since Eric Crouch scored 116 points in 2001. Henery's total ranked eighth in school history and was the second-most ever by a Nebraska kicker, trailing only Kris Brown's 116 points in 1997.

Henery made all eight of his field goals as a redshirt freshman in 2008 and made his first 12 career field goals.

Henery has moved into the top 10 on Nebraska's career scoring list, and should continue to make a mark in the record books this season.

► His 38 career field goals rank third on the Nebraska career list, trailing only Kris Brown (57) and Josh Brown (43).

► Henery is 128-of-129 (99.2) in his career on PAT attempts, currently bettering the career PAT conversion accuracy mark of .984 by Gregg Barrios (127-129). Henery is perfect on 27 PAT attempts this season and has made 51 straight extra-points dating back to last season.

► Henery's 242 points are eighth in school history. He is 28 points from fifth on the school's all-time scoring list. Henery is 19th nationally in career scoring among active players, with just three juniors ahead of Henery on that list.

HUSKER SPECIAL TEAMS MORE THAN HENERY

Alex Henery is the headliner in Nebraska's special teams efforts, but the Huskers have been far from a one-man show in that area. Henery has been very strong in his first season as the starting punter and Nebraska has excelled in a number of other special teams categories in 2009.

► Henery is averaging 41.1 yards on 49 punts, and has shown the ability to substantially help Nebraska gain field position. Henery has pinned the opposition inside the 20-yard line on 19 of his punts, including downing punts at the 1 and 2 yard-line against Louisiana-Lafayette. He has had seven inside the 20 in the past three weeks, including a pair of first-half punts inside the Oklahoma 10. His 19 punts inside the 20 are first in the Big 12, as are his 12 punts inside the 20 in conference games.

► Junior kicker **Adi Kunalic** has continued to be a major weapon on kickoffs in 2009. Kunalic has booted 22-of-50 kickoffs (44 percent) for touchbacks in 2009. Nebraska is third nationally in touchbacks. Kunalic has drilled 79-of-197 (40 percent) of his career kickoffs for touchbacks.

► Junior return man **Niles Paul** has proven to be a threat in both the kickoff and punt return game. Paul ranks third in the Big 12 in both kickoff and punt return average. Paul has six kickoff returns and four punt returns of at least 20 yards this season. Nebraska has 24 returns of 20 yards or longer as a team through nine games.

NEBRASKA CAREER SCORING

Player, Years	Points
1. Kris Brown, 1995-98	388
...	
5. Ahman Green, 1995-97	270
6. Johnny Rodgers, 1970-72	264
7. Calvin Jones, 1991-93	252
8. Alex Henery, 2007-present	242



HUSKERS' TOP 10 HOME CROWDS

No.	Attend.	Opponent	Date
1.	86,304	La.-Lafayette (W, 55-0)	Sept. 26, 2009
2.	86,115	Oklahoma (W, 10-3)	Nov. 7, 2009
3.	86,107	Texas Tech (L, 31-10)	Oct. 17, 2009
4.	85,938	Iowa State (L, 9-7)	Oct. 24, 2009
5.	85,831	Virginia Tech (L, 35-30)	Sept. 27, 2008
6.	85,800	Colorado (W, 37-14)	Nov. 24, 2006
7.	85,719	Florida Atlantic (W, 49-3)	Sept. 5, 2009
8.	85,486	Kansas (W, 45-35)	Nov. 8, 2008
9.	85,372	Missouri (L, 52-17)	Oct. 4, 2008
10.	85,319	Colorado (W, 40-31)	Nov. 28, 2008

LARGEST CROWDS TO SEE NEBRASKA PLAY

No.	Opponent	Attend.
1.	at Penn State, Sept. 14, 2002	110,753
2.	Miami (Rose Bowl), Jan. 3, 2002	93,781
3.	Stanford (Rose Bowl), Jan. 1, 1941	92,000
	at USC, Sept. 16, 2006	92,000
5.	vs. Louisiana-Lafayette, Sept. 26, 2009	86,304
6.	vs. Oklahoma, Nov. 7, 2009	86,115
7.	vs. Texas Tech, Oct. 17, 2009	86,107
8.	at Texas, Oct. 27, 2007	85,968
9.	vs. Iowa State, Oct. 24, 2009	85,938
10.	vs. Virginia Tech, Sept. 27, 2008	85,831

home games in bold

CONFERENCE CROWNS

Nebraska has a goal of making a return trip to the Big 12 Championship Game. Nebraska last appeared in the contest in 2006, its first trip to the league title game since 1999. This year's game will be played in Arlington, Texas for the first time.

The Huskers played in three of the first four Big 12 title games. Nebraska is one of three teams to capture two or more Big 12 titles in the first 13 years of the conference, joining Oklahoma with six and Texas with two. Kansas State, Texas A&M and Colorado each captured one Big 12 crown. Oklahoma leads the way with seven Big 12 title game appearances, followed by Nebraska, Colorado and Texas with four each.

The Huskers have won 43 football conference championships overall, including eight under Coach Bob Devaney and 13 under Coach Tom Osborne. Oklahoma has won 37 conference championships to rank second behind NU among league schools.



BIG 12 HISTORY

Championship Game Participants

Year	North	South	Big 12 Champ
1996	Nebraska	Texas	Texas
1997	Nebraska	Texas A&M	Nebraska
1998	Kansas St.	Texas A&M	Texas A&M
1999	Nebraska	Texas	Nebraska
2000	Kansas St.	Oklahoma	Oklahoma
2001	Colorado	Texas	Colorado
2002	Colorado	Oklahoma	Oklahoma
2003	Kansas St.	Oklahoma	Kansas State
2004	Colorado	Oklahoma	Oklahoma
2005	Colorado	Texas	Texas
2006	Nebraska	Oklahoma	Oklahoma
2007	Missouri	Oklahoma	Oklahoma
2008	Missouri	Oklahoma	Oklahoma

► The Husker special teams provided the opening points in the Huskers' win over Baylor. **Eric Martin** blocked a Bear punt that was returned 25 yards for a score by redshirt freshman **Justin Blatchford**. Nebraska has five blocked kicks this season, most recently a blocked field goal in the first quarter against Oklahoma.

PAUL LEADING DEEP GROUP OF NEBRASKA TIGHT ENDS AND RECEIVERS

Nebraska's offense features a deep group of receivers and tight ends. Nine wideouts have caught a pass and five tight ends have ended up in the receiving column.

Junior wide receiver **Niles Paul** has been the leader of NU's receiving corps with a team-high 25 receptions for a team-leading 413 yards, an average of 16.5 yards per catch. The Omaha native has two 100-yard receiving games in Big 12 Conference play, including 102 yards and a pair of touchdowns at Missouri and a career-high 143 yards on six catches against Iowa State.

Paul's 143 yards against the Cyclones marked the eighth-best receiving total in NU history and the best by a Husker since Maurice Purify had 158 receiving yards at Kansas in 2007. Paul also totaled an NU season-high 208 all-purpose yards in the game and averages 102.7 all-purpose yards per game to rank 12th in the Big 12. Paul has five catches of 20 yards or longer this season.

► With his 25 catches this season, Paul has upped his career total to 49 career receptions, tied for 32nd on the NU career receptions list.

Junior tight end **Mike McNeill** also continues to be a featured weapon in Nebraska's passing game.

The 6-4, 240-pounder is third on the team with 17 catches for 184 yards. McNeill made four catches in each of the first two games and caught a pair of touchdown passes in the victory over Arkansas State, his first career game with two touchdown catches. He added his third touchdown of the season in the fourth quarter at Missouri. McNeill posted a prolific sophomore season in 2008.

► McNeill set a position season record with 32 receptions, while his six touchdown receptions were just one shy of the position record.

► McNeill has six career games with at least 50 receiving yards. He had a streak of 17 games with at least one catch end at Baylor.

► McNeill has 50 career catches to tie for 30th on the Nebraska career list. Only five Nebraska tight ends have more career catches than McNeill. Only a junior, McNeill is in strong position to shatter the Nebraska career tight ends reception record of 65 by Matt Herian.

HUSKERS' RECORD STREAK REACHES 303 CONSECUTIVE SELLOUTS

One of the most remarkable streaks in collegiate sports reached another milestone on Sept. 26 against Louisiana-Lafayette when Nebraska celebrated the 300th consecutive sellout at Memorial Stadium. Nebraska fans celebrated in grand fashion, with a Memorial Stadium record crowd of 86,304 fans on hand for the historic event. The streak reached 303 last weekend with NU's win over Oklahoma in front of a sellout crowd.

The sellout streak dates back to Hall of Fame Coach Bob Devaney's first year in 1962 (vs. Missouri on Nov. 3). Notre Dame is second in all-time consecutive sellouts with 212, 91 fewer than Nebraska.

A few other numbers to consider relative to Nebraska's sellout streak:


262-41—Nebraska's record during the 302 consecutive sellouts. The mark includes a 40-24 record against ranked teams.

6-0—Nebraska is perfect in the six milestone sellout games in the streak (50th, 100th, 150th, 200th, 250th and 300th sellouts), including the 55-0 win over Louisiana-Lafayette on Sept. 26.

75—When the Huskers defeated La.-Lafayette in the 300th sellout it marked the 75th opponent that Nebraska played during the streak.

35—The opponents in the sellout streak have come from 35 states.

22,472,460—The total number of fans who have passed through the Memorial Stadium gates during the 302 consecutive sellouts. Last year Nebraska set a Memorial Stadium single-season record with 680,564 fans for eight home games.





HUSKERS PROMINENT ON NATIONAL FOOTBALL LEAGUE ROSTERS

Nebraska has a long-standing tradition of placing large numbers of players in the NFL. Nebraska had 27 players on 2009 NFL opening-day rosters, and another four players on practice squads. The Huskers were represented on the rosters of 20 NFL teams entering the season. Nearly 40 former Huskers were in NFL training camps.



Nebraska owns one of the most impressive histories of any school in producing NFL-caliber players. Since the start of Big 12 play in 1996, Nebraska has led all Big 12 schools with 62 players selected in the NFL Draft. No other conference school has had more than 51 players chosen in that period. The Huskers have been especially impressive on defense, with 40 players chosen since 1997. No other Big 12 school has had more than 28.

Three Huskers were selected in the 2009 NFL Draft, marking the 40th consecutive season at least three Nebraska players were taken in the draft.

HUSKERS IN THE NFL

Player	Team
Ryon Bingham, DT	San Diego
Zack Bowman, CB	Chicago
Stewart Bradley, LB	Philadelphia (Injured Reserve)
Josh Brown, PK	St. Louis
Kris Brown, PK	Houston
Mike Brown, S	Kansas City
Ralph Brown, CB	Arizona
Correll Buckhalter, RB	Denver
Daniel Bullocks, S	Detroit (Injured Reserve)
Josh Bullocks, S	Chicago
Adam Carriker, DT	St. Louis (Injured Reserve)
Cody Glenn, LB	Indianapolis
Ahman Green, RB	Green Bay
Russ Hochstein, OL	Denver
Brandon Jackson, RB	Green Bay
Chris Kelsay, DE	Buffalo
Sam Koch, P	Baltimore
Carl Nicks, OL	New Orleans
Lydon Murtha, OL	Miami
Steve Octavien, LB	Dallas
Dominic Raiola, C	Detroit
Barrett Ruud, LB	Tampa Bay
Scott Shanle, LB	New Orleans
Matt Slauson, OL	New York Jets
Le Kevin Smith, DT	Denver
Kyle Vanden Bosch, DE	Tennessee
Fabian Washington, CB	Baltimore
Demorrio Williams, LB	Kansas City

Practice Squad

Titus Adams, DL	New England
Terrence Nunn, WR	New England
Chris Patrick, OL	Kansas City
Zach Potter, TE	Jacksonville
Maurice Purify, WR	Cincinnati

NEBRASKA OWNS DOMINANT HOME EDGE AT MEMORIAL STADIUM

The Huskers surpassed the 300-sellout plateau in 2009, and Nebraska has rewarded the loyalty of its fans with incredible success at Memorial Stadium through the years.

- ▶ Nebraska has won at least six home games in 19 of the past 23 seasons (updated to include 2009, NU will not win six home games). Nebraska is 128-18 at home in the last 20 seasons (since 1989).
- ▶ During Nebraska's run of success at home in the past 25 years, Nebraska has had three home winning streaks of 20 or more games, and has posted 40 unbeaten and untied home seasons.
- ▶ The Huskers are 497-137-20 (.775, 654 games, 120 years) in Lincoln, and 372-114-13 (.759, 499 games, 87 years) in Memorial Stadium (since 1923). Nebraska has had 41 straight winning home seasons.

NEBRASKA FOOTBALL CONTINUES TO WIN IN THE CLASSROOM

Nebraska football has long been one of the nation's most successful programs on the field. Success in the classroom is also a cornerstone of the Nebraska football program.

NATION-LEADING TOTAL OF CoSIDA ACADEMIC ALL-AMERICANS

Seniors Todd Peterson and Tyler Wortman were selected as second-team ESPN the Magazine/CoSIDA Academic All-Americans in 2008. The selection of Peterson and Wortman gave NU a nation-leading total of 98 CoSIDA Academic All-Americans in football. Nebraska also leads the nation in academic All-Americans with 269 academic All-Americans across all teams and all sports.

FOUR HUSKERS EARN ACADEMIC ALL-DISTRICT HONORS

Four Nebraska players were honored last week as CoSIDA/ESPN the Magazine Academic All-District VII selections. Leading the way was sophomore defensive back **Austin Cassidy** who was a first-team selection. Cassidy carries a 3.84 cumulative grade-point average in psychology, and advances to the ballot for Academic All-America honors. Senior receiver **Wes Cammack**, sophomore offensive tackle **Marcel Jones** and linebacker **Blake Lawrence** were second-team all-district picks.

HUSKER SENIORS ON TRACK FOR DEGREES

The 2009 Nebraska senior class boasts several members who are expected to complete their degree work before finishing their football eligibility.

- ▶ Senior guard Andy Christensen completed his undergraduate work in May of 2008 and is expected to complete his graduate degree in construction management by May of 2010.
- ▶ Ten other members of Nebraska's 14-man senior class are on track to complete their degree work in December and 13 of the 14 are likely to have earned their degrees by next May.
- ▶ In addition to the seniors who are expected to graduate, junior linebacker Blake Lawrence is on track to graduate in December, completing his degree work in just 2 ½ years. Junior defensive end Tyrone Fahie is also scheduled to pick up his bachelor's degree in December, while 2009 juniors D.J. Jones, Zac Lee, Mike McNeill and Mike Smith are all expected to finish their undergraduate work by May of 2010.

HUSKERS BOAST IMPRESSIVE TOTAL ON BIG 12 COMMISSIONER'S HONOR ROLL

The Nebraska football program had 49 student-athletes named to the Big 12 Commissioner's Spring Academic Honor Roll, an increase of seven over the same term a year ago. Among the group of 49 players, seven posted perfect 4.0 grade-point averages during the spring semester.

In the fall semester, Nebraska had 61 players named to the Big 12 Commissioner's Honor Roll, an improvement of 22 players over the 2007 fall semester. The Big 12 honor roll recognizes all student-athletes who earned a 3.0 grade-point average or better in the previous semester.

NEBRASKA AMONG LEADERS IN ACADEMIC ALL-BIG 12 SELECTIONS

Nebraska had 19 players named to the 2008 academic All-Big 12 team, including 13 first-team selections, and six second-team honorees. Nebraska's 19 honorees were the second-highest total in the Big 12 Conference.

Highlighting the Nebraska honorees were 2008 seniors Todd Peterson and Tyler Wortman and sophomore Thomas Grove. Wortman and Grove were among six student-athletes throughout the Big 12 who were recognized for having 4.0 grade-point averages either throughout their college careers or over the past calendar year. Peterson became the eighth football student-athlete in school history to be a four-time, first-team academic All-Big 12 selection (most recently Trevor Johnson and Judd Davies from 2000 to 2003).

First team members recorded a 3.20 or better GPA, while the second team were those with a 3.00 to 3.19 GPA.

NEBRASKA LEADS BIG 12 IN EXHAUSTED ELIGIBILITY GRADUATION RATES

Nebraska ranked at the top of the Big 12 in the exhausted eligibility graduation rate for the sixth consecutive year, posting an impressive 93 percent rate. The exhausted eligibility rate surveys the graduation rate of scholarship student-athletes in 10 incoming freshman classes who complete their eligibility at the university. Nebraska's exhausted eligibility rate has improved 21 percentage points since the inception of the rate in 1991-92.

The current exhausted eligibility rate includes members of incoming classes from 1992-93 through 2001-02. During that time period, 400 of the 428 NU scholarship student-athletes who completed their eligibility earned their degrees.

Nebraska's 93 percent exhausted eligibility rate ranks one percentage point higher than Texas Tech, which ranks second in the Big 12 at 92 percent. The national average for exhausted eligibility is 86 percent. Nebraska also ranked among the conference leaders in the GSR (Graduation Success Rate). The Husker football team's 78 percent rate tied for second in the Big 12 Conference.



NATIONAL RANKINGS

ASSOCIATED PRESS (NOV. 8)

No.	Team (1st)	Record	Points
1.	Florida (39)	9-0	1,467
2.	Texas (10)	9-0	1,430
3.	Alabama (11)	9-0	1,422
4.	TCU	9-0	1,271
5.	Cincinnati	9-0	1,263
6.	Boise State	9-0	1,228
7.	Georgia Tech	9-1	1,127
8.	Pittsburgh	8-1	945
9.	LSU	7-2	904
10.	Ohio State	8-2	898
11.	USC	7-2	834
12.	Miami	7-2	805
13.	Houston	8-1	783
14.	Oregon	7-2	752
15.	Iowa	9-1	741
16.	Utah	8-1	706
17.	Oklahoma State	7-2	492
18.	Arizona	6-2	476
19.	Penn State	8-2	467
20.	Virginia Tech	6-3	275
21.	Wisconsin	7-2	274
22.	BYU	7-2	219
23.	South Florida	6-2	167
24.	Clemson	6-3	149
25.	Stanford	6-3	107

USA TODAY COACHES (NOV. 8)

No.	Team (1st)	Record	Points
1.	Florida (48)	9-0	1,460
2.	Texas (4)	9-0	1,399
3.	Alabama (7)	9-0	1,389
4.	TCU	9-0	1,262
5.	Cincinnati	9-0	1,224
6.	Boise State	9-0	1,200
7.	Georgia Tech	9-1	1,118
8.	Ohio State	8-2	944
9.	Pittsburgh	8-1	940
10.	USC	7-2	847
11.	LSU	7-2	838
12.	Houston	8-1	766
13.	Iowa	9-1	757
14.	Utah	8-1	688
15.	Miami	7-2	685
16.	Oregon	7-2	665
17.	Penn State	8-2	552
18.	Oklahoma State	7-2	530
19.	Arizona	6-2	472
20.	Wisconsin	7-2	341
21.	Virginia Tech	6-3	268
22.	BYU	7-2	216
23.	West Virginia	7-2	121
24.	South Florida	6-2	106
25.	Auburn	7-3	80

HUSKERS IN THE 2009 POLLS

Date	AP	C	H	Results
Pre.	24	22	--	Def. Florida Atlantic, 49-3
9-8	22	18	--	Def. Arkansas State, 38-9
9-13	19	18	--	Lost to Virginia Tech, 16-15
9-20	25	24	--	Def. La.-Lafayette, 55-0
9-27	23	24	24	idle
10-4	21	22	21	Def. Missouri, 27-12
10-11	15	17	19	Lost to Texas Tech, 31-10
10-18	RV	RV	RV	Lost to Iowa State, 9-7
10-25	--	--	--	Def. Baylor, 20-10
11-1	--	--	RV	Def. Oklahoma, 10-3
11-8	RV	RV	RV	

NEBRASKA POSSIBLE STARTERS AT A GLANCE

OFFENSE

Pos.-Player	Yr.	Ht/Wt	Notable
WR (X)-Khiry Cooper	RFr.	6-2/195	Nine receptions/Fifth-round pick by Angels in 2008 MLB Draft
WR (Z)-Niles Paul**	Jr.	6-1/215	143 yards vs. ISU was second 100-yard game and eighth-best in NU history
TE-Mike McNeill**	Jr.	6-4/240	50 career receptions/Only five tight ends have more catches at NU
-or- Dreu Young**	Jr.	6-4/250	Walk-on given scholarship in August/Avg. 30.5 yards on two catches
LT-Mike Smith**	Jr.	6-6/295	Began Nebraska career as defensive end/20 career starts
LG-Keith Williams**	Jr.	6-5/315	Returned to starting lineup in week four after nagging minor injuries
C-Jacob Hickman***	Sr.	6-4/290	Anchor of Nebraska offensive line has started 32 games in career
RG-Ricky Henry	Jr.	6-4/300	Omaha native has moved into starting role after redshirting in 2008
RT-Marcel Jones*	So.	6-7/310	Has ability to play both tackle spots/10 career starts
QB-Cody Green	Fr.	6-4/220	Made first career start at Baylor/Averaging 6.0 yards on 22 rushes
-or- Zac Lee	Jr.	6-2/215	Completing 68 percent of passes with 8 TD in home games
FB-Tyler Legate	RFr.	5-10/225	Found end zone on first career reception vs. Arkansas State
IB-Roy Helu Jr.**	Jr.	6-0/215	Has six career 100-yard rushing games/138 last week vs. OU

DEFENSE

Pos.-Player	Yr.	Ht/Wt	Notable
LDE-Barry Turner***	Sr.	6-3/265	Fifth-year senior made has 14.5 career sacks, including 2.5 in 2009
DT-Ndamukong Suh***	Sr.	6-4/300	At least one TFL in 18 of 20 games/6 career blocked kicks one from NU record
DT-Jared Crick*	So.	6-6/285	NU record with five sacks, seven TFL vs. Baylor/National Defensive POW
RDE-Pierre Allen**	Jr.	6-5/265	Career-best two sacks and three TFL vs. TT/9-33 TFL in 2009
WILL-Phillip Dillard***	Sr.	6-1/240	Moved to WILL in Sept./Career-high 12 tackles twice in Big 12 play
MIKE-Will Compton	RFr.	6-2/225	31 total tackles, including six vs. Mizzou/Shared first career sack vs. TT
BUCK-Sean Fisher	RFr.	6-6/230	Omaha native has 32 tackles, including career-high nine vs. Iowa State
LCB-Prince Amukamara**	Jr.	6-1/200	43 tackles/Team leader with nine PBU and second with three INT
S-Matt O'Hanlon***	Sr.	5-11/200	48 tackles, while also posting team-high INT/School-record 3 picks vs. OU
S-Larry Asante**	Sr.	6-1/215	Third on team with 49 tackles/Six or more tackles six times in 2009
RCB-Alfonzo Dennard*	So.	5-10/190	First career start at Missouri/Career-best six tackles, PBU, TFL vs. OU
-or- Anthony West**	Jr.	6-0/200	15 career starts at cornerback/Led Nebraska in PBU in 2008
NICKEL-Eric Hagg**	Jr.	6-2/205	Versatile defender has 27 tackles, including five TFL and sack in 2009

SPECIAL TEAMS

Pos.-Player	Yr.	Ht/Wt	Notable
PK-Alex Henery**	Jr.	6-2/175	38-of-44 in career on FG/Eight career multi-FG games
P-Alex Henery**	Jr.	6-2/175	Avg. 41 yards per punt/Big 12-best 19 downed inside 20-yard line
KO-Adi Kunalic**	So.	6-0/190	Among national leaders in touchbacks past two years/22 in 2009
LS-P.J. Mangieri	Fr.	6-4/250	True freshman walk-on took over for three-year starter T.J. O'Leary
H-Brett Maher	RFr.	6-0/170	Walk-on doubles as Henery's backup at punter
PR-Niles Paul**	Jr.	6-1/215	Career-long 55-yard return at VT/Averaging 9.2 yards per return
KOR-Niles Paul**	Jr.	6-1/215	Averaging 24.8 yards per return/Averages 102.7 all-purpose ypg
KOR-Tim Marlowe	RFr.	5-10/175	Youngstown, Ohio native attended same HS as Pelinis/Avg. 22.0 ypr



2009 NEBRASKA CORNHUSKERS ROSTER

Lettermen in **bold**; *Indicates Letters Earned

No.	Name	Pos.	Ht.	Wt.	Yr.	Hometown (High School/College)
95	** Allen, Pierre	DE	6-5	265	Jr.	Denver, Colo. (Thomas Jefferson)
21	** Amukamara, Prince	CB	6-1	200	Jr.	Glendale, Ariz. (Apollo)
70	Anderson, Kenny	DE	6-2	250	RFr.	Omaha, Neb. (Millard West)
9	Ankrah, Jason	DE	6-4	255	Fr.	Gaithersburg, Md. (Quince Orchard)
4	** Asante, Larry	S	6-1	215	Sr.	Alexandria, Va. (Hayfield/Coffeyville CC)
70	Ash, Nick	OL	6-5	270	Fr.	Keller, Texas
66	Barrett, Cruz	OL	6-4	310	Jr.	Daytona Beach, Fla. (Mainland)
91	Barry, Robert	TE	6-8	220	Fr.	Battle Creek, Neb.
2	Bell, Antonio	WR	6-2	180	Fr.	Daytona Beach, Fla. (Mainland)
39	Blatchford, Justin	CB	6-1	195	RFr.	Ponca, Neb.
14	* Blue, Anthony	CB	5-10	185	So.	Cedar Hill, Texas
9	Broekemeier, Joe	QB	6-4	210	Jr.	Aurora, Neb. (Aurora)
1	* Brooks, Chris	WR	6-2	215	Sr.	St. Louis, Mo. (Hazelwood East)
22	Burkhead, Rex	RB	5-11	200	Fr.	Plano, Texas
22	Camarata, Joseph	LB	5-10	225	RFr.	Overland Park, Kan. (Rockhurst)
82	*** Cammack, Wes	WR	5-11	200	Sr.	DeWitt, Neb. (Tri-County)
58	* Caputo, Mike	OL	6-1	275	So.	Omaha, Neb. (Millard North)
8	Cassidy, Austin	S	6-1	210	So.	Lincoln, Neb. (Southwest)
51	Chapek, Brandon	OL	6-5	325	Fr.	Wahoo, Neb. (Bishop Neumann)
77	Choi, Seung Hoon	OL	6-2	295	RFr.	Lincoln, Neb. (Christian)
62	** Christensen, Andy	OL	6-3	305	Sr.	Bennington, Neb.
42	Clark, Tyson	WR	6-4	190	Fr.	Lincoln, Neb. (East)
71	Coffey, Jesse	OL	6-7	300	Fr.	Denton, Texas (Guyer)
51	Compton, Will	LB	6-2	225	RFr.	Bonne Terre, Mo. (North County)
6	Cooper, Khiry	WR	6-2	195	RFr.	Shreveport, La. (Calvary Baptist Academy)
81	Cotton, Ben	TE	6-6	250	RFr.	Ames, Iowa
94	* Crick, Jared	DT	6-6	285	So.	Cozad, Neb.
95	Daake, Tyler	P/PK	6-2	195	Fr.	Norfolk, Neb. (Norfolk Catholic)
27	Damkroger, Jon	P/PK	6-1	190	So.	Firth, Neb. (Norris/Nebraska-Omaha)
31	Dean, Jase	CB	6-0	185	RFr.	Bridgeport, Neb.
15	* Dennard, Alfonso	CB	5-10	190	So.	Rochelle, Ga. (Wilcox County)
52	*** Dillard, Phillip	LB	6-1	240	Sr.	Tulsa, Okla. (Jenks)
87	Dixon, Taylor	WR	5-11	190	RFr.	Wauneta, Neb. (Wauneta-Palisade)
32	Ebke, Jim	S	6-0	210	So.	Lincoln, Neb. (East/South Dakota State)
92	Fahie, Tyrone	DE	6-3	255	Jr.	Virginia Beach, Va. (Ocean Lakes)
35	Failla, Nick	WR	5-10	175	Fr.	Omaha, Neb. (Millard North)
42	Fisher, Sean	LB	6-6	230	RFr.	Omaha, Neb. (Millard North)
11	* Gilleylen, Curenski	WR	6-0	215	So.	Leander, Texas
91	Glassman, Dan	DE	6-4	250	Jr.	Omaha, Neb. (Creighton Prep)
7	Gomes, Dejon	CB	6-0	190	Jr.	Hayward, Calif. (Logan/City College of San Francisco)
11	Green, Andrew	DB	6-0	175	Fr.	San Antonio, Texas (James Madison)
17	Green, Cody	QB	6-4	220	Fr.	Dayton, Texas
41	** Grove, Thomas	LB	6-2	225	Jr.	Arlington, Neb.
28	** Hagg, Eric	S	6-2	205	Jr.	Peoria, Ariz. (Ironwood)
80	Harvey, David	DE	6-4	270	Sr.	LaPlata, Md. (McDonough)
30	* Hays, Mike	FB	6-1	235	So.	Papillion, Neb. (Papillion-LaVista)
10	** Helu Jr., Roy	IB	6-0	215	Jr.	Danville, Calif. (San Ramon Valley)
90	** Henery, Alex	PK/P	6-2	175	Jr.	Omaha, Neb. (Burke)
74	Henry, Ricky	OL	6-4	300	Jr.	Omaha, Neb. (Burke/N.D. State College of Science)
8	** Henry, Will	WR	6-5	215	Jr.	El Paso, Texas (J.M. Hanks)
67	*** Hickman, Jacob	OL	6-4	290	Sr.	Bakersfield, Calif. (Centennial)
80	* Hill, Ryan	TE	6-3	250	So.	Arvada, Colo. (West)
35	* Holt, Matt	LB	6-0	200	So.	Lee's Summit, Mo. (West)
18	*** Holt, Menelik	WR	6-4	220	Sr.	San Diego, Calif. (St. Augustine)
57	Hron, Mitch	LB	6-2	220	Fr.	Schuyler, Neb.
85	Hyland, KC	WR	6-6	210	RFr.	Lincoln, Neb. (Pius X)
58	Jackson, Justin	DL	6-3	270	RFr.	Roca, Neb. (Norris)
29	Jameson, Seth	S	6-1	180	Fr.	Southlake, Texas (Southlake Carroll)
28	Jones, Austin	IB	5-10	210	So.	Aurora, Colo.
73	* Jones, D.J.	OL	6-5	315	Jr.	Omaha, Neb. (Central)
52	Jones, Dwight	OL	6-4	245	Fr.	Gretna, Neb.
78	* Jones, Marcel	OL	6-7	310	So.	Phoenix, Ariz. (Trevor Browne)
78	Kanne, Colin	DL	6-4	250	Fr.	Omaha, Neb. (Millard West)
12	Kellogg III, Ron	QB	6-1	215	Fr.	Omaha, Neb. (Westside)
89	Kerr, J.T.	TE	6-4	245	Fr.	San Diego, Calif. (Scripps Ranch)
4	Kildow, Ty	WR	5-7	165	Fr.	Omaha, Neb. (Millard South)
84	Kinnie, Brandon	WR	6-3	215	So.	Kansas City, Mo. (Grandview/Fort Scott CC)
85	Klingelhofer, Faron	DT	6-2	255	So.	Amherst, Neb. (Amherst/Nebraska-Kearney)
54	* Koehler, Colton	LB	6-1	230	Sr.	Harvard, Neb. (Harvard/Nebraska Wesleyan)
44	Kreikemeier, Micah	LB	6-3	220	RFr.	West Point, Neb. (Central Catholic)

NUMERICAL ROSTER

No.	Name.....	Position
1	* Chris Brooks	WR
1	** Adi Kunalic	PK
2	Antonio Bell	WR
2	Lazarri Middleton	DB
3	Taylor Martinez	QB
3	*** Rickey Thenarse	S
4	** Larry Asante	S
4	Ty Kildow	WR
5	Zac Lee	QB
5	** Anthony West	CB
6	Khiry Cooper	WR
7	Dejon Gomes	CB
7	Kody Spano	QB
8	Austin Cassidy	S
8	** Will Henry	WR
9	Jason Ankrah	DE
9	Joe Broekemeier	QB
10	** Roy Helu Jr.	IB
10	Dijon Washington	DB
11	* Curenski Gilleylen	WR
11	Andrew Green	DB
12	Ron Kellogg III	QB
12	Courtney Osborne	S
13	P.J. Smith	S
14	* Anthony Blue	CB
14	Lester Ward	IB
15	* Alfonzo Dennard	CB
15	** Latravis Washington	QB
16	Wil Richards	DB
16	Adam Watson	DB
17	Cody Green	QB
18	*** Menelik Holt	WR
21	** Prince Amukamara	CB
21	Steven Osborne	WR
22	Rex Burkhead	RB
22	Joseph Camarata	LB
23	* Lance Thorell	CB
24	** Niles Paul	WR
25	Kyler Reed	TE
26	Tim Marlowe	WR
27	Jon Damkroger	P/PK
27	Dontrayevous Robinson	RB
28	** Eric Hagg	S
28	Austin Jones	IB
29	Seth Jameson	S
29	Collins Okafor	IB
30	* Mike Hays	FB
31	Jase Dean	CB
31	C.J. Zimmerer	RB
32	Jim Ebke	S
32	Marcus Mendoza	IB
33	*** Matt O'Hanlon	S
34	Cameron Meredith	DE
35	Nick Failla	WR
35	* Matt Holt	LB
36	* Mathew May	LB
37	Tyrone Lewis	LB
37	Kevin Thomsen	LB
38	Graham Stoddard	LB
39	Justin Blatchford	CB
41	** Thomas Grove	LB
41	Jake Long	TE
42	Tyson Clark	WR
42	Sean Fisher	LB
43	Brent Moravec	S
44	Micah Kreikemeier	LB
44	** Mike McNeill	TE



No.	Name	Pos.	Ht.	Wt.	Yr.	Hometown (High School/College)
93	Kuhl, Adam	LS	6-2	270	Fr.	Maple Valley, Iowa (Maple Valley Community)
1	** Kunalic, Adi	PK	6-0	190	Jr.	Fort Worth, Texas (North Crowley)
5	Lee, Zac	QB	6-2	215	Jr.	San Francisco, Calif. (St. Ignatius Prep/City College of San Francisco)
48	Legate, Tyler	FB	5-10	225	RFr.	Neligh, Neb. (Neligh-Oakdale/South Dakota)
37	Lewis, Tyrone	LB	6-2	195	Fr.	Lincoln, Neb. (North Star)
75	Lingenfelter, Luke	OL	6-4	275	So.	Plainview, Neb.
41	Long, Jake	TE	6-4	220	Fr.	Elkhorn, Neb.
81	Long, Spencer	DE	6-4	250	Fr.	Elkhorn, Neb.
96	Maher, Brett	P/PK	6-0	170	RFr.	Kearney, Neb.
92	Mangieri, P.J.	LS	6-4	250	Fr.	Peoria, Ill. (Dunlap)
49	Manninger, Matt	LB	6-1	220	RFr.	Omaha, Neb. (Creighton Prep)
26	Marlowe, Tim	WR	5-10	175	RFr.	Youngstown, Ohio (Cardinal Mooney)
63	* Martin, Ben	DT	6-4	260	Jr.	Lincoln, Neb. (Southwest)
46	Martin, Eric	LB	6-2	215	Fr.	Moreno Valley, Calif. (Rancho Verde)
88	Martin, Jay	LB	6-2	230	So.	Waverly, Neb.
3	Martinez, Taylor	QB	6-1	185	Fr.	Corona, Calif. (Centennial)
36	* May, Mathew	LB	6-1	215	So.	Imperial, Neb. (Chase County)
86	McClure, Mychael	TE	6-5	235	RFr.	Wisner, Neb. (Wisner-Pilger)
65	McDermott, Colin	DE	6-2	250	RFr.	Omaha, Neb. (Creighton Prep)
66	McDermott, Conor	DE	6-2	250	RFr.	Omaha, Neb. (Creighton Prep)
44	** McNeill, Mike	TE	6-4	240	Jr.	Kirkwood, Mo.
67	Meginnis, Sam	LS/LB	6-2	225	RFr.	Lincoln, Neb. (East)
32	Mendoza, Marcus	WR	5-10	190	So.	Houston, Texas (Spring Woods)
34	Meredith, Cameron	DE	6-4	260	RFr.	Santa Ana, Calif. (Mater Dei)
63	Meyer, Derek	OL	6-5	315	Sr.	Campbell, Neb. (Silver Lake/Kansas State)
2	Middleton, Lazarri	DB	6-1	175	Fr.	Long Beach, Calif. (Poly)
68	Molek, Josh	DT	6-3	245	RFr.	Omaha, Neb. (Skutt Catholic)
90	* Moore, Terrence	DT	6-3	285	So.	New Orleans, La. (McDonogh 35)
43	Moravec, Brent	S	6-0	185	RFr.	Grand Island, Neb. (Central Catholic)
69	Nickens, Brodrick	OL	6-5	285	Fr.	Alliance, Neb.
33	*** O'Hanlon, Matt	S	5-11	200	Sr.	Bellevue, Neb. (Bellevue East)
29	Okafor, Collins	IB	6-1	225	RFr.	Omaha, Neb. (Westside)
12	Osborne, Courtney	S	6-3	195	RFr.	Garland, Texas (South Garland)
21	Osborne, Steven	WR	6-4	200	RFr.	Garland, Texas (South Garland)
83	Partington, Joseph	WR	6-2	190	So.	Grand Island, Neb. (Central Catholic/Nebraska-Omaha)
24	** Paul, Niles	WR	6-1	215	Jr.	Omaha, Neb. (North)
56	Paulsen, Devin	LB	6-2	210	Fr.	Lincoln, Neb. (Lincoln Christian)
62	Pensick, Cole	DL	6-2	250	Fr.	Lincoln, Neb. (Northeast)
76	Qvale, Brent	OL	6-7	330	Fr.	Williston, N.D.
53	Randle, Thaddeus	DL	6-1	260	Fr.	Galena Park, Texas (North Shore)
25	Reed, Kyler	TE	6-3	230	RFr.	Shawnee, Kan. (St. Thomas Aquinas)
16	Richards, Wil	DB	5-11	195	Fr.	Lee's Summit, Mo. (Lee's Summit West)
27	Robinson, Dontrayevous	RB	6-1	215	Fr.	Euless, Texas (Trinity)
57	Sirles, Jeremiah	OL	6-6	310	Fr.	Lakewood, Colo. (Bear Creek)
65	** Smith, Mike	OL	6-6	295	Jr.	Las Vegas, Nev. (Palo Verde)
13	Smith, P.J.	S	6-2	210	RFr.	River Ridge, La. (John Curtis)
7	Spano, Kody	QB	6-2	215	RFr.	Stephenville, Texas
59	Starkebaum, Colby	LB	6-1	195	Fr.	Sterling, Colo.
55	Steinkuhler, Baker	DT	6-6	290	RFr.	Lincoln, Neb. (Southwest)
38	Stoddard, Graham	LB	6-2	230	RFr.	Lincoln, Neb. (Southwest)
93	*** Suh, Ndamukong	DT	6-4	300	Sr.	Portland, Ore. (Grant)
3	*** Thenarse, Rickey	S	6-0	205	Sr.	Los Angeles, Calif. (Jordan)
79	Thompson, Brandon	OL	6-6	295	RFr.	The Woodlands, Texas
37	Thomsen, Kevin	LB	6-2	235	So.	Elkhorn, Neb.
23	* Thorell, Lance	CB	6-1	195	So.	Loomis, Neb.
59	Thorson, Brian	OL	6-3	280	RFr.	Omaha, Neb. (Millard North)
90	Toailoa, Quentin	OL	6-4	295	RFr.	Highland, Calif. (Redlands East Valley)
59	*** Turner, Barry	DE	6-3	265	Sr.	Antioch, Tenn. (Brentwood Academy)
14	Ward, Lester	IB	6-3	215	RFr.	Brenham, Texas
10	Washington, Dijon	DB	6-0	175	Fr.	Lawndale, Calif. (Leuzinger)
15	** Washington, Latravis	QB	6-3	225	Jr.	Bradenton, Fla. (Bayshore)
16	Watson, Adam	WR	6-0	185	Jr.	Lincoln, Neb. (Niwot [Colo.])
47	Wells, Brett	TE	6-4	190	Fr.	St. Paul, Neb.
5	** West, Anthony	CB	6-0	200	Jr.	San Diego, Calif. (Point Loma)
45	Whaley, Alonzo	LB	6-1	225	RFr.	Madisonville, Texas
48	Williams, Chris	LB	6-0	220	Fr.	Abilene, Texas
98	Williams, Josh	DE	6-4	245	RFr.	Denton, Texas (Ryan)
68	** Williams, Keith	OL	6-5	315	Jr.	Florissant, Mo. (McClure North)
49	** Young, Dreu	TE	6-4	250	Jr.	Cozad, Neb.
31	Zimmerer, C.J.	RB	6-0	220	Fr.	Omaha, Neb. (Gross)

45	Alonzo Whaley	LB
46	Eric Martin	LB
47	Brett Wells	TE
48	Tyler Legate	FB
48	Chris Williams	LB
49	Matt Manninger	LB
49	** Dreu Young	TE
50	Quentin Toailoa	OL
51	Brandon Chapek	OL
51	Will Compton	LB
52	*** Phillip Dillard	LB
52	Dwight Jones	OL
53	Thaddeus Randle	DL
54	* Colton Koehler	LB
55	Baker Steinkuhler	DT
56	Devin Paulsen	LB
57	Mitch Hron	LB
57	Jeremiah Sirles	OL
58	* Mike Caputo	OL
58	Justin Jackson	DL
59	Colby Starkebaum	LB
59	Brian Thorson	OL
62	** Andy Christensen	OL
62	Cole Pensick	DL
63	* Ben Martin	DT
63	Derek Meyer	OL
65	Colin McDermott	DE
65	** Mike Smith	OL
66	Cruz Barrett	OL
66	Conor McDermott	DE
67	*** Jacob Hickman	OL
67	Sam Meginnis	LS/LB
68	Josh Molek	DT
68	** Keith Williams	OL
69	Brodrick Nickens	OL
70	Kenny Anderson	DE
70	Nick Ash	OL
71	Jesse Coffey	OL
73	* D.J. Jones	OL
74	Ricky Henry	OL
75	Luke Lingenfelter	OL
76	Brent Qvale	OL
77	Seung Hoon Choi	OL
78	* Marcel Jones	OL
78	Colin Kanne	DL
79	Brandon Thompson	OL
80	David Harvey	DE
80	* Ryan Hill	TE
81	Ben Cotton	TE
81	Spencer Long	DE
82	*** Wes Cammack	WR
83	Joseph Partington	WR
84	Brandon Kinnie	WR
85	KC Hyland	WR
85	Faron Klingelhoefer	DT
86	Mychael McClure	TE
87	Taylor Dixon	WR
88	Jay Martin	LB
89	J.T. Kerr	TE
90	** Alex Henery	PK/P
90	* Terrence Moore	DT
91	Robert Barry	TE
91	Dan Glassman	DE
92	Tyrone Fahie	DE
92	P.J. Mangieri	LS
93	Adam Kuhl	LS
93	*** Ndamukong Suh	DT
94	* Jared Crick	DT
95	** Pierre Allen	DE
95	Tyler Daake	P/PK
96	Brett Maher	P/PK
98	Josh Williams	DE
99	*** Barry Turner	DE



NEBRASKA DEPTH CHART-OKLAHOMA

OFFENSE

Pos.	No.	Name, Ht., Wt., Yr.
WR X	6	Khiry Cooper, 6-2, 195, RFr. -OR-
	84	Brandon Kinnie, 6-3, 215, So. -OR-
	18	Menelik Holt, 6-4, 220, Sr. -OR-
	1	Chris Brooks, 6-2, 215, Sr.
LT	65	Mike Smith, 6-6, 295, Jr.
	78	Marcel Jones, 6-7, 310, So.
LG	68	Keith Williams, 6-5, 315, Jr.
	63	Derek Meyer, 6-5, 315, Sr.
C	67	Jacob Hickman, 6-4, 290, Sr.
	58	Mike Caputo, 6-1, 275, So.
RG	74	Ricky Henry, 6-4, 300, Jr.
	62	Andy Christensen, 6-3, 305, Sr.
RT	78	Marcel Jones, 6-7, 310, So.
	73	D.J. Jones, 6-5, 315, Jr.
TE	44	Mike McNeill, 6-4, 240, Jr. -OR-
	49	Dreu Young, 6-4, 250, Jr.
	25	Kyler Reed, 6-3, 230, RFr. -OR-
	81	Ben Cotton, 6-6, 250, RFr.
WR Z	80	Ryan Hill, 6-3, 250, So.
	24	Niles Paul, 6-1, 215, Jr.
	11	Curenski Gilleylen, 6-0, 215, So.
	2	Antonio Bell, 6-2, 180, Fr.
QB	8	Will Henry, 6-5, 215, Jr.
	82	Wes Cammack, 5-11, 200, Sr.
	17	Cody Green, 6-4, 220, Fr. -OR-
	5	Zac Lee, 6-2, 215, Jr.
IB	15	Latravis Washington, 6-3, 225, Jr.
	10	Roy Helu Jr., 6-0, 215, Jr.
	27	Dontrayevous Robinson, 6-1, 215, Fr. -OR-
	32	Marcus Mendoza, 5-10, 190, So. -OR-
FB	28	Austin Jones, 5-10, 210, So. -OR-
	14	Lester Ward, 6-3, 215, RFr.
	48	Tyler Legate, 5-10, 225, RFr.
	30	Mike Hays, 6-1, 235, So.

DEFENSE

Pos.	No.	Name, Ht., Wt., Yr.
LDE	99	Barry Turner, 6-3, 265, Sr.
	34	Cameron Meredith, 6-4, 260, RFr.
DT	93	Ndamukong Suh, 6-4, 300, Sr.
	90	Terrence Moore, 6-3, 285, So.
DT	94	Jared Crick, 6-6, 285, So.
	55	Baker Steinkuhler, 6-6, 290, RFr.
RDE	95	Pierre Allen, 6-5, 265, Jr.
	98	Josh Williams, 6-4, 245, RFr.
WILL	52	Phillip Dillard, 6-1, 240, Sr.
	36	Mathew May, 6-1, 215, So.
MIKE	51	Will Compton, 6-2, 225, RFr.
	54	Colton Koehler, 6-1, 230, Sr.
BUCK	42	Sean Fisher, 6-6, 230, RFr.
	46	Eric Martin, 6-2, 215, Fr.
LCB	21	Prince Amukamara, 6-1, 200, Jr.
	7	Dejon Gomes, 6-0, 190, Jr.
SS	4	Larry Asante, 6-1, 215, Sr.
	13	P.J. Smith, 6-2, 210, RFr. -OR-
	28	Eric Hagg, 6-2, 205, Jr.
FS	33	Matt O'Hanlon, 5-11, 200, Sr.
	28	Eric Hagg, 6-2, 205, Jr. -OR-
	8	Austin Cassidy, 6-1, 210, So. -OR-
	12	Courtney Osborne, 6-3, 195, RFr.
RCB	15	Alfonzo Dennard, 5-10, 190, So.
	5	Anthony West, 6-0, 200, Jr.

SPECIAL TEAMS

Pos.	No.	Name, Ht., Wt., Yr.
PK	90	Alex Henery, 6-2, 175, Jr.
	1	Adi Kunalic, 6-0, 190, Jr.
P	90	Alex Henery, 6-2, 175, Jr.
	96	Brett Maher, 6-0, 170, RFr.
LS	92	P.J. Mangieri, 6-4, 250, Fr.
	67	Sam Meginnis, 6-2, 225, RFr.
KO	1	Adi Kunalic, 6-0, 190, Jr.
HOLD	96	Brett Maher, 6-0, 170, RFr.
KOR	24/26	Niles Paul/Tim Marlowe
	15/11	Alfonzo Dennard/Curenski Gilleylen
PR	24	Niles Paul, 6-1, 215, Jr.
	26	Tim Marlowe, 5-10, 175, RFr.

CAREER STARTS

OFFENSE

Jacob Hickman, Sr., C.....	32
Mike McNeill, Jr., TE.....	21
Mike Smith, Jr., OT.....	20
Keith Williams, Jr., OG.....	15
Niles Paul, Jr., WR.....	13
Roy Helu Jr., Jr, IB.....	11
Marcel Jones, Soph., OT.....	10
Menelik Holt, Sr., WR.....	9
Andy Christensen, Sr., OG.....	9
Ricky Henry, Jr., OG.....	9
Dreu Young, Jr., TE.....	9
Zac Lee, Jr., QB.....	7
Derek Meyer, Sr., OG.....	3
Khiry Cooper, RFr., WR.....	3
Curenski Gilleylen, Soph. WR.....	2
Cody Green, Fr., QB.....	2
Kyler Reed, RFr., TE.....	1
Tyler Legate, So., FB.....	1
Ben Cotton, RFr., TE.....	1

DEFENSE

Ndamukong Suh, Sr., DT.....	33
Larry Asante, Sr., SS.....	31
Barry Turner, Sr., DE.....	22
Pierre Allen, Jr., DE.....	20
Matt O'Hanlon, Sr., S.....	18
Eric Hagg, Jr., S.....	16
Anthony West, Jr., CB.....	15
Phillip Dillard, Sr., LB.....	12
Prince Amukamara, Jr., CB.....	12
Jared Crick, Soph., DT.....	9
Will Compton, RFr., LB.....	6
Lance Thorell, Soph., CB.....	6
Sean Fisher, RFr., LB.....	5
Rickey Thenarse, Sr., S.....	5
Alfonzo Dennard, Soph., CB.....	5
Dejon Gomes, Jr., DB.....	3
Anthony Blue, Soph., CB.....	2
Matt Holt, Soph., LB.....	1
Colton Koehler, Sr., LB.....	1

SPECIAL TEAMS

Alex Henery, Jr., PK.....	34
Adi Kunalic, Jr., KO.....	34
Alex Henery, Jr., P.....	9

PRONUNCIATION

Larry Asante.....	uh-SAHN-tay
Prince Amukamara.....	ah-moo-kuh-mare-uh
Khiry Cooper.....	KY-ree
Alfonzo Dennard.....	DEN-ard
Tyrone Fahie.....	FOY
Curenski Gilleylen.....	GILL-uh-len
Roy Helu Jr.....	HEL-lou
Menelik Holt.....	men-uh-leek
Faron Klingelhoefer.....	fair-in
Micah Kreikemeier.....	crack-meyer
Colton Koehler.....	KAY-ler
Adi Kunalic.....	ah-dee Kuh-NALEK
Tyler Legate.....	lug-GATE
Brent Qvale.....	kwal-lee
Baker Steinkuhler.....	STINE-kooler
Ndamukong Suh.....	en-dom-ah-ken SUE

Ndamukong Suh



Awards and Honors

- 2009 Lombardi Award Semifinalist
- 2009 Chuck Bednarik Award Semifinalist
- 2009 Sporting News Mid-Season All-American
- 2009 Big 12 Preseason Defensive Player of the Year (coaches)
- 2009 Preseason All-American (numerous media outlets)
- Big 12 Defensive Player of the Week
(vs. Kansas, 2008, vs. Missouri, 2009)
- Walter Camp National Defensive Player of the Week
(vs. Missouri, 2009)
- FWAA National Defensive Player of the Week (vs. Missouri, 2009)
- Lott Trophy Impact Player of the Week
(vs. Missouri, 2009, vs. Iowa State, 2009)
- 2008 First-Team All-Big 12 (Associated Press, Dallas Morning News, Kansas City Star, San Antonio Express-News)
- 2008 Second-Team All-Big 12 (Coaches)
- 2008 Nebraska Defensive MVP
- 2006 First-Team Freshman All-Big 12 (Sporting News)

- Second on the Nebraska squad with 53 tackles, 13 TFL (45 yards lost), 5.0 sacks (33 yards lost) and eight PBU through nine games, while also setting team highs with 28 unassisted tackles, 17 QB hurries and three blocked kicks
- Has moved into the Nebraska career top three for TFL and NU top 10 for sacks with 46 and 17, respectively
- Leads nation among active interior defensive linemen in career TFL (46)
- Already set the NU single-season (8) and career (13) position record for pass breakups, and ranks 30th nationally in PBU by all defensive players
- Helps NU rank second nationally in scoring defense (10.3 ppg), 10th in rushing defense (94.4 ypg), 11th in total defense (274.0 ypg) and 21st in passing defense (179.6 ypg) through nine games
- Posted at least one TFL in 18 of last 20 games, including 12 straight at one point
- Recorded two blocked kicks against Iowa State and one against Oklahoma to bring career total to six, a defensive lineman record at Nebraska
- Posted at least three quarterback hurries in three of the past four contests

		---Tackles---									
Year	G/S	UT	AT	TT	TFL	Sacks	FF-FR	BK	PBU	PI	QBH
2005*	2/0	0	1	1	0-0	0	0-0	0	0	0	0
2006	14/0	12	7	19	8-45	3.5-37	1-0	0	0	1	2
2007	12/11	22	12	34	6-29	1-6	0-1	1	2	0	4
2008	13/13	39	37	76	19-85	7.5-67	1-0	2	3	2	6
2009	9/9	29	24	53	13-49	5.0-33	1-0	3	8	1	17
Totals	50/33	102	81	183	46-206	17.0-143	3-1	6	13	4	29

<u>Opponent</u>	<u>TT</u>	<u>TFL</u>	<u>PBU</u>
Florida Atlantic	7	1-1	1
Arkansas State	5	3-18	0
at Virginia Tech	8	1-1	4
La.-Lafayette	6	1-0	1
at Missouri	6	1-6	1
Texas Tech	4	2-10	0
Iowa State	8	1-6	0
at Baylor	5	3-5	0
Oklahoma	4	0-0	1
at Kansas			
Kansas State			
Colorado			

1.5 for 17 yds. vs. Arkansas State
0.5 for 1 yd. at Virginia Tech
1.0 for 6 yds. at Missouri
1.0 for 6 yds. vs. Iowa State
1.0 for 3 yds. at Baylor

1 vs. Arkansas State
1 at Virginia Tech
3 at Missouri
4 vs. Texas Tech
3 vs. Iowa State
2 at Baylor
3 vs. Oklahoma

1 for zero yds. at Missouri


1 at Missouri

2 vs. Iowa State (PAT and FG)
1 vs. Oklahoma (FG)

Nebraska Season Record for Interceptions (2, 2008) by a Defensive Tackle • Nebraska Season Record for Interception Returns for Touchdowns (2, 2008) by a Defensive Tackle • Nebraska Career Record for Interceptions (4) by a Defensive Tackle • Nebraska Season (8) and Career Record for Pass Breakups (13) by a Defensive Lineman • Nebraska Game (2), Season (3) and Career (6) Records for Blocked Kicks by a Defensive Lineman

Missouri coach Gary Pinkel:
"The numbers he puts up and the things he does athletically at that size, he's a very dominant player. He's a great, great football player. I can't imagine a lot of other defensive tackles like him in the country. I'd like to see them."

*While his last name is easy (just say Sue), many have found it a little more difficult to pronounce the All-America candidate's first name.
It's as simple as En-dom-uh-ken.
Or just go with Big Suh.*



<i>Player, Years</i>	<i>Points</i>
1. Kris Brown, 1995-98	388
2. Eric Crouch, 1998-01	368
3. Josh Brown, 1999-02	315
4. Mike Rozier, 1981-83	312
5. Ahman Green, 1995-97	270
6. Johnny Rodgers, 1970-72	264
7. Calvin Jones, 1991-93	252
8. Alex Henery, 2007-present	242
9. Tommie Frazier, 1992-95	222
Byron Bennett, 1990-93	222

NEBRASKA CAREER FIELD GOALS

<i>Player, Years</i>	<i>FG-FGA</i>
1. Kris Brown, 1995-98	57-77
2. Josh Brown, 1999-02	43-62
3. Alex Henery, 2007-present	38-44
4. Dale Klein, 1984-86	27-41
5. Gregg Barrios, 1986-90	26-35

• *Is a leading contender for the Lou Groza Award as the nation's best kicker by hitting 12-of-15 field-goal tries and punching through 27-of-27 PATs*

- *Ranks third nationally in career accuracy among place-kickers, connecting on 86.3 percent of his career attempts, just behind of Miami's Matt Bosher (87.5 percent and UCLA's Kai Forbath (86.7 percent)*
- *Leads the Huskers and ranks 72nd in scoring with 7.0 points per game*
- *Posted the second-highest total for field goals in a Nebraska ever with a 5-of-5 effort at No. 13 Virginia, scoring all of NU's points*
- *Also had a career long and the seventh longest punt in NU history at Virginia Tech with a 76-yarder in the first quarter*
- *Had streak of made field goals from inside 50 yards reach 25 straight before missing a 43-yarder against Oklahoma*
- *Moved to eighth on the NU career scoring list with 242 career points*
- *Also took over the punting duties this season and is averaging 41.1 yards on 49 punts, including Big-12 leading 19 downed inside the 20-yard line*

• 2009 Lou Groza Award Candidate • 2008 Second-Team All-Big 12 (AP, Kansas City Star, Dallas Morning News, San Antonio Express-News) • 2008 Honorable-Mention All-Big 12 (Coaches) • Nebraska Special Teams MVP • Big 12 Special Teams Player of the Week (vs. Colorado, 2008; Virginia Tech, 2009) • Nebraska & Memorial Stadium Record Holder for Longest Field Goal (57 yards) • Nebraska Record Holder for Season Field Goal Percentage (1,000 in 2007)

Year	G	PAI	FG-FGA	TP	PPG	1-19	20-29	30-39	40-49	50+	LG
2007	12/12	45-45	8-8	69	5.75	0-0	5-5	3-3	0-0	0-0	39
2008	13/13	56-57	18-21	110	8.46	1-1	7-7	3-4	6-6	1-3	57
2009	9/9	27-27	12-15	63	7.0	1-1	5-5	3-3	3-4	0-2	46
Totals	34/34	128-129	38-44	242	7.1	2-2	17-17	9-10	9-10	1-5	57

Year	G	No.	Yds.	Avg.	Long	TB	FC	I20	50+	Blk
2007	12/0	1	32	32.0	32	0	0	1	0	0
2008	13/0	None								
2009	9/9	49	2,016	41.4	76	3	3	19	7	1
Totals	34/9	50	2,048	41.0	76	3	3	20	7	1

<i>Opponent</i>	<i>PAT</i>	<i>FG-FGA</i>	<i>Long</i>
Florida Atlantic	7-7	0-0	-
Arkansas State	5-5	1-2	26
at Virginia Tech	0-0	5-5	40
La.-Lafayette	7-7	2-2	46
at Missouri	3-3	0-0	-
Texas Tech	1-1	1-2	21
Iowa State	1-1	0-0	-
at Baylor	2-2	2-2	45
Oklahoma	1-1	1-2	28
at Kansas			
Kansas State			
Colorado			

<i>Opponent</i>	<i>Punts</i>	<i>Avg.</i>	<i>Long</i>	<i>120</i>
Florida Atlantic	2	37.0	43	1
Arkansas State	3	42.7	49	2
at Virginia Tech	6	41.5	76	2
La.-Lafayette	3	45.7	55	2
at Missouri	8	39.4	55	2
Texas Tech	5	35.2	46	2
Iowa State	4	40.2	49	3
at Baylor	7	42.1	57	3
Oklahoma	11	43.7	66	2

None attempted vs. Florida Atlantic
1 (26, missed 54) vs. Arkansas State
5 (40, 27, 19, 38, 38) at Virginia Tech
2 (39, 46) vs. La.-Lafayette
None attempted at Missouri
1 (21, missed 51) vs. Texas Tech
None attempted vs. Iowa State
2 (45, 22) at Baylor
1 (28, missed 43) vs. Oklahoma

7 (5 at Va. Tech, 2 vs. La.-Lafayette)

25 (from Texas Tech, 2008,
to Oklahoma, 2009)

Nebraska coach Bo Pelini

"He's invaluable. I always say he has ice water in his veins. He just walks out there and does his job. His demeanor never changes. Obviously, you add the punting to what he's been able to do as a place-kicker, he's been pretty exceptional. I wouldn't trade him for anybody in the country. He does a great job."

Henery ranks 19th nationally among active players in scoring with only four juniors ahead of him on the list.

• He and Ndamukong Suh are the only defensive tackle combo in the nation to rank 1-2 on a team for total tackles

• *Walter Camp National Defensive Player of the Week (vs. Baylor, 2009)* • *FWAA Bronko Nagurski National Defensive Player of the Week (vs. Baylor, 2009)* • *Big 12 Conference Defensive Player of the Week (vs. Baylor, 2009)*

---Tackles---

Year	G/S	UT	AT	TT	TFL	Sacks	FF-FR	BK	PBU	PI	QBH
2008	9/0	1	1	2	0-0	0.0-0	0-0	0	1	0	0
2009	9/9	24	33	57	14-59	9.0-53	2-0	1	2	0	13
Totals	18/9	25	34	59	14-59	9.0-53	2-0	1	3	0	13

1 vs. Florida Atlantic (FG)

- Tied Nebraska single-game record for tackles for loss (7 TFLs for 28 yards lost) against Baylor in 2009

Year	G/S	Att.	Gain	Loss	Net	Y/A	Y/G	Long	TD
2007	7/0	45	212	3	209	4.6	29.9	24 at Kansas	0
2008	13/2	125	839	36	803	6.4	61.8	57 at Oklahoma	7
2009	9/9	139	828	22	806	5.8	89.6	63 vs. Oklahoma	6
Totals	29/11	309	1,879	61	1,818	5.9	62.7	63 vs. Oklahoma	13

<i>Player, Years</i>	<i>Yards</i>
1. Mike Rozier, 1981-83	4,780
2. Ahman Green, 1995-97	3,880
3. Eric Crouch, 1998-01	3,434
4. Calvin Jones, 1991-93	3,153
5. Ken Clark, 1987-89	3,037
--	
25. Jeff Smith, 1980-84	1,992
26. Joe Orduna, 1967-70	1,968
27. Tommie Frazier, 1992-95	1,955
28. Roy Helu Jr., 2007-present	1,818
29. Andra Franklin, 1977-80	1,738
30. Leodis Flowers, 1988-90	1,635
31. Harry Wilson, 1964-66	1,610

CORNHUSKERS TO WATCH



ADI KUNALIC
Place-Kicker
Junior | 6-0 | 190
Fort Worth, Texas

1

SEASON HIGHS

Kickoff Attempts – 10 vs. ULL; Touchbacks – 6 vs. ULL.

CAREER STATISTICS

Year	G/GS	PAT	FG	KO	TB
2007	12/0	1-1	1-1	81	29
2008	13/0	0-0	0-0	66	28
2009	8/0	0-0	0-0	42	18
Totals	34/0	1-1	1-1	192	76

2009 GAME BY GAME

Florida Atlantic: Team's primary kickoff specialist for third straight year... opened season with eight kickoffs for 69.0-yard average... added two touchbacks. **Arkansas State:** Posted five touchbacks on seven kickoffs... averaged 69.4 yards per kickoff. **Virginia Tech:** Had six kickoffs for 69.2-yard average... also had three touchbacks while helping NU win field-position battle. **Louisiana-Lafayette:** Had a busy day with 10 kickoffs... averaged season-best 70.0 yards per kickoff, including booting season-best six touchbacks. **Missouri:** Only had one touchback on six kickoffs in sloppy weather... despite poor conditions, still averaged 63.3 yards per kickoff. **Texas Tech:** Had three kickoffs for average of 68.0 yards per kick... recorded one touchback. **Iowa State:** Posted two kickoffs, averaging 70.0 ypk. **Baylor:** Game captain... had six kickoffs for 69.2 ypk... added three touchbacks. **Oklahoma:** Had three kickoffs for a 70.0-yard average... added one touchback.



LARRY ASANTE
Safety
Senior | 6-1 | 215
Alexandria, Va.

4

SEASON HIGHS

Tackles – 8 vs. ASU, vs. OU; Sacks – None; Tackles for Loss – 1 at Baylor; QB Hurries – None; PBUs – 2 vs. FAU, at MU; Interceptions – 1 vs. ULL.

CAREER STATISTICS

Year	G/GS	TT	INT	PBU
2007	12/10	78	0	4
2008	13/12	67	1	4
2009	9/9	49	1	7
Totals	34/31	194	2	15

2009 GAME BY GAME

Florida Atlantic: Second on team with seven tackles, including three solos... added career-best two PBU, two fewer than career season best. **Arkansas State:** Led the team with eight tackles, including seven solo stops... was impressive all day long, adding a forced fumble and helping Blackshirts hold ASU to just 274 total yards. **Virginia Tech:** Provided six tackles including three solo stops... added one pass breakup. **Louisiana-Lafayette:** Recorded 74-yard interception return for TD to put NU ahead 34-0 at halftime... it was NU's first INT return for a score by a defensive back since 2002... added two solo tackles on the night. **Missouri:** Tied for third on team with six tackles, including five assists... added two pass breakups while helping NU hold MU to just 134 yards passing. **Texas Tech:** Recorded three tackles, all assists. **Iowa State:** Had three tackles, including one solo stop. **Baylor:** Tied for second on team with six tackles, including three solo... had first TFL of season with two-yard stop behind line of scrimmage... added one PBU. **Oklahoma:** Finished second on team with eight tackles, including five solo stops... added one pass breakup.



ZAC LEE
Quarterback
Junior | 6-2 | 215
San Francisco, Calif.

5

SEASON HIGHS

Attempts – 37 vs. ISU; Completions – 27 vs. ASU; Passing Yards – 340 vs. ASU; Long Pass – 72 vs. ISU; Passing TDs – 4 vs. ASU; Rushes – 10 vs. OU; Rushing Yards – 38 at VT.

CAREER STATISTICS

Year	G/GS	Comp.-Att.-Int.	Yards	TD
2007	-- Redshirt --			
2008	2/0	1-2-0	5	0
2009	8/7	123-206-6	1,496	11
Totals	10/7	124-208-6	1,501	11

2009 GAME BY GAME

Florida Atlantic: Solid in first career start with 213 yards on 15-of-22 passing including two TD... helped NU average 8.6 total offense yards per play. **Arkansas State:** Posted first career 300-yard game with 340 yards on 27-of-35 passing... tossed four TDs without an interception... completed passes to 11 players. **Virginia Tech:** Completed just 11-of-30 pass attempts for 136 yards in a defensive slugfest... marked third straight game with completion of at least 35 yards... rushed eight times for 38 yards, helping NU to 207 yards on the ground. **Louisiana-Lafayette:** Rebounded with strong performance, completing 15-of-18 pass attempts for 238 yards... tossed 4-yard scoring pass to Chris Brooks... hit three receivers with five long (20-plus yards) pass plays. **Missouri:** Struggled early but led NU on four scoring drives in fourth-quarter comeback... finished just 14-of-33 passing but had three TD passes in less than three minutes... tossed 56-yard TD to Niles Paul, longest pass of his career. **Texas Tech:** Completed 16-of-22 pass attempts for 128 yards... had nine rushes for zero yards after being sacked four times. **Iowa State:** Game captain... completed 20-of-37 pass attempts for 248 yards... recorded career-long 72-yard pass to Niles Paul... had three passes intercepted, matching total in first six games combined. **Baylor:** Did not play. **Oklahoma:** Came off bench to complete 5-of-9 passes for 35 yards and a TD... first play from scrimmage was 1-yard pass for game's only TD.



ANTHONY WEST
Cornerback
Junior | 6-0 | 200
San Diego, Calif.

5

SEASON HIGHS

Tackles – 2 vs. FAU, vs. ULL; Sacks – None; Tackles for Loss – None; QB Hurries – None; PBUs – 1 vs. FAU; Interceptions – None.

CAREER STATISTICS

Year	G/GS	TT	INT	PBU
2007	11/0	6	0	0
2008	12/11	29	2	9
2009	8/4	8	0	3
Totals	31/15	43	2	12

2009 GAME BY GAME

Florida Atlantic: Posted one of team's six PBU's in season opener... added two solo tackles. **Arkansas State:** Started second straight game of season but did not record a tackle. **Virginia Tech:** Doubled his season total by posting three tackles, including two assists. **Louisiana-Lafayette:** Recorded two tackles, including one solo stop. **Missouri:** Did not play. **Texas Tech:** Played in third and fourth quarters on defense but

did not have a tackle. **Iowa State:** Played but did not record a tackle. **Baylor:** Made one tackle but had a pair of pass breakups. **Oklahoma:** Played but did not record a tackle.



DEJON GOMES
Cornerback
Junior | 6-0 | 190
Hayward, Calif.

7

SEASON HIGHS

Tackles – 6 vs. TTU; Sacks – None; Tackles for Loss – 1 at MU; QB Hurries – 1 vs. ISU, vs. OU; PBUs – 1 at MU, vs. ISU, vs. OU; Interceptions – 1 at MU, at BU.

CAREER STATISTICS

Year	G/GS	TT	PBU	INT
2009	8/3	25	3	2
Totals	8/3	25	3	2

2009 GAME BY GAME

Florida Atlantic: First career appearance... finished with two tackles including a solo stop. **Arkansas State:** Played on defense but did not record a tackle. **Virginia Tech:** Did not play. **Louisiana-Lafayette:** Had two tackles with one solo... added a forced fumble as Nebraska rolled to 55-0 victory. **Missouri:** Came off bench to play significant minutes... posted five tackles, including three solo stops... had more tackles than first three games combined... added a TFL for two yards and a pass breakup... set up NU's third TD in four minutes with a 40-yard intercept on return to the MU 10. **Texas Tech:** Made first career start... finished third on team with six tackles, including two solo stops. **Iowa State:** Posted two tackles, including one solo stop... added second pass breakup of season. **Baylor:** Posted just three tackles but still made two big plays... added second INT of season in end zone to kill a Baylor drive... added a forced fumble. **Oklahoma:** Started third game of season, finishing with five tackles including three solo... added a breakup, one of 12 Husker PBUs on the night... also had second career QB hurry.



ROY HELU JR.
I-Back
Junior | 6-0 | 215
Danville, Calif.

10

SEASON HIGHS

Attempts – 28 at VT; Rushing Yards – 169 at VT; Long Rush – 63 vs. OU; Touchdowns – 3 vs. FAU; Receptions – 4 vs. ASU, at VT; Receiving Yards – 44 vs. ASU.

CAREER STATISTICS

Year	G/GS	Att.	Yards	TD
2007	7/0	45	209	0
2008	13/2	125	803	7
2009	9/9	139	806	6
Totals	29/11	309	1,818	13

2009 GAME BY GAME

Florida Atlantic: Led the Husker offense with 152 rushing yards on 16 carries... set career best with three TDs... fifth career 100-yard rushing game... helped NU average 8.1 yards per rush. **Arkansas State:** Game captain... paced Nebraska on the ground with 60 yards... added versatility to the offense with four receptions out of backfield for 44 yards. **Virginia Tech:** Continued his strong play on the road against ranked teams, piling up a career-best 169 rushing yards... nearly matched carry total from first two games (30) with 28 totes vs. Hokies... had four runs of at least 20 yards... averaged 6.0 yards per carry against strong Hokie defense... led the team with four catches for 33 yards while compiling 202 all-purpose yards. **Louisiana-Lafayette:** Led team

CORNHUSKERS TO WATCH

with 83 rushing yards on 15 carries... added two rushing TDs... turned backward pass into 39-yard run to set up another score... added two catches. **Missouri:** Posted 88 yards on ground during Husker comeback win... scored on 5-yard run which he set up with 41-yard scamper one play before. **Texas Tech:** Gained 68 yards on 16 carries with a long of 11 yards... added one reception for 27 yards on 3rd down to keep NU's first scoring drive alive. **Iowa State:** Had five carries for 24 yards... added three catches for 13 yards. **Baylor:** Game captain... had seven carries for 24 yards... added one catch for three yards. **Oklahoma:** Got back on track with another impressive performance against a ranked team... had 20 carries for 138 rushing yards, including career-long 63-yard run... averaged 6.9 yards per rush... added team-best three catches for 15 yards, giving him 158 of the team's 180 total yards.



CURENSKI GILLEYLEN

Wide Receiver
Sophomore | 6-0 | 215
Leander, Texas

11

SEASON HIGHS

Receptions – 4 vs. FAU; Receiving Yards – 92 vs. FAU; Touchdowns – 1 vs. FAU; Long – 51 vs. FAU.

CAREER STATISTICS

Year	G/GS	No.	Yards	TD
2007	-- Redshirt --			
2008	11/0	2	11	0
2009	7/2	16	299	1
Totals	18/2	18	310	1

2009 GAME BY GAME

Florida Atlantic: Paced the receiving corps with four catches for 92 yards and his first career TD... four catches were two more than last season's total... also provided key downfield block on Menelik Holt's 28-yard TD catch and run. **Arkansas State:** Game captain... caught just one pass, a 43-yarder to the ASU 3 to set up NU's first TD of game... has at least one catch of 40-or-more yards in two consecutive games. **Virginia Tech:** Had only one reception but made it count, going 35 yards on the play... catch marked third straight game with a catch of at least 35 yards. **Louisiana-Lafayette:** Continued showing big-play ability, recording two catches for team-high 85 yards... first reception was 42 yards and set up Nebraska's second FG... added 43-yard catch on NU's first scoring drive of second half. **Missouri:** Had three catches for just 14 yards, snapping streak of four straight games with catch of at least 35 yards. **Texas Tech:** Caught two passes for 12 yards. **Iowa State:** Had three receptions for 18 yards. **Baylor:** Did not play. **Oklahoma:** Did not play.



ALFONZO DENNARD

Cornerback
Sophomore | 5-10 | 190
Rochelle, Ga.

15

SEASON HIGHS

Tackles – 6 vs. OU; Sacks – None; Tackles for Loss – 1 at MU, vs. TTU, vs. ISU, vs. OU; QB Hurries – None; PBUs – 2 vs. ISU; Interceptions – None.

CAREER STATISTICS

Year	G/GS	TT	PBU	INT
2008	12/0	5	0	0-0
2009	9/5	22	6	0-0
Totals	21/5	27	6	0-0

2009 GAME BY GAME

Florida Atlantic: Had strong hand in season opener, finishing with three tackles... nearly matched season total from 2008 when he had five tackles in 12 games. **Arkansas State:** Played on special teams and defense but did not record a tackle. **Virginia Tech:** Had one assisted tackle. **Louisiana-Lafayette:** Played on special teams and defense but did not record a tackle. **Missouri:** Made first career start at cornerback as Huskers opened in dime package... recorded four tackles, including three solo stops... added first career tackle for loss of four yards... also had first career pass breakup as NU held Tigers to 134 yards passing. **Texas Tech:** Started second straight game... added two tackles, including solo tackle for loss of one yard... added team's only pass breakup of the game. **Iowa State:** Had five tackles, including three solo stops... added second career TFL for one yard... had career-best two pass breakups, matching career total entering the game. **Baylor:** Had one tackle and one pass breakup before leaving with injury in first half. **Oklahoma:** Posted career-best six tackles, including four solos, to rank fifth on team... added fourth TFL of the season... also had a pass breakup before leaving with injury.



CODY GREEN

Quarterback
Freshman | 6-4 | 220
Dayton, Texas

17

SEASON HIGHS

Pass Attempts – 21 at BU; Completions – 12 at BU; Passing Yards – 128 at BU; Long Pass – 45 at BU; Passing TDs – 1 vs. ULL, vs. TTU; Rushes – 8 at BU; Rushing Yards – 50 vs. FAU.

CAREER STATISTICS

Year	G/GS	Comp.-Att.-Int.	Yards	TD
2009	6/2	33-59-2	308	2
Totals	6/2	33-59-2	308	2

Year	G/GS	Att.	Rush Yds.	TD
2009	6/2	22	131	2
Totals	6/2	22	131	2

2009 GAME BY GAME

Florida Atlantic: Played first career game as true freshman, seeing action on the first two drives of the fourth quarter... completed 2-of-3 pass attempts, but made an impression with his speed, racing 49 yards down the sideline for NU's longest run of day. **Arkansas State:** Completed 3-of-6 passes in backup role. **Virginia Tech:** Did not play. **Louisiana-Lafayette:** Directed the offense efficiently, hitting 7-of-8 pass attempts for 62 yards... tossed first career TD with 24-yard shovel pass to Rex Burkhead... added 24-yard rushing TD to cap Nebraska's 55-0 victory. **Missouri:** Did not play. **Texas Tech:** Came off the bench in second half... led NU on its only TD drive of the game, a 6-yard scoring pass to

fellow freshman Khiry Cooper... completed 7-of-16 pass attempts... strong throw led to season-long pass play of 30 yards to Menelik Holt. **Iowa State:** Did not play. **Baylor:** Made first career start, becoming only second true freshman in NU history to start at QB (also Tommie Frazier, 1992)... went 12-of-21 for 128 yards with one interception... had career-long 45-yard pass to Niles Paul to set up NU's second TD... added eight rushes for 43 yards. **Oklahoma:** Started game and played into second quarter before being replaced... connected on 2-of-5 pass attempts for four yards... added six carries for eight yards.



MENELIK HOLT

Wide Receiver
Senior | 6-4 | 220
San Diego, Calif.

18

SEASON HIGHS

Receptions – 3 vs. FAU; Receiving Yards – 45 vs. FAU; Touchdowns – 1 vs. FAU; Long – 30 vs. TTU.

CAREER STATISTICS

Year	G/GS	No.	Yards	TD
2006	8/0	0	0	0
2007	12/0	4	97	0
2008	12/4	30	355	1
2009	9/5	15	175	1
Totals	41/9	49	627	2

2009 GAME BY GAME

Florida Atlantic: Scored first points of season with second career TD on 28 yard catch-and-run... added three receptions for 45 yards. **Arkansas State:** Second on team with five receptions for 40 yards... one of 14 Huskers with a catch on the day. **Virginia Tech:** One of seven receivers with a catch, posting one reception for 13 yards. **Louisiana-Lafayette:** Did not record a catch. **Missouri:** Caught two balls for 26 yards, including long of 18. **Texas Tech:** Made two receptions, including a season-long 30-yarder from Cody Green... finished with 34 receiving yards. **Iowa State:** Recorded two catches for 17 yards. **Baylor:** Played on special teams but did not have a reception. **Oklahoma:** Played on special teams but did not have a catch.



PRINCE AMUKAMARA

Cornerback
Junior | 6-1 | 200
Glendale, Ariz.

21

SEASON HIGHS

Tackles – 9 at MU; Sacks – 1.0 vs. ASU; Tackles for Loss – 1 vs. ASU, at VT; QB Hurries – None; PBUs – 3 at BU; Interceptions – 1 vs. FAU, at BU, vs. OU.

CAREER STATISTICS

Year	G/GS	TT	INT	PBU
2007	8/0	4	0	0
2008	13/3	34	0	3
2009	9/9	43	3	9
Totals	30/12	81	3	12

2009 GAME BY GAME

Florida Atlantic: Recorded team's second INT of season, his first career pick... added six tackles, including three solo. **Arkansas State:** Had second straight strong game as starter with seven tackles... added second career sack... posted two PBUs, nearly matching his career total of three entering the game. **Virginia Tech:** Ranked fourth on team with six tackles, including team-high four solo stops... added one tackle for loss (-2 yards) marking second straight game with TFL... helped Huskers limit Hokie ground game to just 86 yards rushing. **Louisiana-Lafayette:** Recorded two tackles, including one solo

CORNHUSKERS TO WATCH

stop... added a forced fumble. **Missouri:** Led team with nine tackles, including seven assists, in one of best games of career... added two pass breakups while helping NU hold Tigers to 134 yards passing and 225 total yards. **Texas Tech:** Recorded four tackles on the day, including two solo stops. **Iowa State:** Had three tackles on the day, including two solo stops... already set personal season best with 37 tackles to date. **Baylor:** Had best statistical game of career with four solo tackles while adding an interception and three pass breakups... three PBUs nearly matched season total entering the game (4) and were as many as he had all last year. **Oklahoma:** Had just two solo tackles, but made one of biggest plays of the game with NU's first interception of the night... returned the pick 22 yards to the OU 1, setting up the only TD of the game one play later... the INT was his third of the season... also added team-best two pass breakups as NU had 12 PBUs in the game.



REX BURKHEAD

I-Back

Freshman | 5-11 | 200
Plano, Texas

22

SEASON HIGHS

Attempts – 9 vs. FAU; Rushing Yards – 39 vs. FAU; Long Rush – 16 vs. ASU; Touchdowns – 1 vs. FAU; Receptions – 4 vs. ULL; Receiving Yards – 26 vs. ULL.

CAREER STATISTICS

Year	G/GS	Att.	Yards	TD
2009	5/0	23	118	1
Totals	5/0	23	118	1

2009 GAME BY GAME

Florida Atlantic: Recorded nine carries for 39 yards and a TD in first career game... provided strong combination with Roy Helu Jr., helping NU to 259 rushing yards... also added first career reception. **Arkansas State:** Posted three rushes for 18 yards and a catch for 11 yards. **Virginia Tech:** Did not have a carry, but posted one reception for season-high 16 yards. **Louisiana-Lafayette:** Carried the ball six times for 27 yards, with a long rush of 12 yards... added team-high four receptions for 26 yards... scored first receiving TD of career, turning a shovel pass into a 24-yard scoring romp... impressive on special teams with two punt returns for 59 yards, with long of 33 yards. **Missouri:** Came off the bench to help spark NU offense... added five rushes for 34 yards and one catch for four yards. **Texas Tech:** Injured - did not play. **Iowa State:** Injured - did not play. **Baylor:** Injured - did not play. **Oklahoma:** Injured - did not play.



NILES PAUL

Wide Receiver

Junior | 6-1 | 215
Omaha, Neb.

24

SEASON HIGHS

Receptions – 6 vs. ASU, at MU, vs. ISU; Receiving Yards – 143 vs. ISU; Touchdowns – 2 at MU; Long – 72 vs. ISU; PR Yards – 86 at VT (6 ret.); KOR Yards – 71 at VT (3 ret.); All-Purpose Yards – 208 vs. ISU.

CAREER STATISTICS

Year	G/GS	No.	Yards	TD
2007	7/0	1	6	0
2008	13/4	23	214	0
2009	9/9	25	413	3
Totals	29/13	49	633	3

2009 GAME BY GAME

Florida Atlantic: Two catches for 13 yards... added two KOR for total of 49 yards. **Arkansas State:** Had breakout game with team- and career-high six catches

for 69 yards... added first career TD catch with 2-yard reception to cap scoring... added second career rush with 30-yard TD romp... added three PR and two KOR for 169 all-purpose yards. **Virginia Tech:** Collected just one reception for 19 yards but made impact in return game... had 176 all-purpose yards including career-best 55-yard punt return. **Louisiana-Lafayette:** Recorded one catch for nine yards... added two punt returns (9 yards) and a KO return for 21 yards. **Missouri:** Posted six catches for 102 yards and two touchdowns... posted two catches for 69 yards in fourth quarter, both for scores. **Texas Tech:** Posted one catch for four yards... added five punt returns for 64 yards, including a long of 18 yards. **Iowa State:** Had third game this year with career-best six catches... added career-high 143 receiving yards (eighth-best total in school history) including career-long 72 yarder... 208 all-purpose yards, with 54 yards on two kickoff returns. **Baylor:** Had two catches for team-best 54 yards... 45-yard reception set up NU's only offensive TD of game... also had a punt return (17 yards) and kickoff return (14 yards) for team-best 85 all-purpose yards. **Oklahoma:** Had two punt returns for 19 yards... did not have a reception.



ERIC HAGG

Safety

Junior | 6-2 | 205
Peoria, Ariz.

28

SEASON HIGHS

Tackles – 6 vs. ULL, at BU; Sacks – 1.0 vs. ASU; Tackles for Loss – 1 vs. ASU, at VT, at MU, at BU, vs. OU; QB Hurries – 1 vs. FAU, vs. ISU, vs. OU; PBUs – 1 at BU, vs. OU; Interceptions – None.

CAREER STATISTICS

Year	G/GS	TT	INT	PBU
2007	7/0	2	0	0
2008	13/10	39	0	7
2009	9/6	27	0	2
Totals	29/16	68	0	9

2009 GAME BY GAME

Florida Atlantic: One solo tackle in opener... added one of team's three QBH. **Arkansas State:** Posted two solo tackles... added second career sack, dropping ASU QB for eight-yard loss. **Virginia Tech:** Recorded two stops including one solo... added a TFL for second straight game with one-yard loss. **Louisiana-Lafayette:** Led team with six tackles, one more than total of first three games combined... made first start of season in nickel package... added a forced fumble that led to NU's third TD of game. **Missouri:** Recorded two tackles including one solo stop... added a tackle for loss of two yards. **Texas Tech:** Helped Nebraska hold Texas Tech to just 259 total yards, including only 25 yards on the ground... finished with five tackles, including four solo stops. **Iowa State:** Had one tackle and one pass breakup. **Baylor:** Collected six tackles - all solo - to tie for second on team... added second TFL of season with three-yard stop behind line... also picked up first PBU of season. **Oklahoma:** Recorded two solo tackles... added a TFL (on a fourth down try) for second straight game and fifth time on the season... also had a pass breakup for second straight contest while adding a QB hurry.



MATT O'HANLON

Safety

Senior | 5-11 | 200
Bellevue, Neb.

33

SEASON HIGHS

Tackles – 13 vs. OU; Sacks – 1 at VT; Tackles for Loss – 1 at VT; QB Hurries – None; PBUs – 1 vs. ISU, at BU, vs. OU; Interceptions – 3 vs. OU (School Record).

CAREER STATISTICS

Year	G/GS	TT	INT	PBU
2005	-- Redshirt --			
2006	14/0	8	0	0
2007	10/0	3	0	0
2008	13/9	33	1	5
2009	9/9	48	4	3
Totals	46/18	92	5	8

2009 GAME BY GAME

Florida Atlantic: Game captain... earned second career INT with Huskers' first pick of the season... returned INT 18 yards... added five tackles and forced fumble. **Arkansas State:** Posted five tackles. **Virginia Tech:** Continued streak with third straight game with five tackles... added first TFL with eight-yard sack on last Hokie drive of game. **Louisiana-Lafayette:** Posted four tackles... added a fumble recovery that led to NU's third TD of the game. **Missouri:** Posted five tackles for the fourth time this season, including three solo stops. **Texas Tech:** Recorded four tackles, including two solo stops... helped NU hold the Red Raiders more than 200 total offense yards under their season average. **Iowa State:** Had four tackles, including two solo stops... added first pass breakup of the season. **Baylor:** Had four tackles... added second pass breakup of season as NU had 10 PBU in game. **Oklahoma:** Game captain... set career high with 12 tackles including nine solos... his tackle total tied team season high set a week earlier by Jared Crick... added three interceptions on the night, all in the second half... tied school record with the three picks, including last one that sealed the victory with 41 seconds left... three INTs were one more than his career total entering the game.



SEAN FISHER

Linebacker

R-Freshman | 6-6 | 230
Omaha, Neb.

42

SEASON HIGHS

Tackles – 9 vs. ISU; Sacks – 1 at BU; Tackles for Loss – 1 at VT, 1 at BU; QB Hurries – 2 vs. ULL; PBUs – None; Interceptions – None.

CAREER STATISTICS

Year	G/GS	TT	Sacks	TFL
2008*	1/0	0	0.0-0	0-0
2009	9/5	32	1.0-3	2-5
Totals	10/5	32	1.0-3	2-5

*received medical redshirt

2009 GAME BY GAME

Florida Atlantic: One of six Huskers with at least six tackles... provided strong pressure on outside, helping NU hold the Owls to just 122 rushing yards. **Arkansas State:** Recorded two assisted tackles. **Virginia Tech:** Nearly matched tackle total from first two games (8) with six stops including two solo... collected first career TFL for two yards as Blackshirts held Hokies to 86 yards on the ground... added first career QB hurry. **Louisiana-Lafayette:** Tied for team high with six tackles, including five assists... became a force in the backfield, logging two QB hurries, one of which forced Larry Asante's INT...

CORNHUSKERS TO WATCH

added a 21-yard fumble return late in the third quarter. **Missouri:** Played limited snaps and did not record a tackle. **Texas Tech:** Played but did not have a tackle. **Iowa State:** Had career-best nine stops, including seven assists... ranked second on team in tackles. **Baylor:** Had three tackles on the day including first career sack for three yards... TFL marked second of career and one of 13 team TFL on the day. **Oklahoma:** Played but did not record a tackle.



MIKE MCNEILL

Tight End
Junior | 6-4 | 240
Kirkwood, Mo.

44

SEASON HIGHS

Receptions – 4 vs. FAU, ASU; Receiving Yards – 57 vs. ASU; Touchdowns – 2 vs. ASU; Long – 32 vs. ASU.

CAREER STATISTICS

Year	G/GS	No.	Yards	TD
2007	8/0	1	25	0
2008	13/12	32	442	6
2009	9/9	17	179	3
Totals	30/21	50	646	9

2009 GAME BY GAME

Florida Atlantic: Started 13th career game, tying for team lead with four catches... posted 51 yards, including long of 29 yards. **Arkansas State:** Posted second straight four-catch performance for 57 yards... caught first two TDs of season on 13- and 32-yard tosses from Zac Lee... first multi-TD game of career. **Virginia Tech:** Recorded just one catch for four yards. **Louisiana-Lafayette:** Posted two receptions on the night, each for 13 yards. **Missouri:** Only catch of the game was an eight-yard TD reception that gave Nebraska a 20-12 lead with nearly 11 minutes to play in game. **Texas Tech:** Posted two catches for 14 yards, including long of 10 yards. **Iowa State:** Had two catches for 22 yards, including a 17-yarder. **Baylor:** Did not have a catch, snapping streak of 17 straight games with a reception. **Oklahoma:** Recorded one catch for two yards.



DREU YOUNG

Tight End
Junior | 6-4 | 250
Cozad, Neb.

49

SEASON HIGHS

Receptions – 1 vs. ASU, vs. ULL; Receiving Yards – 34 vs. ULL; Touchdowns – None; Long – 34 vs. ULL.

CAREER STATISTICS

Year	G/GS	No.	Yards	TD
2007	8/0	1	14	0
2008	13/4	9	140	1
2009	8/5	2	61	0
Totals	29/9	12	215	1

2009 GAME BY GAME

Florida Atlantic: Did not play following back injury that forced him to miss much of fall camp. **Arkansas State:** Made first appearance of season... had one catch for 27 yards down to the ASU 2 to set up third-quarter TD. **Virginia Tech:** Started game in two-tight end formation, but did not record a catch. **Louisiana-Lafayette:** Caught one pass for 34 yards to set up NU's first points of game. **Missouri:** Did not record a reception. **Texas Tech:** Started third game of season in two tight end formation, but did not record a catch. **Iowa State:** Started game but did not record a catch. **Baylor:** Did not record a catch. **Oklahoma:** Started career-high fifth game of season but did not record a catch.



WILL COMPTON

Linebacker
R-Freshman | 6-2 | 225
Bonne Terre, Mo.

51

SEASON HIGHS

Tackles – 7 at VT; Sacks – 0.5 vs. TTU; Tackles for Loss – 1 vs. TTU; QB Hurries – 1 at VT, vs. ULL; PBUs – 1 vs. FAU; Interceptions – None.

CAREER STATISTICS

Year	G/GS	TT	Sacks	TFL
2008	-- Redshirt --			
2009	9/6	31	0.5-2	1-2
Totals	9/6	31	0.5-2	1-2

2009 GAME BY GAME

Florida Atlantic: Started at Mike linebacker in first career game played... seventh on team with five tackles... added one PBU. **Arkansas State:** Recorded three tackles including two assists. **Virginia Tech:** Nearly matched first two game total (8) by posting seven tackles vs. Hokies... assisted on six stops while helping hold Hokies to 86 yards rushing... added first career QB hurry. **Louisiana-Lafayette:** Continued strong play with five tackles, including three solo stops... added a QB hurry as the Huskers pressured ULL all night. **Missouri:** Played well in return to homestate... recorded six tackles to tie for third on team, including two solos. **Texas Tech:** Recorded just one tackle but it was one of NU's 13 team TFL as he had a half sack for two yards... was part of 5.0 Husker sacks on the day. **Iowa State:** Had four tackles on the day, including three assists. **Baylor:** Played but did not have a tackle. **Oklahoma:** Did not record a tackle.



PHILLIP DILLARD

Linebacker
Senior | 6-1 | 240
Tulsa, Okla.

52

SEASON HIGHS

Tackles – 12 vs. TTU, vs. ISU; Sacks – 1 - at VT, vs. OU; Tackles for Loss – 4 vs. TTU; QB Hurries – None; PBUs – 1 at MU; Interceptions – 1 vs. OU.

CAREER STATISTICS

Year	G/GS	TT	Sacks	TFL
2005	11/1	11	0.0-0	1-2
2006*	1/0	4	0.0-0	0-0
2007	12/2	37	0.0-0	1-1
2008	9/5	38	0.5-6	2-9
2009	7/4	48	2.0-18	8-30
Totals	40/15	138	2.5-24	12-42

*received medical redshirt

2009 GAME BY GAME

Florida Atlantic: Did not play. **Arkansas State:** Did not play. **Virginia Tech:** Started game at after moving to WILL linebacker during week of practice... recorded five stops, including four assists... added a tackle for loss. **Louisiana-Lafayette:** Made three solo tackles... added first solo sack of career with a five-yard loss. **Missouri:** Came off bench to record three tackles... also added first pass breakup of season. **Texas Tech:** Had best game of his career with personal-best 12 tackles, including eight solo stops as NU held TTU to 259 total yards... his 12 tackles were one more season total entering game... added four TFL to match his career total before this season... was part of 13 team TFL on the day. **Iowa State:** Game captain... recorded 12 tackles for second straight game to lead team... five stops were solos. **Baylor:** Made five tackles including four assists... despite not playing first two games of season,

already set personal career high with 40 tackles on year. **Oklahoma:** Continued strong play with eight tackles, including five solo stops, while posting two TFLs for 18 yards... added second sack of the season with 13-yard stop... also posted an interception and 9-yard return.



MIKE SMITH

Offensive Tackle
Junior | 6-6 | 295
Las Vegas, Nev.

65

CAREER

Games Played: 34 (12 in 2007; 13 in 2008; 9 in 2009)
Games Started: 21 (12 in 2008; 9 in 2009)

2009 GAME BY GAME

Florida Atlantic: Started at left tackle... helped team to 259 rushing yards and 490 yards total offense... pushed Nebraska to 4-of-4 effort in red zone. **Arkansas State:** Protected NU QBs as offense racked up 358 yards through the air. **Virginia Tech:** Paved way for Huskers to record 207 yards rushing and 136 through the air... helped line post second game this season without allowing a QB sack. **Louisiana-Lafayette:** Paved way for rushing attack that had 133 yards and three TDs... O-line protected QBs as they put up 300 yards through the air. **Missouri:** Helped offense post four scores in the fourth quarter for come-from-behind win. **Texas Tech:** Started sixth straight game of season. **Iowa State:** Made seventh start of season as NU posted 362 total offense yards. **Baylor:** Continued string of starts with eighth of year... joined O-line as Huskers did not allow a sack for third time on the season. **Oklahoma:** Helped Nebraska I-back Roy Helu Jr. to 138 rushing yards, including a 63-yard run.



JACOB HICKMAN

Center
Senior | 6-4 | 290
Bakersfield, Calif.

67

CAREER

Games Played: 39 (5 in 2006; 12 in 2007; 13 in 2008; 9 in 2009)
Games Started: 31 (9 in 2007; 13 in 2008; 9 in 2009)

2009 GAME BY GAME

Florida Atlantic: Game captain... helped Huskers amass 490 total yards, including 259 on the ground... aided team as it averaged 8.1 yards per rush. **Arkansas State:** Helped Huskers pound out 136 yards on the ground and 358 through the air. **Virginia Tech:** Called line assignments as Huskers rolled to 207 yards on the ground... NU added 136 yards passing and the O-line did not allow a sack for the second time this year. **Louisiana-Lafayette:** Helped Huskers to 55-0 romp, posting 300 yards passing and 133 on the ground... pass protection helped QBs hit 22-of-26 attempts. **Missouri:** Guided offensive line that led NU on four TD drives in fourth quarter. **Texas Tech:** Continued to lead offensive line sixth start of season. **Iowa State:** Started game but left early in first half with injury and did not return. **Baylor:** Made 30th career start as O-line did not allow a sack for third time on the season. **Oklahoma:** Led offensive unit that had 141 rushing yards, including 6.9-yards per rush by Roy Helu Jr. (138 yards, 20 carries).

CORNHUSKERS TO WATCH



KEITH WILLIAMS

Offensive Line
Junior | 6-5 | 315
Florissant, Mo.

68

CAREER

Games Played: 31 (10 in 2007; 13 in 2008; 8 in 2009)
Games Started: 15 (9 in 2008; 6 in 2009)

2009 GAME BY GAME

Florida Atlantic: Did not play because of injury suffered in practice. **Arkansas State:** Came into the game in second half for first appearance of the season. **Virginia Tech:** Came off the bench for the second straight game but saw more significant action... helped NU to more than 200 yards rushing and nearly 350 yards total offense. **Louisiana-Lafayette:** Made first start of season and 10th of career... helped line protect QBs as they passed for 300 yards and two TDs. **Missouri:** Started second straight game, helping NU to fourth-quarter comeback victory, including three scores in less than four minutes. **Texas Tech:** Made third straight start of season. **Iowa State:** Started fourth game and helped Huskers to 362 total offense yards, including 248 through the air. **Baylor:** Helped Nebraska hold BU without a sack, one of three opponents this season that did not reach Husker QBs. **Oklahoma:** Helped I-back Roy Helu Jr. post 153 all purpose yards, including a career-best 63-yard run.



ALEX HENERY

Place-Kicker
Junior | 6-2 | 175
Omaha, Neb.

90

SEASON HIGHS

Field Goals Made – 5 at VT; Long Field Goal – 46 vs. ULL; PATs Made – 7 vs. FAU, vs. ULL; Consecutive FG Made – 5 at VT; Punts – 11 vs. OU; Punting Avg. – 45.7 vs. ULL; Long Punt – 76 at VT.

CAREER STATISTICS

Year	G/GS	PAT	FG	Long
2007	12/12	45-45	8-8	39
2008	13/13	56-57	18-21	57
2009	9/9	27-27	12-15	46
Totals	34/34	128-129	38-44	57

2009 GAME BY GAME

Florida Atlantic: Game captain... perfect 7-of-7 on PATs... did not attempt a FG... made first career punts, with two kicks for 37.0 ypk... long punt of 43 yards. **Arkansas State:** Connected on five straight PATs... hit first FGA of season from 26 yards with 9 seconds left in half... had distance but missed 54 yarder to the right in 4th quarter. **Virginia Tech:** Nearly downed the Hokies by himself, scoring all 15 of NU's points on five field goals... the five FG were second-most in NU history, and marked fourth time he had at least four FG in a single game... also booted six punts for 41.5 average... first-quarter punt of 76 yards (while side-stepping VT pressure) tied for fourth-longest in program history. **Louisiana-Lafayette:** Remained perfect on the year in PATs, connecting on all seven attempts... booted two more field goals, including season-long of 46 yards... had three punts for 137 yards (45.7 ypp), with two downed inside 5. **Missouri:** Connected on all three PAT tries... did not record a field-goal attempt. **Texas Tech:** Connected on his only PAT and was 1-of-2 in field goal attempts... only miss was a 51-yarder. **Iowa State:** Connected on only PAT of game... added four punts for 40.2 average, including long of 49... three punts were downed inside opponent 20. **Baylor:** Connected on both PAT attempts and hit two field goals... FGs

came from 22 and 45 yards, increasing his streak to 24 straight made FG from inside 50 yards. **Oklahoma:** Game captain... aided Huskers in field-position battle, averaging 43.7 yards on 11 punts... had long of 66 yards and had two downed inside the OU 20... also connected on 28-yard field goal in the third quarter, but had streak of 25 straight made field goals under 50 yards snapped with miss of 43-yarder in the fourth.



NDAMUKONG SUH

Defensive Tackle
Senior | 6-4 | 300
Portland, Ore.

93

SEASON HIGHS

Tackles – 8 at VT, vs. ISU; Sacks – 1.5 vs. ASU; Tackles for Loss – 3 vs. ASU; QB Hurries – 3 at MU, vs. ISU, vs. OU; PBUs – 4 at VT; Interceptions – 1 at MU.

CAREER STATISTICS

Year	G/GS	TT	Sacks	TFL
2005*	2/0	1	0.0-0	0-0
2006	14/0	19	3.5-37	8-45
2007	12/11	34	1.0-6	6-29
2008	13/13	76	7.5-67	19-85
2009	9/9	53	5.0-33	13-49
Totals	50/33	183	17.0-143	46-209

*Medical redshirt

2009 GAME BY GAME

Florida Atlantic: Game captain... second on team with seven tackles, including team-best four solo... added one of team's four TFL... added a pass breakup... helped team limit FAU to 3.5 yards per carry (122 rushing yards). **Arkansas State:** Racked up five tackles, including three TFLs for 18 yards lost... added first sacks of season, collecting a solo and splitting one with linemate Jared Crick... added a QB hurry. **Virginia Tech:** Dominated the front line in another nationally televised game... led the team with eight tackles including 0.5 sack and one TFL... added a QB hurry and four PBU... the four pass breakups were an NU single-game record for defensive linemen (tackles or ends). **Louisiana-Lafayette:** Tied for team lead with six tackles... posted a TFL and added another pass breakup to tie the NU season and career position records for a defensive tackle. **Missouri:** Dominated the line of scrimmage and harassed MU quarterback Blaine Gabbert all night... finished third on team with six tackles, including five solo stops, while leading team with three QB hurries... added a forced fumble on first-quarter QB sack of Gabbert... also collected fourth-quarter interception that led to NU's go-ahead touchdown... also had a breakup earlier in the contest... led Blackshirt defense that allowed just 225 total yards, including 91 rushing yards (23 on last play of game). **Texas Tech:** Posted four solo tackles as NU held Red Raiders to just 25 yards rushing... had a pair of TFL for 10 yards as NU had 13 team TFL... added career-high four quarterback hurries, part of eight hurries on the day. **Iowa State:** Third on team with eight tackles, including six solo stops... added sack for six yards, giving him double-figure TFLs for second straight season... added three QB hurries to bring two-game total to seven... added two blocked kicks (PAT and FGA)... now has five career blocked kicks... helped Blackshirts hold ISU to 239 total yards. **Baylor:** Had five tackles including three solo stops... moved to third on NU career TFL list with three stops behind the line of scrimmage... added 17th career sack to move into seventh on NU career list... also had two QB hurries to move season team-leading total to 14. **Oklahoma:** Game captain... had four tackles, tying season low... disruptive force in backfield with game-high three quarterback hurries... also caused a pass breakup that turned into an interception... added a blocked a field goal, extending his NU season and career records for blocks.



JARED CRICK

Defensive Tackle
Sophomore | 6-6 | 285
Cozad, Neb.

94

SEASON HIGHS

Tackles – 13 at BU; Sacks – 5.0 at BU (school record); Tackles for Loss – 7 at BU (tied school record); QB Hurries – 3 vs. TTU, vs. ISU, vs. OU; PBUs – 1 at BU, vs. OU; Interceptions – None.

CAREER STATISTICS

Year	G/GS	TT	Sacks	TFL
2008	9/0	2	0.0-0	0-0
2009	9/9	57	9.0-53	14-59
Totals	18/9	59	9.0-53	14-59

2009 GAME BY GAME

Florida Atlantic: Three tackles were one more than 2008 season total... added first career TFL... also blocked FG in first quarter. **Arkansas State:** Posted career high for second straight game with five tackles... assisted on first career sack with Ndamukong Suh... sack marked second straight game with a TFL. **Virginia Tech:** Recorded third straight game with career-best tackle total and at TFL... seven tackles were second on team and nearly matched total from first two games (8)... added second straight game with a sack... also posted a QB hurry while helping NU hold Hokies to just 86 yards rushing. **Louisiana-Lafayette:** Had one tackle and one QB hurry. **Missouri:** Helped defensive line set tone for the game, allowing just 225 total yards... ranked second on team with seven tackles to tie career high... posted nine-yard sack and also recovered a fumble forced by linemate Ndamukong Suh. **Texas Tech:** Posted five tackles including two of NU's 13 team TFL... his two TFL (12 yards lost) included one sack for 10 yards as NU sacked TTU quarterback Steven Sheffield five times... also added career-best three QB hurries... helped NU hold Red Raiders to 25 yards rushing. **Iowa State:** Had career-best eight tackles (five solo) to tie for third on team... also tied career-best with three QB hurries. **Baylor:** Had incredible game for the record book before being named Walter Camp National Defensive Player of the Week, FWAA Bronko Nagurski National Defensive Player of the Week and Big 12 Defensive Player of the Week... posted 13 tackles including 10 solo stops... more than half of his tackles were TFL as he tied school mark with seven tackles for loss of 28 yards... set a new school record with 5.0 sacks for 24 yards lost, bettering old mark of 4.0 sacks set five previous times... his TFL and sack totals were more than his career marks (3.5 sacks, 6 TFL) entering the game... also added a fumble recovery and first career pass breakup. **Oklahoma:** Ranked second on team with eight tackles... added two stops behind the line of scrimmage including half a sack... also disrupted OU offense with three quarterback hurries... added a pass breakup for second straight game.

CORNHUSKERS TO WATCH



PIERRE ALLEN
Defensive End
Junior | 6-5 | 265
Denver, Colo.

95

SEASON HIGHS

Tackles – 7 vs. TTU; Sacks – 2.0 vs. TTU; Tackles for Loss – 3 vs. TTU; QB Hurries – 2 at MU; PBUs – 2 vs. OU; Interceptions – None.

CAREER STATISTICS

Year	G/GS	TT	Sacks	TFL
2007	11/0	16	0.0-0	3-5
2008	13/11	52	5.0-27	10-37
2009	9/9	35	3.0-23	9-33
Totals	33/20	103	8.0-50	21-75

2009 GAME BY GAME

Florida Atlantic: One of four Huskers with TFL in season opener... added four tackles. **Arkansas State:** Had three assisted tackles... added first PBU of season and a QB hurry. **Virginia Tech:** Recorded season-high five tackles... added first sack of season with 13-yard loss in first half... added a QB hurry. **Louisiana-Lafayette:** Posted four tackles, including three assists... had third game this season with a TFL. **Missouri:** Helped pressure Tiger QB all night... finished with five tackles (three solos) and added a pair of QB hurries... collected fourth TFL of season for five yards. **Texas Tech:** Second on team with seven tackles... had three TFL (10 yards) including career-best 2.0 sacks... added one QB hurry. **Iowa State:** Recorded one tackle. **Baylor:** Had two tackles, both for loss... helped Huskers post 13 team TFL on the day while limiting BU to 54 rushing yards on 32 carries (1.7 ypc). **Oklahoma:** Recorded four tackles, including two solos... posted a career-best two pass breakups, part of 12 Husker PBUs on the night.



BARRY TURNER
Defensive End
Senior | 6-3 | 265
Antioch, Tenn.

99

SEASON HIGHS

Tackles – 6 at VT; Sacks – 1.5 vs. TTU; Tackles for Loss – 3 at VT; QB Hurries – 4 vs. ASU; PBUs – 1 at MU, vs. ISU, vs. OU; Interceptions – None.

CAREER STATISTICS

Year	G/GS	TT	Sacks	TFL
2005	12/0	14	6.0-46	7-48
2006	14/0	18	1.5-11	4-12
2007	12/11	29	3.0-33	5-34
2008*	2/2	3	1.0-14	2-15
2009	9/9	31	2.5-25	8-29
Totals	49/22	95	14.0-129	26-138

*Medical redshirt

2009 GAME BY GAME

Florida Atlantic: Returned to field for first time since second game in 2008... posted two tackles. **Arkansas State:** Game captain... posted three tackles, including two solos... was disruptive force in the backfield all day with career-best four QB hurries... also posted a TFL and recovered a fumble. **Virginia Tech:** Topped total from first two games (5) with career-high six tackle performance including two solo stops... disruptive force by posting 0.5 sacks and three TFLs as NU allowed just 86 yards on the ground. **Louisiana-Lafayette:** Continued strong pressure on the opponent backfield with four tackles, including three solo stops... added a TFL for one yard and one of NU's six QB hurries. **Missouri:** Part of defensive line that played in MU backfield all night long... finished with three tackles... also added a pass breakup and a QB hurry. **Texas Tech:** Posted two TFL (20 yards) as part of his three tackles on the day... recorded 1.5 sacks for 20 yards to boost career total to 13.5 sacks, just outside NU career top 10... strong effort up front helped NU hold TTU to 25 yards rushing and 259 total yards. **Iowa State:** Finished with four tackles, including two solos... disruptive force as he added a forced fumble, a pass breakup and a QB hurry as NU held Cyclones to 239 yards of total offense. **Baylor:** Game captain... made four stops on the day with three solo tackles... added one TFL, one of seven Huskers with tackle behind line of scrimmage... also had one QB hurry as defensive line dominated game. **Oklahoma:** Had just two tackles, but added half a sack with Jared Crick... the TFL gave him personal season best with eight this year... also added one of NU's 12 pass breakups.

2009 Nebraska Schedule and Results

DATE	OPPONENT	RESULT	SCORE	RECORD	CONFERENCE	TIME	ATTEND
Sept. 5, 2009	Florida Atlantic	W	49-3	1-0	0-0	3:02	85,719
Sept. 12, 2009	Arkansas State	W	38-9	2-0	0-0	2:47	85,035
Sept. 19, 2009	at No. 13 Virginia Tech	L	15-16	2-1	0-0	3:20	66,233
Sept. 26, 2009	Louisiana-Lafayette	W	55-0	3-1	0-0	2:51	86,304 (stadium record)
Oct. 8, 2009	at No. 24 Missouri *	W	27-12	4-1	1-0	3:28	65,826
Oct. 17, 2009	Texas Tech *	L	10-31	4-2	1-1	3:19	86,107
Oct. 24, 2009	Iowa State *	L	7-9	4-3	1-2	3:09	85,938
Oct. 31, 2009	at Baylor *	W	20-10	5-3	2-2	3:20	31,702
Nov. 7, 2009	No. 20 Oklahoma *	W	10-3	6-3	3-2	3:23	86,115
Nov. 14, 2009	at Kansas *						
Nov. 21, 2009	Kansas State *						
Nov. 27, 2009	at Colorado *						

* Big 12 conference game

Team Statistics

TEAM STATISTICS	NU	OPP			
SCORING	231	93			
Points Per Game	25.7	10.3			
FIRST DOWNS	151	145			
Rushing	59	53			
Passing	81	73			
Penalty	11	19			
RUSHING YARDAGE	1310	850			
Yards gained rushing	1501	1110			
Yards lost rushing	191	260			
Rushing Attempts	302	316			
Average Per Rush	4.3	2.7			
Average Per Game	145.6	94.4			
TDs Rushing	13	5			
PASSING YARDAGE	1813	1616			
Comp-Att-Int	156-265-8	152-305-12			
Average Per Pass	6.8	5.3			
Average Per Catch	11.6	10.6			
Average Per Game	201.4	179.6			
TDs Passing	13	3			
TOTAL OFFENSE	3123	2466			
Total Plays	567	621			
Average Per Play	5.5	4.0			
Average Per Game	347.0	274.0			
KICK RETURNS: #-Yards	23-481	28-577			
PUNT RETURNS: #-Yards	30-324	23-313			
INT RETURNS: #-Yards	12-194	8-82			
KICK RETURN AVERAGE	20.9	20.6			
PUNT RETURN AVERAGE	10.8	13.6			
INT RETURN AVERAGE	16.2	10.2			
FUMBLES-LOST	18-10	19-6			
PENALTIES-Yards	71-637	57-455			
Average Per Game	70.8	50.6			
PUNTS-Yards	50-2039	59-2441			
Average Per Punt	40.8	41.4			
Net punt average	33.3	34.9			
TIME OF POSSESSION/Game	29:37	30:23			
3RD-DOWN Conversions	49/125	47/143			
3rd-Down Pct	39%	33%			
4TH-DOWN Conversions	3/6	6/15			
4th-Down Pct	50%	40%			
SACKS BY-Yards	27-184	12-66			
MISC YARDS	34	1			
TOUCHDOWNS SCORED	28	10			
FIELD GOALS-ATTEMPTS	12-15	8-16			
ON-SIDE KICKS	0-0	0-0			
RED-ZONE SCORES	26-34 76%	11-14 79%			
RED-ZONE TOUCHDOWNS	18-34 53%	7-14 50%			
PAT-ATTEMPTS	27-27 100%	7-9 78%			
ATTENDANCE	515218	163761			
Games/Avg Per Game	6/85870	3/54587			
Neutral Site Games		0/0			
SCORE BY QUARTERS	1ST	2ND	3RD	4TH	TOTAL
Nebraska	54	74	38	65	231
Opponents	24	40	13	16	93

2009 Nebraska Individual Statistics

RUSHING	G/GS	ATT	GAIN	LOSS	NET	AVG	TD	LONG	AVG/G
Helu Jr., Roy	9/9	139	828	22	806	5.8	6	63	89.6
Robinson, Dontrayevous	4/0	34	160	11	149	4.4	2	23	37.2
Green, Cody	6/2	22	143	12	131	6.0	2	49	21.8
Burkhead, Rex	5/0	23	118	0	118	5.1	1	16	23.6
Lee, Zac	8/7	53	140	80	60	1.1	0	17	7.5
Paul, Niles	9/9	2	30	2	28	14.0	1	30	3.1
Ward, Lester	4/0	8	30	6	24	3.0	0	8	6.0
Washington, Latravis	2/0	3	17	0	17	5.7	0	7	8.5
Jones, Austin	5/0	6	15	0	15	2.5	0	8	3.0
Mendoza, Marcus	7/0	4	11	1	10	2.5	0	7	1.4
Okafor, Collins	1/0	1	9	0	9	9.0	0	9	9.0
Cotton, Ben	9/1	0	0	0	0	0.0	1	0	0.0
TEAM	7	7	0	57	-57	-8.1	0	0	-8.1
Total.....	9	302	1501	191	1310	4.3	13	63	145.6
Opponents.....	9	316	1110	260	850	2.7	5	46	94.4

PASSING	G/GS	EFFIC	COMP-ATT-INT	PCT	YDS	TD	LNG	AVG/G
Lee, Zac	8/7	132.51	123-206-6	59.7	1496	11	72	187.0
Green, Cody	6/2	105.47	33-59-2	55.9	317	2	45	52.8
Total.....	9	126.49	156-265-8	58.9	1813	13	72	201.4
Opponents.....	9	89.72	152-305-12	49.8	1616	3	81	179.6

RECEIVING	G/GS	NO.	YDS	AVG	TD	LONG	AVG/G
Paul, Niles	9/9	25	413	16.5	3	72	45.9
Helu Jr., Roy	9/9	19	149	7.8	0	27	16.6
McNeill, Mike	9/9	17	184	10.8	3	32	20.4
Gilleylen, Curenski	7/2	16	299	18.7	1	51	42.7
Holt, Menelik	9/5	15	175	11.7	1	30	19.4
Brooks, Chris	7/0	13	177	13.6	1	26	25.3
Cooper, Khiry	7/3	9	67	7.4	1	17	9.6
Burkhead, Rex	5/0	8	66	8.2	1	24	13.2
Kinnie, Brandon	8/0	7	63	9.0	0	13	7.9
Mendoza, Marcus	7/0	7	45	6.4	0	9	6.4
Reed, Kyler	8/1	5	52	10.4	0	22	6.5
Robinson, Dontrayevous	4/0	3	22	7.3	0	19	5.5
Young, Dreu	8/5	2	61	30.5	0	34	7.6
Legate, Tyler	9/1	2	14	7.0	1	11	1.6
Cotton, Ben	9/1	2	10	5.0	0	7	1.1
Hill, Ryan	8/0	2	8	4.0	1	7	1.0
Bell, Antonio	6/0	1	3	3.0	0	3	0.5
Cammack, Wes	6/0	1	2	2.0	0	2	0.3
Jones, Austin	5/0	1	2	2.0	0	2	0.4
Henry, Will	4/0	1	1	1.0	0	1	0.2
Total.....	9	156	1813	11.6	13	72	201.4
Opponents.....	9	152	1616	10.6	3	81	179.6

PUNT RETURNS	NO.	YDS	AVG	TD	LONG
Paul, Niles	24	221	9.2	0	55
Burkhead, Rex	4	73	18.2	0	33
Martin, Eric	1	9	9.0	0	0
May, Mathew	1	-4	-4.0	0	0
Blatchford, Justin	0	25	0.0	1	25
Total.....	30	324	10.8	1	55
Opponents.....	23	313	13.6	0	62

INTERCEPTIONS	NO.	YDS	AVG	TD	LONG
O'Hanlon, Matt	4	48	12.0	0	30
Amukamara, Prince	3	23	7.7	0	22
Gomes, Dejon	2	40	20.0	0	40
Suh, Ndamukong	1	0	0.0	0	0
Dillard, Phillip	1	9	9.0	0	9
Asante, Larry	1	74	74.0	1	74
Total.....	12	194	16.2	1	74
Opponents.....	8	82	10.2	1	45

KICK RETURNS	NO.	YDS	AVG	TD	LONG
Paul, Niles	11	262	23.8	0	33
Marlowe, Tim	7	154	22.0	0	30
Stoddard, Graham	1	1	1.0	0	1
Cotton, Ben	1	2	2.0	0	2
Legate, Tyler	1	22	22.0	0	22
Burkhead, Rex	1	15	15.0	0	15
Dennard, Alfonzo	1	25	25.0	0	25
Total.....	23	481	20.9	0	33
Opponents.....	28	577	20.6	0	76

FUMBLE RETURNS	NO.	YDS	AVG	TD	LONG
Meredith, Cameron	1	4	4.0	0	4
Fisher, Sean	1	21	21.0	0	21
Total.....	2	25	12.5	0	21
Opponents.....	1	82	82.0	1	82

FIELD GOALS	FGM-FGA	PCT	01-19	20-29	30-39	40-49	50-99	LG	BLK
Henery, Alex	12-15	80.0	1-1	5-5	3-3	3-4	0-2	46	0

FG SEQUENCE	NEBRASKA	OPPONENTS
Florida Atlantic	-	46, (21)
Arkansas State	(26),54	(42)
Virginia Tech	(40),(27),(19),(38),(38)	(39)
Louisiana	(39),(46)	50
Missouri	-	43,(33)
Texas Tech	(21),51	(32)
Iowa State	-	(52),49
Baylor	(45),(22)	(41),29
Oklahoma	(28),43	46,45,(28),42

Numbers in parentheses indicate field goal was made.

PUNTING	NO.	YDS	AVG	LONG	TB	FC	I20	BLKD
Henery, Alex	49	2016	41.1	76	3	3	19	1
TEAM	1	23	23.0	23	0	0	0	0
Total.....	50	2039	40.8	76	3	3	19	1
Opponents.....	59	2441	41.4	60	3	7	16	1

KICKOFFS	NO.	YDS	AVG	TB	OB	RETN	NET	YDLN
Kunalic, Adi	50	3433	68.7	22	0			
Total.....	50	3433	68.7	22	0	577	48.3	21
Opponents.....	26	1603	61.7	2	1	481	41.6	28

Nebraska Individual Statistics

----- PATS -----									
SCORING	TD	FGS	KICK	RUSH	RCV	PASS	DXP	SAF	PTS
Henery, Alex	0	12-15	27-27	0-0	0	0-0	0	0	63
Helu Jr., Roy	6	0-0	0-0	0-0	0	0-0	0	0	36
Paul, Niles	4	0-0	0-0	0-0	0	0-0	0	0	24
McNeill, Mike	3	0-0	0-0	0-0	0	0-0	0	0	18
Robinson, Dontrayevous	2	0-0	0-0	0-0	0	0-0	0	0	12
Burkhead, Rex	2	0-0	0-0	0-0	0	0-0	0	0	12
Green, Cody	2	0-0	0-0	0-0	0	0-0	0	0	12
Hill, Ryan	1	0-0	0-0	0-0	0	0-0	0	0	6
Legate, Tyler	1	0-0	0-0	0-0	0	0-0	0	0	6
Holt, Menelik	1	0-0	0-0	0-0	0	0-0	0	0	6
Brooks, Chris	1	0-0	0-0	0-0	0	0-0	0	0	6
Gilleylen, Curenski	1	0-0	0-0	0-0	0	0-1	0	0	6
Cooper, Khiry	1	0-0	0-0	0-0	0	0-0	0	0	6
Asante, Larry	1	0-0	0-0	0-0	0	0-0	0	0	6
Cotton, Ben	1	0-0	0-0	0-0	0	0-0	0	0	6
Blatchford, Justin	1	0-0	0-0	0-0	0	0-0	0	0	6
Total.....	28	12-15	27-27	0-0	0	0-1	0	0	231
Opponents.....	10	8-16	7-9	0-0	0	0-1	0	1	93

TOTAL OFFENSE	G	PLAYS	RUSH	PASS	TOTAL	AVG/G
Lee, Zac	8	259	60	1496	1556	194.5
Helu Jr., Roy	9	139	806	0	806	89.6
Green, Cody	6	81	131	317	448	74.7
Robinson, Dontrayevous	4	34	149	0	149	37.2
Burkhead, Rex	5	23	118	0	118	23.6
Paul, Niles	9	2	28	0	28	3.1
Ward, Lester	4	8	24	0	24	6.0
Washington, Latravis	2	3	17	0	17	8.5
Jones, Austin	5	6	15	0	15	3.0
Mendoza, Marcus	7	4	10	0	10	1.4
Okafor, Collins	1	1	9	0	9	9.0
TEAM	7	7	-57	0	-57	-8.1
Total.....	9	567	1310	1813	3123	347.0
Opponents.....	9	621	850	1616	2466	274.0

ALL PURPOSE	G	RUSH	REC	PR	KOR	IR	TOT	AVG/G
Helu Jr., Roy	9	806	149	0	0	0	955	106.1
Paul, Niles	9	28	413	221	262	0	924	102.7
Gilleylen, Curenski	7	0	299	0	0	0	299	42.7
Burkhead, Rex	5	118	66	73	15	0	272	54.4
McNeill, Mike	9	0	184	0	0	0	184	20.4
Brooks, Chris	7	0	177	0	0	0	177	25.3
Holt, Menelik	9	0	175	0	0	0	175	19.4
Robinson, Dontrayevous	4	149	22	0	0	0	171	42.8
Marlowe, Tim	9	0	0	0	154	0	154	17.1
Green, Cody	6	131	0	0	0	0	131	21.8
Asante, Larry	9	0	0	0	0	74	74	8.2
Cooper, Khiry	7	0	67	0	0	0	67	9.6
Kinnie, Brandon	8	0	63	0	0	0	63	7.9
Young, Dreu	8	0	61	0	0	0	61	7.6
Lee, Zac	8	60	0	0	0	0	60	7.5
Mendoza, Marcus	7	10	45	0	0	0	55	7.9
Reed, Kyler	8	0	52	0	0	0	52	6.5
O'Hanlon, Matt	9	0	0	0	0	48	48	5.3
Gomes, Dejon	8	0	0	0	0	40	40	5.0
Legate, Tyler	9	0	14	0	22	0	36	4.0
Blatchford, Justin	7	0	0	25	0	0	25	3.6
Dennard, Alfonzo	9	0	0	0	25	0	25	2.8
Ward, Lester	4	24	0	0	0	0	24	6.0
Amukamara, Prince	9	0	0	0	0	23	23	2.6
Washington, Latravis	2	17	0	0	0	0	17	8.5
Jones, Austin	5	15	2	0	0	0	17	3.4
Cotton, Ben	9	0	10	0	2	0	12	1.3
Dillard, Phillip	7	0	0	0	0	9	9	1.3
Martin, Eric	9	0	0	9	0	0	9	1.0
Okafor, Collins	1	9	0	0	0	0	9	9.0
Hill, Ryan	8	0	8	0	0	0	8	1.0
Bell, Antonio	6	0	3	0	0	0	3	0.5
Cammack, Wes	6	0	2	0	0	0	2	0.3
Henry, Will	4	0	1	0	0	0	1	0.2
Stoddard, Graham	9	0	0	0	1	0	1	0.1
May, Mathew	9	0	0	-4	0	0	-4	-0.4
TEAM	7	-57	0	0	0	0	-57	-8.1
Total.....	9	1310	1813	324	481	194	4122	458.0
Opponents.....	9	850	1616	313	577	82	3438	382.0

Defensive Statistics

		-----TACKLES-----			-SACKS-		---PASS DEF---			-FUMBLES-		BLKD	
DEFENSIVE LEADERS	GP/GS	SOLO	AST	TOTAL	TFL/YDS	NO-YARDS	INT-YDS	BRUP	QBH	RCV-YDS	FF	KICK	SAF
94 Crick, Jared	9-9	24	33	57	14-59	9.0-53	.	2	13	2-0	.	1	.
93 Suh, Ndamukong	9-9	29	24	53	13-47	5.0-33	1-0	8	17	.	1	3	.
4 Asante, Larry	9-9	25	24	49	1-2	.	1-74	7	.	.	1	.	.
33 O'Hanlon, Matt	9-9	25	23	48	1-8	1.0-8	4-48	3	.	1-0	1	.	.
52 Dillard, Phillip	7-4	24	24	48	8-30	2.0-18	1-9	1
21 Amukamara, Prince	9-9	24	19	43	2-4	1.0-2	3-23	9	.	.	1	.	.
95 Allen, Pierre	9-9	13	22	35	9-33	3.0-23	.	3	6
42 Fisher, Sean	9-5	8	24	32	2-5	1.0-3	.	.	3	1-21	.	.	.
51 Compton, Will	8-6	10	21	31	1-2	0.5-2	.	1	2
99 Turner, Barry	9-9	15	16	31	9-30	2.5-25	.	3	8	1-0	1	.	.
28 Hagg, Eric	9-6	19	8	27	5-16	1.0-8	.	2	3	.	1	.	.
7 Gomes, Dejon	8-3	12	13	25	1-2	.	2-40	2	2	.	2	.	.
15 Dennard, Alfonzo	9-5	13	9	22	4-10	.	.	6
55 Steinkuler, Baker	8-0	6	11	17	1-2
34 Meredith, Cameron	9-0	8	5	13	3-12	1.0-9	.	1	2	1-4	.	.	.
3 Thenarse, Rickey	4-0	3	8	11	1-2	1	.	.
13 Smith, P.J.	9-0	5	5	10
40 Lawrence, Blake	3-2	6	4	10
46 Martin, Eric	9-0	3	5	8	1	.
5 West, Anthony	8-4	6	2	8	.	.	.	3
8 Cassidy, Austin	9-0	6	2	8	.	.	.	1
36 May, Mathew	9-0	1	7	8
38 Stoddard, Graham	9-0	4	2	6
54 Koehler, Colton	3-0	2	3	5	1-1
23 Thorrell, Lance	9-1	2	3	5	.	.	.	1
30 Hays, Mike	9-0	2	3	5
31 Dean, Jase	5-0	3	1	4	1	.	.
41 Grove, Thomas	8-0	1	2	3
98 Williams, Josh	3-0	2	1	3
90 Moore, Terrence	3-0	1	1	2
14 Blue, Anthony	6-0	2	.	2
85 Klingelhoefer, Faron	2-0	1	1	2
12 Osborne, Courtney	4-0	1	.	1
80 Hill, Ryan	8-0	1	.	1
90 Henery, Alex	9-0	1	.	1
80 Harvey, David	1-0	1	.	1
39 Blatchford, Justin	7-0	1	.	1
82 Cammack, Wes	6-0	.	1	1
58 Jackson, Justin	2-0	.	1	1
Total.....	9-0	310	328	638	*64-265	27-184	12-194	53	56	6-25	10	5	.
Opponents.....	9-0	328	262	590	55-143	12-66	8-82	28	17	10-82	8	1	1
*total team TFL (team stops behind line of scrimmage; not total number of individual TFL)													

SPECIAL TEAMS TACKLES	A-S/TOT	FAU	ASU	VT	ULL	MU	TTU	ISU	BU	OU	KU	KSU	CU
Cassidy, Austin	4-3/7	1-0/1	1-0/1	-	1-0/1	-	1-0/1	-	0-1/1	0-2/2			
May, Mathew	6-1/7	1-0/1	-	1-0/1	1-0/1	3-1/4	-	-	-	-			
Smith, P.J.	2-4/6	-	0-1/1	1-0/1	-	1-1/2	-	-	-	0-2/2			
Stoddard, Graham	2-3/5	2-1/3	-	0-1/1	-	-	-	0-1/1	-	-			
O'Hanlon, Matt	4-1/5	2-0/2	0-1/1	1-0/1	1-0/1	-	-	-	-	-			
Martin, Eric	2-2/4	-	-	-	1-0/1	1-1/2	-	-	-	0-1/1			
Thenarse, Rickey	2-2/4	1-1/2	0-1/1	1-0/1	DNP	DNP	DNP	DNP	DNP	DNP			
Hays, Mike	4-0/4	-	-	1-0/1	-	1-0/1	-	-	2-0/2	-			
Grove, Thomas	1-2/3	-	-	-	-	1-0/1	0-1/1	-	0-1/1	-			
Dennard, Alfonzo	3-0/3	2-0/2	-	1-0/1	-	-	-	-	-	-			
Blue, Anthony	0-2/2	-	-	-	-	-	-	0-1/1	-	0-1/1			
Dean, Jase	1-1/2	1-1/2	-	-	-	-	DNP	DNP	DNP	DNP			
Gomes, Dejon	1-1/2	-	-	-	-	-	-	0-1/1	1-0/1	-			
Asante, Larry	0-1/1	-	0-1/1	-	-	-	-	-	-	-			
Cammack, Wes	0-1/1	-	-	-	-	-	0-1/1	-	-	DNP			
Blatchford, Justin	0-1/1	-	-	-	-	-	-	-	0-1/1	-			
Henery, Alex	0-1/1	-	-	-	-	-	-	-	0-1/1	-			
Hill, Ryan	1-0/1	-	-	-	-	1-0/1	-	-	-	-			
Dillard, Phillip	1-0/1	-	-	-	-	-	-	-	1-0/1	-			

Individual Game By Game

RUSHING	NO-YDS/TD	FAU	ASU	VT	ULL	MU	TTU	ISU	BU	OU	KU	KSU	CU
Helu Jr., Roy	139-806/6	16-152/3	14-60/0	28-169/0	15-83/2	18-88/1	16-68/0	5-24/0	7-24/0	20-138/0			
Robinson, Dontrayevous	34-149/2	DNP	DNP	DNP	DNP	DNP	-	15-77/1	13-61/1	6-11/0			
Green, Cody	22-131/2	2-50/1	1-7/0	DNP	3-22/1	DNP	2-1/0	DNP	8-43/0	6-8/0			
Burkhead, Rex	23-118/1	9-39/1	3-18/0	-	6-27/0	5-34/0	DNP	DNP	DNP	DNP			
Lee, Zac	53-60/0	2-14/0	7-11/0	8-38/0	3--2/0	8-7/0	9-0/0	6-5/0	DNP	10--13/0			
Paul, Niles	2-28/1	-	1-30/1	-	-	-	1--2/0	-	-	-			
Ward, Lester	8-24/0	-	1-8/0	DNP	-	DNP	DNP	DNP	7-16/0	DNP			
Washington, Latravis	3-17/0	1-7/0	DNP	DNP	2-10/0	DNP	DNP	DNP	DNP	DNP			
Jones, Austin	6-15/0	DNP	1-2/0	DNP	2-9/0	DNP	1-0/0	-	2-4/0	DNP			
Mendoza, Marcus	4-10/0	1--1/0	-	DNP	-	DNP	1-3/0	2-8/0	-	-			
Okafor, Collins	1-9/0	DNP	DNP	DNP	1-9/0	DNP	DNP	DNP	DNP	DNP			
TEAM	7--57/0	1--2/0	DNP	-	2--25/0	2--24/0	DNP	-	1--3/0	1--3/0			

RECEIVING	NO-YDS/TD	FAU	ASU	VT	ULL	MU	TTU	ISU	BU	OU	KU	KSU	CU
Paul, Niles	25-413/3	2-13/0	6-69/1	1-19/0	1-9/0	6-102/2	1-4/0	6-143/0	2-54/0	-			
Gilleylen, Curenski	16-299/1	4-92/1	1-43/0	1-35/0	2-85/0	3-14/0	2-12/0	3-18/0	DNP	DNP			
McNeill, Mike	17-184/3	4-51/0	4-57/2	1-4/0	2-26/0	1-8/1	2-14/0	2-22/0	-	1-2/0			
Brooks, Chris	13-177/1	1-15/0	2-30/0	2-16/0	3-50/1	-	5-66/0	DNP	DNP	-			
Holt, Menelik	15-175/1	3-45/1	5-40/0	1-13/0	-	2-26/0	2-34/0	2-17/0	-	-			
Helu Jr., Roy	19-149/0	1-3/0	4-44/0	4-33/0	2-11/0	-	1-27/0	3-13/0	1-3/0	3-15/0			
Cooper, Khiry	9-67/1	-	1-6/0	DNP	2-26/0	-	3-23/1	DNP	3-12/0	-			
Burkhead, Rex	8-66/1	1-9/0	1-11/0	1-16/0	4-26/1	1-4/0	DNP	DNP	DNP	DNP			
Kinnie, Brandon	7-63/0	-	1-5/0	DNP	-	-	-	3-27/0	1-10/0	2-21/0			
Young, Dreu	2-61/0	DNP	1-27/0	-	1-34/0	-	-	-	-	-			
Reed, Kyler	5-52/0	-	1-9/0	-	1-16/0	1-4/0	1-1/0	-	1-22/0	DNP			
Mendoza, Marcus	7-45/0	-	-	DNP	-	DNP	5-32/0	1-8/0	1-5/0	-			
Robinson, Dontrayevous	3-22/0	DNP	DNP	DNP	DNP	DNP	-	-	3-22/0	-			
Legate, Tyler	2-14/1	-	1-3/1	-	1-11/0	-	-	-	-	-			
Cotton, Ben	2-10/0	1-3/0	1-7/0	-	-	-	-	-	-	-			
Hill, Ryan	2-8/1	-	1-7/0	-	-	-	-	-	DNP	1-1/1			
Bell, Antonio	1-3/0	-	-	DNP	1-3/0	-	-	-	DNP	DNP			
Jones, Austin	1-2/0	DNP	-	DNP	-	DNP	1-2/0	-	-	DNP			
Cammack, Wes	1-2/0	-	-	DNP	1-2/0	-	-	-	DNP	DNP			
Henry, Will	1-1/0	-	-	-	1-1/0	DNP	DNP	DNP	DNP	DNP			

PASSING											
#5 Lee, Zac	Att	Comp	Int	Pct	Yards	TD	Long	Sack	Yds	Effic	
Florida Atlantic	22	15	1	68.2	213	2	51	0	0	170.4	
Arkansas State	35	27	0	77.1	340	4	43	2	16	196.5	
Virginia Tech	30	11	2	36.7	136	0	35	0	0	61.4	
Louisiana	18	15	0	83.3	238	1	43	1	6	212.7	
Missouri	33	14	0	42.4	158	3	56	1	7	112.6	
Texas Tech	22	16	0	72.7	128	0	27	4	19	121.6	
Iowa State	37	20	3	54.1	248	0	72	1	4	94.1	
Oklahoma	9	5	0	55.6	35	1	16	2	11	124.9	
TOTALS	206	123	6	59.7	1496	11	72	11	63	132.5	

#17 Green, Cody	Att	Comp	Int	Pct	Yards	TD	Long	Sack	Yds	Effic	
Florida Atlantic	3	2	0	66.7	18	0	15	0	0	117.1	
Arkansas State	6	3	0	50.0	18	0	7	0	0	75.2	
Louisiana	8	7	0	87.5	62	1	24	0	0	193.9	
Texas Tech	16	7	1	43.8	87	1	30	1	3	97.6	
Baylor	21	12	1	57.1	128	0	45	0	0	98.8	
Oklahoma	5	2	0	40.0	4	0	8	0	0	46.7	
TOTALS	59	33	2	55.9	317	2	45	1	3	105.5	

PUNT RETURNS	NO-YDS	FAU	ASU	VT	ULL	MU	TTU	ISU	BU	OU	KU	KSU	CU
Paul, Niles	24-221	-	3-17	6-86	2-8	2--1	5-64	3-11	1-17	2-19			
Burkhead, Rex	4-73	-	1-14	-	2-59	1-0	DNP	DNP	DNP	DNP			
Martin, Eric	1-9	-	-	-	-	-	-	-	1-9	-			
May, Mathew	1--4	-	-	-	-	1--4	-	-	-	-			

KICK RETURNS	NO-YDS	FAU	ASU	VT	ULL	MU	TTU	ISU	BU	OU	KU	KSU	CU
Paul, Niles	11-262	2-49	2-53	3-71	1-21	-	-	2-54	1-14	-			
Marlowe, Tim	7-154	-	-	-	-	-	3-61	1-26	2-41	1-26			
Dennard, Alfonzo	1-25	-	-	-	-	-	1-25	-	-	-			
Legate, Tyler	1-22	-	-	-	-	-	1-22	-	-	-			
Burkhead, Rex	1-15	-	-	1-15	-	-	DNP	DNP	DNP	DNP			
Cotton, Ben	1-2	-	-	-	-	1-2	-	-	-	-			
Stoddard, Graham	1-1	-	-	-	-	-	-	-	-	1-1			

Defense Game By Game

TOTAL TACKLES	UA-A	TOT	FAU	ASU	VT	ULL	MU	TTU	ISU	BU	OU	KU	KSU	CU
Crick, Jared	24-33	57	0-3	1-4	2-5	0-1	2-5	2-3	5-3	10-3	2-6			
Suh, Ndamukong	29-24	53	4-3	4-1	1-7	1-5	5-1	4-0	6-2	3-2	1-3			
Asante, Larry	25-24	49	3-4	7-1	3-3	2-0	1-5	0-3	1-2	3-3	5-3			
Dillard, Phillip	24-24	48	DNP	DNP	1-4	3-0	1-2	8-4	5-7	1-4	5-3			
O'Hanlon, Matt	25-23	48	1-4	2-3	3-2	1-3	3-2	2-2	2-2	2-2	9-3			
Amukamara, Prince	24-19	43	3-3	4-3	4-2	1-1	2-7	2-2	2-1	4-0	2-0			
Allen, Pierre	13-22	35	1-3	0-3	3-2	1-3	3-2	2-5	1-0	0-2	2-2			
Fisher, Sean	8-24	32	2-4	0-2	2-4	1-5	-	-	2-7	1-2	-			
Compton, Will	10-21	31	2-3	1-2	1-6	3-2	2-4	0-1	1-3	DNP	-			
Turner, Barry	15-16	31	0-2	2-1	2-4	3-1	1-2	1-2	2-2	3-1	1-1			
Hagg, Eric	19-8	27	1-0	2-0	1-1	2-4	1-1	4-1	0-1	6-0	2-0			
Gomes, Dejon	12-13	25	1-1	-	DNP	1-1	3-2	2-4	1-1	1-2	3-2			
Dennard, Alfonso	13-9	22	1-2	-	0-1	-	3-1	1-1	3-2	1-0	4-2			
Steinkuhler, Baker	6-11	17	1-4	1-2	1-0	1-3	0-1	DNP	-	2-1	-			
Meredith, Cameron	8-5	13	0-1	1-0	-	4-1	0-2	-	2-1	1-0	-			
Thenarse, Rickey	3-8	11	3-5	0-2	0-1	-	DNP	DNP	DNP	DNP	DNP			
Smith, P.J.	5-5	10	-	1-1	0-1	0-1	1-1	-	-	-	3-1			
Lawrence, Blake	6-4	10	3-3	3-1	DNP	-	DNP	DNP	DNP	DNP	DNP			
West, Anthony	6-2	8	2-0	-	2-1	1-1	DNP	-	-	1-0	-			
May, Mathew	1-7	8	0-1	0-1	0-1	0-1	1-3	-	-	-	-			
Cassidy, Austin	6-2	8	0-1	1-0	-	1-1	-	1-0	-	1-0	2-0			
Martin, Eric	3-5	8	1-3	-	-	0-1	1-1	-	-	-	1-0			
Stoddard, Graham	4-2	6	1-2	-	1-0	1-0	-	-	1-0	-	-			
Koehler, Colton	2-3	5	0-1	0-1	DNP	2-1	DNP	DNP	DNP	DNP	DNP			
Hays, Mike	2-3	5	-	-	0-1	-	2-0	-	-	0-2	-			
Thorell, Lance	2-3	5	-	1-0	-	0-2	1-1	-	-	-	-			
Dean, Jase	3-1	4	2-1	-	-	1-0	-	DNP	DNP	DNP	DNP			
Grove, Thomas	1-2	3	DNP	-	-	-	0-1	0-1	-	1-0	-			
Williams, Josh	2-1	3	1-1	-	DNP	1-0	DNP	DNP	DNP	DNP	DNP			
Blue, Anthony	2-0	2	DNP	DNP	DNP	-	-	-	1-0	-	1-0			
Moore, Terrence	1-1	2	DNP	-	-	1-1	DNP	DNP	DNP	DNP	DNP			
Klingelhoefer, Faron	1-1	2	DNP	1-0	DNP	0-1	DNP	DNP	DNP	DNP	DNP			
Jackson, Justin	0-1	1	0-1	DNP	DNP	-	DNP	DNP	DNP	DNP	DNP			
Blatchford, Justin	1-0	1	-	DNP	-	-	DNP	-	-	1-0	-			
Hill, Ryan	1-0	1	-	-	-	-	1-0	-	-	DNP	-			
Osborne, Courtney	1-0	1	DNP	DNP	DNP	1-0	DNP	-	-	-	DNP			
Cammack, Wes	0-1	1	-	-	DNP	-	-	0-1	-	DNP	DNP			
Henery, Alex	1-0	1	-	-	-	-	-	-	-	1-0	-			
Harvey, David	1-0	1	DNP	DNP	DNP	1-0	DNP	DNP	DNP	DNP	DNP			

Defense Game By Game

TACKLES FOR LOSS	UA-A	TOT	FAU	ASU	VT	ULL	MU	TTU	ISU	BU	OU	KU	KSU	CU
Crick, Jared	10-4	14	1-0	1-6	1-1	-	1-9	2-12	-	7-28	1-3			
Suh, Ndamukong	9-4	13	1-1	3-18	1-1	1-0	1-6	2-10	1-6	3-5	-			
Turner, Barry	3-6	9	-	1-1	3-4	1-1	-	2-20	-	1-1	1-3			
Allen, Pierre	3-6	9	1-1	-	1-13	1-1	1-5	3-10	-	2-3	-			
Dillard, Phillip	7-1	8	DNP	DNP	1-1	1-5	-	4-6	-	-	2-18			
Hagg, Eric	4-1	5	-	1-8	1-1	-	1-2	-	-	1-3	1-2			
Dennard, Alfonzo	4-0	4	-	-	-	-	1-4	1-1	1-1	-	1-4			
Meredith, Cameron	3-0	3	-	-	-	2-10	-	-	1-2	-	-			
Amukamara, Prince	2-0	2	-	1-2	1-2	-	-	-	-	-	-			
Fisher, Sean	2-0	2	-	-	1-2	-	-	-	-	1-3	-			
Gomes, Dejon	1-0	1	-	-	DNP	-	1-2	-	-	-	-			
Steinkuhler, Baker	1-0	1	-	-	1-2	-	-	DNP	-	-	-			
Koehler, Colton	1-0	1	-	-	DNP	1-1	DNP	DNP	DNP	DNP	DNP			
Compton, Will	0-1	1	-	-	-	-	-	1-2	-	DNP	-			
Thenarse, Rickey	1-0	1	1-2	-	-	-	DNP	DNP	DNP	DNP	DNP			
Asante, Larry	0-1	1	-	-	-	-	-	-	-	1-2	-			
O'Hanlon, Matt	1-0	1	-	-	1-8	-	-	-	-	-	-			

SACKS	UA-A	TOT	FAU	ASU	VT	ULL	MU	TTU	ISU	BU	OU	KU	KSU	CU
Crick, Jared	8-2	9.0	-	0.5-6	1.0-1	-	1.0-9	1.0-10	-	5.0-24	0.5-3			
Suh, Ndamukong	4-2	5.0	-	1.5-17	0.5-1	-	1.0-6	-	1.0-6	1.0-3	-			
Allen, Pierre	2-2	3.0	-	-	1.0-13	-	-	2.0-10	-	-	-			
Turner, Barry	1-3	2.5	-	-	0.5-2	-	-	1.5-20	-	-	0.5-3			
Dillard, Phillip	2-0	2.0	DNP	DNP	-	1.0-5	-	-	-	-	1.0-13			
Hagg, Eric	1-0	1.0	-	1.0-8	-	-	-	-	-	-	-			
O'Hanlon, Matt	1-0	1.0	-	-	1.0-8	-	-	-	-	-	-			
Meredith, Cameron	1-0	1.0	-	-	-	1.0-9	-	-	-	-	-			
Amukamara, Prince	1-0	1.0	-	1.0-2	-	-	-	-	-	-	-			
Fisher, Sean	1-0	1.0	-	-	-	-	-	-	-	1.0-3	-			
Compton, Will	0-1	0.5	-	-	-	-	-	0.5-2	-	DNP	-			

INT RETURNS	NO-YDS	FAU	ASU	VT	ULL	MU	TTU	ISU	BU	OU	KU	KSU	CU
O'Hanlon, Matt	4-48	1-18	-	-	-	-	-	-	-	3-30			
Amukamara, Prince	3-23	1-0	-	-	-	-	-	-	1-1	1-22			
Gomes, Dejon	2-40	-	-	DNP	-	1-40	-	-	1-0	-			
Asante, Larry	1-74	-	-	-	1-74	-	-	-	-	-			
Dillard, Phillip	1-9	DNP	DNP	-	-	-	-	-	-	1-9			
Suh, Ndamukong	1-0	-	-	-	-	1-0	-	-	-	-			

FUMBLES RECOVERED	NO-YDS	FAU	ASU	VT	ULL	MU	TTU	ISU	BU	OU	KU	KSU	CU
Crick, Jared	2	-	-	-	-	1	-	-	1	-			
Turner, Barry	1	-	1	-	-	-	-	-	-	-			
Meredith, Cameron	1	1	-	-	-	-	-	-	-	-			
O'Hanlon, Matt	1	-	-	-	1	-	-	-	-	-			
Fisher, Sean	1	-	-	-	1	-	-	-	-	-			

FORCED FUMBLES	NUMBER	FAU	ASU	VT	ULL	MU	TTU	ISU	BU	OU	KU	KSU	CU
Gomes, Dejon	2	-	-	DNP	1	-	-	-	1	-			
Amukamara, Prince	1	-	-	-	1	-	-	-	-	-			
Turner, Barry	1	-	-	-	-	-	-	1	-	-			
Hagg, Eric	1	-	-	-	1	-	-	-	-	-			
Thenarse, Rickey	1	1	-	-	-	DNP	DNP	DNP	DNP	DNP			
Asante, Larry	1	-	1	-	-	-	-	-	-	-			
O'Hanlon, Matt	1	1	-	-	-	-	-	-	-	-			
Suh, Ndamukong	1	-	-	-	-	1	-	-	-	-			
Dean, Jase	1	-	-	-	1	-	DNP	DNP	DNP	DNP			

Nebraska Team Game By Game

DATE	OPPONENT	---RUSHING---				---RECEIVING---				-----PASSING-----				--KICK RET--				--PUNT RET--				ALL
		NO.	YDS	TD	LG	NO.	YDS	TD	LG	ATT	CMP	INT	YDS	TD	LG	NO	YDS	TD	LG	NO	YDS	
Sept. 5, 2009	Florida Atlantic	32	259	5	49	17	231	2	51	17-25-1	231	2	51	2	49	0	32	0	0	0	0	490
Sept. 12, 2009	Arkansas State	28	136	1	30	30	358	4	43	30-41-0	358	4	43	2	53	0	29	4	31	0	14	494
Sept. 19, 2009	at Virginia Tech	36	207	0	31	11	136	0	35	11-30-2	136	0	35	4	86	0	27	6	86	0	55	343
Sept. 26, 2009	Louisiana-Lafayette	34	133	4	39	22	300	2	43	22-26-0	300	2	43	1	21	0	21	4	67	0	33	433
Oct. 8, 2009	at Missouri	33	105	1	41	14	158	3	56	14-33-0	158	3	56	1	2	0	2	4	-5	0	0	263
Oct. 17, 2009	Texas Tech	30	70	0	11	23	215	1	30	23-38-1	215	1	30	5	108	0	30	5	64	0	18	285
Oct. 24, 2009	Iowa State	28	114	1	21	20	248	0	72	20-37-3	248	0	72	3	80	0	33	3	11	0	7	362
Oct. 31, 2009	at Baylor	38	145	1	23	12	128	0	45	12-21-1	128	0	45	3	55	0	24	2	51	1	25	273
Nov. 7, 2009	Oklahoma	43	141	0	63	7	39	1	16	7-14-0	39	1	16	2	27	0	26	2	19	0	19	180
Nov. 14, 2009	at Kansas																					
Nov. 21, 2009	Kansas State																					
Nov. 27, 2009	at Colorado																					
	Totals	302	1310	13	63	156	1813	13	72	156-265-8	1813	13	72	23	481	0	33	30	324	1	55	3123
	Opponent	316	850	5	46	152	1616	3	81	152-305-12	1616	3	81	28	577	0	76	23	313	0	62	2466

DATE	OPPONENT	-----TACKLES-----				-SACKS-		-FUMBLES-		INT-YDS	QBH	PASS	BLKD	-KICKS-----XPTS-				SAF	PTS
		SOLO	AST	TOTAL	TFL-YDS	NO-YDS	FF	FR-YDS	ATT			BRK	KICK	ATT-MAD	RUN	RCV			
Sept. 5, 2009	Florida Atlantic	33	56	89	3-4	0-0-0	2	1-4	2-18	3	6	1	7-7	0	0	0	0	49	
Sept. 12, 2009	Arkansas State	32	28	60	6-35	4-0-33	1	1-0	0-0	7	3	0	5-5	0	0	0	38		
Sept. 19, 2009	at Virginia Tech	27	46	73	9-35	4-0-25	0	0-0	0-0	5	5	0	0-0	0	0	0	15		
Sept. 26, 2009	Louisiana-Lafayette	34	40	74	6-18	2-0-14	4	2-21	1-74	6	3	0	7-7	0	0	0	55		
Oct. 8, 2009	at Missouri	34	44	78	6-28	2-0-15	1	1-0	2-40	7	9	0	3-3	0	0	0	27		
Oct. 17, 2009	Texas Tech	29	30	59	13-61	5-0-42	0	0-0	0-0	8	1	0	1-1	0	0	0	10		
Oct. 24, 2009	Iowa State	35	34	69	3-9	1-0-6	1	0-0	0-0	9	4	2	1-1	0	0	0	7		
Oct. 31, 2009	at Baylor	43	24	67	13-45	7-0-30	1	1-0	2-1	3	10	1	2-2	0	0	0	20		
Nov. 7, 2009	Oklahoma	43	26	69	5-30	2-0-19	0	0-0	5-61	8	12	1	1-1	0	0	0	10		
Nov. 14, 2009	at Kansas																		
Nov. 21, 2009	Kansas State																		
Nov. 27, 2009	at Colorado																		
	Totals	310	328	638	64-265	27-0-184	10	6-25	12-194	56	53	5	27-27	0	0	0	231		
	Opponent	328	262	590	55-143	12-0-66	8	10-82	8-82	17	28	1	9-7	0	0	1	93		

DATE	OPPONENT	-----TACKLES-----				---SACKS---		---FUMBLE---		INT-YDS	QBH	PASS BRK	BLKD KICK	---KICKS-----XPTS---					
		SOLO	AST	TOTAL	TFL-YDS	NO-YDS	FF	FR-YDS	ATT-MAD					RUN	RCV	SAF	PTS		
Sept. 5, 2009	Florida Atlantic	33	56	89	3-4	0.0-0	2	1-4	2-18	3	6	1	7-7	0	0	0	0	49	
Sept. 12, 2009	Arkansas State	32	28	60	6-35	4.0-33	1	1-0	0-0	7	3	0	5-5	0	0	0	0	38	
Sept. 19, 2009	at Virginia Tech	27	46	73	9-35	4.0-25	0	0-0	0-0	5	5	0	0-0	0	0	0	0	15	
Sept. 26, 2009	Louisiana-Lafayette	34	40	74	6-18	2.0-14	4	2-21	1-74	6	3	0	7-7	0	0	0	0	55	
Oct. 8, 2009	at Missouri	34	44	78	6-28	2.0-15	1	1-0	2-40	7	9	0	3-3	0	0	0	0	27	
Oct. 17, 2009	Texas Tech	29	30	59	13-61	5.0-42	0	0-0	0-0	8	1	0	1-1	0	0	0	0	10	
Oct. 24, 2009	Iowa State	35	34	69	3-9	1.0-6	1	0-0	0-0	9	4	2	1-1	0	0	0	0	7	
Oct. 31, 2009	at Baylor	43	24	67	13-45	7.0-30	1	1-0	2-1	3	10	1	2-2	0	0	0	0	20	
Nov. 7, 2009	Oklahoma	43	26	69	5-30	2.0-19	0	0-0	5-61	8	12	1	1-1	0	0	0	0	10	
Nov. 14, 2009	at Kansas																		
Nov. 21, 2009	Kansas State																		
Nov. 27, 2009	at Colorado																		
	Totals	310	328	638	64-265	27.0-184	10	6-25	12-194	56	53	5	27-27	0	0	0	0	231	
	Opponent	328	262	590	55-143	12.0-66	8	10-82	8-82	17	28	1	9-7	0	0	0	1	93	

DATE	OPPONENT	-----PUNTING-----										---FIELD GOALS---			-----KICKOFFS-----				
		NO	YDS	AVG	LONG	BLKD	TB	FC	50+	I20	ATT-MADE	LG	BLKD	NO	YDS	AVG	TB	OB	
Sept. 5, 2009	Florida Atlantic	3	97	32.3	43	1	0	0	0	1	0-0	0	0	8	552	69.0	2	0	
Sept. 12, 2009	Arkansas State	3	128	42.7	49	0	0	0	0	2	2-1	26	0	7	486	69.4	5	0	
Sept. 19, 2009	at Virginia Tech	6	249	41.5	76	0	2	1	1	2	5-5	40	0	6	415	69.2	3	0	
Sept. 26, 2009	Louisiana-Lafayette	3	137	45.7	55	0	0	0	1	2	2-2	46	0	10	700	70.0	6	0	
Oct. 8, 2009	at Missouri	8	315	39.4	55	0	1	0	2	2	0-0	0	0	6	380	63.3	1	0	
Oct. 17, 2009	Texas Tech	5	176	35.2	46	0	0	1	0	2	2-1	21	0	3	204	68.0	1	0	
Oct. 24, 2009	Iowa State	4	161	40.2	49	0	0	0	0	3	0-0	0	0	2	140	70.0	0	0	
Oct. 31, 2009	at Baylor	7	295	42.1	57	0	0	1	2	3	2-2	45	0	5	346	69.2	3	0	
Nov. 7, 2009	Oklahoma	11	481	43.7	66	0	0	0	1	2	2-1	28	0	3	210	70.0	1	0	
Nov. 14, 2009	at Kansas																		
Nov. 21, 2009	Kansas State																		
Nov. 27, 2009	at Colorado																		
	Totals	50	2039	40.8	76	1	3	3	7	19	15-12	46	0	50	3433	68.7	22	0	
	Opponent	59	2441	41.4	60	1	3	7	15	16	16-8	52	3	26	1603	61.7	2	1	

Opponent Team Game By Game

DATE	OPPONENT	--RUSHING--				--RECEIVING--				-----PASSING-----				--KICK RET--				--PUNT RET--				ALL PURP
		NO.	YDS	TD	LG	NO.	YDS	TD	LG	ATT	CMP	INT	YDS	TD	LG	NO	YDS	TD	LG	NO	YDS	
Sept. 5, 2009	Florida Atlantic	35	132	0	23	20	236	0	38	20-41-2	236	0	38	6	97	0	27	3	10	0	6	358
Sept. 12, 2009	Arkansas State	38	143	1	20	11	131	0	43	11-20-0	131	0	43	2	34	0	19	1	14	0	14	274
Sept. 19, 2009	at Virginia Tech	37	86	1	46	12	192	1	81	12-27-0	192	1	81	3	114	0	76	1	6	0	6	278
Sept. 26, 2009	Louisiana-Lafayette	37	102	0	12	15	120	0	32	15-27-1	120	0	32	4	67	0	20	1	0	0	0	222
Oct. 8, 2009	at Missouri	35	91	1	23	17	134	0	38	17-43-2	134	0	38	5	82	0	21	4	63	0	27	225
Oct. 17, 2009	Texas Tech	25	25	2	21	23	234	1	58	23-32-0	234	1	58	2	58	0	40	1	9	0	9	259
Oct. 24, 2009	Iowa State	48	137	0	20	9	102	1	47	9-19-0	102	1	47	2	35	0	21	2	8	0	6	239
Oct. 31, 2009	at Baylor	32	54	0	12	19	222	0	41	19-38-2	222	0	41	2	53	0	31	4	101	0	62	276
Nov. 7, 2009	Oklahoma	29	80	0	14	26	245	0	33	26-58-5	245	0	33	2	37	0	23	6	102	0	35	325
Nov. 14, 2009	at Kansas																					
Nov. 21, 2009	Kansas State																					
Nov. 27, 2009	at Colorado																					
	Opponent totals	316	850	5	46	152	1616	3	81	152-305-12	1616	3	81	28	577	0	76	23	313	0	62	2466
	Nebraska	302	1310	13	63	156	1813	13	72	156-265-8	1813	13	72	23	481	0	33	30	324	1	55	3123
DATE	OPPONENT	-----TACKLES-----				--SACKS--		--FUMBLE--		INT-YDS	QBH	PASS BRK	BLKD KICK	--KICKS-----XPTS--				RCV	SAF	PTS		
		SOLO	AST	TOTAL	TFL-YDS	NO-YDS	FF	FR-YDS	ATT-MAD					RUN								
Sept. 5, 2009	Florida Atlantic	28	32	60	2-3	0-0-0	0	0-0	1-0	2	2	1	0-0	0	0	0	0	3				
Sept. 12, 2009	Arkansas State	42	26	68	3-17	2-0-16	0	0-0	0-0	2	4	0	1-0	0	0	0	0	9				
Sept. 19, 2009	at Virginia Tech	34	42	76	8-9	0-0-0	0	0-0	2-3	8	2	0	1-1	0	0	0	0	16				
Sept. 26, 2009	Louisiana-Lafayette	38	30	68	6-17	1-0-6	1	0-0	0-0	1	0	0	0-0	0	0	0	0	0				
Oct. 8, 2009	at Missouri	38	12	50	6-28	1-0-7	1	2-0	0-0	0	4	0	1-1	0	0	0	1	12				
Oct. 17, 2009	Texas Tech	42	34	76	5-22	5-0-22	0	1-82	1-7	1	7	0	4-4	0	0	0	0	31				
Oct. 24, 2009	Iowa State	34	28	62	6-12	1-0-4	5	0-0	3-27	0	4	0	1-0	0	0	0	0	9				
Oct. 31, 2009	at Baylor	34	32	66	8-13	0-0-0	1	1-0	1-45	2	2	0	1-1	0	0	0	0	10				
Nov. 7, 2009	Oklahoma	38	26	64	11-22	2-0-11	0	1-0	0-0	1	3	0	0-0	0	0	0	0	3				
Nov. 14, 2009	at Kansas																					
Nov. 21, 2009	Kansas State																					
Nov. 27, 2009	at Colorado																					
	Opponent totals	328	262	590	55-143	12.0-66	8	10-82	8-82	17	28	1	9-7	0	0	0	1	93				
	Nebraska	310	328	638	64-265	12.0-184	10	6-25	12-194	56	53	5	27-27	0	0	0	0	231				

DATE	OPPONENT	-----TACKLES-----				---SACKS---		---FUMBLE---		INT-YDS	QBH	PASS BRK	BLKD KICK	---KICKS-----XPTS---					
		SOLO	AST	TOTAL	TFL-YDS	NO-YDS	FF	FR-YDS	NO-YDS					FF	FR-YDS	ATT-MAD	RUN	RCV	SAF
Sept. 5, 2009	Florida Atlantic	28	32	60	2-3	0.0-0	0	0-0	1-0	2	2	1	0-0	0	0	0	0	3	
Sept. 12, 2009	Arkansas State	42	26	68	3-17	2.0-16	0	0-0	0-0	2	4	0	1-0	0	0	0	0	9	
Sept. 19, 2009	at Virginia Tech	34	42	76	8-9	0.0-0	0	0-0	2-3	8	2	0	1-1	0	0	0	0	16	
Sept. 26, 2009	Louisiana-Lafayette	38	30	68	6-17	1.0-6	1	0-0	0-0	1	0	0	0-0	0	0	0	0	0	
Oct. 8, 2009	at Missouri	38	12	50	6-28	1.0-7	1	2-0	0-0	0	4	0	1-1	0	0	1	12		
Oct. 17, 2009	Texas Tech	42	34	76	5-22	5.0-22	0	1-82	1-7	1	7	0	4-4	0	0	0	31		
Oct. 24, 2009	Iowa State	34	28	62	6-12	1.0-4	5	5-0	3-27	0	4	0	1-0	0	0	0	9		
Oct. 31, 2009	at Baylor	34	32	66	8-13	0.0-0	1	1-0	1-45	2	2	0	1-1	0	0	0	10		
Nov. 7, 2009	Oklahoma	38	26	64	11-22	2.0-11	0	1-0	0-0	1	3	0	0-0	0	0	0	3		
Nov. 14, 2009	at Kansas																		
Nov. 21, 2009	Kansas State																		
Nov. 27, 2009	at Colorado																		
Opponent totals		328	262	590	55-143	12.0-66	8	10-82	8-82	17	28	1	9-7	0	0	1	93		
Nebraska		310	328	638	64-265	27.0-184	10	6-25	12-194	56	53	5	27-27	0	0	0	231		

[illegible]

NEBRASKA INSIDE OPPONENTS RED-ZONE															
DATE	OPPONENT	SCORE	TIMES IN RZ	TIMES SCORED	PTS	TOTAL TDS	RUSH TDS	PASS TDS	FGS MADE	----- FAILED TO SCORE INSIDE RZ -----					
										FGA	DOWN	INT	FUMB	HALF	GAME
Sept. 5	Florida Atlantic	W, 49-3	4	4	28	4	4	0	0	0	0	0	0	0	0
Sept. 12	Arkansas State	W, 38-9	4	4	24	3	0	3	1	0	0	0	0	0	0
Sept. 19	at Virginia Tech	L, 15-16	5	4	12	0	0	0	4	0	1*	0	0	0	0
Sept. 26	Louisiana-Lafayette	W, 55-0	4	4	28	4	3	1	0	0	0	0	0	0	0
Oct. 8	Missouri	W, 27-12	3	3	20	3	1	2	0	0	0	0	0	0	0
Oct. 17	Texas Tech	L, 10-31	5	2	10	1	0	1	1	0	1	1	1	0	0
Oct. 24	Iowa State	L, 7-9	4	1	7	1	1	0	0	0	0	1	2	0	0
Oct. 31	Baylor	W, 20-10	2	2	10	1	1	0	1	0	0	0	0	0	0
Nov. 7	Oklahoma	W, 10-3	3	2	10	1	0	1	1	0	0	0	1	0	0
Nov. 14	Kansas														
Nov. 21	Kansas State														
Nov. 27	Colorado														
Totals			34	26	149	18	10	8	8	0	2	2	4	0	0
26 of 34 (76.5%)															

*Punted on fourth down

*Punted on fourth down

OPPONENT INSIDE NEBRASKA RED-ZONE															
DATE	OPPONENT	SCORE	TIMES IN RZ	TIMES SCORED	PTS	TOTAL TDS	RUSH TDS	PASS TDS	FGS MADE	----- FAILED TO SCORE INSIDE RZ -----					
										FGA	DOWN	INT	FUMB	HALF	GAME
Sept. 5	Florida Atlantic	W, 49-3	2	1	3	0	0	0	1	0	1	0	0	0	0
Sept. 12	Arkansas State	W, 38-9	1	1	6	1	1	0	0	0	0	0	0	0	0
Sept. 19	at Virginia Tech	L, 15-16	2	2	13	2	1	1	0	0	0	0	0	0	0
Sept. 26	Louisiana-Lafayette	W, 55-0	1	0	0	0	0	0	0	0	0	0	1	0	0
Oct. 8	Missouri	W, 27-12	2	2	10	1	1	0	1	0	0	0	0	0	0
Oct. 17	Texas Tech	L, 10-31	4	4	24	3	2	1	1	0	0	0	0	0	0
Oct. 24	Iowa State	L, 7-9	0	0	0	0	0	0	0	0	0	0	0	0	0
Oct. 31	Baylor	W, 20-10	1	0	0	0	0	0	0	1	0	0	0	0	0
Nov. 7	Oklahoma	W, 10-3	1	1	3	0	0	0	1	0	0	0	0	0	0
Nov. 14	Kansas														
Nov. 21	Kansas State														
Nov. 27	Colorado														
Totals			14	11	59	7	5	2	4	1	1	0	1	0	0
11 of 14 (78.6%)															

Miscellaneous Numbers

LONG SEASON PLAYS (20 OR MORE YARDS)

	HUSKER LONG PLAYS				OPPONENT LONG PLAYS			
	RUSH	PASS	RET.	TOTAL	RUSH	PASS	RET.	TOTAL
Florida Atlantic	3	4	1	8	1	2	2	5
Arkansas State	1	5	2	8	1	2	0	3
Virginia Tech	4	1	4	9	1	2	1	4
Louisiana-Lafayette	2	6	5	13	0	2	1	3
Missouri	1	1	1	3	1	2	3	6
Texas Tech	0	3	3	6	1	3	2	6
Iowa State	1	2	4	7	1	1	1	3
Baylor	1	3	2	6	0	3	5	8
Oklahoma	2	0	3	5	0	2	3	5
Kansas								
Kansas State								
Colorado								
Totals	15	25	25	65	6	17	15	38

DRIVE SUPERLATIVES

	Nebraska	Opponent
Most Yards (Result)	82 vs. Florida Atlantic (TD)	88 vs. Virginia Tech (TD)
Most Plays (Result)	16 vs. Texas Tech (Downs)	14 vs. OU (downs)
Most Time (Result)	9:29 vs. Texas Tech (Downs)	7:12 vs. Iowa State (Punt)

NEBRASKA LONG PLAYS

YARDS	OPPONENT	PLAY	RESULT
74	Louisiana-Lafayette	IR (Asante)	Touchdown
72	Iowa State	Pass (Lee to Paul)	1st-10
63	Oklahoma	Rush (Helu Jr.)	1st-10
56	Missouri	Pass (Lee to Paul)	Touchdown
55	Virginia Tech	PR (Paul)	1st-10
51	Florida Atlantic	Pass (Lee to Gilleylen)	Touchdown
49	Florida Atlantic	Rush (Green)	1st-10
45	Baylor	Pass (Green to Paul)	1st-G
44	Florida Atlantic	Rush (Helu Jr.)	Touchdown
43	Louisiana-Lafayette	Pass (Lee to Gilleylen)	1st-G
43	Arkansas State	Pass (Lee to Gilleylen)	1st-G
42	Louisiana-Lafayette	Pass (Lee to Gilleylen)	1st-10
41	Missouri	Rush (Helu Jr.)	1st-G
40	Missouri	IR (Gomes)	1st-G
39	Louisiana-Lafayette	Rush (Helu Jr.)	1st-G
35	Virginia Tech	Pass (Lee to Gilleylen)	1st-10
34	Iowa State	BLKR (Fisher)	1st-10
34	Louisiana-Lafayette	Pass (Lee to Young)	1st-10
33	Iowa State	KOR (Paul)	1st-10
33	Louisiana-Lafayette	PR (Burkhead)	1st-10
32	Florida Atlantic	KOR (Paul)	1st-10
32	Arkansas State	Pass (Lee to McNeill)	Touchdown
31	Virginia Tech	Rush (Helu Jr.)	1st-10
30	Oklahoma	IR (O'Hanlon)	1st-10
30	Texas Tech	KOR (Marlowe)	1st-10
30	Texas Tech	Pass (Green to Holt)	1st-10
30	Arkansas State	Rush (Paul)	Touchdown
29	Virginia Tech	Rush (Helu Jr.)	1st-10
29	Arkansas State	PR (Paul)	1st-10
29	Florida Atlantic	Pass (Lee to McNeill)	1st-10
28	Florida Atlantic	Rush (Helu Jr.)	1st-10
28	Florida Atlantic	Pass (Lee to Holt)	Touchdown
27	Texas Tech	Pass (Lee to Helu Jr.)	1st-10
27	Virginia Tech	KOR (Paul)	1st-10
27	Arkansas State	Pass (Lee to Young)	1st-G
26	Oklahoma	KOR (Marlowe)	1st-10
26	Iowa State	KOR (Marlowe)	1st-10
26	Texas Tech	Pass (Lee to Brooks)	1st-G
26	Louisiana-Lafayette	PR (Burkhead)	1st-10
26	Florida Atlantic	Pass (Lee to Gilleylen)	1st-10
25	Oklahoma	Rush (Helu Jr.)	1st-10
25	Baylor	PR (Blatchford ... blocked punt)	Touchdown
25	Texas Tech	KOR (Dennard)	1st-10
24	Baylor	KOR (Marlowe)	1st-10
24	Louisiana-Lafayette	Pass (Green to Burkhead)	Touchdown
24	Louisiana-Lafayette	Rush (Green)	Touchdown
24	Louisiana-Lafayette	Pass (Lee to Brooks)	1st-10
24	Arkansas State	PR (Paul)	1st-10
23	Baylor	Rush (Robinson)	1st-10
22	Oklahoma	IR (Amukamara)	1st-G
22	Baylor	Pass (Green to Reed)	1st-10
22	Texas Tech	KOR (Legate)	1st-10
22	Louisiana-Lafayette	Pass (Lee to Brooks)	1st-G
22	Virginia Tech	KOR (Paul)	1st-10
22	Virginia Tech	KOR (Paul)	1st-10
21	Iowa State	Pass (Lee to Paul)	1st-10
21	Iowa State	Rush (Robinson)	1st-10
21	Iowa State	KOR (Paul)	1st-10
21	Louisiana-Lafayette	PR (Paul)	1st-10
21	Louisiana-Lafayette	FR (Fisher)	1st-10
20	Arkansas State	Pass (Lee to Paul)	1st-10
20	Arkansas State	Pass (Lee to Brooks)	1st-10
20	Virginia Tech	Rush (Helu Jr.)	1st-10
20	Virginia Tech	Rush (Helu Jr.)	1st-10

OPPONENT LONG PLAYS

YARDS	OPPONENT	PLAY	RESULT
82	Texas Tech	FR (Howard)	Touchdown
81	Virginia Tech	Pass (Taylor to Coale)	1st-Goal
70	Virginia Tech	KOR (Roberts)	1st-10
62	Baylor	PR (Casey ... lateral on return)	1st-10
58	Texas Tech	Pass (Sheffield to Lewis)	1st-10
47	Iowa State	Pass (Tiller to Williams)	Touchdown
46	Virginia Tech	Rush (Williams)	1st-10
45	Baylor	IR (Odom)	Touchdown
43	Arkansas State	Pass (Leonard to Murry)	1st-10
41	Baylor	Pass (Florence to Gettis)	1st-10
40	Baylor	Pass (Florence to Gettis)	1st-10
40	Texas Tech	KOR (Stephens)	1st-10
38	Missouri	Pass (Gabbert to Perry)	1st-Goal
38	Florida Atlantic	Pass (VanCamp to Rose)	1st-Goal
34	Texas Tech	Pass (Sheffield to Leong)	1st-10
32	Louisiana-Lafayette	Pass (Masson to Green)	1st-10
31	Baylor	KOR (Williams)	1st-10
30	Baylor	PR (Buerck)	1st-10
28	Baylor	Pass (Florence to Wright)	1st-10
27	Missouri	PR (Gettis)	1st-10
27	Florida Atlantic	Pass (Smith to Gent)	1st-10
27	Florida Atlantic	KOR (Polo)	1st-10
26	Louisiana-Lafayette	Pass (Masson to Green)	1st-10
25	Florida Atlantic	KOR (Rolle)	1st-10
23	Missouri	Rush (Washington)	1st-10
23	Florida Atlantic	Rush (Morris)	1st-10
22	Baylor	KOR (Williams)	1st-10
22	Texas Tech	Pass (Sheffield to Lewis)	1st-10
21	Iowa State	KOR (Johnson)	1st-10
21	Texas Tech	Rush (Jeffers)	1st-10
21	Missouri	KOR (Jasper)	1st-10
21	Virginia Tech	Pass (Taylor to Boyce)	1st-10
21	Arkansas State	Pass (Leonard to McLennan)	1st-Goal
20	Iowa State	Rush (Brandtner)	1st-10
20	Arkansas State	Rush (Arnold)	1st-10
20	Louisiana-Lafayette	KOR (Miller)	1st-10
20	Missouri	Pass (Gabbert to Perry)	1st-10
20	Missouri	KOR (Jasper)	1st-10
25	Oklahoma	PR (Broyles)	1st-10
22	Oklahoma	Pass (Jones to Broyles)	1st-10
23	Oklahoma	KOR (Madu)	1st-10
33	Oklahoma	Pass (Jones to Miller)	1st-10
35	Oklahoma	PR (Broyles)	1st-10

GAME-OPENING DRIVES

Opponent	[----- Nebraska -----]			[----- Opponent -----]		
	Pts.	1st Dwn	Yds	Pts.	1st Dwn	Yds
Florida Atlantic	0	0	(-2)	0	0	5
Arkansas State	7	3	80	0	3	47
Virginia Tech	0	0	1	7	2	24
Louisiana-Lafayette	3	3	71	0	1	22
Missouri	0	1	10	0	2	14
Texas Tech	0	0	(-1)	7	4	80
Iowa State	0	0	3	3	0	4
Baylor	3	3	44	0	1	14
Oklahoma	0	0	0	0	1	16
Kansas						
Kansas State						
Colorado						

SECOND HALF-OPENING DRIVES

Opponent	[----- Nebraska -----]			[----- Opponent -----]		
	Pts.	1st Dwn	Yds	Pts.	1st Dwn	Yds
Florida Atlantic	7	4	62	0	2	22
Arkansas State	7	3	67	0	1	19
Virginia Tech	0	0	2	0	0	2
Louisiana-Lafayette	7	3	73	0	0	3
Missouri	0	0	(-11)	0	0	4
Texas Tech	0	1	19	0	1	16
Iowa State	0	2	52	0	1	12
Baylor	0	0	7	3	1	18
Oklahoma	0	1	6	0	0	5
Kansas						
Kansas State						
Colorado						

Miscellaneous Numbers

SCORING DRIVES							
Game	Scoring		[---Time---]		[--Plays--]		1 or 0
	Drives	Total	Avg.	Total	Avg.	5 or less	
Florida Atlantic	7	20:57	2:59	43	6.2	5	None
Arkansas State	6	20:05	3:21	44	7.3	2	None
Virginia Tech	5	14:57	2:59	35	7.0	2	None
Louisiana-Lafayette	9*	19:22	2:09	44	4.9	6	1
Missouri	4	8:00	2:00	19	4.8	2	None
Texas Tech	2	6:25	3:13	18	9.0	0	None
Iowa State	1	4:06	4:06	9	9.0	0	None
Baylor	4#	11:00	2:45	26	6.5	2	1
Oklahoma	2	3:20	1:40	8	4.0	1	1
Kansas							
Kansas State							
Colorado							
Totals	40	1:48:12	2:42	236	5.9	20	3
Opponents	18^	51:44	2:51	106	5.9	4	2

*includes one defensive score with drive of 0:00 #includes one blocked punt return with drive of 0:00

^includes two defensive scores with drive of 0:00

NEBRASKA SCORING DRIVES						
Opponent	[-----Drive-----]					
	Plays	Yds	Time	Score	Qtr./Time	Play
Florida Atlantic	5	44	2:32	7-0	1st/7:41	Holt 28-yd. pass from Lee
Florida Atlantic	4	72	1:49	14-0	2nd/13:43	Gilleyslen 51-yd. pass from Lee
Florida Atlantic	15	82	7:16	21-3	2nd/00:51	Helu Jr. 1-yd. run
Florida Atlantic	4	62	2:17	28-3	3rd/12:36	Helu Jr. 7-yd. run
Florida Atlantic	4	68	1:49	35-3	3rd/7:26	Helu Jr. 44-yd. run
Florida Atlantic	4	55	2:00	42-3	3rd/00:00	Burkhead 8-yd. run
Florida Atlantic	7	80	3:14	49-3	4th/6:03	Green 1-yd. run
Arkansas State	8	80	3:20	7-0	1st/11:40	Legate 3-yd. pass from Lee
Arkansas State	11	80	5:20	14-0	1st/1:15	McNeill 13-yd. pass from Lee
Arkansas State	3	46	0:51	21-0	2nd/13:59	Paul 30-yd. run
Arkansas State	11	58	5:14	24-6	2nd/00:09	Henery 26-yd. FG
Arkansas State	4	67	1:36	31-6	3rd/9:47	McNeill 32-yd. pass from Lee
Arkansas State	7	66	3:44	38-9	4th/8:14	Paul 2-yd. pass from Lee
Virginia Tech	4	(-1)	1:29	3-7	1st/0:56	Henery 40-yd. FG
Virginia Tech	6	48	1:49	6-7	2nd/12:49	Henery 27-yd. FG
Virginia Tech	10	77	4:32	9-7	2nd/5:23	Henery 19-yd. FG
Virginia Tech	4	50	2:06	12-10	2nd/0:18	Henery 38-yd. FG
Virginia Tech	10	54	5:01	15-10	4th/4:33	Henery 38-yd. FG
Louisiana-Lafayette	11	71	4:55	3-0	1st/7:06	Henery 39-yd. FG
Louisiana-Lafayette	3	43	0:45	10-0	1st/5:03	Cotton 0-yd fumble recovery
Louisiana-Lafayette	6	38	2:16	13-0	1st/0:08	Henery 46-yd. FG
Louisiana-Lafayette	4	27	1:59	20-0	2nd/12:00	Brooks 4-yd. pass from Lee
Louisiana-Lafayette	3	26	0:42	27-0	2nd/11:11	Helu Jr. 2-yd. run
Louisiana-Lafayette	0	0	0:00	34-0	2nd/6:16	Asante 74-yd. interception return
Louisiana-Lafayette	10	73	6:18	41-0	3rd/8:36	Helu Jr. 2-yd. run
Louisiana-Lafayette	5	41	1:51	48-0	4th/11:04	Burkhead 24-yd. pass from Green
Louisiana-Lafayette	2	41	0:36	55-0	4th/8:46	Green 24-yd. run
Missouri	6	69	2:29	7-12	4th/13:56	Paul 56-yd. pass from Lee
Missouri	2	18	0:45	13-12	4th/12:59	Paul 13-yd. pass from Lee
Missouri	3	10	0:58	20-12	4th/10:34	McNeill 7-yd. pass from Lee
Missouri	8	68	4:28	27-12	4th/0:56	Helu 5-yd. run
Texas Tech	11	74	5:02	3-21	2nd/6:56	Henery 21-yd. FG
Texas Tech	7	40	1:23	10-24	4th/8:40	Cooper 13-yd. pass from Green
Iowa State	9	42	4:06	7-3	1st/3:26	Robinson 3-yd. run
Baylor	0	0	0:00	7-0	1st/13:31	Blatchford 25-yd. blocked punt return
Baylor	11	44	5:04	10-0	1st/5:43	Henery 45-yd. FG
Baylor	12	75	4:56	13-0	2nd/12:16	Henery 22-yd. FG
Baylor	3	46	1:00	20-0	2nd/9:28	Robinson 1-yd. run

OPPONENT SCORING DRIVES						
Opponent	[-----Drive-----]					
	Plays	Yds	Time	Score	Qtr./Time	Play
Florida Atlantic	11	71	5:20	3-14	2nd/13:33	Gornall 21-yd. FG
Arkansas State	6	32	3:12	6-21	2nd/5:30	Arnold 1-yd. run
Arkansas State	8	39	2:39	9-31	4th/12:05	Arauco 42-yd. FG
Virginia Tech	7	24	3:45	7-0	1st/11:15	Williams 1-yd. run
Virginia Tech	7	58	2:53	10-9	2nd/2:30	Waldron 39-yd. FG
Virginia Tech	5	88	1:23	16-15	4th/0:21	Roberts 11-yd. pass from Taylor
Missouri	7	44	0:48	9-0	2nd/0:00	Gabbert 1-yd. run
Missouri	7	19	2:16	12-0	3rd/1:26	Ressell 33-yd. FG
Texas Tech	9	80	4:39	7-0	1st/10:21	Batch 16-yd. pass from Sheffield
Texas Tech	0	0	0:00	14-0	1st/4:42	Howard 82-yd. fumble return
Texas Tech	12	65	6:40	21-0	2nd/6:56	Sheffield 1-yd. run
Texas Tech	5	67	1:39	24-3	2nd/0:11	Williams 32-yd. FG
Texas Tech	9	54	5:00	31-10	4th/3:30	Sheffield 1-yd. run
Iowa State	4	4	1:20	3-0	1st/13:24	Mahoney 52-yd. FG
Iowa State	7	83	2:56	9-7	2nd/6:53	Williams 47-yd. pass from Tiller
Baylor	7	18	4:00	3-20	3rd/9:22	Parks 41-yd. FG
Baylor	0	0	0:00	10-20	3rd/3:27	Odom 45-yd. INT return

NEBRASKA POINTS OFF TURNOVERS					
Game	TOs Gained	TDs	FG-FGA	Pts.	(NU Fumbles/Lost, INT)
Florida Atlantic	3 (5/1 F/L, 2 Int)	2	0-0	14	1 (1/0 F/L, 1 Int)
Arkansas State	1 (2/1 F/L, 0 Int)	0	0-0	0	0 (0/0 F/L, 0 Int)
Virginia Tech	0 (0/0 F/L, 0 Int)	0	0-0	0	2 (0/0 F/L, 2 Int)
Louisiana-Lafayette	3 (4/2 F/L, 1 Int)	2	0-0	14	0 (2/0 F/L, 0 Int)
Missouri	3 (2/1 F/L, 2 Int)	2	0-0	13	2 (5/2 F/L, 0 Int)
Texas Tech	0 (1/0 F/L, 0 Int)	0	0-0	0	2 (1/1 F/L, 1 Int)
Iowa State	0 (1/0 F/L, 0 Int)	0	0-0	0	8 (7/5 F/L, 3 Int)
Baylor	3 (2/1 F/L, 2 Int)	0	1-1	3	2 (1/1 F/L, 1 Int)
Oklahoma	5 (2/0 F/L, 5 Int)	1	1-1	10	1 (1/1 F/L, 0 Int)
Kansas					
Kansas State					
Colorado					
Totals	18 (19/6 F/L, 12 Int)	7	2-2	54	18 (18/10 F/L, 8 Int)
Opponents	18 (18/10 F/L, 8 Int)	3	1-2	23	18 (19/6 F/L, 12 Int)

STARTING FIELD POSITION*			
	NU Avg. Start	Opp. Avg. Start	NU lead
	(yards/drives/in 20/past 50)	(yards/drives/in 20/past 50)	
Florida Atlantic	35.0 (420/12/1/1)	22.8 (273/12/3/0)	+12.2
Arkansas State	28.4 (284/10/1/1)	22.0 (242/11/4/1)	+6.4
Virginia Tech	30.6 (398/13/4/2)	29.8 (387/13/3/1)	+0.8
Louisiana-Lafayette	42.6 (511/12/1/5)	18.3 (238/13/5/0)	+24.3
Missouri	33.6 (504/15/6/2)	35.4 (566/16/2/4)	-1.8
Texas Tech	42.9 (515/12/0/3)	25.7 (283/11/5/0)	+17.2
Iowa State	30.6 (398/13/5/2)	27.9 (391/14/6/3)	+2.7
Baylor	31.5 (410/13/3/2)	29.1 (378/13/2/2)	+2.4
Oklahoma	31.6 (537/17/4/3)	31.9 (510/16/3/3)	-0.3
Kansas			
Kansas State			
Colorado			
Totals	33.9 (3,977/117/25/21)	27.5 (3,268/119/33/14)	+6.4

*does not include drives with time of 0:00 (ie, defensive and special teams touchdowns, end of half turnovers, overtime, etc.)

PENALTY NUMBERS		
	NU Pen.-Yds.	Opp. Pen.-Yds
Florida Atlantic	9-86	11-67
Arkansas State	3-40	3-20
Virginia Tech	9-60	7-53
Louisiana-Lafayette	6-54	3-14
Missouri	12-108	8-100
Texas Tech	12-95	4-40
Iowa State	3-25	8-72
Baylor	6-65	4-25
Oklahoma	11-104	9-64
Kansas		
Kansas State		
Colorado		
Totals (Avg/Penalty)	71-637 (8.9)	57-455 (7.9)
Avg/G	7.9-70.8	6.3-50.5

Individual Career/Season Superlatives

SEASON AND CAREER, MOST PASSING YARDS		
Player	2009	Career
Zac Lee	340 vs. Arkansas State	same
Cody Green	128 at Baylor	same
Latravis Washington	None	None

* - indicates touchdown pass

SEASON AND CAREER, MOST RECEIVING YARDS		
Player	2009	Career
Chris Brooks	66 vs. Texas Tech	same
Rex Burkhead	26 vs. Louisiana-Lafayette	same
Wes Cammack	2 vs. Louisiana-Lafayette	5 vs. New Mexico State, 2008
Khiry Cooper	26 vs. Louisiana-Lafayette	same
Ben Cotton	7 vs. Arkansas State	same
Roy Helu Jr.	44 vs. Arkansas State	61 vs. Kansas, 2008
Ryan Hill	7 vs. Arkansas State	same
Menelik Holt	45 vs. Florida Atlantic	67 vs. Missouri, 2008
Curenski Gilleylen	92 vs. Florida Atlantic	same
Brandon Kinnie	27 vs. Iowa State	same
Tyler Legate	11 vs. Louisiana-Lafayette	same
Mike McNeill	57 vs. Arkansas State	70 vs. Colorado, 2008
Marcus Mendoza	32 vs. Texas Tech	same
Niles Paul	143 vs. Iowa State	same
Kyler Reed	22 at Baylor	same
Dontrayevous Robinson	22 at Baylor	same
Dreu Young	34 vs. Louisiana-Lafayette	55 vs. W. Michigan, 2008

*Indicates touchdown scored

SEASON AND CAREER, MOST RUSHING YARDS		
Player	2009	Career
Rex Burkhead	39 vs. Florida Atlantic	same
Cody Green	50 vs. Florida Atlantic	same
Roy Helu Jr.	169 at Virginia Tech	same
Austin Jones	9 vs. Louisiana-Lafayette	same
Zac Lee	38 at Virginia Tech	same
Marcus Mendoza	8 vs. Iowa State	58 at Kansas State
Niles Paul	30 vs. Arkansas State	same
Dontrayevous Robinson	77 vs. Iowa State	same
Lester Ward	16 at Baylor	same
Latravis Washington	10 vs. Louisiana-Lafayette	same

*Indicates touchdown scored

SEASON AND CAREER, LONGEST PASS	
2009	Career
72 vs. Iowa State (Paul)	same
45 at Baylor (Paul)	same
None	None

SEASON AND CAREER, LONGEST CATCH	
2009	Career
26 vs. Texas Tech (Lee)	same
24* vs. Louisiana-Lafayette (Green)	same
2 vs. Louisiana-Lafayette	5 vs. New Mexico State (Lee), 2008
17 vs. Louisiana-Lafayette (Green)	same
7 vs. Arkansas State (Green)	same
27 vs. Texas Tech (Lee)	27 four times (three by Ganz, one by Lee)
7 vs. Arkansas State (Lee)	same
30 vs. Texas Tech (Green)	35 vs. Kansas State (Ganz), 2007
51* vs. Florida Atlantic (Lee)	same
13 vs. Iowa State, vs. Oklahoma (Lee)	same
11 vs. Louisiana-Lafayette (Lee)	same
32* vs. Arkansas State (Lee)	53* vs. Colorado (Ganz), 2008
9 vs. Texas Tech	same
72 vs. Iowa State (Lee)	same
22 at Baylor (Green)	same
19 at Baylor (Green)	same
34 vs. Louisiana-Lafayette (Lee)	55 vs. W. Michigan (Ganz), 2008

SEASON AND CAREER, LONGEST RUN	
2009	Career
16 vs. Arkansas State	same
49 vs. Florida Atlantic	same
63 vs. Oklahoam	same
9 vs. Louisiana-Lafayette	same
17 at Virginia Tech	same
7 vs. Iowa State	35 vs. New Mexico State, 2008
30* vs. Arkansas State	same
23 at Baylor	same
8 vs. Arkansas State	same
7 vs. Florida Atlantic	same

SEASON AND CAREER DEFENSE HIGHS						
Player	Tackles (2009)	Career	TFL (2009)	Career	Sacks (2009)	Career
Pierre Allen	7 vs. Texas Tech	10 vs. San Jose St., 2008	3 vs. Texas Tech	3 two times	2.0 vs. Texas Tech	same
Prince Amukamara	9 at Missouri	same	1 vs. ASU, at VT	1 four times, last 2009	1.0 vs. Arkansas State	1.0 two times, last 2009
Larry Asante	8 vs. ASU, vs. OU	13 at Oklahoma, 2008	1 at Baylor	2 vs. Baylor, 2008	None	1.0 vs. Baylor, 2008
Austin Cassidy	2 vs. ULL, vs. OU	same	None	same	None	same
Will Compton	7 at Virginia Tech	same	1 vs. Texas Tech	same	0.5 vs. Texas Tech	same
Jared Crick	13 at Baylor	same	7 at Baylor (Ties School Record)	same	5.0 at Baylor (School Record)	same
Jase Dean	3 vs. Florida Atlantic	same	None	same	None	same
Alfonzo Dennard	6 vs. Oklahoma	same	1 four times	same	None	same
Phillip Dillard	12 vs. Texas Tech, Iowa State	same	4 vs. Texas Tech	same	1.0 vs. ULL, vs. OU	same
Sean Fisher	9 vs. Iowa State	same	1 at VT, at BU	same	1.0 at Baylor	same
Dejon Gomes	6 vs. Texas Tech	same	1 at Missouri	same	None	same
Eric Hagg	6 vs. ULL, at BU	10 vs. New Mexico St., 2008	1 five times	1 five times	1.0 vs. Arkansas State	same
Justin Jackson	1 vs. Florida Atlantic	same	None	same	None	same
Faron Klingelhoefer	1 vs. ASU, vs. ULL	same	None	same	None	same
Colton Koehler	3 vs. Louisiana-Lafayette	8 at Kansas State, 2008	1 vs. Louisiana-Lafayette	1 two times, last 2009	None	same
Blake Lawrence	6 vs. Florida Atlantic	same	None	same	None	same
Eric Martin	4 vs. Florida Atlantic	same	None	same	None	same
Mathew May	4 at Missouri	same	None	same	None	same
Cameron Meredith	5 vs. Louisiana-Lafayette	same	2 vs. Louisiana-Lafayette	same	1.0 vs. Louisiana-Lafayette	same
Terrence Moore	2 vs. Louisiana-Lafayette	3 vs. W. Michigan, 2008	None	2 vs. W. Michigan, 2008	None	2.0 vs. W. Michigan, 2008
Matt O’Hanlon	12 vs. Oklahoma	same	1 at Virginia Tech	1 three times, last 2009	1.0 at Virginia Tech	same
P.J. Smith	4 vs. Oklahoma	same	None	same	None	same
Baker Steinkuhler	5 vs. Florida Atlantic	same	1 at Virginia Tech	same	None	same
Graham Stoddard	3 vs. Florida Atlantic	same	None	same	None	same
Ndamukong Suh	8 at Virginia Tech, Iowa State	12 vs. Kansas, 2008	3 vs. ASU, at BU	4 vs. Kansas, 2008	1.5 vs. Arkansas State	2.5 vs. Kansas, 2008
Rickey Thenarse	8 vs. Florida Atlantic	8, two times (last vs. FAU)	1 vs. Florida Atlantic	2 vs. Colorado, 2008	None	1.0 two times, 2008
Lance Thorell	2 vs. La.-Lafayette, at Missouri	8 vs. New Mexico St., 2008	None	same	None	same
Barry Turner	6 at Virginia Tech	same	3 at Virginia Tech	3, three times	1.5 vs. Texas Tech	2.0 vs. Baylor, 2005
Anthony West	3 at Virginia Tech	6 vs. Kansas, 2008	None	2 vs. Texas A&M, 2007	None	1.0 two times
Josh Williams	2 vs. Florida Atlantic	Same	None	same	None	same

Nebraska Statistical Highs and Lows

NEBRASKA TOTALS	HIGHS	LOWS
Points Scored	55 (Louisiana-Lafayette)	7 (Iowa State)
First Downs	27 (Arkansas State)	7 (Oklahoma)
Rushing Attempts	43 (Oklahoma)	28 (Arkansas State, Iowa State)
Rushing Yards	259 (Florida Atlantic)	70 (Texas Tech)
Passes Attempted	41 (Arkansas State)	14 (Oklahoma)
Passes Completed	30 (Arkansas State)	7 (Oklahoma)
Had Intercepted	3 (Iowa State)	0 (Arkansas State, Louisiana-Lafayette, at Missouri, Oklahoma)
Passing Yards	358 (Arkansas State)	39 (Oklahoma)
Total Plays	69 (Arkansas State)	57 (Florida Atlantic, Oklahoma)
Total Yards	494 (Arkansas State)	180 (Oklahoma)
Possession Time	31:38 (Arkansas State)	26:20 (Iowa State)
Fumbles	7 (Iowa State)	0 (Arkansas State, at Virginia Tech)
Fumbles Lost	5 (Iowa State)	0 (four times)
Turnovers	8 (Iowa State)	0 (Arkansas State, Louisiana-Lafayette)
Turnover Margin	+4 (Oklahoma)	-8 (Iowa State)
Penalties	12 (at Missouri, Texas Tech)	3 (Arkansas State, Iowa State)
Yards Penalized	108 (at Missouri)	25 (Iowa State)
Sacks By-Yards Lost	7-30 (at Baylor)	0-0 (Florida Atlantic)
Team Tackles for Loss-Yards	13-61 (Texas Tech); 13-45 (at Baylor)	3-4 (Florida Atlantic), 3-9 (Iowa State)
OPPONENT TOTALS	HIGHS	LOWS
Points Scored	31 (Texas Tech)	0 (Louisiana-Lafayette)
First Downs	23 (Florida Atlantic, Oklahoma)	11 (Virginia Tech, Iowa State)
Rushing Attempts	48 (Iowa State)	25 (Texas Tech)
Rushing Yards	143 (Arkansas State)	25 (Texas Tech)
Passes Attempted	58 (Oklahoma)	19 (Iowa State)
Passes Completed	26 (Oklahoma)	9 (Iowa State)
Had Intercepted	5 (Oklahoma)	0 (Arkansas State, Virginia Tech, Texas Tech, Iowa State)
Passing Yards	245 (Oklahoma)	102 (Iowa State)
Total Plays	87 (Oklahoma)	57 (Texas Tech)
Total Yards	368 (Florida Atlantic)	222 (Louisiana-Lafayette)
Possession Time	33:40 (Iowa State)	28:22 (Arkansas State)
Fumbles	5 (Florida Atlantic)	0 (Virginia Tech, Texas Tech)
Fumbles Lost	2 (Louisiana-Lafayette)	0 (Virginia Tech, Texas Tech, Iowa State, Oklahoma)
Turnovers	5 (Oklahoma)	0 (Virginia Tech, Texas Tech, Iowa State)
Turnover Margin	+8 (Iowa State)	-4 (Oklahoma)
Penalties	11 (Florida Atlantic)	3 (Arkansas State, Louisiana-Lafayette)
Yards Penalized	100 (Missouri)	14 (Louisiana-Lafayette)
Sacks By-Yards Lost	5-22 (Texas Tech)	0-0 (Florida Atlantic, Virginia Tech, Baylor)
Team Tackles for Loss-Yards Lost	9-22 (Oklahoma)	2-3 (Florida Atlantic)
NEBRASKA INDIVIDUAL HIGHS		
Most Rushing Attempts.....	28; Roy Helu Jr. at Virginia Tech	
Most Net Rushing Yards	169; Roy Helu Jr. at Virginia Tech	
Most Rushing TDs.....	3; Roy Helu Jr. vs. Florida Atlantic	
Longest TD Run.....	44; Roy Helu Jr. vs. Florida Atlantic	
Longest Run, No TD	63; Roy Helu Jr. vs. Oklahoma	
Most Pass Attempts	35; Zac Lee vs. Arkansas State	
Most Completed Passes	27; Zac Lee vs. Arkansas State	
Most Passing Yards.....	340; Zac Lee vs. Arkansas State	
Longest TD Pass.....	56; Zac Lee to Niles Paul at Missouri	
Longest Pass, No TD	72; Zac Lee to Niles Paul vs. Iowa State	
Most Pass Receptions.....	6; Niles Paul vs. Arkansas State, at Missouri, vs. Iowa State	
Most Receiving Yards	143; Niles Paul Iowa State	
Most TD Receptions	2; Mike McNeill vs. Arkansas State; Niles Paul at Missouri	
Most Total Offense Attempts.....	42; Zac Lee vs. Arkansas State (36 pass, 7 rush)	
Most Total Offense Yards.....	351; Zac Lee vs. Arkansas State (340 passing, 11 rushing)	
Most All Purpose Attempts	32; Roy Helu Jr. at Virginia Tech (28 rush, 4 rec.)	
Most All Purpose Yards	208; Niles Paul vs. Iowa State (143 receiving, 54 kickoff return, 11 punt return)	
Most Touchdowns Scored	3; Roy Helu Jr. vs. Florida Atlantic	
Most Field Goals Attempted	5; Alex Henery at Virginia Tech	
Most Field Goals Made.....	5; Alex Henery at Virginia Tech	
Longest Field Goal Made.....	46; Alex Henery vs. Louisiana-Lafayette	
Longest Field Goal Attempted.....	54; Alex Henery vs. Arkansas State	
Most Interceptions	3; Matt O’Hanlon vs. Oklahoma (TIES SCHOOL RECORD)	
Longest Interception TD Return	74; Larry Asante vs. Louisiana-Lafayette	
Longest Interception Return, No TD.....	40; Dejon Gomes at Missouri	
Longest Fumble TD Return	None (NOTE: Ben Cotton had an offensive fumble recovery TD vs. Louisiana-Lafayette in endzone which was not a fumble return)	
Longest Fumble Return, No TD	4; Cameron Meredith vs. Florida Atlantic	
Longest Punt Return, TD	None	
Longest Punt Return, No TD	55; Niles Paul at Virginia Tech	
Most Punt Return Yardage	86; Niles Paul at Virginia Tech	
Longest Kickoff Return, TD	None	
Longest Kickoff Return, No TD	33; Niles Paul vs. Iowa State	
Most Kickoff Return Yardage.....	71; Niles Paul at Virginia Tech (3 returns)	
Most Punts	11; Alex Henery vs. Oklahoma (43.7 avg.)	
Highest Punting Average.....	45.7; Alex Henery vs. Louisiana-Lafayette (3 punts)	
Longest Punt.....	76; Alex Henery at Virginia Tech	

Nebraska Statistical Highs and Lows

NEBRASKA INDIVIDUAL HIGHS....(CONTINUED)

Most Total Tackles.....	13; Jared Crick at Baylor (10 solo, 3 assist)
Most Solo Tackles.....	10; Jared Crick at Baylor
Most Tackles for Loss	7; Jared Crick at Baylor (28 yards).... TIES SCHOOL RECORD FOR TFL
Most Yards Lost	28; Jared Crick at Baylor (7 TFL)
Most Quarterback Sacks.....	5.0; Jared Crick at Baylor (24 yards)... SCHOOL RECORD FOR SACKS
Most Yards Lost	24; Jared Crick at Baylor (5.0 sacks)
Most Pass Breakups	4; Ndamukong Suh at Virginia Tech
Most Blocked Field Goals	1; Jared Crick vs. Florida Atlantic, Ndamukong Suh vs. Iowa State and vs. Oklahoma
Most Blocked Punts.....	1; Eric Martin at Baylor
Most Blocked PAT	1; Ndamukong Suh vs. Iowa State

OPPONENT INDIVIDUAL HIGHS

Most Yards Rushing.....	107; Ryan Williams (Virginia Tech)
Most Rushing Attempts.....	22; Jeremiah Schwartz (Iowa State)
Most Yards Passing.....	245; Landry Jones (Oklahoma)
Most Passing Attempts	58; Landry Jones (Oklahoma)
Most Pass Completions	26; Landry Jones (Oklahoma)
Most Pass Receptions.....	8; Ryan Broyles (Oklahoma)
Most Yards Receiving	124; David Gettis (Baylor)

OPPONENT INDIVIDUAL LONGEST PLAYS

Rush.....	46; Ryan Williams (Virginia Tech)
Pass.....	81; Tyrod Taylor (Virginia Tech)
Field Goal.....	52; Grant Mahoney (Iowa State)
Punt Return	62; Chance Casey (Baylor... continuation of lateral on return)
Kickoff Return.....	76; Dyrell Roberts (Virginia Tech)
Fumble Return.....	82; Dwight Howard (Texas Tech)
Interception Return.....	45; Clifton Odom (Baylor)
Punt	60; Mike Brandtner (Iowa State), Tress Way (Oklahoma)

Nebraska Starting Lineups

HUSKER OFFENSIVE STARTERS GAME-BY-GAME

Opponent	WRX	WRZ	TE	LT	LG	C	RG	RT	QB	IB	FB	PK
Florida Atlantic	Me. Holt	Paul	McNeill	Smith	Meyer	Hickman	R. Henry	M. Jones	Lee	Helu Jr.	^Reed	Henery
Arkansas State	Me. Holt	Paul	McNeill	Smith	Meyer	Hickman	R. Henry	M. Jones	Lee	Helu Jr.	#Gilleylen	Henery
at Virginia Tech	Me. Holt	Paul	McNeill	Smith	Meyer	Hickman	R. Henry	M. Jones	Lee	Helu Jr.	^Young	Henery
Louisiana-Lafayette	Me. Holt	Paul	McNeill	Smith	Williams	Hickman	R. Henry	M. Jones	Lee	Helu Jr.	^Young	Henery
at Missouri	Me. Holt	Paul	McNeill	Smith	Williams	Hickman	R. Henry	M. Jones	Lee	Helu Jr.	#Gilleylen	Henery
Texas Tech	Cooper	Paul	McNeill	Smith	Williams	Hickman	R. Henry	M. Jones	Lee	Helu Jr.	^Young	Henery
Iowa State	^Young	Paul	McNeill	Smith	Williams	Hickman	R. Henry	M. Jones	Lee	Helu Jr.	Legate	Henery
at Baylor	Cooper	Paul	McNeill	Smith	Williams	Hickman	R. Henry	M. Jones	Green	Helu Jr.	^Cotton	Henery
Oklahoma	Cooper	Paul	McNeill	Smith	Williams	Hickman	R. Henry	M. Jones	Green	Helu Jr.	^Young	Henery
at Kansas												
Kansas State												
at Colorado												

^ - NU opened in two tight end formation # - NU opened in three wide receiver formation

HUSKER DEFENSIVE STARTERS GAME-BY-GAME

Opponent	Open End	NT	DT	Base End	BUCK	MIKE	WILL	L CB	FS	SS	R CB	P
Florida Atlantic	Allen	Suh	Crick	Turner	Fisher	Compton	Lawrence	West	O'Hanlon	Asante	Amukamara	Henery
Arkansas State	Allen	Suh	Crick	Turner	Fisher	Compton	Lawrence	West	O'Hanlon	Asante	Amukamara	Henery
at Virginia Tech	Allen	Suh	Crick	Turner	Fisher	Compton	Dillard	West	O'Hanlon	Asante	Amukamara	Henery
Louisiana-Lafayette	Allen	Suh	Crick	Turner	Fisher	Compton	*Hagg	West	O'Hanlon	Asante	Amukamara	Henery
at Missouri	Allen	Suh	Crick	Turner	#Hagg	Compton	#Thorell	Dennard	O'Hanlon	Asante	Amukamara	Henery
Texas Tech	Allen	Suh	Crick	Turner	#Hagg	Compton	#Gomes	Dennard	O'Hanlon	Asante	Amukamara	Henery
Iowa State	Allen	Suh	Crick	Turner	Fisher	*Hagg	Dillard	Dennard	O'Hanlon	Asante	Amukamara	Henery
at Baylor	Allen	Suh	Crick	Turner	&Gomes	&Hagg	Dillard	Dennard	O'Hanlon	Asante	Amukamara	Henery
Oklahoma	Allen	Suh	Crick	Turner	&Gomes	&Hagg	Dillard	Dennard	O'Hanlon	Asante	Amukamara	Henery
at Kansas												
Kansas State												
at Colorado												

* - NU opened with nickel package # - NU opened with dime packages & - opened with six (6) defensive backs

Overall Participation

PLAYER (GAMES):

Allen (9); Amukamara (9); Asante (9); Bell (7); Blatchford (7); Blue (6); Brooks (7); Burkhead (5); Cammack (6); Caputo (4); Cassidy (9); Choi (2); Christensen (3); Compton (8); Cooper (7); Cotton (9); Crick (9); Dean (5); Dennard (9); Dillard (7); Ebke (1); Fisher (9); Gilleylen (7); Glassman (1); Gomes (8); C. Green (6); Grove (8); Hagg (9); Harvey (1); Hays (9); Helu Jr. (9); Henery (9); R. Henry (9); W. Henry (4); Hickman (9); R. Hill (8); Me. Holt (9); J. Jackson (3); A. Jones (4); D.J. Jones (9); M. Jones (9); Kinnie (8); Klingelhoefer (2); Koehler (3); Kunalic (9); Lawrence (3); Lee (8); Legate (9); Lingenfelter (2); Maher (9); Mangieri (9); Marlowe (9); E. Martin (9); J. Martin (7); May (9); McClure (1); McNeill (9); Mendoza (7); Meredith (9); Meyer (9); Moore (3); O'Hanlon (9); Okafor (1); C. Osborne (4); S. Osborne (1); Paul (9); Reed (7); Robinson (4); M. Smith (9); P.J. Smith (9); Steinkuhler (8); Stoddard (9); Suh (9); Thenarse (4); Thompson (2); Thorell (9); Thorson (2); Turner (9); Ward (4); Washington (3); Watson (1); West (8); J. Williams (3); K. Williams (8); D. Young (8).

Game 1 | Nebraska 49, Florida Atlantic 3

SCORE BY QUARTERS	1	2	3	4	FINAL
Florida Atlantic	0	3	0	0	3
No. 24 Nebraska	7	14	21	7	49

Lincoln (Sept. 5) --- Roy Helu Jr. rushed for 152 yards in just over one half of football, and Nebraska's Blackshirts grounded Florida Atlantic's high-powered passing game, as the Cornhuskers rolled to a 49-3 victory over the Owls in front of the NCAA record 298th consecutive sellout at Memorial Stadium.

Playing in front a season-opening crowd of 85,719 - the third-largest crowd in Memorial Stadium history - and an FSN pay-per-view audience, Nebraska notched its NCAA-leading 24th consecutive season-opening victory while stretching its active winning streak to five games dating back to last season. It was the Huskers' most-lopsided season-opening win since 1993, despite playing a 2008 bowl eligible team that was loaded with returning offensive starters.

After rushing 11 times for 57 yards and a score in the first half, Helu showed another gear in third quarter by carrying five times for 95 yards and two touchdowns in the first eight minutes of the second half. Helu finished with 16 carries for 152 yards for the third-highest rushing total of his career, while his three touchdowns were a career best. In his last five regular-season games, he has rushed for 662 yards and eight touchdowns on 86 carries with an average average of 7.7 yards per carry.

While Helu led NU's ground assault, Nebraska quarterback Zac Lee was solid through the air in his starting debut, completing 15-of-22 passes for 213 yards and two TDs. The 6-2, 215-pound junior from San Francisco, Calif., helped the Huskers cruise to a 21-3 halftime lead before leading to three impressive third-quarter scoring drives.

Sophomore wide receiver **Curenski Gilleylen** and sophomore tight end Mike McNeill were Lee's favorite targets, as each hauled in four catches on the night. Gilleylen, who entered the game with only two career catches for 11 yards, finished with 92 yards receiving, including his first career touchdown grab. McNeill, who has caught at least three passes in five straight games, finished with 51 yards receiving.



SCORING SUMMARY				
1st	07:41	NU	Holt, Me. 28 yd pass from Lee (Henery kick)	
2nd	13:43	NU	Gilleylen 51 yd pass from Lee (Henery kick)	
	08:13	FAU	Gornall 21 yd field goal	
	00:51	NU	Helu Jr. 1 yd run (Henery kick)	
3rd	12:36	NU	Helu Jr. 7 yd run (Henery kick)	
	07:26	NU	Helu Jr. 44 yd run (Henery kick)	
	00:00	NU	Burkhead 8 yd run (Henery kick)	
4th	06:03	NU	Green 1 yd run (Henery kick)	

TEAM STATISTICS	FAU	NU
FIRST DOWNS	23	22
RUSHES-YARDS (NET)	35-132	32-259
PASSING YDS (NET)	236	231
Passes Att-Comp-Int	41-20-2	25-17-1
TOTAL OFFENSE PLAYS-YARDS	76-368	57-490
Fumble Returns-Yards	0-0	1-4
Punt Returns-Yards	3-10	0-0
Kickoff Returns-Yards	6-97	2-49
Interception Returns-Yards	1-0	2-18
Punts (Number-Avg)	4-35.8	3-32.3
Fumbles-Lost	5-1	1-0
Penalties-Yards	11-67	9-86
Possession Time	32:18	27:42
Third-Down Conversions	6 of 15	4 of 10
Fourth-Down Conversions	0 of 2	2 of 2
Red-Zone Scores-Chances	1-2	4-4
Sacks By: Number-Yards	0-0	0-0

RUSHING: Florida Atlantic-Morris, Alfred 18-95; Rose, Willie 6-19; Rolle, Avionne 6-8; Holley, Avery 1-7; VanCamp, Jeff 2-6; Stinson, Xavier 1-4; TEAM 1-minus 7. **Nebraska**-Helu Jr., Roy 16-152; Green, Cody 2-50; Burkhead, Rex 9-39; Lee, Zac 2-14; Washington, Latravis 1-7; Mendoza, Marcus 1-minus 1; TEAM 1-minus 2.

PASSING: Florida Atlantic-Smith, Rusty 15-31-2-164; VanCamp, Jeff 5-10-0-72. **Nebraska**-Lee, Zac 15-22-1-213; Green, Cody 2-3-0-18.

RECEIVING: Florida Atlantic-Gent, Cortez 5-58; Grant, Jamari 5-43; Rose, Willie 3-59; Bonner, Chris 2-27; Jean, Lester 2-12; Williams, D. 1-18; Holley, Avery 1-11; Harmon, Jason 1-8. **Nebraska**-Gilleylen, Curenski 4-92; McNeill, Mike 4-51; Holt, Menelik 3-45; Paul, Niles 2-13; Brooks, Chris 1-15; Burkhead, Rex 1-9; Cotton, Ben 1-3; Helu Jr., Roy 1-3.

INTERCEPTIONS: Florida Atlantic-Hill, Tarvoris 1-0. **Nebraska**-O'Hanlon, Matt 1-18; Amukamara, Prince 1-0.

FUMBLES: Florida Atlantic-McIntosh, Erick 2-0; TEAM 1-1; Rolle, Avionne 1-0; Morris, Alfred 1-0. **Nebraska**-TEAM 1-0.

SACKS (Sacks-Yds): Florida Atlantic- none. **Nebraska**- none.

TACKLE LEADER (UA-A): Florida Atlantic-Lockley, Michael 4-5. **Nebraska**-Thenarse, Rickey 3-5.

Game 2 | Nebraska 38, Arkansas State 9

SCORE BY QUARTERS	1	2	3	4	FINAL
Arkansas State	0	6	0	3	9
No. 22 Nebraska	14	10	7	7	38

Lincoln (Sept. 12) --- Quarterback Zac Lee engineered an efficient and balanced offense, while the Blackshirt defense continued to flex its muscles, as No. 22 Nebraska rolled to a 38-9 victory over visiting Arkansas State at Memorial Stadium.

Playing in front of the NCAA-record 299th consecutive sellout with 85,035 fans on hand at Memorial Stadium, Lee helped the Huskers improve to 2-0 by completing 27-of-35 passes for 340 yards and four touchdowns in his second career start. The junior from San Francisco, Calif., connected with 11 Husker receivers, while powering Nebraska to more than 490 yards of total offense for the second straight game.

Wide receiver **Niles Paul** was Lee's favorite target on the day, hauling in a career-high six catches for 69 yards with his first career touchdown reception. The junior from Omaha added the first touchdown run of his career on a 30-yard reverse. Paul added 53 kickoff return yards and 17 punt return yards to close with 169 all-purpose yards on the afternoon.

Overall, 14 different Husker receivers caught passes on the afternoon, as NU finished with 358 passing yards and 136 rushing yards. Redshirt freshman Tyler Legate caught his first career pass with a three-yard TD catch to open the scoring while Khiry Cooper, Kyler Reed and Brandon Kinnie all each record their first career catches.

Junior tight end Mike McNeill added a pair of touchdown catches on the day, while bringing down four receptions for 57 yards. Menelik Holt added a career-best five catches for 40 yards, while Roy Helu Jr. pulled down four receptions for 44 yards. Helu added 60 yards on 14 carries on the ground, as Nebraska managed 121 rushing yards on the afternoon.

Nebraska's Blackshirt defense slowed a potent Arkansas State offense, holding the Red Wolves to 272 total yards, including 141 on the ground and 131 through the air. Senior safety Larry Asante led the Blackshirts with eight tackles, including seven solos, while forcing the game's only turnover with a fumble-causing hit to stop an ASU drive inside the NU 20. Prince Amukamara added seven tackles, including a tackle-for-loss, while senior defensive tackle Ndamukong Suh notched five tackles, including three tackles for loss with 1.5 sacks (17 yards).



SCORING SUMMARY				
1st	11:40	NU	Legate 3 yd pass from Lee (Henery kick)	
	01:15	NU	McNeill 13 yd pass from Lee (Henery kick)	
2nd	13:59	NU	Paul 30 yd run (Henery kick)	
	05:30	ASU	Arnold 1 yd run (Arauco kick failed)	
	00:09	NU	Henery 26 yd field goal	
3rd	09:47	NU	McNeill 32 yd pass from Lee (Henery kick)	
4th	12:05	ASU	Arauco 42 yd field goal	
	08:14	NU	Paul 2 yd pass from Lee (Henery kick)	

TEAM STATISTICS	ASU	NU
FIRST DOWNS	15	27
RUSHES-YARDS (NET)	38-143	28-136
PASSING YDS (NET)	131	358
Passes Att-Comp-Int	20-11-0	41-30-0
TOTAL OFFENSE PLAYS-YARDS	58-274	69-494
Fumble Returns-Yards	0-0	0-0
Punt Returns-Yards	1-14	4-31
Kickoff Returns-Yards	2-34	2-53
Interception Returns-Yards	0-0	0-0
Punts (Number-Avg)	5-45.0	3-42.7
Fumbles-Lost	2-1	0-0
Penalties-Yards	3-20	3-40
Possession Time	28:22	31:38
Third-Down Conversions	2 of 10	8 of 13
Fourth-Down Conversions	1 of 2	0 of 0
Red-Zone Scores-Chances	1-1	4-4
Sacks By: Number-Yards	2-16	4-33

RUSHING: Arkansas State-Arnold, Reggie 14-83; Lawson, Derek 9-37; Leonard, Corey 11-22; Jones, Don 2-9; TEAM 2-minus 8. **Nebraska**-Helu Jr., Roy 14-60; Paul, Niles 1-30; Burkhead, Rex 3-18; Lee, Zac 7-11; Ward, Lester 1-8; Green, Cody 1-7; Jones, Austin 1-2.

PASSING: Arkansas State-Leonard, Corey 11-20-0-131. **Nebraska**-Lee, Zac 27-35-0-340; Green, Cody 3-6-0-18.

RECEIVING: Arkansas State-McLennan, J. 7-69; Murry, Kedric 1-43; Gillott, Trevor 1-9; Lawson, Derek 1-8; Clements, T. 1-2. **Nebraska**-Paul, Niles 6-69; Holt, Menelik 5-40; McNeill, Mike 4-57; Helu Jr., Roy 4-44; Brooks, Chris 2-30; Gilleylen, Curenski 1-43; Young, Dreu 1-27; Burkhead, Rex 1-11; Reed, Kyler 1-9; Cotton, Ben 1-7; Hill, Ryan 1-7; Cooper, Khiry 1-6; Kinnie, Brandon 1-5; Legate, Tyler 1-3.

INTERCEPTIONS: Arkansas State-None. **Nebraska**-None.

FUMBLES: Arkansas State-TEAM 1-0; McLennan, J. 1-1. **Nebraska**-None.

SACKS (Sacks-Yds): Arkansas State- two players with one. **Nebraska**- Ndamukong Suh, 1.5-17.

TACKLE LEADER (UA-A): Arkansas State-Davis, Demario 8-2. **Nebraska**-Asante, Larry 7-1.

Game 3 | Virginia Tech 16, Nebraska 15

SCORE BY QUARTERS	1	2	3	4	FINAL
No. 19 Nebraska	3	9	0	3	15
No. 13 Virginia Tech	7	3	0	6	16

Blacksburg, Va. (Sept. 19)--- In a game featuring two of the best special teams units in college football, Nebraska's **Alex Henery** took center stage by booting a career-high five field goals, but Tyrod Taylor's 11-yard touchdown pass to Dyrell Roberts with 21 seconds left allowed the No. 13 Hokies to escape with a 16-15 win over the No. 19 Huskers at Lane Stadium on Saturday afternoon.

Playing in front of 66,233 fans and an ABC television audience, the Huskers got off to a slow start in the first quarter but controlled the action until Virginia Tech's final drive.

Henery's five field goals appeared to be enough to give the Huskers their first road win over a top-20 team since 1997, while also giving NU its first win without scoring a touchdown since beating Kansas State, 3-0 in Manhattan, on Nov. 27, 1937.

But Taylor, who had been stymied by a relentless Blackshirt defense throughout the game, connected with Danny Coale on an 81-yard pass with 1:11 left to take the Hokies to the NU 3. Matt O'Hanlon made a game-saving tackle on the play, then registered an eight-yard sack of Taylor on Virginia Tech's next snap to take the Hokies back to 2nd-and-goal from the NU 11. The Blackshirts blitzed again and forced Taylor to throw the ball away to set up 3rd-and-goal. With the clock running and pressure coming, Taylor scrambled for several seconds before finding Roberts in the end zone for the winning score with 21 seconds left.

Henery, a junior from Omaha, went 5-for-5 on field goal attempts on the day, covering 40, 27, 19, 38 and 38 yards, extending his streak of consecutive field goals made under 50 yards to 19. The Lou Groza Award candidate also unleashed the fourth-longest punt in Nebraska history with a 76-yard bomb in the first quarter. For the game, Henery punted six times for a 41.5-yard average, including two punts inside the 20 and two touchbacks.

Offensively, the Huskers scored four times in five trips in the red zone, but did not have a touchdown. Roy Helu Jr. paced the Husker offense by romping for a career-best 169 yards on the ground on 28 carries.

SCORING SUMMARY			
1st	11:15	VT	Williams 1 yd run (Waldron kick)
	00:56	NU	Henery 40 yd field goal
2nd	12:49	NU	Henery 27 yd field goal
	05:23	NU	Henery 19 yd field goal
	02:30	VT	Waldron 39 yd field goal
	00:18	NU	Henery 38 yd field goal
4th	04:33	NU	Henery 38 yd field goal
	00:21	VT	Roberts 11 yd pass from Taylor (Taylor pass failed)

TEAM STATISTICS	NU	VT
FIRST DOWNS	18	11
RUSHES-YARDS (NET)	36-207	37-86
PASSING YDS (NET)	136	192
Passes Att-Comp-Int	30-11-2	27-12-0
TOTAL OFFENSE PLAYS-YARDS	66-343	64-278
Fumble Returns-Yards	0-0	0-0
Punt Returns-Yards	6-86	1-6
Kickoff Returns-Yards	4-86	3-114
Interception Returns-Yards	0-0	2-3
Punts (Number-Avg)	6-41.5	8-46.9
Fumbles-Lost	0-0	0-0
Penalties-Yards	9-60	7-53
Possession Time	29:46	30:14
Third-Down Conversions	6 of 17	8 of 18
Fourth-Down Conversions	0 of 0	0 of 1
Red-Zone Scores-Chances	4-5	2-2
Sacks By: Number-Yards	4-25	0-0

RUSHING: Nebraska-Helu Jr., Roy 28-169; Lee, Zac 8-38. **Virginia Tech**-Williams, R. 21-107; Oglesby, J. 3-7; Roberts, D. 1-minus 2; Wilson, D. 3-minus 4; Taylor, T. 9-minus 22.

PASSING: Nebraska-Lee, Zac 11-30-2-136. **Virginia Tech**-Taylor, T. 12-27-0-192.

RECEIVING: Nebraska-Helu Jr., Roy 4-33; Brooks, Chris 2-16; Gilleylen, Curenski 1-35; Paul, Niles 1-19; Burkhead, Rex 1-16; Holt, Menelik 1-13; McNeill, Mike 1-4. **Virginia Tech**-Boykin, J. 4-43; Coale, D. 2-89; Boyce, X. 1-21; Wheeler, S. 1-14; Roberts, D. 1-11; Jefferson, K. 1-7; Boone, G. 1-5; Williams, R. 1-2.

INTERCEPTIONS: Nebraska-None. **Virginia Tech**-Carmichael, R. 1-6; Chancellor, K. 1-minus 3.

FUMBLES: Nebraska-None. **Virginia Tech**-None.

SACKS (Sacks-Yds): Nebraska-Allen, Pierre 1.0-13; O'Hanlon, Matt 1.0-8; Crick, Jared 1.0-1; Turner, Barry 0.5-2; Suh, Ndamukong 0.5-1. **Virginia Tech**-None.

TACKLE LEADER (UA-A): Nebraska-Suh, Ndamukong 1-7. **Virginia Tech**-Rivers, B. 3-7.



Game 4 | Nebraska 55, La-Lafayette 0

SCORE BY QUARTERS	1	2	3	4	FINAL
Louisiana-Lafayette	0	0	0	0	0
No. 25 Nebraska	13	21	7	14	55

Lincoln, Neb. (Sept. 26)--- The Nebraska offense scored early and often, and the Blackshirt defense notched its first shutout since 2006, as the Cornhuskers celebrated the NCAA-record 300th consecutive sellout at Memorial Stadium with a 55-0 victory over Louisiana-Lafayette.

Playing in front of a Memorial Stadium record crowd of 86,304, No. 25 Nebraska improved to 3-1 on the season after racing to a 34-0 halftime lead against the Ragin' Cajuns. Husker quarterback Zac Lee marched Nebraska efficiently and consistently, completing 15-of-18 passes for 238 yards and a touchdown in less than three quarters. Freshman Cody Green completed 7-of-8 passes for 62 yards, including a 24-yard touchdown connection with fellow freshman Rex Burkhead. Green added a 24-yard scoring run of his own to cap Nebraska's scoring.

The Big Red racked up 433 yards of total offense, including 83 yards on 15 carries from junior I-back Roy Helu Jr., who ran for two TDs. Lee and Green distributed the ball effectively, as 13 Husker receivers caught at least one pass with Burkhead leading NU with four receptions for 26 yards, while Chris Brooks added a career-best three catches for 50 yards and a score.

The Huskers were just as dominant on the defensive side, shutting out the Ragin' Cajuns while forcing three turnovers. The Blackshirts got into the scoring column when senior safety **Larry Asante** snatched a Chris Masson pass and sprinted 74 yards for a touchdown in the second quarter. It was the first INT return for a touchdown by a Nebraska defensive back since 2002.

Alex Henery and Adi Kunalic also combined for a dominant special teams effort in the kicking game. Henery hit both of his first-quarter field goal attempts to stretch his streak to 21 straight made fields goals of less than 50 yards. The Lou Groza Award candidate also punted three times for a 45.7-yard average, including a 55-yard moonshot that rolled dead at the UL 2, before he buried the Ragin' Cajuns at their own 1 on his only punt of the fourth quarter. Kunalic recorded six touchbacks on his 10 kickoffs and none of the four returns got past the UL 20.

SCORING SUMMARY			
1st	07:06	NU	Henery 39 yd field goal
	05:03	NU	Cotton 0 yd fumble recovery (Henery kick)
	00:08	NU	Henery 46 yd field goal
2nd	12:00	NU	Brooks 4 yd pass from Lee (Henery kick)
	11:11	NU	Helu Jr. 2 yd run (Henery kick)
	06:16	NU	Asante 74 yd interception return (Henery kick)
3rd	08:36	NU	Helu Jr. 2 yd run (Henery kick)
4th	11:04	NU	Burkhead 24 yd pass from Green (Henery kick)
	08:46	NU	Green 24 yd run (Henery kick)

TEAM STATISTICS	UL	NU
FIRST DOWNS	14	21
RUSHES-YARDS (NET)	37-102	34-133
PASSING YDS (NET)	120	300
Passes Att-Comp-Int	27-15-1	26-22-0
TOTAL OFFENSE PLAYS-YARDS	64-222	60-433
Fumble Returns-Yards	0-0	1-21
Punt Returns-Yards	1-0	4-67
Kickoff Returns-Yards	4-67	1-21
Interception Returns-Yards	0-0	1-74
Punts (Number-Avg)	8-43.1	3-45.7
Fumbles-Lost	4-2	2-0
Penalties-Yards	3-14	6-54
Possession Time	30:03	29:57
Third-Down Conversions	5 of 16	6 of 11
Fourth-Down Conversions	1 of 1	0 of 0
Red-Zone Scores-Chances	0-1	4-4
Sacks By: Number-Yards	1-6	2-14

RUSHING: Louisiana-Sails, Undrea 10-41; Walker, Yobes 12-37; Gautier, Blaine 6-13; McGuire, Brad 5-13; Booker, Draylon 1-4; Shankle, Julian 1-1; Masson, Chris 2-minus 7. **Nebraska**-Helu Jr., Roy 15-83; Burkhead, Rex 6-27; Green, Cody 3-22; Washington, Latravis 2-10; Okafor, Collins 1-9; Jones, Austin 2-9; Lee, Zac 3-minus 2; **TEAM** 2-minus 25; Cotton, Ben 0-0.

PASSING: Louisiana-Masson, Chris 13-22-1-102; McGuire, Brad 2-5-0-18. **Nebraska**-Lee, Zac 15-18-0-238; Green, Cody 7-8-0-62.

RECEIVING: Louisiana-Green, Ladarius 5-68; Aubrey, Luke 4-27; Lee, Louis 1-9; Booker, Draylon 1-8; Joseph, Andrew 1-4; Wolfe, Vernon 1-3; Sails, Undrea 1-1; Miller, Marlin 1-0. **Nebraska**-Burkhead, Rex 4-26; Brooks, Chris 3-50; Gilleylen, Curenski 2-85; Cooper, Khiry 2-26; McNeill, Mike 2-26; Helu Jr., Roy 2-11; Young, Dreu 1-34; Reed, Tyler 1-16; Legate, Tyler 1-11; Paul, Niles 1-9; Bell, Antonio 1-3; Cammack, Wes 1-2; Henry, Will 1-1.

INTERCEPTIONS: Louisiana-None. **Nebraska**-Asante, Larry 1-74.

FUMBLES: Louisiana-Green, Ladarius 1-1; McGuire, Brad 1-0; Lee, Louis 1-0; Booker, Draylon 1-1. **Nebraska**-Helu Jr., Roy 2-0.

SACKS (Sacks-Yds): Louisiana-McCoy, Daylon 0.5-3; Gaddies, Tyrell 0.5-3. **Nebraska**-Meredith, Cameron 1.0-9; Dillard, Phillip 1.0-5.

TACKLE LEADER (UA-A): Louisiana-McCoy, Daylon 4-5. **Nebraska**-Hagg, Eric, 2-4.



Game 5 | Nebraska 27, Missouri 12

SCORE BY QUARTERS	1	2	3	4	FINAL
No. 21 Nebraska	0	0	0	27	27
No. 24 Missouri	0	9	3	0	12

Columbia, Mo. (Oct. 8) --- Preseason All-American defensive tackle **Ndamukong Suh** and the Blackshirts kept Nebraska in the game, and quarterback Zac Lee and the Husker offense came alive with 27 unanswered points in the fourth quarter as No. 21 Nebraska stormed back for a 27-12 victory at No. 24 Missouri. The two teams played in a torrential downpour for nearly three full quarters with 65,826 fans on hand and a Thursday night ESPN primetime national television audience watching at home.

“We showed a lot of character when things weren’t going our way in some tough conditions,” Nebraska Coach Bo Pelini said. “But we made some plays, got some turnovers and I’m really proud of our guys. That was a crazy football game and I’m thrilled we won.”

Nebraska’s comeback against the Tigers matched the largest fourth-quarter comeback in school history. It joined a 1966 win over Colorado in Boulder when NU trailed 19-7 after three quarters.

After slipping and sliding their way for less than 100 yards of total offense through the first three quarters, Nebraska erupted for more than 150 yards and touchdowns on each of its four fourth-quarter possessions. Lee gave the Huskers life with his 56-yard touchdown strike to Niles Paul with 13:56 left in the game. On Missouri’s ensuing possession, Suh intercepted a Blaine Gabbert pass at the line of scrimmage.

The crucial defensive play set the Husker offense up at the MU 18, and Lee and Paul wasted little time, connecting on a 13-yard pass play with 12:59 left to give Nebraska its first lead of the game. Lee’s two-point conversion pass failed, but the Huskers still held a 13-12 edge.

That lead grew 2:25 later, after the Blackshirts struck again when Dejon Gomes intercepted a Gabbert pass and returned it 40 yards to the MU 10. Three plays later, Lee hit tight end Mike McNeill on an eight-yard pass to push Nebraska’s lead to 20-12 with 10:34 remaining.

Despite a subsequent long MU possession, the Blackshirts held before Lee and the NU offense marched 68 yards on eight plays. Roy Helu Jr. rolled out right and scampered 41 yards before scoring a play later on a five-yard touchdown run with 56 seconds left to end any late-game drama.

Nebraska held Missouri to 225 yards of total offense, including 134 passing and 91 rushing. The Blackshirts also forced three MU turnovers. The Blackshirts’ front-four harassed Gabbert all night, keeping him on the run and limiting him to just 17-of-43 passing for 134 yards while being sacked twice and giving up the first two interceptions of his career. Suh finished with just six tackles, including five solos and a sack, a forced fumble and the pivotal fourth-quarter interception.

SCORING SUMMARY			
2nd	14:01	MU	TEAM safety
	00:00	MU	Gabbert 1 yd run (Ressel kick)
3rd	01:26	MU	Ressel 33 yd field goal
4th	13:56	NU	Paul 56 yd pass from Lee (Henery kick)
	12:59	NU	Paul 13 yd pass from Lee (pass failed)
	10:34	NU	McNeill 8 yd pass from Lee (Henery kick)
	00:56	NU	Helu Jr. 5 yd run (Henery kick)

TEAM STATISTICS	NU	MU
FIRST DOWNS	14	15
RUSHES-YARDS (NET)	33-105	35-91
PASSING YDS (NET)	158	134
Passes Att-Comp-Int	33-14-0	43-17-2
TOTAL OFFENSE PLAYS-YARDS	66-263	78-225
Fumble Returns-Yards	0-0	0-0
Punt Returns-Yards	4-5	4-63
Kickoff Returns-Yards	1-2	5-82
Interception Returns-Yards	2-40	0-0
Punts (Number-Avg)	8-39.4	8-44.6
Fumbles-Lost	5-2	2-1
Penalties-Yards	12-108	8-100
Possession Time	29:32	30:28
Third-Down Conversions	8 of 17	5 of 18
Fourth-Down Conversions	0 of 1	1 of 2
Red-Zone Scores-Chances	3-3	2-2
Sacks By: Number-Yards	2-15	1-7

RUSHING: Nebraska-Helu Jr., Roy 18-88; Burkhead, Rex 5-34; Lee, Zac 8-7; TEAM 2-minus 24. Missouri-Washington, Derrick 20-80; Moore, De’Vion 6-9; Gabbert, Blaine 9-2.
PASSING: Nebraska-Lee, Zac 14-33-0-158. Missouri-Gabbert, Blaine 17-43-2-134.
RECEIVING: Nebraska-Paul, Niles 6-102; Gilleylen, Curenski 3-14; Holt, Menelik 2-26; McNeill, Mike 1-8; Reed, Kyler 1-4; Burkhead, Rex 1-4. Missouri-Alexander, Dana 6-43; Perry, Jared 4-68; Washington, Derrick 3-10; Jackson, Jerrel 2-11; Moore, De’Vion 1-4; Kemp, Wes 1-minus 2.
INTERCEPTIONS: Nebraska-Gomes, Dejon 1-40; Suh, Ndamukong 1-0. Missouri-None.
FUMBLES: Nebraska-May, Mathew 1-1; Burkhead, Rex 1-0; Lee, Zac 1-0; TEAM 1-1; Paul, Niles 1-0. Missouri-Gabbert, Blaine 2-1.
SACKS (Sacks-Yds): Nebraska- Crick, Jared 1-9; Suh, Ndamukong 1-6. Missouri-Gachkar, Andrew 1-7.
TACKLE LEADER (UA-A): Nebraska-Amukamara, Prince 2-7. Missouri-Lambert, Luke 4-1.



Game 6 | Texas Tech 31, Nebraska 10

SCORE BY QUARTERS	1	2	3	4	FINAL
Texas Tech	14	3	0	7	31
No. 17 Nebraska	0	3	0	7	10

Lincoln, Neb. (Oct. 17) --- No. 15 Nebraska outgained a potent Texas Tech offense, but two long scoring drives and an 82-yard fumble return for a touchdown in the first half were enough to give the Red Raiders a 31-10 win over the Huskers at Memorial Stadium on Saturday.

Playing in front of 86,107 fans in the NCAA-record 301st consecutive sellout at Memorial Stadium and an ABC regional television audience, the Huskers penetrated the Red Raider red zone three times in the first three quarters without scoring points. One of the red zone stops came in the first quarter, when Daniel Howard scooped up a fumble by Niles Paul on a backward lateral from quarterback Zac Lee and raced 82 yards for a TD with 4:52 left in the quarter.

That play provided the winning score for the Red Raiders, who began the game with a nine-play, 80-yard scoring drive on the opening possession. Baron Batch scored Tech’s first touchdown on a 16-yard screen pass from Steven Sheffield. The Red Raiders’ opening drive included a pair of third-and-long conversions when the Blackshirts appeared to have Tech on the brink of a punt. The first came with a 34-yard pass completion after NU deflected the pass to convert 3rd-and-13. The second came with a 22-yard completion on 3rd-and-17, which allowed TTU to overcome a pair of Husker sacks on the drive.

The Red Raiders carried a 14-0 lead into the second quarter that increased the lead to 21-0 on Sheffield’s one-yard touchdown run to cap a 65-yard drive. Nebraska managed a field goal to trim the lead to 21-3 with less than two minutes remaining in the first half, but Sheffield marched the Red Raiders into scoring position again, culminating with Matt Williams’ 32-yard field goal with three seconds left.

The Huskers went to the halftime locker room trailing 24-3, then dominated the third quarter, but NU was unable to put points on the scoreboard. Nebraska outgained Tech 72-(-3) in the third quarter, as the Red Raiders never approached the Huskers’ half of the field.


NU finally found the end zone with 8:03 left in the game, cutting Tech’s lead to 24-10 when freshman quarterback Cody Green hit Khiry Cooper on a 13-yard touchdown pass to cap a seven-play, 40-yard drive. It was Cooper’s first career touchdown catch, and he finished with three receptions for 23 yards.

Led by **Phillip Dillard’s** 12 tackles and four TFL, the Husker defense held Texas Tech to 259 total offense yards, including just 25 yards on the ground. Nebraska finished with 13 team TFL and added 5.0 sacks on the day.

SCORING SUMMARY			
1st	10:21	TT	Batch 16 yd pass from Sheffield (Williams kick)
	04:52	TT	Howard 82 yd fumble recovery (Williams kick)
2nd	06:56	TT	Sheffield 1 yd run (Williams kick)
	01:47	NU	Henery 21 yd field goal
	00:03	TT	Williams 32 yd field goal
4th	08:40	NU	Cooper 13 yd pass from Green (Henery kick)
	03:30	TT	Sheffield 1 yd run (Williams kick)

TEAM STATISTICS	TTU	NU
FIRST DOWNS	15	16
RUSHES-YARDS (NET)	25-25	30-70
PASSING YDS (NET)	234	215
Passes Att-Comp-Int	32-23-0	38-23-1
TOTAL OFFENSE PLAYS-YARDS	57-259	68-285
Fumble Returns-Yards	1-82	0-0
Punt Returns-Yards	1-9	5-64
Kickoff Returns-Yards	2-58	5-108
Interception Returns-Yards	1-7	0-0
Punts (Number-Avg)	6-36.0	5-35.2
Fumbles-Lost	1-0	1-1
Penalties-Yards	4-40	12-95
Possession Time	29:56	30:04
Third-Down Conversions	6 of 14	6 of 15
Fourth-Down Conversions	1 of 1	1 of 2
Red-Zone Scores-Chances	4-4	2-5
Sacks By: Number-Yards	5-22	5-42

RUSHING: Texas Tech-Batch, Baron 12-38; Jeffers, Harrison 2-19; Sheffield, Steven 11-minus 32. Nebraska-Helu Jr., Roy 16-68; Mendoza, Marcus 1-3; Green, Cody 2-1; Jones, Austin 1-0; Lee, Zac 9-0; Paul, Niles 1-minus 2.
PASSING: Texas Tech-Sheffield, Steven 23-32-0-234. Nebraska-Lee, Zac 16-22-0-128; Green, Cody 7-16-1-87.
RECEIVING: Texas Tech-Batch, Baron 6-25; Lewis, Detron 5-100; Jeffers, Harrison 4-8; Leong, Lyle 3-46; Torres, Alex 2-18; Franks, Jacoby 1-18; Britton, Edward 1-16; Swindall, Tramain 1-3. Nebraska-Brooks, Chris 5-66; Mendoza, Marcus 5-32; Cooper, Khiry 3-23; Holt, Menelik 2-34; McNeill, Mike 2-14; Gilleylen, Curenski 2-12; Helu Jr., Roy 1-27; Paul, Niles 1-4; Jones, Austin 1-2; Reed, Kyler 1-1.
INTERCEPTIONS: Texas Tech-Mitchem, Franklin 1-7. Nebraska-None.
FUMBLES (No.-Lost): Texas Tech-Sheffield, Steven 1-0. Nebraska-Paul, Niles 1-1.
SACKS (Sacks-Yds): Texas Tech-Sharpe, Brandon 4-0-19; Henley, Rajon 1-0-3. Nebraska-Allen, Pierre 2-0-10; Turner, Barry 1.5-20; Crick, Jared 1.0-10; Compton, Will 0.5-2.
TACKLE LEADER (UA-A): Texas Tech-Duncan, Brian 3-5. Nebraska-Dillard, Phillip 8-4.



Game 7 | Iowa State 9, Nebraska 7

SCORE BY QUARTERS	1	2	3	4	FINAL
Iowa State	3	6	0	0	9
Nebraska	7	0	0	0	7

Lincoln, Neb. (Oct. 24)--- Halloween came a week early at Memorial Stadium, as bizarre, strange and odd plays haunted the Husker offense in a 9-7 loss to Iowa State.

The Huskers fell to 4-3 overall and 1-2 in the Big 12 as they were stunned by a school-record negative-eight turnover margin on a school-record-tying eight turnovers. Overall, NU lost five fumbles and tossed three interceptions. Iowa State improved to 5-3 overall and 2-2 in the league by simply hanging onto the football, despite being outgained by 123 yards (362-239).

The Cyclones did not commit a turnover and converted NU's eight miscues into just nine points. However, four of Nebraska's first five turnovers occurred inside the Iowa State 10, preventing the Huskers from scoring what appeared to be imminent touchdowns or at least field goals.

The barrage of turnovers started on the game's first play from scrimmage, as Roy Helu Jr. fumbled on his first carry, giving ISU the ball at the NU 39. The Huskers held ISU to just four yards, but Grant Mahoney connected on a career-long 52-yard field goal with 13:24 left in the first quarter.

After NU's second drive stalled past midfield, Alex Henery buried the Cyclones at their own 2 on a punt. The Blackshirts forced a three-and-out and took over at the ISU 42. The Huskers cashed in nine plays later as **Dontrayevious Robinson** scored his first career rushing touchdown, covering three yards to give NU a 7-3 lead with 3:26 left in the opening quarter.

Robinson finished the day with a team-best 77 yards on 15 carries while quarterback Zac Lee was 20-of-37 for 248 yards. Niles Paul led the Husker receiving corps with six catches for a career-best 143 yards, although his 72-yarder fumbled into the end zone resulted in a touchback for ISU on another odd play.

In a first-half filled with bizarre plays, Iowa State ran to the locker room with a 9-7 lead. The Cyclones scored their lone touchdown on a 47-yard pass from Jerome Tiller to Jake Williams midway through the second quarter. It was ISU's longest touchdown hookup of the season, and it followed a fourth-down conversion on a fake punt that turned into a 20-yard run by punter Mike Brandtner.

Although the Cyclones found paydirt, Nebraska defensive tackle Ndamukong Suh blocked Mahoney's extra-point kick to keep the Huskers within 9-7 with 6:53 left in the half. Suh also blocked a fourth-quarter field-goal attempt and finished with a season-high tying eight tackles to go with a sack, three QB hurries and two blocked kicks. Phillip Dillard led the Blackshirts with a career-high tying 12 tackles for the second time this season.

SCORING SUMMARY			
1st	13:24	ISU	Mahoney 52 yd field goal
	03:26	NU	Robinson 3 yd run (Henery kick)
2nd	06:53	ISU	Williams 47 yd pass from Tiller (Mahoney kick blockd)

TEAM STATISTICS	ISU	NU
FIRST DOWNS	11	15
RUSHES-YARDS (NET)	48-137	28-114
PASSING YDS (NET)	102	248
Passes Att-Comp-Int	19-9-0	37-20-3
TOTAL OFFENSE PLAYS-YARDS	67-239	65-362
Fumble Returns-Yards	0-0	0-0
Punt Returns-Yards	2-8	3-11
Kickoff Returns-Yards	2-35	3-80
Interception Returns-Yards	3-27	0-0
Punts (Number-Avg)	9-40.0	4-40.2
Fumbles-Lost	1-0	7-5
Penalties-Yards	8-72	3-25
Possession Time	33:40	26:20
Third-Down Conversions	5 of 18	5 of 13
Fourth-Down Conversions	1 of 1	0 of 1
Red-Zone Scores-Chances	0-0	1-4
Sacks By: Number-Yards	1-4	1-6

RUSHING: Iowa State-Tiller, Jerome 19-65; Schwartz, Jeremiah 22-50; Brandtner, Mike 1-20; Lenz, Josh 1-8; TEAM 5-minus 6. **Nebraska**-Robinson, Dontrayevious 15-77; Helu Jr., Roy 5-24; Mendoza, Marcus 2-8; Lee, Zac 6-5.

PASSING: Iowa State-Tiller, Jerome 9-19-0-102. **Nebraska**-Lee, Zac 20-37-3-248.

RECEIVING: Iowa State-Lenz, Josh 3-32; Hamilton, Marquis 3-17; Williams, Jake 2-49; Catlett, Derrick 1-4. **Nebraska**-Paul, Niles 6-143; Kinnie, Brandon 3-27; Gilleylen, Curenski 3-18; Helu Jr., Roy 3-13; McNeill, Mike 2-22; Holt, Menelik 2-17; Mendoza, Marcus 1-8.

INTERCEPTIONS: Iowa State-Sims, David 1-16; O'Connell, Michael 1-11; Smith,Jesse 1-0. **Nebraska**-None.

FUMBLES (total-lost): Iowa State-Tiller, Jerome 1-0. **Nebraska**-Lee, Zac 2-0; Helu Jr., Roy 2-2; Holt, Menelik 1-1; Robinson, Dontrayevious 1-1; Paul, Niles 1-1.

SACKS (Sacks-Yds): Iowa State-Raven, Josh 1-4. **Nebraska**-Suh, Ndamukong 1-6.

TACKLE LEADER (UA-A): Iowa State-Smith, Jesse 7-5. **Nebraska**-Dillard, Phillip 5-7.



Game 8 | Nebraska 20, Baylor 10

SCORE BY QUARTERS	1	2	3	4	FINAL
Nebraska	10	10	0	0	20
Baylor	0	0	10	0	10

Waco, Texas (Oct. 31)--- True freshman quarterback Cody Green picked up a win in his first career start, but it was sophomore defensive tackle **Jared Crick** who stole the show in Nebraska's 20-10 victory over Baylor at Floyd Casey Stadium.

Playing in front of a Husker-dominated crowd on the road and a national television audience on Versus, Crick led the Huskers with a school-record five sacks for 24 yards lost. The Cozad, Neb., native also tied Jim Skow's 24-year school record with seven tackles for 28 yards lost on the day, while registering 13 total tackles, including 10 solos. He also recovered a fourth-quarter fumble and added a pass breakup.

While Crick and the rest of the defensive line supplied suffocating pressure in the Baylor backfield all day long, Dejon Gomes and Prince Amukamara both grabbed first-half interceptions to help Nebraska race to a 20-0 halftime lead. Gomes' interception in the endzone followed a Crick sack and stopped a Baylor drive. Green and the NU offense then marched 75 yards on 12 plays capped by junior Alex Henery's 22-yard field goal to give the Huskers a 13-0 lead early in the second quarter.

Nebraska began the scoring on special teams as freshman Eric Martin broke through and blocked Derek Epperson's punt following the Bears' opening possession. Redshirt freshman Justin Blatchford caught the batted ball and raced 25 yards to paydirt to give Nebraska a 7-0 lead with 13:31 left in the first quarter.

The Blackshirts came up with a stop on BU's second possession, and Green took the field for the first time as a starter with 10:47 left in the first quarter. On his first drive, Green engineered an 11-play march that covered 44 yards and consumed 5:04 on the clock, culminated by Henery's 45-yard field goal to push Nebraska's lead to 10-0 with 5:43 left in the opening quarter.

Gomes' interception in the endzone stopped Baylor's next drive and eventually led to another Henery field goal to push the lead to 13-0 early in the second quarter. The Blackshirts then came through with their first three-and-out, and a 17-yard Niles Paul punt return set up the the Husker offense with a short field starting at the BU 46.

On the first play from scrimmage of the possession, Green connected with Paul on a 45-yard pass play to put the Huskers on the Bears' doorstep. Two plays later, freshman Dontrayevious Robinson found the endzone to put the Big Red ahead 20-0 with 9:28 left in the first half.

Robinson finished the day with 61 rushing yards and a touchdown on 13 carries, while adding 22 yards on three receptions. Green completed 12-of-21 passes for 128 yards and an interception, while adding eight carries for 43 yards. Paul led the NU receivers with two catches for 54 yards.

SCORING SUMMARY			
1st	13:31	NU	Blatchford 25 yd blocked punt return (Henery kick)
	05:43	NU	Henery, Alex 45 yd field goal
2nd	12:16	NU	Henery, Alex 22 yd field goal
	09:28	NU	Robinson 1 yd run (Henery kick)
3rd	09:22	BU	Parks 41 yd field goal
	03:27	BU	Odom 45 yd interception return (Parks kick)

TEAM STATISTICS	NU	BU
FIRST DOWNS	11	18
RUSHES-YARDS (NET)	38-145	32-54
PASSING YDS (NET)	128	222
Passes Att-Comp-Int	21-12-1	38-19-2
TOTAL OFFENSE PLAYS-YARDS	59-273	70-276
Fumble Returns-Yards	0-0	0-0
Punt Returns-Yards	2-51	4-101
Kickoff Returns-Yards	3-55	2-53
Interception Returns-Yards	2-1	1-45
Punts (Number-Avg)	7-42.1	6-29.2
Fumbles-Lost	1-1	2-1
Penalties-Yards	6-65	4-25
Possession Time	29:52	30:08
Third-Down Conversions	5 of 15	5 of 16
Fourth-Down Conversions	0 of 0	1 of 2
Red-Zone Scores-Chances	2-2	0-1
Sacks By: Number-Yards	7-30	0-0

RUSHING: Nebraska-Robinson, Dontrayevo 13-61; Green, Cody 8-43; Helu Jr., Roy 7-24; Ward, Lester 7-16; Jones, Austin 2-4; TEAM 1-minus 3. **Baylor**-Finley, Jay 8-19; Wright, Kendall 4-15; Ganaway, Terran 2-10; Florence, Nick 16-8; Salubi, Jarred 2-2.

PASSING: Nebraska-Green, Cody 12-21-1-128. **Baylor**-Florence, Nick 19-38-2-222.

RECEIVING: Nebraska-Robinson, Dontrayevo 3-22; Cooper, Khiry 3-12; Paul, Niles 2-54; Reed, Kyler 1-22; Kinnie, Brandon 1-10; Mendoza, Marcus 1-5; Helu Jr., Roy 1-3. **Baylor**-Gettis, David 7-124; Wright, Kendall 4-49; Smith, Ernest 2-21; Finley, Jay 2-14; Salubi, Jarred 2-minus 5; Taylor, Brad 1-12; Akers, Justin 1-7.

INTERCEPTIONS: Nebraska-Amukamara, Prince 1-1; Gomes, Dejon 1-0. **Baylor**-Odom, Clifton 1-45.

FUMBLES (total-lost): Nebraska-Green, Cody 1-1. **Baylor**-Smith, Ernest 1-0; Florence, Nick 1-1.

SACKS (Sacks-Yds): Nebraska-Crick, Jared 5-24; Suh, Ndamukong 1-3; Fisher, Sean 1-3. **Baylor**-None.

TACKLE LEADER (UA-A): Nebraska-Crick, Jared 10-3. **Baylor**-Pawelek, Joe 2-7.



Game 9 | Nebraska 10, Oklahoma 3

SCORE BY QUARTERS	1	2	3	4	FINAL
Oklahoma	0	3	0	0	3
Nebraska	0	7	3	0	10

Lincoln, Neb. (Nov. 7)--- Nebraska brought home a sweet victory over an old rival, as the Blackshirt defense hauled in five interceptions and shut down No. 20 Oklahoma in a 10-3 victory at Memorial Stadium.

In a game that harkened back to the classic battles of the Big Red of the past four decades, Nebraska held the Sooners out of the end zone and mustered enough offense to improve to 6-3 overall and 3-2 in the Big 12. The Huskers dropped the 20th-ranked Sooners to 5-4 and 3-2 in front of 86,115 fans and ABC television audience.

In a game dominated by one of the nation's best defensive units, Blackshirt safety **Matt O'Hanlon** played the biggest game of his career to help the Huskers erase a two-game home skid while erasing the memory of committing eight turnovers in a loss to Iowa State at Memorial Stadium on Oct. 24.

O'Hanlon, a senior from Omaha, Neb., tied a Nebraska record with three interceptions while erupting for a career-high 12 tackles. The last of his interceptions ended the Sooners' last chance at the end zone with 27 seconds left in the game. O'Hanlon's huge game also erased any memories Husker fans had of a last second touchdown scored by Virginia Tech in a road loss against the Hokies in September.

O'Hanlon played big from start to finish, achieving his career-best in tackles with nine in the opening half. O'Hanlon helped the Huskers carry a 7-3 lead into the locker room at halftime, but he was far from alone.

Defensive back Prince Amukamara hauled in NU's first inteception of the night, picking off a Landry Jones pass and returning it 22 yards to the OU 1. One play later, junior quarterback Zac Lee hit tight end Ryan Hill on a one-yard scoring pass to give the Huskers a 7-0 lead with 13:36 left in the first half.

The Huskers also got big plays in the special teams from senior defensive tackle Ndamukong Suh and junior punter Alex Henery. Suh blocked Tress Way's 45-yard field goal with 6:50 left in the first quarter. It was Way's second unsuccessful attempt of the quarter, following a 46-yard miss on OU's opening possession. Henery punted 11 times for a 43.7-yard average, pinning OU inside its 20 twice.

Offensively, the Huskers struggled, picking up just seven first downs and 180 total yards. Roy Helu Jr. added the only offensive punch as he recorded 138 yards on 20 carries, including a career-long 63-yard run. He accounted for 153 of the Huskers' total yards.



SCORING SUMMARY			
2nd	13:36	NU	Hill 1 yd pass from Lee (Henery kick)
	00:24	OU	Way 28 yd field goal
3rd	05:38	NU	Henery 28 yd field goal

TEAM STATISTICS	OU	NU
FIRST DOWNS	23	7
RUSHES-YARDS (NET)	29-80	43-141
PASSING YDS (NET)	245	39
Passes Att-Comp-Int	58-26-5	14-7-0
TOTAL OFFENSE PLAYS-YARDS	87-325	57-180
Fumble Returns-Yards	0-0	0-0
Punt Returns-Yards	6-102	2-19
Kickoff Returns-Yards	2-37	2-27
Interception Returns-Yards	0-0	5-61
Punts (Number-Avg)	5-49.0	11-43.7
Fumbles-Lost	2-0	1-1
Penalties-Yards	9-64	11-104
Possession Time	28:18	31:42
Third-Down Conversions	5 of 18	1 of 14
Fourth-Down Conversions	0 of 3	0 of 0
Red-Zone Scores-Chances	1-2	2-3
Sacks By: Number-Yards	2-11	2-19

RUSHING: **Oklahoma**-Brown, Chris 12-50; Murray, DeMarco 14-47; Jones, Landry 3-minus 17. **Nebraska**-Helu Jr., Roy 20-138; Robinson, Dontrayevo 6-11; Green, Cody 6-8; TEAM 1-minus 3; Lee, Zac 10-minus 13.

PASSING: **Oklahoma**-Jones, Landry 26-58-5-245. **Nebraska**-Lee, Zac 5-9-0-35; Green, Cody 2-5-0-4.

RECEIVING: **Oklahoma**-Broyles, Ryan 8-74; Miller, DeJuan 5-69; Murray, DeMarco 5-37; Brown, Chris 3-20; Kenney, Cameron 2-33; Hanna, James 2-8; Mensik, Eric 1-4. **Nebraska**-Helu Jr., Roy 3-15; Kinnie, Brandon 2-21; McNeill, Mike 1-2; Hill, Ryan 1-1.

INTERCEPTIONS: **Oklahoma**-None. **Nebraska**-O'Hanlon, Matt 3-30; Amukamara, Prince 1-22; Dillard, Phillip 1-9.

FUMBLES (total-lost): **Oklahoma**-Jones, Landry 2-0. **Nebraska**-Lee, Zac 1-1.

SACKS (Sacks-Yds): **Oklahoma**-Beal, Jeremy 1.0-3; Clayton, Keenan 0.5-4; Alexander, Fran 0.5-4. **Nebraska**-Dillard, Phillip 1.0-13; Turner, Barry 0.5-3; Crick, Jared 0.5-3.

TACKLE LEADER (UA-A): **Oklahoma**-Beal, Jeremy 6-0. **Nebraska**-O'Hanlon, Matt 9-3.