



**2018 PARA-CYCLING TRACK  
WORLD CHAMPIONSHIPS**

**RIO DE JANEIRO  
BRAZIL**



22-25 March 2018

# OFFICIAL BOOK OF RESULTS

RIO DE JANEIRO, BRAZIL

OFFICIAL SUPPLIER



INSTITUTIONAL PARTNERS



MINISTÉRIO DO  
ESPORTE





## COMMUNIQUÉ INDEX

# Comm	CLASS	Race Name	Type	File Name
1		Race Officials	General	
2		Official Schedule	General	
3		Technical Informations	General	
4		Antidoping Informations	General	
5		Nations List	General	
6		Entry List	General	
7		Classification Communiqué	General	
38		Commissaires Decisions Day 1	General	
67		Commissaires Decisions Day 2	General	
90		Commissaires Decisions Day 3	General	
121		Commissaires Decisions Day 4	General	
122		Nation's Final Ranking	General	
123		Medallist	General	

Day 1				
8	WC2	WC2 3 km Individual Pursuit Qualification	Startlists	wc2ip4
9	WC3	WC3 3 km Individual Pursuit Qualification	Startlists	wc3ip4
10	MC1	MC1 3 km Individual Pursuit Qualification	Startlists	mc1ip4
11	MC2	MC2 3 km Individual Pursuit Qualification	Startlists	mc2ip4
12	MC3	MC3 3 km Individual Pursuit Qualification	Startlists	mc3ip4
13	WC5	WC5 500 m Time Trial Final	Startlists	wc5tt2
14	WC4	WC4 500 m Time Trial Final	Startlists	wc4tt2
15	MC5	MC5 1 km Time Trial Final	Startlists	mc5tt2
16	MC4	MC4 1 km Time Trial Final	Startlists	mc4tt2
17	WC1	WC1 3 km Individual Pursuit Final	Startlists	wc1ip2
18	WC2	WC2 3 km Individual Pursuit Qualification	Results	wc2ip3
19	WC2	WC2 3 km Individual Pursuit Final	Startlists	wc2ip2
20A	WC3	WC3 3 km Individual Pursuit Qualification	Results	wc3ip3
21A	WC3	WC3 3 km Individual Pursuit Final	Startlists	wc3ip2
22B	MC1	MC1 3 km Individual Pursuit Qualification	Results	mc1ip3
23	MC1	MC1 3 km Individual Pursuit Final	Startlists	mc1ip2
24A	MC2	MC2 3 km Individual Pursuit Qualification	Results	mc2ip3
25	MC2	MC2 3 km Individual Pursuit Final	Startlists	mc2ip2
26	MC3	MC3 3 km Individual Pursuit Qualification	Results	mc3ip3
27	MC3	MC3 3 km Individual Pursuit Final	Startlists	mc3ip2
28	WC5	WC5 500 m Time Trial Final	Results	wc5tt1
29	WC4	WC4 500 m Time Trial Final	Results	wc4tt1
30A	MC5	MC5 1 km Time Trial Final	Results	mc5tt1
31A	MC4	MC4 1 km Time Trial Final	Results	mc4tt1
32	WC1	WC1 3 km Individual Pursuit Final	Results	wc1ip1
33	WC2	WC2 3 km Individual Pursuit Final	Results	wc2ip1
34	WC3	WC3 3 km Individual Pursuit Final	Results	wc3ip1
35	MC1	MC1 3 km Individual Pursuit Final	Results	mc1ip1
36	MC2	MC2 3 km Individual Pursuit Final	Results	mc2ip1
37	MC3	MC3 3 km Individual Pursuit Final	Results	mc3ip1

Day 2				
39	WB	WB 3 km Individual Pursuit Qualification	Startlists	wbip4
40	MB	MB 4 km Individual Pursuit Qualification	Startlists	mbip4
41	WC1	WC1 500 m Time Trial Final	Startlists	wc1tt2
42	WC2	WC2 500 m Time Trial Final	Startlists	wc2tt2
43	WC3	WC3 500 m Time Trial Final	Startlists	wc3tt2



44	MC1	MC1 1 km Time Trial Final	Startlists	mc1tt2
45	MC2	MC2 1 km Time Trial Final	Startlists	mc2tt2
46	MC3	MC3 1 km Time Trial Final	Startlists	mc3tt2
47	WC1-2-3	WC1-2-3 10 km Scratch Race Final	Startlists	wc1-2-3sc2
48	MC1-3	MC1 10 km Scratch Race Qualification (i.r.)	Startlists	mc1-3sc2
49	MC1-3	MC2 10 km Scratch Race Qualification (i.r.)	Startlists	mc1-3sc2
50	MC1-3	MC3 10 km Scratch Race Qualification (i.r.)	Startlists	mc1-3sc2
51	WB	WB 3 km Individual Pursuit Qualification	Results	wbip3
52A	WB	WB 3 km Individual Pursuit Final	Startlists	wbip2
53	MB	MB 4 km Individual Pursuit Qualification	Results	mbip3
54A	MB	MB 4 km Individual Pursuit Final	Startlists	mbip2
55	WC1	WC1 500 m Time Trial Final	Results	wc1tt1
56	WC2	WC2 500 m Time Trial Final	Results	wc2tt1
57	WC3	WC3 500 m Time Trial Final	Results	wc3tt1
58	MC1	MC1 1 km Time Trial Final	Results	mc1tt1
59	MC2	MC2 1 km Time Trial Final	Results	mc2tt1
60	MC3	MC3 1 km Time Trial Final	Results	mc3tt1
61	WB	WB 3 km Individual Pursuit Final	Results	wbip1
62	MB	MB 4 km Individual Pursuit Final	Results	mbip1
63	WC1-2-3	WC1-2-3 10 km Scratch Race Final	Results	wc1-2-3sc1
64	MC1-3	MC1 10 km Scratch Race Qualification (i.r.)	Results	mc1-3sc1
65	MC1-3	MC2 10 km Scratch Race Qualification (i.r.)	Results	mc1-3sc1
66	MC1-3	MC3 10 km Scratch Race Qualification (i.r.)	Results	mc1-3sc1

Day 3				
68	WC4	WC4 3 km Individual Pursuit Qualification	Startlists	wc4ip4
69	WC5	WC5 3 km Individual Pursuit Qualification	Startlists	wc5ip4
70	MC4	MC4 4 km Individual Pursuit Qualification	Startlists	mc4ip4
71	MC5	MC5 4 km Individual Pursuit Qualification	Startlists	mc5ip4
72	WB	WB 1 km Time Trial Final	Startlists	wbtt2
73	MB	MB 1 km Time Trial Final	Startlists	mbtt2
74	WC4-5	WC4-5 10 km Scratch Race Final	Startlists	wc4-5sc2
75	WC4	WC4 3 km Individual Pursuit Qualification	Results	wc4ip3
76	WC4	WC4 3 km Individual Pursuit Final	Startlists	wc4ip2
77	WC5	WC5 3 km Individual Pursuit Qualification	Results	wc5ip3
78	WC5	WC5 3 km Individual Pursuit Final	Startlists	wc5ip2
79A	MC4	MC4 4 km Individual Pursuit Qualification	Results	mc4ip3
80	MC4	MC4 4 km Individual Pursuit Final	Startlists	mc4ip2
81	MC5	MC5 4 km Individual Pursuit Qualification	Results	mc5ip3
82	MC5	MC5 4 km Individual Pursuit Final	Startlists	mc5ip2
83	WC4	WC4 3 km Individual Pursuit Final	Results	wc4ip1
84	WC5	WC5 3 km Individual Pursuit Final	Results	wc5ip1
85	MC4	MC4 4 km Individual Pursuit Final	Results	mc4ip1
86	MC5	MC5 4 km Individual Pursuit Final	Results	mc5ip1
87	WB	WB 1 km Time Trial Final	Results	wbtt1
88	MB	MB 1 km Time Trial Final	Results	mbtt1
89	WC4-5	WC4-5 10 km Scratch Race Final	Results	wc4-5sc1

Day 4				
91	WB	WB 200 m Sprint Qualification	Startlists	wbs12
92	MB	MB 200 m Sprint Qualification	Startlists	mbsp12
93	M/WC1-5	M/WC1-5 750 m Team Sprint Qualification	Startlists	ts4
94	MC1-3	MC1-3 15 km Scratch Race Final	Startlists	mc1-3sc4
95	MC4-5	MC4-5 15 km Scratch Race Final	Startlists	mc4-5sc4



22-25 March 2018

Communiqué Index

96A	WB	WB 200 m Sprint Qualification	Results	wbs11
97A	WB	WB 200 m Sprint 1/4 Final	Startlists	wbsp6
98	MB	MB 200 m Sprint Qualification	Results	mbsp11
99	MB	MB 200 m Sprint 1/4 Final	Startlists	mbsp4
100	M/WC1-5	M/WC1-5 750 m Team Sprint Qualification	Results	ts3
101	M/WC1-5	M/WC1-5 750 m Team Sprint Final	Startlists	ts2
102	WB	WB 200 m Sprint 1/4 Final	Results	wbsp5
103	WB	WB 200 m Sprint 1/2 Final	Startlists	wbsp3
104	WB	WB 200 m Sprint 5th - 6th Place	Startlists	wbsp8
104	WB	WB 200 m Sprint 7th - 8th Place	Startlists	wbsp10
105	MB	MB 200 m Sprint 1/4 Final	Results	mbsp3
106	MB	MB 200 m Sprint 1/2 Final	Startlists	mbsp2
107	MB	MB 200 m Sprint 5th - 6th Place	Startlists	mbsp6
107	MB	MB 200 m Sprint 7th - 8th Place	Startlists	mbsp8
108	MC1-3	MC1-3 15 km Scratch Race Final	Results	mc1-3sc3
109	MC4-5	MC4-5 15 km Scratch Race Final	Results	mc4-5sc3
110	M/WC1-5	M/WC1-5 750 m Team Sprint Final	Results	ts1
111	WB	WB 200 m Sprint 5th - 6th Place	Results	wbsp7
111	WB	WB 200 m Sprint 7th - 8th Place	Results	wbsp9
112	MB	MB 200 m Sprint 5th - 6th Place	Results	mbsp5
112	MB	MB 200 m Sprint 7th - 8th Place	Results	mbsp7
113	WB	WB 200 m Sprint 1/2 Final	Results	wbsp4
114	WB	WB 200 m Sprint Final	Startlists	wbsp2
115	MB	MB 200 m Sprint 1/2 Final	Results	mbsp1
116	MB	MB 200 m Sprint Final	Startlists	mbsp10
117	WB	WB 200 m Sprint Final	Results	wbsp1
118	MB	MB 200 m Sprint Final	Results	mbsp9
119	MB	MB Sprint Final Classification	Classification	
120	WB	WB Sprint Final Classification	Classification	

**UCI TECHNICAL OFFICIALS****Commissaires Panel**

WATSON, Paul	IRL	President
BEDARD, Joséé	CAN	Secretary
ARCILA ECHEVERRI, Hector Fabio	COL	UCI Commissaire
JUDEZ, Peter	SLO	UCI Commissaire
LADEWIG, Iverson	BRA	UCI Commissaire
O'CALLAGHAN, Karen	AUS	UCI Commissaire

**Commissaires appointed by the National Federation**

AZEVEDO, Regina	BRA
BARBIERI, Regina	BRA
BRAGA, Stefan	BRA
MACIEIRA, Flavia	BRA
PASSONI, Juliano	BRA
PEREIRA, Adegmar	BRA
SCHNEIDER, Alexandre	BRA
SIRYDAKIS, Elaine	BRA
VASCONCELLOS, Luiz Fernando	BRA
VINK, Antonio	BRA

**UCI Staff, Classifiers, Delegate & Doctor**

BIFRARE, Christopher	SUI	UCI Para-cycling coordinator
DANNING, Laura	GBR	Classification coordinator
SHAFFER, Randall	USA	UCI Technical Delegate
RANCILIO, Roberto	ITA	UCI Technical Delegate (Trainee)
RICHARD, Sylvain	CAN	UCI Timing Expert
BOURKE, Katie	AUS	UCI Chief Classifier
ALVES DA COSTA FILHO, Helder	BRA	UCI Classifier
BURKE, Stephen	CAN	UCI Classifier
CHUN, Robert	USA	UCI Classifier
KOPERA, Kevin	USA	UCI Classifier
NOOIJEN, Carla	NED	UCI Classifier
SASIAN, Andree	ARG	UCI Classifier
ARINO GARCIA, Juan Manuel	ARG	Doping control officer
SIQUEIRA, Ana Carolina	BRA	Doping control officer
PENATE, Diego Alejandro	BRA	Official Doctor

**THE COLLEGE OF COMMISSAIRES**


**Competition Programme / Programme des Compétitions**
**Communiqué No 2**

Thursday 22 <sup>nd</sup> March / Jeudi 22 Mars									
09:30			<i>Opening Ceremony</i>						
10:00 - 13:25	W	C2	3 km Individual Pursuit	Qualification	F	C2	3 km Poursuite Individuelle	Qualifications	0:28:00
	W	C3	3 km Individual Pursuit	Qualification	F	C3	3 km Poursuite Individuelle	Qualifications	0:21:00
	M	C1	3 km Individual Pursuit	Qualification	H	C1	3 km Poursuite Individuelle	Qualifications	0:49:00
	M	C2	3 km Individual Pursuit	Qualification	H	C2	3 km Poursuite Individuelle	Qualifications	0:56:00
	M	C3	3 km Individual Pursuit	Qualification	H	C3	3 km Poursuite Individuelle	Qualifications	0:49:00
15:00 - 20:15	W	C5	500 m Time Trial	Final	F	C5	500 m Contre-la-Montre	Finale	0:27:30
	W	C4	500 m Time Trial	Final	F	C4	500 m Contre-la-Montre	Finale	0:25:00
	M	C5	1 km Time Trial	Final	H	C5	1 km Contre-la-Montre	Finale	1:06:30
	M	C4	1 km Time Trial	Final	H	C4	1 km Contre-la-Montre	Finale	0:45:30
			<i>Award Ceremonies</i>						0:24:00
	W	C1	3 km Individual Pursuit	Final	F	C1	3 km Poursuite Individuelle	Finale	0:07:00
	W	C2	3 km Individual Pursuit	Final	F	C2	3 km Poursuite Individuelle	Finale	0:14:00
	W	C3	3 km Individual Pursuit	Final	F	C3	3 km Poursuite Individuelle	Finale	0:14:00
	M	C1	3 km Individual Pursuit	Final	H	C1	3 km Poursuite Individuelle	Finale	0:14:00
	M	C2	3 km Individual Pursuit	Final	H	C2	3 km Poursuite Individuelle	Finale	0:14:00
	M	C3	3 km Individual Pursuit	Final	H	C3	3 km Poursuite Individuelle	Finale	0:14:00
			<i>Award Ceremonies</i>						0:36:00
Friday 23 <sup>rd</sup> March / Vendredi 23 Mars									
10:00 - 13:25	W	B	3 km Individual Pursuit	Qualification	F	B	3 km Poursuite Individuelle	Qualifications	0:35:00
	M	B	4 km Individual Pursuit	Qualification	H	B	4 km Poursuite Individuelle	Qualifications	1:03:00
	W	C1	500 m Time Trial	Final	F	C1	500 m Contre-la-Montre	Finale	0:05:00
	W	C2	500 m Time Trial	Final	F	C2	500 m Contre-la-Montre	Finale	0:17:30
	W	C3	500 m Time Trial	Final	F	C3	500 m Contre-la-Montre	Finale	0:12:30
	M	C1	1 km Time Trial	Final	H	C1	1 km Contre-la-Montre	Finale	0:45:30
			<i>Award Ceremonies</i>						0:24:00
15:00 - 18:50	M	C2	1 km Time Trial	Final	H	C2	1 km Contre-la-Montre	Finale	0:52:30
	M	C3	1 km Time Trial	Final	H	C3	1 km Contre-la-Montre	Finale	0:56:00
	W	B	3 km Individual Pursuit	Final	F	B	3 km Poursuite Individuelle	Finale	0:14:00
	M	B	4 km Individual Pursuit	Final	H	B	4 km Poursuite Individuelle	Finale	0:14:00
			<i>Award Ceremonies</i>						0:24:00
	W	C1-2-3	10 km Scratch Race	Final	F	C1-2-3	10 km Scratch	Finale	0:15:00
	M	C1-2-3	10 km Scratch Race	Qualification (i.r.)	H	C1-2-3	10 km Scratch	Qualification (év.)	0:45:00
			<i>Award Ceremonies</i>						0:06:00
Saturday 24 <sup>th</sup> March / Samedi 24 Mars									
10:00 - 13:00	W	C4	3 km Individual Pursuit	Qualification	F	C4	3 km Poursuite Individuelle	Qualifications	0:35:00
	W	C5	3 km Individual Pursuit	Qualification	F	C5	3 km Poursuite Individuelle	Qualifications	0:42:00
	M	C4	4 km Individual Pursuit	Qualification	H	C4	4 km Poursuite Individuelle	Qualifications	0:42:00
	M	C5	4 km Individual Pursuit	Qualification	H	C5	4 km Poursuite Individuelle	Qualifications	0:56:00
15:00 - 19:05	W	C4	3 km Individual Pursuit	Final	F	C4	3 km Poursuite Individuelle	Finale	0:14:00
	W	C5	3 km Individual Pursuit	Final	F	C5	3 km Poursuite Individuelle	Finale	0:14:00
			<i>Award Ceremonies</i>						0:12:00
	M	C4	4 km Individual Pursuit	Final	H	C4	4 km Poursuite Individuelle	Finale	0:14:00
	M	C5	4 km Individual Pursuit	Final	H	C5	4 km Poursuite Individuelle	Finale	0:14:00
	W	B	1 km Time Trial	Final	F	B	1 km Contre-la-Montre	Finale	0:42:00
	M	B	1 km Time Trial	Final	H	B	1 km Contre-la-Montre	Finale	1:27:30
			<i>Award Ceremonies</i>						0:24:00
	W	C4-5	10 km Scratch Race	Final	F	C4-5	10 km Scratch	Finale	0:15:00
			<i>Award Ceremonies</i>						0:06:00
Sunday 25 <sup>th</sup> March / Dimanche 25 Mars									
10:00 - 14:40	W	B	200 m Sprint	Qualification	F	B	200 m Vitesse	Qualifications	0:20:00
	M	B	200 m Sprint	Qualification	H	B	200 m Vitesse	Qualifications	0:47:30
	M/W	C1-5	750 m Team Sprint	Qualification	H/F	C1-5	750 m Vitesse par Équipe	Qualifications	0:56:00
	W	B	200 m Sprint	1/4 Final 1 <sup>st</sup> heat	F	B	200 m Vitesse	1/4 Finale 1 <sup>ère</sup> Manche	0:20:00
	M	B	200 m Sprint	1/4 Final 1 <sup>st</sup> heat	H	B	200 m Vitesse	1/4 Finale 1 <sup>ère</sup> Manche	0:20:00
	W	B	200 m Sprint	1/4 Final 2 <sup>nd</sup> heat	F	B	200 m Vitesse	1/4 Finale 2 <sup>ème</sup> Manche	0:20:00
	M	B	200 m Sprint	1/4 Final 2 <sup>nd</sup> heat	H	B	200 m Vitesse	1/4 Finale 2 <sup>ème</sup> Manche	0:20:00
	W	B	200 m Sprint	1/4 Final 3 <sup>rd</sup> heat (i.r.)	F	B	200 m Vitesse	1/4 Finale 3 <sup>ème</sup> Manche (év.)	0:10:00
	M	B	200 m Sprint	1/4 Final 3 <sup>rd</sup> heat (i.r.)	H	B	200 m Vitesse	1/4 Finale 3 <sup>ème</sup> Manche (év.)	0:10:00
	M	C1-3	15 km Scratch Race	Final	H	C1-3	15 km Scratch	Finale	0:22:00
	M	C4-5	15 km Scratch Race	Final	H	C4-5	15 km Scratch	Finale	0:20:00
			<i>Award Ceremonies</i>						0:12:00
16:00 - 18:50	W	B	200 m Sprint	1/2 Final 1 <sup>st</sup> heat	F	B	200 m Vitesse	1/2 Finale 1 <sup>ère</sup> Manche	0:10:00
	M	B	200 m Sprint	1/2 Final 1 <sup>st</sup> heat	H	B	200 m Vitesse	1/2 Finale 1 <sup>ère</sup> Manche	0:10:00
	M/W	C1-5	750 m Team Sprint	Final	H/F	C1-5	750 m Vitesse par Équipe	Finale	0:10:00
	W	B	200 m Sprint	1/2 Final 2 <sup>nd</sup> heat	F	B	200 m Vitesse	1/2 Finale 2 <sup>ème</sup> Manche	0:10:00
	M	B	200 m Sprint	1/2 Final 2 <sup>nd</sup> heat	H	B	200 m Vitesse	1/2 Finale 2 <sup>ème</sup> Manche	0:10:00
	W	B	200 m Sprint	7 <sup>th</sup> - 8 <sup>th</sup> Place	F	B	200 m Vitesse	7 <sup>ème</sup> - 8 <sup>ème</sup> Places	0:05:00
	W	B	200 m Sprint	5 <sup>th</sup> - 6 <sup>th</sup> Place	F	B	200 m Vitesse	5 <sup>ème</sup> - 6 <sup>ème</sup> Places	0:05:00
	W	B	200 m Sprint	1/2 Final 3 <sup>rd</sup> heat (i.r.)	F	B	200 m Vitesse	1/2 Finale 3 <sup>ème</sup> Manche (év.)	0:10:00
	M	B	200 m Sprint	1/2 Final 3 <sup>rd</sup> heat (i.r.)	H	B	200 m Vitesse	1/2 Finale 3 <sup>ème</sup> Manche (év.)	0:10:00
	M	B	200 m Sprint	7 <sup>th</sup> - 8 <sup>th</sup> Place	H	B	200 m Vitesse	7 <sup>ème</sup> - 8 <sup>ème</sup> Places	0:05:00
	M	B	200 m Sprint	5 <sup>th</sup> - 6 <sup>th</sup> Place	H	B	200 m Vitesse	5 <sup>ème</sup> - 6 <sup>ème</sup> Places	0:05:00
	W	B	200 m Sprint	Final 1 <sup>st</sup> heat	F	B	200 m Vitesse	Finale 1 <sup>ère</sup> Manche	0:10:00
	M	B	200 m Sprint	Final 1 <sup>st</sup> heat	H	B	200 m Vitesse	Finale 1 <sup>ère</sup> Manche	0:10:00
			<i>Award Ceremonies</i>						0:06:00
	W	B	200 m Sprint	Final 2 <sup>nd</sup> heat	F	B	200 m Vitesse	Finale 2 <sup>ème</sup> Manche	0:10:00
	M	B	200 m Sprint	Final 2 <sup>nd</sup> heat	H	B	200 m Vitesse	Finale 2 <sup>ème</sup> Manche	0:10:00
	W	B	200 m Sprint	Final 3 <sup>rd</sup> heat (i.r.)	F	B	200 m Vitesse	Finale 3 <sup>ème</sup> Manche (év.)	0:10:00
	M	B	200 m Sprint	Final 3 <sup>rd</sup> heat (i.r.)	H	B	200 m Vitesse	Finale 3 <sup>ème</sup> Manche (év.)	0:10:00
			<i>Award Ceremonies</i>						0:12:00

## Technical Information

### General

- The confirmation of riders is final as of today at 12:00 p.m. Nevertheless, changes may be submitted to the Race Secretary until 15h00 the day before the event takes place.
- Replacements for Team Sprint may be made, given to the secretary, up to 30 minutes before the start of the competition.
- Only riders who are competing in the upcoming session may use the track during the pre-session warm up time.
- **The use of the deryn and the use of starting blocks during the warm-up is not permitted.** Standing starts are permitted only under the following circumstances;
  - one rider at a time
  - on the home straight in the sprinter's lane and
  - only with the assistance of someone waving a flag at the exit of the bend.
- Riders **may not ride road bikes on the track or safety zone** at any time.
- Riders must wear an approved rigid safety helmet, properly fastened, at all times when riding on the track surface and safety zone.
- The use of shoe covers are prohibited during events on a covered track (article 1.3.033).
- Riders may not wear headphones attached to devices such as radios, music players, telephone, etc., while riding on the track.
- Riders may not carry any object on them or on their bicycles that could drop onto the track.
- Any electronic device with a display must not be visible to the rider.
- Riders shall ensure that their body number(s) is visible and legible at all times. The body number shall be fastened securely and may not be folded or altered.
  - Two numbers are required for the Scratch, Sprint (Qualifications and Competition). These numbers shall be placed low and **on either side of the back, visible to the infield and to the spectators.**
  - When a single number is worn, this shall be placed low down in the center of the back.
- Riders wearing the same team clothing in the same race shall wear some item to clearly distinguish between them.

### Bike Check

Teams are required to present bikes in a timely manner prior to each event.

Teams/riders are reminded that Regulation 1.3.018 does not permit the use of a front disc wheel, except in events against the clock. i.e. Pursuit, Time Trial, Sprint Qualifying, Team Sprint.

### Official Ceremony

Riders shall appear in racing attire, wearing their national jerseys but bare-headed and without headband or glasses, until they leave the official ceremony enclosure.

### Pursuit

- **Qualifications:** 3.2.056 During the qualifying rounds, if a rider is caught, he/she must finish the distance to have a time recorded. **Riders who are passed may not take pace from their opponent, nor pass them, on pain of disqualification.** During the qualifying rounds, riders of the WC1 and MC1 classes shall be alone on the track.
- **Finals:** 3.2.075: In the event of a mishap in first half lap the race shall be stopped and restarted. After the first half lap no mishap will be taken into consideration. The rider that suffers a mishap shall be considered to be beaten.

### Team Sprint

- The riders of each team shall start side by side with a lateral distance between each rider of 1.5 metres.
- Teams/riders are reminded of the regulation regarding the changeover procedure at the completion of each lap. UCI regulation 3.2.153 10 (**modified 10/16**)
  - At the completion of their lap, the leading edge of the leading rider's front wheel must cross the pursuit line ahead of the leading edge of the front wheel of the following rider. Thereafter, the leading rider must draw aside immediately and ride above the sprinter's line no later than within 15 meters after the pursuit line
- Pushing between members of the same team is strictly forbidden.
- If any of the requirements above is not met, the team shall be relegated to the last place in the stage of the competition.

### Scratch Race

- Distances: Men 15km, Women 10km.
- Field Size: 24 (maximum)
- The race shall be run according to UCI Scratch Race regulations and the following points:
- For the Women, there will be 1 event, with C1-C5 riding together but with two podiums, C1-C3 and C4-C5.
- For the Men, there will be 2 events. Athletes from classes C1, C2, C3, shall race together. Athletes from classes C4 and C5 shall race together.
- The events will be conducted as finals, unless more than 24 riders are entered.
  - If qualification heats are required, the following will apply:
    - Each class will have its own qualification heat with the number of riders in each class advancing per the communique for a maximum of 24 riders total. Each qualification heat will eliminate a minimum of 3 riders.
- All riders will be permitted to have a holder at the start.

### BVI Sprint Competition:

- The flying 200 m qualifying shall be conducted over 6 laps, starting from the front straight.
- Sprints shall be conducted over a distance of 6 laps.
- The top 8 riders will advance to the quarter finals.

### Results

- Live results and start lists will be available at [www.veloresults.com](http://www.veloresults.com) and on the UCI website
- Start lists, Results and Communiqués will be sent to the mailing list. If you are not registered, you need to send an e-mail to [info@rsstiming.com](mailto:info@rsstiming.com) and request to be add to the list.



## CONTROLES ANTIDOPAGE

### I. INFORMATION

- Un certain nombre de contrôle seront effectués selon le Règlement Antidopage de l'UCI 2015 et les procédures et instructions de la CADF.
- Les coureurs sélectionnés pour les contrôles antidopage seront identifiés sur une liste par leur numéro de dossard ou par leur place dans le classement. Le cas échéant, la liste sera affichée à la ligne d'arrivée et à l'entrée du poste de contrôle du dopage immédiatement après la course.
- Les coureurs sélectionnés pour un contrôle seront avisés par une escorte (chaperon) ; les coureurs ainsi sélectionnés doivent demeurer constamment en contact visuel avec l'escorte du moment de leur notification jusqu'à la fin de la procédure de prélèvement d'échantillon. Le personnel d'encadrement du coureur ne doit pas empêcher l'escorte d'observer le coureur de manière ininterrompue. Si aucune escorte n'est présente, le coureur se rendra immédiatement au poste de contrôle du dopage. L'absence d'une escorte n'excuse pas le coureur de ne pas se présenter à temps au poste de contrôle du dopage. Si la remise du Prix a lieu immédiatement après la manifestation, le coureur ayant besoin d'aller à la cérémonie de remise sera escorté d'abord à la zone de remise des prix, puis à la conférence de presse et enfin au poste de contrôle du dopage.
- Chaque coureur qui doit être contrôlé, doit se présenter au local antidopage dès que possible et au plus tard dans les 30 (trente) minutes après avoir fini sa course. Si un coureur prend part à une cérémonie officielle ou participe à une conférence de presse, le délai est de 30 (trente) minutes à partir de la fin de la cérémonie ou du moment que sa présence n'est plus requise à la conférence de presse, selon lequel de ces deux événements est le dernier. Les coureurs qui ont abandonné se présenteront immédiatement au poste de contrôle du dopage.
- Les coureurs doivent se présenter avec leur licence ; dans la situation où la licence émise par leur fédération nationale ne comporte pas de photographie, un document officiel avec photo devra être présenté en plus de la licence. Le coureur peut être accompagné d'une personne de son choix et d'un interprète.
- Même s'il y a des chaperons présents, **IL INCOMBE AUX COUREURS DE VERIFIER S'ILS ONT ETE SELECTIONNES POUR LES CONTROLES ANTIDOPAGE.** Selon le règlement antidopage de l'UCI, un cas de non-présentation, une infraction au Règlement Antidopage sera constatée et le coureur pourra être sanctionné conformément à ce règlement.
- Tout changement de localisation des coureurs (adresse, numéro de téléphone/fax de l'hôtel) doit être communiqué sans délai à l'UCI ; si ce changement survient à la dernière minute, celui-ci doit être communiqué aux agents de contrôle du dopage de la CADF (coordonnées ci-dessous).

Carol SIQUEIRA (BRA)  
Agent de contrôle du dopage CADF  
Mobile : +55 11 9 6595 9151

Juan ARINO (ARG)  
Agent de contrôle du dopage CADF  
Mobile : +54 9223381893

**ANTIDOPING CONTROLS****I. INFORMATION**





























- *A certain amount of controls will be conducted under the 2015 Anti-Doping Rules of the UCI and CADF procedures and instructions.*
- *Riders selected for anti-doping can be identified on a list by their race number or their ranking. If applicable, the list will be posted at the finish line and at the entrance of the doping control station immediately after the race.*
- *The riders selected for the controls will be notified by a chaperon; the notified rider shall remain within sight of the chaperon at all times from the moment of in-person notification until the completion of the sample collection procedure. Team officials should not prevent the chaperon to continuously observe the rider. Should no chaperone be present, the rider shall proceed immediately to the doping control station. The absence of a chaperone shall not excuse the rider for not reporting in time to the doping control station. If the award ceremony takes place immediately after the event, a rider needing to go to the award ceremony will be escorted first to the award ceremony area, then to the press conference and finally to the doping control station.*
- *Each rider to be tested must present himself at the doping control station as soon as possible and at the latest within 30 (thirty) minutes of finishing the race. If a rider takes part in an official ceremony or attends a press conference, the deadline shall be 30 (thirty) minutes of the end of the ceremony or of the moment that his presence is no longer required at the press conference, whichever is the latest. Riders that have abandoned the race shall proceed immediately to the doping control station.*
- *Riders must report to the doping control station with their current license; but if it has no photograph, another I.D. with a photo must be presented. Riders may be accompanied by a person of his choice and an interpreter.*
- *Even if there are chaperons present, ultimately **IT IS THE RIDERS' RESPONSIBILITY TO CHECK IF THEY HAVE BEEN SELECTED FOR ANTI-DOPING CONTROLS.** If the rider does not attend the test, a violation of the UCI Anti-Doping Rules will be noticed and the rider could be sanctioned in accordance with these rules.*
- *Any changes related to the localization of the riders participating in the race (hotel name, address and telephone/fax numbers) must be communicated to the UCI as soon as possible; if these changes occur at the last minute, the communication has to be made to one of the CADF Doping Control Officer (phone number below).*

Carol SIQUEIRA (BRA)  
CADF Doping Control Officer  
Mobile : +55 11 9 6595 9151

Juan ARINO (ARG)  
CADF Doping Control Officer  
Mobile : +54 9223381893


**NATIONS LIST / LISTE DES NATIONS**  
As of 2018-03-21

Communiqué nr. 5

Code	Country Name	Nom du pays	Women	Men	Total
 ARG	Argentina	Argentine	2	4	6
 AUS	Australia	Australie	5	8	13
 BEL	Belgium	Belgique	1	4	5
 BRA	Brazil	Brésil	2	7	9
 CAN	Canada	Canada	2	2	4
 CHN	China	Chine	7	5	12
 COL	Colombia	Colombie	2	5	7
 CZE	Czech Republic	République Tchèque	0	1	1
 ESP	Spain	Espagne	0	8	8
 EST	Estonia	Estonie	1	0	1
 FRA	France	France	1	4	5
 GBR	Great Britain	Grande-Bretagne	5	11	16
 GER	Germany	Allemagne	1	3	4
 GHA	Ghana	Ghana	0	1	1
 HUN	Hungary	Hongrie	0	1	1
 IRL	Ireland	Irlande	1	4	5
 ITA	Italy	Italie	0	3	3
 JPN	Japan	Japon	2	3	5
 MAS	Malaysia	Malaisie	1	6	7
 NED	Netherlands	Pays-Bas	2	4	6
 NZL	New Zealand	Nouvelle-Zélande	6	1	7
 POL	Poland	Pologne	0	1	1
 ROU	Romania	Roumanie	0	1	1
 RUS	Russia	Russie	3	7	10
 SVK	Slovakia	Slovaquie	0	1	1
 SWE	Sweden	Suède	0	1	1
 UKR	Ukraine	Ukraine	0	1	1
 USA	USA	Etats-Unis	4	10	14
			<b>48</b>	<b>107</b>	<b>155</b>

Number of Nations/ Nombre de nations : 28


**OFFICIAL ENTRY LIST**  
As of 2018-03-21

**Communiqué nr. 6**

Bib	UCI	DOB	Name	Class	NOC	Pilot	DOB	TT	IP	SR	SP	TS
<b>MB</b>												
Total Entries : 25												
1		12-02-1979	GOMEZ, Maximiliano	MB	ARGENTINA	TOLOZA Sebastian	16-11-1988	X	X			X
2		20-10-1978	VILLALBA, Raul	MB	ARGENTINA	ROMERO Ezequiel	24-02-1977	X	X			X
3		31-12-1990	HENDERSON, Brad	MB	AUSTRALIA	CLARKE Thomas	06-04-1995	X				X
4		02-08-1992	MURPHY, Kieran	MB	AUSTRALIA	GLASSPOOL Lachlan	18-11-1993	X	X			
5		16-08-1978	LEMOS ANDRADE, Marcelo	MB	BRAZIL	NOVELLO Marcos Christian	06-02-1976	X	X			X
6		21-09-1986	SERNA MORENO, Nelson Javier	MB	COLOMBIA	PEREZ ARANGO Marlon Alirio	10-01-1976	X	X			
7		19-01-1979	AVILA RODRIGUEZ, Ignacio	MB	SPAIN	FONT BERTOLI Joan	31-08-1982	X	X			X
8		03-05-1983	BELLIDO GUERRERO, Adolfo	MB	SPAIN	MARTIN INFANTE Noel	20-11-1989	X	X			X
9		17-09-1989	BEAUGILLET, Raphael	MB	FRANCE	DUJARRIER Yann	28-12-1976	X				X
10		24-06-1991	BALL, James	MB	GREAT BRITAIN	MITCHELL Peter	12-01-1990	X				X
11		24-08-1977	BATE, Stephen	MB	GREAT BRITAIN	DUGGLEBY Adam	16-10-1984	X	X			
12		12-03-1984	FACHIE, Neil	MB	GREAT BRITAIN	ROTHERHAM Matthew	07-12-1994	X				X
13		19-08-1991	KRUSE, Kai-Kristian	MB	GERMANY	NIMKE Stefan	03-01-1978	X	X			X
14		30-12-1984	ASSOR, Frederick	MB	GHANA	MENSAH Rudolf	13-11-1978	X	X			X
15		18-03-1985	GORDON, Martin	MB	IRELAND	BYRNE Eamonn	13-03-1984	X				X
16		29-04-1990	RYAN, Peter	MB	IRELAND	HAHESSY Sean	03-06-1995	X	X			X
17		23-11-1996	KIMURA, Kazuhei	MB	JAPAN	TERUI Takunari	08-01-1996	X	X			X
18	3	11-02-1998	MOHD ALI, Muhammad Khairul Nizam	MB	MALAYSIA	MOHD ZONIS Muhammad Firdaus	09-03-1996	X	X			X
19	2	22-03-1996	RIZAN, Muhammad Afiq Afify	MB	MALAYSIA	RASOL Muhammad Khairul Adha	10-05-1995	X				X
20		06-10-1997	BANGMA, Tristan	MB	NETHERLANDS	BOS Patrick	20-08-1987	X	X			X
21		25-11-1982	POLAK, Marcin	MB	POLAND	LADOSZ Michal	09-02-1984	X	X			
22		10-12-1983	KLENOV, Vitalii	MB	RUSSIA	BALUNOV Nikita	29-10-1992	X				X
23		08-02-1995	RYADOVOY, Sergey	MB	RUSSIA	NICHIPURENKO Pavel	30-10-1998	X	X			
24		03-07-1969	GUSTAFSSON, Jorgen	MB	SWEDEN	STREIJFFERT Marcus	21-05-1989	X	X			X
25		25-04-1979	TRIPLETT, Chester	MB	USA	PEDONE Stephen	21-09-1991	X				
<b>MC1</b>												
Total Entries : 13												
31		03-01-1979	LOPEZ, Rodrigo Fernando	MC1	ARGENTINA			X	X			X
32		23-02-1997	THOMPSON, Darcy	MC1	AUSTRALIA			X	X			
33		31-12-1994	GOMES SOARES, Carlos Alberto	MC1	BRAZIL			X	X			X
34		10-12-1981	WILSON, Ross	MC1	CANADA			X	X	X		
35		12-08-1988	LI, Zhanguyu	MC1	CHINA			X	X			X
36		15-03-1997	PEREA ARANGO, Alejandro	MC1	COLOMBIA			X	X	X		X
37		11-08-1975	TEN ARGILES, Ricardo	MC1	SPAIN			X	X	X		
38		23-05-1968	WINKLER, Erich	MC1	GERMANY			X	X	X		
39		10-01-1970	MASINI, Giancarlo	MC1	ITALY			X	X	X		X
40	1	30-09-1997	SHAHARUDDIN, Mohamad Yusof	MC1	MALAYSIA			X	X			X
41		09-07-1989	NIJHUIS, Arnoud	MC1	NETHERLANDS			X	X	X		X
42		17-03-1961	KEY, Todd	MC1	USA			X	X			
43		23-05-1982	LISTER, William	MC1	USA			X	X	X		
<b>MC2</b>												
Total Entries : 16												
51		03-04-1998	ALLAN, Gordon	MC2	AUSTRALIA			X				X
52		23-12-1984	HICKS, Darren	MC2	AUSTRALIA				X	X		
53		15-07-1984	VROMANT, Ewoud	MC2	BELGIUM			X	X	X		S
54		16-10-1981	DE OLIVEIRA HERLING, Victor Luise	MC2	BRAZIL			X	X			X
55		22-05-1975	CHERNOVE, Tristen	MC2	CANADA			X	X	X		
56		25-05-1984	LIANG, Guihua	MC2	CHINA			X	X			
57		14-11-1992	MARULANDA GRISALES, Wilmar	MC2	COLOMBIA			X	X	X		
58		05-03-1994	ROMERO RAMIREZ, Cristian David	MC2	COLOMBIA			X	X	X		
59		10-07-1993	KOBLASA, Ivo	MC2	CZECH REPUBLIC			X	X	X		
60		26-07-1983	ECKHARD TIO, Maurice Far	MC2	SPAIN			X	X			
61		25-08-1984	LACROIX, Francois	MC2	FRANCE			X	X	X		X
62		21-07-1997	ROLFE, Louis	MC2	GREAT BRITAIN			X	X			X
63		16-12-1970	LYNCH, Colin	MC2	IRELAND			X	X	X		
64	1	19-08-1996	KAWAMOTO, Shota	MC2	JAPAN			X	X	X		
65		17-11-1982	GILMUTDINOV, Arslan	MC2	RUSSIA			X	X	X		
66		11-12-1978	CULP, Sean	MC2	USA			X	X	X		
<b>MC3</b>												
Total Entries : 17												
81		01-12-1991	NICHOLAS, David	MC3	AUSTRALIA			X	X	X		
82		15-04-1980	BOSMANS, Kris	MC3	BELGIUM			X		X		X

Legend : UCI : UCI Ranking as on March 20, 2018



## OFFICIAL ENTRY LIST As of 2018-03-21

Communiqué nr. 6

Bib	UCI	DOB	Name	Class	NOC	Pilot	DOB	TT	IP	SR	SP	TS
83		26-12-1985	SCHELFHOUT, Diederick	MC3	BELGIUM			X	X	X		X
84		01-12-1978	SCIARRA LUCATO, Fabio	MC3	BRAZIL			X	X	X		
85		15-05-1967	GRANADOS ALKORTA, Amador	MC3	SPAIN			X				X
86		04-08-1989	SANTAS ASENSIO, Eduardo	MC3	SPAIN			X	X	X		X
87		11-06-1989	WATSON, Benjamin	MC3	GREAT BRITAIN			X	X	X		
88		28-03-1982	SCHINDLER, Matthias	MC3	GERMANY			X	X	X		
89		16-12-1993	ANOBILE, Fabio	MC3	ITALY			X	X	X		X
90		17-01-1985	FUJITA, Masaki	MC3	JAPAN			X	X			
91		04-10-2000	AMIZAZAHAN, Muhammad Adi Raimie	MC3	MALAYSIA			X	X	X		
92		10-02-1995	BOERSMA, Stijn	MC3	NETHERLANDS			X	X	X		X
93		19-07-1988	BATUKOV, Sergei	MC3	RUSSIA			X				X
94		22-04-1976	OBYDENNOV, Alexsey	MC3	RUSSIA			X	X			X
95		01-07-1982	USTINOV, Sergey	MC3	RUSSIA				X	X		
96		12-11-1968	BERENYI, Joseph	MC3	USA			X	X	X		X
97		04-08-1976	KIMBALL, Jason	MC3	USA			X	X			X

### MC4

Total Entries : 14

101		15-06-1987	VICENTE, Juan	MC4	ARGENTINA			X	X	X		X
102		23-02-1989	BRIDGWOOD, Kyle	MC4	AUSTRALIA			X	X	X		X
103		14-01-1990	WEI, Guoping	MC4	CHINA			X				X
104		17-05-1990	DUEÑAS GOMEZ, Diego German	MC4	COLOMBIA			X	X	X		X
105		09-04-1976	CALMON, David	MC4	FRANCE			X	X	X		X
106		14-10-1978	CUNDY, Jody	MC4	GREAT BRITAIN			X	X	X		X
107		20-08-1986	VAN GASS, Jaco	MC4	GREAT BRITAIN				X	X		
108		24-12-1988	GRIMES, Ronan	MC4	IRELAND			X	X	X		
109	2	05-03-1987	TURANO, Mohd Najib	MC4	MALAYSIA			X	X			X
110		28-07-1976	NOVAK, Carol-Eduard	MC4	ROMANIA			X	X	X		
111		03-10-1989	NAGNIBEDOV, Nikita	MC4	RUSSIA			X		X		X
112		08-09-1986	METELKA, Jozef	MC4	SLOVAKIA			X	X	X		
113		24-07-2000	WATERS, Jacob	MC4	USA			X	X			
114		21-08-1977	WIDHALM, Justin	MC4	USA			X	X			

### MC5

Total Entries : 22

131		03-03-1995	DONOHUE, Alistair	MC5	AUSTRALIA			X	X	X		X
132		31-07-1991	VERSCHAEREN, Niels	MC5	BELGIUM			X				X
133		25-06-1987	CHAMAN, Lauro Cesar	MC5	BRAZIL			X	X	X		X
134		14-09-1973	GOHR, Soelito	MC5	BRAZIL				X	X		S
135		26-10-1981	MINEIRO SANTOS, Johnatan	MC5	BRAZIL			X				S
136		07-11-1992	LAI, Shanzhang	MC5	CHINA			X				X
137		08-06-1995	TAN, Zeqiang	MC5	CHINA			X	X			S
138		19-09-1993	CABELLO LLAMAS, Alfonso	MC5	SPAIN			X				X
139		09-04-1977	JARAMILLO GALLARDO, Pablo	MC5	SPAIN			X		X		
140		02-05-1998	FOULON, Dorian	MC5	FRANCE			X	X	X		X
141		04-12-1978	BJERGFELT, William	MC5	GREAT BRITAIN				X			
142		06-02-1986	BUTTERWORTH, Jon-Allan	MC5	GREAT BRITAIN			X				X
143		03-09-1978	GILDEA, Jonathan	MC5	GREAT BRITAIN				X	X		
144		18-12-1988	HUNT, Blaine	MC5	GREAT BRITAIN			X	X			S
145		23-03-1998	WERMESER, Zsombor	MC5	HUNGARY			X	X	X		
146		08-01-1984	TARLAO, Andrea	MC5	ITALY			X	X	X		X
147	1	26-07-1990	AHMAD TARMIZI, Zuhairi	MC5	MALAYSIA			X	X			X
148		11-02-1985	ABRAHAM GEBRU, Daniel	MC5	NETHERLANDS			X	X	X		X
149		31-05-1986	BLINCOE, Nick	MC5	NEW ZEALAND			X	X			
150		12-03-1987	DEMENTYEV, Yehor	MC5	UKRAINE			X	X	X		
151		16-09-1982	GIBB, Nicholas	MC5	USA			X	X	X		
152		20-09-1984	MURPHY, Christopher	MC5	USA			X	X	X		X

### WB

Total Entries : 12

161		23-10-1988	SANCHEZ, Maria	WB	ARGENTINA	BARROSO Micaela Belen	11-02-1997	X	X			
162		14-03-1986	GALLAGHER, Jessica	WB	AUSTRALIA	JANSSEN Madison	13-11-1994	X				X
163		12-06-1978	HOET, Griet	WB	BELGIUM	MONSIEUR Anneleen	26-01-1978	X	X			X
164		07-08-1986	GONCALVES FANHANI, Marcia	WB	BRAZIL	BENATO Taise Maiara	30-03-1992	X	X			X
165		04-09-1988	FACHIE, Lora	WB	GREAT BRITAIN	HALL Corrine	20-02-1991	X	X			
166		09-02-1996	THORNHILL, Sophie	WB	GREAT BRITAIN	SCOTT Helen	25-07-1990	X				X
167		26-11-1981	DUNLEVY, Katie-George	WB	IRELAND	MCCRISTAL Eve	28-07-1978	X	X			X

Legend : UCI : UCI Ranking as on March 20, 2018


**OFFICIAL ENTRY LIST**  
As of 2018-03-21

**Communiqué nr. 6**

Bib	UCI	DOB	Name	Class	NOC	Pilot	DOB	TT	IP	SR	SP	TS
168	1	14-04-1998	MOHD ZAIS, Nur Azlia Syafinaz	WB	MALAYSIA	J. SAM Noraidillina Adilla	10-03-1995	X	X			X
169		25-08-1988	CAMERON, Amanda	WB	NEW ZEALAND	VAN KAMPEN Hannah	05-08-1993	X	X			
170		02-07-1984	PASCOE, Hannah	WB	NEW ZEALAND	WOLLASTON Nina	05-08-1996	X	X			X
171		19-01-1989	TSAKHILOVA, Evgeniya	WB	RUSSIA	NIKISHINA Olga	20-08-1996	X	X			
172		12-03-1993	SOLOMATINA, Mariia	WB	RUSSIA	PERFILOVA Irina	31-12-1996	X				X
<b>WC1</b>		Total Entries : 2										
181		02-07-1991	LI, Jieli	WC1	CHINA			X	X			
182		28-01-1993	TOFT, Katie	WC1	GREAT BRITAIN			X	X	X		
<b>WC2</b>		Total Entries : 7										
191		12-11-1996	REID, Amanda	WC2	AUSTRALIA			X	X	X		S
192		29-10-1980	SONG, Zhenling	WC2	CHINA			X	X			
193		03-01-1988	ZENG, Sini	WC2	CHINA			X	X			
194		18-07-1995	MUNEVAR FLOREZ, Daniela Carolina	WC2	COLOMBIA			X	X	X		
195		31-10-1994	FUJII, Miho	WC2	JAPAN			X	X			
196		28-03-1989	NORBRUIS, Alyda	WC2	NETHERLANDS			X	X	X		S
197		01-11-1989	ELLINGTON, Sarah	WC2	NEW ZEALAND			X	X			X
<b>WC3</b>		Total Entries : 5										
201		04-01-1994	KENNEDY, Simone	WC3	AUSTRALIA			X	X			
202		26-03-1985	GIGLIA, Megan	WC3	GREAT BRITAIN			X	X			
203		09-11-1985	SCHINDLER, Denise	WC3	GERMANY			X	X	X		
204	1	26-12-1970	NOGUCHI, Keiko	WC3	JAPAN			X	X			
205		04-05-1976	WHITMORE, Jamie	WC3	USA			X	X	X		
<b>WC4</b>		Total Entries : 11										
211		05-10-1989	LEMON, Meg	WC4	AUSTRALIA			X	X	X		
212		24-04-1980	PETRICOLA, Emily	WC4	AUSTRALIA			X	X			
213		02-10-1983	MOLNAR, Marie-Claude	WC4	CANADA			X	X	X		
214		18-07-1994	SHAW, Keely	WC4	CANADA			X	X			
215		26-07-1998	LI, Xueke	WC4	CHINA			X	X			
216		19-12-1984	RUAN, Jianping	WC4	CHINA			X	X			
217		09-10-1986	ALENCON, Katell	WC4	FRANCE			X	X			S
218		09-06-1975	HORAN, Katherine	WC4	NEW ZEALAND			X		X		
219		24-12-1998	HOWARTH, Nikita	WC4	NEW ZEALAND					X		X
220		06-09-1978	GALKINA, Elena	WC4	RUSSIA			X	X	X		
221		29-03-1976	MORELLI, Shawn	WC4	USA			X	X			X
<b>WC5</b>		Total Entries : 11										
231		26-07-1986	DELGADO, Mariela Analia	WC5	ARGENTINA			X	X	X		X
232		23-05-1973	ALVES BUENO, Telma Aparecida	WC5	BRAZIL			X	X	X		
233		20-06-1996	CHANG, Lulu	WC5	CHINA			X	X			
234		19-12-1985	ZHOU, Jufang	WC5	CHINA			X	X			
235		25-03-1992	OSSA VELOZA, Paula Andrea	WC5	COLOMBIA			X	X	X		X
236		21-10-1979	JUUL, Mari-Liis	WC5	ESTONIA			X	X	X		
237		13-09-1985	LANE-WRIGHT, Crystal	WC5	GREAT BRITAIN			X	X	X		
238		04-09-1997	GROOT, Caroline	WC5	NETHERLANDS			X	X	X		S
239		13-10-1992	MURRAY, Nicole	WC5	NEW ZEALAND			X	X	X		X
240		18-02-1987	BOSCO, Samantha	WC5	USA			X	X	X		X
241		08-07-1976	SCHUBLE, Jennifer	WC5	USA			X	X	X		X

**ENTRIES PARA : 155**
**ENTRIES PILOT: 37**
**TOTAL: 192**

Legend : UCI : UCI Ranking as on March 20, 2018

2018-03-21 - 12:55:54

[www.uci.ch](http://www.uci.ch)

Page 3

Timing by : Sports Timing Software - Results by : Sports Timing Software



22-25 March 2018

Communiqué n°7

## FINAL CLASSIFICATION COMMUNIQUÉ

### Final classification results

Country	Last Name	First Name	UCI ID	Entry Sport Class	Entry Status	Current Sport Class	Current sport class status	Class Following first appearance	Status	Outcome following Protest
NZL	MURRAY	Nicole	10015087019	C5	New	C5	Confirm			
BRA	ALVES BUENO	Telma Aparecida	10072047843	C5	New	C5	OA	C5	RFD 2019	
NZL	BLINCOE	Nick	10015086918	C4	New	C5	OA	C5	RFD 2019	C4 RFD 2019
BRA	GOMES SOARES	Carlos Alberto	10071941850	C1	New	C1	OA	C1	RFD 2019	
NZL	HOWARTH	Nikita	10071513232	C4	New	C4	Confirm			
BRA	SCIARRA LUCATO	Fabio	10072031473	C3	New	C3	OA	C3	RFD 2019	
NZL	ELLINGTON	Sarah	10057032041	C3	Review 2018	C2	OA	C2	RFD 2019	
JPN	NOGUCHI	Keiko	10021185487	C3	Review 2018	C3	OA	C2	RFD 2019	
NED	GROOT	Caroline	10062251247	C5	Review 2018	C5	OA	C5	confirm	
AUS	ALLAN	Gordon	10060628115	C2	New	C2	OA	C2	RFD 2019	
AUS	PETRICOLA	Emily	10060627610	C4	New	C4	OA	C4	RFD 2019	
USA	WATERS	Jacob	10062989154	C4	New	C4	OA	C4	Confirm	#
AUS	LEMON	Meg	10051734528	C4	Review 2018	C4	OA	C4	Confirm	
USA	GIBB	Nicholas	10011117695	C5	Review 2017	C5	OA	C5	Confirm	
HUN	WERMESER	Zsombor	10023658684	C5	Review 2018	C5	OA	C5	Confirm	
MAS	AHMAD TARMIZI	Zuhairi	10009797889	C5	Review	C5	OA	C5	Confirm	
MAS	SHAHARUDDIN	Mohamad Yusof Hafizi	10058783596	C1	Review 2018	C1	OA	C1	Confirm	
MAS	AMIZAZAHAN	Muhammad Adi Raimie	10049933055	C2	Review 2018	C3	OA	C3	RFD 2019	

24.03.2018 - 20:36

[www.uci.ch](http://www.uci.ch)

Page 1/2

OFFICIAL SUPPLIER



INSTITUTIONAL PARTNERS



22-25 March 2018

Communiqué n°7

Country	Last Name	First Name	UCI ID	Entry Sport Class	Entry Status	Current Sport Class	Current sport class status	Class Following first appearance	Status	Outcome following Protest
CHN	CHANG	Lulu	10076269565	C5	New	C5	OA	C5	confirm	
ARG	VICENTE	Juan	10060933663	C4	New	C4	OA	C4	Confirm	
CHN	LAI	Shanzhang	10076269767	C5	New	C5	Confirm			
CAN	SHAW	Keely	10073824155	C3	New	C4	OA	C4	RFD 2019	
CHN	TAN	Zeqiang	10076271282	C	New	C5	confirm			
GBR	WATSON	Benjamin	10061158177	C3	Review 2018	C3	OA	C3	Confirm	
CHN	LI	Xueke	10076270676	C4	New	C4	OA	C4	RFD 2019	
GBR	HUNT	Blaine	10050564767	C5	Review 2018	C5	OA	C5	Confirm	
COL	OSSA VELOZA	Paula Andrea	10059070657	C5	Review 2018	C5	OA	C5	Confirm	
COL	PEREA ARANGO	Alejandro	10035333545	C3	New	C1	OA	C2	RFD 2019	C2 RFD 2019
USA	CULP	Sean	10063146071	C2	New	C2	OA	C2	Confirm	
BRA	MINEIRO SANTOS	Johnatan	10072043702	NE	R	C5	OA	C5	RFD 2019	

**OA = Observe in competition**

*Reminder: Protest on a class may be made within 15min of allocation following first appearance*

Any enquiries on classification results to: [classification@uci.ch](mailto:classification@uci.ch)

or speak with event chief classifier, Katie Bourke

24.03.2018 - 20:36

[www.uci.ch](http://www.uci.ch)

Page 2/2

OFFICIAL SUPPLIER



INSTITUTIONAL PARTNERS



MINISTÉRIO DO ESPORTE





**Women's C2 Individual Pursuit**

Qualifying / Qualifications

Start List / Liste de départ

Race distance: 3km (12 laps)

World record: 4'07"454 ALYDA NORBRUIS (NED) 12-04-2014 AGUASCALIENTES (MEX)

Heat	Bib	Name	Team
1	195	FUJII Miho	JAPAN
2	192	SONG Zhenling	PEOPLE'S REPUBLIC OF CHINA
	197	ELLINGTON Sarah	NEW ZEALAND
3	196	NORBRUIS Alyda	NETHERLANDS
	194	MUNEVAR FLOREZ Daniela Carolina	COLOMBIA
4	191	REID Amanda	AUSTRALIA
	193	ZENG Sini	PEOPLE'S REPUBLIC OF CHINA

Communiqué approved by the Secretary of the Commissaires Panel \_\_\_\_\_

**Women's C3 Individual Pursuit**

Qualifying / Qualifications

Start List / Liste de départ

Race distance: 3km (12 laps)

World record: 4'03"544 MEGAN GIGLIA 08-09-2016 RIO (BRA)

Heat	Bib	Name	Team
1	203	SCHINDLER Denise	GERMANY
2	201	KENNEDY Simone	AUSTRALIA
	205	WHITMORE Jamie	UNITED STATES OF AMERICA
3	204	NOGUCHI Keiko	JAPAN
	202	GIGLIA Megan	GREAT BRITAIN

Communiqué approved by the Secretary of the Commissaires Panel \_\_\_\_\_

**Men's C1 Individual Pursuit**

Qualifying / Qualifications

Start List / Liste de départ

Race distance: 3km (12 laps)

World record: 3'50"373 LI ZHANG YU (CHN) 09-09-2016 RIO (BRA)

Heat	Bib	Name	Team
1	36	PEREA ARANGO Alejandro	COLOMBIA
2	33	GOMES SOARES Carlos Alberto	BRAZIL
	37	TEN ARGILES Ricardo	SPAIN
3	41	NIJHUIS Arnoud	NETHERLANDS
	31	LOPEZ Rodrigo Fernando	ARGENTINA
4	35	LI Zhangyu	PEOPLE'S REPUBLIC OF CHINA
	39	MASINI Giancarlo	ITALY
5	32	THOMPSON Darcy	AUSTRALIA
	38	WINKLER Erich	GERMANY
6	34	WILSON Ross	CANADA
	42	KEY Todd	UNITED STATES OF AMERICA
7	40	SHAHARUDDIN Mohamad Yusof Hafizi	MALAYSIA
	43	LISTER William	UNITED STATES OF AMERICA

Communiqué approved by the Secretary of the Commissaires Panel \_\_\_\_\_

**Men's C2 Individual Pursuit**

Qualifying / Qualifications

Start List / Liste de départ

Race distance: 3km (12 laps)

World record: 3'40"367 GUIHUA LIANG (CHN) 11-04-2014 AGUASCALIENTES (MEX)

Heat	Bib	Name	Team
1	57	MARULANDA GRISALES Wilmar	COLOMBIA
2	66	CULP Sean	UNITED STATES OF AMERICA
	52	HICKS Darren	AUSTRALIA
3	58	ROMERO RAMIREZ Cristian David	COLOMBIA
	54	DE OLIVEIRA HERLING Victor Luise	BRAZIL
4	63	LYNCH Colin	IRELAND
	53	VROMANT Ewoud	BELGIUM
5	59	KOBLASA Ivo	CZECH REPUBLIC
	62	ROLFE Louis	GREAT BRITAIN
6	65	GILMUTDINOV Arslan	RUSSIAN FEDERATION
	56	LIANG Guihua	PEOPLE'S REPUBLIC OF CHINA
7	55	CHERNOVE Tristen	CANADA
	61	LACROIX Francois	FRANCE
8	64	KAWAMOTO Shota	JAPAN
	60	ECKHARD TIO Maurice Far	SPAIN

Communiqué approved by the Secretary of the Commissaires Panel \_\_\_\_\_

**Men's C3 Individual Pursuit**

Qualifying / Qualifications

Start List / Liste de départ

Race distance: 3km (12 laps)

World record: 3'26"691 ALEXEY OBYDENNOV (RUS) 11-04-2014 AGUASCALIENTES (MEX)

Heat	Bib	Name	Team
1	84	SCIARRA LUCATO Fabio	BRAZIL
	91	AMIZAZAHAN Muhammad Adi Raimie	MALAYSIA
2	92	BOERSMA Stijn	NETHERLANDS
	88	SCHINDLER Matthias	GERMANY
3	89	ANOBILE Fabio	ITALY
	97	KIMBALL Jason	UNITED STATES OF AMERICA
4	86	SANTAS ASENSIO Eduardo	SPAIN
	87	WATSON Benjamin	GREAT BRITAIN
5	83	SCHELFHOUT Diederick	BELGIUM
	95	USTINOV Sergey	RUSSIAN FEDERATION
6	96	BERENYI Joseph	UNITED STATES OF AMERICA
	90	FUJITA Masaki	JAPAN
7	81	NICHOLAS David	AUSTRALIA
	94	OBYDENNOV Alexsey	RUSSIAN FEDERATION

Communiqué approved by the Secretary of the Commissaires Panel \_\_\_\_\_

**Women's C5 500m Time Trial**

Final

Start List / Liste de départ

Race distance: 500m (2 laps)

World record: 36"004 ZHOU JUFANG (CHN) 10-09-2016 RIO (BRA)

Heat	Bib	Name	Team
1	239	MURRAY Nicole	NEW ZEALAND
2	238	GROOT Caroline	NETHERLANDS
3	234	ZHOU Jufang	PEOPLE'S REPUBLIC OF CHINA
4	236	JUUL Mari-Liis	ESTONIA
5	231	DELGADO Mariela Analia	ARGENTINA
6	235	OSSA VELOZA Paula Andrea	COLOMBIA
7	237	LANE-WRIGHT Crystal	GREAT BRITAIN
8	233	CHANG Lulu	PEOPLE'S REPUBLIC OF CHINA
9	240	BOSCO Samantha	UNITED STATES OF AMERICA
10	232	ALVES BUENO Telma Aparecida	BRAZIL
11	241	SCHUBLE Jennifer	UNITED STATES OF AMERICA

Communiqué approved by the Secretary of the Commissaires Panel \_\_\_\_\_

**Women's C4 500m Time Trial**

Final

Start List / Liste de départ

Race distance: 500m (2 laps)

World record: 35"716 KADEENA COX (GBR) 10-09-2016 RIO (BRA)

Heat	Bib	Name	Team
1	220	GALKINA Elena	RUSSIAN FEDERATION
2	218	HORAN Katherine	NEW ZEALAND
3	212	PETRICOLA Emily	AUSTRALIA
4	216	RUAN Jianping	PEOPLE'S REPUBLIC OF CHINA
5	214	SHAW Keely	CANADA
6	211	LEMON Meg	AUSTRALIA
7	215	LI Xueke	PEOPLE'S REPUBLIC OF CHINA
8	213	MOLNAR Marie-Claude	CANADA
9	217	ALENCON Katell	FRANCE
10	221	MORELLI Shawn	UNITED STATES OF AMERICA

Communiqué approved by the Secretary of the Commissaires Panel \_\_\_\_\_



### Men's C5 1km Time Trial

Final

Start List / Liste de départ

Race distance: 1km ( 4 laps)

World record: 1'01"683 ALFONSO CABELLO (ESP) 12-04-2014 AGUASCALIENTES (MEX)

Heat	Bib	Name	Team
1	144	HUNT Blaine	GREAT BRITAIN
2	140	FOULON Dorian	FRANCE
3	146	TARLAO Andrea	ITALY
4	132	VERSCHAEREN Niels	BELGIUM
5	151	GIBB Nicholas	UNITED STATES OF AMERICA
6	137	TAN Zeqiang	PEOPLE'S REPUBLIC OF CHINA
7	149	BLINCOE Nick	NEW ZEALAND
8	135	MINEIRO SANTOS Johnatan	BRAZIL
9	148	ABRAHAM GEBRU Daniel	NETHERLANDS
10	145	WERMESER Zsombor	HUNGARY
11	136	LAI Shanzhang	PEOPLE'S REPUBLIC OF CHINA
12	150	DEMENTYEV Yehor	UKRAINE
13	142	BUTTERWORTH Jon-Allan	GREAT BRITAIN
14	138	CABELLO LLAMAS Alfonso	SPAIN
15	131	DONOHUE Alistair	AUSTRALIA
16	139	JARAMILLO GALLARDO Pablo	SPAIN
17	133	CHAMAN Lauro Cesar	BRAZIL
18	152	MURPHY Christopher	UNITED STATES OF AMERICA
19	147	AHMAD TARMIZI Zuhairi	MALAYSIA

Communiqué approved by the Secretary of the Commissaires Panel \_\_\_\_\_



**Men's C4 1km Time Trial**

Final

Start List / Liste de départ

Race distance: 1km (4 laps)

World record: 1'01"466 JODY CUNDY (GBR) 12-04-2014 AGUASCALIENTES (MEX)

Heat	Bib	Name	Team
1	113	WATERS Jacob	UNITED STATES OF AMERICA
2	104	DUENAS GOMEZ Diego German	COLOMBIA
3	103	WEI Guoping	PEOPLE'S REPUBLIC OF CHINA
4	108	GRIMES Ronan	IRELAND
5	114	WIDHALM Justin	UNITED STATES OF AMERICA
6	101	VICENTE Juan	ARGENTINA
7	102	BRIDGWOOD Kyle	AUSTRALIA
8	105	CALMON David	FRANCE
9	112	METELKA Jozef	SLOVAKIA
10	110	NOVAK Carol-Eduard	ROMANIA
11	106	CUNDY Jody	GREAT BRITAIN
12	111	NAGNIBEDOV Nikita	RUSSIAN FEDERATION
13	109	TURANO Mohd Najib	MALAYSIA

Communiqué approved by the Secretary of the Commissaires Panel \_\_\_\_\_

**Women's C1 Individual Pursuit**

Final

Start List / Liste de départ

Race distance: 3km (12 laps)

World record: 3'50"373 LI ZHANG YU (CHN) 09-09-2016 RIO (BRA)

Heat	Bib	Name	Team
1	182	TOFT Katie	GREAT BRITAIN
	181	LI Jieli	PEOPLE'S REPUBLIC OF CHINA

Communiqué approved by the Secretary of the Commissaires Panel \_\_\_\_\_



### Women's C2 Individual Pursuit

Qualifying / Qualifications

Results / Résultats

Race distance: 3km (12 laps)

World record: 4'07"454 ALYDA NORBRUIS (NED) 12-04-2014 AGUASCALIENTES (MEX)

Rank	Bib	Name	Team	1000m	2000m	Time	Speed
1	196	NORBRUIS Alyda	NETHERLANDS	1:27.153(1)	2:51.722 1:24.568(2)	4:17.924 1:26.202(2)	41,872 km/h
2	193	ZENG Sini	PEOPLE'S REPUBLI	1:30.189(4)	2:53.410 1:23.221(1)	4:18.182 1:24.771(1)	41,830 km/h
3	194	MUNEVAR FLOREZ Daniela Carolina	COLOMBIA	1:28.020(2)	2:54.758 1:26.738(3)	4:21.866 1:27.107(3)	41,242 km/h
4	191	REID Amanda	AUSTRALIA	1:29.266(3)	3:01.651 1:32.385(6)	4:32.824 1:31.172(4)	39,585 km/h
5	197	ELLINGTON Sarah	NEW ZEALAND	1:33.505(6)	3:03.798 1:30.292(4)	4:36.107 1:32.309(6)	39,115 km/h
6	192	SONG Zhenling	PEOPLE'S REPUBLI	1:33.495(5)	3:05.294 1:31.798(5)	4:36.882 1:31.588(5)	39,005 km/h
7	195	FUJII Miho	JAPAN	1:36.290(7)	3:15.573 1:39.283(7)	4:55.260 1:39.686(7)	36,577 km/h

Notes: Fastest 2 riders race for Gold, and 3rd and 4th riders race for Bronze.

Communiqué approved by the Secretary of the Commissaires Panel \_\_\_\_\_

**Women's C2 Individual Pursuit****Finals/ Finales****Start List / Liste de départ**

Race distance: 3km (12 laps)

World record: 4'07"454 ALYDA NORBRUIS (NED) 12-04-2014 AGUASCALIENTES (MEX)

<b>For Bronze medal</b>	<b>Number</b>	<b>Name</b>	<b>Team</b>
	194	MUNEVAR FLOREZ Daniela Carolina	COLOMBIA
	191	REID Amanda	AUSTRALIA

<b>For Gold medal</b>	<b>Number</b>	<b>Name</b>	<b>Team</b>
	196	NORBRUIS Alyda	NETHERLANDS
	193	ZENG Sini	PEOPLE'S REPUBLIC OF CHINA

Communiqué approved by the Secretary of the Commissaires Panel \_\_\_\_\_



22-25 March 2018

**Women's C3 Individual Pursuit**

Communiqué n° 20A

Qualifying / Qualifications

Results / Résultats

Race distance: 3km (12 laps)

World record: 4'03"544 MEGAN GIGLIA 08-09-2016 RIO (BRA)

Rank	Bib	Name	Team	1000m	2000m	Time	Speed
1	203	SCHINDLER Denise	GERMANY	1:23.653(2)	2:44.948 1:21.294(1)	4:08.953 1:24.005(1)	43,381 km/h
2	202	GIGLIA Megan	GREAT BRITAIN	1:22.695(1)	2:47.038 1:24.343(3)	4:14.287 1:27.249(3)	42,471 km/h
3	201	KENNEDY Simone	AUSTRALIA	1:28.231(5)	2:52.559 1:24.328(2)	4:19.592 1:27.032(2)	41,603 km/h
4	205	WHITMORE Jamie	UNITED STATES O	1:27.369(4)	2:53.808 1:26.439(4)	4:21.802 1:27.994(4)	41,252 km/h
5	204	NOGUCHI Keiko	JAPAN			REC	

**Notes: Riders 204 NOGUCHI Keiko (JPN) has been reclassified as WC2**

Communiqué approved by the Secretary of the Commissaires Panel \_\_\_\_\_

**Women's C3 Individual Pursuit****Finals/ Finales****Start List / Liste de départ**

Race distance: 3km (12 laps)

World record: 4'03"544 MEGAN GIGLIA 08-09-2016 RIO (BRA)

---

<b>For Bronze medal</b>	<b>Number</b>	<b>Name</b>	<b>Team</b>
	201	KENNEDY Simone	AUSTRALIA
	205	WHITMORE Jamie	UNITED STATES OF AMERICA

---

<b>For Gold medal</b>	<b>Number</b>	<b>Name</b>	<b>Team</b>
	203	SCHINDLER Denise	GERMANY
	202	GIGLIA Megan	GREAT BRITAIN

---

Fastest 2 riders race for Gold, and 3rd and 4th riders race for Bronze.

Communiqué approved by the Secretary of the Commissaires Panel \_\_\_\_\_



22-25 March 2018

Communiqué n° 22B

**Men's C1 Individual Pursuit**

Qualifying / Qualifications

Results / Résultats

Race distance: 3km (12 laps)

World record: 3'50"373 LI ZHANG YU (CHN) 09-09-2016 RIO (BRA)

Rank	Bib	Name	Team	1000m	2000m	Time	Speed
1	34	WILSON Ross	CANADA	1:19.525(3)	2:34.797 1:15.271(2)	3:52.141 1:17.344(2)	46,523 km/h
2	37	TEN ARGILES Ricardo	SPAIN	1:18.453(2)	2:35.376 1:16.923(3)	3:54.193 1:18.817(5)	46,115 km/h
3	35	LI Zhangyu	PEOPLE'S REPUBLI	1:19.895(4)	2:36.916 1:17.020(4)	3:55.521 1:18.605(3)	45,855 km/h
4	41	NIJHUIS Arnoud	NETHERLANDS	1:23.034(7)	2:42.205 1:19.171(7)	4:00.814 1:18.609(4)	44,847 km/h
5	38	WINKLER Erich	GERMANY	1:25.165(10)	2:42.817 1:17.652(5)	4:03.083 1:20.265(6)	44,429 km/h
6	32	THOMPSON Darcy	AUSTRALIA	1:23.572(8)	2:42.692 1:19.120(6)	4:04.710 1:22.018(7)	44,133 km/h
7	43	LISTER William	UNITED STATES O	1:22.671(6)	2:43.672 1:21.001(9)	4:08.272 1:24.599(9)	43,500 km/h
8	31	LOPEZ Rodrigo Fernando	ARGENTINA	1:24.025(9)	2:48.449 1:24.423(11)	4:12.790 1:24.341(8)	42,723 km/h
9	42	KEY Todd	UNITED STATES O	1:27.588(11)	2:47.554 1:19.965(8)	4:12.950 1:25.395(10)	42,696 km/h
10	40	SHAHARUDDIN Mohamad Yusof Hafizi	MALAYSIA	1:21.377(5)	2:47.415 1:26.037(12)	4:16.510 1:29.095(12)	42,103 km/h
11	39	MASINI Giancarlo	ITALY	1:31.813(12)	2:56.147 1:24.333(10)	4:21.663 1:25.516(11)	41,274 km/h
12	33	GOMES SOARES Carlos Alberto	BRAZIL	1:32.747(13)	3:03.807 1:31.060(13)	4:33.229 1:29.422(13)	39,527 km/h
13	36	PEREA ARANGO Alejandro	COLOMBIA			DSQ	

Notes: Fastest 2 riders race for Gold, and 3rd and 4th riders race for Bronze.

Riders 36 PEREA ARANGO Alejandro (COL) has been reclassified in MC2

Communiqué approved by the Secretary of the Commissaires Panel \_\_\_\_\_



22-25 March 2018

Communiqué n° 22

## Men's C1 Individual Pursuit

Qualifying / Qualifications

Results / Résultats

Race distance: 3km (12 laps)

World record: 3'50"373 LI ZHANG YU (CHN) 09-09-2016 RIO (BRA)

Rank	Bib	Name	Team	1000m	2000m	Time	Speed
1	34	WILSON Ross	CANADA	1:19.525(2)	2:34.797 1:15.271(2)	3:52.141 1:17.344(3)	46,523 km/h
2	37	TEN ARGILES Ricardo	SPAIN	1:44.098(13)	3:03.813 1:19.715(8)	3:54.193 50.379(1)	46,115 km/h
3	35	LI Zhangyu	PEOPLE'S REPUBLI	1:19.895(3)	2:36.916 1:17.020(3)	3:55.521 1:18.605(4)	45,855 km/h
4	41	NIJHUIS Arnoud	NETHERLANDS	1:23.034(6)	2:42.205 1:19.171(7)	4:00.814 1:18.609(5)	44,847 km/h
5	38	WINKLER Erich	GERMANY	1:25.165(9)	2:42.817 1:17.652(5)	4:03.083 1:20.265(6)	44,429 km/h
6	32	THOMPSON Darcy	AUSTRALIA	1:23.572(7)	2:42.692 1:19.120(6)	4:04.710 1:22.018(7)	44,133 km/h
7	43	LISTER William	UNITED STATES O	1:22.671(5)	2:43.672 1:21.001(10)	4:08.272 1:24.599(9)	43,500 km/h
8	31	LOPEZ Rodrigo Fernando	ARGENTINA	1:24.025(8)	2:48.449 1:24.423(12)	4:12.790 1:24.341(8)	42,723 km/h
9	42	KEY Todd	UNITED STATES O	1:27.588(10)	2:47.554 1:19.965(9)	4:12.950 1:25.395(10)	42,696 km/h
10	40	SHAHARUDDIN Mohamad Yusof Hafizi	MALAYSIA	1:21.377(4)	2:47.415 1:26.037(13)	4:16.510 1:29.095(12)	42,103 km/h
11	39	MASINI Giancarlo	ITALY	1:31.813(12)	2:56.147 1:24.333(11)	4:21.663 1:25.516(11)	41,274 km/h
12	33	GOMES SOARES Carlos Alberto	BRAZIL	1:27.857(11)	2:45.128 1:17.270(4)	4:33.229 1:48.101(13)	39,527 km/h
13	36	PEREA ARANGO Alejandro	COLOMBIA			REC	

Notes: Fastest 2 riders race for Gold, and 3rd and 4th riders race for Bronze.

Riders 36 PEREA ARANGO Alejandro (COL) has been reclassified in MC2

Communiqué approved by the Secretary of the Commissaires Panel \_\_\_\_\_



**Men's C1 Individual Pursuit****Finals/ Finales****Start List / Liste de départ**

Race distance: 3km (12 laps)

World record: 3'50"373 LI ZHANG YU (CHN) 09-09-2016 RIO (BRA)

---

<b>For Bronze medal</b>	<b>Number</b>	<b>Name</b>	<b>Team</b>
	35	LI Zhangyu	PEOPLE'S REPUBLIC OF CHINA
	41	NIJHUIS Arnoud	NETHERLANDS

---

<b>For Gold medal</b>	<b>Number</b>	<b>Name</b>	<b>Team</b>
	34	WILSON Ross	CANADA
	37	TEN ARGILES Ricardo	SPAIN

Communiqué approved by the Secretary of the Commissaires Panel \_\_\_\_\_



22-25 March 2018

Communiqué n° 24A

### Men's C2 Individual Pursuit

Qualifying / Qualifications

Results / Résultats

Race distance: 3km (12 laps)

World record: 3'40"367 GUIHUA LIANG (CHN) 11-04-2014 AGUASCALIENTES (MEX)

Rank	Bib	Name	Team	1000m	2000m	Time	Speed
1	55	CHERNOVE Tristen	CANADA	1:16.961(1)	2:28.171 1:11.209(2)	3:43.073 1:14.902(2)	48,414 km/h
2	56	LIANG Guihua	PEOPLE'S REPUBLI	1:19.427(4)	2:32.324 1:12.896(3)	3:48.454 1:16.130(5)	47,274 km/h
3	65	GILMUTDINOV Arslan	RUSSIAN FEDERA	1:17.641(2)	2:32.677 1:15.035(4)	3:50.109 1:17.431(8)	46,934 km/h
4	52	HICKS Darren	AUSTRALIA	1:20.768(6)	2:35.896 1:15.128(5)	3:51.754 1:15.857(4)	46,601 km/h
5	62	ROLFE Louis	GREAT BRITAIN	1:20.070(5)	2:35.806 1:15.736(6)	3:53.103 1:17.297(7)	46,331 km/h
6	53	VROMANT Ewoud	BELGIUM	1:23.143(9)	2:40.858 1:17.715(8)	3:56.563 1:15.705(3)	45,653 km/h
7	58	ROMERO RAMIREZ Cristian David	COLOMBIA	1:22.226(8)	2:38.618 1:16.391(7)	3:57.351 1:18.733(9)	45,502 km/h
8	59	KOBLASA Ivo	CZECH REPUBLIC	1:19.069(3)	2:37.992 1:18.923(11)	3:57.983 1:19.991(10)	45,381 km/h
9	64	KAWAMOTO Shota	JAPAN	1:32.853(15)	2:38.062 1:05.208(1)	3:58.224 1:20.162(11)	45,335 km/h
10	60	ECKHARD TIO Maurice Far	SPAIN	1:23.394(10)	2:44.530 1:21.135(14)	3:58.720 1:14.190(1)	45,241 km/h
11	61	LACROIX Francois	FRANCE	1:21.819(7)	2:39.814 1:17.994(9)	4:00.182 1:20.367(12)	44,965 km/h
12	66	CULP Sean	UNITED STATES O	1:30.021(14)	2:48.453 1:18.431(10)	4:05.729 1:17.275(6)	43,950 km/h
13	63	LYNCH Colin	IRELAND	1:25.183(11)	2:44.884 1:19.701(12)	4:06.390 1:21.506(13)	43,832 km/h
14	54	DE OLIVEIRA HERLING Victor Luise	BRAZIL	1:25.713(12)	2:46.488 1:20.774(13)	4:08.859 1:22.370(14)	43,398 km/h
15	57	MARULANDA GRISALES Wilmar	COLOMBIA	1:28.168(13)	2:52.989 1:24.821(15)	4:20.047 1:27.057(15)	41,530 km/h

Notes: Fastest 2 riders race for Gold, and 3rd and 4th riders race for Bronze.

Communiqué approved by the Secretary of the Commissaires Panel \_\_\_\_\_

**Men's C2 Individual Pursuit****Finals/ Finales****Start List / Liste de départ**

Race distance: 3km (12 laps)

World record: 3'40"367 GUIHUA LIANG (CHN) 11-04-2014 AGUASCALIENTES (MEX)

---

<b>For Bronze medal</b>	<b>Number</b>	<b>Name</b>	<b>Team</b>
	65	GILMUTDINOV Arslan	RUSSIAN FEDERATION
	52	HICKS Darren	AUSTRALIA

---

<b>For Gold medal</b>	<b>Number</b>	<b>Name</b>	<b>Team</b>
	55	CHERNOVE Tristen	CANADA
	56	LIANG Guihua	PEOPLE'S REPUBLIC OF CHINA

Communiqué approved by the Secretary of the Commissaires Panel \_\_\_\_\_



22-25 March 2018

Communiqué n° 26

## Men's C3 Individual Pursuit

Qualifying / Qualifications

Results / Résultats

Race distance: 3km (12 laps)

World record: 3'26"691 ALEXEY OBYDENNOV (RUS) 11-04-2014 AGUASCALIENTES (MEX)

Rank	Bib	Name	Team	1000m	2000m	Time	Speed
1	81	NICHOLAS David	AUSTRALIA	1:16.799(7)	2:26.433 1:09.633(1)	3:36.792 1:10.359(1)	49,817 km/h
2	83	SCHELFHOUT Diederick	BELGIUM	1:13.656(2)	2:24.164 1:10.508(2)	3:37.769 1:13.605(3)	49,593 km/h
3	96	BERENYI Joseph	UNITED STATES O	1:14.303(3)	2:25.571 1:11.267(4)	3:37.988 1:12.416(2)	49,544 km/h
4	86	SANTAS ASENSIO Eduardo	SPAIN	1:16.395(6)	2:28.361 1:11.965(5)	3:42.670 1:14.309(4)	48,502 km/h
5	95	USTINOV Sergey	RUSSIAN FEDERA	1:17.377(9)	2:28.230 1:10.853(3)	3:43.753 1:15.522(6)	48,267 km/h
6	90	FUJITA Masaki	JAPAN	1:14.988(4)	2:28.849 1:13.861(9)	3:44.924 1:16.075(7)	48,016 km/h
7	87	WATSON Benjamin	GREAT BRITAIN	1:16.370(5)	2:28.991 1:12.620(7)	3:45.174 1:16.183(8)	47,962 km/h
8	92	BOERSMA Stijn	NETHERLANDS	1:16.961(8)	2:29.023 1:12.062(6)	3:45.504 1:16.480(9)	47,892 km/h
9	89	ANOBILE Fabio	ITALY	1:13.318(1)	2:28.153 1:14.835(10)	3:46.017 1:17.864(10)	47,784 km/h
10	88	SCHINDLER Matthias	GERMANY	1:18.461(11)	2:31.958 1:13.497(8)	3:47.448 1:15.490(5)	47,483 km/h
11	94	OBYDENNOV Alexsey	RUSSIAN FEDERA	1:17.885(10)	2:35.098 1:17.213(11)	3:59.465 1:24.366(12)	45,100 km/h
12	97	KIMBALL Jason	UNITED STATES O	1:18.655(12)	2:39.337 1:20.681(12)	4:02.493 1:23.156(11)	44,537 km/h
13	84	SCIARRA LUCATO Fabio	BRAZIL	1:31.140(13)	3:04.972 1:33.832(13)	4:42.999 1:38.027(13)	38,162 km/h
14	91	AMIZAZAHAN Muhammad Adi Raimie	MALAYSIA	1:38.649(14)	3:17.260 1:38.611(14)	4:57.478 1:40.217(14)	36,305 km/h

Notes: Fastest 2 riders race for Gold, and 3rd and 4th riders race for Bronze.

Communiqué approved by the Secretary of the Commissaires Panel \_\_\_\_\_

**Men's C3 Individual Pursuit****Finals/ Finales****Start List / Liste de départ**

Race distance: 3km (12 laps)

World record: 3'26"691 ALEXEY OBYDENNOV (RUS) 11-04-2014 AGUASCALIENTES (MEX)

---

<b>For Bronze medal</b>	<b>Number</b>	<b>Name</b>	<b>Team</b>
	96	BERENYI Joseph	UNITED STATES OF AMERICA
	86	SANTAS ASENSIO Eduardo	SPAIN

---

<b>For Gold medal</b>	<b>Number</b>	<b>Name</b>	<b>Team</b>
	81	NICHOLAS David	AUSTRALIA
	83	SCHELFHOUT Diederick	BELGIUM

Communiqué approved by the Secretary of the Commissaires Panel \_\_\_\_\_



## Women's C5 500m Time Trial

Finals/ Finales

Results / Résultats

Race distance: 500m (2 laps)

World record: 36"004 ZHOU JUFANG (CHN) 10-09-2016 RIO (BRA)

Rank	Bib	Name	Team	250m	Time	Speed
1	238	GROOT Caroline	NETHERLANDS	20.727(1)	36.575 15.847(1)	49,213 km/h
2	234	ZHOU Jufang	PEOPLE'S REPUBLIC	21.954(2)	38.324 16.370(3)	46,967 km/h
3	231	DELGADO Mariela Analia	ARGENTINA	21.994(3)	38.689 16.695(5)	46,524 km/h
4	237	LANE-WRIGHT Crystal	GREAT BRITAIN	22.921(5)	39.241 16.319(2)	45,870 km/h
5	240	BOSCO Samantha	UNITED STATES OF A	23.156(7)	39.807 16.651(4)	45,218 km/h
6	235	OSSA VELOZA Paula Andrea	COLOMBIA	22.170(4)	39.910 17.739(9)	45,101 km/h
7	239	MURRAY Nicole	NEW ZEALAND	23.343(8)	40.073 16.729(6)	44,918 km/h
8	241	SCHUBLE Jennifer	UNITED STATES OF A	22.979(6)	40.214 17.234(7)	44,760 km/h
9	233	CHANG Lulu	PEOPLE'S REPUBLIC	25.246(9)	42.880 17.634(8)	41,977 km/h
10	236	JUUL Mari-Liis	ESTONIA	25.931(10)	44.223 18.292(10)	40,702 km/h
11	232	ALVES BUENO Telma Aparecida	BRAZIL	26.906(11)	46.168 19.261(11)	38,988 km/h

Communiqué approved by the Secretary of the Commissaires Panel \_\_\_\_\_



## Women's C4 500m Time Trial

Finals / Finales

Results / Résultats

Race distance: 500m (2 laps)

World record: 35"716 KADEENA COX (GBR) 10-09-2016 RIO (BRA)

Rank	Bib	Name	Team	250m	Time	Speed
1	216	RUAN Jianping	PEOPLE'S REPUBLIC	21.808(1)	38.437 16.628(2)	46,829 km/h
2	218	HORAN Katherine	NEW ZEALAND	22.808(2)	39.932 17.124(3)	45,076 km/h
3	212	PETRICOLA Emily	AUSTRALIA	24.987(8)	41.409 16.422(1)	43,468 km/h
4	220	GALKINA Elena	RUSSIAN FEDERATIO	24.342(6)	41.833 17.491(4)	43,028 km/h
5	221	MORELLI Shawn	UNITED STATES OF A	24.135(4)	42.039 17.904(5)	42,817 km/h
6	217	ALENCON Katell	FRANCE	23.402(3)	42.134 18.732(9)	42,720 km/h
7	215	LI Xueke	PEOPLE'S REPUBLIC	24.192(5)	42.217 18.025(7)	42,636 km/h
8	213	MOLNAR Marie-Claude	CANADA	24.691(7)	43.030 18.339(8)	41,831 km/h
9	211	LEMON Meg	AUSTRALIA	25.345(9)	43.336 17.991(6)	41,535 km/h
10	214	SHAW Keely	CANADA	28.237(10)	47.249 19.012(10)	38,096 km/h

Communiqué approved by the Secretary of the Commissaires Panel \_\_\_\_\_

**Men's C5 1km Time Trial**

Finals / Finales

Results / Résultats

Race distance: 1km ( 4 laps)

**World record: 1'01"683 ALFONSO CABELLO (ESP) 12-04-2014 AGUASCALIENTES (MEX)**

Rank	Bib	Name	Team	250m	500m	750m	Time	Speed
1	138	CABELLO LLAMAS Alfonso	SPAIN	19.408(1)	33.426 14.018(1)	48.310 14.883(1)	1:04.748	55,600 km/h
2	142	BUTTERWORTH Jon-Allan	GREAT BRITAIN	20.430(3)	34.582 14.151(2)	49.598 15.016(2)	1:05.850	54,669 km/h
3	144	HUNT Blaine	GREAT BRITAIN	20.861(7)	35.848 14.987(4)	51.079 15.230(3)	1:07.326 16.246(2)	53,471 km/h
4	150	DEMENTYEV Yehor	UKRAINE	20.727(5)	36.208 15.480(11)	51.728 15.520(4)	1:07.760	53,128 km/h
5	140	FOULON Dorian	FRANCE	20.887(8)	36.519 15.631(15)	52.413 15.894(11)	1:08.734	52,375 km/h
6	133	CHAMAN Lauro Cesar	BRAZIL	21.301(11)	36.739 15.438(10)	52.441 15.701(7)	1:08.741	52,370 km/h
7	139	JARAMILLO GALLARDO Pablo	SPAIN	20.851(6)	35.782 14.931(3)	51.605 15.823(9)	1:08.929	52,227 km/h
8	131	DONOHUE Alistair	AUSTRALIA	21.716(12)	37.240 15.523(12)	52.965 15.725(8)	1:09.429	51,851 km/h
9	151	GIBB Nicholas	UNITED STATES OF	20.713(4)	35.979 15.265(7)	52.052 16.073(14)	1:09.507	51,793 km/h
10	136	LAI Shanzhang	PEOPLE'S REPUBLIC	20.227(2)	35.547 15.319(9)	51.917 16.370(16)	1:09.741	51,619 km/h
11	147	AHMAD TARMIZI Zuhairi	MALAYSIA	21.881(14)	36.892 15.010(5)	52.554 15.662(6)	1:10.122 17.568(16)	51,339 km/h
12	132	VERSCHAEREN Niels	BELGIUM	21.775(13)	37.074 15.298(8)	52.998 15.924(12)	1:10.134	51,330 km/h
13	137	TAN Zeqiang	PEOPLE'S REPUBLIC	20.949(9)	36.708 15.759(16)	53.223 16.514(17)	1:10.514	51,053 km/h
14	148	ABRAHAM GEBRU Daniel	NETHERLANDS	22.993(18)	38.612 15.618(14)	54.197 15.585(5)	1:10.605	50,987 km/h
15	146	TARLAO Andrea	ITALY	22.427(16)	38.472 16.045(18)	54.498 16.025(13)	1:10.947	50,742 km/h
16	145	WERMESER Zsombor	HUNGARY	22.884(17)	38.793 15.908(17)	55.070 16.276(15)	1:11.909	50,063 km/h
17	135	MINEIRO SANTOS Johnatan	BRAZIL	21.075(10)	36.654 15.578(13)	53.636 16.981(18)	1:12.194	49,865 km/h
18	149	BLINCOE Nick	NEW ZEALAND				REC	
18	152	MURPHY Christopher	UNITED STATES OF				DNS	

Notes: Riders 149 BLINCOE Nick (NZL) has been reclassified as MC4

Communiqué approved by the President of the Commissaires Panel




**Men's C4 1km Time Trial**

Finals / Finales

Results / Résultats

Race distance: 1km (4 laps)

**World record: 1'01"466 JODY CUNDY (GBR) 12-04-2014 AGUASCALIENTES (MEX)**

Rank	Bib	Name	Team	250m	500m	750m	Time	Speed
1	106	CUNDY Jody	GREAT BRITAIN	19.700(1)	33.807 14.107(1)	48.553 14.745(1)	1:04.579	55,745 km/h
2	112	METELKA Jozef	SLOVAKIA	21.271(6)	36.023 14.752(2)	51.191 15.167(2)	1:07.336	53,463 km/h
3	113	WATERS Jacob	UNITED STATES OF	21.073(5)	36.433 15.359(6)	52.246 15.813(4)	1:08.739 16.492(4)	52,372 km/h
4	102	BRIDGWOOD Kyle	AUSTRALIA	21.926(8)	37.077 15.151(5)	52.590 15.512(3)	1:09.079	52,114 km/h
5	110	NOVAK Carol-Eduard	ROMANIA	21.072(4)	36.578 15.506(8)	52.649 16.070(6)	1:09.597	51,726 km/h
6	114	WIDHALM Justin	UNITED STATES OF	20.676(3)	35.748 15.072(3)	51.880 16.132(8)	1:09.667	51,674 km/h
7	103	WEI Guoping	PEOPLE'S REPUBLIC	20.061(2)	35.557 15.495(7)	52.251 16.693(10)	1:10.558	51,021 km/h
8	149	BLINCOE Nick	NEW ZEALAND	22.353(11)	37.484 15.131(4)	53.326 15.841(5)	1:10.832 17.506(8)	50,824 km/h
9	104	DUENAS GOMEZ Diego German	COLOMBIA	22.250(10)	38.080 15.830(10)	54.183 16.102(7)	1:10.898	50,777 km/h
10	108	GRIMES Ronan	IRELAND	22.417(12)	38.491 16.074(11)	54.699 16.208(9)	1:11.595	50,282 km/h
11	111	NAGNIBEDOV Nikita	RUSSIAN FEDERATI	21.332(7)	37.596 16.264(13)	54.668 17.071(13)	1:12.887	49,391 km/h
12	101	VICENTE Juan	ARGENTINA	22.085(9)	38.305 16.220(12)	55.197 16.892(12)	1:13.460	49,006 km/h
13	105	CALMON David	FRANCE	22.517(13)	39.039 16.521(14)	56.128 17.089(14)	1:14.277	48,467 km/h
14	109	TURANO Mohd Najib	MALAYSIA	23.606(14)	39.425 15.818(9)	56.200 16.775(11)	1:14.907	48,059 km/h

Notes: Riders 149 BLINCOE Nick (NZL) has been reclassified from MC5 to MC4 and has been add in this race based on regulation 16.08.009

Communiqué approved by the President of the Commissaires Panel



22-25 March 2018

Communiqué n° 32

**Women's C1 Individual Pursuit**

Qualifying / Qualifications

Finals / Finales

Race distance: 3km (12 laps)

World record: 4'20"123 JAYME PARIS (AUS) 30-08-2012 LONDON (GBR)

Rank	Bib	Name	Team	1000m	2000m	Time	Speed
1	182	TOFT Katie	GREAT BRITAIN	1:33.856(1)	3:06.907 1:33.050(1)	4:41.945 1:35.037(1)	38,305 km/h
2	181	LI Jieli	PEOPLE'S REPUBLI	1:36.380(2)	3:28.227 1:51.846(2)	5:20.605 1:52.378(2)	33,686 km/h

Communiqué approved by the Secretary of the Commissaires Panel \_\_\_\_\_


**Women's C2 Individual Pursuit**
**Results and Final Classification / Résultats et classement final**

Race distance: 3km (12 laps)

World record: 4'07"454 ALYDA NORBRUIS (NED) 12-04-2014 AGUASCALIENTES (MEX)

Medal	Rank	Name	Team	1000m	2000m	Time	Speed
<b>Gold</b>	<b>1</b>	196 NORBRUIS Alyda	NETHERLANDS	1:27.041	2:49.299	4:11.913	42,871
<b>Silver</b>	<b>2</b>	193 ZENG Sini	PEOPLE'S REPUBLIC OF CHINA	1:29.355	2:51.303	4:13.340	42,630
<b>Bronze</b>	<b>3</b>	194 MUNEVAR FLOREZ Daniela Carolina	COLOMBIA	1:29.003			
	<b>4</b>	191 REID Amanda	AUSTRALIA	1:33.381		OVL	
	<b>5</b>	197 ELLINGTON Sarah	NEW ZEALAND				
	<b>6</b>	192 SONG Zhenling	PEOPLE'S REPUBLIC OF CHINA				
	<b>7</b>	195 FUJII Miho	JAPAN				

Communiqué approved by the Secretary of the Commissaires Panel \_\_\_\_\_

Report printed: 22-03-2018 19:16


[www.veloresults.com](http://www.veloresults.com)

TCT v2 Page 1/1

OFFICIAL SUPPLIER



INSTITUTIONAL PARTNERS


 MINISTÉRIO DO  
ESPORTE




**Women's C3 Individual Pursuit**  
**Results and Final Classification / Résultats et classement final**

Race distance: 3km (12 laps)

World record: 4'03"544 MEGAN GIGLIA 08-09-2016 RIO (BRA)

Medal	Rank	Name	Team	1000m	2000m	Time	Speed
<b>Gold</b>	<b>1</b>	203 SCHINDLER Denise	GERMANY	1:22.311	2:43.250	4:06.604	43,794
<b>Silver</b>	<b>2</b>	202 GIGLIA Megan	GREAT BRITAIN	1:21.107	2:48.350	4:21.413	41,313
<b>Bronze</b>	<b>3</b>	205 WHITMORE Jamie	UNITED STATES OF AMERICA	1:25.394	2:49.482	4:16.114	42,168
	<b>4</b>	201 KENNEDY Simone	AUSTRALIA	1:28.458	2:52.479	4:17.662	41,915
<b>REC</b>		204 NOGUCHI Keiko	JAPAN				

Communiqué approved by the Secretary of the Commissaires Panel \_\_\_\_\_

Report printed: 22-03-2018 19:17



[www.veloresults.com](http://www.veloresults.com)

TCT v2 Page 1/1

OFFICIAL SUPPLIER



INSTITUTIONAL PARTNERS



MINISTÉRIO DO  
ESPORTE




**Men's C1 Individual Pursuit**
**Results and Final Classification / Résultats et classement final**

Race distance: 3km (12 laps)

World record: 3'50"373 LI ZHANG YU (CHN) 09-09-2016 RIO (BRA)

Medal	Rank	Name	Team	1000m	2000m	Time	Speed
<b>Gold</b>	<b>1</b>	37 TEN ARGILES Ricardo	SPAIN	1:18.180	2:33.825	3:52.222	46,507
<b>Silver</b>	<b>2</b>	34 WILSON Ross	CANADA	1:20.248	2:36.925	3:54.584	46,038
<b>Bronze</b>	<b>3</b>	35 LI Zhangyu	PEOPLE'S REPUBLIC OF CHINA	1:19.126	2:35.862		
	<b>4</b>	41 NIJHUIS Arnoud	NETHERLANDS	1:21.281	2:41.671	OVL	
	<b>5</b>	38 WINKLER Erich	GERMANY				
	<b>6</b>	32 THOMPSON Darcy	AUSTRALIA				
	<b>7</b>	43 LISTER William	UNITED STATES OF AMERICA				
	<b>8</b>	31 LOPEZ Rodrigo Fernando	ARGENTINA				
	<b>9</b>	42 KEY Todd	UNITED STATES OF AMERICA				
	<b>10</b>	40 SHAHARUDDIN Mohamad Yusof Hafizi	MALAYSIA				
	<b>11</b>	39 MASINI Giancarlo	ITALY				
	<b>12</b>	33 GOMES SOARES Carlos Alberto	BRAZIL				
<b>REC</b>	<b>36</b>	PEREA ARANGO Alejandro	COLOMBIA				

Communiqué approved by the Secretary of the Commissaires Panel \_\_\_\_\_

Report printed: 22-03-2018 19:37


[www.veloresults.com](http://www.veloresults.com)

TCT v2 Page 1/1

OFFICIAL SUPPLIER



INSTITUTIONAL PARTNERS


 MINISTÉRIO DO  
ESPORTE



**Men's C2 Individual Pursuit**
**Results and Final Classification / Résultats et classement final**

Race distance: 3km (12 laps)

World record: 3'40"367 GUIHUA LIANG (CHN) 11-04-2014 AGUASCALIENTES (MEX)

Medal	Rank	Name	Team	1000m	2000m	Time	Speed
<b>Gold</b>	<b>1</b>	55 CHERNOVE Tristen	CANADA	1:15.571	2:28.281	3:44.385	48,131
<b>Silver</b>	<b>2</b>	56 LIANG Guihua	PEOPLE'S REPUBLIC OF CHINA	1:20.669	2:33.760	3:50.304	46,894
<b>Bronze</b>	<b>3</b>	65 GILMUTDINOV Arslan	RUSSIAN FEDERATION	1:18.123	2:32.912	3:49.618	47,034
	<b>4</b>	52 HICKS Darren	AUSTRALIA	1:19.688	2:34.426	3:51.306	46,691
	<b>5</b>	62 ROLFE Louis	GREAT BRITAIN				
	<b>6</b>	53 VROMANT Ewoud	BELGIUM				
	<b>7</b>	58 ROMERO RAMIREZ Cristian David	COLOMBIA				
	<b>8</b>	59 KOBLASA Ivo	CZECH REPUBLIC				
	<b>9</b>	64 KAWAMOTO Shota	JAPAN				
	<b>10</b>	60 ECKHARD TIO Maurice Far	SPAIN				
	<b>11</b>	61 LACROIX Francois	FRANCE				
	<b>12</b>	66 CULP Sean	UNITED STATES OF AMERICA				
	<b>13</b>	63 LYNCH Colin	IRELAND				
	<b>14</b>	54 DE OLIVEIRA HERLING Victor Luise	BRAZIL				
	<b>15</b>	57 MARULANDA GRISALES Wilmar	COLOMBIA				

Communiqué approved by the Secretary of the Commissaires Panel \_\_\_\_\_

Report printed: 22-03-2018 19:21


[www.veloresults.com](http://www.veloresults.com)

TCT v2 Page 1/1

OFFICIAL SUPPLIER



INSTITUTIONAL PARTNERS


 MINISTÉRIO DO  
ESPORTE



**Men's C3 Individual Pursuit**
**Results and Final Classification / Résultats et classement final**

Race distance: 3km (12 laps)

World record: 3'26"691 ALEXEY OBYDENNOV (RUS) 11-04-2014 AGUASCALIENTES (MEX)

Medal	Rank	Name	Team	1000m	2000m	Time	Speed
<b>Gold</b>	<b>1</b>	81 NICHOLAS David	AUSTRALIA	1:14.737	2:23.941	3:34.804	50,278
<b>Silver</b>	<b>2</b>	83 SCHELFHOUT Diederick	BELGIUM	1:13.173	2:22.539	3:38.934	49,329
<b>Bronze</b>	<b>3</b>	96 BERENYI Joseph	UNITED STATES OF AMERICA	1:13.628	2:23.942	3:37.293	49,702
	<b>4</b>	86 SANTAS ASENSIO Eduardo	SPAIN	1:16.703	2:28.333	3:41.844	48,682
	<b>5</b>	95 USTINOV Sergey	RUSSIAN FEDERATION				
	<b>6</b>	90 FUJITA Masaki	JAPAN				
	<b>7</b>	87 WATSON Benjamin	GREAT BRITAIN				
	<b>8</b>	92 BOERSMA Stijn	NETHERLANDS				
	<b>9</b>	89 ANOBILE Fabio	ITALY				
	<b>10</b>	88 SCHINDLER Matthias	GERMANY				
	<b>11</b>	94 OBYDENNOV Alexsey	RUSSIAN FEDERATION				
	<b>12</b>	97 KIMBALL Jason	UNITED STATES OF AMERICA				
	<b>13</b>	84 SCIARRA LUCATO Fabio	BRAZIL				
	<b>14</b>	91 AMIZAZAHAN Muhammad Adi Raimie	MALAYSIA				

Communiqué approved by the Secretary of the Commissaires Panel \_\_\_\_\_

Report printed: 22-03-2018 19:22


[www.veloresults.com](http://www.veloresults.com)

TCT v2 Page 1/1

OFFICIAL SUPPLIER



INSTITUTIONAL PARTNERS


 MINISTÉRIO DO  
ESPORTE


**DECISIONS OF THE PANEL OF COMMISSAIRES  
DECISIONS DU COLLEGE DES COMMISSAIRES****COMMUNIQUE DAY 1 – MARCH 22, 2018****ReClassified Riders**

Riders who are classified to be Observed in Competition, and subsequently reclassified may only be moved to the results of the new class if their Nation still has a free place. This is subject to the rider having competed in the same session over the same distance.

If there is no free place available for their Nation in the new class the rider will be recorded in their original class results as reclassified.

Due to the reclassification of a rider, if the nation now has more riders entered in a class than places available to them, they must decide for future events which riders will now compete.

**Men C1-2-3 Scratch Qualification Heats**

**Qualification Heats for the Men C1-2-3 Scratch Race will take place in the following order**

1<sup>st</sup> C1  
2<sup>nd</sup> C2  
3<sup>rd</sup> C3

Number of riders per class to qualify will be as indicated on the Start Sheet for each Class.

**TECHNICAL DELEGATE COMMUNIQUE**

In order to allow the Sprint competitors to train prior to Sunday, tandems are allowed in warm up sessions until one hour before the schedules competition begins.



**Women's B Individual Pursuit  
Qualifying / Qualifications****Start List / Liste de départ**

Race distance : 3km (12 Laps)

World record: 3'23"328 EMMA FOY (NZL) Laura Fairweather (NZL) 10-04-2014 AGUASCALIENTES (MEX)

<b>Heat</b>	<b>Team</b>	
<b>1</b>	<b>161 SANCHEZ Maria</b>	<b>ARG</b>
	161p BARROSO Micaela Belen	
<b>2</b>	<b>170 PASCOE Hannah</b>	<b>NZL</b>
	170p WOLLASTON Nina	
	<b>171 TSAKHILOVA Evgeniya</b>	<b>RUS</b>
	171p NIKISHINA Olga	
<b>3</b>	<b>163 HOET Griet</b>	<b>BEL</b>
	163p MONSIEUR Anneleen	
	<b>164 GONCALVES FANHANI Marcia Ribeiro</b>	<b>BRA</b>
	164p BENATO Taise Maiara	
<b>4</b>	<b>165 FACHIE Lora</b>	<b>GBR</b>
	165p HALL Corrine	
	<b>167 DUNLEVY Katie-George</b>	<b>IRL</b>
	167p MCCRYSTAL Eve	
<b>5</b>	<b>168 MOHD ZAIS Azlia Syafinaz</b>	<b>MAS</b>
	168p J. SAM Noraidillina Adilla	
	<b>169 CAMERON Amanda</b>	<b>NZL</b>
	169p VAN KAMPEN Hannah	

Fastest 2 riders race for Gold, and 3rd and 4th riders race for Bronze.

Communiqué approved by the Secretary of the Commissaires Panel



## Men's B Individual Pursuit Qualifying / Qualifications Start List / Liste de départ

Race distance: 4km (16 Laps)

World record: 4'08"146 STEVE BATE (GBR) ADAM DUGGLEBY (GBR) 08-09-2016 RIO (BRA)

Heat	Team	
1	<b>1 GOMEZ Maximiliano</b>	<b>ARG</b>
	1p TOLOZA Sebastian	
	<b>14 ASSOR Frederick</b>	<b>GHA</b>
	14p MENSAH Rudolf	
2	<b>5 LEMOS ANDRADE Marcelo</b>	<b>BRA</b>
	5p NOVELLO Marcos Christian	
	<b>6 SERNA MORENO Nelson Javier</b>	<b>COL</b>
	6p PEREZ ARANGO Marlon Alirio	
3	<b>23 RYADOVOY Sergey</b>	<b>RUS</b>
	23p NICHIPURENKO Pavel	
	<b>17 KIMURA Kazuhei</b>	<b>JPN</b>
	17p TERUI Takunari	
4	<b>20 BANGMA Tristan</b>	<b>NED</b>
	20p BOS Patrick	
	<b>16 RYAN Peter</b>	<b>IRL</b>
	16p HAHESSY Sean	
5	<b>24 GUSTAFSSON Jorgen</b>	<b>SWE</b>
	24p STREIJFFERT Marcus	
	<b>8 BELLIDO GUERRERO Adolfo</b>	<b>ESP</b>
	8p MARTIN INFANTE Noel	
6	<b>25 TRIPPLET Cherster</b>	<b>USA</b>
	25p PEDONE Stephen	
	<b>13 KRUSE Kai-Kristian</b>	<b>GER</b>
	13p NIMKE Stefan	
7	<b>7 AVILA RODRIGUEZ Ignacio</b>	<b>ESP</b>
	7p FONT BERTOLI Joan	
	<b>2 VILLALBA Raul</b>	<b>ARG</b>
	2p ROMERO Ezequiel	
8	<b>4 MURPHY Kieran</b>	<b>AUS</b>
	4p GLASSPOOL Lachlan	
	<b>21 POLAK Marcin</b>	<b>POL</b>
	21p LADOSZ Michal	

**Men's B Individual Pursuit  
Qualifying / Qualifications****Start List / Liste de départ**

Race distance: 4km (16 Laps)

World record: 4'08"146 STEVE BATE (GBR) ADAM DUGGLEBY (GBR) 08-09-2016 RIO (BRA)

<b>Heat</b>	<b>Team</b>	
<b>9</b>	<b>18 MOHD ALI Muhammad</b>	<b>MAS</b>
	18p MOHD ZONIS Muhammad Firdaus	
	<b>11 BATE Stephen</b>	<b>GBR</b>
	11p DUGGLEBY Adam	

Fastest 2 riders race for Gold, and 3rd and 4th riders race for Bronze.

Communiqué approved by the Secretary of the Commissaires Panel

**Women's C1 500m Time Trial**

Final

Start List / Liste de départ

Race distance: 500m (2 Laps)

World record: 44"439 JIELI LE (CHN) 18-03-2016 MONTICHIARI (ITA)

Heat	Bib	Name	Team
1	182	TOFT Katie	GREAT BRITAIN
2	181	LI Jieli	PEOPLE'S REPUBLIC OF CHINA

Communiqué approved by the Secretary of the Commissaires Panel \_\_\_\_\_

**Women's C2 500m Time Trial**

Final

Start List / Liste de départ

Race distance: 500m (2 Laps)

World record: 39"631 ALYDA NORBRUIS (NED) 10-09-2016 RIO (BRA)

Heat	Bib	Name	Team
1	197	ELLINGTON Sarah	NEW ZEALAND
2	204	NOGUCHI Keiko	JAPAN
3	194	MUNEVAR FLOREZ Daniela Carolina	COLOMBIA
4	193	ZENG Sini	PEOPLE'S REPUBLIC OF CHINA
5	192	SONG Zhenling	PEOPLE'S REPUBLIC OF CHINA
6	196	NORBRUIS Alyda	NETHERLANDS
7	191	REID Amanda	AUSTRALIA

Communiqué approved by the Secretary of the Commissaires Panel \_\_\_\_\_

**Women's C3 500m Time Trial**

Final

Start List / Liste de départ

Race distance: 500m (2 Laps)

World record: 41"252 MEGAN GIGLIA (GBR) 10-09-2016 RIO (BRA)

Heat	Bib	Name	Team
1	203	SCHINDLER Denise	GERMANY
2	202	GIGLIA Megan	GREAT BRITAIN
3	201	KENNEDY Simone	AUSTRALIA
4	205	WHITMORE Jamie	UNITED STATES OF AMERICA
5	204	NOGUCHI Keiko	JAPAN

Communiqué approved by the Secretary of the Commissaires Panel \_\_\_\_\_

**Men's C1 1km Time Trial**

Final

Start List / Liste de départ

Race distance : 1km (4 Laps)

World record: 1'11"937 LI ZHANGYU (CHN) 10-09-2016 RIO (BRA)

Heat	Bib	Name	Team
1	36	PEREA ARANGO Alejandro	COLOMBIA
2	37	TEN ARGILES Ricardo	SPAIN
3	33	GOMES SOARES Carlos Alberto	BRAZIL
4	39	MASINI Giancarlo	ITALY
5	38	WINKLER Erich	GERMANY
6	31	LOPEZ Rodrigo Fernando	ARGENTINA
7	41	NIJHUIS Arnoud	NETHERLANDS
8	35	LI Zhangyu	PEOPLE'S REPUBLIC OF CHINA
9	43	LISTER William	UNITED STATES OF AMERICA
10	42	KEY Todd	UNITED STATES OF AMERICA
11	32	THOMPSON Darcy	AUSTRALIA
12	34	WILSON Ross	CANADA
13	40	SHAHARUDDIN Mohamad Yusof Hafizi	MALAYSIA

Communiqué approved by the Secretary of the Commissaires Panel \_\_\_\_\_

**Men's C2 1km Time Trial**

Final

Start List / Liste de départ

Race distance : 1km (4 Laps)

World record: 1'13"235 XIE HAO (CHN) 12-04-2014 AGUASCALIENTES (MEX)

Heat	Bib	Name	Team
1	54	DE OLIVEIRA HERLING Victor Luise	BRAZIL
2	36	PEREA ARANGO Alejandro	COLOMBIA
3	63	LYNCH Colin	IRELAND
4	53	VROMANT Ewoud	BELGIUM
5	58	ROMERO RAMIREZ Cristian David	COLOMBIA
6	66	CULP Sean	UNITED STATES OF AMERICA
7	51	ALLAN Gordon	AUSTRALIA
8	62	ROLFE Louis	GREAT BRITAIN
9	56	LIANG Guihua	PEOPLE'S REPUBLIC OF CHINA
10	60	ECKHARD TIO Maurice Far	SPAIN
11	61	LACROIX Francois	FRANCE
12	65	GILMUTDINOV Arslan	RUSSIAN FEDERATION
13	59	KOBLASA Ivo	CZECH REPUBLIC
14	55	CHERNOVE Tristen	CANADA
15	64	KAWAMOTO Shota	JAPAN

Communiqué approved by the Secretary of the Commissaires Panel \_\_\_\_\_





### Men's C3 1km Time Trial

Final

Start List / Liste de départ

Race distance : 1km (4 Laps)

World record: 1'06"131 ALEXEY OBYDENNOV (RUS) 12-04-2014 AGUASCALIENTES (MEX)

Heat	Bib	Name	Team
1	91	AMIZAZAHAN Muhammad Adi Raimie	MALAYSIA
2	88	SCHINDLER Matthias	GERMANY
3	87	WATSON Benjamin	GREAT BRITAIN
4	84	SCIARRA LUCATO Fabio	BRAZIL
5	89	ANOBILE Fabio	ITALY
6	92	BOERSMA Stijn	NETHERLANDS
7	90	FUJITA Masaki	JAPAN
8	85	GRANADOS ALKORTA Amador	SPAIN
9	86	SANTAS ASENSIO Eduardo	SPAIN
10	93	BATUKOV Sergei	RUSSIAN FEDERATION
11	83	SCHELFHOUT Diederick	BELGIUM
12	82	BOSMANS Kris	BELGIUM
13	97	KIMBALL Jason	UNITED STATES OF AMERICA
14	94	OBYDENNOV Alexsey	RUSSIAN FEDERATION
15	81	NICHOLAS David	AUSTRALIA
16	96	BERENYI Joseph	UNITED STATES OF AMERICA

Communiqué approved by the Secretary of the Commissaires Panel \_\_\_\_\_

**Women's C1-3 Scratch Race Final**  
Start List / Liste de départ

Race distance: 10 km (40 laps)

**Starting on the Railing**

No.	Rider	Nation	Team	Class
182	TOFT Katie	GBR	GREAT BRITAIN	WC1
191	REID Amanda	AUS	AUSTRALIA	WC2
194	MUNEVAR FLOREZ Daniela Carolina	COL	COLOMBIA	WC2
196	NORBRUIS Alyda	NED	NETHERLANDS	WC2
203	SCHINDLER Denise	GER	GERMANY	WC3
205	WHITMORE Jamie	USA	UNITED STATES OF AMERICA	WC3

Riders may choose to start from railing or blue band

Communiqué approved by the Secretary of the Commissaires Panel

**Men's C1 Scratch Race Qualification**  
Start List / Liste de départ

Race distance: 10 km (40 laps)

**Starting on the Railing**

No.	Rider	Nation	Team	Class
34	WILSON Ross	CAN	CANADA	MC1
37	TEN ARGILES Ricardo	ESP	SPAIN	MC1
38	WINKLER Erich	GER	GERMANY	MC1
39	MASINI Giancarlo	ITA	ITALY	MC1
41	NIJHUIS Arnoud	NED	NETHERLANDS	MC1
43	LISTER William	USA	UNITED STATES OF AMERICA	MC1

Riders may choose to start from railing or blue band  
Top 3 riders to qualify for Scratch C1-3 Final

Communiqué approved by the Secretary of the Commissaires Panel

**Men's C2 Scratch Race Qualification  
Start List / Liste de départ**

Race distance: 10 km (40 laps)

**Starting on the Railing**

No.	Rider	Nation	Team	Class
36	PEREA ARANGO Alejandro	COL	COLOMBIA	MC2
52	HICKS Darren	AUS	AUSTRALIA	MC2
55	CHERNOVE Tristen	CAN	CANADA	MC2
58	ROMERO RAMIREZ Cristian David	COL	COLOMBIA	MC2
59	KOBLASA Ivo	CZE	CZECH REPUBLIC	MC2
61	LACROIX Francois	FRA	FRANCE	MC2
63	LYNCH Colin	IRL	IRELAND	MC2
64	KAWAMOTO Shota	JPN	JAPAN	MC2
65	GILMUTDINOV Arslan	RUS	RUSSIAN FEDERATION	MC2
66	CULP Sean	USA	UNITED STATES OF AMERICA	MC2

Riders may choose to start from railing or blue band  
Top 7 riders to qualify for Scratch C1-3 Final

Communiqué approved by the Secretary of the Commissaires Panel

**Men's C3 Scratch Race Qualification**  
Start List / Liste de départ

Race distance: 10 km (40 laps)

**Starting on the Railing**

No.	Rider	Nation	Team	Class
81	NICHOLAS David	AUS	AUSTRALIA	MC3
82	BOSMANS Kris	BEL	BELGIUM	MC3
83	SCHELFHOUT Diederick	BEL	BELGIUM	MC3
84	SCIARRA LUCATO Fabio	BRA	BRAZIL	MC3
86	SANTAS ASENSIO Eduardo	ESP	SPAIN	MC3
87	WATSON Benjamin	GBR	GREAT BRITAIN	MC3
88	SCHINDLER Matthias	GER	GERMANY	MC3
89	ANOBILE Fabio	ITA	ITALY	MC3
91	AMIZAZAHAN Muhammad Adi Raimie	MAS	MALAYSIA	MC3
92	BOERSMA Stijn	NED	NETHERLANDS	MC3
95	USTINOV Sergey	RUS	RUSSIAN FEDERATION	MC3
96	BERENYI Joseph	USA	UNITED STATES OF AMERICA	MC3

Top 9 riders to qualify for Scratch C1-3 Final

Communiqué approved by the Secretary of the Commissaires Panel



**Women's B Individual Pursuit  
Qualifying / Qualifications  
Results / Résultats**

Race distance : 3km (12 Laps)

World record: 3'23"328 EMMA FOY (NZL)Laura Fairweather (NZL) 10-04-2014 AGUASCALIENTES (MEX)

Rank	Team	1000m	2000m	Time	Speed
<b>1</b>	<b>FACHIE Lora</b> 165p HALL Corrine	1:12.535(2)	2:21.623 1:09.088(1)	<b>3:32.151</b> <b>1:10.528(1)</b>	50,907 km/h
<b>2</b>	<b>HOET Griet</b> 163p MONSIEUR Anneleen	1:12.257(1)	2:22.268 1:10.011(3)	<b>3:34.149</b> <b>1:11.881(3)</b>	50,432 km/h
<b>3</b>	<b>DUNLEVY Katie-George</b> 167p MCCRYSTAL Eve	1:15.798(3)	2:25.799 1:10.001(2)	<b>3:36.776</b> <b>1:10.977(2)</b>	49,821 km/h
<b>4</b>	<b>CAMERON Amanda</b> 169p VAN KAMPEN Hannah	1:17.347(5)	2:27.617 1:10.270(4)	<b>3:41.509</b> <b>1:13.892(4)</b>	48,756 km/h
<b>5</b>	<b>PASCOE Hannah</b> 170p WOLLASTON Nina	1:19.923(7)	2:33.401 1:13.478(5)	<b>3:48.516</b> <b>1:15.115(5)</b>	47,261 km/h
<b>6</b>	<b>GONCALVES FANHANI Marcia Ribeiro</b> 164p BENATO Taise Maiara	1:18.780(6)	2:34.513 1:15.733(6)	<b>3:50.186</b> <b>1:15.673(6)</b>	46,918 km/h
<b>7</b>	<b>TSAKHILOVA Evgeniya</b> 171p NIKISHINA Olga	1:16.324(4)	2:32.972 1:16.648(7)	<b>3:53.179</b> <b>1:20.207(7)</b>	46,316 km/h
<b>8</b>	<b>MOHD ZAIS Azlia Syafinaz</b> 168p J. SAM Noraidillina Adilla	1:21.106(8)	2:41.648 1:20.542(8)	<b>4:05.090</b> <b>1:23.442(8)</b>	44,065 km/h
<b>9</b>	<b>SANCHEZ Maria</b> 161p BARROSO Micaela Belen	1:29.329(9)	2:56.133 1:26.804(9)	<b>4:24.365</b> <b>1:28.232(9)</b>	40,852 km/h

Communiqué approved by the Secretary of the Commissaires Panel

**Women's B Individual Pursuit****Finals/ Finales****Start List / Liste de départ**

Race distance : 3km (12 Laps)

World record: 3'23"328 EMMA FOY (NZL)Laura Fairweather (NZL) 10-04-2014 AGUASCALIENTES (MEX)

<b>Heat for Bronze</b>	<b>167</b>	<b>DUNLEVY Katie-George</b>	<b>IRL</b>
		167p MCCRYSTAL Eve	
	<b>169</b>	<b>CAMERON Amanda</b>	<b>NZL</b>
		169p VAN KAMPEN Hannah	
<b>Heat for Gold</b>	<b>165</b>	<b>FACHIE Lora</b>	<b>GBR</b>
		165p HALL Corrine	
	<b>163</b>	<b>HOET Griet</b>	<b>BEL</b>
		163p MONSIEUR Anneleen	

Communiqué approved by the President of the Commissaires Panel

**Men's B Individual Pursuit  
Qualifying / Qualifications**
**Results / Résultats**

Race distance: 4km (16 Laps)

World record: 4'08"146 STEVE BATE (GBR) ADAM DUGGLEBY (GBR) 08-09-2016 RIO (BRA)

Rank		1000m	2000m	3000m	Time	Speed
<b>1</b>	<b>AVILA RODRIGUEZ Ignacio</b> 7p FONT BERTOLI Joan	1:07.046(2)	2:06.837 59.791(1)	3:08.230 1:01.393(2)	<b>4:11.037</b>	57,362 km/h
<b>2</b>	<b>BATE Stephen</b> 11p DUGGLEBY Adam	1:08.140(6)	2:08.206 1:00.066(2)	3:09.393 1:01.187(1)	<b>4:11.300</b>	57,302 km/h
<b>3</b>	<b>BANGMA Tristan</b> 20p BOS Patrick	1:06.796(1)	2:07.416 1:00.620(3)	3:08.942 1:01.526(3)	<b>4:12.493</b>	57,031 km/h
<b>4</b>	<b>BELLIDO GUERRERO Adolfo</b> 8p MARTIN INFANTE Noel	1:08.807(8)	2:10.390 1:01.583(4)	3:12.506 1:02.116(4)	<b>4:15.889</b>	56,274 km/h
<b>5</b>	<b>POLAK Marcin</b> 21p LADOSZ Michal	1:07.235(3)	2:08.917 1:01.682(5)	3:12.839 1:03.922(5)	<b>4:19.100</b>	55,576 km/h
<b>6</b>	<b>SERNA MORENO Nelson Javier</b> 6p PEREZ ARANGO Marlon Alirio	1:07.988(4)	2:10.451 1:02.463(6)	3:14.663 1:04.212(6)	<b>4:19.710</b>	55,446 km/h
<b>7</b>	<b>MURPHY Kieran</b> 4p GLASSPOOL Lachlan	1:08.302(7)	2:10.836 1:02.534(7)	3:15.405 1:04.569(7)	<b>4:21.548</b>	55,056 km/h
<b>8</b>	<b>RYAN Peter</b> 16p HAHESSY Sean	1:08.026(5)	2:10.753 1:02.727(8)	3:17.453 1:06.700(9)	<b>4:25.505</b>	54,236 km/h
<b>9</b>	<b>KRUSE Kai-Kristian</b> 13p NIMKE Stefan	1:09.508(9)	2:15.526 1:06.018(9)	3:22.055 1:06.529(8)	<b>4:28.925</b>	53,546 km/h
<b>10</b>	<b>RYADOVOY Sergey</b> 23p NICHIPURENKO Pavel	1:14.385(14)	2:21.661 1:07.276(11)	3:29.594 1:07.933(10)	<b>4:38.217</b>	51,758 km/h




**Men's B Individual Pursuit  
Qualifying / Qualifications**
**Results / Résultats**

Race distance: 4km (16 Laps)

World record: 4'08"146 STEVE BATE (GBR) ADAM DUGGLEBY (GBR) 08-09-2016 RIO (BRA)

Rank		1000m	2000m	3000m	Time	Speed
<b>11</b>	<b>TRIPPLET Cherster</b> 25p PEDONE Stephen	1:12.327(11)	2:19.973 1:07.646(12)	3:32.612 1:12.639(14)	<b>4:39.649</b>	51,493 km/h
<b>12</b>	<b>GOMEZ Maximiliano</b> 1p TOLOZA Sebastian	1:11.357(10)	2:18.626 1:07.269(10)	3:29.649 1:11.023(13)	<b>4:42.510</b>	50,971 km/h
<b>13</b>	<b>LEMONS ANDRADE Marcelo</b> 5p NOVELLO Marcos Christian	1:14.363(13)	2:22.955 1:08.592(13)	3:33.507 1:10.552(12)	<b>4:45.587</b>	50,422 km/h
<b>14</b>	<b>GUSTAFSSON Jorgen</b> 24p STREIJFFERT Marcus	1:17.591(16)	2:27.412 1:09.821(15)	3:37.306 1:09.894(11)	<b>4:46.760</b>	50,216 km/h
<b>15</b>	<b>VILLALBA Raul</b> 2p ROMERO Ezequiel	1:19.854(17)	2:29.255 1:09.401(14)	3:42.062 1:12.807(15)	<b>4:47.194</b>	50,140 km/h
<b>16</b>	<b>KIMURA Kazuhei</b> 17p TERUI Takunari	1:13.523(12)	2:24.194 1:10.671(16)	3:37.782 1:13.588(16)	<b>4:50.868</b>	49,506 km/h
<b>17</b>	<b>MOHD ALI Muhammad</b> 18p MOHD ZONIS Muhammad Firdaus	1:16.961(15)	2:29.820 1:12.859(17)	3:45.587 1:15.767(17)	<b>5:02.028</b>	47,677 km/h
<b>18</b>	<b>ASSOR Frederick</b> 14p MENSAH Rudolf	1:26.682(18)	3:04.282 1:37.600(18)	4:44.324 1:40.042(18)	<b>6:24.329</b>	37,467 km/h

Communiqué approved by the President of the Commissaires Panel

Report printed: 23-03-2018 19:33


[www.veloresults.com](http://www.veloresults.com)

TCT v1.1 Page 2/2

OFFICIAL SUPPLIER



INSTITUTIONAL PARTNERS


 MINISTÉRIO DO  
ESPORTE


**Men's B Individual Pursuit****Finals/ Finales****Start List / Liste de départ**

Race distance: 4km (16 Laps)

World record: 4'08"146 STEVE BATE (GBR)ADAM DUGGLEBY (GBR) 08-09-2016 RIO (BRA)

---

<b>Heat for Bronze</b>	<b>20</b>	<b>BANGMA Tristan</b>	<b>NED</b>
		20p BOS Patrick	
	<b>8</b>	<b>BELLIDO GUERRERO Adolfo</b>	<b>ESP</b>
		8p MARTIN INFANTE Noel	
<b>Heat for Gold</b>	<b>7</b>	<b>AVILA RODRIGUEZ Ignacio</b>	<b>ESP</b>
		7p FONT BERTOLI Joan	
	<b>11</b>	<b>BATE Stephen</b>	<b>GBR</b>
		11p DUGGLEBY Adam	

Communiqué approved by the President of the Commissaires Panel

**Women's C1 500m Time Trial**

Finals / Finales

Results / Résultats

Race distance: 500m (2 Laps)

World record: 44"439 JIELI LE (CHN) 18-03-2016 MONTICHIARI (ITA)

Rank	Bib	Name	Team	250m	Time	Speed
1	181	LI Jieli	PEOPLE'S REPUBLIC	24.434(1)	43.430 18.996(1)	41,446 km/h
2	182	TOFT Katie	GREAT BRITAIN	27.263(2)	47.153 19.890(2)	38,173 km/h

**NEW WORLD RECORD : LI Jieli (CHN) : 43.430**

Communiqué approved by the Secretary of the Commissaires Panel \_\_\_\_\_



## Women's C2 500m Time Trial

Finals / Finales

Results / Résultats

Race distance: 500m (2 Laps)

World record: 39"631 ALYDA NORBRUIS (NED) 10-09-2016 RIO (BRA)

Rank	Bib	Name	Team	250m	Time	Speed
1	196	NORBRUIS Alyda	NETHERLANDS	22.934(1)	39.886 16.951(1)	45,128 km/h
2	191	REID Amanda	AUSTRALIA	23.486(2)	41.034 17.547(2)	43,866 km/h
3	192	SONG Zhenling	PEOPLE'S REPUBLIC	25.129(4)	43.432 18.303(4)	41,444 km/h
4	204	NOGUCHI Keiko	JAPAN	24.154(3)	43.484 19.330(5)	41,394 km/h
5	193	ZENG Sini	PEOPLE'S REPUBLIC	26.790(5)	45.047 18.257(3)	39,958 km/h
6	194	MUNEVAR FLOREZ Daniela Carolina	COLOMBIA	27.462(6)	46.861 19.399(6)	38,411 km/h
7	197	ELLINGTON Sarah	NEW ZEALAND	28.750(7)	49.143 20.392(7)	36,627 km/h

Communiqué approved by the Secretary of the Commissaires Panel \_\_\_\_\_

**Women's C3 500m Time Trial**

Finals / Finales

Results / Résultats

Race distance: 500m (2 Laps)

World record: 41"252 MEGAN GIGLIA (GBR) 10-09-2016 RIO (BRA)

Rank	Bib	Name	Team	250m	Time	Speed
1	202	GIGLIA Megan	GREAT BRITAIN	24.425(1)	42.091 17.666(1)	42,764 km/h
2	203	SCHINDLER Denise	GERMANY	24.449(2)	42.453 18.003(3)	42,399 km/h
3	205	WHITMORE Jamie	UNITED STATES OF A	24.550(3)	43.506 18.956(4)	41,373 km/h
4	201	KENNEDY Simone	AUSTRALIA	25.778(4)	43.658 17.880(2)	41,229 km/h

Communiqué approved by the Secretary of the Commissaires Panel \_\_\_\_\_


**Men's C1 1km Time Trial**
**Final**
**Results / Résultats**
**Race distance : 1km (4 Laps)**
**World record: 1'11"937 LI ZHANGYU (CHN) 10-09-2016 RIO (BRA)**

Rank	Bib	Name	Team	250m	500m	750m	Time	Speed
1	35	LI Zhangyu	PEOPLE'S REPUBLIC	21.834(1)	38.151 16.316(2)	54.963 16.812(2)	1:12.586	49,596 km/h
2	41	NIJHUIS Arnoud	NETHERLANDS	21.900(2)	37.797 15.896(1)	54.564 16.767(1)	1:13.106	49,243 km/h
3	37	TEN ARGILES Ricardo	SPAIN	24.260(5)	41.507 17.247(3)	59.088 17.580(3)	1:17.276	46,586 km/h
4	34	WILSON Ross	CANADA	25.533(8)	43.406 17.872(5)	1:01.285 17.879(4)	1:19.564	45,246 km/h
5	31	LOPEZ Rodrigo Fernando	ARGENTINA	23.226(3)	41.044 17.817(4)	1:00.190 19.145(8)	1:19.914	45,048 km/h
6	40	SHAHARUDDIN Mohamad Yusof Hafizi	MALAYSIA	23.817(4)	42.104 18.287(6)	1:01.347 19.242(9)	1:21.731 20.384(10)	44,046 km/h
7	38	WINKLER Erich	GERMANY	27.534(10)	45.849 18.315(8)	1:04.013 18.163(5)	1:22.573	43,597 km/h
8	32	THOMPSON Darcy	AUSTRALIA	26.903(9)	45.208 18.305(7)	1:03.602 18.393(6)	1:22.612	43,577 km/h
9	43	LISTER William	UNITED STATES OF	25.533(7)	44.678 19.145(10)	1:03.981 19.302(10)	1:23.499	43,114 km/h
10	42	KEY Todd	UNITED STATES OF	28.172(11)	46.874 18.702(9)	1:05.545 18.671(7)	1:24.870	42,417 km/h
11	33	GOMES SOARES Carlos Alberto	BRAZIL	24.702(6)	44.151 19.449(11)	1:04.586 20.434(11)	1:26.089	41,817 km/h
12	39	MASINI Giancarlo	ITALY	28.889(12)	49.840 20.951(12)	1:10.585 20.745(12)	1:31.653	39,278 km/h

Communiqué approved by the President of the Commissaires Panel

Report printed: 23-03-2018 13:13


[www.veloresults.com](http://www.veloresults.com)

TCT v1.1 Page 1/1

OFFICIAL SUPPLIER



INSTITUTIONAL PARTNERS


 MINISTÉRIO DO  
ESPORTE



**Men's C2 1km Time Trial**
**Final**
**Results / Résultats**
**Race distance : 1km (4 Laps)**
**World record: 1'13"235 XIE HAO (CHN) 12-04-2014 AGUASCALIENTES (MEX)**

Rank	Bib	Name	Team	250m	500m	750m	Time	Speed
1	36	PEREA ARANGO Alejandro	COLOMBIA	22.491(1)	38.876 16.384(2)	55.665 16.789(2)	1:13.396	49,048 km/h
2	55	CHERNOVE Tristen	CANADA	23.914(5)	40.073 16.159(1)	56.512 16.439(1)	1:14.105	48,579 km/h
3	56	LIANG Guihua	PEOPLE'S REPUBLIC	24.818(9)	41.484 16.665(3)	58.345 16.861(3)	1:15.672	47,573 km/h
4	62	ROLFE Louis	GREAT BRITAIN	24.003(7)	41.233 17.230(7)	58.373 17.140(4)	1:16.195	47,247 km/h
5	51	ALLAN Gordon	AUSTRALIA	23.356(3)	40.660 17.304(8)	58.243 17.582(7)	1:16.316	47,172 km/h
6	65	GILMUTDINOV Arslan	RUSSIAN FEDERATI	24.025(8)	41.163 17.138(6)	58.686 17.522(6)	1:16.866	46,834 km/h
7	64	KAWAMOTO Shota	JAPAN	25.022(10)	42.090 17.068(5)	59.565 17.475(5)	1:17.701	46,331 km/h
8	58	ROMERO RAMIREZ Cristian David	COLOMBIA	23.675(4)	40.721 17.046(4)	58.658 17.937(9)	1:17.939	46,189 km/h
9	61	LACROIX Francois	FRANCE	23.926(6)	41.394 17.467(9)	59.425 18.030(10)	1:18.450	45,889 km/h
10	59	KOBLASA Ivo	CZECH REPUBLIC	23.343(2)	41.137 17.793(11)	59.465 18.327(11)	1:18.560	45,824 km/h
11	53	VROMANT Ewoud	BELGIUM	26.981(14)	44.689 17.707(10)	1:02.583 17.894(8)	1:21.012	44,437 km/h
12	60	ECKHARD TIO Maurice Far	SPAIN	26.688(12)	45.801 19.113(13)	1:04.663 18.862(13)	1:23.828	42,945 km/h
13	54	DE OLIVEIRA HERLING Victor Luise	BRAZIL	26.540(11)	44.828 18.288(12)	1:04.051 19.223(14)	1:24.078 20.026(14)	42,817 km/h
14	66	CULP Sean	UNITED STATES OF	28.618(15)	47.805 19.186(14)	1:06.612 18.807(12)	1:25.791	41,962 km/h
15	63	LYNCH Colin	IRELAND	26.779(13)	46.098 19.318(15)	1:05.873 19.774(15)	1:26.577	41,581 km/h

Communiqué approved by the President of the Commissaires Panel

Report printed: 23-03-2018 15:47


[www.veloresults.com](http://www.veloresults.com)

TCT v1.1 Page 1/1

OFFICIAL SUPPLIER



INSTITUTIONAL PARTNERS



MINISTÉRIO DO ESPORTE




**Men's C3 1km Time Trial**
**Final**
**Results / Résultats**
**Race distance : 1km (4 Laps)**
**World record: 1'06"131 ALEXEY OBYDENNOV (RUS) 12-04-2014 AGUASCALIENTES (MEX)**

Rank	Bib	Name	Team	250m	500m	750m	Time	Speed
1	96	BERENYI Joseph	UNITED STATES OF	22.864(12)	38.070 15.206(1)	53.503 15.432(1)	1:09.831	51,553 km/h
2	83	SCHELFHOUT Diederick	BELGIUM	22.318(7)	37.803 15.485(3)	53.704 15.900(3)	1:10.581	51,005 km/h
3	82	BOSMANS Kris	BELGIUM	22.200(6)	38.137 15.936(9)	54.324 16.186(5)	1:10.910	50,768 km/h
4	94	OBYDENNOV Alexsey	RUSSIAN FEDERATI	22.461(9)	37.779 15.318(2)	53.655 15.876(2)	1:11.033	50,680 km/h
5	89	ANOBILE Fabio	ITALY	21.872(3)	37.747 15.875(5)	53.978 16.230(6)	1:11.216	50,550 km/h
6	97	KIMBALL Jason	UNITED STATES OF	21.599(1)	37.224 15.625(4)	53.517 16.292(7)	1:11.405	50,416 km/h
7	81	NICHOLAS David	AUSTRALIA	22.624(10)	38.547 15.922(8)	54.612 16.065(4)	1:11.464	50,375 km/h
8	93	BATUKOV Sergei	RUSSIAN FEDERATI	21.738(2)	37.620 15.881(6)	54.124 16.504(10)	1:11.649	50,244 km/h
9	86	SANTAS ASENSIO Eduardo	SPAIN	21.958(4)	38.014 16.056(10)	54.363 16.349(8)	1:11.664	50,234 km/h
10	92	BOERSMA Stijn	NETHERLANDS	22.687(11)	38.585 15.897(7)	55.085 16.500(9)	1:12.690	49,525 km/h
11	90	FUJITA Masaki	JAPAN	22.897(13)	39.269 16.371(11)	56.018 16.749(11)	1:13.765	48,803 km/h
12	87	WATSON Benjamin	GREAT BRITAIN	23.605(14)	40.689 17.083(13)	58.137 17.448(13)	1:16.121	47,293 km/h
13	88	SCHINDLER Matthias	GERMANY	23.894(15)	41.191 17.297(14)	58.477 17.285(12)	1:16.201	47,243 km/h
14	85	GRANADOS ALKORTA Amador	SPAIN	22.118(5)	38.570 16.452(12)	57.279 18.709(14)	1:17.749	46,302 km/h
15	91	AMIZAZAHAN Muhammad Adi Raimie	MALAYSIA	22.424(8)	39.865 17.441(15)	58.576 18.710(15)	1:18.892 20.316(14)	45,632 km/h
16	84	SCIARRA LUCATO Fabio	BRAZIL	27.814(16)	47.597 19.782(16)	1:08.467 20.870(16)	1:30.685	39,697 km/h

Communiqué approved by the President of the Commissaires Panel

Report printed: 23-03-2018 16:34


[www.veloresults.com](http://www.veloresults.com)

TCT v1.1 Page 1/1

OFFICIAL SUPPLIER



INSTITUTIONAL PARTNERS



MINISTÉRIO DO ESPORTE






**Women's B Individual Pursuit**
**Results and Final Classification / Résultats et classement final**

Race distance : 3km (12 Laps)

World record: 3'23"328 EMMA FOY (NZL)Laura Fairweather (NZL) 10-04-2014 AGUASCALIENTES (MEX)

Medal	Rank	Name		1000m	2000m	Time	Speed
<b>Gold</b>	<b>1</b>	<b>165 FACHIE Lora</b> HALL Corrine	<b>GBR</b>	1:12.487	2:21.548	3:31.685	51,019
<b>Silver</b>	<b>2</b>	<b>163 HOET Griet</b> MONSIEUR Anneleen	<b>BEL</b>	1:12.298	2:22.958	3:35.016	50,228
<b>Bronze</b>	<b>3</b>	<b>167 DUNLEVY Katie-George</b> MCCRISTAL Eve	<b>IRL</b>	1:14.393	2:23.785	3:42.433	50,408
	<b>4</b>	<b>169 CAMERON Amanda</b> VAN KAMPEN Hannah	<b>NZL</b>	1:16.747	2:28.115	3:42.433	48,553
	<b>5</b>	<b>170 PASCOE Hannah</b> WOLLASTON Nina	<b>NZL</b>				
	<b>6</b>	<b>164 GONCALVES FANHANI Marcia Ribeiro</b> BENATO Taise Maiara	<b>BRA</b>				
	<b>7</b>	<b>171 TSAKHILOVA Evgeniya</b> NIKISHINA Olga	<b>RUS</b>				
	<b>8</b>	<b>168 MOHD ZAIS Azlia Syafinaz</b> J. SAM Noraidillina Adilla	<b>MAS</b>				
	<b>9</b>	<b>161 SANCHEZ Maria</b> BARROSO Micaela Belen	<b>ARG</b>				

Communiqué approved by the President of the Commissaires Panel



**Men's B Individual Pursuit**  
**Results and Final Classification / Résultats et classement final**  
**Results / Résultats**

Race distance: 4km (16 Laps)

World record: 4'08"146 STEVE BATE (GBR) ADAM DUGGLEBY (GBR) 08-09-2016 RIO (BRA)

Medal	Rank	Team			1000m	2000m	3000m	Time	Speed
<b>Gold</b>	<b>1</b>	11	<b>BATE Stephen</b>	<b>GBR</b>	1:08.297	2:08.524	3:09.932	<b>4:12.579</b>	57,012
		11p	DUGGLEBY Adam						
<b>Silver</b>	<b>2</b>	7	<b>AVILA RODRIGUEZ Ignacio</b>	<b>ESP</b>	1:07.106	2:07.770	3:10.831	<b>4:14.814</b>	56,512
		7p	FONT BERTOLI Joan						
<b>Bronze</b>	<b>3</b>	20	<b>BANGMA Tristan</b>	<b>NED</b>	1:06.388	2:07.444	3:10.000	<b>4:14.957</b>	56,856
		20p	BOS Patrick						
	<b>4</b>	8	<b>BELLIDO GUERRERO Adolfo</b>	<b>ESP</b>	1:08.162	2:08.970	3:11.697	<b>4:14.957</b>	56,480
		8p	MARTIN INFANTE Noel						
	<b>5</b>	21	<b>POLAK Marcin</b>	<b>POL</b>					
		21p	LADOSZ Michal						
	<b>6</b>	6	<b>SERNA MORENO Nelson Javier</b>	<b>COL</b>					
		6p	PEREZ ARANGO Marlon Alirio						
	<b>7</b>	4	<b>MURPHY Kieran</b>	<b>AUS</b>					
		4p	GLASSPOOL Lachlan						
	<b>8</b>	16	<b>RYAN Peter</b>	<b>IRL</b>					
		16p	HAHESSY Sean						
	<b>9</b>	13	<b>KRUSE Kai-Kristian</b>	<b>GER</b>					
		13p	NIMKE Stefan						
	<b>10</b>	23	<b>RYADOVOY Sergey</b>	<b>RUS</b>					
		23p	NICHIPURENKO Pavel						
	<b>11</b>	25	<b>TRIPPLET Cherster</b>	<b>USA</b>					
		25p	PEDONE Stephen						
	<b>12</b>	1	<b>GOMEZ Maximiliano</b>	<b>ARG</b>					
		1p	TOLOZA Sebastian						
	<b>13</b>	5	<b>LEMO ANDRADE Marcelo</b>	<b>BRA</b>					
		5p	NOVELLO Marcos Christian						
	<b>14</b>	24	<b>GUSTAFSSON Jorgen</b>	<b>SWE</b>					
		24p	STREIJFFERT Marcus						
	<b>15</b>	2	<b>VILLALBA Raul</b>	<b>ARG</b>					
		2p	ROMERO Ezequiel						
	<b>16</b>	17	<b>KIMURA Kazuhei</b>	<b>JPN</b>					
		17p	TERUI Takunari						
	<b>17</b>	18	<b>MOHD ALI Muhammad</b>	<b>MAS</b>					
		18p	MOHD ZONIS Muhammad Firdaus						
	<b>18</b>	14	<b>ASSOR Frederick</b>	<b>GHA</b>					
		14p	MENSAH Rudolf						

Communiqué approved by the President of the Commissaires Panel

Report printed: 23-03-2018 18:24



www.veloresults.com

TCT v1.1 Page 1/1

OFFICIAL SUPPLIER



INSTITUTIONAL PARTNERS



MINISTÉRIO DO  
ESPORTE



**Women's C1-3 Scratch Race Final  
Results / Résultats**

Race distance: 10 km (40 laps)

Elapsed time: 16:02

Average speed: Speed: 37,422 km/h

Rank	Bib	Name	Nation	Team	Laps Down	
1	196	NORBRUIS Alyda	NED	NETHERLANDS		WC2
2	203	SCHINDLER Denise	GER	GERMANY		WC3
3	205	WHITMORE Jamie	USA	UNITED STATES OF		WC3
4	194	MUNEVAR FLOREZ Daniela Carolina	COL	COLOMBIA		WC2
5	191	REID Amanda	AUS	AUSTRALIA		WC2
	182	TOFT Katie	GBR	GREAT BRITAIN	DNF	WC1

Riders may choose to start from railing or blue band

Communiqué approved by the Secretary of the Commissaires Panel

**Men's C1 Scratch Race Qualification  
Results / Résultats**

Race distance: 10 km (40 laps)

Elapsed time: 13:47

Average speed: Speed: 43,53 km/h

Rank	Bib	Name	Nation	Team	Laps Down	
1	37	TEN ARGILES Ricardo	ESP	SPAIN		MC1
2	34	WILSON Ross	CAN	CANADA	-1	MC1
3	41	NIJHUIS Arnoud	NED	NETHERLANDS	-2	MC1
4	43	LISTER William	USA	UNITED STATES OF	-2	MC1
5	38	WINKLER Erich	GER	GERMANY	-3	MC1
6	39	MASINI Giancarlo	ITA	ITALY	-3	MC1

Top 3 riders to qualify for Scratch C1-3 Final

Communiqué approved by the Secretary of the Commissaires Panel

**Men's C2 Scratch Race Qualification**  
**Results / Résultats**

Race distance: 10 km (40 laps)

Elapsed time: 14:19

Average speed: Speed: 41,909 km/h

Rank	Bib	Name	Nation	Team	Laps Down	
1	55	CHERNOVE Tristen	CAN	CANADA		MC2
2	36	PEREA ARANGO Alejandro	COL	COLOMBIA		MC2
3	52	HICKS Darren	AUS	AUSTRALIA		MC2
4	64	KAWAMOTO Shota	JPN	JAPAN		MC2
5	65	GILMUTDINOV Arslan	RUS	RUSSIAN FEDERATIO		MC2
6	59	KOBLASA Ivo	CZE	CZECH REPUBLIC		MC2
7	58	ROMERO RAMIREZ Cristian David	COL	COLOMBIA		MC2
8	61	LACROIX Francois	FRA	FRANCE		MC2
9	63	LYNCH Colin	IRL	IRELAND		MC2
	66	CULP Sean	USA	UNITED STATES OF	DNF	MC2

Top 7 riders to qualify for Scratch C1-3 Final

Communiqué approved by the Secretary of the Commissaires Panel

**Men's C3 Scratch Race Qualification  
Results / Résultats**

Race distance: 10 km (40 laps)

Elapsed time: 13:42

Average speed: Speed: ∞ km/h

Rank	Bib	Name	Nation	Team	Laps Down	
1	86	SANTAS ASENSIO Eduardo	ESP	SPAIN		MC3
2	83	SCHELFHOUT Diederick	BEL	BELGIUM		MC3
3	96	BERENYI Joseph	USA	UNITED STATES OF	-1	MC3
4	82	BOSMANS Kris	BEL	BELGIUM	-1	MC3
5	95	USTINOV Sergey	RUS	RUSSIAN FEDERATIO	-1	MC3
6	92	BOERSMA Stijn	NED	NETHERLANDS	-1	MC3
7	87	WATSON Benjamin	GBR	GREAT BRITAIN	-1	MC3
8	81	NICHOLAS David	AUS	AUSTRALIA	-1	MC3
9	89	ANOBILE Fabio	ITA	ITALY	-1	MC3
10	91	AMIZAZAHAN Muhammad Adi Raimie	MAS	MALAYSIA	-1	MC3
11	88	SCHINDLER Matthias	GER	GERMANY	-1	MC3
	84	SCIARRA LUCATO Fabio	BRA	BRAZIL	-3	DNF MC3

Top 9 riders to qualify for Scratch C1-3 Final

Warning and Relagation : #89 ANOBILE Fabio (ITA) for riding on the blue band during the sprint

Warning : #82 BOSMANS Kris (BEL) for moving down towards the inside of the track when a rival was already there

Communiqué approved by the Secretary of the Commissaires Panel

**DECISIONS OF THE PANEL OF COMMISSAIRES  
DECISIONS DU COLLEGE DES COMMISSAIRES****COMMUNIQUE DAY 2 – MARCH 23, 2018****C3 Scratch race qualification**

#89 ANOBILE, Fabio, ITA, Warning and relegation for riding on the blue band during the sprint.

#82 BOSMANS, Kris, BEL, Warning for moving down towards the inside of the track when a rival was already there.

Le college des commissaires



**Women's C4 Individual Pursuit**

Qualifying / Qualifications

Start List / Liste de départ

Race distance: 3km (12 Laps)

World record: 3'55"006 SHAWN MORELLI (USA) 19-03-2016 MONTICHIARI (ITA)

Heat	Bib	Name	Team
1	217	ALENCON Katell	FRANCE
	219	HOWARTH Nikita	NEW ZEALAND
2	215	LI Xueke	PEOPLE'S REPUBLIC OF CHINA
	214	SHAW Keely	CANADA
3	211	LEMON Meg	AUSTRALIA
	220	GALKINA Elena	RUSSIAN FEDERATION
4	213	MOLNAR Marie-Claude	CANADA
	212	PETRICOLA Emily	AUSTRALIA
5	221	MORELLI Shawn	UNITED STATES OF AMERICA
	216	RUAN Jianping	PEOPLE'S REPUBLIC OF CHINA

Fastest 2 riders race for Gold, and 3rd and 4th riders race for Bronze.

Communiqué approved by the Secretary of the Commissaires Panel \_\_\_\_\_



**Women's C5 Individual Pursuit**

Qualifying / Qualifications

Start List / Liste de départ

Race distance: 3km (12 Laps)

World record: 3'31"394 SARAH STOREY (GBR) 08-09-2016 RIO (BRA)

Heat	Bib	Name	Team
1	232	ALVES BUENO Telma Aparecida	BRAZIL
2	235	OSSA VELOZA Paula Andrea	COLOMBIA
	236	JUUL Mari-Liis	ESTONIA
3	238	GROOT Caroline	NETHERLANDS
	239	MURRAY Nicole	NEW ZEALAND
4	237	LANE-WRIGHT Crystal	GREAT BRITAIN
	233	CHANG Lulu	PEOPLE'S REPUBLIC OF CHINA
5	241	SCHUBLE Jennifer	UNITED STATES OF AMERICA
	231	DELGADO Mariela Analia	ARGENTINA
6	240	BOSCO Samantha	UNITED STATES OF AMERICA
	234	ZHOU Jufang	PEOPLE'S REPUBLIC OF CHINA

Fastest 2 riders race for Gold, and 3rd and 4th riders race for Bronze.

Communiqué approved by the Secretary of the Commissaires Panel \_\_\_\_\_

**Men's C4 Individual Pursuit**

Qualifying / Qualifications

Start List / Liste de départ

Race distance : 4km (16 Laps)

World record: 4'26"924 JOZEF METELKA (SVK) 09-03-2016 MONTICHIARI (ITA)

Heat	Bib	Name	Team
1	149	BLINCOE Nick	NEW ZEALAND
2	101	VICENTE Juan	ARGENTINA
	107	VAN GASS Jaco	GREAT BRITAIN
3	105	CALMON David	FRANCE
	108	GRIMES Ronan	IRELAND
4	106	CUNDY Jody	GREAT BRITAIN
	113	WATERS Jacob	UNITED STATES OF AMERICA
5	102	BRIDGWOOD Kyle	AUSTRALIA
	110	NOVAK Carol-Eduard	ROMANIA
6	112	METELKA Jozef	SLOVAKIA
	114	WIDHALM Justin	UNITED STATES OF AMERICA
7	109	TURANO Mohd Najib	MALAYSIA
	104	DUENAS GOMEZ Diego German	COLOMBIA

Fastest 2 riders race for Gold, and 3rd and 4th riders race for Bronze.

Communiqué approved by the Secretary of the Commissaires Panel \_\_\_\_\_

**Men's C5 Individual Pursuit**

Qualifying / Qualifications

Start List / Liste de départ

Race distance : 4km (16 Laps)

World record: 4'24"057 MICHAEL GALLAGHER (AUS) 11-04-2014 AGUASCALIENTES (MEX)

Heat	Bib	Name	Team
1	146	TARLAO Andrea	ITALY
	145	WERMESER Zsombor	HUNGARY
2	144	HUNT Blaine	GREAT BRITAIN
	137	TAN Zeqiang	PEOPLE'S REPUBLIC OF CHINA
3	134	GOHR Soelito	BRAZIL
	141	BJERGFELT William	GREAT BRITAIN
4	140	FOULON Dorian	FRANCE
	148	ABRAHAM GEBRU Daniel	NETHERLANDS
5	143	GILDEA Jonathan	GREAT BRITAIN
	151	GIBB Nicholas	UNITED STATES OF AMERICA
6	133	CHAMAN Lauro Cesar	BRAZIL
	150	DEMENTYEV Yehor	UKRAINE
7	147	AHMAD TARMIZI Zuhairi	MALAYSIA
	131	DONOHUE Alistair	AUSTRALIA

Fastest 2 riders race for Gold, and 3rd and 4th riders race for Bronze.

Communiqué approved by the Secretary of the Commissaires Panel \_\_\_\_\_

**Women's B 1km Time Trial****Final****Start List / Liste de départ**

Race distance : 1km (4 Laps)

World record: 1'05''912 SOPHIE THORNHILL (GBR) Rachel James (GBR) 11-04-2014 AGUASCALIENTES (MEX)

<b>Heat</b>	<b>Team</b>	
<b>1</b>	<b>170 PASCOE Hannah</b> 170p WOLLASTON Nina	<b>NZL</b>
<b>2</b>	<b>161 SANCHEZ Maria</b> 161p BARROSO Micaela Belen	<b>ARG</b>
<b>3</b>	<b>171 TSAKHILOVA Evgeniya</b> 171p NIKISHINA Olga	<b>RUS</b>
<b>4</b>	<b>164 GONCALVES FANHANI Marcia Ribeiro</b> 164p BENATO Taise Maiara	<b>BRA</b>
<b>5</b>	<b>167 DUNLEVY Katie-George</b> 167p MCCRYSTAL Eve	<b>IRL</b>
<b>6</b>	<b>169 CAMERON Amanda</b> 169p VAN KAMPEN Hannah	<b>NZL</b>
<b>7</b>	<b>162 GALLAGHER Jessica</b> 162p JANSSEN Madison	<b>AUS</b>
<b>8</b>	<b>172 SOLOMATINA Mariia</b> 172p PERFILOVA Irina	<b>RUS</b>
<b>9</b>	<b>165 FACHIE Lora</b> 165p HALL Corrine	<b>GBR</b>
<b>10</b>	<b>163 HOET Griet</b> 163p MONSIEUR Anneleen	<b>BEL</b>
<b>11</b>	<b>166 THORNHILL Sophie</b> 166p SCOTT Helen	<b>GBR</b>
<b>12</b>	<b>168 MOHD ZAIS Azlia Syafinaz</b> 168p J. SAM Noraidillina Adilla	<b>MAS</b>

Communiqué approved by the Secretary of the Commissaires Panel

Report printed: 23-03-2018 11:10



www.veloresults.com

TCT v1.1 Page 1/1

OFFICIAL SUPPLIER



INSTITUTIONAL PARTNERS

MINISTÉRIO DO  
ESPORTE

**Men's B 1km Time Trial****Final****Start List / Liste de départ**

Race distance : 1km (4 Laps)

World record: 59''460 NEIL FACHIE (GBR) Peter Mitchell (GBR) 11-04-2014 AGUASCALIENTES (MEX)

<b>Heat</b>	<b>Team</b>	
<b>1</b>	<b>14</b>	<b>ASSOR Frederick</b> 14p MENSAH Rudolf <b>GHA</b>
<b>2</b>	<b>22</b>	<b>KLENOV Vitalii</b> 22p BALUNOV Nikita <b>RUS</b>
<b>3</b>	<b>21</b>	<b>POLAK Marcin</b> 21p LADOSZ Michal <b>POL</b>
<b>4</b>	<b>16</b>	<b>RYAN Peter</b> 16p HAHESSY Sean <b>IRL</b>
<b>5</b>	<b>8</b>	<b>BELLIDO GUERRERO Adolfo</b> 8p MARTIN INFANTE Noel <b>ESP</b>
<b>6</b>	<b>1</b>	<b>GOMEZ Maximiliano</b> 1p TOLOZA Sebastian <b>ARG</b>
<b>7</b>	<b>3</b>	<b>HENDERSON Brad</b> 3p CLARKE Thomas <b>AUS</b>
<b>8</b>	<b>9</b>	<b>BEUGILLET Raphael</b> 9p DUJARRIER Yann <b>FRA</b>
<b>9</b>	<b>6</b>	<b>SERNA MORENO Nelson Javier</b> 6p PEREZ ARANGO Marlon Alirio <b>COL</b>
<b>10</b>	<b>17</b>	<b>KIMURA Kazuhei</b> 17p TERUI Takunari <b>JPN</b>
<b>11</b>	<b>5</b>	<b>LEMOs ANDRADE Marcelo</b> 5p NOVELLO Marcos Christian <b>BRA</b>
<b>12</b>	<b>15</b>	<b>GORDON Martin</b> 15p BYRNE Eamonn <b>IRL</b>
<b>13</b>	<b>11</b>	<b>BATE Stephen</b> 11p DUGGLEBY Adam <b>GBR</b>

**Men's B 1km Time Trial****Final****Start List / Liste de départ**

Race distance : 1km (4 Laps)

World record: 59''460 NEIL FACHIE (GBR) Peter Mitchell (GBR) 11-04-2014 AGUASCALIENTES (MEX)

<b>Heat</b>		<b>Team</b>	
<b>14</b>	<b>2</b>	<b>VILLALBA Raul</b> 2p ROMERO Ezequiel	<b>ARG</b>
<b>15</b>	<b>13</b>	<b>KRUSE Kai-Kristian</b> 13p NIMKE Stefan	<b>GER</b>
<b>16</b>	<b>20</b>	<b>BANGMA Tristan</b> 20p BOS Patrick	<b>NED</b>
<b>17</b>	<b>24</b>	<b>GUSTAFSSON Jorgen</b> 24p STREIJFFERT Marcus	<b>SWE</b>
<b>18</b>	<b>25</b>	<b>TRIPPLET Cherster</b> 25p PEDONE Stephen	<b>USA</b>
<b>19</b>	<b>7</b>	<b>AVILA RODRIGUEZ Ignacio</b> 7p FONT BERTOLI Joan	<b>ESP</b>
<b>20</b>	<b>4</b>	<b>MURPHY Kieran</b> 4p GLASSPOOL Lachlan	<b>AUS</b>
<b>21</b>	<b>12</b>	<b>FACHIE Neil</b> 12p ROTHERHAM Matthew	<b>GBR</b>
<b>22</b>	<b>10</b>	<b>BALL James</b> 10p MITCHELL Peter	<b>GBR</b>
<b>23</b>	<b>18</b>	<b>MOHD ALI Muhammad</b> 18p MOHD ZONIS Muhammad Firdaus	<b>MAS</b>
<b>24</b>	<b>19</b>	<b>RIZAN Muhammad</b> 19p RASOL Muhammad Khairul Adha	<b>MAS</b>

Communiqué approved by the Secretary of the Commissaires Panel

Report printed: 23-03-2018 12:40

[www.veloresults.com](http://www.veloresults.com)

TCT v1.1 Page 2/2

OFFICIAL SUPPLIER



INSTITUTIONAL PARTNERS

MINISTÉRIO DO  
ESPORTE

**Women's C4-5 Scratch Race Final**  
**Start List / Liste de départ**

Race distance: 10 km (40 laps)

**Starting on the Railing**

No.	Rider	Nation	Team	Class
211	LEMON Meg	AUS	AUSTRALIA	WC4
218	HORAN Katherine	NZL	NEW ZEALAND	WC4
231	DELGADO Mariela Analia	ARG	ARGENTINA	WC5
235	OSSA VELOZA Paula Andrea	COL	COLOMBIA	WC5
237	LANE-WRIGHT Crystal	GBR	GREAT BRITAIN	WC5
239	MURRAY Nicole	NZL	NEW ZEALAND	WC5
241	SCHUBLE Jennifer	USA	UNITED STATES OF AMERICA	WC5

**Starting on the Blueband**

No.	Rider	Nation	Team	Class
213	MOLNAR Marie-Claude	CAN	CANADA	WC4
220	GALKINA Elena	RUS	RUSSIAN FEDERATION	WC4
232	ALVES BUENO Telma Aparecida	BRA	BRAZIL	WC5
236	JUUL Mari-Liis	EST	ESTONIA	WC5
238	GROOT Caroline	NED	NETHERLANDS	WC5
240	BOSCO Samantha	USA	UNITED STATES OF AMERICA	WC5

Communiqué approved by the Secretary of the Commissaires Panel

Report printed: 23-03-2018 11:22

[www.veloresults.com](http://www.veloresults.com)

TCM v 2 Page 1/1

OFFICIAL SUPPLIER



INSTITUTIONAL PARTNERS

MINISTÉRIO DO  
ESPORTE



## Women's C4 Individual Pursuit

Qualifying / Qualifications

Results / Résultats

Race distance: 3km (12 Laps)

World record: 3'55"006 SHAWN MORELLI (USA) 19-03-2016 MONTICHIARI (ITA)

Rank	Bib	Name	Team	1000m	2000m	Time	Speed
1	212	PETRICOLA Emily	AUSTRALIA	1:20.956(2)	2:38.065 1:17.109(1)	3:54.501 1:16.436(1)	46,055 km/h
2	221	MORELLI Shawn	UNITED STATES O	1:20.487(1)	2:37.708 1:17.220(2)	3:56.214 1:18.506(2)	45,721 km/h
3	211	LEMON Meg	AUSTRALIA	1:22.830(3)	2:43.126 1:20.296(4)	4:05.702 1:22.576(5)	43,955 km/h
4	213	MOLNAR Marie-Claude	CANADA	1:25.230(5)	2:45.234 1:20.004(3)	4:06.572 1:21.338(3)	43,800 km/h
5	214	SHAW Keely	CANADA	1:26.512(7)	2:47.767 1:21.255(5)	4:09.528 1:21.761(4)	43,281 km/h
6	216	RUAN Jianping	PEOPLE'S REPUBLI	1:23.262(4)	2:48.732 1:25.469(6)	4:16.760 1:28.028(8)	42,062 km/h
7	220	GALKINA Elena	RUSSIAN FEDERA	1:28.395(8)	2:55.108 1:26.713(7)	4:19.892 1:24.784(6)	41,555 km/h
8	215	LI Xueke	PEOPLE'S REPUBLI	1:26.026(6)	2:53.925 1:27.899(10)	4:23.167 1:29.242(9)	41,038 km/h
9	219	HOWARTH Nikita	NEW ZEALAND	1:29.961(9)	2:57.089 1:27.128(8)	4:23.980 1:26.891(7)	40,912 km/h
10	217	ALENCON Katell	FRANCE	1:31.680(10)	2:58.885 1:27.205(9)	4:29.079 1:30.194(10)	40,136 km/h

Notes: NEW WORLD RECORD : PETRICOLA Emily (AUS) 3:54.501  
Fastest 2 riders race for Gold, and 3rd and 4th riders race for Bronze.

Communiqué approved by the Secretary of the Commissaires Panel \_\_\_\_\_



**Women's C4 Individual Pursuit****Finals/ Finales****Start List / Liste de départ**

Race distance: 3km (12 Laps)

World record : 3'54"501 Emily PETRICOLA (AUS) 24-03-2018 RIO DE JANEIRO (BRA)

<b>For Bronze medal</b>	<b>Number</b>	<b>Name</b>	<b>Team</b>
	211	LEMON Meg	AUSTRALIA
	213	MOLNAR Marie-Claude	CANADA

---

<b>For Gold medal</b>	<b>Number</b>	<b>Name</b>	<b>Team</b>
	212	PETRICOLA Emily	AUSTRALIA
	221	MORELLI Shawn	UNITED STATES OF AMERICA

Communiqué approved by the Secretary of the Commissaires Panel \_\_\_\_\_



22-25 March 2018

**Women's C5 Individual Pursuit**

Communiqué n° 77

Qualifying / Qualifications

Results / Résultats

Race distance: 3km (12 Laps)

**World record: 3'31"394 SARAH STOREY (GBR) 08-09-2016 RIO (BRA)**

Rank	Bib	Name	Team	1000m	2000m	Time	Speed
1	237	LANE-WRIGHT Crystal	GREAT BRITAIN	1:19.973(5)	2:33.863 1:13.889(1)	3:46.565 1:12.701(1)	47,668 km/h
2	239	MURRAY Nicole	NEW ZEALAND	1:21.284(7)	2:36.161 1:14.877(2)	3:50.483 1:14.322(2)	46,858 km/h
3	240	BOSCO Samantha	UNITED STATES O	1:09.446(2)	2:26.215 1:16.768(5)	3:51.547 1:25.332(8)	46,642 km/h
4	238	GROOT Caroline	NETHERLANDS	1:17.143(3)	2:34.193 1:17.050(6)	3:55.685 1:21.492(6)	45,823 km/h
5	233	CHANG Lulu	PEOPLE'S REPUBLI	1:21.294(8)	2:37.975 1:16.681(4)	3:57.242 1:19.266(3)	45,523 km/h
6	234	ZHOU Jufang	PEOPLE'S REPUBLI	1:08.337(1)	2:23.588 1:15.251(3)	3:57.413 1:33.824(10)	45,490 km/h
7	235	OSSA VELOZA Paula Andrea	COLOMBIA	1:19.501(4)	2:36.848 1:17.347(7)	3:58.182 1:21.333(5)	45,343 km/h
8	231	DELGADO Mariela Analia	ARGENTINA	1:20.322(6)	2:37.693 1:17.371(8)	3:58.331 1:20.637(4)	45,315 km/h
9	241	SCHUBLE Jennifer	UNITED STATES O	1:21.367(9)	2:41.253 1:19.886(9)	4:03.231 1:21.978(7)	44,402 km/h
10	236	JUUL Mari-Liis	ESTONIA	1:27.524(10)	2:52.459 1:24.934(10)	4:18.820 1:26.361(9)	41,727 km/h
11	232	ALVES BUENO Telma Aparecida	BRAZIL	1:32.996(11)	3:12.757 1:39.761(11)	4:53.145 1:40.388(11)	36,841 km/h

Notes: Fastest 2 riders race for Gold, and 3rd and 4th riders race for Bronze.

Communiqué approved by the Secretary of the Commissaires Panel \_\_\_\_\_

**Women's C5 Individual Pursuit****Finals/ Finales****Start List / Liste de départ**

Race distance: 3km (12 Laps)

World record: 3'31"394 SARAH STOREY (GBR) 08-09-2016 RIO (BRA)

---

<b>For Bronze medal</b>	<b>Number</b>	<b>Name</b>	<b>Team</b>
	240	BOSCO Samantha	UNITED STATES OF AMERICA
	238	GROOT Caroline	NETHERLANDS

---

<b>For Gold medal</b>	<b>Number</b>	<b>Name</b>	<b>Team</b>
	237	LANE-WRIGHT Crystal	GREAT BRITAIN
	239	MURRAY Nicole	NEW ZEALAND

Communiqué approved by the Secretary of the Commissaires Panel \_\_\_\_\_


**Men's C4 Individual Pursuit**

Qualifying / Qualifications

Results / Résultats

Race distance : 4km (16 Laps)

World record: 4'26"924 JOZEF METELKA (SVK) 09-03-2016 MONTICHIARI (ITA)

Rank	Bib	Name	Team	1000m	2000m	3000m	Time	Speed
1	112	METELKA Jozef	SLOVAKIA	1:09.982(1)	2:16.387 1:06.405(2)	3:23.156 1:06.769(1)	4:30.249 1:07.093(1)	53,284 km/h
2	102	BRIDGWOOD Kyle	AUSTRALIA	1:12.509(3)	2:18.842 1:06.333(1)	3:25.894 1:07.052(2)	4:33.769 1:07.875(2)	52,599 km/h
3	107	VAN GASS Jaco	GREAT BRITAIN	1:14.730(6)	2:22.645 1:07.914(4)	3:31.523 1:08.878(4)	4:41.111 1:09.588(4)	51,225 km/h
4	113	WATERS Jacob	UNITED STATES OF	1:12.220(2)	2:20.045 1:07.824(3)	3:30.737 1:10.692(6)	4:42.958 1:12.220(6)	50,890 km/h
5	104	DUENAS GOMEZ Diego German	COLOMBIA	1:15.446(7)	2:24.139 1:08.693(5)	3:33.809 1:09.670(5)	4:43.769 1:09.960(5)	50,745 km/h
6	110	NOVAK Carol-Eduard	ROMANIA	1:15.623(8)	2:28.995 1:13.372(8)	3:36.117 1:07.122(3)	4:45.360 1:09.243(3)	50,462 km/h
7	106	CUNDY Jody	GREAT BRITAIN	1:16.136(10)	2:29.380 1:13.243(7)	3:41.028 1:11.647(7)	4:54.113 1:13.085(7)	48,960 km/h
8	108	GRIMES Ronan	IRELAND	1:14.189(5)	2:25.853 1:11.664(6)	3:39.555 1:13.702(8)	4:55.538 1:15.982(10)	48,724 km/h
9	105	CALMON David	FRANCE	1:15.958(9)	2:29.331 1:13.373(9)	3:44.795 1:15.463(9)	5:00.738 1:15.943(8)	47,882 km/h
10	101	VICENTE Juan	ARGENTINA	1:16.302(11)	2:31.349 1:15.046(11)	3:49.489 1:18.139(11)	5:05.447 1:15.958(9)	47,144 km/h
11	114	WIDHALM Justin	UNITED STATES OF	1:12.563(4)	2:26.924 1:14.361(10)	3:47.098 1:20.174(12)	5:08.702 1:21.604(12)	46,646 km/h
12	109	TURANO Mohd Najib	MALAYSIA	1:16.404(12)	2:32.473 1:16.069(12)	3:53.301 1:20.828(13)	5:16.324 1:23.023(13)	45,522 km/h
13	149	BLINCOE Nick	NEW ZEALAND	1:25.144(13)	2:43.274 1:18.130(13)	4:00.337 1:17.063(10)	5:17.811 1:17.474(11)	45,309 km/h

Notes: Fastest 2 riders race for Gold, and 3rd and 4th riders race for Bronze.

Communiqué approved by the President of the Commissaires Panel

**Men's C4 Individual Pursuit****Finals/ Finales****Start List / Liste de départ**

Race distance : 4km (16 Laps)

World record: 4'26"924 JOZEF METELKA (SVK) 09-03-2016 MONTICHIARI (ITA)

---

<b>For Bronze medal</b>	<b>Number</b>	<b>Name</b>	<b>Team</b>
	107	VAN GASS Jaco	GREAT BRITAIN
	113	WATERS Jacob	UNITED STATES OF AMERICA

---

<b>For Gold medal</b>	<b>Number</b>	<b>Name</b>	<b>Team</b>
	112	METELKA Jozef	SLOVAKIA
	102	BRIDGWOOD Kyle	AUSTRALIA

Communiqué approved by the Secretary of the Commissaires Panel \_\_\_\_\_



## Men's C5 Individual Pursuit

Qualifying / Qualifications

Results / Résultats

Race distance : 4km (16 Laps)

World record: 4'24"057 MICHAEL GALLAGHER (AUS) 11-04-2014 AGUASCALIENTES (MEX)

Rank	Bib	Name	Team	1000m	2000m	3000m	Time	Speed
1	150	DEMENTYEV Yehor	UKRAINE	1:10.630(1)	2:16.072 1:05.441(2)	3:22.894 1:06.822(4)	4:30.910 1:08.015(2)	53,154 km/h
2	143	GILDEA Jonathan	GREAT BRITAIN	1:11.588(2)	2:17.306 1:05.717(3)	3:23.587 1:06.281(2)	4:31.850 1:08.263(3)	52,970 km/h
3	148	ABRAHAM GEBRU Daniel	NETHERLANDS	1:12.058(5)	2:16.738 1:04.680(1)	3:23.628 1:06.890(5)	4:32.956 1:09.327(5)	52,755 km/h
4	141	BJERGFELT William	GREAT BRITAIN	1:12.822(6)	2:18.834 1:06.011(5)	3:25.518 1:06.684(3)	4:34.491 1:08.972(4)	52,460 km/h
5	131	DONOHUE Alistair	AUSTRALIA	1:12.005(4)	2:17.856 1:05.850(4)	3:25.547 1:07.691(6)	4:37.209 1:11.662(9)	51,946 km/h
6	146	TARLAO Andrea	ITALY	1:14.829(9)	2:22.579 1:07.750(7)	3:30.368 1:07.788(7)	4:37.970 1:07.602(1)	51,804 km/h
7	133	CHAMAN Lauro Cesar	BRAZIL	1:11.977(3)	2:19.495 1:07.517(6)	3:28.079 1:08.584(9)	4:38.042 1:09.962(6)	51,790 km/h
8	144	HUNT Blaine	GREAT BRITAIN	1:13.175(7)	2:24.281 1:11.106(8)	3:37.393 1:13.111(11)	4:47.511 1:10.117(7)	50,085 km/h
9	140	FOULON Dorian	FRANCE	1:14.993(10)	2:28.350 1:13.356(12)	3:36.185 1:07.835(8)	4:48.447 1:12.261(10)	49,922 km/h
10	145	WERMESER Zsombor	HUNGARY	1:16.106(12)	2:28.085 1:11.978(9)	3:40.997 1:12.912(10)	4:52.481 1:11.484(8)	49,233 km/h
11	137	TAN Zeqiang	PEOPLE'S REPUBLIC	1:17.379(13)	2:30.495 1:13.116(11)	3:44.239 1:13.744(12)	4:57.149 1:12.910(11)	48,460 km/h
12	134	GOHR Soelito	BRAZIL	1:15.747(11)	2:28.200 1:12.452(10)	3:43.274 1:15.074(13)	5:00.713 1:17.439(12)	47,886 km/h
13	151	GIBB Nicholas	UNITED STATES OF	1:14.391(8)	2:42.001 1:27.610(14)	3:42.605 1:00.603(1)	5:01.774 1:19.169(14)	47,717 km/h
14	147	AHMAD TARMIZI Zuhairi	MALAYSIA	1:18.357(14)	2:32.681 1:14.323(13)	3:53.222 1:20.541(14)	5:12.330 1:19.108(13)	46,105 km/h

Notes: Fastest 2 riders race for Gold, and 3rd and 4th riders race for Bronze.

Communiqué approved by the President of the Commissaires Panel

**Men's C5 Individual Pursuit****Finals/ Finales****Start List / Liste de départ**

Race distance : 4km (16 Laps)

World record: 4'24"057 MICHAEL GALLAGHER (AUS) 11-04-2014 AGUASCALIENTES (MEX)

---

<b>For Bronze medal</b>	<b>Number</b>	<b>Name</b>	<b>Team</b>
	148	ABRAHAM GEBRU Daniel	NETHERLANDS
	141	BJERGFELT William	GREAT BRITAIN

---

<b>For Gold medal</b>	<b>Number</b>	<b>Name</b>	<b>Team</b>
	150	DEMENTYEV Yehor	UKRAINE
	143	GILDEA Jonathan	GREAT BRITAIN

Communiqué approved by the Secretary of the Commissaires Panel \_\_\_\_\_


**Women's C4 Individual Pursuit**
**Results and Final Classification / Résultats et classement final**

Race distance: 3km (12 Laps)

World record : 3'54"501 Emily PETRICOLA (AUS) 24-03-2018 RIO DE JANEIRO (BRA)

Medal	Rank	Name	Team	1000m	2000m	Time	Speed
<b>Gold</b>	<b>1</b>	221 MORELLI Shawn	UNITED STATES OF AMERICA	1:21.020	2:38.372	3:56.576	45,651
<b>Silver</b>	<b>2</b>	212 PETRICOLA Emily	AUSTRALIA	1:21.210	2:38.754	3:57.781	45,419
<b>Bronze</b>	<b>3</b>	211 LEMON Meg	AUSTRALIA	1:22.008	2:40.066		
	<b>4</b>	213 MOLNAR Marie-Claude	CANADA	1:23.030	2:49.512	OVL	
	<b>5</b>	214 SHAW Keely	CANADA				
	<b>6</b>	216 RUAN Jianping	PEOPLE'S REPUBLIC OF CHINA				
	<b>7</b>	220 GALKINA Elena	RUSSIAN FEDERATION				
	<b>8</b>	215 LI Xueke	PEOPLE'S REPUBLIC OF CHINA				
	<b>9</b>	219 HOWARTH Nikita	NEW ZEALAND				
	<b>10</b>	217 ALENCON Katell	FRANCE				

Communiqué approved by the Secretary of the Commissaires Panel \_\_\_\_\_

Report printed: 24-03-2018 15:09


[www.veloresults.com](http://www.veloresults.com)

TCT v2 Page 1/1

OFFICIAL SUPPLIER



INSTITUTIONAL PARTNERS



MINISTÉRIO DO ESPORTE







**Women's C5 Individual Pursuit**  
**Results and Final Classification / Résultats et classement final**

Race distance: 3km (12 Laps)

World record: 3'31"394 SARAH STOREY (GBR) 08-09-2016 RIO (BRA)

Medal	Rank	Name	Team	1000m	2000m	Time	Speed
<b>Gold</b>	<b>1</b>	237 LANE-WRIGHT Crystal	GREAT BRITAIN	1:19.403	2:32.909	3:46.936	47,590
<b>Silver</b>	<b>2</b>	239 MURRAY Nicole	NEW ZEALAND	1:21.005	2:36.162	3:51.455	46,661
<b>Bronze</b>	<b>3</b>	240 BOSCO Samantha	UNITED STATES OF AMERICA	1:18.157	2:33.017	4:00.107	46,679
	<b>4</b>	238 GROOT Caroline	NETHERLANDS	1:23.548	2:39.438	4:00.107	44,979
	<b>5</b>	233 CHANG Lulu	PEOPLE'S REPUBLIC OF CHINA				
	<b>6</b>	234 ZHOU Jufang	PEOPLE'S REPUBLIC OF CHINA				
	<b>7</b>	235 OSSA VELOZA Paula Andrea	COLOMBIA				
	<b>8</b>	231 DELGADO Mariela Analia	ARGENTINA				
	<b>9</b>	241 SCHUBLE Jennifer	UNITED STATES OF AMERICA				
	<b>10</b>	236 JUUL Mari-Liis	ESTONIA				
	<b>11</b>	232 ALVES BUENO Telma Aparecida	BRAZIL				

Communiqué approved by the Secretary of the Commissaires Panel \_\_\_\_\_

Report printed: 24-03-2018 15:21



www.veloresults.com

TCT v2 Page 1/1

OFFICIAL SUPPLIER



INSTITUTIONAL PARTNERS



MINISTÉRIO DO  
ESPORTE




**Men's C4 Individual Pursuit**
**Results and Final Classification / Résultats et classement final**

Race distance : 4km (16 Laps)

World record: 4'26"924 JOZEF METELKA (SVK) 09-03-2016 MONTICHIARI (ITA)

Medal	Rank	Name	Team	1000m	2000m	3000m	Time	Speed
<b>Gold</b>	<b>1</b>	112 METELKA Jozef	SLOVAKIA	1:10.251	2:16.113	3:22.955	<b>4:30.584</b>	53,218
<b>Silver</b>	<b>2</b>	102 BRIDGWOOD Kyle	AUSTRALIA	1:11.560	2:18.285	3:26.994	<b>4:36.546</b>	52,071
<b>Bronze</b>	<b>3</b>	107 VAN GASS Jaco	GREAT BRITAIN	1:14.328	2:22.155	3:31.952	<b>4:43.461</b>	50,837
	<b>4</b>	113 WATERS Jacob	UNITED STATES OF AMERICA	1:13.319	2:22.535	3:32.626	<b>4:43.461</b>	50,801
	<b>5</b>	104 DUENAS GOMEZ Diego German	COLOMBIA					
	<b>6</b>	110 NOVAK Carol-Eduard	ROMANIA					
	<b>7</b>	106 CUNDY Jody	GREAT BRITAIN					
	<b>8</b>	108 GRIMES Ronan	IRELAND					
	<b>9</b>	105 CALMON David	FRANCE					
	<b>10</b>	101 VICENTE Juan	ARGENTINA					
	<b>11</b>	114 WIDHALM Justin	UNITED STATES OF AMERICA					
	<b>12</b>	109 TURANO Mohd Najib	MALAYSIA					
	<b>13</b>	149 BLINCOE Nick	NEW ZEALAND					

Communiqué approved by the President of the Commissaires Panel

Report printed: 24-03-2018 16:01


[www.veloresults.com](http://www.veloresults.com)

TCT v1.1 Page 1/1

OFFICIAL SUPPLIER



INSTITUTIONAL PARTNERS



MINISTÉRIO DO ESPORTE




**Men's C5 Individual Pursuit**
**Results and Final Classification / Résultats et classement final**

Race distance : 4km (16 Laps)

World record: 4'24"057 MICHAEL GALLAGHER (AUS) 11-04-2014 AGUASCALIENTES (MEX)

Medal	Rank	Name	Team	1000m	2000m	3000m	Time	Speed
<b>Gold</b>	<b>1</b>	150 DEMENTYEV Yehor	UKRAINE	1:10.818	2:17.327	3:23.970	<b>4:31.619</b>	53,015
<b>Silver</b>	<b>2</b>	143 GILDEA Jonathan	GREAT BRITAIN	1:11.996	2:17.986	3:24.595	<b>4:32.496</b>	52,845
<b>Bronze</b>	<b>3</b>	148 ABRAHAM GEBRU Daniel	NETHERLANDS	1:12.810	2:18.434	3:25.490	<b>4:34.285</b>	52,501
	<b>4</b>	141 BJERGFELT William	GREAT BRITAIN	1:13.783	2:20.179	3:27.093	<b>4:35.426</b>	52,283
	<b>5</b>	131 DONOHOE Alistair	AUSTRALIA					
	<b>6</b>	146 TARLAO Andrea	ITALY					
	<b>7</b>	133 CHAMAN Lauro Cesar	BRAZIL					
	<b>8</b>	144 HUNT Blaine	GREAT BRITAIN					
	<b>9</b>	140 FOULON Dorian	FRANCE					
	<b>10</b>	145 WERMESER Zsombor	HUNGARY					
	<b>11</b>	137 TAN Zeqiang	PEOPLE'S REPUBLIC OF CHINA					
	<b>12</b>	134 GOHR Soelito	BRAZIL					
	<b>13</b>	151 GIBB Nicholas	UNITED STATES OF AMERICA					
	<b>14</b>	147 AHMAD TARMIZI Zuhairi	MALAYSIA					

Communiqué approved by the President of the Commissaires Panel

Report printed: 24-03-2018 16:32


[www.veloresults.com](http://www.veloresults.com)

TCT v1.1 Page 1/1

OFFICIAL SUPPLIER



INSTITUTIONAL PARTNERS


 MINISTÉRIO DO  
ESPORTE



**Women's B 1km Time Trial**
**Final**
**Results / Résultats**

Race distance : 1km (4 Laps)

World record: 1'05"912 SOPHIE THORNHILL (GBR) Rachel James (GBR) 11-04-2014 AGUASCALIENTES (MEX)

Rank			250m	500m	750m	Time	Speed
<b>1</b>	166	<b>THORNHILL Sophie</b>	<b>GBR</b> 20.222(1)	34.337 14.114(1)	49.054 14.716(1)	<b>1:05.079</b> <b>16.025(3)</b>	55,317 km/h
		166p SCOTT Helen					
<b>2</b>	162	<b>GALLAGHER Jessica</b>	<b>AUS</b> 21.762(2)	36.639 14.876(2)	51.812 15.173(3)	<b>1:07.708</b> <b>15.896(2)</b>	53,169 km/h
		162p JANSSEN Madison					
<b>3</b>	163	<b>HOET Griet</b>	<b>BEL</b> 22.281(4)	37.467 15.186(3)	52.604 15.136(2)	<b>1:08.314</b> <b>15.709(1)</b>	52,697 km/h
		163p MONSIEUR Anneleen					
<b>4</b>	165	<b>FACHIE Lora</b>	<b>GBR</b> 22.072(3)	37.949 15.877(6)	53.987 16.037(5)	<b>1:10.280</b> <b>16.292(4)</b>	51,223 km/h
		165p HALL Corrine					
<b>5</b>	169	<b>CAMERON Amanda</b>	<b>NZL</b> 22.858(6)	38.397 15.539(4)	54.287 15.889(4)	<b>1:11.224</b> <b>16.937(6)</b>	50,544 km/h
		169p VAN KAMPEN Hannah					
<b>6</b>	172	<b>SOLOMATINA Mariia</b>	<b>RUS</b> 22.407(5)	38.106 15.698(5)	54.614 16.508(8)	<b>1:12.383</b> <b>17.768(9)</b>	49,735 km/h
		172p PERFILOVA Irina					
<b>7</b>	167	<b>DUNLEVY Katie-George</b>	<b>IRL</b> 23.612(9)	39.570 15.958(7)	55.662 16.091(6)	<b>1:12.509</b> <b>16.847(5)</b>	49,649 km/h
		167p MCCRYSTAL Eve					
<b>8</b>	171	<b>TSAKHILOVA Evgeniya</b>	<b>RUS</b> 23.355(7)	39.955 16.599(9)	56.428 16.473(7)	<b>1:13.532</b> <b>17.104(7)</b>	48,958 km/h
		171p NIKISHINA Olga					
<b>9</b>	164	<b>GONCALVES FANHANI Marcia Ribeiro</b>	<b>BRA</b> 23.587(8)	40.334 16.746(11)	57.579 17.245(10)	<b>1:15.869</b> <b>18.290(10)</b>	47,450 km/h
		164p BENATO Taise Maiara					
<b>10</b>	170	<b>PASCOE Hannah</b>	<b>NZL</b> 24.933(11)	41.491 16.557(8)	58.189 16.698(9)	<b>1:15.953</b> <b>17.763(8)</b>	47,397 km/h
		170p WOLLASTON Nina					
<b>11</b>	168	<b>MOHD ZAIS Azlia Syafinaz</b>	<b>MAS</b> 23.947(10)	40.555 16.607(10)	58.081 17.526(11)	<b>1:16.844</b> <b>18.763(11)</b>	46,848 km/h
		168p J. SAM Noraidillina Adilla					
<b>12</b>	161	<b>SANCHEZ Maria</b>	<b>ARG</b> 25.456(12)	44.279 18.822(12)	1:03.665 19.386(12)	<b>1:24.234</b> <b>20.568(12)</b>	42,738 km/h
		161p BARROSO Micaela Belen					

**NEW WORLD RECORD THORNHILL Sophie (GBR) 1:05:079**

Communiqué approved by the President of the Commissaires Panel



## Men's B 1km Time Trial Final

### Results / Résultats

Race distance : 1km (4 Laps)

World record: 59''460 NEIL FACHIE (GBR) Peter Mitchell (GBR) 11-04-2014 AGUASCALIENTES (MEX)

Rank			250m	500m	750m	Time	Speed
1	12 <b>FACHIE Neil</b>	GBR	18.583(1)	31.470 12.886(1)	44.968 13.497(1)	<b>59.686</b> <b>14.718(8)</b>	60,315 km/h
	12p ROTHERHAM Matthew						
2	10 <b>BALL James</b>	GBR	18.919(2)	31.931 13.011(2)	45.603 13.672(3)	<b>1:00.535</b> <b>14.932(10)</b>	59,469 km/h
	10p MITCHELL Peter						
3	20 <b>BANGMA Tristan</b>	NED	19.703(3)	33.159 13.455(3)	46.693 13.534(2)	<b>1:00.755</b> <b>14.061(1)</b>	59,254 km/h
	20p BOS Patrick						
4	3 <b>HENDERSON Brad</b>	AUS	20.588(6)	34.390 13.802(4)	48.221 13.831(4)	<b>1:02.785</b> <b>14.564(7)</b>	57,338 km/h
	3p CLARKE Thomas						
5	7 <b>AVILA RODRIGUEZ Ignacio</b>	ESP	21.590(16)	35.726 14.136(7)	49.577 13.850(5)	<b>1:03.787</b> <b>14.210(3)</b>	56,437 km/h
	7p FONT BERTOLI Joan						
6	13 <b>KRUSE Kai-Kristian</b>	GER	21.426(9)	35.499 14.072(6)	49.490 13.991(7)	<b>1:03.913</b> <b>14.423(5)</b>	56,326 km/h
	13p NIMKE Stefan						
7	4 <b>MURPHY Kieran</b>	AUS	21.530(15)	35.750 14.219(9)	49.645 13.895(6)	<b>1:04.084</b> <b>14.439(6)</b>	56,176 km/h
	4p GLASSPOOL Lachlan						
8	19 <b>RIZAN Muhammad</b>	MAS	20.820(7)	34.649 13.828(5)	48.883 14.233(9)	<b>1:04.192</b> <b>15.309(13)</b>	56,081 km/h
	19p RASOL Muhammad Khairul Adha						
9	8 <b>BELLIDO GUERRERO Adolfo</b>	ESP	21.758(17)	36.221 14.463(15)	50.227 14.006(8)	<b>1:04.427</b> <b>14.199(2)</b>	55,877 km/h
	8p MARTIN INFANTE Noel						
10	11 <b>BATE Stephen</b>	GBR	21.507(13)	35.889 14.382(12)	50.130 14.240(10)	<b>1:04.523</b> <b>14.393(4)</b>	55,794 km/h
	11p DUGGLEBY Adam						
11	22 <b>KLENOV Vitalii</b>	RUS	20.181(4)	34.469 14.288(10)	49.073 14.604(13)	<b>1:04.637</b> <b>15.564(17)</b>	55,695 km/h
	22p BALUNOV Nikita						
12	21 <b>POLAK Marcin</b>	POL	21.449(10)	35.891 14.442(14)	50.208 14.317(11)	<b>1:04.943</b> <b>14.735(9)</b>	55,433 km/h
	21p LADOSZ Michal						
13	6 <b>SERNA MORENO Nelson Javier</b>	COL	21.119(8)	35.483 14.364(11)	50.092 14.608(14)	<b>1:05.273</b> <b>15.180(11)</b>	55,152 km/h
	6p PEREZ ARANGO Marlon Alirio						
14	15 <b>GORDON Martin</b>	IRL	21.524(14)	35.710 14.186(8)	50.242 14.531(12)	<b>1:05.507</b> <b>15.265(12)</b>	54,955 km/h
	15p BYRNE Eamonn						


**Men's B 1km Time Trial**
**Final**
**Results / Résultats**

Race distance : 1km (4 Laps)

World record: 59''460 NEIL FACHIE (GBR) Peter Mitchell (GBR) 11-04-2014 AGUASCALIENTES (MEX)

Rank			250m	500m	750m	Time	Speed
<b>15</b>	<b>2 VILLALBA Raul</b>	<b>ARG</b>	20.577(5)	35.072 14.495(16)	50.107 15.035(20)	<b>1:06.076</b> <b>15.968(21)</b>	54,482 km/h
	2p ROMERO Ezequiel						
<b>16</b>	<b>16 RYAN Peter</b>	<b>IRL</b>	21.498(11)	36.205 14.706(19)	50.992 14.787(16)	<b>1:06.426</b> <b>15.434(14)</b>	54,195 km/h
	16p HAHESY Sean						
<b>17</b>	<b>9 BEAUGILLET Raphael</b>	<b>FRA</b>	21.501(12)	35.937 14.436(13)	50.773 14.836(18)	<b>1:06.436</b> <b>15.663(19)</b>	54,187 km/h
	9p DUJARRIER Yann						
<b>18</b>	<b>1 GOMEZ Maximiliano</b>	<b>ARG</b>	21.974(19)	36.601 14.626(18)	51.335 14.734(15)	<b>1:06.789</b> <b>15.454(16)</b>	53,901 km/h
	1p TOLOZA Sebastian						
<b>19</b>	<b>17 KIMURA Kazuhei</b>	<b>JPN</b>	21.955(18)	36.534 14.578(17)	51.393 14.859(19)	<b>1:07.054</b> <b>15.660(18)</b>	53,688 km/h
	17p TERUI Takunari						
<b>20</b>	<b>18 MOHD ALI Muhammad</b>	<b>MAS</b>	22.999(21)	37.728 14.728(20)	52.546 14.818(17)	<b>1:07.992</b> <b>15.445(15)</b>	52,947 km/h
	18p MOHD ZONIS Muhammad Firdaus						
<b>21</b>	<b>24 GUSTAFSSON Jorgen</b>	<b>SWE</b>	23.198(22)	38.687 15.489(21)	54.091 15.404(21)	<b>1:09.995</b> <b>15.903(20)</b>	51,432 km/h
	24p STREIJFFERT Marcus						
<b>22</b>	<b>25 TRIPPLET Cherster</b>	<b>USA</b>	22.883(20)	38.629 15.746(23)	54.258 15.628(22)	<b>1:10.335</b> <b>16.076(22)</b>	51,183 km/h
	25p PEDONE Stephen						
<b>23</b>	<b>5 LEMOS ANDRADE Marcelo</b>	<b>BRA</b>	24.076(23)	39.757 15.681(22)	55.452 15.695(23)	<b>1:11.793</b> <b>16.340(23)</b>	50,144 km/h
	5p NOVELLO Marcos Christian						
<b>24</b>	<b>14 ASSOR Frederick</b>	<b>GHA</b>	24.514(24)	42.499 17.984(24)	1:02.360 19.861(24)	<b>1:24.808</b> <b>22.448(24)</b>	42,448 km/h
	14p MENSAH Rudolf						

Communiqué approved by the President of the Commissaires Panel

Report printed: 24-03-2018 18:37


[www.veloresults.com](http://www.veloresults.com)

TCT v1.1 Page 2/2

OFFICIAL SUPPLIER



INSTITUTIONAL PARTNERS


 MINISTÉRIO DO  
ESPORTE




## Women's C4-5 Scratch Race Final Results / Résultats

Race distance: 10 km (40 laps)

Elapsed time: 14:25

Average speed: Speed: 41,618 km/h

Rank	Bib	Name	Nation	Team	Laps Down	
1	238	GROOT Caroline	NED	NETHERLANDS		WC5
2	235	OSSA VELOZA Paula Andrea	COL	COLOMBIA		WC5
3	231	DELGADO Mariela Analia	ARG	ARGENTINA		WC5
4	240	BOSCO Samantha	USA	UNITED STATES OF		WC5
5	237	LANE-WRIGHT Crystal	GBR	GREAT BRITAIN		WC5
6	241	SCHUBLE Jennifer	USA	UNITED STATES OF		WC5
7	218	HORAN Katherine	NZL	NEW ZEALAND		WC4
8	239	MURRAY Nicole	NZL	NEW ZEALAND		WC5
9	211	LEMON Meg	AUS	AUSTRALIA		WC4
10	213	MOLNAR Marie-Claude	CAN	CANADA		WC4
11	236	JUUL Mari-Liis	EST	ESTONIA	-2	WC5
12	220	GALKINA Elena	RUS	RUSSIAN FEDERATIO	-2	WC4
	232	ALVES BUENO Telma Aparecida	BRA	BRAZIL	-2	DNF WC5

Communiqué approved by the Secretary of the Commissaires Panel

Report printed: 24-03-2018 19:12



www.veloresults.com

TCM v2 Page 1/1

OFFICIAL SUPPLIER



INSTITUTIONAL PARTNERS



MINISTÉRIO DO  
ESPORTE



**DECISIONS OF THE PANEL OF COMMISSAIRES  
DECISIONS DU COLLEGE DES COMMISSAIRES**

**COMMUNIQUE DAY 3 – MARCH 24, 2018**

Nothing to declare.  
Rien à déclarer.

Le college des commissaires



**Women's B Sprint Qualification****Start List / Liste de départ**

Race distance : 6 Laps

<b>Heat</b>	<b>Team</b>	
<b>1</b>	<b>161 SANCHEZ Maria</b>	<b>ARG</b>
	161p BARROSO Micaela Belen	
<b>2</b>	<b>164 GONCALVES FANHANI Marcia Ribeiro</b>	<b>BRA</b>
	164p BENATO Taise Maiara	
<b>3</b>	<b>167 DUNLEVY Katie-George</b>	<b>IRL</b>
	167p MCCRYSTAL Eve	
<b>4</b>	<b>170 PASCOE Hannah</b>	<b>NZL</b>
	170p WOLLASTON Nina	
<b>5</b>	<b>172 SOLOMATINA Mariia</b>	<b>RUS</b>
	172p PERFILOVA Irina	
<b>6</b>	<b>163 HOET Griet</b>	<b>BEL</b>
	163p MONSIEUR Anneleen	
<b>7</b>	<b>162 GALLAGHER Jessica</b>	<b>AUS</b>
	162p JANSSEN Madison	
<b>8</b>	<b>166 THORNHILL Sophie</b>	<b>GBR</b>
	166p SCOTT Helen	
<b>9</b>	<b>168 MOHD ZAIS Azlia Syafinaz</b>	<b>MAS</b>
	168p J. SAM Noraidillina Adilla	

Top 8 riders qualify for 1/4 Finals. Others will be rank based on their qualification time

Communiqué approved by the Secretary of the Commissaires Panel

**Men's B Sprint Qualification****Start List / Liste de départ**

Race distance: 6 Laps

<b>Heat</b>		<b>Team</b>	
<b>1</b>	<b>14</b>	<b>ASSOR Frederick</b> 14p MENSAH Rudolf	<b>GHA</b>
<b>2</b>	<b>5</b>	<b>LEMOS ANDRADE Marcelo</b> 5p NOVELLO Marcos Christian	<b>BRA</b>
<b>3</b>	<b>1</b>	<b>GOMEZ Maximiliano</b> 1p TOLOZA Sebastian	<b>ARG</b>
<b>4</b>	<b>3</b>	<b>HENDERSON Brad</b> 3p CLARKE Thomas	<b>AUS</b>
<b>5</b>	<b>9</b>	<b>BEAUGILLET Raphael</b> 9p DUJARRIER Yann	<b>FRA</b>
<b>6</b>	<b>13</b>	<b>KRUSE Kai-Kristian</b> 13p NIMKE Stefan	<b>GER</b>
<b>7</b>	<b>16</b>	<b>RYAN Peter</b> 16p HAHESSY Sean	<b>IRL</b>
<b>8</b>	<b>17</b>	<b>KIMURA Kazuhei</b> 17p TERUI Takunari	<b>JPN</b>
<b>9</b>	<b>20</b>	<b>BANGMA Tristan</b> 20p BOS Patrick	<b>NED</b>
<b>10</b>	<b>8</b>	<b>BELLIDO GUERRERO Adolfo</b> 8p MARTIN INFANTE Noel	<b>ESP</b>
<b>11</b>	<b>22</b>	<b>KLENOV Vitalii</b> 22p BALUNOV Nikita	<b>RUS</b>
<b>12</b>	<b>2</b>	<b>VILLALBA Raul</b> 2p ROMERO Ezequiel	<b>ARG</b>
<b>13</b>	<b>24</b>	<b>GUSTAFSSON Jorgen</b> 24p STREIJFFERT Marcus	<b>SWE</b>

**Men's B Sprint Qualification****Start List / Liste de départ**

Race distance: 6 Laps

<b>Heat</b>		<b>Team</b>	
<b>14</b>	<b>15</b>	<b>GORDON Martin</b> 15p BYRNE Eamonn	<b>IRL</b>
<b>15</b>	<b>7</b>	<b>AVILA RODRIGUEZ Ignacio</b> 7p FONT BERTOLI Joan	<b>ESP</b>
<b>16</b>	<b>12</b>	<b>FACHIE Neil</b> 12p ROTHERHAM Matthew	<b>GBR</b>
<b>17</b>	<b>10</b>	<b>BALL James</b> 10p MITCHELL Peter	<b>GBR</b>
<b>18</b>	<b>18</b>	<b>MOHD ALI Muhammad</b> 18p MOHD ZONIS Muhammad Firdaus	<b>MAS</b>
<b>19</b>	<b>19</b>	<b>RIZAN Muhammad</b> 19p RASOL Muhammad Khairul Adha	<b>MAS</b>

Top 8 riders qualify for 1/4 Finals. Others will be rank based on their qualification time

Communiqué approved by the Secretary of the Commissaires Panel



### Mixed Team Sprint Qualifying / Qualifications Start List / Liste de départ Race distance: 750m (3 Laps)

Heat	Team			
<b>1</b>	<b>215 BELGIUM</b>	132	VERSCHAEREN Niels	<b>BEL</b> MC5
		82	BOSMANS Kris	MC3
		83	SCHELFHOUT Diederick	MC3
<b>2</b>	<b>214 MALAYSIA</b>	40	SHAHARUDDIN Mohamad Yusof Hafizi	<b>MAS</b> MC1
		109	TURANO Mohd Najib	MC4
		147	AHMAD TARMIZI Zuhairi	MC5
<b>3</b>	<b>212 NETHERLANDS</b>	41	NIJHUIS Arnoud	<b>NED</b> MC1
		92	BOERSMA Stijn	MC3
		148	ABRAHAM GEBRU Daniel	MC5
<b>4</b>	<b>208 NEW ZEALAND</b>	219	HOWARTH Nikita	<b>NZL</b> WC4
		239	MURRAY Nicole	WC5
		218	HORAN Katherine	WC4
<b>5</b>	<b>201 BRAZIL</b>	33	GOMES SOARES Carlos Alberto	<b>BRA</b> MC1
		134	GOHR Soelito	MC5
		133	CHAMAN Lauro Cesar	MC5
<b>6</b>	<b>204 ARGENTINA</b>	31	LOPEZ Rodrigo Fernando	<b>ARG</b> MC1
		231	DELGADO Mariela Analia	WC5
		101	VICENTE Juan	MC4
<b>7</b>	<b>211 FRANCE</b>	61	LACROIX Francois	<b>FRA</b> MC2
		105	CALMON David	MC4
		140	FOULON Dorian	MC5
<b>8</b>	<b>207 COLOMBIA</b>	235	OSSA VELOZA Paula Andrea	<b>COL</b> WC5
		36	PEREA ARANGO Alejandro	MC2
		104	DUENAS GOMEZ Diego German	MC4



**Mixed Team Sprint**  
**Qualifying / Qualifications**  
**Start List / Liste de départ**  
Race distance: 750m (3 Laps)

<b>Heat</b>	<b>Team</b>	
<b>9</b>	<b>213 CHINA</b>	<b>CHN</b>
	35 LI Zhangyu	MC1
	103 WEI Guoping	MC4
	136 LAI Shanzhang	MC5
<b>10</b>	<b>209 GREAT BRITAIN</b>	<b>GBR</b>
	62 ROLFE Louis	MC2
	142 BUTTERWORTH Jon-Allan	MC5
	106 CUNDY Jody	MC4
<b>11</b>	<b>206 USA 2</b>	<b>USA</b>
	221 MORELLI Shawn	WC4
	241 SCHUBLE Jennifer	WC5
	240 BOSCO Samantha	WC5
<b>12</b>	<b>202 AUSTRALIA</b>	<b>AUS</b>
	51 ALLAN Gordon	MC2
	102 BRIDGWOOD Kyle	MC4
	131 DONOHOE Alistair	MC5
<b>13</b>	<b>210 RUSSIAN FEDERATION</b>	<b>RUS</b>
	111 NAGNIBEDOV Nikita	MC4
	93 BATUKOV Sergei	MC3
	94 OBYDENNOV Alexsey	MC3
<b>14</b>	<b>203 SPAIN</b>	<b>ESP</b>
	85 GRANADOS ALKORTA Amador	MC3
	86 SANTAS ASENSIO Eduardo	MC3
	138 CABELLO LLAMAS Alfonso	MC5
<b>15</b>	<b>205 USA 1</b>	<b>USA</b>
	97 KIMBALL Jason	MC3
	96 BERENYI Joseph	MC3
	114 WIDHALM Justin	MC4

Fastest 2 teams race for Gold, and 3rd and 4th race for Bronze.

Communiqué approved by the Secretary of the Commissaires Panel

**Men's MC1-3 Scratch Race Final  
Start List / Liste de départ**

Race distance: 15 km (60 laps)

**Starting on the Railing**

No.	Rider	Nation	Team	Class
34	WILSON Ross	CAN	CANADA	MC1
36	PEREA ARANGO Alejandro	COL	COLOMBIA	MC2
37	TEN ARGILES Ricardo	ESP	SPAIN	MC1
41	NIJHUIS Arnoud	NED	NETHERLANDS	MC1
52	HICKS Darren	AUS	AUSTRALIA	MC2
55	CHERNOVE Tristen	CAN	CANADA	MC2
58	ROMERO RAMIREZ Cristian David	COL	COLOMBIA	MC2
59	KOBLASA Ivo	CZE	CZECH REPUBLIC	MC2
64	KAWAMOTO Shota	JPN	JAPAN	MC2
65	GILMUTDINOV Arslan	RUS	RUSSIAN FEDERATION	MC2
81	NICHOLAS David	AUS	AUSTRALIA	MC3
82	BOSMANS Kris	BEL	BELGIUM	MC3
83	SCHELFHOUT Diederick	BEL	BELGIUM	MC3
86	SANTAS ASENSIO Eduardo	ESP	SPAIN	MC3
87	WATSON Benjamin	GBR	GREAT BRITAIN	MC3
89	ANOBILE Fabio	ITA	ITALY	MC3
92	BOERSMA Stijn	NED	NETHERLANDS	MC3
95	USTINOV Sergey	RUS	RUSSIAN FEDERATION	MC3
96	BERENYI Joseph	USA	UNITED STATES OF AMERICA	MC3

Riders may choose to start from railing or blue band

Communiqué approved by the Secretary of the Commissaires Panel



## Men's C4-5 Scratch Race Final Start List / Liste de départ

Race distance: 15 km (60 laps)

### Starting on the Railing

No.	Rider	Nation	Team	Class
101	VICENTE Juan	ARG	ARGENTINA	MC4
104	DUENAS GOMEZ Diego German	COL	COLOMBIA	MC4
107	VAN GASS Jaco	GBR	GREAT BRITAIN	MC4
110	NOVAK Carol-Eduard	ROU	ROMANIA	MC4
112	METELKA Jozef	SVK	SLOVAKIA	MC4
133	CHAMAN Lauro Cesar	BRA	BRAZIL	MC5
139	JARAMILLO GALLARDO Pablo	ESP	SPAIN	MC5
143	GILDEA Jonathan	GBR	GREAT BRITAIN	MC5
146	TARLAO Andrea	ITA	ITALY	MC5
150	DEMENTYEV Yehor	UKR	UKRAINE	MC5

### Starting on the Blueband

No.	Rider	Nation	Team	Class
102	BRIDGWOOD Kyle	AUS	AUSTRALIA	MC4
105	CALMON David	FRA	FRANCE	MC4
108	GRIMES Ronan	IRL	IRELAND	MC4
111	NAGNIBEDOV Nikita	RUS	RUSSIAN FEDERATION	MC4
113	WATERS Jacob	USA	UNITED STATES OF AMERICA	MC4
131	DONOHUE Alistair	AUS	AUSTRALIA	MC5
134	GOHR Soelito	BRA	BRAZIL	MC5
140	FOULON Dorian	FRA	FRANCE	MC5
145	WERMESER Zsombor	HUN	HUNGARY	MC5
148	ABRAHAM GEBRU Daniel	NED	NETHERLANDS	MC5
151	GIBB Nicholas	USA	UNITED STATES OF AMERICA	MC5

Communiqué approved by the Secretary of the Commissaires Panel



## Women's B Sprint Qualification

Final

Results / Résultats

Race distance : 6 Laps

Rank	Team		100m	Time	Speed
1	<b>THORNHILL Sophie</b> 166 SCOTT Helen p	<b>GBR</b>	05.410(1)	<b>10.891</b> <b>05.481(1)</b>	66,109 km/h
2	<b>GALLAGHER Jessica</b> 162 JANSSEN Madison p	<b>AUS</b>	05.465(2)	<b>11.016</b> <b>05.550(2)</b>	65,359 km/h
3	<b>HOET Griet</b> 163 MONSIEUR Anneleen p	<b>BEL</b>	05.798(3)	<b>11.654</b> <b>05.856(3)</b>	61,781 km/h
4	<b>DUNLEVY Katie-George</b> 167 MCCRYSTAL Eve p	<b>IRL</b>	05.919(4)	<b>11.892</b> <b>05.972(4)</b>	60,544 km/h
5	<b>PASCOE Hannah</b> 170 WOLLASTON Nina p	<b>NZL</b>	06.039(5)	<b>12.155</b> <b>06.115(5)</b>	59,234 km/h
6	<b>SOLOMATINA Mariia</b> 172 PERFILOVA Irina p	<b>RUS</b>	06.243(6)	<b>12.387</b> <b>06.143(6)</b>	58,125 km/h
7	<b>MOHD ZAIS Azlia Syafinaz</b> 168 J. SAM Noraidillina Adilla p	<b>MAS</b>	06.342(7)	<b>12.796</b> <b>06.453(7)</b>	56,267 km/h
8	<b>GONCALVES FANHANI Marcia Ribeiro</b> 164 BENATO Taise Maiara p	<b>BRA</b>	06.361(8)	<b>12.868</b> <b>06.506(8)</b>	55,952 km/h
9	<b>SANCHEZ Maria</b> 161 BARROSO Micaela Belen p	<b>ARG</b>	07.247(9)	<b>14.603</b> <b>07.356(9)</b>	49,304 km/h

Notes: NEW WORLD RECORD : 166 THORNHILL Sophie (GBR) 10.891

Top 8 riders qualify for 1/4 Finals. Others will be rank based on their qualification time

Communiqué approved by the President of the Commissaires Panel



**Women's Sprint  
Start List / Liste de départ**

<b>1/4 Finals Heat 1</b>	<b>166</b>	<b>THORNHILL Sophie</b> SCOTT Helen	GBR
	<b>164</b>	<b>GONCALVES FANHANI Marcia Ribeiro</b> BENATO Taise Maiara	BRA
<b>1/4 Finals Heat 2</b>	<b>162</b>	<b>GALLAGHER Jessica</b> JANSSEN Madison	AUS
	<b>168</b>	<b>MOHD ZAIS Azlia Syafinaz</b> J. SAM Noraidillina Adilla	MAS
<b>1/4 Finals Heat 3</b>	<b>163</b>	<b>HOET Griet</b> MONSIEUR Anneleen	BEL
	<b>172</b>	<b>SOLOMATINA Mariia</b> PERFILOVA Irina	RUS
<b>1/4 Finals Heat 4</b>	<b>167</b>	<b>DUNLEVY Katie-George</b> MCCRISTAL Eve	IRL
	<b>170</b>	<b>PASCOE Hannah</b> WOLLASTON Nina	NZL

Best 2 of 3 - The winner of each heat qualifies to the Semifinals. Others will ride 5th-6th and 7th-8th Final .

Communiqué approved by the President of the Commissaires Panel \_\_\_\_\_



## Men's B Sprint Qualification

Final

Results / Résultats

Race distance: 6 Laps

World record: 9''''711 NEIL FACHIE (GBR) Peter Mitchell (GBR) 13-04-2014 AGUASCALIENTES (MEX)

Rank	Team		100m	Time	Speed
1	<b>FACHIE Neil</b> 12p ROTHERHAM Matthew	<b>GBR</b>	04.848(1)	<b>09.765</b> <b>04.917(1)</b>	73,732 km/h
2	<b>BALL James</b> 10p MITCHELL Peter	<b>GBR</b>	05.055(4)	<b>10.127</b> <b>05.072(2)</b>	71,097 km/h
3	<b>BANGMA Tristan</b> 20p BOS Patrick	<b>NED</b>	05.018(2)	<b>10.134</b> <b>05.116(3)</b>	71,047 km/h
4	<b>HENDERSON Brad</b> 3p CLARKE Thomas	<b>AUS</b>	05.035(3)	<b>10.159</b> <b>05.124(4)</b>	70,873 km/h
5	<b>RIZAN Muhammad</b> 19p RASOL Muhammad Khairul Adha	<b>MAS</b>	05.061(5)	<b>10.233</b> <b>05.171(5)</b>	70,360 km/h
6	<b>GORDON Martin</b> 15p BYRNE Eamonn	<b>IRL</b>	05.237(6)	<b>10.539</b> <b>05.302(6)</b>	68,317 km/h
7	<b>AVILA RODRIGUEZ Ignacio</b> 7p FONT BERTOLI Joan	<b>ESP</b>	05.339(8)	<b>10.683</b> <b>05.344(7)</b>	67,396 km/h
8	<b>KLENOV Vitalii</b> 22p BALUNOV Nikita	<b>RUS</b>	05.303(7)	<b>10.739</b> <b>05.436(10)</b>	67,045 km/h
9	<b>BEAUGILLET Raphael</b> 9p DUJARRIER Yann	<b>FRA</b>	05.369(9)	<b>10.800</b> <b>05.431(8)</b>	66,666 km/h
10	<b>KIMURA Kazuhei</b> 17p TERUI Takunari	<b>JPN</b>	05.381(10)	<b>10.813</b> <b>05.431(9)</b>	66,586 km/h
11	<b>KRUSE Kai-Kristian</b> 13p NIMKE Stefan	<b>GER</b>	05.494(14)	<b>10.932</b> <b>05.437(11)</b>	65,861 km/h
12	<b>MOHD ALI Muhammad</b> 18p MOHD ZONIS Muhammad Firdaus	<b>MAS</b>	05.470(13)	<b>10.936</b> <b>05.466(12)</b>	65,837 km/h
13	<b>BELLIDO GUERRERO Adolfo</b> 8p MARTIN INFANTE Noel	<b>ESP</b>	05.458(12)	<b>10.973</b> <b>05.515(13)</b>	65,615 km/h
14	<b>VILLALBA Raul</b> 2p ROMERO Ezequiel	<b>ARG</b>	05.429(11)	<b>10.986</b> <b>05.556(14)</b>	65,537 km/h
15	<b>GOMEZ Maximiliano</b> 1p TOLOSA Sebastian	<b>ARG</b>	05.558(15)	<b>11.210</b> <b>05.652(15)</b>	64,228 km/h
16	<b>GUSTAFSSON Jorgen</b> 24p STREIJFFERT Marcus	<b>SWE</b>		<b>11.674</b> <b>11.674(17)</b>	61,675 km/h
17	<b>LEMO ANDRADE Marcelo</b> 5p NOVELLO Marcos Christian	<b>BRA</b>	05.977(16)	<b>12.050</b> <b>06.073(16)</b>	59,751 km/h
18	<b>ASSOR Frederick</b> 14p MENSAH Rudolf	<b>GHA</b>		<b>13.446</b> <b>13.446(18)</b>	53,547 km/h
19	<b>RYAN Peter</b> 16p HAHESSY Sean	<b>IRL</b>		<b>DNS</b>	

**Men's Sprint  
Start List / Liste de départ**

<b>1/4 Finals Heat 1</b>	<b>12</b>	<b>FACHIE Neil</b> ROTHERHAM Matthew	<b>GBR</b>
	<b>22</b>	<b>KLENOV Vitalii</b> BALUNOV Nikita	<b>RUS</b>
<b>1/4 Finals Heat 2</b>	<b>10</b>	<b>BALL James</b> MITCHELL Peter	<b>GBR</b>
	<b>7</b>	<b>AVILA RODRIGUEZ Ignacio</b> FONT BERTOLI Joan	<b>ESP</b>
<b>1/4 Finals Heat 3</b>	<b>20</b>	<b>BANGMA Tristan</b> BOS Patrick	<b>NED</b>
	<b>15</b>	<b>GORDON Martin</b> BYRNE Eamonn	<b>IRL</b>
<b>1/4 Finals Heat 4</b>	<b>3</b>	<b>HENDERSON Brad</b> CLARKE Thomas	<b>AUS</b>
	<b>19</b>	<b>RIZAN Muhammad</b> RASOL Muhammad Khairul Adha	<b>MAS</b>

Best 2 of 3 - The winner of each heat qualifies to the Semifinals. Others will ride 5th-6th and 7th-8th Final .

Communiqué approved by the President of the Commissaires Panel \_\_\_\_\_



## Mixed Team Sprint Qualifying / Qualifications Results / Résultats

Race distance: 750m (3 Laps)

World record: 48''635 GREAT BRITAIN Rolfe, Butterworth &amp; Cundy 11-09-2016 RIO (BRA)

Rank	Team	1 Lap	2 Lap	Time	Speed
<b>1</b>	<b>GREAT BRITAIN</b>	22.492(8)	36.489	<b>50.186</b>	53,799 km/h
	62 ROLFE Louis		13.997(1)	<b>13.697(1)</b>	
	142 BUTTERWORTH Jon-Allan				
	106 CUNDY Jody				
<b>2</b>	<b>CHINA</b>	21.065(2)	35.848	<b>50.780</b>	53,170 km/h
	35 LI Zhangyu		14.782(3)	<b>14.932(4)</b>	
	103 WEI Guoping				
	136 LAI Shanzhang				
<b>3</b>	<b>SPAIN</b>	21.325(4)	36.854	<b>50.928</b>	53,016 km/h
	85 GRANADOS ALKORTA Amador		15.529(6)	<b>14.074(2)</b>	
	86 SANTAS ASENSIO Eduardo				
	138 CABELLO LLAMAS Alfonso				
<b>4</b>	<b>USA 1</b>	21.252(3)	36.080	<b>51.481</b>	52,446 km/h
	97 KIMBALL Jason		14.828(4)	<b>15.401(10)</b>	
	96 BERENYI Joseph				
	114 WIDHALM Justin				
<b>5</b>	<b>BELGIUM</b>	21.542(5)	36.287	<b>51.649</b>	52,275 km/h
	132 VERSCHAEREN Niels		14.745(2)	<b>15.362(9)</b>	
	82 BOSMANS Kris				
	83 SCHELFHOUT Diederick				
<b>6</b>	<b>RUSSIAN FEDERATION</b>	20.615(1)	36.902	<b>52.144</b>	51,779 km/h
	111 NAGNIBEDOV Nikita		16.287(11)	<b>15.242(8)</b>	
	93 BATUKOV Sergei				
	94 OBYDENNOV Alexsey				
<b>7</b>	<b>NETHERLANDS</b>	22.053(7)	37.598	<b>53.421</b>	50,541 km/h
	41 NIJHUIS Arnoud		15.545(7)	<b>15.822(11)</b>	
	92 BOERSMA Stijn				
	148 ABRAHAM GEBRU Daniel				
<b>8</b>	<b>MALAYSIA</b>	22.825(9)	38.637	<b>53.437</b>	50,526 km/h
	40 SHAHARUDDIN Mohamad Yusof Hafizi		15.811(8)	<b>14.800(3)</b>	
	109 TURANO Mohd Najib				
	147 AHMAD TARMIZI Zuhairi				
<b>9</b>	<b>AUSTRALIA</b>	22.899(10)	38.328	<b>53.522</b>	50,446 km/h
	51 ALLAN Gordon		15.429(5)	<b>15.194(7)</b>	
	102 BRIDGWOOD Kyle				
	131 DONOHOE Alistair				
<b>10</b>	<b>COLOMBIA</b>	21.709(6)	37.877	<b>53.828</b>	50,159 km/h
	235 OSSA VELOZA Paula Andrea		16.168(10)	<b>15.951(12)</b>	
	36 PEREA ARANGO Alejandro				
	104 DUENAS GOMEZ Diego German				
<b>11</b>	<b>FRANCE</b>	23.350(11)	39.428	<b>54.416</b>	49,617 km/h
	61 LACROIX Francois		16.077(9)	<b>14.988(6)</b>	
	105 CALMON David				
	140 FOULON Dorian				



### Mixed Team Sprint Qualifying / Qualifications Results / Résultats

Race distance: 750m (3 Laps)

World record: 48''635 GREAT BRITAIN Rolfe, Butterworth & Cundy 11-09-2016 RIO (BRA)

Rank	Team	1 Lap	2 Lap	Time	Speed
<b>12</b>	<b>BRAZIL</b>	24.652(15)	41.094	<b>56.070</b>	48,154 km/h
	33 GOMES SOARES Carlos Alberto		16.441(13)	<b>14.976(5)</b>	
	134 GOHR Soelito				
	133 CHAMAN Lauro Cesar				
<b>13</b>	<b>ARGENTINA</b>	23.406(12)	39.702	<b>57.012</b>	47,358 km/h
	31 LOPEZ Rodrigo Fernando		16.296(12)	<b>17.310(15)</b>	
	231 DELGADO Mariela Analia				
	101 VICENTE Juan				
<b>14</b>	<b>NEW ZEALAND</b>	23.442(13)	40.642	<b>57.734</b>	46,766 km/h
	219 HOWARTH Nikita		17.200(15)	<b>17.091(14)</b>	
	239 MURRAY Nicole				
	218 HORAN Katherine				
<b>15</b>	<b>USA 2</b>	24.087(14)	41.271	<b>58.005</b>	46,547 km/h
	221 MORELLI Shawn		17.184(14)	<b>16.734(13)</b>	
	241 SCHUBLE Jennifer				
	240 BOSCO Samantha				

Fastest 2 teams race for Gold, and 3rd and 4th race for Bronze.

Communiqué approved by the Secretary of the Commissaires Panel



## Women's Sprint Results / Résultats

Place	Bib	Name		Race 1	Race 2	Decider
<b>1/4 Finals Heat 1</b>						
1	166	<b>THORNHILL Sophie</b> <b>SCOTT Helen</b>	<b>GBR</b>	X	X	
2	164	GONCALVES FANHANI Marcia Ribeiro BENATO Taise Maiara	<b>BRA</b>	Time:12.806 Speed: 56,223km/h	Time:13.183 Speed: 54,615km/h	Speed:
<b>1/4 Finals Heat 2</b>						
1	162	<b>GALLAGHER Jessica</b> <b>JANSSEN Madison</b>	<b>AUS</b>	X	X	
2	168	MOHD ZAIS Azlia Syafinaz J. SAM Noraidillina Adilla	<b>MAS</b>	Time:12.006 Speed: 59,97km/h	Time:12.103 Speed: 59,489km/h	Speed:
<b>1/4 Finals Heat 3</b>						
1	163	<b>HOET Griet</b> <b>MONSIEUR Anneleen</b>	<b>BEL</b>	X	X	
2	172	SOLOMATINA Mariia PERFILOVA Irina	<b>RUS</b>	<b>DSQ</b> Time:00.000 Speed: ∞km/h	Time:00.000 Speed: ∞km/h	Speed:
<b>1/4 Finals Heat 4</b>						
1	167	<b>DUNLEVY Katie-George</b> <b>MCCRISTAL Eve</b>	<b>IRL</b>	X	X	
2	170	PASCOE Hannah WOLLASTON Nina	<b>NZL</b>	Time:13.593 Speed: 52,968km/h	Time:13.280 Speed: 54,216km/h	Speed:

Best 2 of 3 - The winner of each heat qualifies to the Semifinals. Others will ride 5th-6th and 7th-8th Final .  
Disqualification C15 : SOLOMATINA Marila (RUS) for for causing the crash of her opponent

Communiqué approved by the Secretary of the Commissaires Panel

**Women's Sprint  
Start List / Liste de départ**

<b>Semifinals Heat 1</b>	<b>166</b>	<b>THORNHILL Sophie</b> SCOTT Helen	<b>GBR</b>
	<b>167</b>	<b>DUNLEVY Katie-George</b> MCCRISTAL Eve	<b>IRL</b>
<b>Semifinals Heat 2</b>	<b>162</b>	<b>GALLAGHER Jessica</b> JANSSEN Madison	<b>AUS</b>
	<b>163</b>	<b>HOET Griet</b> MONSIEUR Anneleen	<b>BEL</b>

Best 2 of 3 - The winners race for the gold and silver medals. The losers race for the bronze medal

Communiqué approved by the President of the Commissaires Panel \_\_\_\_\_

**Women's Sprint  
Start List / Liste de départ**

---

<b>Final for 7th - 8th</b>	<b>164</b>	<b>GONCALVES FANHANI Marcia Ribeiro</b> BENATO Taise Maiara	<b>BRA</b>
----------------------------	------------	--	------------

---

<b>Final for 5th - 6th</b>	<b>170</b>	<b>PASCOE Hannah</b> WOLLASTON Nina	<b>NZL</b>
----------------------------	------------	--	------------

	<b>168</b>	<b>MOHD ZAIS Azlia Syafinaz</b> J. SAM Noraidillina Adilla	<b>MAS</b>
--	------------	---	------------

Communiqué approved by the President of the Commissaires Panel \_\_\_\_\_





## Men's Sprint Results / Résultats

Place	Bib	Name		Race 1	Race 2	Decider
<b>1/4 Finals Heat 1</b>						
1	12	<b>FACHIE Neil</b> <b>ROTHERHAM Matthew</b>	<b>GBR</b>	X	X	X
2	22	KLENOV Vitalii BALUNOV Nikita	<b>RUS</b>	Time:10.986 Speed: 65,537km/h	Time:10.718 Speed: 67,176km/h	Speed:
<b>1/4 Finals Heat 2</b>						
1	10	<b>BALL James</b> <b>MITCHELL Peter</b>	<b>GBR</b>	X	X	
2	7	AVILA RODRIGUEZ Ignacio FONT BERTOLI Joan	<b>ESP</b>	Time:11.029 Speed: 65,282km/h	Time:11.092 Speed: 64,911km/h	Speed:
<b>1/4 Finals Heat 3</b>						
1	20	<b>BANGMA Tristan</b> <b>BOS Patrick</b>	<b>NED</b>	X	X	
2	15	GORDON Martin BYRNE Eamonn	<b>IRL</b>	Time:10.910 Speed: 65,994km/h	Time:10.809 Speed: 66,611km/h	Speed:
<b>1/4 Finals Heat 4</b>						
1	3	<b>HENDERSON Brad</b> <b>CLARKE Thomas</b>	<b>AUS</b>	X	X	
2	19	RIZAN Muhammad RASOL Muhammad Khairul Adha	<b>MAS</b>	Time:10.972 Speed: 65,621km/h	Time:11.047 Speed: 65,176km/h	Speed:

Best 2 of 3 - The winner of each heat qualifies to the Semifinals. Others will ride 5th-6th and 7th-8th Final .

Communiqué approved by the Secretary of the Commissaires Panel

**Men's Sprint  
Start List / Liste de départ**

<b>Semifinals Heat 1</b>	<b>12</b>	<b>FACHIE Neil</b> ROTHERHAM Matthew	<b>GBR</b>
	<b>3</b>	<b>HENDERSON Brad</b> CLARKE Thomas	<b>AUS</b>
<b>Semifinals Heat 2</b>	<b>10</b>	<b>BALL James</b> MITCHELL Peter	<b>GBR</b>
	<b>20</b>	<b>BANGMA Tristan</b> BOS Patrick	<b>NED</b>

Best 2 of 3 - The winners race for the gold and silver medals. The losers race for the bronze medal

Communiqué approved by the President of the Commissaires Panel \_\_\_\_\_

**Men's Sprint  
Start List / Liste de départ**

<b>Final for 7th - 8th</b>	<b>22</b>	<b>KLENOV Vitalii</b> BALUNOV Nikita	<b>RUS</b>
	<b>7</b>	<b>AVILA RODRIGUEZ Ignacio</b> FONT BERTOLI Joan	<b>ESP</b>
<b>Final for 5th - 6th</b>	<b>15</b>	<b>GORDON Martin</b> BYRNE Eamonn	<b>IRL</b>
	<b>19</b>	<b>RIZAN Muhammad</b> RASOL Muhammad Khairul Adha	<b>MAS</b>

Communiqué approved by the President of the Commissaires Panel \_\_\_\_\_


**Men's MC1-3 Scratch Race Final  
Results / Résultats**

Race distance: 15 km (60 laps)

Elapsed time: 18:59

Average speed: Speed: 47,41 km/h

Rank	Bib	Name	Nation	Team	Laps Down	
1	36	PEREA ARANGO Alejandro	COL	COLOMBIA		MC2
2	52	HICKS Darren	AUS	AUSTRALIA	-1	MC2
3	55	CHERNOVE Tristen	CAN	CANADA	-1	MC2
4	96	BERENYI Joseph	USA	UNITED STATES OF	-1	MC3
5	37	TEN ARGILES Ricardo	ESP	SPAIN	-1	MC1
6	87	WATSON Benjamin	GBR	GREAT BRITAIN	-2	MC3
7	89	ANOBILE Fabio	ITA	ITALY	-2	MC3
8	59	KOBLASA Ivo	CZE	CZECH REPUBLIC	-2	MC2
9	64	KAWAMOTO Shota	JPN	JAPAN	-2	MC2
10	65	GILMUTDINOV Arslan	RUS	RUSSIAN FEDERATIO	-2	MC2
11	83	SCHELFHOUT Diederick	BEL	BELGIUM	-2	MC3
12	34	WILSON Ross	CAN	CANADA	-2	MC1
13	58	ROMERO RAMIREZ Cristian David	COL	COLOMBIA	-3	MC2
	41	NIJHUIS Arnoud	NED	NETHERLANDS	-3	DNF MC1
	81	NICHOLAS David	AUS	AUSTRALIA	-2	DNF MC3
	82	BOSMANS Kris	BEL	BELGIUM	-1	DNF MC3
	86	SANTAS ASENSIO Eduardo	ESP	SPAIN	-2	DNF MC3
	92	BOERSMA Stijn	NED	NETHERLANDS	-2	DNF MC3
	95	USTINOV Sergey	RUS	RUSSIAN FEDERATIO	-1	DNF MC3

Communiqué approved by the Secretary of the Commissaires Panel

Report printed: 25-03-2018 14:06


[www.veloresults.com](http://www.veloresults.com)

TCM v2 Page 1/1

OFFICIAL SUPPLIER



INSTITUTIONAL PARTNERS


 MINISTÉRIO DO  
ESPORTE




## Men's C4-5 Scratch Race Final Results / Résultats

Race distance: 15 km (60 laps)

Elapsed time: 17:56

Average speed: Speed: 50,185 km/h

Rank	Bib	Name	Nation	Team	Laps Down	
1	133	CHAMAN Lauro Cesar	BRA	BRAZIL		MC5
2	131	DONOHUE Alistair	AUS	AUSTRALIA		MC5
3	148	ABRAHAM GEBRU Daniel	NED	NETHERLANDS		MC5
4	107	VAN GASS Jaco	GBR	GREAT BRITAIN		MC4
5	143	GILDEA Jonathan	GBR	GREAT BRITAIN		MC5
6	104	DUENAS GOMEZ Diego German	COL	COLOMBIA	-1	MC4
7	146	TARLAO Andrea	ITA	ITALY	-1	MC5
8	108	GRIMES Ronan	IRL	IRELAND	-1	MC4
9	105	CALMON David	FRA	FRANCE	-1	MC4
10	140	FOULON Dorian	FRA	FRANCE	-1	MC5
11	134	GOHR Soelito	BRA	BRAZIL	-1	MC5
12	110	NOVAK Carol-Eduard	ROU	ROMANIA	-1	MC4
13	111	NAGNIBEDOV Nikita	RUS	RUSSIAN FEDERATIO	-1	MC4
14	101	VICENTE Juan	ARG	ARGENTINA	-2	MC4
15	150	DEMENTYEV Yehor	UKR	UKRAINE	-2	MC5
16	102	BRIDGWOOD Kyle	AUS	AUSTRALIA	-2	MC4
17	145	WERMESER Zsombor	HUN	HUNGARY	-2	MC5
18	139	JARAMILLO GALLARDO Pablo	ESP	SPAIN	-2	MC5
19	113	WATERS Jacob	USA	UNITED STATES OF	-2	MC4
20	151	GIBB Nicholas	USA	UNITED STATES OF	-3	MC5
	112	METELKA Jozef	SVK	SLOVAKIA	-1	DNF MC4

Communiqué approved by the Secretary of the Commissaires Panel

Report printed: 25-03-2018 14:34



www.veloresults.com

TCM v2 Page 1/1

OFFICIAL SUPPLIER



INSTITUTIONAL PARTNERS



MINISTÉRIO DO  
ESPORTE




**Mixed Team Sprint**
**Results and Final Classification / Résultats et classement final**

Race distance: 750m (3 Laps)

World record: 48''635 GREAT BRITAIN Rolfe, Butterworth &amp; Cundy 11-09-2016 RIO (BRA)

Medal	Rank	Name	1 Lap	2 Lap	Time	Speed
<b>Gold</b>	<b>1</b>	<b>209 GREAT BRITAIN</b>	<b>GBR</b>	22.762	36.404	49.915
		ROLFE Louis				
		142 BUTTERWORTH Jon-Allan				
		106 CUNDY Jody				
<b>Silver</b>	<b>2</b>	<b>213 CHINA</b>	<b>CHN</b>	20.815	35.649	50.324
		LI Zhangyu				
		103 WEI Guoping				
		136 LAI Shanzhang				
<b>Bronze</b>	<b>3</b>	<b>203 SPAIN</b>	<b>ESP</b>	21.400	36.875	51.181
		GRANADOS ALKORTA Amador				
		86 SANTAS ASENSIO Eduardo				
	<b>4</b>	<b>205 USA 1</b>	<b>USA</b>	21.238	35.957	51.181
		KIMBALL Jason				
		96 BERENYI Joseph				
	<b>5</b>	<b>215 BELGIUM</b>	<b>BEL</b>			
		VERSCHAEREN Niels				
		82 BOSMANS Kris				
	<b>6</b>	<b>210 RUSSIAN FEDERATION</b>	<b>RUS</b>			
NAGNIBEDOV Nikita						
93 BATUKOV Sergei						
<b>7</b>	<b>212 NETHERLANDS</b>	<b>NED</b>				
	NIJHUIS Arnoud					
	92 BOERSMA Stijn					
<b>8</b>	<b>214 MALAYSIA</b>	<b>MAS</b>				
	SHAHARUDDIN Mohamad Yusof Hafizi					
	109 TURANO Mohd Najib					
<b>9</b>	<b>202 AUSTRALIA</b>	<b>AUS</b>				
	ALLAN Gordon					
	102 BRIDGWOOD Kyle					
<b>10</b>	<b>207 COLOMBIA</b>	<b>COL</b>				
	OSSA VELOZA Paula Andrea					
	36 PEREA ARANGO Alejandro					
		104 DUENAS GOMEZ Diego German				

**Mixed Team Sprint****Results and Final Classification / Résultats et classement final**

Race distance: 750m (3 Laps)

World record: 48''635 GREAT BRITAIN Rolfe, Butterworth &amp; Cundy 11-09-2016 RIO (BRA)

<b>11</b>	211	<b>FRANCE</b>	<b>FRA</b>
		LACROIX Francois	
	105	CALMON David	
	140	FOULON Dorian	
<b>12</b>	201	<b>BRAZIL</b>	<b>BRA</b>
		GOMES SOARES Carlos Alberto	
	134	GOHR Soelito	
	133	CHAMAN Lauro Cesar	
<b>13</b>	204	<b>ARGENTINA</b>	<b>ARG</b>
		LOPEZ Rodrigo Fernando	
	231	DELGADO Mariela Analia	
	101	VICENTE Juan	
<b>14</b>	208	<b>NEW ZEALAND</b>	<b>NZL</b>
		HOWARTH Nikita	
	239	MURRAY Nicole	
	218	HORAN Katherine	
<b>15</b>	206	<b>USA 2</b>	<b>USA</b>
		MORELLI Shawn	
	241	SCHUBLE Jennifer	
	240	BOSCO Samantha	

Communiqué approved by the President of the Commissaires Panel

**Women's Sprint  
Results / Résultats**

Place	Bib	Name		
<b>Final for 7th - 8th</b>				
1	164	<b>GONCALVES FANHANI Ma</b> <b>BENATO Taise Maiara</b>	X	Time:00.000 Speed: ∞km/h
<b>Final for 5th - 6th</b>				
1	170	<b>PASCOE Hannah</b> <b>WOLLASTON Nina</b>	X	Time:00.000 Speed: 0,008km/h
2	168	MOHD ZAIS Azlia Syafinaz J. SAM Noraidillina Adilla		

Communiqué approved by the President of the Commissaires Panel \_\_\_\_\_



**Men's Sprint  
Results / Résultats**

Place	Bib	Name		
<b>Final for 7th - 8th</b>				
1	22	<b>KLENOV Vitalii</b> <b>BALUNOV Nikita</b>	X	Time:11.066 Speed: 65,064km/h
2	7	AVILA RODRIGUEZ Ignacio FONT BERTOLI Joan		
<b>Final for 5th - 6th</b>				
1	19	<b>RIZAN Muhammad</b> <b>RASOL Muhammad Khairul Adha</b>	X	Time:10.752 Speed: 66,964km/h
2	15	GORDON Martin BYRNE Eamonn		

Communiqué approved by the President of the Commissaires Panel \_\_\_\_\_



## Women's Sprint Results / Résultats

Place	Bib	Name		Race 1	Race 2	Decider
<b>Semifinals Heat 1</b>						
1	166	<b>THORNHILL Sophie</b> <b>SCOTT Helen</b>	<b>GBR</b>	X	X	
2	167	DUNLEVY Katie-George MCCRISTAL Eve	<b>IRL</b>	Time:11.992 Speed: 60,04km/h	Time:14.698 Speed: 48,986km/h	Speed:
<b>Semifinals Heat 2</b>						
1	162	<b>GALLAGHER Jessica</b> <b>JANSSEN Madison</b>	<b>AUS</b>	X	X	
2	163	HOET Griet MONSIEUR Anneleen	<b>BEL</b>	Time:11.754 Speed: 61,255km/h	Time:11.938 Speed: 60,311km/h	Speed:

Best 2 of 3 - The winners race for the gold and silver medals. The losers race for the bronze medal

Communiqué approved by the Secretary of the Commissaires Panel

**Women's Sprint  
Start List / Liste de départ**

<b>Final for Bronze</b>	<b>167</b>	<b>DUNLEVY Katie-George</b> MCCRISTAL Eve	<b>IRL</b>
	<b>163</b>	<b>HOET Griet</b> MONSIEUR Anneleen	<b>BEL</b>
<b>Final for Gold</b>	<b>166</b>	<b>THORNHILL Sophie</b> SCOTT Helen	<b>GBR</b>
	<b>162</b>	<b>GALLAGHER Jessica</b> JANSEN Madison	<b>AUS</b>

Best 2 of 3

Communiqué approved by the President of the Commissaires Panel \_\_\_\_\_



## Men's Sprint Results / Résultats

Place	Bib	Name		Race 1	Race 2	Decider
<b>Semifinals Heat 1</b>						
1	12	<b>FACHIE Neil</b> <b>ROTHERHAM Matthew</b>	<b>GBR</b>	X	X	
2	3	HENDERSON Brad CLARKE Thomas	<b>AUS</b>	Time:10.567 Speed: 68,136km/h	Time:10.254 Speed: 70,216km/h	Speed:
<b>Semifinals Heat 2</b>						
1	20	<b>BANGMA Tristan</b> <b>BOS Patrick</b>	<b>NED</b>	X	X	
2	10	BALL James MITCHELL Peter	<b>GBR</b>	Time:10.536 Speed: 68,337km/h	Time:10.702 Speed: 67,277km/h	Speed:

Best 2 of 3 - The winners race for the gold and silver medals. The losers race for the bronze medal

Communiqué approved by the Secretary of the Commissaires Panel

**Men's Sprint  
Start List / Liste de départ**

<b>Final for Bronze</b>	<b>3</b>	<b>HENDERSON Brad</b> CLARKE Thomas	<b>AUS</b>
	<b>10</b>	<b>BALL James</b> MITCHELL Peter	<b>GBR</b>
<b>Final for Gold</b>	<b>12</b>	<b>FACHIE Neil</b> ROTHERHAM Matthew	<b>GBR</b>
	<b>20</b>	<b>BANGMA Tristan</b> BOS Patrick	<b>NED</b>

Best 2 of 3

Communiqué approved by the President of the Commissaires Panel \_\_\_\_\_



## Women's Sprint Results / Résultats

Place	Bib	Name		Race 1	Race 2	Decider
<b>Final for Bronze</b>						
1	163	<b>HOET Griet</b> <b>MONSIEUR Anneleen</b>	<b>BEL</b>	X	X	
2	167	DUNLEVY Katie-George MCCRISTAL Eve	<b>IRL</b>	Time:11.526 Speed: 62,467km/h	Time:11.533 Speed: 62,429km/h	Speed:
<b>Final for Gold</b>						
1	166	<b>THORNHILL Sophie</b> <b>SCOTT Helen</b>	<b>GBR</b>	X	X	
2	162	GALLAGHER Jessica JANSSEN Madison	<b>AUS</b>	Time:11.539 Speed: 62,397km/h	Time:11.597 Speed: 62,085km/h	Speed:

Communiqué approved by the Secretary of the Commissaires Panel

Report printed: 25-03-2018 17:50



www.veloreresults.com

TCT v1.1 Page 1/1

OFFICIAL SUPPLIER



INSTITUTIONAL PARTNERS



MINISTÉRIO DO  
ESPORTE





## Men's Sprint Results / Résultats

Place	Bib	Name		Race 1	Race 2	Decider
<b>Final for Bronze</b>						
1	10	<b>BALL James</b> <b>MITCHELL Peter</b>	<b>GBR</b>	X	X	
2	3	HENDERSON Brad CLARKE Thomas	<b>AUS</b>	Time:10.621 Speed: 67,79km/h	Time:10.948 Speed: 65,765km/h	Speed:
<b>Final for Gold</b>						
1	12	<b>FACHIE Neil</b> <b>ROTHERHAM Matthew</b>	<b>GBR</b>	X	X	
2	20	BANGMA Tristan BOS Patrick	<b>NED</b>	Time:10.568 Speed: 68,13km/h	Time:10.358 Speed: 69,511km/h	Speed:

Communiqué approved by the Secretary of the Commissaires Panel

Report printed: 25-03-2018 17:59



www.veloresults.com

TCT v1.1 Page 1/1

OFFICIAL SUPPLIER



INSTITUTIONAL PARTNERS



MINISTÉRIO DO  
ESPORTE




**FINAL CLASSIFICATION  
MEN'S B SPRINT**
**Communiqué nr. 119**

Rang	Bib	Name	Class	NOC	YOB	Team
1	12	<b>FACHIE</b> , Neil ROTHERHAM, Matthew	MB	GBR	1984 1994	GREAT BRITAIN
2	20	<b>BANGMA</b> , Tristan BOS, Patrick	MB	NED	1997 1987	NETHERLANDS
3	10	<b>BALL</b> , James MITCHELL, Peter	MB	GBR	1991 1990	GREAT BRITAIN
4	3	<b>HENDERSON</b> , Brad CLARKE, Thomas	MB	AUS	1990 1995	AUSTRALIA
5	19	<b>RIZAN</b> , Muhammad Afiq Afify RASOL, Muhammad Khairul Adha	MB	MAS	1996 1995	MALAYSIA
6	15	<b>GORDON</b> , Martin BYRNE, Eamonn	MB	IRL	1985 1984	IRELAND
7	22	<b>KLENOV</b> , Vitalii BALUNOV, Nikita	MB	RUS	1983 1992	RUSSIA
8	7	<b>AVILA RODRIGUEZ</b> , Ignacio FONT BERTOLI, Joan	MB	ESP	1979 1982	SPAIN
9	9	<b>BEAUGILLET</b> , Raphael DUJARRIER, Yann	MB	FRA	1989 1976	FRANCE
10	17	<b>KIMURA</b> , Kazuhei TERUI, Takunari	MB	JPN	1996 1996	JAPAN
11	13	<b>KRUSE</b> , Kai-Kristian NIMKE, Stefan	MB	GER	1991 1978	GERMANY
12	18	<b>MOHD ALI</b> , Muhammad Khairul Nizam MOHD ZONIS, Muhammad Firdaus	MB	MAS	1998 1996	MALAYSIA
13	8	<b>BELLIDO GUERRERO</b> , Adolfo MARTIN INFANTE, Noel	MB	ESP	1983 1989	SPAIN
14	2	<b>VILLALBA</b> , Raul ROMERO, Ezequiel	MB	ARG	1978 1977	ARGENTINA
15	1	<b>GOMEZ</b> , Maximiliano TOLOZA, Sebastian	MB	ARG	1979 1988	ARGENTINA
16	24	<b>GUSTAFSSON</b> , Jorgen STREIJFFERT, Marcus	MB	SWE	1969 1989	SWEDEN
17	5	<b>LEMONS ANDRADE</b> , Marcelo NOVELLO, Marcos Christian	MB	BRA	1978 1976	BRAZIL
18	14	<b>ASSOR</b> , Frederick MENSAH, Rudolf	MB	GHA	1984 1978	GHANA
DNS	16	<b>RYAN</b> , Peter HAHESSY, Sean	MB	IRL	1990 1995	IRELAND




**FINAL CLASSIFICATION  
WOMEN'S B SPRINT**
**Communiqué nr. 120**

Rang	Bib	Name	Class	NOC	YOB	Team
1	166	<b>THORNHILL</b> , Sophie SCOTT, Helen	WB	GBR	1996 1990	GREAT BRITAIN
2	162	<b>GALLAGHER</b> , Jessica JANSSEN, Madison	WB	AUS	1986 1994	AUSTRALIA
3	163	<b>HOET</b> , Griet MONSIEUR, Anneleen	WB	BEL	1978 1978	BELGIUM
4	167	<b>DUNLEVY</b> , Katie-George MCCRYSAL, Eve	WB	IRL	1981 1978	IRELAND
5	170	<b>PASCOE</b> , Hannah WOLLASTON, Nina	WB	NZL	1984 1996	NEW ZEALAND
6	168	<b>MOHD ZAIS</b> , Nur Azlia Syafinaz J. SAM, Noraidillina Adilla	WB	MAS	1998 1995	MALAYSIA
7	164	<b>GONCALVES FANHANI</b> , Marcia Ribeiro BENATO, Taise Maiara	WB	BRA	1986 1992	BRAZIL
8	172	<b>SOLOMATINA</b> , Mariia PERFILOVA, Irina	WB	RUS	1993 1996	RUSSIA
9	161	<b>SANCHEZ</b> , Maria BARROSO, Micaela Belen	WB	ARG	1988 1997	ARGENTINA

**DECISIONS OF THE PANEL OF COMMISSAIRES  
DECISIONS DU COLLEGE DES COMMISSAIRES****COMMUNIQUE DAY 4 – MARCH 25, 2018****Women's B - Sprint:****¼ Finals: Heat 3/ Race 1**

#172, SOLOMATINA Mariia, RUS/PERFILOVA Irina, RUS: Disqualification for causing the crash of her opponent.

**Men's B - Sprint:****¼ Finals: Heat 2/ Race 4**

#19, RIZAN Muhammad, MAS/RASOL Muhammad Khairul Adha, MAS: Relegation for not having held his line during the last 200 meters of the race.

Le college des commissaires





## NATION'S FINAL RANKING

Rank Gold	Nation	Men			Women			Mixed			TOTAL			Total	Rank Total
		G	S	B	G	S	B	G	S	B	G	S	B		
1	GBR - GREAT BRITAIN	4	3	3	6	1		1			11	4	3	18	1
2	NED - NETHERLANDS		2	4	5						5	2	4	11	2
3	CHN - CHINA	1	1	2	2	2	1		1		3	4	3	10	3
4	ESP - SPAIN	2	1	1						1	2	1	2	5	7
5	COL - COLOMBIA	2				1	1				2	1	1	4	8
6	USA - UNITED STATES	1		2	1		4				2	0	6	8	5
7	AUS - AUSTRALIA	1	3			4	2				1	7	2	10	4
8	CAN - CANADA	1	2	1							1	2	1	4	8
8	GER - GERMANY				1	2					1	2	0	3	10
10	SVK - SLOVAKIA	1	1								1	1	0	2	11
11	UKR - UKRAINE	1									1	0	0	1	14
12	BRA - BRAZIL	1									1	0	0	1	14
13	BEL - BELGIUM		2	1		1	2				0	3	3	6	6
14	NZL - NEW ZEALAND					2					0	2	0	2	12
15	ARG - ARGENTINA						2				0	0	2	2	13
16	RUS - RUSSIA			1							0	0	1	1	16
17	IRL - IRELAND						1				0	0	1	1	16
	<b>TOTAL</b>	<b>15</b>	<b>15</b>	<b>15</b>	<b>15</b>	<b>13</b>	<b>13</b>	<b>1</b>	<b>1</b>	<b>1</b>	<b>31</b>	<b>29</b>	<b>29</b>	<b>89</b>	



## MEDALLISTS BY EVENT

Event Name	Date	Medal	Name	Nat
Men C1 / 1000 m TT	23 <sup>th</sup> March 2018	GOLD	LI Zhangyu	CHN
		SILVER	NIJHUIS Arnold	NED
		BRONZE	TEN ARGILES Ricardo	ESP
Men C2 / 1000 m TT	23 <sup>th</sup> March 2018	GOLD	PEREA ARANGO Aleiandro	COL
		SILVER	CHERNOVE Tristen	CAN
		BRONZE	LIANG Guihua	CHN
Men C3 / 1000 m TT	23 <sup>th</sup> March 2018	GOLD	BERENYI Joseph	USA
		SILVER	SCHELHOUT Diederick	BEL
		BRONZE	BOSMANS Kris	BEL
Men C4 / 1000 m TT	22 <sup>th</sup> March 2018	GOLD	CUNDY Jody	GBR
		SILVER	METELKA Jozef	SVK
		BRONZE	WATERS Jacob	USA
Men C5 / 1000 m TT	22 <sup>th</sup> March 2018	GOLD	CABELLO LLAMAS Alfonso	ESP
		SILVER	BUTTERWORTH Jon-Allan	GBR
		BRONZE	HUNT Blaine	GBR
Men B / 1000 m TT	24 <sup>th</sup> March 2018	GOLD	FACHIE Neil / ROTHERHAM Matthew	GBR
		SILVER	BALL James/ MITCHELL Peter	GBR
		BRONZE	BANGMA Tristan /Bos Patrick	NED
Men C1 / 3 km Pursuit	22 <sup>th</sup> March 2018	GOLD	TEN ARGILES Ricardo	ESP
		SILVER	WILSON Ross	CAN
		BRONZE	LI Zhangyu	CHN
Men C2 / 3 km Pursuit	22 <sup>th</sup> March 2018	GOLD	CHERNOVE Tristen	CAN
		SILVER	LIANG Guihua	CHN
		BRONZE	GILMUTDINOV Arslan	RUS
Men C3 / 3 km Pursuit	22 <sup>th</sup> March 2018	GOLD	NICHOLAS David	AUS
		SILVER	SCHELHOUT Diederick	BEL
		BRONZE	BERENYI Joseph	USA
Men C4 / 4 km Pursuit	24 <sup>th</sup> March 2018	GOLD	METELKA Jozef	SVK
		SILVER	BRIDGWOOD Kyle	AUS
		BRONZE	VAN GASS Jaco	GBR
Men C5 / 4 km Pursuit	24 <sup>th</sup> March 2018	GOLD	DEMENTYEV Yehor	RUS
		SILVER	GILDEA Jonathan	GBR
		BRONZE	ABRAHAM GEBRU Daniel	NED
Men B / 4 km Pursuit	23 <sup>th</sup> March 2018	GOLD	BATE Stephen/DUGGLEBY Adam	GBR
		SILVER	AVILA RODRIGUEZ Ignacio / FONT BERTOLI Joan	ESP
		BRONZE	BANGMA Tristan / BOS Patrick	NED
Men B / Sprint	25 <sup>th</sup> March 2018	GOLD	FACHIE Neil / ROTHERHAM Matthew	GBR
		SILVER	BANGMA Tristan / BOS Patrick	NED
		BRONZE	BALL James / MACLEAN Craig	GBR



22-25 March 2018

Communiqué n°123

Event Name	Date	Medal	Name	Nat
Men C1-2-3 / Scratch	25 <sup>th</sup> March 2018	GOLD	PEREA ARANGO Alejandro	COL
		SILVER	HICKS Darren	AUS
		BRONZE	CHERNOVE Tristen	CAN
Men C4-5 / Scratch	25 <sup>th</sup> March 2018	GOLD	CHAMAN Lauro Cesar	BRA
		SILVER	DONOHUE Alistair	AUS
		BRONZE	ABRAHAM GEBRU Daniel	NED
Women C1/ 500 m TT	23 <sup>th</sup> March 2018	GOLD	LI Jieli	CHN
Women C2/ 500 m TT	23 <sup>th</sup> March 2018	GOLD	NORBRIUS Alyda	NED
		SILVER	REID Amanda	AUS
		BRONZE	SONG Zhenling	CHN
Women C3 / 500 m TT	23 <sup>th</sup> March 2018	GOLD	GIGLIA Megan	GBR
		SILVER	SCHINDLER Denise	GER
		BRONZE	WHITMORE Jamie	USA
Women C4/ 500 m TT	22 <sup>th</sup> March 2018	GOLD	RUAN Jianping	CHN
		SILVER	HORAN Katherine	NZL
		BRONZE	PETRICOLA Emily	AUS
Women C5 / 500 m TT	22 <sup>th</sup> March 2018	GOLD	GROOT Caroline	BEL
		SILVER	ZHOU Jufang	CHN
		BRONZE	DELGADO Mariela Analia	ARG
Women B / 1000 m TT	24 <sup>th</sup> March 2018	GOLD	THORNHILL Sophie / SCOTT Helen	GBR
		SILVER	GALLAGHER Jessica / JANSSEN Madison	AUS
		BRONZE	HOET Griet/ MONSIEUR Anneleen	BEL
Women C1 / 3 km Pursuit	22 <sup>th</sup> March 2018	GOLD	TOFT Katie	GBR
Women C2 / 3 km Pursuit	22 <sup>th</sup> March 2018	GOLD	NORBRIUS Alyda	NED
		SILVER	ZENG Sini	CHN
		BRONZE	MUNEVARFLOREZ Daniela Carolina	COL
Women C3 / 3 km Pursuit	22 <sup>th</sup> March 2018	GOLD	SCHINDLER Denise	GER
		SILVER	GIGLIA Megan	GBR
		BRONZE	WHITMORE Jamie	USA
Women C4/ 3 km Pursuit	24 <sup>th</sup> March 2018	GOLD	MORELLI Shawn	USA
		SILVER	PETRICOLA Emily	AUS
		BRONZE	LEMON Meg	AUS
Women C5 / 3 km Pursuit	24 <sup>th</sup> March 2018	GOLD	LANE-WRIGHT Crystal	GBR
		SILVER	MURRAY Nicole	NZL
		BRONZE	BOSCO Samantha	USA
Women B / 3 km Pursuit	23 <sup>th</sup> March 2018	GOLD	FACHIE Lora/Hall Corrine	GBR
		SILVER	HOET Griet/ MONSIEUR Anneleen	BEL
		BRONZE	DUNLEVY Katie-George/MCCRISTAL Eve	IRL
Women B/ Sprint	25 <sup>th</sup> March 2018	GOLD	THORNHILL Sophie / SCOTT Helen	GBR
		SILVER	GALLAGHER Jessica / JANSSEN Madison	AUS
		BRONZE	HOET Griet/ MONSIEUR Anneleen	BEL



22-25 March 2018

Communiqué n°123

Event Name	Date	Medal	Name	Nat
Women C1-2-3 / Scratch	23 <sup>th</sup> March 2018	GOLD	NORBRIUS Alyda	NED
		SILVER	SCHINDLER Denise	GER
		BRONZE	WHITMORE Jamie	USA
Women C4-5 / Scratch	24 <sup>th</sup> March 2018	GOLD	GROOT Caroline	NED
		SILVER	OSSA VELOZA Paula Andrea	COL
		BRONZE	DELGADO Mariela Analia	ARG
Mixed C1-5 / Team Sprint	25 <sup>th</sup> March 2018	GOLD	ROLFE Louis / BUTTERWORTH Jon-Allan / CUNDY Jody	GBR
		SILVER	LI Zhangyu / WEI Guoping / LAI Shanzhang	CHN
		BRONZE	GRANADOS ALKORTA A. / SANTAS ASENSIO Ed. / CABELLO LLAMAS A.	ESP

