

European Elections 2019

Report on the developments in the
political landscape

29 March 2019

Prepared by

KANTAR PUBLIC=

Disclaimer: The content of this document is the sole responsibility of its author(s) and any opinions expressed herein should not be taken to represent an official position of the European Parliament. Data and figures presented in this report are coming from a comprehensive selection of voting intention polls published in the EU Member States. None of the voting intention polls used have been commissioned or conducted by the European Parliament.

Contents

Introduction	5
Methodology	7
Data selection and collection	7
Projections	7
Attribution of political parties to political groups in the EP	8
Number of MEPs by Member State	8
Number of new voting intention polls used	9
Main findings	11
Overall March seat projections	13
Comparison of two last projections (25/02/2019 and 27/03/2019)	14
EP Groups: overall gains and losses	15
EP Groups: gains and losses at country level	16
EP Groups: seat projections over time	20
Comparison: March seat projections and current EP	21
EP Groups: overall gains and losses	22
EP Groups: gains and losses at country-level	23
National results	27
Belgium	27
Bulgaria	33
Czechia	37
Denmark	41
Germany	45
Estonia	49
Ireland	53
Greece	57
Spain	61
France	65
Croatia	69
Italy	73
Cyprus	77
Latvia	81
Lithuania	85
Luxembourg	89
Hungary	93
Malta	97
The Netherlands	101
Austria	105
Poland	109
Portugal	113
Romania	117
Slovenia	121
Slovakia	125
Finland	129
Sweden	133
Annex – Voting intention polls used	137

Introduction

From 23 until 26 May 2019 citizens from all EU Member States will vote in the next European Parliament elections. As in previous elections, the European Parliament will provide an overview of the results at both Member State and European level, making reliable information on the participation and future composition of Parliament available to the media, partners and the public on the night of the 26 May.

The present report has been prepared by Kantar Public for the Public Opinion Monitoring Unit of the European Parliament's Directorate-General for Communication. The objective of this report is to provide the most accurate and up-to-date information on the European political landscape, in preparation for the election night.

The data used in this report was assembled with the contribution of Kantar Public's national polling institutes in each of the 27 Member States, all of which will be actively involved in monitoring the European elections, and a political expert working closely with Kantar Public. The public opinion polls themselves were not commissioned by the European Parliament, but by a number of different polling institutes in all Member States surveyed, themselves not necessarily part of Kantar Public's network. Readers should refer to the source available for each set of voting intention results. Parliament's Public Opinion Monitoring Unit and its network of Liaison Offices in all Member States provided additional data and insight for this report.

This report provides the latest projection of the European Parliament hemicycle based on the most recent national and European voting intention polls. It also provides details of the projections of the seat allocations for each political group and country, as well as changes over time, going back to February 2018. In the second part of the report, the details of the voting intention surveys used in each country is provided together with key information regarding the current political landscape and electoral laws in each country, which could impact on the results of the next European Parliament elections.

The present report covers the month of March 2019 (as of 27.03.2019). Projections are compared to an earlier set of projections made at the end of February.

NOTE ON THE USE OF VOTING INTENTION POLLS

For the purpose of the exercise, the use of dedicated voting intention surveys for the European elections always takes precedence over national voting intention polls. For this report, European election voting intention surveys were available and used in 20 countries. In countries where currently no recent European election voting intention surveys have been conducted or published, national voting intentions are used (Belgium, Ireland, Lithuania, Netherlands, Slovakia and Finland). While it provides the best available proxy of the political situation in the countries concerned, it cannot be equaled to a seat projection based on a dedicated EE19 poll.

In any case, the seat calculations must be understood as a snapshot of the current political situation in the country as shown by currently available polling data. The seat projections are not an indication of the actual result of the European elections nor must they be used as a prediction of these results. The situation will continue to develop until the elections and this exercise aims to track this development and thus to support a better understanding of these developments.

For the full collection of European Elections polls, please consult our excel compilation file. The seat projections in this report utilised European Elections polls published within the last two weeks.

Methodology

Data selection and collection

Kantar Public prepares each report together with the European Parliament. The projection of the European Parliament is based on the new allocation of seats proposed by the European Parliament on 13.06.2018 and adopted by the Council on 28.06.2018¹. Following the exit of the United Kingdom from the European Union, the size of the European Parliament in the next legislative period will be reduced from 751 to 705 elected representatives. From the 73 seats originally allocated to the United Kingdom, 27 seats will be reallocated among 14 Member States, while 46 seats will not be used for the time being.

The projection of the new European Parliament is carried out by Kantar Public. Data used in this projection comes from voting intention surveys selected and collected by Kantar Public and their national partners as well as by the Public Opinion Monitoring Unit and the EP Liaison Offices. The voting intentions used for the projections for this report vary depending on the information available.

Priority is given to surveys on European election voting intentions. When such surveys are not available, national voting intentions polls are used for the projections. In some cases, when a national election recently occurred and no voting intentions polls have been published since (e.g. in Luxembourg during October), the results of the national elections are used to prepare the projections. Only polls considered as most reliable are taken into consideration, by assessing the methodology, reputation of the polling institute and availability of methodological information. As the methodology of voting intention surveys can vary between Member States, Kantar Public may recalculate the results of a specific survey in order to remove categories such as "undecided" or "not going to vote", so that results sum to 100%. No further adjustments are made. Utmost care is taken to avoid any bias in the choice of polling surveys used for the calculation of the projection. At the same time, no guarantee can be given that the selection is fully exhaustive.

Projections

Once the voting intention data are selected and collected by the national partners, the selection of the surveys to be used in the projection is proposed by Kantar and validated by the Public Opinion Monitoring Unit. When several European or national voting intention polls with fieldwork conducted within the month previous to publication of the projection are available and selected, Kantar Public calculates an average of the results to be used in preparing the projections. Projections in seats are then conducted for each country and for the EU overall, taking into account the electoral rules in each country (method of counting the votes, seat allocation and electoral threshold).

In some cases, with preferential voting, Kantar Public used the closest seat allocation method to reflect the reality. In Ireland and Malta, where Single Transferable Vote is used we use the Hare method of calculation to estimate the number of seats since it is not possible to simulate the effect of ranking candidates with voting intention data. Furthermore, in some countries, seats are officially allocated using regional constituencies but since polls do not report results at this level (except Belgium), we treat these countries like others with one national constituency. We do this in Ireland, Italy and Poland. As opinion polls do not provide results at the regional constituency level and do not cater to the specifics of preferential voting, we find this to be the best approach.

¹ [http://www.europarl.europa.eu/oeil/popups/ficheprocedure.do?lang=&reference=2017/0900\(NLE\)](http://www.europarl.europa.eu/oeil/popups/ficheprocedure.do?lang=&reference=2017/0900(NLE))

Attribution of political parties to political groups in the EP

Projections presented in this report are based on the current composition of the European Parliament and its political groups, without any prejudice to a composition of the next European Parliament at its opening session in July 2019.

The affiliation of national political parties to political groups as currently present in the European Parliament has been validated and verified by Kantar Public and their political expert, and the Public Opinion Monitoring Unit of the European Parliament.

National parties currently represented in the European Parliament are classified in the same political group they are currently sitting in. National parties who are currently not represented in the European Parliament but are Members of a recognised European political party will be classified in the political group this European political party is affiliated with. All national parties that do not currently have any official affiliation are classified in the category "others". This category therefore includes all national parties, independent of their political orientation, that currently neither have seats in the EP nor are members of a European political party affiliated to a political group but, according to the polling data used, might obtain seats in the European Parliament. For example, the French political party La République en marche (LREM) is currently classified under the category "others". The individual party weight of coalitions that comprise political parties that belong to different European Parliament groups is estimated by evaluating the electoral strength of each party in the coalition.

In a number of countries, the seat projections for a party, or more frequently a coalition, need to be split between multiple groups. Taking Spain as an example, seats attributed to the coalition of PODEMOS, Izquierda Unida (UP/IU), EQUO et. al need to be split between GUE/NGL and Greens/EFA. In these cases, we estimate the electoral strength of a given party within the coalition and partition the seats accordingly. In the above example, we estimate that PODEMOS and Izquierda Unida (GUE/NGL) will be allocated 85% of the seats attributed to the coalition, and EQUO (Greens/EFA) 15%.

All details of the calculation method and threshold used is made available in each country section. For each country, Kantar Public provides the results of the voting intention surveys used for these projections. Annexed to this report, the reader may find all the polls selected and used to calculate the seat projections.

Number of MEPs by Member State

The table below presents the number of MEPs that will be allocated to each Member State and the change compared to the 2014-2019 term.

DE	96	=	EL	21	=	IE	13	+2
FR	79	+5	HU	21	=	HR	12	+1
IT	76	+3	PT	21	=	LT	11	=
ES	59	+5	SE	21	+1	LV	8	=
PL	52	+1	AT	19	+1	SI	8	=
RO	33	+1	BG	17	=	EE	7	+1
NL	29	+3	DK	14	+1	CY	6	=
BE	21	=	SK	14	+1	LU	6	=
CZ	21	=	FI	14	+1	MT	6	=

Number of new voting intention polls used

Country	National poll	European elections poll	Country	National poll	European elections poll
BE	0	0	LT	1	-
BG	-	2	LU	0	0
CZ	-	1	HU	-	1
DK	-	1	MT	-	1
DE	-	2	NL	2	-
EE	-	2	AT	-	1
IE	2	-	PL	-	4
EL	-	1	PT	-	1
ES	-	1	RO	-	2
FR	-	4	SI	-	1
HR	-	2	SK	1	-
IT	-	4	FI	1	-
CY	-	1	SE	-	1
LV	-	1			

No. countries using EU polls:	20
Total no. of new EU polls:	34
Total no. of new national polls:	7

	- New European elections poll(s) used
	- New national poll(s) used
	- National poll(s) from a previous report re-used
	- European elections poll from a previous report re-used

Main findings

By comparing the current state of the European Parliament (including the United Kingdom) and the projection of 27 March 2019 (referring to the new seats distribution for EE2019), we notice that:

EPP

- **26.7% of the European Parliament (-2.3 points)**
- 26 national delegations (-2)
- Largest increase in Greece (+4 seats)
- Large drops in six countries: France (-7), Czechia (-5), Spain, Italy, Slovakia (all -4) and Poland (-3)

GUE-NGL

- **7% of the European Parliament (=)**
- 13 national delegations (-1)
- Largest increase in France (+3 seats)
- Largest decrease in Italy (-3)

S&D

- **20.1% of the European Parliament (-4.7 points)**
- 27 national delegations (-1)
- Largest increase in Spain (+5 seats)
- Large drops in Italy (-13), Germany (-9) and France (-7)

Greens-EFA

- **7.2% of the European Parliament (+0.3 points)**
- 15 national delegations (-3)
- Largest increase in Germany (+6 seats)

ECR

- **7.5% of the European Parliament (-2.6 points)**
- 12 national delegations (-7)
- Largest increase in the Netherlands (+4 seats) and Poland (+3)
- Largest decrease in Germany (-6)

EFDD

- **4.3% of the European Parliament (-1.2 points)**
- 4 national delegations (-3)
- Largest increases in Germany (+9 seats) and Italy (+4)
- Largest decrease in France (-6)

ALDE

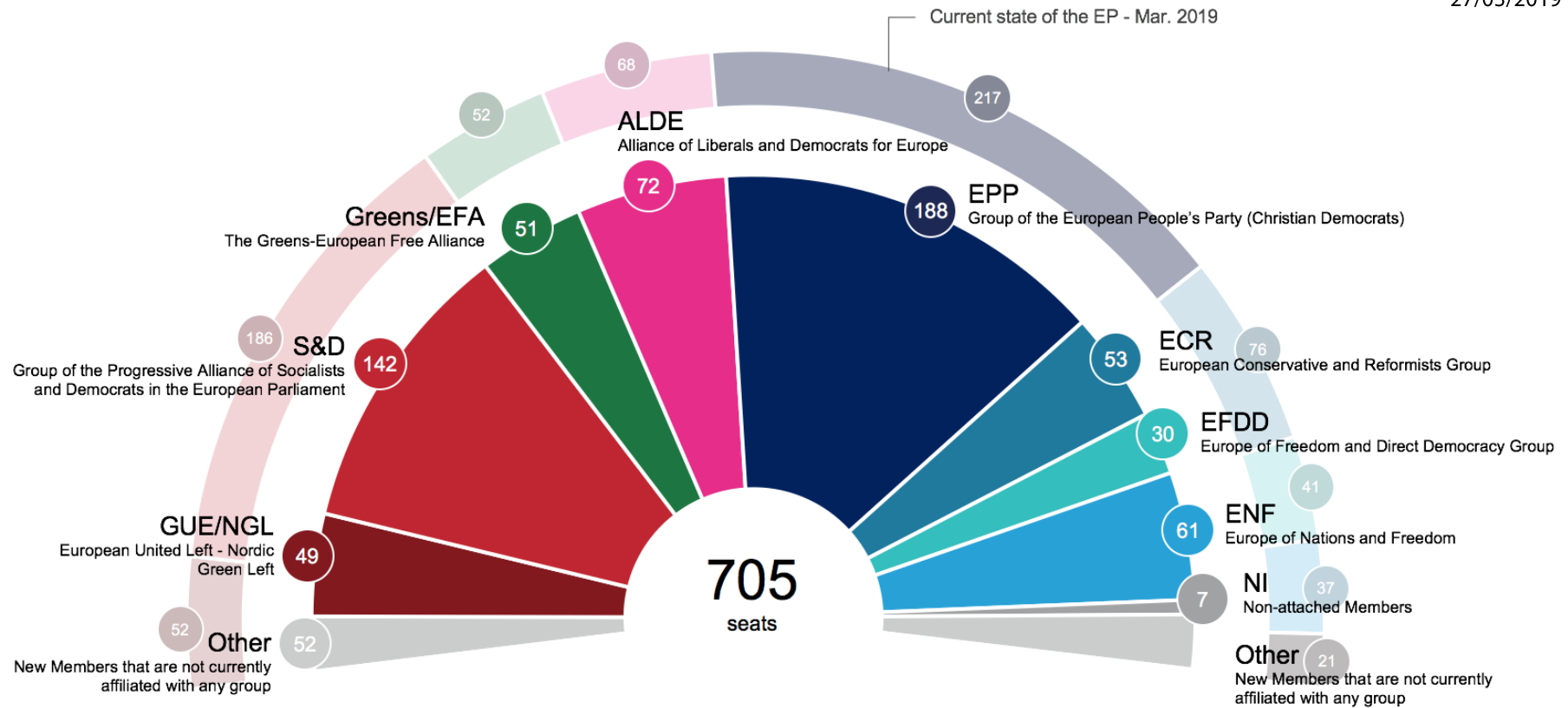
- **10.2% of the European Parliament (+1.1 points)**
- 22 national delegations (+1)
- Large increase in Germany (+4 seats) and Czechia (+3)

ENF

- **8.7% of the European Parliament (+3.7 points)**
- 8 national delegations (=)
- Largest increase in Italy (+21 seats) and France (+6)

Overall March seat projections

27/03/2019



The category "Others" includes all national parties, independent of their political orientation, that currently neither have seats in the EP nor are members of a European political party affiliated to a political group but, according to the polling data used, might obtain seats in the European Parliament. In the current projection, the share of "others" is split on both sides of the hemicycle in order to avoid any inference of the affiliation of political parties in this group. The total number of seats attributed to this group is only displayed on the left.

Comparison of two last projections (25/02/2019 and 27/03/2019)

	European People's Party (EPP)			Socialists and Democrats (S&D)			European Conservatives and Reformists (ECR)			Alliance of Liberals and Democrats for Europe (ALDE)			The Greens/European Free Alliance (EFA)			European United Left/Nordic Green Left (GUE/NGL)			Europe of freedom and direct democracy (EFDD)			Europe of Nations and Freedom (ENF)			Non-attached Members			27/03/2019 Others			
	25/02/2019 projection	27/03/2019 projection	Diff.	25/02/2019 projection	27/03/2019 projection	Diff.	25/02/2019 projection	27/03/2019 projection	Diff.	25/02/2019 projection	27/03/2019 projection	Diff.	25/02/2019 projection	27/03/2019 projection	Diff.	25/02/2019 projection	27/03/2019 projection	Diff.	25/02/2019 projection	27/03/2019 projection	Diff.	25/02/2019 projection	27/03/2019 projection	Diff.	25/02/2019 projection	27/03/2019 projection	Diff.	25/02/2019 projection	27/03/2019 projection	Diff.	
EU	181	188	+7	135	142	+7	46	53	+7	75	72	-3	49	51	+2	47	49	+2	39	30	-9	59	61	+2	8	7	-1	66	52	-14	
%	25.7%	26.7%	+1.0pp	19.1%	20.1%	+1.0pp	6.5%	7.5%	+1.0pp	10.6%	10.2%	-0.4pp	7.0%	7.2%	+0.3pp	6.7%	7.0%	+0.3pp	5.5%	4.3%	-1.3pp	8.4%	8.7%	+0.3pp	1.1%	1.0%	-0.1pp	9.4%	7.4%	-2.0pp	
No.D*	24	26	2	26	27	1	11	12	1	20	22	2	13	15	2	13	13	0	6	4	-2	7	8	1	3	3	0	15	14	-1	
BE	4	4	0	3	3	0	4	4	0	4	4	0	4	4	0	0	0	0	0	0	0	1	1	0	0	0	0	1	1	0	
BG	7	7	0	6	5	-1	0	1	+1	2	2	0	0	0	0	0	0	0	0	0	0	1	1	0	0	0	0	1	1	0	
CZ	1	2	+1	2	2	0	3	4	+1	8	7	-1	0	0	0	2	2	0	0	0	0	1	1	0	0	0	0	4	3	-1	
DK	0	1	+1	3	4	+1	3	2	-1	5	5	0	1	1	0	2	1	-1	0	0	0	0	0	0	0	0	0	0	0	0	
DE	34	33	-1	18	18	0	0	0	0	7	8	+1	20	19	-1	7	6	-1	10	10	0	0	0	0	0	1	+1	0	1	+1	
EE	0	0	0	0	1	+1	0	0	0	6	5	-1	0	0	0	0	0	0	0	0	0	0	0	0	0	0	0	1	1	0	
IE	4	4	0	1	1	0	0	0	0	3	3	0	0	0	0	3	3	0	0	0	0	0	0	0	0	0	0	2	2	0	
EL	8	9	+1	2	2	0	0	0	0	0	0	0	0	1	+1	6	6	0	0	0	0	0	0	0	0	4	3	-1	1	0	-1
ES	13	13	0	18	19	+1	0	0	0	11	9	-2	2	3	+1	8	9	+1	0	0	0	0	0	0	0	0	0	7	6	-1	
FR	11	13	+2	5	5	0	0	0	0	2	2	0	8	8	0	7	8	+1	5	0	-5	19	21	+2	0	0	0	22	22	0	
HR	6	6	0	3	3	0	0	0	0	0	1	+1	0	0	0	0	0	0	0	0	0	0	0	0	0	0	0	3	2	-1	
IT	9	9	0	14	18	+4	4	4	0	0	0	0	0	0	0	0	0	0	21	18	-3	28	27	-1	0	0	0	0	0	0	
CY	2	2	0	1	1	0	0	0	0	0	0	0	0	0	0	2	2	0	0	0	0	0	0	0	0	0	0	1	1	0	
LV	0	3	+3	2	2	0	1	1	0	1	1	0	1	1	0	0	0	0	0	0	0	0	0	0	0	0	0	3	0	-3	
LT	4	3	-1	1	3	+2	0	0	0	2	1	-1	3	3	0	0	0	0	1	1	0	0	0	0	0	0	0	0	0	0	
LU	3	3	0	1	1	0	0	0	0	1	1	0	1	1	0	0	0	0	0	0	0	0	0	0	0	0	0	0	0	0	
HU	13	13	0	4	3	-1	0	0	0	0	1	+1	1	1	0	0	0	0	0	0	0	0	0	0	3	3	0	0	0	0	
MT	2	2	0	4	4	0	0	0	0	0	0	0	0	0	0	0	0	0	0	0	0	0	0	0	0	0	0	0	0	0	
NL	3	3	0	2	2	0	2	6	+4	8	7	-1	4	3	-1	3	4	+1	0	0	0	4	3	-1	0	0	0	3	1	-2	
AT	6	6	0	5	6	+1	0	0	0	2	1	-1	1	1	0	0	0	0	0	0	0	5	5	0	0	0	0	0	0	0	
PL	17	19	+2	2	3	+1	18	22	+4	1	1	0	1	1	0	0	0	0	1	0	-1	0	0	0	1	0	-1	11	6	-5	
PT	8	8	0	10	9	-1	0	0	0	0	0	0	0	0	0	3	4	+1	0	0	0	0	0	0	0	0	0	0	0	0	
RO	13	12	-1	13	13	0	1	1	0	3	4	+1	0	0	0	0	0	0	0	0	0	0	0	0	0	0	0	3	3	0	
SI	2	3	+1	1	1	0	0	0	0	4	3	-1	0	0	0	1	1	0	0	0	0	0	0	0	0	0	0	0	0	0	
SK	2	2	0	3	3	0	4	3	-1	1	1	0	0	0	0	0	0	0	1	1	0	0	2	+2	0	0	0	3	2	-1	
FI	3	3	0	4	4	0	2	2	0	2	2	0	2	2	0	1	1	0	0	0	0	0	0	0	0	0	0	0	0	0	
SE	6	5	-1	7	6	-1	4	3	-1	2	3	+1	0	2	+2	2	2	0	0	0	0	0	0	0	0	0	0	0	0	0	

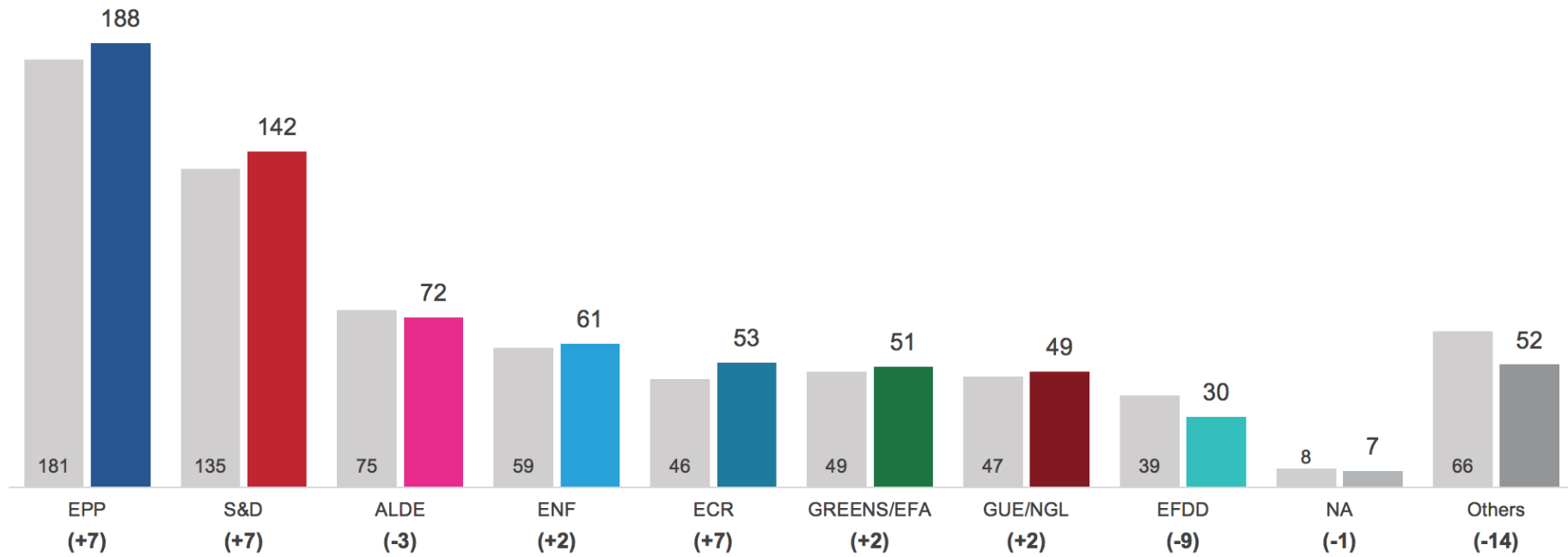
*No.D: No. of national delegations according to projection

EP Groups: overall gains and losses

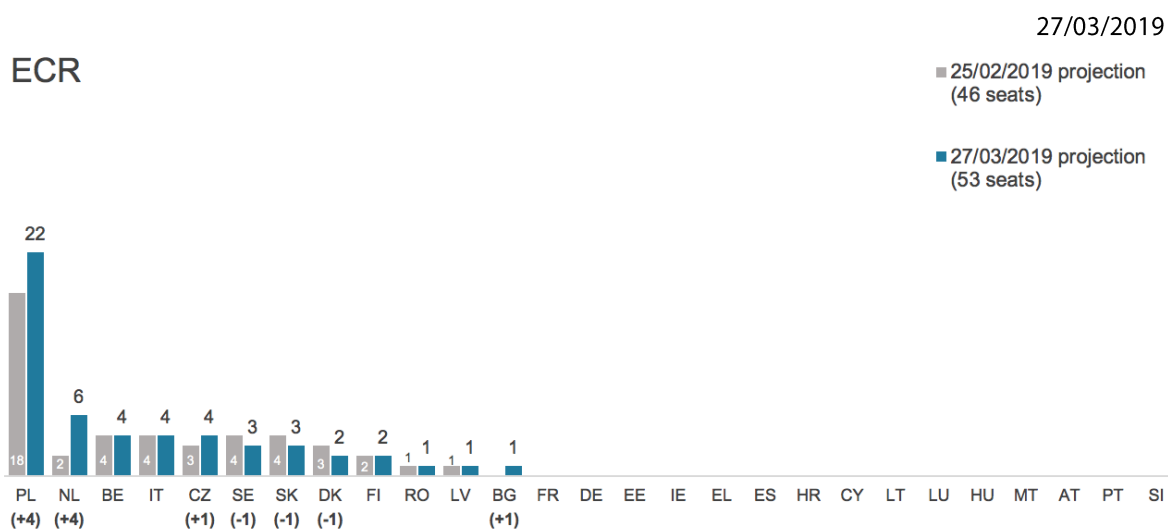
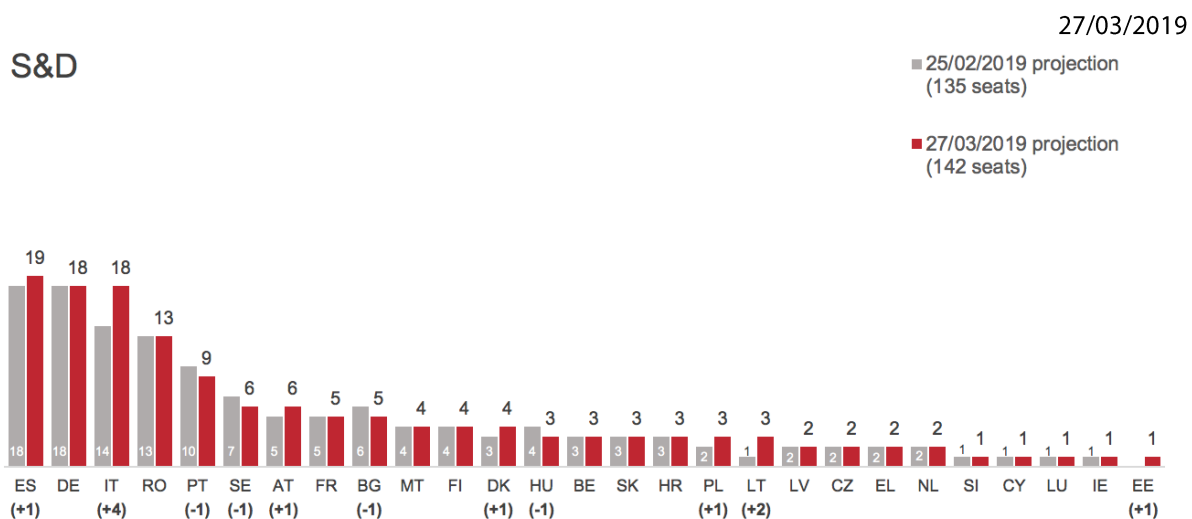
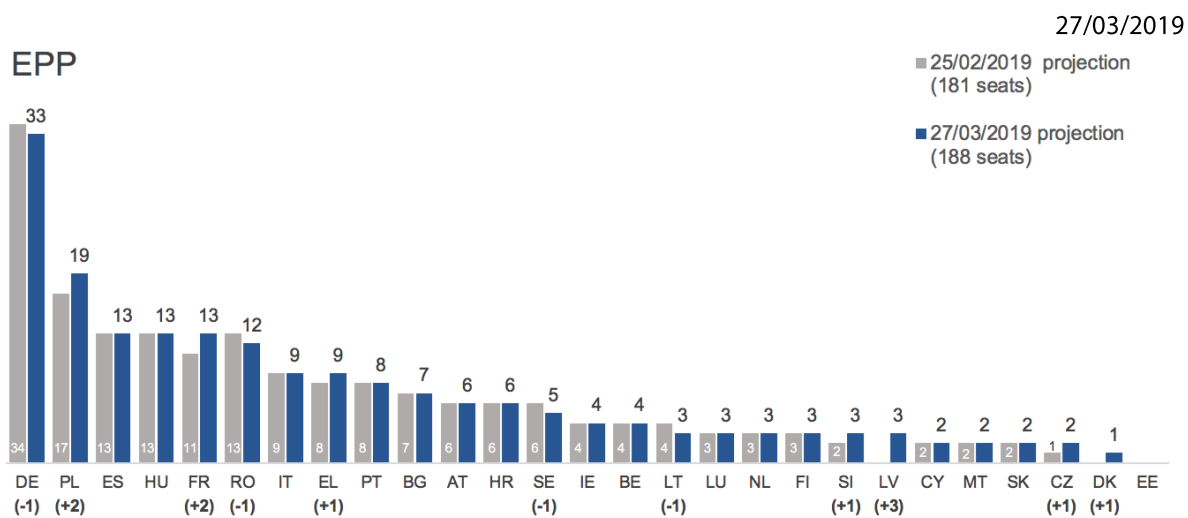
27/03/2019

EP Groups

■ 25/02/2019 projection
■ ■ ■ ■ ■ ■ ■ ■ ■ 27/03/2019 projection



EP Groups: gains and losses at country level

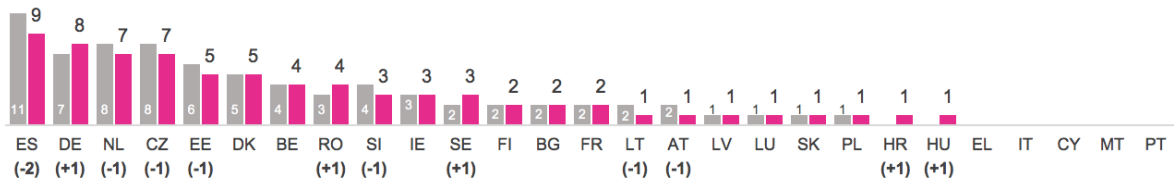


ALDE

27/03/2019

■ 25/02/2019 projection
(75 seats)

■ 27/03/2019 projection
(72 seats)

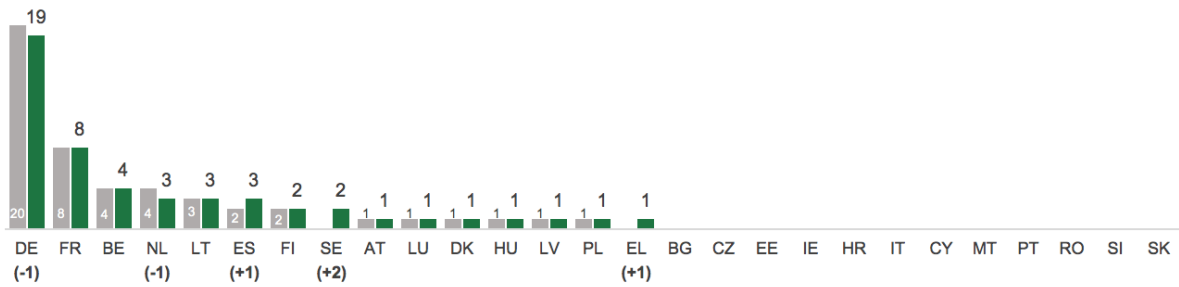


27/03/2019

GREENS/EFA

■ 25/02/2019 projection
(49 seats)

■ 27/03/2019 projection
(51 seats)

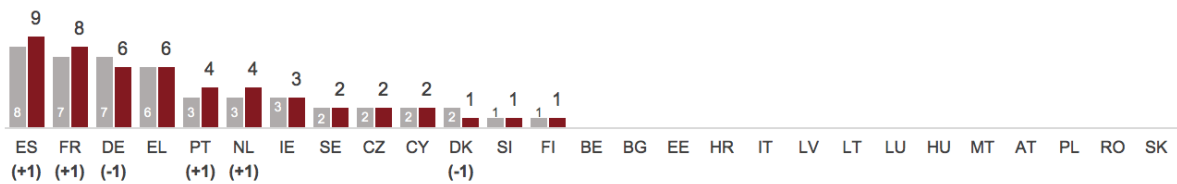


27/03/2019

GUE/NGL

■ 25/02/2019 projection
(47 seats)

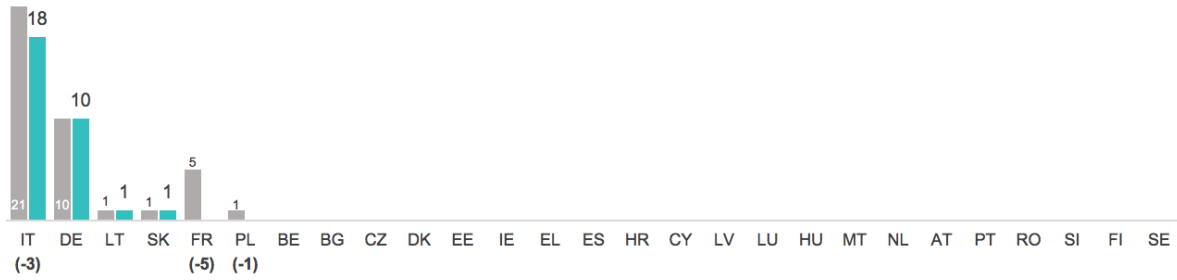
■ 27/03/2019 projection
(49 seats)



27/03/2019

EFDD

- 25/02/2019 projection (39 seats)
- 27/03/2019 projection (30 seats)



27/03/2019

ENF

- 25/02/2019 projection (59 seats)
- 27/03/2019 projection (61 seats)



27/03/2019

Not Affiliated

- 25/02/2019 projection (8 seats)
- 27/03/2019 projection (7 seats)




27/03/2019

Others

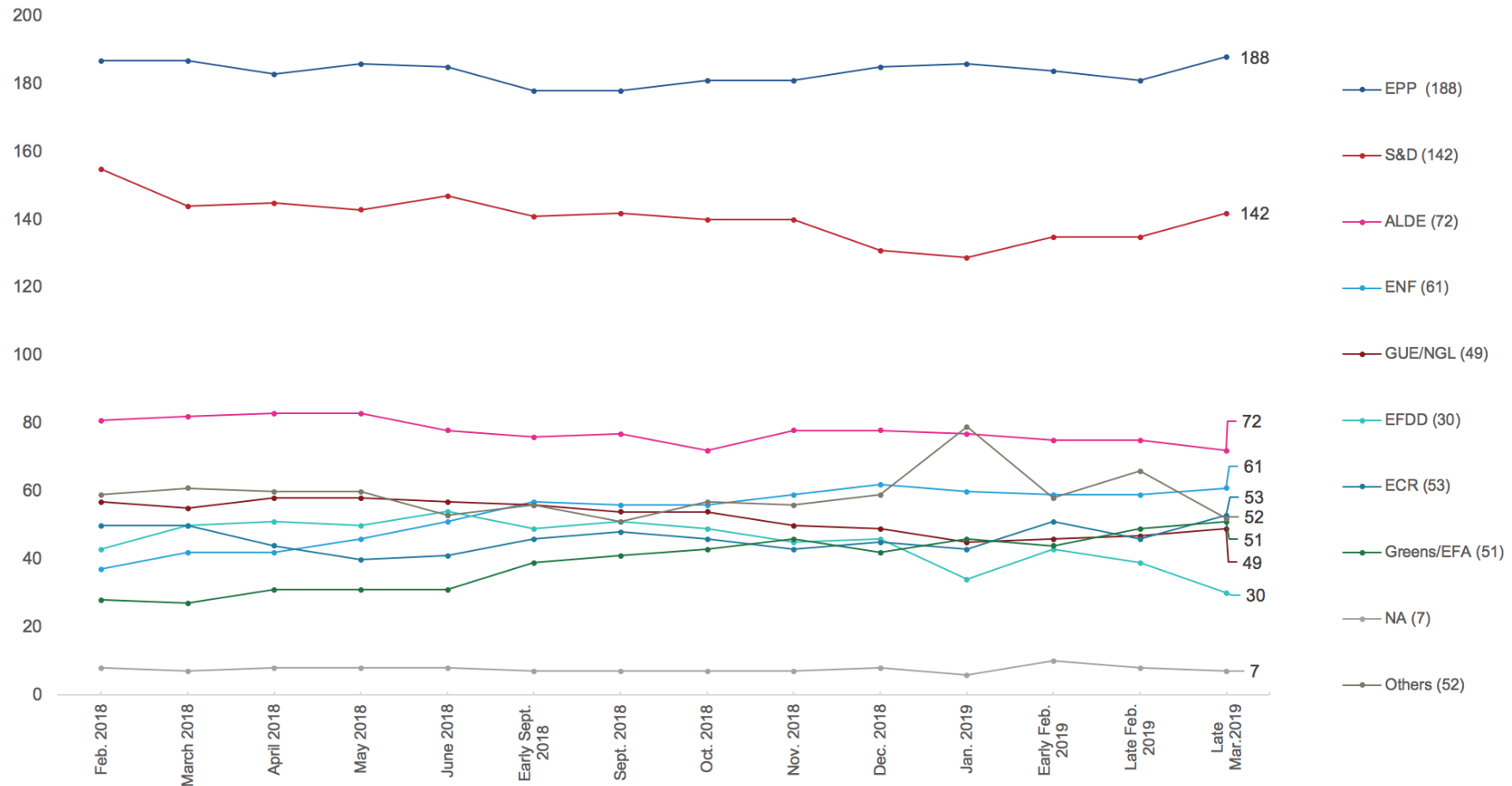
■ 25/02/2019 projection
(66 seats)

■ 27/03/2019 projection
(52 seats)



EP Groups: seat projections over time

27/03/2019



The seat projections are carried out based on the number of seats decided for the next European elections after the exit of the United Kingdom (705 MEPs)

Comparison: March seat projections and current EP

27/03/2019

	European People's Party (EPP)			Socialists and Democrats (S&D)			European Conservatives and Reformists (ECR)			Alliance of Liberals and Democrats for Europe (ALDE)			The Greens/European Free Alliance (EFA)			European United Left/Nordic Green Left (GUE/NGL)			Europe of freedom and direct democracy (EFDD)			Europe of Nations and Freedom (ENF)			Non-attached Members			Others
	Current state of EP Mar.'19	27/03/2019 projection	Diff.	Current state of EP Mar.'19	27/03/2019 projection	Diff.	Current state of EP Mar.'19	27/03/2019 projection	Diff.	Current state of EP Mar.'19	27/03/2019 projection	Diff.	Current state of EP Mar.'19	27/03/2019 projection	Diff.	Current state of EP Mar.'19	27/03/2019 projection	Diff.	Current state of EP Mar.'19	27/03/2019 projection	Diff.	Current state of EP Mar.'19	27/03/2019 projection	Diff.	Current state of EP Mar.'19	27/03/2019 projection	Diff.	27/03/2019 projection
EU	217	188	-29	186	142	-44	76	53	-23	68	72	+4	52	51	-1	52	49	-3	41	30	-11	37	61	+24	21	7	-14	52
%	28.9%	26.7%	-2.3pp	24.8%	20.1%	-4.7pp	10.1%	7.5%	-2.6pp	9.1%	10.2%	+1.1pp	6.9%	7.2%	+0.3pp	6.9%	7.0%	+0.0pp	5.5%	4.3%	-1.2pp	4.9%	8.7%	+3.7pp	2.8%	1.0%	-1.8pp	7.4%
No.D*	28	26	-2	28	27	-1	19	12	-7	21	22	1	18	15	-3	14	13	-1	7	4	-3	8	8	0	9	3	-6	14
BE	4	4	0	4	3	-1	4	4	0	6	4	-2	2	4	+2	0	0	0	0	0	0	1	1	0	0	0	0	1
BG	7	7	0	4	5	+1	2	1	-1	4	2	-2	0	0	0	0	0	0	0	0	0	0	1	+1	0	0	0	1
CZ	7	2	-5	4	2	-2	2	4	+2	4	7	+3	0	0	0	3	2	-1	1	0	-1	0	1	+1	0	0	0	3
DK	1	1	0	3	4	+1	3	2	-1	3	5	+2	1	1	0	1	1	0	0	0	0	0	0	0	1	0	-1	0
DE	34	33	-1	27	18	-9	6	0	-6	4	8	+4	13	19	+6	8	6	-2	1	10	+9	1	0	-1	2	1	-1	1
EE	1	0	-1	1	1	0	0	0	0	3	5	+2	1	0	-1	0	0	0	0	0	0	0	0	0	0	0	0	1
IE	4	4	0	1	1	0	1	0	-1	1	3	+2	0	0	0	4	3	-1	0	0	0	0	0	0	0	0	0	2
EL	5	9	+4	4	2	-2	1	0	-1	0	0	0	0	1	+1	6	6	0	0	0	0	0	0	0	5	3	-2	0
ES	17	13	-4	14	19	+5	0	0	0	8	9	+1	5	3	-2	10	9	-1	0	0	0	0	0	0	0	0	0	6
FR	20	13	-7	12	5	-7	0	0	0	7	2	-5	6	8	+2	5	8	+3	6	0	-6	15	21	+6	3	0	-3	22
HR	5	6	+1	2	3	+1	1	0	-1	2	1	-1	1	0	-1	0	0	0	0	0	0	0	0	0	0	0	0	2
IT	13	9	-4	31	18	-13	4	4	0	0	0	0	1	0	-1	3	0	-3	14	18	+4	6	27	+21	1	0	-1	0
CY	1	2	+1	2	1	-1	1	0	-1	0	0	0	0	0	0	2	2	0	0	0	0	0	0	0	0	0	0	1
LV	4	3	-1	1	2	+1	1	1	0	1	1	0	1	1	0	0	0	0	0	0	0	0	0	0	0	0	0	0
LT	3	3	0	2	3	+1	1	0	-1	3	1	-2	1	3	+2	0	0	0	1	1	0	0	0	0	0	0	0	0
LU	3	3	0	1	1	0	0	0	0	1	1	0	1	1	0	0	0	0	0	0	0	0	0	0	0	0	0	0
HU	12	13	+1	4	3	-1	0	0	0	0	1	+1	2	1	-1	0	0	0	0	0	0	0	0	0	0	3	3	0
MT	3	2	-1	3	4	+1	0	0	0	0	0	0	0	0	0	0	0	0	0	0	0	0	0	0	0	0	0	0
NL	5	3	-2	3	2	-1	2	6	+4	7	7	0	2	3	+1	3	4	+1	0	0	0	4	3	-1	0	0	0	1
AT	5	6	+1	5	6	+1	0	0	0	1	1	0	3	1	-2	0	0	0	0	0	0	4	5	+1	0	0	0	0
PL	22	19	-3	5	3	-2	19	22	+3	0	1	+1	0	1	+1	0	0	0	1	0	-1	2	0	-2	2	0	-2	6
PT	8	8	0	8	9	+1	0	0	0	1	0	-1	0	0	0	4	4	0	0	0	0	0	0	0	0	0	0	0
RO	13	12	-1	13	13	0	2	1	-1	3	4	+1	0	0	0	0	0	0	0	0	0	0	0	0	1	0	-1	3
SI	5	3	-2	1	1	0	0	0	0	1	3	+2	1	0	-1	0	1	+1	0	0	0	0	0	0	0	0	0	0
SK	6	2	-4	4	3	-1	3	3	0	0	1	+1	0	0	0	0	0	0	0	1	+1	0	2	+2	0	0	0	2
FI	3	3	0	2	4	+2	2	2	0	4	2	-2	1	2	+1	1	1	0	0	0	0	0	0	0	0	0	0	0
SE	4	5	+1	6	6	0	2	3	+1	3	3	0	4	2	-2	1	2	+1	0	0	0	0	0	0	0	0	0	0
UK	2	0	-	19	0	-	19	0	-	1	0	-	6	0	-	1	0	-	17	0	-	4	0	-	3	0	-	0

*No.D: No. of national delegations according to projection

In this table and in the following charts, we compare the current state of the EP of 751 MEPs with the new seat distribution of 705 MEPs.

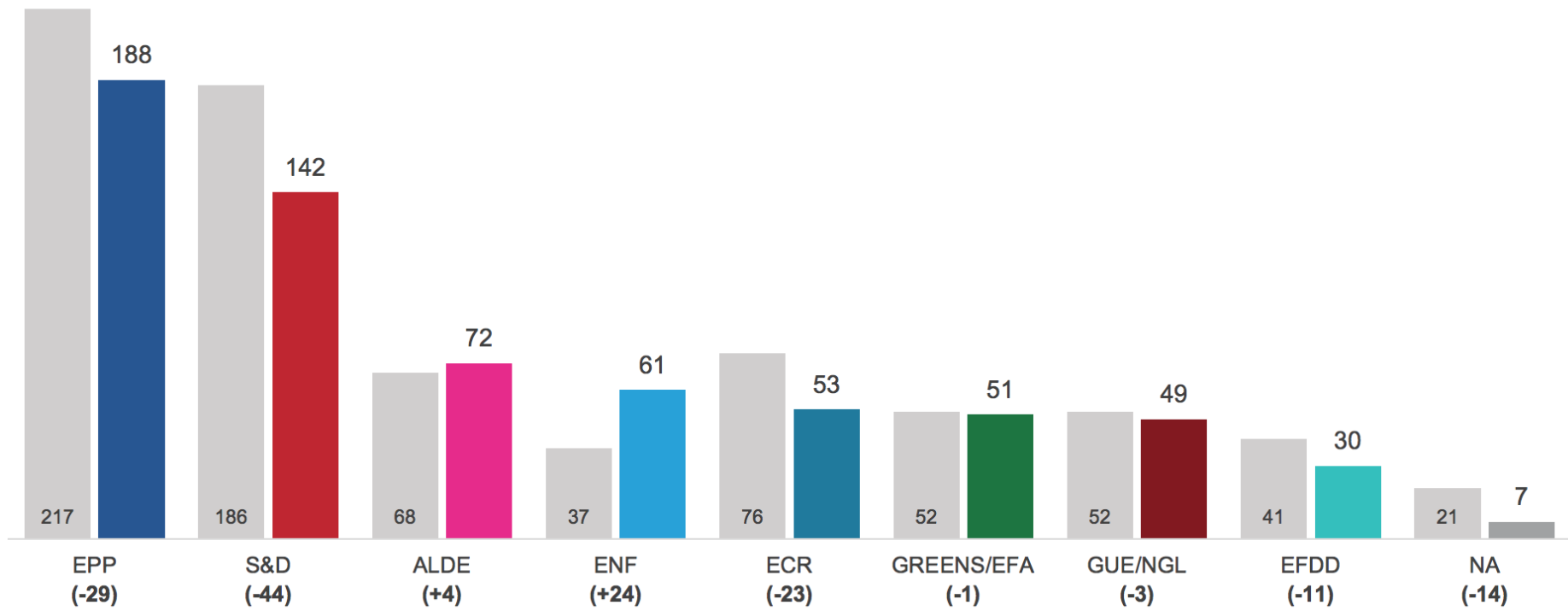
The "Other" group comprises national political parties that do not currently have any MEPs in the European Parliament and are not yet affiliated with any European political party. This category, for example, includes the projected seats of La République en Marche, which currently has no official European affiliation.

EP Groups: overall gains and losses

27/03/2019

EP Groups

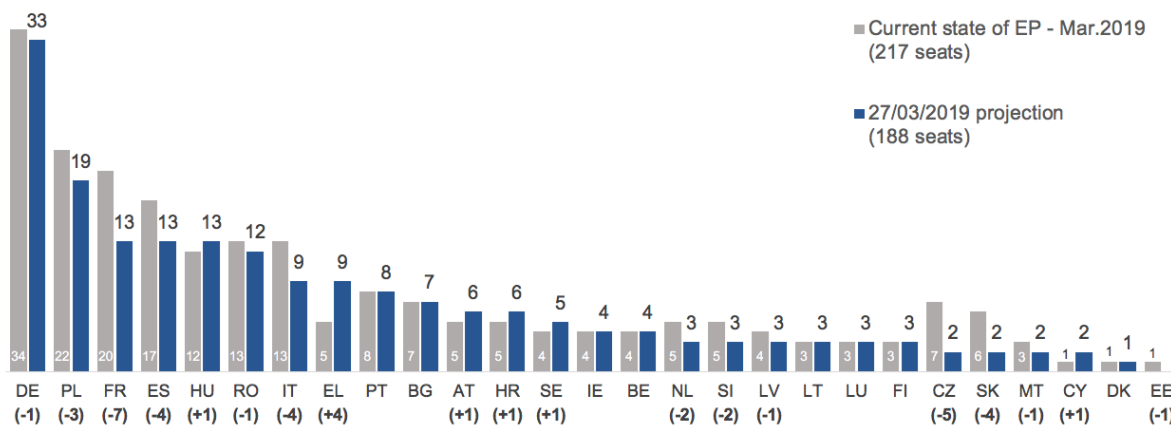
■ Current state of EP - Mar.2019
■ 27/03/2019 projection



EP Groups: gains and losses at country-level

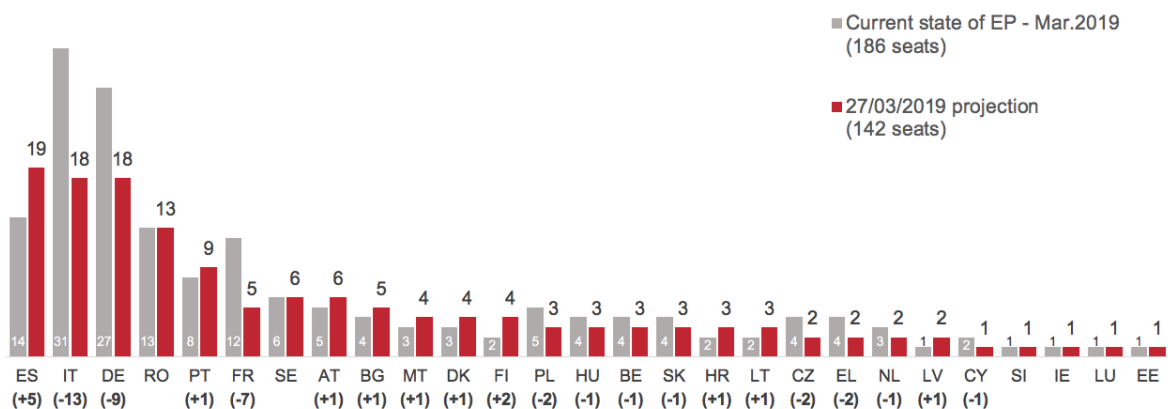
27/03/2019

EPP



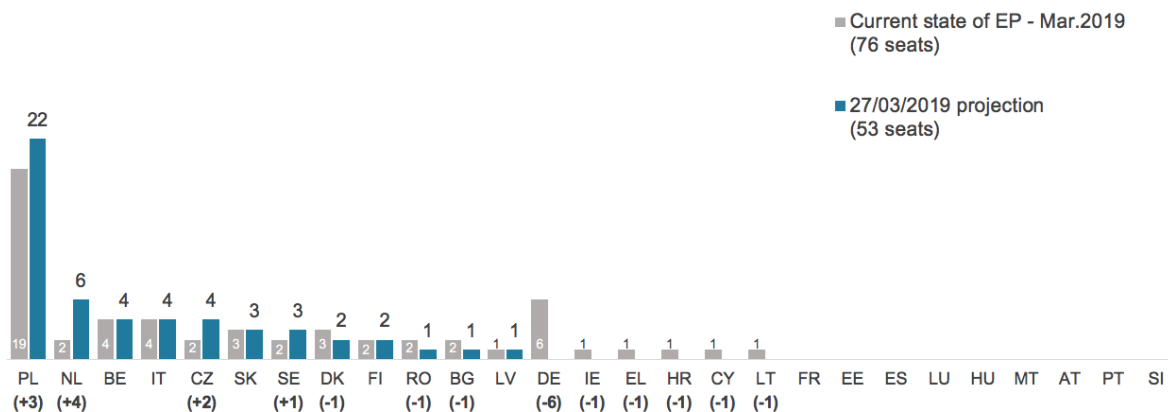
27/03/2019

S&D



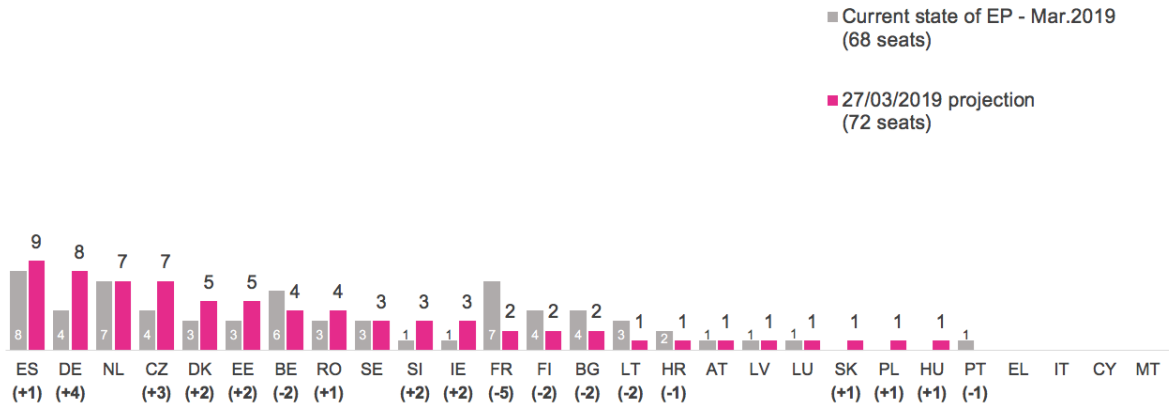
27/03/2019

ECR



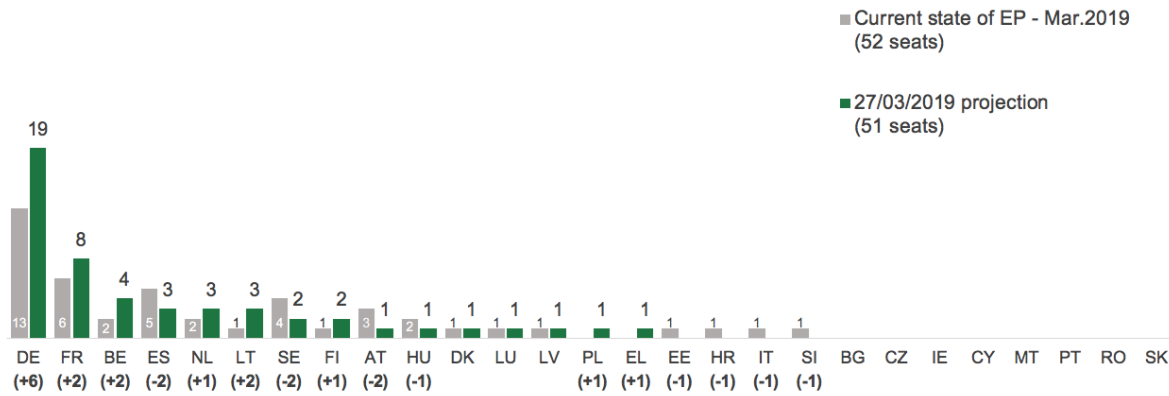
27/03/2019

ALDE



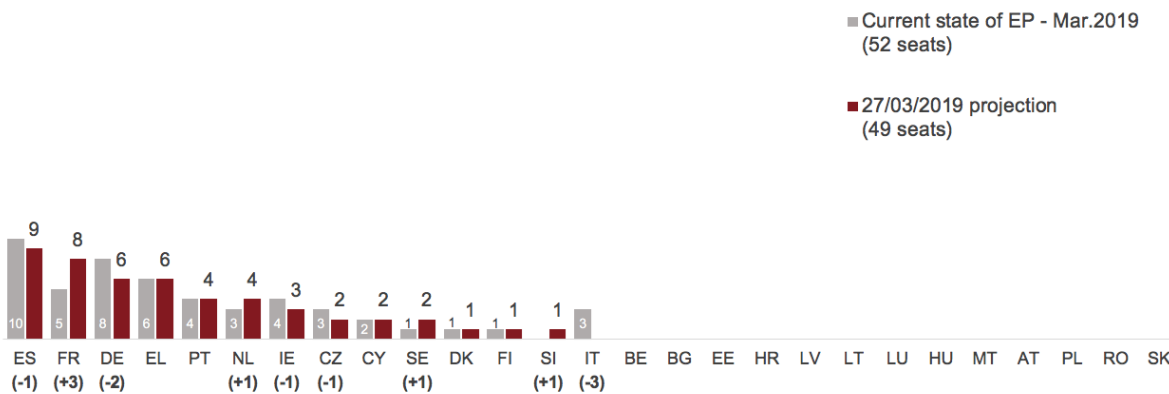
27/03/2019

GREENS/EFA



GUE/NGL

27/03/2019



27/03/2019

EFDD




27/03/2019

ENF



Not Affiliated

27/03/2019



1. Voting intentions

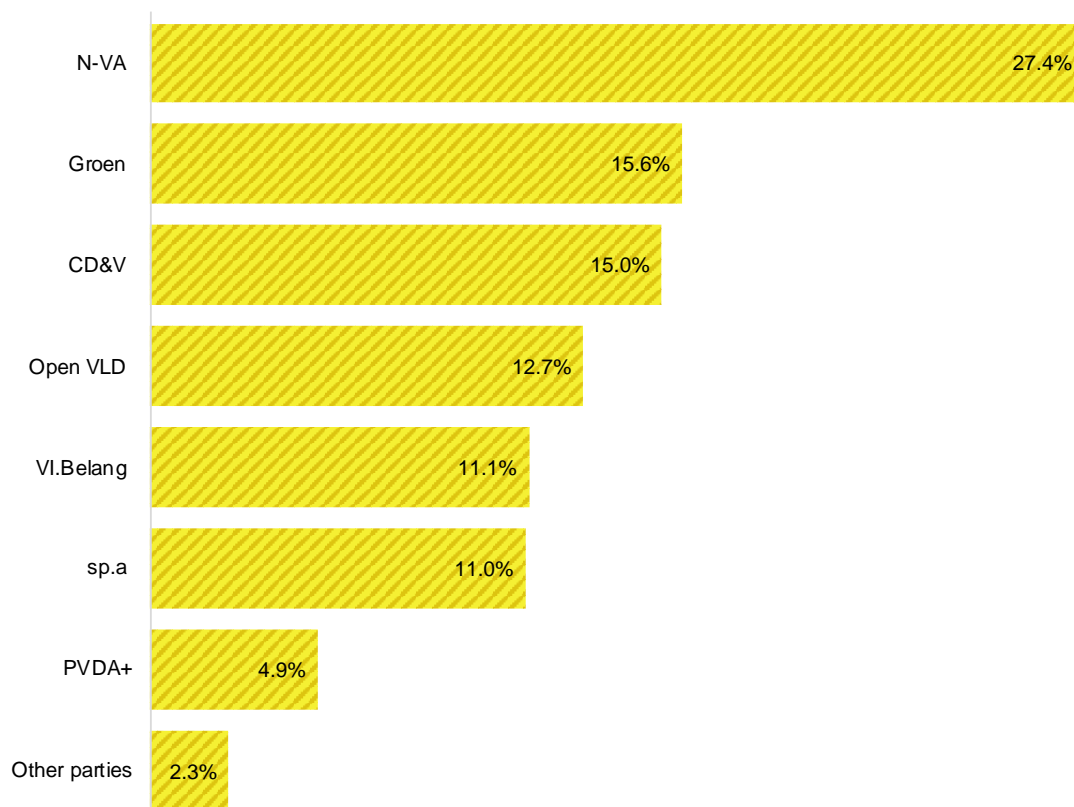


BELGIUM - Flemish community

Voting intentions

27/03/2019

Single national poll



Date	Source
16/02/2019	Ipsos

Score	Seat projection	Abbreviation	Party/Coalition/EP group
27.4%	4	N-VA	Nieuw-Vlaamse Alliantie (ECR)
15.6%	2	Groen	Groen (Greens/EFA)
15.0%	2	CD&V	Christen-Democratisch en Vlaams (EPP)
12.7%	2	Open VLD	Open Vlaamse Liberalen en Democraten (ALDE)
11.1%	1	VI.Belang	Vlaams Belang (ENF)
11.0%	1	sp.a	Socialistische Partij.Anders (S&D)
4.9%	0	PVDA+	Partij van de Arbeid van België
2.3%	0	Other parties	

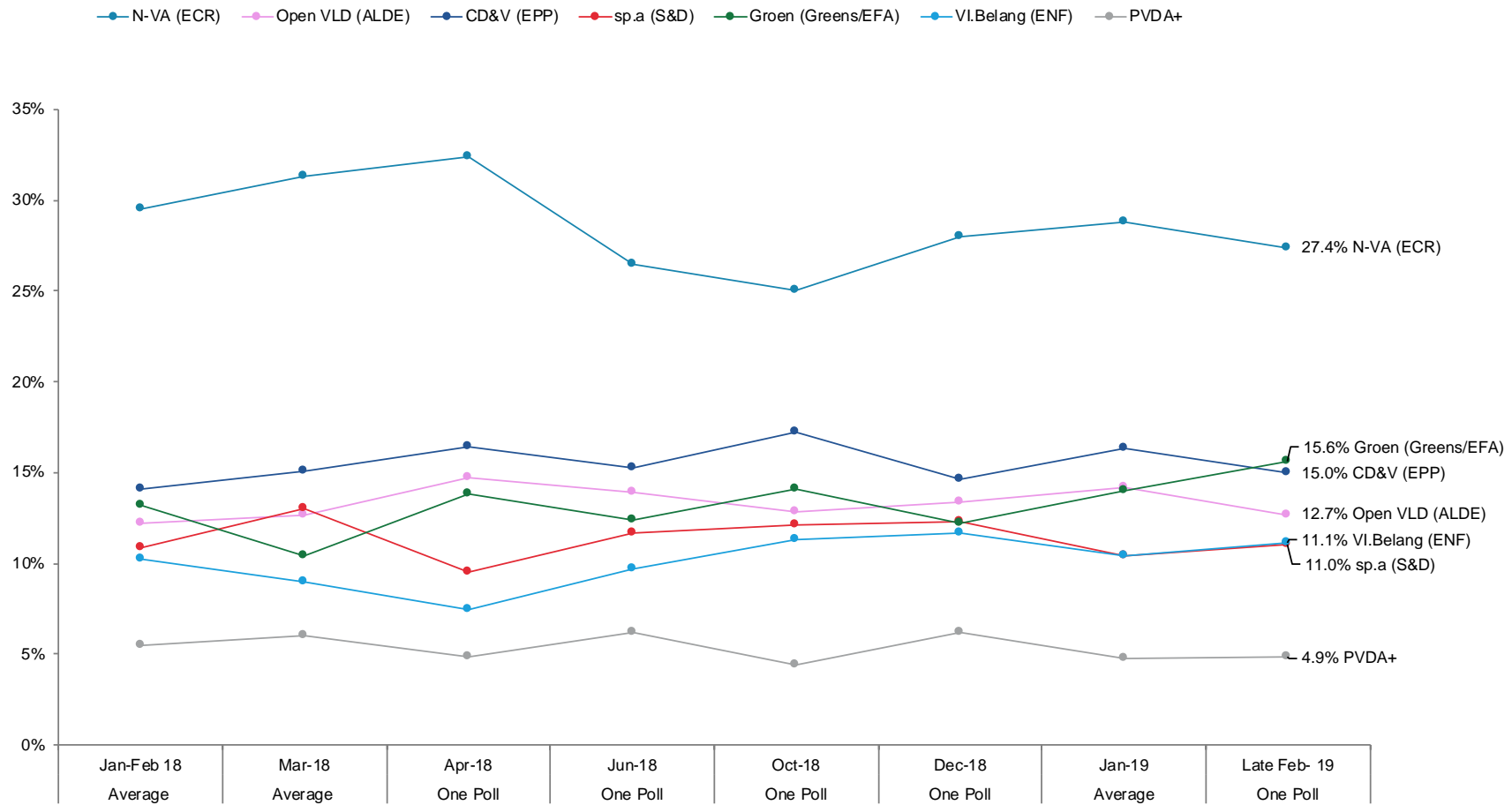
As currently no dedicated European elections voting intentions are available for this country, national voting intentions are used as the best available proxy for understanding the current political situation. The calculations must be understood as a snapshot of the current political situation in the country only and not as a prediction of the actual election results.

2. Voting intentions over time



BELGIUM - Flemish community

27/03/2019



1. Voting intentions

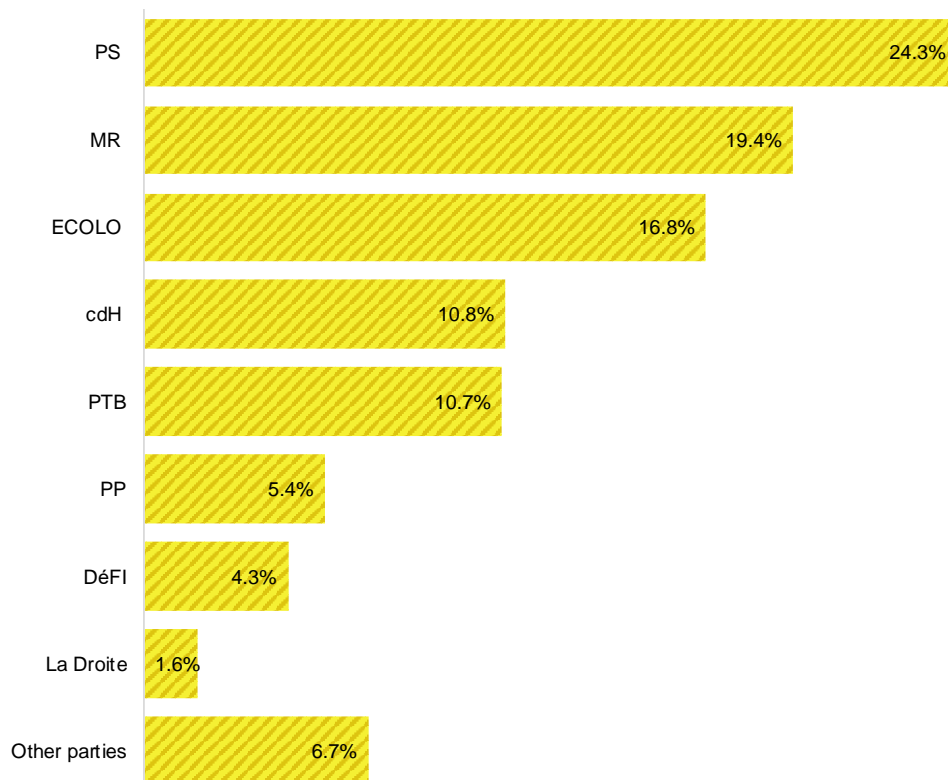


BELGIUM - French community

Voting intentions

27/03/2019

Single national poll



Date	Source
16/02/2019	Ipsos

Score	Seat projection	Abbreviation	Party/Coalition/EP group
24.3%	2	PS	Parti Socialiste (S&D)
19.4%	2	MR	Mouvement Réformateur (ALDE)
16.8%	2	ECOLO	Écologistes Confédérés pour l'Organisation de Luttes Originales (Greens/EFA)
10.8%	1	cdH	Centre Démocrate Humaniste (EPP)
10.7%	1	PTB	Parti du Travail de Belgique
5.4%	0	PP	Parti Populaire
4.3%	0	DéFI	Démocrate Fédéraliste Indépendant
1.6%	0	La Droite	La droite citoyenne
6.7%	0	Other parties	

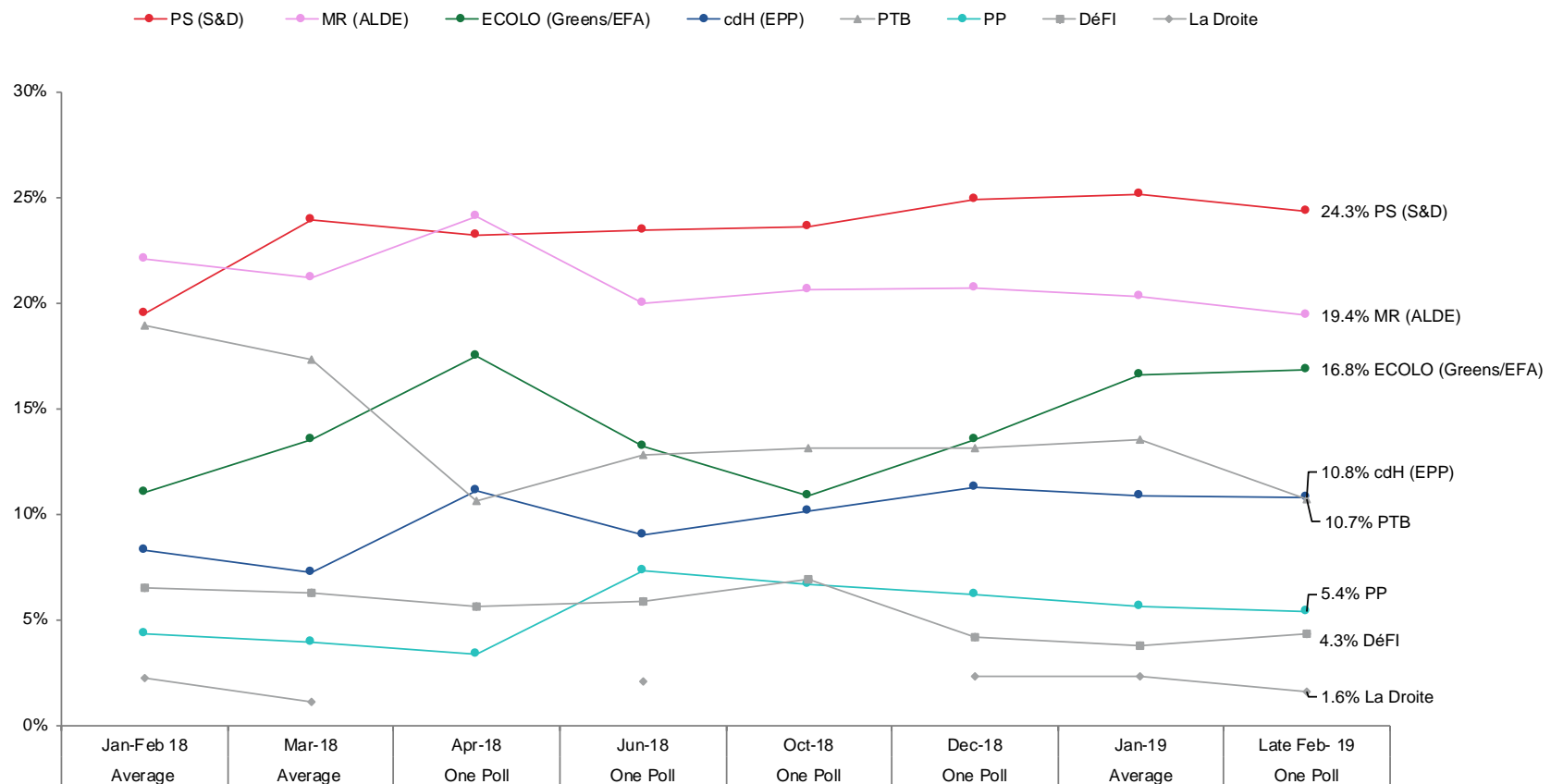
As currently no dedicated European elections voting intentions are available for this country, national voting intentions are used as the best available proxy for understanding the current political situation. The calculations must be understood as a snapshot of the current political situation in the country only and not as a prediction of the actual election results.

2. Voting intentions over time



BELGIUM - French community

27/03/2019



PP – This party is a member of the Alliance for Direct Democracy in Europe Party (ADDE) but not part of the EFDD group. They do not currently have any seats in the EP.

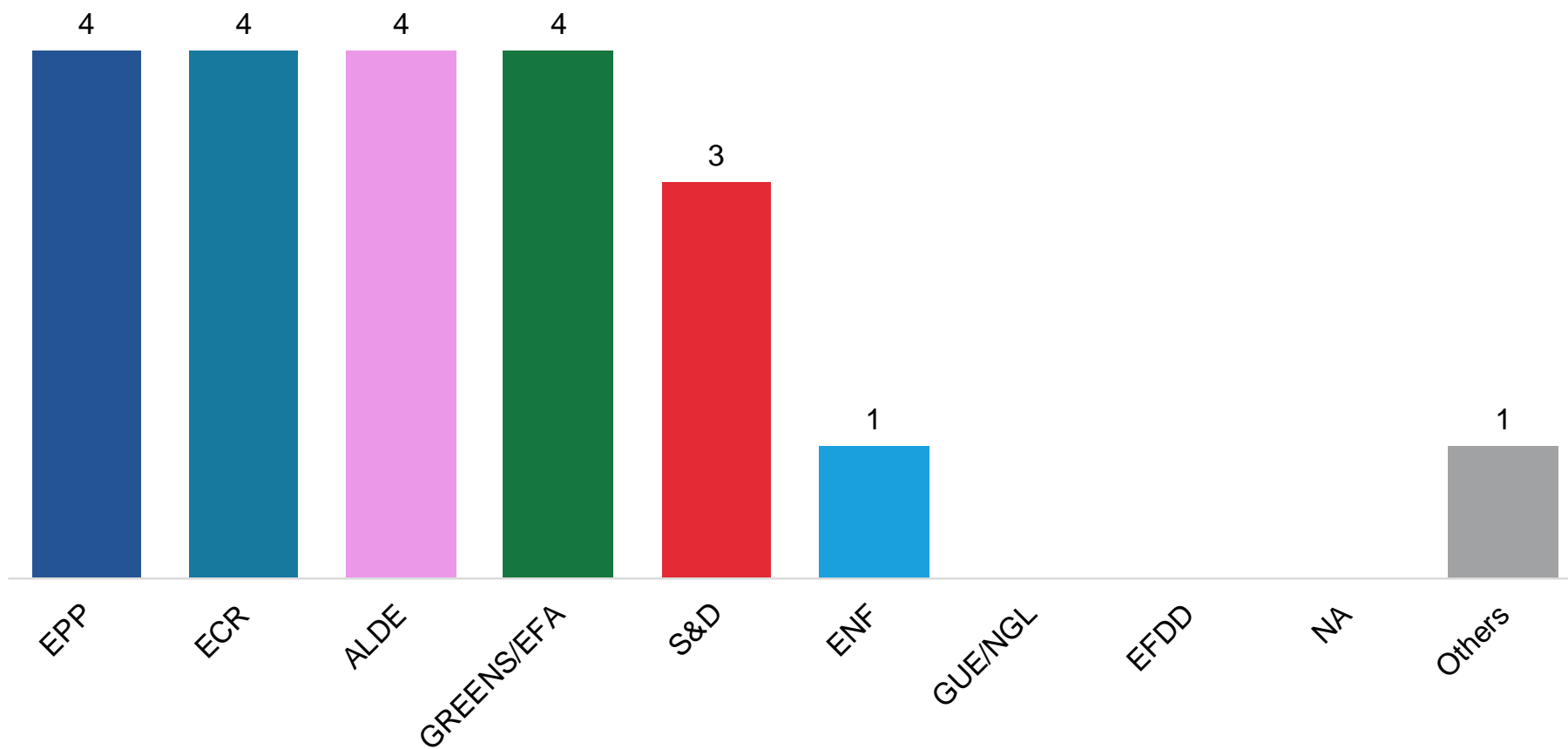
3. Seat projection



BELGIUM

SEATS: 21

27/03/2019



The projection presumes that a seat will be awarded to CSP (EPP) in the German speaking community

1. Voting intentions

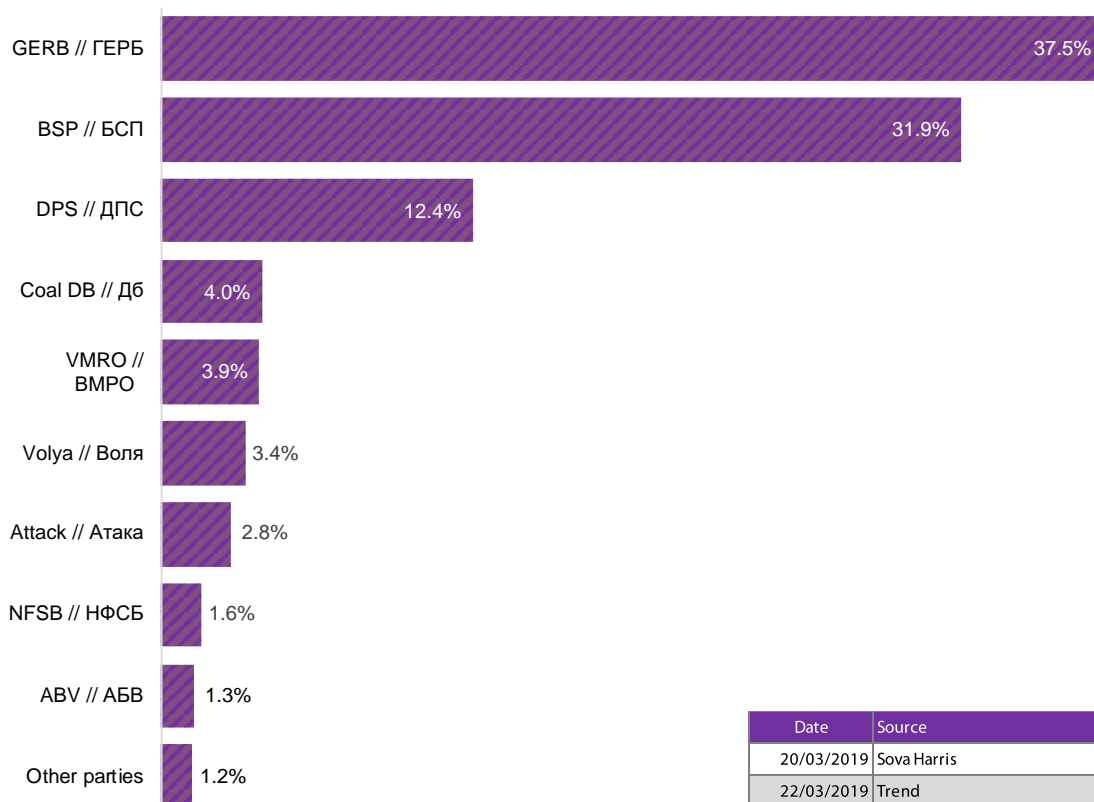


BULGARIA

Voting intentions

27/03/2019

Average of European Elections polls



Date	Source
20/03/2019	Sova Harris
22/03/2019	Trend

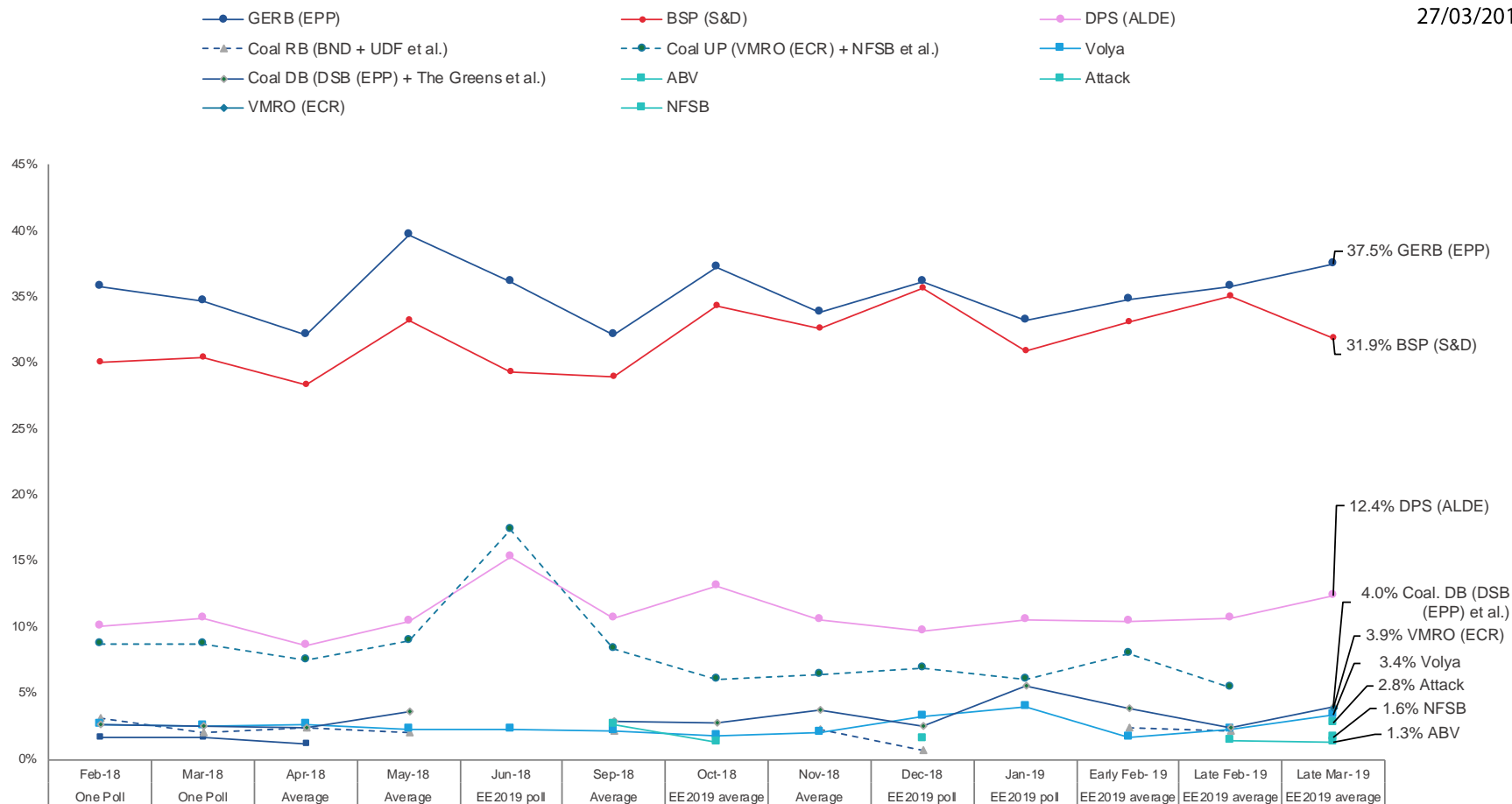
Score	Seat projection	Abbreviation	Party/Coalition/EP group
37.5%	6	GERB // ГЕРБ	Graždani za evropeisko razvitie na Bulgarija // Граждани за европейско развитие на България (EPP)
31.9%	5	BSP // БСП	Bulgarska sotsialisticheska partiya // Българска социалистическа партия (S&D)
12.4%	2	DPS // ДПС	Dvizhenie za prava i svobodi // Движение за права и свободи (ALDE)
4.0%	1	Coal DB // Дб	Demokrati za silna Bălgarija (DSB) (EPP) // Demokrati za silna Bălgarija + The Greens // Зелените + Yes, Bulgaria! // Да, България!
3.9%	1	VMRO // ВМРО	Bulgarsko Natsionalno Dvizhenie (VMRO) // Българско Национално Движение (ECR)
3.4%	1	Volya // Воля	Volya // Воля
2.8%	1	Attack // Атака	Attack // Атака
1.6%	0	NFSB // НФСБ	Natzionalen Front za Spasenie na Bulgaria (NSFB) // Национален фронт за спасение на България
1.3%	0	ABV // АБВ	Alternativa za balgarsko vazrazhdane // Алтернатива за българско възраждане
1.2%	0	Other parties	

2. Voting intentions over time



BULGARIA

27/03/2019




Volya - This party is a member of the Movement for a Europe of Nations and Freedom (MENF) but is not part of the ENF group. They do not currently have any seats in the EP.

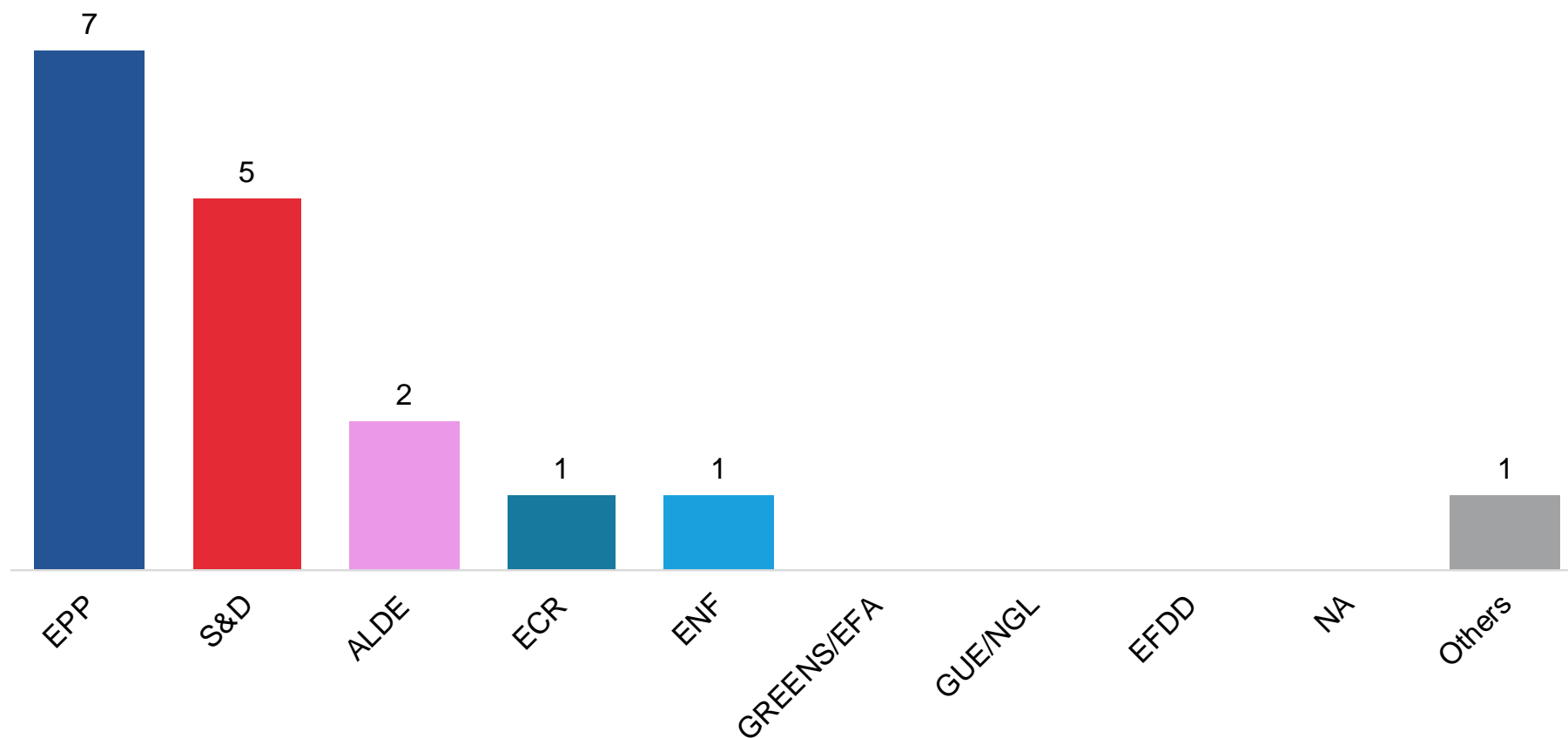
Coal. DB - The Greens, one of the parties inside the coalition is a member of the European Green Party but is not a part of the group. They do not currently have any seats in the EP.

As of late March, Attack, VMRO, NFSB and UDF are presented separately, apart from Coal. UP and Coal. RB. Coal. UP are expected not to run together in EE19, and Coal. RB's participation is unknown.

3. Seat projection

 **BULGARIA** **SEATS: 17**

27/03/2019



Coal. DB – The projection presumes that 50% of the seats attributed to this coalition will go to the EPP, 10% to Greens/EFA and 40% to “Others”

1. Voting intentions

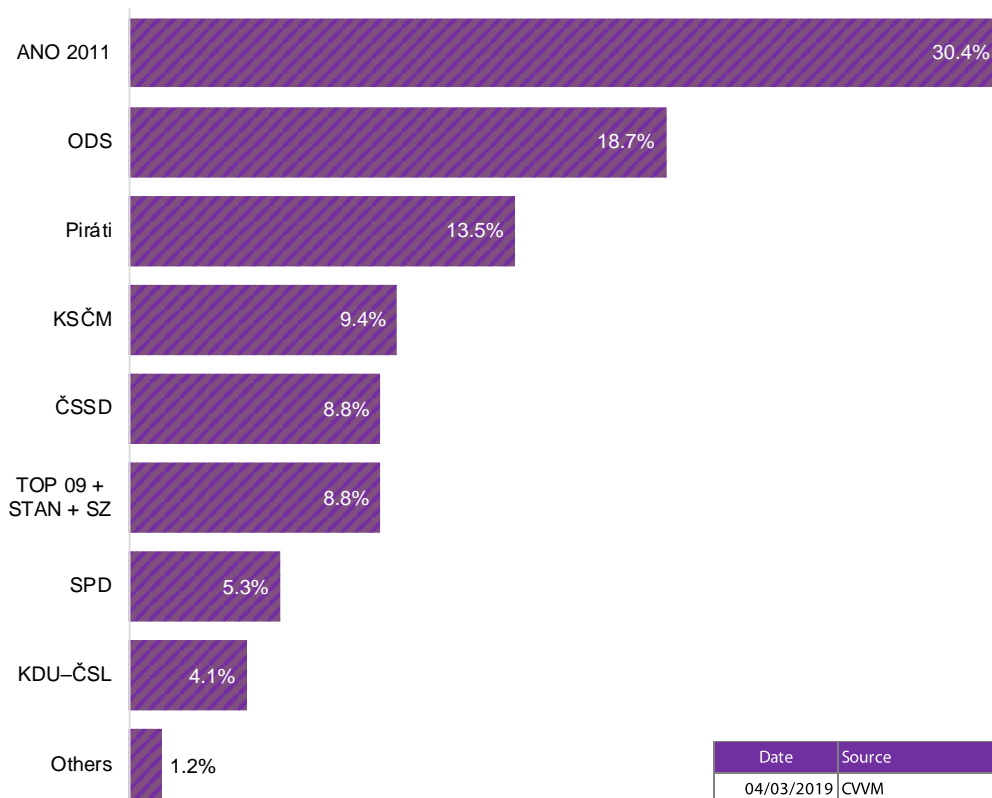


CZECHIA

Voting intentions

27/03/2019

European Elections poll



Date	Source
04/03/2019	CVVM

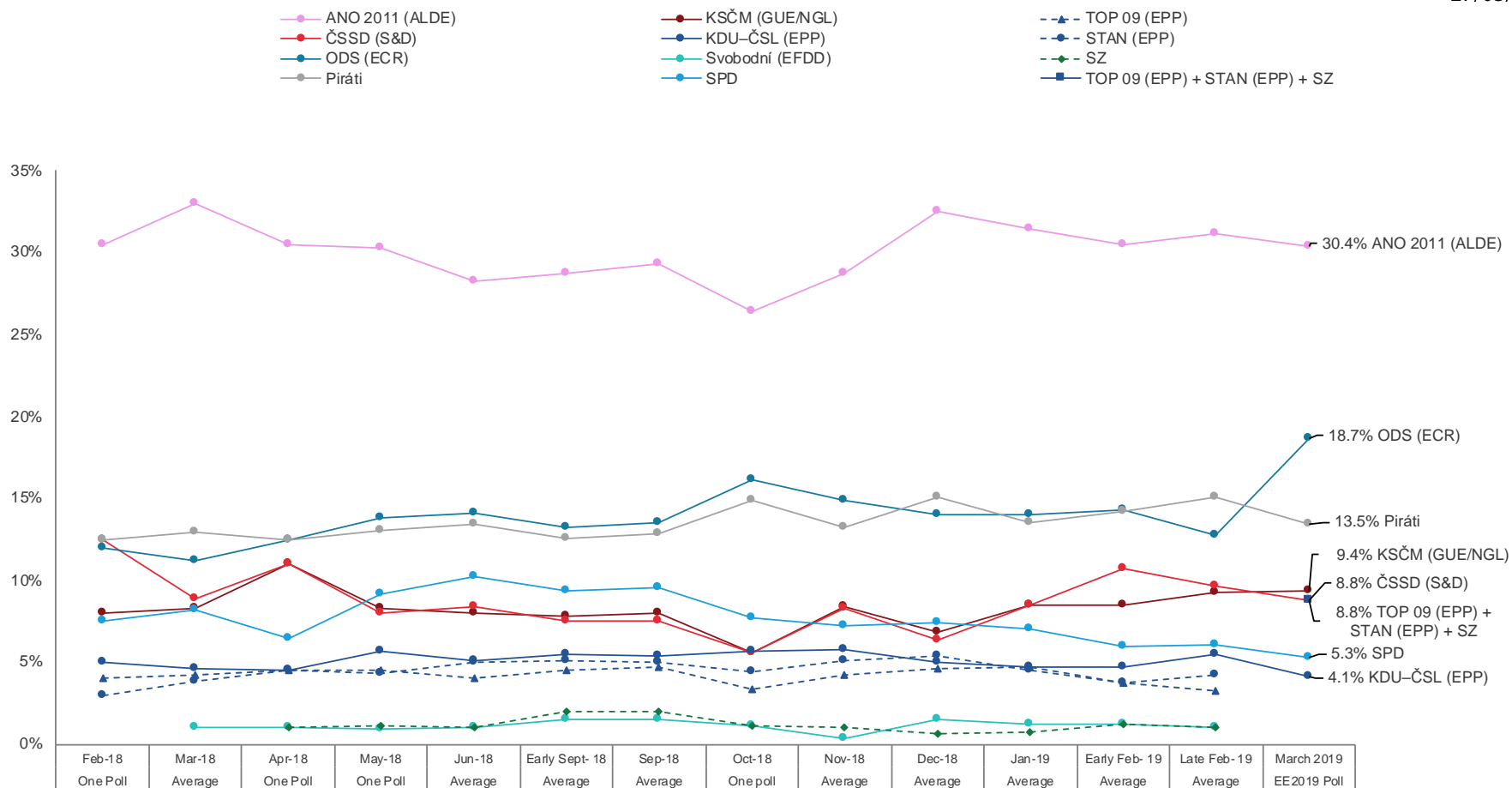
Score	Seat projection	Abbreviation	Party/Coalition/EP group
30.4%	7	ANO 2011	Akce nespokojených občanů (ALDE)
18.7%	4	ODS	Občanská demokratická strana (ECR)
13.5%	3	Piráti	Česká pirátská strana
9.4%	2	KSČM	Komunistická strana Čech a Moravy (GUE/NGL)
8.8%	2	ČSSD	Česká strana sociálně demokratická (S&D)
8.8%	2	TOP 09 + STAN + SZ	Tradice odpovědnost prosperita (EPP) + Starostové a nezávislí (EPP) + Strana zelených
5.3%	1	SPD	Svoboda a přímá demokracie - Tomio Okamura
4.1%	0	KDU-ČSL	Křesťanská a demokratická unie – Československá strana lidová (EPP)
1.2%	0	Others	

2. Voting intentions over time



CZECHIA

27/03/2019



SPD – This party is a member of the Movement for a Europe of Nations and Freedom (MENF). They do not currently have any seats in the EP.

SZ – This party is a member of the European Green party (EGP) but not part of the Greens/EFA group. They do not currently have any seats in the EP.

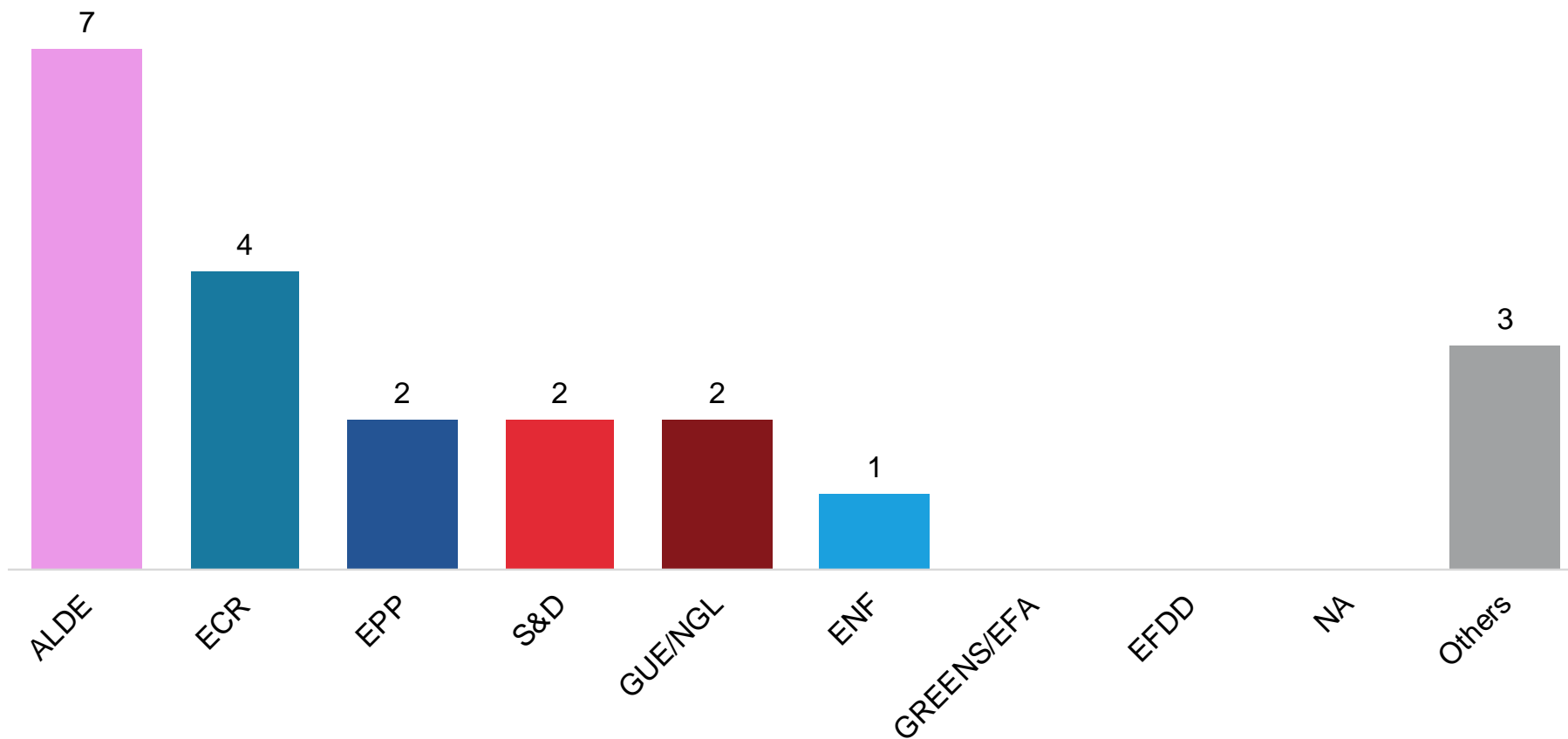
3. Seat projection



CZECHIA

SEATS: 21

27/03/2019



1. Voting intentions

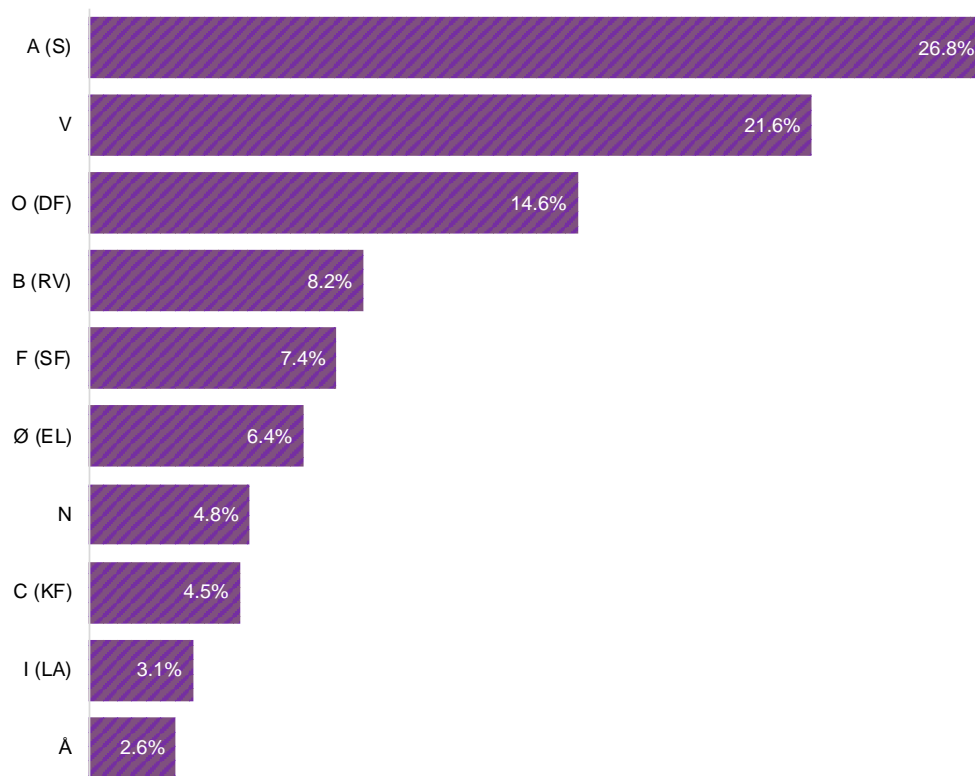


DENMARK

Voting intentions

27/03/2019

European Elections poll



Date	Source
23/03/2019	Kantar Gallup

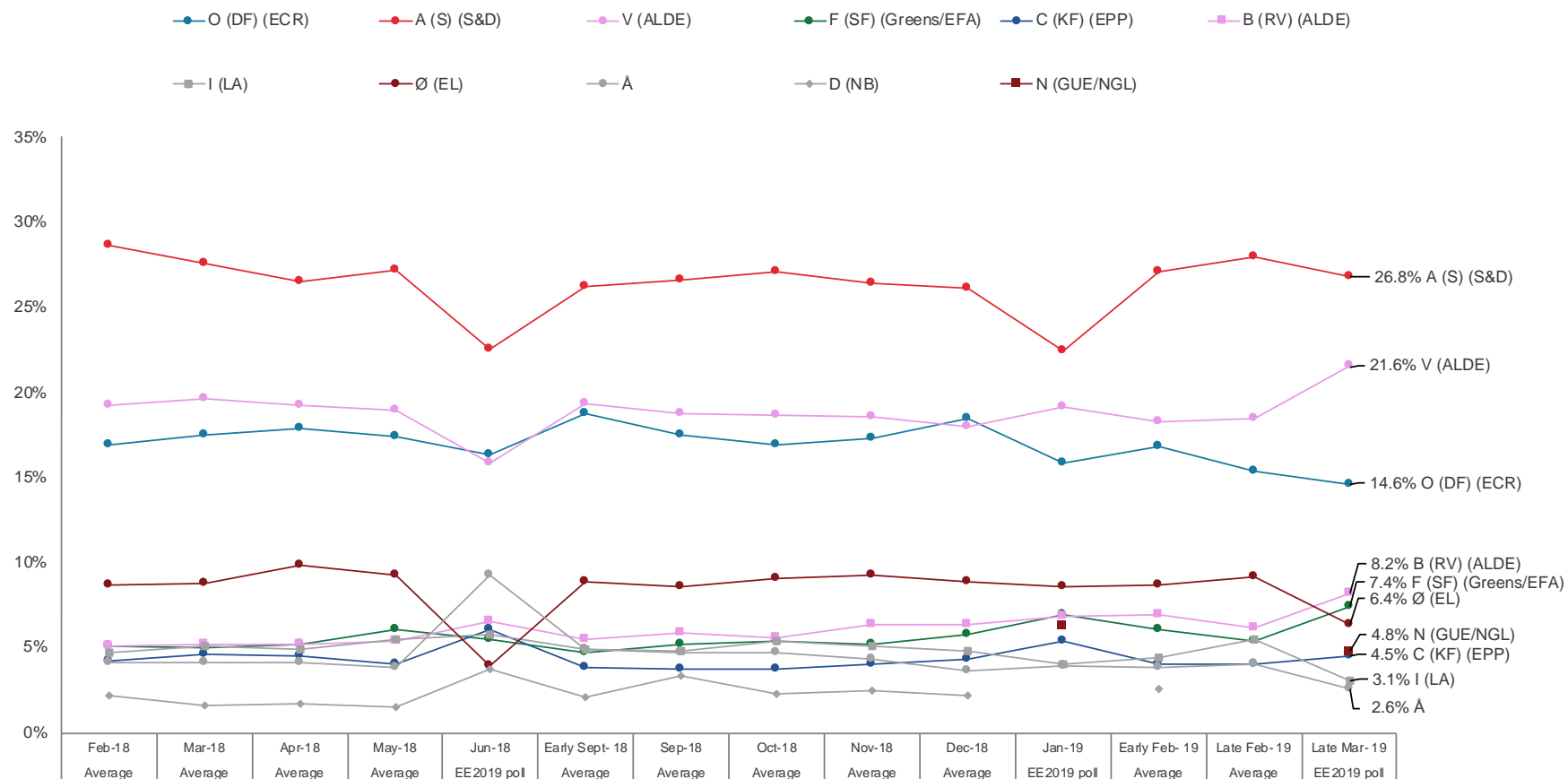
Score	Seat projection	Abbreviation	Party/Coalition/EP group
26.8%	4	A (S)	Socialdemokratiet (S&D)
21.6%	4	V	Venstre, Danmarks liberale parti (ALDE)
14.6%	2	O (DF)	Dansk Folkeparti (ECR)
8.2%	1	B (RV)	Det Radikale Venstre (ALDE)
7.4%	1	F (SF)	Socialistisk Folkeparti (Greens/EFA)
6.4%	1	Ø (EL)	Enhedslisten de Rød-Grønne
4.8%	0	N	Folkebevægelsen mod EU (GUE/NGL)
4.5%	1	C (KF)	Det Konservative Folkeparti (EPP)
3.1%	0	I (LA)	Liberal Alliance
2.6%	0	Å	Alternativet (Alt)

2. Voting intentions over time




DENMARK

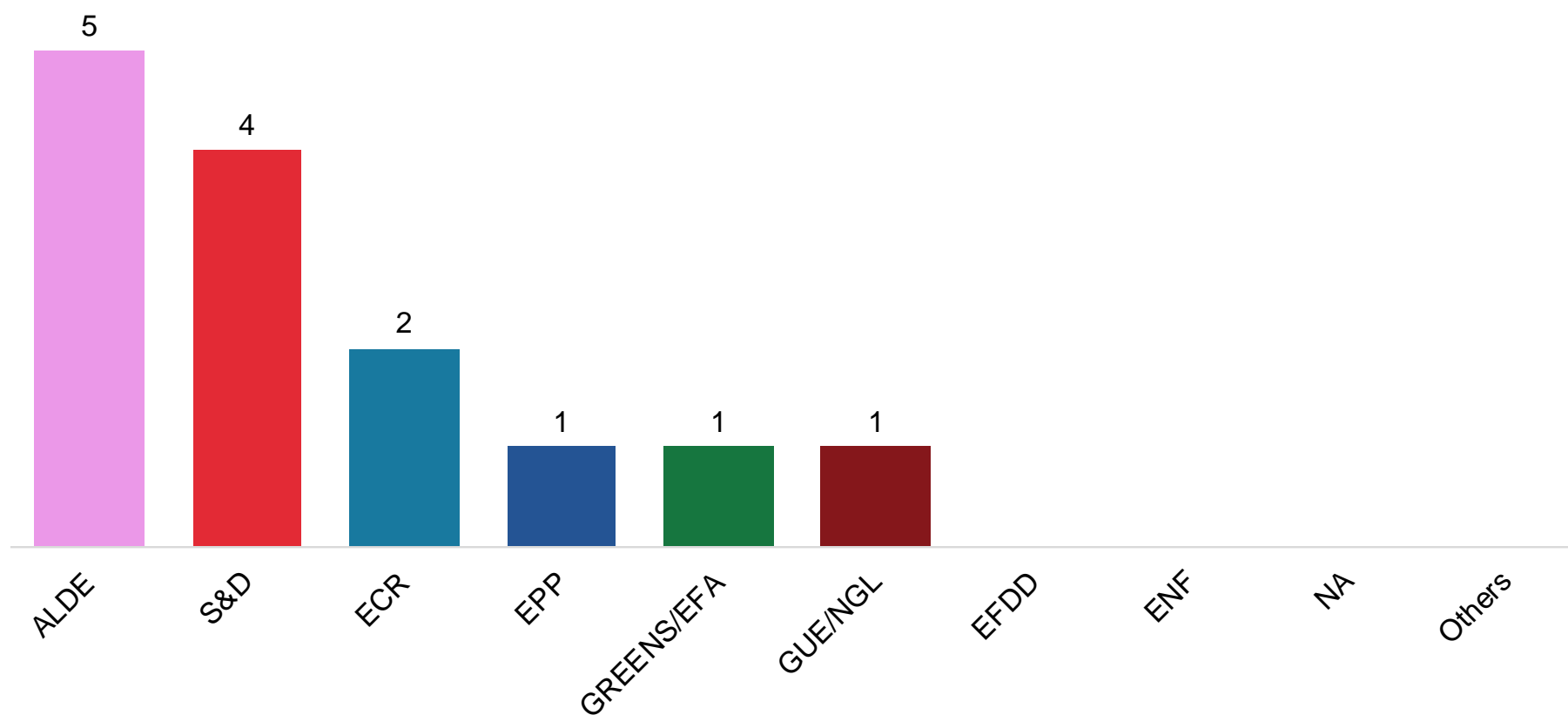
27/03/2019



Ø (EL) – This party is a member of the party of the European Left (EL) but not part of the GUE/NGL group. They do not currently have any seats in the EP.
 N – This party is only polled in voting intentions for the European elections.

 **DENMARK** **SEATS: 14**

27/03/2019



Seat projection results for Denmark have been calculated using the four electoral alliances. Seats awarded to each alliance have been redistributed to their member parties according to their electoral strength, using the D'Hondt methodology.

1. Voting intentions

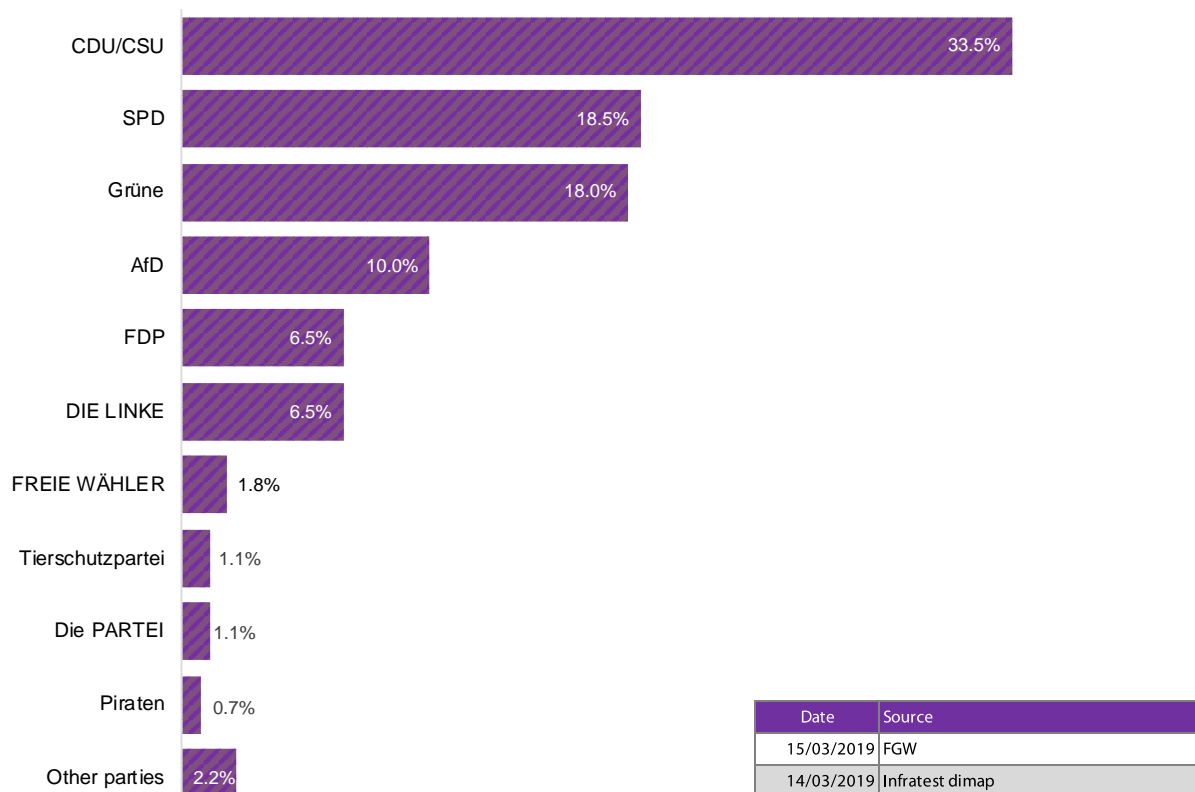


GERMANY

Voting intentions

27/03/2019

Average of European Elections polls



Score	Seat projection	Abbreviation	Party/Coalition/EP group
33.5%	33	CDU/CSU	Christlich Demokratische Union + Christlich Soziale Union (EPP)
18.5%	18	SPD	Sozialdemokratische Partei Deutschlands (S&D)
18.0%	18	Grüne	Bündnis 90/Die Grünen (Greens/EFA)
10.0%	10	AfD	Alternative für Deutschland (EFDD)
6.5%	6	FDP	Freie Demokraten (ALDE)
6.5%	6	DIE LINKE	Linkspartei (GUE/NGL)
1.8%	2	FREIE WÄHLER	FREIE WÄHLER (ALDE)
1.1%	1	Tierschutzpartei	Tierschutzpartei
1.1%	1	Die PARTEI	Die PARTEI (NA)
0.7%	1	Piraten	Piratenpartei (Greens/EFA)
2.2%	0	Other parties	

The seat projection acknowledges that Germany does not apply an electoral threshold for the European elections and therefore, parties with results as low as 0.5% might gain seats. In order to visualise this as realistically as possible, the aggregated result for 'Other parties' as reported by the poll(s) used in this report is redistributed according to the relative share smaller parties received in the last available poll(s) reporting such shares. This concerns Freie Wähler, Tierschutzpartei, Die PARTEI and Piraten.

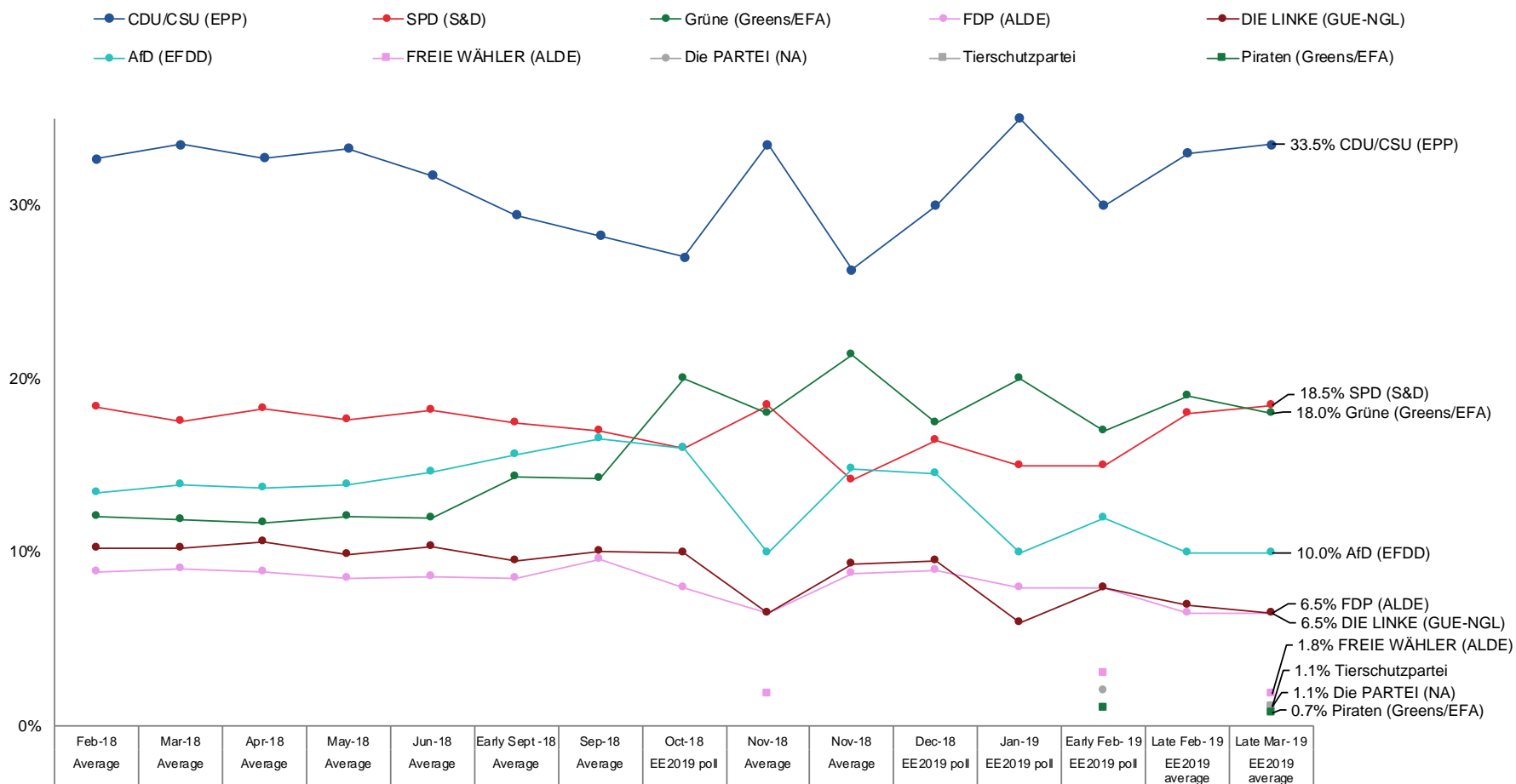
An MEP elected under Tierschutzpartei is now an Independent and no longer a member of the party. We therefore attribute seats of this party to "others" since they are not a member of an official political party/group.

2. Voting intentions over time



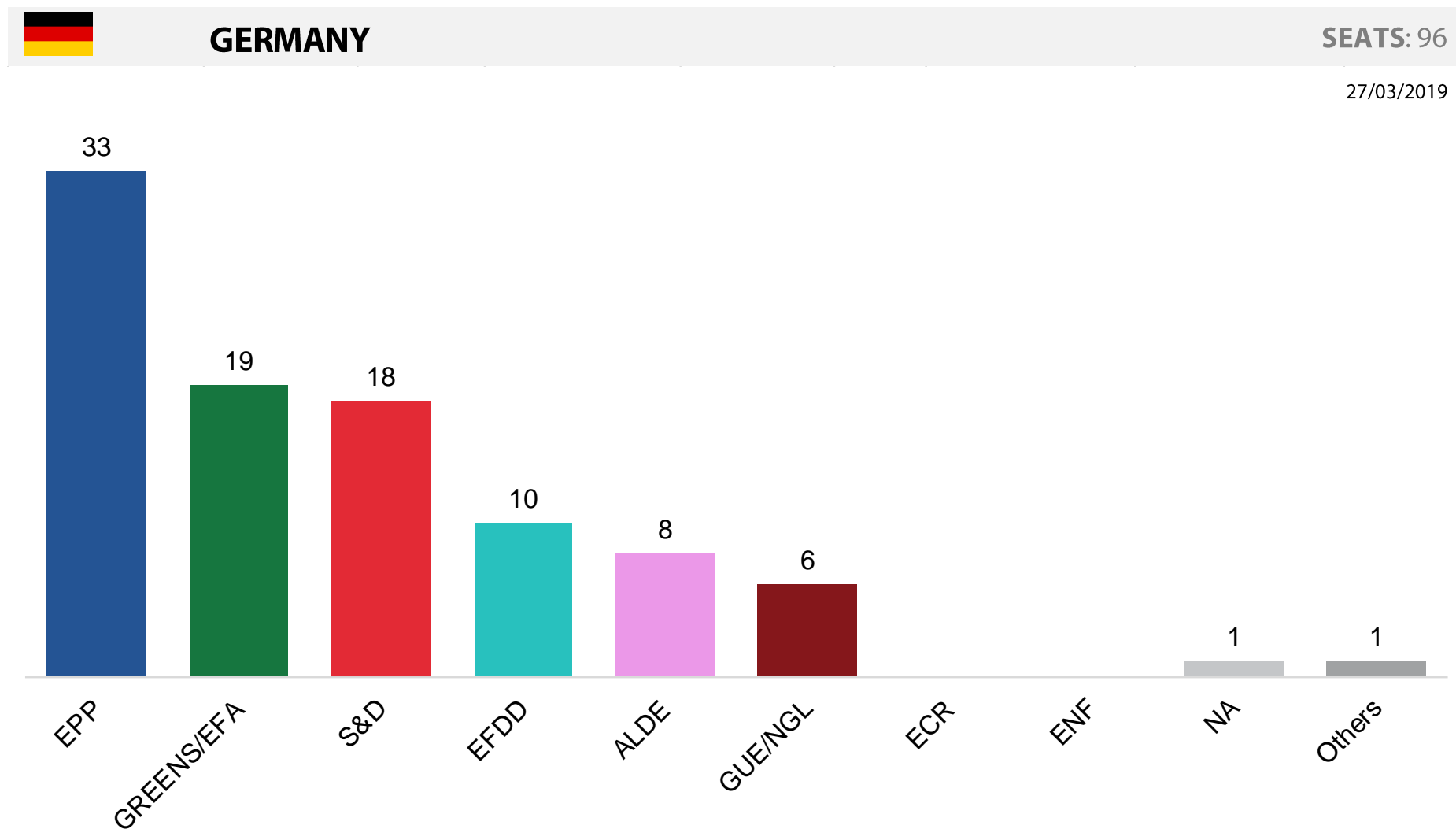
GERMANY

27/03/2019



The % for FREIE WÄHLER, Tierschutzpartei, Die PARTEI and Piraten are estimated based on their shares in the INSA poll published on 7 March. Results for these parties are not published by other polling institutes.

3. Seat projection



An MEP elected under Tierschutzpartei is now an Independent and no longer a member of the party. We therefore attribute seats of this party to "others" since they are not a member of an official political party/group.

1. Voting intentions

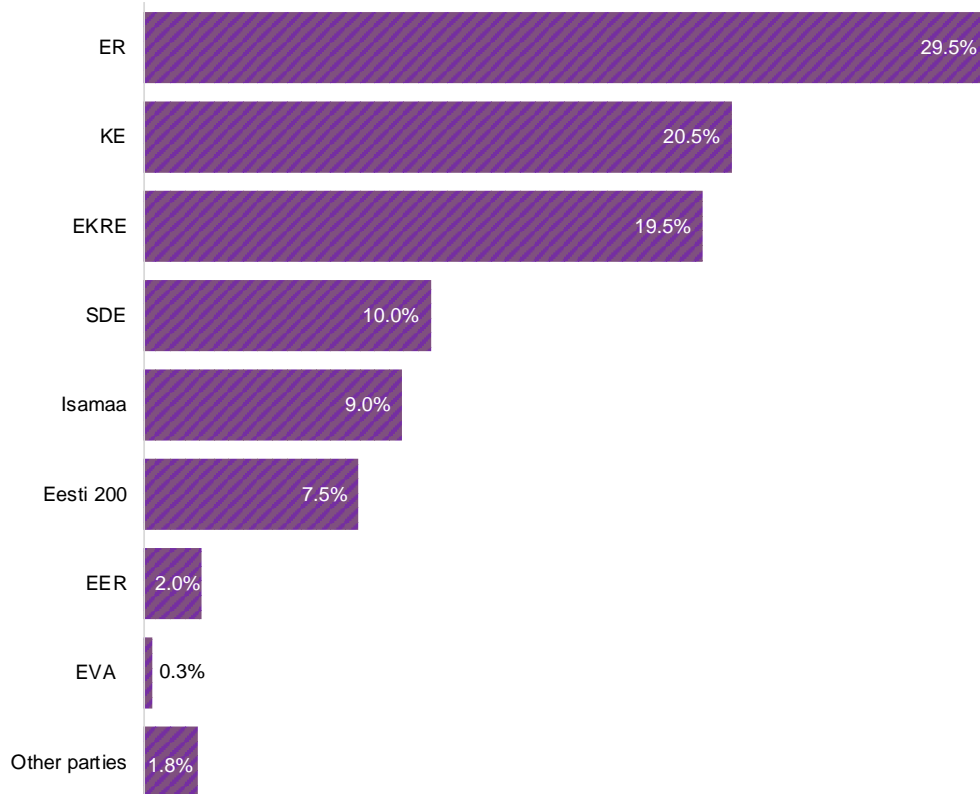


ESTONIA

Voting intentions

27/03/2019

Average of European Elections polls



Date	Source
26/03/2019	Kantar Emor
22/03/2019	Turu-uuringud AS

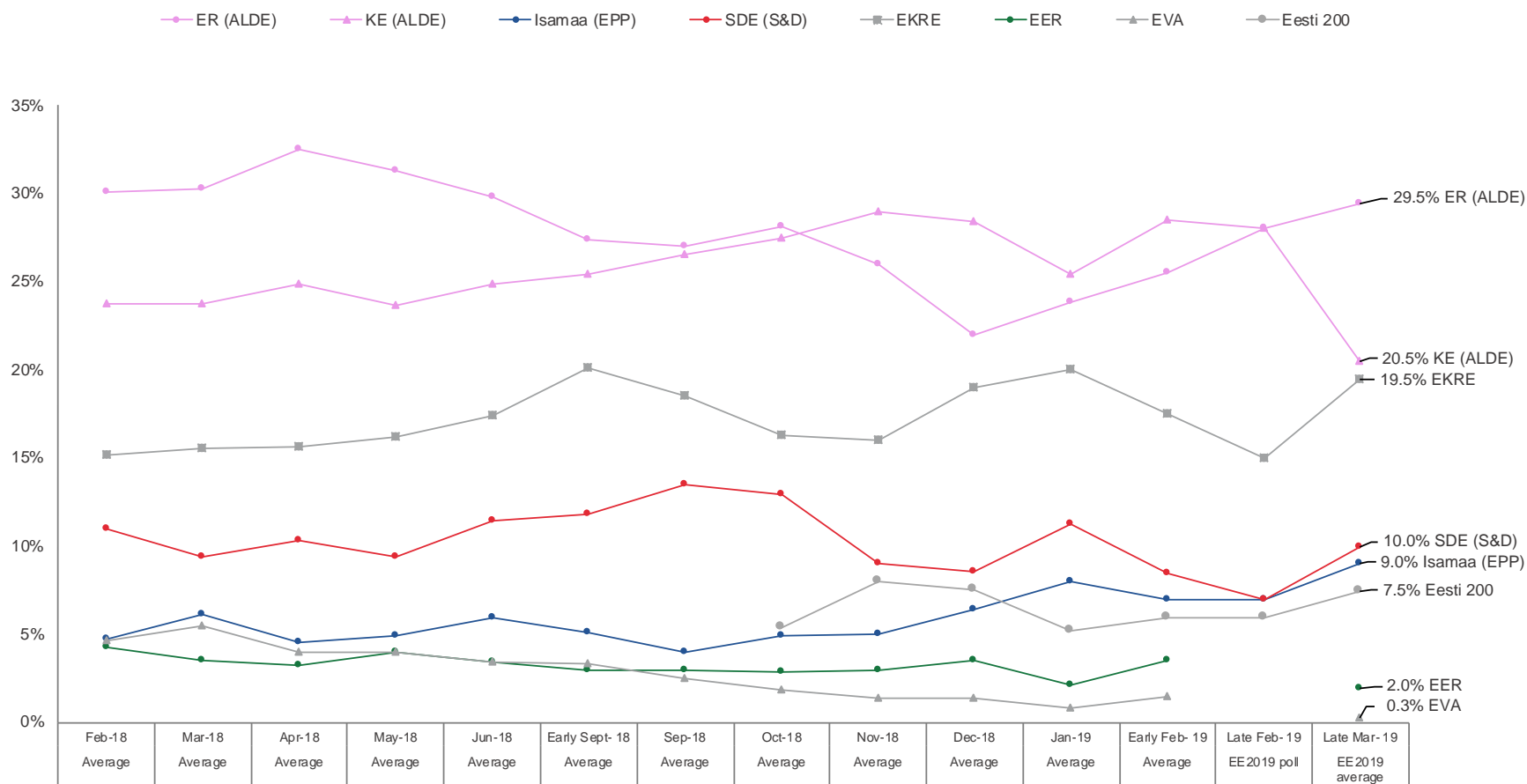
Score	Seat projection	Abbreviation	Party/Coalition/EP group
29.5%	3	ER	Eesti Reformierakond (ALDE)
20.5%	2	KE	Eesti Keskerakond (ALDE)
19.5%	1	EKRE	Eesti Konservatiivne Rahvaerakond
10.0%	1	SDE	Sotsiaaldemokraatlik Erakond (S&D)
9.0%	0	Isamaa	Erakond ISAMAA (EPP)
7.5%	0	Eesti 200	Eesti 200
2.0%	0	EER	Erakond Eestimaa Rohelised
0.3%	0	EVA	Eesti Vabaerakond
1.8%	0	Other parties	

2. Voting intentions over time



ESTONIA

27/03/2019



EER – This party is a member of the European Green Party (EGP) but not part of the Greens/EFA group. They do not currently have any seats in the EP.

3. Seat projection



ESTONIA

SEATS: 7

27/03/2019



1. Voting intentions

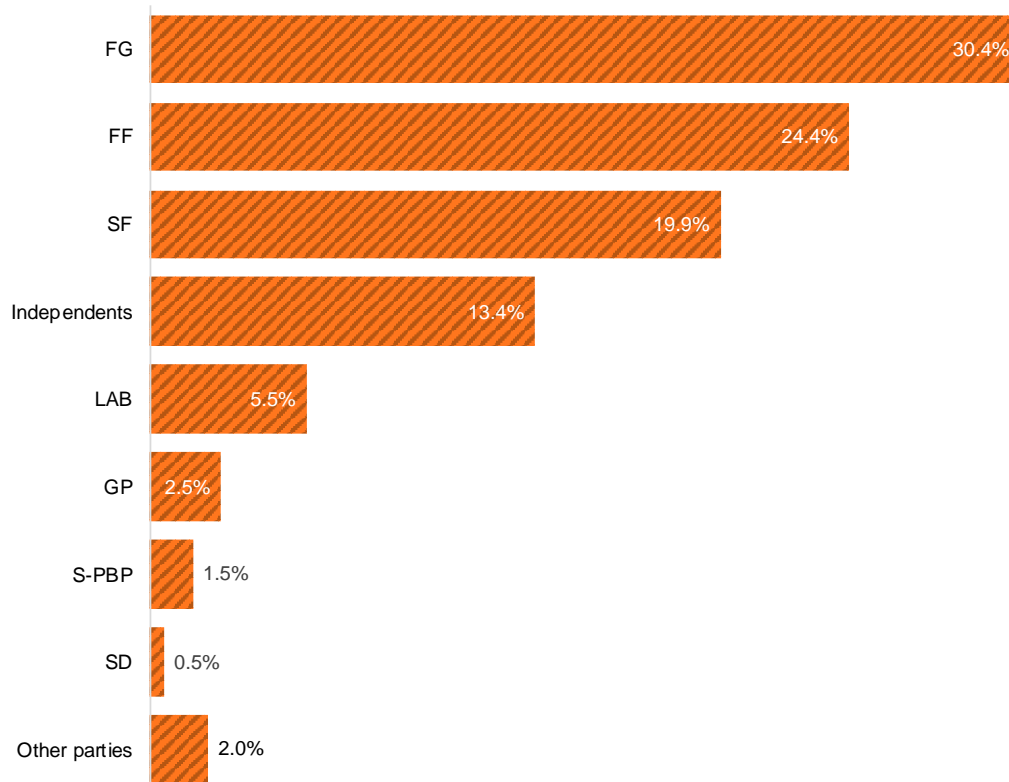


IRELAND

Voting intentions

27/03/2019

Average of national polls



Date	Source
16/03/2019	B&A
07/03/2019	Ipsos MRBI

Score	Seat projection	Abbreviation	Party/Coalition/EP group
30.4%	4	FG	Fine Gael (EPP)
24.4%	3	FF	Fianna Fail
19.9%	3	SF	Sinn Fein (GUE/NGL)
13.4%	2	Independents	Independents (S&D; ALDE; GUE/NGL)
5.5%	1	LAB	Labour Party
2.5%	0	GP	Green Party
1.5%	0	S-PBP	Solidarity - People Before Profit
0.5%	0	SD	Social Democrats
2.0%	0	Other parties	

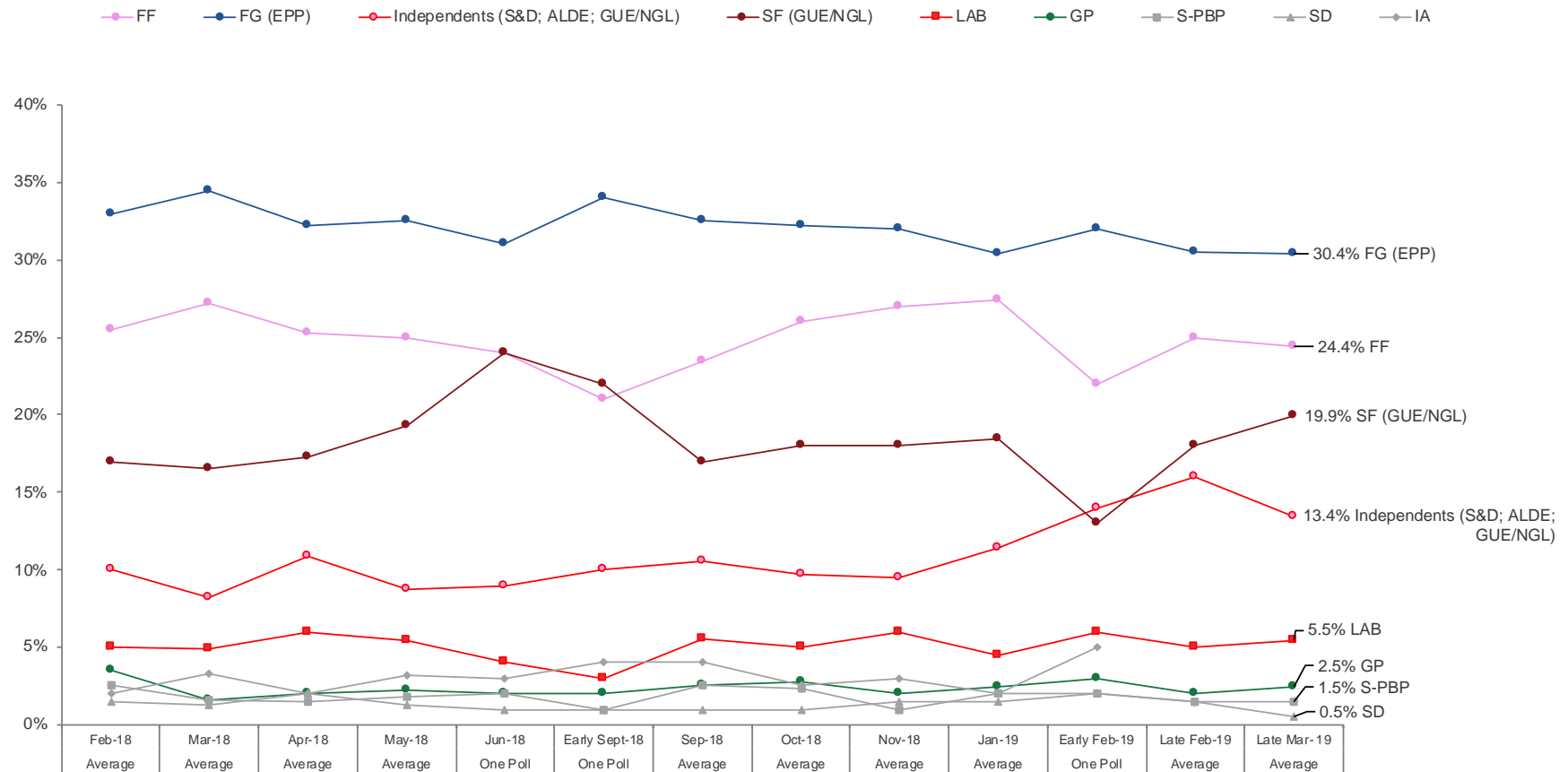
As currently no dedicated European elections voting intentions are available for this country, national voting intentions are used as the best available proxy for understanding the current political situation. The calculations must be understood as a snapshot of the current political situation in the country only and not as a prediction of the actual election results.

2. Voting intentions over time



IRELAND

27/03/2019



LAB – This party is a member of the Party of European Socialists (PES). They do not currently have any seats in the EP.

GP – This party is a member of the European Green Party (EGP). They do not currently have any seats in the EP.

FF is still a member of the ALDE party but their only Member in the EP has left the group and joined ECR

Independents – Seats awarded to Independents are not attributed to any group in the EP, and instead go to “Others”

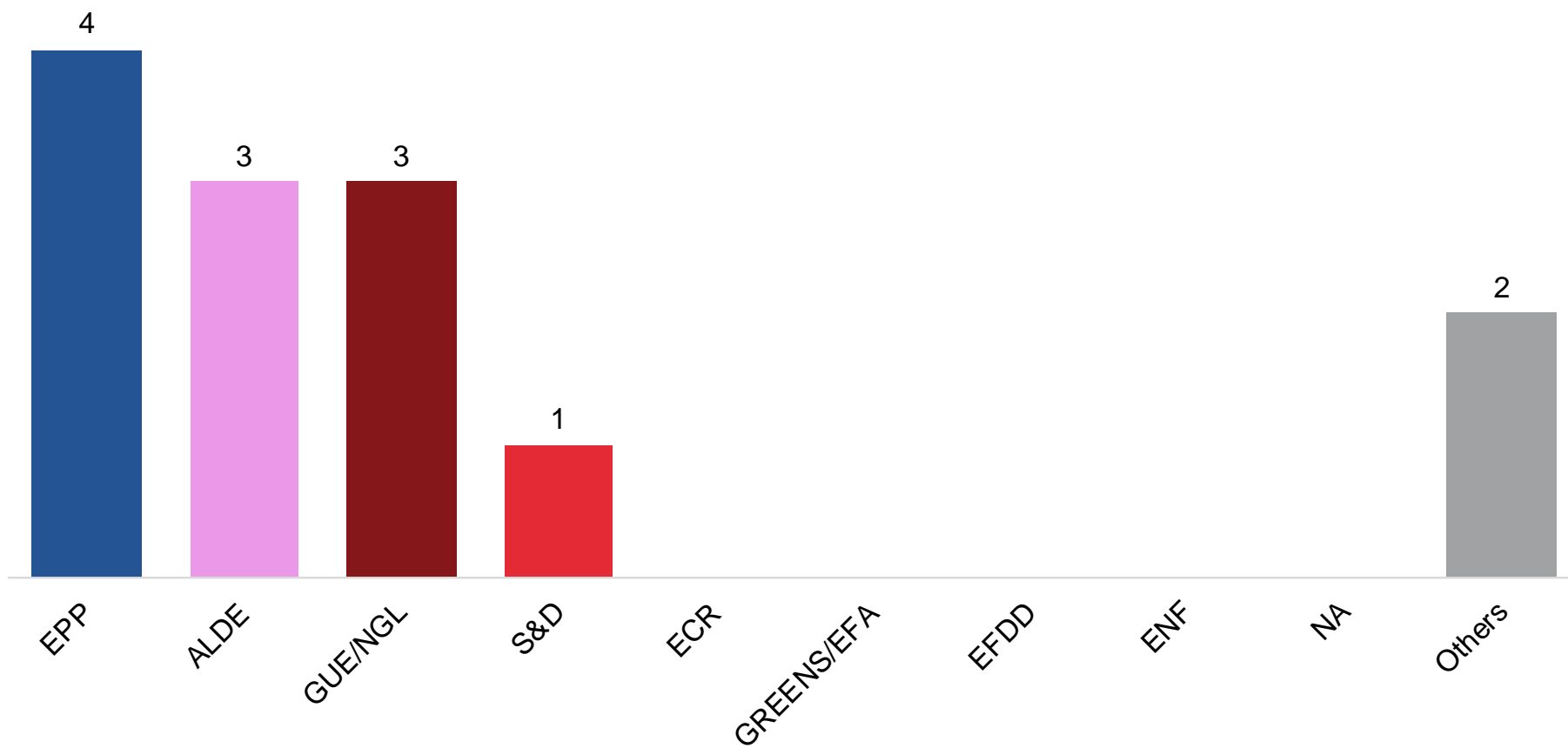
3. Seat projection



IRELAND

SEATS: 13

27/03/2019



1. Voting intentions

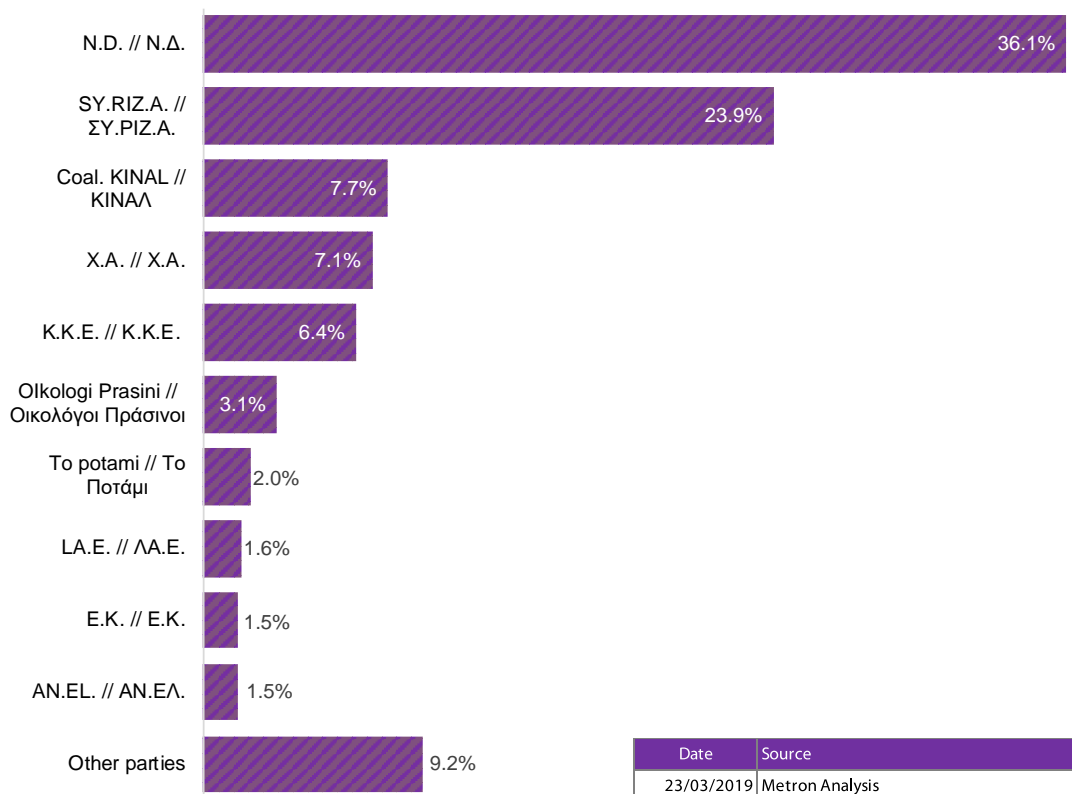


GREECE

Voting intentions

27/03/2019

European Elections poll



Date	Source
23/03/2019	Metron Analysis

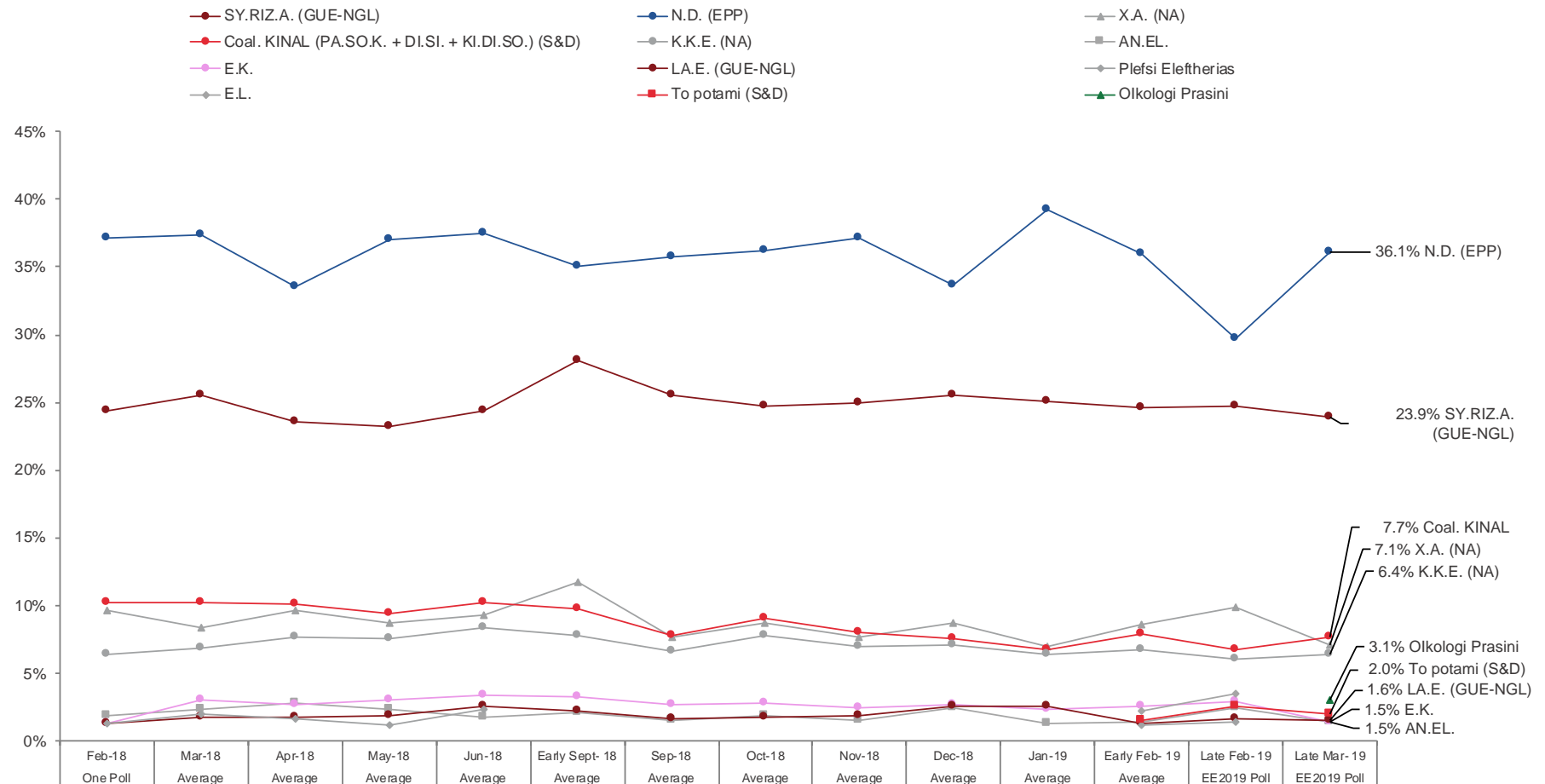
Score	Seat projection	Abbreviation	Party/Coalition/EP group
36.1%	9	N.D. // Ν.Δ.	Nea Dimokratia // Νέα Δημοκρατία (EPP)
23.9%	6	SY.RIZ.A. // ΣΥ.ΡΙΖ.Α.	Synaspismos Rizospastikis Aristeras // Συνασπισμός Ριζοσπαστικής Αριστεράς (GUE/NGL)
7.7%	2	Coal. KINAL // ΚΙΝΑΛ	Kinima Allagis: Panellinio Sosialistiko Kinima // Πανελλήνιο Σοσιαλιστικό Κίνημα + Dimokratiki Aristera // Δημοκρατική Αριστερά + et. al. (S&D)
7.1%	2	Χ.Α. // Χ.Α.	Chrysi Avgi // Χρυσή Αυγή (NA)
6.4%	1	Κ.Κ.Ε. // Κ.Κ.Ε.	Kommounistikó Kómma Elládas // Κομμουνιστικό Κόμμα Ελλάδας (NA)
3.1%	1	Οικολογi Prasini // Οικολόγοι Πράσινοι	Οικολογi Prasini // Οικολόγοι Πράσινοι
2.0%	0	To potami // Το Ποτάμι	To potami // Το Ποτάμι (S&D)
1.6%	0	ΛΑ.Ε. // ΛΑ.Ε.	Laiki Enótita // Λαϊκή Ενότητα (GUE/NGL)
1.5%	0	Ε.Κ. // Ε.Κ.	Enosi Kentroon // Ένωση Κεντρώων
1.5%	0	ΑΝ.ΕΛ. // ΑΝ.ΕΛ.	Anexartitoi Ellines // Ανεξάρτητοι Έλληνες
9.2%	0	Other parties	

2. Voting intentions over time



GREECE

27/03/2019



EK - This party is a member of the European Democratic party but not part of the ALDE group. They do not currently have any seats in the EP.

A split within ANEL has led to the creation of a new party: "The Alternative Road". Their only MEP has joined this party and remains in ECR.

Olkologi Prasini - This party is a member of the European Green Party but is not part of the Greens/EFA group. They do not currently have seats in the EP.

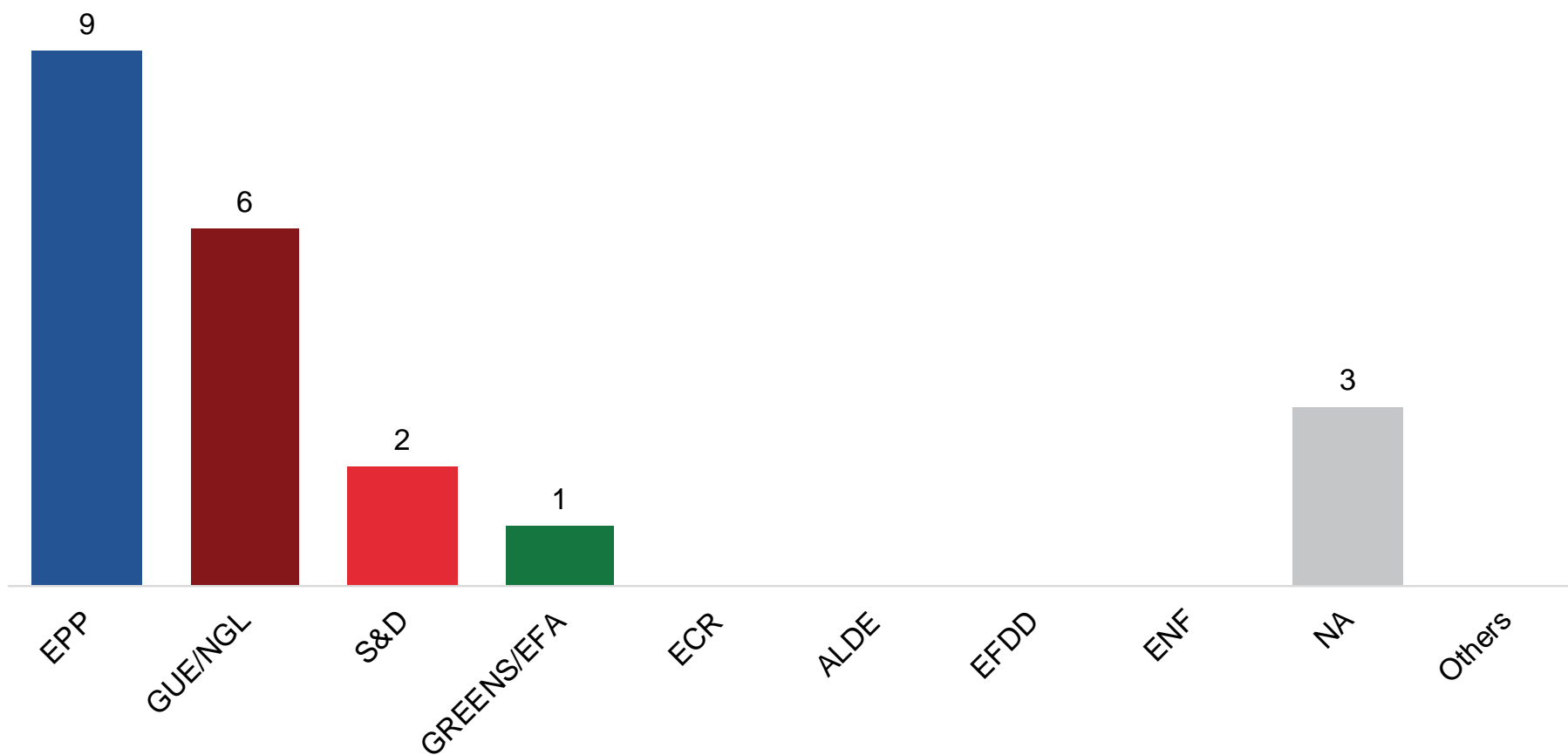
3. Seat projection



GREECE

SEATS: 21

27/03/2019



1. Voting intentions

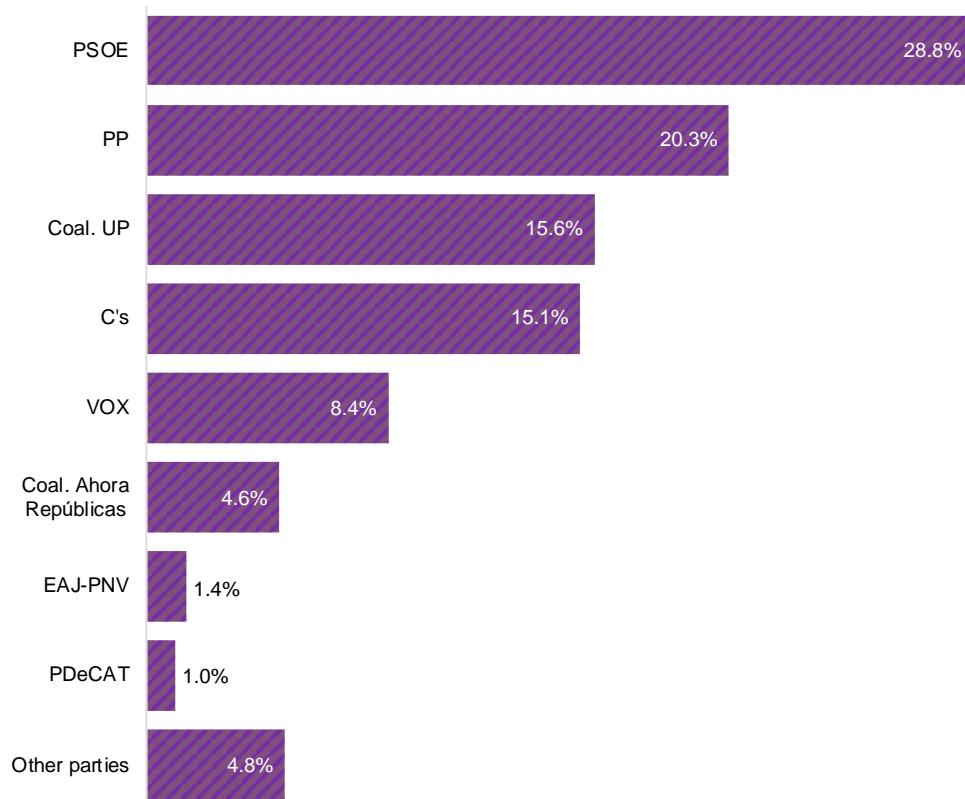


SPAIN

Voting intentions

European Elections poll

27/03/2019



Date	Source
07/03/2019	Sigma Dos

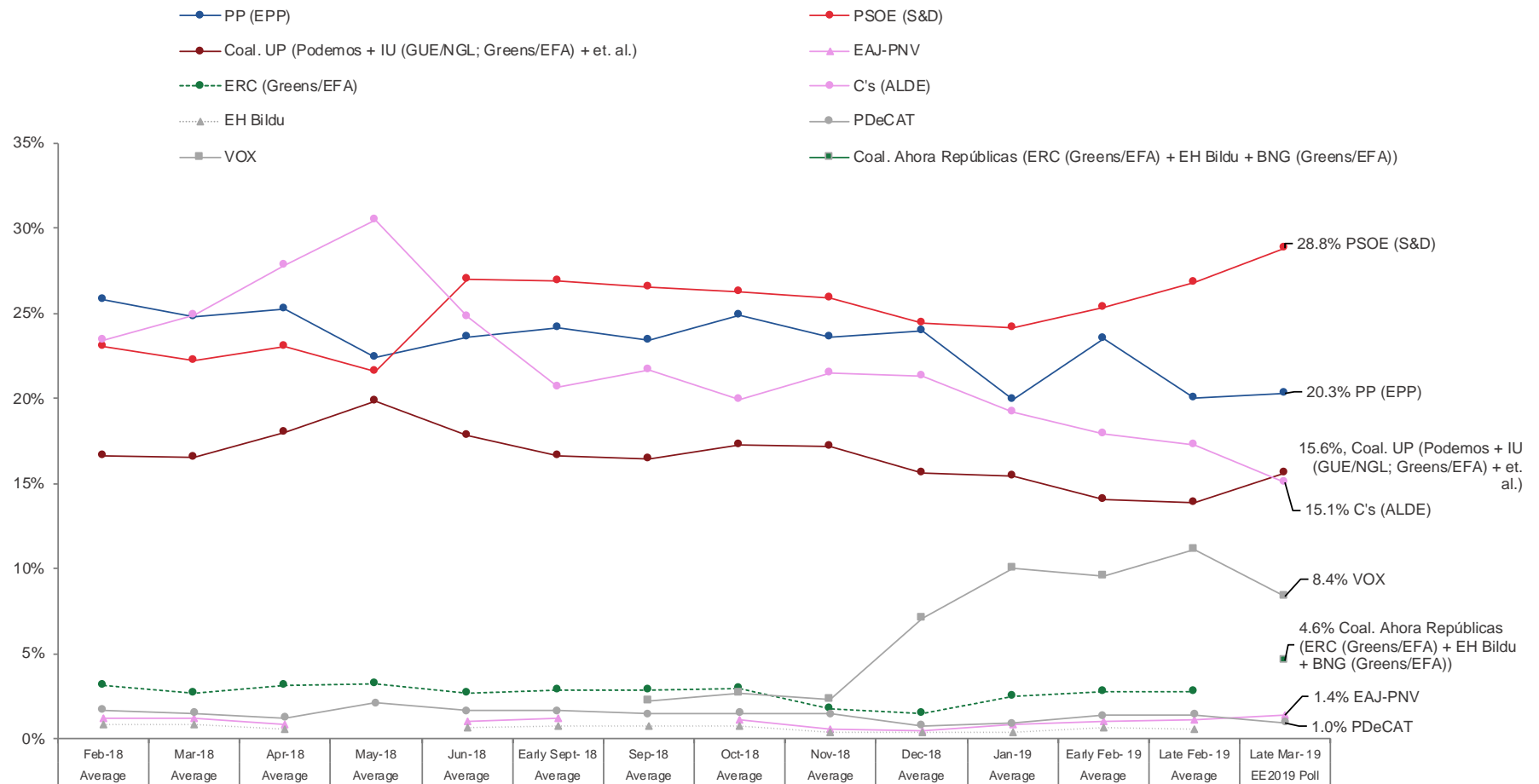
Score	Seat projection	Abbreviation	Party/Coalition/EP group
28.8%	19	PSOE	Partido Socialista Obrero Español (S&D)
20.3%	13	PP	Partido Popular (EPP)
15.6%	10	Coal. UP	PODEMOS (GUE/NGL) + IU (GUE/NGL) + Equo (Greens/EFA);
15.1%	9	C's	Ciudadanos (ALDE)
8.4%	5	VOX	VOX
4.6%	3	Coal. Ahora Repúblicas	Esquerra Republicana de Catalunya (Greens/EFA) + Euskal Herria Bildu + Bloque Nacionalista Galego (Greens/EFA)
1.4%	0	EAJ-PNV	Euzko Alderdi Jeltzalea // Partido Nacionalista Vasco
1.0%	0	PDeCAT	Partit Demòcrata Europeu Català
4.8%	0	Other parties	

2. Voting intentions over time

27/03/2019



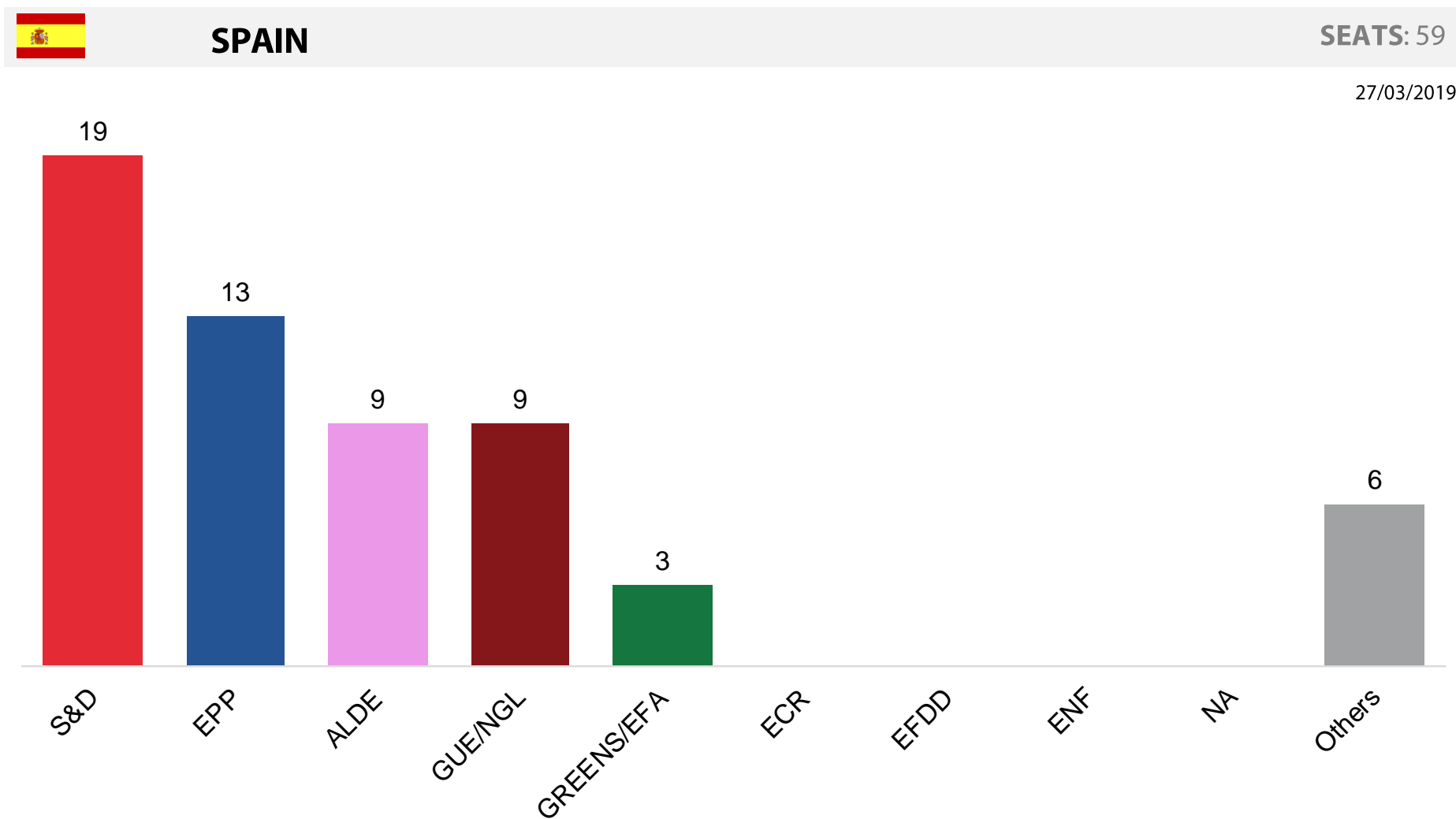
SPAIN



EH Bildu – This party is no longer a part of the GUE-NGL. Their only MEP left the EP on 28/02/2018.

PDeCAT – This party is not a member of the ALDE party but it currently has an MEP that is in the ALDE group.

3. Seat projection



Coal. UP – The projection presumes that 85% of the seats attributed to this coalition will go to GUE/NGL and 15% to Greens/EFA
Coal. Ahora Repúblicas – The projection presumes that 66% of the seats attributed to this coalition will go to Greens/EFA and 33% to “Others”

1. Voting intentions

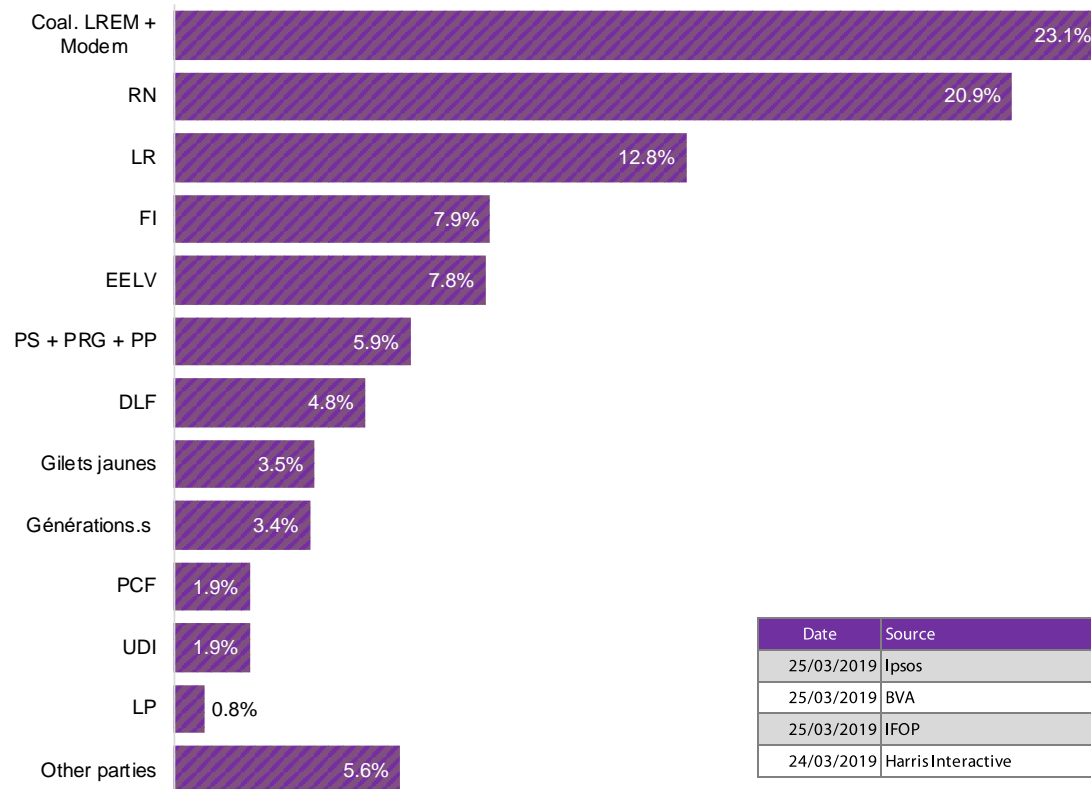


FRANCE

Voting intentions

27/03/2019

Average of European Elections polls



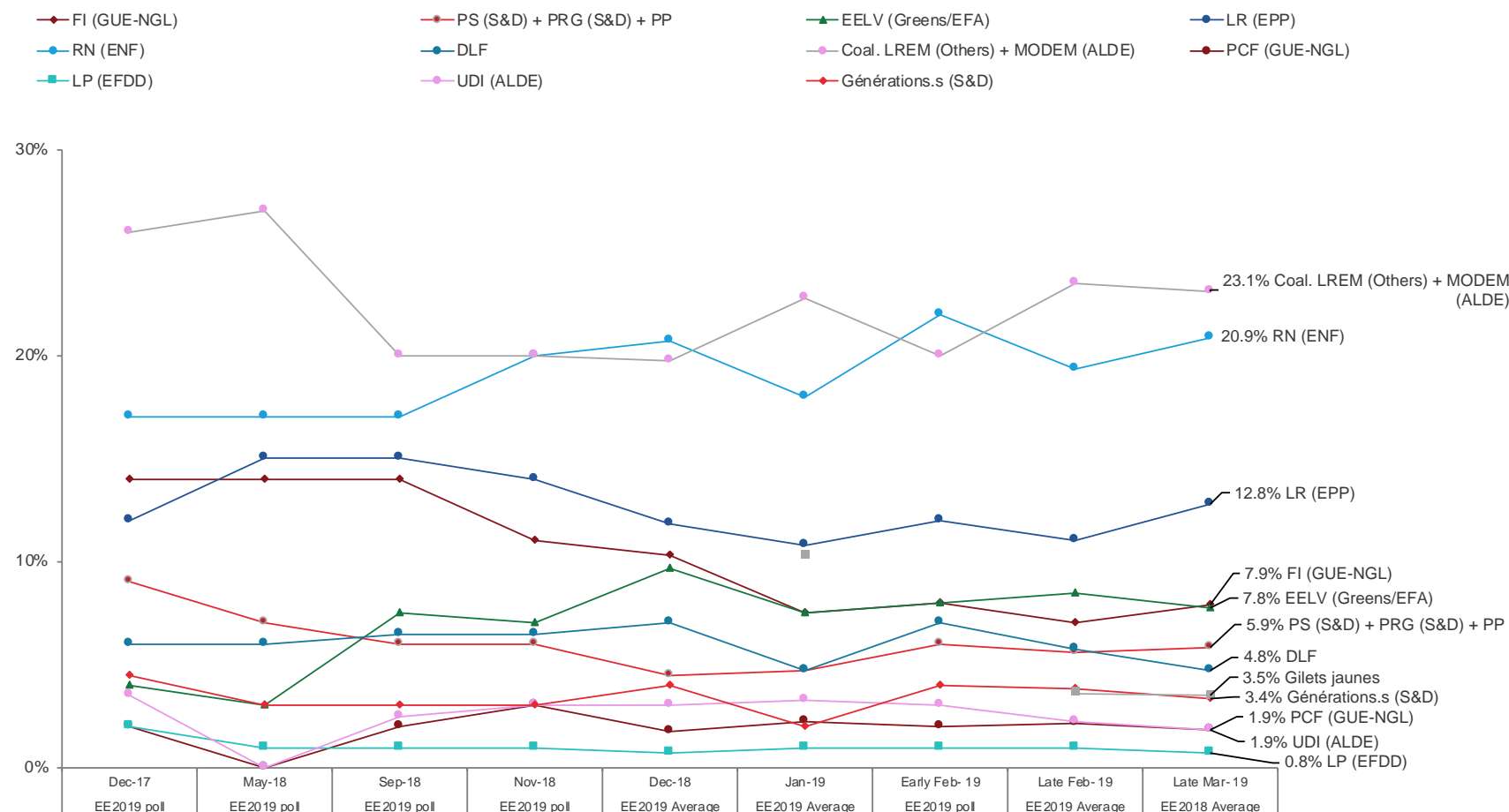
Date	Source
25/03/2019	Ipsos
25/03/2019	BVA
25/03/2019	IFOP
24/03/2019	HarrisInteractive

Score	Seat projection	Abbreviation	Party/Coalition/EP group
23.1%	23	Coal. LREM + Modem	La République En Marche (Others) + Mouvement Démocrate (ALDE)
20.9%	21	RN	Rassemblement national (ENF)
12.8%	13	LR	Les Républicains (EPP)
7.9%	8	FI	La France Insoumise (GUE/NGL)
7.8%	8	EELV	Europe Ecologie Les Verts (Greens/EFA)
5.9%	6	PS + PRG + PP	Parti Socialiste (S&D) + Parti Radical de Gauche (S&D) + Place Publique
4.8%	0	DLF	Debout la France
3.5%	0	Gilets jaunes	Mouvement des "Gilets jaunes"
3.4%	0	Générations.s	Générations.s (S&D)
1.9%	0	PCF	Parti Communiste Français (GUE/NGL)
1.9%	0	UDI	Union des Démocrates et Indépendants (ALDE)
0.8%	0	LP	Les Patriotes (EFDD)
5.6%	0	Other parties	

DLF – it has been announced that this party will join ECR. Currently, they have two MEPs sitting in EFDD.

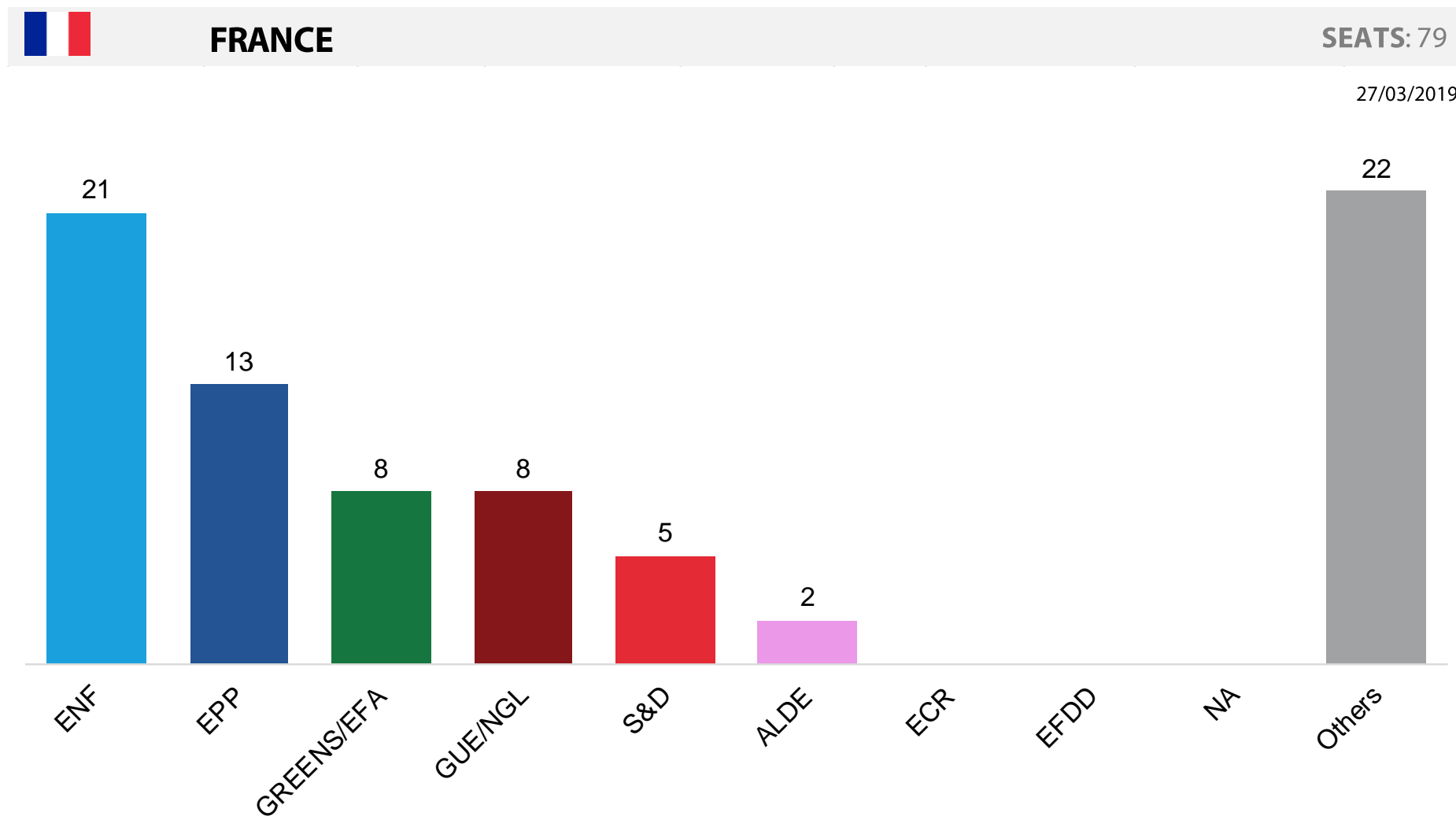
2. Voting intentions over time

27/03/2019



Gilts jaunes – On 23 January 2019, some individuals involved in the movement announced that they will form a list, and the movement now features in some voting intention polls.
DLF – it has been announced that this party will join ECR. Currently, they have two MEPs sitting in EFDD.

3. Seat projection



PS + PRG + PP – The projection presumes that 75% of the seats attributed to this coalition will go to S&D and 25% to “Others”

1. Voting intentions

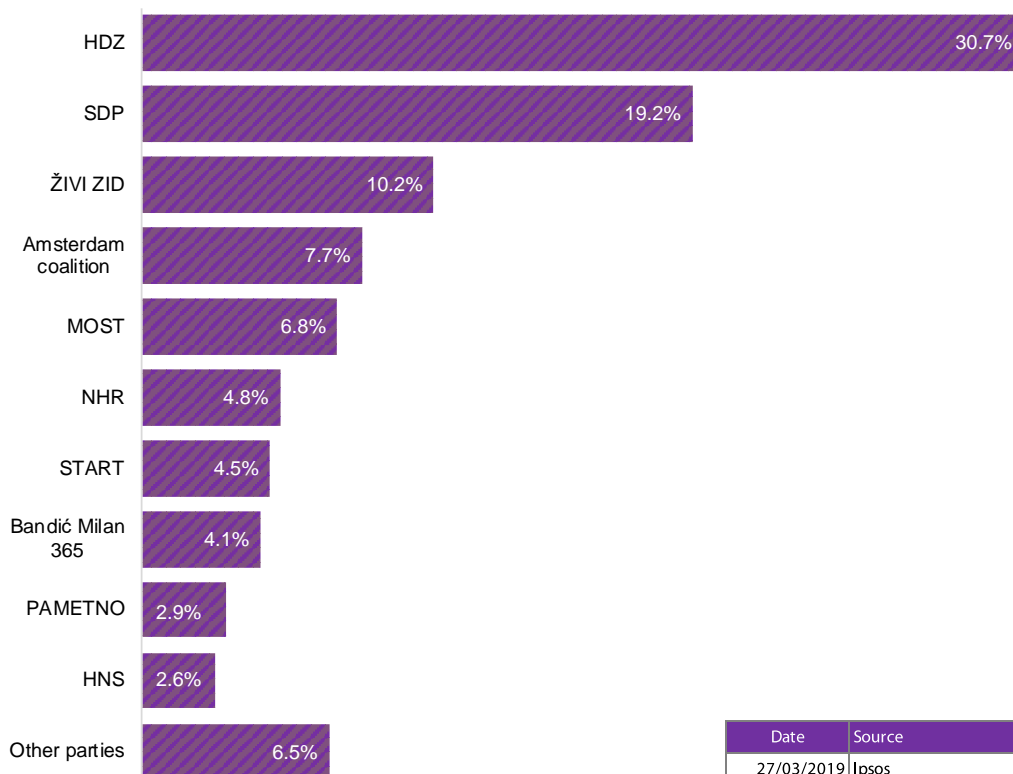


CROATIA

Voting intentions

27/03/2019

Average of European Elections polls



Date	Source
27/03/2019	Ipsos
21/03/2019	Promocija Plus

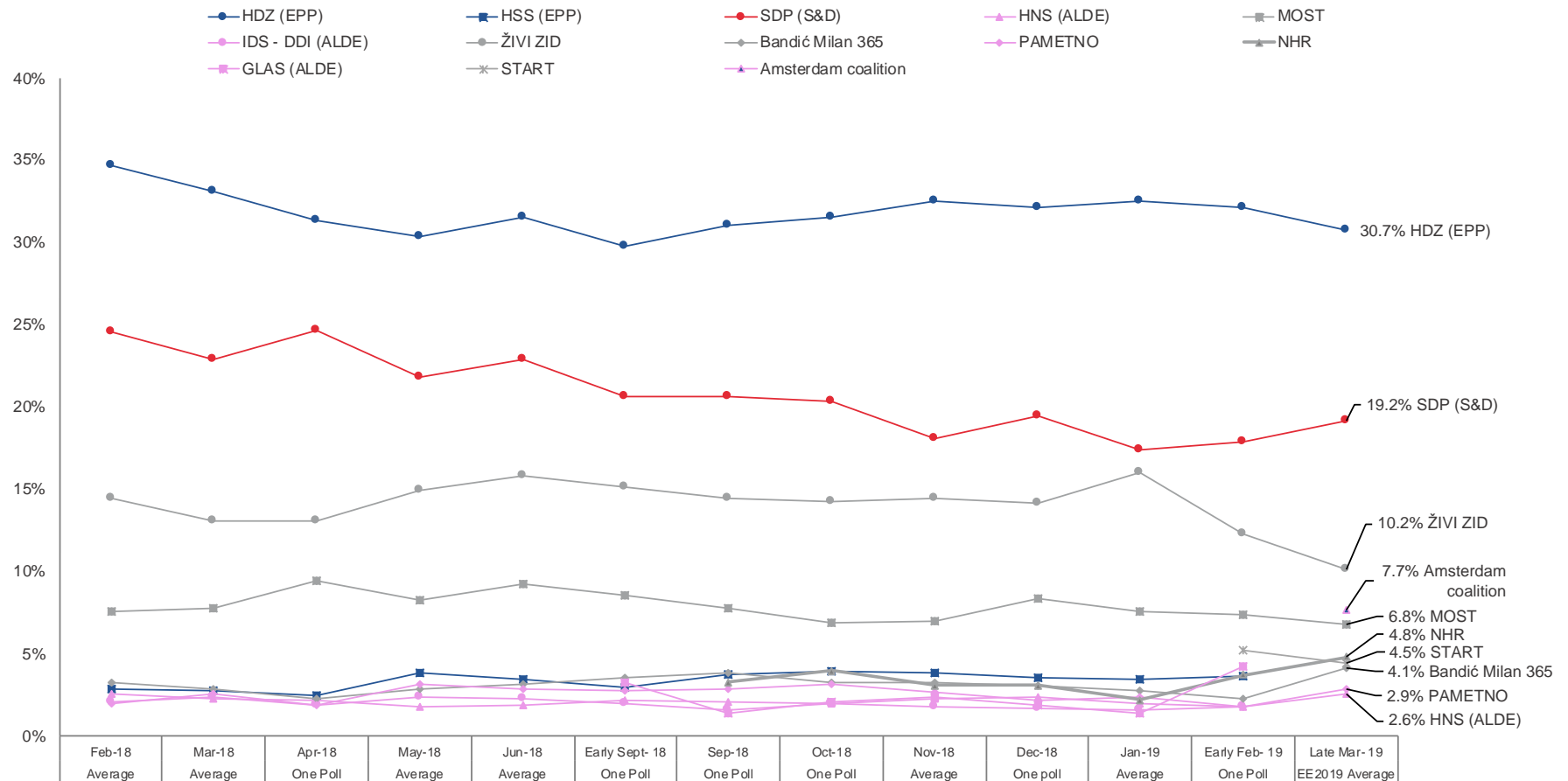
Score	Seat projection	Abbreviation	Party/Coalition/EP group
30.7%	6	HDZ	Hrvatska demokratska zajednica (EPP)
19.2%	3	SDP	Socijaldemokratska partija Hrvatske (S&D)
10.2%	1	ŽIVI ZID	ŽIVI ZID
7.7%	1	Amsterdam coalition	Građansko-Liberalni Savez (ALDE) + Istarski demokratski sabor – Dieta Democratica Istriana (ALDE) + Hrvatska seljačka stranka (EPP) et. al
6.8%	1	MOST	Most nezavisnih lista
4.8%	0	NHR	Neovisni za Hrvatsku
4.5%	0	START	START
4.1%	0	Bandić Milan 365	Bandić Milan 365 - Stranka rada i solidarnosti
2.9%	0	PAMETNO	PAMETNO
2.6%	0	HNS	Hrvatska narodna stranka – liberalni demokrati (ALDE)
6.5%	0	Other parties	

2. Voting intentions over time



CROATIA

27/03/2019



Amsterdam Coalition was signed between IDS (Istrian democratic assembly), GLAS (Civic liberal alliance) and Pametno in December 2017 in Amsterdam during the congress of ALDE. Parties that are now active members and have already published their EE2019 list: HSS, HSU, PGS, Demokrati and Hrvatski laburisti.

Pametno - This party is a member of the ALDE party but not the ALDE group. They do not currently have any seats in the EP.

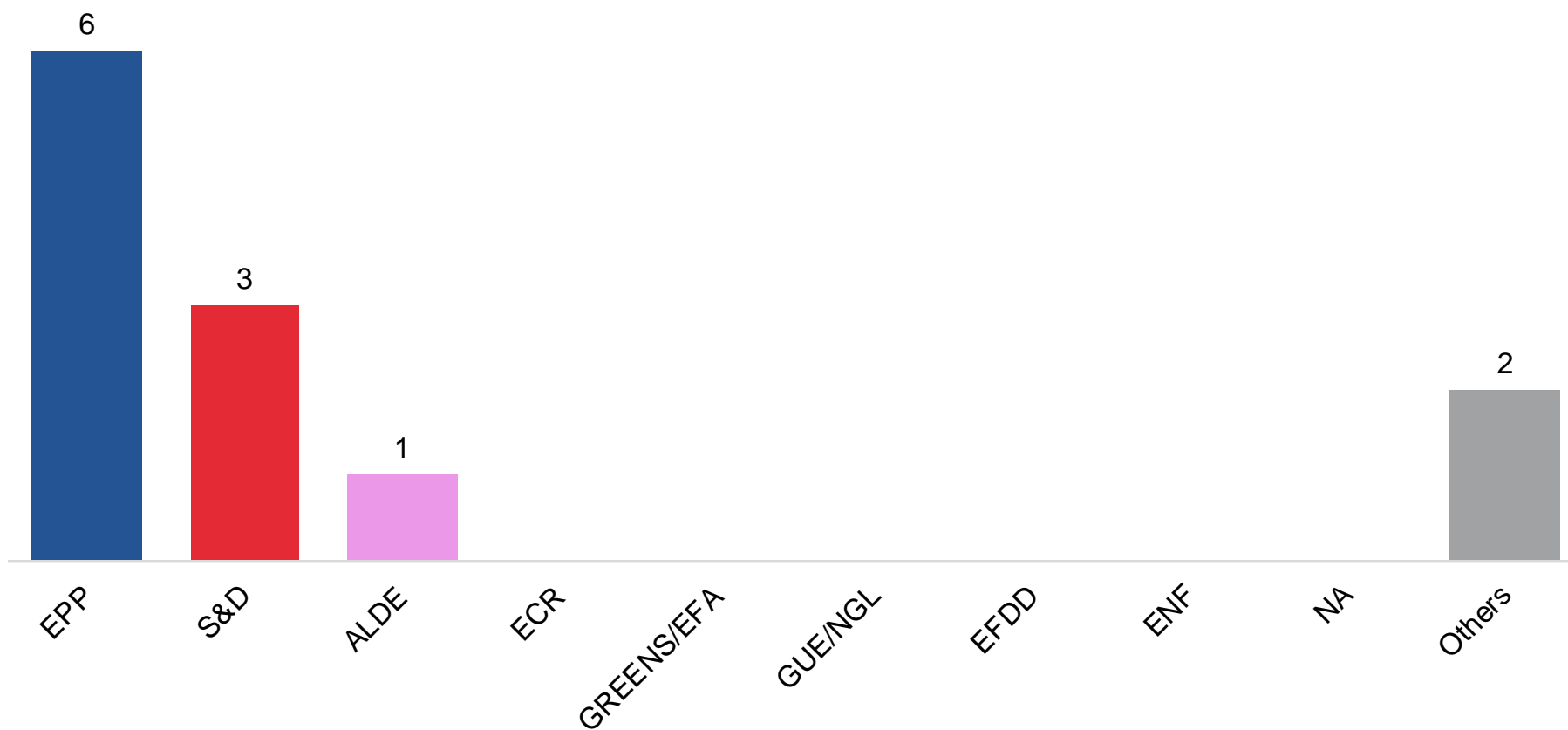
3. Seat projection



CROATIA

SEATS: 12

27/03/2019



Amsterdam Coalition – The first seat awarded to this coalition is allocated to IDS-DDI (ALDE) because one of its candidates will lead the Amsterdam coalition list.

1. Voting intentions

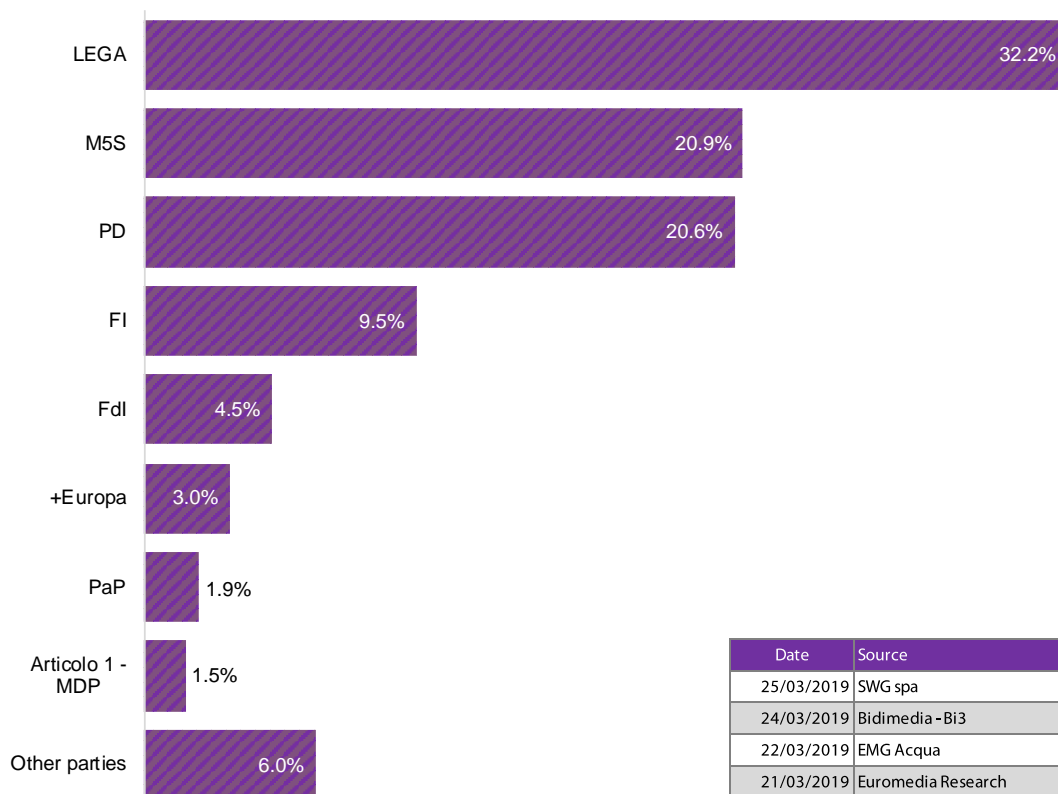


ITALY

Voting intentions

27/03/2019

Average of European Elections polls



Date	Source
25/03/2019	SWG spa
24/03/2019	Bidimedia - Bi3
22/03/2019	EMG Acqua
21/03/2019	Euromedia Research
18/03/2019	SWG spa

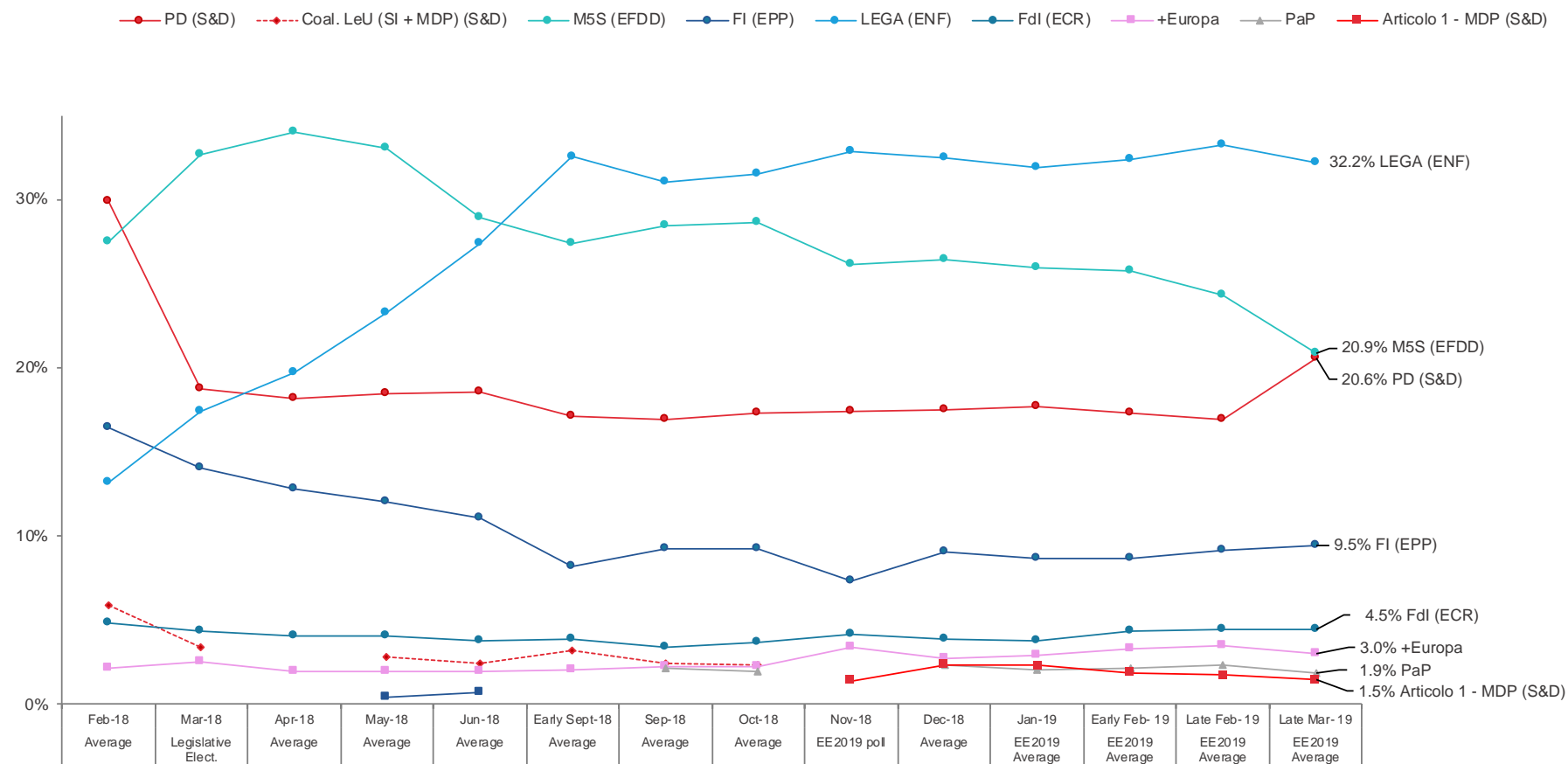
Score	Seat projection	Abbreviation	Party/Coalition/EP group
32.2%	27	LEGA	LEGA (ENF)
20.9%	18	M5S	Movimento 5 Stelle (EFDD)
20.6%	18	PD	Partito Democratico (S&D)
9.5%	8	FI	Forza Italia (EPP)
4.5%	4	Fdl	Fratelli d'Italia (ECR)
3.0%	0	+Europa	+Europa
1.9%	0	PaP	Potere al Popolo
1.5%	0	Articolo 1 - MDP	Articolo 1 – Movimento Democratico e Progressista (S&D)
-	1	SVP*	Südtiroler Volkspartei (EPP)
6.0%	0	Other parties	

2. Voting intention over time




ITALY

27/03/2019

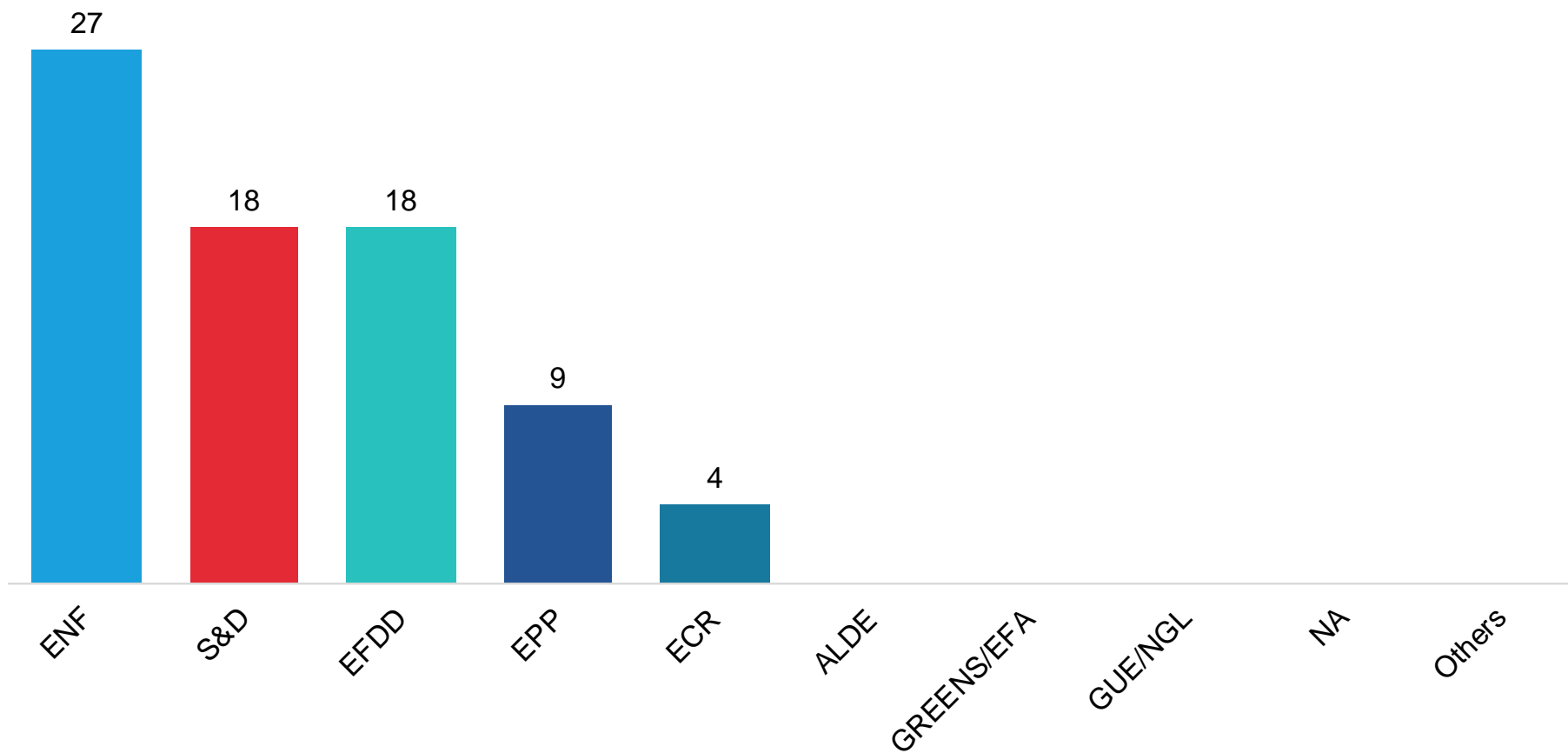


+Europa – This party is part of the ALDE party but not a member of the ALDE group. They do not currently have any members in the EP.

3. Seat projection

 **ITALY** **SEATS: 76**

27/03/2019



1. Voting intentions

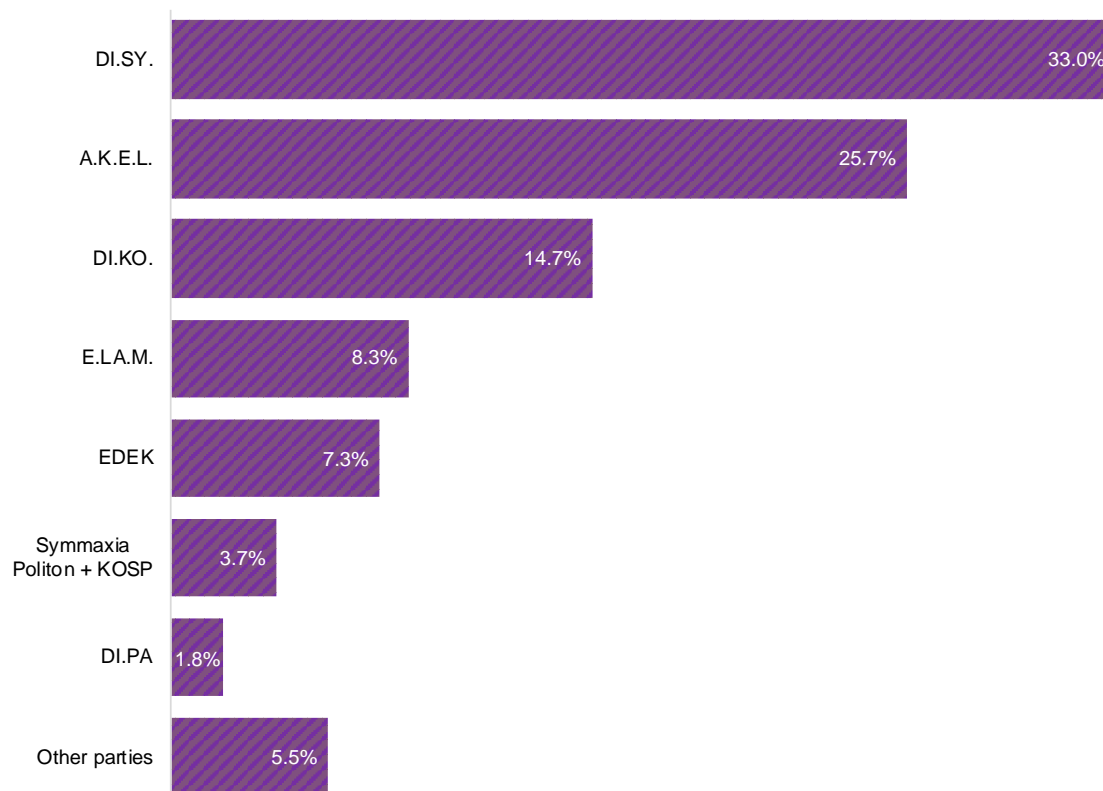


CYPRUS

Voting intentions

27/03/2019

European Elections poll



Date	Source
18/03/2019	Prime consulting

Score	Seat projection	Abbreviation	Party/Coalition/EP group
33.0%	2	DI.SY.	Dimokratikos Sinagermos/ Δημοκρατικός Συναγερμός (EPP)
25.7%	2	A.K.E.L.	Anorthotikó Kómma Ergazómenou Laou // Ανορθωτικό Κόμμα Εργαζόμενου Λαού (GUE/NGL)
14.7%	1	DI.KO.	Dimokratikó Kómma // Δημοκρατικό Κόμμα (S&D)
8.3%	1	E.L.A.M.	Ethniko Laiko Metopo // Εθνικό Λαϊκό Μέτωπο
7.3%	0	EDEK	Kinima Sosialdimokraton // Κίνημα Σοσιαλδημοκρατών (S&D)
3.7%	0	Symmaxia Politon + KOSP	Symmachía Politón // Συμμαχία Πολιτών + Movement of Ecologists — Citizens' Cooperation // Κίνημα Οικολόγων — Συνεργασία Πολιτών
1.8%	0	DI.PA	Dimokratiki Parataxi // Δημοκρατική Παράταξη
5.5%	0	Other parties	

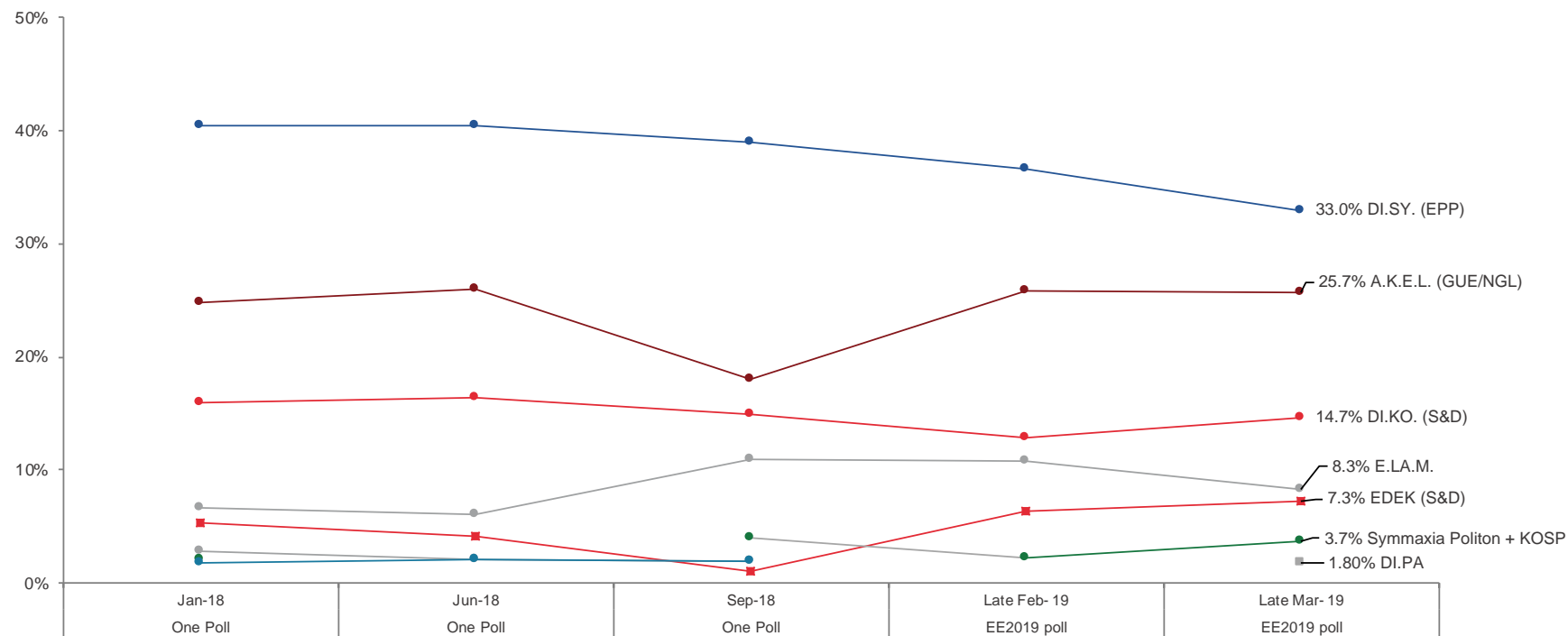
2. Voting intentions over time



CYPRUS

27/03/2019

DI.SY. (EPP) A.K.E.L. (GUE/NGL) DI.KO. (S&D) EDEK (S&D) Symmaxia Politon + KOSP Symmaxia Politon E.L.A.M. K.A. DI.PA



KOSP – This party is a member of the European Green Party (EGP) but not part of the Greens/EFA group. They do not currently have any seats in the EP.

KA – This party is a member of the Alliance of Conservatives and Reformists in Europe (ACRE) but not part of the ECR group. They do not currently have any seats in the EP.

As of late February 2019, DI.KO. and K.A. are being polled together, as are Symmaxia Politon and KOSP.

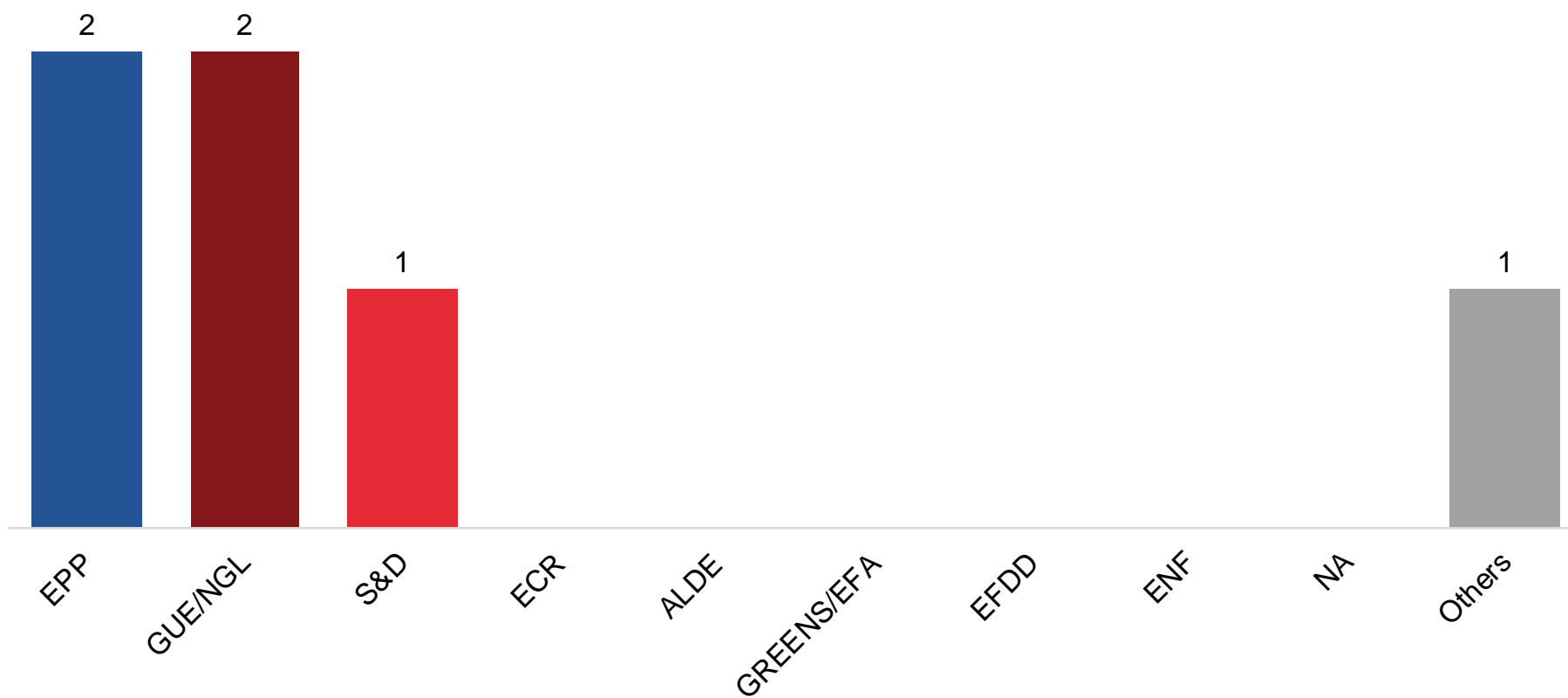
3. Seat projection



CYPRUS

SEATS: 6

27/03/2019



1. Voting intentions

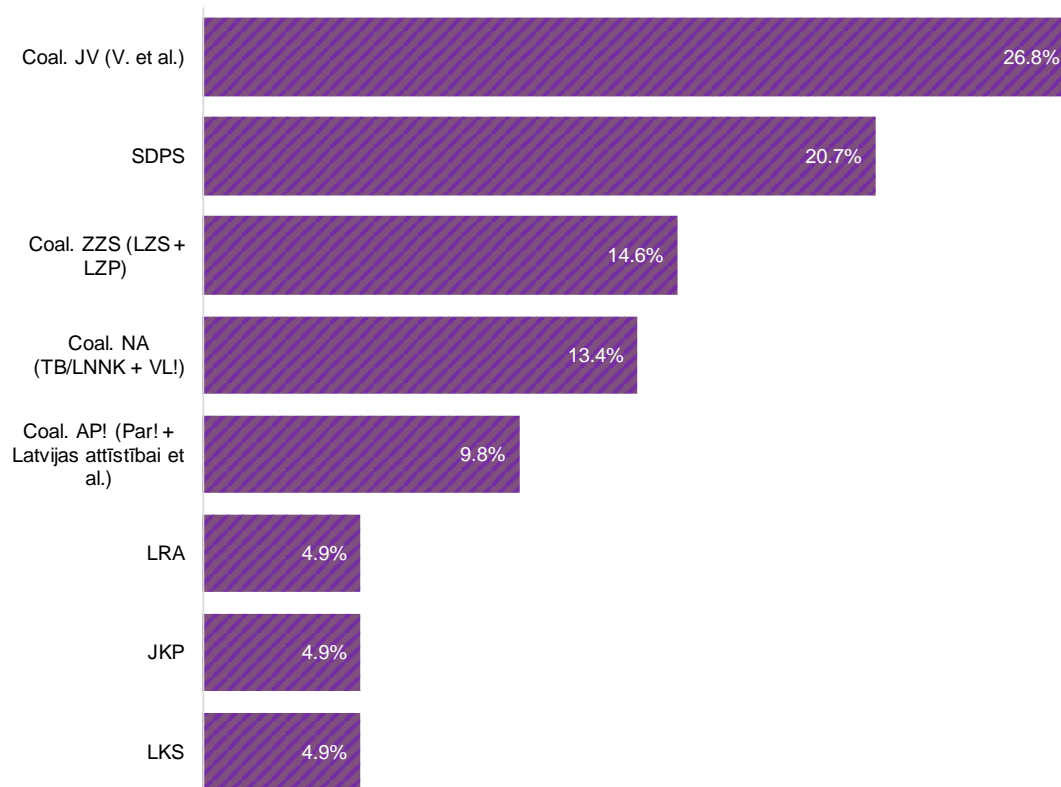


LATVIA

Voting intentions

27/03/2019

European Elections poll



Date	Source
25/03/2019	Latvijas Fakti

Score	Seat projection	Abbreviation	Party/Coalition/EP group
26.8%	3	Coal. JV (V. et al.)	Jaunā VIENOTĪBA (EPP)
20.7%	2	SDPS	"Saskaņa" Sociāldemokrātiskā partija (S&D)
14.6%	1	Coal. ZZS (LZS + LZP)	Latvijas Zemnieku Savienība + Latvijas Zaļā Partija
13.4%	1	Coal. NA (TB/LNNK + VLI)	Nacionālā apvienība „Visu Latvijai!” – „Tēvzemei un Brīvībai/LNNK” + Vienoti Latvijai (ECR)
9.8%	1	Coal. AP! (Par! + Latvijas attīstībai et al.)	Latvijas attīstībai + Kustība Par!
4.9%	0	LRA	Latvijas Reģionu apvienība
4.9%	0	JKP	Jaunā konservatīvā partija
4.9%	0	LKS	Latvijas Krievu savienība (Greens/EFA)

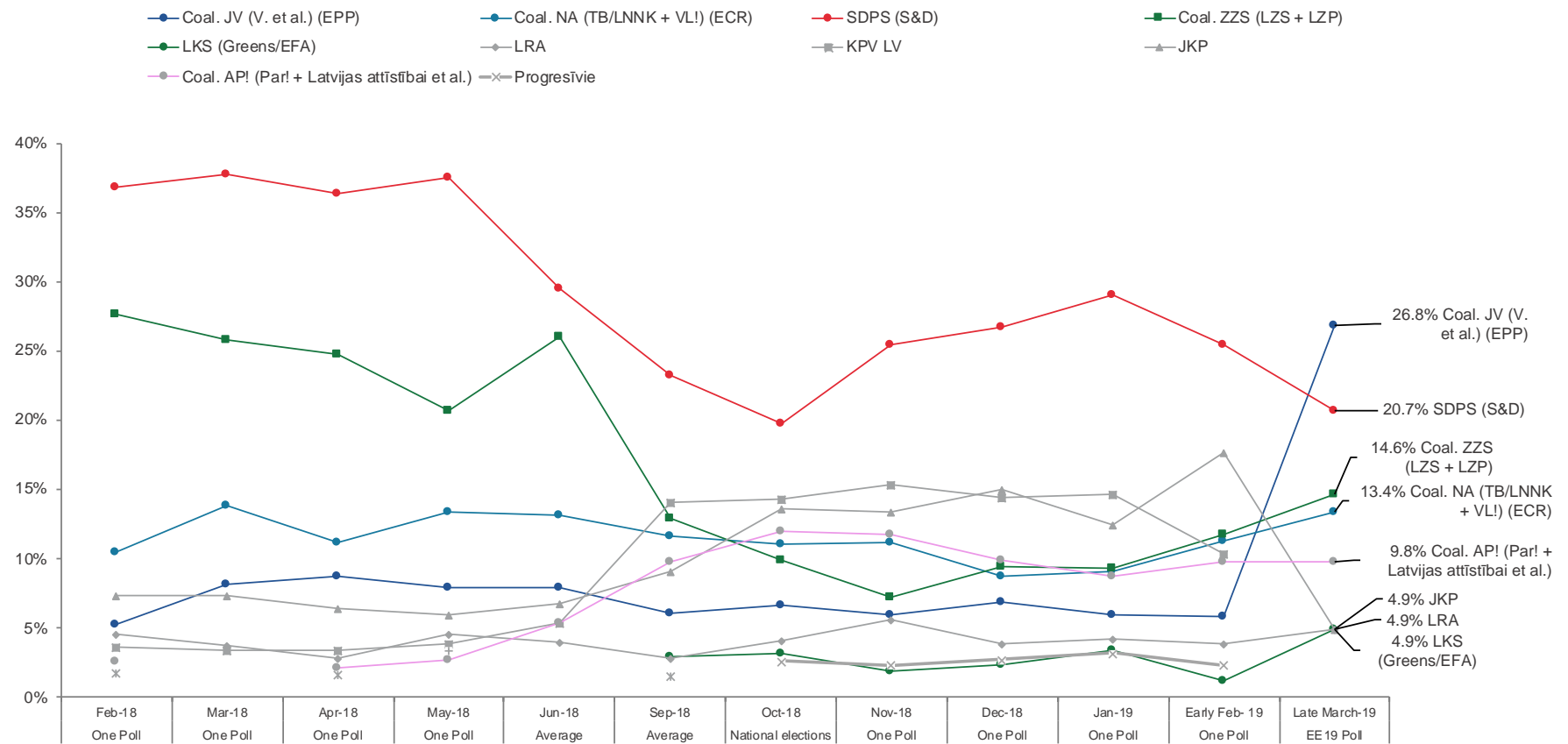
LZP is full member of EGP, so the seat allocated to Coal. ZZS is attributed to Greens/EFA.

2. Voting intentions over time



LATVIA

27/03/2019



Coal. AP! - Latvijas attīstībai is a member of the ALDE party but not a member of the ALDE group. They do not currently have any seats in the Parliament.
LZP is full member of EGP, so the seat allocated to Coal. ZZS is attributed to Greens/EFA.

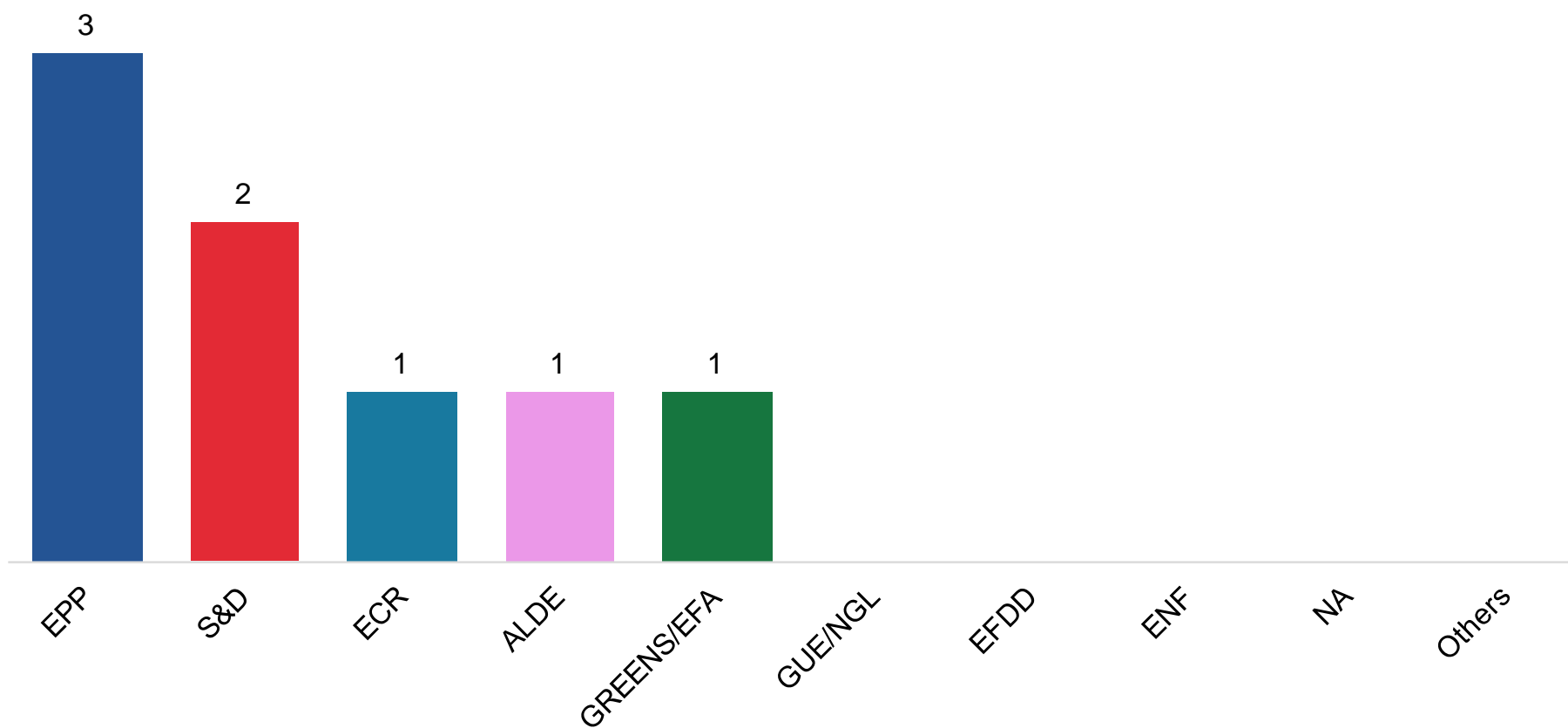
3. Seat projection



LATVIA

SEATS: 8

27/03/2019



LZP is full member of EGP, so the seat allocated to Coal. ZZS is attributed to Greens/EFA.

1. Voting intentions

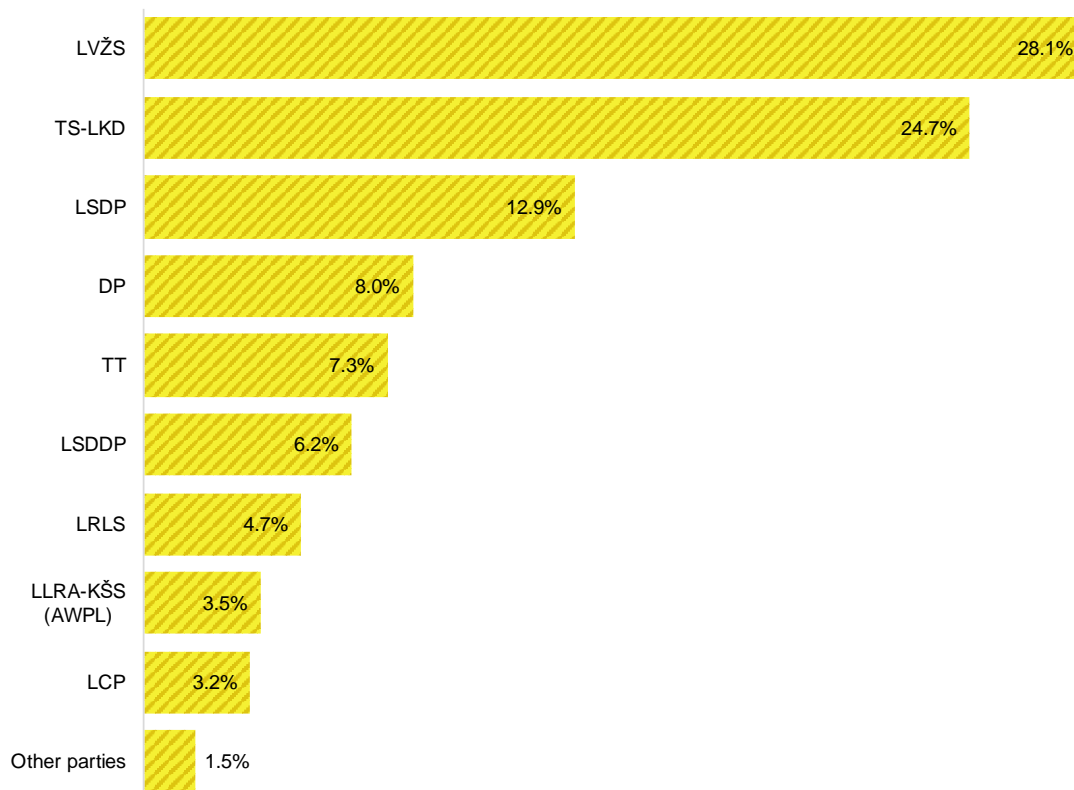


LITHUANIA

Voting intentions

27/03/2019

Single national poll



Date	Source
24/03/2019	Vilmorus

Score	Seat projection	Abbreviation	Party/Coalition/EP group
28.1%	3	LVŽS	Lietuvos Valstiečių ir Žaliųjų Sąjunga (Greens/EFA)
24.7%	3	TS-LKD	Tėvynės Sąjunga - Lietuvos Krikščionys Demokratai (EPP)
12.9%	2	LSDP	Lietuvos Socialdemokratų Partija (S&D)
8.0%	1	DP	Darbo partija (ALDE)
7.3%	1	TT	Partija Tvarka ir Teisingumas (EFDD)
6.2%	1	LSDDP	Lietuvos socialdemokratų darbo partija
4.7%	0	LRLS	Lietuvos Respublikos Liberalų Sąjūdis (ALDE)
3.5%	0	LLRA-KŠS (AWPL)	Lietuvos Lenku Rinkimu Akcija – Krikščionisku Seimu Sąjunga (ECR)
3.2%	0	LCP	Lietuvos Centro Partija
1.5%	0	Other parties	

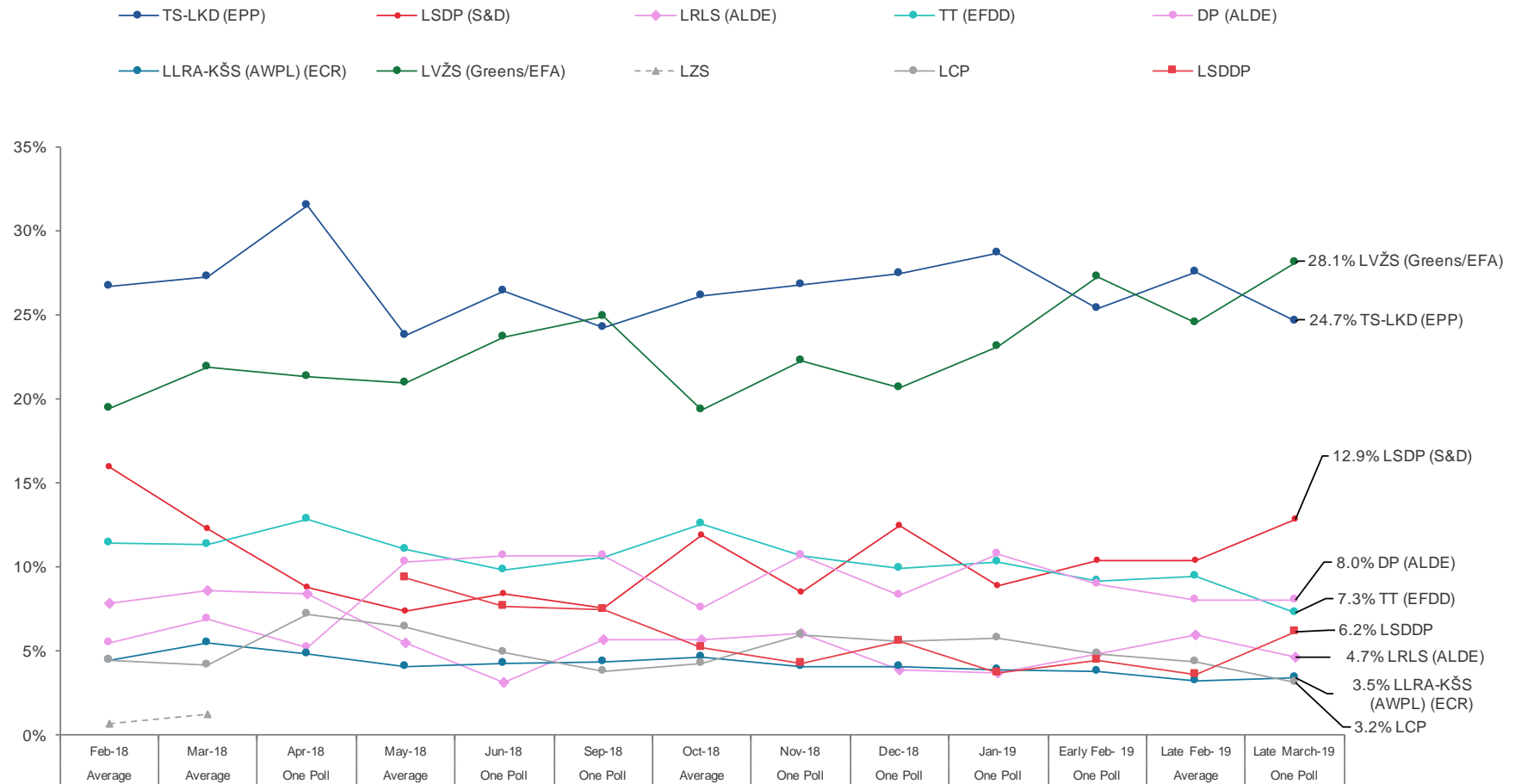
As currently no dedicated European elections voting intentions are available for this country, national voting intentions are used as the best available proxy for understanding the current political situation. The calculations must be understood as a snapshot of the current political situation in the country only and not as a prediction of the actual election results.

2. Voting intentions over time



LITHUANIA

27/03/2019



LSDDP – Whilst not yet a member, it has applied to be a member of the Party of European Socialists (PES). It is not part of the S&D group. They do not currently have any seats in the EP.

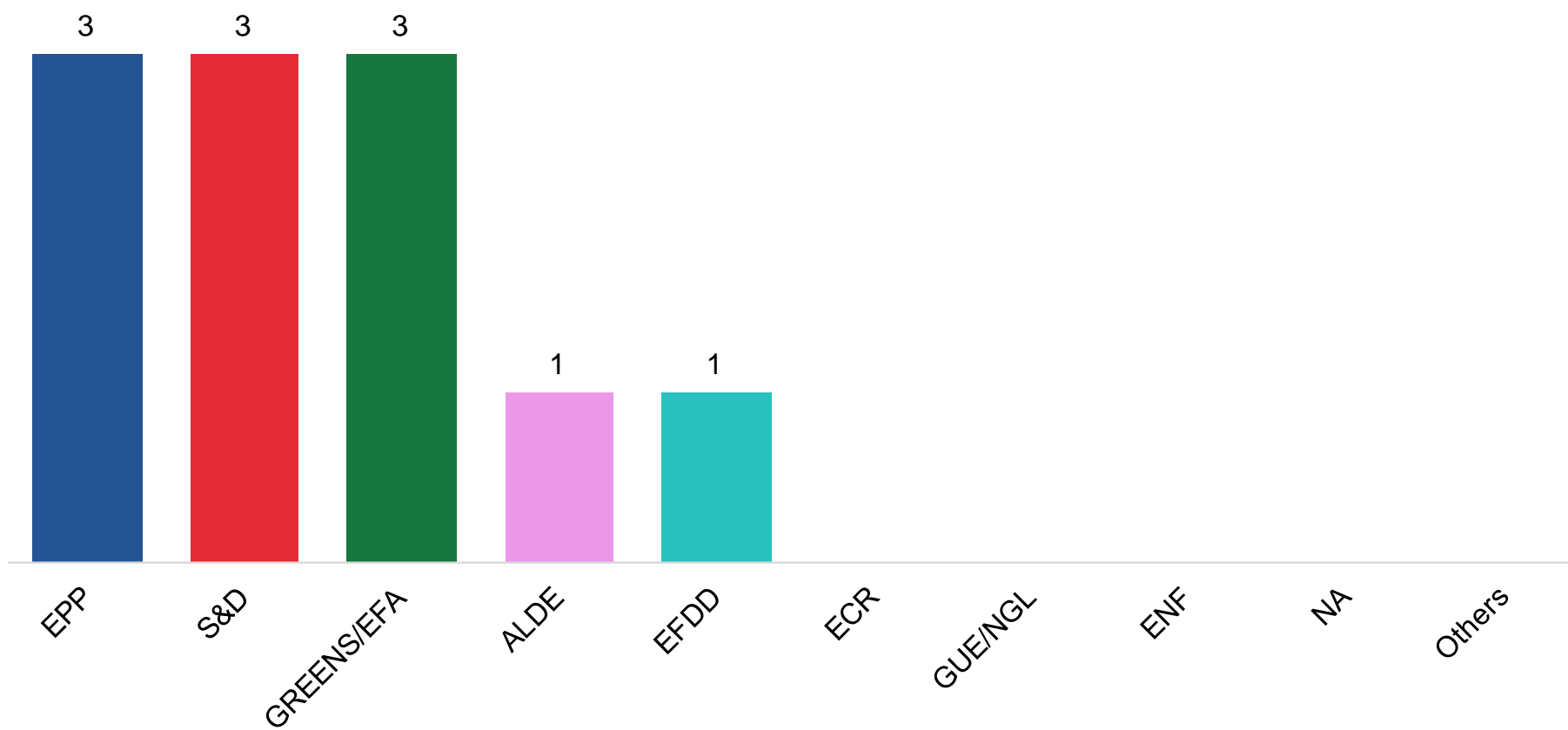
3. Seat projection



LITHUANIA

SEATS: 11

27/03/2019



1. Voting intentions

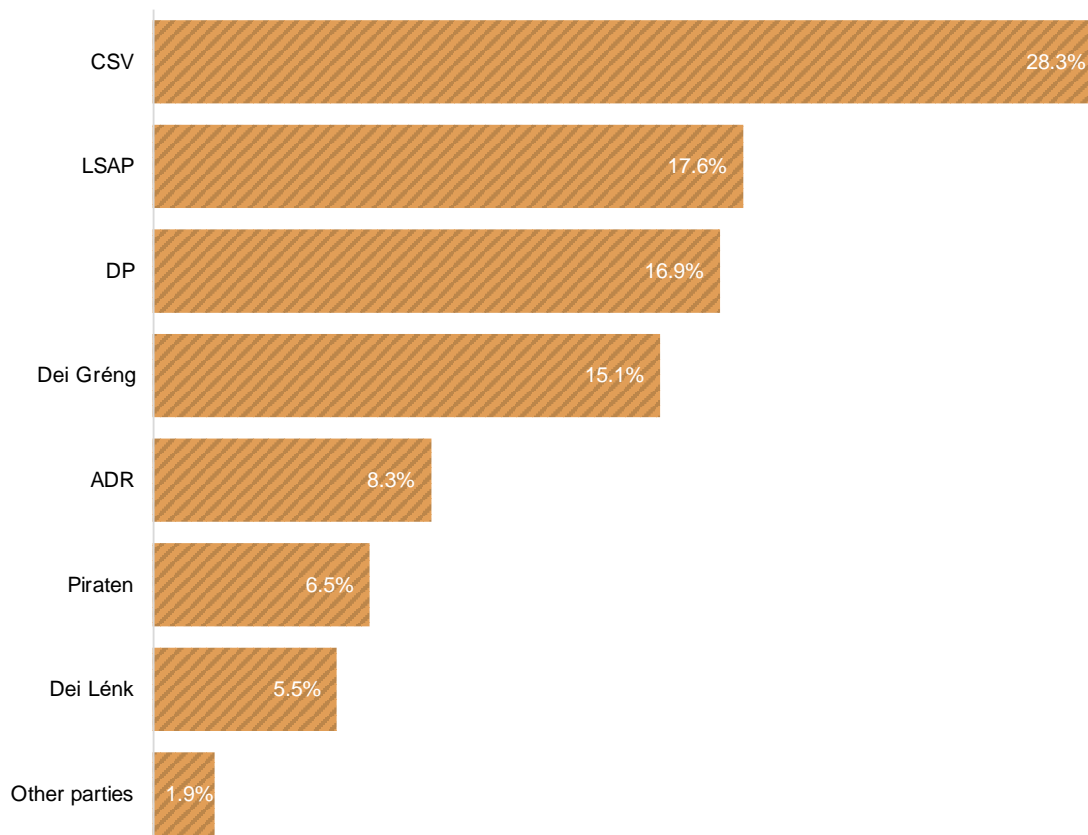


LUXEMBOURG

Voting intentions

27/03/2019

National elections results (14/10/2018)



Date	Source
14/10/2018	National elections

Official results: <https://elections.public.lu/fr.html>

Score	Seat projection	Abbreviation	Party/Coalition/EP group
28.3%	3	CSV	Chrëschtlech-Sozial Vollekspartei // Parti Chrétien-Social (EPP)
17.6%	1	LSAP	Lëtzebuenger Sozialistesche Aarbechterpartei // Parti Ouvrier Socialiste Luxembourgeois (S&D)
16.9%	1	DP	Demokratesch Partei // Parti démocratique (ALDE)
15.1%	1	Dei Gréng	Déi Gréng // Les Verts (Greens/EFA)
8.3%	0	ADR	Alternativ Demokratesch Reformpartei // Parti Alternatif et Démocratique de Réformes
6.5%	0	Piraten	Piratepartei // Parti pirate
5.5%	0	Dei Lénk	Déi Lénk // La gauche (GUE/NGL)
1.9%	0	Other parties	

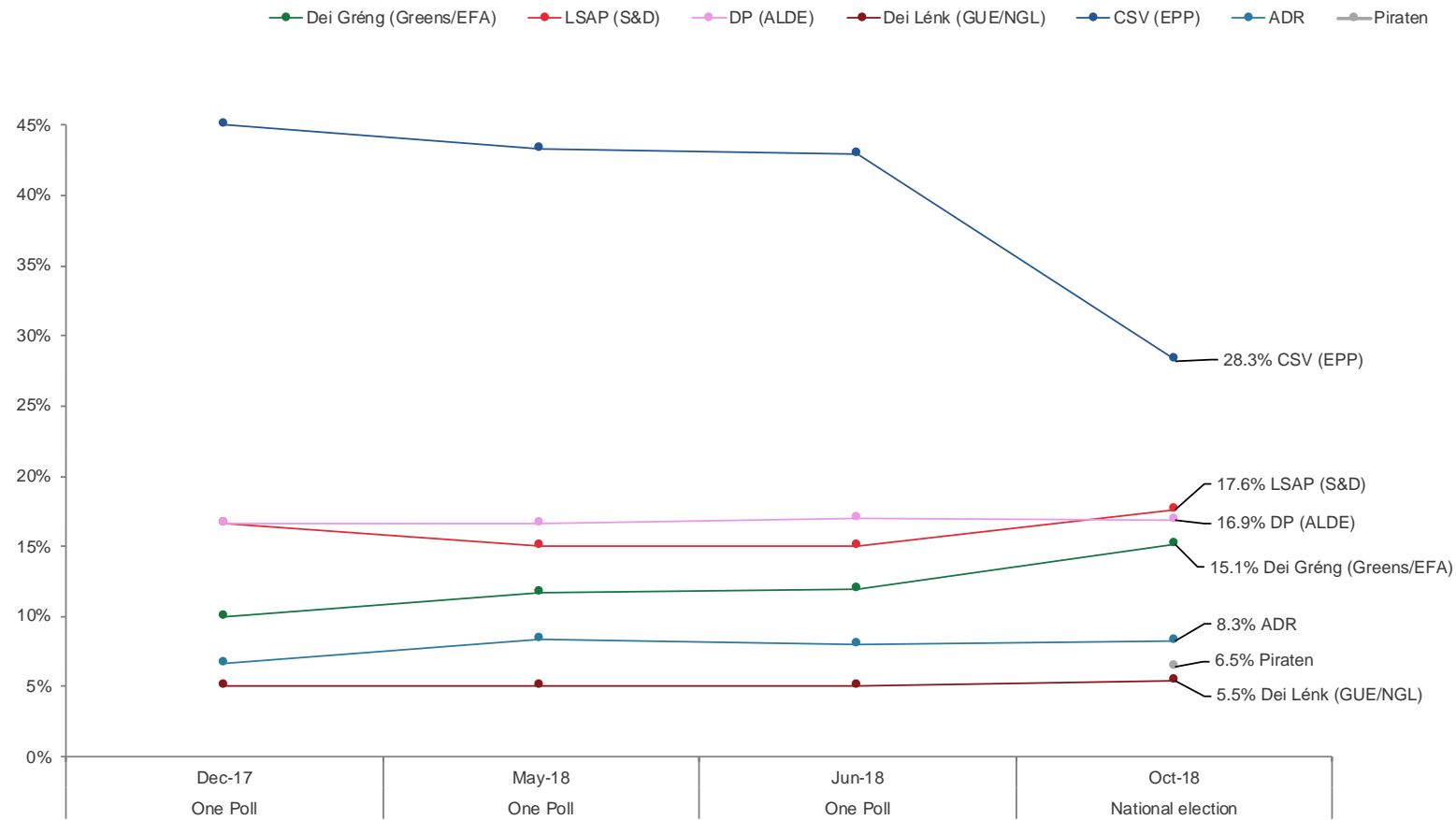
As currently no dedicated European elections voting intentions are available for this country, the results for the most recent national elections are used as the best available proxy for understanding the current political situation. The calculations must be understood as a snapshot of the current political situation in the country only and not as a prediction of the actual election results.

2. Voting intentions over time




LUXEMBOURG

27/03/2019

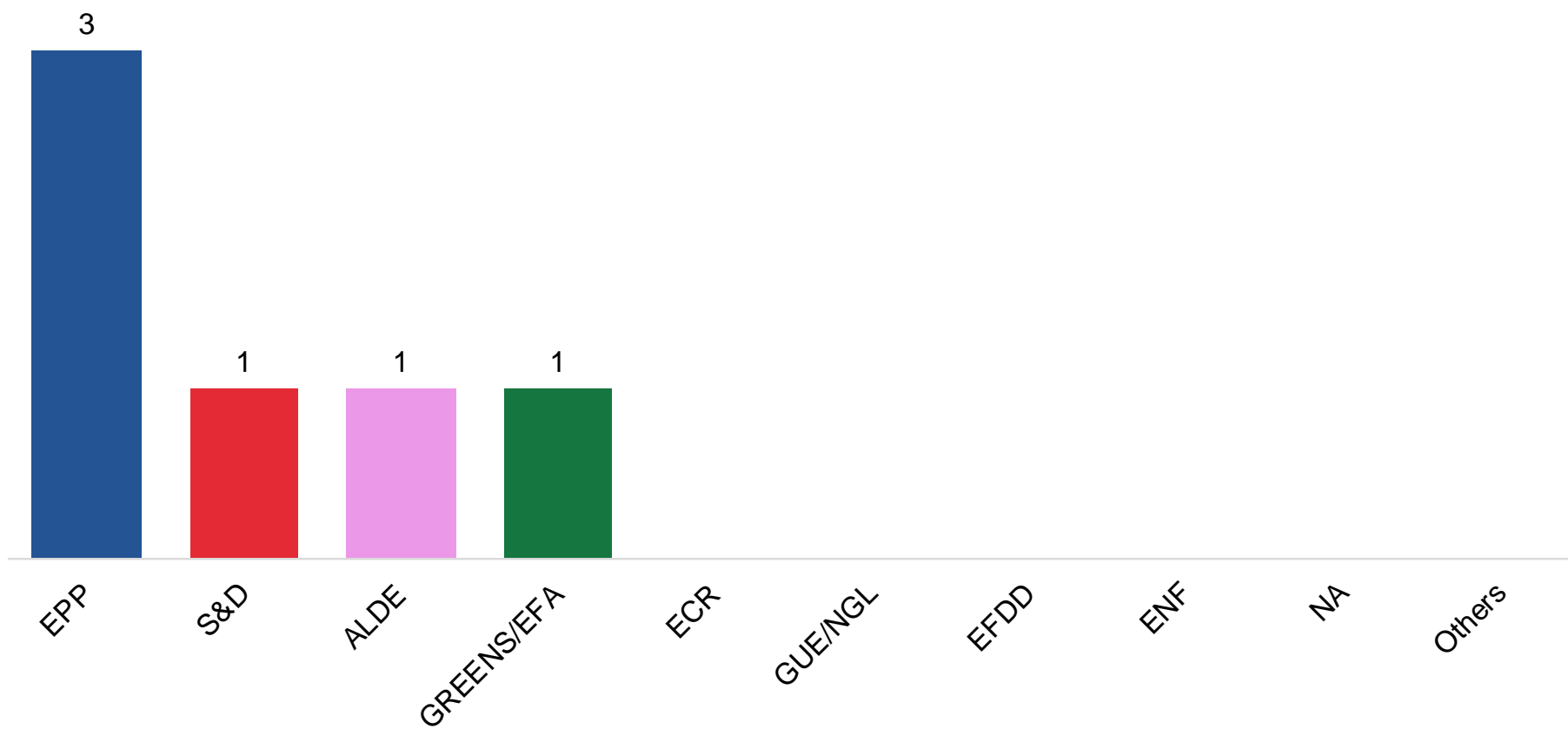


ADR – This party is a member of the Alliance of Conservatives and Reformists in Europe (ACRE) but not part of the ECR group. They do not currently have any seats in the EP.
 Dei Lénk – This party is a member of the European Left (EL) but they do not currently have any seats in the EP.

3. Seat projection

 **LUXEMBOURG** **SEATS: 6**

27/03/2019



1. Voting intentions

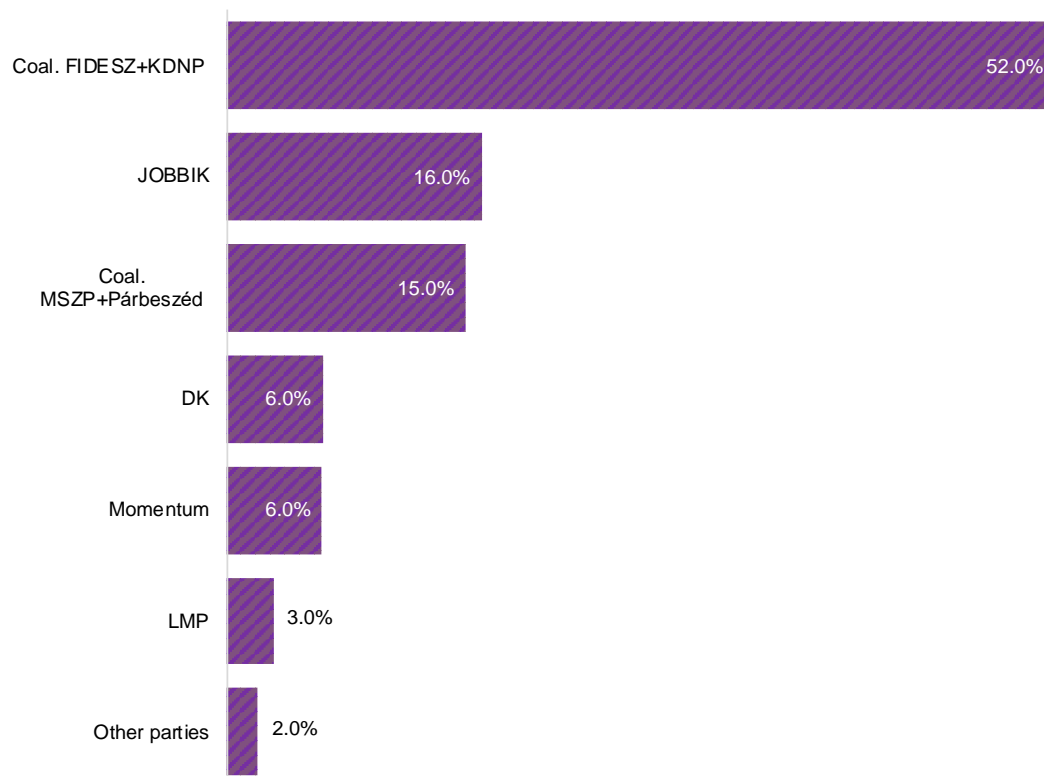


HUNGARY

Voting intentions

27/03/2019

European Elections poll



Date	Source
27/03/2019	NÉPSZAVA/Publicus

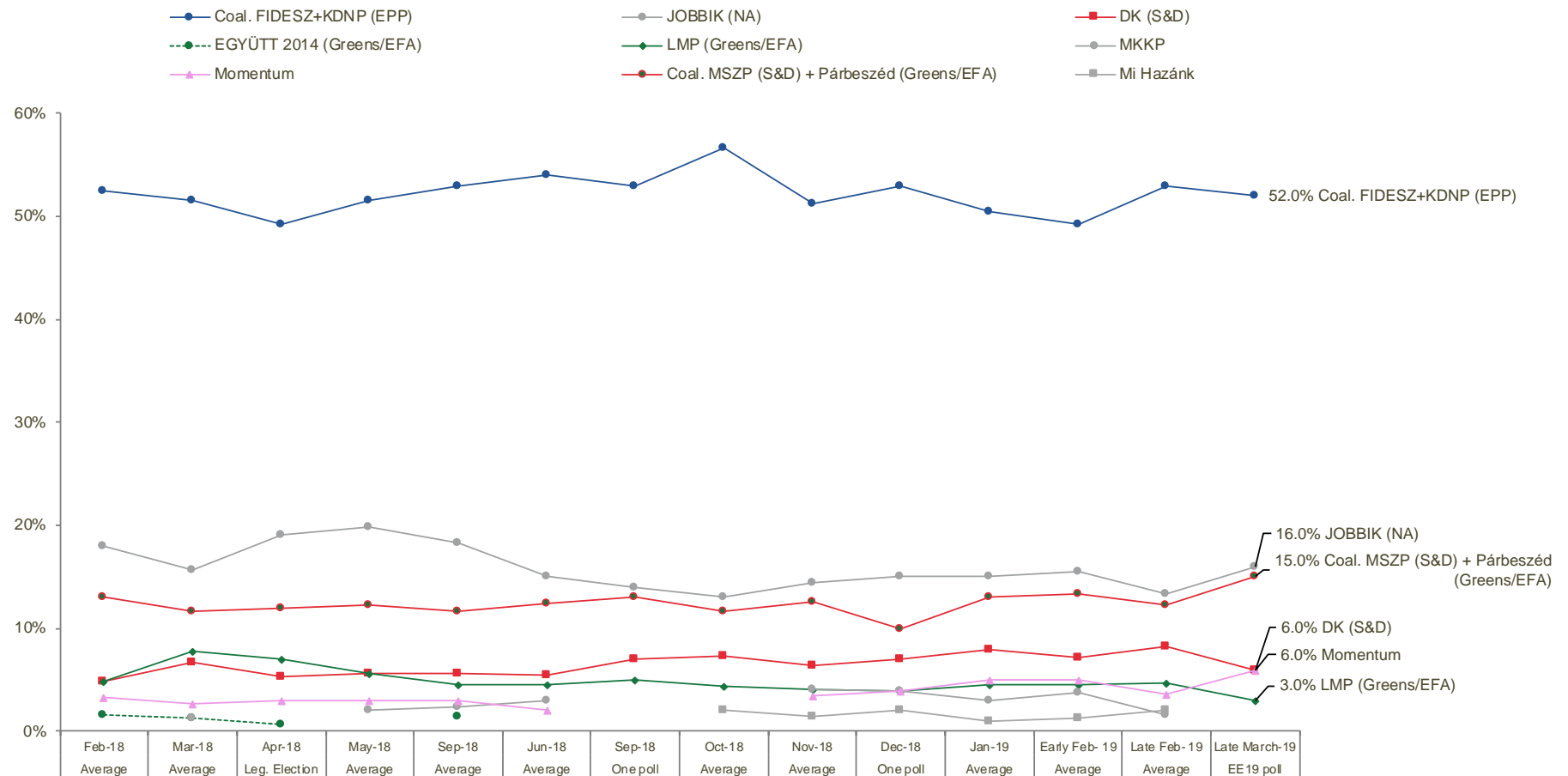
Score	Seat projection	Abbreviation	Party/Coalition/EP group
52.0%	13	Coal. FIDESZ+KDNP	FIDESZ - Magyar Polgári Szövetség + Kereszténydemokrata Néppárt (EPP)
16.0%	3	JOBBIK	Jobbik Magyarországért Mozgalom (NA)
15.0%	3	Coal. MSZP+Párbeszéd	Magyar Szocialista Párt (S&D) + Párbeszéd Magyarországért (Greens/EFA)
6.0%	1	DK	Demokratikus Koalíció (S&D)
6.0%	1	Momentum	Momentum Mozgalom
3.0%	0	LMP	Lehet Más a Politika (Greens/EFA)
2.0%	0	Other parties	

2. Voting intentions over time



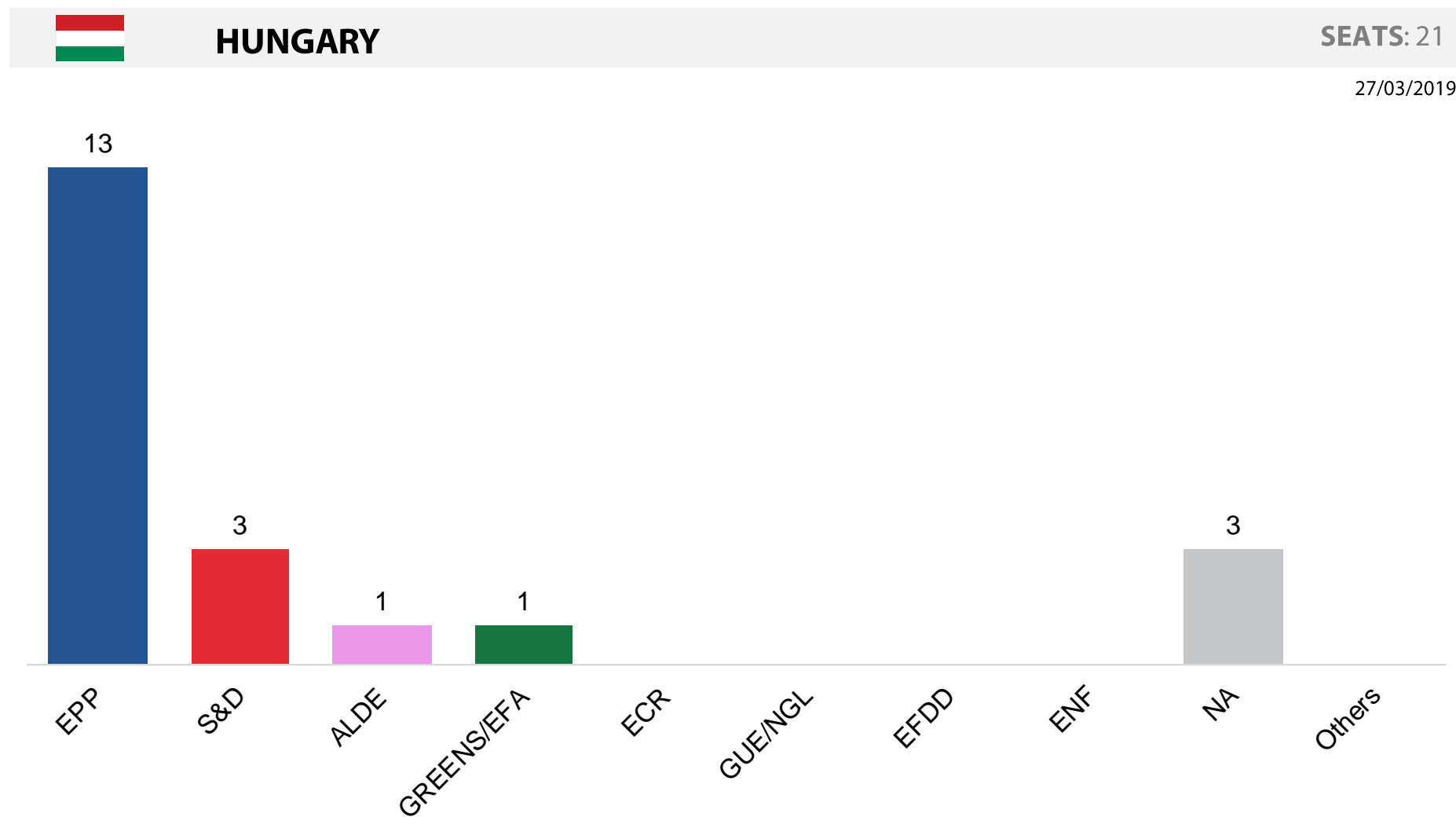
HUNGARY

27/03/2019




Momentum joined the ALDE party 9 November 2018 but it does not belong to the ALDE group. It does not currently have any seats in the EP.

3. Seat projection



Coal. MSZP + Párbeszéd – The projection presumes that 90% of the attributed to this coalition will go to S&D and 10% to Greens/EFA.

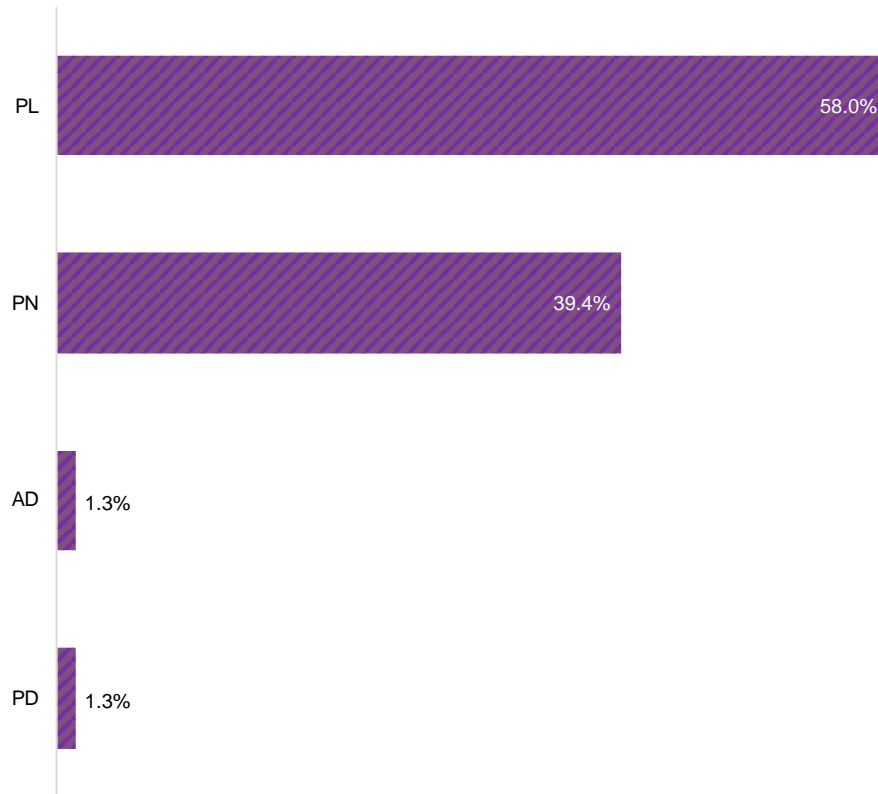
1. Voting intentions



Voting intentions

27/03/2019

European Elections poll



Date	Source
Not published	MISCO Intl Ltd

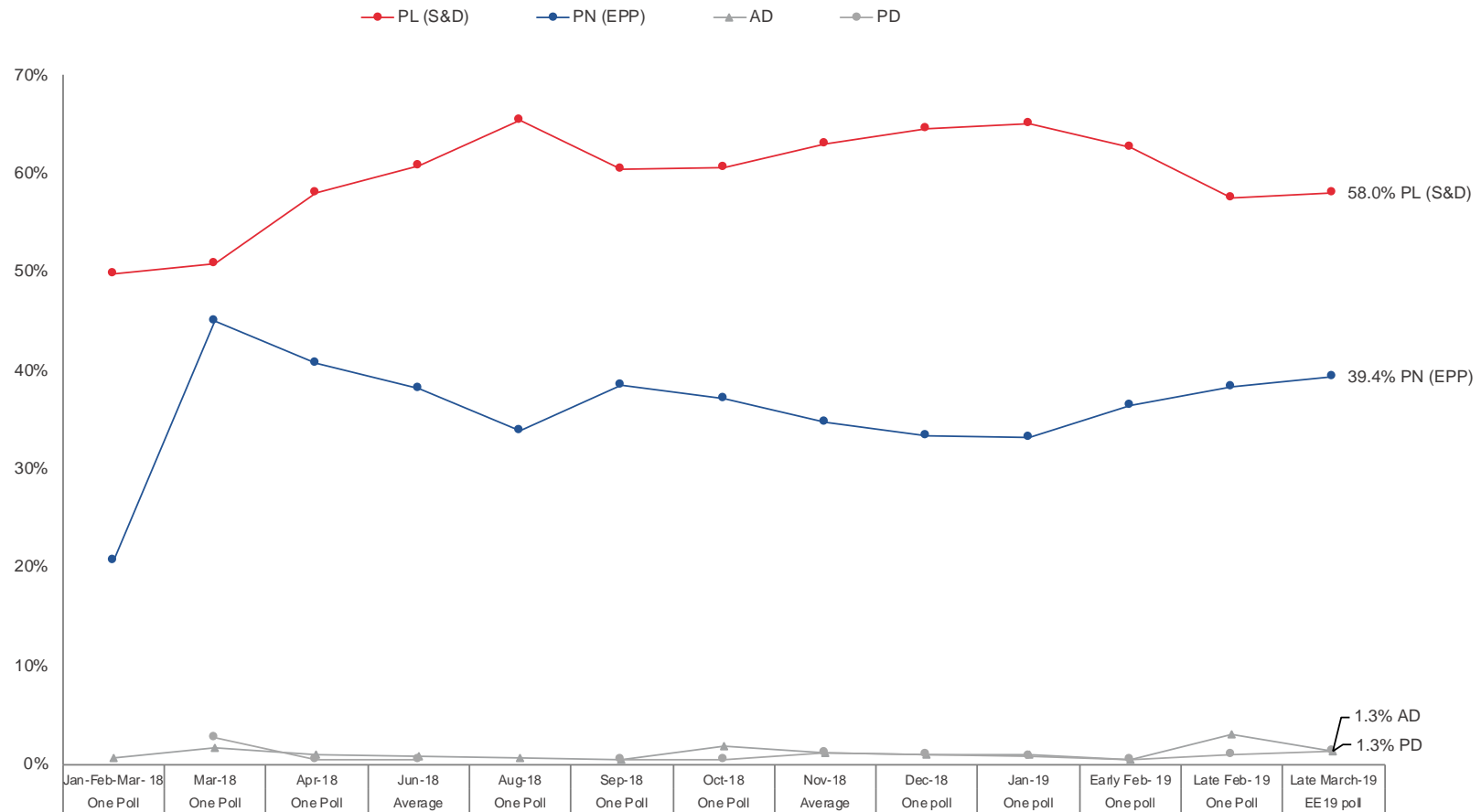
Score	Seat projection	Abbreviation	Party/Coalition/EP group
58.0%	4	PL	Partit Laburista (S&D)
39.4%	2	PN	Partit Nazzjonalista (EPP)
1.3%	0	AD	Alternattiva Demokratika
1.3%	0	PD	Partit Demokratiku

2. Voting intentions over time



MALTA

27/03/2019



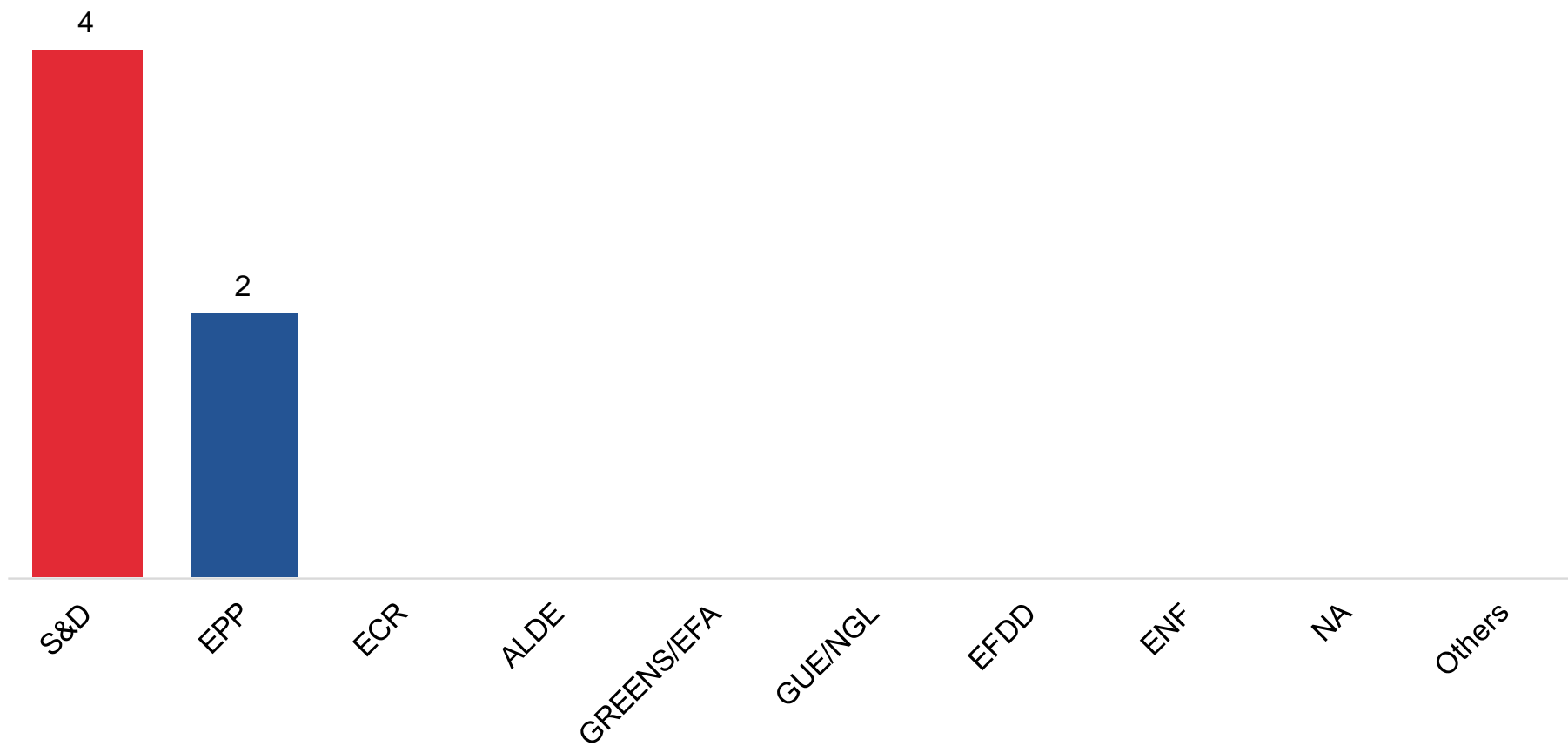
3. Seat projection



MALTA

SEATS: 6

27/03/2019



1. Voting intentions

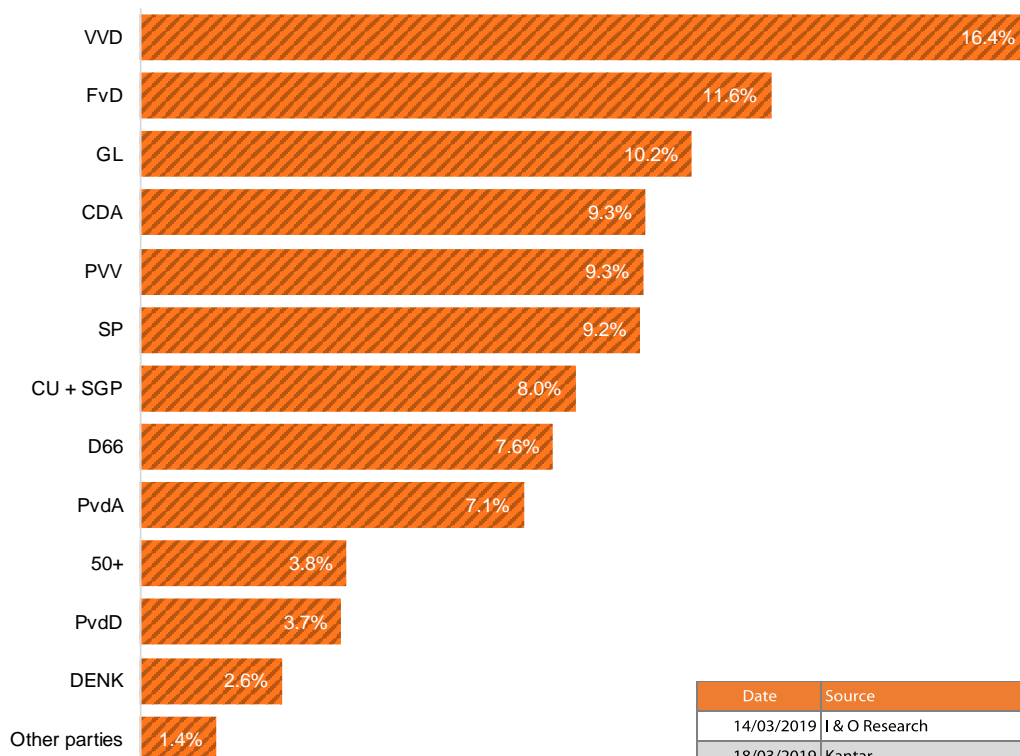


NETHERLANDS

Voting intentions

27/03/2019

Average of national polls



Date	Source
14/03/2019	I & O Research
18/03/2019	Kantar

Score	Seat projection	Abbreviation	Party/Coalition/EP group
16.4%	5	VVD	Volkspartij voor Vrijheid en Democratie (ALDE)
11.6%	4	FvD	Forum voor Democratie
10.2%	3	GL	GroenLinks (Greens/EFA)
9.3%	3	CDA	Christen Democratisch Appèl (EPP)
9.3%	3	PVV	Partij voor de Vrijheid (ENF)
9.2%	3	SP	Socialistische Partij (GUE/NGL)
8.0%	2	CU + SGP	ChristenUnie (ECR) + Staatkundig Gereformeerde Partij (ECR)
7.6%	2	D66	Democraten 66 (ALDE)
7.1%	2	PvdA	Partij van de Arbeid (S&D)
3.8%	1	50+	50Plus
3.7%	1	PvdD	Partij voor de Dieren (GUE/NGL)
2.6%	0	DENK	DENK
1.4%	0	Other parties	

In order to keep the methodology consistent from country to country, the projection for the Netherlands is based on national voting intention data and not the results of the provincial elections held on 20 March.

As currently no dedicated European elections voting intentions are available for this country, national voting intentions are used as the best available proxy for understanding the current political situation. The calculations must be understood as a snapshot of the current political situation in the country only and not as a prediction of the actual election results.

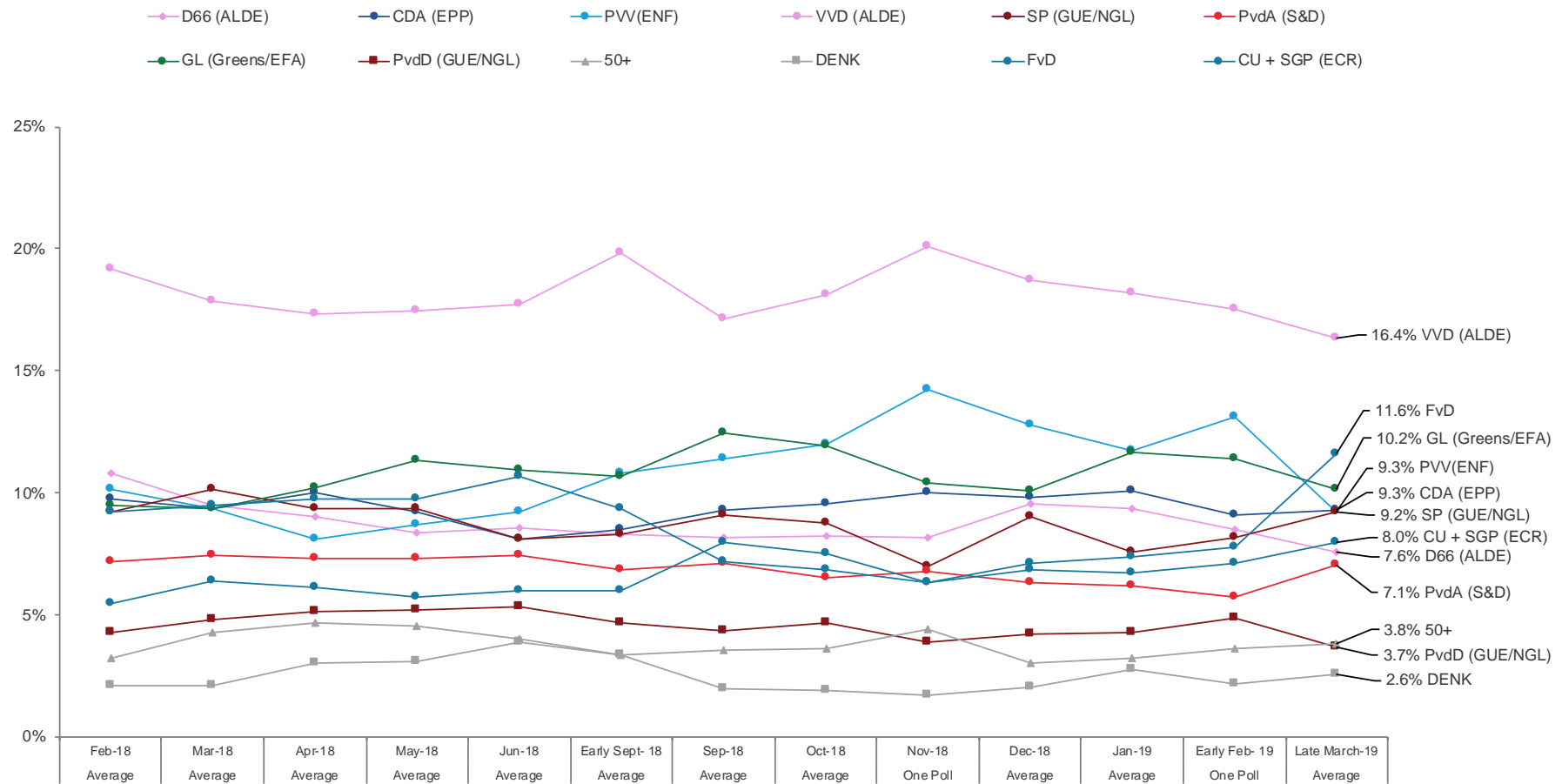
CU + SGP – These two parties will run on a common list for the European Elections.

FvD has announced it will become a member of ACRE. They do not currently have any MEPs in the EP.

2. Voting intentions over time


NETHERLANDS

27/03/2019

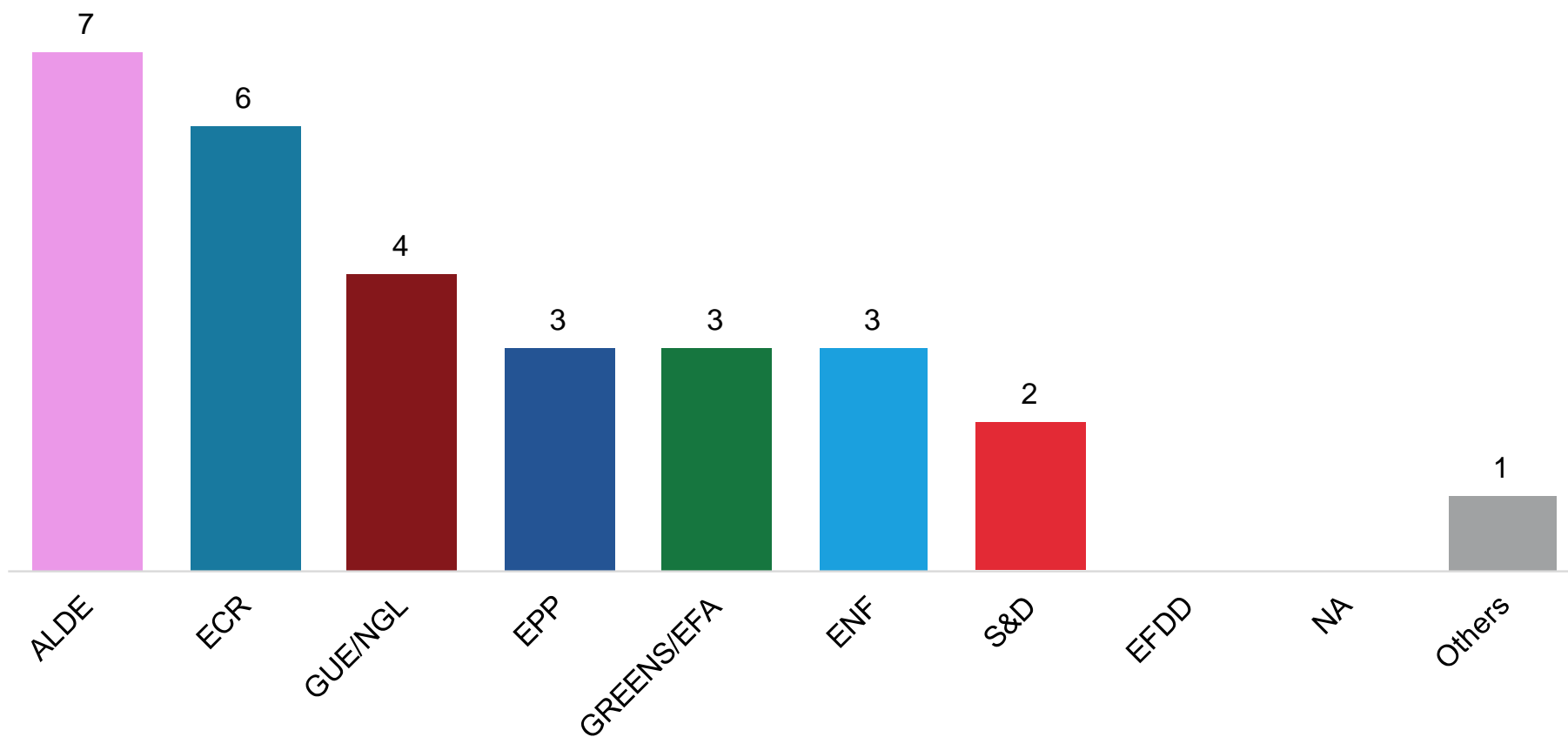


FvD has announced it will become a member of ACRE. They do not currently have any MEPs in the EP.

3. Seat projection

 **NETHERLANDS** **SEATS: 29**

27/03/2019



FvD has announced it will become a member of ACRE. They do not currently have any MEPs in the EP.

1. Voting intentions

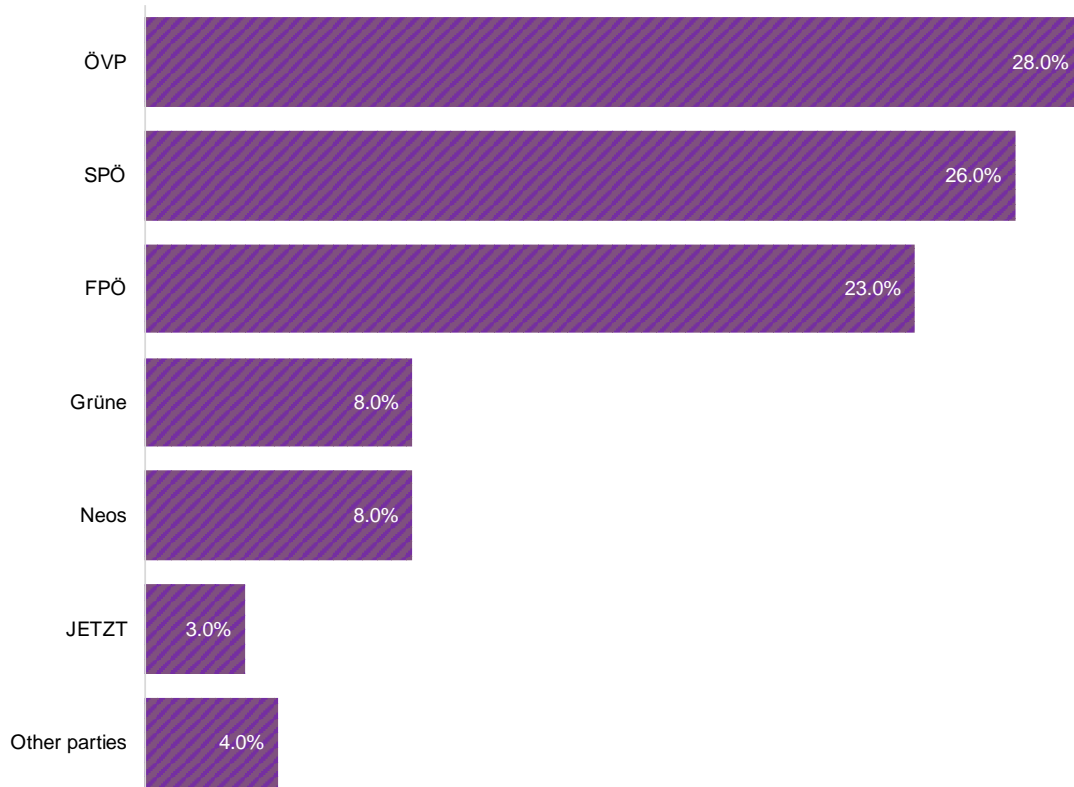


AUSTRIA

Voting intentions

27/03/2019

European Elections poll



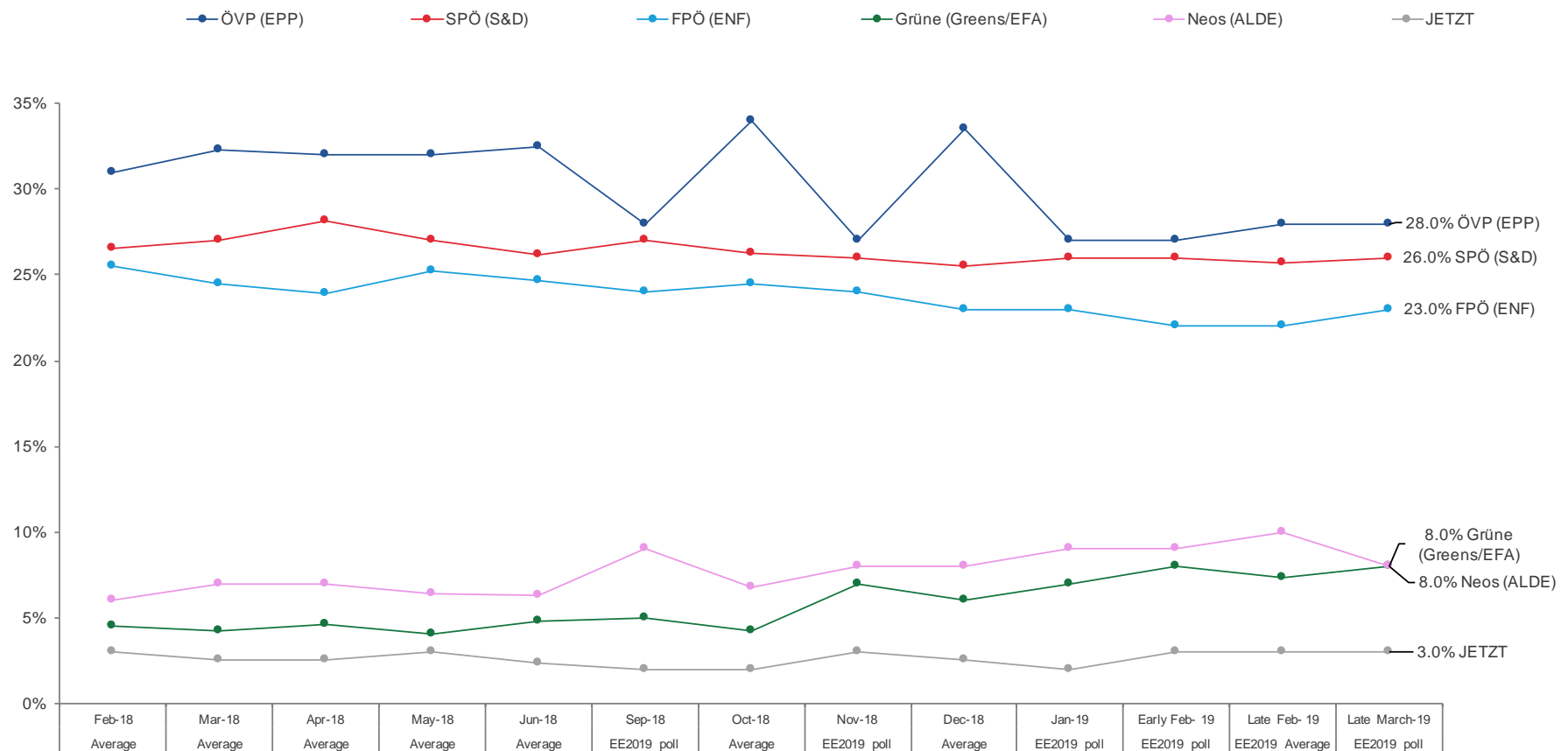
Date	Source
23/03/2019	Research Affairs

Score	Seat projection	Abbreviation	Party/Coalition/EP group
28.0%	6	ÖVP	Österreichische Volkspartei (EPP)
26.0%	6	SPÖ	Sozialdemokratische Partei Österreichs (S&D)
23.0%	5	FPÖ	Freiheitliche Partei Österreichs (ENF)
8.0%	1	Grüne	Die Grünen - Die Grüne Alternative (Greens/EFA)
8.0%	1	Neos	NEOS - Das Neue Österreich (ALDE)
3.0%	0	JETZT	JETZT – Liste Pilz
4.0%	0	Other parties	


2. Voting intentions over time

AUSTRIA

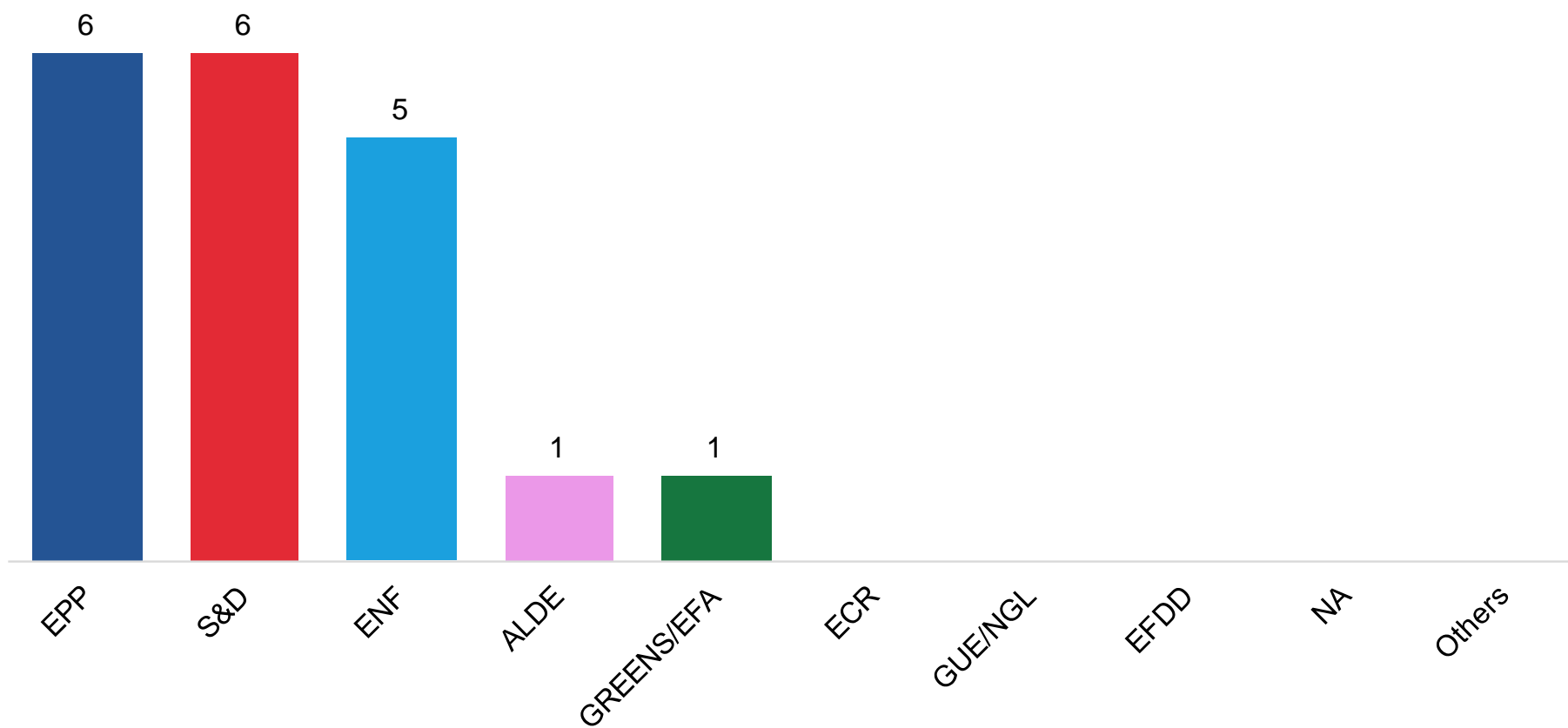
27/03/2019



3. Seat projection

 **AUSTRIA** **SEATS: 19**

27/03/2019



1. Voting intentions

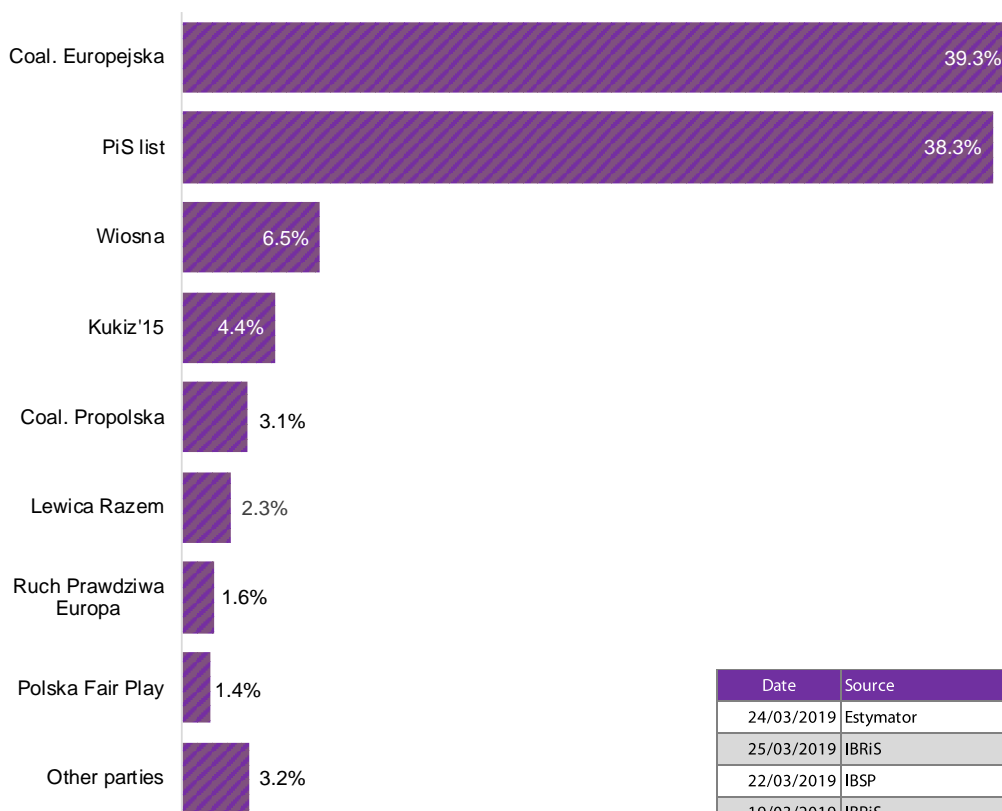


POLAND

Voting intentions

27/03/2019

Average of European Elections polls



Date	Source
24/03/2019	Estymator
25/03/2019	IBRIS
22/03/2019	IBSP
19/03/2019	IBRIS

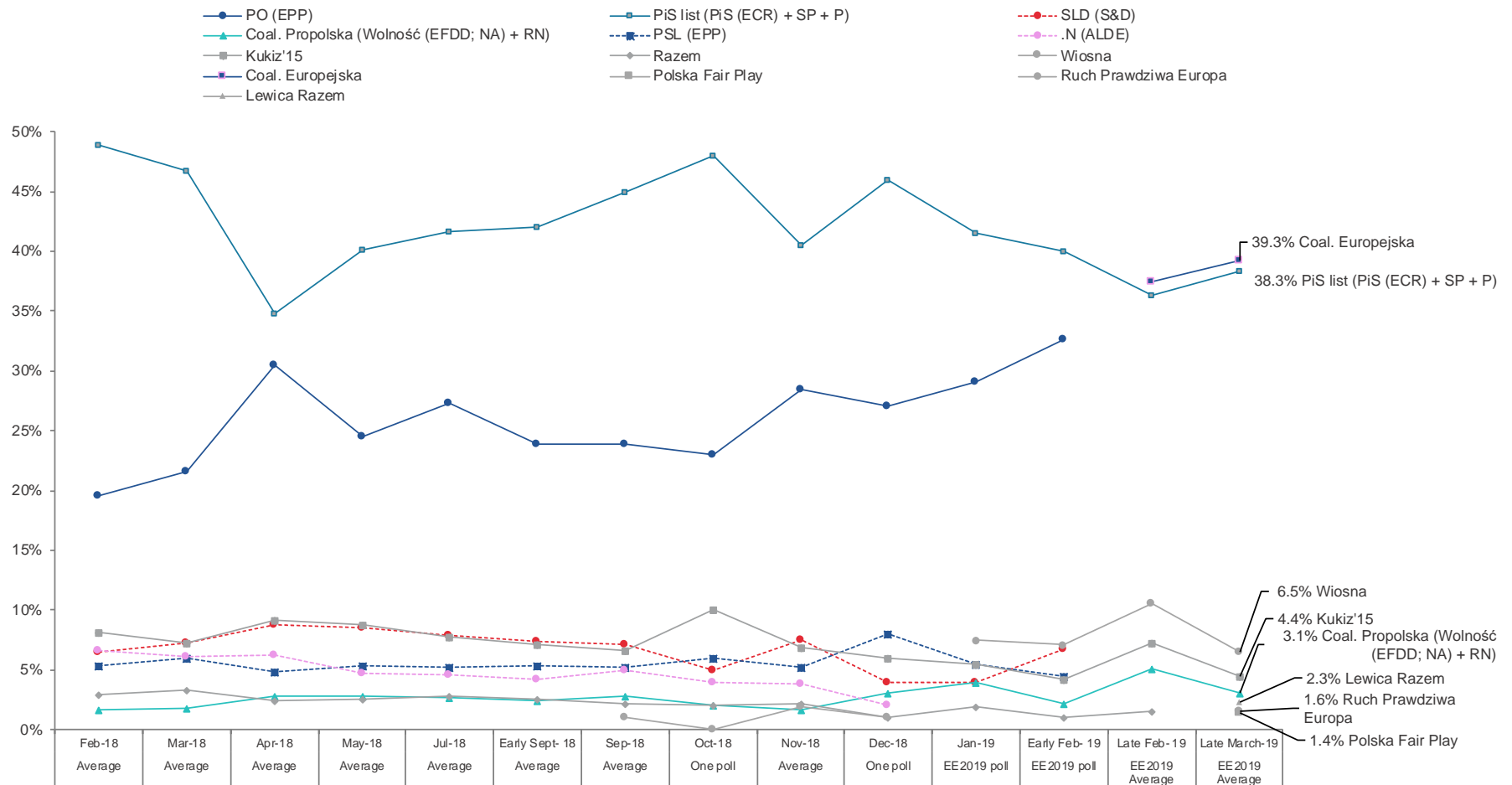
Score	Seat projection	Abbreviation	Party/Coalition/EP group
39.3%	24	Coal. Europejska	Coal. Europejska: Platforma Obywatelska (EPP) + Polskie Stronnictwo Ludowe (EPP) + Nowoczesna (ALDE) + Sojusz Lewicy Demokratycznej (S&D) + Partia Zieloni
38.3%	24	PiS list	Prawo i Sprawiedliwość (PiS) (ECR) + Solidarna Polska (SP) + Porozumienie (P)
6.5%	4	Wiosna	Wiosna
4.4%	0	Kukiz'15	Kukiz'15
3.1%	0	Coal. Propolska	Konfederacja KORWiN Braun Liroy Narodowcy (Koalicja Propolska) (EFDD; NA)
2.3%	0	Lewica Razem	Lewica Razem
1.6%	0	Ruch Prawdziwa Europa	Ruch Prawdziwa Europa + Prawica Rzeczypospolitej + Zjednoczenie Chrześcijańskich Rodzin
1.4%	0	Polska Fair Play	Polska Fair Play
3.2%	0	Other parties	

2. Voting intentions over time

27/03/2019



POLAND




PiS list –SP and P candidates will also run on the PiS list

Coal. Europejska – A new coalition set up for the European Elections comprising PO, SLD, .N, PSL, Partia Zieloni

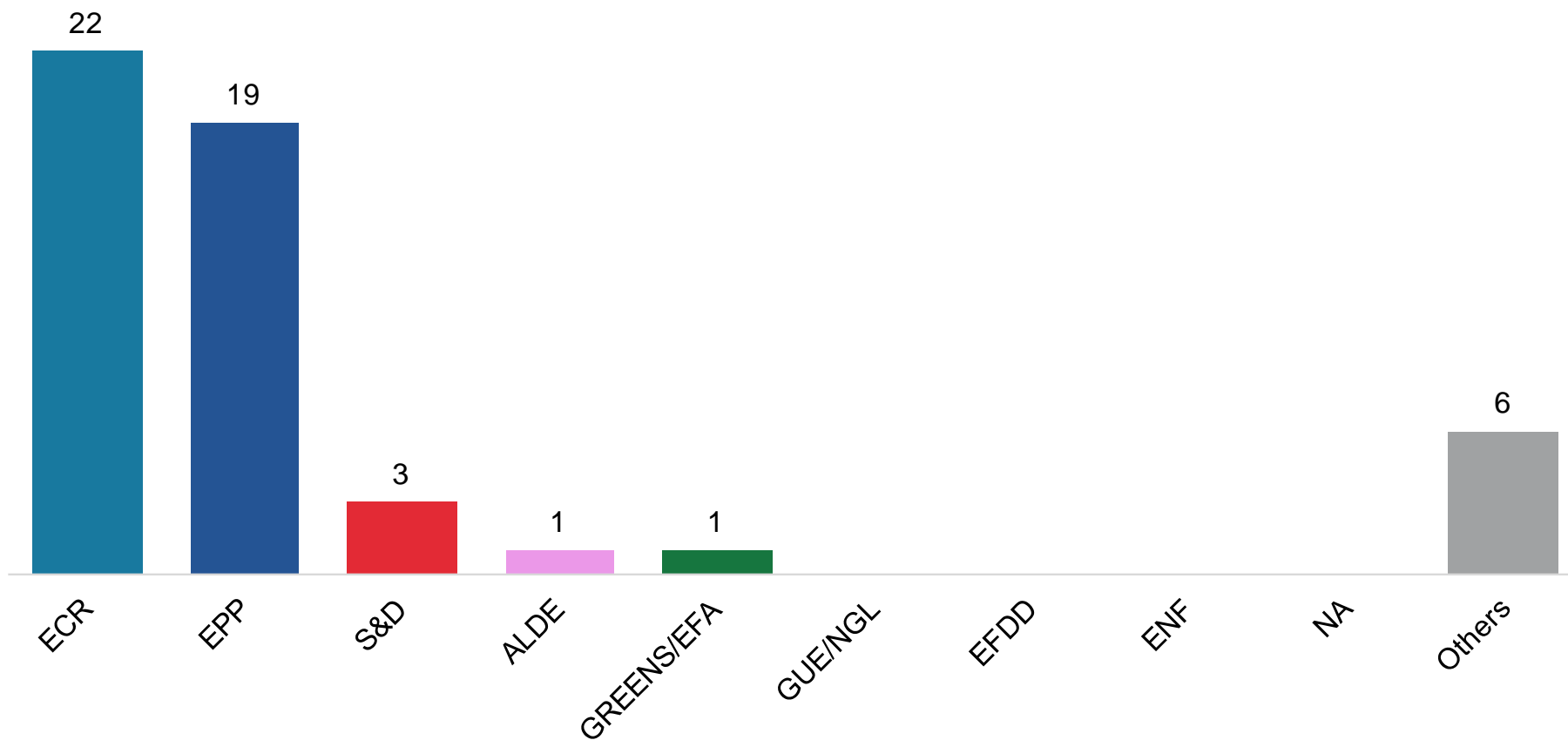
Wiosna – This party was set up by Robert Biedrón, officially announced on 3 February 2019 at the founder's convention.

As of March, three new committees which are expected to take part in the European Elections have started to appear in voting intention polls: Lewica Razem, Polska Fair Play and Ruch Prawdziwa Europa.

3. Seat projection

 **POLAND** **SEATS: 52**

27/03/2019



PiS - The projection presumes that 90% of the attributed to this coalition will go to ECR and 10% to "Others".
Coal. Europejska - The projection presumes that 80% of seats will go to EPP, 11% to S&D, 6% to ALDE and 3% to Greens/EFA

1. Voting intentions

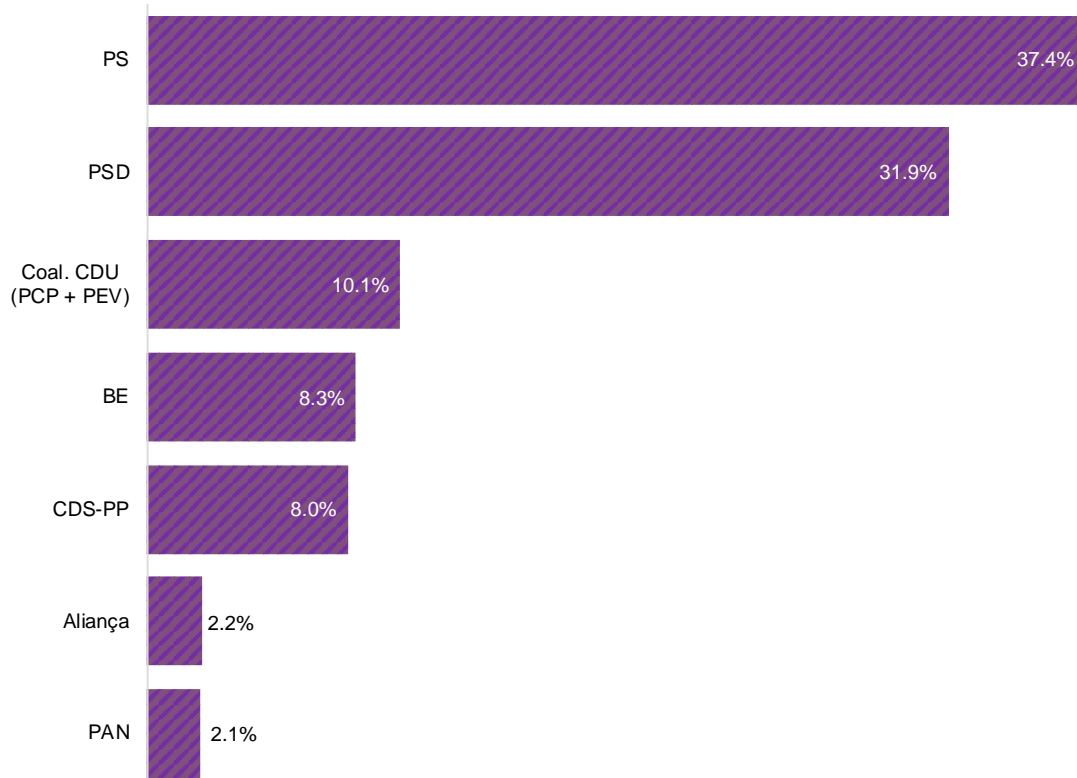


PORTUGAL

Voting intentions

27/03/2019

European Elections poll



Date	Source
25/03/2019	Aximage/Correio da Manhã/Negócios

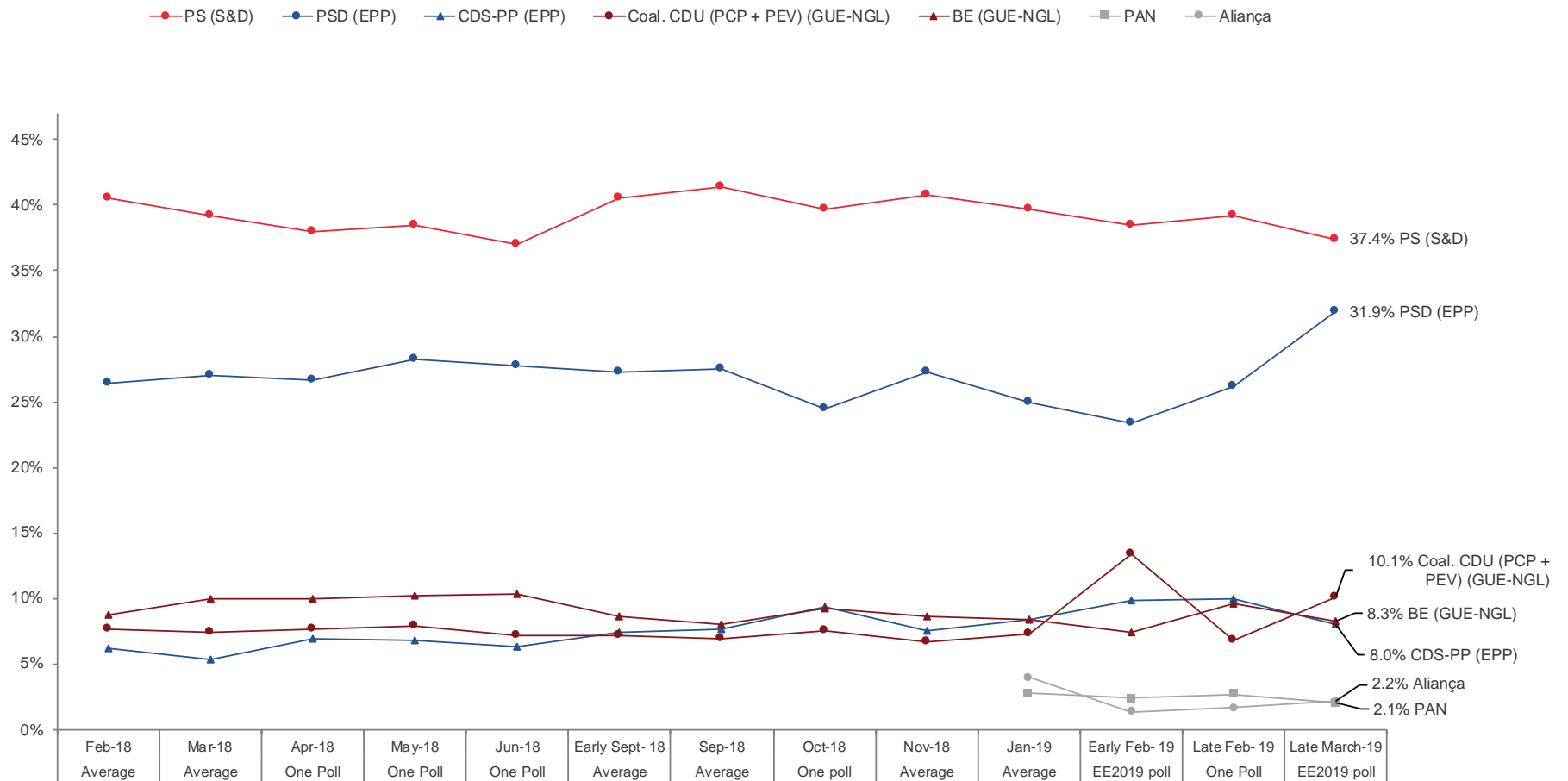
Score	Seat projection	Abbreviation	Party/Coalition/EP group
37.4%	9	PS	Partido Socialista (S&D)
31.9%	7	PSD	Partido Social Democrata (EPP)
10.1%	2	Coal. CDU (PCP + PEV)	Coligação Democrática Unitária: Partido Comunista Português + Partido Ecologista "Os Verdes" (GUE/NGL)
8.3%	2	BE	Bloco de Esquerda (GUE/NGL)
8.0%	1	CDS-PP	Partido Popular (EPP)
2.2%	0	Aliança	Aliança
2.1%	0	PAN	Pessoas-Animais-Natureza
0.0%	0	Other parties	

2. Voting intentions over time



PORTUGAL

27/03/2019



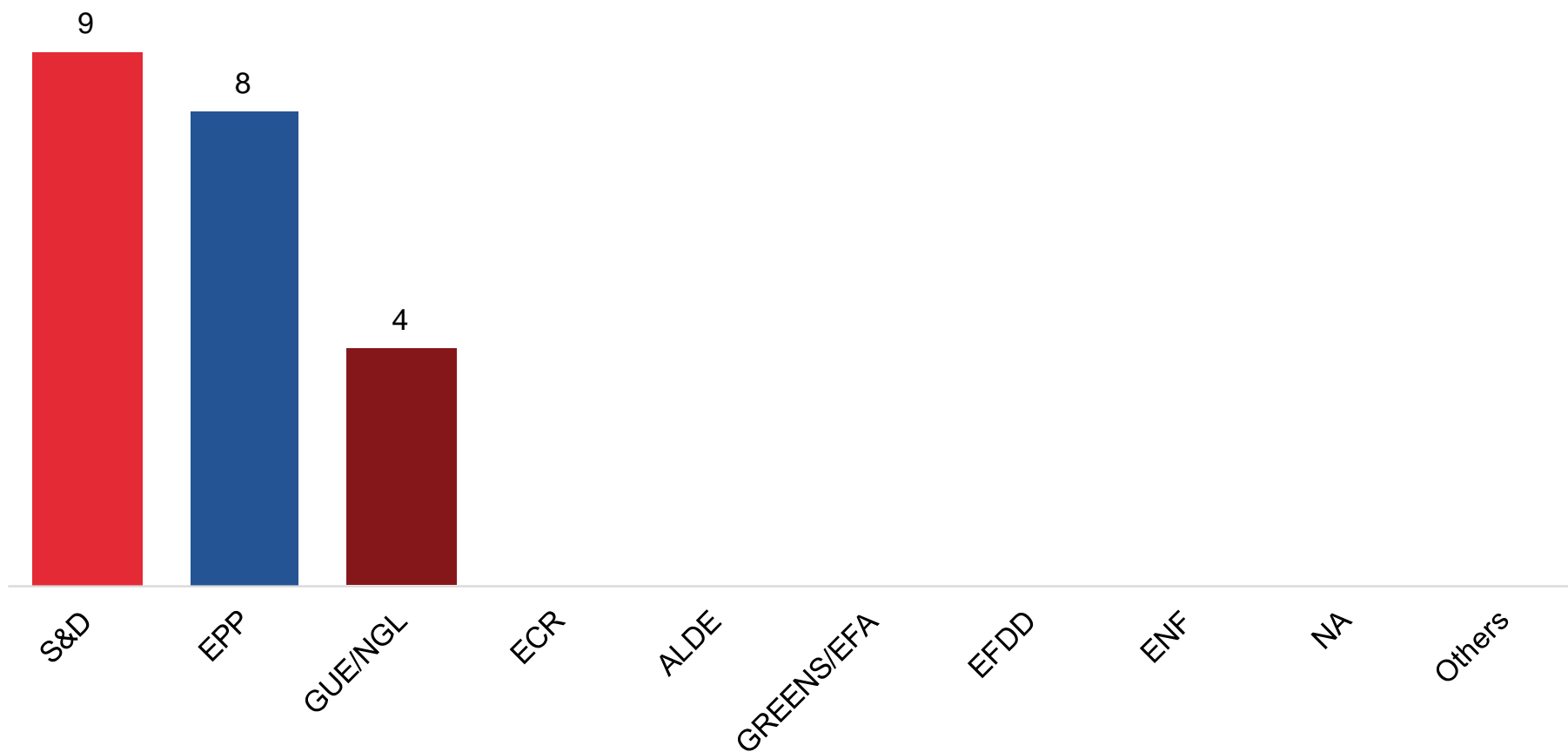
3. Seat projection



PORTUGAL

SEATS: 21

27/03/2019



1. Voting intentions

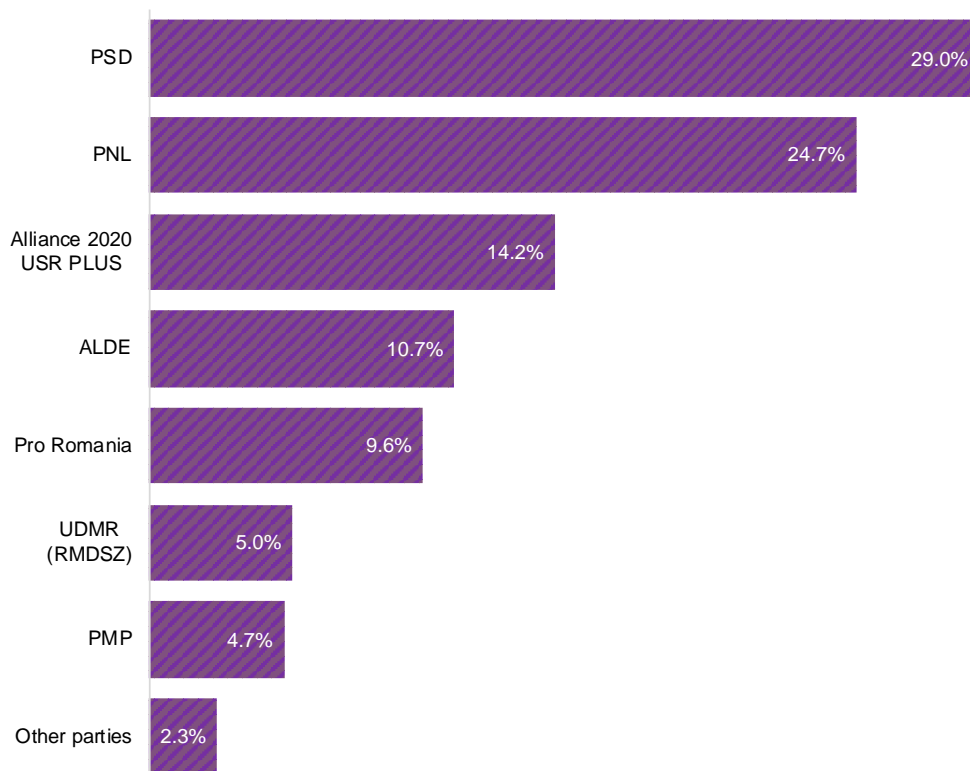


ROMANIA

Voting intentions

27/03/2019

Average of European Elections polls



Date	Source
21/03/2019	INSCOP
21/03/2019	CURS

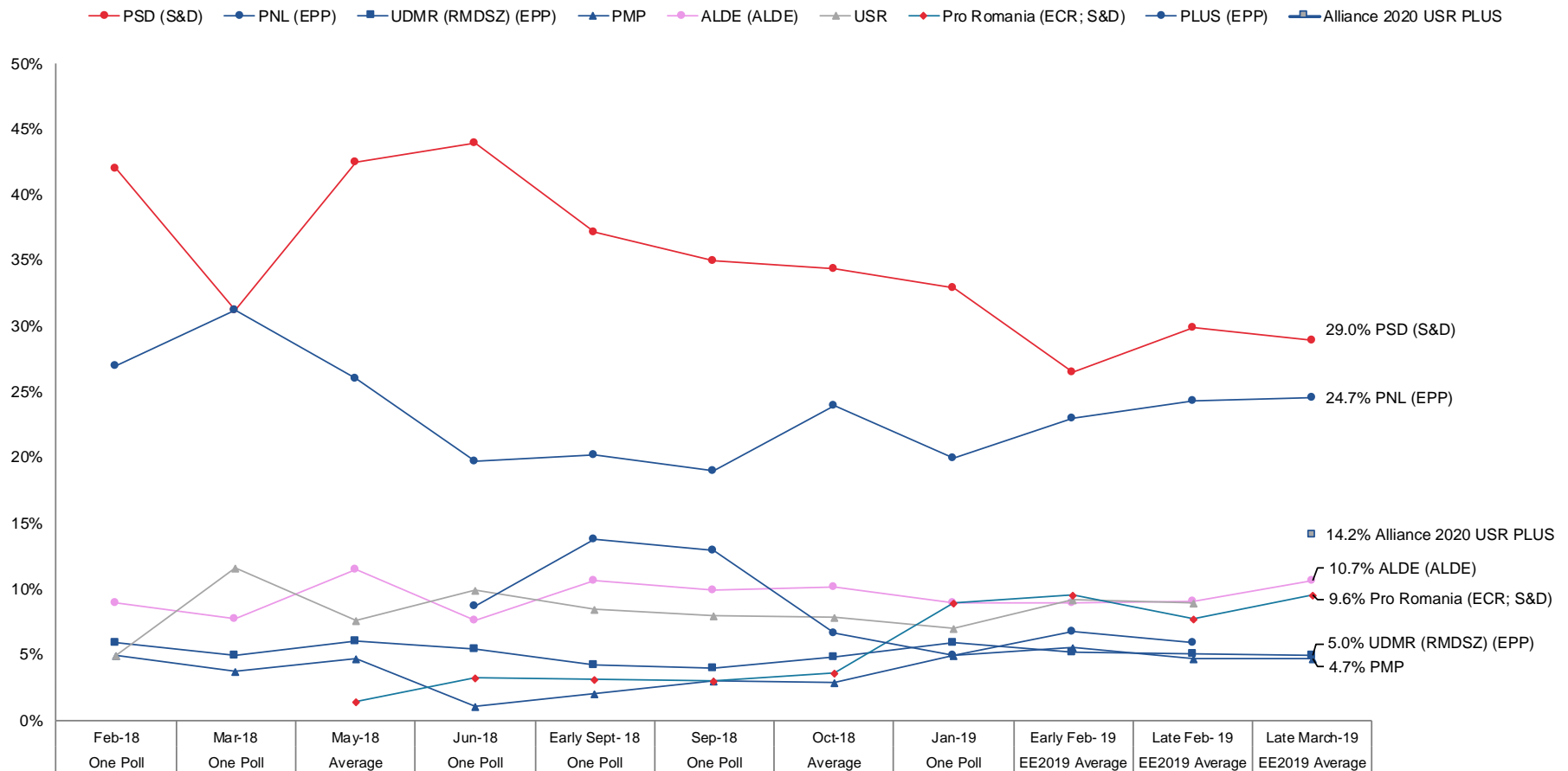
Score	Seat projection	Abbreviation	Party/Coalition/EP group
29.0%	11	PSD	Partidul Social Democrat (S&D)
24.7%	9	PNL	Partidul Național Liberal (EPP)
14.2%	5	Alliance 2020 USR PLUS	Uniunea Salvați România + Partidul Libertății, Unității și Solidarității (EPP)
10.7%	4	ALDE	Alianța Liberalilor și Democraților (ALDE)
9.6%	3	Pro Romania	Pro Romania (ECR; S&D)
5.0%	1	UDMR (RMDSZ)	Romániai Magyar Demokrata Szövetség - Uniunea Democrată Maghiară din România (EPP)
4.7%	0	PMP	Partidul Mișcarea Populară
2.3%	0	Other parties	

2. Voting intentions over time



ROMANIA

27/03/2019



PMP – This party is a member of the European People’s Party but no longer a part of the group. They do not currently have any MEPs in the EP.

Alliance 2020 USR PLUS – this is a new alliance between USR and PLUS, which was registered to run in the European Elections after a Supreme Court decision on 9 March.

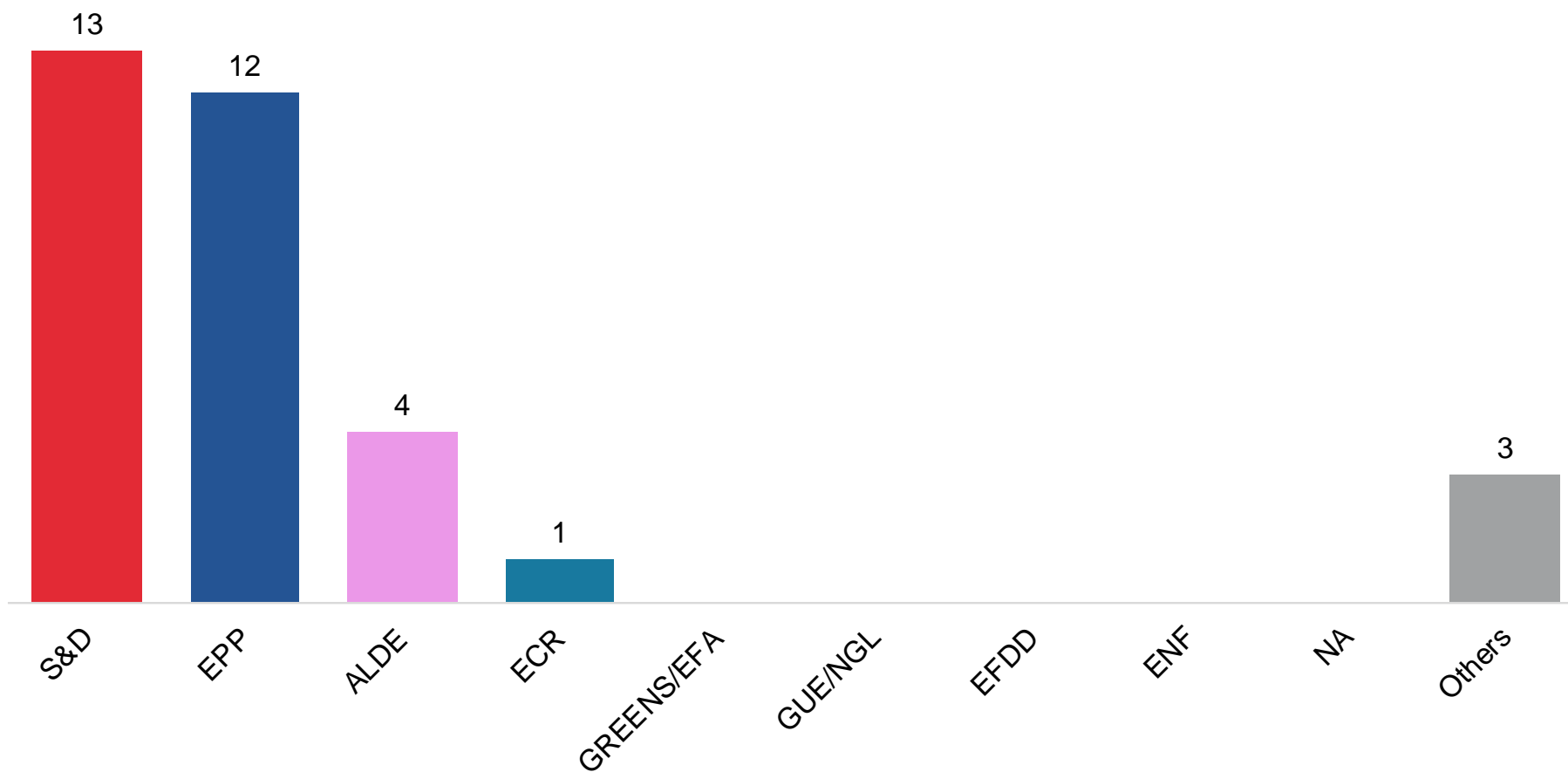
3. Seat projection



ROMANIA

SEATS: 33

27/03/2019



Pro Romania - The projection presumes that 60% of the attributed to this coalition will go to S&D and 40% to ECR.
Alliance 2020 USR PLUS – The projection presumes that 40% of the seats attributed to this alliance will go to the EPP and 60% to “Others”

1. Voting intentions

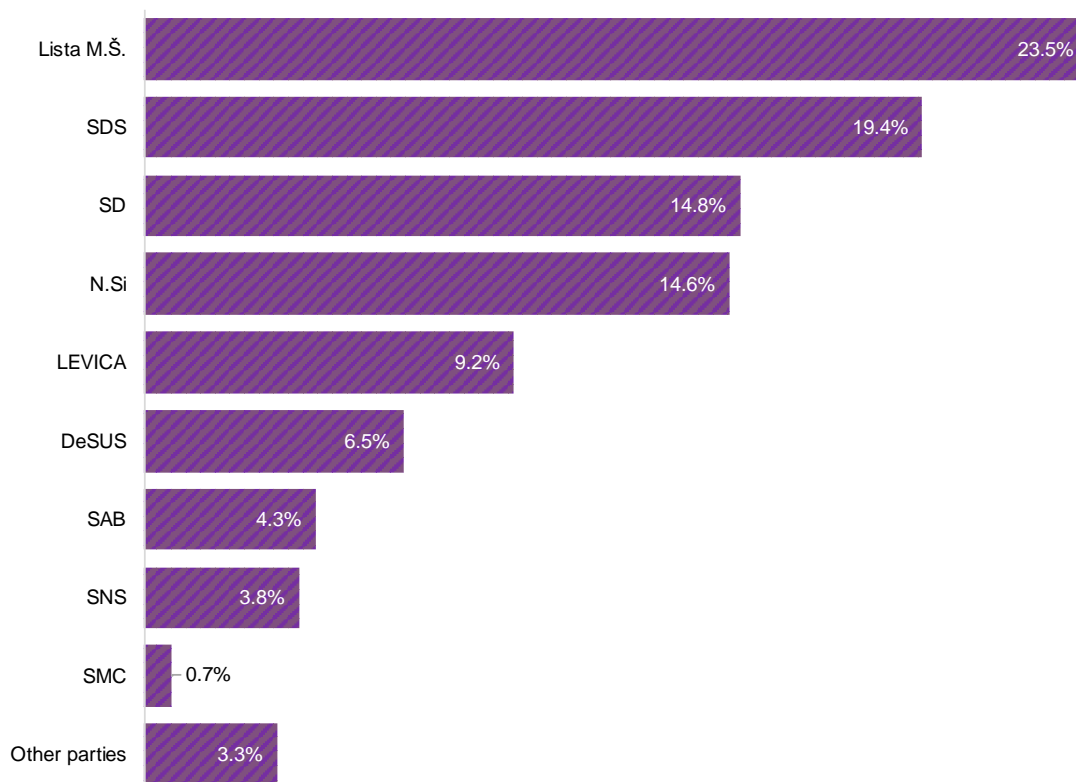


SLOVENIA

Voting intentions

27/03/2019

European Elections poll



Date	Source
17/03/2019	Ninamedia

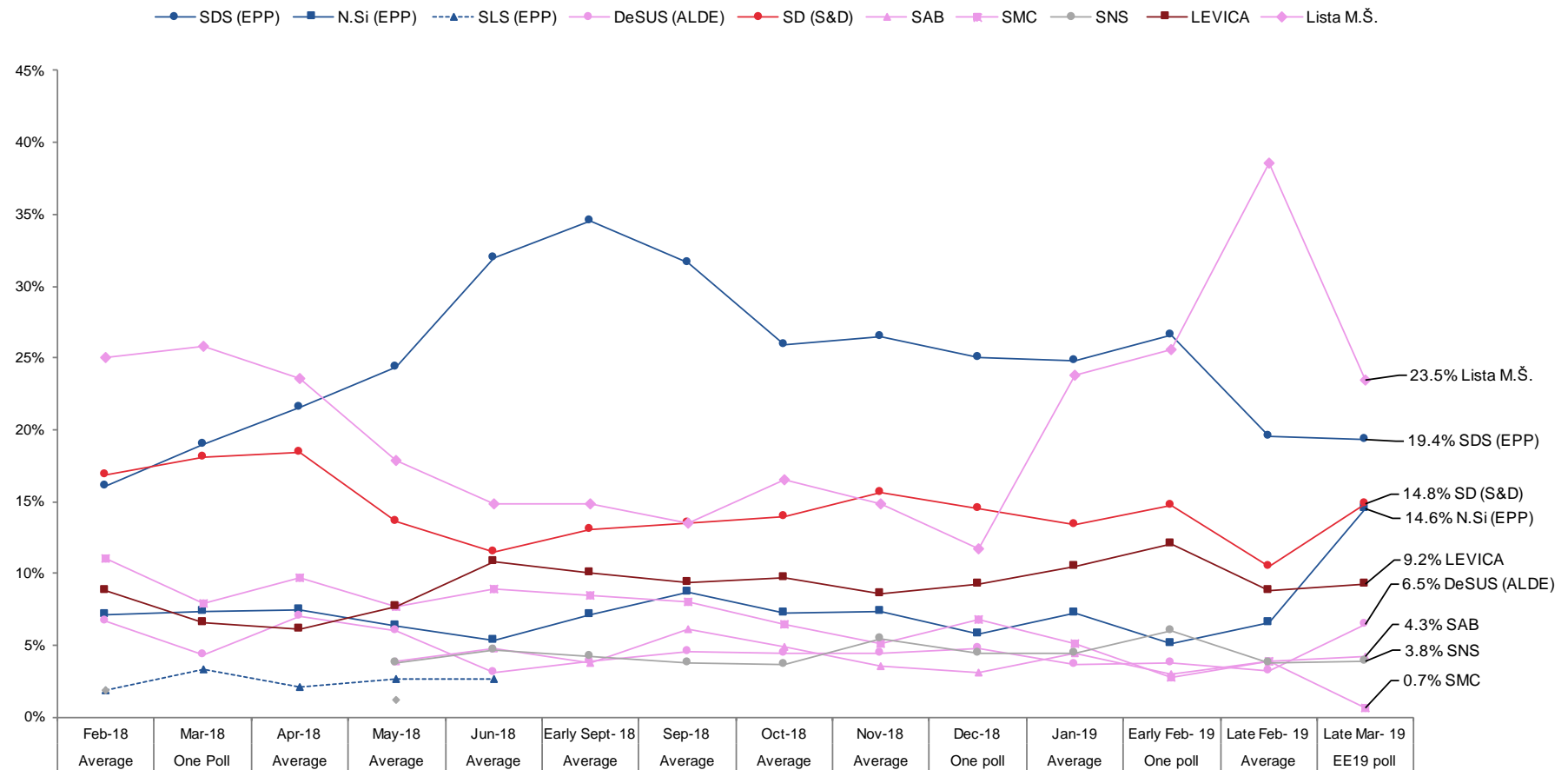
Score	Seat projection	Abbreviation	Party/Coalition/EP group
23.5%	3	Lista M.Š.	Lista Marjana Šarca
19.4%	2	SDS	Slovenska demokratska stranka (EPP)
14.8%	1	SD	Socialni demokrati (S&D)
14.6%	1	N.Si	Nova Slovenija (EPP)
9.2%	1	LEVICA	LEVICA
6.5%	0	DeSUS	Demokratska stranka upokojencev Slovenije (ALDE)
4.3%	0	SAB	Stranka Alenke Bratušek
3.8%	0	SNS	Slovenska Nacionalna Stranka
0.7%	0	SMC	Stranka modernega centra
3.3%	0	Other parties	

2. Voting intentions over time



SLOVENIA

27/03/2019



SMC and SAB – These parties are members of the ALDE party (EGP) but not part of the ALDE group. They do not currently have any seats in the EP.
 LEVICA – This party is a member of the European Left party (EL) but not part of the GUE/NGL group. They do not currently have any seats in the EP.
 LMS – This party joined the ALDE party on 9 November 2018 but it is not a member of the ALDE group. They do not currently have any seats in the EP.

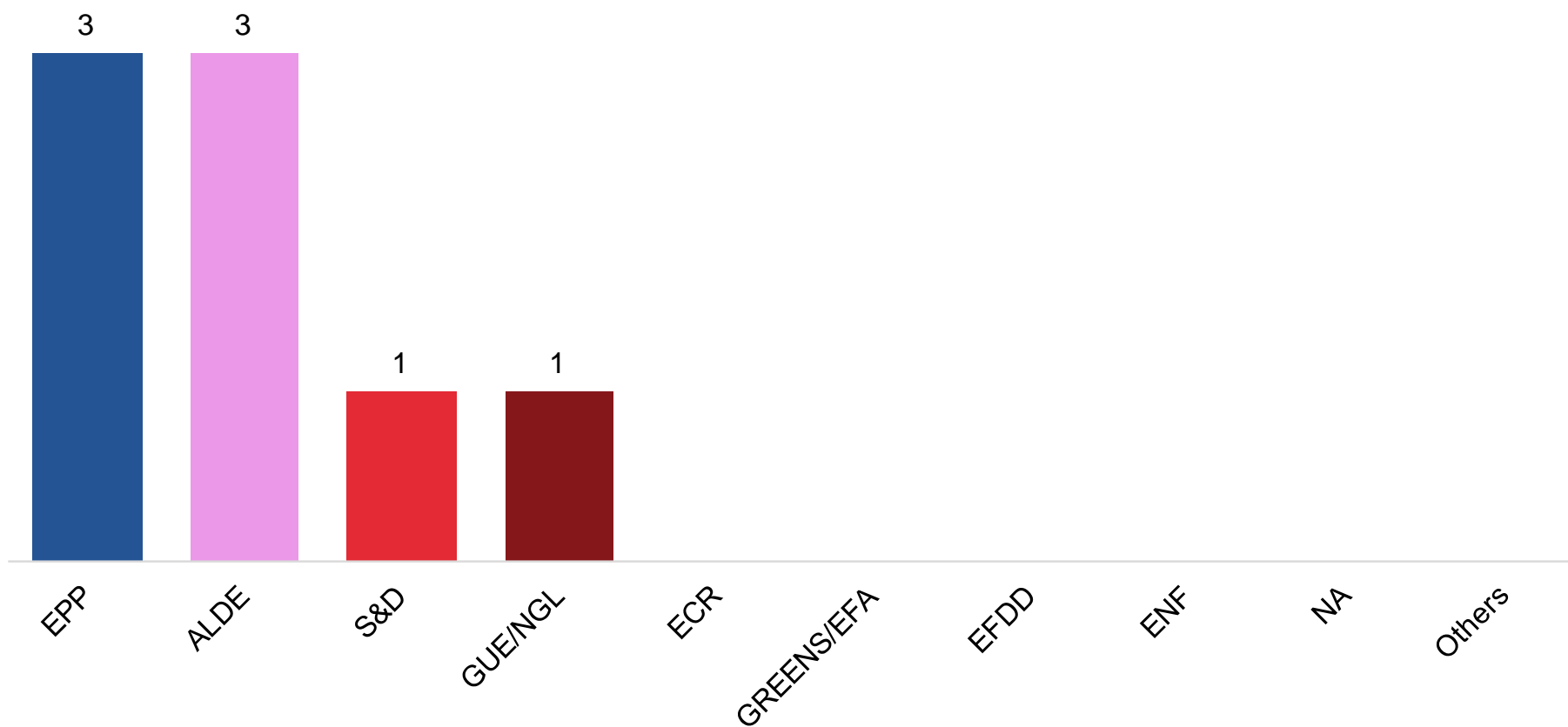
3. Seat projection



SLOVENIA

SEATS: 8

27/03/2019



1. Voting intentions

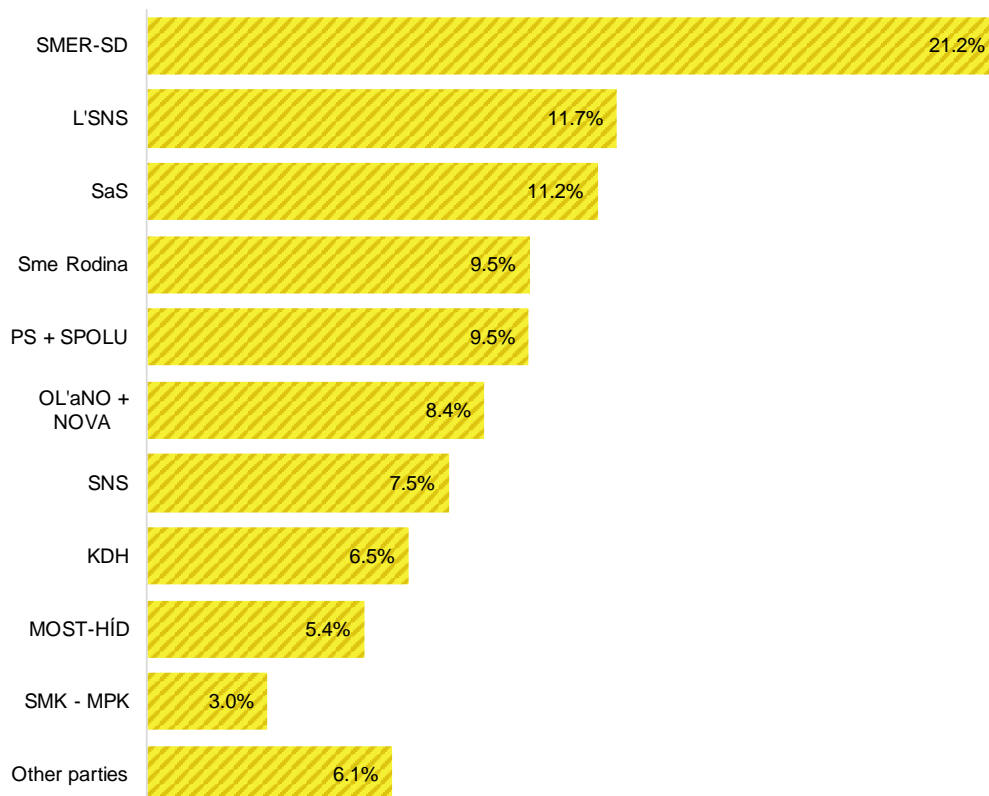


SLOVAKIA

Voting intentions

27/03/2019

Single national poll



Date	Source
28/02/2019	Focus

Score	Seat projection	Abbreviation	Party/Coalition/EP group
21.2%	3	SMER-SD	SMER - Sociálna demokracia (S&D)
11.7%	2	L'SNS	Kotleba – Ľudová strana Naše Slovensko
11.2%	2	SaS	Sloboda a Solidarita (ECR)
9.5%	2	Sme Rodina	Sme Rodina – Boris Kollár
9.5%	1	PS + SPOLU	Progresívne Slovensko + SPOLU – občianska demokracia
8.4%	1	OL'aNO + NOVA	OBYČAJNÍ ĽUDIA a nezávislé osobnosti (ECR) + Nová väčšina - Dohoda (ECR)
7.5%	1	SNS	Slovenská národná strana
6.5%	1	KDH	Kresťanskodemokratické hnutie (EPP)
5.4%	1	MOST-HÍD	Most-Híd (EPP)
3.0%	0	SMK - MPK	Strana maďarskej komunity - Magyar Közösség Pártja (EPP)
6.1%	0	Other parties	

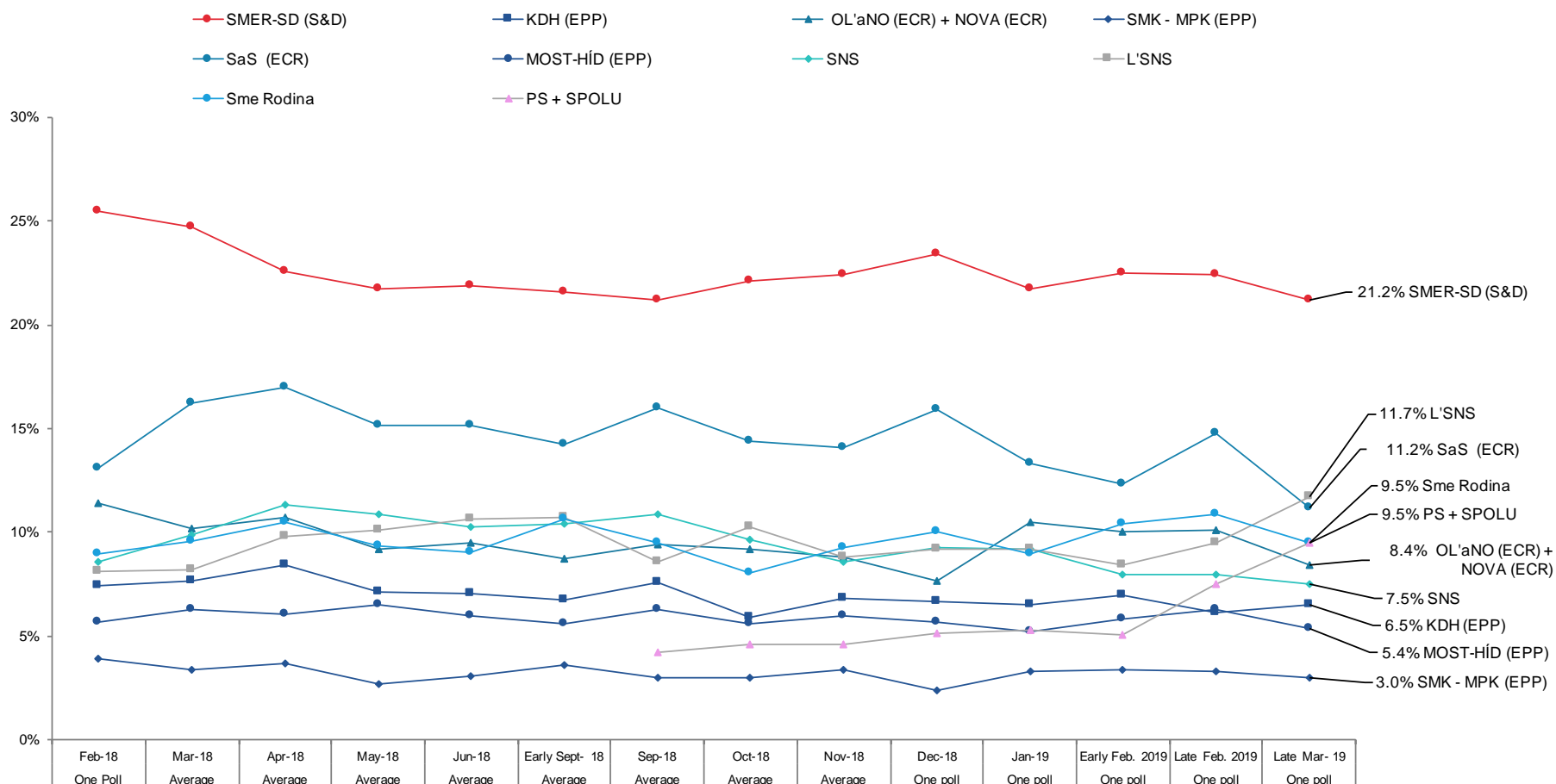
As currently no dedicated European elections voting intentions are available for this country, national voting intentions are used as the best available proxy for understanding the current political situation. The calculations must be understood as a snapshot of the current political situation in the country only and not as a prediction of the actual election results.

2. Voting intentions over time



SLOVAKIA

27/03/2019



SNS – This party is no longer affiliated with EFDD and is now allocated to 'Others'

PS – This party became a member of the ALDE party on 9 November 2018 but it is not a member of the ALDE group. They do not currently have any seats in the EP.

Sme Rodina – This party is now a member of MENF but is not a member of the ENF group. They do not currently have any seats in the EP.

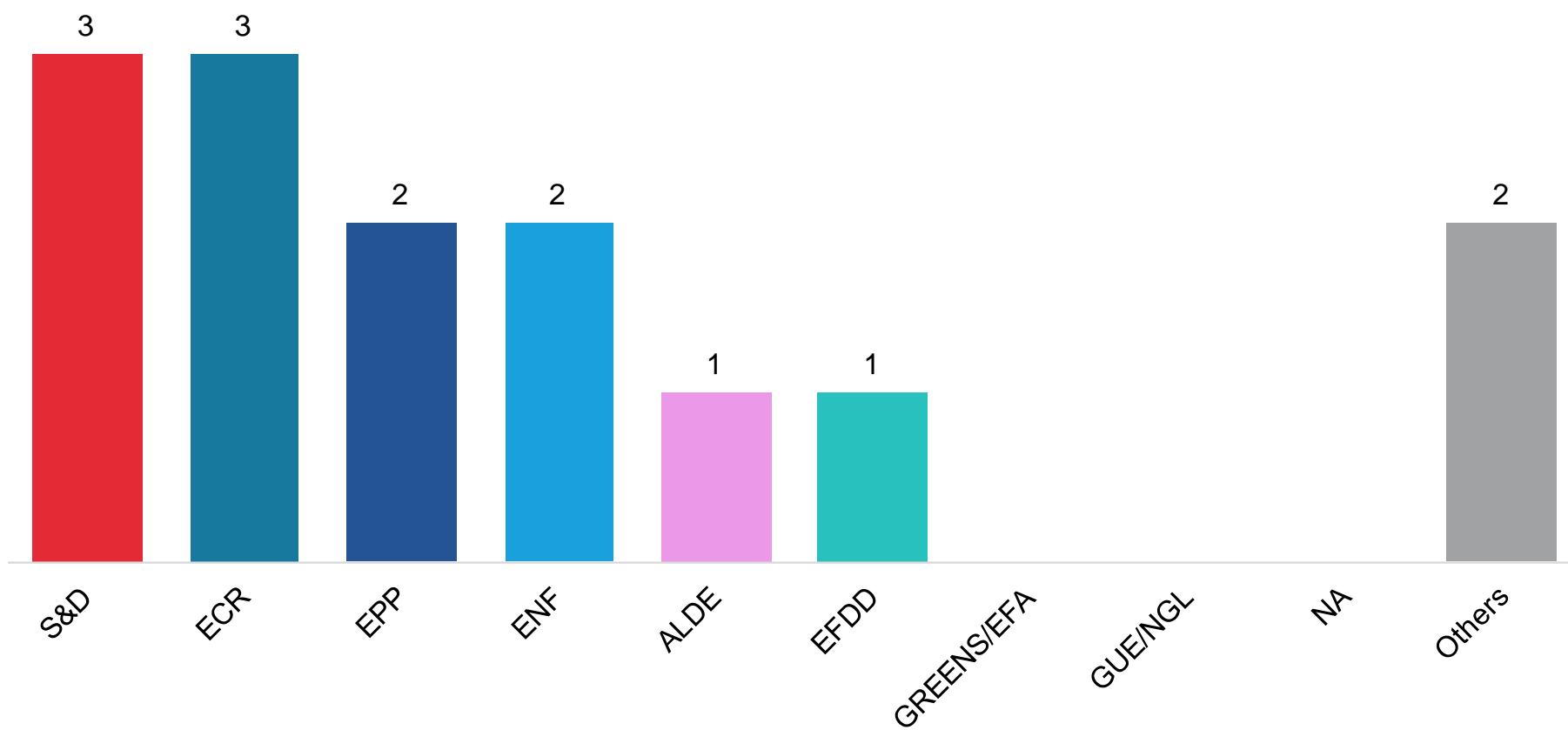
3. Seat projection



SLOVAKIA

SEATS: 14

27/03/2019



1. Voting intentions

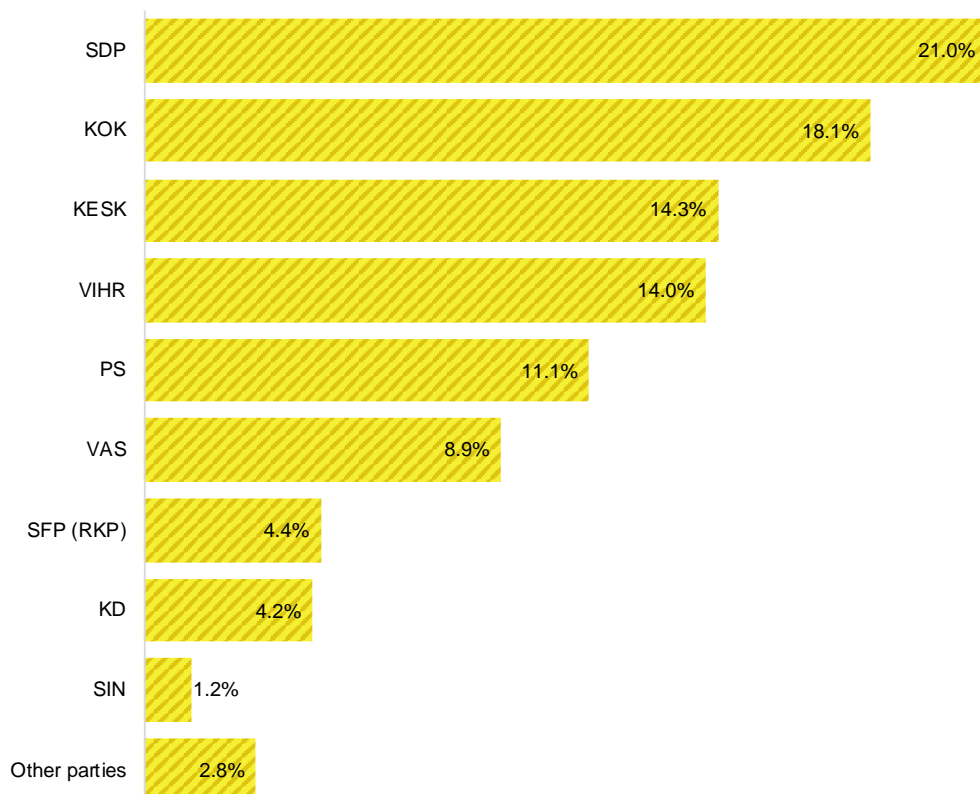


FINLAND

Voting intentions

27/03/2019

Single national poll



Date	Source
20/03/2019	Kantar TNS

Score	Seat projection	Abbreviation	Party/Coalition/EP group
21.0%	4	SDP	Suomen Sosialidemokraattinen Puolue // Finlands socialdemokratiska parti (S&D)
18.1%	3	KOK	Kansallinen Kokoomus // Samlingspartiet (EPP)
14.3%	2	KESK	Suomen Keskusta // Centern i Finland (ALDE)
14.0%	2	VIHR	Vihreä Liitto // Gröna förbundet (Greens/EFA)
11.1%	2	PS	Perussuomalaiset // Sannfinländarna (ECR)
8.9%	1	VAS	Vasemmistoliitto // Vänsterförbundet (GUE/NGL)
4.4%	0	SFP (RKP)	Svenska folkpartiet i Finland - Suomen ruotsalainen kansanpuolue (ALDE)
4.2%	0	KD	Kristillisdemokraatit // Kristdemokraterna
1.2%	0	SIN	Sininen Tulevaisuus // Blå framtid
2.8%	0	Other parties	

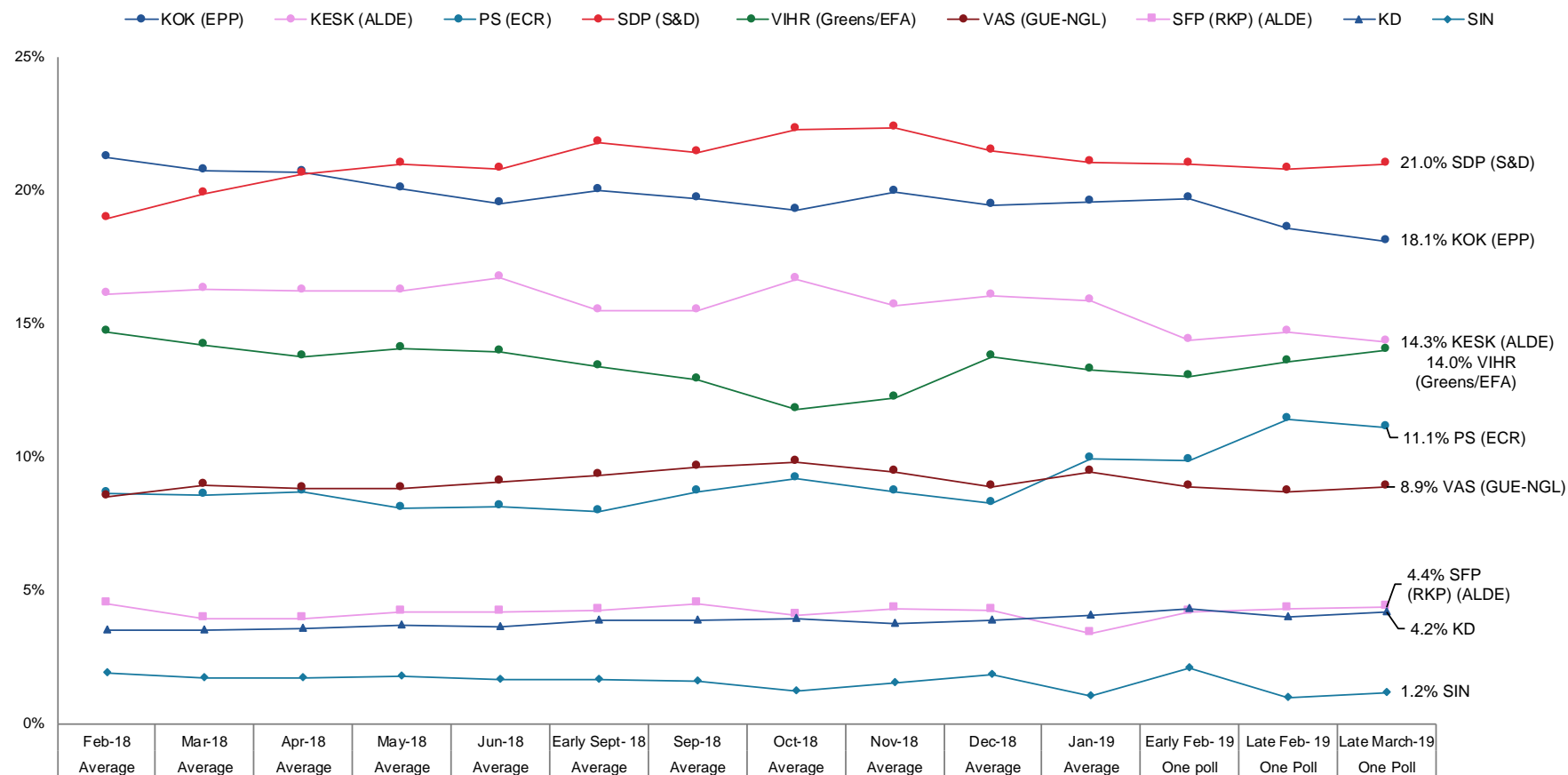
As currently no dedicated European elections voting intentions are available for this country, national voting intentions are used as the best available proxy for understanding the current political situation. The calculations must be understood as a snapshot of the current political situation in the country only and not as a prediction of the actual election results.

2. Voting intentions over time



FINLAND

27/03/2019



KD – This party is a member of the European People’s Party (EPP) but not part of the EPP group. They do not currently have any seats in the EP.

SIN – This party is a member of the Alliance of Conservatives and Reformists in Europe (ACRE) but not part of the ECR group. They do not currently have any seats in the EP.

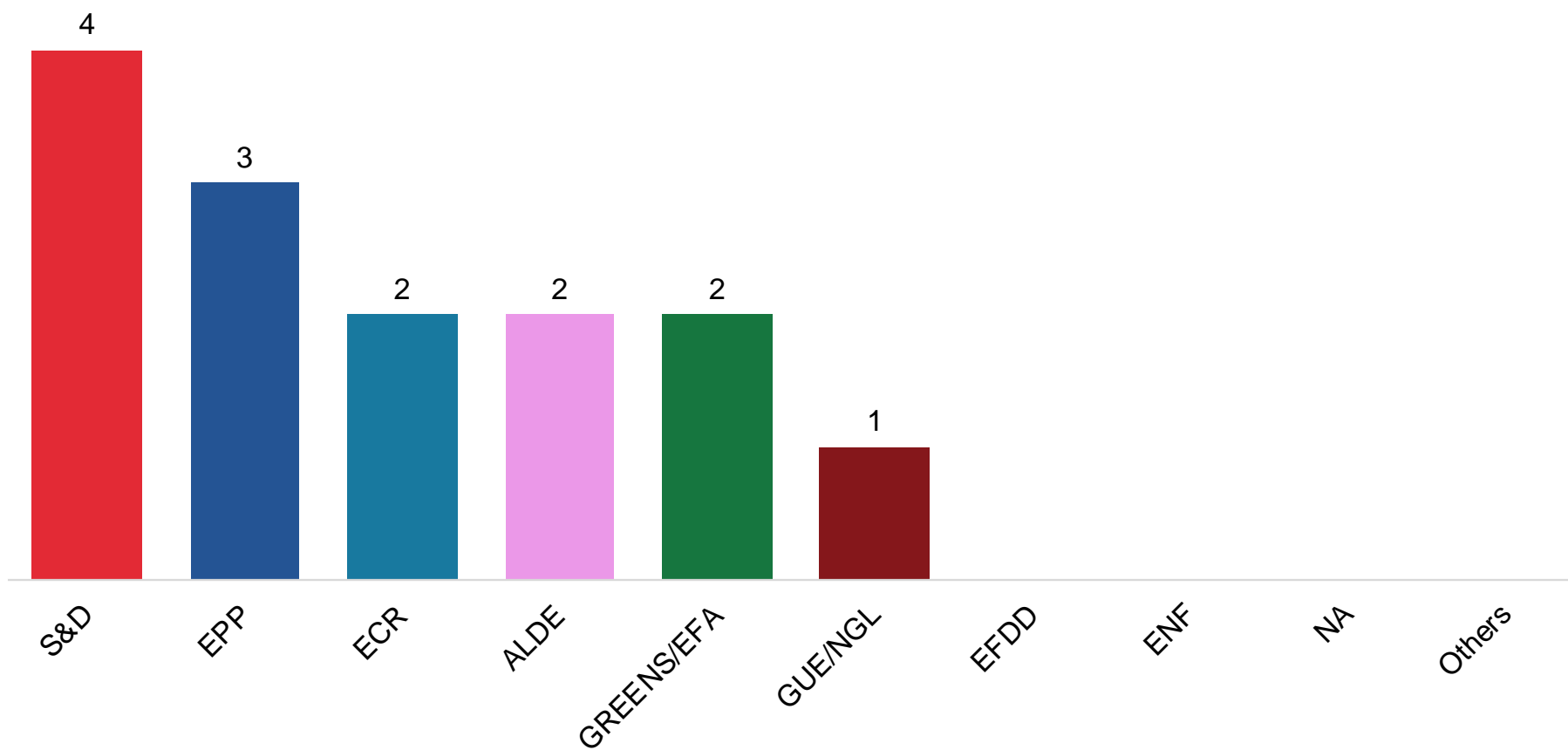
3. Seat projection



FINLAND

SEATS: 14

27/03/2019



1. Voting intentions

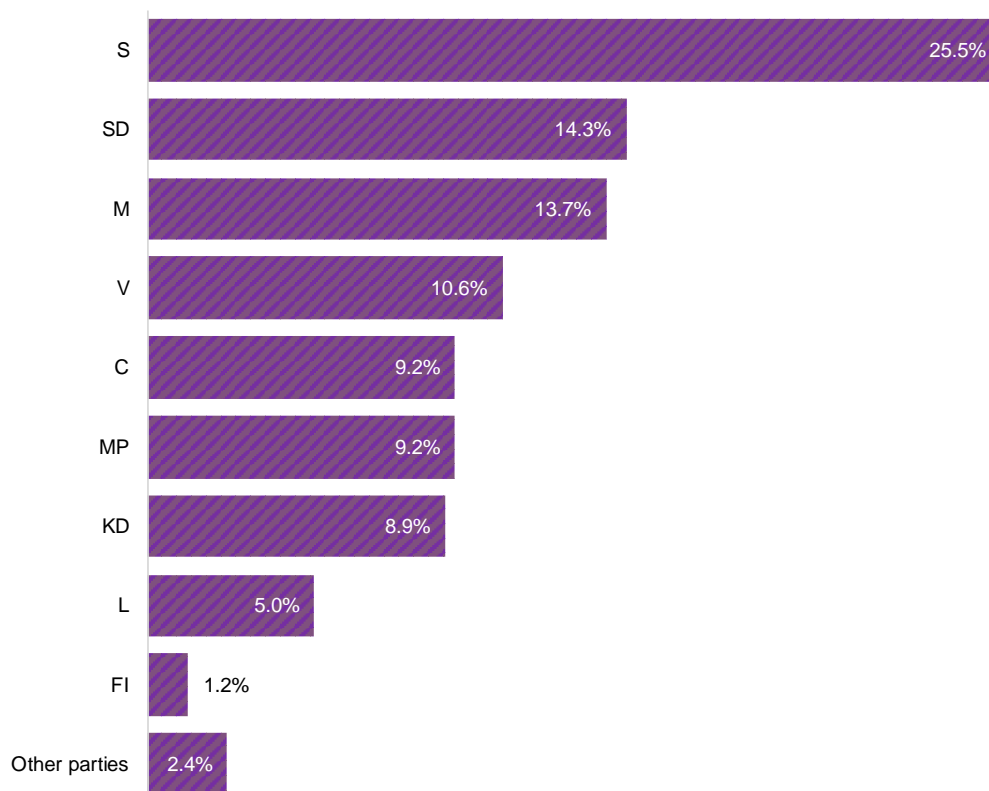


SWEDEN

Voting intentions

27/03/2019

European Elections poll



Date	Source
27/03/2019	Novus

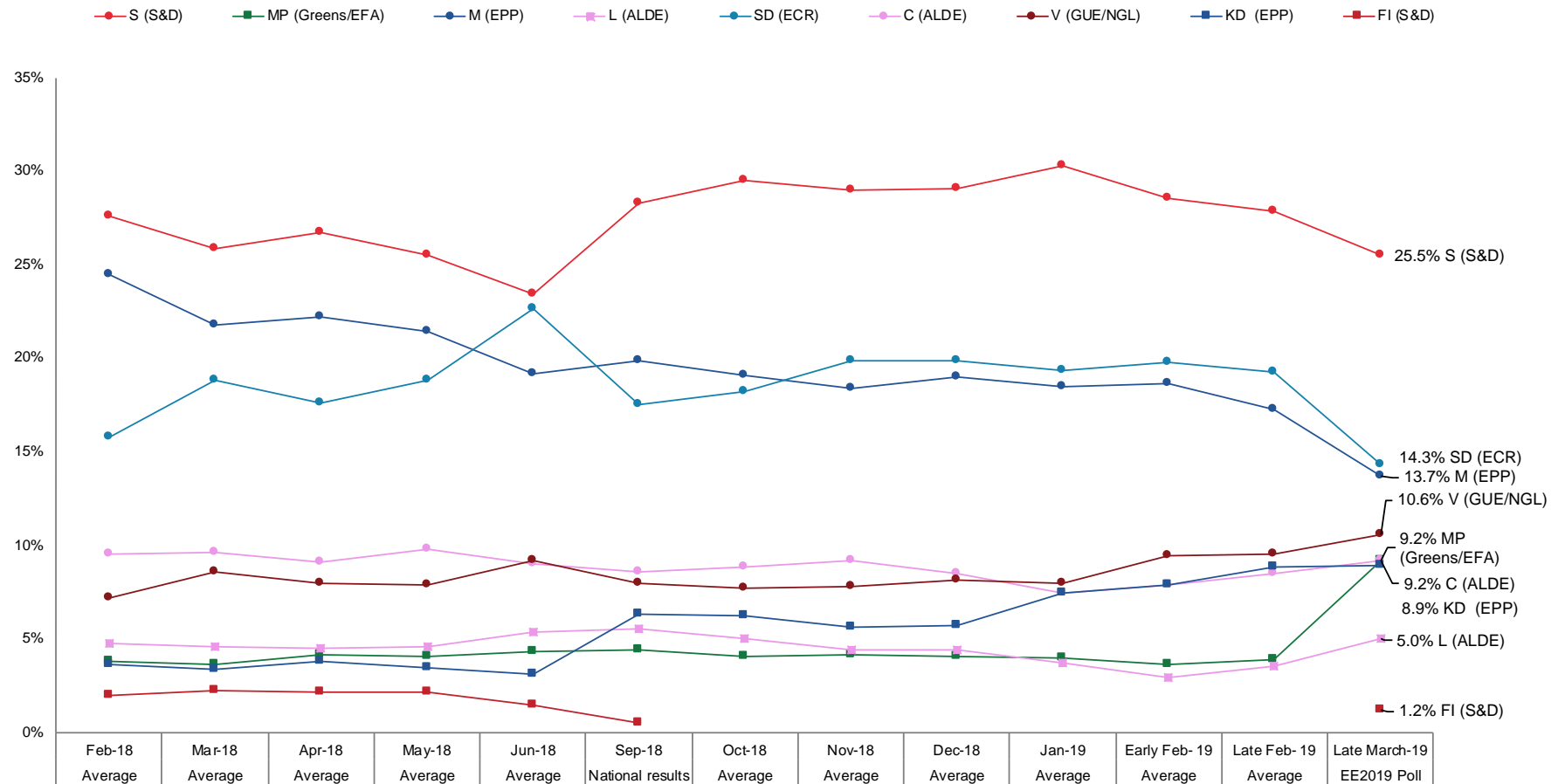
Score	Seat projection	Abbreviation	Party/Coalition/EP group
25.5%	6	S	Socialdemokraterna (S&D)
14.3%	3	SD	Sverigedemokraterna (ECR)
13.7%	3	M	Moderata Samlingspartiet (EPP)
10.6%	2	V	Vänsterpartiet (GUE/NGL)
9.2%	2	C	Centerpartiet (ALDE)
9.2%	2	MP	Miljöpartiet de Gröna (Greens/EFA)
8.9%	2	KD	Kristdemokraterna (EPP)
5.0%	1	L	Liberalerna (Tidigare Folkpartiet) (ALDE)
1.2%	0	FI	Feministiskt Initiativ (S&D)
2.4%	0	Other parties	

2. Voting intentions over time



SWEDEN

27/03/2019



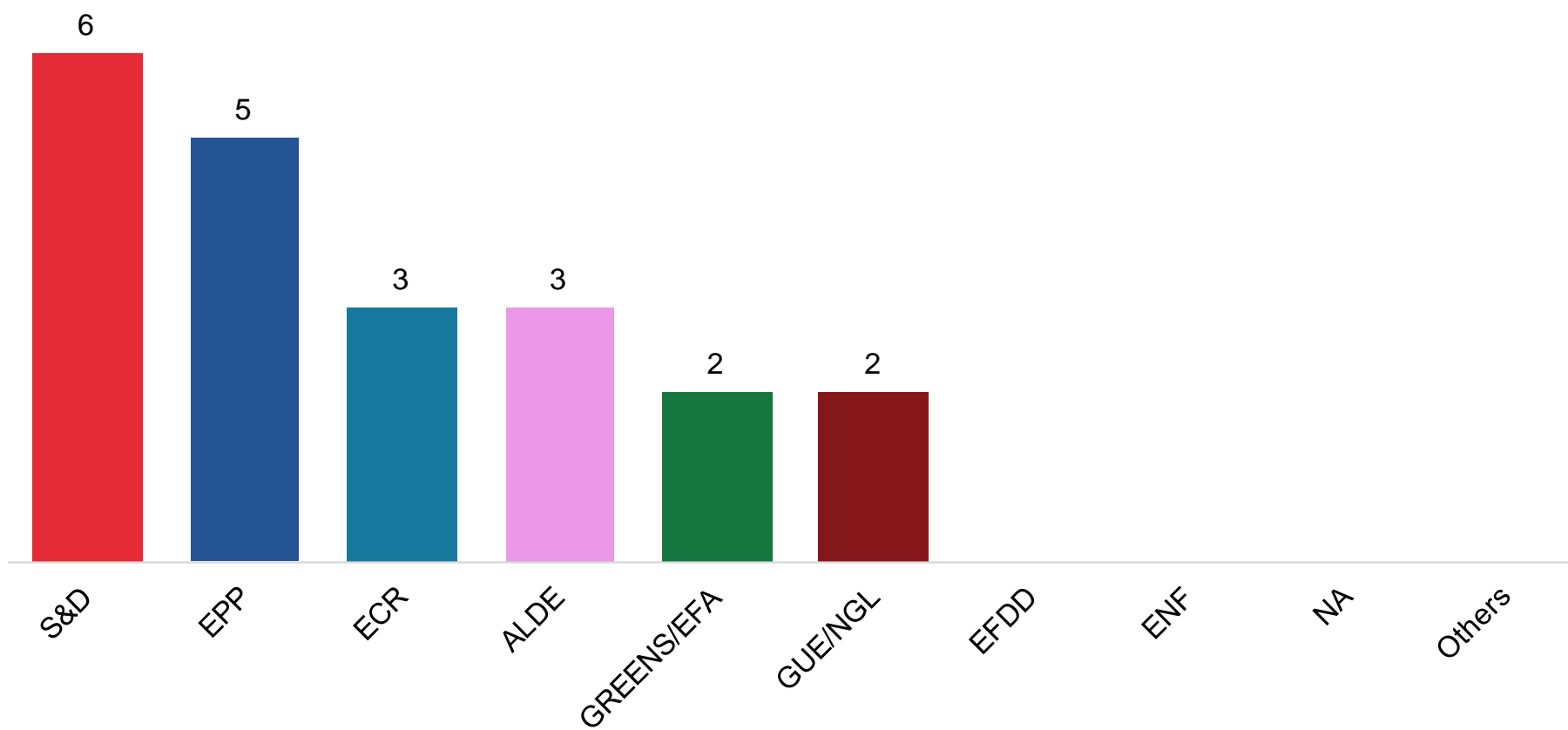
3. Seat projection



SWEDEN

SEATS: 21

27/03/2019



Annex – Voting intention polls used



BELGIUM - Flemish community

Voting intention polls used

Country:	BE		
Voting intentions:	National	CD&V	15.0%
		Groen	15.6%
Polling firm:	Ipsos	N-VA	27.4%
		sp.a	11.0%
FW start date:	05/02/2019	VI.Belang	11.1%
FW end date:	11/02/2019	Open VLD	12.7%
Publication date:	16/02/2019	PVDA+	4.9%
		Other	2.3%
No. interviews:	996		
Mode:	Web		
Sample:	Random		
Margin of error: +/-	3.1%		

<https://www.hln.be/nieuws/binnenland/de-grote-peiling-groen-wordt-tweede-partij-van-vlaanderen~a5c395be/>



BELGIUM - French community

Voting intention polls used

Country:	BE		
Voting intentions:	National	PS	24.3%
		MR	19.4%
Polling firm:	Ipsos	cdH	10.8%
		ECOLO	16.8%
FW start date:	05/02/2019	PTB	10.7%
FW end date:	11/02/2019	DéFI	4.3%
Publication date:	16/02/2019	La Droite	1.6%
		PP	5.4%
No. interviews:	995	Other	6.7%
Mode:	Web		
Sample:	Random		

<https://www.lesoir.be/206986/article/2019-02-15/grand-barometre-la-vague-verte-se-confirme-le-mr-est-en-baisse>



BULGARIA

Voting intention polls used

Country:	BG		
Voting intentions:	European	BSP // БСП	32.0%
		DPS // ДПС	12.8%
Polling firm:	Trend	GERB // ГЕРБ	35.3%
		Attack // Атака	2.4%
FW start date:	06/03/2019	ABV // АБВ	
FW end date:	13/03/2019	DOST // ДОСТ	
Publication date:	22/03/2019	Movement 21 // Движение 21	
		IMRO // ВМРО	4.6%
No. interviews:	1005	Volya // Воля	3.3%
		NFSB // НФСБ	1.8%
Mode:	F2F	Vazrazhdane // Възраждане	
Sample:	Random	Coal DB // Дб (DSB + Yes Bulgaria et	4.6%
		Other	3.1%
Margin of error: +/-	3.1%		

<https://rctrend.bg/project/%d0%bd%d0%b0%d0%b3%d0%bb%d0%b0%d1%81%d0%b8-%d0%bd%d0%b0-%d0%b1%d1%8a%d0%bb%d0%b3%d0%b0%d1%80%d0%b8%d1%82%d0%b5-%d0%ba%d1%8a%d0%bc-%d0%bf%d1%80%d0%b5%d0%b4%d1%81%d1%82%d0%be%d1%8f%d1%89%d0%b8%d1%82/>

Country:	BG		
Voting intentions:	European	BSP // БСП	31.9%
		DPS // ДПС	12.0%
Polling firm:	Sova Harris	GERB // ГЕРБ	39.7%
		Attack // Атака	3.1%
FW start date:	06/03/2019	ABV // АБВ	1.3%
FW end date:	11/03/2019	DOST // ДОСТ	
Publication date:	20/03/2019	Movement 21 // Движение 21	
		IMRO // ВМРО	3.1%
No. interviews:	1000	Volya // Воля	3.4%
		NFSB // НФСБ	1.3%
Mode:	F2F	Vazrazhdane // Възраждане	0.8%
Sample:	Random	Coal DB // Дб (DSB + Yes Bulgaria et	3.3%
		Other	0.0%
Margin of error: +/-	NA		

<https://clubz.bg/80844-sova-haris-7-mandata-za-gerb-6-za-bsp-3-za-dps-edin-pod-vypros>



CZECHIA

Voting intention polls used

Country:	CZ		
Voting intentions:	European	ODS	18.7%
		ČSSD	8.8%
Polling firm:	CVVM	KSČM	9.4%
		KDU–ČSL	4.1%
FW start date:	02/02/2019	STAN + TOP 09	8.8%
FW end date:	13/02/2019	ANO 2011	30.4%
Publication date:	04/03/2019	SZ	
		Piráti	13.5%
No. interviews:	684	Svobodní	
		SPD	5.3%
Mode:	F2F	STAN	
Sample:	Quota	Other	1.2%
Margin of error: +/-	0,5 - 3,3%		

https://cvm.soc.cas.cz/media/com_form2content/documents/c2/a4856/f9/pv190304.pdf



DENMARK

Voting intention polls used

Country:	DK		
Voting intentions:	European	A (S)	26.8%
		B (RV)	8.2%
Polling firm:	Kantar Gallup	C (KF)	4.5%
		F (SF)	7.4%
FW start date:	08/03/2019	O (DF)	14.6%
FW end date:	14/03/2019	I (LA)	3.1%
Publication date:	25/03/2019	V	21.6%
		Ø (EL)	6.4%
No. interviews:	1582	K (KD)	
		Å	2.6%
Mode:	Tel + Web	D (NB)	
Sample:	Quota	N	4.8%
		Other	
Margin of error: +/-	2.0%		

<https://www.berlingske.dk/internationalt/df-kan-miste-halvdelen-af-sine-vaelgere-de-staar-foran-et-eu>



GERMANY

Voting intention polls used

Country:	DE		
Voting intentions:	European	CDU/CSU	35.0%
		SPD	18.0%
Polling firm:	FGW	GRÜNE	18.0%
		DIE LINKE	6.0%
FW start date:	12/03/2019	FDP	7.0%
FW end date:	14/03/2019	PIRATEN	
Publication date:	15/03/2019	AfD	9.0%
		FREIE WÄHLER	
No. interviews:	1290	Tierschutzpartei	
		NPD	
Mode:	Tel	ÖDP	
Sample:	Random	Die PARTEI	
		Other	7.0%

<https://www.zdf.de/politik/politbarometer/akk-mehrheit-zweifelt-an-kanzler-eignung-100.html>

Country:	DE		
Voting intentions:	European	CDU/CSU	32.0%
		SPD	19.0%
Polling firm:	Infratest dimap	GRÜNE	18.0%
		DIE LINKE	7.0%
FW start date:	11/03/2019	FDP	6.0%
FW end date:	13/03/2019	PIRATEN	
Publication date:	14/03/2019	AfD	11.0%
		FREIE WÄHLER	
No. interviews:	1508	Tierschutzpartei	
		NPD	
Mode:	Tel	ÖDP	
Sample:	Random	Die PARTEI	
		Other	7.0%

<https://www.tagesschau.de/inland/deutschlandtrend/index.html>



ESTONIA

Voting intention polls used

Country: EE

Voting intentions: European

Polling firm: Kantar Emor

FW start date: 14/03/2019

FW end date: 21/03/2019

Publication date: 26/03/2019

No. interviews: 1214

Mode: Web

Sample: Random + quota

Margin of error: +/- 2.6%

RE 31.9%

KE 16.9%

I 7.0%

SDE 11.0%

EER 3.0%

EKRE 17.9%

EVA 0.3%

Eesti 200 10.0%

Elurikkuse erakond 2.0%

Other

https://poliitika.postimees.ee/6553777/langus-jatkub-keskerakond-kukkus-kolmandale-kohale?_ga=2.192778474.1958180884.1553505757-987638021.1539001843

Country: EE

Voting intentions: European

Polling firm: Turu-uuringud AS

FW start date: 05/03/2019

FW end date: 18/03/2019

Publication date: 22/03/2019

No. interviews: 1004

Mode: F2F

Sample: Random + quota

Margin of error: +/- 3.1%

RE 27.0%

KE 24.0%

I 11.0%

SDE 9.0%

EER 1.0%

EKRE 21.0%

EVA

Eesti 200 5.0%

Elurikkuse erakond 1.0%

Other 1.0%

<https://www.err.ee/922473/uuring-lubab-reformierakonnale-ka-euoparlamendi-valimistel-kindlat-voitu>
<https://www.postimees.ee/6551117/reformierakonna-edu-pusib-ka-parast-valimisi>



IRELAND

Voting intention polls used

Country:	IE		
Voting intentions:	National	FF	25.0%
Polling firm:	B&A	FG	31.0%
FW start date:	28/02/2019	LAB	5.0%
FW end date:	12/03/2019	GP	3.0%
Publication date:	16/03/2019	SF	19.0%
No. interviews:	930	Independents (incl. IA)	14.0%
Mode:	F2F	SD	0.0%
Sample:	Quota	S-PBP	1.0%
		Other	2.0%

<https://www.rte.ie/news/politics/2019/0316/1036878-opinion-poll-politics/>

Country:	IE		
Voting intentions:	National	FF	23.8%
Polling firm:	Ipsos MRBI	FG	29.7%
FW start date:	04/03/2019	LAB	5.9%
FW end date:	05/03/2019	GP	2.0%
Publication date:	07/03/2019	SF	20.8%
No. interviews:	1200	Independents (incl. IA)	12.9%
Mode:	F2F	SD	1.0%
Sample:	Quota	S-PBP	2.0%
		Other	2.0%

<https://www.irishtimes.com/news/politics/irish-times-poll-varadkar-s-approval-rating-slumps-to-lowest-level-1.3816907>



GREECE

Voting intention polls used

Country:	EL		
Voting intentions:	European	N.D. // Ν.Δ.	36.1%
		Coal. KINAL // ΚΙΝΑΛ (ΠΑ.ΣΟ.Κ. + ΔΙ.ΣΙ. + ΚΙ.ΔΙ.ΣΟ.)	7.7%
Polling firm:	Metron analysis	K.K.E. // Κ.Κ.Ε.	6.4%
		SY.RIZ.A. // ΣΥ.ΡΙΖ.Α.	23.9%
FW start date:	18/03/2019	X.A. // Χ.Α.	7.1%
FW end date:	20/03/2019	AN.EL. // ΑΝ.ΕΛ.	1.5%
Publication date:	23/03/2019	E.K. // Ε.Κ.	1.5%
		LA.E. // ΛΑ.Ε.	1.6%
No. interviews:	1204	E.L. // Ε.Λ.	
		To Potami // Το Ποτάμι	2.0%
Mode:	Tel	Plefsi Eleftherias // Πλεύση Ελευθερίας	
Sample:	Random	ANT.AR.SY.A. // ΑΝΤ.ΑΡ.ΣΥ.Α.	
		Laos	1.6%
Margin of error: +/-	Missing	MeRa 25	1.5%
		Ecologist greens	3.1%
		Other	6.1%

<https://www.tovima.gr/2019/03/23/politics/dimoskopisi-metron-analysis-xanei-me-diafora-o-tsipras-kai-to-stoixima-ton-eyroeklogon/>



SPAIN

Voting intention polls used

Country:	ES		
Voting intentions:	European	PSOE	28.8%
Polling firm:	Sigma Dos	PP	20.3%
FW start date:	25/02/2019	Coal. UP (Podemos + IU et al.)	15.6%
FW end date:	28/02/2019	EAJ-PNV	1.4%
Publication date:	07/03/2019		
No. interviews:	1000	EH Bildu	0.0%
Mode:	Tel	C's	15.1%
Sample:	Random	PDeCAT	1.0%
Margin of error: +/-	3.2%	Vox	8.4%
		Other	4.8%
		Coal. ERC + Bildu + BNG	4.6%
		New party #2	

<https://www.elmundo.es/internacional/2019/03/07/5c8019ddfc6c83460e8b45c3.html>



FRANCE

Voting intention polls used

Country:	FR		
Voting intentions:	European	FI	7.5%
Polling firm:	BVA	PS + PRG	5.0%
FW start date:	20/03/2019	EELV	8.5%
FW end date:	21/03/2019	LR	12.0%
Publication date:	25/03/2019	RN	21.0%
No. interviews:	1398	DLF	5.0%
Mode:	Online	LREM + MoDem	24.0%
Sample:	Quota	PCF	2.0%
Margin of error: +/-	3.1%	LP	1.0%
		UDI	1.5%
		Generation.s	4.0%
		Mouvement des "Gilets jaunes"	3.0%
		Other	5.5%

<https://staticswww.bva-group.com/wp-content/uploads/2019/03/Intentions-de-vote-aux-%C3%A9lections-europ%C3%A9ennes-BVA-Orange-La-Tribune-Europe-1-Mars-2019.pdf>

Country:	FR		
Voting intentions:	European	FI	8.5%
Polling firm:	IFOP	PS + PRG + PP	5.0%
FW start date:	21/03/2019	EELV	7.5%
FW end date:	25/03/2019	LR	14.0%
Publication date:	25/03/2019	RN	20.0%
No. interviews:	1409	DLF	4.5%
Mode:	Online	LREM + MoDem	22.0%
Sample:	Quota	PCF	2.0%
Margin of error: +/-	1.0%	LP	0.5%
		UDI	2.0%
		Generation.s	3.0%
		Mouvement des "Gilets jaunes"	5.5%
		Other	5.5%

https://dataviz.ifop.com/IFOP_ROLLING_EUROPE/TELECHARGEMENT/IFOP_EURO-ROLLING_2019-03-15.pdf



FRANCE

Voting intention polls used

Country:	FR		
Voting intentions:	European	FI	7.5%
Polling firm:	Ipsos	PS + PRG	6.5%
FW start date:	15/03/2019	EELV	8.0%
FW end date:	21/03/2019	LR	12.0%
Publication date:	25/03/2019	RN	21.0%
No. interviews:	10,049	DLF	4.5%
Mode:	Online	LREM + MoDem	23.5%
Sample:	Quota	PCF	2.0%
Margin of error: +/-	1.0%	LP	0.5%
		UDI	2.0%
		Generation.s	4.0%
		Mouvement des "Gilets jaunes"	2.5%
		Other	6.0%

https://www.ipsos.com/sites/default/files/ct/news/documents/2019-03/rapport_ipsos_enquete_electorale_mars_2019.pdf

Country:	FR		
Voting intentions:	European	FI	8.0%
Polling firm:	Harris Interactive	PS + PRG + PP	7.0%
FW start date:	22/03/2019	EELV	7.0%
FW end date:	23/03/2019	LR	13.0%
Publication date:	24/03/2019	RN	21.5%
No. interviews:	1068	DLF	5.0%
Mode:	Online	LREM + MoDem	23.0%
Sample:	Quota	PCF	1.5%
Margin of error: +/-	1.0%	LP	1.0%
		UDI	2.0%
		Generation.s	2.5%
		Mouvement des "Gilets jaunes"	3.0%
		Other	5.5%

https://harris-interactive.fr/opinion_polls/barometre-des-elections-europeennes-le-pouls-de-la-campagne-vague-3/



CROATIA

Voting intention polls used

Country:	HR		
Voting intentions:	European	HDZ	30.2%
Polling firm:	Promocija Plus	SDP	18.3%
FW start date:	13/03/2019	HNS	2.6%
FW end date:	18/03/2019	MOST	7.2%
Publication date:	21/03/2019	PAMETNO	2.9%
No. interviews:	1400	ŽIVI ZID	10.4%
Mode:	Tel	Bandić Milan 365	4.0%
Sample:	Random	NHR	4.8%
Margin of error: +/-	3.0%	START	4.6%
		Amsterdam coalition (GLAS, HSS, IDS, PGS, HSU)	9.4%
		Other	5.7%

<https://dnevnik.hr/vijesti/hrvatska/crobarometar-koga-bi-birali-gradjani-da-su-danas-izbori-za-europski-parlament--554611.html>

Country:	HR		
Voting intentions:	European	HDZ	31.3%
Polling firm:	Ipsos	SDP	20.1%
FW start date:	01/03/2019	HNS	
FW end date:	20/03/2019	MOST	6.5%
Publication date:	27/03/2019	PAMETNO	
No. interviews:	983	ŽIVI ZID	10.0%
Mode:	Tel	Bandić Milan 365	4.2%
Sample:	Random	NHR	
Margin of error: +/-	3.0%	START	4.4%
		Amsterdam coalition (GLAS, HSS, IDS, PGS, HSU)	5.9%
		Other	17.6%

<https://vijesti.hrt.hr/497950/hrejting-tko-bi-i-koliko-mandata-mogao-osvojiti-na-izborima-za-eu-parlament>



ITALY

Voting intention polls used

Country:	IT		
Voting intentions:	European	LEGA	33.4%
Polling firm:	SWG spa	PD	21.0%
FW start date:	20/03/2019	FI	8.7%
FW end date:	25/03/2019	FdI	4.7%
Publication date:	25/03/2019	M5S	21.3%
No. interviews:	1,500	+Europa	2.9%
Mode:	F2F, Tel + Web	PaP	2.2%
Sample:	Quota	Articolo 1 - MDP	
Margin of error: +/-	2.5%	Other	5.8%

<http://www.sondaggipoliticoelettorali.it/GestioneSondaggio.aspx>

Country:	IT		
Voting intentions:	European	LEGA	30.9%
Polling firm:	EMG Acqua	PD	21.0%
FW start date:	19/03/2019	FI	10.0%
FW end date:	19/03/2019	FdI	4.8%
Publication date:	22/03/2019	M5S	23.4%
No. interviews:	500	+Europa	3.0%
Mode:	Tel	PaP	1.6%
Sample:	Random	Articolo 1 - MDP	
Margin of error: +/-	2.0%	Other	5.3%

<http://www.sondaggipoliticoelettorali.it/GestioneSondaggio.aspx>



ITALY

Voting intention polls used

Country:	IT		
Voting intentions:	European	LEGA	33.1%
Polling firm:	Euromedia Research	PD	20.7%
FW start date:	20/03/2019	FI	11.4%
FW end date:	21/03/2019	FdI	4.7%
Publication date:	21/03/2019	M5S	19.8%
No. interviews:	800	+Europa	3.6%
Mode:	Tel + Web	PaP	
Sample:	Random	Articolo 1 - MDP	1.5%
Margin of error: +/-	3.5%	Other	5.2%

<http://www.sondaggipoliticoelettorali.it/GestioneSondaggio.aspx>

Country:	IT		
Voting intentions:	European	LEGA	33.9%
Polling firm:	SWG spa	PD	21.1%
FW start date:	13/03/2019	FI	8.6%
FW end date:	18/03/2019	FdI	4.4%
Publication date:	18/03/2019	M5S	21.0%
No. interviews:	1,500	+Europa	3.0%
Mode:	Tel + Web	PaP	2.0%
Sample:	Random	Articolo 1 - MDP	n.d.
Margin of error: +/-	2.5%	Other	6.0%

<http://www.sondaggipoliticoelettorali.it/GestioneSondaggio.aspx>



ITALY

Voting intention polls used

Country:	IT		
Voting intentions:	European	LEGA	33.0%
		PD	21.2%
Polling firm:	Sondaggi Bidimedia - Bi3	FI	9.7%
		Fdl	4.1%
FW start date:	16/03/2019	M5S	21.1%
FW end date:	20/03/2019	+Europa	2.7%
Publication date:	24/03/2019	PaP	
		Articolo 1 - MDP	
No. interviews:	1,245	Other	8.2%
Mode:	Web		
Sample:	Quota		
Margin of error: +/-	2.8%		

<http://www.sondaggipoliticoelettorali.it/GestioneSondaggio.aspx>



CYPRUS

Voting intention polls used

Country:	CY		
Voting intentions:	European	DI.SY.	33.0%
		A.K.E.L.	25.7%
Polling firm:	Prime consulting	DI.KO.	14.7%
		K.A.	
FW start date:	08/03/2019	EDEK	7.3%
FW end date:	15/03/2019	E.L.A.M.	8.3%
Publication date:	18/03/2019		
		Symmaxia Politon + KOSP	3.7%
No. interviews:	900	DE.PA	1.8%
		Other	5.5%
Mode:	Tel		
Sample:	Random		
Margin of error: +/-	3.2%		

<http://www.sigmalive.com/news/politics/euroekloges/559660/dimoskopisi-sigma-megalo-ntermpi-gia-tin-4i-thesi-protos-o-disy>



LATVIA

Voting intention polls used

Country:	LV		
Voting intentions:	European	Coal. JV (V. et al.)	26.8%
		Coal. NA (TB/LNNK + VL!)	13.4%
Polling firm:	Latvijas Fakti	SDPS	20.7%
		Coal. ZZS (LZS + LZP)	14.6%
FW start date:	03/08/2019	NSL	
FW end date:	18/03/2019	LRA	4.9%
Publication date:	25/03/2019	KPV LV	
		JKP	4.9%
No. interviews:	907	Coal. AP! (Par! + Latvijas attīstībai et al.)	9.8%
		LKS	4.9%
Mode:	F2F	Rīcības partija	
Sample:	Random + quota	Progresīvie	
		Latvijas centriskā partija	
Margin of error: +/-	unknown	LSDSP/KDS/GKL	
		Latviešu Nacionālisti	
		Par Alternatīvu	
		Other	

<http://www.latvianfacts.lv/aktu%C4%81lie-p%C4%93t%C4%ABjumi/study/r%C4%81d%C4%ABt/5>



LITHUANIA

Voting intention polls used

Country:	LT		
Voting intentions:	National	DP	8.0%
		LLRA-KŠS (AWPL)	3.5%
Polling firm:	Vilmorus	LRLS	4.7%
		LSDP	12.9%
FW start date:	07/03/2019	LVŽS	28.1%
FW end date:	15/03/2019	TT	7.3%
Publication date:	24/03/2019	TS-LKD	24.7%
		LCP	3.2%
No. interviews:	1022	LSDDP	6.2%
		Other	1.5%
Mode:	F2F		
Sample:	Random		
Margin of error: +/-	Missing		

<http://www.vilmorus.lt/index.php?mact=News.cntnt01.detail.0&cntnt01articleid=6&cntnt01returnid=20>



LUXEMBOURG

Voting intention polls used

Country: LU

Election: National

Election date: 14/10/2018

Déi Gréng	15.1%
LSAP	17.6%
DP	16.9%
Déi Lénk	5.5%
CSV	28.3%
ADR	8.3%
Piraten	6.5%
KPL	1.3%
Demokratie	0.3%
Déi Konservativ	0.3%
Other	0.0%

<https://elections.public.lu/fr.html>



HUNGARY

Voting intention polls used

Country:	HU		
Voting intentions:	European	DK	6.0%
		Coal. FIDESZ+KDNP	52.0%
Polling firm:	NÉPSZAVA/Publicus	JOBBIK	16.0%
		LMP	3.0%
FW start date:	13/03/2019	MKKP	
FW end date:	20/03/2019	Momentum	6.0%
Publication date:	27/03/2019	Coal. MSZP + Párbeszéd	15.0%
		Mi hazánk	
No. interviews:	1001	Other	2.0%
Mode:	Tel		
Sample:	Random		
Margin of error: +/-	3.1%		

<https://publicus.hu/blog/partok-orszaggyulesi-es-ep-tamogatottsaga-2019-marcius/>



MALTA

Voting intention polls used

Country:	MT		
Voting intentions:	European	PN	39.4%
		PL	58.0%
Polling firm:	MISCO Intl Ltd	AD	1.3%
		PD	1.3%
FW start date:	11/03/2019	Other	
FW end date:	16/03/2019		
Publication date:	Not published		
No. interviews:	500		
Mode:	Tel		
Sample:	Random		
Margin of error: +/-	5.0%		

Not published



NETHERLANDS

Voting intention polls used

Country:	NL		
Voting intentions:	National	CDA	9.0%
Polling firm:	Kantar	PvdA	7.3%
FW start date:	14/03/2019	SP	8.8%
FW end date:	17/03/2019	VVD	16.9%
Publication date:	18/03/2019	GL	8.3%
No. interviews:	979	PVV	8.5%
Mode:	Web	D66	8.1%
Sample:	Random	PvdD	3.8%
Margin of error: +/-	2.5%	CU	5.4%
		SGP	2.9%
		50+	3.8%
		DENK	2.9%
		FvD	11.7%
		Other	2.6%

<http://origin.tns-global.com/Multimedia/NL/politiekepeilingen/#/pages/peilingen>

Country:	NL		
Voting intentions:	National	CDA	9.6%
Polling firm:	I & O	PvdA	6.8%
FW start date:	08/03/2019	SP	9.6%
FW end date:	12/03/2019	VVD	15.8%
Publication date:	14/03/2019	GL	12.0%
No. interviews:	2084	PVV	10.0%
Mode:	Web	D66	7.1%
Sample:	Random	PvdD	3.6%
Margin of error: +/-	1.5%	CU	5.5%
		SGP	2.1%
		50+	3.8%
		DENK	2.3%
		FvD	11.5%
		Other	0.3%

<https://ioresearch.nl/Home/Nieuws/meerderheid-coalitie-in-eerste-kamer-ver-weg#.XI-OqyJKi70>



AUSTRIA

Voting intention polls used

Country:	AT		
Voting intentions:	European	SPÖ	26.0%
		ÖVP	28.0%
Polling firm:	Research Affairs	FPÖ	23.0%
		Grüne	8.0%
FW start date:	14/03/2019	Neos	8.0%
FW end date:	20/03/2019	JETZT	3.0%
Publication date:	23/03/2019	Other	4.0%
No. interviews:	1.002		
Mode:	Web		
Sample:	Quota		
Margin of error: +/-	3.1%		

<https://neuwal.com/wahlumfragen/wahlumfrage.php?uid=1489>



POLAND

Voting intention polls used

Country:	PL		
Voting intentions:	European	SLD	
Polling firm:	IBRiS	PO	
FW start date:	24/03/2019	PSL	
FW end date:	24/03/2019	PiS list	32.3%
Publication date:	25/03/2019	Coal. Propolska (Wolność + RN)	3.9%
No. interviews:	1100	Razem	
Mode:	Tel	.N	
Sample:	Quota	Kukiz'15	4.8%
Margin of error: +/-	NA	Teraz!	
		Wiosna	6.4%
		Koalicja Europejska (PO, .N, SLD, PSL, Partia Zieloni)	41.2%
		Polska Fair Play	2.4%
		Ruch Prawdziwa Europa	
		Lewica Razem	3.3%
		Other	5.7%

<https://wiadomosci.radiozet.pl/Polska/Sondaz-IBRiS-dla-Radia-ZET.-Koalicja-Europejska-wygrywa-wybory-do-PE-w-okregu-warszawskim>

Country:	PL		
Voting intentions:	European	SLD	
Polling firm:	Estymator	PO	
FW start date:	20/03/2019	PSL	
FW end date:	21/03/2019	PiS list	42.2%
Publication date:	24/03/2019	Coal. Propolska (Wolność + RN)	3.4%
No. interviews:	1005	Razem	
Mode:	Tel	.N	
Sample:	Quota	Kukiz'15	5.2%
Margin of error: +/-	NA	Teraz!	
		Wiosna	6.1%
		Koalicja Europejska (PO, .N, SLD, PSL, Partia Zieloni)	39.3%
		Polska Fair Play	1.1%
		Ruch Prawdziwa Europa	
		Lewica Razem	1.9%
		Other	0.8%

<http://www.polsatnews.pl/wiadomosc/2019-03-24/ogromna-przewaga-zjednoczonej-prawicy-najnowszy-sondaz-w-wyborach-do-parlamentu-europejskiego/>



POLAND

Voting intention polls used

Country:	PL		
Voting intentions:	European	SLD	
Polling firm:	IBSP	PO	
FW start date:	18/03/2019	PSL	
FW end date:	20/03/2019	PiS list	39.4%
Publication date:	22/03/2019	Coal. Propolska (Wolność + RN)	3.9%
No. interviews:	1013	Razem	
Mode:	Tel	.N	
Sample:	Random + quota	Kukiz'15	5.0%
Margin of error: +/-	n/a	Teraz!	
		Wiosna	7.5%
		Koalicja Europejska (PO, .N, SLD, PSL, Partia Zieloni)	41.8%
		Polska Fair Play	1.2%
		Ruch Prawdziwa Europa	
		Lewica Razem	1.2%
		Other	

<https://natemat.pl/267601.ke-wygrywa-w-sondazu-wyborczym-z-pis-42-do-39>

Country:	PL		
Voting intentions:	European	SLD	
Polling firm:	IBRiS	PO	
FW start date:	18/03/2019	PSL	
FW end date:	18/03/2019	PiS list	43.8%
Publication date:	19/03/2019	Coal. Propolska (Wolność + RN)	1.4%
No. interviews:	1000	Razem	
Mode:	Tel	.N	
Sample:	Quota	Kukiz'15	3.1%
Margin of error: +/-	n/a	Teraz!	
		Wiosna	6.9%
		Koalicja Europejska (PO, .N, SLD, PSL, Partia Zieloni)	39.2%
		Polska Fair Play	0.9%
		Ruch Prawdziwa Europa	1.6%
		Lewica Razem	3.1%
		Other	

<https://wiadomosci.radiozet.pl/Polska/Polityka/Sondaz-IBRiS-dla-Radia-ZET-PiS-na-czele-wyscigu-w-wyborach-do-PE>



PORTUGAL

Voting intention polls used

Country:	PT		
Voting intentions:	European	BE	8.3%
		Coal. CDU (PCP + PEV)	10.1%
Polling firm:	Aximage/Correio da Manhã/Negócios	PS	37.4%
		PSD/PPD	31.9%
FW start date:	09/03/2019	CDS-PP	8.0%
FW end date:	13/03/2019	PAN	2.1%
Publication date:	25/03/2019	Aliança	2.2%
		Other	
No. interviews:	600		
Mode:	Tel		
Sample:	Random + quota		
Margin of error: +/-	4.0%		

<https://www.publico.pt/2019/03/25/politica/noticia/sondagem-europeias-1866671>



ROMANIA

Voting intention polls used

Country:	RO		
Voting intentions:	European	PSD	31.0%
		ALDE	12.0%
Polling firm:	CURS	PNL	23.0%
		UDMR (RMDSZ)	5.0%
FW start date:	13/02/2019	PMP	5.0%
FW end date:	28/02/2019		
Publication date:	21/03/2019	Pro Romania	10.0%
No. interviews:	1500	Other	1.0%
		2020 USR + PLUS Alliance	13.0%
Mode:	F2F		
Sample:	Random		
Margin of error: +/-	2.5%		

https://www.stripesurse.ro/sondaj-curs-psd-ar-castiga-alegerile-europarlamentare-aliana-usr-plus-nu-da-roade-alde-si-pro-romania-se-intaresc_1335777.html

Country:	RO		
Voting intentions:	European	PSD	26.9%
		ALDE	9.3%
Polling firm:	INSCOP	PNL	26.3%
		UDMR (RMDSZ)	5.0%
FW start date:	05/03/2019	PMP	4.4%
FW end date:	13/03/2019		
Publication date:	21/03/2019	Pro Romania	9.1%
No. interviews:	1053	Other	3.7%
		2020 USR + PLUS Alliance	15.3%
Mode:	F2F		
Sample:	Random		
Margin of error: +/-	3.0%		

<https://www.inscop.ro/wp-content/uploads/2019/03/Sondaj-INSCOP-martie-2019-vot-europarlamentare.pdf>



SLOVENIA

Voting intention polls used

Country:	SI		
Voting intentions:	European	SDS	19.4%
		SD	14.8%
Polling firm:	Ninamedia	DeSUS	6.5%
		N.Si	14.6%
FW start date:	12/03/2019	SNS	3.8%
FW end date:	14/03/2019	SMC	0.7%
Publication date:	17/03/2019	SAB	4.3%
		LEVICA	9.2%
No. interviews:	700	Lista M.Š.	23.5%
		Other	3.3%
Mode:	Tel		
Sample:	Random		
Margin of error: +/-	5.0%		

<https://siol.net/novice/svet/na-evropskih-volitvah-odlocilnejsi-nosilec-kandidatne-liste-kot-stranka-492929>



SLOVAKIA

Voting intention polls used

Country:	SK		
Voting intentions:	National	KDH	6.5%
		SaS	11.2%
Polling firm:	Focus	SNS	7.5%
		SMER-SD	21.2%
FW start date:	21/02/2019	SMK-MPK	3.1%
FW end date:	26/02/2019	OL'aNO + NOVA	8.4%
Publication date:	28/02/2019	MOST-HÍD	5.4%
		L'SNS	11.7%
No. interviews:	1022	Sme Rodina	9.5%
		PS + SPOLU	9.5%
Mode:	F2F	SKS	0.2%
Sample:	Quota	SZS	1.6%
		KSS	1.3%
Margin of error: +/-	2.8%	MKDA-MKDSZ	0.1%
		Národná koalícia	0.0%
		Other	2.8%

http://www.focus-research.sk/files/n246_Volebne%20preferencie%20politickych%20stran_februar2019.pdf



FINLAND

Voting intention polls used

Country:	FI		
Voting intentions:	National	KESK	14.3%
Polling firm:	Kantar TNS	KOK	18.1%
FW start date:	18/02/2019	SDP	21.0%
FW end date:	15/03/2019	VAS	8.9%
Publication date:	20/03/2019	VIHR	14.0%
No. interviews:	2490	SFP (RKP)	4.4%
Mode:	Tel	PS	11.1%
Sample:	Random + quota	KD	4.2%
Margin of error: +/-	2.0%	SIN	1.2%
		Other	2.8%

<https://www.hs.fi/politiikka/art-2000006041160.html>



SWEDEN

Voting intention polls used

Country:	SE		
Voting intentions:	European	V	10.6%
		S	25.5%
Polling firm:	Novus	C	9.2%
		L	5.0%
FW start date:	11/03/2019	M	13.7%
FW end date:	24/03/2019	KD	8.9%
Publication date:	27/03/2019	MP	9.2%
		SD	14.3%
No. interviews:	1842	FI	1.2%
		Other	2.4%
Mode:	Tel		
Sample:	Missing		
Margin of error: +/-	Missing		

<https://novus.se/valjaropinionen/novus-svt-sr-eu-valjarbarometer/novus-svt-sr-eu-valjarbarometer-27-mars/>