

WHAT HAPPENED TO COLOMBIA?

In recent years Colombia's achievement record has been quite impressive (ITALIA '90, WYC '89, U-17 '89), and they came to Barcelona in the hope of confirming their status and still being involved in the tournament when it came to battling for the medals. In the event they managed only one point from three games, and afterwards team officials spoke of the tournament as one of Colombian football's biggest disappointments for a long time.

Their opening game against Spain was a disaster in two respects. First, the players totally lost their self-control and Spain ruthlessly exploited this weakness, scoring four goals with no reply. Second, Colombian players saw two red and six yellow cards, in a match full of interruptions and an effective playing time of only 44 minutes. This result severely compromised their chances of further progress in the tournament, and they did not manage to turn the tide, earning only a draw against Qatar (with a missed penalty) and then suffering the embarrassment of losing 3-4 against Egypt having been 3-2 ahead only seven minutes from time. The Colombian association will certainly want to analyse the events in Barcelona very carefully before making any decision about the future of this team. The potential is certainly available, as they demonstrated in the first half hour against Egypt, whom they completely dominated as they built up a 2-0 lead. Also their results and performances in the qualifying games, where they held their own against Brazil and Uruguay, certainly indicate that talent is available.

A technical/tactical analysis is not a simple matter in this case. The knowledge that this team certainly could have done much better makes it hard to understand why they allowed their own lack of discipline to prevent them from reaping the rewards of their efforts. The continuity of development in Colombian football is clear from the fact that no less than 12 of this squad had played in earlier FIFA competitions. Some of the players on view in Barcelona will definitely find regular places in future national sides, the more certainly since the Olympic team is currently the association's most prestigious selection. We can only hope that these recent disappointments will not adversely affect development, since the obvious talent of many of these players indicates a promising future.

Tactically the Colombians used a 4-4-2 system with libero Bermudez playing in line with his defensive colleagues. Bermudez, plus midfielders Gaviria (top scorer with 2 goals) and Pacheco, and star forward Asprilia (recently transferred to AC Parma in Italy) were the team's outstanding players. Vallenciano, the other highly-promising striker, also on his way to Italy where he will play for Atalanta Bergamo, found that his Olympic tournament lasted exactly 18 minutes: he was sent off after allowing himself to be drawn into a revenge foul.

There is no doubt that the Colombians were a disappointment. It is to be hoped that the team officials and the players themselves will draw the right conclusions from their unfortunate experiences to get the development of football in their country back on the right track and help it along with increased intensity.

La Colombie espérait pouvoir confirmer à Barcelone ses précédents résultats (ITALIA '90, CMJ '89, U-17 '89) et pouvoir ainsi participer à la lutte pour les médailles. Elle est repartie avec un seul point en trois matches. Ce qui a fait dire aux responsables de l'équipe que le football colombien avait connu là l'une des plus grosses déceptions de son histoire.

Le premier match contre l'Espagne fut un désastre total. Les joueurs ont perdu le contrôle de leurs nerfs et l'Espagne n'a pas manqué de profiter des chances qui lui étaient offertes. Deux cartons rouges, six cartons jaunes et quatre buts encaissés dans un match dont la durée de jeu effective ne fut que de 44 minutes: le bilan était catastrophique et il compromettait sérieusement l'avenir de l'équipe colombienne dans le tournoi. Cette déconvenue initiale a été suivie d'un pauvre match nul contre le Qatar (un pénalty manqué) et d'une nouvelle défaite contre l'Egypte (3-4), alors que la Colombie menait encore par 3-2 à sept minutes de la fin. Les responsables de la Fédération vont analyser les raisons de cet échec et prendre, dans le calme, les décisions nécessaires quant à l'avenir de cette sélection. Un potentiel existe. On en a eu la preuve dans la première demi-heure du match contre l'Egypte. La Colombie a alors nettement dominé et elle s'est assuré deux buts d'avance. La sélection avait auparavant déjà démontré sa valeur dans les matches de qualification (victoires sur le Brésil et l'Uruguay notamment).

Une analyse technique/tactique n'est pas facile. Il est indiscutable que l'équipe avait les moyens de faire beaucoup mieux et que l'indiscipline de certains joueurs a ruiné bien des espoirs. Le travail en profondeur à travers les sélections de juniors a porté ses fruits. On ne comptait pas moins de douze joueurs ayant participé précédemment à des compétitions de la FIFA pour les jeunes. Plusieurs des joueurs présents à Barcelone devraient se retrouver dans le cadre de l'équipe nationale, et ce d'autant plus que l'équipe olympique constitue présentement la principale des sélections de la Fédération. Il reste à espérer que ce qui s'est passé à Barcelone ne viendra pas perturber le travail effectué jusqu'ici car quelques joueurs ont indiscutablement du talent.

Tactiquement, la Colombie a joué en 4-4-2. Les éléments les plus en vue furent le libero Bermudez, qui évoluait sur la même ligne que les autres défenseurs, les milieu de terrain Gaviria (meilleur buteur avec deux réussites) et Pacheco, ainsi que l'attaquant Asprilia, qui s'en est allé poursuivre sa carrière en Italie, à l'AC Parma. Pour Vallenciano, l'attaquant-vedette, transféré à l'Atalanta Bergamo, le tournoi olympique n'a duré que 18 minutes. Il a été expulsé pour une agression.

Le Colombie fut une déception, cela ne se discute pas. Il faut souhaiter que dirigeants et joueurs sachent tirer la leçon de ce qui s'est passé en Espagne et que le développement du football en Colombie ne subira aucun coup d'arrêt et qu'au contraire même, le travail dans la continuité se poursuivra avec une plus grande intensité encore.



F.l.t.r., standing: Mondragon, Lozano, Marulanda, Gaviria, Bermudez. Kneeling: Asprilla, Pacheco, Restrepo, Aristizabal, Santa, Moreno.

La delegación colombiana que viajó a Barcelona '92 con la esperanza de ver confirmado su gran progreso en el sector futbolístico (ITALIA '90, CMJ '89, Sub-17 '89) con una medalla en los JJ.OO., tuvo que retornar a casa con un único punto contabilizado en tres partidos. Después del Torneo, los funcionarios de la selección titularon esta presentación como una de las decepciones más grandes del fútbol colombiano en los últimos años.

El primer partido contra España fue un desastre por dos razones principales: primero, porque los jugadores colombianos perdieron completamente el dominio de sí mismos y, segundo, porque España aprovechó todas las posibilidades con una frialdad despiadada. Dos tarjetas rojas y seis amarillas así como cuatro goles encajados fueron el infausto saldo de este choque que duró únicamente 44 minutos de juego efectivo. Con este resultado, los sudamericanos se encontraban ya de entrada en una posición sumamente desventajosa.

Un magro empate contra Qatar (con un penal fallado) y una derrota embarazosa (3:4) contra Egipto, tras ir ganado por 3 a 2 a siete minutos del término, fueron los restantes resultados de los colombianos. La dirección de la asociación colombiana tendrá que analizar exactamente los acontecimientos de Barcelona '92 y reflexionar detenidamente sobre el futuro de esta selección. Sin duda alguna, el equipo dispone de un gran potencial, lo cual se vislumbró brevemente en los primeros 30 minutos del enfrentamiento con Egipto, en el cual los colombianos dominaron claramente, pasando al frente con dos goles. Igualmente los resultados y el rendimiento exhibidos en los partidos clasificatorios, donde se eliminó a Brasil y Uruguay, demuestran que el equipo cuenta con algunos talentos.

Es muy difícil efectuar un análisis técnico/táctico de esta escuadra. A sabiendas de que la selección colombiana podría haber rendido mucho más, resulta incomprensible que se haya privado ella misma del fruto de sus esfuerzos por su actuar indisciplinado y antideportivo. La continuidad del desarrollo en el sector juvenil parece funcionar bien, hecho que fue confirmado por la presencia de nada menos que 12 jugadores que habían actuado ya en competiciones juveniles precedentes de la FIFA. Algunos de los protagonistas en Barcelona '92 formarán seguramente parte de la selección nacional de adultos, tanto más que la selección olímpica es considerada momentáneamente el equipo más importante de la asociación. Esperemos que la decepcionante presentación en España no influya en esta labor de desarrollo, ya que el talento evidenciado por varios jugadores hace que el futuro sea prometedor.

El planteo táctico colombiano era un sistema 4-4-2, con el líbero Bermudez que jugaba en una línea con sus compañeros de defensa. En la línea media se destacaron

Gaviria (con dos goles, mejor ariete colombiano) y Pacheco, así como el delantero Asprilla, recientemente transferido al AC Parma.

Para el atacante estrella Vallenciano, fichado por el Atalanta Bergamo, el Torneo Olímpico duró únicamente 18 minutos. Fue expulsado tras agredir violentamente a un adversario.

La actuación de la escuadra colombiana fue una gran decepción. Queda por desear que los jugadores y funcionarios sean capaces de sacar las conclusiones correctas de esta mala experiencia y que continúen fomentando con mayor intensidad el desarrollo tan prometedor en el fútbol en Colombia.

Mit der Hoffnung auf Bestätigung der in Kolumbien vorangeschrittenen Entwicklung (ITALIA '90, WYC '89, U-17 '89) nach Barcelona gereist, um im Kampf um die Medaillen mithalten zu können, musste das kolumbianische Team mit nur einem Punkt aus drei Spielen nach Hause reisen. Die Teamverantwortlichen sprachen nach dem Turnier auch von einer der größten Enttäuschungen, die der kolumbianische Fussball in den vergangenen Jahren erlebt hatte.

Das erste Spiel gegen Spanien wurde aus zweierlei Hinsicht zum totalen Desaster. Die Spieler verloren ihre Selbstkontrolle komplett und Spanien nützte die ihnen gebotenen Chancen gnadenlos aus. Zwei rote und sechs gelbe Karten, plus vier Verlusttore waren die brutale Ausbeute dieser mit einer effektiven Spielzeit von nur 44 Minuten dauernden Partie. Damit waren die Chancen der Südamerikaner bereits arg kompromittiert; ein mageres Unentschieden gegen Katar (mit einem vergebenen Elfmeter) und eine peinliche 3:4-Niederlage gegen Ägypten, nachdem man sieben Minuten vor Schluss noch 3:2 geführt hatte, waren die restlichen Resultate der Kolumbianer. Die Verbandsführung wird die Gründe der Vorkommnisse in Barcelona genau analysieren und sich in Ruhe über die weitere Entwicklung dieser Mannschaft Gedanken machen müssen.

Das Potential ist eindeutig vorhanden. Dies zeigten starke Szenen in den ersten 30 Minuten gegen Ägypten auf, als Kolumbien seinen Gegner klar dominierte und mit 2:0 in Führung gehen konnte. Auch die Ergebnisse und Leistungen in den Qualifikationsspielen, wo Brasilien und Uruguay in Schach gehalten werden konnten, zeugen vom Talent, das in diesem Team steckt.

Eine technisch/taktische Analyse fällt nicht leicht. Im Wissen, dass die Mannschaft viel besser hätte abschneiden müssen ist es schwer verständlich, dass sie sich mit ihrer Undiszipliniertheit selbst um die Früchte ihrer Anstrengungen brachte.

Die Kontinuität in Bezug auf die Entwicklung im Juniorenbereich scheint zu stimmen, was die Tatsache beweist, dass nicht weniger als 12 Spieler an früheren FIFA-Jugendkompetitionen teilgenommen haben. Einige der in Barcelona präsenten Akteure werden sicherlich zum Stamm der Nationalmannschaft gehören, umso mehr als die Olympiamannschaft momentan die wichtigste Auswahl des Verbandes darstellt. Wir hoffen, dass das enttäuschende Abschneiden in Barcelona diese Entwicklungsarbeit nicht beeinträchtigen wird, denn das bei vielen Spielern festgestellte Talent lässt Gutes für die Zukunft hoffen.

Taktisch spielte Kolumbien mit einem 4-4-2-System mit dem auf einer Linie mit seinen Abwehrkollegen spielenden Libero Bermudez, den Mittelfeldspielern Gaviria (mit zwei Toren bester kolumbianischer Torschütze) und Pacheco sowie dem neu zur AC Parma transferierten Stürmer-As Asprilla als herausragende Akteure.

Für Stürmerstar Valleneciano, zu Atalanta Bergamo transferiert, dauerte der Wettbewerb ganze 18 Minuten; er wurde vom Platz gestellt, nachdem er sich zu einer Tätlichkeit hinreissen liess.

Kolumbien war eine Enttäuschung, das ist eine ganz klare Tatsache. Den Teamverantwortlichen und Spielern können wir nur wünschen, dass aus den schlechten Erfahrungen die richtigen Schlüsse gezogen werden und die vielversprechende Entwicklung des Fußballs in Kolumbien mit noch vermehrter Intensität fortgesetzt wird.



Gustavo Restrepo (no. 16) made two of Colombia's four goals and gave a strong display as a team player and a set-piece specialist.

Gustavo Restrepo (no 16) fut a l'origine de deux des quatre buts marqués par la sélection colombienne. Coéquipier remarquable, il devint un spécialiste des ballons arrêtés.

Gustavo Restrepo (16) orquestó dos de los cuatro goles colombianos y puso de manifiesto su valía en su cuadrada y como especialista en balones parados.

Gustavo Restrepo (Nr. 16) bereitete zwei der vier kolumbianischen Tore vor und entpuppte sich als wertvoller Mannschaftsspieler und Spezialist für stehende Bälle.

MOROCCO – TOO LONG ON THE ROAD

Morocco had eliminated the strong Cameroon team in the qualifying tournament and German-born coach Werner Olk brought 6 players to Barcelona who had also participated in the African Cup of Nations in Senegal in January '92. As a result it was quite an experienced team that started in the matches in the Olympics following an intensive training period in Europe.

An opening draw against the Korea Republic was a promising start but two defeats against Sweden and Paraguay in which 7 goals were conceded resulted in a (very) early exit. The team featured some talented individual players who on occasion shared good speed and endurance but in the final analysis it was to individual mistakes and an inability to take advantage of goal-scoring opportunities that contributed to their overall poor performance. This was best exemplified in the final game against Paraguay when individual defensive mistakes contributed to the three goals conceded whilst at the other end of the field only one goal, in the final minute, was scored from 23 goal opportunities.

Tactically the team changed its formation from a 3-5-2 system to 4-4-2 and 4-3-3 systems as the situation demanded but often the team was unable to adapt to the play of the opposing teams, notably in the game against Sweden. Gap-defending which featured a sweeper and man-marking defenders was not always adequate and in this respect the support play from the midfield players was not often sufficient to provide some depth to the defence. The team tended to use a slow controlled build up in attack, utilising short passes and often a preference by individual players to dribble the ball into the midfield and attacking areas of the field.

This often led to a loss of possession and quick counter attacks by opponents but the area of the field where this was most noticeable was in the opposing team's penalty area. The game against Paraguay was notable for the number of occasions in which Morocco's attacking players got into excellent positions to shoot at goal but either passed to another teammate in the penalty area or waited too long with the resultant shot being blocked by defenders.

The team usually featured a line-up in defence with Achab in goal who, apart from a bad mistake in the game against Paraguay, performed quite capably, sweeper Bouhlal and central defenders Moudakkar and captain Naybet who was to score a fine goal with a header against Paraguay in the final game. El Hadrioui and Abrami played in the fullback positions and both operated in attacking positions when there was the opportunity. It was however the midfield area of the field that featured a wide range of players and this changed lineup probably contributed to some of the problems on the field. It was certainly to be a factor with regards to the support given to the attacking players usually El Badraoui, Samadi and Rokbi.

Ahmed Bahja also came on as a substitute on several occasions and in fact scored the only goal in the game against Korea Republic.

One factor that could have contributed to the disappointing performance of the Moroccan team could well have been the fact that they had to travel by road to Barcelona on two occasions during the tournament thus preventing the team from adequately preparing for upcoming games, since the overall journey usually took 9-10 hours. In the final analysis however this young team with undoubted potential can look back on Barcelona '92 as an excellent preparation experience of the upcoming qualification rounds for the 1994 World Cup.

Le Maroc s'était qualifié aux dépens de la redoutable équipe du Cameroun. Son entraîneur, l'Allemand Werner Olk, avait retenu pour Barcelone six joueurs ayant participé à la Coupe d'Afrique des nations, en janvier 1992 au Sénégal. C'est donc une équipe expérimentée qui entama ce tournoi olympique après une intense période de préparation en Europe.

Après un bon départ, avec un match nul contre la République de Corée, le Maroc a été battu tant par la Suède que par le Paraguay, encaissant sept buts en deux matches. D'où une élimination prématurée. On trouvait dans l'équipe marocaine quelques individualités qui ont su faire valoir leur rapidité et leur endurance mais, dans l'ensemble, il y eut trop d'erreurs individuelles et, surtout, trop de lacune à la finition pour que la sélection puisse prétendre à beaucoup mieux. Le troisième match contre le Paraguay constitue le meilleur des exemples à ce sujet: trois erreurs de défense ont permis aux Paraguayens de marquer à trois reprises cependant que, de l'autre côté, le Maroc n'a pu transformer, à la dernière minute, qu'une seule de ses vingt-trois occasions de but.

Sur le plan tactique, le 3-5-2 s'est transformé en 4-4-2 ou en 4-3-3 selon les circonstances. L'équipe a toutefois éprouvé des difficultés à s'organiser en fonction de l'adversaire. Ce fut le cas contre la Suède notamment. La défense, avec son marquage individuel et un «balayeur», n'a pas brillé par son organisation et le soutien de son milieu de terrain lui fit trop souvent défaut. Sur le plan offensif, on tenta de construire posément ses actions à l'aide de passes courtes mais les dribblings superflus amenèrent des pertes du ballon et facilitèrent les mouvements de rupture adverses. Mais c'est devant les buts adverses que les problèmes ne furent pas résolus. Dans le match contre le Paraguay, les attaquants marocains se créèrent nombre d'occasions. Bien qu'en bonne position, ils n'osèrent cependant pas prendre de risques, préférant la passe à un coéquipier ou temporisant avant d'armer enfin leur tir.

Devant le gardien Mustapha Achab, qui n'a commis qu'une erreur, contre le Paraguay, la défense a évolué avec l'arrière libre Mouhcine Bouhlal et les arrières centraux Mouloud Moudakkar et le capitaine Noureddine Naybet, auteur, de la tête, du but contre le Paraguay. Les latéraux Abdelkrim El Hadrioui et Lahcen Abrami tentèrent tous deux des montées sur les ailes quand les circonstances le permettaient. En milieu de terrain, les changements furent constants et ils furent certainement à l'origine de plusieurs problèmes, comme le manque de soutien apporté aux attaquants, Mohamed El Badraoui, Mohamed Samadi et Said Rokbi. Ahmed Bahja est entré en cours de partie en plusieurs occasions et il s'est fait l'auteur du but contre la République de Corée.

L'un des facteurs qui explique peut-être la contre-performance marocaine est le fait qu'à deux reprises, l'équipe a dû effectuer des déplacements par la route, ce qui a écourté son temps de récupération. Il n'est reste pas moins que cette jeune sélection a démontré un potentiel indis-



F.l.t.r., standing: Achab, Azzouzi, Naybet, Moudakkar, Bouhlal, Bahja. Kneeling: Dmiai, Azim, El Badraoui, Ahnouta, Abrami.

cutable et que Barcelone '92 a sans doute constitué pour elle une excellente expérience en vue du tour préliminaire de la Coupe du monde 1994.

Marruecos eliminó a la potente escuadra de Camerún en el torneo de clasificación. El entrenador alemán, Werner Oik, llevó a Barcelona '92 a seis jugadores que habían participado en la Copa Africana de Naciones en Senegal en enero de 1992. Como resultado, pudo presentar un equipo sumamente experimentado que había cumplido un intensivo período de preparación en Europa antes de los Juegos Olímpicos.

El empate contra la Rep. de Corea en el primer partido fue un comienzo prometedor, pero las dos derrotas subsiguientes contra Suecia y Paraguay, en las cuales concedieron siete goles, significó su eliminación del Torneo. La selección marroquí dispuso de algunos talentosos jugadores, veloces y resistentes, pero en el análisis final se constató que su débil actuación se debió a errores individuales y a la incapacidad de los jugadores de materializar las oportunidades de gol.

Este hecho se mostró claramente en su último partido contra Paraguay, en el cual encajaron tres goles por errores individuales en la defensa y consiguieron marcar un único tanto en los últimos instantes del partido sobre un total de 23 oportunidades tenidas.

Desde el punto de vista del planteo táctico de su juego, la selección cambió su formación 3-5-2 a 4-4-2 y 4-3-3, según lo exigían las circunstancias, pero muchas veces fue incapaz de adaptarse al juego de sus oponentes, particularmente en la contienda contra Suecia. La marcación en zona con un barredor y varios marcadores que encimaban al hombre estrechamente no produjo la firmeza necesaria y el apoyo de los centrocampistas careció del acompañamiento requerido para dar profundidad a esta defensa.

El equipo africano tendió a armar su juego lento y pausadamente, sustentando en el control de la pelota y llevándola con gambetas individuales a través de la media cancha hasta la zona de ataque. Esto condujo, a menudo, a que fueran despojados del balón y que los adversarios armaran veloces contragolpes peligrosos. Donde más pecaron de este desmesurado jueguito de toques fue en el área penal contraria, como contra Paraguay, partido en el cual los delanteros marroquíes tuvieron un sinnúmero de oportunidades propicias para rematar al arco, pero las desecharon todas por efectuar siempre un toque más a algún compañero o por esperar demasiado, siendo el tiro tardío bloqueado luego por un defensa adversario.

Generalmente, el equipo salió a jugar con el mismo plantel, formado por Mustapha Achab en el arco, quien - aparte de un error garrafal en el encuentro con Paraguay - actuó bastante bien; el barredor Mouhcine Bouhlal y los defensores centrales Mouloud Moudakkar y el capitán Noureddine Naybet, quien anotó un estupendo gol de cabeza contra Paraguay. Abdelkrim El Hadrioui y Lahcen Abrami ocuparon las posiciones de zagueros laterales, sumándose a los despliegues ofensivos

cada vez que se daba la oportunidad. Fue en la línea media donde más variaron los jugadores y esta constante modificación de la formación condujo posiblemente a las insuficiencias en el medio campo. Sin duda alguna, fue uno de los factores que contribuyó igualmente al débil rendimiento de los delanteros Mohamed El Badraoui, Mohamed Samadi y Said Rokbi, carentes del acompañamiento necesario de los centrocampistas.

Ahmed Bahja apareció varias veces como suplente y marcó el único gol en el choque con la Rep. de Corea.

Otro factor que podría haber contribuido a la mala actuación de la selección marroquí fue el hecho de que tuvieran que desplazarse en dos ocasiones a Barcelona por carretera, lo cual hizo que no pudiesen prepararse adecuadamente para sus choques siguientes, ya que un viaje así tardaba generalmente 9 a 10 horas. En resumen, esta joven escuadra talentosa puede considerar Barcelona '92 como una excelente experiencia de preparación para el próximo torneo clasificatorio de la Copa Mundial 1994.

In der vom deutschen Werner Olk trainierten marokkanischen Mannschaft, die in der Qualifikation das starke Team von Kamerun eliminiert hatte, waren sechs Spieler integriert, die im Januar 1992 im Afrikanischen Nationenpokal eingesetzt worden waren. Aus diesem Grund durfte man das Olympiateam als recht erfahren bezeichnen, zumal im Vorfeld eine intensive Vorbereitung in Europa absolviert worden war.

Das Unentschieden gegen die Republik Korea bedeutete dann auch einen gelungenen Start in das Turnier; das (sehr) frühe Aus nach den nachfolgenden Niederlagen gegen Schweden und Paraguay mit sieben Verlusttoren passte ganz und gar nicht zu diesem von hohen Erwartungen geprägten Bild. Obwohl einzelne Spieler Talent verrieten und von Zeit zu Zeit auch einen schnellen Rhythmus durchzuhalten vermochten, waren es in der Schlussbetrachtung gerade individuelle Fehler, welche zum frühen Ausscheiden führten. Ebenso trug eine ausgeprägte Abschlusschwäche zu den eher enttäuschenden Leistungen bei. Das wurde ganz besonders beim abschliessenden Spiel gegen Paraguay deutlich, als individuelle Verteidigerfehler zu drei Verlusttoren führten und andererseits aus 23 Tormöglichkeiten nur ein einziges, und zwar in der Schlussminute, resultierte.

Taktisch war das Team bestrebt, sich der jeweiligen Situation anzupassen: vom 3-5-2 über 4-4-2 und 4-3-3 wurde alles versucht, doch besonders im Spiel gegen Schweden wurde offenbar, dass die Mannschaft diese taktischen Anpassungen nicht immer erfolgreich realisieren konnte. Die manndeckende Verteidigung mit dem Einsatz eines zurückstapelnden Liberos erhielt nur selten aus dem Mittelfeld die für die Ausdehnung der Verteidigungszone notwendige Unterstützung.

Im Angriff zeigte die Mannschaft eine Tendenz zu langsamem Kurzpassspiel oder Einzelaktionen, was nicht selten mit Ballverlust und Konterattacken endete. Besonders im Spiel gegen Paraguay wurden viele gute Möglichkeiten auf diese Weise vergeben, als die marokkanischen Stürmer in besten Abschlusspositionen nochmals einen Teamkollegen anspielen wollten oder mit der Schussabgabe so lange zögerten, bis sie von gegnerischen Verteidigern neutralisiert wurden.

Achab stand in allen Spielen im Tor und zeigte mit Ausnahme eines verhängnisvollen Fehlers im Spiel gegen Paraguay eine ansprechende Leistung. Vor ihm spielten Bouhlal als Libero und die Innenvertei-

diger Moudakkar und Captain Naybet, der gegen Paraguay ein schönes Kopfballtor erzielte.

Als Aussenverteidiger mit gelegentlichen Vorstössen in den Angriff agierten El Hadrioui und Abrami. Das Mittelfeld bestand in wechselnden Besetzungen, und das mag einer für die Gründe sein für die Probleme in der Teamorganisation und die mangelnde Unterstützung der Stürmer El Badraoui, Samadi und Rokbi. Der als Auswechselspieler eingesetzte Ahmed Bahja durfte zufrieden sein, erzielte er doch gegen Korea das einzige Tor für seine Mannschaft.

Ein weiterer Grund für die etwas enttäuschenden Leistungen der marokkanischen Mannschaft darf in der Tatsache gesehen werden, dass sie zweimal gezwungen war, mehrstündige Busfahrten nach Barcelona und zurück in Kauf zu nehmen, was die Vorbereitung für die kommenden Spiele arg beeinträchtigte. Die Teilnahme am Olympischen Fussballturnier dient dieser Mannschaft, in der unzweifelhaft einiges Potential steckt, als willkommene Vorbereitung auf die bevorstehenden Spiele der Vorrunde des Weltpokals 1994.

Hicham Dmiai successful against Sweden's Rödlund. But generally the Moroccan's performance was not up to expectation.

Hicham Dmiai triomphe d'un duel avec le Suédois Rödlund. Malgré cette action, les prestations du Marocain resteront médiocres.

Hicham Dmiai en Lucha triunfante contra el sueco Rödlund. En contraste con este duelo, la actuación de los marroquíes fue decepcionante.

Hicham Dmiai im erfolgreichen Zweikampf mit dem Schweden Rödlund. Im Gegensatz zu diesem Duell fiel das Abschneiden der Marokkaner enttäuschend aus.



KUWAIT REACHED ITS TARGET

It was something of a surprise that Kuwait won through to the Olympic tournament at the qualifying competition in Malaysia in 1992. They edged out China, but only on goal difference. Getting this far was an achievement for them, and any further progress would have been just icing on the cake, as well as a chance to gather international experience.

When the groups were drawn, it was clear that while Kuwait would be rather an unknown quantity for their opponents, they themselves could hardly be expected to finish anywhere but in last place. This in fact happened, but despite their failure to earn even a single point and a goal line of 1-6, there were periods during their three games when they gave a good account of themselves.

Technically these players had been well trained, and on this account could stand comparison with any of their opponents. What proved their downfall was their inferior physical condition and their lack of international experience. Against the USA they dominated their opponents for the first half, took the lead and held on to it until the interval. But then their stamina ran out, and during the final 45 minutes the Americans turned the tables and scored three times.

Kuwait used all their players except the reserve goalkeeper. For the last match, when it was clear that they had been eliminated, their Brazilian coach Walmir Louruz used all the players who had not yet had a game, giving them a chance to show their skills against Italy, the Champions of Europe, and they in fact earned a respectable result.

The tactics their coach chose were very defensive. Knowing the strengths and limitations of his own players, he understandably opted for this formation, a style that was certainly not going to offer much for the spectators. On the defensive they used exclusively zone marking, but in midfield it was man to man. Although the defence often appeared to be over-stretched at times, they managed to keep results within respectable limits. Their attacks were not frequent, especially when they began to show signs of tiredness, when they would scarcely get the ball out of the danger zone. In addition they had trouble applying the new rule, when a pass back to the goalkeeper would have been expected but now was not allowed. The Arabs had their best players in midfield. Al Khodari, Al-Ahmad and Saihan all looked good thanks to their skills and overview. But they too, like their colleagues, lacked penetration and speed off the mark. The forwards made little impression on opposing defences, and if danger did arise it was usually due to one of the midfielders.

Under the circumstances, Kuwait can be satisfied with their performance. Just to qualify was itself a success, considering the short time available for the Olympic team to prepare after the shattering events of the Gulf War.

De façon surprenante, l'équipe du Koweït avait réussi à se qualifier pour Barcelone, aux dépens de la Chine (même nombre de points, meilleure différence de buts) lors du tournoi décisif organisé en Malaisie. Son objectif était ainsi d'ores et déjà atteint, les matches du tournoi olympique ne constituant qu'un supplément devant permettre de s'aguerrir sur le plan international.

Compte-tenu de la composition du groupe, il était évident que le Koweït, une inconnue pour ses adversaires, ne pourrait pas éviter la dernière place. Ce qui s'est confirmé. Même si l'équipe a terminé avec zéro point et un goal-average de 1-6, elle a cependant réussi quelques bonnes choses au cours de ses trois matches.

Sur le plan technique, les joueurs du Koweït n'avaient rien à envier à personne. Ce qui a fait la différence par rapport aux équipes confirmées, c'est leur infériorité sur le plan physique et leur manque d'expérience internationale. Contre les Etats-Unis, le Koweït a contrôlé la situation pendant une mi-temps et il a même pris l'avantage à la marque. Mais il n'a pas tenu la distance physiquement et, après la pause, les Américains ont pris les choses en mains et ils ont renversé la situation en marquant trois fois.

Le Koweït a fait jouer tous les joueurs de son contingent, y-compris ses gardiens remplaçants. Dans l'ultime match, alors que l'élimination ne pouvait plus être évitée, l'entraîneur brésilien Walmir Louruz a donné l'occasion à ses réservistes de faire la preuve de leur valeur en obtenant un résultat parfaitement honorable contre les champions d'Europe italiens.

Tactiquement, le Koweït a évolué de façon très défensive. Selon l'entraîneur, ce sont les forces et les faiblesses de ses joueurs qui ont justifié ce choix, assez peu attractif pour le public. Les défenseurs ont pratiqué la défense de zone alors que le marquage homme à homme était appliqué en milieu de terrain. La défense a souvent donné l'impression d'être débordée mais elle a généralement réussi à se tirer d'affaire et à éviter de lourdes défaites. Lorsque la fatigue commençait à se faire sentir, les Koweïtiens ont éprouvé de plus en plus de peine à sortir de leur zone. La nouvelle règle interdisant les passes en retrait au gardien constitua pour eux un handicap dans ces circonstances. C'est en milieu de terrain que les Arabes ont présenté leurs meilleurs éléments: Al Khodhari, Al-Ahmad et Saihan se sont tous trois signalés par leur technique et leur vision du jeu. Comme à leurs coéquipiers, il leur a manqué la force de pénétration et la rapidité de mouvement. Les attaquants ont connu un échec presque total. Les quelques actions dangereuses devant le but adverse furent toutes l'oeuvre des demis.

Dans ces conditions, le Koweït peut être satisfait de son tournoi. Pour lui, la qualification pour Barcelone avait déjà été un succès, compte-tenu de la guerre du Golfe, qui n'avait laissé qu'un minimum de temps pour préparer la sélection nationale.

Kuwait logró clasificarse sorprendentemente a costas de China (mismo puntaje, mejor diferencia de goles) en la competición decisiva en Malasia para el Torneo Olímpico de Fútbol 1992. Con este paso había alcanzado su meta; los Juegos en Barcelona '92 eran meramente una participación pro forma para obtener experiencia internacional.

A base del agrupamiento, era obvio que Kuwait, pese a ser una escuadra desconocida para sus rivales, constituiría el furgón de cola del grupo. Este pronóstico se cumplió tal cual, pero hay que señalar que, a pesar de no puntuar y



F.l.t.r., standing: Al-Majidi, Al-Huwaidi, Abdullah, Al-Khaledi, Al-Lanqawi, Al-Dokhi. Kneeling: Al-Enizi, Al-Anzi, Haji, Al-Hadiyah, Al-Ahmad.

de ostentar un saldo negativo de 6 a 1 goles, la selección de Kuwait supo agradecer en ciertas fases de sus tres partidos.

Los jugadores árabes eran técnicamente versados y, en este sector, no le iban en la zaga a ninguno de sus rivales. La diferencia residió en su estado físico insuficiente y la falta de experiencia internacional. Contra EEUU, Kuwait consiguió dominar el primer tiempo y pasar incluso adelantado con un gol a cero hasta la pausa. Sin embargo, en los segundos 45 minutos les faltó fuerza, dando los americanos vuelta al tanteador con tres goles.

Con excepción del portero suplente, todos los jugadores tomaron parte en los enfrentamientos; principalmente en el último choque, cuando la eliminación kuwaití estaba ya decidida, su entrenador brasileño Walmir Louruz ofreció la posibilidad a los suplentes, que no habían aún jugado, a dar prueba de su habilidad contra el campeón europeo Italia.

El concepto táctico del entrenador fue jugar a la defensiva. Conociendo los pros y contras de sus jugadores, optó, compensiblemente, por esta forma de jugar poco atrayente para los espectadores. En el bloque de contención se marcó en zona, mientras que en la línea media, los kuwaitíes iban a la marcación personal. En varias ocasiones, la defensa dio muestra de mucha insolvencia, pero consiguió evitar resultados más abultados gracias a su fortuna y espíritu de lucha. Particularmente, cuando comenzaban a desvanecer las fuerzas, los defensores tenían dificultades para salir de su zona de peligro. Asimismo, la regla que prohibía la devolución del balón al guardameta causó grandes problemas. Sus mejores jugadores operaban en la línea media. Al-Khodhari, Al-Ahmad y Saihan hicieron gala de fina técnica y buena visión de juego. Al igual que a sus compañeros, les faltó potencia luchadora y pique. El ataque estuvo prácticamente exento de dinamismo y fuerza de penetración. Los pocos momentos críticos ante la meta rival fueron producidos por los centrocampistas mencionados.

Bajo las presentes circunstancias, Kuwait puede estar satisfecho con su actuación, si se tiene en cuenta el corto período del que dispuso tras la guerra de 1990/91 para reunir una selección nacional olímpica.

Überraschenderweise gelang es der Mannschaft Kuwaits, sich auf Kosten Chinas (gleiche Punktzahl, besseres Torverhältnis) im entscheidenden Turnier in Malaysia für das Olympische Fussballturnier 1992 zu qualifizieren. Damit war das Ziel bereits erreicht, die Spiele in Barcelona waren nur noch Zugabe und dienten zur Erweiterung der internationalen Erfahrung.

Aufgrund der Gruppenteilung war zum vornherein klar, dass Kuwait, das zwar für seine Gegner eine unbekannt Grösse war, kaum über den letzten Platz hinauskommen würde. Diese Voraussage traf dann auch ein, doch muss festgehalten werden, dass die Mannschaft trotz 0 Punkten und einem Torverhältnis von 1:6 in einzelnen Phasen der drei Spiele durchaus zu gefallen wusste.

Technisch waren die Spieler Kuwaits gut ausgebildet. Von diesen Möglichkeiten her gesehen mussten sie den Vergleich mit ihren Gegnern in keiner Weise scheuen. Was aber den Unterschied zu den

arrivierten Mannschaften ausmachten, waren die mangelhafte physische Verfassung und die fehlende internationale Erfahrung. Gegen die USA vermochte Kuwait eine Halbzeit lang den Gegner zu kontrollieren. Der arabische Vertreter ging sogar 1:0 in Führung und konnte diesen Vorsprung bis zur Pause halten. Die Kraft reichte dann jedoch nicht mehr für die zweiten 45 Minuten, in welchen die Amerikaner das Blatt noch wenden und drei Tore schießen konnten.

Kuwait setzte bis auf den Ersatztorhüter sämtliche Spieler ein. Vor allem im letzten Spiel, als das Ausscheiden bereits feststand, gab der brasilianische Trainer Walmir Louruz den noch nicht zum Einsatz gekommenen Auswechselspielern Gelegenheit, ihr Können zu beweisen und gegen Europameister Italien zu einem ehrenvollen Resultat beizutragen.



Taktisch stellte der Trainer sein Team sehr defensiv ein. Um die Stärken und Schwächen seiner Spieler wissend, wählte er aus verständlichen Gründen diese für die Zuschauer nicht sehr attraktive Spielweise. In der Defensive wurde durchwegs in der Zone gedeckt, hingegen spielten die Kuwaitis im Mittelfeld auf den Mann. Die Abwehr schien vielfach überfordert zu sein, doch gelang es dank Glück und Können, zu brutale Resultate abzuwenden.

Vor allem wenn jeweils die Kräfte nachliessen hatten die Akteure Mühe, sich aus der eigenen Gefahrenzone zu befreien. Zudem kam ihnen die neue Regel in den Phasen nicht entgegen, in welchen jeweils ein Rückpass zum Torhüter angesagt gewesen wäre. Im Mittelfeld hatten die Araber ihre besten Spieler.

Al Khodhari, Al-Ahmad und Saihan gefielen durch eine ausgefeilte Technik und gute Übersicht. Ihnen mangelte es aber, wie ihren Teamkollegen auch, an der fehlenden Durchschlagskraft und Antrittsschnelligkeit. Der Sturm war fast gänzlich ohne Durchsetzungsvermögen.

Entstand einmal Gefahr vor dem gegnerischen Tor, waren meist die erwähnten Mittelfeldspieler die Autoren solcher Situationen.

Kuwait darf unter den gegebenen Umständen mit seinem Abschneiden zufrieden sein. Bereits die Qualifikation war ein Erfolg, wenn man bedenkt, in welcher kurzer Zeit die Olympiamannschaft nach den Kriegswirren der Jahre 1990/91 zusammengestellt werden musste.

Kuwait had already achieved their ambitions by qualifying for Barcelona. Despite three clear defeats, the individual skills they showed (here Ahmad Haji against Italy) were well appreciated at the Olympic tournament.

En se qualifiant pour Barcelone, le Kuweït avait déjà atteint son but. Les trois sévères défaites subies lors du tournoi olympique furent quelque peu atténuées par les performances de plusieurs de ses joueurs (sur l'image: Ahmad Haji lors du match contre l'Italie).

Kuwait había alcanzado su meta con la simple clasificación para el torneo en Barcelona. Pese a las tres claras derrotas sufridas, algunos jugadores demostraron su habilidad personal (en la foto Ahmad Haji contra Italia).

Kuwait hatte sein Ziel bereits mit der Qualifikation für Barcelona erreicht. Durch individuelles Können (im Bild Ahmad Haji gegen Italien) wusste es trotz drei deutlichen Niederlagen auch am Olympiaturnier zu gefallen.

MEDICAL OBSERVATIONS

At the XXVth Olympic Games, a study was carried out on the injuries suffered during the football tournament. The results were as follows:

Not surprisingly, most of the injuries (85%) concerned the lower extremities, predominantly knee and foot, and 15% other parts of the body. 70% per cent of the injuries were of a serious nature, the other 30% relatively minor, due to overload on muscles and joints.

Very few of the injuries involved ligaments or muscle insertions (entesis), and this is connected with the fact that none of the players were over 23 years old, as demanded by the regulations.

We point this out because normally older players are the ones to suffer from damaged ligaments, while for younger ones muscle insertion problems are more common.

Of the injuries to joints:

7% were damage to meniscus-side knee ligaments 15% damage to ankle ligaments; mostly injuries to the outer ligaments sustained during backward motion.

95% of the muscle injuries were rated as light or medium, such as cramps, bruises or pulled muscles. The other 5% were serious muscle ruptures.

The number of the injuries occurred during training was 7. During the competition, however, this figure rose to 17, most likely a consequence of the extra effort the players made; this was evident during the whole tournament and probably led in many cases to players' forgetting the well-intentioned warnings and cautions given to them by their technical advisers.

Durant le tournoi de football des XXVes Jeux Olympiques de Barcelone, nous avons procédé à une étude destinée à établir le bilan des blessures propres à la pratique du football. Nous en avons résumé les résultats sous forme de statistiques.

En premier lieu et en toute logique, le 85% des lésions se sont localisées aux extrémités inférieures, entre le genou et le pied. Le reste touchait les autres parties du corps. Le 70% furent des lésions aiguës et le 30% des blessures de fatigue dues à une surcharge des muscles et des articulations.

Il convient de mettre en exergue le petit nombre de lésions ligamentaires et d'entorses enregistrées, ce qui provient du fait que les joueurs qui entrent dans nos statistiques étaient tous âgés de moins de 23 ans compte tenu de la limite d'âge du tournoi.

Nos observations confirment que les lésions ligamentaires touchent surtout les joueurs les plus âgés alors que les plus jeunes en restent au stade de l'entorse.

Les lésions articulaires furent:

7% de lésions ménisque/ligaments du genou, 15% de lésions ligamentaires de la cheville, parmi lesquelles une majorité de déchirures touchant les ligaments externes.

Le 95% des lésions musculaires furent des lésions moyennes ou légères (contractures, contusions, déchirures ligamentaires). Le 5% seulement furent des ruptures diagnostiquées comme graves.

Le nombre des blessures à l'entraînement fut de 7. En compétition, ce chiffre a passé à 17, un chiffre qui s'explique par l'ardeur de joueurs qui, dans le feu de l'action, oublient les précautions et les recommandations qui leur sont enseignées à l'entraînement.



Tough duels, but no serious injuries; a very satisfying balance from the medical point of view.

Affrontement plein de vigueur mais sans blessure: le bilan médical de la compétition est des plus réjouissants.

Luchas recias, pero sin lesiones graves: el saldo satisfactorio desde el punto de vista médico.

Harte Zweikämpfe, jedoch keine schwerwiegenden Verletzungen; die erfreuliche Bilanz vom medizinischen Standpunkt her gesehen.



Sweden and Australia; two teams characterized by fighting spirit, which never lose the respect for their opponents.

La rencontre qui a opposé la Suède à l'Australie fut intensive mais les joueurs n'ont jamais oublié la règle d'or du sport, à savoir le respect de l'adversaire.

Suecia-Australia: una contienda disputada por dos escuadras que juegan con mucho espíritu combativo, pero que no pierden nunca el respeto por el rival.

Schweden-Australien, ein Spiel von zwei Mannschaften bestritten, die den harten Einsatz lieben, doch nie den Respekt vor dem Gegner verlieren.

Durante el Torneo de Fútbol con ocasión de los XXV Juegos Olímpicos de Barcelona hemos hecho un estudio con un balance lesional en lo que se refiere al apartado del fútbol. Les ofrecemos en forma de resumen los resultados estadísticos.

En primer lugar, y como es lógico suponer, el 85% de las lesiones han estado localizadas en la extremidad inferior, en el segmento rodilla-pie; el 15% en el resto del organismo. El 70% eran lesiones agudas y el 30% por sobrecarga siendo éstas fundamentalmente musculares y articulares.

Hemos de recalcar la mínima incidencia de lesiones tendinosas y de inserción (entesitis) que han sufrido los jugadores de nuestro deporte, teniendo en cuenta que la muestra analizada se trataba de jugadores los cuales no podían sobrepasar la edad de 23 años. Recalcamos esta observación ya que las lesiones tendinosas aparecen en jugadores veteranos y las de inserción en más jóvenes.

De las lesiones articulares eran:

Un 7% lesiones menisco-ligamentosas de rodilla. Un 15% lesiones ligamentosas de tobillo y dentro de estas el mayor porcentaje correspondía a lesiones en supinación, por tanto, con afectación del ligamento lateral externo.

El 95% de las lesiones musculares han sido consideradas como lesiones medianas o leves, y entre estas destacamos las contracturas, las contusiones y las rupturas fibrilares. El 5% restante fueron rupturas de mayor importancia.

El número de lesiones en entrenamientos fue 7 y sin embargo, la competición presentaba un índice lesional mayor, subiendo la cifra hasta 17. Esto es explicable por la mayor fogosidad puesta por los jugadores en los partidos, olvidando precauciones e indicaciones de los técnicos en entrenamientos.

The Author

Dr. Jorge Guillén,
born on 13.1.1937
Specialist for Surgery,
Orthopedy and Traumatology
Member of the FIFA Panel
for Sports Medical Courses
since 1989

Während dem Fussballturnier anlässlich der XXV Olympischen Spiele wurde eine Studie bezüglich Sportverletzungen im Fussball mit folgenden Resultaten erstellt:

Wie nicht anders zu erwarten, betrafen 85% aller Verletzungen die unteren Extremitäten, vor allem die Bereiche Knie/Füsse, 15% den restlichen Organismus. 70% der Verletzungen mussten als gravierend bezeichnet werden und 30% waren leichtere Verletzungen, hervorgerufen aus Überbelastung von Muskeln und Gelenken.



Die wenigsten der Verletzungen betrafen Schädigungen der Sehnen oder Muskelansätze (Entesitis). Das kann darauf zurückgeführt werden, dass aufgrund der Alterslimite kein Akteur unseres Sports älter als 23 Jahre war. Wir weisen deshalb auf diesen Umstand hin, weil normalerweise Sehnenverletzungen bei älteren, Schädigungen am Muskelansatz bei jüngeren Spielern häufig vorkommen.

Von den Gelenkverletzungen waren:

7% Schädigungen der meniskusseitigen Kniebänder, 15% Verletzungen der Bänder im Knöchelbereich; die meisten auf den Aussenbändern, entstanden nach Bewegungen in Rücklage.

95% der Muskelverletzungen konnten als mittelschwer oder leicht eingestuft werden und äusserten sich in Form von Krämpfen, Prellungen und Muskelfaserrissen. Die restlichen 5% betrafen schwerwiegendere Muskelfaserrisse.

Sieben aller Verletzungen entstanden während des Trainings. Im Wettkampf stieg diese Zahl allerdings auf 17 an - wohl eine Folge des generösen Einsatzes, der das ganze Turnier geprägt hat und viele Spieler die gutgemeinten Warnungen und Empfehlungen der technischen Betreuer vergessen liess.

THE REFEREES AND LINESMEN

The FIFA Referees' Committee has, for the first time ever, called on specialised linesmen as well as referees to officiate at an international competition.

The refereeing group for the tournament was made up of 14 referees and 14 linesmen from 28 different countries, divided between the venues in Barcelona, Valencia and Zaragoza. At the venues the officials had the opportunity to continue their daily training and technical discussions after the matches. There was excellent co-operation among the referees and linesmen despite various nationalities and the general performance was exceptionally high, proving this experiment to be most encouraging.

The referees underwent a physical fitness test prior to the tournament, the results of which were very good. The very low average age (38) could also account for the high results.

The technical performance of the referees was positive, especially as regards the application of the new rules, which were also well understood by players and coaches

alike. The latter had received additional information prior to the tournament. The theoretical preparation was concentrated on the new rules, particularly the back-pass to the goalkeeper. There were in fact only two occasions upon which the referees showed any uncertainty concerning the application of the new rules. It was evident that the new rules had a positive influence on the matches, making them more fluent and causing less loss of time. The new rules did not cause any confusion, nor did they interfere with the defenders' play.

From a disciplinary point of view, the tournament reflected an image of fair play which could be regarded as exceptional when taking the different technical and geographical backgrounds into account.

In conclusion, it can be said that a group of young, physically well-prepared FIFA referees is on the up and coming, to whom a more specified technical and theoretical preparation should be transmitted.

The appointed referees and linesmen:

CAF

Refs: LIM KEE CHONG An-Yan (Mauritius)
SENDID Mohamed (Algeria)
Linesmen: RHARIB El Jilali (Morocco)
HASSAN Abdel-Magid Hassan (Egypt)

AFC

Refs: BUJSAIM Ali Mohd. (UAE)
TACHI Kiichiro (Japan)
Linesmen: PARK Hae-Yong (Korea Republic)
FANAEI Mohammad (Iran)

CONCACAF

Refs: BRIZIO CARTER Arturo (Mexico)
ANGELES Arturo A. (USA)
Linesmen: KELLY Peter (Trinidad&Tobago)

CONMEBOL

Refs: ESCOBAR Juan Francisco (Paraguay)
TORRES CADENA José (Colombia)
REZENDE DE FREITAS Marcio (Brazil)
Linesmen: CARLOMAGNO Osvaldo Rubén (Argentina)
CEVALLOS Jorge E. (Ecuador)

UEFA

Refs: MERK Markus (Germany)
DIAZ VEGA Manuel (Spain)
SPASSOV Lube (Bulgaria)
BALDAS Fabio (Italy)
DON Philip (England)
Linesmen: SUNDQVIST Lennart (Sweden)
MONNIER Charles (France)
CLARK Kenneth (Scotland)
MARTON Sandor (Hungary)
MORANDI Marc (Switzerland)
MATTHYS Luc (Belgium)

OFC

Linesmen: DUNSTER Gordon (Australia)



Grande première: la Commission des Arbitres de la FIFA a procédé à la nomination des juges de touche spécialisés qui secondaient les arbitres lors du Tournoi Olympique de Barcelone.

Le groupe des directeurs de jeu du tournoi était composé de 14 arbitres et de 14 juges de touche de 28 pays différents. Ils ont été répartis entre les centres de Barcelone, Valencia et Saragosse. Dans ces centres, ils avaient la possibilité de poursuivre leur entraînement quotidiens et leurs discussions techniques après les matches. En dépit de la diversité des nationalités, la coopération entre les arbitres et les juges de touche fut excellente. Le niveau général de l'arbitrage fut exceptionnellement haut, ce qui indique que l'expérience doit être encouragée.

Les arbitres ont subi un test physique avant le tournoi. Les résultats furent très bons. La moyenne d'âge très basse (38 ans) y est pour beaucoup.

La performance technique du corps arbitral fut positive, spécialement en regard de l'application des nouvelles règles, qui ont été bien comprises par les joueurs comme par les entraîneurs. La préparation technique avait d'ailleurs été concentrée sur les nouvelles règles, particulièrement sur la passe en retrait au gardien. En fait, l'application de la nouvelle règle n'a posé problème aux arbitres qu'en deux occasions seulement. Il est évident que les nouvelles règles ont influencé positivement le déroulement des matches, rendant le jeu plus fluide et limitant les pertes de temps. Les nouvelles règles n'ont créé aucune confusion, que ce soit chez les arbitres ou chez les défenseurs.

En ce qui concerne la discipline, le tournoi a été placé sous le signe d'un fairplay que l'on peut qualifier d'exceptionnel si l'on tient compte des différences techniques et géographiques qui constituaient sa toile de fond.

En conclusion, nous pouvons dire que nous disposons d'un groupe de jeunes arbitres FIFA parfaitement préparés physiquement et qui sont à même désormais de pouvoir bénéficier d'une préparation technique et théorique plus spécifique.

Por primera vez, la Comisión de Arbitros de la FIFA ha designado no sólo árbitros especializados, sino también jueces de línea.

El grupo de árbitros para el Torneo Olímpico de Fútbol estuvo formado por 14 árbitros y 14 jueces de línea de 28 países diferentes, repartidos en las sedes de Barcelona, Valencia y Zaragoza. En cada subselección, los colegiados estuvieron en condición de entrenarse diariamente y de llevar a cabo sus discusiones técnicas tras cada partido. La cooperación entre árbitros y jueces de línea fue excelente, pese a las diferentes nacionalidades, siendo, asimismo, la actuación general excepcionalmente buena, lo cual hace que este experimento sea muy prometedor.

Los árbitros se tuvieron que someter a una prueba de condición física antes del Torneo, siendo los resultados muy buenos. El promedio de edad bajo (38 años) fue, seguramente, una de las razones para estos rendimientos tan altos.

La actuación técnica de los árbitros fue positiva, particularmente en lo que concierne la aplicación de las nuevas reglas, siendo perfectamente comprendidas igualmente por los jugadores y entrenadores. Estos últimos habían recibido informaciones adicionales al respecto antes del comienzo del Torneo. La preparación teórica se concentró en las nuevas reglas, especialmente en la devolución del pase al guardameta.

Hubo únicamente dos situaciones en las cuales el árbitro correspondiente manifestó cierta inseguridad en cuanto a la aplicación de las nuevas reglas. Fue evidente que las nuevas reglas tuvieron una influencia positiva sobre el desarrollo de los partidos, haciendo que el juego sea



The Author

Paolo Casarin,
born on 12. 5. 1940.
Economist in
San Donato Milanese.
Member of the FIFA Referee's
Committee since 1990.
Former FIFA Referee

más fluido y evitando la pérdida de tiempo. Las nuevas reglas no causaron confusiones ni produjeron interferencias en el juego de los defensores.

Desde el punto de vista disciplinario, el Torneo se desarrolló en un ambiente de juego leal ejemplar y excepcional si se tienen en cuenta las diferentes técnicas y procedencias geográficas.

En resumen, se puede afirmar que está emergiendo un grupo de jóvenes árbitros de la FIFA, físicamente bien preparados, que necesitan todavía un ligero perfeccionamiento a nivel técnico y teórico.

Die Schiedsrichterkommission der FIFA hatte erstmals für einen internationalen Wettbewerb nicht nur Schiedsrichter, sondern auch spezialisierte Linienrichter nominiert.

Das Aufgebot bestand aus 14 Schieds- und 14 Linienrichtern aus 28 Ländern, die auf die Austragungsorte Barcelona, Valencia und Saragossa verteilt wurden. An diesen Orten konnten täglich Trainings und, nach den Spielen, technische Diskussionsrunden organisiert werden, wobei bestätigt wurde, dass trotz unterschiedlichster Nationalitäten die Zusammenarbeit zwischen Schieds- und Linienrichtern ausgezeichnet war und auf einem hohen Leistungsniveau stand. Diese Tatsache allein machte das Experiment zu einem ermutigenden Erfolg.

Vor dem ersten Einsatz hatten sich die Spielleiter einem Fitnessstest zu unterziehen. Die allgemein guten Resultate dieses Tests sind wohl auf das niedrige Durchschnittsalter (38 Jahre) zurückzuführen.

Fachlich zeigten alle Schiedsrichter positive Leistungen, speziell was das Verständnis der neu eingeführten Regeln betraf, die im übrigen auch von den Spielern und den Trainern gut adaptiert wurden, wobei die letzteren vor dem Turnier noch speziell instruiert worden waren. Das Schwergewicht der Information lag auf der Erklärung der Rückpassregel an den Torhüter und es wurden denn auch nur zwei Fälle beobachtet, in denen Schiedsrichter Szenen Unsicherheiten in der Regelauslegung zeigten. Die neuen Regeln beeinflussten das Spiel in dem Sinne positiv, als der Spielfluss erhöht und weniger Zeit verschwendet wurde. Es wurden keinerlei Konfusionen, auch nicht im Bereich der Verteidigungsarbeit, festgestellt.

Das disziplinarische Verhalten an diesem Turnier darf angesichts der Vielzahl technischer und geographischer Hintergründe der Spieler als aussergewöhnlich gut beurteilt werden.

Abschliessend kann gesagt werden, dass mit einer Gruppe von jungen, physisch bestausgebildeten Schiedsrichtern, die noch mit den spezifischen technischen und theoretischen Informationen versorgt werden soll, eine neue Generation von Topklasse-Spielleitern heranreift.

FACTS AND FIGURES

TEAM FACTS
STATISTICAL DETAILS
FAIR PLAY CONTEST
PRELIMINARY COMPETITION

POLOGNE

2

ESPAGNE

3

KOWALCZYK
STANIEK

ABELARDO
QUICO (2)

XXU OLIMPIADA

AUSTRALIA

Team facts

Pre-selection: June 1990, Number of players: selected 26, employed in the qual. compet. 22, Coach: Mr Eddie Thomson, Status of the coach: National and Olympic team coach, average age (years/months): 21/5

Preparatory stage

a) before qualification

After June 1990:

Training camps: 17.–29.8.90: European Tour, May 1991: 5 days' camp in Melbourne (Australia), November 1991: 5 days' camp in Canberra (Australia), January 1992: Australian Tour, 26.–30.4.92: Camp in Canberra (Australia), 3.–6.5.92: Camp in Korea Republic, 19.–24.5.92: Camp in Pappendal (Netherlands)
Emphasis: improve mental strength, individual and team tactics,

skill development, bring together players from local and foreign clubs.

Problems: Players from overseas clubs were not always available

QUALIFYING COMPETITION

1) Qualifying tournament in Australia and Fiji, finished first
2) Play-off matches (home and away) v. Netherlands

b) after qualification

Pre-selection: Before qualifying competition

Final selection: End of June 1992

Training camps: South America, 2 1/2 weeks, Pappendal (Netherlands), 30.6.–10.7.1992

Training matches: 4 training matches v. club and Olympic teams (three of them played with the new rules)

Problems: 1 player (Kindtner) seriously injured (no participation in Barcelona), Season in Australia ended in April 1992; difficult to keep players busy after that

Objective of Olympic team: to include some players in the national team (some of them had already played in the national team)

RESULTS OF QUALIFYING MATCHES

19.05.91	Australia v. Papua New Guinea	4:0
22.05.91	Australia v. New Zealand	2:0
26.05.91	Australia v. Fiji	1:0
11.11.91	Papua New Guinea v. Australia	0:5
13.11.91	New Zealand v. Australia	1:2
16.11.91	Fiji v. Australia	0:3

"Play-off matches" Oceania/UEFA

17.05.92	Australia v. Netherlands	1:1
24.05.92	Netherlands v. Australia	2:2

RESULTS AT BARCELONA '92

26.7.92	v. Ghana	1:3 (0:1)
28.7.92	v. Mexico	1:1 (1:0)
30.7.92	v. Denmark	3:0 (1:0)
02.8.92	v. Sweden	2:1 (1:0)
05.8.92	v. Poland	1:6 (1:2)
07.8.92	v. Ghana	0:1 (0:1)

Final Ranking: 4th Place



Players' Appearances

Engagements des Joueurs

Actuación de Jugadores

Spielereinsätze

No.	Name	Pos.	Date of Birth	Club	Match 1	Match 2	Match 3	Match 4	Match 5	Match 6	Total
					v. GHA 1:3	v. MEX 1:1	v. DEN 3:0	1/4 Final v. SWE 2:1	1/2 Final v. POL 1:6	3 rd Place v. GHA 0:1	
1	FILAN John	GK	08.02.70	Woolongong City	90	R	R	R	R	90	180
2	BLAGOJEVIC Milan	DF/MF	24.12.69	Ekeren (Belgium)	90	90	44	90	90	90	494
3	LONGO Dominic	DF	23.08.70	Newcastle Breakers	90	90	90	90	90	90	540
4	ZELIC Ned (Capt.)	DF	04.07.71	Bor. Dortmund (Germany)	90	90	90	90	90	90	540
5	MURPHY Shaun	DF	05.11.70	Perth Italia	90	90	90	90	90	25	475
6	VIDMAR Anthony	DF	04.07.70	Ekeren (Belgium)	90	90	90	90	90	90	540
7	GIBSON John	MF	10.02.70	Apia Leichhardt	R	R	R	R	R	R	–
8	OKON Paul	MF	05.04.72	CF Brugge (Belgium)	58	–	90	90	90	90	418
9	ARAMBASIC Zlatko	FW	20.09.69	KV Mechelen (Belgium)	45	78	R	63	11	R	197
10	SLIFKAS George	MF	18.10.69	Heidelberg	90	90	90	–	90	R	360
11	MARKOVSKI John	MF	15.04.70	Marconi	R	R	90	90	68	18	266
12	MORI Damian	MF	30.09.70	Melbourne Croatia	90	90	90	90	79	90	529
13	VEART Carl	FW	21.05.70	Adelaide City	R	45	46	74	90	–	255
14	REFENES Steve	FW	19.02.70	Olympiakos Piräus (Greece)	90	90	–	16	R	90	286
15	POPOVIC Tony	DF	04.07.73	Sydney Croatia	–	R	R	R	R	65	65
16	SEAL David	FW	26.01.72	Marconi	45	12	90	27	22	R	196
17	HASLER Gary	FW	05.07.70	South Melbourne	R	R	R	R	R	90	90
18	CORICA Stephen	MF	24.03.73	Marconi	32	45	R	R	R	R	77
19	MALONEY Bradley	MF	19.01.72	Newcastle Breakers	R	R	R	R	R	72	72
20	BOSNICH Mark	GK	13.01.72	Aston Villa	R	90	90	90	90	R	360

COLOMBIA

Team facts

Pre-selection: 4.1.1992, Number of players: selected 24, employed in the qual. compet. 18, Coach: Hernan Dario Gomez, Status of coach: National and Olympic team coach, average age (years/months): 21/7

Preparatory stage

a) before qualification

Criteria for team selection: technical capacity, adaptation to tactical work, players' performance in professional clubs in 1991, motivation, personality of player

Emphasis: general and individual physical preparation, team spirit, individual and team tactics

b) after qualification

Pre-selection final squad: 4.1.1992; Final selection: 20.6.1992

Training camps: 22.6.-16.7.1992: Basic camp in Barranquilla (Colombia), 3.-6.7.1992: Queretaro (Mexico), match v. Mexico Olympic team, 6.-9.7.1992: Tegucigalpa (Honduras), match v. Honduras national team, 9.-12.7.1992: Miami (USA), match v. Honduras national team, 12.-17.7.1992: Medellin (Colombia)

Preparatory matches: 7 matches v. Olympic, national and regional teams

Emphasis: more intensive individual and team tactics

Problems: 3 injured players (Restrepo, Lozano, Santa), all of whom could participate in the Olympics

Objectives of the Olympic team: Basis for national team (qualifying competition WC 1994)

Objectives of the Olympic team: Basis for national team (qualifying competition WC 1994)

QUALIFYING COMPETITION in Paraguay, finished 2nd

RESULTS OF QUALIFYING MATCHES

03.2.92	Peru v. Colombia	1:4
05.2.92	Brazil v. Colombia	0:2
07.2.92	Colombia v. Venezuela	4:0
09.2.92	Paraguay v. Colombia	0:0
12.2.92	Colombia v. Uruguay	3:0
14.2.92	Colombia v. Paraguay	0:1
16.2.92	Colombia v. Ecuador	1:1

RESULTS AT BARCELONA '92

24.7.92	v. Spain	0:4 (0:3)
27.7.92	v. Qatar	1:1 (0:0)
29.7.92	v. Egypt	3:4 (2:1)

Final Ranking: 14th Place



Players' Appearances

Engagements des Joueurs

Actuación de Jugadores

Spielereinsätze

No.	Name	Pos.	Date of Birth	Club	Match 1	Match 2	Match 3	Total
					v. ESP 0:4	v. QAT 1:1	v. EGY 3:4	
1	CALERO Miguel	GK	14.04.71	Deportivo Cali	90	90	R	180
2	BERMUDEZ Jorge (2nd Capt.)	DF	18.06.71	América de Cali	90	90	90	270
3	MORENO Robeiro	DF	11.11.69	Onze Philips de Manizales	R	90	90	180
4	SANTA José	DF	12.09.70	Nacional de Medellin	90	90	90	270
5	MARULANDA Víctor	DF	03.02.71	Nacional de Medellin	R	90	90	180
6	GAVIRIA Herman	MF	27.11.69	Nacional de Medellin	90	90	90	270
7	ASPRILLA Faustino	FW	10.11.69	AC Parma (Italy)	90	90	70	250
8	LOZANO Johnn	MF	30.03.72	América de Cali	90	45	45	180
9	VALENCIANO Iván	FW	18.03.72	Atalanta Bergamo	18 (exp.)	susp.	susp.	18
10	PACHECO BUSTAMANTE Víctor	MF	24.09.74	Junior de Barranquilla	45	90	90	225
11	URIBE Carlos	FW	26.09.69	Independiente Medellin	R	5	45	50
12	MONDRAGON Faryd	GK	21.06.71	Deportivo Cali	R	R	90	90
13	CASSIANI Geovani (Capt.)	DF	10.01.70	Nacional de Medellin	87 (exp.)	susp.	R	87
14	PEREZ John	MF	21.02.70	Independiente Medellin	45	R	R	45
15	ARISTIZABAL Víctor	FW	09.12.71	Nacional de Medellin	45	90	90	225
16	RESTREPO Gustavo	FW	24.09.69	Nacional de Medellin	R	90	90	180
17	MEJIA Jairo de Jesus	MF	12.03.70	Enuigado	R	R	R	-
18	OSORIO RENDON Diego León	MF	21.07.70	Nacional de Medellin	90	R	-	90
19	CALANCHE Jairo	FW	07.01.70	Independiente Medellin	R	R	20	20
20	CAÑAS Omar	MF	16.09.69	Nacional de Medellin	45	40	-	85

DENMARK

Team facts

Pre-selection: 1988 (U-19 team), Number of players: selected 30, employed in the qual. compet. 25, Coach: Viggo Jensen, average age (years/months): 21/8

Preparatory stage

a) before qualification

Criteria for selection: different styles of players with, good skills, good mentality, physically strong

Emphasis: team organisation, mental strength

Physical fitness and skills are taught in the clubs

QUALIFYING COMPETITION, lost semifinal v. Italy

b) after qualification

Pre-selection: 9.6.92 (25 players)

Final selection: 15.7.92

Training camps: 13.-17.7.1992 Nyborg (Denmark)

Preparatory matches: Two preparatory matches v. Danish club teams

Emphasis: same as before qualification

Objective of the Olympic Team: Constant development of players for the national team. Very important for small countries like Denmark

RESULTS OF QUALIFYING MATCHES

17.10.90	San Marino v. Denmark	0:3
13.11.90	Denmark v. Yugoslavia	3:0
17.04.91	Denmark v. San Marino	7:0
30.04.91	Yugoslavia v. Denmark	2:6
04.06.91	Denmark v. Austria	1:1
08.10.91	Austria v. Denmark	1:1
11.03.92	Denmark v. Poland	5:0
25.03.92	Poland v. Denmark	1:1
09.04.92	Denmark v. Italy	0:1
22.04.92	Italy v. Denmark	2:0

RESULTS AT BARCELONA '92

26.7.92	v. Mexico	1:1 (0:1)
28.7.92	v. Ghana	0:0
30.7.92	v. Australia	0:3 (0:1)

Final Ranking: 13th Place



Players' Appearances

Engagements des Joueurs

Actuación de Jugadores

Spielereinsätze

No.	Name	Pos.	Date of Birth	Club	Match 1	Match 2	Match 3	Total
					v. MEX 1:1	v. GHA 0:0	v. AUS 0:3	
1	JØRGENSEN Niels Chr.	GK	24.01.71	Aa B Club	90	90	90	270
2	HELVEG Thomas	DF	24.06.71	O.B. Club	90	90	90	270
3	LAURSEN Jacob	DF	06.10.70	Vejle	90	90	90	270
4	THOMSEN Claus (Capt.)	DF	31.05.70	AGF Club	90	90	60	240
5	FRANK Peter	DF	26.05.70	Frem Copenhagen	90	67	R	157
6	KJELDBJERG Jakob	MF	21.10.69	Silkeborg IF	90	90	90	270
7	MADSEN Jens	DF	01.02.70	Brøndby IF	R	R	30	30
8	EKELUND Ronnie	MF	21.08.72	FC Barcelona (Spain)	58	62	R	120
9	MOLNAR Miklos	FW	10.04.70	St. Etienne (France)	90	90	62 (exp.)	242
10	FRANDSEN Per	MF	06.02.70	OSC Lille (France)	90	90	90	270
11	MØLLER Peter	FW	23.03.72	Frem Copenhagen	64	28	71	163
12	RISAGER Jens	DF	09.04.71	Brøndby IF	R	R	R	-
13	TØFTING Stig	MF	14.08.69	AGF Club	90	90	90	270
14	HØJER NIELSEN Lars	MF	08.12.70	FC Copenhagen	32	90	90	212
15	HANSEN Michael	MF	22.09.71	Silkeborg IF	R	R	R	-
16	FLIES Brian	GK	29.08.69	Næstved IF	R	R	R	-
17	MADSEN Jens	MF	20.04.70	Brøndby IF	R	R	19	19
18	LARSEN Michael	MF	16.10.69	Silkeborg IF	R	23	90	113
19	ANDERSEN Søren	FW	31.01.70	AGF Club	26	R	R	26
20	JOHANSEN Michael	MF	22.07.72	FC Copenhagen	R	R	R	-

EGYPT

Team facts

Pre-selection: October 1991, Number of players: selected 21, employed in the qual. compet. 18, Coach: Mahmoud Said El Din Ahmed, average age (years/months): 21/3

Preparatory stage

a) before qualification

Criteria for team selection: Skilful players, Basic: U-20 team 1991 who took part in Portugal

Emphasis: Further development of U-20 '91 players, team organisation, mental strength

Problems: Club teams more important than Olympic team, since most of the players belonged to 1st division clubs their release was not always guaranteed

QUALIFYING COMPETITION: Egypt beat Zimbabwe (home/away) in the decisive round

b) after qualification

Pre-selection: June 1992 Final selection: 8.7.1992

Training camps: 02.-09.5.1992 Romania, 12.-22.6.1992 Syria and Lebanon, 25.6.-6.7.1992 Egypt, 7.-15.8.1992 Poland and Italy
Preparatory matches: 12 matches v. Olympic, national and club teams

Emphasis: same as before qualification

Problems: same as before qualification, league ended very late (26.6.92)

Objective of the Olympic team: team is not as important as in other countries, natural development Olympic/national team is not guaranteed

RESULTS OF QUALIFYING MATCHES

10.08.91	Sudan v. Egypt	1:2
23.08.91	Egypt v. Sudan	2:0
25.10.91	Egypt v. Malawi	3:1
09.11.91	Malawi v. Egypt	0:0
07.02.92	Egypt v. Zimbabwe	3:0
23.02.92	Zimbabwe v. Egypt	1:1

RESULTS AT BARCELONA '92

24.7.92	v. Qatar	0:1 (0:0)
27.7.92	v. Spain	0:2 (0:0)
29.7.92	v. Colombia	4:3 (1:2)

Final Ranking: 12th Place



Players' Appearances

Engagements des Joueurs

Actuación de Jugadores

Spielereinsätze

No.	Name	Pos.	Date of Birth	Club	Match 1	Match 2	Match 3				Total
					v. QAT 0:1	v. ESP 0:2	v. COL 4:3				
1	IBRAHIM Nader	GK	31.12.72	Zamalek	90	90	90				270
2	ELMANZALAWY Amr	DF	24.12.69	Al Ahly	90	90	90				270
3	ABDELHAMID Tamer	DF	16.10.71	Zamalek	90	17 (exp.)	-				107
4	EL GHANDOUR Khaled	MF	27.07.70	Zamalek	23	R	90				113
5	ABUELW Haysam	DF	04.01.71	Olympic Alexandria	R	R	30				30
6	ELSHESHINY Samy	DF	23.01.72	Zamalek	90	90	R				180
7	KHALED Yehia	DF	04.09.71	Zamalek	R	R	90				90
8	KHASHBA Hady	MF	19.12.72	Al Ahly	90	90	90				270
9	IBRAHIM Mostafa	FW	01.08.70	Zamalek	90	65	36				191
10	IBRAHIM Mohamed	FW	01.01.70	Zamalek	73	25	R				98
11	RAYYAN Yasser	FW	25.05.70	Mansoura	90	31	R				121
12	DIAB Essam	GK	01.11.70	Arsenal	R	R	R				-
13	ABDELRAZIK Mohamed (Capt.)	MF	09.10.70	Al Ahly	67	90	90				247
14	SADEK Moustafa	FW	31.01.72	Arab Contractors	R	R	54				54
15	KHAFAGA Akl	MF	15.11.72	Zamalek	R	90	90				180
16	SAKR Tawfik	DF	08.11.69	Al Ahly	90	90	60				240
17	EL NOUEMANY Ahmed	DF	05.02.71	Arab Contractors	90	90	90				270
18	ABDELATY Mohamed	FW	14.01.71	Canal	R	R	R				-
19	SALLAM Mohamed	GK	05.12.69	Olympic Alexandria	R	R	R				-
20	ELMASRY Ibrahim	FW	19.08.71	Masri	17	59	90				166

GHANA

Team facts

Pre-selection: June 1991, Number of players: selected 30, employed in the qual. compet. 18, Coach: Sam Arday, average age (years/months): 18/8

Preparatory stage

a) before qualification

Criteria for team selection: best players from U-17 and U-20 squad, natural development of youth national players

Emphasis: team organisation, individual and team tactics

Problems: players from foreign clubs were not always available

QUALIFYING COMPETITION: Ghana beat Mauritius (home/away) in the decisive round

b) after qualification

Pre-selection: May '92 (25 players)

Final selection: 8.7.1992

Training camps: 11.5.-17.6.1992 in Winneba (Ghana), 18.6.-22.7.1992 in Rome (Italy)

Preparatory matches: 5 matches v. Ghanaian local teams

Emphasis: Adaptation to opponents' tactic, video sessions about opponents in Barcelona

Problems: 3 injured players: Robert Eshun, Richard Naawu, Adjetey Adjei (all three could not participate in Barcelona)

Objective of the Olympic team: to develop players into national team players

RESULTS OF QUALIFYING MATCHES

	Ghana v. Guinea	Guinea suspended
27.10.91	Ghana v. Sierra Leone	2:1
09.11.91	Sierra Leone v. Ghana	2:2 a.e.t.
09.02.91	Ghana v. Mauritius	6:0
23.02.91	Mauritius v. Ghana	1:4

RESULTS AT BARCELONA '92

26.7.92	v. Australia	3:1 (1:0)
28.7.92	v. Denmark	0:0
30.7.92	v. Mexico	1:1 (0:1)
02.8.92	v. Paraguay	4:2 a.e.t. (2:2, 1:0)
05.8.92	v. Spain	0:2 (0:1)
07.8.92	v. Australia	1:0 (1:0)

Final Ranking: 3rd Place (Bronze Medals)



Appearances

Engagements

Actuaciones

Einsätze

No.	Name	Pos.	Date of Birth	Club	Match 1	Match 2	Match 3	Match 4	Match 5	Match 6	Total
					v. AUS 3:1	v. DEN 0:0	v. MEX 1:1	1/4 Final v. PAR 4:2 a.e.t.	1/2 Final v. ESP 0:2	3 rd Place v. AUS 1:0	
1	MNSAH Anthony	GK	31.10.72	Ashanti Kotoko	90	90	90	120	90	R	480
2	AMANKWAH Frank	DF	29.12.71	Ashanti Kotoko	90	90	90	120	90	90	570
3	ASARE Isaac	DF	01.09.74	RSC Anderlecht (Belgium)	90	90	90	120	90	90	570
4	GARGO Mohammed	DF/MF	19.06.75	AC Torino (Italy)	60	90	90	R	90	90	420
5	ACHEAMPONG Joachim Yaw	DF	02.11.73	Goldfields	90	R	90	120	-	90	390
6	NYARKO Alex	DF	15.10.73	Dawu	R	R	R	73	R	R	73
7	RAHMAN Oli	MF	07.07.75	Ashanti Kotoko	R	90	R	75	26	R	191
8	ODARTEY LAMPTEY Nii	MF	10.12.74	RSC Anderlecht (Belgium)	90	53	90	120	90	45	488
9	AYEW Kwame	FW	28.12.73	Metz (France)	90	90	90	120	90	90	570
10	QUAYE Shamo	MF	22.10.71	Hearts of Oak	-	90	45	R	R	42 (exp.)	177
11	KUMAH Samuel Ablade (Capt.)	MF	26.06.70	Hearts of Oak	53	90	90	120	90	90	533
12	KUFFUOR Osei	DF	03.09.76	AC Torino (Italy)	30	R	R	120	46 (exp.)	-	196
13	ADJEI Sammy	DF	18.11.73	Goldfields	90	90	67 (expl)	-	-	90	337
14	KALILU Mohammed Dramani	DF	21.10.72	Hearts of Oak	R	R	R	47	90	R	137
15	ARYEE Bernard Nii	MF	23.04.73	Hearts of Oak	90	R	R	45	64	90	289
16	ADDO Simon	GK	11.12.74	Goldfields	R	R	R	R	R	27	27
17	KONADU Maxwell	FW	04.12.72	Ashanti Kotoko	90	90	60	R	R	R	240
18	PREKO Yaw	MF	08.09.74	RSC Anderlecht (Belgium)	37	37	45	120	90	90	419
19	AMADU Mamood	FW	17.11.72	Ashanti Kotoko	R	R	30	R	R	-	30
20	DOSSEY Ibrahim	GK	24.11.70	Dawu	R	R	R	R	R	63	63

ITALY

Team facts

Pre-selection: April 1992, Number of players: selected 27, employed in the qual. compet. 20, Coach: Cesare Maldini, average age (years/month): 21/8

Preparatory stage

a) before qualification

Criteria for team selection: age (U-21 players), professional players of series A or B teams

Emphasis: Team tactics, team organisation, mental strength

b) after qualification

Pre-selection: 1.7.1992

Final selection: 14.7.1992

Training camps: 1.-11.7.1992: Pinzolo (Italy), 13.-21.7.1992: Marino (Italy)

Preparatory matches: 4 matches v. local Italian teams and Olympic selections

Emphasis: technical skill, team work, relaxation after a long season

Objective of the Olympic team: include Olympic team players in national team

QUALIFYING COMPETITION: European Champion

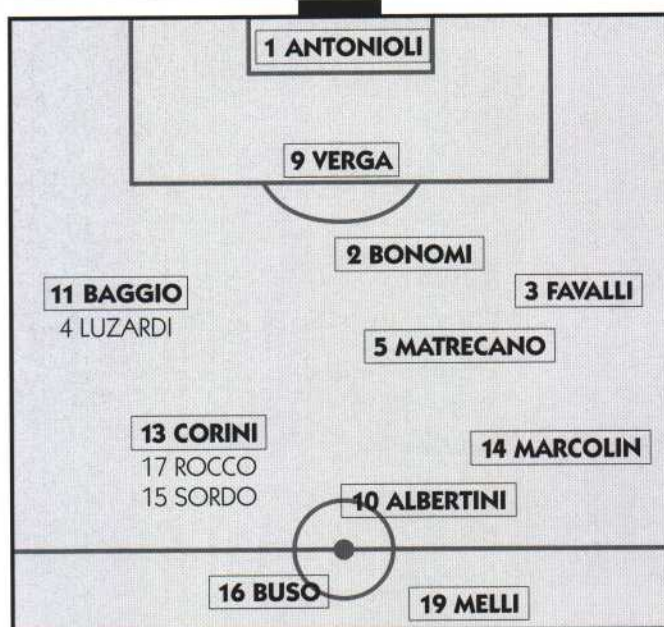
RESULTS OF QUALIFYING MATCHES

18.10.90	Italy v. Hungary	1:0
02.05.91	Hungary v. Italy	0:1
05.06.91	Norway v. Italy	6:0
12.06.92	Italy v. CIS	0:0
16.10.91	CIS v. Italy	1:1
13.11.91	Italy v. Norway	2:1
11.03.92	Czechoslovakia v. Italy	1:2
25.03.92	Italy v. Czechoslovakia	2:0
09.04.92	Denmark v. Italy	0:1
22.04.92	Italy v. Denmark	2:0
28.05.92	Italy v. Sweden	2:0
03.06.92	Sweden v. Italy	1:0

RESULTS AT BARCELONA '92

24.7.92	v. USA	2:1 (2:0)
27.7.92	v. Poland	0:3 (0:1)
29.7.92	v. Kuwait	1:0 (1:0)
01.8.92	v. Spain	0:1 (0:1)

Final Ranking: 7th Place



Players' Appearances

Engagements des Joueurs

Actuación de Jugadores

Spielereinsätze

No.	Name	Pos.	Date of Birth	Club	Match 1 v. USA 2:1	Match 2 v. POL 0:3	Match 3 v. KUW 1:0	Match 4 1/4 Final v. ESP 0:1	Total
1	ANTONIOLI Francesco	GK	14.09.69	Milan	90	90	90	90	360
2	BONOMI Mauro	DF	23.08.72	Lazio	90	90	90	R	270
3	FAVALLI Giuseppe	DF	08.01.72	Lazio	70	56	90	90	306
4	LUZARDI Luca	DF	18.02.70	Lazio	—	59 (exp.)	—	90	149
5	MATRECANO Salvatore	DF	05.10.70	Parma	90	R	90	90	270
6	ORLANDO Alessandro	DF	01.06.70	Udinese	R	R	R	R	—
7	ROSSINI Stefano	DF	02.02.71	Inter	20	34	15	13	82
8	TACCOLA Mirko	DF	14.08.70	Pisa	R	R	R	R	—
9	VERGA Rufo	DF	21.12.69	Fiorentina	90	90	90	90	360
10	ALBERTINI Demetrio	MF	23.08.71	Milan	85	90	—	90	265
11	BAGGIO Dino	DF	24.07.71	Juventus	90	R	90	90	270
12	PERUZZI Angelo	GK	16.02.70	Juventus	R	R	R	R	—
13	CORINI Eugenio (Capt.)	MF	30.07.70	Sampdoria	90	66 (exp.)	—	—	156
14	MARCOLIN Dario	MF	28.10.71	Lazio	90	90	90	90	360
15	SORDO Gianluca	MF	02.12.69	Torino	5	57	57	—	119
16	BUSO Renato	FW	19.12.69	Sampdoria	90	90	90	89 (exp.)	359
17	ROCCO Pasquale	MF	11.10.70	Pisa	R	R	75	77	152
18	FERRANTE Marco	FW	04.02.71	Napoli	R	R	R	R	—
19	MELLI Alessandro	FW	11.12.69	Parma	90	90	90	77	347
20	MUZZI Roberto	FW	21.09.71	Roma	R	33	33	13	79

KOREA REPUBLIC

Team facts

Team facts

Pre-selection: January 1991, Number of players: selected 40, employed in the qual. compet. 17, Coach: Kim Sam Rak, average age (years/months): 21/2

Preparatory stage

a) before qualification

Criteria for team selection: speed, physical fitness, team spirit
Emphasis: Physical fitness (long and cold winter in Korea), team tactics

Problems: College/University teams wanted to keep their players for league matches, one injured player: Kim Byung Soo (mid-fielder)

b) after qualification

Pre- and final selection: March 1992

Training camps (between March and June 1992, the team was together for 20 days per month): March 1992: North American tour (USA, Canada), 1.-8.5.1992: Korea Republic, after 15.5.92 until arrival Barcelona: European tour (Austria, Czechoslovakia, Spain)

Preparatory matches: 12 preparation matches v. Olympic and international club teams

Emphasis: same as before competition, improve shooting ability
Problems: Injuries: Kang Chul (No. 6) could not play the first two matches

Objective of the Olympic team: all players are amateurs (universities/colleges). One of the squad will join a professional club next season

QUALIFYING COMPETITION in Malaysia, finished first

RESULTS OF QUALIFYING MATCHES

18.5.91	Korea Rep. v. Philippines	10:0
20.5.91	Bangladesh v. Korea Rep.	0:6
22.5.91	Thailand v. Korea Rep.	1:2
26.5.91	Korea Rep. v. Malaysia	0:0
29.6.91	Philippines v. Korea Rep.	0:7
01.7.91	Malaysia v. Korea Rep.	0:2
03.7.91	Korea Rep. v. Bangladesh	1:0
05.7.91	Korea Rep. v. Thailand	2:0
18.1.92	Korea Rep. v. Kuwait	1:1
21.1.92	Bahrain v. Korea Rep.	0:1
24.1.92	Qatar v. Korea Rep.	1:0
27.1.92	Korea Rep. v. Japan	1:0
30.1.92	China PR v. Korea Rep.	1:3

RESULTS AT BARCELONA '92

26.7.92	v. Morocco	1:1 (0:0)
28.7.92	v. Paraguay	0:0
30.7.92	v. Sweden	1:1 (1:0)

Final Ranking: 11th Place



Players' Appearances

Engagements des Joueurs

Actuación de Jugadores

Spielereinsätze

No.	Name	Pos.	Date of Birth	Club	Match 1	Match 2	Match 3				Total
					v. MOR 1:1	v. PAR 0:0	v. SWE 1:1				
1	KIM Bong-Soo	GK	04.12.70	LG F.C.	R	R	R				-
2	NA Seung-Howa	DF	08.10.69	Posco F.C.	90	90	90				270
3	LEE Moon-Seok	DF	06.03.70	Inchon Univ.	R	R	R				-
4	HAN Jung-Kook	FW	19.07.71	Hanyang Univ.	23	16	90				129
5	KANG Chul	DF	02.11.71	Yonsei Univ.	R	R	90				90
6	SIN Tae-Yong	MF	11.10.70	Ilhwa F.C.	39	54	90				183
7	KIM Gwi-Hwa	DF	15.03.70	Daewoo F.C.	90	90	80				260
8	NOH Jung-Yoon	MF	28.03.71	Korea Univ.	90	74	33				197
9	GWAK Kyung-Keun	FW	10.10.72	Korea Univ.	90	90	10				190
10	JUNG Jae-Kwon (Capt.)	FW	05.11.70	Hanyang Univ.	90	90	90				270
11	SEO Jung-Won	FW	17.12.70	LG F.C.	67	90	90				247
12	CHO Jung-Hyun	MF	12.11.69	Yukong F.C.	51	36	-				87
13	KIM Do-Keun	DF	02.03.72	Hanyang Univ.	R	R	R				-
14	JUNG Kwang-Seok	DF	01.12.70	Samik F.C.	90	90	90				270
15	LEE Seung-Hyup	DF	15.04.71	Yonsei Univ.	90	90	57				237
16	CHO Jin-Ho	MF	02.08.73	Kyunghee Univ.	R	R	R				-
17	LEE Lim-Saeng	DF	18.11.71	Korea Univ.	90	90	90				270
18	LEE Jin-Hang	MF	10.07.71	Yonsei Univ.	R	R	R				-
19	SIN Bum-Chul	GK	27.09.70	Ahjuo Univ.	90	90	90				270
20	LEE Won-Jae	GK	26.04.73	Kyunghee Univ.	R	R	R				-

KUWAIT

Team facts

Pre-selection: June 1991, Number of players: selected 30 players, employed in the qual. compet. 22 players, Coach: Walmir Lourouz, average age (years/months): 20/9

Preparatory stage

a) before qualification

Criteria for team selection: Basic: U-19 players

Emphasis: Physical fitness, technical skill, individual and team tactics, psychological work

b) after qualification

Pre-selection: 15.5.1992

Final selection: 10.7.1992

Training camps: 1.-18.6.1992: Kuwait, 19.-29.6.1992: Copenhagen (Denmark), 29.6.-19.7.1992: Watford (England)

Preparatory matches: 7 training matches v. international club and Olympic teams

Emphasis: same as before qualification

Objective of the Olympic team: hope for the future of Kuwaiti football, eight of the Olympic team players have already played in the 1st national team

QUALIFYING COMPETITION in Malaysia, finished 3rd

RESULTS OF QUALIFYING MATCHES

08.8.91	Kuwait v. Oman	1:0
09.8.91	Syria v. Kuwait	1:1
12.8.91	Lebanon v. Kuwait	1:2
14.8.91	Kuwait v. India	2:1
18.1.92	Korea Rep. v. Kuwait	1:1
22.1.92	Kuwait v. Japan	1:1
25.1.92	Kuwait v. China PR	0:1
28.1.92	Qatar v. Kuwait	0:3
30.1.92	Kuwait v. Bahrain	3:0

RESULTS AT BARCELONA '92

24.7.92	v. Poland	0:2 (0:1)
27.7.92	v. USA	1:3 (1:0)
29.7.92	v. Italy	0:1 (0:1)

Final Ranking: 16th Place



Players' Appearances

Engagements des Joueurs

Actuación de Jugadores

Spielereinsätze

No.	Name	Pos.	Date of Birth	Club	Match 1	Match 2	Match 3				Total
					v. POL 0:2	v. USA 1:3	v. ITA 0:1				
1	AL-MAJIDI Falah	GK	13.11.70	Jahra Club	90	90	90				270
2	ABDULLAH Osama	DF	11.08.70	Arabi Club	90	90	90				270
3	HAJI Ahmad	DF	11.12.72	Qadisia Club	R	90	90				180
4	AL-ANZI Meshal	DF	26.01.72	Shabab Club	R	R	81				81
5	AL-KHALEDI Mohammad	DF	13.02.71	Qadisia Club	R	R	90				90
6	AL-DHAFAIRI Nawaf	DF	16.07.71	Jahra Club	62	R	R				62
7	MARZOUG Fahad	FW	02.01.71	Tadaman Club	28	12	R				40
8	AL-KHODHARI Husain	MF	07.02.72	Salemiya Club	77	90	R				167
9	AL-HADIYAH Ali (Capt.)	FW	14.10.69	Salemiya Club	90	90	90				270
10	MOHAMMAD Mansour	MF	03.09.70	Arabi Club	90	78	R				168
11	SAIHAN Abdullah	MF	02.07.71	Tadaman Club	90	90	R				180
12	AL-AHMAD Fawaz	MF	09.11.69	Kazima Club	90	90	90				270
13	AL-DOKHI Yousef	DF	02.08.73	Kazima Club	90	90	90				270
14	BEN-HAJJI Muhammad	MF	28.12.70	Qadisia Club	R	25	5				30
15	AL-EISA Hamad	DF	09.01.72	Tadaman Club	13	R	R				13
16	AL-LANQAWI Sami	DF	01.07.72	Arabi Club	90	90	90				270
17	AL-ENIZI Thamer	FW	23.05.70	Sulebikat Club	R	R	90				90
18	AL-ENIZI Salamah	DF	13.08.72	Jahra Club	R	R	9				9
19	AL-FADHLI Khalid	GK	15.05.74	Kazima Club	R	R	R				-
20	AL-HUWAIDI Jasem	FW	28.10.72	Salemiya Club	90	65	85				240

MEXICO

Team facts

Pre-selection: November 1991, Number of players: selected 35, employed in the qual. compet. 22, Coach: Vicente Cayetano Rodriguez Iparraguirre, average age (years/months): 21/4

Preparatory stage

a) before qualification

Criteria for team selection: experience gained in former youth national teams, typical Latin-American player, adaptation to team tactics

Emphasis: individual and team tactic, team spirit, team organisation, adaptation to match schedule olympic games (match every 2nd day)

Problems: Injuries: Ramon Ramirez, Gerardo Mascareno, Luis F. Soto

QUALIFYING COMPETITION: finished 2nd

b) after qualification

Pre-selection: January 1992 Final selection: between 1st and 10th July 1992

Training camps: Beg. of July: Barranquilla (Colombia), 8.-18.7.1992: Mexico

Preparatory matches: 6 matches v. Olympic and Mexican club teams

Emphasis: same as before qualification, adaptation to new rules

Objective of the Olympic team: close co-operation between national and Olympic team coach, include some Olympic team players in national team

RESULTS OF QUALIFYING MATCHES

01.9.91	Surinam v. Mexico	1:1
05.9.91	Honduras v. Mexico	1:1
11.9.91	Mexico v. Honduras	0:1
18.9.91	Mexico v. Surinam	6:0
25.3.92	Mexico v. USA	1:2
05.4.92	Canada v. Mexico	1:1
21.4.92	Mexico v. Canada	4:1
26.4.92	USA v. Mexico	3:0
06.5.92	Honduras v. Mexico	1:3
17.5.92	Mexico v. Honduras	5:1

RESULTS AT BARCELONA '92

26.7.92	v. Denmark	1:1 (1:0)
28.7.92	v. Australia	1:1 (0:1)
30.7.92	v. Ghana	1:1 (1:0)

Final Ranking: 10th Place



Players' Appearances

Engagements des Joueurs

Actuación de Jugadores

Spielereinsätze

No.	Name	Pos.	Date of Birth	Club	Match 1	Match 2	Match 3			Total
					v. DEN 1:1	v. AUS 1:1	v. GHA 1:1			
1	GUADARRAMA MONTECILLO José A.	GK	08.05.72	Cruz Azul	90	90	90			270
2	CADENA MARTINEZ Ricardo	DF	23.10.69	Guadalajara	90	90	90			270
3	VIDRIO Manuel	DF	23.08.72	Guadalajara	90	90	90			270
4	MACIAS HERNANDEZ Alberto	DF	28.12.69	Toluca	90	90	90			270
5	DELGADO Silviano	MF	04.09.69	Puebla	90	90	90			270
6	HERNANDEZ GARCIA Joaquín	DF	01.02.71	América	87	90	90			267
7	MORALES MOTA Agustin	MF	13.01.71	Cruz Azul	90	50	R			140
8	RANGEL TORRES José David	MF	12.11.69	Cruz Azul	90	90	R			180
9	ROTLLAN ZAVALA Francisco	FW	06.01.70	Puebla	90	75	50			215
10	CASTAÑEDA REYES Jorge (Capt.)	MF	12.01.70	Atlas de Guadalajara	90	90	90			270
11	ALVAREZ ARCOS Damian	FW	11.03.73	Atlas de Guadalajara	R	90	90			180
12	FUENTES RAZO Miguel de Jesús	GK	29.09.71	Atlas de Guadalajara	R	R	R			-
13	ROMERO MORA Camilo	DF	30.03.70	Guadalajara	R	R	31			31
14	LOPEZ DE SILANES MOLINA Carlos	DF	18.04.70	Necaxa	3	R	59			62
15	PAVEZ LOPEZ José Eduardo	MF	13.10.69	Club Atlante	R	R	R			-
16	ARTEAGA HERRERA Mario Alberto	FW	29.11.70	Guadalajara	-	40	90			130
17	PIÑEDA DERAS Pedro	FW	30.11.71	Guadalajara	15	15	40			70
18	LEMUS SILVA Angel	FW	03.09.71	Necaxa	R	R	R			-
19	VAZQUEZ Barba	FW	31.07.71	Chivas	75	R	R			75
20	MALDONADO GASTELUM Angel F.	GK	08.09.73	América	R	R	R			-

MOROCCO

Team facts

Pre-selection: April 1991, Number of players: selected 40-45, employed in the qual. compet. 20, Coach: Werner Olk (Germany), Status of coach: National and Olympic team coach, average age (years/month): 22/1

Preparatory stage

a) before qualification

Criteria for team selection: 100 players were selected, experience in 1st division clubs, 5 players selected for each position (if possible)

Emphasis: Physical fitness, tactical behaviour, adaptation of team to different tactics

QUALIFYING COMPETITION: Morocco beat Cameroon (home/away) in the decisive round

RESULTS OF QUALIFYING MATCHES

11.8.91	Morocco v. Mauritania	6:0
23.8.91	Mauritania v. Morocco	0:0
	Togo v. Morocco	withdrawal Togo
09.2.92	Cameroon v. Morocco	0:0
23.2.92	Morocco v. Cameroon	2:0

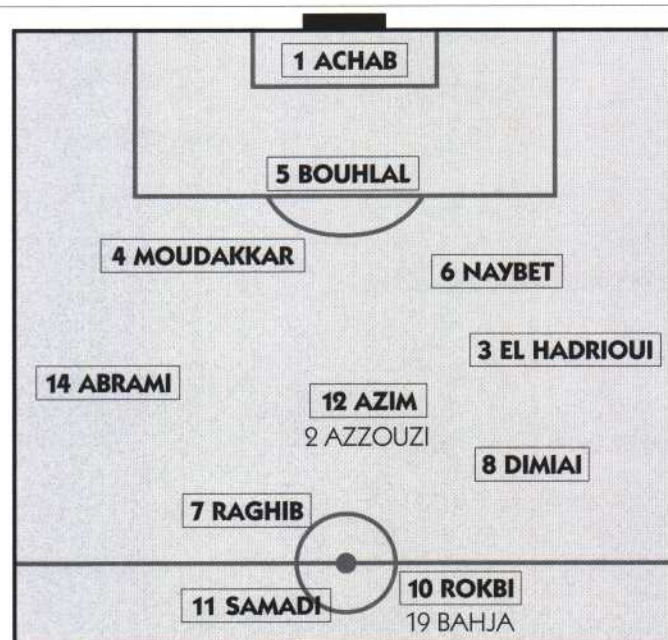
RESULTS AT BARCELONA '92

26.7.92	v. Korea Rep.	1:1 (0:0)
28.7.92	v. Sweden	0:4 (0:2)
30.7.92	v. Paraguay	1:3 (0:1)

Final Ranking: 15th Place

b) after qualification

Pre-selection: 1.4.1992 (22 players), Final selection: 14.7.1992
 Training camps: 15.-19.6.92 Rabat (Morocco), 22.-24.6.92 Rabat (Morocco), 30.6.-5.7.92 Belgium, 6.-19.7.92 Germany
 Preparatory matches: 9 v. international club and Olympic teams
 Emphasis: 1st phase: physical aspects (due to "feast of Ramadan", no training by players) in training camp in Belgium, 2nd phase: technical/tactical aspects in training camp in Germany, 3rd phase: 6 preparatory games in Germany
 Problems: 3 players played in international club tournament in Canada (Club Marrakesh) and afterwards in cup competition in Morocco. Preparatory with these players was very short.
 2 players injured: one did not make team, one was injured for the first match



Players' Appearances

Engagements des Joueurs

Actuación de Jugadores

Spielereinsätze

No.	Name	Pos.	Date of Birth	Club	Match 1	Match 2	Match 3			Total
					v. KOR 1:1	v. SWE 0:4	v. PAR 1:3			
1	ACHAB Mustapha	GK	29.09.69	W.A.C.	90	90	90			270
2	AZZOUZI Rachid	DF	10.01.71	MSV Duisburg (Germany)	90	90	R			180
3	EL HADRIOUI Abdelkrim	DF	06.03.72	F.A.R.	90	R	90			180
4	MOUDAKKAR Mouloud	DF	05.03.70	U.S.K.	85	90	90			265
5	BOUHLAL Mouhcine	DF	22.04.70	F.A.R.	90	85	90			265
6	NAYBET Nouredine (Capt.)	DF	10.02.70	W.A.C.	90	90	90			270
7	RAGHIB Khalid	MF	22.09.69	R.S.S.	90	R	90			180
8	DMIAI Hicham	MF	11.01.71	K.A.C.M.	R	90	90			180
9	EL BADRAOUI Mohamed	FW	27.06.71	R.B.M.	57	90	R			147
10	ROKBI Said	MF	20.10.69	R.S.S.	90	45	65			200
11	SAMADI Mohamed Aziz	FW	21.03.70	F.A.R.	90	R	90			180
12	AZIM Aziz	MF	05.03.70	U.S.K.	5	90	90			185
13	IDDAOUDI Rachid	DF	02.08.70	K.A.C.M.	R	R	R			-
14	ABRAMI Lahcen	DF	31.12.69	W.A.C.	90	90	90			270
15	KARAOUANE Abdelmajid	MF	24.01.70	F.A.R.	R	R	R			-
16	BOUGRINE Brahim	GK	17.08.69	F.U.S.	R	R	R			-
17	CHIPPO Youssef	DF	10.05.73	K.A.C.	R	5	R			5
18	AHNOUTA Lahoussaine	FW	24.10.69	F.U.S.	R	45	R			45
19	BAHJA Ahmed	FW	21.12.70	K.A.C.M.	33	90	25			148
20	IBARI MANSOURI Mohamed	GK	25.11.69	I.R.T.	R	R	R			-

PARAGUAY

Team facts

Pre-selection: 10.11.1992, Number of players: selected 30, employed in the qual. compet. 18, Coach: Sergio Markarian (Uruguay), Status of the coach: National and Olympic team coach, average age (years/months): 21/4

Preparatory stage

a) before qualification

Pre-selection: 10.-20.11.1991 (24 players working in Paraguay)

Basic preparation: 21.12.91-10.1.92 (with 24 players)

Specific preparation: 11.1.-31.1.1992 (with 20 players)

At the beginning of preparation only 8 players were with 1st division clubs; now all of them are playing in the highest league.

QUALIFYING COMPETITION in Paraguay, finished 1st

RESULTS OF QUALIFYING MATCHES

31.1.92	Paraguay v. Venezuela	1:0
03.2.92	Brazil v. Paraguay	1:0
07.2.92	Paraguay v. Peru	7:1
09.2.92	Paraguay v. Colombia	0:0
12.2.92	Ecuador v. Paraguay	0:1
14.2.92	Colombia v. Paraguay	0:1
16.2.92	Paraguay v. Uruguay	0:0

RESULTS AT BARCELONA '92

26.7.92	v. Sweden	0:0
28.7.92	v. Korea Rep.	0:0
30.7.92	v. Morocco	3:1 (1:0)
02.8.92	v. Ghana	2:4 a.e.t. (2:2, 0:1)

Final Ranking: 6th Place

b) after qualification

Pre-selection: 13.5.92; observation of possible new players

22.6.92; participation in tournament in Colombia

Final selection: 5.7.92, Training camp: 5.-21.7.1992 in Paraguay

Preparatory matches: 4 training matches v. international club,

regional and Olympic teams, 1 training match in Barcelona

Emphasis: more intensive psychological work (how to deal with pressure), tactical work combined with physical fitness, modification of tactics in view of Olympic football tournament

Problems: Injuries: Monzon and Cardozo (not in Barcelona).

Neffa (only 10 days before 1st match in Barcelona he could re-start full training). 3 other players were suffering from injury, therefore lack of practice.

Objective of the Olympic team: since actually no national team in Paraguay, the Olympic team is the future of the Paraguayan football (World Cup Qualifiers 1994)



Players' Appearances

Engagements des Joueurs

Actuación de Jugadores

Spielereinsätze

No.	Name	Pos.	Date of Birth	Club	Match 1 v. SWE 0:0	Match 2 v. KOR 0:0	Match 3 v. MOR 3:1	Match 4 1/4 Final v. GHA 2:4 a.e.t.	Total
1	RUIZ DIAZ Rubén Martín	GK	11.11.69	San Lorenzo (Argentina)	90	90	90	120	390
2	DUARTE VILLAMAYOR Andrés	MF	04.02.72	Cerro Porteño	90	90	90	120	390
3	PERALTA MEDINA Osvaldo A.	DF	02.02.71	Guarani	R	R	R	R	-
4	JARA MARTINEZ Juan Ramón	MF	06.08.70	Olimpia	90	90	74	120	374
5	AYALA GAVILAN Celso Rafael	DF	20.08.70	Olimpia	90	90	90	120	390
6	GAMARRA PAVON Carlos A. (Capt.)	DF	17.02.71	Independiente (Argentina)	90	90	90	120	390
7	FERREIRA ROMERO Francisco F.	FW	17.09.70	Sportivo Luqueño	90	71	45	120	326
8	SOSA FRANCO Hugo Ranulfo	MF	26.11.70	Sportivo Luqueño	90	90	90	120	390
9	BENITEZ ZARZA Arsenio	DF	14.12.71	Sportivo Luqueño	R	45	R	R	45
10	NEFFA RODRIGUEZ Gustavo A.	DF	03.11.71	Boca Juniors (Argentina)	54	R	45	59	158
11	YEGROS TORRES Julio César	DF	31.01.71	Sportivo Luqueño	R	19	R	R	19
12	VELAZQUEZ CUENCA César A.	GK	16.09.72	Independiente (Argentina)	R	R	R	R	-
13	MARECOS TALAVERA Juan	DF	21.08.69	Libertad	R	R	16	R	16
14	SANABRIA ACUÑA Ricardo	DF	31.10.69	Cerro Porteño	90	90	90	120	390
15	ALVARENGA TORALES Guido V.	MF	24.08.70	Mandiyu (Argentina)	36	R	R	61	97
16	ARCE ROLON Francisco J.	MF	02.04.71	Cerro Porteño	90	90	90	120	390
17	SOSA RAMIREZ Héctor D.	MF	07.04.71	Atletico Colegiales	R	R	R	R	-
18	BOURDIER MOLINAS Harles D.	MF	14.08.72	Olimpia	R	90	R	R	90
19	CABALLERO LOPEZ Mauro A.	FW	03.05.72	Olimpia	R	R	90	45	135
20	CAMPOS VELAZQUEZ Jorge L.	FW	11.08.70	Olimpia	90	45	90	75	300

POLAND

Team facts

Pre-selection: May 1989, Number of players: selected 30, employed in the qual. compet. 22, Coach: Janusz Wojcik, Status of the coach: only responsible for Olympic team, average age (years/months): 21/4

Preparatory stage

a) before qualification

Criteria for team selection: players must be with 1st or 2nd division teams, physical fitness, motivation, able to adapt to living in a team

Emphasis: physical condition, technical skill, team tactics (training camps in Malaysia, Germany, Spain and U.A.E.)

QUALIFYING COMPETITION (qualified due to better co-efficient than Germany)

RESULTS OF QUALIFYING MATCHES

16.10.90	England v. Poland	0:1
13.11.90	Türkiye v. Poland	0:1
16.04.91	Poland v. Türkiye	2:0
30.04.91	Ireland Rep. v. Poland	1:2
15.10.91	Poland v. Ireland Rep.	2:0
12.11.91	Poland v. England	2:1
11.03.92	Denmark v. Poland	5:0
25.03.92	Poland v. Denmark	1:1

RESULTS AT BARCELONA '92

24.7.92	v. Kuwait	2:0 (1:0)
27.7.92	v. Italy	3:0 (1:0)
29.7.92	v. USA	2:2 (2:1)
01.8.92	v. Qatar	2:0 (1:0)
05.8.92	v. Australia	6:1 (2:1)
08.8.92	v. Spain	2:3 (1:0)

Final Ranking: 2nd Place (Silver Medals)

b) after qualification

Pre-selection: May 1992 (30 players)

Final selection: Reduction of squad to 26, than to 22, 13.7.92, final selection of 20

Criteria: Performance in league matches, performance in preparatory matches, mental strength

Training camps: 1.-4.7.92: Warszawa (Poland), 5.-15.7.92: Rybnik (Czechoslovakia). Preparatory matches: 5 v. international club and Olympic teams

Emphasis: Relaxation (season ended on 20.6.1992), re-start of physical fitness training, team tactics, special preparation for Barcelona '92

Objective of Olympic team: some players already had been transferred to foreign clubs (Juskowiak, Kozminski), some players in the Olympic squad had played already in the first national team, include more and more players in the national team



Players' Appearances

Engagements des Joueurs

Actuación de Jugadores

Spielereinsätze

No.	Name	Pos.	Date of Birth	Club	Match 1	Match 2	Match 3	Match 4	Match 5	Match 6	Total
					v. KUW 2:0	v. ITA 3:0	v. USA 2:2	1/4 Final v. QAT 2:0	1/2 Final v. AUS 6:1	Final v. ESP 2:3	
1	KLAK Aleksander	GK	24.11.70	Igloopol Debica	90	90	90	90	90	90	540
2	JALOCHA Marcin	DF	17.03.71	Wisla Krakow	45	90	90	90	81	55	451
3	LAPINSKI Tomasz	DF	01.08.69	Widzew Lodz	90	90	90	90	90	90	540
4	KOZMINSKI Marek	DF	07.02.71	Udinese (Italy)	90	80	90	90	90	90	530
5	WALDOCH Tomasz	DF	10.05.71	Gornik Zabrze	90	90	90	90	90	90	540
6	GESIOR Dariusz	MF	09.10.69	Ruch Chorzow	45	R	45	10	7	90	197
7	SWIERCZEWSKI Piotr	MF	08.04.72	GKS Katowice	90	90	R	90	90	35	395
8	ADAMCZUK Dariusz	MF	21.10.69	Pogon Szczecin	90	90	83	80	90	-	433
9	MIELCARSKI Gregorz	FW	19.03.71	Olimpia Poznan	R	12	R	R	R	R	12
10	BRZECZEK Jerzy (Capt.)	MF	18.03.71	Olimpia Poznan	90	90	90	90	83	90	533
11	JUSKOWIAK Andrzej	FW	03.11.70	Sporting Lisbon (Portugal)	83	78	90	86	90	90	517
12	ONYSZKO Arkadiusz	GK	12.01.74	Zawisza Bydgoszcz	R	R	R	R	R	R	-
13	STANIEK Ryszard	MF	13.03.71	Gornik Zabrze	90	90	90	90	90	90	540
14	BAJOR Marek	DF	10.01.70	Widzew Lodz	R	10	45	R	9	R	64
15	KOBYLANSKI Andrzej	FW	31.07.70	Siarka Tarnobrzeg	R	R	7	4	R	90	101
16	WALIGORA Miroslaw	MF	04.02.70	Hutnik Krakow	7	R	R	R	R	R	7
17	SZUBERT Dariusz	MF	31.10.70	Pogon Szczecin	R	R	R	R	R	R	-
18	WIESZCZYCKI Tomasz	MF	21.12.71	LKS Lodz	R	R	R	R	R	R	-
19	KOSELA Dariusz	MF	12.02.70	Gornik Zabrze	R	R	R	R	R	R	-
20	KOWALCZYK Wojciech	FW	14.04.72	Legia Warszawa	90	90	90	90	90	90	540

QATAR

Team facts

Pre-selection: July 1991, Number of players: selected 25, employed in the qual. compet. 13, Coach: Evaristo de Macedo (Brazil), Status of the coach: National and Olympic team coach; co-ordinator for all the national teams in Qatar (U-20, U-17), average age (years/months): 20/1

Preparatory stage

a) before qualification

Criteria: players must be regular players in 1st division teams, physical fitness, stature, technical skill, motivation
Emphasis: since only 1'000 players (all categories) in Qatar, the emphasis was to adapt at least two players to each position, to teach international football, team and individual tactics

QUALIFYING COMPETITION in Malaysia, finished first

RESULTS OF QUALIFYING MATCHES

30.08.91	Qatar v. Iran	2:0
06.09.91	Yemen v. Qatar	1:1
13.09.91	Pakistan v. Qatar	0:4
23.09.91	Qatar v. UAE	2:1
28.09.91	Iran v. Qatar	2:0
04.10.91	Qatar v. Yemen	3:0
09.10.91	Qatar v. Pakistan	2:0
20.10.91	UAE v. Qatar	0:2
18.01.92	Bahrain v. Qatar	0:1
21.01.92	China PR v. Qatar	0:1
24.01.92	Qatar v. Korea Rep.	1:0
28.01.92	Qatar v. Kuwait	0:3
30.01.92	Japan v. Qatar	0:1

RESULTS AT BARCELONA '92

24.7.92	v. Egypt	1:0 (0:0)
27.7.92	v. Colombia	1:1 (0:0)
29.7.92	v. Spain	0:2 (0:1)
01.8.92	v. Poland	0:2 (0:1)

Final Ranking: 8th Place

b) after qualification

Pre-selection: 20.6.1992 Final selection: 15.7.1992

Training camps: Reunion after end of season: 20.6.1992, 4 weeks in France

Preparatory matches: 5 matches v. international club and Olympic teams

Emphasis: Further development in short- and medium-term preparation

Problems: Injuries: Al Kuwari Sultan Bakhit had to be replaced by Jaffal Rashid M. only a few days before the start of the competition

Objective of the Olympic team: Since there are only a very limited number of players in Qatar some of the players in the Olympic team are scheduled to join the national team



Players' Appearances

Engagements des Joueurs

Actuación de Jugadores

Spielereinsätze

No.	Name	Pos.	Date of Birth	Club	Match 1	Match 2	Match 3	Match 4	Total
					v. EGY 1:0	v. COL 1:1	v. ESP 0:2	1/4 Final v. POL 0:2	
1	SALEH Ahmad Khalil	GK	17.10.72	Al-Arabi Club	90	90	90	90	360
2	AL-ATTEYA Hamad Mubarak	DF	22.08.72	Rayyan Club	90	90	90	90	360
3	SUWAID Rashid Shami	DF	05.09.73	Rayyan Club	90	90	90	—	270
4	AL-KUWARI Zamel Essa	DF	23.08.73	Rayyan Club	90	90	58 (exp.)	—	238
5	AL-OBAIDLY A-Nasser Ali (Capt.)	MF	02.10.72	Al Sadd Club	65	90	62	75	292
6	MAAYOF Waleed Bakhit	DF	29.11.72	Qatar Club	90	90	90	90	360
7	NOORALLA Mubarak Mustafa	FW	30.03.73	Al-Arabi Club	90	90	61 (exp.)	—	241
8	JOHAR Jumah Salem M.	FW	20.08.70	Al-Wakrah Club	80	78	45	90	293
9	SOUF Mahmoud Yaseen	FW	20.10.71	Ittehad Club	90	90	90	90	360
10	AL-KUWARI Fahad Mohd F.	MF	19.12.73	Al Sadd Club	25	12	R	90	127
11	AL-MULLA Adel Mulla	FW	07.12.70	Al-Arabi Club	90	78	90	R	258
12	AL-KAABI Amer A-Rahman	GK	01.03.71	Ittehad Club	R	R	R	R	—
13	MAHMOUD Yousuf Adam	DF	12.09.72	Ittehad Club	R	R	28	90	118
14	IBRAHIM Waleed Ali M.	FW	12.10.73	Al Ahly	R	R	R	15	15
15	ALABDULLA Abdulla Basheer	MF	17.09.71	Rayyan Club	R	R	45	90	135
16	AL-MOHANNADI Mohamed Kayed	DF	10.10.72	Al Sadd Club	90	90	90	90	360
17	RASHID Jaffal	MF	27.09.73	Al Sadd Club	R	R	R	R	—
18	JALOOF A-Aziz Hassan	MF	27.02.73	Qatar Club	R	12	R	45	57
19	AL-WAHEEBI Khalid Habeeb	FW	01.12.70	Al Sadd Club	10	R	R	45	55
20	MAHBOUB Farez Gholam	GK	13.07.71	Rayyan Club	R	R	R	R	—

SPAIN

Team facts

Pre-selection: 17.6.1992*, Number of players: selected, employed in the qual. compet., Coach: Vicente Miera, Status of coach: only responsible for Olympic team, average age (years/months): 21/9

Preparatory stage

HOST COUNTRY, AUTOMATICALLY QUALIFIED

SHORT-TERM Preparation

Pre-selection: 17.6.92

Final selection: 11.7.1992

Criteria for team selection: technical/tactical aspects

Emphasis: technical skill, individual and team tactics, team organisation, extensive physical examinations with: medical checks, blood etc., psychological tests: motivation, concentration

Training camps: 30 days in Spain, 14.7.92, team travelled to Valencia

Preparatory matches: 4 training matches v. local U-21 selections

Objective of the Olympic team: some of the players will join the national team

RESULTS OF QUALIFYING MATCHES

09.10.90	Spain v. Iceland	2:0
13.11.90	Czechoslovakia v. Spain	3:1
18.12.90	Spain v. Albania	1:0
19.02.91	France v. Spain	0:1
24.09.91	Iceland v. Spain	1:0
11.10.91	Spain v. France	0:0
12.11.91	Spain v. Czechoslovakia	1:1
17.12.91	Albania v. Spain	-

RESULTS AT BARCELONA '92

24.7.92	v. Colombia	4:0 (3:0)
27.7.92	v. Egypt	2:0 (0:0)
29.7.92	v. Qatar	2:0 (1:0)
01.8.92	v. Italy	1:0 (1:0)
05.8.92	v. Ghana	2:0 (1:0)
08.8.92	v. Poland	3:2 (0:1)

Final Ranking: 1st Place (Gold Medals)



Players' Appearances

Engagements des Joueurs

Actuación de Jugadores

Spielereinsätze

No.	Name	Pos.	Date of Birth	Club	Match 1	Match 2	Match 3	Match 4	Match 5	Match 6	Total
					v. COL 4:0	v. EGY 2:0	v. QAT 2:0	1/4 Final v. ITA 1:0	1/2 Final v. GHA 2:0	Final v. POL 3:2	
1	CANIZARES Ruiz José S.	GK	18.12.69	C.P. Merida	R	R	R	R	R	R	-
2	FERRER Llopis Alberto	DF	06.06.70	F.C. Barcelona	90	90	90	-	90	90	450
3	LASA Goicoechea Mikel	DF	09.09.71	Real Madrid C.F.	90	90	90	90	90	51	501
4	SOLOZABAL Martínez Roberto (Capt.)	DF	15.09.69	Club Atlético Madrid	90	90	90	90	90	90	540
5	LOPEZ Martínez Juan M.	DF	03.09.69	Club Atlético Madrid	23 (exp.)	susp.	susp.	90	90	90	293
6	VILLABONA Etxaleku David	MF	05.12.69	Athletic Club	R	7	27	R	R	R	34
7	AMAVISCA Garate José	FW	19.06.71	Real Valladolid	R	5	R	R	86	39	130
8	LUIS ENRIQUE Martínez G.	FW	08.05.70	Real Madrid C.F.	90	90	90	90	90	90	540
9	GUARDIOLA Sala José	MF	18.01.71	F.C. Barcelona	83	90	63	90	90	90	506
10	ABELARDO Fernandez Antuña	DF	19.04.70	Real Sporting	53 (exp.)	susp.	90	90	90	90	413
11	MANJARIN Pereda Javier	FW	31.12.69	Real Sporting	R	R	R	R	R	R	-
12	PAQUI Veza Fragozo Francisco	DF	06.12.70	C.D. Tenerife	R	R	R	R	R	R	-
13	TONI Jimenez Sistachs A.	GK	12.10.70	Figuera	90	90	90	90	90	90	540
14	VIDAL Nova Gabriel	MF	05.10.69	R.C.D. Mallorca	R	R	R	5	4	R	9
15	SOLER Atencis Francisco	MF	05.03.70	R.C.D. Mallorca	7	90	90	90	R	R	277
16	MIGUEL Hernandez Sanchez	DF	19.02.70	A.R. Rayo Valleca	28	90	R	R	R	R	118
17	BERGES Marin Rafael	DF	21.01.71	C.D. Tenerife	90	85	90	90	90	90	535
18	PINILLA Miranda Antonio	FW	25.02.71	F.C. Barcelona	R	R	21	R	12	R	33
19	QUICO Narvaez Francisco J.	FW	26.04.72	Cádiz C.F.	90	83	90	85	78	90	516
20	ALFONSO Perez Muñoz	FW	26.09.72	Real Madrid C.F.	62	90	69	90	R	90	401

SWEDEN

Team facts

Pre-selection: January 1990, Number of players: selected 47, employed in the qual. compet. 20, Coach: Nisse Andersson, Status of the coach: 35% Olympic coach, 35% education of coaches and swedish youth players, 30% Committee for the building and maintenance of sports stadia, average age (years/months): 21/2

Preparatory stage

a) before qualification

Criteria for team selection: find best players in the right age, physical fitness, technical skill

Emphasis: the basic work is done in the clubs, Olympic team training only for team work, team tactics

Problems: Professional players (e.g. Brolin, Björklund) could not play all the qualifying matches

QUALIFYING COMPETITION; runner-up European U-21 Championship

b) after qualification

Pre-selection: 6.6.1992

Final selection: 12.7.1992

Training camps: league matches until 19 July 1992, team together only since 21 July 1992

Emphasis: re-motivation of players after a long season

Problems: Season ended very late; therefore no time for special preparation

Objective of the Olympic team: some players will join (have already joined) the national team (Brolin, Björklund, Andersson)

RESULTS OF QUALIFYING MATCHES

31.10.90	Sweden v. Greece	5:0
21.11.90	Cyprus v. Sweden	1:1
01.05.91	Sweden v. Cyprus	6:0
16.10.91	Sweden v. Israel	2:1
14.11.91	Israel v. Sweden	0:0
20.11.91	Greece v. Sweden	1:3
11.03.92	Netherlands v. Sweden	2:1
25.03.92	Sweden v. Netherlands	1:0
22.04.92	Scotland v. Sweden	0:0
29.04.92	Sweden v. Scotland	1:0
28.05.92	Italy v. Sweden	2:0
03.06.92	Sweden v. Italy	1:0

RESULTS AT BARCELONA '92

26.7.92	v. Paraguay	0:0
28.7.92	v. Morocco	4:0 (2:0)
30.7.92	v. Korea Rep.	1:1 (0:1)
02.8.92	v. Australia	1:2 (0:1)

Final Ranking: 5th Place



Players' Appearances

Engagements des Joueurs

Actuación de Jugadores

Spielereinsätze

No.	Name	Pos.	Date of Birth	Club	Match 1	Match 2	Match 3	Match 4	Total
					v. PAR 0:0	v. MOR 4:0	v. KOR 1:1	1/4 Final v. AUS 1:2	
1	EKHOLM Jan	GK	03.12.69	IFK Sundsvall	90	90	90	90	360
2	JOHANSSON Magnus	DF	10.11.71	IFK Göteborg	90	90	90	90	360
3	BJÖRKLUND Joachim	DF	15.03.71	SK Brann	90	90	90	90	360
4	APELSTAV Filip	DF	18.09.71	Västra Frölunda IF	90	R	R	R	90
5	ALEXANDERSSON Niclas	MF	29.12.71	Halmstads BK	78	73	90	R	241
6	MILD Hakan	MF	14.06.71	IFK Göteborg	90	90	90	90	360
7	ANDERSSON Patrik (Capt.)	DF/MF	18.08.71	Malmö FF	90	90	90	90	360
8	LANDBERG Stefan	MF	05.05.70	Oesters IF	90	90	83	90	353
9	FURSTH Christer	MF	06.07.70	Oerebro SK	90	90	72	90	342
10	RÖDLUND Jonny	FW	22.12.71	IFK Norrköping	70	75	90	90	325
11	BROLIN Tomas	FW	29.11.69	Parma (Italy)	90	90	90	30	300
12	SVENSSON Hakan	GK	20.01.70	Halmstads BK	R	R	R	R	-
13	JANSSON Jesper	MF	08.01.71	Oesters IF	12	R	7	59	78
14	MOBERG Jörgen	DF	02.06.71	Oesters IF	R	R	R	R	-
15	LILIUS Björn	DF	02.06.70	Helsingborgs IF	R	90	90	90	270
16	NILSSON Henrik	DF	25.07.72	Malmö FF	R	R	R	R	-
17	ANDERSSON Anders	MF	15.03.74	Malmö FF	R	R	R	R	-
18	SIMPSON Pascal	FW	04.05.71	AIK Stockholm	20	R	R	R	20
19	GUDMUNDSSON Niklas	FW	29.02.72	Halmstads BK	R	17	18	60	95
20	AXELDAL Jonas	FW	02.09.70	Malmö FF	R	15	R	31	46

USA

Team facts

Pre-selection: Summer 1989, Number of players: selected 34, employed in the qual. compet. 32, Coach: Lothar Osiander, Status of coach: full-time USSF employee, USSF instructor and involved in training of football coaches, average age (years/months): 21/5

Preparatory stage

a) before qualification
Preparatory programme: January 1990: 1st national U-23 camp (24 players), May 1990: Toulon Hopes Tournament (France), 4 international matches, August 1990: Two international friendlies v. Canada, January 1991: Final 24 pre-Olympic selection undergo joint camp with US-National Team, February 1991: 5 days' camp, one international match, August 1991: Pan-American

Games in Cuba (5 matches), January 1992: South American Tour (4 matches), February 1992: 18-day European tour (Portugal, France, Italy)

Criteria for team selection: physical capacity, technical skill, tactical behaviour

Emphasis: improvement of technical skills, improvement of tactical understanding, to gain international experience

Problems: Players are not involved in clubs (some exceptions), only in university teams; therefore no regular training and competitions, 1 player was overseas, another injured

QUALIFYING COMPETITION; finished first

b) after qualification

Pre-selection: July 1990 (same squad as for Pre-Olympics)

Final selection: January 1992 (do.)

Training camps: May 1992: Toulon (France), 8.-12.7.1992: Tampa (USA), 12.-20.7.1992: Perpignan (France)

Preparatory matches: 7 preparatory matches

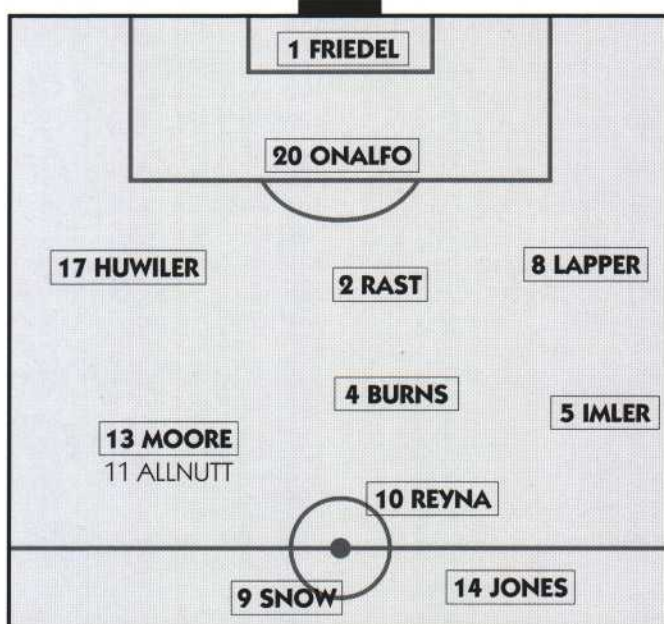
RESULTS OF QUALIFYING MATCHES

23.6.91	USA v. Haiti	8:0
14.7.91	Panama v. USA	1:1
20.7.91	USA v. Panama	7:1
25.8.91	Haiti v. USA	0:2
25.3.92	Mexico v. USA	1:2
05.4.92	USA v. Honduras	4:3
19.4.92	Honduras v. USA	3:4
26.4.92	USA v. Mexico	3:0
10.5.92	USA v. Canada	3:1
17.5.92	Canada v. USA	2:1

RESULTS AT BARCELONA '92

24.7.92	v. Italy	1:2 (0:2)
27.7.92	v. Kuwait	3:1 (0:1)
29.7.92	v. Poland	2:2 (1:2)

Final Ranking: 9th Place



Players' Appearances

Engagements des Joueurs

Actuación de Jugadores

Spielereinsätze

No.	Name	Pos.	Date of Birth	Club	Match 1	Match 2	Match 3	Total
					v. ITA 1:2	v. KUW 3:1	v. POL 2:2	
1	FRIEDEL Bradley	GK	18.05.71	East West Club	90	90	90	270
2	RAST Cameron (Capt.)	DF	16.01.70	F.C. Alliance	90	90	R	180
3	LALAS Panayotis «Alexi»	DF	01.06.70	Birmingham Blazers	R	R	45	45
4	BURNS Michael	DF	14.09.70	Marlboro	90	90	90	270
5	IMLER Erik Bradley	DF	01.06.71	Bethesda Alliance	90	R	90	180
6	BROSE Dario	MF	27.01.70	1. FC Kaiserslautern (Germany)	R	63	R	63
7	WASHINGTON Dante	FW	21.11.70	Challenge	90	R	R	90
8	LAPPER Michael	DF	28.08.70	Hunt Beach Untouchables	90	90	90	270
9	SNOW Steven	FW	02.02.71	Standard Liege (Belgium)	R	90	90	180
10	REYNA Claudio	MF	20.07.73	Union County	90	90	90	270
11	ALLNUTT Yari	MF	17.02.70	San Diego Nomads	90	20	90	200
12	DAYAK Troy Michael	DF	29.01.71	S-F. Bay Blackhawks	25	R	R	25
13	MOORE Joe-Max	MF	23.02.71	Hunt Beach Untouchables	65	90	45	200
14	JONES Cobi	MF	16.06.70	Santana Tigers	90	70	18	178
15	IBSEN Zak	MF	02.06.72	Hunt Beach Untouchables	R	R	R	-
16	LAGOS Manuel	FW	11.06.71	U.E. Lleida (Spain)	R	27	72	99
17	HUWILER Michael	MF	04.01.72	Tosa Wilagers Club	62	90	90	242
18	FEUER Ian	GK	20.05.70	RWD Molenbeek (Belgium)	R	R	R	-
19	HENDERSON Christopher	MF	11.12.70	Seattle Storm	R	R	R	-
20	ONALFO Curt	DF	19.11.69	La Ciotat (France)	28	90	90	208

THEY MADE THEIR WAY

(PARTICIPATION IN FORMER FIFA COMPETITIONS)

Australia (8)

Mark Bosnich	U-17 Canada '87
	U-20 Portugal '91
Stephen Corica	U-17 Scotland '89
	U-20 Portugal '91
Dominic Longo	U-17 Canada '87
Bradley Maloney	U-20 Portugal '91
John Markovski	U-20 Chile '87
Paul Okon	U-20 Portugal '91
Toni Popovic	U-17 Scotland '89
	U-20 Portugal '91
David Seal	U-20 Portugal '91

Colombia (12)

Jorge Bermudez	U-20 Saudi Arabia '89
Jairo Calanche	U-20 Saudi Arabia '89
Miguel Calero	U-20 Saudi Arabia '89
Omar Cañas	U-20 Saudi Arabia '89
Geovanis Cassiani	U-20 Saudi Arabia '89
	FIFA World Cup '90
Victor Marulanda	U-20 Saudi Arabia '89
Robeiro Moreno	U-20 Saudi Arabia '89
Diego Osorio	U-20 Saudi Arabia '89
Victor Pacheco Bustamante	U-17 Scotland '89
Gustavo Restrepo	U-20 Saudi Arabia '89
José Santa	U-20 Saudi Arabia '89
Ivan Valenciano	U-20 Saudi Arabia '89

Denmark (-)

Egypt (12)

Tamer Abdelhamid	U-17 Canada '87
	U-20 Portugal '91
Mohamed Abdelrazik	U-17 Canada '87
Essam Diab	U-17 Canada '87
Ibrahim El Masry	U-20 Portugal '91
Samy El Sheshiny	U-20 Portugal '91
Mostafa Ibrahim	U-17 Canada '87
Nader Ibrahim	U-20 Portugal '91
Akl Khafaga	U-20 Portugal '91
Yehia Khaled	U-17 Canada '87
	U-20 Portugal '91
Hady Khashba	U-20 Portugal '91
Walid Moustafa	U-17 Canada '87
	U-20 Portugal '91
Moustafa Sadek	U-20 Portugal '91

GHANA (8)

Bernard Nii Aryee	U-17 Scotland '89
Isaac Asare	U-17 Scotland '89
	U-17 Italy '91
Mohammed Gargo	U-17 Italy '91
Mohammed Dramani Kalilu	U-17 Scotland '89
Osei Kuffour	U-17 Italy '91
Nii Odartey Lamptey	U-17 Scotland '89
	U-17 Italy '91
Anthony Mensah	U-17 Scotland '89
Yaw Preko	U-17 Scotland '89
	U-17 Italy '91

ITALY (1)

Alessandro Melli	U-20 Chile '87
------------------	----------------

KOREA REPUBLIC (4)

Cho Jin-Ho	U-20 Portugal '91
Kang Chul	U-20 Portugal '91
Kim Bong-Soo	U-17 Canada '87
Lee Lim-Saeng	U-20 Portugal '91

KUWAIT (-)

MEXICO (3)

Damian Alvarez	U-20 Portugal '91
Miguel Fuentes	U-20 Portugal '91
Pedro Pineda	U-20 Portugal '91

MOROCCO (-)

PARAGUAY (-)

POLAND (-)

QATAR (5)

Mohamed Fahad Al Kuwari	U-17 Canada '87
Jaffal Rashid Al Kuwari	U-17 Canada '87
Zamel Essa Al Kuwari	U-17 Canada '87
Jumah Salem Johar	U-17 Canada '87
Fareed Gholam Mahmoud	U-17 Canada '87

SPAIN (7)

Ruis José CANIZARES	U-20 Saudi Arabia '89
Alberto Llopis FERRER	U-20 Saudi Arabia '89
Mikel LASA Goicoechea	U-20 Saudi Arabia '89
Francisco Veza Fragazo PAQUI	U-20 Saudi Arabia '89
Antonio PINILLA Miranda	U-20 Saudi Arabia '89
Roberto SOLOZABAL Martinez	U-20 Saudi Arabia '89
David VILLABONA Etxaleka	U-20 Saudi Arabia '89

SWEDEN (8)

Niclas Alexandersson	U-20 Portugal '91
Patrik Andersson	U-20 Portugal '91
Filip Apelstav	U-20 Portugal '91
Tomas Brolin	FIFA World Cup '90
Niklas Gudmundsson	U-20 Portugal '91
Magnus Johansson	U-20 Portugal '91
Henrik Nilsson	U-20 Portugal '91
Jonny Rödlund	U-20 Portugal '91

USA (9)

David Brose	U-20 Saudi Arabia '89
Michael Burns	U-17 Canada '87,
	U-20 Saudi Arabia '89
Troy Dayak	U-17 Canada '87,
	U-20 Saudi Arabia '89
Chris Henderson	U-20 Saudi Arabia '89
	FIFA World Cup '90
Erik Imler	U-17 Canada '87
Curtis Onalfo	U-20 Saudi Arabia '89
Cameron Rast	U-20 Saudi Arabia '89
Claudio Reyna	U-17 Scotland '89
Steve Snow	U-17 Canada '87,
	U-20 Saudi Arabia '89

STATISTICAL DETAILS

RESULTS AND STANDINGS

Group matches:

Group A

24.07.92	Barcelona Zaragoza	Italy v. USA Poland v. Kuwait	2:1 (2:0) 2:0 (1:0)	Diaz Vega, Spain Escobar, Paraguay
27.07.92	Barcelona Zaragoza	Italy v. Poland USA v. Kuwait	0:3 (0:1) 3:1 (0:1)	Don, England Lim Kee Chong, Mauritius
29.07.92	Barcelona Zaragoza	Italy v. Kuwait USA v. Poland	1:0 (1:0) 2:2 (1:2)	Brizio Carter, Mexico Lim Kee Chong, Mauritius
	1. Poland	3	2 1 0	7:2 5
	2. Italy	3	2 0 1	3:4 4
	3. USA	3	1 1 1	6:5 3
	4. Kuwait	3	0 0 3	1:6 0
		12	5 2 5	17:17 12

Group B

24.07.92	Valencia Sabadell	Spain v. Colombia Egypt v. Qatar	4:0 (3:0) 0:1 (0:0)	Merk, Germany Don, England
27.07.92	Valencia Sabadell	Spain v. Egypt Colombia v. Qatar	2:0 (0:0) 1:1 (0:0)	Rezende de Freitas, Brazil Brizio Carter, Mexico
29.07.92	Valencia Sabadell	Spain v. Qatar Colombia v. Egypt	2:0 (1:0) 3:4 (2:1)	Angeles, USA Bujsaim, UAE
	1. Spain	3	3 0 0	8:0 6
	2. Qatar	3	1 1 1	2:3 3
	3. Egypt	3	1 0 2	4:6 2
	4. Colombia	3	0 1 2	4:9 1
		12	5 2 5	18:18 12

Group C

26.07.92	Barcelona Valencia	Sweden v. Paraguay Morocco v. Korea Rep.	0:0 1:1 (0:0)	Spasov, Bulgaria Angeles, USA
28.07.92	Sabadell Valencia	Sweden v. Morocco Paraguay v. Korea Rep.	4:0 (2:0) 0:0	Torres Cadena, Colombia Sendid, Algeria
30.07.92	Barcelona Valencia	Sweden v. Korea Rep. Paraguay v. Morocco	1:1 (0:1) 3:1 (1:0)	Diaz Vega, Spain Merk, Germany
	1. Sweden	3	1 2 0	5:1 4
	2. Paraguay	3	1 2 0	3:1 4
	3. Korea Republic	3	0 3 0	2:2 3
	4. Morocco	3	0 1 2	2:8 1
		12	2 8 2	12:12 12

Group D

26.07.92	Zaragoza Sabadell	Denmark v. Mexico Ghana v. Australia	1:1 (0:1) 3:1 (1:0)	Baldas, Italy Bujsaim, UAE
28.07.92	Zaragoza Barcelona	Denmark v. Ghana Mexico v. Australia	0:0 1:1 (0:1)	Escobar, Paraguay Tachi, Japan
30.07.92	Zaragoza Sabadell	Denmark v. Australia Mexico v. Ghana	0:3 (0:1) 1:1 (1:0)	Baldas, Italy Torres Cadena, Colombia
	1. Ghana	3	1 2 0	4:2 4
	2. Australia	3	1 1 1	5:4 3
	3. Mexico	3	0 3 0	3:3 3
	4. Denmark	3	0 2 1	1:4 2
		12	2 8 2	13:13 12

Quarter Finals

01.08.92	Barcelona Valencia	Poland v. Qatar Spain v. Italy	2:0 (1:0) 1:0 (1:0)	Sendid, Algeria Rezende de Freitas, Brazil
02.08.92	Barcelona Zaragoza	Sweden v. Australia Ghana v. Paraguay	1:2 (0:1) 4:2, 2:2 (1:0) a.e.t.	Brizio Carter, Mexico Bujsaim, UAE

Semi-Finals:

05.08.92	Barcelona Valencia	Poland v. Australia Spain v. Ghana	6:1 (2:1) 2:0 (1:0)	Rezende de Freitas, Brazil Brizio Carter, Mexico
----------	-----------------------	---------------------------------------	------------------------	---

Match for 3rd Place

07.08.92	Barcelona	Australia v. Ghana	0:1 (0:1)	Diaz Vega, Spain
----------	-----------	--------------------	-----------	------------------

Final:

08.08.92	Barcelona	Poland v. Spain	2:3 (1:0)	Torres Cadena, Colombia
----------	-----------	-----------------	-----------	-------------------------

FINAL RANKING

1.	Spain	Gold-Medal
2.	Poland	Silver-Medal
3.	Ghana	Bronze-Medal
4.	Australia	
5.	Sweden	
6.	Paraguay	
7.	Italy	
8.	Qatar	
9.	USA	
10.	Mexico	
11.	Korea Republic	
12.	Egypt	
13.	Denmark	
14.	Colombia	
15.	Morocco	
16.	Kuwait	

Total goals scored: 87 (Ø 2.71)
Comp. Seoul '88: (Ø 2.96)

STATISTICAL DETAILS OF THE MATCHES

DONNEES STATISTIQUES DES MATCHES

DETALLES ESTADISTICOS DE LOS PARTIDOS

STATISTISCHE ANGABEN ZU DEN SPIELEN

Key/Légende/Leyenda/
Aufschlüsselung

Match No./Date/Kick-off time/
Venue/Number of spectators

Match No./Date/

Heure du coup d'envoi/Lieu/

Nombre de spectateurs

Partido No./Fecha/Hora de

saque de salida/Lugar/

Número de espectadores

Spiel Nr./Datum/Anstosszeit/

Ort/Zuschauerzahl

Teams/Equipes/Equipos/

Mannschaften

a) Goals / Buts / Goles / Tore

b) Referee and Linesmen /
Arbitre et juges de touche /
Arbitro y jueces de línea /
Schiedsrichter und Linien-
richter

c) Substitutions / Remplacé-
ments / Substituciones /
Auswechslungen

d) Cautions / Avertissements /
Amonestaciones /
Verwarungen

e) Expulsions / Expulsions /
Expulsiones / Ausschlüsse

GROUP A

ITALY, USA, POLAND, KUWAIT

ITALY v. USA	2:1 (2:0)
01 24.07. 18:00 Barcelona (Nou Camp) 18'000	
<i>ITALY:</i> 1 Antonioli; 9 Verga; 11 Baggio, 2 Bonomi, 3 Favalli; 13 Corini, 10 Albertini, 5 Matrecano, 14 Marcolin; 19 Melli, 16 Buso.	
<i>USA:</i> 1 Friedel; 2 Rast; 17 Huwiler, 12 Dayak, 8 Lapper; 10 Reyna, 4 Burns, 5 Imler; 7 Washington, 14 Jones, 11 Allnutt.	
a) 1:0 14' Melli, 2:0 21' Albertini, 2:1 65' Moore	
b) Diaz Vega (Spain) – Cevallos (Ecuador), Sundqvist (Sweden)	
c) <i>ITALY:</i> 70' out Favalli, in Rossini (No. 7) 85' out Albertini, in Sordo (No. 15)	
<i>USA:</i> 25' out Dayak, in Moore (No. 13) 62' out Huwiler, in Onalfo (No. 20)	
d) <i>ITALY:</i> 32' Verga 44' Baggio 68' Albertini	
<i>USA:</i> 8' Allnutt	
e) –	

POLAND v. KUWAIT	2:0 (1:0)
02 24.07. 20:00 Zaragoza 2'000	
<i>POLAND:</i> 1 Klak; 3 Lapinski; 5 Waldoch, 4 Kozminski; 8 Adamczuk, 13 Staniek, 6 Gesior, 10 Brzeczek, 7 Swierczewski; 11 Juskowiak, 20 Kowalczyk.	
<i>KUWAIT:</i> 1 Al-Majidi; 2 Abdullah, 16 Al-Lanqawi, 13 Al-Dokhi, 6 Al-Dhafairi; 12 Al-Hamad, 11 Saihan, 8 Al-Khodhari, 10 Mohammad; 9 Al-Hadiyah, 20 Al-Huwaidi.	
a) 1:0 7' Juskowiak, 2:0 80' Juskowiak	
b) Escobar (Paraguay) – Carlomagno (Argentina), Monnier (France)	
c) <i>POLAND:</i> 46' out Gesior, in Jalocho (No. 2) 83' out Juskowiak, in Waligora (No. 16)	
<i>KUWAIT:</i> 62' out Al-Dhafairi, in Marzoug (No. 7) 77' out Al-Khodhari, in Al-Eisa (No. 15)	
d) <i>POLAND:</i> 5' Adamczuk 54' Juskowiak	
<i>KUWAIT:</i> 21' Mohammad	
e) –	

ITALY v. POLAND	0:3 (0:1)
09 27.07. 21:00 Barcelona 15'000	
<i>ITALY:</i> 1 Antonioli; 9 Verga; 4 Luzardi, 2 Bonomi; 15 Sordo, 13 Corini, 10 Albertini, 14 Marcolin, 3 Favalli; 16 Buso, 19 Melli.	
<i>POLAND:</i> 1 Klak; 3 Lapinski; 5 Waldoch, 2 Jalocho, 4 Kozminski; 8 Adamczuk, 13 Staniek, 10 Brzeczek, 7 Swierczewski; 11 Juskowiak, 20 Kowalczyk.	
a) 0:1 4' Juskowiak, 0:2 48' Staniek, 0:3 90' Mielcarski	
b) Don (England) – Matthys (Belgium), Cevallos (Ecuador)	
c) <i>ITALY:</i> 57' out Sordo, in Muzzi (No. 20) 56' out Favalli, in Rossini (No. 7)	
<i>POLAND:</i> 78' out Juskowiak, in Mielcarski (No. 9) 82' out Kozminski, in Bajar (No. 14)	
d) <i>ITALY:</i> 16' Luzardi, 30' Favalli, 35' Buso, 37' Marcolin 44' Sordo, 47' Albertini	
<i>POLAND:</i> 2' Swierczewski, 8' Jalocho, 42' Waldoch	
e) <i>ITALY:</i> 59' Luzardi, 66' Corini	

USA v. KUWAIT	3:1 (0:1)
10 27.07. 19:00 Zaragoza 4'500	
<i>USA:</i> 1 Friedel; 20 Onalfo; 2 Rast, 8 Lapper; 14 Jones, 13 Moore, 4 Burns, 6 Brose, 17 Huwiler; 9 Snow, 10 Reyna.	
<i>KUWAIT:</i> 1 Al-Majidi; 2 Abdullah, 16 Al-Lanqawi, 13 Al-Dokhi, 3 Hajj; 12 Al-Ahmad, 10 Mohammad, 8 Al-Khodhari, 11 Saihan; 9 Al-Hadiyah, 20 Al-Huwaidi.	
a) 0:1 16' Al-Hadiyah, 1:1 56' Brose, 2:1 79' Lagos, 3:1 85' Snow	
b) Lim Kee Chong (Mauritius) – Monnier (France), Rharib (Morocco)	
c) <i>USA:</i> 63' out Brose, in Lagos (No. 16) 70' out Jones, in Allnutt (No. 11)	
<i>KUWAIT:</i> 65' out Al-Huwaidi, in Ben-Hajji (No. 14) 78' out Mohammad, in Marzoug (No. 7)	
d) <i>USA:</i> 12' Burns, 67' Lapper	
<i>KUWAIT:</i> 66' Saihan	
e) –	

ITALY v. KUWAIT	1:0 (1:0)
17 29.07. 21:00 Barcelona 8'000	
<i>ITALY:</i> 1 Antonioli; 9 Verga; 11 Baggio, 5 Matrecano, 2 Bonomi, 3 Favalli; 15 Sordo, 17 Rocco, 14 Marcolin; 16 Buso, 19 Melli.	
<i>KUWAIT:</i> 1 Al-Majidi; 5 Al-Khaledi; 2 Abdullah, 13 Al-Dokhi, 3 Hajj; 17 Al-Enizi, 4 Al-Anzi, 16 Al-Lanqawi, 12 Al-Hamad; 20 Al-Huwaidi, 9 Al-Hadiyah.	
a) 1:0 9' Melli	
b) Brizio Carter (Mexico) – Dunster (Australia), Park (Korea Rep.)	
c) <i>ITALY:</i> 57' out Sordo, in Muzzi (No. 20) 75' out Rocco, in Rossini (No. 7)	
<i>KUWAIT:</i> 81' out Al-Anzi, in Al-Enizi (No. 18) 85' out Al-Huwaidi, in Ben-Hajji (No. 14)	
d) <i>ITALY:</i> 52' Sordo	
<i>KUWAIT:</i> 32' Al-Khaledi	
e) –	

USA v. POLAND	2:2 (1:2)
18 29.07. 19:00 Zaragoza 3'000	
<i>USA:</i> 1 Friedel; 20 Onalfo; 17 Huwiler, 3 Lalas; 11 Allnutt, 8 Lapper, 4 Burns, 10 Reyna, 5 Imler; 16 Lagos, 9 Snow.	
<i>POLAND:</i> 1 Klak; 3 Lapinski; 5 Waldoch, 4 Kozminski; 8 Adamczuk, 13 Staniek, 14 Bajor, 10 Brzeczek, 2 Jalocho; 11 Juskowiak, 20 Kowalczyk.	
a) 1:0 20' Imler, 1:1 31' Kozminski, 1:2 40' Juskowiak, 2:2 52' Snow	
b) Lim Kee Chong (Mauritius) – Rharib (Morocco), Monnier (France)	
c) <i>USA:</i> 45' out Lalas, in Moore (No. 13) 72' out Lagos, in Jones (No. 14)	
<i>POLAND:</i> 45' out Bajor, in Gesior (No. 6) 83' out Adamczuk, in Kobylanski (No. 15)	
d) <i>USA:</i> 32' Lapper	
e) –	

GROUP B

SPAIN, COLOMBIA, EGYPT, QATAR

SPAIN v. COLOMBIA

4:0 (3:0)

03 24.07. 20:00 Valencia

18'000

SPAIN: 13 Toni; 2 Ferrer, 5 Lopez, 4 Solozabal, 3 Lasa; 8 Luis Enrique, 9 Guardiola, 10 Abelardo, 17 Berges; 19 Quico, 20 Alfonso.

COLOMBIA: 1 Calero; 4 Santa, 2 Bermudez, 13 Cassiani, 18 Osorio; 6 Gaviria, 8 Lozano, 14 Perez; 15 Aristizabal, 9 Valenciano, 7 Asprilla.

- a) 1:0 10' Guardiola, 2:0 37' Quico, 3:0 41' Berges, 4:0 69' Luis Enrique
 b) Merk (Germany) - Clark (Scotland), Marton (Hungary)
 c) *SPAIN:* 62' out Alfonso, in Miguel (No. 16)
 83' out Guardiola, in Soler (No. 15)
 COLOMBIA: 46' out Perez, in Pacheco (No. 10)
 46' out Aristizabal, in Cañas (No. 20)
 d) *SPAIN:* 2' Ferrer, 17' Guardiola, 33' Abelardo
 COLOMBIA: 4' Cassiani, 9' Calero, 39' Aristizabal, 55' Santa,
 79' Cañas, 90' Lozano
 e) *SPAIN:* 23' Lopez, 53' Abelardo
 COLOMBIA: 18' Valenciano, 87' Cassiani

SPAIN v. EGYPT

2:0 (0:0)

11 27.07. 21:00 Valencia

15'000

SPAIN: 13 Toni; 16 Miguel; 2 Ferrer, 4 Solozabal, 3 Lasa; 8 Luis Enrique, 15 Soler, 9 Guardiola, 17 Berges; 20 Alfonso, 19 Quico.

EGYPT: 1 N. Ibrahim; 6 ElSheshiny; 2 ElManzalawy, 16 Sakr; 15 Khafaga, 8 Khashba, 3 Abdelhamid, 13 Abdelrazik, 17 ElNouemany; 9 Ibrahim, 20 ElMasry.

- a) 1:0 56' Solozabal, 2:0 72' Soler
 b) Rezende de Freitas (Brazil) - Marton (Hungary), Clark (Scotland)
 c) *SPAIN:* 83' out Quico, in Villabona (No. 6)
 85' out Berges, in Amavisca (No. 7)
 EGYPT: 59' out ElMasry, in Rayyan (No. 11)
 65' out Mostafa Ibrahim, in Mohamed Ibrahim (No. 10)
 d) *SPAIN:* 31' Alfonso
 EGYPT: 12' Abdelrazik, 24' Khafaga, 44' Khashba
 e) *EGYPT:* 17' Abdelhamid

SPAIN v. QATAR

2:0 (1:0)

19 29.07. 21:00 Valencia

19'300

SPAIN: 13 Toni; 2 Ferrer, 10 Abelardo, 4 Solozabal, 3 Lasa; 15 Soler, 7 Amavisca, 17 Berges; 8 Luis Enrique, 20 Alfonso, 19 Quico.

QATAR: 1 Saleh; 16 Al-Mohannadi; 2 Al-Atteya, 3 Suwaid, 4 Al-Kuwari, 6 Maayof; 8 Johar, 5 Al-Obaidly, 11 Al-Mulla; 7 Nooralla, 9 Souf.

- a) 1:0 40' Alfonso, 2:0 80' Quico
 b) Angeles (USA) - Kelly (England), Marton (Hungary)
 c) *SPAIN:* 63' out Guardiola, in Villabona (No. 6)
 69' out Alfonso, in Pinilla (No. 18)
 QATAR: 46' out Johar, in AlAbdulla (No. 15)
 62' out Al-Obaidly, in Mahmoud (No. 13)
 d) *SPAIN:* 64' Ferrer, 78' Villabona
 QATAR: 11' Al-Obaidly, 57' Al-Atteya, 68' Suwaid
 e) *QATAR:* 58' Al-Kuwari, 61' Nooralla

EGYPT v. QATAR

0:1 (0:0)

04 24.07. 20:00 Sabadell

2'000

EGYPT: 1 N. Ibrahim; 6 ElSheshiny; 3 Abdelhamid, 2 ElManzalawy, 17 El Nouemany; 11 Rayyan, 16 Sakr, 8 Khashba, 13 Abdelrazik; 10 Ibrahim, 9 Ibrahim.

QATAR: 1 Saleh; 16 Al-Mohannadi; 2 Al-Atteya, 3 Suwaid, 4 Al-Kuwari, 6 Maayof; 7 Nooralla, 5 Al-Obaidly, 11 Al-Mulla; 8 Johar, 9 Souf.

- a) 0:1 75' Nooralla
 b) Don (England) - Morandi (Switzerland), Matthys (Belgium)
 c) *EGYPT:* 67' out Abdelrazik, in El Ghandour (No. 4)
 73' out Mohamed Ibrahim, in El Masry (No. 20)
 QATAR: 65' out Al-Obaidly, in Al-Kuwari (No. 10)
 80' out Johar, in Al Wahezebi (No. 19)
 d) *QATAR:* 62' Suwaid
 e) -

COLOMBIA v. QATAR

1:1 (0:0)

12 27.07. 19:00 Sabadell

4'000

COLOMBIA: 1 Calero; 2 Bermudez; 4 Santa, 5 Marulanda, 3 Moreno; 8 Lozano, 6 Gaviria, 16 Restrepo, 10 Pacheco; 7 Asprilla, 15 Aristizabal.

QATAR: 1 Saleh; 16 Al-Mohannadi; 6 Maayof, 3 Suwaid, 4 Al-Kuwari, 2 Al-Atteya; 8 Johar, 5 Al-Obaidly, 11 Al-Mulla; 7 Nooralla, 9 Souf.

- a) 1:0 62' Aristizabal, 1:1 89' Souf
 b) Brizio Carter (Mexico) - Park (Korea Rep.), Dunster (Australia)
 c) *COLOMBIA:* 46' out Lozano, in Canas (No. 20)
 85' out Cañas, in Uribe (No. 11)
 QATAR: 78' out Al-Mulla, in Jaloof (No. 18)
 78' out Johar, in Al Kuwari (No. 10)
 d) *COLOMBIA:* 75' Asprilla
 QATAR: 48' Al Mohannadi
 e) -

COLOMBIA v. EGYPT

3:4 (2:1)

20 29.07. 19:00 Sabadell

4'500

COLOMBIA: 12 Mondragon; 2 Bermudez; 4 Santa, 5 Marulanda, 3 Moreno; 16 Restrepo, 8 Lozano, 15 Aristizabal, 6 Gaviria; 7 Asprilla, 10 Pacheco.

EGYPT: 1 N. Ibrahim; 5 Abuelw; 15 Khafaga, 7 Khaled, 2 ElManzalawy; 4 El Ghandour, 13 Abdelrazik, 8 Khashba, 17 ElNouemany; 20 ElMasry, 14 Sadek.

- a) 1:0 8' Gaviria, 2:0 14' Pacheco, 2:1 27' Abdelrazik, 2:2 48' El Masry, 3:2 83' Gaviria, 3:3 90' Khashba, 3:4 91' Khashba
 b) Bujsaim (U.A.E.) - Matthys (Belgium), Morandi (Switzerland)
 c) *COLOMBIA:* 46' out Lozano, in Uribe (No. 11)
 70' out Asprilla, in Calanche (No. 19)
 EGYPT: 30' out Abuelw, in Sakr (No. 16)
 54' out Sadek, in Ibrahim Mostafa (No. 9)
 d) *COLOMBIA:* 65' Asprilla, 88' Santa
 EGYPT: 32' ElNouemany, 72' Abdelrazik
 e) -

GROUP C

SWEDEN, PARAGUAY, MOROCCO, KOREA REPUBLIC

SWEDEN v. PARAGUAY

0:0

05 26.07. 21:00 Barcelona

15'000

SWEDEN: 1 Ekholm; 2 Johansson; 7 Andersson; 3 Björklund; 4 Apelstav; 5 Alexandersson; 6 Mild; 8 Landberg; 9 Fursth; 11 Brolin; 10 Rödlund.

PARAGUAY: 1 Ruiz Diaz; 2 Duarte Villamayor; 6 Gamarra Pavon; 5 Ayala Gavilan; 4 Jara Martinez; 16 Arce Rolon; 10 Neffa Rodriguez; 14 Sanabria Acuña; 8 Sosa Franco; 7 Ferreira Romero; 20 Campos Velazquez.

- a) –
 b) Spassov (Bulgaria) – Dunster (Australia), Hassan (Egypt)
 c) SWEDEN: 70' out Rödlund, in Simpson (No. 18)
 78' out Alexandersson, in Jansson (No. 13)
 PARAGUAY: 54' out Neffa, in Alvarenga (No. 15)
 d) PARAGUAY: 67' Duarte, 82' Alvarenga
 e) –

MOROCCO v. KOREA REPUBLIC

1:1 (0:0)

06 26.07. 21:00 Valencia

2'000

MOROCCO: 1 Achab; 5 Bouhlal; 14 Abrami; 4 Moudakkar; 6 Naybet; 11 Samadi; 2 Azzouzi; 3 El Hadrioui; 10 Rokbi; 7 Raghieb; 9 El Badraoui.

KOREA REPUBLIC: 19 Sin Bum-Chul; 14 Jung Kwang-Seok; 17 Lee Lim-Saeng; 15 Lee Seung-Hyup; 10 Jung Jae-Kwon; 2 Na Seung-Howa; 8 Noh Jung-Yoon; 12 Cho Jung-Hyun; 7 Kim Gwi-Hwa; 11 Seo Jung-Won; 9 Gwak Kyung-Keun.

- a) 1:0 64' Bahja, 1:1 73' Jung Kwang-Seok
 b) Angeles (USA) – Kelly (Trinidad & Tobago), Marton (Hungary)
 c) MOROCCO: 57' out El Badraoui, in Bahja (No. 19)
 85' out Moudakkar, in Azim (No. 12)
 KOREA REPUBLIC: 51' out Cho Jung-Hyun, in Sin Tae-Yong (No. 6)
 67' out Seo Jung-Won, in Han Jung-Kook (No. 4)
 d) MOROCCO: 65' Samadi, 89' Raghieb
 e) –

SWEDEN v. MOROCCO

4:0 (2:0)

13 28.07. 19:00 Sabadell

5'000

SWEDEN: 1 Ekholm; 7 Andersson; 2 Johansson; 15 Lilius; 3 Björklund; 5 Alexandersson; 8 Landberg; 6 Mild; 9 Fursth; 11 Brolin; 10 Rödlund.

MOROCCO: 1 Achab; 6 Naybet; 2 Azzouzi; 4 Moudakkar; 5 Bouhlal; 14 Abrami; 12 Azim; 8 Dmiai; 18 Ahnouta; 9 El Badraoui; 19 Bahja.

- a) 1:0 13' Brolin, 2:0 19' Mild, 3:0 10' Rödlund, 4:0 68' Brolin
 b) Torres Cadena (Colombia) – Cevalles (Ecuador), Morandi (Switzerland)
 c) Sweden: 73' out Alexandersson, in Gudmundsson (No. 19)
 75' out Rödlund, in Axeldal (No. 20)
 Morocco: 45' out Ahnouta, in Rokbi (No. 10)
 85' out Bouhlal, in Chippo (No. 17)
 d) Sweden: 49' Johansson
 Morocco: 42' Moudakkar, 47' Rokbi, 51' Bahja
 e) Morocco: 63' El Badraoui

PARAGUAY v. KOREA REPUBLIC

0:0

14 28.07. 21:00 Valencia

2'000

PARAGUAY: 1 Ruiz Diaz; 6 Gamarra; 14 Sanabria; 5 Ayala; 2 Duarte; 16 Arce; 18 Bourdier; 8 Sosa; 4 Jara; 7 Ferreira; 20 Campos.

KOREA REPUBLIC: 19 Sin Bum-Chul; 14 Jung Kwang-Seok; 15 Lee Seung-Hyup; 17 Lee Lim-Saeng; 10 Jung Jae-Kwon; 2 Na Seung-Howa; 8 Noh Jung-Yoon; 7 Kim Gwi-Hwa; 12 Cho Jung-Hyun; 11 Seo Jung-Won; 9 Gwak Kyung-Keun.

- a) –
 b) Sendid (Algeria) – Clark (England), Kelly (Trinidad & Tobago)
 c) PARAGUAY: 46' out Campos, in Benitez (No. 9)
 71' out Ferreira, in Yegros (No. 11)
 KOREA REPUBLIC: 36' out Cho Jung-Hyun, in Sin Tae-Yong (No. 6)
 74' out Noh Jung-Yoon, in Han Jung-Kook (No. 4)
 d) PARAGUAY: 54' Gamarra
 KOREA REPUBLIC: 55' Lee Seung-Hyup
 e) –

SWEDEN v. KOREA REPUBLIC

1:1 (0:1)

21 30.07. 21:00 Barcelona

12'000

SWEDEN: 1 Ekholm; 7 Andersson; 2 Johansson; 6 Mild; 3 Björklund; 5 Alexandersson; 6 Mild; 8 Landberg; 9 Fursth; 11 Brolin; 10 Rödlund.

KOREA REP.: 19 Sin Bum-Chul; 5 Kang Chul; 17 Lee Lim-Saeng; 15 Lee Seung-Hyup; 2 Na Seung-Howa; 4 Han Jung-Kook; 14 Jung Kwang-Seok; 7 Kim Gwi-Hwa; 6 Sin Tae-Yong; 10 Jung Jae-Kwon; 11 Seo Jung-Won.

- a) 0:1 28' Seo Jung-Won, 1:1 50' Rödlund.
 b) Diaz Vega (Spain) – Matthys (Hungary), Hassan (Egypt)
 c) SWEDEN: 72' out Fursth, in Gudmundsson (No. 19)
 83' out Landberg, in Jansson (No. 13)
 KOREA REP.: 57' out Lee Seung-Hyup, in Noh Jung-Yoon (No. 8)
 80' out Kim Gwi-Hwa, in Gwak Kyung-Keun (No. 9)
 d) SWEDEN: 38' Andersson
 KOREA REP.: 17' Sin Tae-Yong
 e) –

PARAGUAY v. MOROCCO

3:1 (1:0)

22 30.07. 21:00 Valencia

2'000

PARAGUAY: 1 Ruiz Diaz; 14 Sanabria; 6 Gamarra; 5 Ayala; 4 Jara; 2 Duarte; 16 Arce; 8 Sosa; 20 Campos; 7 Ferreira; 19 Caballero.

MOROCCO: 1 Achab; 5 Bouhlal; 14 Abrami; 4 Moudakkar; 6 Naybet; 3 El Hadrioui; 7 Raghieb; 12 Azim; 8 Dmiai; 11 Samadi; 10 Rokbi.

- a) 1:0 43' Arce, 2:0 57' Caballero, 3:0 70' Gamarra, 3:1 87' Naybet
 b) Merk (Germany) – Marton (Hungary), Clark (Scotland)
 c) Paraguay: 46' out Ferreira, in Neffa (No. 10)
 74' out Jara, in Marecos (No. 13)
 Morocco: 65' out Rokbi, in Bahja (No. 19)
 d) Morocco: 36' Azim, 70' Achab, 81' Bahja
 e) –

GROUP D

DENMARK, MEXICO, GHANA, AUSTRALIA

DENMARK v. MEXICO

1:1 (0:1)

07 26.07. 19:00 Zaragoza

8'000

DENMARK: 1 Jørgensen; 4 Thomsen; 2 Helveg, 3 Laursen, 5 Frank; 8 Ekelund, 10 Frandsen, 6 Kjeldberg, 13 Tøfting; 11 Möller, 9 Molnar.

MEXICO: 1 Guadarrama; 4 Macias; 2 Cadena, 3 Vidrio, 6 Hernandez; 7 Morales, 10 Castañeda, 5 Delgado, 8 Rangel; 9 Rotllan, 19 Vazquez.

- a) 0:1 39' Rotllan (Penalty), 1:1 85' Thomsen
b) Baldas (Italy) – Rharib (Morocco), Fanaei (Iran)
c) *DENMARK*: 58' out Ekelund, in Højer Nielsen (No. 14)
64' out Møller, in Andersen (No. 19)
MEXICO: 75' out Vazquez, in Pineda (No. 17)
87' out Hernandez, in Lopez (No. 14)
d) *DENMARK*: 18' Frandsen
MEXICO: 34' Morales, 35' Rangel, 46' Vazquez
e) –

GHANA v. AUSTRALIA

3:1 (1:0)

08 26.07. 19:00 Sabadell

4'000

GHANA: 1 Mensah; 5 Acheampong; 2 Amankwah, 3 Asare, 13 Adjei; 8 Lamptey, 11 Kumah, 4 Gargo, 15 Aryee; 9 Ayew, 17 Konadu.

AUSTRALIA: 1 Filan; 4 Zelic, 2 Blagojevic, 3 Longo, 5 Murphy; 12 Mori, 10 Slifkas, 8 Okon, 6 Vidmar; 9 Arambasic, 14 Refenes.

- a) 1:0 15' Gargo, 2:0 80' Ayew, 3:0 90' Ayew, 3:1 91' Vidmar
b) Bujsaim (United Arab Emirates) – Sundqvist (Sweden), Park (Korea Republic)
c) *GHANA*: 53' out Kumah, in Preko (No. 18)
60' out Gargo, in Kuffuor (No. 12)
AUSTRALIA: 46' out Arambasic, in Seal (No. 16)
58' out Okon, in Corica (No. 18)
d) *GHANA*: 19' Amankwah
AUSTRALIA: 27' Longo, 63' Slifkas
e) –

DENMARK v. GHANA

0:0

15 28.07. 19:00 Zaragoza

5'000

DENMARK: 1 Jørgensen; 4 Thomsen; 3 Laursen, 6 Kjeldberg; 2 Helveg, 8 Ekelund, 14 Højer Nielsen, 13 Tøfting, 18 Larsen; 9 Molnar, 10 Frandsen.

GHANA: 1 Mensah; 5 Acheampong; 2 Amankwah, 3 Asare, 13 Adjei; 11 Kumah, 8 Lamptey, 4 Gargo, 10 Quaye; 9 Ayew, 17 Konadu.

- a) –
b) Escobar (Paraguay) – Fanaei (Iran), Carlomagno (Argentina)
c) *DENMARK*: 23' out Larsen, in Frank (No. 5)
62' out Ekelund, in Møller (No. 11)
GHANA: 53' out Lamptey, in Preko (No. 18)
d) *GHANA*: 26' Acheampong
e) –

MEXICO v. AUSTRALIA

1:1 (0:1)

16 28.07. 21:00 Barcelona

10'000

MEXICO: 1 Guadarrama; 4 Macias; 3 Vidrio, 6 Hernandez; 2 Cadena, 7 Morales, 5 Delgado, 8 Rangel Torres, 10 Castañeda; 9 Rotllan, 11 Alvarez.

AUSTRALIA: 20 Bosnich; 4 Zelic; 12 Mori, 3 Longo; 5 Murphy, 6 Vidmar; 2 Blagojevic, 10 Slifkas, 14 Refenes; 9 Arambasic, 18 Corica.

- a) 0:1 23' Arambasic, 1:1 64' Castañeda
b) Tachi (Japan) – Hassan (Egypt), Sundqvist (Sweden)
c) *MEXICO*: 50' out Morales, in Arteaga (No. 16)
75' out Rotllan, in Pineda (No. 17)
AUSTRALIA: 46' out Corica, in Veart (No. 13)
78' out Arambasic, in Seal (No. 16)
d) *MEXICO*: 52' Rangel, 80' Macias
AUSTRALIA: 28' Refenes, 50' Mori
e) –

DENMARK v. AUSTRALIA

0:3 (0:1)

23 30.07. 19:00 Sabadell

3'000

DENMARK: 1 Jørgensen; 4 Thomsen; 2 Helveg, 14 Højer Nielsen, 3 Laursen; 6 Kjeldberg, 10 Frandsen, 13 Tøfting, 18 Larsen; 11 Möller, 9 Molnar.

AUSTRALIA: 20 Bosnich; 4 Zelic; 3 Longo, 5 Murphy, 6 Vidmar; 2 Blagojevic, 8 Okon, 10 Slifkas, 11 Markovski; 12 Mori, 16 Seal.

- a) 0:1 32' Markovski, 0:2 60' Mori, 0:3 75' Vidmar.
b) Baldas (Italy) – Carlomagno (Argentina), Fanaei (Iran)
c) *DENMARK*: 60' out Thomsen, in Madsen (No. 7)
71' out Möller, in Madsen (No. 17)
AUSTRALIA: 44' out Blagojevic, in Veart (No. 13)
d) *DENMARK*: 11' Kjeldberg, 23' Helveg, 41' Molnar, 71' Tøfting
AUSTRALIA: 10' Murphy, 17' Slifkas, 19' Zelic
e) *DENMARK*: 63' Molnar

MEXICO v. GHANA

1:1 (1:0)

24 30.07. 19:00 Sabadell

6'000

MEXICO: 1 Guadarrama; 4 Macias; 2 Cadena, 3 Vidrio, 6 Hernandez; 14 Lopez, 10 Castañeda, 5 Delgado, 11 Alvarez; 16 Arteaga, 9 Rotllan.

GHANA: 1 Mensah; 5 Acheampong; 2 Amankwah, 3 Asare, 13 Adjei; 11 Kumah, 4 Gargo, 8 Lamptey, 10 Quaye; 17 Konadu, 9 Ayew.

- a) 1:0 29' Rotllan, 83' 1:1 Ayew
b) Torres Cadena (Colombia) – Sundqvist (Sweden), Cevalles (Ecuador)
c) *MEXICO*: 50' out Rotllan, in Pineda (No. 17)
59' out Lopez, in Romero (No. 13)
GHANA: 46' out Quaye, in Preko (No. 18)
60' out Konadu, in Amadu (No. 19)
d) *MEXICO*: 36' Cadena
GHANA: 22' Asare, 55' Konadu
e) *GHANA*: 67' Adjei

QUARTER FINALS

POLAND v. QATAR

2:0 (1:0)

25 01.08.92 21:30 Barcelona

25'000

POLAND: 1 Klak; 3 Lapinski; 5 Waldoch; 2 Jalocho; 4 Kozminski; 8 Adamczuk; 13 Staniek; 10 Brzeczek; 7 Swierczewski; 11 Juskowiak; 20 Kowalczyk.

QATAR: 1 Saleh; 16 Al-Mohannadi; 13 Mahmoud; 5 Al-Obaidly; 6 Maayof; 15 Al-Abdulla; 10 Al-Kuwari; 2 Al-Atteya; 8 Johar; 19 Al-Waheebi; 9 Souf.

- a) 1:0 42' Kowalczyk; 2:0 74' Jalocho
 b) Sendid (Algeria) – Dunster (Australia), Sundqvist (Sweden)
 c) **POLAND:** 80' out Adamczuk, in Gesior (No. 6)
 86' out Juskowiak, in Kobylanski (No. 15)
 QATAR: 46' out Al-Waheebi, in Jaloof (No. 18)
 75' out Al-Obaidly, in Ibrahim (No. 14)
 d) –
 e) –

SPAIN v. ITALY

1:0 (1:0)

26 01.08.92 19:00 Valencia

28'000

SPAIN: 13 Toni; 4 Solozabal; 5 Lopez; 10 Abelardo; 3 Lasa; 8 Amavisca; 15 Soler; 9 Guardiola; 17 Berges; 20 Alfonso; 19 Quico.

ITALY: 1 Antonioli; 9 Verga; 4 Luzardi; 5 Matrecano; 3 Favalli; 11 Baggio; 17 Rocco; 10 Albertini; 14 Marcolin; 19 Melli; 16 Buso.

- a) 1:0 38' Quico
 b) Rezende de Freitas (Brazil) – Marton (Hungary), Kelly (England)
 c) **SPAIN:** 85' out Quico, in Vidal (No. 14)
 ITALY: 77' out Rocco, in Rossini (No. 7)
 77' out Melli, in Muzzi (No. 20)
 d) **SPAIN:** 70' Alfonso, 70' Berges
 ITALY: 16' Favalli, 58' Melli 82', Muzzi, 85' Albertini
 e) **ITALY:** 89' Buso

SWEDEN v. AUSTRALIA

1:2 (0:1)

27 02.08. 21:30 Barcelona

30'000

SWEDEN: 1 Ekholm; 7 Andersson; 2 Johansson; 15 Lilius; 3 Björklund; 8 Landberg; 13 Jansson; 6 Mild; 9 Fursth; 10 Rödlund; 11 Brolin.

AUSTRALIA: 20 Bosnich; 8 Okon; 3 Longo; 5 Murphy; 6 Vidmar; 12 Mori; 4 Zelic; 2 Blagojevic; 11 Markovski; 13 Veart; 9 Arambasic.

- a) 0:1 30' Markovski; 0:2 55' Murphy; 1:2 62' Andersson
 b) Brizio Carter (Mexico) – Park (Korea Rep.), Matthys (Hungary)
 c) **SWEDEN:** 30' out Brolin, in Gudmundsson (No. 19)
 59' out Jansson, in Axeldal (No. 20)
 AUSTRALIA: 63' out Arambasic, in Seal (No. 16)
 74' out Veart, in Refenes (No. 14)
 d) **AUSTRALIA:** 72' Veart, 91' Bosnich
 e) –

GHANA v. PARAGUAY

4:2, 2:2 (1:0) a.e.t.

28 02.08. 19:00 Zaragoza

5'000

GHANA: 1 Mensah; 5 Acheampong; 2 Amankwah; 12 Kuffuor; 3 Asare; 8 Lamptey; 15 Aryee; 6 Nyarko; 11 Kumah; 18 Preko; 9 Ayew.

PARAGUAY: 1 Ruiz Diaz; 6 Gamarra; 14 Sanabria; 5 Ayala; 2 Duarte; 15 Alvarenga; 8 Sosa; 16 Arce; 4 Jara; 7 Ferreira; 19 Caballero.

- a) 1:0 17' Ayew; 2:0 55' Ayew; 2:1 78' own goal Ghana; 2:2 81' Campos; 3:2 114' Rahman; 4:2 121' Ayew.
 b) Bujsaim (United Arab Emirates) – Monnier (France), Fanaei (Iran)
 c) **GHANA:** 46' out Aryee, in Rahman (No. 7)
 73' out Nyarko, in Kalilu (No. 14)
 PARAGUAY: 46' out Caballero, in Campos (No. 20)
 61' out Alvarenga, in Neffa (No. 10)
 d) **GHANA:** 63' Acheampong; 5' Ayew
 PARAGUAY: 88' Ferreira; 112' Sanabria
 e) –

STANDINGS AFTER GROUP MATCHES

GROUP A:

1. Poland	3	2	1	0	7:2	5
2. Italy	3	2	0	1	3:4	4
3. USA	3	1	1	1	6:5	3
4. Kuwait	3	0	0	3	1:6	0

Qualified for 1/4 Finals: POLAND and ITALY

Goals scored: 17, Cautions: 21, Expulsions: 2

GROUP B:

1. Spain	3	3	0	0	8:0	6
2. Qatar	3	1	1	1	2:3	3
3. Egypt	3	1	0	2	4:6	2
4. Colombia	3	0	1	2	4:9	1

Qualified for 1/4 Finals: SPAIN and QATAR

Goals scored: 18, Cautions: 27, Expulsions: 7

GROUP C:

1. Sweden	3	1	2	0	5:1	4
2. Paraguay	3	1	2	0	3:1	4
3. Korea Republic	3	0	3	0	2:2	3
4. Morocco	3	0	1	2	2:8	1

Qualified for 1/4 Finals: SWEDEN and PARAGUAY

Goals scored: 12, Cautions: 16, Expulsions: 2

GROUP D:

1. Ghana	3	1	2	0	4:2	4
2. Australia	3	1	1	1	5:4	3
3. Mexico	3	0	3	0	3:3	3
4. Denmark	3	0	2	1	1:4	2

Qualified for 1/4 Finals: GHANA and AUSTRALIA

Goals scored: 13, Cautions: 23, Expulsions: 2

SEMI-FINALS

POLAND v. AUSTRALIA

6:1 (2:1)

29 05.08. 21:30 Barcelona 45'000

POLAND: 1 Klak; 3 Lapinski; 5 Waldoch; 4 Kozminski; 2 Jalocho; 8 Adamczuk; 10 Brzeczek; 13 Staniek; 7 Swierczewski; 11 Juskowiak; 20 Kowalczyk.

AUSTRALIA: 20 Bosnich; 8 Okon; 3 Longo; 5 Murphy; 12 Mori; 2 Blagojevic; 4 Zelic; 10 Slifkas; 11 Markovski; 6 Vidmar; 13 Veart.

- a) 1:0 28' Kowalczyk, 1:1 36' Veart, 2:1 43' Juskowiak, 3:1 55' Juskowiak, 4:1 70' own goal Australia, 5:1 80' Juskowiak, 6:1 90' Kowalczyk.
- b) Rezende de Freitas (Brazil) – Monnier (France), Fanaei (Iran)
- c) *POLAND:* 81' out Jalocho, in Bajor (No. 14)
83' out Brzeczek, in Gesior (No. 6)
AUSTRALIA: 68' out Markovski, in Seal (No. 16)
79' out Mori, in Arambasic (No. 9)
- d) *POLAND:* 58' Adamczuk
AUSTRALIA: 73' Veart
- e) –

SPAIN v. GHANA

2:0 (1:0)

30 05.08. 19:00 Valencia 36'000

SPAIN: 13 Toni; 4 Solozabal; 5 Lopez; 10 Abelardo; 3 Lasa; 8 Luis Enrique; 2 Ferrer; 9 Guardiola; 17 Berges; 7 Amavisca; 19 Quico.

GHANA: 1 Mensah; 14 Kalilu; 12 Kuffuor; 4 Gargo; 2 Amankwah; 8 Lamp-
tey; 11 Kumah; 3 Asare; 15 Aryee; 9 Ayew; 18 Preko.

- a) 1:0 26' Abelardo, 2:0 54' Berges
- b) Brizio Carter (Mexico) – Park (Korea Republic), Sundqvist (Sweden).
- c) *SPAIN:* 78' out Quico, in Pinilla (No. 18)
86' out Amavisca, in Vidal (No. 14)
GHANA: 64' out Aryee, in Rahman (No. 7)
- d) *GHANA:* 21' Kuffuor,
- e) *GHANA:* 46' Kuffuor

AUSTRALIA v. GHANA

0:1 (0:1)

31 07.08.92 20:00 Barcelona 15'000

AUSTRALIA: 1 Filan; 4 Zelic; 3 Longo; 5 Murphy; 12 Mori; 19 Maloney; 2 Blagojevic; 8 Okon; 6 Vidmar; 17 Hasler; 14 Refenes.

GHANA: 20 Dossey; 5 Acheampong; 2 Amankwah; 3 Asare; 13 Adjei; 4 Gargo; 11 Kumah; 8 Lamptey; 15 Aryee; 18 Preko; 9 Ayew.

- a) 0:1 20' Asare
- b) Diaz Vega (Spain) – Marton (Hungary), Clark (Scotland)
- c) *AUSTRALIA:* 25' out Murphy, in Popovic (No. 15)
72' out Maloney, in Markovski (No. 11)
GHANA: 46' out Lamptey, in Quaye (No. 10)
63' out Dossey, in Addo (No. 16)
- d) *AUSTRALIA:* 52' Longo, 52' Blagojevic
GHANA: 37' Lamptey, 56' Quaye, 58' Aryee, 72' Adjei
- e) *GHANA:* 87' Quaye

POLAND v. SPAIN

2:3 (1:0)

32 08.08.92 20:00 Barcelona 95'000

POLAND: 1 Klak; 3 Lapinski; 5 Waldoch; 4 Kozminski; 2 Jalocho; 13 Staniek; 10 Brzeczek; 15 Kobylanski; 6 Gesior; 20 Kowalczyk; 11 Juskowiak.

SPAIN: 13 Toni; 5 Lopez; 4 Solozabal; 10 Abelardo; 3 Lasa; 2 Ferrer; 9 Guardiola; 8 Luis Enrique; 17 Berges; 20 Alfonso; 19 Quico.

- a) 1:0 46' Kowalczyk, 1:1 65' Abelardo, 2:1 70' Quico, 2:2 75' Staniek, 2:3 90' Quico
- b) Torres Cadena (Colombia) – Dunster (Australia), Park (Korea Rep.)
- c) *POLAND:* 55' out Jalocho, in Swierczewski (No. 7)
SPAIN: 51' out Lasa, in Amavisca (No. 7)
- d) *POLAND:* 31' Waldoch, 74' Kowalczyk
- e) –

MATCH FOR THIRD PLACE

FINAL

GOALSCORERS

7	A. Juskowiak (POL), 11	POL-KUW 1:0, 2:0, POL-ITA 1:0, POL-USA 2:1, POL-AUS 2:1, 3:1, 5:1
6	K. Ayew (GHA), 9	GHA-AUS 2:0, 3:0, GHA-MEX 1:1, GHA-PAR 1:0, 2:0, 4:2
5	Quico (ESP), 19	ESP-COL 2:0, ESP-QAT 2:0, ESP-ITA 1:0, ESP-POL 2:1, 3:2
4	W. Kowalczyk (POL), 20	POL-QAT 1:0, POL-AUS 1:0, 6:1, POL-ESP 1:0
2	Abelardo (ESP), 10 Berges (ESP), 17 T. Brolin (SWE), 11 H. Gaviria (COL), 6 H. Khashba (EGY), 8 J. Markovski (AUS), 11 A. Melli (ITA), 19 J. Rödlund (SWE), 10 F. Rotllan (MEX), 9 S. Snow (USA), 9 R. Staniek (POL), 13 A. Vidmar (AUS), 6	ESP-GHA 1:0, ESP-POL 1:1 ESP-COL 3:0, ESP-GHA 2:0 SWE-MOR 1:0, 4:0 COL-EGY 1:0, 3:2 EGY-COL 3:3, 4:3 AUS-DEN 1:0, AUS-SWE 1:0 ITA-USA 1:0, ITA-KUW 1:0 SWE-MOR 3:0, SWE-KOR 1:1 MEX-DEN 1:0 Pen., MEX-GHA 1:0 USA-KUW 3:1, USA-POL 2:2 POL-ITA 2:0, POL-ESP 2:2 AUS-GHA 1:3, AUS-DEN 3:0
1	M. Abdelrazik (EGY), 13 D. Albertini (ITA), 10 Alfonso (ESP), 20 P. Andersson (SWE), 7 Z. Arambasic (AUS), 9 F. Arce (PAR), 16 V. Aristizabal (COL), 15 I. Asare (GHA), 3 A. Bahja (MOR), 19 D. Brose (USA), 6 M. Caballero (PAR), 19 J.L. Campos (PAR), 20 J. Castañeda (MEX), 10 I. ElMasry (EGY), 20 C. Gamarra (PAR), 6 M. Gargo (GHA), 4 Guardiola (ESP), 9 A. Al-Hadiyah (KUW), 9 E. Imler (USA), 5 M. Jalocha (POL), 2 Jung Jae-Kwon (KOR), 10 M. Kozminski (POL), 4 M. Lagos (USA), 16 Luis Enrique (ESP), 8 G. Mielcarski (POL), 9 H. Mild (SWE), 6 J.-M. Moore (USA), 13 D. Mori (AUS), 12 S. Murphy (AUS), 5 N. Naybet (MOR), 6 M. Nooralla (QAT), 7 V. Pacheco (COL), 10 O. Rahman (GHA), 7 Seo Jung-Won (KOR), 11 Soler (ESP), 15 Solozabal (ESP), 4 M.Y. Souf (QAT), 9 C. Thomsen (DEN), 4 T. Veart (AUS), 13	EGY-COL 1:2 ITA-USA 2:0 ESP-QAT 1:0 SWE-AUS 1:2 AUS-MEX 1:0 PAR-MOR 1:0 COL-QAT 1:0 GHA-AUS 1:0 MOR-KOR 1:0 USA-KUW 1:1 PAR-MOR 2:0 PAR-GHA 2:2 MEX-AUS 1:1 EGY-COL 2:2 PAR-MOR 3:0 GHA-AUS 1:0 ESP-COL 1:0 KUW-USA 1:0 USA-POL 1:0 POL-QAT 2:0 KOR-MOR 1:1 POL-USA 1:1 USA-KUW 2:1 ESP-COL 4:0 POL-ITA 3:0 SWE-MOR 2:0 USA-ITA 1:2 AUS-DEN 2:0 AUS-SWE 2:0 MOR-PAR 1:3 QAT-EGY 1:0 COL-EGY 2:0 GHA-PAR 3:2 KOR-SWE 1:0 ESP-EGY 2:0 ESP-EGY 1:0 QAT-COL 1:1 DEN-MEX 1:1 AUS-POL 1:1

2 OWN GOALS

PENALTY KICKS

02	POL v. KUW	M. Waligora (POL)	missed
07	DEN v. MEX	F. Rotllan (MEX)	scored
12	COL v. QAT	V. Aristizabal (COL)	Goalkeeper saved
31	AUS v. GHA	P. Okon (AUS)	Goalkeeper saved

Number of penalties taken: 4

– scored:	1
– missed:	1
– goalkeeper saved:	2

WHEN THE GOALS WERE SCORED

Total goals scored: 87 (av. 2.71)

Comparison Seoul 1988: 95 (av. 2.96)

Comparison Los Angeles 1984: 84 (av. 2.62)

Group matches:

Total goals scored: 60 (av. 2.50) 100 %

Between

– 1st and 15th minute	9	15 %
– 16th and 30th minute	8	13.3 %
– 31st and 45th minute	8	13.3 %
– 46th and 60th minute	9	15.0 %
– 61st and 75th minute	11	18.3 %
– 76th and 90th minute	15	25.1 %

Quarter Finals, Semi-finals and Finals:

Total goals scored: 27 (av. 3.37) 100 %

Between

– 1st and 15th minute	–	–
– 16th and 30th minute	5	18.5 %
– 31st and 45th minute	5	18.5 %
– 46th and 60th minute	4	14.8 %
– 61st and 75th minute	6	22.3 %
– 76th and 90th minute	5	18.5 %
– 91st and 105th minute	–	–
– 106th and 120th minute	2	7.4 %

Aggregates:

Total goals scored: 87 100 %

Between

– 1st and 15th minute	9	10.4 %
– 16th and 30th minute	13	14.9 %
– 31st and 45th minute	13	14.9 %
– 46th and 60th minute	13	14.9 %
– 61st and 75th minute	17	19.6 %
– 76th and 90th minute	20	23.0 %
– 91st and 105th minute	–	–
– 106th and 120th minute	2	2.3 %

GOALSCORERS AND ASSISTS

	Goals	Assists	Total		Goals	Assists	Total
1. A. Juskowiak (POL), 11	7	1	8	33. J. Brzezczek (POL), 10	–	1	1
2. W. Kowalczyk (POL), 20	4	3	7	D. Brose (USA), 6	1	–	1
R. Staniek (POL), 13	2	5	7	R. Buso (ITA), 16	–	1	1
4. K. Ayew (GHA), 9	6	–	6	M. Caballero (PAR), 19	1	–	1
Quico (ESP), 19	5	1	6	J. Calanche (COL), 19	–	1	1
6. Y. Preko (GHA), 18	–	4	4	E. Corini (ITA), 13	–	1	1
7. Alfonso (ESP), 20	1	2	3	K. El Ghandour (EGY), 4	–	1	1
Berges (ESP), 17	2	1	3	K. El Hadrioui (MOR), 3	–	1	1
T. Brolin (SWE), 11	2	1	3	F. Ferreira (PAR), 7	–	1	1
Guardiola (ESP), 9	1	2	3	C. Gamarra (PAR), 6	1	–	1
Luis Enrique (ESP), 8	1	2	3	M. Gargo (GHA), 4	1	–	1
Soler (ESP), 15	1	2	3	A. Al-Hadiyah (KUW), 9	1	–	1
13. Abelardo (ESP), 10	2	–	2	L. Højer Nielsen (DEN), 14	–	1	1
P. Andersson (SWE), 7	1	1	2	M. Huwiler (USA), 17	–	1	1
M. Blagojevic (AUS), 2	–	2	2	M. Jalocha (POL), 2	1	–	1
J. Campos (PAR), 20	1	1	2	M. Johansson (SWE), 6	–	1	1
J. Castañeda (MEX), 10	1	1	2	C. Jones (USA), 14	–	1	1
I. ElMasry (EGY), 20	1	1	2	Jung Jae-Kwon (KOR), 10	1	–	1
Ferrer (ESP), 2	–	2	2	Kim Gwi-Hwa (KOR), 7	–	1	1
C. Fursth (SWE), 9	–	2	2	S. Kumah (GHA), 11	–	1	1
H. Gaviria (COL), 6	2	–	2	M. Lagos (USA), 16	1	–	1
E. Imler (USA), 5	1	1	2	S. Landberg (SWE), 8	–	1	1
H. Khashba (EGY), 8	2	–	2	C. Mielcarski (POL), 9	1	–	1
M. Kozminski (POL), 4	1	1	2	H. Mild (SWE), 6	1	–	1
J. Markovski (AUS), 11	2	–	2	J.-M. Moore (USA), 13	1	–	1
A. Melli (ITA), 19	2	–	2	D. Mori (AUS), 12	1	–	1
G. Restrepo (COL), 16	–	2	2	S. Murphy (AUS), 5	1	–	1
J. Rödlund (SWE), 10	2	–	2	Na Seung-Howa (KOR), 2	–	1	1
F. Rotllan (MEX), 9	2	–	2	N. Naybet (MOR), 6	1	–	1
S. Snow (USA), 9	2	–	2	G. Neffa (PAR), 10	–	1	1
M.Y. Souf (QAT), 9	1	1	2	M.M. Nooralla (QAT), 7	1	–	1
A. Vidmar (AUS), 6	2	–	2	V. Pacheco (COL), 10	1	–	1
33. M. Abdelrazik (EGY), 13	1	–	1	K. Raghieb (MOR), 19	–	1	1
D. Albertini (ITA), 10	1	–	1	O. Rahman (GHA), 7	1	–	1
Y. Allnutt (USA), 11	–	1	1	C. Reyna (USA), 10	–	1	1
D. Alvarez (MEX), 11	–	1	1	A. Saihan (KUW), 11	–	1	1
Amavisca (ESP), 7	–	1	1	D. Seal (AUS), 16	–	1	1
Z. Arambasic (AUS), 9	1	–	1	Seo Jung-Won (KOR), 11	1	–	1
F. Arce (PAR), 16	1	–	1	G. Siifkas (AUS), 10	–	1	1
V. Aristizabal (COL), 15	1	–	1	Solozabal (ESP), 4	1	–	1
I. Asare (GHA), 3	1	–	1	P. Swierczewski (POL), 7	–	1	1
F. Asprilla (COL), 7	–	1	1	C. Thomsen (DEN), 4	1	–	1
A. Bahja (MOR), 19	1	–	1	T. Veart (AUS), 13	1	–	1
				N. Zelic (AUS), 4	–	1	1
				Own goals	2	–	2

Who scored the goals

Total goals scored:	87 (av. 2.71)
Comparison Seoul 1988:	95 (av. 2.96)
Comparison Los Angeles 1984:	84 (av. 2.62)

Group matches:

Total goals scored:	60	100 %
– Defenders:	9	15 %
– Midfielders:	18	30 %
– Forwards:	33	55 %
– Own goals:	–	–

Quarter Finals, Semi-Finals and Finals:

Total goals scored:	27	100 %
– Defenders:	7	26 %
– Midfielders:	4	14.9 %
– Forwards:	14	51.7 %
– Own goals:	2	7.4 %

Aggregates:

Total goals scored:	87	100 %
– Defenders:	16	18.4 %
– Midfielders:	22	25.3 %
– Forwards:	47	54 %
– Own goals:	2	2.3 %

From what distance the goals were scored

Total goals scored:	87 (av. 2.71)
Comparison Seoul 1988:	95 (av. 2.96)
Comparison Los Angeles (1984):	84 (av. 2.62)

Group matches

Total goals scored:	60	100 %
– Inside goal area:	10	16.7 %
– Between goal area and penalty spot:	25	41.7 %
– Between penalty spot and borderline of the penalty box:	16	26.6 %
– Outside the penalty box:	9	15 %

Quarter Finals, Semi-Finals and Finals

Total goals scored:	27	100 %
– Inside goal area:	4	14.8 %
– Between goal area and penalty spot:	11	40.8 %
– Between penalty spot and borderline of the penalty box:	9	33.3 %
– Outside the penalty box:	3	11.1 %

Aggregates

Total goals scored:	87	100 %
– Inside goal area:	14	16.1 %
– Between goal area and penalty spot:	36	41.4 %
– Between penalty spot and borderline of the penalty box:	25	28.7 %
– Outside the penalty box:	12	13.8 %

How the goals were scored

Group matches

Total goals scored:	60	100 %
From the run of play:	47	78.3 %
– Passing run or breakthrough in the middle:	20	42.5 %
– Passing run or breakthrough on the wings:	19	40.4 %
– left side:	8	42.1 %
– right side:	11	57.9 %
– Solo performance:	8	17.1 %
From standard situations:	13	21.7 %
– After corner-kicks:	2	15.4 %
– After indirect free-kicks:	7	53.8 %

– From/after direct free-kicks:	2	15.4 %
– From a penalty:	1	7.7 %
– After a throw-in:	1	7.7 %
Shots:	47	78.3 %
Headers:	12	20 %
Others:	1	1.7 %

Quarter Finals, Semi-Finals and Finals

Total goals scored:	27	100 %
From the run of play:	21	77.8 %
– Passing run or breakthrough in the middle:	10	47.6 %
– Passing run or breakthrough on the wings:	11	52.4 %
– left side:	8	72.7 %
– right side:	3	27.3 %
– Solo performance:	–	–
From standard situations:	6	22.2 %
– After corner-kicks:	2	33.3 %
– After indirect free-kicks:	3	50.0 %
– From/after direct free-kicks:	1	16.7 %
– From a penalty:	–	–
– After a throw-in:	–	–
Shots:	22	81.5 %
Headers:	5	18.5 %
Others:	–	–

Aggregates

Total goals scored:	87	100 %
From the run of play:	68	78.2 %
– Passing run or breakthrough in the middle:	30	44.1 %
– Passing run or breakthrough on the wings:	30	44.1 %
– left side:	16	53.3 %
– right side:	14	46.7 %
– Solo performance:	8	11.8 %
From standard situations:	19	21.8 %
– After corner-kicks:	4	21.0 %
– After indirect free-kicks:	10	52.6 %
– From/after direct free-kicks:	3	15.8 %
– From a penalty:	1	5.3 %
– After a throw-in:	1	5.3 %
Shots:	69	79.3 %
Headers:	17	19.5 %
Others:	1	1.2 %

GOALS SCORED BY PLAYERS WHO CAME ON AS SUBSTITUTES

No.	Match	Score	Player/No.	Came on	Scored
01	ITA v. USA	2:1	Moore (USA), 13	25'	65' 2:1
06	MOR v. KOR	1:1	Bahja (MOR), 19	57'	64' 1:0
09	ITA v. POL	0:3	Mielcarski (POL), 9	78'	90' 0:3
10	USA v. KUW	3:1	Lagos (USA), 16	63'	79' 2:1
28	GHA v. PAR	4:2	Campos (PAR), 20	46'	81' 2:2
28	GHA v. PAR	4:2	Rahman (GHA), 7	46'	114' 3:2

Fastest goal:

09	ITA v. POL	0:3	Juskowiak (POL), 11	4'	0:1
----	------------	-----	---------------------	----	-----

CAUTIONS/EXPULSIONS

Cautions: 105

(15 players received two cautions in different games and were suspended for one match)

Expulsions: 15

LIST OF SPECTATORS

No.	Match	Venue	Spectators
01	ITA-USA	Barcelona (Nou Camp)	18'000
02	POL-KUW	Zaragoza	2'000
03	ESP-COL	Valencia	18'000
04	EGY-QAT	Sabadell	2'000
Total 1st match day (24.7.1992)			40'000
05	SWE-PAR	Barcelona (Sarria)	15'000
06	MOR-KOR	Valencia	2'000
07	DEN-MEX	Zaragoza	8'000
08	GHA-AUS	Sabadell	4'000
Total 2nd match day (26.7.1992)			29'000
09	ITA-POL	Barcelona (Sarria)	15'000
10	USA-KUW	Zaragoza	4'500
11	ESP-EGY	Valencia	15'000
12	COL-QAT	Sabadell	4'000
Total 3rd match day (27.7.1992)			38'500
13	SWE-MOR	Sabadell	5'000
14	PAR-KOR	Valencia	2'000
15	DEN-GHA	Zaragoza	5'000
16	MEX-AUS	Barcelona (Sarria)	10'000
Total 4th match day (28.7.1992)			22'000
17	ITA-KUW	Barcelona (Sarria)	8'000
18	USA-POL	Zaragoza	3'000
19	ESP-QAT	Valencia	19'300
20	COL-EGY	Sabadell	4'500
Total 5th match day (29.7.1992)			34'800
21	SWE-KOR	Barcelona (Sarria)	12'000
22	PAR-MOR	Valencia	2'000
23	DEN-AUS	Zaragoza	3'000
24	MEX-GHA	Sabadell	6'000
Total 6th match day (30.7.1992)			23'000
25	POL-QAT	Barcelona (Nou Camp)	25'000
26	ESP-ITA	Valencia	28'000
27	SWE-AUS	Barcelona (Nou Camp)	30'000
28	GHA-PAR	Zaragoza	5'000
Total Quarter Finals (1./2.8.1992)			88'000
29	POL-AUS	Barcelona (Nou Camp)	45'000
30	ESP-GHA	Valencia	36'000
Total Semi Finals (5.8.1992)			81'000
31	AUS-GHA	Barcelona (Nou Camp)	15'000
32	POL-ESP	Barcelona (Nou Camp)	95'000
Total match 3rd/4th place and Final (7./8.8.1992)			110'000
Total number of spectators:			466'300
Average per match:			14'572

ACTUAL TIME PLAYED

No.	Match	Time played
01	ITA v. USA	60'
02	POL v. KUW	52'
03	ESP v. COL	44'
04	EGY v. QAT	52'
05	SWE v. PAR	51'
06	MOR v. KOR	59'
07	DEN v. MEX	55'
08	GHA v. AUS	59'
09	ITA v. POL	57'
10	USA v. KUW	56'
11	ESP v. EGY	53'
12	COL v. QAT	55'
13	SWE v. MOR	58'
14	PAR v. KOR	55'
15	DEN v. GHA	53'
16	MEX v. AUS	51'
17	ITA v. KUW	58'
18	USA v. POL	57'
19	ESP v. QAT	51'
20	COL v. EGY	56'
21	SWE v. KOR	62'
22	PAR v. MOR	51'
23	DEN v. AUS	58'
24	MEX v. GHA	55'
25	POL v. QAT	51'
26	ESP v. ITA	50'
27	SWE v. AUS	56'
28*	GHA v. PAR	58'
29	POL v. AUS	54'
30	ESP v. GHA	56'
31	AUS v. GHA	53'
32	POL v. ESP	53'

*(without extra-time, 75' incl. extra-time)

Average actual time played:

55'15"

AVERAGE AGE OF THE TEAMS

	(years/months)	
Australia	21/5	Mexico 21/4
Colombia	21/7	Morocco 22/1
Denmark	21/8	Paraguay 21/4
Egypt	21/3	Poland 21/4
Ghana	18/8	Qatar 20/1
Italy	21/8	Spain 21/9
Korea Republic	21/2	Sweden 21/2
Kuwait	20/9	USA 21/5

Average age of all the 16 teams:

21/2

FAIR PLAY: SWEDEN ON TOP

Thanks to only two yellow cards in four games, and their sporting behaviour both on and off the pitch, Sweden came out top in the fair play evaluation. This was something of a surprise, since in recent years the award has always gone to a team reaching the semi-finals (bonus points for getting into the last four). FIFA would like to congratulate the Swedish team and the Swedish Association on this fine achievement.

In general, it was a very fair tournament. Despite the "flood" of 105 yellow and 15 red cards, which were due to the referees following their mandate of adhering strictly to the rules, the players were largely correct in their actions and showed due respect for their opponents. None of the injuries sustained was the result of hard play on the part of one of the players. The only serious casualties (Sweden's Brolin and Australia's Murphy) were the result of unlucky collisions.

La Suède a reçu le Prix du Fairplay pour n'avoir écopé que de deux cartons jaunes en quatre matches et grâce aussi à son comportement sportif sur et en dehors du terrain de jeu. Un résultat qui a surpris car, auparavant, le lauréat avait toujours été une équipe qualifiée pour les demi-finales (avec le bonus accordé pour la qualification). La FIFA félicite l'équipe suédoise ainsi que la Fédération suédoise pour ce succès.

Dans l'ensemble, ce tournoi olympique a été très correct. L'avalanche de carton jaunes (105) et de cartons rouges (15) qui a été enregistrée provient avant tout des consignes de strict respect des règlements données aux arbitres. Dans l'ensemble, les matches se sont joués sous le signe de la correction et du respect de l'adversaire. Le jeu dur n'est à l'origine d'aucune blessure grave.

Les seules blessures sérieuses (le Suédois Brolin et l'Australien Murphy) sont dues à de malencontreux télescopages dans le cours du jeu.

Gracias a dos tarjetas amarillas únicamente y a su conducta deportiva ejemplar tanto en el terreno de juego como fuera del mismo, Suecia se clasificó primera en el certamen de Fair-Play. Esto fue algo sorprendente, ya que en los últimos años ganaban generalmente equipos que se clasificaban para las semifinales (puntos adicionales por la clasificación para las semifinales). La FIFA felicita a la selección sueca y a su asociación nacional por este éxito.

En general, se puede hablar de un Torneo muy deportivo. A pesar del raudal de 105 tarjetas amarillas y 15 rojas, lo cual se puede explicar con la instrucción a los árbitros de imponer estrictamente las Reglas, se jugó en forma correcta y se respetó al adversario. No se registró ninguna lesión grave que fuera consecuencia de una forma violenta de jugar. Las únicas lesiones graves (el sueco Brolin y el australiano Murphy) se debieron a colisiones desafortunadas.

Dank nur zwei gelben Karten in vier Spielen und ihrem sportlichen Verhalten sowohl auf als auch neben dem Spielfeld, gewann Schweden die Fair Play Wertung. Dies ist aus dem Grunde eine Überraschung, da in den letzten Jahren jeweils Mannschaften diesen Preis gewannen, die sich für die Halbfinals qualifizieren konnten (Bonuspunkte für Halbfinalqualifikation).

Die FIFA gratuliert der schwedischen Mannschaft sowie dem schwedischen Verband für diesen Erfolg.

Allgemein darf auf ein sehr faires Turnier zurückgeblendet werden. Trotz der «Kartenflut» von 105 gelben und 15 roten Karten, die durch die Weisung an die Schiedsrichter, die Regeln strikte durchzusetzen, zu erklären ist, wurde korrekt gespielt und dem Gegner Respekt erwiesen. Keine Verletzungen kamen infolge der harten Gangart einzelner Spieler zustande. Die einzigen gravierenden Blessuren (Schwedens Brolin und Australiens Murphy) waren auf unglückliche Zusammenstöße zurückzuführen.

Shaking hands after a tough duel; Fair Play pure! Björklund of Sweden, winner of the Fair Play contest, and Blagojevic (Australia).

Poignées de mains après un duel sans répit: la sportivité dans son expression la plus noble. Björklund, membre de l'équipe suédoise détentrice de la «Fair Play Competition» et Blagojevic, son homologue australien.

Un apretón de manos tras una lucha recia: el espíritu Fair-Play en su forma más pura. Björklund, de Suecia, ganadora del certamen Fair-Play, y Blagojevic (Australia).

Shake-hands nach einem harten Duell: Der Fair Play Gedanke in Reinkultur. Björklund aus Schweden, dem Gewinner des Fairplay Wettbewerbs, und Blagojevic (Australien).





PRELIMINARY COMPETITION

EUROPE/ISRAEL

(29 +1 Entries)

5 or 6 teams to qualify
(including Spain as organiser)
(*not participating in the Olympic Football Tournament)

Group 1 (Spain, Czechoslovakia, France, Iceland, Albania)

29.05.90	Iceland v. Albania	0:0	Ritchie, Nir
04.09.90	Iceland v. France	0:1	McCluskey, Sco
25.09.90	Czechoslovakia v. Iceland	7:0	Beusan, Yug
09.10.90	Spain v. Iceland	2:0	Martins Pinto C, Por
12.10.90	France v. Czechoslovakia	1:2	Burge, Wal
13.11.90	Czechoslovakia v. Spain	3:1	Kapl, Aut
16.11.90	Albania v. France	0:0	Petrescu, Rom
18.12.90	Spain v. Albania	1:0	Van Der Ende, Hol
19.02.91	France v. Spain	0:1	Hartmann, Hun
29.03.91	France v. Albania	3:0	Rudy, Pol
30.04.91	Albania v. Czechoslovakia	1:5	Agius, Mlt
25.05.91	Albania v. Iceland	2:1	Spasov, Bul
04.06.91	Iceland v. Czechoslovakia	0:1	Philippi, Lux
03.09.91	Czechoslovakia v. France	1:0	Heynemann, Ger
24.09.91	Iceland v. Spain	1:0	Hill, Eng
11.10.91	Spain v. France	0:0	Waddell, Sco
15.10.91	Czechoslovakia v. Albania	3:0	Aho, Fin
12.11.91	Spain v. Czechoslovakia	1:1	Piroux, Bel
19.11.91	France v. Iceland	2:1	Monteiro Coroad, Por
17.12.91	Albania v. Spain	not played	
1. Czechoslovakia 8 7 1 0 23:4 15			
2. Spain 7 3 2 2 6:5 8			
3. France 8 3 2 3 7:5 8			
4. Albania 7 1 2 4 3:13 4			
5. Iceland 8 1 1 6 3:15 3			

Group 2 (Romania, Scotland*, Bulgaria, Switzerland)

11.09.90	Scotland v. Romania	2:0	Leduc, Fra
11.09.90	Switzerland v. Bulgaria	0:2	Wieser, Aut
16.10.90	Romania v. Bulgaria	0:1	Petrovic, Yug
16.10.90	Scotland v. Switzerland	4:2	Bakker, Hol
13.11.90	Bulgaria v. Scotland	2:0	Peschel, Ger
26.03.91	Scotland v. Bulgaria	1:0	Nervik, Nor
02.04.91	Switzerland v. Romania	0:2	Alves De Azeved, Por
30.04.91	Bulgaria v. Switzerland	1:0	Nikakis, Gre
10.09.91	Switzerland v. Scotland	0:3	Varga, Hun
15.10.91	Romania v. Scotland	1:3	Holzmann, Aut
12.11.91	Romania v. Switzerland	1:3	Kroncl, Cfr
19.11.91	Bulgaria v. Romania	0:1	Hartmann, Hun
1. Scotland 6 5 0 1 13:5 10			
2. Bulgaria 6 4 0 2 6:2 8			
3. Romania 6 2 0 4 5:9 4			
4. Switzerland 6 1 0 5 5:13 2			

Group 3 (Italy, C.I.S., Hungary, Norway)

11.09.90	C.I.S. v. Norway	2:2	Aho, Fin
09.10.90	Norway v. Hungary	3:1	Listkiewicz, Pol
18.10.90	Italy v. Hungary	1:0	Martin Navarret, Esp
18.04.91	Hungary v. C.I.S.	0:0	Spasov, Bul
02.05.91	Hungary v. Italy	0:1	Veiga Trigo, Por
05.06.91	Norway v. Italy	6:0	Ziller, Ger
12.06.91	Italy v. C.I.S.	1:0	Marko, Cfr
27.08.91	Norway v. C.I.S.	0:1	Magill, Nir
24.09.91	C.I.S. v. Hungary	2:0	Craciunescu, Rom
16.10.91	C.I.S. v. Italy	1:1	Frisk, Swe
29.10.91	Hungary v. Norway	0:1	Roduit, Sui
13.11.91	Italy v. Norway	2:1	Jokic Yug
1. Italy 6 4 1 1 6:8 9			
2. Norway 6 3 1 2 13:6 7			
3. C.I.S. 6 2 3 1 6:4 7			
4. Hungary 6 0 1 5 1:8 1			

Group 4 (Yugoslavia, Denmark, Austria, San Marino*, Liechtenstein)

<i>Extra-preliminary matches</i>			
11.09.90	Liechtenstein v. Austria	0:6	Neuner, Ger
16.10.90	Austria v. Liechtenstein	10:0	Krchnak, Cfr

17.10.90	San Marino v. Denmark	0:3	Agius, Mit
30.10.90	Yugoslavia v. Austria	1:0	Voutsaras, Gre
13.11.90	Denmark v. Yugoslavia	3:0	Piroux, Bel
21.11.90	San Marino v. Austria	0:2	Kaimi, Alb
13.03.91	Yugoslavia v. San Marino	5:0	Porumboiu, Rom
03.04.91	Austria v. San Marino	3:0	Puhl, Hun
17.04.91	Denmark v. San Marino	7:0	Olafsson, Isl
30.04.91	Yugoslavia v. Denmark	2:6	Magni, Ita
04.06.91	Denmark v. Austria	1:1	Filipov, Cis
02.10.91	San Marino v. Yugoslavia	0:1	Hadjistefanou, Cyp
08.10.91	Austria v. Denmark	1:1	Reygart, Hol
12.11.91	Austria v. Yugoslavia	1:2	Kesseler, Lux
1. Denmark 6 4 2 0 21:4 10			
2. Yugoslavia 6 4 0 2 11:10 8			
3. Austria 6 2 2 2 8:5 6			
4. San Marino 6 0 0 6 0:21 0			

Group 5 (Germany, Belgium, Luxemburg*)

<i>(withdrawal GDR)</i>			
30.10.90	Luxemburg v. Germany	0:3	Østergaard, Den
26.02.91	Belgium v. Luxemburg	2:0	Irvine, Nir
30.04.91	Germany v. Belgium	3:1	Girard, Fra
10.09.91	Luxemburg v. Belgium	0:2	Urio Velazquez, Esp
19.11.91	Belgium v. Germany	0:3	Bouillet, Fra
17.12.91	Germany v. Luxemburg	3:0	Olafsson, Isl
1. Germany 4 4 0 0 12:1 8			
2. Belgium 4 2 0 2 5:6 4			
3. Luxemburg 4 0 0 4 0:10 0			

Group 6 (Netherlands, Portugal, Finland, Malta)

11.09.90	Finland v. Portugal	0:1	Ulrich, Cfr
16.10.90	Portugal v. Netherlands	0:0	McKnight, Nir
18.12.90	Malta v. Netherlands	1:4	Wieser, Aut
08.02.91	Malta v. Portugal	1:3	Colic, Yug
19.02.91	Portugal v. Malta	2:0	Urio Velazquez, Esp
12.03.91	Netherlands v. Malta	7:1	Bincels, Lux
16.04.91	Netherlands v. Finland	1:0	Piroux, Bel
04.06.91	Finland v. Netherlands	1:7	Sundell, Swe
26.06.91	Finland v. Malta	3:1	Østergaard, Den
10.09.91	Portugal v. Finland	2:0	Leduc, Fra
15.10.91	Netherlands v. Portugal	1:1	Pairetto, Ita
16.10.91	Malta v. Finland	1:3	Kaimi, Alb
1. Netherlands 6 4 2 0 20:4 10			
2. Portugal 6 4 2 0 9:2 10			
3. Finland 6 2 0 4 7:13 4			
4. Malta 6 0 0 6 5:22 0			

Group 7 (England*, Ireland Republic, Poland, Türkiye)

16.10.90	England v. Poland	0:1	Ziller, Ger
16.10.90	Ireland Rep. v. Türkiye	3:2	Philippoz, Sui
13.11.90	Ireland Rep. v. England	0:3	Föckler, Ger
13.11.90	Türkiye v. Poland	0:1	Varga, Hun
26.03.91	England v. Ireland Rep.	3:0	Uilenberg, Hol
16.04.91	Poland v. Türkiye	2:0	Zhuk, Cis
30.04.91	Ireland Rep. v. Poland	1:2	Ruokonen, Fin
30.04.91	Türkiye v. England	2:2	Wieser, Aut
15.10.91	England v. Türkiye	2:0	Blareau, Bel
15.10.91	Poland v. Ireland Rep.	2:0	Østergaard, Den
12.11.91	Poland v. England	2:1	Aho, Fin
12.11.91	Türkiye v. Ireland Rep.	2:1	Ouzounov, Bul
1. Poland 6 6 0 0 10:2 12			
2. England 6 3 1 2 11:5 7			
3. Türkiye 6 1 1 4 6:11 3			
4. Ireland Republic 6 1 0 5 5:14 2			

Group 8 (Sweden, Israel, Greece, Cyprus)

31.10.90	Sweden v. Greece	5:0	Rudy, Pol
21.11.90	Cyprus v. Sweden	1:1	Longhi, Ita
21.11.90	Greece v. Israel	2:2	Porumboiu, Rom
20.03.91	Israel v. Cyprus	4:0	Colic, Yug
17.04.91	Cyprus v. Greece	1:0	Alexandrov, Bul
01.05.91	Sweden v. Cyprus	6:0	Bergmann, Isl
16.10.91	Sweden v. Israel	2:1	Gifford, Wal
30.10.91	Israel v. Greece	2:1	Hutak, Hun
14.11.91	Israel v. Sweden	0:0	Deda, Tur
20.11.91	Greece v. Sweden	1:3	Kaimi, Alb
04.12.91	Cyprus v. Israel	1:2	Constantin, Rom
18.12.91	Greece v. Cyprus	2:0	Krchnak, Cfr
1. Sweden 6 4 2 0 17:3 10			
2. Israel 6 3 2 1 11:6 8			
3. Greece 6 1 1 4 6:13 3			
4. Cyprus 6 1 1 4 3:15 3			

Quarter Finals

10.03.92	Germany v. Scotland	1:1	Pezzella, Ita
11.03.92	Czechoslovakia v. Italy	1:2	Hartmann, Hun
11.03.92	Denmark v. Poland	5:0	Wiesel, Ger
11.03.92	Netherlands v. Sweden	2:1	Burge, Wal
24.03.92	Scotland v. Germany	4:3	Urio Velazquez, Esp
25.03.92	Italy v. Czechoslovakia	2:0	Salomir, Rom
25.03.92	Poland v. Denmark	1:1	Nervik, Nor
25.03.92	Sweden v. Netherlands	1:0	Hill, Eng

Semi-Finals

09.04.92	Denmark v. Italy	0:1	Quiniou, Fra
22.04.92	Italy v. Denmark	2:0	Spasov, Bul
22.04.92	Scotland v. Sweden	0:0	Listkiewicz, Pol
29.04.92	Sweden v. Scotland	1:0	Marko, Cfr

Final

28.05.92	Italy v. Sweden	2:0	Van Der Ende, Hol
03.06.92	Sweden v. Italy	1:0	McGinlay, Sco

OCEANIA

(4 Entries)

0 or 1 team to qualify

(Australia, Fiji, New Zealand, Papua New Guinea)

19.05.91	Australia v. Papua New G	4:0	Tasker, Nzl
22.05.91	Australia v. New Zealand	2:0	Singh, Fij
26.05.91	Australia v. Fiji	1:0	Gallon, Nzl
07.11.91	New Zealand v. Fiji	4:0	Power, Aus
09.11.91	Papua New G v. Fiji	0:2	Tasker, Nzl
11.11.91	Papua New G v. Australia	0:5	Singh, Fij
13.11.91	New Zealand v. Australia	1:2	Kanna, Fij
15.11.91	Papua N G v. New Zealand	1:3	Trompette, Tta
16.11.91	Fiji v. Australia	0:3	Wallace, Nzl
18.11.91	New Zealand v. Papua N G	4:2	Singh, Fij
20.11.91	Fiji v. New Zealand	0:0	Mc Connell, Aus
22.11.91	Fiji v. Papua New G	1:1	Trompette, Tta
<hr/>			
1. Australia	6	6	0 0 17:1 12
2. New Zealand	6	3	1 2 12:7 7
3. Fiji	6	1	2 3 3:9 4
4. Papua New Guinea	6	0	1 5 4:19 1

"Play-Off Matches" Oceania/UEFA

17.05.92	Australia v. Netherlands	1:1	Takada, Jpn
24.05.92	Netherlands v. Australia	2:2	Leduc, Fra

ASIA

(30 Entries)

3 teams to qualify

1st Round - West-/Central Asia

Group A (United Arab Emirates, Qatar, Iran, Yemen, Pakistan)

30.08.91	Qatar v. Iran	2:0	Chen, Chn
30.08.91	Yemen v. Pakistan	1:0	Abu Ali, Jor
06.09.91	Iran v. UAE	2:2	Mohamed, Bhr
06.09.91	Yemen v. Qatar	1:1	Suvarna, Ind
13.09.91	Pakistan v. Qatar	0:4	Kunalan, Sin
13.09.91	UAE v. Yemen	2:1	Kim, Kor
18.09.91	Pakistan v. UAE	0:1	Khamees Musa El, Omn
18.09.91	Yemen v. Iran	1:1	Kayali, Syr
23.09.91	Iran v. Pakistan	5:0	Abo Loom, Jor
23.09.91	Qatar v. UAE	2:1	Al-Sharif, Syr
28.09.91	Iran v. Qatar	2:0	Wan Jaafar, Mys
28.09.91	Pakistan v. Yemen	0:2	Wongsam, Tha
04.10.91	Qatar v. Yemen	3:0	Chan Yam Ming, Hkg
04.10.91	UAE v. Iran	0:1	Takada, Jpn
09.10.91	Qatar v. Pakistan	2:0	Ammar, Lib
09.10.91	Yemen v. UAE	0:0	Al-Majid, Bhr
14.10.91	Iran v. Yemen	2:1	Shrestha, Npl
14.10.91	UAE v. Pakistan	2:0	Mohamed Muhisee, Sri
20.10.91	Pakistan v. Iran	0:6	Yu, Chn
20.10.91	UAE v. Qatar	0:2	Al-Mehanna, Sau
<hr/>			
1. Qatar	8	6	1 1 16:4 13
2. Iran	8	5	2 1 19:6 12
3. United Arab Emirates	8	3	2 3 8:8 8
4. Yemen	8	2	3 3 7:9 7
5. Pakistan	7	0	0 7 0:21 0

Group B (Kuwait, Syria, Oman, Lebanon, India)

04.08.91	Oman v. India	1:1	Buaboocha, Tha
05.08.91	Lebanon v. Syria	0:1	Sanhoub, Yem
06.08.91	Oman v. Lebanon	1:0	Kunalan, Sin
08.08.91	India v. Lebanon	1:3	Khoshkhan, Im
08.08.91	Kuwait v. Oman	1:0	Abu-Ashwan, Qat
08.08.91	Lebanon v. India	3:1	Khoshkhan, Im
09.08.91	Syria v. Kuwait	1:1	Nathan, Mys
11.08.91	Syria v. India	1:0	Leamash Abdalla, Uae
12.08.91	Lebanon v. Kuwait	1:2	Al-Bhairi, Sau
13.08.91	Oman v. Syria	0:0	Khoshkhan, Im
13.08.91	Syria v. Oman	0:0	Khoshkan, Im
14.08.91	Kuwait v. India	2:1	Kunalan, Sin
<hr/>			
1. Kuwait	4	3	1 0 6:3 7
2. Syria	5	2	3 0 3:1 7
3. Oman	5	1	3 1 2:2 5
4. Lebanon	5	2	0 3 7:6 4
5. India	5	0	1 4 4:10 1

Group C (Saudi Arabia, Bahrain, Jordan, Sri Lanka)

(withdrawal Afghanistan)

19.09.91	Bahrain v. Sri Lanka	6:0	Nazari, Im
19.09.91	Saudi Arabia v. Jordan	1:2	Tachi, Jpn
22.09.91	Bahrain v. Jordan	4:0	Al-Mullah, Qat
23.09.91	Sri Lanka v. Saudi Arabia	1:5	Al-Shami, Syr
25.09.91	Bahrain v. Saudi Arabia	0:2	Jihong, Chn
25.09.91	Jordan v. Sri Lanka	7:0	Bujsaim, Uae
<hr/>			
1. Bahrain	3	2	0 1 10:2 4
2. Saudi Arabia	3	2	0 1 8:3 4
3. Jordan	3	2	0 1 9:5 4
4. Sri Lanka	3	0	0 3 1:18 0

EAST ASIA

Group D (Korea Republic, Malaysia, Thailand, Bangladesh, Philippines)

18.05.91	Bangladesh v. Thailand	2:3	Shariff, Sin
18.05.91	Korea Rep. v. Philippines	10:0	Zulkifli, Idn
20.05.91	Bangladesh v. Korea Rep.	0:6	Chan Yam Ming, Hkg
20.05.91	Malaysia v. Philippines	5:0	Shy, Tpe
22.05.91	Bangladesh v. Malaysia	0:1	Sogawa, Jpn
22.05.91	Thailand v. Korea Rep.	1:2	Ibrahim Hakeem, Uae
24.05.91	Philippines v. Bangladesh	0:8	Santos, Mac
24.05.91	Thailand v. Malaysia	4:1	Riyahi, Im
26.05.91	Korea Rep. v. Malaysia	0:0	Riyahi, Im
26.05.91	Philippines v. Thailand	1:7	Ibrahim Hakeem, Uae
29.06.91	Malaysia v. Thailand	1:0	Takada, Jpn
29.06.91	Philippines v. Korea Rep.	0:7	Sen, Ind
01.07.91	Malaysia v. Korea Rep.	0:2	Takada, Jpn
01.07.91	Thailand v. Bangladesh	4:0	Al-Malood, Bhr
03.07.91	Korea Rep. v. Bangladesh	1:0	Al-Rahal, Jor
03.07.91	Philippines v. Malaysia	0:5	U Tin Aung, Mnr
05.07.91	Bangladesh v. Philippines	3:0	Al Hosni Ali Bi, Omn
05.07.91	Korea Rep. v. Thailand	2:0	Foadah, Sau
07.07.91	Malaysia v. Bangladesh	0:1	Haisheng, Chn
07.07.91	Thailand v. Philippines	6:0	Al-Rahal, Jor
<hr/>			
1. Korea Republic	8	7	1 0 30:1 15
2. Thailand	8	5	0 3 25:9 10
3. Malaysia	8	4	1 3 13:7 9
4. Bangladesh	8	3	0 5 14:15 6
5. Philippines	8	0	0 8 1:51 0

Group E (China PR, Korea DPR, Singapore, Nepal, Maldives)

15.08.91	Korea DPR v. Nepal	5:0	Chan Yam Ming, Hkg
15.08.91	Maldives v. China PR	0:12	Nagaoka, Jpn
17.08.91	Nepal v. Maldives	0:1	Poon, Hkg
17.08.91	Singapore v. Korea DPR	0:2	Abharan Alvari, Im
19.08.91	China PR v. Singapore	3:0	Sogawa, Jpn
19.08.91	Korea DPR v. Maldives	4:0	Charupunt, Tha
21.08.91	Nepal v. China PR	0:4	Abharan Alvari, Im
21.08.91	Maldives v. Singapore	1:1	Nagaoka, Jpn
23.08.91	China PR v. Korea DPR	1:1	Charupunt, Tha
23.08.91	Nepal v. Singapore	4:1	Chan Yam Ming, Hkg
26.08.91	China PR v. Maldives	17:0	Saad Khamis, Ymd

26.08.91	Nepal v. Korea DPR	0:5	Mohamed Al Mull, Uae
28.08.91	Korea DPR v. Singapore	3:1	Wan Jaafar, Mys
28.08.91	Maldives v. Nepal	1:2	Mohamed Muhisee, Sri
30.08.91	Singapore v. China PR	0:3	Mohamed Al Mull, Uae
30.08.91	Maldives v. Korea DPR	0:7	Qazi, Pak
01.09.91	China PR v. Nepal	10:0	Saad Khamis, Ymd
01.09.91	Singapore v. Maldives	4:2	Mohamed Muhisee, Sri
03.09.91	Korea DPR v. China PR	0:1	Takada, Jpn
03.09.91	Singapore v. Nepal	4:1	Qazi, Pak
<hr/>			
1.	China PR	8	7 1 0 51:1 15
2.	Korea DPR	8	6 1 1 27:3 13
3.	Singapore	8	2 1 5 11:19 5
4.	Nepal	8	2 0 6 7:31 4
5.	Maldives	8	1 1 6 5:47 3

Group F (Japan, Indonesia, Hong Kong, Chinese Taipei)

(withdrawal Laos)

08.06.91	Hong Kong v. Chinese T.	1:1	Kunalan, Sin
09.06.91	Indonesia v. Japan	1:2	Mohamed, Bhr
16.06.91	Hong Kong v. Japan	3:1	Mohamed Al Mull, Uae
16.06.91	Indonesia v. Chinese T.	2:1	Somogod, Phi
23.06.91	Chinese T. v. Japan	0:3	Qazi, Pak
23.06.91	Indonesia v. Hong Kong	0:0	Nathan, Mys
29.06.91	Japan v. Chinese T.	2:0	Chang, Prk
30.06.91	Hong Kong v. Indonesia	1:1	Kil, Kor
07.07.91	Chinese T. v. Indonesia	3:1	Ghosh, Ind
07.07.91	Japan v. Hong Kong	3:0	Asgari, Irn
13.07.91	Japan v. Indonesia	3:1	Chen, Chn
14.07.91	Chinese T. v. Hong Kong	0:1	Wongsmarn, Tha
<hr/>			
1.	Japan	6	5 0 1 14:5 10
2.	Hong Kong	6	2 3 1 6:6 7
3.	Indonesia	6	1 2 3 6:10 4
4.	Chinese Taipei	6	1 1 4 5:10 3

Second Round

18.01.92	Bahrain v. Qatar	0:1	Al-Sharif, Syr
18.01.92	Korea Rep. v. Kuwait	1:1	Haji Sakhari, Mys
19.01.92	Japan v. China PR	1:2	Al-Rahal, Jor
21.01.92	Bahrain v. Korea Rep.	0:1	Chan Yam Ming, Hkg
21.01.92	China PR v. Qatar	0:1	Khoshkhan, Irn
22.01.92	Kuwait v. Japan	1:1	Al-Mehanna, Sau
24.01.92	Qatar v. Korea Rep.	1:0	Bujsaim, Uae
25.01.92	Japan v. Bahrain	6:1	Shrestha, Npl
25.01.92	Kuwait v. China PR	0:1	Sakhari, Mys
27.01.92	Bahrain v. China PR	0:3	Al-Rahal, Jor
27.01.92	Korea Rep. v. Japan	1:0	Al-Sharif, Syr
28.01.92	Qatar v. Kuwait	0:3	Al-Mehanna, Sau
30.01.92	China PR v. Korea Rep.	1:3	Al Rahal, Jor.
30.01.92	Japan v. Qatar	0:1	Chan Yam Ming, Hkg
30.01.92	Kuwait v. Bahrain	3:0	Bujsaim, Uae
<hr/>			
1.	Qatar	5	4 0 1 4:3 8
2.	Korea Republic	5	3 1 1 6:3 7
3.	Kuwait	5	2 2 1 8:3 6
4.	China PR	5	3 0 2 7:5 6
5.	Japan	5	1 1 3 8:6 3
6.	Bahrain	5	0 0 5 1:14 0

AFRICA

(32 Entries)

3 teams to qualify

1st Round

18.11.90	Mauritius v. Somalia	1:0	Nkathazo, Zim
30.11.90	Somalia v. Mauritius	2:1	Shisya, Ken
18.11.90	Mozambique v. Swaziland	0:0	Nkambule, Swz
02.12.90	Swaziland v. Mozambique	0:1	Kalombo, Mwi
	Ethiopia v. Libya		<i>withdrawal Libya</i>
18.11.90	Botswana v. Gabon	0:0	Kabungo, Zam
02.12.90	Gabon v. Botswana	2:1	Yengo, Cgo
	Burkina Faso v. Senegal		<i>withdrawal Burkina Faso</i>
	Mali v. Sierra Leone		<i>withdrawal Mali</i>
	Gambia v. Mauritania		<i>withdrawal Gambia</i>
	Congo v. Togo		<i>withdrawal Congo</i>

2nd Round

Group 1

	Mauritius v. Zambia		<i>Zambia suspended</i>
11.08.91	Mozambique v. Uganda	0:1	Rakotondrainibe, Mad
24.08.91	Uganda v. Mozambique	3:1	Mohamed Osman, Sdn
	Ethiopia v. Malawi		<i>withdrawal Ethiopia</i>
	Gabon v. Cameroon		<i>Gabon suspended</i>
10.08.91	Sudan v. Egypt	1:2	Nsubuga, Uga
23.08.91	Egypt v. Sudan	2:0	Jouini, Tun
	Angola v. Côte d'Ivoire		<i>withdrawal Angola</i>

Group 2

10.08.91	Tunisia v. Senegal	3:1	Abdel-Azim, Egy
25.08.91	Senegal v. Tunisia	1:0	Sinko, Civ
11.08.91	Algeria v. Sierra Leone	0:0	Sarr, Mtn
24.08.91	Sierra Leone v. Algeria	1:0	Jasseh, Gmb
11.08.91	Morocco v. Mauritania	6:0	Bergui, Alg
23.08.91	Mauritania v. Morocco	0:0	Pindra, Tog
	Liberia v. Togo		<i>withdrawal Liberia</i>
	Ghana v. Guinea		<i>Guinea suspended</i>
	Zaire v. Zimbabwe		<i>withdrawal Zaire</i>

3rd Round

Group 1

25.10.91	Egypt v. Malawi	3:1	Medjiba, Alg
09.11.91	Malawi v. Egypt	0:0	Lim Kee Chong, Mus
26.10.91	Uganda v. Cameroon	1:2	Mondoka, Zam
10.11.91	Cameroon v. Uganda	2:0	Laryea, Gha
	Mauritius v. Côte d'Ivoire		<i>withdrawal Côte d'Ivoire</i>

Group 2

27.10.91	Tunisia v. Zimbabwe	3:1	Naciri, Mor
10.11.91	Zimbabwe v. Tunisia	3:1	Pettcha, Cmr
			<i>5:2 after extra time</i>
27.10.91	Ghana v. Sierra Leone	2:1	Faye, Gmb
09.11.91	Sierra Leone v. Ghana	2:1	Hounnake-Kouassi, Tog
			<i>2:2 after extra time</i>
	Togo v. Morocco		<i>withdrawal Togo</i>

4th Round

07.02.92	Egypt v. Zimbabwe	3:0	Sene, Sen
23.02.92	Zimbabwe v. Egypt	1:1	Jouini, Tun
09.02.92	Cameroon v. Morocco	0:0	Lim Kee Chong, Mus
23.02.92	Morocco v. Cameroon	2:0	Faye, Gmb
09.02.92	Ghana v. Mauritius	6:0	Sendid, Alg
23.02.92	Mauritius v. Ghana	1:4	Moungoungui, Gab

CONCACAF

(20 Entries)

2 teams to qualify

1st Round

28.10.90	Puerto Rico v. Jamaica	0:3	Osborne, Ber
12.11.90	Jamaica v. Puerto Rico	2:0	Peleris, Hti
21.10.90	Haiti v. Cuba	1:1	Perez Perez, Pur
28.10.90	Cuba v. Haiti	2:2	Brizio Carter, Mex
28.10.90	Aruba v. St. Lucia	3:3	Zylstra, Ant
11.11.90	St. Lucia v. Aruba	9:0	Hoyte, Brb
29.10.90	Antigua v. Barbados	0:0	Boekmoudt, Aru
11.11.90	Barbados v. Antigua	5:0	Sirjuesingh, Tto
21.10.90	Neth. Antilles v. Surinam	0:1	Ehrt Goffner, Ven
04.11.90	Surinam v. Neth. Antilles	0:0	Babb, Guy

2nd Round

Group: Central Zone

17.03.91	Guatemala v. Honduras	2:2	Dominguez, Usa
03.04.91	Honduras v. Guatemala	2:0	Sawtell, Can
17.03.91	Belize v. El Salvador	0:2	Ramirez Ramirez, Mex
24.03.91	El Salvador v. Belize	3:0	Jay, Usa
	Panama v. Costa Rica		<i>Costa Rica suspended for all FIFA competitions with age limit</i>

Group: Caribbean Zone

17.02.91	Barbados v. Surinam	0:0	Solomon, Jam
10.03.91	Surinam v. Barbados	2:1	Davelaar, Ant
24.02.91	Trinidad & Tob. v. Jamaica	1:0	Perez Perez, Pur

03.03.91	Jamaica v. Trinidad&Tob.	1:0	Success, Atg
24.03.91	Trinidad&Tob. v. Jamaica (deciding match in Puerto Rico)	2:1	erez Perez, Pur
10.03.91	St. Lucia v. Haiti	1:1	Rabb, Guy
24.03.91	Haiti v. St. Lucia	2:1	Osborne, Ber

3rd Round

Group A

01.09.91	Surinam v. Mexico	1:1	Forbes, Tto			
05.09.91	Honduras v. Mexico	1:1	Mauro, Usa			
11.09.91	Mexico v. Honduras	0:1	Evangelista, Can			
18.09.91	Mexico v. Surinam	6:0	Rodriguez Perez, Cub			
24.09.91	Honduras v. Surinam	2:0	Gutierrez Castro, Crc			
06.10.91	Surinam v. Honduras	0:2	Ranes, Ant			
<hr/>						
1. Honduras	4	3	1	0	6:1	7
2. Mexico	4	1	2	1	8:3	4
3. Surinam	4	0	1	3	1:11	1

Group B

05.05.91	Canada v. Trinidad&Tob.	3:0	Brizio Carter, Mex
12.05.91	El Salvador v. Canada	3:1	Burgos Escobar, Gua
19.05.91	Trinidad&Tob. v. Canada	1:3	Osborne, Ber
14.07.91	El Salvador v. Trinidad&Tob.	2:0*	
28.07.91	Trinidad & Tob. v. El Salvador	2:0	Garza Y Ochoa, Mex
31.08.91	Canada v. El Salvador	4:0	Bratsis, Usa

* Trinidad&Tobago did not report for the match

1. Canada	4	3	0	1	11:4	6
2. El Salvador	4	2	0	2	5:6	4
3. Trinidad&Tobago	4	1	0	3	3:8	2

Group C

23.06.91	USA v. Haiti	8:0	Tejada Perdomo, Hnd
14.07.91	Panama v. USA	1:1	Burgos Martinez, Hnd
20.07.91	USA v. Panama	7:1	Gomez Santos, Slv
25.08.91	Haiti v. USA	0:2	Melville, Tto
21.09.91	Panama v. Haiti	2:2	Gasso Perez, Mex
01.10.91	Haiti v. Panama		withdrawal Panama

1. USA	4	3	1	0	18:2	7
2. Panama	3	0	2	1	4:10	2
3. Haiti	3	0	1	2	2:12	1

4th Round

25.03.92	Mexico v. USA	1:2	Rodriguez Medin, Slv
05.04.92	Canada v. Mexico	1:1	Success, Atg
05.04.92	USA v. Honduras	4:3	Forbes, Tto
12.04.92	Canada v. Honduras	2:2	Gutierrez Castro, Crc
19.04.92	Honduras v. USA	3:4	Chinchilla Gonz, Gua
21.04.92	Mexico v. Canada	4:1	Morales Trujill, Gua
26.04.92	Honduras v. Canada	1:0	Ortiz Cardozo, Slv
26.04.92	USA v. Mexico	3:0	Escobar Lopez, Gua
06.05.92	Honduras v. Mexico	1:3	Arrieta Salas, Crc
10.05.92	USA v. Canada	3:1	Osborne, Ber
17.05.92	Canada v. USA	2:1	Perez Gomez, Dom
17.05.92	Mexico v. Honduras	5:1	Rodriguez Perez, Cub

1. USA	6	5	0	1	17:10	10
2. Mexico	6	3	1	2	14:9	7
3. Canada	6	1	2	3	7:12	4
4. Honduras	6	1	1	4	11:18	3

SOUTH AMERICA

(10 Entries)

2 teams to qualify

GROUP A (Brazil, Paraguay, Colombia, Peru, Venezuela)

31.01.92	Paraguay v. Venezuela	1:0	Nieves Parra, Uru
01.02.92	Brazil v. Peru	2:1	Castrilli, Arg
03.02.92	Brazil v. Paraguay	1:0	Lamolina, Arg
03.02.92	Peru v. Colombia	1:4	Rodas Iniguez, Ecu
05.02.92	Brazil v. Colombia	0:2	Pena Duran, Bol
05.02.92	Peru v. Venezuela	3:0	Dluzniewski Tak, Uru
07.02.92	Colombia v. Venezuela	4:0	Castrilli, Arg
07.02.92	Paraguay v. Peru	7:1	Robles Mella, Chi
09.02.92	Brazil v. Venezuela	1:1	Nieves Parra, Uru
09.02.92	Paraguay v. Colombia	0:0	Rodas Iniguez, Ecu

1. Colombia	4	3	1	0	10:1	7
2. Paraguay	4	2	1	1	8:2	5
3. Brazil	4	2	1	1	4:4	5
4. Peru	4	1	0	3	6:13	2
5. Venezuela	4	0	1	3	1:9	1

Group B (Argentina, Chile, Uruguay, Bolivia, Ecuador)

02.02.92	Argentina v. Bolivia	1:0	Verdun Corvalan, Par
02.02.92	Uruguay v. Ecuador	0:2	Rezende De Freitas, Bra
04.02.92	Argentina v. Ecuador	1:0	Tejada Noriega, Per
04.02.92	Uruguay v. Chile	1:0	Marsiglia, Bra
06.02.92	Argentina v. Chile	1:1	Rezende De Freitas, Bra
06.02.92	Ecuador v. Bolivia	4:1	Torres Cadena, Col
08.02.92	Chile v. Ecuador	1:5	Marsiglia, Bra
08.02.92	Uruguay v. Bolivia	4:0	Nunez Cardozo, Par
10.02.92	Argentina v. Uruguay	1:2	Torres Cadena, Col
10.02.92	Chile v. Bolivia		not played

1. Ecuador	4	3	0	1	11:3	6
2. Uruguay	4	3	0	1	7:3	6
3. Argentina	4	2	1	1	4:3	5
4. Chile	3	0	1	2	2:7	1
5. Bolivia	3	0	0	3	1:9	0

Final Round

12.02.92	Colombia v. Uruguay	3:0	Castrilli, Arg
12.02.92	Ecuador v. Paraguay	0:1	Rezende De Freitas, Bra
14.02.92	Colombia v. Paraguay	0:1	Marsiglia, Bra
14.02.92	Ecuador v. Uruguay	0:1	Pena Duran, Bol
16.02.92	Colombia v. Ecuador	1:1	Castrilli, Arg
16.02.92	Paraguay v. Uruguay	0:0	Arboleda Marin, Ven

1. Paraguay	3	2	1	0	2:0	5
2. Colombia	3	1	1	1	4:2	3
3. Uruguay	3	1	1	1	1:3	3
4. Ecuador	3	0	1	2	1:3	1

NUMBER OF APPEARANCES AT OLYMPIC FOOTBALL TOURNAMENTS

(Final Tournaments incl. Barcelona 1992)

Australia	3	1956, 88, 92
Colombia	4	1968, 72, 80, 92
Denmark	8	1908, 12, 20, 48, 52, 60, 72, 92
Egypt	10	1920, 24, 28, 36, 48, 52, 60, 64, 84, 92
Ghana	4	1964, 68, 72, 92
Italy	11	1912, 20, 24, 28, 36, 48, 52, 60, 84, 88, 92
Korea Republic	3	1976, 88, 92
Kuwait	2	1980, 92
Mexico	7	1928, 48, 64, 68, 72, 76, 92
Morocco	4	1964, 72, 84, 92
Paraguay	1	1992
Poland	7	1924, 36, 52, 60, 72, 76, 92
Qatar	2	1984, 92
Spain	7	1920, 24, 28, 68, 76, 80, 92
Sweden	9	1908, 12, 20, 24, 36, 48, 52, 88, 92
USA	10	1924, 28, 36, 48, 52, 56, 72, 84, 88, 92

TOURNAMENT WINNERS SO FAR

1896	Athens*	Denmark
1900	Paris*	England
1904	St. Louis**	Canada
1908	London	England
1912	Stockholm	England
1920	Antwerp	Belgium
1924	Paris	Uruguay
1928	Amsterdam	Uruguay
1932	Los Angeles	no tournament
1936	Berlin	Italy
1948	Stockholm	Sweden
1952	Helsinki	Hungary
1956	Melbourne	USSR
1960	Rome	Yugoslavia
1964	Tokyo	Hungary
1968	Mexico	Hungary
1972	Munich	Poland
1976	Montreal	GDR
1980	Moscow	Czechoslovakia
1984	Los Angeles	France
1988	Seoul	USSR
1992	Barcelona	Spain

* no official tournament

** no official tournament, gold medal awarded later by IOC

FIFA DELEGATION

Presidency

Dr. João Havelange, FIFA President	Brazil
Guillermo J. Cañedo, FIFA Senior Vice President	Mexico
Joseph S. Blatter, FIFA General Secretary	Switzerland

Organising Committee for the Olympic Football Tournament – Barcelona 1992

Dr. Viacheslav Koloskov, Chairman	Russia
Abilio d'Almeida, Deputy Chairman	Brazil
Tan Sri Datuk Hamzah	Malaysia
Dr. György Szepesi	Hungary
Dr. Michel D'Hooghe	Belgium
Slim Aloulou	Tunisia
Isaac D. Sasso Sasso	Costa Rica
Issa Hayatou	Cameroon
Dr. Nicolás Leóz	Paraguay
Georges Favre	France
Jo W. van Marle	Netherlands
Oh Wan-Kon	Korea Republic
Jerzy Domanski	Poland
Jim Fleming	Canada
Josep Lluís Vilaseca i Guasch	Spain
Dante Iocco Carratu	Uruguay
Juan Espino Navia, Barcelona 1992	Spain
Miguel Galán, Secretary to the Committee	FIFA

FIFA Vice Presidents and Presidents of Confederations

Julio H. Grondona	Argentina
Lennart Johansson	Sweden
Jack A. Warner	Trinidad & Tobago

Referees' Committee

David H. Will, Chairman	Scotland
Farouk Bouzo	Syria
Alexis Ponnet	Belgium
Mario Rubio Vásquez	Mexico
Farah W. Addo	Somalia
Karoly Palotai	Hungary
Paolo Casarin	Italy
Carlos Alarcón Ríos	Paraguay
Michel Zen-Ruffinen, Secretary to the Committee	FIFA

Disciplinary Committee

Pablo Porta Bussoms, Chairman	Spain
Marcel Mathier, Deputy Chairman	Switzerland
Chuck Blazer	USA

Appeal Committee

Jean Fournet-Fayard, Chairman	France
Sir Arthur George	Australia

Advisers for special duties

Dr. Klaus Küstermann	Germany
Josep Lluís Núñez	Spain
Max Inzinger	Germany

Technical Study Group

Dick Howard	Canada
Mohamed A.S. El-Wahsh	Egypt
Walter Gagg, Co-ordinator	FIFA
Jürg Nepfer, Assistant	FIFA

General Co-ordinators

Peter Velappan	Malaysia
Mustapha Fahmy	Egypt
Agustín Domínguez	Spain
Hugo Salcedo	USA
Antón Parera	Spain



From left to right: Guillermo Cañedo, FIFA Senior Vice President, Dr. João Havelange, FIFA President, Dr. Viacheslav Koloskov, Chairman of the Organising Committee.

Media Committee

Jorge Baptista	Portugal
Keith Cooper	England
Guido Tognoni, FIFA Press officer	FIFA
Andreas Herren, Assistant	FIFA

General Secretariat

Erwin R. Schmid	FIFA
Helen Petermann	FIFA
Ursula Willimann	FIFA
Desirée Cánovas	FIFA
Maureen Huber	FIFA
Marilyn Jones	FIFA
Javier Otero	FIFA
Norma Kurmann	FIFA

Presidential Secretariat

Marie-Madeleine Urlacher	FIFA
Marcel Citherlet	FIFA

Editors

Jürg Nepfer
with the assistance of
the members of
the Technical Study
Group Barcelona 1992

Production

Jürg Hager

Layout

Yvonne Mastel

Translations

C. John Hurst
Jean Bosonnet
Thomas von Ubrizsy

Photos

Peter Robinson
Kurt Zimmermann

Typesetting

Schneider & Partner AG, Rümlang

Lithography

Repro Studio B, Zurich

Printing

Emmentaler Druck AG, Langnau

Printed in Switzerland



CoBi



© 1988 COOB'92, S.A. TM

TABLE OF CONTENTS

Prefaces	Message by the President	3
	Message by the Committee Chairman	5
	Message by the General Secretary	7
Analysis of the Tournament	Young players - mature performances	8
	Les espoirs tiennent les promesses	13
	Jugadores jóvenes - actuación madura	16
	Junge Spieler - reife Leistung	21
Analysis of the performances	New rules demand a new concept	26
	Final match	29
Team Analysis	Spain	34
	Poland	38
	Match for bronze medal	42
Team Analysis	Semi-finals	44
	Ghana	48
	Australia	
Team Analysis	Quarter finals	56
	Sweden	61
	Paraguay	64
	Italy	67
	Qatar	70
	Group matches	74
	Matches de groupe	76
Partidos de grupo	78	
Team Analysis	Gruppenspiele	80
	Group A: Italy, USA, Poland, Kuwait	
	Group B: Spain, Colombia, Egypt, Qatar	
	Group C: Sweden, Paraguay, Morocco, Korea Rep.	
	Group D: Denmark, Mexico, Ghana, Australia	
	USA	82
	Mexico	86
	Korea Rep.	89
	Egypt	92
	Denmark	95
	Colombia	98
Morocco	101	
Kuwait	104	
Medical Observations	Traumatic injuries during "Barcelona '92"	107
Refereeing	The referees and linesmen	109
Facts and Figures	Team facts	112
	Statistical details of the matches	129
	Fair Play contest	140
	Preliminary competition	142
FIFA Delegation		146



Barcelona '92



© 1988 COOB 92 S.A. TM