



FIFA

For the Good of the Game



FIFA CLUB WORLD
CHAMPIONSHIP 2000

BRAZIL

Statistics

FIFA Club World Championship

Brazil 2000




Table of contents

- I Basic match data** 3-8
Detailed information on the 14 matches based on the official match and referees' reports; Actual time played; Cautions and expulsions; Attendances per venue/Stadium.
- II Goals and scorers** 9-12
Information on the 43 goals scored during the tournament; Leading goalscorers and assists; When the goals were scored and other information.
- III Team data** 13-31
Facts and data on team' basic formations, players' appearances; Average of the teams, players who participated in previous FIFA competitions and other information.
- IV Officials, Awards** 32-36
The referees and assistant referees in Brazil 2000; Official FIFA awards; FIFA All Star Team.

The facts and figures contained in this booklet are the official statistical data of the FIFA Club World Championship Brazil 2000.
© 2000 by FIFA



FINAL COMPETITION



For the Good of the Game

First Stage

Group A Real Madrid, Al-Nassr, Corinthians, Raja Casablanca

05.01.2000	São Paulo	Real Madrid vs Al-Nassr	3-1 (1-1)	Oscar Ruiz Acosta, COL								
05.01.2000	São Paulo	Corinthians vs Raja Casablanca	2-0 (0-0)	Stefano Braschi, ITA	1.	Corinthians	3	2	1	0	6-2	7
07.01.2000	São Paulo	Real Madrid vs Corinthians	2-2 (1-1)	William Mattus Vega, CRC	2.	Real Madrid	3	2	1	0	8-5	7
07.01.2000	São Paulo	Raja Casablanca vs Al-Nassr	3-4 (1-1)	Derek Rugg, NZL	—	—	—	—	—	—	—	—
10.01.2000	São Paulo	Real Madrid vs Raja Casablanca	3-2 (0-1)	Horacio Elizondo, ARG	3.	Al-Nassr	3	1	0	2	5-8	3
10.01.2000	São Paulo	Al-Nassr vs Corinthians	0-2 (0-1)	Dick Jol, HOL	4.	Raja Casablanca	3	0	0	3	5-9	0

Group B Manchester United, Necaxa, Vasco da Gama, South Melbourne

06.01.2000	Rio de J.	Manchester U. vs Necaxa	1-1 (0-1)	Horacio Elizondo, ARG								
06.01.2000	Rio de J.	Vasco da Gama vs S. Melbourne	2-0 (0-0)	Dick Jol, HOL	1.	Vasco da Gama	3	3	0	0	7-2	9
08.01.2000	Rio de J.	Manchester U. vs Vasco da Gama	1-3 (0-3)	Saad Kamel Mane, KUW	2.	Necaxa	3	1	1	1	5-4	4
08.01.2000	Rio de J.	S. Melbourne vs Necaxa	1-3 (1-2)	Falla Ndoye, SEN	—	—	—	—	—	—	—	—
11.01.2000	Rio de J.	Manchester U. vs S. Melbourne	2-0 (2-0)	Stefano Braschi, ITA	3.	Manchester United	3	1	1	1	4-4	4
11.01.2000	Rio de J.	Necaxa vs Vasco da Gama	1-2 (1-1)	Oscar Ruiz Acosta, COL	4.	South Melbourne	3	0	0	3	1-7	0

Second Stage

3rd/4th Place

14.01.2000	Rio de J.	Real Madrid vs Necaxa	(*) 1-1 (1-0)	Oscar Ruiz Acosta, COL
		Penalty kicks	3-4	

FINAL

14.01.2000	Rio de J.	Corinthians vs Vasco da Gama	(*) 0-0 (0-0)	Dick Jol, HOL
		Penalty kicks	4-3	

RANKING

1. Corinthians
2. Vasco da Gama
3. Necaxa
4. Real Madrid

5. Manchester United
6. Al-Nassr
7. Raja Casablanca
8. South Melbourne

* after extra-time / après prolongation / después del tiempo suplementario / nach Verlängerung

I BASIC MATCH DATA

Group A: RMA ALN COR RCA	4
Group B: MU NEC VAS MEL	5
Standings after Group Matches	2
Match for 3 rd Place Final	6
Actual Time Played Cautions and Expulsions	7
Attendances Attendances per Venue/Stadium	7

Total number of spectators:	366,000
Average of both Stadia:	52,286
Average of actual time played:	63'02"

CAUTIONS AND EXPULSIONS

Yellow cards:	59
Two yellow cards in one match:	2
Red cards:	5

GROUP A**REAL MADRID, AL-NASSR, CORINTHIANS, RAJA CASABLANCA**

Real Madrid vs Al-Nassr		3-1 (1-1)	
1	05.01.2000 18:45 São Paulo	12,000	
<i>RMA:</i> 13 Casillas; 2 Michel Salgado, 3 Roberto Carlos, 4 Hierro (C), 22 Karembeu; 6 Redondo, 14 Guti, 21 Geremi; 7 Raul, 11 Savio, 19 Anelka.			
<i>ALN:</i> 22 Khojalli; 11 Al Jaman (C), 18 Al Karni, 20 Al Harthi, 21 Sharify, 23 Al Shokia; 8 Al Hussein, 10 Al Amin, 17 Al Mousa, 19 Saib; 13 Bahja.			
<i>Scorers:</i>	1-0 21' Anelka (19), 1-1 46'+ Al Hussein (8, penalty), 2-1 61' Raul (7), 3-1 69' Savio (11, penalty)		
<i>Referee:</i>	Oscar Ruiz Acosta (COL)		
<i>Assistant Refs:</i>	Fernando Cresci Fripp (URU), Miguel Angel Giacomuzzi (PAR)		
<i>Substitutions:</i>	<i>RMA:</i> 66' out Guti (14), in McManaman (8) 72' out Savio (11), in Sanchis (5) 77' out Hierro (4), in Karanka (18)		
	<i>ALN:</i> 66' out Saib (19), in Triki (5) 78' out Al Hussein (8), in Al Khathran (12) 83' out Al Jaman (11), in Mehalel (7)		
<i>Cautions:</i>	<i>RMA:</i> 33' Hierro (4) <i>ALN:</i> 46' Al Amin (10)		
<i>Expulsions:</i>	-		

Corinthians vs Raja Casablanca		2-0 (0-0)	
2	05.01.2000 21:15 São Paulo	23,000	
<i>COR:</i> 1 Dida; 2 Indio, 4 Joao Carlos, 6 Kleber, 16 Fabio Luciano; 5 Vampeta, 7 Marcelinho, 8 Rincon (C), 11 Ricardinho; 9 Luizao, 10 Edilson.			
<i>RCA:</i> 1 Chadili; 3 El Haimeur, 4 Talal, 5 Misbah, 8 Jrindou (C); 6 Safri, 13 Nejary, 17 Aboub, 18 Reda; 10 Moustaudia, 11 Khoubbache.			
<i>Scorers:</i>	1-0 50' Luizao (9), 2-0 64' Fabio Luciano (16)		
<i>Referee:</i>	Stefano Braschi (ITA)		
<i>Assistant Refs:</i>	Jens Larsen (DEN), Jacek Pociegiel (POL)		
<i>Substitutions:</i>	<i>COR:</i> 76' out Marcelinho (7), in Marcos Senna (21) 83' out Luizao (9), in Dinei (18) 86' out Vampeta (5), in Edu (20)		
	<i>RCA:</i> 60' out Khoubbache (11), in Achami (19)		
<i>Cautions:</i>	<i>RCA:</i> 13' Jrindou (8), 65' Chadili (1), 65' Misbah (5)		
<i>Expulsions:</i>	-		

Real Madrid vs Corinthians		2-2 (1-1)	
5	07.01.2000 18:45 São Paulo	55,000	
<i>RMA:</i> 13 Casillas; 2 Michel Salgado, 3 Roberto Carlos, 4 Hierro (C), 22 Karembeu; 6 Redondo, 14 Guti, 21 Geremi; 7 Raul, 11 Savio, 19 Anelka.			
<i>COR:</i> 1 Dida; 2 Indio, 4 Joao Carlos, 6 Kleber, 16 Fabio Luciano; 5 Vampeta, 7 Marcelinho, 8 Rincon (C), 11 Ricardinho; 9 Luizao, 10 Edilson.			
<i>Scorers:</i>	1-0 19' Anelka (19), 1-1 28' Edilson (10), 1-2 64' Edilson (10), 2-2 71' Anelka (19)		
<i>Referee:</i>	William Mattus Vega (CRC)		
<i>Assistant Refs:</i>	Jacek Pociegiel (POL), Fernando Cresci Fripp (URU)		
<i>Substitutions:</i>	<i>RMA:</i> 70' out Geremi (21), in McManaman (8) 70' out Guti (14), in Morientes (9)		
	<i>COR:</i> 74' out Vampeta (5), in Edu (20) 81' out Luizao (9), in Dinei (18) 85' out Ricardinho (11), in Marcos Senna (21)		
<i>Cautions:</i>	<i>RMA:</i> 20' Michel Salgado (2), 46'+ Guti (14) 65' Karembeu (22), 84' Roberto Carlos (3)		
	<i>COR:</i> 30' Fabio Luciano (16), 42' Rincon (8), 89' Kleber (6)		
<i>Expulsions:</i>	-		

Raja Casablanca vs Al-Nassr		3-4 (1-1)	
6	07.01.2000 21:15 São Paulo	3,000	
<i>RCA:</i> 1 Chadili; 3 El Haimeur, 4 Talal, 5 Misbah, 8 Jrindou (C); 6 Safri, 13 Nejary, 17 Aboub, 18 Reda; 10 Moustaudia, 11 Khoubbache.			
<i>ALN:</i> 22 Khojalli; 11 Al Jaman (C), 18 Al Karni, 20 Al Harthi, 21 Sharify, 23 Al Shokia; 8 Al Hussein, 10 Al Amin, 17 Al Mousa, 19 Saib; 13 Bahja.			
<i>Scorers:</i>	0-1 4' Al Amin (10), 1-1 24' own goal ALN, 1-2 63' Bahja (13), 1-3 64' Al Hussein (8), 2-3 66' El Moubarki (14), 3-3 73' Talal (4), 3-4 85' Saib (19)		
<i>Referee:</i>	Derek Rugg (NZL)		
<i>Assistant Refs:</i>	Miguel Angel Giacomuzzi (PAR), Jens Larsen (DEN)		
<i>Substitutions:</i>	<i>RCA:</i> 32' out Nejary (13), in Nater (20) 55' out Jrindou (8), in Achami (19) 55' out Reda (18), in El Moubarki (14)		
	<i>ALN:</i> 29' out Khojalli (22), in Al Dosari (1) 71' out Al Karni (18), in Al Ghamdi (14) 76' out Al Hussein (8), in Mehalel (7)		
<i>Cautions:</i>	<i>RCA:</i> 14' Aboub (17), 76' Khoubbache (11), 93' Misbah (5) <i>ALN:</i> 69' Al Mousa (17)		
<i>Expulsions:</i>	<i>RCA:</i> 75' Safri (6)		

Real Madrid vs Raja Casablanca		3-2 (0-1)	
9	10.01.2000 18:45 São Paulo	18,000	
<i>RMA:</i> 13 Casillas; 2 Michel Salgado, 3 Roberto Carlos, 4 Hierro (C), 22 Karembeu; 6 Redondo, 8 McManaman, 14 Guti; 7 Raul, 11 Savio, 19 Anelka.			
<i>RCA:</i> 1 Chadili (C); 3 El Haimeur, 4 Talal, 7 Kharbouch, 11 Khoubbache; 14 El Moubarki, 17 Aboub, 18 Reda, 20 Nater; 10 Moustaudia, 19 Achami.			
<i>Scorers:</i>	0-1 28' Achami (19), 1-1 49' Hierro (4) 2-1 53' Morientes (9), 2-2 59' Moustaudia (10), 3-2 83' Geremi (21)		
<i>Referee:</i>	Horacio Elizondo (ARG)		
<i>Assistant Refs:</i>	Miguel Angel Giacomuzzi (PAR), Ali Tomusange (UGA)		
<i>Substitutions:</i>	<i>RMA:</i> 37' out Anelka (19), in Morientes (9) 46' out McManaman (8), in Geremi (21) 80' out Michel Salgado (2), in Karanka (18)		
	<i>RCA:</i> 81' out Achami (19), in Rizki (21) 93' out Nater (20), in Kherazi (23)		
<i>Cautions:</i>	<i>RMA:</i> 38' Hierro (4), 45' Karembeu (22), 61' Savio (11) <i>RCA:</i> 14' Talal (4), 70' Moustaudia (10)		
<i>Expulsions:</i>	<i>RMA:</i> 62' Guti (14), 62' Roberto Carlos (3), 87' Karembeu (22, second yellow) <i>RCA:</i> 62' El Moubarki (14)		

Al Nassr vs Corinthians		0-2 (0-1)	
10	10.01.2000 21:15 São Paulo	31,000	
<i>ALN:</i> 22 Khojalli; 11 Al Jaman (C), 18 Al Karni, 20 Al Harthi, 21 Sharify, 23 Al Shokia; 8 Al Hussein, 10 Al Amin, 17 Al Mousa, 19 Saib; 13 Bahja.			
<i>COR:</i> 1 Dida; 4 Joao Carlos, 6 Kleber, 13 Daniel, 16 Fabio Luciano; 5 Vampeta, 7 Marcelinho, 8 Rincon (C), 11 Ricardinho; 9 Luizao, 10 Edilson.			
<i>Scorers:</i>	0-1 25' Ricardinho (11), 0-2 81' Rincon (8)		
<i>Referee:</i>	Dick Jol (NED)		
<i>Assistant Refs:</i>	Lavetala Siuamoa (SAM), Serguei Ufimtsev (KAZ)		
<i>Substitutions:</i>	<i>ALN:</i> 41' out Al Hussein (8), in Al Janoubi (16) 73' out Saib (19), in Mehalel (7) 88' out Al Jaman (11), in Triki (5)		
	<i>COR:</i> 10' out Joao Carlos (4), in Adilson (3) 27' out Ricardinho (11), in Edu (20) 72' out Vampeta (5), in Dinei (18)		
<i>Cautions:</i>	<i>ALN:</i> 1' Al Harthi (20), 84' Al Shokia (23) <i>COR:</i> 20' Daniel (13), 30' Marcelinho (7) 49' Adilson (3), 59' Luizao (9)		
<i>Expulsions:</i>	<i>COR:</i> 67' Daniel (13, second yellow)		

GROUP B

MANCHESTER UTD., NECAXA, VASCO DA GAMA, SOUTH MELBOURNE

Manchester United vs Necaxa		1-1 (0-1)	
3	06.01.2000 18:15 Rio de Janeiro	50,000	
<i>MU:</i> 1 Bosnich; 2 Neville G., 3 Irvin, 5 Silvestre, 6 Stam; 7 Beckham, 8 Butt, 16 Keane (C); 9 Cole, 11 Giggs, 19 Yorke.			
<i>NEC:</i> 1 Pineda; 2 Cabrera, 3 Almaguer, 10 Markus, 20 Higareda; 7 Aguinaga (C), 8 Perez, 12 Vigna, 18 Milian; 9 Delgado, 19 Montecinos.			
<i>Scorers:</i>	0-1 15' Montecinos (19), 1-1 83' Yorke (19)		
<i>Referee:</i>	Horacio Elizondo (ARG)		
<i>Assistant Refs:</i>	Serguei Ufimtsev (KAZ), Ali Tomusange (UGA)		
<i>Substitutions:</i>	<i>MU:</i> 72' out Irwin (3), in Solskjaer (20) 72' out Butt (8), in Neville P. (12) 72' out Cole (9), in Sheringham (10)		
	<i>NEC:</i> 76' out Montecinos (19), in Vazquez (21) 79' out Vigna (12), in Ambriz (4) 83' out Higareda (20), in Acosta (6)		
<i>Cautions:</i>	<i>MU:</i> 16' Keane (16), 43' Giggs (11), 76' Sheringham (10), 82' Yorke (19)		
	<i>NEC:</i> 32' Delgado (9), 58' Montecinos (19), 85' Lopez (10)		
<i>Expulsions:</i>	<i>MU:</i> 43' Beckham (7), 63' Ferguson (Coach)		

Vasco da Gama vs South Melbourne		2-0 (0-0)	
4	06.01.2000 20:45 Rio de Janeiro	66,000	
<i>VAS:</i> 12 Helton; 2 Jorginho, 4 Mauro Galvao, 13 Gilberto, 17 Junior Baiano; 5 Amaral, 6 Felipe, 8 Juninho, 9 Ramon; 10 Edmundo (C), 11 Romario.			
<i>MEL:</i> 20 Jones; 2 Iosifidis, 3 De Amicis, 4 Orlic, 5 Blatsis; 6 Clarkson, 7 Panopoulos, 15 Lozanovski, 18 Liparoti; 9 Trimboli (C), 10 Curcija.			
<i>Scorers:</i>	1-0 53' Felipe (6), 2-0 86' Edmundo (10)		
<i>Referee:</i>	Dick Jol (NED)		
<i>Assistant Refs:</i>	Haseeb Mohammed (TRI), Lavetala Siuamoa (SAM)		
<i>Substitutions:</i>	<i>VAS:</i> 80' out Ramon (9), in Alex Oliveira (23) 89' out Juninho (8), in Odvan (3) 89' out Edmundo (10), in Viola (19)		
	<i>MEL:</i> 74' out Curcija (10), in Conveny (8) 80' out Trimboli (9), in Anastasiadis (11)		
<i>Cautions:</i>	<i>VAS:</i> 64' Ramon (9), 86' Edmundo (10)		
	<i>MEL:</i> 29' Orlic (4), 40' Lozanovski (15), 50' Panopoulos (7)		
<i>Expulsions:</i>	-		

Manchester United vs Vasco da Gama		1-3 (0-3)	
7	08.01.2000 18:15 Rio de Janeiro	73,000	
<i>MU:</i> 1 Bosnich; 2 Neville G., 3 Irvin, 5 Silvestre, 6 Stam; 8 Butt, 12 Neville P., 16 Keane (C); 11 Giggs, 19 Yorke, 20 Solskjaer.			
<i>VAS:</i> 12 Helton; 2 Jorginho, 4 Mauro Galvao, 13 Gilberto, 17 Junior Baiano; 5 Amaral, 6 Felipe, 8 Juninho, 9 Ramon; 10 Edmundo (C), 11 Romario.			
<i>Scorers:</i>	0-1 23' Romario (11), 0-2 24' Romario (11), 0-3 42' Edmundo (10), 1-3 83' Butt (8)		
<i>Referee:</i>	Saad Kamel Mane (KUW)		
<i>Assistant Refs:</i>	Lavetala Siuamoa (SAM), Haseeb Mohammed (TRI)		
<i>Substitutions:</i>	<i>MU:</i> 46' out Solskjaer (20), in Sheringham (10) 71' out Stam (6), in Jordi (14) 77' out Giggs (11), in Fortune (22)		
	<i>VAS:</i> 69' out Jorginho (2), in Paulo Miranda (15) 76' out Ramon (9), in Nasa (21) 79' out Juninho (8), in Alex Oliveira (23)		
<i>Cautions:</i>	<i>MU:</i> 51' Sheringham (10)		
	<i>VAS:</i> 59' Jorginho (2), 61' Junior Baiano (17), 81' Nasa (21)		
<i>Expulsions:</i>	-		

South Melbourne vs Necaxa		1-3 (1-2)	
8	08.01.2000 20:45 Rio de Janeiro	5,000	
<i>MEL:</i> 20 Jones; 2 Iosifidis, 3 De Amicis, 4 Orlic, 5 Blatsis; 6 Clarkson, 7 Panopoulos, 11 Anastasiadis, 12 Alagich; 8 Coveny, 9 Trimboli (C).			
<i>NEC:</i> 1 Pineda; 2 Cabrera, 3 Almaguer, 10 Markus, 20 Higareda; 7 Aguinaga (C), 8 Perez, 12 Vigna, 18 Milian; 9 Delgado, 19 Montecinos.			
<i>Scorers:</i>	0-1 19' Montecinos (19, penalty), 0-2 29' Delgado (9), 1-2 47'+ Anastasiadis (11), 1-3 79' Cabrera (2, penalty)		
<i>Referee:</i>	Falla Ndoeye (SEN)		
<i>Assistant Refs:</i>	Ali Tomusange (UGA), Serguei Ufimtsev (KAZ)		
<i>Substitutions:</i>	<i>MEL:</i> 65' out Coveny (8), in Goutzioulis (16) 65' out Panopoulos (7), in Curcija (10) 78' out Trimboli (9), in Tsekinis (17)		
	<i>NEC:</i> 46' out Montecinos (19), in Oliva (16) 55' out Markus (10), in Ambriz (4) 83' out Delgado (9), in Vazquez (21)		
<i>Cautions:</i>	<i>MEL:</i> 40' Iosifidis (2), 76' Orlic (4)		
	<i>NEC:</i> 81' Vigna (12), 83' Milian (18)		
<i>Expulsions:</i>	-		

Manchester United vs South Melbourne		2-0 (2-0)	
11	11.01.2000 18:15 Rio de Janeiro	25,000	
<i>MU:</i> 17 Van der Gouw; 4 Higginbotham, 12 Neville P., 21 Berg, 23 Wallwork; 14 Jordi, 15 Greening, 18 Wilson; 9 Cole (C), 20 Solskjaer, 22 Fortune.			
<i>MEL:</i> 20 Jones; 2 Iosifidis, 3 De Amicis, 5 Blatsis, 18 Liparoti; 6 Clarkson, 7 Panopoulos, 11 Anastasiadis, 15 Lozanovski; 9 Trimboli (C), 10 Curcija.			
<i>Scorers:</i>	1-0 8' Fortune (22), 2-0 20' Fortune (22)		
<i>Referee:</i>	Stefano Braschi (ITA)		
<i>Assistant Refs:</i>	Jens Larsen (DEN), Ali Tomusange (UGA)		
<i>Substitutions:</i>	<i>MU:</i> 77' out Wilson (18), in Beckham (7) 83' out Van der Gouw (17), in Rachubka (13)		
	<i>MEL:</i> 31' out Liparoti (18), in Goutzioulis (16) 66' out Anastasiadis (11), in Coveny (8) 71' out Clarkson (6), in Tsekinis (17)		
<i>Cautions:</i>	<i>MEL:</i> 90' Trimboli (9)		
<i>Expulsions:</i>	-		

Necaxa vs Vasco da Gama		1-2 (1-1)	
12	11.01.2000 20:45 Rio de Janeiro	45,000	
<i>NEC:</i> 1 Pineda; 2 Cabrera, 3 Almaguer, 10 Markus, 20 Higareda; 7 Aguinaga (C), 8 Perez, 12 Vigna, 18 Milian; 9 Delgado, 19 Montecinos.			
<i>VAS:</i> 12 Helton; 4 Mauro Galvao, 13 Gilberto, 17 Junior Baiano; 5 Amaral, 6 Felipe, 7 Donizete, 8 Juninho, 9 Ramon; 11 Romario (C), 15 Paulo Miranda.			
<i>Scorers:</i>	1-0 4' Aguinaga (7), 1-1 14' Odvan (3), 1-2 69' Romario (11)		
<i>Referee:</i>	Oscar Ruiz Acosta (COL)		
<i>Assistant Refs:</i>	Miguel Angel Giacomuzzi (PAR), Fernando Cresci Fripp (URU)		
<i>Substitutions:</i>	<i>NEC:</i> 72' out Montecinos (19), in Ambriz (4) 84' out Milian (18), in Vazquez (21)		
	<i>VAS:</i> 9' out Junior Baiano (17), in Odvan (3) 70' out Donizete (7), in Edmundo (10)		
<i>Cautions:</i>	<i>NEC:</i> 21' Higareda (20), 65' Markus (10)		
	<i>VAS:</i> 75' Amaral (5)		
<i>Expulsions:</i>	-		

Real Madrid vs Necaxa **1-1 (1-0)****Penalty kicks 3-4****13 14.01.2000 17:00 Rio de Janeiro 35,000****RMA:** 1 Bizzarri; 4 Hierro, 5 Sanchis(C), 17 Dorado, 18 Karanka; 7 Raul, 8 McManaman, 15 Ivan Helguera, 21 Geremi; 9 Morientes, 11 Savio.**NEC:** 1 Pineda; 2 Cabrera, 3 Almaguer, 10 Markus, 20 Higareda; 7 Aguinaga (C), 8 Perez, 12 Vigna, 18 Milian; 9 Delgado, 19 Montecinos.**Scorers:** 1-0 15' Raul (7), 1-1 58' Delgado (9)**Penalty Kicks:** 1-0 Etoo, 1-1 Vazquez, 2-1 Ivan Helguera, 2-1 Cabrera (missed), 2-1 McManaman (missed), 2-2 Perez, 3-2 Morientes, 3-3 Aguinaga, 3-3 Dorado (missed), 3-4 Delgado**Referee:** Oscar Ruiz Acosta (COL)**Assistant Refs:** Miguel Angel Giacomuzzi (PAR), Ali Tomusange (UGA)**Substitutions:** **RMA:** 52' out Hierro (4), in Ivan Campo (12)
52' out Savio (11), in Ognjenovic (20)
66' out Raul (7), in Etoo (16)**NEC:** 46' out Markus (10), in Ambriz (4)
46' out Montecinos (19), in Vazquez (21)
83' out Vigna (12), in Oliva (16)**Cautions:** -**Expulsions:** -

MATCH FOR THIRD PLACE

Corinthians vs Vasco da Gama **0-0 (0-0)****Penalty kicks 4-3****14 14.01.2000 20:00 Rio de Janeiro 73,000****COR:** 1 Dida; 2 Indio, 3 Adilson, 6 Kleber, 16 Fabio Luciano; 5 Vampeta, 7 Marcelinho, 8 Rincon (C), 11 Ricardinho; 9 Luizao, 10 Edilson.**VAS:** 12 Helton; 3 Odvan, 4 Mauro Galvao, 5 Amaral, 13 Gilberto; 6 Felipe, 8 Juninho, 9 Ramon, 15 Paulo Miranda; 10 Edmundo (C), 11 Romario.**Penalty Kicks:** 1-0 Rincon, 1-1 Romario, 2-1 Fernando Baiano, 2-2 Alex Oliveira, 3-2 Luizao, 3-2 Gilberto (missed), 4-2 Edu, 4-3 Viola, 4-3 Marcelinho (missed), 4-3 Edmundo (missed)**Referee:** Dick Jol (NED)**Assistant Refs:** Jens Larsen (DEN), Fernando Cresci Fripp (URU)**Substitutions:** **COR:** 46' out Ricardinho (11), in Edu (20)
91' out Vampeta (5), in Gilmar (23)
113' out Edilson (10), in Fernando Baiano (17)**VAS:** 96' out Juninho (8), in Viola (19)
102' out Felipe (6), in Alex Oliveira (23)
111' out Ramon (9), in Donizete (7)**Cautions:** **COR:** 43' Rincon (8), 75' Adilson (3), 97' Indio (2)
113' Luizao (9)**VAS:** 16' Felipe (6), 33' Amaral (5), 54' Paulo Miranda (15)
98' Edmundo (10)**Expulsions:** -

FINAL

I BASIC MATCH DATA

ACTUAL TIME PLAYED

Date	No.	Match	Actual playing time
05.01.	1	Real Madrid vs Al-Nassr	61'21"
05.01.	2	Corinthians vs Raja Casablanca	64'32"
06.01.	3	Manchester United vs Necaxa	59'51"
06.01.	4	Vasco da Gama vs South Melbourne	63'34"
07.01.	5	Real Madrid vs Corinthians	55'25"
07.01.	6	Raja Casablanca vs Al-Nassr	58'36"
08.01.	7	Manchester United vs Vasco da Gama	63'24"
08.01.	8	South Melbourne vs Necaxa	68'06"
10.01.	9	Real Madrid vs Raja Casablanca	56'52"
10.01.	10	Al-Nassr vs Corinthians	58'23"
11.01.	11	Manchester United vs South Melbourne	71'18"
11.01.	12	Necaxa vs Vasco da Gama	62'25"

Average actual time after 12 matches: 61'59"

14.01. 13 Real Madrid vs Necaxa 67'07"

14.01. 14 Corinthians vs Vasco da Gama 61'04"

Average actual time in the Finals: 64'06"

(*without extra-time)

Average actual time matches 1 to 14: 63'02"

(*without extra-time)

CAUTIONS AND EXPULSIONS

Yellow cards:

- Group matches:	51
- Final matches	8

Red cards (second yellow):

- Group matches:	2
- Final matches	-

Red cards:

- Group matches:	5
- Final matches	-

Recapitulation:

- Yellow cards:	59
- Red cards (second yellow):	2
- Red cards:	5

ATTENDANCES

Group matches

Date	No.	Venue	Match	No. of spectators
05.01.	1	São Paulo	RMA vs ALN	12,000
05.01.	2	São Paulo	COR vs RCA	23,000
06.01.	3	Rio de Janeiro	MU vs NEC	50,000
06.01.	4	Rio de Janeiro	VAS vs MEL	66,000
07.01.	5	São Paulo	RMA vs COR	55,000
07.01.	6	São Paulo	RCA vs ALN	3,000
08.01.	7	Rio de Janeiro	MU vs VAS	73,000
08.01.	8	Rio de Janeiro	MEL vs NEC	5,000
10.01.	9	São Paulo	RMA vs RCA	18,000
10.01.	10	São Paulo	ALN vs COR	31,000
11.01.	11	Rio de Janeiro	MU vs MEL	25,000
11.01.	12	Rio de Janeiro	NEC vs VAS	45,000

Match for third place

14.01. 13 Rio de Janeiro RMA vs NEC 35,000

Final

14.01. 14 Rio de Janeiro COR vs VAS 73,000

ATTENDANCES PER VENUE/STADIUM

Group matches

05.01.	São Paulo	1 st match day	23,000
06.01.	Rio de Janeiro	2 nd match day	66,000
07.01.	São Paulo	3 rd match day	55,000
08.01.	Rio de Janeiro	4 th match day	73,000
10.01.	São Paulo	5 th match day	31,000
11.01.	Rio de Janeiro	6 th match day	45,000

Finals

14.01. Rio de Janeiro 7th match day 73,000

Overall total: 366,000

Total attendances São Paulo (Morumbi) 109,000

Total attendances Rio de Janeiro (Maracanã) 257,000

Average attendances São Paulo (Morumbi) 36,333

Average attendances Rio de Janeiro (Maracanã) 64,250

Average attendances of both stadia 52,286

II GOALS AND SCORERS

Leading goalscorers and assists	9
When the goals were scored	9
How the goals were scored	10
From what distance the goals were scored	11
From whom the goals were scored	11

Number of goals scored:	43
Average per match:	3.07
Number of wins:	10
Number of draws:	4
Number of wins by golden goal:	–
Number of decisions by penalty-kicks:	2
Highest score:	3:4 (RCA vs ALN)
Number of wins after conceding 1 st goal:	2

II GOALS AND SCORERS

LEADING GOALSCORERS AND ASSISTS

(Goal scored: 3 points, assist: 1 point)

	<i>Player</i>	<i>Goals</i>	<i>Assists</i>	<i>Total</i>
1	ANELKA Nicolas (RMA, 19)	3	-	9
	ROMARIO (VAS, 11)	3	-	9
3	DELGADO Agustin (NEC, 9)	2	1	7
	EDILSON (COR, 10)	2	1	7
	EDMUNDO (VAS, 10)	2	1	7
6	AL HUSSEINI Fahad (ALN, 8)	2	-	6
	FORTUNE Quinton (MU, 22)	2	-	6
	MONTECINOS Cristian (NEC, 19)	2	-	6
	RAUL (RMA, 7)	2	-	6
10	BAHJA Ahmed (ALN, 13)	1	2	5
	GEREMI (RMA, 21)	1	2	5
	LUIZAO (COR, 9)	1	2	5
13	AGUINAGA Alex (NEC, 7)	1	1	4
	MORIENTES Fernando (RMA, 9)	1	1	4
	MOUSTAODIA Mustapha (RCA, 10)	1	1	4
	RICARDINHO (COR, 11)	1	1	4
	SAIB Moussa (ALN, 19)	1	1	4
	SAVIO (RMA, 11)	1	1	4
19	ACHAMI Youssef (RCA, 19)	1	-	3
	AL AMIN Fuad (ALN, 10)	1	-	3
	ANASTASIADIS John (MEL, 11)	1	-	3
	BUTT Nicky (MU, 8)	1	-	3
	CABRERA Salvador (NEC, 2)	1	-	3
	DWIGHT Yorke (MU, 19)	1	-	3
	EL MOUBARKI Bouchaib (RCA, 14)	1	-	3
	FABIO LUCIANO (COR, 16)	1	-	3
	FELIPE (VAS, 6)	1	-	3
	HIERRO Fernando (RMA, 4)	1	-	3
	ODVAN (VAS, 3)	1	-	3
	RINCON Freddy (COR, 8)	1	-	3
	TALAL (RCA, 4)	1	-	3
32	COLE Andy (MU, 9)	-	2	2
33	AL JAMAN Muhaisen (ALN, 11)	-	1	1
	BLATIS Con (MEL, 5)	-	1	1
	EL HAIMEUR Redouane (RCA, 3)	-	1	1
	GILBERTO (VAS, 13)	-	1	1
	JORGINHO (VAS, 2)	-	1	1
	JUNINHO (VAS, 8)	-	1	1
	KAREMBEU Christian (RMA, 22)	-	1	1
	KEANE Roy (MU, 16)	-	1	1
	KHARBOUCH Mohamed (RCA, 7)	-	1	1
	MARCELINHO (COR, 7)	-	1	1
	MILIAN Jose (NEC, 18)	-	1	1
	RAMON (VAS, 9)	-	1	1
	ROBERTO CARLOS (RMA, 3)	-	1	1
	SOLSKJAER Ole Gunnar (MU, 20)	-	1	1
	<i>Own goals</i> ALN	1		
	Total (14 matches)	43	31	
	Average per match	3.07		

WHEN THE GOALS WERE SCORED

	<i>Group matches</i>	<i>(12 matches)</i>
Total goals scored:	41	100.0%
- 1st and 15th minute:	5	12.2%
- 16th and 30th minute:	11	26.8%
- 31st and 45th minute:	1	2.4%
- 46th and 60th minute:	5	12.2%
- 61st and 75th minute:	10	24.4%
- 76th and 90th minute:	7	17.1%
Number of goals scored in additional time:		
- 1st half (after 45 minutes)	2	4.9%
- 2nd half (after 90 minutes)	-	
Match for third place and final		
Total goals scored:	2	100.0%
- 1st and 15th minute:	1	50.0%
- 16th and 30th minute:	-	
- 31st and 45th minute:	-	
- 46th and 60th minute:	1	50.0%
- 61st and 75th minute:	-	
- 76th and 90th minute:	-	
- 91st and 105th minute:	-	
- 106th and 120th minute:	-	
Number of goals scored in additional time:		
- 1st half (after 45 minutes)	-	
- 2nd half (after 90 minutes)	-	
- 1st half extra time:	-	
- 2nd half extra time:	-	
Recapitulation		
Total goals scored:	43	100.0%
- 1st and 15th minute:	6	14.0%
- 16th and 30th minute:	11	25.6%
- 31st and 45th minute:	1	2.3%
- 46th and 60th minute:	6	14.0%
- 61st and 75th minute:	10	23.3%
- 76th and 90th minute:	7	16.3%
- 91st and 105th minute:	-	
- 106th and 120th minute:	-	
Number of goals scored in additional time:	2	4.7%
- 1st half (after 45 minutes)	2	4.7%
- 2nd half (after 90 minutes)	-	
- 1st half extra time:	-	
- 2nd half extra time:	-	

HOW THE GOALS WERE SCORED

Group matches	(12 matches)	
Total goals scored:	41	100.0%
From the run of play:	30	73.2%
– Passing run or breakthrough in the middle:	11	36.7%
– Passing run or breakthrough on the wings:	14	46.7%
– left side:	3	21.4%
– right side:	11	78.6%
– Solo performance:	5	16.7%
From standard situations:	11	26.8%
– After a corner-kick:	2	18.2%
– left side:	2	100.0%
– right side:	–	–
– After a direct free-kick:	4	36.4%
– After a throw-in:	–	–
– From a direct free-kick:	1	9.1%
– From a penalty:	4	36.4%
Shots:	30	73.2%
Headers:	6	14.6%
Penalties:	4	9.8%
Own goals:	1	2.4%

Match for third place and final

Total goals scored:	2	100.0%
From the run of play:	2	100.0%
– Passing run or breakthrough in the middle:	1	50.0%
– Passing run or breakthrough on the wings:	1	50.0%
– left side:	–	–
– right side:	1	100.0%
– Solo performance:	–	–
From standard situations:	–	–
– After a corner-kick:	–	–
– left side:	–	–
– right side:	–	–
– After a direct free-kick:	–	–
– After a throw-in:	–	–
– From a direct free-kick:	–	–
– From a penalty:	–	–
Shots:	2	100.0%
Headers:	–	–
Penalties:	–	–
Own goals:	–	–

Recapitulation

Total goals scored:	43	100.0%
From the run of play:	32	74.4%
– Passing run or breakthrough in the middle:	12	37.5%
– Passing run or breakthrough on the wings:	15	46.9%
– left side:	3	20.0%
– right side:	12	80.0%
– Solo performance:	5	15.6%
From standard situations:	11	25.6%
– After a corner-kick:	2	18.2%
– left side:	2	100.0%
– right side:	–	–
– After a direct free-kick:	4	36.4%
– After a throw-in:	–	–
– From a direct free-kick:	1	9.1%
– From a penalty:	4	36.4%
Shots:	32	74.4%
Headers:	6	14.0%
Penalties:	4	9.3%
Own goals:	1	2.3%

II GOALS AND SCORERS

FROM WHAT DISTANCE THE GOALS WERE SCORED

Group matches	(12 matches)	
- Total goals scored:	41	100.00%
- Inside goal area:	9	22.0%
- Between goal area and penalty spot:	17	41.5%
- Between penalty spot and edge of the penalty area:	6	14.6%
- Outside the penalty area:	5	12.2%
- Penalties	4	9.8%

Match for third place and final

- Total goals scored:	2	100.0%
- Inside goal area:	-	
- Between goal area and penalty spot:	-	
- Between penalty spot and edge of the penalty area:	1	50.0%
- Outside the penalty area:	1	50.0%
- Penalties	-	

Recapitulation

- Total goals scored:	43	100.0%
- Inside goal area:	9	20.9%
- Between goal area and penalty spot:	17	39.5%
- Between penalty spot and edge of the penalty area:	7	16.3%
- Outside the penalty area:	6	14.0%
- Penalties	4	9.3%

FROM WHOM THE GOALS WERE SCORED

Group matches	(12 matches)	
- Total goals scored:	41	100.00%
- Strikers:	25	61.00%
- Midfielders:	10	24.40%
- Defenders:	5	12.20%
- Own goals:	1	2.40%

Match for third place and final

- Total goals scored:	2	100.00%
- Strikers:	2	100.00%
- Midfielders:	-	
- Defenders:	-	
- Own goals:	-	

Recapitulation

- Total goals scored:	43	100.00%
- Strikers:	27	62.80%
- Midfielders:	10	23.30%
- Defenders:	5	11.60%
- Own goals:	1	2.30%

III TEAM DATA

Al-Nassr	14
Corinthians	16
Manchester United	18
Necaxa	20
Raja Casablanca	22
Real Madrid	24
South Melbourne	26
Vasco da Gama	28
Average age of the teams	30
Number of players fielded per team	30
Players who participated in previous FIFA competitions	31

III TEAM DATA

AL-NASSR

Team Coach: ZIVADINOVIC Milan

Team Captain: AL JAMAN Muhaisen

OBTAINED RESULTS

05.01.2000	Al-Nassr vs Real Madrid	1-3 (1-1)
07.01.2000	Al-Nassr vs Raja Casablanca	4-3 (1-1)
10.01.2000	Al-Nassr vs Corinthians	0-2 (0-1)

FINAL RANKING th PLACE



Appearances

No	Pos.	Name	Date of Birth	Nationality	Match 1 RMA 1-3	Match 2 RCA 4-3	Match 3 COR 0-2	Total
1	GK	AL DOSARI Madhi	13.03.1971	KSA	R	61	R	61
2	DF	AL HALAWI Nasser	10.01.1979	KSA	R	R	R	0
3	MF	AL DOSARI Faisal	31.10.1977	KSA	R	R	R	0
4	DF	ABOSHAHIN Saleh	03.03.1972	KSA	R	R	R	0
5	DF	TRIKI Ismael	01.08.1967	MAR	24	R	2	26
6	MF	AL HARBI Matir	10.07.1975	KSA	inj.	inj.	R	0
7	FW	MEHALEL Fahad	11.11.1970	KSA	7	14	17	38
8	MF	AL HUSSEINI Fahad	10.09.1965	KSA	78	76	41	195
9	GK	SHARIFI Mohammad	10.12.1977	KSA	R	R	R	0
10	MF	AL AMIN Fuad	13.10.1972	KSA	90	90	90	270
11	FW	AL DOSARI Muhaisen AL JAMAN (C)	16.10.1966	KSA	83	90	88	261
12	DF	AL KHATHRAN Hamad	26.11.1978	KSA	12	R	R	12
13	FW	BAHJA Ahmed	21.12.1970	MAR	90	90	90	270
14	MF	AL GHAMD I Nassip	21.07.1974	KSA	R	19	R	19
15	FW	AL DHAFERI Nahar	13.01.1979	KSA	R	R	R	0
16	DF	AL JANOUBI Abdulaziz	21.07.1974	KSA	R	R	49	49
17	MF	AL MOUSA Mansour	29.10.1972	KSA	90	90	90	270
18	MF	AL KARNI Abdallah	08.08.1976	KSA	90	71	90	251
19	FW	SAIB Moussa	06.03.1969	ALG	66	90	73	229
20	DF	AL HARTHI Mohsin	13.08.1976	KSA	90	90	90	270
21	DF	SHARIFY Hadi	20.12.1977	KSA	90	90	90	270
22	GK	BABKR Mohammed KHOJALLI	15.01.1973	KSA	90	29	90	209
23	DF	AL SHOKIA Ibrahim	29.06.1975	KSA	90	90	90	270



Playing system:	3-5-1-1, oder 3-5-2; according to the state of the game and the opponent; at times Bahja was not given efficient enough support in attack.
Strengths:	Some outstanding individual players; Bahja (of Morocco), Saib (of Algeria), Al Jaman; they were all very lively and agile players, with the ability to improvise.
Weaknesses:	Problems in co-ordinating the switch from defence to attack and vice versa; also with concentration at certain times.
Prominent players:	Moussa Saib, Ahmed Bahja, Fahad Al Hussein
Système de jeu:	3-5-1-1 ou 3-5-2; a varié selon la manière de jouer et les forces de l'adversaire; Bahja n'a pas toujours été soutenu efficacement dans l'attaque.
Forces:	Talent de certains joueurs; le marocain Bahja, Saib (Algérie), Al Jaman; sont tout autant des talents dans l'improvisation que des joueurs très souples et alertes.
Faiblesses:	Problèmes de coordination lors du passage de la défense à l'attaque et vice-versa; problèmes de concentration dans différentes situations de jeu.
Meilleurs joueurs:	Moussa Saib, Ahmed Bahja, Fahad Al Hussein
Sistema de juego	3-5-1-1 ó 3-5-2; se variaba según el sistema de juego y la potencia del adversario; Bahja no halló siempre el apoyo necesario en el ataque.
Puntos fuertes:	Habilidad individual de los jugadores; el marroquí Bahja, Saib (Argelia) y Al Jaman eran muy talentosos para improvisar, además de ser muy ágiles y escurridizos.
Puntos débiles:	Problemas de conmutación de la defensa al ataque y viceversa; problemas de concentración en diferentes situaciones de juego.
Jugadores destacados:	Moussa Saib, Ahmed Bahja, Fahad Al Hussein
Spielsystem:	3-5-1-1, oder 3-5-2; variierte nach Spielweise und Stärke der Gegner; teilweise wurde Bahja im Sturm zuwenig effizient unterstützt.
Stärken:	Individuelle Klasse einiger Spieler; Bahja der Marokkaner, Saib, der Algerier, Al Jaman; sie sind sowohl Improvisationstalente wie auch sehr wendige und agile Spieler.
Schwächen:	Abstimmungsprobleme im Umschalten von Verteidigung auf Angriff und umgekehrt; Konzentrationsprobleme in verschiedenen Spielsituationen.
Herausragende Spieler:	Moussa Saib, Ahmed Bahja, Fahad Al Hussein

Average age of the team

26 years 3 months

Number of foreign players

3

Goalscorers

Fahad Al Hussein	2
Fuad Al Amin	1
Ahmed Bahja	1
Moussa Saib	1

Disciplinary measures

Yellow cards: 4

Officials

H.R.H. Prince Faisal Bin Abdulrahman Bin Saud Bin Abdulaziz Al Saud,
Head of Delegation
H.R.H. Prince Talal Bin Badr Bin Saud Bin Abdulaziz, Vice Head of Delegation
Milan Zivadinovic, Coach
Eid S.B. Al Farhan, Head of Administration
Majed A.A. Mohammed, Football Director
Mohammed I.S. Al Merished,
Assistant Coach
Mohammed A.M. Al Janoubi,
Assistant Coach
Branislav Dukanovic, Goalkeeper Coach
Mahmoud Hannan Mannan, Interpreter
Zerroug Boubakeur, Doctor
Gheorghe Caraveteanu, Phystiotherapist
Abdulah Ibrahim Mohamed,
Equipment Officer

CORINTHIANS

Team Coach: DE OLIVEIRA Oswaldo

Team Captain: RINCON Freddy

OBTAINED RESULTS

05.01.2000	Corinthians vs Raja Casablanca	2-0 (0-0)
07.01.2000	Corinthians vs Real Madrid	2-2 (1-1)
10.01.2000	Corinthians vs Al-Nassr	2-0 (1-0)
14.01.2000	Corinthians vs Vasco da Gama	0-0 (0-0) Pen. 4-3

FINAL RANKING: 1st PLACE



Appearances

No	Pos.	Name	Date of Birth	Nationality	Match 1	Match 2	Match 3	Match 4	Total
					RCA 2-0	RMA 2-2	ALN 2-0	Final VAS 0-0, Pen. 4-3	
1	GK	DIDA	07.10.1973	BRA	90	90	90	120	390
2	DF	INDIO	03.04.1979	BRA	90	90	R	120	300
3	DF	ADILSON	16.03.1968	BRA	R	R	80	120	200
4	DF	JOAO CARLOS	10.09.1972	BRA	90	90	10	R	190
5	MF	VAMPETA	13.03.1974	BRA	86	74	72	91	323
6	DF	KLEBER	01.04.1980	BRA	90	90	90	120	390
7	MF	MARCELINHO	01.02.1971	BRA	76	90	90	120	376
8	MF	RINCON Freddy (C)	14.08.1966	COL	90	90	90	120	390
9	FW	LUIZAO	14.11.1975	BRA	83	81	90	120	374
10	FW	EDILSON	17.09.1970	BRA	90	90	90	113	383
11	MF	RICARDINHO	23.05.1976	BRA	90	85	27	46	248
12	GK	MAURICIO	08.07.1970	BRA	R	R	R	R	0
13	DF	DANIEL	08.05.1972	BRA	R	R	67 exp.	susp.	67
14	DF	MARCIO COSTA	18.05.1971	BRA	R	R	R	R	0
15	GK	YAMADA	17.02.1979	BRA	R	R	R	R	0
16	DF	FABIO LUCIANO	29.04.1975	BRA	90	90	90	120	390
17	FW	FERNANDO BAIANO	18.03.1979	BRA	R	R	R	7	7
18	FW	DINEI	10.09.1970	BRA	7	9	18	R	34
19	DF	AUGUSTO	05.11.1968	BRA	R	R	R	R	0
20	MF	EDU	16.05.1978	BRA	4	16	63	74	157
21	MF	MARCOS SENNA	17.07.1976	BRA	14	5	R	R	19
22	MF	LUIS MARIO	01.11.1976	BRA	R	R	R	R	0
23	MF	GILMAR	13.08.1975	BRA	R	R	R	29	29



Playing system:	4-4-2 with two central defenders alternating in the libero role; offensive defenders; two attacking, two defensive midfielders; playmaker and two forwards.
Strengths:	Excellent ball skills; strong in the air; good changes of rhythm.
Weaknesses:	The area of Kleber and Joao Carlos; too hasty in finishing.
Prominent players:	Dida, Freddy Rincon, Marcelinho, Edilson
Système de jeu:	4-4-2 avec deux arrières centraux à positions variables, deux milieux de terrain; un meneur de jeu et deux attaquants.
Forces:	Excellente technique ; puissance dans les duels aériens; bons changements de rythme.
Faiblesses:	L'espace de Kleber et Joao Carlos; trop agité dans la conclusion.
Meilleurs joueurs:	Dida, Freddy Rincon, Marcelinho, Edilson
Sistema de juego:	4-4-2 con dos marcadores centrales alternados en sus funciones de líbero; laterales con proyección; dos medios defensivos y dos ofensivos; armadores y dos atacantes.
Puntos fuertes:	Muy buena técnica; dominio del juego aéreo; hábiles cambios de ritmo.
Puntos débiles:	La zona de Kleber con Joao Carlos; precipitación en las definiciones.
Jugadores destacados:	Dida, Freddy Rincón, Marcelinho, Edilson
Spielsystem:	4-4-2 mit zwei Innenverteidigern, alternierend als Libero spielend; offensive Verteidiger; zwei defensive und zwei offensive Mittelfeldspieler; Spielmacher und zwei Angreifer.
Stärken:	Exzellente Technik; stark im Luftkampf; guter Rhythmuswechsel.
Schwächen:	Der Raum von Kleber und Joao Carlos; überhastet im Abschluss.
Herausragende Spieler:	Dida, Freddy Rincon, Marcelinho, Edilson

Average age of the teams
25 years 11 months

Number of foreign players

1

Goalscorers

Edilson	2
Fabio Luciano	1
Luizao	1
Ricardinho	1
Rincon	1

Disciplinary measures

Yellow cards:	11
Yellow/ red cards:	1

Officials

Alberto Dualib, Head of Delegation
Oswaldo de Oliveira, Coach
Wilson Santoro, Head of Administration
Jose Guimaraes, Director of Football
Carlos Nujud, Director of Football
Luciano Signorini, Press Officer
Francisco Marcelino,
Liaison Officer for Security Matters
Edson De Souza, Assistant Coach
Valdir de Moraes, Technical Advisor
Antonio Melo, Physical Preparator
Joaquim Grava, Doctor
Fabio Mashredjian, Physiotherapist

MANCHESTER UNITED


Team Coach: FERGUSON Alex SIR

Team Captain: KEANE Roy
 COLE Andy

OBTAINED RESULTS

06.01.2000	Manchester Utd. vs Necaxa	1-1 (0-1)
08.01.2000	Manchester Utd. vs Vasco da Gama	1-3 (0-3)
11.01.2000	Manchester Utd. vs S. Melbourne	2-0 (2-0)

FINAL RANKING: 5th PLACE



Appearances

No	Pos.	Name	Date of Birth	Nationality	Match 1	Match 2	Match 3	Total
					NEC 1-1	VAS 1-3	MEL 2-0	
1	GK	BOSNICH Mark	13.01.1972	AUS	90	90	inj.	180
2	DF	NEVILLE Gary	18.02.1975	ENG	90	90	R	180
3	DF	IRWIN Denis	31.10.1965	IRL	72	90	inj.	162
4	DF	HIGGINBOTHAM Danny	29.12.1978	ENG	R	R	90	90
5	DF	SILVESTRE Mikael	09.08.1977	FRA	90	90	R	180
6	DF	STAM Japp	17.07.1972	NED	90	71	inj.	161
7	MF	BECKHAM David	02.05.1975	ENG	43 exp.	susp.	13	56
8	MF	BUTT Nicky	21.01.1975	ENG	72	90	R	162
9	FW	COLE Andy (2 nd C)	15.10.1971	ENG	72	R	90	162
10	FW	SHERINGHAM Teddy	02.04.1966	ENG	18	44	susp.	62
11	FW	GIGGS Ryan	29.11.1973	WAL	90	77	R	167
12	DF	NEVILLE Philip	21.01.1977	ENG	18	90	90	198
13	GK	RACHUBKA Paul	21.05.1981	ENG	R	R	7	7
14	FW	CRUYFF Jordi	09.02.1974	NED	R	19	90	109
15	FW	GREENING Jonathan	02.01.1979	ENG	R	R	90	90
16	MF	KEANE Roy (C)	10.08.1971	IRL	90	90	inj.	180
17	GK	VAN DER GOUW Raimond	24.03.1963	NED	R	R	83	83
18	MF	WILSON Mark	09.02.1979	ENG	R	R	77	77
19	FW	YORKE Dwight	03.11.1971	TRI	90	90	R	180
20	FW	SOLSKJAER Ole Gunnar	26.02.1973	NOR	18	46	90	154
21	DF	BERG Henning	01.09.1969	NOR	R	R	90	90
22	FW	FORTUNE Quinton	21.05.1977	RSA	R	13	90	103
23	DF	WALLWORK Ronnie	10.09.1977	ENG	R	R	90	90



Playing system:	4-4-2 and for one game 4-3-3; the aim is to be offensive.
Strengths:	Good experienced players with winning mentality at the highest level; very offensive and always likely to score.
Weaknesses:	Indisciplined and avoidable critical errors disrupting team strategy.
Prominent players:	Japp Stam, David Beckham, Andy Cole, Dwight Yorke, Roy Keane (? Outstanding instead of prominent)
Système de jeu:	4-4-2 et, dans un match, 4-3-3; tactique à orientation offensive.
Forces:	Joueurs expérimentés avec un esprit de battants au plus haut niveau; très offensifs et dangereux devant les buts.
Faiblesses:	Indiscipline, bavures graves évitables, qui nuisent à la stratégie de l'équipe.
Meilleurs joueurs:	Japp Stam, David Beckham, Andy Cole, Dwight Yorke, Roy Keane
Sistema de juego:	4-4-2 y para un partido 4-3-3; la finalidad era el juego ofensivo.
Puntos fuertes:	Jugadores experimentados con mentalidad ganadora absoluta; muy ofensivos y siempre con posibilidades de anotar.
Puntos débiles:	La indisciplina y los errores de criterio deterioraron la estrategia del equipo.
Jugadores destacados:	Japp Stam, David Beckham, Andy Cole, Dwight Yorke, Roy Keane
Spielsystem:	4-4-2 und in einem Spiel 4-3-3; Ziel ist ein offensiv ausgerichteter Fussball.
Stärken:	Erfahrene Spieler mit einer Winner-Mentalität auf höchster Ebene; sehr offensiv und stets torgefährlich.
Schwächen:	Undiszipliniert und vermeidbare gravierende Patzer, die der Mannschaftsstrategie abträglich sind.
Herausragende Spieler:	Japp Stam, David Beckham, Andy Cole, Dwight Yorke, Roy Keane

Average age of the teams	
26 years 1 month	
Number of foreign players	
	12
Goalscorers	
Quinton Fortune	2
Nicky Butt	1
Dwight Yorke	1
Disciplinary measures	
Yellow cards:	5
Red cards:	1
Officials	
Charles Edwards, Head of Delegation	
Sir Alex Ferguson, Coach	
Kenneth Merrett, Head of Administration	
Ken Ramsden, Press Officer	
Steve McClaren, Assistant Coach	
Jimmy Curran, Assistant Coach	
Jim Ryan, Masseur	
Tony Coton, Goalkeeper Coach	
Mike Stone, Doctor	
Robert Swire, Physiotherapist	
Albert Morgan, Equipment Officer	

III TEAM DATA

NECAXA

Team Coach: ARIAS Raul
Team Captain: AGUINAGA Alex

OBTAINED RESULTS

06.01.2000	Necaxa vs Manchester United	1-1 (1-0)
08.01.2000	Necaxa vs South Melbourne	3-1 (2-1)
11.01.2000	Necaxa vs Vasco da Gama	1-2 (1-1)
14.01.2000	Necaxa vs Real Madrid	1-1 (0-1) Pen. 4-3

FINAL RANKING: 3rd PLACE



Appearances

No	Pos.	Name	Date of Birth	Nationality	Match 1	Match 2	Match 3	Match 4	Total
					MU 1-1	MEL 3-1	3 rd / ₄ th VAS 1-2	RMA 1-1, Pen. 4-3	
1	GK	PINEDA Hugo	10.05.1962	MEX	90	90	90	120	390
2	MF	CABRERA Salvador	21.08.1973	MEX	90	90	90	120	390
3	DF	ALMAGUER Sergio	16.05.1969	MEX	90	90	90	120	390
4	DF	AMBRIZ Ignacio	07.02.1965	MEX	11	35	18	74	138
5	MF	SCOTTI Andres	14.12.1975	URU	R	R	R	R	0
6	DF	ACOSTA Miguel	04.09.1975	MEX	7	R	R	R	7
7	MF	AGUINAGA Alex (C)	09.07.1968	ECU	90	90	90	120	390
8	MF	PEREZ Luis	12.01.1981	MEX	90	90	90	120	390
9	FW	DELGADO Agustin	23.12.1974	ECU	90	83	90	120	383
10	MF	LOPEZ Markus	17.06.1972	MEX	90	55	90	46	281
11	FW	TERRES Samuel	07.10.1976	MEX	R	R	R	R	0
12	MF	VIGNA Hernan	26.04.1977	ARG	79	90	90	83	342
13	FW	OCHOA Carlos	05.03.1978	MEX	R	R	R	R	0
14	DF	VELAZQUEZ Israel	05.07.1976	MEX	R	R	R	R	0
15	DF	BECERRIL Octavio	31.03.1974	MEX	R	R	R	R	0
16	FW	OLIVA Edgar	06.06.1972	MEX	R	44	R	37	81
17	GK	ALVAREZ Alexandro	26.01.1977	MEX	R	R	R	R	0
18	DF	MILIAN Jose	14.08.1973	MEX	90	90	84	120	384
19	FW	MONTECINOS Cristian	29.12.1970	CHI	76	46	72	46	240
20	DF	HIGAREDA Jose	16.06.1968	MEX	83	90	90	120	383
21	MF	VAZQUEZ Sergio	14.10.1972	URU	14	7	6	74	101
22	GK	GUADARRAMA Jose	08.05.1972	MEX	R	R	R	R	0
23	DF	HERNANDEZ Jaime	06.12.1972	MEX	R	R	R	R	0



Playing system:	A very flexibly applied 4-4-2 system, according to the opposition, but also a 5-4-1 system when it was necessary.
Strengths:	Very good teamwork; perfect organisation based on a high level of discipline; excellent technique.
Weaknesses:	Some lack of international experience
Prominent players:	Sergio Almaguer, Alex Aguinaga, Markus Lopez , Hernan Vigna, Cristian Montecinos, Jose Milian, Agustin Delgado
Système de jeu:	Un 4-4-2 extrêmement souple, selon l'adversaire, mais au besoin, également un 5-4-1.
Forces:	Bon travail d'équipe; organisation parfaite avec une très grande discipline; excellente technique.
Faiblesses:	Manque d'expérience internationale
Meilleurs joueurs:	Sergio Almaguer, Alex Aguinaga, Markus Lopez , Hernan Vigna, Cristian Montecinos, Jose Milian, Agustin Delgado
Sistema de juego:	Un sistema 4-4-2 muy flexible, según el adversario, pero también un 5-4-1 en caso de necesidad.
Puntos fuertes:	Muy buen juego colectivo; perfecta organización basada en gran disciplina; excelente técnica.
Puntos débiles:	Cierta falta de experiencia internacional.
Jugadores destacados:	Sergio Almaguer, Alex Aguinaga, Markus López , Hernán Vigna, Cristian Montecinos, Jose Milian, Agustin Delgado
Spielsystem:	Ein äusserst flexibles 4-4-2, je nach Gegner, aber bei Bedarf auch ein 5-4-1.
Stärken:	Tolle Teamarbeit; perfekte Organisation mit sehr grosser Disziplin; exzellente Technik.
Schwächen:	Mangel an internationaler Erfahrung
Herausragende Spieler:	Sergio Almaguer, Alex Aguinaga, Markus Lopez , Hernan Vigna, Cristian Montecinos, Jose Milian, Agustin Delgado

Average age of the teams
26 years 10 months

Number of foreign players

Goalscorers	6
Agustin Delgado	2
Cristian Montecinos	2
Alex Aguinaga	1
Salvador Cabrera	1

Disciplinary measures

Yellow cards:	7
---------------	---

Officials

Justino Compean, Head of Delegation
 Vicente Zarazua, Vice President
 Jorge Romo, Vice President
 Alejandro Bocardo, Vice President
 Francisco Diaz, Head of Administration
 Jose De Jesus, Technical Secretary
 Raul Arias, Coach
 Ignacio Rodriguez, Goalkeeper Coach
 Jose Manuel De la Torre, Assistant Coach
 Jose Paciullo, Physical Preparator
 Julio Cesar Cantu, Doctor
 Jose Cortes, Kinesiologist
 Luis Esponda, Masseur
 Pedro Alvarez, Equipment Officer
 Eduardo Alvarez, Equipment Officer

III TEAM DATA

RAJA CASABLANCA

Team Coach: FATHI Jamal

Team Captain: JRINDOU Abdellatif
CHADILI Mustapha

OBTAINED RESULTS

05.01.2000	Raja Casablanca vs Corinthians	0-2 (0-0)
07.01.2000	Raja Casablanca vs Al-Nassr	3-4 (1-1)
10.01.2000	Raja Casablanca vs Real Madrid	2-3 (1-0)

FINAL RANKING: 7th PLACE



Appearances

No	Pos.	Name	Date of Birth	Nationality	Match 1 COR 0-2	Match 2 ALN 3-4	Match 3 RMA 2-3	Total
1	GK	CHADILI Mustapha (2 nd C)	14.02.1973	MAR	90	90	90	270
2	DF	SARRAJ Adil	26.08.1979	MAR	R	R	R	0
3	DF	EL HAIMEUR Redouane	22.10.1973	MAR	90	90	90	270
4	DF	EL KARKOURI Talal	08.07.1976	MAR	90	90	90	270
5	MF	MISBAH Hicham	01.02.1977	MAR	90	90	susp.	180
6	DF	SAFRI Youssef	03.01.1977	MAR	90	75 exp.	susp.	165
7	DF	KHARBOUCH Mohamed	22.01.1977	MAR	R	R	90	90
8	DF	JRINDOU Abdellatif (C)	01.10.1974	MAR	90	55	inj.	145
9	FW	ARMOUMEN Mohamed	19.09.1979	MAR	R	R	R	0
10	FW	MOUSTAODIA Mustapha	28.09.1968	MAR	90	90	90	270
11	FW	KHOUBBACHE Mohamed	23.07.1974	MAR	60	90	90	240
12	GK	BOUABDELLAOUI Mohamed	03.08.1972	MAR	R	R	R	0
13	MF	NEJJARY Omar	27.06.1972	MAR	90	32	inj.	122
14	FW	EL MOUBARKI Bouchaib	12.01.1978	MAR	R	35	62 exp.	97
15	MF	HAFID Abdessadek	04.02.1974	MAR	R	R	R	0
16	MF	MIKI Adil	31.05.1979	MAR	R	R	R	0
17	MF	ABOUB Zakaria	03.06.1980	MAR	90	90	90	270
18	MF	EREYAHY Reda	1972	MAR	90	55	90	235
19	FW	ACHAMI Youssef	31.07.1976	MAR	30	35	81	146
20	MF	NATER Hamid	30.12.1980	MAR	R	58	89	147
21	FW	RIZKI Tarik	26.10.1979	MAR	R	R	9	9
22	GK	DAAKALI Abdeslam	07.09.1974	MAR	R	R	R	0
23	FW	KHERAZI Said	01.08.1982	MAR	R	R	1	1



Playing system:	4-4-2; a very modern interpretation, with defensive organiser Jrindou quickly switching the team into counter-attacks.
Strengths:	Quick counter-attacks via Jrindou (Captain); good combinations and individual technical skills.
Weaknesses:	Extreme differences in performance and concentration: there was a dramatic drop in skill in the third match because some key players were missing after the first two games.
Prominent players:	Talal El Karkouri, Abdellatif Jrindou, Mustapha Moustaudia, Mohamed Khoubbache
Système de jeu:	4-4-2; interprété de manière très moderne vu que le chef de la défense, Jrindou, déclencha rapidement la contre-attaque.
Forces:	Jeu de contre rapide, déclenché par Jrindou (Capitaine); équipe caractérisée par un jeu combiné et des capacités techniques individuelles.
Faiblesses:	Importants déséquilibres; du fait de l'absence de quelques joueurs clés après les deux premiers matches, constatation d'une baisse de performance significative lors du troisième match.
Meilleurs joueurs:	Talal El Karkouri, Abdellatif Jrindou, Mustapha Moustaudia, Mohamed Khoubbache
Sistema de juego:	4-4-2, interpretado de una forma muy moderna, con el organizador de la defensa Jrindou armando rápidos contraataques.
Puntos fuertes:	Rápidos contragolpes armados por Jrindou (capitán); el equipo destacó por su habilidad técnica individual y perfectas combinaciones de juego.
Puntos débiles:	Rendimiento y concentration desiguales debido a la ausencia, tras los primeros partidos, de algunos titulares. En el tercer partido se observo una merma sensible en el rendimiento.
Jugadores destacados:	Talal El Karkouri, Abdellatif Jrindou, Mustapha Moustaudia, Mohamed Khoubbache
Spielsystem:	4-4-2; sehr modern interpretiert, indem der Abwehrchef Jrindou die Gegenangriffe schnell einleitete.
Stärken:	Schnelles Konterspiel durch Jrindou (Captain) ausgelöst; Kombinationsspiel und individuelle technische Fertigkeiten zeichneten sie aus.
Schwächen:	Starke Leistungs- und Konzentrationsschwankungen; weil nach den ersten zwei Spielen einige Stammspieler ausfielen, resultierte im dritten Spiel ein markanter Leistungseinbruch.
Herausragende Spieler:	Talal El Karkouri, Abdellatif Jrindou, Mustapha Moustaudia, Mohamed Khoubbache

Average age of the team
23 years 8 months

Number of foreign players

Goalscorers	0
Mustapha Moustaudia	1
Youssef Achami	1
Bouchaib El Moubarki	1
Talal El Karkouri	1

Disciplinary measures

Yellow cards:	8
Red cards:	2

Officials

Ahmed Ammor, President
Rachid El Boussairi,
Vice President/Head of Delegation
Abdellatif Lasky, Vice President
Dehi Khalil, Vice President
Fahti Jamal, Coach
Hannat Abdeslam, Head of Administration
Moustakim El Ouadoudi,
Administration Secretary
Madih Mohamed, Physical Preparator
D'Ghay Said, Goalkeeper Coach
Mustapha Bahlioui, Doctor
Abderrahim Dezzaz, Kinesiologist
Bouchaib Feriat, Equipment Officer

III TEAM DATA

REAL MADRID

Team Coach: DEL BOSQUE Vicente

Team Captain: HIERRO Fernando
SANCHIS Manuel

OBTAINED RESULTS

05.01.2000	Real Madrid vs Al-Nassr	3-1 (1-1)
07.01.2000	Real Madrid vs Corinthians	2-2 (1-1)
10.01.2000	Real Madrid vs Raja Casablanca	3-2 (0-1)
14.01.2000	Real Madrid vs Necaxa	1-1 (1-0) Pen. 3-4

FINAL RANKING: 4th PLACE



Appearances

No	Pos.	Name	Date of Birth	Nationality	Match 1	Match 2	Match 3	Match 4	Total
					ALN 3-1	COR 2-2	RCA 3-2	3 rd /4 th NEC 1-1, Pen. 3-4	
1	GK	BIZZARRI Benjamin	09.11.1977	ARG	R	R	R	120	120
2	DF	MICHEL SALGADO	22.10.1975	ESP	90	90	80	inj.	260
3	DF	ROBERTO CARLOS	10.04.1973	BRA	90	90	62 exp.	susp.	242
4	DF	HIERRO Fernando (C)	23.03.1968	ESP	77	90	90	52	309
5	MF	SANCHIS Manuel (2 nd C)	23.05.1965	ESP	18	R	R	120	138
6	MF	REDONDO Fernando	06.06.1969	ARG	90	90	90	R	270
7	FW	RAUL	27.06.1977	ESP	90	90	90	66	336
8	MF	McMANAMAN Steve	11.02.1972	ENG	24	20	46	120	210
9	FW	MORIENTES Fernando	05.04.1976	ESP	R	20	53	120	193
10	MF	MANU	25.01.1979	ESP	R	R	R	R	0
11	FW	SAVIO	09.01.1974	BRA	72	90	90	52	304
12	DF	IVAN CAMPO	21.02.1974	ESP	R	R	R	68	68
13	GK	CASILLAS Iker	20.05.1981	ESP	90	90	90	R	270
14	MF	J.M. GUTI	31.10.1976	ESP	66	70	62 exp.	susp.	198
15	MF	IVAN HELGUERA	28.03.1975	ESP	R	R	R	120	120
16	FW	ETOO Samuel	10.03.1981	CMR	R	R	R	54	54
17	DF	DORADO Javier	17.12.1977	ESP	R	R	R	120	120
18	DF	KARANKA Aitor	18.09.1973	ESP	13	R	10	120	143
19	FW	ANELKA Nicolas	14.03.1979	FRA	90	90	37	inj.	217
20	FW	OGNJENOVIC Perica	24.02.1977	YUG	R	R	R	68	68
21	DF	GEREMI	20.12.1978	CMR	90	70	44	120	324
22	MF	KAREMBEU Christian	03.12.1970	FRA	90	90	85 exp.	susp.	265
23	GK	OLIVER	12.07.1977	ESP	R	R	R	R	0



Playing system:	Always 4-4-2 with alternating central defenders.
Strengths:	The experience of some players; good technique; good use of pace changes and space.
Weaknesses:	Fine-tuning problems during the group games, especially on the left side with Roberto Carlos und Christian Karembeu.
Prominent players:	Fernando Hierro, Savio, Michel Salgado, Fernando Redondo, Iker Casillas (18-jährig).
Système de jeu:	Toujours 4-4-2 avec deux arrières centraux à positions variables.
Forces:	Expérience internationale de quelques joueurs; bonne technique; bons changements de rythme et occupation de l'espace.
Faiblesses:	Problèmes de coordination dans les matches de groupe, surtout sur le côté gauche avec Roberto Carlos et Christian Karembeu.
Meilleurs joueurs:	Fernando Hierro, Savio, Michel Salgado, Fernando Redondo, Iker Casillas (18 ans)
Sistema de juego:	Siempre 4-4-2 con dos centrales alternos en sus funciones.
Puntos fuertes:	La experiencia de algunos jugadores; buena técnica; buenos cambios de ritmo en las zonas.
Puntos débiles:	Falta de actitud en los partidos, especialmente en la zona izquierda con Roberto Carlos y Christian Karembeu.
Jugadores destacados:	Fernando Hierro, Savio, Michel Salgado, Fernando Redondo, Iker Casillas en el arco a pesar de sus 18 años.
Spielsystem:	Immer 4-4-2 mit zwei alternierenden Innenverteidigern.
Stärken:	Erfahrung einiger Spieler; gute Technik; guter Rhythmuswechsel im Raum.
Schwächen:	Abstimmungsprobleme in den Gruppenspielen, besonders auf der linken Seite mit Roberto Carlos und Christian Karembeu.
Herausragende Spieler:	Fernando Hierro, Savio, Michel Salgado, Fernando Redondo, Iker Casillas (18-jährig).

Average age of the team
24 years 8 months

Number of foreign players

Goalscorers	10
Nicolas Anelka	3
Raul	2
Geremi	1
Fernando Hierro	1
Fernando Morientes	1
Savio	1

Disciplinary measures

Yellow cards:	8
Yellow/ red cards:	1
Red cards:	2

Officials

Lorenzo Sanz Mancebo, President
Vicente Del Bosque, Coach
Jose Luis Lopez Serrano,
Head of Administration
Enrique Martin,
Director of External Relations
Marta Santisteban, Press Officer
Julio Cendal,
Liaison Officer for Security Matters
Jose Antonio Grande, Assistant Coach
Alfonso Del Corral, Doctor
Antonio Acedo, Physiotherapist
Juan Muro, Physiotherapist
Pedro Chueca, Physiotherapist
Manuel Fernandez, Equipment Officer

III TEAM DATA

SOUTH MELBOURNE


Team Coach: POSTECOGLOU Ange

Team Captain: TRIMBOLI Paul

OBTAINED RESULTS

06.01.2000 South Melbourne vs Vasco da Gama 0-2 (0-0)
 08.01.2000 South Melbourne vs Necaxa 1-3 (1-2)
 11.01.2000 South Melbourne vs Manchester Utd. 0-2 (0-2)

FINAL RANKING: 8th PLACE



Appearances

No	Pos.	Name	Date of Birth	Nationality	Match 1 VAS 0-2	Match 2 NEC 1-3	Match 3 MU 0-2	Total
1	GK	UDVARACZ Milan	09.12.1967	HUN	R	R	R	0
2	DF	IOSIFIDIS Steve	28.12.1973	AUS	90	90	90	270
3	DF	DE AMICIS Fausto	26.06.1968	AUS	90	90	90	270
4	DF	ORLIC Nick	06.08.1970	AUS	90	90	susp.	180
5	DF	BLATSIS Con	06.07.1977	AUS	90	90	90	270
6	MF	CLARKSON David	01.02.1968	AUS	90	90	71	251
7	MF	PANOPOULOS Steve	23.06.1975	AUS	90	65	90	245
8	FW	COVENY Vaughan	13.12.1971	NZL	16	65	24	105
9	FW	TRIMBOLI Paul (C)	25.02.1969	AUS	80	78	90	248
10	FW	CURCIJA Michael	27.06.1977	AUS	74	25	90	189
11	FW	ANASTASIADIS John	13.08.1968	AUS	10	90	66	166
12	MF	ALAGICH Richie	30.10.1973	AUS	R	90	R	90
13	MF	CUZZUPE Adrian	06.08.1980	AUS	R	R	R	0
14	FW	MAGNACCA Anthony	09.04.1978	AUS	R	R	R	0
15	MF	LOZANOVSKI Goran	11.01.1974	AUS	90	R	90	180
16	MF	GOUTZIOULIS George	18.01.1978	AUS	R	25	59	84
17	FW	TSEKINIS Jim	08.05.1975	AUS	R	12	19	31
18	DF	LIPAROTI Robert	02.04.1978	AUS	90	R	31	121
19	MF	PSONIS Tas	16.04.1981	AUS	R	R	R	0
20	GK	JONES Chris	10.07.1975	AUS	90	90	90	270
21	MF	CULIBRK Radoslav	19.07.1982	AUS	R	R	R	0
22	FW	MUSTAFA Mustafa	22.08.1979	AUS	R	R	R	0
23	GK	ROCHE Chris	18.08.1974	AUS	R	R	R	0



Playing system:	5-3-2 based on solid five-man wall, with double midfield block in front.
Strengths:	Well organised in defence; determination and persistence.
Weaknesses:	An inability to pose any real attacking threat due to lack of creativity, plus the necessity to constantly defend.
Prominent players:	John Anastasiadis, Paul Trimboli
Système de jeu:	5-3-2 avec un mur de cinq joueurs compact avec un bloc à deux milieux de terrain à orientation offensive.
Forces:	Equipe bien organisée; défense persistante et décidée.
Faiblesses:	Manque de créativité à l'attaque et, ce faisant, a mené un jeu trop défensif la plupart du temps.
Meilleurs joueurs:	John Anastasiadis, Paul Trimboli
Sistema de juego:	5-3-2 basado en una línea de contención de cinco hombres y un bloque doble en la línea media.
Puntos fuertes:	Defensa bien organizada que encimó con determinación y persistencia.
Puntos débiles:	Inhabilidad de armar ataques peligrosos debido a la falta de creatividad y a la necesidad de tener que defender constantemente.
Jugador destacado:	John Anastasiadis, Paul Trimboli
Spielsystem:	5-3-2 mit einer soliden fünf Mann-Mauer mit einem offensiv ausgerichteten Zweier-Mittelfeld.
Stärken:	Gut organisiert; hartnäckige und entschlossene Verteidigung.
Schwächen:	Angriffsaufbau aufgrund mangelnder Kreativität und der Notwendigkeit, mehrheitlich verteidigen zu müssen.
Herausragende Spieler:	John Anastasiadis, Paul Trimboli

Average age of the teams
25 years 2 months

Number of foreign players

2

Goalscorers

John Anastasiadis

1

Disciplinary measures

Yellow cards:

6

Officials

George Vassilopoulos, President

Ange Postecoglou, Coach

Peter Mitrakas, Head of Administration

Nicholas Maikousis, Press Officer

Pantelis Skrepetis,

Liaison Officer for Security Matters

Carl Halford, Assistant Coach

Les Gelis, Physiotherapist

George Haralambakis, Doctor

Dimitris Karakoussis, Finance Controller

Vasilios Georgiantis, Team Liaison Officer

Panos Margaritis, Press Officer Assistant

Nikolaos Sagiakos, Equipment Officer

Peter Kakaus, Finance Controller Assistant

Peter Georgakopoulos,

Security Officer Assistant

VASCO DA GAMA

Team Coach: LOPES Antonio

Team Captain: EDMUNDO
ROMARIO

OBTAINED RESULTS

06.01.2000	Vasco da Gama vs S. Melbourne	2-0 (0-0)
08.01.2000	Vasco da Gama vs Manchester Utd.	3-1 (3-0)
11.01.2000	Vasco da Gama vs Necaxa	2-1 (1-1)
14.01.2000	Vasco da Gama vs Corinthians	0-0 (0-0) Pen. 3-4

FINAL RANKING: 2nd PLACE



Appearances

No	Pos.	Name	Date of Birth	Nationality	Match 1	Match 2	Match 3	Match 4	Total
					MEL 2-0	MU 3-1	NEC 2-1	Final COR 0-0, Pen. 3-4	
1	GK	CARLOS GERMANO	14.08.1970	BRA	inj.	inj.	inj.	inj.	0
2	DF	JORGINHO	17.08.1964	BRA	90	69	inj.	R	159
3	FW	ODVAN	26.03.1974	BRA	1	R	81	120	202
4	DF	MAURO GALVAO	19.12.1961	BRA	90	90	90	120	390
5	FW	AMARAL	28.02.1973	BRA	90	90	90	120	390
6	FW	FELIPE	02.09.1977	BRA	90	90	90	102	372
7	FW	DONIZETE	24.10.1968	BRA	R	R	70	9	79
8	FW	JUNINHO	30.01.1975	BRA	89	79	90	96	354
9	FW	RAMON	30.06.1972	BRA	80	76	90	111	357
10	FW	EDMUNDO (C)	02.04.1971	BRA	89	90	20	120	319
11	FW	ROMARIO (2 nd C)	29.01.1966	BRA	90	90	90	120	390
12	GK	HELTON	18.05.1978	BRA	90	90	90	120	390
13	DF	GILBERTO	25.04.1976	BRA	90	90	90	120	390
14	DF	TORRES	22.08.1966	BRA	R	R	R	R	0
15	FW	PAULO MIRANDA	25.01.1974	BRA	R	21	90	120	231
16	FW	PEDRINHO	29.06.1977	BRA	R	R	R	R	0
17	DF	JUNIOR BAIANO	14.03.1970	BRA	90	90	9	R	189
18	FW	VALBER	31.05.1967	BRA	R	R	R	R	0
19	FW	VIOLA	01.01.1969	BRA	1	R	R	24	25
20	GK	MARCIO	16.03.1971	BRA	R	R	R	R	0
21	FW	NASA	08.12.1968	BRA	R	14	R	R	14
22	MF	VALKMAR	01.01.1977	BRA	R	R	R	R	0
23	FW	ALEX OLIVEIRA	21.01.1974	BRA	10	11	R	18	39



Playing system:	4-4-2 throughout with two central defenders alternating at the back; attacking wing defenders on both sides; four midfield players in a diamond playing system.
Strengths:	Technically and tactically superior change of rhythm in every zone; strong defence in the air; good coverage of space and dangerous crosses from the midfield to the attack; world class strikers.
Weaknesses:	Sometimes stifled by pressure, then losing partially the clear concept of play.
Prominent players:	Helton, Jorginho, Mauro Galvao, Amaral, Romario, Edmundo, Felipe, Juninho
Système de jeu:	4-4-2 classique; à l'arrière avec deux défenseurs centraux à positions variables; des défenseurs extérieurs qui se sont mêlés à l'attaque des deux côtés; bloc de quatre milieu de terrain avec un "système diamant".
Forces:	Changements de rythme convaincants du point de vue technique et tactique sur l'ensemble du terrain; fort dans l'espace aérien; bonne occupation de l'espace et des passes précises et dangereuses de la part du bloc de défense vers les attaquants; attaquants de classe mondiale.
Faiblesses:	Parfois sous pression, un concept de jeu clair et précis n'est plus perceptible.
Meilleurs joueurs:	Helton, Jorginho, Mauro Galvao, Amaral, Romario, Edmundo, Felipe, Juninho
Sistema de juego:	4-4-2, con los dos marcadores centrales que se alternaban atrás; despliegue ofensivo de los zagueros en ambos flancos; cuatro centrocampistas formando un sistema de juego de diamante.
Puntos fuertes:	Magnífica técnica y buena táctica de cambios de ritmo en todas las zonas; firme dominio aéreo en la defensa; perfecta cobertura de los espacios y peligrosos pases diagonales de la línea media hacia los atacantes; artilleros de máxima categoría mundial.
Puntos débiles:	Cuando presionaba el adversario, perdían a veces su concepto de juego.
Jugadores destacados:	Helton, Jorginho, Mauro Galvao, Amaral, Romario, Edmundo, Felipe, Juninho
Spiselsystem:	klassisches 4-4-2; hinten mit zwei alternierenden Innenverteidigern; Aussenverteidiger, die sich auf beiden Seiten in den Angriff einschalteten; vier Mittelfeldspieler mit einem sogenannten „Diamond-System“.
Stärken:	Technisch und taktisch überzeugender Rhythmuswechsel auf dem ganzen Spielfeld; stark im Luftraum; gute Raumaufteilung und gefährliche, scharfe Pässe aus dem Mittelfeld zu den Angreifern; Weltklassestürmer.
Schwächen:	Teilweise unter Druck, klares Spielkonzept nicht mehr ersichtlich.
Herausragende Spieler:	Helton, Jorginho, Mauro Galvao, Amaral, Romario, Edmundo, Felipe, Juninho

Average age of the teams
28 years 5 months

Number of foreign players

0

Goalscorers

Romario	3
Edmundo	2
Felipe	1
Odvan	1

Disciplinary measures

Yellow cards: 10

Officials

Eurico De Oliveira, Head of Delegation
Antonio Lopes, Coach
Isaias De Oliveira, Head of Administration
Fernando Santana, Press Officer
Carlos Valente, Physical Preparator
Romildo Pereira,
Assistant Physical Preparator
Jair Bragança, Goalkeeper Coach
Clovis Bersot Munhoz, Doctor
Alexandre Campello, Doctor
Carlos Alberto Rodrigues, Masseur
Neilton Cabral, Equipment Officer

III TEAM DATA

AVERAGE AGE OF THE DIFFERENT TEAMS

	years / months
Al-Nassr	26 / 03
Corinthians	25 / 11
Manchester United	26 / 01
Necaxa	26 / 10
Raja Casablanca	23 / 08
Real Madrid	24 / 08
South Melbourne	25 / 02
Vasco da Gama	28 / 05

Youngest player

Said Kherazi (Raja Casablanca) 17 years (01.08.1982)

Oldest player

Mauro Galvao (Vasco da Gama) 38 years (19.12.1961)

Average age of all teams 25 / 10

NUMBER OF PLAYERS FIELDDED PER TEAM

(more than 30 minutes playing time per player)

Team	Number of players fielded
Al-Nassr	17
Corinthians	18
Manchester United	23
Necaxa	15
Raja Casablanca	17
Real Madrid	21
South Melbourne	16
Vasco da Gama	17

PLAYERS WHO PARTICIPATED IN PREVIOUS FIFA COMPETITIONS

AL-NASSR

AL AMIN Fuad, KSA (WC 94, OFT 96, WC 98)
 BAHJA Ahmed, MAR (WC 94)
 TRIKI Ismael, MAR (WC 94, WC 98)

CORINTHIANS

DIDA, BRA (WYC 93, OFT 96, CONFCUP 97, CONFCUP 99, WC 98)
 FERNANDO BAIANO, BRA (WYC 97, WYC 99)
 INDIO, BRA (WYC 99)
 LUIZAO, BRA (WYC 95, OFT 96)
 MARCELINHO, BRA (WYC 93, OFT 96)
 RINCON Freddy, COL (WC 90, WC 94, WC 98)

MANCHESTER UNITED

BECKHAM David, ENG (WC 98)
 BERG Henning, NOR (WC 98)
 BOSNICH Mark, AUS (U17 87, WYC 91, OFT 92, CONFCUP 97)
 FORTUNE Quinton, RSA (WC 98)
 IRWIN Denis, IRL (WC 90, WC 94)
 KEANE Roy, IRL (WC 94)
 NEVILLE Gary, ENG (WC 98)
 SHERINGHAM Teddy, ENG (WC 98)
 SILVESTRE Mikael, FRA (WYC 97)
 SOLSKJAER Ole Gunnar, NOR (WC 98)
 STAM Japp, NED (WC 98)

REAL MADRID

ANELKA Nicolas, FRA (WYC 97)
 CASILLAS Iker, ESP (WYC 99)
 ETOO Samuel, CMR (WC 98)
 GEREMI, CMR (WYC 95)
 HIERRO Fernando, ESP (WC 90, WC 94, WC 98)
 IVAN CAMPO, ESP (WC 98)
 KARANKA Aitor, ESP (OFT 96)
 KAREMBEU Christian, FRA (WC 98)
 MICHEL SALGADO, ESP (WYC 95)
 MORIENTES Fernando, ESP (WYC 95, OFT 96, WC 98)
 RAUL, ESP (WYC 95, OFT 96, WC 98)
 ROBERTO CARLOS, BRA (WYC 91, OFT 96, CONFCUP 97, WC 98)
 SANCHIS Manuel, ESP (WC 90, WC 94)
 SAVIO, BRA (OFT 96)

SOUTH MELBOURNE


BLATSIS Con, AUS (WYC 97)
 COVENY Vaughan, NZL (CONFCUP 99)
 CURCIJA Michael, AUS (WYC 97)

VASCO DA GAMA

AMARAL, BRA (OFT 96, CONFCUP 97)
 CARLOS GERMANO, BRA (U17 87, WYC 89, WC 98)
 EDMUNDO, BRA (WC 98)
 FELIPE, BRA (WYC 97)
 HELTON, BRA (WYC 97)
 JORGINHO, BRA (WYC 83, OFT 88, WC 94)
 JUNIOR BAIANO, BRA (CONFCUP 97, WC 98)
 MAURO GALVAO, BRA (WYC 81, OFT 84, WC 90)
 ODVAN, BRA (CONFCUP 99)
 PEDRINHO, BRA (WYC 97)
 RAMON, BRA (WYC 91)
 ROMARIO, BRA (OFT 88, WC 90, WC 94, CONFCUP 97)
 VALBER, BRA (CONFCUP 99)
 VALKMAR, BRA (WYC 93)
 VIOLA, BRA (WC 94, CONFCUP 99)

IV OFFICIALS, AWARDS

Referees and Assistant Referees	33
Official FIFA Awards	34
FIFA All Star Team	35



*The referees and assistant referees with the FIFA Referees' Committee members present in Brazil.
 Les arbitres et arbitres assistants avec les membres de la Commission des Arbitres de la FIFA présents au Brésil.
 Los árbitros y asistentes con los miembros de la Comisión de Árbitros de la FIFA presentes en Brasil.
 Die Schiedsrichter und Schiedsrichterassistenten mit den in Brasilien anwesenden Mitgliedern der FIFA Schiedsrichter-Kommission.*

OFFICIALS

REFEREES

AFC

MANE Saad Kamel Kuwait

CAF

NDOYE Falla Senegal

CONCACAF

MATTUS VEGA William Costa Rica

CONMEBOL

ELIZONDO Horacio Argentina
 RUIZ ACOSTA Oscar Colombia

OFC

RUGG Derek New Zealand

UEFA

JOL Dick Netherlands
 BRASCHI Stefano Italy

ASSISTANT REFEREES

AFC

UFIMTSEV Serguei Kazakhstan

CAF

TOMUSANGE Ali Mulumba Uganda

CONCACAF

MOHAMMED Haseeb Trinidad and Tobago

CONMEBOL

GIACOMUZZI Miguel Angel Paraguay
 CRESCI FRIPP Fernando Uruguay

OFC

SIUAMOA Lavetala Samoa

UEFA


LARSEN Jens Denmark
 POCIEGIEL Jacek Poland

OFFICIAL FIFA AWARDS

ADIDAS GOLDEN BALL

(The adidas Golden, Silver and Bronze Ball Awards go to the outstanding players of the competition, as voted by the local and international media present at the Club World Championship)

Golden Ball: Edilson (Corinthians)
Silver Ball: Edmundo (Vasco da Gama)
Bronze Ball: Romario (Vasco da Gama)



Edilson (Corinthians)

ADIDAS GOLDEN SHOE

In keeping with tradition, the adidas company presents the Golden Shoe Award to the player scoring the highest number of goals. Assists will only be taken into consideration if two or more players are equal on goals scored.

Golden Shoe
 3 goals / 3 goals
Nicolas Anelka (Real Madrid)
Romario (Vasco da Gama)

Bronze Shoe
 2 goals / 1 assist
 2 goals / 1 assist
 2 goals / 1 assist
Agustin Delgado (Necaxa)
Edilson (Corinthians)
Edmundo (Vasco da Gama)



Nicolas Anelka (Real Madrid)



Romario (Vasco da Gama)

FAIR PLAY AWARD

(The FIFA Fair Play Award is awarded to the team with the best record of fair play according to a points system and criteria established by the FIFA Fair Play Committee.)

- | | | |
|----|------------------------|----------------|
| 1. | Al-Nassr | 876 pts |
| 2. | South Melbourne | 829 pts |
| 3. | Necaxa | 822 pts |
| 4. | Corinthians | |
| 5. | Vasco da Gama | |
| 6. | Real Madrid | |
| 7. | Raja Casablanca | |
| 8. | Manchester United | |



Al-Nassr

FIFA ALL-STAR TEAM

Substitutes:



HELTON
(Vasco da Gama)

MILIAN
(Necaxa)

AMARAL
(Vasco da Gama)

JUNINHO
(Vasco da Gama)

MONTECINOS
(Necaxa)

BAHJA
(Al-Nassr)

EDILSON
(Corinthians)



The Technical Study Group responsible for this report, from left to right: Jean-Paul Brigger (FIFA), Oswaldo Ramirez Salcedo (PER), Howard Wilkinson (ENG) and Walter Gagg (FIFA).

Le Groupe d'Etude Technique chargé de ce rapport: de gauche à droite: Jean-Paul Brigger (FIFA), Oswaldo Ramirez Salcedo (PER), Howard Wilkinson (ENG) et Walter Gagg (FIFA).

El Grupo de Estudio Técnico, responsable de este informe, de izq. a dcha.: Jean-Paul Brigger (FIFA), Oswaldo Ramirez Salcedo (PER), Howard Wilkinson (ENG) y Walter Gagg (FIFA).

Die für den vorliegenden Technischen Bericht verantwortliche Technische Studiengruppe (von links nach rechts): Jean-Paul Brigger (FIFA), Oswaldo Ramirez Salcedo (PER), Howard Wilkinson (ENG) und Walter Gagg (FIFA).

FIFA Delegation

Presidency

BLATTER Joseph S. (SUI)

Organising Committee for the FIFA Club World Championship

AL-DABAL Abdullah K. (KSA), Chairman
OMDAL Per Ravn (NOR), Deputy Chairman

TEIXEIRA Ricardo Terra (BRA)
DEMPSEY Charles J., CBE (NZL)
BHAMJEE Ismail (BOT)
MARIZ Júlio, (co-opted Brazil 2000)

Confederation Presidents

WARNER Jack A. (TRI+TOB.), *CONCACAF*
LEOZ Nicolas, Dr. (PAR), *CONMEBOL*

National Associations Presidents

VILLAR LLONA Angel Maria (ESP)
BORJA GARCIA Enrique (MEX)
THOMPSON Geoff, ENG
AL-ATHEL Abdullah, representative of NA president (KSA)
AOUZAL Mohamed, Vice-President (MAR)
LABBOZZETTA Tony (AUS), Chairman National Soccer League Australia

Referees Committee

ERZIK Senes (TUR), Chairman

ALARCON RIOS Carlos A. (PAR)
ROTH Volker (GER)
CODESAL Edgardo (MEX)

Disciplinary Committee

MATHIER Marcel, Me (SUI), Chairman

RODRIGUES João (POR)
TORRES Sergio (SLV)

Appeal Committee

SALGUERO SANDOVAL Rafael (GUA), Chairman

Sports Medical Committee

GITTENS Rudy, Dr. (CAN)
MADERO Raúl Horacio, Dr. (ARG)
TOLEDO Lidio Dr. (BRA)

Protocol Committee

FIGUEREDO AGUERRE Eugenio (URU)

Technical Study Group

GAGG Walter (FIFA), Director Development/Coordinator
RAMIREZ SALCEDO Oswaldo (PER), Member Technical Committee
WILKINSON Howard (ENG), Member Technical Committee
BRIGGER Jean-Paul (FIFA)
BARTON Neil (SCO), Video

General Co-ordinators

MAYNE-NICHOLLS Harold (CHI)
PUCCI Stefano (ITA)

Media Officers

COOPER Keith (FIFA), Director Communication/Coordinator
DICKENS Les (ECU)
BAPTISTA Jorge (POR)
VON UBRIZSY Thomas (SUI)

Special Guests

HAVELANGE João, Dr. (BRA), Honorary President FIFA
GRONDONA Julio H. (ARG), Senior Vice-President FIFA
VELAPPAN Peter (MAS), AFC General Secretary
DELUCA Eduardo (ARG), CONMEBOL General Secretary
SIMON René, Me (SUI)
KURTH Thomas, Director Competitions UEFA

Presidential Delegation

PLATINI Michel, Member Football Committee
CHAMPAGNE Jérôme
DIRREN Christine

General Secretariat

LINSI Urs, Deputy Secretary General
BATTAINI Flavio, Director Marketing

RUPF Daniel, Event Manager

BECEIRO Victor
CLEMENTE Jaime
COLLINS Rhiannon
FEINER Roger
FITSOS Konstantin
KOCHENDÖRFER Dominique
LUCK Corina
OTERO Javier
RAIMANN Gabriela
SCHNEIDER Hans-Ulrich
SERVINO Carlo, Coordinator Referees
HODEL Laurent
JONES Ben

