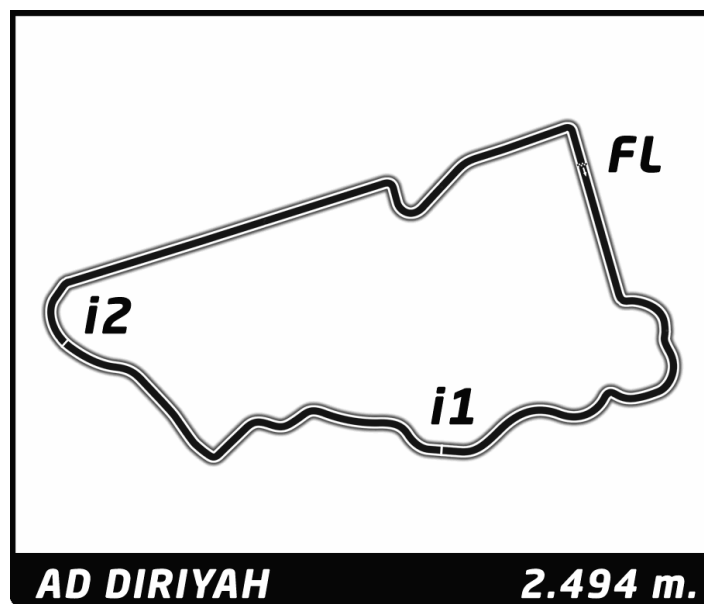


Round 1 - Ad Diriyah ePrix

ABB FIA Formula E Championship
Results Booklet





**FIA FORMULA E
CHAMPIONSHIP
2018-19**

Doc No.

Date:

Posted at:

ABB FIA FORMULA E CHAMPIONSHIP

Round 1 - Ad Diriyah ePrix - Free Practice

CLASSIFICATION

Official Timekeeper: TAG Heuer

POS	NO	DRIVER	NAT	TEAM	CAR	TIME	LAP	TOTAL	GAP		KPH
1	5	Stoffel VANDOORNE	BEL	HWA RACELAB	Venturi VFE05	1:18.868	10	10	-	-	113.8
2	2	Sam BIRD	GBR	Envision Virgin Racing	Audi e-tron FE05	1:19.045	12	14	+0.177	+0.177	113.6
3	23	Sébastien BUEMI	CHE	Nissan e.dams	Nissan IM01	1:19.050	10	10	+0.182	+0.005	113.6
4	22	Oliver ROWLAND	GBR	Nissan e.dams	Nissan IM01	1:19.084	12	13	+0.216	+0.034	113.5
5	20	Mitch EVANS	NZL	Panasonic Jaguar Racing	Jaguar I-Type III	1:19.281	12	13	+0.413	+0.197	113.2
6	25	Jean-Eric VERGNE	FRA	DS TECHEETAH	DS E-TENSE FE19	1:19.450	11	13	+0.582	+0.169	113.0
7	27	Alexander SIMS	GBR	BMW i ANDRETTI MOTORSPORT	BMW iFE.18	1:19.486	13	13	+0.618	+0.036	113.0
8	28	Antonio Felix DA COSTA	PRT	BMW i ANDRETTI MOTORSPORT	BMW iFE.18	1:19.502	12	12	+0.634	+0.016	112.9
9	6	Maximilian GÜNTHER	DEU	GEOX DRAGON	Penske EV-3	1:19.909	11	12	+1.041	+0.407	112.4
10	66	Daniel ABT	DEU	Audi Sport Abt Schaeffler Formula E Team	Audi e-tron FE05	1:20.054	11	13	+1.186	+0.145	112.2
11	4	Robin FRIJNS	NLD	Envision Virgin Racing	Audi e-tron FE05	1:20.063	13	13	+1.195	+0.009	112.1
12	11	Lucas DI GRASSI	BRA	Audi Sport Abt Schaeffler Formula E Team	Audi e-tron FE05	1:20.154	12	14	+1.286	+0.091	112.0
13	36	André LOTTERER	DEU	DS TECHEETAH	DS E-TENSE FE19	1:20.167	13	14	+1.299	+0.013	112.0
14	16	Oliver TURVEY	GBR	NIO Formula E Team	NIO Sport 004	1:20.527	12	12	+1.659	+0.360	111.5
15	64	Jérôme D'AMBROSIO	BEL	MAHINDRA RACING	Mahindra M5Electro	1:20.587	11	12	+1.719	+0.060	111.4
16	3	Nelson PIQUET	BRA	Panasonic Jaguar Racing	Jaguar I-Type III	1:20.643	12	12	+1.775	+0.056	111.3
17	7	José Maria LOPEZ	ARG	GEOX DRAGON	Penske EV-3	1:20.981	9	13	+2.113	+0.338	110.9
18	8	Tom DILLMANN	FRA	NIO Formula E Team	NIO Sport 004	1:21.220	11	13	+2.352	+0.239	110.5
19	19	Felipe MASSA	BRA	Venturi Formula E Team	Venturi VFE05	1:22.479	9	10	+3.611	+1.259	108.9
20	94	Felix ROSENQVIST	SWE	MAHINDRA RACING	Mahindra M5Electro	1:22.868	9	13	+4.000	+0.389	108.3
21	17	Gary PAFFETT	GBR	HWA RACELAB	Venturi VFE05	1:24.257	9	9	+5.389	+1.389	106.6
22	48	Edoardo MORTARA	CHE	Venturi Formula E Team	Venturi VFE05	1:44.036	2	4	+25.168	+19.779	86.3

FASTEST LAP

5	S. VANDOORNE	BEL	HWA RACELAB	Venturi VFE05	1:18.868 on Lap 10	113.8 Kph
---	--------------	-----	-------------	---------------	--------------------	-----------

Clerk of the Course:

Timekeeper:

Series Partners:



No part of these results/data may be reproduced, stored in a retrieval system or transmitted in any form or by any means electronic, mechanical, photocopying, recording, broadcasting or otherwise without prior permission of the copyright holder except for reproduction in local/national/international daily press and regular printed publications on sale to the public within 90 days of the event to which the results/data relate and provided that the copyright symbol appears together with the name of the copyright holder.

The FÉDÉRATION INTERNATIONALE DE L'AUTOMOBILE logo, FÉDÉRATION INTERNATIONALE DE L'AUTOMOBILE, FIA logo, FIA, FIA FORMULA-E CHAMPIONSHIP, FIA FORMULA-E CHAMPIONSHIP logo and related marks are protected trademarks of the Fédération Internationale de l'Automobile (FIA), Chemin de Blandonnet 2, 1214 Vernier, Switzerland.

©2018, Fédération Internationale de l'Automobile (FIA)



FIA FORMULA E
CHAMPIONSHIP
2018-19

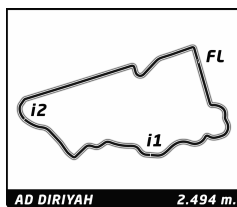


ABB FIA Formula E Championship

Round 1 - Ad Diriyah ePrix

Free Practice

Best Sector Times

Official Timekeeper TAG Heuer

SECTOR 1			SECTOR 2		SECTOR 3					
Pos	Driver	Time	Driver	Time	Driver	Time	Pos	Driver	Ideal Lap	Best Lap
1	23 S.BUEMI	25.351	5 S.VANDOORNE	22.073	22 O.ROWLAND	31.232	1	5 S.VANDOORNE	1:18.868	1:18.868 (1)
2	2 S.BIRD	25.387	25 J.VERGNE	22.220	66 D.ABT	31.344	2	2 S.BIRD	1:19.045	1:19.045 (2)
3	5 S.VANDOORNE	25.397	2 S.BIRD	22.221	20 M.EVANS	31.358	3	23 S.BUEMI	1:19.050	1:19.050 (3)
4	28 A.DA COSTA	25.472	4 R.FRIJNS	22.286	23 S.BUEMI	31.366	4	22 O.ROWLAND	1:19.084	1:19.084 (4)
5	25 J.VERGNE	25.515	22 O.ROWLAND	22.291	5 S.VANDOORNE	31.398	5	25 J.VERGNE	1:19.277	1:19.450 (6)
6	6 M.GÜNTHER	25.555	20 M.EVANS	22.298	2 S.BIRD	31.437	6	20 M.EVANS	1:19.281	1:19.281 (5)
7	27 A.SIMS	25.561	28 A.DA COSTA	22.323	3 N.PIQUET	31.445	7	27 A.SIMS	1:19.486	1:19.486 (7)
8	22 O.ROWLAND	25.561	23 S.BUEMI	22.333	6 M.GÜNTHER	31.466	8	28 A.DA COSTA	1:19.495	1:19.502 (8)
9	20 M.EVANS	25.625	27 A.SIMS	22.372	36 A.LOTTERER	31.478	9	6 M.GÜNTHER	1:19.721	1:19.909 (9)
10	7 J.LOPEZ	25.641	7 J.LOPEZ	22.436	11 L.DI GRASSI	31.496	10	4 R.FRIJNS	1:19.908	1:20.063 (11)
11	4 R.FRIJNS	25.739	16 O.TURVEY	22.476	25 J.VERGNE	31.542	11	66 D.ABT	1:20.054	1:20.054 (10)
12	94 F.ROSENQVIST	25.850	94 F.ROSENQVIST	22.564	27 A.SIMS	31.553	12	36 A.LOTTERER	1:20.102	1:20.167 (13)
13	64 J.D'AMBROSIO	25.876	64 J.D'AMBROSIO	22.637	28 A.DA COSTA	31.700	13	7 J.LOPEZ	1:20.130	1:20.981 (17)
14	66 D.ABT	25.887	11 L.DI GRASSI	22.690	4 R.FRIJNS	31.883	14	11 L.DI GRASSI	1:20.154	1:20.154 (12)
15	36 A.LOTTERER	25.914	6 M.GÜNTHER	22.700	16 O.TURVEY	31.899	15	16 O.TURVEY	1:20.368	1:20.527 (14)
16	3 N.PIQUET	25.966	36 A.LOTTERER	22.710	7 J.LOPEZ	32.053	16	3 N.PIQUET	1:20.483	1:20.643 (16)
17	11 L.DI GRASSI	25.968	66 D.ABT	22.823	64 J.D'AMBROSIO	32.074	17	64 J.D'AMBROSIO	1:20.587	1:20.587 (15)
18	16 O.TURVEY	25.993	8 T.DILLMANN	22.970	8 T.DILLMANN	32.081	18	8 T.DILLMANN	1:21.158	1:21.220 (18)
19	8 T.DILLMANN	26.107	3 N.PIQUET	23.072	19 F.MASSA	32.979	19	94 F.ROSENQVIST	1:21.531	1:22.868 (20)
20	19 F.MASSA	26.248	19 F.MASSA	23.252	94 F.ROSENQVIST	33.117	20	19 F.MASSA	1:22.479	1:22.479 (19)
21	17 G.PAFFETT	26.711	17 G.PAFFETT	23.750	17 G.PAFFETT	33.796	21	17 G.PAFFETT	1:24.257	1:24.257 (21)
22	48 E.MORTARA	27.460	48 E.MORTARA	23.971	48 E.MORTARA	41.914	22	48 E.MORTARA	1:33.345	1:44.036 (22)

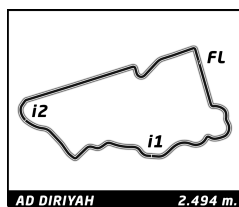


ABB FIA Formula E Championship

Round 1 - Ad Diriyah ePrix

Free Practice

Fastest Lap Sequence

Official Timekeeper 

Practice Time	Driver	Team	Car	Time	Kph	Lap
3:48.536	11 Lucas DI GRASSI	Audi Sport Abt Schaeffler Formula E Team	Audi e-tron FE05	1:45.014	85.5	2
3:49.994	66 Daniel ABT	Audi Sport Abt Schaeffler Formula E Team	Audi e-tron FE05	1:44.927	85.6	2
4:00.542	20 Mitch EVANS	Panasonic Jaguar Racing	Jaguar I-Type III	1:44.799	85.7	2
4:03.706	27 Alexander SIMS	BMW i ANDRETTI MOTORSPORT	BMW iFE.18	1:44.661	85.8	2
4:08.572	3 Nelson PIQUET	Panasonic Jaguar Racing	Jaguar I-Type III	1:43.412	86.8	2
4:23.049	6 Maximilian GÜNTHER	GEOX DRAGON	Penske EV-3	1:43.086	87.1	2
4:23.745	64 Jérôme D'AMBROSIO	MAHINDRA RACING	Mahindra M5Electro	1:41.695	88.3	2
4:30.632	25 Jean-Eric VERGNE	DS TECHEETAH	DS E-TENSE FE19	1:38.372	91.3	2
4:31.549	5 Stoffel VANDOOORNE	HWA RACELAB	Venturi VFE05	1:33.140	96.4	2
6:57.014	11 Lucas DI GRASSI	Audi Sport Abt Schaeffler Formula E Team	Audi e-tron FE05	1:27.977	102.1	4
6:58.417	66 Daniel ABT	Audi Sport Abt Schaeffler Formula E Team	Audi e-tron FE05	1:26.373	103.9	4
7:00.277	4 Robin FRUJNS	Envision Virgin Racing	Audi e-tron FE05	1:24.286	106.5	4
8:28.467	36 André LOTTERER	DS TECHEETAH	DS E-TENSE FE19	1:23.914	107.0	5
8:29.701	2 Sam BIRD	Envision Virgin Racing	Audi e-tron FE05	1:23.445	107.6	5
28:00.631	25 Jean-Eric VERGNE	DS TECHEETAH	DS E-TENSE FE19	1:22.571	108.7	7
28:05.270	2 Sam BIRD	Envision Virgin Racing	Audi e-tron FE05	1:22.470	108.9	8
28:20.228	22 Oliver ROWLAND	Nissan e.dams	Nissan IM01	1:22.068	109.4	8
28:24.977	20 Mitch EVANS	Panasonic Jaguar Racing	Jaguar I-Type III	1:21.644	110.0	8
30:23.697	7 José Maria LOPEZ	GEOX DRAGON	Penske EV-3	1:20.981	110.9	9
30:42.717	25 Jean-Eric VERGNE	DS TECHEETAH	DS E-TENSE FE19	1:19.542	112.9	9
33:28.698	25 Jean-Eric VERGNE	DS TECHEETAH	DS E-TENSE FE19	1:19.450	113.0	11
33:36.809	2 Sam BIRD	Envision Virgin Racing	Audi e-tron FE05	1:19.045	113.6	12
35:23.496	5 Stoffel VANDOOORNE	HWA RACELAB	Venturi VFE05	1:18.868	113.8	10



FIA FORMULA E
CHAMPIONSHIP
2018-19

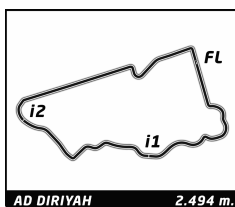


ABB FIA Formula E Championship
Round 1 - Ad Diriyah ePrix
Free Practice

Analysis

Official Timekeeper

■ 250KW ■ 225KW ■ Personal Best ■ Session Best B Crossing the finish line in pit lane

Lap	Time	Sector 1	Sector 2	Sector 3	Kph	Elapsed	Lap	Time	Sector 1	Sector 2	Sector 3	Kph	Elapsed
2 Sam BIRD GBR							7 1:33.102 B 27.027 23.041 43.034 96.4 29:00.005						
Envision Virgin Racing Audi e-tron FE05							8 3:40.235 2:37.111 25.067 38.057 40.8 32:40.240						
1	2:08.738	45.858	35.683	47.197	16.6	2:08.738	9 1:24.388 ■ 27.661 24.126 32.601 106.4 34:04.628						
2	1:45.577	33.016	31.164	41.397	85.0	3:54.315	10 1:18.868 ■ 25.397 22.073 31.398 113.8 35:23.496						
3	1:45.739	31.392	30.224	44.123	84.9	5:40.054	6 Maximilian GÜNTHER DEU						
4	1:26.202	28.069	24.547	33.586	104.2	7:06.256	GEOX DRAGON Penske EV-3						
5	1:23.445	26.950	23.566	32.929	107.6	8:29.701	1	2:39.963	1:23.808	34.299	41.856	13.4	2:39.963
6	2:50.611 B	41.257	48.897	1:20.457	52.6	11:20.312	2	1:43.086	30.902	29.944	42.240	87.1	4:23.049
7	15:22.488	...	25.643	37.982	9.7	26:42.800	3	2:01.158	30.933	27.591	1:02.634	74.1	6:24.207
8	1:22.470	26.828	23.112	32.530	108.9	28:05.270	4	1:24.661	27.378	24.311	32.972	106.1	7:48.868
9	1:28.042	■ 28.565	24.450	35.027	102.0	29:33.312	5	1:42.996 B	26.579	23.578	52.839	87.2	9:31.864
10	1:19.900	■ 25.738	22.602	31.560	112.4	30:53.212	6	17:37.016	...	27.850	37.155	8.5	27:08.880
11	1:24.552	■ 27.399	23.920	33.233	106.2	32:17.764	7	1:23.963	26.417	23.069	34.477	106.9	28:32.843
12	1:19.045	■ 25.387	22.221	31.437	113.6	33:36.809	8	1:28.954	26.803	26.522	35.629	100.9	30:01.797
13	1:22.431	■ 26.128	23.317	32.986	108.9	34:59.240	9	1:20.479	25.725	22.700	32.054	111.6	31:22.276
14	1:33.536	30.189	26.081	37.266	96.0	36:32.776	10	1:26.797	■ 27.906	24.682	34.209	103.4	32:49.073
3 Nelson PIQUET BRA							11 1:19.909 ■ 25.555 22.888 31.466 112.4 34:08.982						
Panasonic Jaguar Racing Jaguar I-Type III							12 1:21.804 ■ 26.169 23.429 32.206 109.8 35:30.786						
1	2:25.160	1:07.870	32.145	45.145	14.8	2:25.160	7 José Maria LOPEZ ARG						
2	1:43.412	33.975	28.530	40.907	86.8	4:08.572	GEOX DRAGON Penske EV-3						
3	1:54.439	32.528	27.896	54.015	78.5	6:03.011	1	2:16.852	53.383	37.593	45.876	15.7	2:16.852
4	1:32.650	30.742	26.190	35.718	96.9	7:35.661	2	1:45.206	35.002	29.270	40.934	85.3	4:02.058
5	1:39.991 B	27.639	24.636	47.716	89.8	9:15.652	3	1:51.639	28.923	31.222	51.494	80.4	5:53.697
6	17:42.807	...	26.343	35.747	8.4	26:58.459	4	1:25.314	27.814	24.196	33.304	105.2	7:19.011
7	1:24.227	27.176	24.044	33.007	106.6	28:22.686	5	1:26.186	28.113	25.281	32.792	104.2	8:45.197
8	1:29.511	27.088	23.835	38.588	100.3	29:52.197	6	2:54.487 B	48.987	49.928	1:15.572	51.5	11:39.684
9	1:22.454	26.730	23.520	32.204	108.9	31:14.651	7	16:00.517	...	26.818	46.020	9.3	27:40.201
10	1:27.355	■ 25.966	28.000	33.389	102.8	32:42.006	8	1:22.515	26.647	23.230	32.638	108.8	29:02.716
11	1:23.051	■ 26.539	23.865	32.647	108.1	34:05.057	9	1:20.981	25.998	22.930	32.053	110.9	30:23.697
12	1:20.643	■ 26.126	23.072	31.445	111.3	35:25.700	10	1:21.149	25.979	22.938	32.232	110.6	31:44.846
4 Robin FRIJNS NLD							11 1:26.771 ■ 28.459 23.838 34.474 103.5 33:11.617						
Envision Virgin Racing Audi e-tron FE05							12 1:21.591 ■ 25.641 22.436 33.514 110.0 34:33.208						
1	2:06.723	43.862	35.744	47.117	16.9	2:06.723	13	1:31.411	■ 31.229	24.712	35.470	98.2	36:04.619
2	1:45.054	33.125	30.741	41.188	85.5	3:51.777	8 Tom DILLMANN FRA						
3	1:44.214	31.640	30.190	42.384	86.2	5:35.991	NIO Formula E Team NIO Sport 004						
4	1:24.286	27.341	24.246	32.699	106.5	7:00.277	1	2:26.893	1:09.581	32.977	44.335	14.6	2:26.893
5	1:27.613	27.239	25.436	34.938	102.5	8:27.890	2	1:44.868	33.669	28.559	42.640	85.6	4:11.761
6	2:49.908 B	40.605	48.941	1:20.362	52.8	11:17.798	3	1:55.590	30.909	28.378	56.303	77.7	6:07.351
7	15:25.871	...	24.239	36.661	9.7	26:43.669	4	1:27.472	28.141	24.950	34.381	102.6	7:34.823
8	1:22.825	26.800	23.407	32.618	108.4	28:06.494	5	1:33.074	27.187	23.993	41.894	96.5	9:07.897
9	1:24.119	26.315	22.826	34.978	106.7	29:30.613	6	2:58.787 B	54.734	48.893	1:15.160	50.2	12:06.684
10	1:21.007	25.773	23.306	31.928	110.8	30:51.620	7	15:28.967	...	29.056	45.740	9.7	27:35.651
11	1:34.441	■ 27.335	26.793	40.313	95.1	32:26.061	8	1:23.922	27.088	23.519	33.315	107.0	28:59.573
12	1:20.247	■ 25.739	22.392	32.116	111.9	33:46.308	9	1:22.545	26.388	23.432	32.725	108.8	30:22.118
13	1:20.063	■ 25.894	22.286	31.883	112.1	35:06.371	10	1:31.377	■ 26.242	23.161	41.974	98.3	31:53.495
5 Stoffel VANDOOORNE BEL							11 1:21.220 ■ 26.169 22.970 32.081 110.5 33:14.715						
HWA RACELAB Venturi VFE05							12 1:25.864 ■ 26.107 23.083 36.674 104.6 34:40.579						
1	2:58.409	1:47.111	29.318	41.980	12.0	2:58.409	13	1:23.034	■ 26.357	23.330	33.347	108.1	36:03.613
2	1:33.140	■ 30.617	26.216	36.307	96.4	4:31.549	11 Lucas DI GRASSI BRA						
3	2:03.357	■ 30.274	29.299	1:03.784	72.8	6:34.906	Audi Sport Abt Schaeffler Formula E Te Audi e-tron FE05						
4	1:24.505	27.359	23.536	33.610	106.2	7:59.411	1	2:03.522	41.132	35.578	46.812	17.3	2:03.522
5	2:04.974 B	26.653	23.429	1:14.892	71.8	10:04.385	2	1:45.014	33.835	30.552	40.627	85.5	3:48.536
6	17:22.518	...	26.461	43.804	8.6	27:26.903	3	1:40.501	32.636	29.606	38.259	89.3	5:29.037

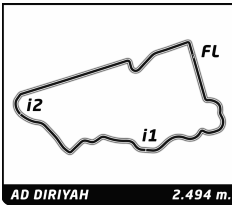


ABB FIA Formula E Championship

Round 1 - Ad Diriyah ePrix

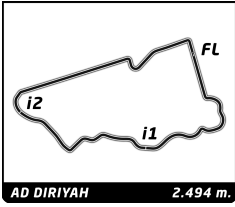
Free Practice

Analysis

Official Timekeeper TAGHeuer

■ 250KW ■ 225KW ■ Personal Best ■ Session Best ■ Crossing the finish line in pit lane

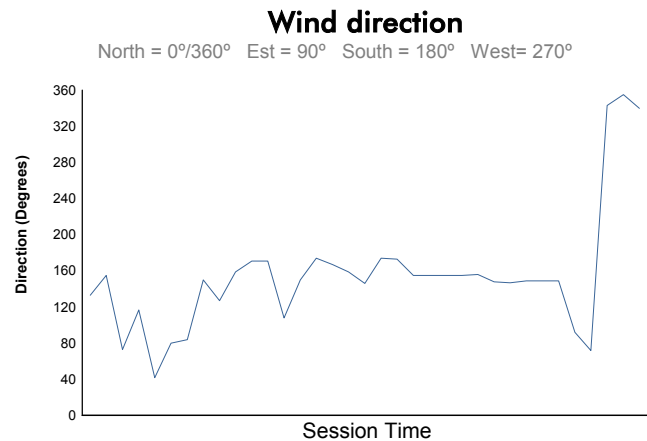
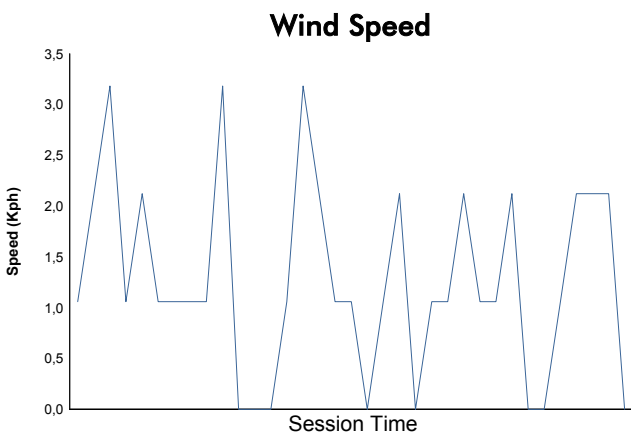
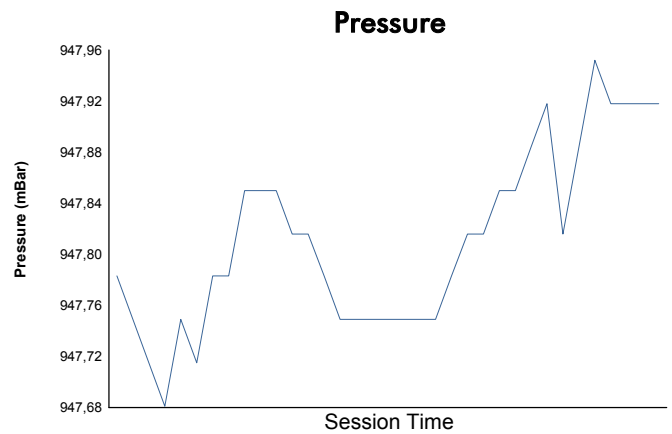
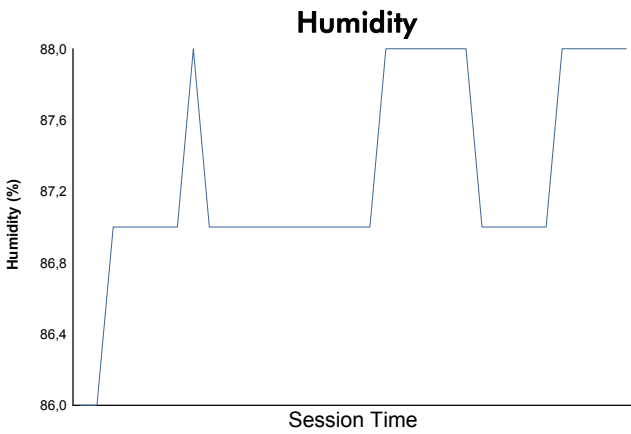
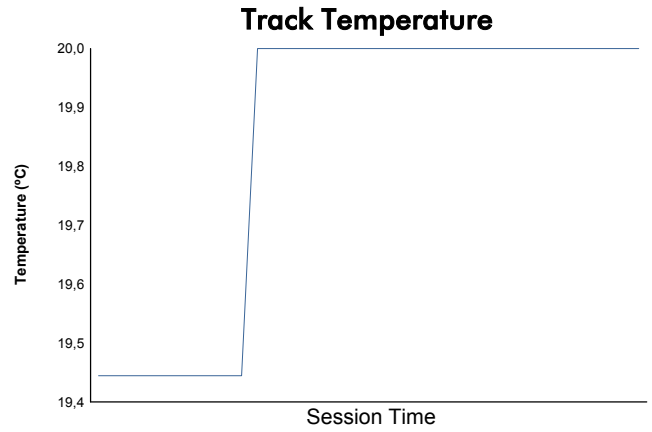
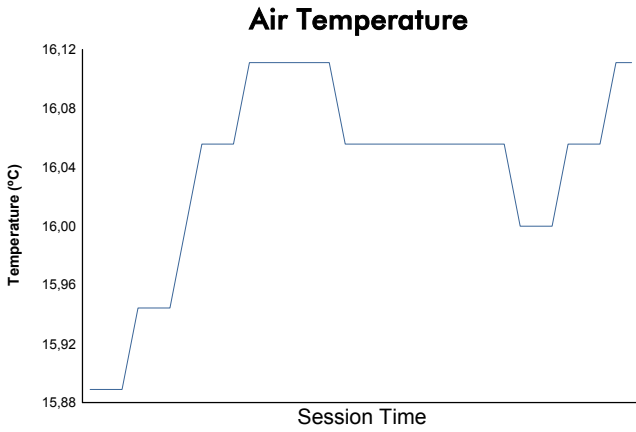
Lap	Time	Sector 1	Sector 2	Sector 3	Kph	Elapsed	Lap	Time	Sector 1	Sector 2	Sector 3	Kph	Elapsed	
27	Alexander SIMS GBR							64	Jérôme D'AMBROSIO BEL					
	BMW i ANDRETTI MOTORSPORT BMW iFE.18								MAHINDRA RACING Mahindra M5Electro					
1	2:19.045	55.197	37.257	46.591	15.4	2:19.045	1	2:42.050	1:25.847	33.455	42.748	13.2	2:42.050	
2	1:44.661	34.911	28.664	41.086	85.8	4:03.706	2	1:41.695	30.289	29.080	42.326	88.3	4:23.745	
3	1:55.866	28.735	31.032	56.099	77.5	5:59.572	3	2:01.393	32.939	27.018	1:01.436	74.0	6:25.138	
4	1:26.001	28.011	24.545	33.445	104.4	7:25.573	4	1:27.866	28.460	25.437	33.969	102.2	7:53.004	
5	1:25.322	27.193	23.894	34.235	105.2	8:50.895	5	1:57.597 B	27.339	24.226	1:06.032	76.3	9:50.601	
6	2:52.722 B	48.890	48.920	1:14.912	52.0	11:43.617	6	16:56.431	...	24.733	37.926	8.8	26:47.032	
7	15:28.026	...	28.065	38.528	9.7	27:11.643	7	1:24.242	26.869	23.643	33.730	106.6	28:11.274	
8	1:24.018	26.775	23.937	33.306	106.9	28:35.661	8	1:22.957	26.631	23.692	32.634	108.2	29:34.231	
9	1:23.940	26.492	24.332	33.116	107.0	29:59.601	9	1:23.331	27.313	23.360	32.658	107.7	30:57.562	
10	1:21.550	26.241	23.095	32.214	110.1	31:21.151	10	1:21.536	26.063	22.917	32.556	110.1	32:19.098	
11	1:21.890	25.966	22.685	33.239	109.6	32:43.041	11	1:20.587	25.876	22.637	32.074	111.4	33:39.685	
12	1:25.025	27.503	25.567	31.955	105.6	34:08.066	12	1:26.012	25.990	24.153	35.869	104.4	35:05.697	
13	1:19.486	25.561	22.372	31.553	113.0	35:27.552								
28	Antonio Felix DA COSTA PRT							66	Daniel ABT DEU					
	BMW i ANDRETTI MOTORSPORT BMW iFE.18								Audi Sport Abt Schaeffler Formula E Te Audi e-tron FE05					
1	2:27.525	1:11.701	32.891	42.933	14.5	2:27.525	1	2:05.067	42.098	35.941	47.028	17.1	2:05.067	
2	1:45.444	35.136	29.318	40.990	85.1	4:12.969	2	1:44.927	33.315	31.142	40.470	85.6	3:49.994	
3	1:57.124	32.637	27.263	57.224	76.7	6:10.093	3	1:42.050	32.302	30.019	39.729	88.0	5:32.044	
4	1:26.500	27.352	24.142	35.006	103.8	7:36.593	4	1:26.373	28.263	24.721	33.389	103.9	6:58.417	
5	1:49.891 B	26.979	27.692	55.220	81.7	9:26.484	5	1:27.574	27.485	24.494	35.595	102.5	8:25.991	
6	17:49.770	...	29.797	39.359	8.4	27:16.254	6	2:47.425 B	38.535	49.961	1:18.929	53.6	11:13.416	
7	1:21.759	26.387	22.944	32.428	109.8	28:38.013	7	16:35.937	...	28.701	51.383	9.0	27:49.353	
8	1:24.041	26.030	23.330	34.681	106.8	30:02.054	8	1:24.169	27.284	24.009	32.876	106.7	29:13.522	
9	1:21.837	26.110	23.032	32.695	109.7	31:23.891	9	1:23.331	26.428	23.080	33.823	107.7	30:36.853	
10	1:27.478	29.620	23.559	34.299	102.6	32:51.369	10	1:20.752	26.252	22.898	31.602	111.2	31:57.605	
11	1:20.362	25.472	22.570	32.320	111.7	34:11.731	11	1:20.054	25.887	22.823	31.344	112.2	33:17.659	
12	1:19.502	25.479	22.323	31.700	112.9	35:31.233	12	1:28.193	26.908	23.159	38.126	101.8	34:45.852	
13							13	1:24.628	28.530	23.284	32.814	106.1	36:10.480	
36	André LOTTERER DEU							94	Felix ROSENQVIST SWE					
	DS TECHEETAH DS E-TENSE FE19								MAHINDRA RACING Mahindra M5Electro					
1	2:07.804	45.049	35.602	47.153	16.8	2:07.804	1	2:09.885	47.605	35.332	46.948	16.5	2:09.885	
2	1:45.366	33.157	31.101	41.108	85.2	3:53.170	2	1:45.647	33.093	31.492	41.062	85.0	3:55.532	
3	1:45.392	31.564	30.109	43.719	85.2	5:38.562	3	1:49.709	31.242	30.750	47.717	81.8	5:45.241	
4	1:25.991	28.054	24.288	33.649	104.4	7:04.553	4	1:30.054	28.256	24.352	37.446	99.7	7:15.295	
5	1:23.914	27.093	23.664	33.157	107.0	8:28.467	5	1:23.803	26.911	23.775	33.117	107.1	8:39.098	
6	2:50.416 B	40.880	48.892	1:20.644	52.7	11:18.883	6	2:47.857 B	44.947	48.781	1:14.129	53.5	11:26.955	
7	15:21.712	...	25.477	36.551	9.7	26:40.595	7	15:21.915	...	24.495	40.742	9.7	26:48.870	
8	1:23.974	27.341	23.654	32.979	106.9	28:04.569	8	1:30.439	26.799	23.278	40.362	99.3	28:19.309	
9	1:22.046	26.570	23.029	32.447	109.4	29:26.615	9	1:22.868	26.515	22.566	33.787	108.3	29:42.177	
10	1:22.569	26.096	22.745	33.728	108.7	30:49.184	10	1:31.474	25.966	22.564	42.944	98.2	31:13.651	
11	1:20.782	25.914	22.710	32.158	111.1	32:09.966	11	1:29.090	25.850	23.311	39.929	100.8	32:42.741	
12	1:23.331	26.469	23.021	33.841	107.7	33:33.297	12	1:34.641	30.898	25.361	38.382	94.9	34:17.382	
13	1:20.167	25.966	22.723	31.478	112.0	34:53.464	13	2:40.899 B	1:28.540	26.303	46.056	55.8	36:58.281	
14	1:40.613 B	32.152	23.387	45.074	89.2	36:34.077								
48	Edoardo MORTARA CHE													
	Venturi Formula E Team Venturi VFE05													
1	2:35.002	1:17.629	33.113	44.260	13.8	2:35.002								
2	1:44.036	32.337	29.785	41.914	86.3	4:19.038								
3	1:56.034	30.213	26.579	59.242	77.4	6:15.072								
4	2:01.650	27.460	23.971	1:10.219	73.8	8:16.722								



Round 1 - Ad Diriyah ePrix
ABB FIA Formula E Championship
Free Practice

Weather Report

Official Timekeeper 



Track Status: **WET**





Doc No.

Date:

Posted at:

ABB FIA FORMULA E CHAMPIONSHIP

Round 1 - Ad Diriyah ePrix - Qualifying Group A

CLASSIFICATION

Official Timekeeper: TAG Heuer

POS	NO	DRIVER	NAT	TEAM	CAR	TIME	LAP	TOTAL	GAP	KPH
1	28	Antonio Felix DA COSTA	PRT	BMW i ANDRETTI MOTORSPORT	BMW iFE.18	1:17.728	3	3	-	115.5
2	8	Tom DILLMANN	FRA	NIO Formula E Team	NIO Sport 004	1:17.893	8	10	+0.165	115.3
3	7	José Maria LOPEZ	ARG	GEOX DRAGON	Penske EV-3	1:18.113	3	4	+0.385	114.9
4	23	Sébastien BUEMI	CHE	Nissan e.dams	Nissan IM01	1:18.269	3	3	+0.541	114.7
5	2	Sam BIRD	GBR	Envision Virgin Racing	Audi e-tron FE05	1:18.511	3	3	+0.783	114.4
6	25	Jean-Eric VERGNE	FRA	DS TECHEETAH	DS E-TENSE FE19	1:18.571	3	3	+0.843	114.3
7	4	Robin FRIJNS	NLD	Envision Virgin Racing	Audi e-tron FE05	1:19.036	3	3	+1.308	113.6
8	64	Jérôme D'AMBROSIO	BEL	MAHINDRA RACING	Mahindra M5Electro	1:19.077	3	3	+1.349	113.5
9	11	Lucas DI GRASSI	BRA	Audi Sport Abt Schaeffler Formula E Team	Audi e-tron FE05	1:19.527	3	3	+1.799	112.9
10	48	Edoardo MORTARA	CHE	Venturi Formula E Team	Venturi VFE05	1:20.330	3	3	+2.602	111.8
11	66	Daniel ABT	DEU	Audi Sport Abt Schaeffler Formula E Team	Audi e-tron FE05	1:20.385	3	3	+2.657	111.7

FASTEST LAP

28	A. DA COSTA	PRT	BMW i ANDRETTI MOTORSPORT	BMW iFE.18	1:17.728 on Lap 3	115.5 Kph
----	-------------	-----	---------------------------	------------	-------------------	-----------

Clerk of the Course:

Timekeeper:

Series Partners:



No part of these results/data may be reproduced, stored in a retrieval system or transmitted in any form or by any means electronic, mechanical, photocopying, recording, broadcasting or otherwise without prior permission of the copyright holder except for reproduction in local/national/international daily press and regular printed publications on sale to the public within 90 days of the event to which the results/data relate and provided that the copyright symbol appears together with the name of the copyright holder.

The FÉDÉRATION INTERNATIONALE DE L'AUTOMOBILE logo, FÉDÉRATION INTERNATIONALE DE L'AUTOMOBILE, FIA logo, FIA, FIA FORMULA-E CHAMPIONSHIP, FIA FORMULA-E CHAMPIONSHIP logo and related marks are protected trademarks of the Fédération Internationale de l'Automobile (FIA), Chemin de Blandonnet 2, 1214 Vernier, Switzerland.

©2018, Fédération Internationale de l'Automobile (FIA)

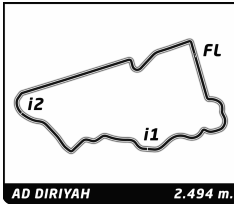


ABB FIA Formula E Championship

Round 1 - Ad Diriyah ePrix

Qualifying Group A

Best Sector Times

Official Timekeeper

SECTOR 1			SECTOR 2		SECTOR 3					
Pos	Driver	Time	Driver	Time	Driver	Time	Pos	Driver	Ideal Lap	Best Lap
1	8 T.DILLMANN	24.961	8 T.DILLMANN	21.813	28 A.DA COSTA	30.804	1	8 T.DILLMANN	1:17.607	1:17.893 (2)
2	28 A.DA COSTA	25.057	28 A.DA COSTA	21.867	8 T.DILLMANN	30.833	2	28 A.DA COSTA	1:17.728	1:17.728 (1)
3	23 S.BUEMI	25.186	23 S.BUEMI	21.875	7 J.LOPEZ	30.940	3	7 J.LOPEZ	1:18.113	1:18.113 (3)
4	25 J.VERGNE	25.187	7 J.LOPEZ	21.912	23 S.BUEMI	31.208	4	23 S.BUEMI	1:18.269	1:18.269 (4)
5	2 S.BIRD	25.203	25 J.VERGNE	21.942	4 R.FRIJNS	31.237	5	25 J.VERGNE	1:18.442	1:18.571 (6)
6	7 J.LOPEZ	25.261	2 S.BIRD	22.001	2 S.BIRD	31.307	6	2 S.BIRD	1:18.511	1:18.511 (5)
7	4 R.FRIJNS	25.295	64 J.D'AMBROSIO	22.165	25 J.VERGNE	31.313	7	4 R.FRIJNS	1:19.036	1:19.036 (7)
8	64 J.D'AMBROSIO	25.490	11 L.DI GRASSI	22.398	64 J.D'AMBROSIO	31.422	8	64 J.D'AMBROSIO	1:19.077	1:19.077 (8)
9	11 L.DI GRASSI	25.612	4 R.FRIJNS	22.504	48 E.MORTARA	31.504	9	11 L.DI GRASSI	1:19.527	1:19.527 (9)
10	66 D.ABT	25.933	66 D.ABT	22.693	11 L.DI GRASSI	31.517	10	66 D.ABT	1:20.274	1:20.385 (11)
11	48 E.MORTARA	25.998	48 E.MORTARA	22.828	66 D.ABT	31.648	11	48 E.MORTARA	1:20.330	1:20.330 (10)

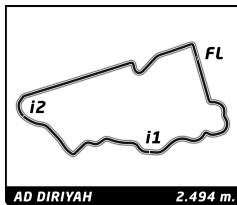


ABB FIA Formula E Championship

Round 1 - Ad Diriyah ePrix

Qualifying Group A

Fastest Lap Sequence

Official Timekeeper TAG Heuer

Practice Time	Driver	Team	Car	Time	Kph	Lap
3:38.649	8 Tom DILLMANN	NIO Formula E Team	NIO Sport 004	1:20.857	111.0	2
4:58.337	8 Tom DILLMANN	NIO Formula E Team	NIO Sport 004	1:19.688	112.7	3
6:17.516	8 Tom DILLMANN	NIO Formula E Team	NIO Sport 004	1:19.179	113.4	4
7:36.313	8 Tom DILLMANN	NIO Formula E Team	NIO Sport 004	1:18.797	113.9	5
8:54.946	8 Tom DILLMANN	NIO Formula E Team	NIO Sport 004	1:18.633	114.2	6
11:32.730	8 Tom DILLMANN	NIO Formula E Team	NIO Sport 004	1:17.893	115.3	8
15:20.627	28 Antonio Felix DA COSTA	BMW i ANDRETTI MOTORSPORT	BMW iFE.18	1:17.728	115.5	3

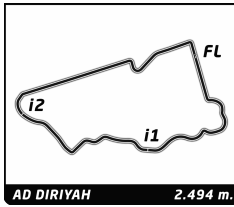


ABB FIA Formula E Championship

Round 1 - Ad Diriyah ePrix

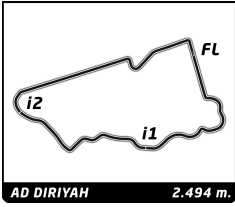
Qualifying Group A

Analysis

Official Timekeeper

■ 250KW ■ 225KW ■ Personal Best ■ Session Best ■ B Crossing the finish line in pit lane

Lap	Time	Sector 1	Sector 2	Sector 3	Kph	Elapsed	Lap	Time	Sector 1	Sector 2	Sector 3	Kph	Elapsed		
2	Sam BIRD	GBR						48	Edoardo MORTARA	CHE					
Envision Virgin Racing Audi e-tron FE05							Venturi Formula E Team Venturi VFE05								
1	12:40.227	...	25.079	33.036	2.8	12:40.227	1	13:09.533	...	25.882	35.601	2.7	13:09.533		
2	1:29.625	■	25.967	25.444	38.214	100.2	14:09.852	2	1:23.383	■	27.212	23.520	32.651	107.7	14:32.916
3	1:18.511	■	25.203	22.001	31.307	114.4	15:28.363	3	1:20.330	■	25.998	22.828	31.504	111.8	15:53.246
4	Robin FRIJNS	NLD						64	Jérôme D'AMBROSIO	BEL					
Envision Virgin Racing Audi e-tron FE05							MAHINDRA RACING Mahindra M5Electro								
1	12:44.188	...	25.288	34.002	2.8	12:44.188	1	12:23.229	...	25.099	33.507	2.9	12:23.229		
2	1:31.566	■	26.325	24.307	40.934	98.1	14:15.754	2	1:22.543	■	26.527	23.239	32.777	108.8	13:45.772
3	1:19.036	■	25.295	22.504	31.237	113.6	15:34.790	3	1:19.077	■	25.490	22.165	31.422	113.5	15:04.849
7	José Maria LOPEZ	ARG						66	Daniel ABT	DEU					
GEOX DRAGON Penske EV-3							Audi Sport Abt Schaeffler Formula E Te Audi e-tron FE05								
1	10:43.047	9:42.598	26.715	33.734	3.3	10:43.047	1	12:35.336	...	26.787	38.469	2.8	12:35.336		
2	1:20.661	■	25.938	22.668	32.055	111.3	12:03.708	2	1:21.796	■	26.848	23.300	31.648	109.8	13:57.132
3	1:18.113	■	25.261	21.912	30.940	114.9	13:21.821	3	1:20.385	■	25.933	22.693	31.759	111.7	15:17.517
4	2:22.803	■	31.305	25.559	1:25.939	62.9	15:44.624								
8	Tom DILLMANN	FRA													
NIO Formula E Team NIO Sport 004															
1	2:17.792	1:14.167	27.746	35.879	15.5	2:17.792									
2	1:20.857	25.940	22.481	32.436	111.0	3:38.649									
3	1:19.688	25.709	22.179	31.800	112.7	4:58.337									
4	1:19.179	25.396	22.093	31.690	113.4	6:17.516									
5	1:18.797	25.298	21.949	31.550	113.9	7:36.313									
6	1:18.633	25.127	21.860	31.646	114.2	8:54.946									
7	1:19.891	■	24.961	21.957	32.973	112.4	10:14.837								
8	1:17.893	■	25.247	21.813	30.833	115.3	11:32.730								
9	1:52.467	■	28.871	25.145	58.451	79.8	13:25.197								
10	1:41.470	■				88.5	15:06.667								
11	Lucas DI GRASSI	BRA													
Audi Sport Abt Schaeffler Formula E Te Audi e-tron FE05															
1	12:29.456	...	24.499	36.752	2.9	12:29.456									
2	1:25.104	■	26.350	23.540	35.214	105.5	13:54.560								
3	1:19.527	■	25.612	22.398	31.517	112.9	15:14.087								
23	Sébastien BUEMI	CHE													
Nissan e.dams Nissan IM01															
1	13:17.219	...	25.496	40.335	2.7	13:17.219									
2	1:19.667	■	25.627	22.183	31.857	112.7	14:36.886								
3	1:18.269	■	25.186	21.875	31.208	114.7	15:55.155								
25	Jean-Eric VERGNE	FRA													
DS TECHEETAH DS E-TENSE FE19															
1	12:21.965	...	24.767	32.996	2.9	12:21.965									
2	1:19.082	■	25.373	22.396	31.313	113.5	13:41.047								
3	1:18.571	■	25.187	21.942	31.442	114.3	14:59.618								
28	Antonio Felix DA COSTA	PRT													
BMW i ANDRETTI MOTORSPORT BMW iFE.18															
1	12:39.295	...	26.789	37.927	2.8	12:39.295									
2	1:23.604	■	25.622	25.012	32.970	107.4	14:02.899								
3	1:17.728	■	25.057	21.867	30.804	115.5	15:20.627								



Round 1 - Ad Diriyah ePrix

ABB FIA Formula E Championship

Qualifying Group A

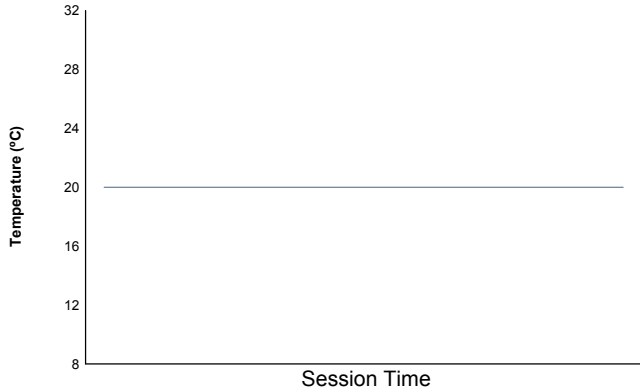
Weather Report

Official Timekeeper 

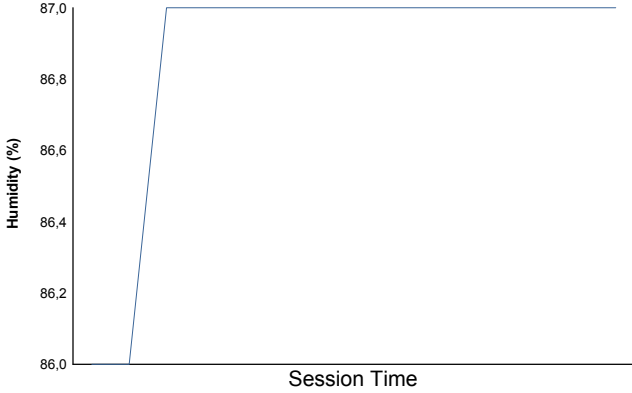
Air Temperature



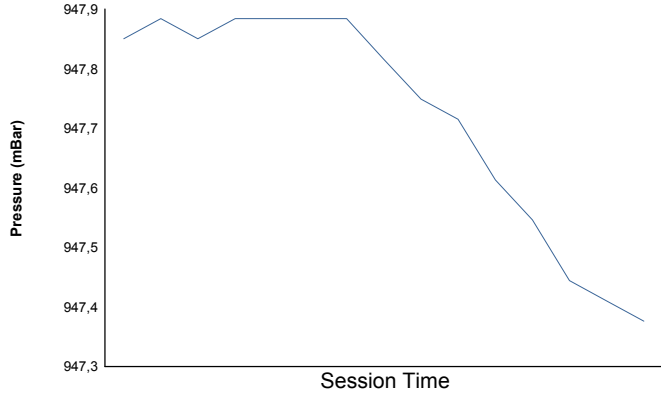
Track Temperature



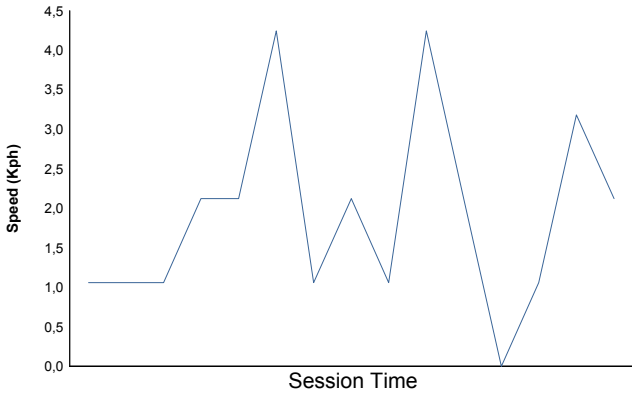
Humidity



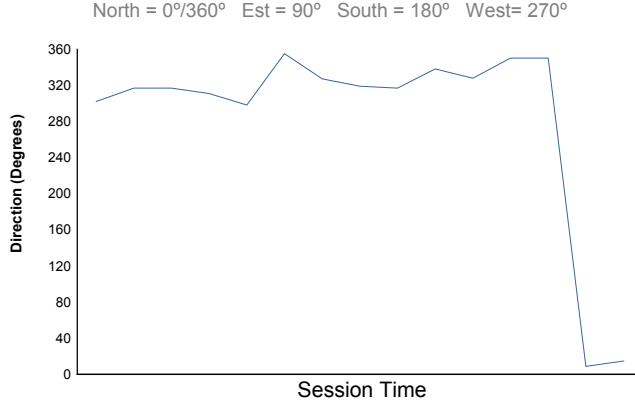
Pressure



Wind Speed



Wind direction



Track Status: **DRY**



Doc No.

Date:

Posted at:

ABB FIA FORMULA E CHAMPIONSHIP

Round 1 - Ad Diriyah ePrix - Qualifying Group B

CLASSIFICATION

Official Timekeeper: TAG Heuer

POS	NO	DRIVER	NAT	TEAM	CAR	TIME	LAP	TOTAL	GAP	KPH
1	5	Stoffel VANDOORNE	BEL	HWA RACELAB	Venturi VFE05	1:18.490	3	4	-	114.4
2	36	André LOTTERER	DEU	DS TECHEETAH	DS E-TENSE FE19	1:19.317	5	6	+0.827	113.2
3	20	Mitch EVANS	NZL	Panasonic Jaguar Racing	Jaguar I-Type III	1:19.712	4	4	+1.222	112.6
4	22	Oliver ROWLAND	GBR	Nissan e.dams	Nissan IM01	1:19.755	3	4	+1.265	112.6
5	16	Oliver TURVEY	GBR	NIO Formula E Team	NIO Sport 004	1:19.912	3	4	+1.422	112.4
6	17	Gary PAFFETT	GBR	HWA RACELAB	Venturi VFE05	1:19.929	3	4	+1.439	112.3
7	27	Alexander SIMS	GBR	BMW i ANDRETTI MOTORSPORT	BMW iFE.18	1:20.367	4	4	+1.877	111.7
8	19	Felipe MASSA	BRA	Venturi Formula E Team	Venturi VFE05	1:20.407	4	4	+1.917	111.7
9	3	Nelson PIQUET	BRA	Panasonic Jaguar Racing	Jaguar I-Type III	1:21.489	3	4	+2.999	110.2
10	6	Maximilian GÜNTHER	DEU	GEOX DRAGON	Penske EV-3	1:21.883	2	2	+3.393	109.6
11	94	Felix ROSENQVIST	SWE	MAHINDRA RACING	Mahindra M5Electro	1:23.037	2	2	+4.547	108.1

FASTEST LAP

5	S. VANDOORNE	BEL	HWA RACELAB	Venturi VFE05	1:18.490 on Lap 3	114.4 Kph
---	--------------	-----	-------------	---------------	-------------------	-----------

Clerk of the Course:

Timekeeper:

Series Partners:



No part of these results/data may be reproduced, stored in a retrieval system or transmitted in any form or by any means electronic, mechanical, photocopying, recording, broadcasting or otherwise without prior permission of the copyright holder except for reproduction in local/national/international daily press and regular printed publications on sale to the public within 90 days of the event to which the results/data relate and provided that the copyright symbol appears together with the name of the copyright holder.

The FÉDÉRATION INTERNATIONALE DE L'AUTOMOBILE logo, FÉDÉRATION INTERNATIONALE DE L'AUTOMOBILE, FIA logo, FIA, FIA FORMULA-E CHAMPIONSHIP, FIA FORMULA-E CHAMPIONSHIP logo and related marks are protected trademarks of the Fédération Internationale de l'Automobile (FIA), Chemin de Blandonnet 2, 1214 Vernier, Switzerland.

©2018, Fédération Internationale de l'Automobile (FIA)

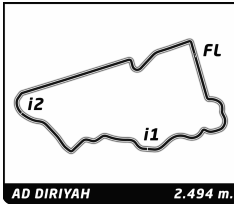


ABB FIA Formula E Championship

Round 1 - Ad Diriyah ePrix

Qualifying Group B

Best Sector Times

Official Timekeeper

SECTOR 1			SECTOR 2		SECTOR 3		Pos	Driver	Ideal Lap	Best Lap
Pos	Driver	Time	Driver	Time	Driver	Time				
1	5 S.VANDOORNE	25.130	36 A.LOTTERER	21.830	5 S.VANDOORNE	31.330	1	5 S.VANDOORNE	1:18.490	1:18.490 (1)
2	94 F.ROSENQVIST	25.283	5 S.VANDOORNE	22.030	22 O.ROWLAND	31.405	2	36 A.LOTTERER	1:19.193	1:19.317 (2)
3	36 A.LOTTERER	25.469	22 O.ROWLAND	22.144	17 G.PAFFETT	31.459	3	22 O.ROWLAND	1:19.680	1:19.755 (4)
4	20 M.EVANS	25.591	94 F.ROSENQVIST	22.164	20 M.EVANS	31.814	4	20 M.EVANS	1:19.712	1:19.712 (3)
5	17 G.PAFFETT	25.613	16 O.TURVEY	22.279	19 F.MASSA	31.831	5	16 O.TURVEY	1:19.912	1:19.912 (5)
6	16 O.TURVEY	25.636	20 M.EVANS	22.307	3 N.PIQUET	31.850	6	17 G.PAFFETT	1:19.929	1:19.929 (6)
7	6 M.GÜNTHER	25.863	27 A.SIMS	22.342	36 A.LOTTERER	31.894	7	27 A.SIMS	1:20.367	1:20.367 (7)
8	27 A.SIMS	25.958	19 F.MASSA	22.593	16 O.TURVEY	31.997	8	19 F.MASSA	1:20.407	1:20.407 (8)
9	19 F.MASSA	25.983	17 G.PAFFETT	22.857	27 A.SIMS	32.067	9	94 F.ROSENQVIST	1:20.592	1:23.037 (11)
10	22 O.ROWLAND	26.131	6 M.GÜNTHER	23.038	6 M.GÜNTHER	32.982	10	3 N.PIQUET	1:21.170	1:21.489 (9)
11	3 N.PIQUET	26.203	3 N.PIQUET	23.117	94 F.ROSENQVIST	33.145	11	6 M.GÜNTHER	1:21.883	1:21.883 (10)

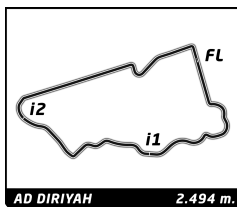


ABB FIA Formula E Championship

Round 1 - Ad Diriyah ePrix

Qualifying Group B

Fastest Lap Sequence

Official Timekeeper 

Practice Time	Driver	Team	Car	Time	Kph	Lap
5:08.826	17 Gary PAFFETT	HWA RACELAB	Venturi VFE05	1:21.954	109.6	2
5:22.543	22 Oliver ROWLAND	Nissan e.dams	Nissan IM01	1:20.849	111.1	2
6:28.755	17 Gary PAFFETT	HWA RACELAB	Venturi VFE05	1:19.929	112.3	3
6:42.298	22 Oliver ROWLAND	Nissan e.dams	Nissan IM01	1:19.755	112.6	3
8:32.156	5 Stoffel VANDOORNE	HWA RACELAB	Venturi VFE05	1:19.640	112.7	2
9:50.646	5 Stoffel VANDOORNE	HWA RACELAB	Venturi VFE05	1:18.490	114.4	3

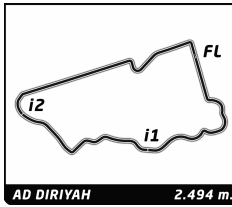


ABB FIA Formula E Championship

Round 1 - Ad Diriyah ePrix

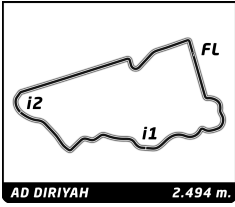
Qualifying Group B

Analysis

Official Timekeeper

■ 250KW ■ 225KW ■ Personal Best ■ Session Best ■ B Crossing the finish line in pit lane

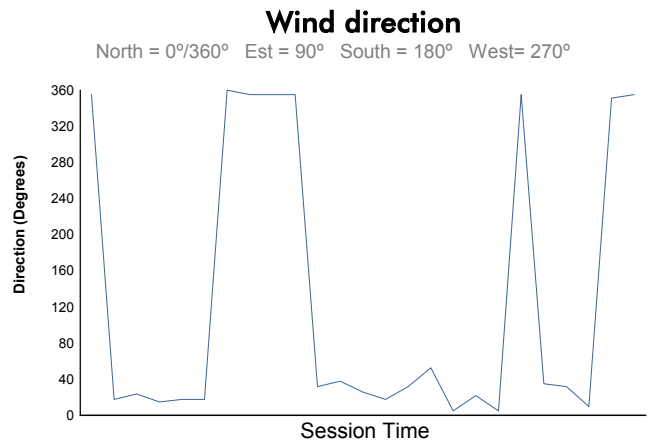
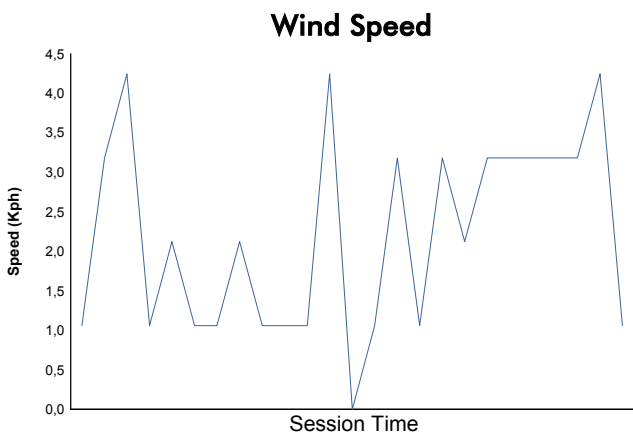
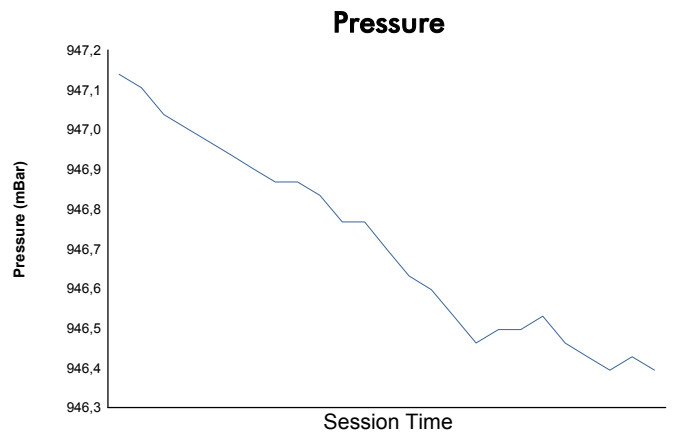
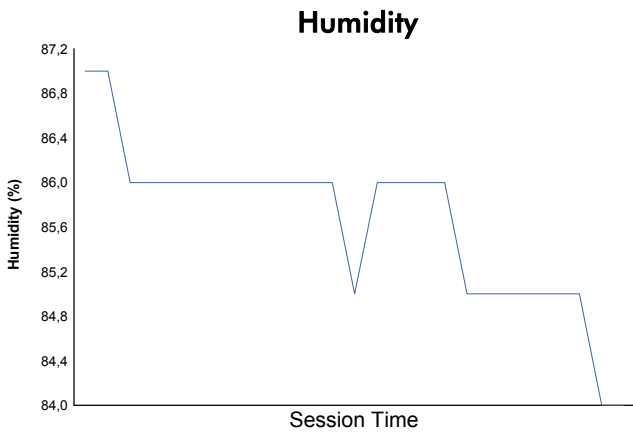
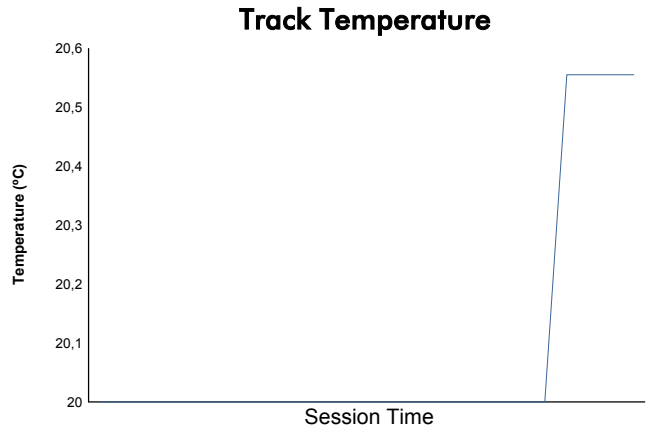
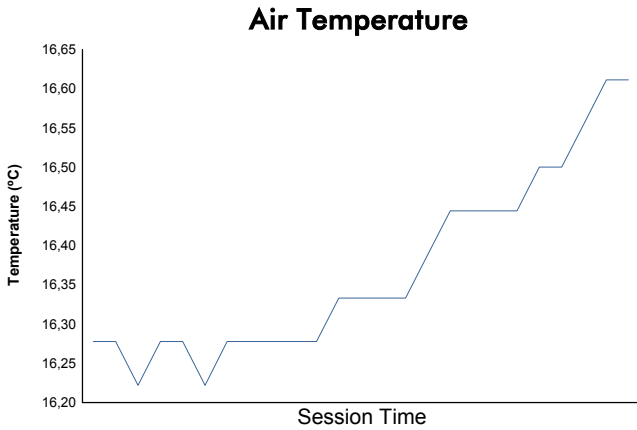
Lap	Time	Sector 1	Sector 2	Sector 3	Kph	Elapsed	Lap	Time	Sector 1	Sector 2	Sector 3	Kph	Elapsed
3	Nelson PIQUET BRA Panasonic Jaguar Racing Jaguar I-Type III												
1	14:30.327 B	...	30.817	3:19.301	2.5	14:30.327							
2	9:17.498	■	8:05.460	31.759	40.279	16.1	23:47.824						
3	■	1:21.489	■	26.428	23.211	■	31.850	110.2	25:09.313				
4	1:21.713	■	■	26.203	■	23.117	32.393	109.9	26:31.026				
5	Stoffel VANDOORNE BEL HWA RACELAB Venturi VFE05												
1	7:12.516	6:14.209	24.488	33.819	5.0	7:12.516							
2	1:19.640	■	25.742	22.365	31.533	112.7	8:32.156						
3	■	1:18.490	■	25.130	■	22.030	■	31.330	114.4	9:50.646			
4	7:59.619 B	■	32.906	25.344	7:01.369	18.7	17:50.265						
6	Maximilian GÜNTHER DEU GEOX DRAGON Penske EV-3												
1	9:06.830	8:06.375	25.650	34.805	3.9	9:06.830							
2	■	1:21.883	■	25.863	■	23.038	■	32.982	109.6	10:28.713			
16	Oliver TURVEY GBR NIO Formula E Team NIO Sport 004												
1	4:40.343	3:34.657	27.215	38.471	7.6	4:40.343							
2	1:22.569	■	26.576	23.135	32.858	108.7	6:02.912						
3	■	1:19.912	■	25.636	■	22.279	■	31.997	112.4	7:22.824			
4	8:41.200 B	■	28.622	25.276	7:47.302	17.2	16:04.024						
17	Gary PAFETT GBR HWA RACELAB Venturi VFE05												
1	3:46.872	2:44.373	26.894	35.605	9.4	3:46.872							
2	1:21.954	■	26.493	23.043	32.418	109.6	5:08.826						
3	■	1:19.929	■	25.613	■	22.857	■	31.459	112.3	6:28.755			
4	3:42.745 B	■	27.089	24.762	2:50.894	40.3	10:11.500						
19	Felipe MASSA BRA Venturi Formula E Team Venturi VFE05												
1	14:35.463 B	...	52.413	2:01.999	2.4	14:35.463							
2	9:09.728	7:57.071	31.145	41.512	16.3	23:45.190							
3	1:22.315	■	26.320	23.580	32.415	109.1	25:07.505						
4	■	1:20.407	■	25.983	■	22.593	■	31.831	111.7	26:27.912			
20	Mitch EVANS NZL Panasonic Jaguar Racing Jaguar I-Type III												
1	14:33.312 B	...	49.825	2:06.258	2.5	14:33.312							
2	9:05.147	7:56.225	29.596	39.326	16.5	23:38.458							
3	1:24.183	■	27.039	23.471	33.673	106.7	25:02.641						
4	■	1:19.712	■	25.591	■	22.307	■	31.814	112.6	26:22.353			
22	Oliver ROWLAND GBR Nissan e.dams Nissan IM01												
1	4:01.694	2:50.882	27.702	43.110	8.9	4:01.694							
2	1:20.849	■	26.131	22.383	32.335	111.1	5:22.543						
3	■	1:19.755	■	26.206	■	22.144	■	31.405	112.6	6:42.298			
4	5:34.683 B	■	27.993	23.532	4:43.158	26.8	12:16.981						
27	Alexander SIMS GBR BMW i ANDRETTI MOTORSPORT BMW iFE.18												
1	14:29.048 B	...	40.448	2:33.446	2.5	14:29.048							
2	8:44.468	7:45.162	25.514	33.792	17.1	23:13.515							
3	1:24.281	■	25.970	23.082	35.229	106.5	24:37.796						
4	■	1:20.367	■	25.958	■	22.342	■	32.067	111.7	25:58.163			
36	André LOTTERER DEU DS TECHEETAH DS E-TENSE FE19												
1	8:56.960	8:00.052	23.651	33.257	4.0	8:56.960							
2	1:22.808	■	26.734	23.118	32.956	108.4	10:19.768						
3	4:40.283 B	■	25.654	■	21.830	3:52.799	32.0	15:00.051					
4	8:34.992	■	7:19.320	36.564	39.108	17.4	23:35.042						
5	■	1:19.317	■	25.469	21.954	■	31.894	113.2	24:54.359				
6	1:45.989 B	■	27.785	24.709	53.495	84.7	26:40.348						
94	Felix ROSENQVIST SWE MAHINDRA RACING Mahindra M5Electro												
1	23:10.721	...	25.286	33.578	1.5	23:10.720							
2	■	1:23.037	■	26.645	23.247	■	33.145	108.1	24:33.757				



Round 1 - Ad Diriyah ePrix
 ABB FIA Formula E Championship
 Qualifying Group B

Weather Report

Official Timekeeper 



Track Status: **DRY**



Doc No.

Date:

Posted at:

ABB FIA FORMULA E CHAMPIONSHIP

Round 1 - Ad Diriyah ePrix - Qualifying

FINAL CLASSIFICATION

Official Timekeeper: TAG Heuer

POS	NO	DRIVER	NAT	TEAM	TIME	GAP	SESSION
1	28	Antonio Felix DA COSTA	PRT	BMW i ANDRETTI MOTORSPORT	1:17.728		Qualifying Group A
2	7	José Maria LOPEZ	ARG	GEOX DRAGON	1:18.113	0.385	Qualifying Group A
3	23	Sébastien BUEMI	CHE	Nissan e.dams	1:18.269	0.541	Qualifying Group A
4	5	Stoffel VANDOORNE	BEL	HWA RACELAB	1:18.490	0.762	Qualifying Group B
5	25	Jean-Eric VERGNE	FRA	DS TECHEETAH	1:18.571	0.843	Qualifying Group A
6	64	Jérôme D'AMBROSIO	BEL	MAHINDRA RACING	1:19.077	1.349	Qualifying Group A
7	36	André LOTTERER	DEU	DS TECHEETAH	1:19.317	1.589	Qualifying Group B
8	20	Mitch EVANS	NZL	Panasonic Jaguar Racing	1:19.712	1.984	Qualifying Group B
9	17	Gary PAFETT	GBR	HWA RACELAB	1:19.929	2.201	Qualifying Group B
10	48	Edoardo MORTARA	CHE	Venturi Formula E Team	1:20.330	2.602	Qualifying Group A
11	27	Alexander SIMS	GBR	BMW i ANDRETTI MOTORSPORT	1:20.367	2.639	Qualifying Group B
12	66	Daniel ABT	DEU	Audi Sport Abt Schaeffler Formula E Team	1:20.385	2.657	Qualifying Group A
13	19	Felipe MASSA	BRA	Venturi Formula E Team	1:20.407	2.679	Qualifying Group B
14	22	Oliver ROWLAND	GBR	Nissan e.dams	1:20.849	3.121	Qualifying Group B
15	3	Nelson PIQUET	BRA	Panasonic Jaguar Racing	1:21.489	3.761	Qualifying Group B
16	6	Maximilian GÜNTHER	DEU	GEOX DRAGON	1:21.883	4.155	Qualifying Group B
17	94	Felix ROSENQVIST	SWE	MAHINDRA RACING	1:23.037	5.309	Qualifying Group B
18	11	Lucas DI GRASSI	BRA	Audi Sport Abt Schaeffler Formula E Team	1:25.104	7.376	Qualifying Group A

NOT CLASSIFIED:

2	Sam BIRD	GBR	Envision Virgin Racing	1:29.625	11.897	4.521	Qualifying Group A
4	Robin FRIJNS	NLD	Envision Virgin Racing	1:31.566	13.838	1.941	Qualifying Group A
16	Oliver TURVEY	GBR	NIO Formula E Team				
8	Tom DILLMANN	FRA	NIO Formula E Team				

Cars 8 - Cancellation of the all Qualifying times - Non respect of the Qualifying maximum laps - Stewards' Document No. 59

Cars 2, 11, 4 & 22 - Cancellation of Qualifying Lap 3 time - Maximum total power going out of the RESS exceeded 250kw - Stewards' Document Nos. 60, 61, 62 & 63

Cars 8 & 16 - Cancellation of the all Qualifying times - Sensor missing on the FIA datalogger monitoring - Stewards' Document No. 71

Stewards:

Michael Schwägerl, Paolo Longoni & Elie Semaan

Timekeeper:

Series Partners:



No part of these results/data may be reproduced, stored in a retrieval system or transmitted in any form or by any means electronic, mechanical, photocopying, recording, broadcasting or otherwise without prior permission of the copyright holder except for reproduction in local/national/international daily press and regular printed publications on sale to the public within 90 days of the event to which the results/data relate and provided that the copyright symbol appears together with the name of the copyright holder.

The FÉDÉRATION INTERNATIONALE DE L'AUTOMOBILE logo, FÉDÉRATION INTERNATIONALE DE L'AUTOMOBILE, FIA logo, FIA, FIA FORMULA-E CHAMPIONSHIP, FIA FORMULA-E CHAMPIONSHIP logo and related marks are protected trademarks of the Fédération Internationale de l'Automobile (FIA), Chemin de Blandonnet 2, 1214 Vernier, Switzerland.

©2018, Fédération Internationale de l'Automobile (FIA)

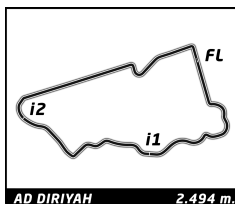


ABB FIA Formula E Championship

Round 1 - Ad Diriyah ePrix

Race (45' +1 lap)

Starting Grid

Official Timekeeper 

Tom DILLMANN NIO Formula E Team 1:31.566 8	- 11 -	16 NIO Formula E Team Oliver TURVEY 1:29.625
Robin FRIJNS Envision Virgin Racing 1:25.104 4	- 10 -	2 Envision Virgin Racing Sam BIRD 1:23.037
Lucas DI GRASSI Audi Sport Abt Schaeffler Formula E Team 1:21.883 11	- 9 -	94 MAHINDRA RACING Felix ROSENQVIST 1:21.489
Maximilian GÜNTHER GEOX DRAGON 1:20.849 6	- 8 -	3 Panasonic Jaguar Racing Nelson PIQUET 1:20.330
Oliver ROWLAND Nissan e.dams 1:20.407 22	- 7 -	48 Venturi Formula E Team Edoardo MORTARA 1:20.385
Felipe MASSA Venturi Formula E Team 1:20.367 19	- 6 -	66 Audi Sport Abt Schaeffler Formula E Team Daniel ABT 1:19.929
Alexander SIMS BMW i ANDRETTI MOTORSPORT 1:19.712 27	- 5 -	17 HWA RACELAB Gary PAFFETT 1:19.317
Mitch EVANS Panasonic Jaguar Racing 1:19.077 20	- 4 -	36 DS TECHEETAH André LOTTERER 1:18.571
Jérôme D'AMBROSIO MAHINDRA RACING 1:18.490 64	- 3 -	25 DS TECHEETAH Jean-Eric VERGNE 1:18.269
Stoffel VANDOORNE HWA RACELAB 1:18.113 5	- 2 -	23 Nissan e.dams Sébastien BUEMI 1:17.728
José Maria LOPEZ GEOX DRAGON 7	- 1 -	28 BMW i ANDRETTI MOTORSPORT Antonio Felix DA COSTA

Pole

Car 48 - Drop of 3 grid positions - Stewards' Document No. 69
Cars 2, 4, 8 & 16 - Permitted to start - Stewards' Document Nos. 73, 74, 75 & 76

Stewards:

Timekeeper:



**FIA FORMULA E
CHAMPIONSHIP
2018-19**

Doc No.

Date:

Posted at:

ABB FIA FORMULA E CHAMPIONSHIP
Round 1 - Ad Diriyah ePrix - Race (45' +1 lap)

FINAL CLASSIFICATION

Official Timekeeper:

POS	PTS	NO	DRIVER	NAT	TEAM	VEHICLE	LAPS	TIME	GAP	KPH	Best	Lap
1	(28)	28	A. DA COSTA	PRT	BMW i ANDRETTI MOTORSPORT	BMW iFE.18	33	46:29.377	-	107.0	1:13.265	31
2	(18)	25	J. VERGNE	FRA	DS TECHEETAH	DS E-TENSE FE19	33	46:29.839	+0.462	107.0	1:12.750	32
3	(15)	64	J. D'AMBROSIO	BEL	MAHINDRA RACING	Mahindra M5Electro	33	46:33.410	+4.033	106.8	1:13.830	33
4	(12)	20	M. EVANS	NZL	Panasonic Jaguar Racing	Jaguar I-Type III	33	46:34.760	+5.383	106.8	1:13.427	32
5	(11)	36	A. LOTTERER	DEU	DS TECHEETAH	DS E-TENSE FE19	33	46:34.956	+5.579	106.8	1:12.591	32
6	(8)	23	S. BUEMI	CHE	Nissan e.dams	Nissan IM01	33	46:36.002	+6.625	106.7	1:13.397	33
7	(6)	22	O. ROWLAND	GBR	Nissan e.dams	Nissan IM01	33	46:38.482	+9.105	106.6	1:14.026	33
8	(4)	66	D. ABT	DEU	Audi Sport Abt Schaeffler Formula E Team	Audi e-tron FE05	33	46:39.196	+9.819	106.6	1:14.301	32
9	(2)	11	L. DI GRASSI	BRA	Audi Sport Abt Schaeffler Formula E Team	Audi e-tron FE05	33	46:40.313	+10.936	106.6	1:13.914	22
10	(1)	3	N. PIQUET	BRA	Panasonic Jaguar Racing	Jaguar I-Type III	33	46:40.941	+11.564	106.5	1:14.803	33
11		2	S. BIRD	GBR	Envision Virgin Racing	Audi e-tron FE05	33	46:41.124	+11.747	106.5	1:14.307	23
12		4	R. FRIJNS	NLD	Envision Virgin Racing	Audi e-tron FE05	33	46:41.566	+12.189	106.5	1:13.735	24
13		16	O. TURVEY	GBR	NIO Formula E Team	NIO Sport 004	33	46:42.481	+13.104	106.5	1:14.343	32
14		8	T. DILLMANN	FRA	NIO Formula E Team	NIO Sport 004	33	46:43.650	+14.273	106.4	1:13.205	33
15		6	M. GÜNTHER	DEU	GEOX DRAGON	Penske EV-3	33	46:45.538	+16.161	106.4	1:14.018	32
16		5	S. VANDOORNE	BEL	HWA RACELAB	Venturi VFE05	33	46:49.390	+20.013	106.2	1:14.850	33
17		19	F. MASSA	BRA	Venturi Formula E Team	Venturi VFE05	33	47:12.987	+43.610	105.3	1:13.950	31
18		27	A. SIMS	GBR	BMW i ANDRETTI MOTORSPORT	BMW iFE.18	33	47:17.089	+47.712	105.2	1:13.604	22
19		48	E. MORTARA	CHE	Venturi Formula E Team	Venturi VFE05	32	47:03.922	1 Lap	102.5	1:14.547	13

NOT CLASSIFIED

7	J. LOPEZ	ARG	GEOX DRAGON	Penske EV-3	25	32:19.405	1:14.306	22
17	G. PAFFETT	GBR	HWA RACELAB	Venturi VFE05	9	12:19.479	1:16.654	7
94	F. ROSENQVIST	SWE	MAHINDRA RACING	Mahindra M5Electro	8	11:01.072	1:16.113	7

POLE POSITION

28	A. DA COSTA	PRT	BMW i ANDRETTI MOTORSPORT	BMW iFE.18	1:17.728	115.5 Kph
----	--------------------	-----	---------------------------	------------	----------	-----------

FASTEST LAP

36	A. LOTTERER	DEU	DS TECHEETAH	DS E-TENSE FE19	1:12.591 on Lap 32	123.7 Kph
----	--------------------	-----	--------------	-----------------	--------------------	-----------

FASTEST LAP IN TOP 10

36	A. LOTTERER	DEU	DS TECHEETAH	DS E-TENSE FE19	1:12.591 on Lap 32	123.7 Kph
----	--------------------	-----	--------------	-----------------	--------------------	-----------

Car 19 - 5 second time penalty added - Improper use of the Fanboost - Stewards' Document No. 97

Car 19 - Drive through penalty converted into a 25 second penalty - Using more energy for the Fanboost as allowed - Stewards' Document No. 98

Stewards:

Michael Schwägerl, Paolo Longoni & Elie Semaan

Timekeeper:

Leó Batlles

Series Partners:



No part of these results/data may be reproduced, stored in a retrieval system or transmitted in any form or by any means electronic, mechanical, photocopying, recording, broadcasting or otherwise without prior permission of the copyright holder except for reproduction in local/national/international daily press and regular printed publications on sale to the public within 90 days of the event to which the results/data relate and provided that the copyright symbol appears together with the name of the copyright holder.

The FÉDÉRATION INTERNATIONALE DE L'AUTOMOBILE logo, FÉDÉRATION INTERNATIONALE DE L'AUTOMOBILE, FIA logo, FIA, FIA FORMULA-E CHAMPIONSHIP, FIA FORMULA-E CHAMPIONSHIP logo and related marks are protected trademarks of the Fédération Internationale de l'Automobile (FIA), Chemin de Blandonnet 2, 1214 Vernier, Switzerland.

©2018, Fédération Internationale de l'Automobile (FIA)

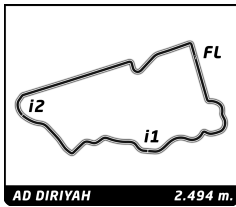


ABB FIA Formula E Championship
Round 1 - Ad Diriyah ePrix
Race

Lap Chart

Official Timekeeper **TAG Heuer**

Nr	Pos	Grid	LAP																																
			0	1	2	3	4	5	6	7	8	9	10	11	12	13	14	15	16	17	18	19	20	21	22	23	24	25	26	27	28	29	30	31	
28	1	28	28	28	28	28	28	28	28	28	28	28	28	28	28	28	28	28	28	28	28	28	28	28	28	28	28	28	28	28	28	28	28	28	28
7	2	7	23	23	23	23	23	23	23	23	23	23	23	23	23	23	23	23	23	23	23	23	23	23	23	23	23	23	23	23	23	23	23	23	23
23	3	23	7	7	7	7	7	25	25	25	25	23	23	36	36	36	36	36	36	36	36	36	36	36	36	7	7	23	25	25	25	25	64	64	
5	4	5	25	25	25	25	25	7	36	36	36	36	36	36	23	23	23	23	23	23	23	23	23	7	7	64	23	25	23	23	23	23	20	20	
25	5	25	5	5	5	36	36	36	7	7	7	7	7	7	7	7	7	7	7	7	7	7	7	7	64	64	36	25	7	20	20	20	23	36	
64	6	64	64	36	36	64	64	64	64	64	64	64	64	64	64	64	64	64	64	64	64	64	64	64	23	23	23	20	20	36	36	36	36	23	
36	7	36	36	64	64	5	5	5	5	5	5	20	20	20	20	20	20	20	20	20	20	20	20	20	20	20	36	36	22	22	22	22	22	22	
20	8	20	20	20	20	20	20	20	20	20	5	27	27	27	27	27	27	19	19	19	19	19	19	19	19	19	27	27	22	66	66	66	66	66	
17	9	17	27	27	27	27	27	27	27	27	5	19	19	19	19	19	19	27	27	27	27	27	27	27	27	19	22	66	11	11	11	11	11	11	
27	10	27	19	19	19	19	19	19	19	19	19	5	5	5	66	66	22	22	66	66	66	66	66	66	66	66	66	11	3	3	3	3	3	3	
66	11	66	17	66	66	66	66	66	66	66	66	66	66	66	66	66	5	22	66	66	22	22	22	22	22	22	11	3	2	2	2	2	2	2	
19	12	19	48	17	17	3	3	3	94	94	3	22	22	22	22	22	22	5	3	3	3	3	3	3	3	11	11	3	2	4	4	4	4	4	
48	13	48	66	3	3	17	94	94	3	3	94	3	3	3	3	3	3	5	5	5	5	5	5	11	11	3	3	16	16	16	16	16	16	16	
22	14	22	3	94	94	94	17	22	22	22	17	11	11	11	11	11	11	11	11	11	11	11	11	16	16	16	2	4	27	27	27	27	19	19	
3	15	3	94	22	22	22	22	17	17	17	17	11	2	2	2	2	2	16	16	16	16	2	2	2	2	4	27	19	19	19	19	19	27	27	
6	16	6	22	11	11	11	11	11	11	11	11	2	4	4	4	4	4	2	4	4	4	2	5	4	4	4	19	19	8	8	8	8	8	8	
94	17	94	11	2	2	2	2	2	2	2	2	4	16	16	16	16	16	16	4	2	2	4	4	4	5	5	8	8	8	8	8	8	8	8	
11	18	11	6	6	4	4	4	4	4	4	4	16	6	6	6	6	6	6	6	6	6	6	6	8	8	8	6	6	6	5	5	5	5	5	
2	19	2	2	4	6	6	6	6	6	6	16	6	8	8	8	8	8	8	8	8	8	8	8	8	8	6	6	6	5	5	5	5	5	5	
4	20	4	4	16	16	16	16	16	16	16	16	6	8	8	8	8	8	8	8	8	8	8	8	8	8	8	8	8	8	8	8	8	8	8	8
16	21	16	16	8	8	8	8	8	8	8	8	8	48	48	48	48	48	48	48	48	48	48	48	48	48	48	48	48	48	48	48	48	48	48	48
8	22	8	8	48	48	48	48	48	48	48	48	48	48	48	48	48	48	48	48	48	48	48	48	48	48	48	48	48	48	48	48	48	48	48	48

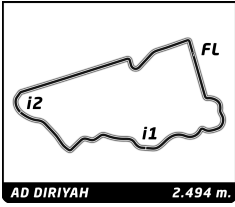


ABB FIA Formula E Championship

Round 1 - Ad Diriyah ePrix

Race

Lap Chart

Official Timekeeper 

LAP

Nr	Pos	2	3
28	1	28	28
7	2	25	25
23	3	64	64
5	4	20	20
25	5	36	36
64	6	23	23
36	7	22	22
20	8	66	66
17	9	11	11
27	10	3	3
66	11	2	2
19	12	4	4
48	13	16	16
22	14	19	19
3	15	8	8
6	16	6	6
94	17	5	5
11	18	27	27
2	19	48	
4	20		
16	21		
8	22		

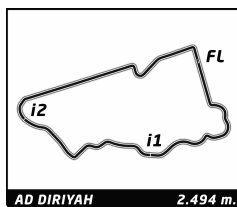


ABB FIA Formula E Championship

Round 1 - Ad Diriyah ePrix

Race

Best Sector Times

Official Timekeeper

SECTOR 1			SECTOR 2		SECTOR 3					
Pos	Driver	Time	Driver	Time	Driver	Time	Pos	Driver	Ideal Lap	Best Lap
1	25 J.VERGNE	23.242	25 J.VERGNE	20.167	36 A.LOTTERER	28.971	1	25 J.VERGNE	1:12.435	1:12.750 (2)
2	36 A.LOTTERER	23.371	36 A.LOTTERER	20.249	25 J.VERGNE	29.026	2	36 A.LOTTERER	1:12.591	1:12.591 (1)
3	19 F.MASSA	23.517	28 A.DA COSTA	20.394	3 N.PIQUET	29.185	3	8 T.DILLMANN	1:13.205	1:13.205 (3)
4	8 T.DILLMANN	23.519	8 T.DILLMANN	20.464	4 R.FRIJNS	29.197	4	28 A.DA COSTA	1:13.252	1:13.265 (4)
5	27 A.SIMS	23.523	20 M.EVANS	20.469	8 T.DILLMANN	29.222	5	23 S.BUEMI	1:13.390	1:13.397 (5)
6	23 S.BUEMI	23.537	23 S.BUEMI	20.482	27 A.SIMS	29.231	6	20 M.EVANS	1:13.427	1:13.427 (6)
7	22 O.ROWLAND	23.542	64 J.D'AMBROSIO	20.571	11 L.DI GRASSI	29.257	7	27 A.SIMS	1:13.458	1:13.604 (7)
8	64 J.D'AMBROSIO	23.549	22 O.ROWLAND	20.602	28 A.DA COSTA	29.271	8	19 F.MASSA	1:13.665	1:13.950 (11)
9	20 M.EVANS	23.566	66 D.ABT	20.640	2 S.BIRD	29.315	9	4 R.FRIJNS	1:13.683	1:13.735 (8)
10	28 A.DA COSTA	23.587	19 F.MASSA	20.656	23 S.BUEMI	29.371	10	64 J.D'AMBROSIO	1:13.685	1:13.830 (9)
11	6 M.GÜNTHER	23.653	2 S.BIRD	20.664	20 M.EVANS	29.392	11	2 S.BIRD	1:13.789	1:14.307 (16)
12	48 E.MORTARA	23.677	11 L.DI GRASSI	20.699	66 D.ABT	29.448	12	11 L.DI GRASSI	1:13.863	1:13.914 (10)
13	7 J.LOPEZ	23.713	27 A.SIMS	20.704	19 F.MASSA	29.492	13	3 N.PIQUET	1:13.960	1:14.803 (19)
14	16 O.TURVEY	23.756	7 J.LOPEZ	20.716	16 O.TURVEY	29.548	14	22 O.ROWLAND	1:13.967	1:14.026 (13)
15	4 R.FRIJNS	23.758	4 R.FRIJNS	20.728	64 J.D'AMBROSIO	29.565	15	66 D.ABT	1:14.001	1:14.301 (14)
16	2 S.BIRD	23.810	16 O.TURVEY	20.751	6 M.GÜNTHER	29.580	16	6 M.GÜNTHER	1:14.018	1:14.018 (12)
17	11 L.DI GRASSI	23.907	48 E.MORTARA	20.775	48 E.MORTARA	29.581	17	48 E.MORTARA	1:14.033	1:14.547 (18)
18	66 D.ABT	23.913	6 M.GÜNTHER	20.785	7 J.LOPEZ	29.739	18	16 O.TURVEY	1:14.055	1:14.343 (17)
19	3 N.PIQUET	23.976	3 N.PIQUET	20.799	5 S.VANDOORNE	29.767	19	7 J.LOPEZ	1:14.168	1:14.306 (15)
20	5 S.VANDOORNE	24.066	5 S.VANDOORNE	20.879	22 O.ROWLAND	29.823	20	5 S.VANDOORNE	1:14.712	1:14.850 (20)
21	94 F.ROSENQVIST	24.240	94 F.ROSENQVIST	21.180	94 F.ROSENQVIST	30.256	21	94 F.ROSENQVIST	1:15.676	1:16.113 (21)
22	17 G.PAFFETT	24.565	17 G.PAFFETT	21.549	17 G.PAFFETT	30.422	22	17 G.PAFFETT	1:16.536	1:16.654 (22)



FIA FORMULA E
CHAMPIONSHIP
2018-19

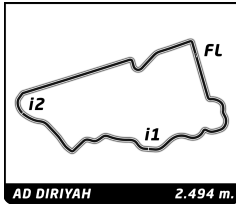


ABB FIA Formula E Championship

Round 1 - Ad Diriyah ePrix

Race

Fastest Lap Sequence

Official Timekeeper TAG Heuer

Practice Time	Driver	Team	Car	Time	Kph	Lap
1:45.233	28 Antonio Felix DA COSTA	BMW i ANDRETTI MOTORSPORT	BMW iFE.18	1:21.107	110.7	1
3:04.366	28 Antonio Felix DA COSTA	BMW i ANDRETTI MOTORSPORT	BMW iFE.18	1:19.133	113.5	2
3:05.551	23 Sébastien BUEMI	Nissan e.dams	Nissan IM01	1:19.115	113.5	2
3:07.020	25 Jean-Eric VERGNE	DS TECHEETAH	DS E-TENSE FE19	1:19.092	113.5	2
3:08.667	36 André LOTTERER	DS TECHEETAH	DS E-TENSE FE19	1:18.552	114.3	2
4:22.731	28 Antonio Felix DA COSTA	BMW i ANDRETTI MOTORSPORT	BMW iFE.18	1:18.365	114.6	3
4:23.684	23 Sébastien BUEMI	Nissan e.dams	Nissan IM01	1:18.133	114.9	3
4:24.577	7 José Maria LOPEZ	GEOX DRAGON	Penske EV-3	1:18.054	115.0	3
4:24.936	25 Jean-Eric VERGNE	DS TECHEETAH	DS E-TENSE FE19	1:17.916	115.2	3
5:40.059	28 Antonio Felix DA COSTA	BMW i ANDRETTI MOTORSPORT	BMW iFE.18	1:17.328	116.1	4
5:40.900	23 Sébastien BUEMI	Nissan e.dams	Nissan IM01	1:17.216	116.3	4
5:43.849	36 André LOTTERER	DS TECHEETAH	DS E-TENSE FE19	1:16.197	117.8	4
9:29.426	28 Antonio Felix DA COSTA	BMW i ANDRETTI MOTORSPORT	BMW iFE.18	1:16.029	118.1	7
9:32.413	25 Jean-Eric VERGNE	DS TECHEETAH	DS E-TENSE FE19	1:15.989	118.2	7
10:47.774	25 Jean-Eric VERGNE	DS TECHEETAH	DS E-TENSE FE19	1:15.361	119.1	8
12:06.481	7 José Maria LOPEZ	GEOX DRAGON	Penske EV-3	1:15.271	119.3	9
13:20.739	36 André LOTTERER	DS TECHEETAH	DS E-TENSE FE19	1:15.056	119.6	10
17:06.093	25 Jean-Eric VERGNE	DS TECHEETAH	DS E-TENSE FE19	1:14.550	120.4	13
17:07.644	36 André LOTTERER	DS TECHEETAH	DS E-TENSE FE19	1:14.538	120.5	13
21:06.847	19 Felipe MASSA	Venturi Formula E Team	Venturi VFE05	1:14.264	120.9	16
23:20.598	25 Jean-Eric VERGNE	DS TECHEETAH	DS E-TENSE FE19	1:14.073	121.2	18
24:34.658	25 Jean-Eric VERGNE	DS TECHEETAH	DS E-TENSE FE19	1:14.060	121.2	19
25:48.494	25 Jean-Eric VERGNE	DS TECHEETAH	DS E-TENSE FE19	1:13.836	121.6	20
28:37.811	27 Alexander SIMS	BMW i ANDRETTI MOTORSPORT	BMW iFE.18	1:13.604	122.0	22
32:18.590	25 Jean-Eric VERGNE	DS TECHEETAH	DS E-TENSE FE19	1:12.812	123.3	25
45:16.374	25 Jean-Eric VERGNE	DS TECHEETAH	DS E-TENSE FE19	1:12.750	123.4	32
45:21.215	36 André LOTTERER	DS TECHEETAH	DS E-TENSE FE19	1:12.591	123.7	32



FIA FORMULA E CHAMPIONSHIP 2018-19

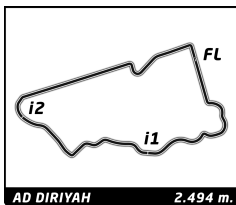


ABB FIA Formula E Championship Round 1 - Ad Diriyah ePrix Race

Analysis by lap

Official Timekeeper TAGHeuer

Lapped

Table with columns: Nr, Lap Time, Gap for Laps 0 through 11. Includes driver numbers and lap times.

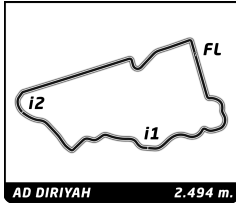


ABB FIA Formula E Championship

Round 1 - Ad Diriyah ePrix

Race

Analysis by lap

Official Timekeeper 

 Lapped

Nr	Lap Time	Gap	Nr	Lap Time	Gap	Nr	Lap Time	Gap	Nr	Lap Time	Gap	Nr	Lap Time	Gap	
11	1:14.749	27.755	64	2:04.363	2.355	8	1:40.586	12.371	11	1:14.832	10.808				
3	1:15.694	30.250	25	2:27.002	28.472	6	1:40.032	12.867	3	1:14.913	11.271				
16	1:16.145	31.208	23	2:26.659	28.941	48	1:39.393	1 Lap	2	1:14.750	11.552				
2	1:14.849	31.356	20	2:32.478	37.501	5	1:38.907	13.999	4	1:14.476	12.025				
4	1:13.735	32.527	36	2:32.742	38.081				16	1:14.343	13.131				
19	1:24.638	34.176	22	2:33.519	50.775	Lap 30			19	1:14.510	13.691				
8	1:14.583	35.771	66	2:35.012	52.718	28	1:13.933		8	1:14.082	15.578				
6	1:15.760	37.739	11	2:43.357	1:02.289	25	1:14.559	2.109	6	1:14.018	16.520				
5	1:16.311	39.225	3	2:45.304	1:05.946	64	1:15.948	2.865	5	1:14.863	19.673				
48	1:15.566	1 Lap	2	2:45.530	1:06.478	20	1:15.709	5.291	27	1:22.525	23.107				
Lap 25			4	2:45.426	1:07.282	23	1:16.742	5.807	48	1:20.113	1 Lap				
28	1:14.845		16	2:47.043	1:09.320	36	1:16.116	5.989	Lap 33						
64	1:16.915	8.699	27	2:47.525	1:10.274	22	1:15.497	6.681	28	1:14.510					
23	1:15.423	11.240	19	2:48.202	1:11.869	66	1:15.362	6.927	25	1:13.465	0.462				
25	1:12.812	12.222	8	2:47.146	1:14.475	11	1:15.416	7.518	64	1:13.830	4.033				
7	1:20.541	13.037	6	2:50.219	1:20.423	3	1:15.361	7.939	20	1:14.046	5.383				
20	1:14.537	15.151	48	2:54.912	1 Lap	2	1:15.383	8.427	36	1:13.741	5.579				
36	1:14.450	15.398	5	2:47.939	1:32.125	4	1:14.923	9.544	23	1:13.977	6.625				
22	1:16.137	27.528	Lap 28			16	1:14.387	11.044	22	1:14.026	9.105				
66	1:16.113	27.755	28	4:14.516		19	1:14.199	11.952	66	1:14.422	9.819				
11	1:17.117	30.027	64	4:13.169	1.008	27	1:16.139	13.183	11	1:14.638	10.936				
3	1:15.331	30.736	25	3:49.266	3.222	8	1:15.151	13.589	3	1:14.803	11.564				
2	1:15.283	31.794	23	3:49.902	4.327	6	1:15.466	14.400	2	1:14.705	11.747				
16	1:15.839	32.202	20	3:42.842	5.827	48	1:16.106	1 Lap	4	1:14.674	12.189				
4	1:14.920	32.602	36	3:43.011	6.576	5	1:16.223	16.289	16	1:14.483	13.104				
27	1:23.860	33.205	22	3:32.181	8.440	Lap 31			19	1:14.429	13.610				
19	1:14.860	34.191	66	3:31.364	9.566	28	1:13.265		8	1:13.205	14.273				
8	1:14.712	35.638	11	3:23.056	10.829	25	1:13.369	2.213	6	1:14.151	16.161				
6	1:15.520	38.414	3	3:21.070	12.500	64	1:14.512	4.112	5	1:14.850	20.013				
5	1:15.748	40.128	2	3:21.094	13.056	20	1:13.850	5.876	48	1:20.494	1 Lap				
48	1:15.553	1 Lap	4	3:21.197	13.963	36	1:14.489	7.213	27	1:39.115	47.712				
Lap 26			16	3:20.865	15.669	23	1:15.164	7.706							
28	1:15.972		27	3:20.803	16.561	22	1:15.359	8.775							
64	1:14.766	7.493	19	3:20.902	18.255	66	1:15.400	9.062							
25	1:14.721	10.971	8	3:19.682	19.641	11	1:15.179	9.432							
23	1:16.515	11.783	6	3:14.784	20.691	3	1:15.140	9.814							
20	1:15.345	14.524	48	3:08.010	1 Lap	2	1:15.096	10.258							
36	1:15.414	14.840	5	3:05.339	22.948	4	1:14.726	11.005							
22	1:15.201	26.757	Lap 29			16	1:14.465	12.244							
66	1:15.424	27.207	28	1:47.856		19	1:13.950	12.637							
11	1:14.378	28.433	64	1:47.698	0.850	27	1:14.120	14.038							
3	1:15.379	30.143	25	1:46.117	1.483	8	1:14.628	14.952							
2	1:14.627	30.449	23	1:46.527	2.998	6	1:14.823	15.958							
4	1:14.727	31.357	20	1:45.544	3.515	5	1:15.242	18.266							
16	1:15.548	31.778	36	1:45.086	3.806	48	1:19.523	1 Lap							
27	1:15.017	32.250	22	1:44.533	5.117	Lap 32									
19	1:14.949	33.168	66	1:43.788	5.498	28	1:13.456								
8	1:17.164	36.830	11	1:43.062	6.035	25	1:12.750	1.507							
6	1:17.263	39.705	3	1:41.867	6.511	64	1:14.057	4.713							
48	1:18.494	1 Lap	2	1:41.777	6.977	20	1:13.427	5.847							
5	1:29.531	53.687	4	1:42.447	8.554	36	1:12.591	6.348							
Lap 27			16	1:42.777	10.590	23	1:13.488	7.738							
28	2:09.501		27	1:42.272	10.977	22	1:14.270	9.589							
			19	1:41.287	11.686	66	1:14.301	9.907							

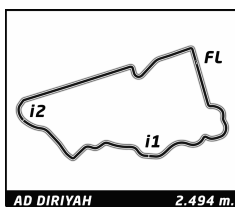


ABB FIA Formula E Championship

Round 1 - Ad Diriyah ePrix

Race

Analysis

Official Timekeeper TAG Heuer

■ 250KW
 ■ 225KW
 ■ Personal Best
 ■ Session Best
 ■ B Crossing the finish line in pit lane

Lap	Time	Sector 1	Sector 2	Sector 3	Kph	Elapsed	Lap	Time	Sector 1	Sector 2	Sector 3	Kph	Elapsed							
12	1:16.465	24.438	21.697	30.330	117.4	16:17.149	33	1:14.638	23.907	21.044	29.687	120.3	46:40.313							
13	1:15.967	24.114	21.463	30.390	118.2	17:33.116	16 Oliver TURVEY GBR													
14	1:15.563	24.372	21.289	29.902	118.8	18:48.679	NIO Formula E Team NIO Sport 004													
15	1:15.182	23.912	21.288	29.982	119.4	20:03.861	0	32.174				66.6	32.174							
16	1:15.620	24.199	21.374	30.047	118.7	21:19.481	1	1:25.676	28.956	24.016	32.704	104.8	1:57.850							
17	1:18.186	24.601	21.613	31.972	114.8	22:37.667	2	1:20.543	25.866	22.559	32.118	111.5	3:18.393							
18	1:15.316	24.184	21.247	29.885	119.2	23:52.983	3	1:18.955	25.501	22.309	31.145	113.7	4:37.348							
19	1:15.372	24.351	21.064	29.957	119.1	25:08.355	4	1:18.700	25.428	22.186	31.086	114.1	5:56.048							
20	1:16.308	24.746	21.385	30.177	117.7	26:24.663	5	1:18.540	25.179	22.177	31.184	114.3	7:14.588							
21	1:15.810	23.934	21.125	30.751	118.4	27:40.473	6	1:18.808	24.698	21.838	32.272	113.9	8:33.396							
22	1:16.427	24.657	21.329	30.441	117.5	28:56.900	7	1:16.131	24.510	21.372	30.249	117.9	9:49.527							
23	1:15.811	24.159	21.645	30.007	118.4	30:12.711	8	1:16.653	24.479	21.549	30.625	117.1	11:06.180							
24	1:14.583	23.783	21.043	29.757	120.4	31:27.294	9	1:16.954	24.755	21.545	30.654	116.7	12:23.134							
25	1:14.712	23.894	21.127	29.691	120.2	32:42.006	10	1:17.724	24.485	22.331	30.908	115.5	13:40.858							
26	1:17.164	24.432	21.266	31.466	116.4	33:59.170	11	1:17.137	24.701	22.075	30.361	116.4	14:57.995							
27	2:47.146	54.442	48.680	1:04.024	53.7	36:46.316	12	1:16.591	24.460	21.888	30.243	117.2	16:14.586							
28	3:19.682	44.897	1:03.024	1:31.761	45.0	40:05.998	13	1:15.648	24.313	21.255	30.080	118.7	17:30.234							
29	1:40.586	33.095	31.405	36.086	89.3	41:46.584	14	1:15.646	24.376	21.257	30.013	118.7	18:45.880							
30	1:15.151	24.229	20.925	29.997	119.5	43:01.735	15	1:15.569	24.283	21.298	29.988	118.8	20:01.449							
31	1:14.628	24.228	20.915	29.485	120.3	44:16.363	16	1:15.711	24.109	21.235	30.367	118.6	21:17.160							
32	1:14.082	23.859	20.655	29.568	121.2	45:30.445	17	1:15.398	24.107	21.078	30.213	119.1	22:32.558							
33	1:13.205	23.519	20.464	29.222	122.6	46:43.650	18	1:16.032	24.224	21.434	30.374	118.1	23:48.590							
11 Lucas DI GRASSI BRA							17 Gary PAFFETT GBR													
Audi Sport Abt Schaeffler Formula E Te Audi e-tron FE05							HWA RACELAB Venturi VFE05													
0	30.717				69.7	30.717	0	28.574				75.0	28.574							
1	1:24.574	28.585	23.719	32.270	106.2	1:55.291	1	1:24.885	28.062	23.662	33.161	105.8	1:53.459							
2	1:20.296	26.005	22.667	31.624	111.8	3:15.587	2	1:20.488	26.028	22.902	31.558	111.5	3:13.947							
3	1:19.497	25.327	22.757	31.413	112.9	4:35.084	3	1:19.828	25.443	22.441	31.944	112.5	4:33.775							
4	1:18.586	25.255	22.201	31.130	114.2	5:53.670	4	1:19.137	25.178	22.199	31.760	113.5	5:52.912							
5	1:18.130	25.032	21.923	31.175	114.9	7:11.800	5	1:18.592	24.802	22.247	31.543	114.2	7:11.504							
6	1:17.302	24.853	21.798	30.651	116.1	8:29.102	6	1:17.278	24.763	21.837	30.678	116.2	8:28.782							
7	1:16.737	24.679	21.605	30.453	117.0	9:45.839	7	1:16.654	24.565	21.667	30.422	117.1	9:45.436							
8	1:17.115	24.742	21.655	30.718	116.4	11:02.954	8	1:17.261	24.891	21.549	30.821	116.2	11:02.697							
9	1:17.171	24.875	21.756	30.540	116.3	12:20.125	9	1:16.782	24.624	21.567	30.591	116.9	12:19.479							
10	1:17.723	24.633	22.674	30.416	115.5	13:37.848	19 Felipe MASSA BRA													
11	1:17.421	24.626	22.353	30.442	116.0	14:55.269	Venturi Formula E Team Venturi VFE05													
12	1:16.732	24.712	21.758	30.262	117.0	16:12.001	0	28.431				75.3	28.431							
13	1:15.737	24.343	21.421	29.973	118.5	17:27.738	1	1:24.021	27.307	23.437	33.277	106.9	1:52.452							
14	1:15.489	24.275	21.415	29.799	118.9	18:43.227	2	1:19.342	25.812	22.379	31.151	113.2	3:11.794							
15	1:15.808	24.200	21.519	30.089	118.4	19:59.035														
16	1:16.635	24.344	21.549	30.742	117.2	21:15.670														
17	1:16.329	24.452	21.532	30.345	117.6	22:31.999														
18	1:16.055	24.405	21.455	30.195	118.1	23:48.054														
19	1:15.724	24.183	21.447	30.094	118.6	25:03.778														
20	1:15.405	24.386	21.136	29.883	119.1	26:19.183														
21	1:17.149	24.130	21.145	31.874	116.4	27:36.332														
22	1:13.914	23.915	20.699	29.300	121.5	28:50.246														
23	1:14.283	24.068	20.958	29.257	120.9	30:04.529														
24	1:14.749	24.084	20.816	29.849	120.1	31:19.278														
25	1:17.117	24.500	21.214	31.403	116.4	32:36.395														
26	1:14.378	23.963	20.900	29.515	120.7	33:50.773														
27	2:43.357	43.788	48.439	1:11.130	55.0	36:34.130														
28	3:23.056	33.746	1:16.226	1:33.084	44.2	39:57.186														
29	1:43.062	35.281	32.376	35.405	87.1	41:40.248														
30	1:15.416	24.868	20.967	29.581	119.1	42:55.664														
31	1:15.179	24.609	20.910	29.660	119.4	44:10.843														
32	1:14.832	24.311	20.764	29.757	120.0	45:25.675														



FIA FORMULA E
CHAMPIONSHIP
2018-19

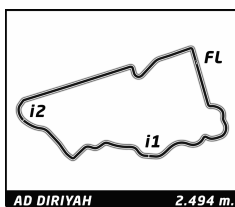


ABB FIA Formula E Championship

Round 1 - Ad Diriyah ePrix

Race

Analysis

Official Timekeeper TAG Heuer

■ 250KW ■ 225KW ■ Personal Best ■ Session Best ■ Crossing the finish line in pit lane

Lap	Time	Sector 1	Sector 2	Sector 3	Kph	Elapsed	Lap	Time	Sector 1	Sector 2	Sector 3	Kph	Elapsed
3	1:18.558	25.147	22.240	31.171	114.3	4:30.352	24	1:15.355	24.261	21.222	29.872	119.1	31:06.982
4	1:18.231	25.232	22.233	30.766	114.8	5:48.583	25	1:14.537	23.756	20.821	29.960	120.5	32:21.519
5	1:17.302	24.703	21.999	30.600	116.1	7:05.885	26	1:15.345	24.154	21.322	29.869	119.2	33:36.864
6	1:17.679	24.929	21.922	30.828	115.6	8:23.564	27	2:32.478	32.614	48.294	1:11.570	58.9	36:09.342
7	1:16.549	24.516	21.713	30.320	117.3	9:40.113	28	3:42.842	53.133	1:16.094	1:33.615	40.3	39:52.184
8	1:16.753	24.616	21.765	30.372	117.0	10:56.866	29	1:45.544	36.384	33.396	35.764	85.1	41:37.728
9	1:16.905	24.289	21.575	31.041	116.7	12:13.771	30	1:15.709	24.084	21.014	30.611	118.6	42:53.437
10	1:16.953	24.781	21.687	30.485	116.7	13:30.724	31	1:13.850	23.675	20.631	29.544	121.6	44:07.287
11	1:17.538	24.599	22.495	30.444	115.8	14:48.262	32	1:13.427	23.566	20.469	29.392	122.3	45:20.714
12	1:16.641	24.450	21.926	30.265	117.1	16:04.903	33	1:14.046	23.580	20.570	29.896	121.3	46:34.760
13	1:15.732	24.033	21.497	30.202	118.6	17:20.635							
14	1:15.441	24.222	21.328	29.891	119.0	18:36.076							
15	1:16.507	24.021	21.230	31.256	117.4	19:52.583							
16	1:14.264	23.690	21.082	29.492	120.9	21:06.847							
17	1:14.393	23.840	20.961	29.592	120.7	22:21.240							
18	1:15.057	23.998	21.321	29.738	119.6	23:36.297							
19	1:15.402	24.127	21.278	29.997	119.1	24:51.699							
20	1:14.801	24.008	21.085	29.708	120.0	26:06.500							
21	1:15.359	24.032	21.028	30.299	119.1	27:21.859							
22	1:14.969	23.872	20.993	30.104	119.8	28:36.828							
23	1:24.233	24.044	21.110	39.079	106.6	30:01.061							
24	1:24.638	34.052	20.991	29.595	106.1	31:25.699							
25	1:14.860	23.986	21.201	29.673	119.9	32:40.559							
26	1:14.949	23.699	21.268	29.982	119.8	33:55.508							
27	2:48.202	50.929	48.745	1:08.528	53.4	36:43.710							
28	3:20.902	35.442	1:13.413	1:32.047	44.7	40:04.612							
29	1:41.287	33.391	31.527	36.369	88.6	41:45.899							
30	1:14.199	24.028	20.670	29.501	121.0	43:00.098							
31	1:13.950	23.517	20.656	29.777	121.4	44:14.048							
32	1:14.510	23.862	20.796	29.852	120.5	45:28.558							
33	1:14.429	23.702	20.933	29.794	120.6	46:42.987							

20 Mitch EVANS		NZL	
Panasonic Jaguar Racing		Jaguar I-Type III	
0	27.435		78.1
1	1:23.839	27.259	33.115
2	1:19.601	25.790	31.369
3	1:18.395	25.238	31.446
4	1:18.258	25.599	30.801
5	1:17.601	24.933	30.934
6	1:17.025	24.895	30.570
7	1:16.917	24.896	30.423
8	1:16.485	24.663	30.270
9	1:16.829	24.494	30.896
10	1:16.249	24.431	30.633
11	1:16.442	24.371	30.251
12	1:16.525	24.664	30.089
13	1:17.596	24.493	31.837
14	1:15.298	24.308	29.694
15	1:14.963	24.123	29.459
16	1:14.826	24.114	29.657
17	1:15.620	24.174	30.125
18	1:15.504	24.060	30.231
19	1:15.131	24.064	29.937
20	1:14.906	24.047	29.849
21	1:15.076	24.207	29.890
22	1:15.495	24.315	30.298
23	1:15.611	24.225	30.252

22 Oliver ROWLAND		GBR	
Nissan e.dams		Nissan IM01	
0	30.623		69.9
1	1:24.336	28.361	32.157
2	1:20.380	25.898	31.728
3	1:19.475	25.169	31.399
4	1:18.597	25.084	31.252
5	1:17.743	24.693	30.983
6	1:16.973	24.553	30.591
7	1:16.315	24.355	30.336
8	1:16.817	24.900	30.201
9	1:17.276	24.564	30.913
10	1:16.178	24.466	30.223
11	1:17.322	24.377	30.534
12	1:18.005	24.603	31.467
13	1:15.148	23.875	30.038
14	1:15.334	24.105	29.961
15	1:15.521	24.202	30.291
16	1:16.613	24.447	30.904
17	1:16.555	24.377	30.981
18	1:16.313	24.285	30.943
19	1:15.401	24.031	30.282
20	1:15.517	24.061	30.243
21	1:16.553	23.965	31.460
22	1:14.942	23.861	30.167
23	1:14.743	23.695	30.203
24	1:15.079	23.855	30.348
25	1:16.137	24.436	30.443
26	1:15.201	24.108	30.215
27	2:33.519	41.611	1:03.382
28	3:32.181	42.938	1:16.011
29	1:44.533	36.117	32.404
30	1:15.497	24.208	30.950
31	1:15.359	24.410	30.699
32	1:14.270	23.818	29.823
33	1:14.026	23.542	29.882

23 Sébastien BUEMI		CHE	
Nissan e.dams		Nissan IM01	
0	24.800		86.4
1	1:21.636	26.345	32.262
2	1:19.115	25.465	31.206
3	1:18.133	25.058	31.088
4	1:17.216	24.889	30.594
5	1:16.924	24.755	30.593
6	1:16.764	24.638	30.474

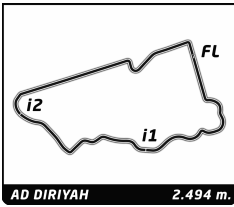


ABB FIA Formula E Championship

Round 1 - Ad Diriyah ePrix

Race

Analysis

Official Timekeeper

■ 250KW ■ 225KW ■ Personal Best ■ Session Best ■ Crossing the finish line in pit lane

Lap	Time	Sector 1	Sector 2	Sector 3	Kph	Elapsed	Lap	Time	Sector 1	Sector 2	Sector 3	Kph	Elapsed
7	1:16.403	24.427	21.544	30.432	117.5	9:30.991	28	3:49.266	48.246	1:27.451	1:33.569	39.2	39:49.579
8	1:16.429	24.419	21.594	30.416	117.5	10:47.420	29	1:46.117	36.962	34.182	34.973	84.6	41:35.696
9	1:16.701	24.489	21.422	30.790	117.1	12:04.121	30	1:14.559	24.120	21.311	29.128	120.4	42:50.255
10	1:16.053	24.218	21.340	30.495	118.1	13:20.174	31	1:13.369	23.242	20.167	29.960	122.4	44:03.624
11	1:16.720	24.378	22.113	30.229	117.0	14:36.894	32	1:12.750	23.361	20.306	29.083	123.4	45:16.374
12	1:16.714	24.215	21.564	30.935	117.0	15:53.608	33	1:13.465	23.381	20.536	29.548	122.2	46:29.839
13	1:15.511	24.367	21.062	30.082	118.9	17:09.119	27 Alexander SIMS GBR						
14	1:15.457	24.071	21.175	30.211	119.0	18:24.576	BMW i ANDRETTI MOTORSPORT BMW iFE.18						
15	1:15.207	24.006	21.057	30.144	119.4	19:39.783	0	27.828				77.0	27.828
16	1:14.923	23.931	21.010	29.982	119.8	20:54.706	1	1:24.030	27.300	23.352	33.378	106.8	1:51.858
17	1:14.864	23.974	20.834	30.056	119.9	22:09.570	2	1:19.470	25.514	22.586	31.370	113.0	3:11.328
18	1:15.240	24.214	21.043	29.983	119.3	23:24.810	3	1:18.272	25.086	21.841	31.345	114.7	4:29.600
19	1:15.975	24.285	21.205	30.485	118.2	24:40.785	4	1:18.563	25.611	21.951	31.001	114.3	5:48.163
20	1:15.845	24.304	21.143	30.398	118.4	25:56.630	5	1:17.232	24.741	21.765	30.726	116.3	7:05.395
21	1:16.997	24.151	20.962	31.884	116.6	27:13.627	6	1:17.231	25.203	21.640	30.388	116.3	8:22.626
22	1:15.790	24.447	21.375	29.968	118.5	28:29.417	7	1:17.058	24.982	21.536	30.540	116.5	9:39.684
23	1:17.296	24.048	21.089	32.159	116.2	29:46.713	8	1:16.460	24.563	21.547	30.350	117.4	10:56.144
24	1:15.472	24.006	21.107	30.359	119.0	31:02.185	9	1:17.097	24.404	21.524	31.169	116.5	12:13.241
25	1:15.423	24.044	20.958	30.421	119.0	32:17.608	10	1:16.638	24.873	21.563	30.202	117.2	13:29.879
26	1:16.515	24.120	21.340	31.055	117.3	33:34.123	11	1:16.958	24.337	22.303	30.318	116.7	14:46.837
27	2:26.659	26.985	48.575	1:11.099	61.2	36:00.782	12	1:16.759	24.610	22.302	29.847	117.0	16:03.596
28	3:49.902	49.036	1:27.351	1:33.515	39.1	39:50.684	13	1:16.143	24.147	21.229	30.767	117.9	17:19.739
29	1:46.527	36.889	33.990	35.648	84.3	41:37.211	14	1:15.610	24.314	21.333	29.963	118.7	18:35.349
30	1:16.742	24.098	21.025	31.619	117.0	42:53.953	15	1:15.080	23.989	21.238	29.853	119.6	19:50.429
31	1:15.164	24.134	20.769	30.261	119.5	44:09.117	16	1:17.377	24.116	21.337	31.924	116.0	21:07.806
32	1:13.488	23.587	20.530	29.371	122.2	45:22.605	17	1:15.621	24.183	21.434	30.004	118.7	22:23.427
33	1:13.397	23.537	20.482	29.378	122.3	46:36.002	18	1:14.827	23.926	21.220	29.681	120.0	23:38.254
25 Jean-Eric VERGNE FRA							28 Antonio Felix DA COSTA PRT						
DS TECHEETAH						DS E-TENSE FE19	BMW i ANDRETTI MOTORSPORT						BMW iFE.18
0	26.091				82.1	26.091	0	24.126				88.8	24.126
1	1:21.837	26.595	23.004	32.238	109.7	1:47.928	1	1:21.107	26.072	22.833	32.202	110.7	1:45.233
2	1:19.092	25.814	22.310	30.968	113.5	3:07.020	2	1:19.133	25.594	22.068	31.471	113.5	3:04.366
3	1:17.916	25.094	21.953	30.869	115.2	4:24.936	3	1:18.365	25.310	21.510	31.545	114.6	4:22.731
4	1:17.773	25.089	21.704	30.980	115.4	5:42.709	4	1:17.328	25.152	21.527	30.649	116.1	5:40.059
5	1:16.869	24.812	21.609	30.448	116.8	6:59.578	5	1:17.026	24.736	21.319	30.971	116.6	6:57.085
6	1:16.846	24.962	21.658	30.226	116.8	8:16.424	6	1:16.312	24.573	21.391	30.348	117.7	8:13.397
7	1:15.989	24.464	21.546	29.979	118.2	9:32.413	7	1:16.029	24.471	21.232	30.326	118.1	9:29.426
8	1:15.361	24.205	21.213	29.943	119.1	10:47.774	8	1:16.358	24.388	21.462	30.508	117.6	10:45.784
9	1:15.745	24.485	21.447	29.813	118.5	12:03.519	9	1:16.222	24.555	21.467	30.200	117.8	12:02.006
10	1:16.122	24.004	21.283	30.835	117.9	13:19.641	10	1:15.522	24.173	21.186	30.163	118.9	13:17.528
11	1:16.374	24.181	22.156	30.037	117.6	14:36.015							
12	1:15.528	24.204	21.345	29.979	118.9	15:51.543							
13	1:14.550	23.974	20.927	29.649	120.4	17:06.093							
14	1:15.602	24.154	21.101	30.347	118.8	18:21.695							
15	1:15.402	24.646	21.021	29.735	119.1	19:37.097							
16	1:14.820	24.055	20.875	29.890	120.0	20:51.917							
17	1:14.608	24.027	21.053	29.528	120.3	22:06.525							
18	1:14.073	23.798	20.687	29.588	121.2	23:20.598							
19	1:14.060	23.701	20.865	29.494	121.2	24:34.658							
20	1:13.836	23.619	20.585	29.632	121.6	25:48.494							
21	1:14.045	23.790	20.772	29.483	121.3	27:02.539							
22	1:14.469	23.908	20.894	29.667	120.6	28:17.008							
23	1:24.158 B	23.764	20.919	39.475	106.7	29:41.166							
24	1:24.612	33.677	21.405	29.530	106.1	31:05.778							
25	1:12.812	23.405	20.381	29.026	123.3	32:18.590							
26	1:14.721	23.973	20.770	29.978	120.2	33:33.311							
27	2:27.002	27.377	48.543	1:11.082	61.1	36:00.313							



FIA FORMULA E
CHAMPIONSHIP
2018-19

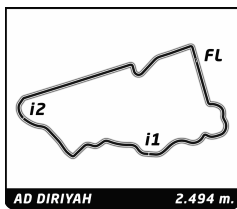


ABB FIA Formula E Championship

Round 1 - Ad Diriyah ePrix

Race

Analysis

Official Timekeeper TAG Heuer

250KW 225KW Personal Best Session Best B Crossing the finish line in pit lane

Lap	Time	Sector 1	Sector 2	Sector 3	Kph	Elapsed
11	1:16.585	24.272	21.855	30.458	117.2	14:34.113
12	1:16.602	24.629	21.815	30.158	117.2	15:50.715
13	1:15.063	24.034	20.996	30.033	119.6	17:05.778
14	1:16.210	23.993	21.211	31.006	117.8	18:21.988
15	1:16.080	24.688	21.365	30.027	118.0	19:38.068
16	1:14.716	23.965	20.976	29.775	120.2	20:52.784
17	1:14.453	23.906	20.911	29.636	120.6	22:07.237
18	1:14.610	23.849	20.866	29.895	120.3	23:21.847
19	1:14.410	23.669	21.012	29.729	120.7	24:36.257
20	1:14.488	23.838	20.844	29.806	120.5	25:50.745
21	1:14.378	23.739	20.829	29.810	120.7	27:05.123
22	1:15.896	23.929	21.135	30.832	118.3	28:21.019
23	1:15.782	24.600	21.125	30.057	118.5	29:36.801
24	1:14.722	23.931	20.886	29.905	120.2	30:51.523
25	1:14.845	23.786	21.017	30.042	120.0	32:06.368
26	1:15.972	23.724	20.972	31.276	118.2	33:22.340
27	2:09.501	23.800	34.912	1:10.789	69.3	35:31.841
28	4:14.516	1:09.411	1:32.333	1:32.772	35.3	39:46.357
29	1:47.856	37.731	34.267	35.858	83.2	41:34.213
30	1:13.933	23.942	20.720	29.271	121.4	42:48.146
31	1:13.265	23.587	20.394	29.284	122.5	44:01.411
32	1:13.456	23.645	20.474	29.337	122.2	45:14.867
33	1:14.510	24.000	20.821	29.689	120.5	46:29.377

Lap	Time	Sector 1	Sector 2	Sector 3	Kph	Elapsed
32	1:12.591	23.371	20.249	28.971	123.7	45:21.215
33	1:13.741	23.484	20.421	29.836	121.8	46:34.956

48 Edoardo MORTARA

Venturi Formula E Team

Lap	Time	Sector 1	Sector 2	Sector 3	Kph	Elapsed
0	28.956				74.0	28.956
1	2:12.961 B	1:02.076	25.662	45.223	67.5	2:41.917
2	2:01.635	1:05.467	23.738	32.430	73.8	4:43.552
3	1:18.334	25.157	21.982	31.195	114.6	6:01.886
4	1:17.879	24.968	21.597	31.314	115.3	7:19.765
5	1:17.305	24.621	21.585	31.099	116.1	8:37.070
6	1:16.042	24.233	21.333	30.476	118.1	9:53.112
7	1:16.664	24.348	21.505	30.811	117.1	11:09.776
8	1:16.635	24.394	21.617	30.624	117.2	12:26.411
9	1:17.949	24.863	22.312	30.774	115.2	13:44.360
10	1:16.713	24.399	22.000	30.314	117.0	15:01.073
11	1:16.521	24.409	21.625	30.487	117.3	16:17.594
12	1:18.925	24.334	22.133	32.458	113.8	17:36.519
13	1:14.547	24.033	20.933	29.581	120.4	18:51.066
14	1:14.803	23.998	20.947	29.858	120.0	20:05.869
15	1:15.298	24.076	20.995	30.227	119.2	21:21.167
16	1:17.966	24.531	21.164	32.271	115.2	22:39.133
17	1:16.304	24.406	21.380	30.518	117.7	23:55.437
18	1:15.721	24.052	21.365	30.304	118.6	25:11.158
19	1:15.795	24.219	21.167	30.409	118.5	26:26.953
20	1:17.216	24.044	22.597	30.575	116.3	27:44.169
21	1:15.786	24.261	21.316	30.209	118.5	28:59.955
22	1:15.803	24.270	21.302	30.231	118.4	30:15.758
23	1:15.566	24.086	21.420	30.060	118.8	31:31.324
24	1:15.553	24.098	21.447	30.008	118.8	32:46.877
25	1:18.494	24.450	21.527	32.517	114.4	34:05.371
26	2:54.912	54.562	48.948	1:11.402	51.3	37:00.283
27	3:08.010	41.710	55.937	1:30.363	47.8	40:08.293
28	1:39.393	33.497	30.436	35.460	90.3	41:47.686
29	1:16.106	24.554	21.448	30.104	118.0	43:03.792
30	1:19.523	23.677	20.775	35.071	112.9	44:23.315
31	1:20.113	26.576	22.425	31.112	112.1	45:43.428
32	1:20.494	25.741	22.481	32.272	111.5	47:03.922

64 Jérôme D'AMBROSIO

MAHINDRA RACING

Lap	Time	Sector 1	Sector 2	Sector 3	Kph	Elapsed
0	26.955				79.5	26.955
1	1:23.789	26.898	23.678	33.213	107.2	1:50.744
2	1:19.656	25.850	22.435	31.371	112.7	3:10.400
3	1:18.189	24.940	21.864	31.385	114.8	4:28.589
4	1:17.518	24.975	21.722	30.821	115.8	5:46.107
5	1:16.473	24.661	21.461	30.351	117.4	7:02.580
6	1:16.293	24.590	21.432	30.271	117.7	8:18.873
7	1:16.429	24.375	21.150	30.904	117.5	9:35.302
8	1:16.261	24.841	21.292	30.128	117.7	10:51.563
9	1:15.582	24.342	21.247	29.993	118.8	12:07.145
10	1:15.327	24.296	21.065	29.966	119.2	13:22.472
11	1:16.294	24.145	22.137	30.012	117.7	14:38.766
12	1:15.545	24.298	21.294	29.953	118.8	15:54.311
13	1:16.212	24.752	21.225	30.235	117.8	17:10.523
14	1:15.427	24.232	21.068	30.127	119.0	18:25.950
15	1:15.121	24.114	20.782	30.225	119.5	19:41.071

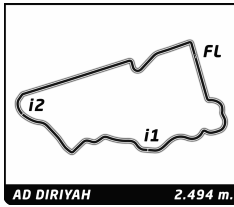


ABB FIA Formula E Championship

Round 1 - Ad Diriyah ePrix

Race

Analysis

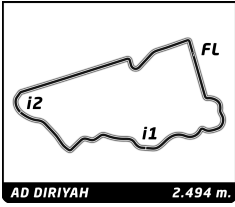
Official Timekeeper

■ 250KW ■ 225KW ■ Personal Best ■ Session Best ■ B Crossing the finish line in pit lane

Lap	Time	Sector 1	Sector 2	Sector 3	Kph	Elapsed	Lap	Time	Sector 1	Sector 2	Sector 3	Kph	Elapsed
16	1:15.188	24.232	21.070	29.886	119.4	20:56.259							
17	1:14.849	24.055	20.919	29.875	120.0	22:11.108							
18	1:14.916	24.153	20.830	29.933	119.8	23:26.024							
19	1:15.492	24.228	21.041	30.223	118.9	24:41.516							
20	1:16.241	24.306	21.079	30.856	117.8	25:57.757							
21	1:15.400	24.020	20.928	30.452	119.1	27:13.157							
22	1:14.733	24.031	20.879	29.823	120.1	28:27.890							
23	1:14.756	24.049	20.768	29.939	120.1	29:42.646							
24	1:15.506	24.101	20.967	30.438	118.9	30:58.152							
25	1:16.915	23.988	20.981	31.946	116.7	32:15.067							
26	1:14.766	23.892	20.816	30.058	120.1	33:29.833							
27	2:04.363	24.138	42.856	57.369	72.2	35:34.196							
28	4:13.169	1:08.456	1:32.327	1:32.386	35.5	39:47.365							
29	1:47.698	37.628	34.417	35.653	83.4	41:35.063							
30	1:15.948	24.466	21.293	30.189	118.2	42:51.011							
31	1:14.512	23.781	20.913	29.818	120.5	44:05.523							
32	1:14.057	23.873	20.571	29.613	121.2	45:19.580							
33	1:13.830	23.549	20.716	29.565	121.6	46:33.410							

94	Felix ROSENQVIST						SWE
	MAHINDRA RACING						Mahindra M5Electro
	0	30.402				70.5	30.402
	1	1:23.818	27.548	23.870	32.400	107.1	1:54.220
	2	1:20.417	25.954	22.824	31.639	111.6	3:14.637
	3	1:19.560	25.427	22.693	31.440	112.9	4:34.197
	4	1:18.128	25.100	22.193	30.835	114.9	5:52.325
	5	1:17.096	24.571	21.751	30.774	116.5	7:09.421
	6	1:17.363	24.546	21.918	30.899	116.1	8:26.784
7	1:16.113	24.463	21.394	30.256	118.0	9:42.897	
8	1:18.175	24.240	21.180	32.755	114.9	11:01.072	

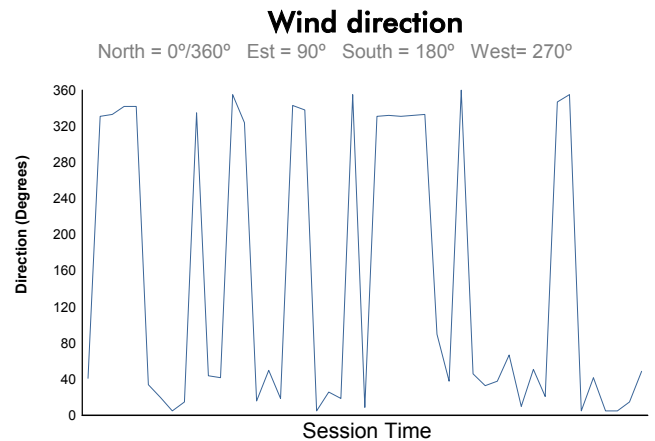
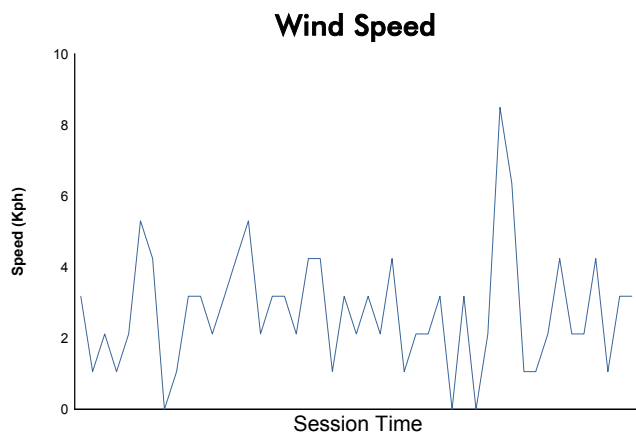
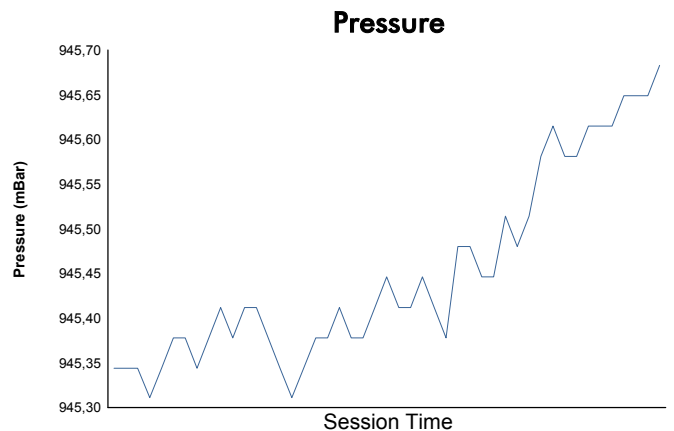
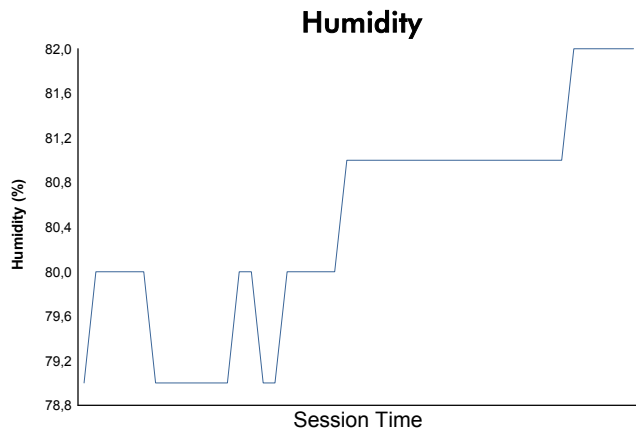
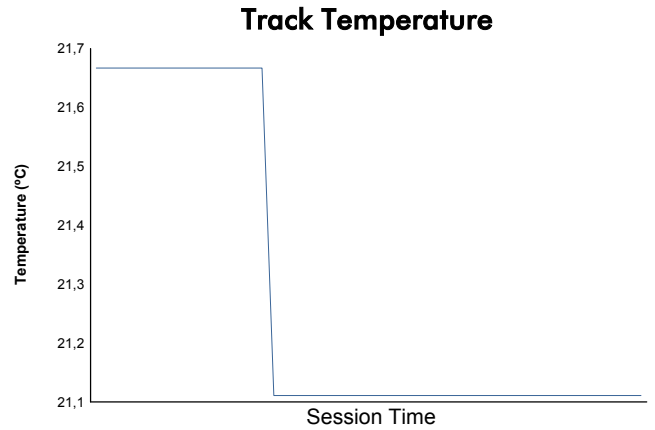
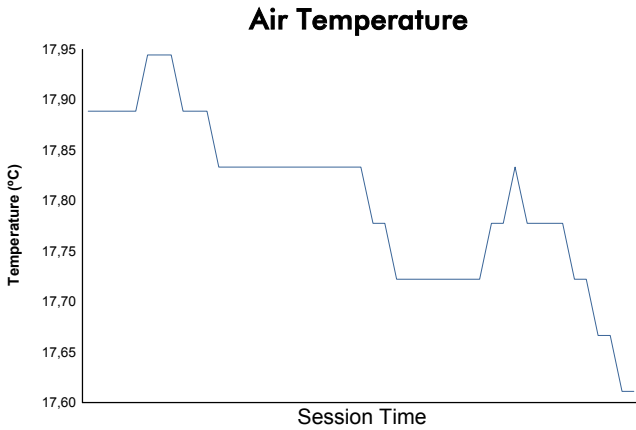
66	Daniel ABT						DEU
	Audi Sport Abt Schaeffler Formula E Te						Audi e-tron FE05
0	29.053				73.7	29.053	
1	1:23.905	27.958	23.745	32.202	107.0	1:52.958	
2	1:19.504	25.998	22.432	31.074	112.9	3:12.462	
3	1:18.318	25.325	22.015	30.978	114.6	4:30.780	
4	1:18.297	25.293	22.219	30.785	114.7	5:49.077	
5	1:17.296	24.909	21.833	30.554	116.2	7:06.373	
6	1:17.682	24.926	21.829	30.927	115.6	8:24.055	
7	1:16.814	24.920	21.537	30.357	116.9	9:40.869	
8	1:16.576	24.744	21.606	30.226	117.2	10:57.445	
9	1:16.625	24.484	21.621	30.520	117.2	12:14.070	
10	1:16.991	25.038	21.723	30.230	116.6	13:31.061	
11	1:17.778	24.809	22.817	30.152	115.4	14:48.839	
12	1:17.504	25.441	21.842	30.221	115.8	16:06.343	
13	1:16.103	24.331	21.475	30.297	118.0	17:22.446	
14	1:16.527	24.455	21.346	30.726	117.3	18:38.973	
15	1:15.826	24.373	21.406	30.047	118.4	19:54.799	
16	1:17.995	24.374	21.311	32.310	115.1	21:12.794	
17	1:16.747	24.865	21.103	30.779	117.0	22:29.541	
18	1:14.951	24.352	21.151	29.448	119.8	23:44.492	
19	1:14.389	23.913	20.894	29.582	120.7	24:58.881	
20	1:15.495	24.262	21.128	30.105	118.9	26:14.376	
21	1:15.679	24.390	21.140	30.149	118.6	27:30.055	
22	1:15.701	24.442	21.224	30.035	118.6	28:45.756	
23	1:15.755	24.449	21.364	29.942	118.5	30:01.511	
24	1:16.499	24.218	21.062	31.219	117.4	31:18.010	
25	1:16.113	24.541	21.254	30.318	118.0	32:34.123	
26	1:15.424	24.366	21.120	29.938	119.0	33:49.547	
27	2:35.012	42.168	48.537	1:04.307	57.9	36:24.559	
28	3:31.364	42.623	1:15.810	1:32.931	42.5	39:55.923	
29	1:43.788	35.870	32.052	35.866	86.5	41:39.711	
30	1:15.362	24.359	20.953	30.050	119.1	42:55.073	
31	1:15.400	24.666	20.767	29.967	119.1	44:10.473	
32	1:14.301	24.129	20.640	29.532	120.8	45:24.774	
33	1:14.422	23.924	21.002	29.496	120.6	46:39.196	



Round 1 - Ad Diriyah ePrix
ABB FIA Formula E Championship
Race

Weather Report

Official Timekeeper 



Track Status: **DRY**