

FIA EUROPEAN RALLYCROSS CHAMPIONSHIP

PRESENTED BY MONSTER ENERGY

ROUND 6 // 5 - 7 JULY_

HÖLJES

VOLKSWAGEN RALLYCROSS OF SWEDEN_



**FIA EUROPEAN
RALLYCROSS
CHAMPIONSHIP**

RESULT BOOK

ChronoMoto Timing



www.RallycrossRX.com

Supercar

Doc. No. 03

List of starters

No.	Driver	Nat.	Competitor/Entrant	Car	Licence	Competitor Lic.
1	1 Timur TIMERZYANOV	RUS	Namus Hansen Motosport	Citroën DS3	C#13117	280
2	3 Daniel HOLTEN	NOR	Daniel Holten	Volvo C30	IRC39147	AN31947
3	5 Stig-Olov WALFRIDSON	SWE	Helmia Motorsport	Renault Clio III	196211166217	113
4	6 Davy JEANNEY	FRA	Davy Jeanney	Citroën C4	176089	176089
5	7 Knut Ove BØRSETH	NOR	Knut Ove Børseth	Ford Focus Mk2	IRC29283	AN29283
6	8 Peter HEDSTRÖM	SWE	Peter Hedström	Skoda Fabia Mk2	198312136230	310
7	10 Jussi-Petteri LEPPihalme	FIN	Pekka Leppihalme	Ford Focus Mk2	24711773	22380300
8	11 Petter SOLBERG	NOR	PS 110% AB	Citroën DS3	Iko19833	245
9	14 Morten BERMINGRUD	NOR	Morten Bermingrud	Citroën C4	Iko14063	AN14063
10	18 Patrick SANDELL	SWE	Olsbergs MSE AB	Citroën DS3	198204218278	136
11	21 Timmy HANSEN	SWE	Citroën Hansen Motorsport	Citroën DS3	199205212732	546
12	22 Mats LYSEN	NOR	Mats Lysen	Renault Clio	IRAC29416	AN29416
13	25 Alexander HVAAL	NOR	Citroën Hansen Motorsport	Citroën DS3	IRC30731	546
14	26 Andy SCOTT	GBR	Albatec Racing Ltd	Peugeot 208	159455	272334
15	33 Liam DORAN	GBR	Liam Doran	Citroën DS3	171219	171219
16	44 Valdur REINSALU	EST	Reinsalu Sport	Ford Fiesta	033	041
17	45 Andri ÖUN	EST	Reinsalu Sport	Ford Fiesta	034	041
18	47 Silvo VIITANEN	FIN	Silvo Viitanen	Ford Fiesta	23639623	23639623
19	49 Mats ÖHMAN	SWE	Mats Öhman	Volvo S40	196503128990	196503128990
20	50 Aatro MÄÄTTÄ	FIN	Aatro Määttä	Ford Focus	22660295	22660295
21	53 Toni LUKANDER	FIN	Eklund Motorsport	Saab 93	27767216	352
22	54 Jos JANSEN	BEL	Jos Jansen	Ford Focus Mk3	907022	907022
23	55 Stein Egil JENSSEN	NOR	Stein Egil Jenssen	Ford Focus	IRAC2840	AV21840
24	59 Tore KRISTOFFERSEN	NOR	Tore Kristoffersen	Ford Fiesta	IRAC15820	AN15820
25	60 Tommy RUSTAD	NOR	Tommy Rustad	Volvo C30	Iko10480	AN10480
26	61 Johan KRISTOFFERSSON	SWE	Kristoffersson Motorsport	VW Scirocco	198812066275	137
27	62 Pontus TIDEMAND	SWE	Kristoffersson Motorsport	VW Scirocco	199012105178	137
28	63 Mikael THIMAN	SWE	Olsbergs MSE AB	Ford Fiesta	198412072012	136
29	64 Henning NYBERG	NOR	Henning Nyberg	Renault Clio	IRAC22832	AN22832
30	65 Dennis RØMER	DNK	Team Rømer	Seat Cordoba WRC	05770	05770
31	66 Andreas BAKKERUD	NOR	Bakkerud Motorsport	Citroën DS3	IRC30267	AN30267
32	67 Frank VALLE	NOR	Frank Valle	Ford Fiesta	IRAC25252	AN25252

These results are provisional until the conclusion of any judicial and technical inquiries.

Höljesbanan(1210 m)

Published at...	Clerk of the Course Morgan ÖSTLUND 	Timekeeper Péter MAJOSHÁZI 	
-----------------	---	---	---

Printed: 7/6/2013 9:03:12 AM

Page 1 of 2

Supercar

Doc. No. 03

List of starters

No.	Driver	Nat.	Competitor/Entrant	Car	Licence	Competitor Lic.
33	68	Mattias EKSTRÖM	SWE	Marklund Motorsport	VW Polo T16	197807147199 311
34	88	Henning SOLBERG	NOR	Henning Solberg Motorsport	Saab 93	IKO15362 AN39899
35	92	Anton MARKLUND	SWE	Anton Marklund	VW Polo T16	199212090071 199212090071

35 drivers

These results are provisional until the conclusion of any judicial and technical inquiries.

Höljesbanan(1210 m)

Published at...	Clerk of the Course Morgan ÖSTLUND 	Timekeeper Péter MAJOSHÁZI 	
-----------------	---	---	---

Printed: 7/6/2013 9:03:12 AM

Page 2 of 2

Supercar

Doc. No. 06

Draw (and Grid for Heat 1)

Pos.	No.	Driver	Nat.	Competitor/Entrant	Car
1	44	Valdur REINSALU	EST	Reinsalu Sport	Ford Fiesta
2	54	Jos JANSEN	BEL	Jos Jansen	Ford Focus Mk3
3	45	Andri ÖUN	EST	Reinsalu Sport	Ford Fiesta
4	63	Mikael THIMAN	SWE	Olsbergs MSE AB	Ford Fiesta
5	50	Atro MÄÄTTÄ	FIN	Atro Määttä	Ford Focus
6	22	Mats LYSEN	NOR	Mats Lysen	Renault Clio
7	64	Henning NYBERG	NOR	Henning Nyberg	Renault Clio
8	66	Andreas BAKKERUD	NOR	Bakkerud Motorsport	Citroën DS3
9	3	Daniel HOLTEN	NOR	Daniel Holten	Volvo C30
10	1	Timur TIMERZYANOV	RUS	Namus Hansen Motosport	Citroën DS3
11	62	Pontus TIDEMAND	SWE	Kristoffersson Motorsport	VW Scirocco
12	68	Mattias EKSTRÖM	SWE	Marklund Motorsport	VW Polo T16
13	60	Tommy RUSTAD	NOR	Tommy Rustad	Volvo C30
14	55	Stein Egil JENSSEN	NOR	Stein Egil Jessen	Ford Focus
15	5	Stig-Olov WALFRIDSON	SWE	Helmia Motorsport	Renault Clio III
16	49	Mats ÖHMAN	SWE	Mats Öhman	Volvo S40
17	59	Tore KRISTOFFERSEN	NOR	Tore Kristoffersen	Ford Fiesta
18	92	Anton MARKLUND	SWE	Anton Marklund	VW Polo T16
19	11	Petter SOLBERG	NOR	PS 110% AB	Citroën DS3
20	61	Johan KRISTOFFERSSON	SWE	Kristoffersson Motorsport	VW Scirocco
21	18	Patrick SANDELL	SWE	Olsbergs MSE AB	Citroën DS3
22	21	Timmy HANSEN	SWE	Citroën Hansen Motorsport	Citroën DS3
23	47	Silvo VIITANEN	FIN	Silvo Viitanen	Ford Fiesta
24	88	Henning SOLBERG	NOR	Henning Solberg Motorsport	Saab 93
25	65	Dennis RØMER	DNK	Team Rømer	Seat Cordoba WRC
26	26	Andy SCOTT	GBR	Albatec Racing Ltd	Peugeot 208
27	14	Morten BERMINGRUD	NOR	Morten Bermingrud	Citroën C4
28	7	Knut Ove BØRSETH	NOR	Knut Ove Børseth	Ford Focus Mk2
29	67	Frank VALLE	NOR	Frank Valle	Ford Fiesta
30	10	Jussi-Petteri LEPPihalme	FIN	Pekka Leppihalme	Ford Focus Mk2
31	25	Alexander HVAAL	NOR	Citroën Hansen Motorsport	Citroën DS3
32	33	Liam DORAN	GBR	Liam Doran	Citroën DS3

These results are provisional until the conclusion of any judicial and technical inquiries.

Höljesbanan(1210 m)

Published at..	Clerk of the Course Morgan ÖSTLUND 	Timekeeper Péter MAJOSHÁZI 	
----------------	---	---	---

Printed: 7/6/2013 10:49:45 AM

Page 1 of 2



**FIA EUROPEAN RALLYCROSS CHAMPIONSHIP //
PRESENTED BY MONSTER ENERGY_
ROUND 6 // 5-7 JULY // HÖLJES_
VOLKSWAGEN RALLYCROSS OF SWEDEN_**

Supercar

Doc. No. 06

Draw (and Grid for Heat 1)

Pos.	No.	Driver	Nat.	Competitor/Entrant	Car
33	53	Toni LUKANDER	FIN	Eklund Motorsport	Saab 93
34	8	Peter HEDSTRÖM	SWE	Peter Hedström	Skoda Fabia Mk2
35	6	Davy JEANNEY	FRA	Davy Jeanney	Citroën C4

These results are provisional until the conclusion of any judicial and technical inquiries.

Höljesbanan(1210 m)

Published at...	Clerk of the Course Morgan ÖSTLUND 	Timekeeper Péter MAJOSHÁZI 	
-----------------	---	---	---

Printed: 7/6/2013 10:49:45 AM

Page 2 of 2



Das Auto.



Supercar

Doc. No. 09

Free Practice 1 Lap Times

Pos.	No.	Driver Competitor/Entrant	Nat.	Car	Best lap	Diff	Laps	Lap1 Lap5 Lap9 Lap13 Lap17	Lap 2 Lap 6 Lap10 Lap14 Lap18	Lap3 Lap7 Lap11 Lap15 Lap19	Lap4 Lap8 Lap12 Lap16 Lap20
1	11	Petter SOLBERG PS 110% AB	NOR	Citroën DS3	0:44.663		7	0:47.829 0:49.255	0:47.373 0:44.663	0:45.838 0:54.265	2:47.296
2	21	Timmy HANSEN Citroën Hansen Motorsport	SWE	Citroën DS3	0:45.096	0:00.433	7	0:45.833 0:45.567	0:47.636 0:48.191	0:45.130 0:45.096	2:09.988
3	1	Timur TIMERZYANOV Namus Hansen Motosport	RUS	Citroën DS3	0:45.166	0:00.503	7	0:45.689 0:45.166	0:45.344 0:45.575	0:48.086 0:47.680	5:25.104
4	25	Alexander HVAAL Citroën Hansen Motorsport	NOR	Citroën DS3	0:45.257	0:00.594	6	0:47.335 0:46.022	0:45.899 0:45.257	0:45.556	5:52.879
5	18	Patrick SANDELL Olsbergs MSE AB	SWE	Citroën DS3	0:45.280	0:00.617	11	0:45.995 0:48.557 0:48.193	0:47.571 0:47.970 0:45.687	0:50.242 0:45.280 0:45.735	1:14.970 1:15.608
6	7	Knut Ove BØRSETH Knut Ove Børseth	NOR	Ford Focus Mk2	0:45.295	0:00.632	7	0:45.710 0:45.295	0:45.865 0:46.002	0:46.185 0:45.937	0:27.574
7	61	Johan KRISTOFFERSSON Kristoffersson Motorsport	SWE	VW Scirocco	0:45.351	0:00.688	3	0:45.351	0:46.698	4:00.411	
8	60	Tommy RUSTAD Tommy Rustad	NOR	Volvo C30	0:45.481	0:00.818	7	0:49.116 0:47.825	0:46.118 0:45.481	0:47.152 0:47.348	5:24.604
9	68	Mattias EKSTRÖM Marklund Motorsport	SWE	VW Polo T16	0:45.518	0:00.855	6	0:45.533 0:45.776	0:45.518 0:48.687	0:49.113	1:14.586
10	62	Pontus TIDEMAND Kristoffersson Motorsport	SWE	VW Scirocco	0:45.531	0:00.868	8	0:46.233 0:48.660	0:45.615 0:45.531	0:45.702 0:45.980	6:12.126 3:21.043

These results are provisional until the conclusion of any judicial and technical inquiries.

Höljesbanan(1210 m)

Published at...	Clerk of the Course Morgan ÖSTLUND 	Timekeeper Péter MAJOSHÁZI 	
-----------------	---	---	---

Printed: 7/6/2013 1:17:04 PM

Page 1 of 4

Supercar

Doc. No. 09

Free Practice 1 Lap Times

Pos.	No.	Driver Competitor/Entrant	Nat.	Car	Best lap	Diff	Laps	Lap1 Lap5 Lap9 Lap13 Lap17	Lap 2 Lap 6 Lap10 Lap14 Lap18	Lap3 Lap7 Lap11 Lap15 Lap19	Lap4 Lap8 Lap12 Lap16 Lap20
11	63	Mikael THIMAN Olsbergs MSE AB	SWE	Ford Fiesta	0:45.812	0:01.149	11	0:46.688 0:46.668 0:48.911	0:46.751 0:46.332 0:45.812	0:48.774 0:49.475 0:48.268	1:33.256 2:46.940
12	88	Henning SOLBERG Henning Solberg Motorsport	NOR	Saab 93	0:45.824	0:01.161	4	0:45.824	0:48.994	7:06.740	0:46.893
13	3	Daniel HOLTEN Daniel Holten	NOR	Volvo C30	0:45.853	0:01.190	7	0:48.966 0:45.853	0:46.408 0:48.408	0:45.920 0:46.571	6:52.109
14	66	Andreas BAKKERUD Bakkerud Motorsport	NOR	Citroën DS3	0:45.878	0:01.215	3	0:46.732	0:48.702	0:45.878	
15	6	Davy JEANNEY Davy Jeanney	FRA	Citroën C4	0:45.907	0:01.244	5	0:47.045 0:46.425	0:46.589	0:45.907	0:56.803
16	5	Stig-Olov WALFRIDSON Helmia Motorsport	SWE	Renault Clio III	0:46.025	0:01.362	7	0:46.406 0:46.370	0:49.077 0:46.025	0:46.205 0:46.250	0:09.533
17	10	Jussi-Petteri LEPPihalme Pekka Leppihalme	FIN	Ford Focus Mk2	0:46.064	0:01.401	5	0:49.662 0:46.176	0:46.135	0:46.064	1:06.095
18	8	Peter HEDSTRÖM Peter Hedström	SWE	Skoda Fabia Mk2	0:46.197	0:01.534	3	0:46.197	0:46.391	0:53.107	
19	92	Anton MARKLUND Anton Marklund	SWE	VW Polo T16	0:46.238	0:01.575	7	0:46.676 0:46.377	0:50.424 0:46.238	0:46.631 1:02.986	1:30.175
20	22	Mats LYSEN Mats Lysen	NOR	Renault Clio	0:46.282	0:01.619	3	0:46.828	0:48.851	0:46.282	
21	14	Morten BERMINGRUD Morten Bermingrud	NOR	Citroën C4	0:46.373	0:01.710	7	0:46.420 0:46.778	0:46.474 0:46.373	0:47.170 0:46.471	0:35.577

These results are provisional until the conclusion of any judicial and technical inquires.

Höljesbanan(1210 m)

Published at...	Clerk of the Course Morgan ÖSTLUND 	Timekeeper Péter MAJOSHÁZI 	
-----------------	---	---	---

Printed: 7/6/2013 1:17:04 PM

Page 2 of 4

Supercar

Doc. No. 09

Free Practice 1 Lap Times

Pos.	No.	Driver Competitor/Entrant	Nat.	Car	Best lap	Diff	Laps	Lap1 Lap5 Lap9 Lap13 Lap17	Lap 2 Lap 6 Lap10 Lap14 Lap18	Lap3 Lap7 Lap11 Lap15 Lap19	Lap4 Lap8 Lap12 Lap16 Lap20
22	49	Mats ÖHMAN Mats Öhman	SWE	Volvo S40	0:46.453	0:01.790	3	0:46.635	0:46.453	0:49.243	
23	64	Henning NYBERG Henning Nyberg	NOR	Renault Clio	0:46.604	0:01.941	11	0:47.427 0:46.604 0:47.408	0:47.180 0:46.691 0:47.205	0:50.205 0:47.944 0:47.102	6:57.231 5:14.948
24	33	Liam DORAN Liam Doran	GBR	Citroën DS3	0:46.735	0:02.072	3	0:47.169	0:46.735	0:47.178	
25	55	Stein Egil JENSSEN Stein Egil Jenssen	NOR	Ford Focus	0:46.743	0:02.080	7	0:47.835 0:49.481	0:46.743 0:49.172	0:48.377 0:47.923	6:16.176
26	53	Toni LUKANDER Eklund Motorsport	FIN	Saab 93	0:46.901	0:02.238	3	0:47.277	0:46.901	0:47.255	
27	26	Andy SCOTT Albatec Racing Ltd	GBR	Peugeot 208	0:46.912	0:02.249	7	0:47.435 0:46.912	0:47.277 0:47.348	0:50.439 0:47.882	6:57.622
28	50	Atro MÄÄTTÄ Atro Määttä	FIN	Ford Focus	0:47.433	0:02.770	7	0:47.652 0:47.433	0:49.611 0:51.154	0:48.487 0:50.192	1:57.743
29	54	Jos JANSEN Jos Jansen	BEL	Ford Focus Mk3	0:47.469	0:02.806	4	0:48.042	0:47.469	0:52.259	5:30.721
30	59	Tore KRISTOFFERSEN Tore Kristoffersen	NOR	Ford Fiesta	0:47.956	0:03.293	7	0:48.824 0:54.974	0:48.062 0:47.956	0:50.856 0:51.124	5:16.717
31	65	Dennis RØMER Team Rømer	DNK	Seat Cordoba WRC	0:47.996	0:03.333	7	0:48.910 0:48.400	0:49.217 0:48.530	0:47.996 0:52.156	2:23.483
32	67	Frank VALLE Frank Valle	NOR	Ford Fiesta	0:48.365	0:03.702	3	0:48.365	0:48.684	0:51.676	

These results are provisional until the conclusion of any judicial and technical inquiries.

Höljesbanan(1210 m)

Published at...	Clerk of the Course Morgan ÖSTLUND 	Timekeeper Péter MAJOSHÁZI 	
-----------------	---	---	---

Printed: 7/6/2013 1:17:04 PM

Page 3 of 4

Supercar

Doc. No. 09

Free Practice 1 Lap Times

Pos.	No.	Driver Competitor/Entrant	Nat.	Car	Best lap	Diff	Laps	Lap1 Lap5 Lap9 Lap13 Lap17	Lap 2 Lap 6 Lap10 Lap14 Lap18	Lap3 Lap7 Lap11 Lap15 Lap19	Lap4 Lap8 Lap12 Lap16 Lap20
33	47	Silvo VIITANEN Silvo Viitanen	FIN	Ford Fiesta	0:48.642	0:03.979	3	0:49.562	0:48.642	0:51.469	
34	44	Valdur REINSALU Reinsalu Sport	EST	Ford Fiesta	0:50.277	0:05.614	3	0:50.785	0:52.659	0:50.277	
35	45	Andri ÖUN Reinsalu Sport	EST	Ford Fiesta	0:50.466	0:05.803	4	0:51.199	0:50.466	0:50.466	9:27.328

Total:35 Drivers included DNS: 0 ,DNF: 0 , EXC: 0

These results are provisional until the conclusion of any judicial and technical inquiries.

Höljesbanan(1210 m)

Published at...	Clerk of the Course Morgan ÖSTLUND 	Timekeeper Péter MAJOSHÁZI 	
-----------------	---	---	---

Printed: 7/6/2013 1:17:04 PM

Page 4 of 4

Supercar




Doc. No. 12

Result of Heat 1 (and Grid for Heat 2)

Pos.	No.	Driver Competitor/Entrant	Nat. Car	Laps	Total Tm Notice	Diff	JL	Lap1 Lap5	Lap2 Lap6	Lap3 Lap7	Lap4 Lap8	Pts.
1	11	Petter SOLBERG PS 110% AB	NOR Citroën DS3	4	3:04.502	-	1	0:47.771	0:44.534	0:43.954	0:48.243	1
2	6	Davy JEANNEY Davy Jeanney	FRA Citroën C4	4	3:05.535	0:01.033	1	0:48.297	0:47.477	0:45.015	0:44.746	2
3	21	Timmy HANSEN Citroën Hansen Motorsport	SWE Citroën DS3	4	3:05.653	0:01.151	1	0:48.222	0:45.466	0:44.843	0:47.122	3
4	18	Patrick SANDELL Olsbergs MSE AB	SWE Citroën DS3	4	3:06.687	0:02.185	1	0:49.291	0:45.171	0:47.383	0:44.842	4
5	25	Alexander HVAAL Citroën Hansen Motorsport	NOR Citroën DS3	4	3:06.958	0:02.456	1	0:52.775	0:45.074	0:44.647	0:44.462	5
6	5	Stig-Olov WALFRIDSON Helmia Motorsport	SWE Renault Clio III	4	3:07.916	0:03.414	1	0:48.967	0:45.655	0:47.960	0:45.334	6
7	68	Mattias EKSTRÖM Marklund Motorsport	SWE VW Polo T16	4	3:08.118	0:03.616	1	0:49.690	0:45.432	0:47.843	0:45.153	7
8	66	Andreas BAKKERUD Bakkerud Motorsport	NOR Citroën DS3	4	3:08.121	0:03.619	1	0:49.556	0:45.433	0:45.250	0:47.882	8
9	63	Mikael THIMAN Olsbergs MSE AB	SWE Ford Fiesta	4	3:08.650	0:04.148	1	0:49.819	0:48.147	0:45.443	0:45.241	9
10	88	Henning SOLBERG Henning Solberg Motorsport	NOR Saab 93	4	3:09.308	0:04.806	1	0:52.706	0:45.699	0:45.493	0:45.410	10
11	64	Henning NYBERG Henning Nyberg	NOR Renault Clio	4	3:09.474	0:04.972	1	0:49.464	0:48.875	0:45.746	0:45.389	11
12	22	Mats LYSEN Mats Lysen	NOR Renault Clio	4	3:09.893	0:05.391	1	0:53.524	0:45.921	0:44.928	0:45.520	12
13	10	Jussi-Petteri LEPPihalme Pekka Leppihalme	FIN Ford Focus Mk2	4	3:10.288	0:05.786	1	0:49.316	0:46.099	0:45.970	0:48.903	13
14	3	Daniel HOLTEN Daniel Holten	NOR Volvo C30	4	3:10.386	0:05.884	1	0:51.121	0:48.930	0:45.181	0:45.154	14
15	50	Atro MÄÄTTÄ Atro Määttä	FIN Ford Focus	4	3:11.070	0:06.568	1	0:48.840	0:46.133	0:46.504	0:49.593	15
16	7	Knut Ove BØRSETH Knut Ove Børseth	NOR Ford Focus Mk2	4	3:11.275	0:06.773	1	0:52.324	0:46.691	0:46.553	0:45.707	16
17	53	Toni LUKANDER Eklund Motorsport	FIN Saab 93	4	3:11.371	0:06.869	1	0:53.711	0:46.287	0:45.831	0:45.542	17
18	14	Morten BERMINGRUD Morten Bermingrud	NOR Citroën C4	4	3:11.916	0:07.414	1	0:54.253	0:46.207	0:45.604	0:45.852	18
19	61	Johan KRISTOFFERSSON Kristoffersson Motorsport	SWE VW Scirocco	4	3:11.930	0:07.428	1	0:48.587	0:46.812	0:46.718	0:49.813	19
20	26	Andy SCOTT Albatec Racing Ltd	GBR Peugeot 208	4	3:15.418	0:10.916	1	0:51.811	0:46.832	0:46.774	0:50.001	20
21	55	Stein Egil JENSEN Stein Egil Jenssen	NOR Ford Focus	4	3:17.381	0:12.879	1	0:52.345	0:51.265	0:46.829	0:46.942	21
22	54	Jos JANSEN Jos Jansen	BEL Ford Focus Mk3	4	3:18.791	0:14.289	1	0:52.273	0:47.928	0:47.336	0:51.254	22
23	47	Silvo VIITANEN Silvo Viitanen	FIN Ford Fiesta	4	3:20.726	0:16.224	1	0:54.309	0:49.611	0:48.741	0:48.065	23
24	8	Peter HEDSTRÖM Peter Hedström	SWE Skoda Fabia Mk2	4	3:24.173	0:19.671	1	0:55.787	0:51.173	0:49.166	0:48.047	24

These results are provisional until the conclusion of any judicial and technical inquires.

Höljesbanan(1210 m)

Published at...	Clerk of the Course Morgan ÖSTLUND 	Timekeeper Péter MAJOSHÁZI 	
-----------------	---	---	---

Printed: 7/6/2013 3:55:08 PM

Page 1 of 2

Supercar

Doc. No. 12

Result of Heat 1 (and Grid for Heat 2)




Pos.	No.	Driver Competitor/Entrant	Nat. Car	Laps	Total Tm Notice	Diff	JL	Lap1 Lap5	Lap2 Lap6	Lap3 Lap7	Lap4 Lap8	Pts.
25	45	Andri ÖUN Reinsalu Sport	EST Ford Fiesta	4	3:24.202	0:19.700	1	0:57.131	0:49.600	0:49.325	0:48.146	25
26	67	Frank VALLE Frank Valle	NOR Ford Fiesta	4	3:25.548	0:21.046	1	0:53.557	0:49.349	0:54.733	0:47.909	26
27	44	Valdur REINSALU Reinsalu Sport	EST Ford Fiesta	4	3:25.601	0:21.099	1	0:54.117	0:47.634	0:52.890	0:50.960	27
28	92	Anton MARKLUND Anton Marklund	SWE VW Polo T16	4	3:31.262	0:26.760	1	0:54.411	0:47.069	0:52.639	0:57.143	28
29	60	Tommy RUSTAD Tommy Rustad	NOR Volvo C30	4	3:31.656	0:27.154	1	0:49.141	0:49.049	0:45.462	1:08.004	29
30	65	Dennis RØMER Team Rømer	DNK Seat Cordoba WRC	4	3:37.060	0:32.558	1	0:55.391	0:47.585	0:47.112	1:06.972	30
DNF	1	Timur TIMERZYANOV Namus Hansen Motosport	RUS Citroën DS3	1	-	+3 LAP	0	0:48.450				36
DNF	49	Mats ÖHMAN Mats Öhman	SWE Volvo S40	2	-	+2 LAP	1	0:50.084	0:46.367			36
DNF	59	Tore KRISTOFFERSEN Tore Kristoffersen	NOR Ford Fiesta	0	-	+4 LAP	1					36
DNF	33	Liam DORAN Liam Doran	GBR Citroën DS3	2	-	+2 LAP	1	0:52.943	0:45.789			36
EXC	62	Pontus TIDEMAND Kristoffersson Motorsport	SWE VW Scirocco	3	-	-	1	0:54.847	0:46.552	0:46.452		38

Total: 35 Drivers included: DNS: 0 , DNF: 4, EXC: 1

#59, #68 warning lap, #62 black flag

These results are provisional until the conclusion of any judicial and technical inquires.

Höljesbanan(1210 m)

Published at...	Clerk of the Course Morgan ÖSTLUND 	Timekeeper Péter MAJOSHÁZI 	
-----------------	---	---	---

Printed: 7/6/2013 3:55:08 PM

Page 2 of 2

Supercar




Doc. No. 17

Result of Heat 2 (and Grid for Heat 3)

Pos.	No.	Driver Competitor/Entrant	Nat. Car	Laps	Total Tm Notice	Diff	JL	Lap1 Lap5	Lap2 Lap6	Lap3 Lap7	Lap4 Lap8	Pts.
1	60	Tommy RUSTAD Tommy Rustad	NOR Volvo C30	4	3:06.742	-	1	0:48.323	0:45.403	0:44.931	0:48.085	1
2	66	Andreas BAKKERUD Bakkerud Motorsport	NOR Citroën DS3	4	3:06.815	0:00.073	1	0:48.622	0:45.042	0:45.114	0:48.037	2
3	6	Davy JEANNEY Davy Jeanney	FRA Citroën C4	4	3:07.394	0:00.652	1	0:52.914	0:44.794	0:44.805	0:44.881	3
4	62	Pontus TIDEMAND Kristoffersson Motorsport	SWE VW Scirocco	4	3:08.510	0:01.768	1	0:49.201	0:45.210	0:48.355	0:45.744	4
5	88	Henning SOLBERG Henning Solberg Motorsport	NOR Saab 93	4	3:09.109	0:02.367	1	0:53.479	0:45.343	0:45.290	0:44.997	5
6	1	Timur TIMERZYANOV Namus Hansen Motosport	RUS Citroën DS3	4	3:09.193	0:02.451	1	0:48.257	0:44.849	0:44.882	0:51.205	6
7	25	Alexander HVAAL Citroën Hansen Motorsport	NOR Citroën DS3	4	3:09.452	0:02.710	1	0:49.457	0:44.976	0:44.966	0:50.053	7
8	3	Daniel HOLTEN Daniel Holten	NOR Volvo C30	4	3:09.725	0:02.983	1	0:52.736	0:45.744	0:46.613	0:44.632	8
9	21	Timmy HANSEN Citroën Hansen Motorsport	SWE Citroën DS3	4	3:09.943	0:03.201	1	0:49.829	0:48.530	0:45.143	0:46.441	9
10	11	Petter SOLBERG PS 110% AB	NOR Citroën DS3	4	3:10.637	0:03.895	1	0:48.310	0:44.458	0:47.327	0:50.542	10
11	22	Mats LYSEN Mats Lysen	NOR Renault Clio	4	3:11.611	0:04.869	1	0:50.491	0:49.618	0:45.737	0:45.765	11
12	59	Tore KRISTOFFERSEN Tore Kristoffersen	NOR Ford Fiesta	4	3:11.692	0:04.950	1	0:52.865	0:46.241	0:46.293	0:46.293	12
13	14	Morten BERMINGRUD Morten Bermingrud	NOR Citroën C4	4	3:11.768	0:05.026	1	0:53.431	0:45.979	0:45.732	0:46.626	13
14	53	Toni LUKANDER Eklund Motorsport	FIN Saab 93	4	3:11.916	0:05.174	1	0:49.488	0:46.504	0:48.799	0:47.125	14
15	61	Johan KRISTOFFERSSON Kristoffersson Motorsport	SWE VW Scirocco	4	3:12.108	0:05.366	1	0:55.341	0:46.158	0:44.911	0:45.698	15
16	7	Knut Ove BØRSETH Knut Ove Børseth	NOR Ford Focus Mk2	4	3:13.021	0:06.279	1	0:53.062	0:45.607	0:45.655	0:48.697	16
17	55	Stein Egil JENSEN Stein Egil Jenssen	NOR Ford Focus	4	3:14.806	0:08.064	1	0:49.719	0:46.817	0:49.986	0:48.284	17
18	8	Peter HEDSTRÖM Peter Hedström	SWE Skoda Fabia Mk2	4	3:15.113	0:08.371	1	0:51.521	0:48.970	0:46.411	0:48.211	18
19	54	Jos JANSEN Jos Jansen	BEL Ford Focus Mk3	4	3:16.593	0:09.851	1	0:54.463	0:47.702	0:47.656	0:46.772	19
20	18	Patrick SANDELL Olsbergs MSE AB	SWE Citroën DS3	4	3:18.667	0:11.925	1	0:52.452	0:50.959	0:47.764	0:47.492	20
21	47	Silvo VIITANEN Silvo Viitanen	FIN Ford Fiesta	4	3:18.737	0:11.995	1	0:51.185	0:48.110	0:51.499	0:47.943	21
22	44	Valdur REINSALU Reinsalu Sport	EST Ford Fiesta	4	3:23.192	0:16.450	1	0:53.513	0:48.794	0:52.158	0:48.727	22
23	10	Jussi-Petteri LEPPihalme Pekka Leppihalme	FIN Ford Focus Mk2	4	3:25.153	0:18.411	1	0:50.053	0:45.608	0:45.391	1:04.101	23
24	67	Frank VALLE Frank Valle	NOR Ford Fiesta	4	3:25.915	0:19.173	1	0:55.999	0:56.747	0:47.076	0:46.093	24

These results are provisional until the conclusion of any judicial and technical inquiries.

Höljesbanan(1210 m)

Published at...	Clerk of the Course Morgan ÖSTLUND 	Timekeeper Péter MAJOSHÁZI 	
-----------------	---	---	---

Printed: 7/6/2013 5:52:42 PM

Page 1 of 2

Supercar

Doc. No. 17

Result of Heat 2 (and Grid for Heat 3)




Pos.	No.	Driver Competitor/Entrant	Nat. Car	Laps	Total Tm Notice	Diff	JL	Lap1 Lap5	Lap2 Lap6	Lap3 Lap7	Lap4 Lap8	Pts.
25	45	Andri ÖUN Reinsalu Sport	EST Ford Fiesta	4	3:27.224	0:20.482	1	0:56.215	0:49.508	0:48.449	0:53.052	25
26	26	Andy SCOTT Albatec Racing Ltd	GBR Peugeot 208	4	3:39.150	0:32.408	1	0:55.238	0:54.039	0:51.988	0:57.885	26
27	68	Mattias EKSTRÖM Marklund Motorsport	SWE VW Polo T16	4	3:41.046	0:34.304	1	0:51.622	0:59.825	0:55.948	0:53.651	27
DNF	63	Mikael THIMAN Olsbergs MSE AB	SWE Ford Fiesta	2	-	+2 LAP	1	0:49.024	0:47.791	-	-	36
DNF	64	Henning NYBERG Henning Nyberg	NOR Renault Clio	2	-	+2 LAP	1	0:52.496	0:45.508	-	-	36
DNF	50	Atro MÄÄTTÄ Atro Määttä	FIN Ford Focus	3	-	+1 LAP	1	0:49.616	0:46.509	0:48.982	-	36
DNF	92	Anton MARKLUND Anton Marklund	SWE VW Polo T16	1	-	+3 LAP	1	0:53.458	-	-	-	36
DNS	5	Stig-Olov WALFRIDSON Helmia Motorsport	SWE Renault Clio III	0	-	-	0	-	-	-	-	37
DNS	65	Dennis RØMER Team Rømer	DNK Seat Cordoba WRC	0	-	-	0	-	-	-	-	37
DNS	49	Mats ÖHMAN Mats Öhman	SWE Volvo S40	0	-	-	0	-	-	-	-	37
DNS	33	Liam DORAN Liam Doran	GBR Citroën DS3	0	-	-	0	-	-	-	-	37

Total: 35 Drivers included: DNS: 4 , DNF: 4, EXC: 0

#10 warning flag

These results are provisional until the conclusion of any judicial and technical inquiries.

Höljesbanan(1210 m)

Published at...	Clerk of the Course Morgan ÖSTLUND 	Timekeeper Péter MAJOSHÁZI 	
-----------------	---	---	---

Printed: 7/6/2013 5:52:42 PM

Page 2 of 2

Supercar

Doc. No. 18

Result after Heat 2

Pos. No.	Driver Competitor/Entrant	Nat. Car	Heat 1	Heat 2	Heat 3	Heat 4	Heat Sum	Int. Pt.	SF1	SF2	Final	Ch. Pt.	Ch Sum
1 6	Davy JEANNEY Davy Jeanney	FRA Citroën C4	2	3			5						
2 66	Andreas BAKKERUD Bakkerud Motorsport	NOR Citroën DS3	8	2			10						
3 11	Petter SOLBERG PS 110% AB	NOR Citroën DS3	1	10			11						
4 25	Alexander HVAAL Citroën Hansen Motorsport	NOR Citroën DS3	5	7			12						
5 21	Timmy HANSEN Citroën Hansen Motorsport	SWE Citroën DS3	3	9			12						
6 88	Henning SOLBERG Henning Solberg Motorsport	NOR Saab 93	10	5			15						
7 3	Daniel HOLTEN Daniel Holten	NOR Volvo C30	14	8			22						
8 22	Mats LYSEN Mats Lysen	NOR Renault Clio	12	11			23						
9 18	Patrick SANDELL Olsbergs MSE AB	SWE Citroën DS3	4	20			24						
10 60	Tommy RUSTAD Tommy Rustad	NOR Volvo C30	29	1			30						
11 14	Morten BERMINGRUD Morten Bermingrud	NOR Citroën C4	18	13			31						
12 53	Toni LUKANDER Eklund Motorsport	FIN Saab 93	17	14			31						
13 7	Knut Ove BØRSETH Knut Ove Børseth	NOR Ford Focus Mk2	16	16			32						
14 61	Johan KRISTOFFERSSON Kristoffersson Motorsport	SWE VW Scirocco	19	15			34						
15 68	Mattias EKSTRÖM Marklund Motorsport	SWE VW Polo T16	7	27			34						
16 10	Jussi-Petteri LEPPihalme Pekka Leppihalme	FIN Ford Focus Mk2	13	23			36						
17 55	Stein Egil JENSSEN Stein Egil Jenssen	NOR Ford Focus	21	17			38						
18 54	Jos JANSEN Jos Jansen	BEL Ford Focus Mk3	22	19			41						
19 62	Pontus TIDEMAND Kristoffersson Motorsport	SWE VW Scirocco	38	4			42						
20 1	Timur TIMERZYANOV Namus Hansen Motosport	RUS Citroën DS3	36	6			42						
21 8	Peter HEDSTRÖM Peter Hedström	SWE Skoda Fabia Mk2	24	18			42						
22 5	Stig-Olov WALFRIDSON Helmia Motorsport	SWE Renault Clio III	6	37			43						
23 47	Silvo VIITANEN Silvo Viitanen	FIN Ford Fiesta	23	21			44						
24 63	Mikael THIMAN Olsbergs MSE AB	SWE Ford Fiesta	9	36			45						

These results are provisional until the conclusion of any judicial and technical inquiries.

Höljesbanan(1210 m)

Published at...	Clerk of the Course Morgan ÖSTLUND 	Timekeeper Péter MAJOSHÁZI 	
-----------------	---	---	---

Printed: 7/6/2013 5:53:21 PM

Page 1 of 2

Supercar

Doc. No. 18

Result after Heat 2

Pos. No.	Driver Competitor/Entrant	Nat. Car	Heat 1	Heat 2	Heat 3	Heat 4	Heat Sum	Int. Pt.	SF1	SF2	Final	Ch. Pt.	Ch Sum
25 26	Andy SCOTT Albatec Racing Ltd	GBR Peugeot 208	20 3:15.418	26 3:39.150			46						
26 64	Henning NYBERG Henning Nyberg	NOR Renault Clio	11 3:09.474	36 DNF			47						
27 59	Tore KRISTOFFERSEN Tore Kristoffersen	NOR Ford Fiesta	36 DNF	12 3:11.692			48						
28 44	Valdur REINSALU Reinsalu Sport	EST Ford Fiesta	27 3:25.601	22 3:23.192			49						
29 67	Frank VALLE Frank Valle	NOR Ford Fiesta	26 3:25.548	24 3:25.915			50						
30 45	Andri ÖUN Reinsalu Sport	EST Ford Fiesta	25 3:24.202	25 3:27.224			50						
31 50	Atro MÄÄTTÄ Atro Määttä	FIN Ford Focus	15 3:11.070	36 DNF			51						
32 92	Anton MARKLUND Anton Marklund	SWE VW Polo T16	28 3:31.262	36 DNF			64						
33 65	Dennis RØMER Team Rømer	DNK Seat Cordoba WRC	30 3:37.060	37 DNS			67						
34 49	Mats ÖHMAN Mats Öhman	SWE Volvo S40	36 DNF	37 DNS			73						
35 33	Liam DORAN Liam Doran	GBR Citroën DS3	36 DNF	37 DNS			73						

35 drivers

These results are provisional until the conclusion of any judicial and technical inquiries.

Höljesbanan(1210 m)

Published at...	Clerk of the Course Morgan ÖSTLUND 	Timekeeper Péter MAJOSHÁZI 	
-----------------	---	---	---

Printed: 7/6/2013 5:53:21 PM

Page 2 of 2

Supercar

Doc. No. 23

Warm-up Lap Times

Pos.	No.	Driver Competitor/Entrant	Nat.	Car	Best lap	Diff	Laps	Lap1 Lap5	Lap 2 Lap 6	Lap3 Lap7	Lap4 Lap8
1	61	Johan KRISTOFFERSSON Kristoffersson Motorsport	SWE	VW Scirocco	0:43.942		1	0:43.942			
2	68	Mattias EKSTRÖM Marklund Motorsport	SWE	VW Polo T16	0:44.147	0:00.205	1	0:44.147			
3	21	Timmy HANSEN Citroën Hansen Motorsport	SWE	Citroën DS3	0:44.385	0:00.443	1	0:44.385			
4	60	Tommy RUSTAD Tommy Rustad	NOR	Volvo C30	0:44.632	0:00.690	1	0:44.632			
5	25	Alexander HVAAL Citroën Hansen Motorsport	NOR	Citroën DS3	0:44.709	0:00.767	1	0:44.709			
6	66	Andreas BAKKERUD Bakkerud Motorsport	NOR	Citroën DS3	0:44.997	0:01.055	1	0:44.997			
7	92	Anton MARKLUND Anton Marklund	SWE	VW Polo T16	0:44.998	0:01.056	3	0:46.232	2:18.259	0:44.998	
8	1	Timur TIMERZYANOV Namus Hansen Motosport	RUS	Citroën DS3	0:45.235	0:01.293	1	0:45.235			
9	6	Davy JEANNEY Davy Jeanney	FRA	Citroën C4	0:45.318	0:01.376	1	0:45.318			
10	88	Henning SOLBERG Henning Solberg Motorsport	NOR	Saab 93	0:45.340	0:01.398	1	0:45.340			
11	62	Pontus TIDEMAND Kristoffersson Motorsport	SWE	VW Scirocco	0:45.356	0:01.414	1	0:45.356			
12	22	Mats LYSEN Mats Lysen	NOR	Renault Clio	0:45.437	0:01.495	1	0:45.437			
13	63	Mikael THIMAN Olsbergs MSE AB	SWE	Ford Fiesta	0:45.554	0:01.612	1	0:45.554			
14	8	Peter HEDSTRÖM Peter Hedström	SWE	Skoda Fabia Mk2	0:45.630	0:01.688	1	0:45.630			
15	14	Morten BERMINGRUD Morten Bermingrud	NOR	Citroën C4	0:45.887	0:01.945	1	0:45.887			
16	5	Stig-Olov WALFRIDSON Helmia Motorsport	SWE	Renault Clio III	0:45.941	0:01.999	1	0:45.941			
17	49	Mats ÖHMAN Mats Öhman	SWE	Volvo S40	0:45.942	0:02.000	1	0:45.942			
18	53	Toni LUKANDER Eklund Motorsport	FIN	Saab 93	0:45.943	0:02.001	1	0:45.943			
19	11	Petter SOLBERG PS 110% AB	NOR	Citroën DS3	0:46.202	0:02.260	1	0:46.202			
20	10	Jussi-Petteri LEPPihalme Pekka Leppihalme	FIN	Ford Focus Mk2	0:46.319	0:02.377	1	0:46.319			
21	26	Andy SCOTT Albatec Racing Ltd	GBR	Peugeot 208	0:46.399	0:02.457	3	0:46.399	7:25.396	0:46.682	
22	7	Knut Ove BØRSETH Knut Ove Børseth	NOR	Ford Focus Mk2	0:46.520	0:02.578	1	0:46.520			
23	64	Henning NYBERG Henning Nyberg	NOR	Renault Clio	0:46.591	0:02.649	1	0:46.591			
24	55	Stein Egil JENSSEN Stein Egil Jenssen	NOR	Ford Focus	0:46.711	0:02.769	1	0:46.711			
25	59	Tore KRISTOFFERSEN Tore Kristoffersen	NOR	Ford Fiesta	0:46.873	0:02.931	1	0:46.873			

These results are provisional until the conclusion of any judicial and technical inquiries.

Höljesbanan(1210 m)

Published at...	Clerk of the Course Morgan ÖSTLUND 	Timekeeper Péter MAJOSHÁZI 	
-----------------	---	---	---

Printed: 7/7/2013 9:57:18 AM

Page 1 of 2

Supercar

Doc. No. 23

Warm-up Lap Times

Pos.	No.	Driver Competitor/Entrant	Nat.	Car	Best lap	Diff	Laps	Lap1 Lap5	Lap 2 Lap 6	Lap3 Lap7	Lap4 Lap8
26	18	Patrick SANDELL Olsbergs MSE AB	SWE	Ford Fiesta	0:47.939	0:03.997	1	0:47.939			
27	44	Valdur REINSALU Reinsalu Sport	EST	Ford Fiesta	0:49.291	0:05.349	3	0:49.291	1:47.551	0:52.369	
28	50	Atro MÄÄTTÄ Atro Määttä	FIN	Ford Focus	0:49.349	0:05.407	1	0:49.349			
29	54	Jos JANSEN Jos Jansen	BEL	Ford Focus Mk3	0:50.560	0:06.618	3	0:50.560	2:04.455	4:47.119	
30	47	Silvo VIITANEN Silvo Viitanen	FIN	Ford Fiesta	0:52.314	0:08.372	1	0:52.314			
DNS	3	Daniel HOLTEN Daniel Holten	NOR	Volvo C30	-	-	0				
DNS	33	Liam DORAN Liam Doran	GBR	Citroën DS3	-	-	0				
DNS	45	Andri ÖUN Reinsalu Sport	EST	Ford Fiesta	-	-	0				
DNS	65	Dennis RØMER Team Rømer	DNK	Seat Cordoba	-	-	0				
DNS	67	Frank VALLE Frank Valle	NOR	Ford Fiesta	-	-	0				

Total:35 Drivers included DNS: 5 ,DNF: 0 , EXC: 0

These results are provisional until the conclusion of any judicial and technical inquiries.

Höljesbanan(1210 m)

Published at...	Clerk of the Course Morgan ÖSTLUND 	Timekeeper Péter MAJOSHÁZI 	
-----------------	---	---	---

Printed: 7/7/2013 9:57:18 AM

Page 2 of 2

Supercar




Doc. No. 28

Result of Heat 3 (and Grid for Heat 4)

Pos.	No.	Driver Competitor/Entrant	Nat. Car	Laps	Total Tm Notice	Diff	JL	Lap1 Lap5	Lap2 Lap6	Lap3 Lap7	Lap4 Lap8	Pts.
1	68	Mattias EKSTRÖM Marklund Motorsport	SWE VW Polo T16	4	3:03.526	-	1	0:47.613	0:44.244	0:44.482	0:47.187	1
2	1	Timur TIMERZYANOV Namus Hansen Motosport	RUS Citroën DS3	4	3:04.263	0:00.737	1	0:47.580	0:44.614	0:47.628	0:44.441	2
3	18	Patrick SANDELL Olsbergs MSE AB	SWE Ford Fiesta	4	3:04.872	0:01.346	1	0:47.918	0:44.667	0:44.992	0:47.295	3
4	21	Timmy HANSEN Citroën Hansen Motorsport	SWE Citroën DS3	4	3:05.178	0:01.652	1	0:48.193	0:47.675	0:44.498	0:44.812	4
5	6	Davy JEANNEY Davy Jeanney	FRA Citroën C4	4	3:05.842	0:02.316	1	0:51.388	0:44.887	0:44.991	0:44.576	5
6	25	Alexander HVAAL Citroën Hansen Motorsport	NOR Citroën DS3	4	3:06.002	0:02.476	1	0:51.972	0:44.648	0:44.359	0:45.023	6
7	66	Andreas BAKKERUD Bakkerud Motorsport	NOR Citroën DS3	4	3:06.272	0:02.746	1	0:48.332	0:45.468	0:45.261	0:47.211	7
8	3	Daniel HOLTEN Daniel Holten	NOR Volvo C30	4	3:07.037	0:03.511	1	0:52.544	0:44.999	0:44.768	0:44.726	8
9	63	Mikael THIMAN Olsbergs MSE AB	SWE Ford Fiesta	4	3:07.127	0:03.601	1	0:49.103	0:47.649	0:44.878	0:45.497	9
10	88	Henning SOLBERG Henning Solberg Motorsport	NOR Saab 93	4	3:07.571	0:04.045	1	0:49.105	0:48.164	0:45.019	0:45.283	10
11	61	Johan KRISTOFFERSSON Kristoffersson Motorsport	SWE VW Scirocco	4	3:07.772	0:04.246	1	0:48.358	0:46.333	0:48.370	0:44.711	11
12	60	Tommy RUSTAD Tommy Rustad	NOR Volvo C30	4	3:07.879	0:04.353	1	0:53.660	0:44.952	0:44.316	0:44.951	12
13	92	Anton MARKLUND Anton Marklund	SWE VW Polo T16	4	3:08.298	0:04.772	1	0:49.107	0:45.509	0:48.033	0:45.649	13
14	5	Stig-Olov WALFRIDSON Helmia Motorsport	SWE Renault Clio III	4	3:08.688	0:05.162	1	0:52.616	0:45.261	0:45.554	0:45.257	14
15	53	Toni LUKANDER Eklund Motorsport	FIN Saab 93	4	3:09.287	0:05.761	1	0:48.185	0:46.323	0:45.631	0:49.148	15
16	8	Peter HEDSTRÖM Peter Hedström	SWE Skoda Fabia Mk2	4	3:10.548	0:07.022	1	0:49.674	0:46.128	0:46.308	0:48.438	16
17	14	Morten BERMINGRUD Morten Bermingrud	NOR Citroën C4	4	3:10.578	0:07.052	1	0:53.639	0:45.473	0:46.014	0:45.452	17
18	49	Mats ÖHMAN Mats Öhman	SWE Volvo S40	4	3:10.846	0:07.320	1	0:50.535	0:48.996	0:45.547	0:45.768	18
19	64	Henning NYBERG Henning Nyberg	NOR Renault Clio	4	3:11.072	0:07.546	1	0:53.473	0:46.304	0:45.799	0:45.496	19
20	62	Pontus TIDEMAND Kristoffersson Motorsport	SWE VW Scirocco	4	3:11.311	0:07.785	1	0:49.698	0:45.472	0:48.853	0:47.288	20
21	55	Stein Egil JENSSEN Stein Egil Jossen	NOR Ford Focus	4	3:11.460	0:07.934	1	0:52.683	0:46.709	0:46.187	0:45.881	21
22	59	Tore KRISTOFFERSEN Tore Kristoffersen	NOR Ford Fiesta	4	3:12.521	0:08.995	1	0:50.028	0:46.272	0:46.582	0:49.639	22
23	26	Andy SCOTT Albatec Racing Ltd	GBR Peugeot 208	4	3:12.966	0:09.440	1	0:49.376	0:46.511	0:50.489	0:46.590	23
24	54	Jos JANSEN Jos Jansen	BEL Ford Focus Mk3	4	3:16.091	0:12.565	1	0:54.757	0:47.278	0:46.628	0:47.428	24

These results are provisional until the conclusion of any judicial and technical inquiries.

Höljesbanan(1210 m)

Published at...	Clerk of the Course Morgan ÖSTLUND 	Timekeeper Péter MAJOSHÁZI 	
-----------------	---	---	---

Printed: 7/7/2013 11:10:53 AM

Page 1 of 2

Supercar

Doc. No. 28

Result of Heat 3 (and Grid for Heat 4)




Pos.	No.	Driver Competitor/Entrant	Nat. Car	Laps	Total Tm Notice	Diff	JL	Lap1 Lap5	Lap2 Lap6	Lap3 Lap7	Lap4 Lap8	Pts.
25	7	Knut Ove BØRSETH Knut Ove Børseth	NOR Ford Focus Mk2	4	3:16.319	0:12.793	1	0:55.670	0:46.711	0:46.612	0:47.326	25
26	44	Valdur REINSALU Reinsalu Sport	EST Ford Fiesta	4	3:21.410	0:17.884	1	0:51.682	0:47.568	0:51.004	0:51.156	26
DNF	22	Mats LYSEN Mats Lysen	NOR Renault Clio	3	-	+1 LAP	1	0:53.207	0:45.227	0:47.311	-	36
DNF	47	Silvo VIITANEN Silvo Viitanen	FIN Ford Fiesta	0	-	+4 LAP	0	-	-	-	-	36
DNF	10	Jussi-Petteri LEPPIHALME Pekka Leppihalme	FIN Ford Focus Mk2	2	-	+2 LAP	1	0:49.719	0:48.245	-	-	36
DNF	50	Atro MÄÄTTÄ Atro Määttä	FIN Ford Focus	3	-	+1 LAP	1	0:57.885	0:46.070	0:45.752	-	36
DNS	11	Petter SOLBERG PS 110% AB	NOR Citroën DS3	0	-	-	0	-	-	-	-	37
DNS	45	Andri ÖUN Reinsalu Sport	EST Ford Fiesta	0	-	-	0	-	-	-	-	37
DNS	65	Dennis RØMER Team Rømer	DNK Seat Cordoba	0	-	-	0	-	-	-	-	37
DNS	33	Liam DORAN Liam Doran	GBR Citroën DS3	0	-	-	0	-	-	-	-	37
EXC	67	Frank VALLE Frank Valle	NOR Ford Fiesta	4	-	-	1	0:54.393	0:45.689	0:47.589	0:47.581	38

Total: 35 Drivers included: DNS: 4 , DNF: 4, EXC: 1

Steward decision Nr.4: #67 excluded

These results are provisional until the conclusion of any judicial and technical inquires.

Höljesbanan(1210 m)

Published at...	Clerk of the Course Morgan ÖSTLUND 	Timekeeper Péter MAJOSHÁZI 	
-----------------	---	---	---

Printed: 7/7/2013 11:10:53 AM

Page 2 of 2

Supercar

Doc. No. 29

Result after Heat 3

Pos. No.	Driver Competitor/Entrant	Nat. Car	Heat 1	Heat 2	Heat 3	Heat 4	Heat Sum	Int. Pt.	SF1	SF2	Final	Ch. Pt.	Ch Sum
1 6	Davy JEANNEY Davy Jeanney	FRA Citroën C4	2 3:05.535	3 3:07.394	5 3:05.842		10						
2 21	Timmy HANSEN Citroën Hansen Motorsport	SWE Citroën DS3	3 3:05.653	9 3:09.943	4 3:05.178		16						
3 66	Andreas BAKKERUD Bakkerud Motorsport	NOR Citroën DS3	8 3:08.121	2 3:06.815	7 3:06.272		17						
4 25	Alexander HVAAL Citroën Hansen Motorsport	NOR Citroën DS3	5 3:06.958	7 3:09.452	6 3:06.002		18						
5 88	Henning SOLBERG Henning Solberg Motorsport	NOR Saab 93	10 3:09.308	5 3:09.109	10 3:07.571		25						
6 18	Patrick SANDELL Olsbergs MSE AB	SWE Ford Fiesta	4 3:06.687	20 3:18.667	3 3:04.872		27						
7 3	Daniel HOLTEN Daniel Holten	NOR Volvo C30	14 3:10.386	8 3:09.725	8 3:07.037		30						
8 68	Mattias EKSTRÖM Marklund Motorsport	SWE VW Polo T16	7 3:08.118	27 3:41.046	1 3:03.526		35						
9 60	Tommy RUSTAD Tommy Rustad	NOR Volvo C30	29 3:31.656	1 3:06.742	12 3:07.879		42						
10 1	Timur TIMERZYANOV Namus Hansen Motosport	RUS Citroën DS3	36 DNF	6 3:09.193	2 3:04.263		44						
11 61	Johan KRISTOFFERSSON Kristoffersson Motorsport	SWE VW Scirocco	19 3:11.930	15 3:12.108	11 3:07.772		45						
12 53	Toni LUKANDER Eklund Motorsport	FIN Saab 93	17 3:11.371	14 3:11.916	15 3:09.287		46						
13 14	Morten BERMINGRUD Morten Bermingrud	NOR Citroën C4	18 3:11.916	13 3:11.768	17 3:10.578		48						
14 11	Petter SOLBERG PS 110% AB	NOR Citroën DS3	1 3:04.502	10 3:10.637	37 DNS		48						
15 63	Mikael THIMAN Olsbergs MSE AB	SWE Ford Fiesta	9 3:08.650	36 DNF	9 3:07.127		54						
16 5	Stig-Olov WALFRIDSON Helmia Motorsport	SWE Renault Clio III	6 3:07.916	37 DNS	14 3:08.688		57						
17 7	Knut Ove BØRSETH Knut Ove Børseth	NOR Ford Focus Mk2	16 3:11.275	16 3:13.021	25 3:16.319		57						
18 8	Peter HEDSTRÖM Peter Hedström	SWE Skoda Fabia Mk2	24 3:24.173	18 3:15.113	16 3:10.548		58						
19 55	Stein Egil JENSSEN Stein Egil Jenssen	NOR Ford Focus	21 3:17.381	17 3:14.806	21 3:11.460		59						
20 22	Mats LYSEN Mats Lysen	NOR Renault Clio	12 3:09.893	11 3:11.611	36 DNF		59						
21 62	Pontus TIDEMAND Kristoffersson Motorsport	SWE VW Scirocco	38 EXC	4 3:08.510	20 3:11.311		62						
22 54	Jos JANSEN Jos Jansen	BEL Ford Focus Mk3	22 3:18.791	19 3:16.593	24 3:16.091		65						
23 64	Henning NYBERG Henning Nyberg	NOR Renault Clio	11 3:09.474	36 DNF	19 3:11.072		66						
24 26	Andy SCOTT Albatec Racing Ltd	GBR Peugeot 208	20 3:15.418	26 3:39.150	23 3:12.966		69						

These results are provisional until the conclusion of any judicial and technical inquiries.

Höljesbanan(1210 m)

Published at...	Clerk of the Course Morgan ÖSTLUND 	Timekeeper Péter MAJOSHÁZI 	
-----------------	---	---	---

Printed: 7/7/2013 11:12:03 AM

Page 1 of 2

Supercar

Doc. No. 29

Result after Heat 3

Pos. No.	Driver Competitor/Entrant	Nat. Car	Heat 1	Heat 2	Heat 3	Heat 4	Heat Sum	Int. Pt.	SF1	SF2	Final	Ch. Pt.	Ch Sum
25 59	Tore KRISTOFFERSEN Tore Kristoffersen	NOR Ford Fiesta	36 DNF	12 3:11.692	22 3:12.521		70						
26 10	Jussi-Petteri LEPPihalme Pekka Leppihalme	FIN Ford Focus Mk2	13 3:10.288	23 3:25.153	36 DNF		72						
27 44	Valdur REINSALU Reinsalu Sport	EST Ford Fiesta	27 3:25.601	22 3:23.192	26 3:21.410		75						
28 92	Anton MARKLUND Anton Marklund	SWE VW Polo T16	28 3:31.262	36 DNF	13 3:08.298		77						
29 47	Silvo VIITANEN Silvo Viitanen	FIN Ford Fiesta	23 3:20.726	21 3:18.737	36 DNF		80						
30 50	Atro MÄÄTTÄ Atro Määttä	FIN Ford Focus	15 3:11.070	36 DNF	36 DNF		87						
31 45	Andri ÖUN Reinsalu Sport	EST Ford Fiesta	25 3:24.202	25 3:27.224	37 DNS		87						
32 67	Frank VALLE Frank Valle	NOR Ford Fiesta	26 3:25.548	24 3:25.915	38 EXC		88						
33 49	Mats ÖHMAN Mats Öhman	SWE Volvo S40	36 DNF	37 DNS	18 3:10.846		91						
34 65	Dennis RØMER Team Rømer	DNK Seat Cordoba	30 3:37.060	37 DNS	37 DNS		104						
35 33	Liam DORAN Liam Doran	GBR Citroën DS3	36 DNF	37 DNS	37 DNS		110						

35 drivers

These results are provisional until the conclusion of any judicial and technical inquiries.

Höljesbanan(1210 m)

Published at...	Clerk of the Course Morgan ÖSTLUND 	Timekeeper Péter MAJOSHÁZI 	
-----------------	---	---	---

Printed: 7/7/2013 11:12:03 AM

Page 2 of 2

Supercar




Doc. No. 34

Result of Heat 4

Pos.	No.	Driver Competitor/Entrant	Nat. Car	Laps	Total Tm Notice	Diff	JL	Lap1 Lap5	Lap2 Lap6	Lap3 Lap7	Lap4 Lap8	Pts.
1	68	Mattias EKSTRÖM Marklund Motorsport	SWE VW Polo T16	4	3:02.703	-	1	0:50.591	0:44.013	0:44.021	0:44.078	1
2	61	Johan KRISTOFFERSSON Kristoffersson Motorsport	SWE VW Scirocco	4	3:03.458	0:00.755	1	0:47.432	0:44.349	0:44.351	0:47.326	2
3	1	Timur TIMERZYANOV Namus Hansen Motosport	RUS Citroën DS3	4	3:04.372	0:01.669	1	0:47.546	0:44.998	0:44.552	0:47.276	3
4	25	Alexander HVAAL Citroën Hansen Motorsport	NOR Citroën DS3	4	3:05.046	0:02.343	1	0:51.695	0:44.354	0:44.325	0:44.672	4
5	66	Andreas BAKKERUD Bakkerud Motorsport	NOR Citroën DS3	4	3:05.420	0:02.717	1	0:47.510	0:45.059	0:45.154	0:47.697	5
6	18	Patrick SANDELL Olsbergs MSE AB	SWE Ford Fiesta	4	3:05.519	0:02.816	1	0:48.254	0:44.567	0:48.600	0:44.098	6
7	3	Daniel HOLTEN Daniel Holten	NOR Volvo C30	4	3:06.508	0:03.805	1	0:49.330	0:44.761	0:44.687	0:47.730	7
8	92	Anton MARKLUND Anton Marklund	SWE VW Polo T16	4	3:07.418	0:04.715	1	0:52.184	0:45.247	0:44.891	0:45.096	8
9	5	Stig-Olov WALFRIDSON Helmia Motorsport	SWE Renault Clio III	4	3:08.573	0:05.870	1	0:52.929	0:45.254	0:45.015	0:45.375	9
10	49	Mats ÖHMAN Mats Öhman	SWE Volvo S40	4	3:08.697	0:05.994	1	0:52.017	0:45.922	0:45.232	0:45.526	10
11	63	Mikael THIMAN Olsbergs MSE AB	SWE Ford Fiesta	4	3:08.877	0:06.174	1	0:52.168	0:44.712	0:45.126	0:46.871	11
12	6	Davy JEANNEY Davy Jeanney	FRA Citroën C4	4	3:08.883	0:06.180	1	0:49.544	0:47.960	0:46.679	0:44.700	12
13	11	Petter SOLBERG PS 110% AB	NOR Citroën DS3	4	3:08.892	0:06.189	1	0:52.900	0:45.994	0:45.202	0:44.796	13
14	7	Knut Ove BØRSETH Knut Ove Børseth	NOR Ford Focus Mk2	4	3:09.367	0:06.664	1	0:48.529	0:45.038	0:45.642	0:50.158	14
15	53	Toni LUKANDER Eklund Motorsport	FIN Saab 93	4	3:09.479	0:06.776	1	0:49.019	0:45.492	0:49.371	0:45.597	15
16	8	Peter HEDSTRÖM Peter Hedström	SWE Skoda Fabia Mk2	4	3:09.488	0:06.785	1	0:48.684	0:45.832	0:45.833	0:49.139	16
17	67	Frank VALLE Frank Valle	NOR Ford Fiesta	4	3:09.766	0:07.063	1	0:48.566	0:46.228	0:46.002	0:48.970	17
18	14	Morten BERMINGRUD Morten Bermingrud	NOR Citroën C4	4	3:10.061	0:07.358	1	0:52.944	0:45.412	0:45.732	0:45.973	18
19	88	Henning SOLBERG Henning Solberg Motorsport	NOR Saab 93	4	3:10.830	0:08.127	1	0:48.195	0:45.006	0:48.618	0:49.011	19
20	64	Henning NYBERG Henning Nyberg	NOR Renault Clio	4	3:11.415	0:08.712	1	0:50.977	0:45.790	0:48.682	0:45.966	20
21	26	Andy SCOTT Albatec Racing Ltd	GBR Peugeot 208	4	3:11.481	0:08.778	1	0:53.302	0:45.911	0:46.105	0:46.163	21
22	22	Mats LYSEN Mats Lysen	NOR Renault Clio	4	3:11.745	0:09.042	1	0:53.426	0:46.373	0:46.572	0:45.374	22
23	55	Stein Egil JENSSEN Stein Egil Jenssen	NOR Ford Focus	4	3:13.355	0:10.652	1	0:50.101	0:46.465	0:49.817	0:46.972	23
24	59	Tore KRISTOFFERSEN Tore Kristoffersen	NOR Ford Fiesta	4	3:14.032	0:11.329	1	0:50.591	0:46.433	0:46.484	0:50.524	24

These results are provisional until the conclusion of any judicial and technical inquires.

Höljesbanan(1210 m)

Published at...	Clerk of the Course Morgan ÖSTLUND 	Timekeeper Péter MAJOSHÁZI 	
-----------------	---	---	---

Printed: 7/7/2013 12:31:28 PM

Page 1 of 2

Supercar

Doc. No. 34




Result of Heat 4

Pos.	No.	Driver Competitor/Entrant	Nat. Car	Laps	Total Tm Notice	Diff	JL	Lap1 Lap5	Lap2 Lap6	Lap3 Lap7	Lap4 Lap8	Pts.
25	21	Timmy HANSEN Citroën Hansen Motorsport	SWE Citroën DS3	4	3:16.023	0:13.320	1	0:48.925	0:44.682	0:57.840	0:44.576	25
26	47	Silvo VIITANEN Silvo Viitanen	FIN Ford Fiesta	4	3:17.926	0:15.223	1	0:50.671	0:47.824	0:48.345	0:51.086	26
27	44	Valdur REINSALU Reinsalu Sport	EST Ford Fiesta	4	3:28.205	0:25.502	1	0:52.322	0:55.956	0:51.983	0:47.944	27
28	54	Jos JANSEN Jos Jansen	BEL Ford Focus Mk3	4	3:44.620	0:41.917	1	0:57.820	0:47.166	1:00.294	0:59.340	28
29	60	Tommy RUSTAD Tommy Rustad	NOR Volvo C30	4	3:54.331	0:51.628	1	0:49.313	0:57.230	1:03.662	1:04.126	29
DNS	62	Pontus TIDEMAND Kristoffersson Motorsport	SWE VW Scirocco	0	-	-	0	-	-	-	-	37
DNS	10	Jussi-Petteri LEPPihalme Pekka Leppihalme	FIN Ford Focus Mk2	0	-	-	0	-	-	-	-	37
DNS	50	Atro MÄÄTTÄ Atro Määttä	FIN Ford Focus	0	-	-	0	-	-	-	-	37
DNS	45	Andri ÖUN Reinsalu Sport	EST Ford Fiesta	0	-	-	0	-	-	-	-	37
DNS	65	Dennis RØMER Team Rømer	DNK Seat Cordoba	0	-	-	0	-	-	-	-	37
DNS	33	Liam DORAN Liam Doran	GBR Citroën DS3	0	-	-	0	-	-	-	-	37

Total: 35 Drivers included: DNS: 6 , DNF: 0, EXC: 0

These results are provisional until the conclusion of any judicial and technical inquires.

Höljesbanan(1210 m)

Published at...	Clerk of the Course Morgan ÖSTLUND 	Timekeeper Péter MAJOSHÁZI 	
-----------------	---	---	---

Printed: 7/7/2013 12:31:28 PM

Page 2 of 2

Supercar

Doc. No. 35

Intermediate Classification

Pos. No.	Driver Competitor/Entrant	Nat. Car	Heat 1	Heat 2	Heat 3	Heat 4	Heat Sum	Int. Pt.	SF1	SF2	Final	Ch. Pt.	Ch Sum
1 25	Alexander HVAAL Citroën Hansen Motorsport	NOR Citroën DS3	5 3:06.958	7 3:09.452	6 3:06.002	4 3:05.046	22	16					63
2 66	Andreas BAKKERUD Bakkerud Motorsport	NOR Citroën DS3	8 3:08.121	2 3:06.815	7 3:06.272	5 3:05.420	22	15					77
3 6	Davy JEANNEY Davy Jeanney	FRA Citroën C4	2 3:05.535	3 3:07.394	5 3:05.842	12 3:08.883	22	14					98
4 18	Patrick SANDELL Olsbergs MSE AB	SWE Ford Fiesta	4 3:06.687	20 3:18.667	3 3:04.872	6 3:05.519	33	13					13
5 68	Mattias EKSTRÖM Marklund Motorsport	SWE VW Polo T16	7 3:08.118	27 3:41.046	1 3:03.526	1 3:02.703	36	12					12
6 3	Daniel HOLTEN Daniel Holten	NOR Volvo C30	14 3:10.386	8 3:09.725	8 3:07.037	7 3:06.508	37	11					21
7 21	Timmy HANSEN Citroën Hansen Motorsport	SWE Citroën DS3	3 3:05.653	9 3:09.943	4 3:05.178	25 3:16.023	41	10					107
8 88	Henning SOLBERG Henning Solberg Motorsport	NOR Saab 93	10 3:09.308	5 3:09.109	10 3:07.571	19 3:10.830	44	9					14
9 61	Johan KRISTOFFERSSON Kristoffersson Motorsport	SWE VW Scirocco	19 3:11.930	15 3:12.108	11 3:07.772	2 3:03.458	47	8					8
10 1	Timur TIMERZYANOV Namus Hansen Motosport	RUS Citroën DS3	36 DNF	6 3:09.193	2 3:04.263	3 3:04.372	47	7					117
11 11	Petter SOLBERG PS 110% AB	NOR Citroën DS3	1 3:04.502	10 3:10.637	37 DNS	13 3:08.892	61	6					68
12 53	Toni LUKANDER Eklund Motorsport	FIN Saab 93	17 3:11.371	14 3:11.916	15 3:09.287	15 3:09.479	61	5					7
13 63	Mikael THIMAN Olsbergs MSE AB	SWE Ford Fiesta	9 3:08.650	36 DNF	9 3:07.127	11 3:08.877	65	4					4
14 5	Stig-Olov WALFRIDSON Helmia Motorsport	SWE Renault Clio III	6 3:07.916	37 DNS	14 3:08.688	9 3:08.573	66	3					24
15 14	Morten BERMINGRUD Morten Bermingrud	NOR Citroën C4	18 3:11.916	13 3:11.768	17 3:10.578	18 3:10.061	66	2					4
16 7	Knut Ove BØRSETH Knut Ove Børseth	NOR Ford Focus Mk2	16 3:11.275	16 3:13.021	25 3:16.319	14 3:09.367	71	1					47
17 60	Tommy RUSTAD Tommy Rustad	NOR Volvo C30	29 3:31.656	1 3:06.742	12 3:07.879	29 3:54.331	71	0					16
18 8	Peter HEDSTRÖM Peter Hedström	SWE Skoda Fabia Mk2	24 3:24.173	18 3:15.113	16 3:10.548	16 3:09.488	74	0					36
19 22	Mats LYSEN Mats Lysen	NOR Renault Clio	12 3:09.893	11 3:11.611	36 DNF	22 3:11.745	81	0					42
20 55	Stein Egil JENSSEN Stein Egil Jenssen	NOR Ford Focus	21 3:17.381	17 3:14.806	21 3:11.460	23 3:13.355	82	0					0
21 92	Anton MARKLUND Anton Marklund	SWE VW Polo T16	28 3:31.262	36 DNF	13 3:08.298	8 3:07.418	85	0					70
22 64	Henning NYBERG Henning Nyberg	NOR Renault Clio	11 3:09.474	36 DNF	19 3:11.072	20 3:11.415	86	0					0
23 26	Andy SCOTT Albatec Racing Ltd	GBR Peugeot 208	20 3:15.418	26 3:39.150	23 3:12.966	21 3:11.481	90	0					-8

These results are provisional until the conclusion of any judicial and technical inquires.

Höljesbanan(1210 m)

Published at...	Clerk of the Course Morgan ÖSTLUND 	Timekeeper Péter MAJOSHÁZI 	
-----------------	---	---	---

Printed: 7/7/2013 12:32:09 PM

Page 1 of 2

Supercar

Doc. No. 35

Intermediate Classification

Pos. No.	Driver Competitor/Entrant	Nat. Car	Heat 1	Heat 2	Heat 3	Heat 4	Heat Sum	Int. Pt.	SF1	SF2	Final	Ch. Pt.	Ch Sum
24 54	Jos JANSEN Jos Jansen	BEL Ford Focus Mk3	22 3:18.791	19 3:16.593	24 3:16.091	28 3:44.620	93	0					3
25 59	Tore KRISTOFFERSEN Tore Kristoffersen	NOR Ford Fiesta	36 DNF	12 3:11.692	22 3:12.521	24 3:14.032	94	0					3
26 62	Pontus TIDEMAND Kristoffersson Motorsport	SWE VW Scirocco	38 EXC	4 3:08.510	20 3:11.311	37 DNS	99	0					0
27 49	Mats ÖHMAN Mats Öhman	SWE Volvo S40	36 DNF	37 DNS	18 3:10.846	10 3:08.697	101	0					0
28 44	Valdur REINSALU Reinsalu Sport	EST Ford Fiesta	27 3:25.601	22 3:23.192	26 3:21.410	27 3:28.205	102	0					0
29 67	Frank VALLE Frank Valle	NOR Ford Fiesta	26 3:25.548	24 3:25.915	38 EXC	17 3:09.766	105	0					0
30 47	Silvo VIITANEN Silvo Viitanen	FIN Ford Fiesta	23 3:20.726	21 3:18.737	36 DNF	26 3:17.926	106	0					0
31 10	Jussi-Petteri LEPPIHALME Pekka Leppihalme	FIN Ford Focus Mk2	13 3:10.288	23 3:25.153	36 DNF	37 DNS	109	0					27
32 50	Atro MÄÄTTÄ Atro Määttä	FIN Ford Focus	15 3:11.070	36 DNF	36 DNF	37 DNS	124	0					0
33 45	Andri ÖUN Reinsalu Sport	EST Ford Fiesta	25 3:24.202	25 3:27.224	37 DNS	37 DNS	124	0					-15
34 65	Dennis RØMER Team Rømer	DNK Seat Cordoba	30 3:37.060	37 DNS	37 DNS	37 DNS	141	0					0
35 33	Liam DORAN Liam Doran	GBR Citroën DS3	36 DNF	37 DNS	37 DNS	37 DNS	147	0					71

35 drivers

These results are provisional until the conclusion of any judicial and technical inquires.

Höljesbanan(1210 m)

Published at...	Clerk of the Course Morgan ÖSTLUND 	Timekeeper Péter MAJOSHÁZI 	
-----------------	---	---	---

Printed: 7/7/2013 12:32:09 PM

Page 2 of 2

Supercar

Doc. No. 40

Provisional Grid for Semi-Finals

Semi-Final 1

Row 1

25	Alexander HVAAL Citroën Hansen Motorsport	NOR	Citroën DS3 Supercar
6	Davy JEANNEY Davy Jeanney	FRA	Citroën C4 Supercar

Sporting Regulation 15.6.3 : If a driver is unable to take his place in a Semi-Final, he will be substituted by the next qualifier (the highest placed driver in the intermediate classification not already in the Semi-Finals). Any such substitute(s) will take the last place(s) on the grid with those ahead of them moving up to fill the place left by the non-starter(s).

Row 2

68	Mattias EKSTRÖM Marklund Motorsport	SWE	VW Polo T16 Supercar
21	Timmy HANSEN Citroën Hansen Motorsport	SWE	Citroën DS3 Supercar

Row 3

61	Johan KRISTOFFERSSON Kristoffersson Motorsport	SWE	VW Scirocco Supercar
11	Petter SOLBERG PS 110% AB	NOR	Citroën DS3 Supercar

Semi-Final 2

Row 1

66	Andreas BAKKERUD Bakkerud Motorsport	NOR	Citroën DS3 Supercar
18	Patrick SANDELL Olsbergs MSE AB	SWE	Ford Fiesta Supercar

Row 2

3	Daniel HOLTEN Daniel Holten	NOR	Volvo C30 Supercar
88	Henning SOLBERG Henning Solberg Motorsport	NOR	Saab 93 Supercar

Row 3

1	Timur TIMERZYANOV Namus Hansen Motosport	RUS	Citroën DS3 Supercar
53	Toni LUKANDER Eklund Motorsport	FIN	Saab 93 Supercar

Next qualifier (13-)

13	63 Mikael THIMAN	SWE	23	26 Andy SCOTT	GBR
14	5 Stig-Olov WALFRIDSON	SWE	24	54 Jos JANSEN	BEL
15	14 Morten BERMINGRUD	NOR	25	59 Tore KRISTOFFERSEN	NOR
16	7 Knut Ove BØRSETH	NOR	26	62 Pontus TIDEMAND	SWE
17	60 Tommy RUSTAD	NOR	27	49 Mats ÖHMAN	SWE
18	8 Peter HEDSTRÖM	SWE	28	44 Valdur REINSALU	EST
19	22 Mats LYSEN	NOR	29	67 Frank VALLE	NOR
20	55 Stein Egil JENSSEN	NOR	30	47 Silvo VIITANEN	FIN
21	92 Anton MARKLUND	SWE	31	10 Jussi-Petteri LEPPihalme	FIN
22	64 Henning NYBERG	NOR	32	50 Aro MÄÄTTÄ	FIN

Höljesbanan(1210 m)

Published at...	Clerk of the Course Morgan ÖSTLUND 	Timekeeper Péter MAJOSHÁZI 	
-----------------	---	---	---

Printed: 7/7/2013 12:33:02 PM

Page 1 of 2

Supercar

Doc. No. 45

Results of Semi-finals

Semi-final 1

Pos.	No.	Driver Competitor/Entrant	Nat.	Car	Laps	Total Tm Notice	Diff	JL	Lap1 Lap5	Lap 2 Lap 6	Lap3 Lap7	Lap4 Lap8	Ch.	Pt.
1	68	Mattias EKSTRÖM Marklund Motorsport	SWE	VW Polo T16	6	4:33.679 -		1	0:47.804 0:44.464	0:44.779 0:47.427	0:44.559	0:44.646		6
2	21	Timmy HANSEN Citroën Hansen Motorsport	SWE	Citroën DS3	6	4:34.865 -	0:01.186	1	0:50.716 0:44.722	0:44.639 0:44.989	0:45.051	0:44.748		5
3	11	Petter SOLBERG PS 110% AB	NOR	Citroën DS3	6	4:35.803 -	0:02.124	1	0:49.179 0:45.400	0:47.391 0:44.943	0:44.549	0:44.341		4
4	61	Johan KRISTOFFERSSON Kristoffersson Motorsport	SWE	VW Scirocco	6	4:37.289 -	0:03.610	1	0:51.113 0:44.806	0:44.628 0:46.294	0:45.605	0:44.843		3
5	25	Alexander HVAAL Citroën Hansen Motorsport	NOR	Citroën DS3	6	4:37.622 -	0:03.943	1	0:48.856 0:44.519	0:45.282 0:49.130	0:44.949	0:44.886		2
6	6	Davy JEANNEY Davy Jeanney	FRA	Citroën C4	4	3:07.720 -	+2 LAP	1	0:49.545	0:45.447	0:45.021	0:47.707		1

Semi-final 2

Pos.	No.	Driver Competitor/Entrant	Nat.	Car	Laps	Total Tm Notice	Diff	JL	Lap1 Lap5	Lap 2 Lap 6	Lap3 Lap7	Lap4 Lap8	Ch.	Pt.
1	66	Andreas BAKKERUD Bakkerud Motorsport	NOR	Citroën DS3	6	4:34.923 -		1	0:47.700 0:45.111	0:45.096 0:44.867	0:44.491	0:47.658		6
2	3	Daniel HOLTEN Daniel Holten	NOR	Volvo C30	6	4:38.216 -	0:03.293	1	0:51.405 0:45.233	0:45.919 0:45.314	0:45.202	0:45.143		5
3	88	Henning SOLBERG Henning Solberg Motorsport	NOR	Saab 93	6	4:40.088 -	0:05.165	1	0:49.162 0:45.728	0:48.609 0:45.772	0:45.244	0:45.573		4
4	1	Timur TIMERZYANOV Namus Hansen Motosport	RUS	Citroën DS3	6	4:40.872 -	0:05.949	1	0:49.910 0:45.873	0:45.631 0:48.832	0:45.058	0:45.568		3
5	53	Toni LUKANDER Eklund Motorsport	FIN	Saab 93	6	4:42.897 -	0:07.974	1	0:53.881 0:45.797	0:45.808 0:45.718	0:45.665	0:46.028		2
6	18	Patrick SANDELL Olsbergs MSE AB	SWE	Ford Fiesta	2	1:35.096 -	+4 LAP	0	0:48.654	0:46.442				1

These results are provisional until the conclusion of any judicial and technical inquiries.

Höljesbanan(1210 m)

Published at...	Clerk of the Course Morgan ÖSTLUND 	Timekeeper Péter MAJOSHÁZI 	
-----------------	---	---	---

Printed: 7/7/2013 3:17:59 PM

Page 1 of 1

Supercar

Doc. No. 46

Provisional Grid for-Final

Final

Row 1

66	Andreas BAKKERUD Bakkerud Motorsport	NOR	Citroën DS3 Supercar
68	Mattias EKSTRÖM Marklund Motorsport	SWE	VW Polo T16 Supercar

Row 2

3	Daniel HOLTEN Daniel Holten	NOR	Volvo C30 Supercar
21	Timmy HANSEN Citroën Hansen Motorsport	SWE	Citroën DS3 Supercar

Row 3

88	Henning SOLBERG Henning Solberg Motorsport	NOR	Saab 93 Supercar
11	Petter SOLBERG PS 110% AB	NOR	Citroën DS3 Supercar

Sporting Regulation 15.6.4 : If a driver is unable to take his place in the Final, he will be substituted by the next qualifier (the Semi-finalist with the highest points score in the event who is not already in the Final).

Next qualifier (7-)

25 Alexander HVAAL	NOR	18
6 Davy JEANNEY	FRA	15
18 Patrick SANDELL	SWE	14
61 Johan KRISTOFFERSSON	SWE	11
1 Timur TIMERZYANOV	RUS	10
53 Toni LUKANDER	FIN	7

Höljesbanan(1210 m)

Published at...	Clerk of the Course Morgan ÖSTLUND 	Timekeeper Péter MAJOSHÁZI 	
-----------------	---	---	---

Printed: 7/7/2013 3:32:55 PM

Page 1 of 1

Supercar

Doc. No. 51

Result of Final

Pos.	No.	Driver Competitor/Entrant	Nat.	Car	Laps	Total Tm	Diff	JL	Lap1 Lap5	Lap 2 Lap 6	Lap3 Lap7	Lap4 Lap8	Ch. Pt.
1	66	Andreas BAKKERUD Bakkerud Motorsport	NOR	Citroën DS3	6	4:32.446		1	0:47.663 0:44.109	0:44.266 0:44.148	0:44.492	0:47.768	6
2	68	Mattias EKSTRÖM Marklund Motorsport	SWE	VW Polo T16	6	4:33.020	0:00.574	1	0:48.517 0:44.125	0:47.269 0:44.290	0:43.807	0:45.012	5
3	21	Timmy HANSEN Citroën Hansen Motorsport	SWE	Citroën DS3	6	4:33.872	0:01.426	1	0:50.889 0:44.463	0:44.096 0:44.500	0:44.053	0:45.871	4
4	88	Henning SOLBERG Henning Solberg Motorsport	NOR	Saab 93	6	4:39.724	0:07.278	1	0:52.797 0:45.361	0:45.522 0:45.405	0:45.149	0:45.490	3
5	3	Daniel HOLTEN Daniel Holten	NOR	Volvo C30	6	5:07.439	0:34.993	1	0:51.871 0:51.176	0:48.520 0:56.364	0:49.344	0:50.164	2
6	11	Petter SOLBERG PS 110% AB	NOR	Citroën DS3	2	1:32.324	+4 LAP	0	0:48.048	0:44.276			1

These results are provisional until the conclusion of any judicial and technical inquiries.

Höljesbanan(1210 m)

Published at...	Clerk of the Course Morgan ÖSTLUND 	Timekeeper Péter MAJOSHÁZI 	
-----------------	---	---	---

Printed: 7/7/2013 3:46:47 PM

Page 1 of 1


Supercar

Doc. No. 55

Official results

Pos. No.	Driver Competitor/Entrant	Nat. Car	Heat 1	Heat 2	Heat 3	Heat 4	Heat Sum	Int. Pt.	SF1	SF2	Final	Ch. Pt.
1 66	Andreas BAKKERUD Bakkerud Motorsport	NOR Citroën DS3	8 3:08.121	2 3:06.815	7 3:06.272	5 3:05.420	22	15	6 4:34.923	6 4:32.446	27	
2 68	Mattias EKSTRÖM Marklund Motorsport	SWE VW Polo T16	7 3:08.118	27 3:41.046	1 3:03.526	1 3:02.703	36	12	6 4:33.679	5 4:33.020	23	
3 21	Timmy HANSEN Citroën Hansen Motorsport	SWE Citroën DS3	3 3:05.653	9 3:09.943	4 3:05.178	25 3:16.023	41	10	5 4:34.865	4 4:33.872	19	
4 88	Henning SOLBERG Henning Solberg Motorsport	NOR Saab 93	10 3:09.308	5 3:09.109	10 3:07.571	19 3:10.830	44	9	4 4:40.088	3 4:39.724	16	
5 3	Daniel HOLTEN Daniel Holten	NOR Volvo C30	14 3:10.386	8 3:09.725	8 3:07.037	7 3:06.508	37	11	5 4:38.216	2 5:07.439	18	
6 11	Petter SOLBERG PS 110% AB	NOR Citroën DS3	1 3:04.502	10 3:10.637	37 DNS	13 3:08.892	61	6	4 4:35.803	1 +4 LAP	-19	
7 25	Alexander HVAAL Citroën Hansen Motorsport	NOR Citroën DS3	5 3:06.958	7 3:09.452	6 3:06.002	4 3:05.046	22	16	2 4:37.622		18	
8 6	Davy JEANNEY Davy Jeanney	FRA Citroën C4	2 3:05.535	3 3:07.394	5 3:05.842	12 3:08.883	22	14	1 +2 LAP		15	
9 18	Patrick SANDELL Olsbergs MSE AB	SWE Ford Fiesta	4 3:06.687	20 3:18.667	3 3:04.872	6 3:05.519	33	13	1 +4 LAP		14	
10 61	Johan KRISTOFFERSSON Kristoffersson Motorsport	SWE VW Scirocco	19 3:11.930	15 3:12.108	11 3:07.772	2 3:03.458	47	8	3 4:37.289		11	
11 1	Timur TIMERZYANOV Namus Hansen Motosport	RUS Citroën DS3	36 DNF	6 3:09.193	2 3:04.263	3 3:04.372	47	7	3 4:40.872		10	
12 53	Toni LUKANDER Eklund Motorsport	FIN Saab 93	17 3:11.371	14 3:11.916	15 3:09.287	15 3:09.479	61	5	2 4:42.897		7	
13 63	Mikael THIMAN Olsbergs MSE AB	SWE Ford Fiesta	9 3:08.650	36 DNF	9 3:07.127	11 3:08.877	65	4			4	
14 5	Stig-Olov WALFRIDSON Helmia Motorsport	SWE Renault Clio III	6 3:07.916	37 DNS	14 3:08.688	9 3:08.573	66	3			3	
15 14	Morten BERMINGRUD Morten Bermingrud	NOR Citroën C4	18 3:11.916	13 3:11.768	17 3:10.578	18 3:10.061	66	2			2	
16 7	Knut Ove BØRSETH Knut Ove Børseth	NOR Ford Focus Mk2	16 3:11.275	16 3:13.021	25 3:16.319	14 3:09.367	71	1			1	
17 60	Tommy RUSTAD Tommy Rustad	NOR Volvo C30	29 3:31.656	1 3:06.742	12 3:07.879	29 3:54.331	71	0			0	
18 8	Peter HEDSTRÖM Peter Hedström	SWE Skoda Fabia Mk2	24 3:24.173	18 3:15.113	16 3:10.548	16 3:09.488	74	0			0	
19 22	Mats LYSEN Mats Lysen	NOR Renault Clio	12 3:09.893	11 3:11.611	36 DNF	22 3:11.745	81	0			0	
20 55	Stein Egil JENSSEN Stein Egil Jenssen	NOR Ford Focus	21 3:17.381	17 3:14.806	21 3:11.460	23 3:13.355	82	0			0	
21 92	Anton MARKLUND Anton Marklund	SWE VW Polo T16	28 3:31.262	36 DNF	13 3:08.298	8 3:07.418	85	0			0	
22 64	Henning NYBERG Henning Nyberg	NOR Renault Clio	11 3:09.474	36 DNF	19 3:11.072	20 3:11.415	86	0			0	
23 26	Andy SCOTT Albatec Racing Ltd	GBR Peugeot 208	20 3:15.418	26 3:39.150	23 3:12.966	21 3:11.481	90	0			0	

Höljesbanan(1210 m)

Published at...	Steward Wlodek SZANIAWSKI	Steward Cheryl LYNCH	Steward Bengt Göran GRENANDER	
-----------------	------------------------------	-------------------------	----------------------------------	---

Supercar


Doc. No. 55

Official results

Pos. No.	Driver Competitor/Entrant	Nat.	Car	Heat 1	Heat 2	Heat 3	Heat 4	Heat Sum	Int. Pt.	SF1	SF2	Final	Ch. Pt.
24 54	Jos JANSEN Jos Jansen	BEL	Ford Focus Mk3	22 3:18.791	19 3:16.593	24 3:16.091	28 3:44.620	93	0				0
25 59	Tore KRISTOFFERSEN Tore Kristoffersen	NOR	Ford Fiesta	36 DNF	12 3:11.692	22 3:12.521	24 3:14.032	94	0				0
26 62	Pontus TIDEMAND Kristoffersson Motorsport	SWE	VW Scirocco	38 EXC	4 3:08.510	20 3:11.311	37 DNS	99	0				0
27 49	Mats ÖHMAN Mats Öhman	SWE	Volvo S40	36 DNF	37 DNS	18 3:10.846	10 3:08.697	101	0				-15
28 44	Valdur REINSALU Reinsalu Sport	EST	Ford Fiesta	27 3:25.601	22 3:23.192	26 3:21.410	27 3:28.205	102	0				0
29 67	Frank VALLE Frank Valle	NOR	Ford Fiesta	26 3:25.548	24 3:25.915	38 EXC	17 3:09.766	105	0				0
30 47	Silvo VIITANEN Silvo Viitanen	FIN	Ford Fiesta	23 3:20.726	21 3:18.737	36 DNF	26 3:17.926	106	0				0
31 10	Jussi-Petteri LEPPIHALME Pekka Leppihalme	FIN	Ford Focus Mk2	13 3:10.288	23 3:25.153	36 DNF	37 DNS	109	0				0
32 50	Atro MÄÄTTÄ Atro Määttä	FIN	Ford Focus	15 3:11.070	36 DNF	36 DNF	37 DNS	124	0				0
33 45	Andri ÖUN Reinsalu Sport	EST	Ford Fiesta	25 3:24.202	25 3:27.224	37 DNS	37 DNS	124	0				0
34 65	Dennis RØMER Team Rømer	DNK	Seat Cordoba	30 3:37.060	37 DNS	37 DNS	37 DNS	141	0				0
35 33	Liam DORAN Liam Doran	GBR	Citroën DS3	36 DNF	37 DNS	37 DNS	37 DNS	147	0				0

#11 2x engine change, #49 1x engine change

Höljesbanan(1210 m)

Published at...	Steward Wlodek SZANIAWSKI	Steward Cheryl LYNCH	Steward Bengt Göran GRENANDER	
-----------------	------------------------------	-------------------------	----------------------------------	---

Page 2 of 2

Supercar

Provisional Championship standing

Pos.	No.	Driver	Nat.	Car	Rd1 GBR	Rd2 POR	Rd3 HUN	Rd4 FIN	Rd5 NOR	Rd6 SWE	Rd7 FRA	Rd8 AUT	Rd9 GER	Penalty	Ch. Pt
1	1	Timur TIMERZYANOV	RUS	Citroën DS3	19	22	26	21	22	10	0	0	0	0	120
2	21	Timmy HANSEN	SWE	Citroën DS3	25	10	26	25	11	19	0	0	0	0	116
3	6	Davy JEANNEY	FRA	Citroën C4	18	21	25	13	22	15	0	0	0	-15	99
4	66	Andreas BAKKERUD	NOR	Citroën DS3	5	15	2	16	24	27	0	0	0	0	89
5	33	Liam DORAN	GBR	Citroën DS3	6	19	6	21	19	0	0	0	0	0	71
6	92	Anton MARKLUND	SWE	VW Polo T16	16	11	15	11	17	0	0	0	0	0	70
7	25	Alexander HVAAL	NOR	Citroën DS3	12	13	17	7	13	18	0	0	0	-15	65
8	34	Tanner FOUST	USA	Ford Fiesta	26	0	0	24	0	0	0	0	0	0	50
9	7	Knut Ove BØRSETH	NOR	Ford Focus Mk2	11	10	17	8	0	1	0	0	0	0	47
10	11	Petter SOLBERG	NOR	Citroën DS3	10	21	10	17	4	11	0	0	0	-30	43
11	22	Mats LYSEN	NOR	Renault Clio	0	23	16	3	0	0	0	0	0	0	42
12	8	Peter HEDSTRÖM	SWE	Skoda Fabia Mk2	0	7	13	0	16	0	0	0	0	0	36
13	3	Daniel HOLTEN	NOR	Volvo C30	0	0	0	0	10	18	0	0	0	0	28
14	10	Jussi-Petteri LEPPihalme	FIN	Ford Focus Mk2	19	0	0	0	8	0	0	0	0	0	27
15	5	Stig-Olov WALFRIDSON	SWE	Renault Clio III	6	14	0	0	1	3	0	0	0	0	24
16	68	Mattias EKSTRÖM	SWE	VW Polo T16	0	0	0	0	0	23	0	0	0	0	23
17	88	Henning SOLBERG	NOR	Saab 93	5	0	0	0	0	16	0	0	0	0	21
18	57	Toomas HEIKKINEN	FIN	Ford Fiesta	0	0	0	18	0	0	0	0	0	0	18
19	60	Tommy RUSTAD	NOR	Volvo C30	0	0	0	0	16	0	0	0	0	0	16
20	12	Julian GODFREY	GBR	Ford Fiesta	14	0	0	0	0	0	0	0	0	0	14
21	18	Patrick SANDELL	SWE	Ford Fiesta	0	0	0	0	0	14	0	0	0	0	14
22	15	Tord LINNERUD	NOR	Renault Clio	0	0	0	0	11	0	0	0	0	0	11
23	61	Johan KRISTOFFERSSON	SWE	VW Scirocco	0	0	0	0	0	11	0	0	0	0	11
24	37	Zoltán HARSÁNYI	HUN	Mitsubishi Lancer	0	0	10	0	0	0	0	0	0	0	10
25	53	Toni LUKANDER	FIN	Saab 93	0	0	0	2	0	7	0	0	0	0	9
26	51	Ari PERKIÖMÄKI	FIN	Ford Fiesta	0	0	0	8	0	0	0	0	0	0	8
27	35	Attila MÓZER	HUN	Skoda Fabia Mk2	0	0	7	0	0	0	0	0	0	0	7
28	9	Michael DE KEERSMAECKER	BEL	Peugeot 208	0	3	4	0	0	0	0	0	0	0	7
29	2	Jean-Luc PAILLER	FRA	Peugeot 208	0	6	0	0	0	0	0	0	0	0	6
30	14	Morten BERMINGRUD	NOR	Citroën C4	0	0	0	0	2	2	0	0	0	0	4
31	36	Zoltán VASS	HUN	Mitsubishi Lancer	0	0	4	0	0	0	0	0	0	0	4

Höljesbanan(1210 m)

Supercar

Provisional Championship standing

Pos.	No.	Driver	Nat.	Car	Rd1 GBR	Rd2 POR	Rd3 HUN	Rd4 FIN	Rd5 NOR	Rd6 SWE	Rd7 FRA	Rd8 AUT	Rd9 GER	Penalty	Ch. Pt
32	38	Brian DEEGAN	USA	Ford Fiesta	0	0	0	4	0	0	0	0	0	0	4
33	63	Mikael THIMAN	SWE	Ford Fiesta	0	0	0	0	0	4	0	0	0	0	4
34	59	Tore KRISTOFFERSEN	NOR	Ford Fiesta	0	0	0	0	3	0	0	0	0	0	3
35	54	Jos JANSEN	BEL	Ford Focus Mk3	1	1	1	0	0	0	0	0	0	0	3
36	26	Andy SCOTT	GBR	Peugeot 208	5	2	0	0	0	0	0	0	0	-15	-8
37	52	Aki KARTTUNEN	FIN	Skoda Fabia	0	0	0	1	0	0	0	0	0	-15	-14
38	45	Andri ÖUN	EST	Ford Fiesta	0	0	0	0	0	0	0	0	0	-15	-15
39	49	Mats ÖHMAN	SWE	Volvo S40	0	0	0	0	0	0	0	0	0	-15	-15

Höljesbanan(1210 m)

Super1600

Doc. No. 02

List of starters

No.	Driver	Nat.	Competitor/Entrant	Car	Licence	Competitor Lic.
1	2 Ulrik LINNEMANN	DNK	Ulrik LINNEMANN	Peugeot 207	7592	7592
2	4 Ildar RAKHMATULLIN	RUS	Set Promotion	Renault Twingo	C#13139	50030544
3	5 Ondrej SMETANA	CZE	L.S Racing SRO	Ford Fiest	409	169
4	6 Vadim MAKAROV	RUS	Vadim Makarov	Skoda Fabia RS	C#13033	#13079
5	10 Janno LIGUR	EST	Ligur Racing	Skoda Fabia	223	23
6	15 Reinis NITISS	LVA	Set Promotion	Renault Clio	1301690001	50030544
7	21 Eric FAREN	SWE	Citroën Hansen Motorsport	Citroën C2	199003053254	546
8	22 Andreas STEFFEN	DEU	ACN-Buxtehude	Renault Clio	IC1101391	BIC1058152
9	37 René MÜNNICH	DEU	René Münnich	Skoda Fabia	IB1108069	IB1108069
10	38 Mandie AUGUST	DEU	Mandie August	Skoda Fabia	IC1122182	IC1122182
11	39 Kevin ERIKSSON	SWE	Set Promotion	Renault Clio	199607160539	50030544
12	41 Siim SALURI	EST	RS Racing Team	Citroën C2	224	36
13	46 Rasul MINNIKHANOV	RUS	STK Namus	Renault Twingo	#13118	#13030
14	51 Robert AAMODT	NOR	Robert Aamodt	Ford Fiesta	IRAC25490	AN25490
15	52 Malin GJERSTAD	NOR	Malin Gjerstad	Opel Corsa	IRAC38368	AN38368
16	60 Sandra HULTGREN	SWE	Sandra Hultgren	Skoda Fabia	199212060025	199212060025
17	61 Simon OLOFSSON	SWE	Simon Olofsson	Skoda Fabia	199502228993	199502228993
18	62 Mattias ANDERSSON	SWE	Mattias Andersson	Renault Clio	198303293958	198303293958
19	63 Christoffer LIA	NOR	Christoffer Lia	Opel Corsa	IRC35984	AN35984
20	64 Lina Marie HOLT	NOR	Lina Marie Holt	Citröen C2	IRC46404	AN46404
21	65 Jan PETERSEN	DNK	Jan Petersen	Citröen C2	08555	08555
22	89 Timur SHIGABOUTDINOV	RUS	Set Promotion	Renault Twingo	C#13102	50030544

22 drivers

These results are provisional until the conclusion of any judicial and technical inquiries.

Höljesbanan(1210 m)

Published at...	Clerk of the Course Morgan ÖSTLUND 	Timekeeper Péter MAJOSHÁZI 	
-----------------	---	---	---

Printed: 7/6/2013 8:45:49 AM

Page 1 of 1

Super1600

Doc. No. 05

Draw (and Grid for Heat 1)

Pos.	No.	Driver	Nat.	Competitor/Entrant	Car
1	89	Timur SHIGABOUTDINOV	RUS	Set Promotion	Renault Twingo
2	51	Robert AAMODT	NOR	Robert Aamodt	Ford Fiesta
3	37	René MÜNNICH	DEU	René Münnich	Skoda Fabia
4	6	Vadim MAKAROV	RUS	Vadim Makarov	Skoda Fabia RS
5	22	Andreas STEFFEN	DEU	ACN-Buxtehude	Renault Clio
6	62	Mattias ANDERSSON	SWE	Mattias Andersson	Renault Clio
7	5	Ondrej SMETANA	CZE	L.S Racing SRO	Ford Fiest
8	10	Janno LIGUR	EST	Ligur Racing	Skoda Fabia
9	15	Reinis NITISS	LVA	Set Promotion	Renault Clio
10	63	Christoffer LIA	NOR	Christoffer Lia	Opel Corsa
11	65	Jan PETERSEN	DNK	Jan Petersen	Citröen C2
12	4	Ildar RAKHMATULLIN	RUS	Set Promotion	Renault Twingo
13	61	Simon OLOFSSON	SWE	Simon Olofsson	Skoda Fabia
14	60	Sandra HULTGREN	SWE	Sandra Hultgren	Skoda Fabia
15	21	Eric FAREN	SWE	Citroën Hansen Motorsport	Citroën C2
16	38	Mandie AUGUST	DEU	Mandie August	Skoda Fabia
17	64	Lina Marie HOLT	NOR	Lina Marie Holt	Citröen C2
18	46	Rasul MINNIKHANOV	RUS	STK Namus	Renault Twingo
19	52	Malin GJERSTAD	NOR	Malin Gjerstad	Opel Corsa
20	2	Ulrik LINNEMANN	DNK	Ulrik LINNEMANN	Peugeot 207
21	41	Siim SALURI	EST	RS Racing Team	Citroën C2
22	39	Kevin ERIKSSON	SWE	Set Promotion	Renault Clio

These results are provisional until the conclusion of any judicial and technical inquires.

Höljesbanan(1210 m)

Published at..	Clerk of the Course Morgan ÖSTLUND 	Timekeeper Péter MAJOSHÁZI 	
----------------	---	---	---

Printed: 7/6/2013 10:49:19 AM

Page 1 of 1

Super1600

Doc. No. 08

Free Practice 1 Lap Times

Pos.	No.	Driver Competitor/Entrant	Nat.	Car	Best lap	Diff	Laps	Lap1 Lap5 Lap9 Lap13 Lap17	Lap 2 Lap 6 Lap10 Lap14 Lap18	Lap3 Lap7 Lap11 Lap15 Lap19	Lap4 Lap8 Lap12 Lap16 Lap20
1	15	Reinis NITISS Set Promotion	LVA	Renault Clio	0:47.644		11	0:52.647 0:48.902 0:47.644	0:49.191 0:53.003 0:47.842	0:50.211 0:49.059 0:47.992	6:23.832 5:24.095
2	6	Vadim MAKAROV Vadim Makarov	RUS	Skoda Fabia RS	0:47.678	0:00.034	11	0:49.858 0:48.522 0:47.678	0:50.379 0:52.701 0:49.931	0:53.465 0:52.393 0:51.469	8:51.957 7:29.146
3	4	Ildar RAKHMATULLIN Set Promotion	RUS	Renault Twingo	0:48.046	0:00.402	11	0:48.941 0:49.089 0:48.194	0:48.204 0:52.511 0:48.046	0:52.485 0:49.168 0:48.627	5:54.764 4:12.366
4	2	Ulrik LINNEMANN Ulrik LINNEMANN	DNK	Peugeot 207	0:48.227	0:00.583	4	8:36.634	0:48.447	0:48.291	0:48.227
5	21	Eric FAREN Citroën Hansen Motorsport	SWE	Citroën C2	0:48.427	0:00.783	7	0:50.557 0:48.427	0:48.896 0:48.513	0:49.790 0:53.958	6:05.293
6	37	René MÜNNICH René Münnich	DEU	Skoda Fabia	0:48.429	0:00.785	11	0:53.361 0:49.021 0:48.429	0:49.922 0:48.521 0:48.575	0:49.668 0:50.818 0:48.600	5:59.726 5:35.481
7	39	Kevin ERIKSSON Set Promotion	SWE	Renault Clio	0:48.655	0:01.011	7	0:49.660 0:49.221	0:48.655 0:50.127	0:51.512 0:48.952	6:10.721
8	89	Timur SHIGABOUTDINOV Set Promotion	RUS	Renault Twingo	0:48.731	0:01.087	7	0:49.903 0:48.929	0:50.075 0:52.295	0:54.087 0:48.731	4:27.347
9	51	Robert AAMODT Robert Aamodt	NOR	Ford Fiesta	0:48.958	0:01.314	7	0:53.099 0:49.278	0:50.102 0:48.958	0:49.694 0:50.901	6:07.549
10	46	Rasul MINNIKHANOV STK Namus	RUS	Renault Twingo	0:49.013	0:01.369	3	0:49.270	0:49.013	0:49.690	
11	22	Andreas STEFFEN ACN-Buxtehude	DEU	Renault Clio	0:49.294	0:01.650	7	0:52.389 0:52.416	0:51.682 0:49.702	0:50.660 0:49.294	3:35.114

These results are provisional until the conclusion of any judicial and technical inquires.

Höljesbanan(1210 m)

Published at...	Clerk of the Course Morgan ÖSTLUND 	Timekeeper Péter MAJOSHÁZI 	
-----------------	---	---	---

Printed: 7/6/2013 1:16:26 PM

Page 1 of 3

Super1600

Doc. No. 08

Free Practice 1 Lap Times

Pos.	No.	Driver Competitor/Entrant	Nat.	Car	Best lap	Diff	Laps	Lap1 Lap5 Lap9 Lap13 Lap17	Lap 2 Lap 6 Lap10 Lap14 Lap18	Lap3 Lap7 Lap11 Lap15 Lap19	Lap4 Lap8 Lap12 Lap16 Lap20
12	60	Sandra HULTGREN Sandra Hultgren	SWE	Skoda Fabia	0:49.298	0:01.654	9	0:50.329 0:53.485 0:54.820	0:49.298 0:49.950	0:53.104 0:49.582	5:54.199 3:33.189
13	10	Janno LIGUR Ligur Racing	EST	Skoda Fabia	0:49.437	0:01.793	7	0:50.942 0:53.086	0:51.187 0:49.437	0:50.912 0:53.266	4:07.431
14	65	Jan PETERSEN Jan Petersen	DNK	Citröen C2	0:49.907	0:02.263	10	0:52.451 0:54.312 0:49.907	0:55.131 0:53.624 0:49.997	0:51.636 6:22.696	3:39.471 0:49.958
15	63	Christoffer LIA Christoffer Lia	NOR	Opel Corsa	0:50.119	0:02.475	7	0:50.549 0:50.119	0:54.925 0:50.366	0:50.366 0:52.718	8:35.362
16	61	Simon OLOFSSON Simon Olofsson	SWE	Skoda Fabia	0:50.261	0:02.617	8	0:50.691 0:50.894	0:53.736 0:53.959	0:50.261 0:50.699	5:49.663 4:19.398
17	41	Siim SALURI RS Racing Team	EST	Citroën C2	0:50.553	0:02.909	7	0:52.438 0:50.553	0:52.687 0:54.008	0:56.055 0:51.018	8:23.171
18	5	Ondrej SMETANA L.S Racing SRO	CZE	Ford Fiest	0:50.556	0:02.912	3	0:50.556	0:55.512	0:53.392	
19	38	Mandie AUGUST Mandie August	DEU	Skoda Fabia	0:50.847	0:03.203	6	1:04.955 0:51.413	0:52.008 0:50.847	4:41.791	0:54.176
20	64	Lina Marie HOLT Lina Marie Holt	NOR	Citröen C2	0:55.058	0:07.414	5	1:35.209 1:33.745	0:56.241	3:40.882	0:55.058
DNF	52	Malin GJERSTAD Malin Gjerstad	NOR	Opel Corsa	0:00.000	-	0				

These results are provisional until the conclusion of any judicial and technical inquiries.

Höljesbanan(1210 m)

Published at...	Clerk of the Course Morgan ÖSTLUND 	Timekeeper Péter MAJOSHÁZI 	
-----------------	---	---	---

Printed: 7/6/2013 1:16:26 PM

Page 2 of 3

Super1600

Doc. No. 08

Free Practice 1 Lap Times

Pos.	No.	Driver Competitor/Entrant	Nat.	Car	Best lap	Diff	Laps	Lap1 Lap5 Lap9 Lap13 Lap17	Lap 2 Lap 6 Lap10 Lap14 Lap18	Lap3 Lap7 Lap11 Lap15 Lap19	Lap4 Lap8 Lap12 Lap16 Lap20
DNS	62	Mattias ANDERSSON Mattias Andersson	SWE	Renault Clio	-	-	0				

Total:22 Drivers included DNS: 1 ,DNF: 1 , EXC: 0

These results are provisional until the conclusion of any judicial and technical inquires.

Höljesbanan(1210 m)

Published at...	Clerk of the Course Morgan ÖSTLUND 	Timekeeper Péter MAJOSHÁZI 	
-----------------	---	---	---

Printed: 7/6/2013 1:16:26 PM

Page 3 of 3

Super1600

Doc. No. 11

Result of Heat 1 (and Grid for Heat 2)




Pos.	No.	Driver Competitor/Entrant	Nat. Car	Laps	Total Tm Notice	Diff	JL	Lap1 Lap5	Lap2 Lap6	Lap3 Lap7	Lap4 Lap8	Pts.
1	15	Reinis NITISS Set Promotion	LVA Renault Clio	4	3:17.633	-	1	0:52.588	0:47.566	0:47.350	0:50.129	1
2	2	Ulrik LINNEMANN Ulrik LINNEMANN	DNK Peugeot 207	4	3:18.775	0:01.142	1	0:53.183	0:47.652	0:47.324	0:50.616	2
3	39	Kevin ERIKSSON Set Promotion	SWE Renault Clio	4	3:21.341	0:03.708	1	0:54.158	0:47.413	0:52.074	0:47.696	3
4	21	Eric FAREN Citroën Hansen Motorsport	SWE Citroën C2	4	3:21.640	0:04.007	1	0:57.597	0:48.108	0:48.154	0:47.781	4
5	37	René MÜNNICH René Münnich	DEU Skoda Fabia	4	3:21.811	0:04.178	1	0:57.035	0:47.927	0:47.842	0:49.007	5
6	6	Vadim MAKAROV Vadim Makarov	RUS Skoda Fabia RS	4	3:22.016	0:04.383	1	0:54.173	0:48.796	0:47.741	0:51.306	6
7	4	Ildar RAKHMATULLIN Set Promotion	RUS Renault Twingo	4	3:23.159	0:05.526	1	0:58.182	0:48.594	0:48.254	0:48.129	7
8	46	Rasul MINNIKHANOV STK Namus	RUS Renault Twingo	4	3:23.280	0:05.647	1	0:55.625	0:47.936	0:47.640	0:52.079	8
9	89	Timur SHIGABOUTDINOV Set Promotion	RUS Renault Twingo	4	3:23.374	0:05.741	1	0:58.832	0:48.016	0:48.203	0:48.323	9
10	60	Sandra HULTGREN Sandra Hultgren	SWE Skoda Fabia	4	3:24.082	0:06.449	1	0:53.628	0:49.087	0:48.974	0:52.393	10
11	51	Robert AAMODT Robert Aamodt	NOR Ford Fiesta	4	3:25.072	0:07.439	1	0:54.571	0:52.422	0:49.431	0:48.648	11
12	10	Janno LIGUR Ligur Racing	EST Skoda Fabia	4	3:25.719	0:08.086	1	0:55.046	0:49.568	0:52.121	0:48.984	12
13	63	Christoffer LIA Christoffer Lia	NOR Opel Corsa	4	3:26.566	0:08.933	1	0:55.678	0:52.733	0:49.262	0:48.893	13
14	41	Siim SALURI RS Racing Team	EST Citroën C2	4	3:27.619	0:09.986	1	0:58.761	0:49.616	0:49.825	0:49.417	14
15	22	Andreas STEFFEN ACN-Buxtehude	DEU Renault Clio	4	3:27.768	0:10.135	1	0:54.042	0:50.237	0:54.184	0:49.305	15
16	38	Mandie AUGUST Mandie August	DEU Skoda Fabia	4	3:31.690	0:14.057	1	0:56.174	0:50.737	0:54.654	0:50.125	16
17	65	Jan PETERSEN Jan Petersen	DNK Citroën C2	4	3:32.696	0:15.063	1	0:56.775	0:54.981	0:50.690	0:50.250	17
18	61	Simon OLOFSSON Simon Olofsson	SWE Skoda Fabia	4	3:33.256	0:15.623	2	0:59.962	0:53.414	0:49.563	0:50.317	18
19	64	Lina Marie HOLT Lina Marie Holt	NOR Citroën C2	4	3:34.310	0:16.677	1	1:01.333	0:51.286	0:50.546	0:51.145	19
20	5	Ondrej SMETANA L.S Racing SRO	CZE Ford Fiest	4	3:36.979	0:19.346	1	1:10.281	0:48.787	0:48.810	0:49.101	20
DNS	52	Malin GJERSTAD Malin Gjerstad	NOR Opel Corsa	0	-	-	0					24
EXC	62	Mattias ANDERSSON Mattias Andersson	SWE Renault Clio	0	-	-	1					25

Total: 22 Drivers included: DNS: 1 , DNF: 0, EXC: 1

#61 False start, #62 black flag, #6 warning flag

These results are provisional until the conclusion of any judicial and technical inquires.

Höljesbanan(1210 m)

Published at...	Clerk of the Course Morgan ÖSTLUND 	Timekeeper Péter MAJOSHÁZI 	
-----------------	---	---	---

Printed: 7/6/2013 2:57:40 PM

Page 1 of 1

Super1600

Doc. No. 15

Result of Heat 2 (and Grid for Heat 3)




Pos.	No.	Driver Competitor/Entrant	Nat. Car	Laps	Total Tm Notice	Diff	JL	Lap1 Lap5	Lap2 Lap6	Lap3 Lap7	Lap4 Lap8	Pts.
1	2	Ulrik LINNEMANN Ulrik LINNEMANN	DNK Peugeot 207	4	3:18.495	-	1	0:55.470	0:47.562	0:47.676	0:47.787	1
2	15	Reinis NITISS Set Promotion	LVA Renault Clio	4	3:18.817	0:00.322	1	0:52.600	0:47.436	0:47.313	0:51.468	2
3	21	Eric FAREN Citroën Hansen Motorsport	SWE Citroën C2	4	3:19.878	0:01.383	1	0:56.820	0:48.170	0:47.481	0:47.407	3
4	6	Vadim MAKAROV Vadim Makarov	RUS Skoda Fabia RS	4	3:20.029	0:01.534	1	0:52.457	0:48.435	0:47.938	0:51.199	4
5	39	Kevin ERIKSSON Set Promotion	SWE Renault Clio	4	3:20.902	0:02.407	1	0:54.379	0:48.339	0:47.625	0:50.559	5
6	4	Ildar RAKHMATULLIN Set Promotion	RUS Renault Twingo	4	3:21.923	0:03.428	1	0:57.315	0:48.077	0:48.318	0:48.213	6
7	37	René MÜNNICH René Münnich	DEU Skoda Fabia	4	3:22.297	0:03.802	1	0:53.747	0:48.574	0:51.961	0:48.015	7
8	89	Timur SHIGABOUTDINOV Set Promotion	RUS Renault Twingo	4	3:23.224	0:04.729	1	0:57.636	0:48.287	0:48.315	0:48.986	8
9	22	Andreas STEFFEN ACN-Buxtehude	DEU Renault Clio	4	3:24.259	0:05.764	1	0:54.224	0:49.342	0:48.783	0:51.910	9
10	41	Siim SALURI RS Racing Team	EST Citroën C2	4	3:26.147	0:07.652	1	0:57.579	0:49.419	0:49.640	0:49.509	10
11	51	Robert AAMODT Robert Aamodt	NOR Ford Fiesta	4	3:26.457	0:07.962	1	0:54.586	0:52.681	0:50.042	0:49.148	11
12	46	Rasul MINNIKHANOV STK Namus	RUS Renault Twingo	4	3:26.510	0:08.015	1	0:56.758	0:52.353	0:48.537	0:48.862	12
13	10	Janno LIGUR Ligur Racing	EST Skoda Fabia	4	3:27.155	0:08.660	1	0:55.622	0:50.542	0:51.800	0:49.191	13
14	65	Jan PETERSEN Jan Petersen	DNK Citroën C2	4	3:28.788	0:10.293	1	0:58.863	0:50.350	0:49.895	0:49.680	14
15	61	Simon OLOFSSON Simon Olofsson	SWE Skoda Fabia	4	3:29.393	0:10.898	1	0:56.446	0:53.405	0:49.622	0:49.920	15
16	38	Mandie AUGUST Mandie August	DEU Skoda Fabia	4	3:29.671	0:11.176	2	0:54.872	0:49.270	0:52.866	0:52.663	16
17	5	Ondrej SMETANA L.S Racing SRO	CZE Ford Fiest	4	3:30.319	0:11.824	1	0:54.000	0:48.909	0:50.721	0:56.689	17
18	64	Lina Marie HOLT Lina Marie Holt	NOR Citroën C2	4	3:34.522	0:16.027	1	0:57.555	0:50.719	0:52.182	0:54.066	18
19	62	Mattias ANDERSSON Mattias Andersson	SWE Renault Clio	4	3:38.007	0:19.512	1	0:58.255	0:55.605	0:52.241	0:51.906	19
20	63	Christoffer LIA Christoffer Lia	NOR Opel Corsa	4	3:50.589	0:32.094	1	0:58.905	0:53.156	0:55.172	1:03.356	20
21	60	Sandra HULTGREN Sandra Hultgren	SWE Skoda Fabia	4	3:52.937	0:34.442	1	0:59.380	0:56.954	0:55.361	1:01.242	21
DNS	52	Malin GJERSTAD Malin Gjerstad	NOR Opel Corsa	0	-	-	0					24

Total: 22 Drivers included: DNS: 1 , DNF: 0, EXC: 0

#38 False start

These results are provisional until the conclusion of any judicial and technical inquires.

Höljesbanan(1210 m)

Published at...	Clerk of the Course Morgan ÖSTLUND 	Timekeeper Péter MAJOSHÁZI 	
-----------------	---	---	---

Printed: 7/6/2013 4:59:37 PM

Page 1 of 1

Super1600

Doc. No. 16

Result after Heat 2

Pos. No.	Driver Competitor/Entrant	Nat. Car	Heat 1	Heat 2	Heat 3	Heat 4	Heat Sum	Int. Pt.	SF1	SF2	Final	Ch. Pt.	Ch Sum
1 2	Ulrik LINNEMANN Ulrik Linnemann	DNK Peugeot 207	2 3:18.775	1 3:18.495			3						
2 15	Reinis NITISS Set Promotion	LVA Renault Clio	1 3:17.633	2 3:18.817			3						
3 21	Eric FAREN Citroën Hansen Motorsport	SWE Citroën C2	4 3:21.640	3 3:19.878			7						
4 39	Kevin ERIKSSON Set Promotion	SWE Renault Clio	3 3:21.341	5 3:20.902			8						
5 6	Vadim MAKAROV Vadim Makarov	RUS Skoda Fabia RS	6 3:22.016	4 3:20.029			10						
6 37	René MÜNNICH René Münnich	DEU Skoda Fabia	5 3:21.811	7 3:22.297			12						
7 4	Ildar RAKHMATULLIN Set Promotion	RUS Renault Twingo	7 3:23.159	6 3:21.923			13						
8 89	Timur SHIGABOUTDINOV Set Promotion	RUS Renault Twingo	9 3:23.374	8 3:23.224			17						
9 46	Rasul MINNIKHANOV STK Namus	RUS Renault Twingo	8 3:23.280	12 3:26.510			20						
10 51	Robert AAMODT Robert Aamodt	NOR Ford Fiesta	11 3:25.072	11 3:26.457			22						
11 22	Andreas STEFFEN ACN-Buxtehude	DEU Renault Clio	15 3:27.768	9 3:24.259			24						
12 41	Siim SALURI RS Racing Team	EST Citroën C2	14 3:27.619	10 3:26.147			24						
13 10	Janno LIGUR Ligur Racing	EST Skoda Fabia	12 3:25.719	13 3:27.155			25						
14 65	Jan PETERSEN Jan Petersen	DNK Citroën C2	17 3:32.696	14 3:28.788			31						
15 60	Sandra HULTGREN Sandra Hultgren	SWE Skoda Fabia	10 3:24.082	21 3:52.937			31						
16 38	Mandie AUGUST Mandie August	DEU Skoda Fabia	16 3:31.690	16 3:29.671			32						
17 61	Simon OLOFSSON Simon Olofsson	SWE Skoda Fabia	18 3:33.256	15 3:29.393			33						
18 63	Christoffer LIA Christoffer Lia	NOR Opel Corsa	13 3:26.566	20 3:50.589			33						
19 5	Ondrej SMETANA L.S Racing SRO	CZE Ford Fiest	20 3:36.979	17 3:30.319			37						
20 64	Lina Marie HOLT Lina Marie Holt	NOR Citroën C2	19 3:34.310	18 3:34.522			37						
21 62	Mattias ANDERSSON Mattias Andersson	SWE Renault Clio	25 EXC	19 3:38.007			44						
22 52	Malin GJERSTAD Malin Gjerstad	NOR Opel Corsa	24 DNS	24 DNS			48						

22 drivers

These results are provisional until the conclusion of any judicial and technical inquiries.

Höljesbanan(1210 m)

Published at...	Clerk of the Course Morgan ÖSTLUND 	Timekeeper Péter MAJOSHÁZI 	
-----------------	---	---	---

Printed: 7/6/2013 5:02:03 PM

Page 1 of 1

Super1600

Doc. No. 22

Warm-up Lap Times

Pos.	No.	Driver Competitor/Entrant	Nat.	Car	Best lap	Diff	Laps	Lap1 Lap5	Lap 2 Lap 6	Lap3 Lap7	Lap4 Lap8
1	15	Reinis NITISS Set Promotion	LVA	Renault Clio	0:47.552		3	0:47.639	8:03.596	0:47.552	
2	4	Ildar RAKHMATULLIN Set Promotion	RUS	Renault Twingo	0:47.753	0:00.201	3	0:48.457	4:06.900	0:47.753	
3	2	Ulrik LINNEMANN Ulrik Linnemann	DNK	Peugeot 207	0:47.799	0:00.247	1	0:47.799			
4	39	Kevin ERIKSSON Set Promotion	SWE	Renault Clio	0:47.954	0:00.402	1	0:47.954			
5	46	Rasul MINNIKHANOV STK Namus	RUS	Renault Twingo	0:48.022	0:00.470	3	0:48.022	6:24.046	0:51.524	
6	6	Vadim MAKAROV Vadim Makarov	RUS	Skoda Fabia RS	0:48.353	0:00.801	3	0:48.353	3:46.809	0:48.431	
7	89	Timur SHIGABOUTDINOV Set Promotion	RUS	Renault Twingo	0:48.994	0:01.442	3	0:48.994	2:22.887	0:51.878	
8	37	René MÜNNICH René Münnich	DEU	Skoda Fabia	0:49.094	0:01.542	5	0:49.190 0:49.138	5:53.095	0:49.094	6:56.471
9	41	Siim SALURI RS Racing Team	EST	Citroën C2	0:49.372	0:01.820	3	0:50.214	2:41.768	0:49.372	
10	51	Robert AAMODT Robert Aamodt	NOR	Ford Fiesta	0:49.450	0:01.898	1	0:49.450			
11	21	Eric FAREN Citroën Hansen Motorsport	SWE	Citroën C2	0:49.604	0:02.052	1	0:49.604			
12	5	Ondrej SMETANA L.S Racing SRO	CZE	Ford Fiest	0:49.785	0:02.233	1	0:49.785			
13	10	Janno LIGUR Ligur Racing	EST	Skoda Fabia	0:50.129	0:02.577	3	0:50.129	3:48.529	0:50.387	
14	38	Mandie AUGUST Mandie August	DEU	Skoda Fabia	0:50.194	0:02.642	3	0:52.037	2:45.544	0:50.194	
15	65	Jan PETERSEN Jan Petersen	DNK	Citroën C2	0:50.731	0:03.179	3	0:50.731	2:22.733	0:50.749	
16	22	Andreas STEFFEN ACN-Buxtehude	DEU	Renault Clio	0:51.558	0:04.006	3	0:51.558	5:02.503	0:53.723	
17	60	Sandra HULTGREN Sandra Hultgren	SWE	Skoda Fabia	0:52.534	0:04.982	1	0:52.534			
18	63	Christoffer LIA Christoffer Lia	NOR	Opel Corsa	0:52.550	0:04.998	1	0:52.550			
19	61	Simon OLOFSSON Simon Olofsson	SWE	Skoda Fabia	0:52.808	0:05.256	1	0:52.808			
20	64	Lina Marie HOLT Lina Marie Holt	NOR	Citroën C2	0:55.256	0:07.704	1	0:55.256			
DNF	62	Mattias ANDERSSON Mattias Andersson	SWE	Renault Clio	0:00.000	-	0				
DNS	52	Malin GJERSTAD Malin Gjerstad	NOR	Opel Corsa	-	-	0				

Total:22 Drivers included DNS: 1 ,DNF: 1 , EXC: 0

These results are provisional until the conclusion of any judicial and technical inquiries.

Höljesbanan(1210 m)

Published at...	Clerk of the Course Morgan ÖSTLUND 	Timekeeper Péter MAJOSHÁZI 	
-----------------	---	---	---

Printed: 7/7/2013 9:56:45 AM

Page 1 of 1

Super1600

Doc. No. 30

Result of Heat 3 (and Grid for Heat 4)




Pos.	No.	Driver Competitor/Entrant	Nat.	Car	Laps	Total Tm Notice	Diff	JL	Lap1 Lap5	Lap2 Lap6	Lap3 Lap7	Lap4 Lap8	Pts.
1	15	Reinis NITISS Set Promotion	LVA	Renault Clio	4	3:16.025	-	1	0:52.330	0:46.756	0:46.816	0:50.123	1
2	2	Ulrik LINNEMANN Ulrik Linnemann	DNK	Peugeot 207	4	3:16.433	0:00.408	1	0:55.581	0:46.939	0:46.574	0:47.339	2
3	6	Vadim MAKAROV Vadim Makarov	RUS	Skoda Fabia RS	4	3:17.355	0:01.330	1	0:53.061	0:47.027	0:47.173	0:50.094	3
4	21	Eric FAREN Citröen Hansen Motorsport	SWE	Citröen C2	4	3:18.177	0:02.152	1	0:56.399	0:47.132	0:47.174	0:47.472	4
5	39	Kevin ERIKSSON Set Promotion	SWE	Renault Clio	4	3:18.373	0:02.348	1	0:53.405	0:50.547	0:47.109	0:47.312	5
6	4	Ildar RAKHMATULLIN Set Promotion	RUS	Renault Twingo	4	3:19.357	0:03.332	1	0:53.323	0:47.710	0:47.260	0:51.064	6
7	60	Sandra HULTGREN Sandra Hultgren	SWE	Skoda Fabia	4	3:21.779	0:05.754	1	0:53.533	0:48.573	0:51.333	0:48.340	7
8	61	Simon OLOFSSON Simon Olofsson	SWE	Skoda Fabia	4	3:24.004	0:07.979	1	0:54.649	0:49.228	0:51.192	0:48.935	8
9	46	Rasul MINNIKHANOV STK Namus	RUS	Renault Twingo	4	3:25.129	0:09.104	1	0:54.796	0:53.553	0:48.507	0:48.273	9
10	51	Robert AAMODT Robert Aamodt	NOR	Ford Fiesta	4	3:25.457	0:09.432	1	0:58.175	0:49.231	0:48.736	0:49.315	10
11	5	Ondrej SMETANA L.S Racing SRO	CZE	Ford Fiest	4	3:25.785	0:09.760	1	0:57.928	0:50.219	0:49.156	0:48.482	11
12	10	Janno LIGUR Ligur Racing	EST	Skoda Fabia	4	3:25.904	0:09.879	1	0:58.611	0:49.265	0:49.370	0:48.658	12
13	63	Christoffer LIA Christoffer Lia	NOR	Opel Corsa	4	3:26.353	0:10.328	1	0:57.517	0:50.971	0:49.553	0:48.312	13
14	41	Siim SALURI RS Racing Team	EST	Citröen C2	4	3:28.676	0:12.651	1	0:57.721	0:49.160	0:49.131	0:52.664	14
15	65	Jan PETERSEN Jan Petersen	DNK	Citröen C2	4	3:28.850	0:12.825	1	0:55.594	0:49.632	0:49.713	0:53.911	15
16	89	Timur SHIGABOUTDINOV Set Promotion	RUS	Renault Twingo	4	3:29.033	0:13.008	1	1:03.196	0:49.099	0:48.258	0:48.480	16
17	22	Andreas STEFFEN ACN-Buxtehude	DEU	Renault Clio	4	3:30.525	0:14.500	1	1:02.816	0:48.929	0:49.843	0:48.937	17
18	38	Mandie AUGUST Mandie August	DEU	Skoda Fabia	4	3:31.523	0:15.498	1	1:02.336	0:49.955	0:49.702	0:49.530	18
19	64	Lina Marie HOLT Lina Marie Holt	NOR	Citröen C2	4	3:35.233	0:19.208	1	0:56.578	0:51.337	0:55.992	0:51.326	19
DNF	37	René MÜNNICH René Münnich	DEU	Skoda Fabia	0	-	+4 LAP	0					23
DNS	62	Mattias ANDERSSON Mattias Andersson	SWE	Renault Clio	0	-	-	0					24
DNS	52	Malin GJERSTAD Malin Gjerstad	NOR	Opel Corsa	0	-	-	0					24

Total: 22 Drivers included: DNS: 2 , DNF: 1, EXC: 0

#64, #46 warning flag

These results are provisional until the conclusion of any judicial and technical inquires.

Höljesbanan(1210 m)

Published at...	Clerk of the Course Morgan ÖSTLUND 	Timekeeper Péter MAJOSHÁZI 	
-----------------	---	---	---

Printed: 7/7/2013 11:29:24 AM

Page 1 of 1

Super1600

Doc. No. 31

Result after Heat 3

Pos. No.	Driver Competitor/Entrant	Nat. Car	Heat 1	Heat 2	Heat 3	Heat 4	Heat Sum	Int. Pt.	SF1	SF2	Final	Ch. Pt.	Ch Sum
1 15	Reinis NITISS Set Promotion	LVA Renault Clio	1 3:17.633	2 3:18.817	1 3:16.025		4						
2 2	Ulrik LINNEMANN Ulrik Linnemann	DNK Peugeot 207	2 3:18.775	1 3:18.495	2 3:16.433		5						
3 21	Eric FAREN Citroën Hansen Motorsport	SWE Citroën C2	4 3:21.640	3 3:19.878	4 3:18.177		11						
4 6	Vadim MAKAROV Vadim Makarov	RUS Skoda Fabia RS	6 3:22.016	4 3:20.029	3 3:17.355		13						
5 39	Kevin ERIKSSON Set Promotion	SWE Renault Clio	3 3:21.341	5 3:20.902	5 3:18.373		13						
6 4	Ildar RAKHMATULLIN Set Promotion	RUS Renault Twingo	7 3:23.159	6 3:21.923	6 3:19.357		19						
7 46	Rasul MINNIKHANOV STK Namus	RUS Renault Twingo	8 3:23.280	12 3:26.510	9 3:25.129		29						
8 51	Robert AAMODT Robert Aamodt	NOR Ford Fiesta	11 3:25.072	11 3:26.457	10 3:25.457		32						
9 89	Timur SHIGABOUTDINOV Set Promotion	RUS Renault Twingo	9 3:23.374	8 3:23.224	16 3:29.033		33						
10 37	René MÜNNICH René Münnich	DEU Skoda Fabia	5 3:21.811	7 3:22.297	23 DNF		35						
11 10	Janno LIGUR Ligur Racing	EST Skoda Fabia	12 3:25.719	13 3:27.155	12 3:25.904		37						
12 60	Sandra HULTGREN Sandra Hultgren	SWE Skoda Fabia	10 3:24.082	21 3:52.937	7 3:21.779		38						
13 41	Siim SALURI RS Racing Team	EST Citroën C2	14 3:27.619	10 3:26.147	14 3:28.676		38						
14 61	Simon OLOFSSON Simon Olofsson	SWE Skoda Fabia	18 3:33.256	15 3:29.393	8 3:24.004		41						
15 22	Andreas STEFFEN ACN-Buxtehude	DEU Renault Clio	15 3:27.768	9 3:24.259	17 3:30.525		41						
16 63	Christoffer LIA Christoffer Lia	NOR Opel Corsa	13 3:26.566	20 3:50.589	13 3:26.353		46						
17 65	Jan PETERSEN Jan Petersen	DNK Citroën C2	17 3:32.696	14 3:28.788	15 3:28.850		46						
18 5	Ondrej SMETANA L.S Racing SRO	CZE Ford Fiest	20 3:36.979	17 3:30.319	11 3:25.785		48						
19 38	Mandie AUGUST Mandie August	DEU Skoda Fabia	16 3:31.690	16 3:29.671	18 3:31.523		50						
20 64	Lina Marie HOLT Lina Marie Holt	NOR Citroën C2	19 3:34.310	18 3:34.522	19 3:35.233		56						
21 62	Mattias ANDERSSON Mattias Andersson	SWE Renault Clio	25 EXC	19 3:38.007	24 DNS		68						
22 52	Malin GJERSTAD Malin Gjerstad	NOR Opel Corsa	24 DNS	24 DNS	24 DNS		72						

22 drivers

These results are provisional until the conclusion of any judicial and technical inquiries.

Höljesbanan(1210 m)

Published at...	Clerk of the Course Morgan ÖSTLUND 	Timekeeper Péter MAJOSHÁZI 	
-----------------	---	---	---

Printed: 7/7/2013 11:31:01 AM

Page 1 of 1

Super1600

Doc. No. 36



Result of Heat 4

Pos.	No.	Driver Competitor/Entrant	Nat. Car	Laps	Total Tm Notice	Diff	JL	Lap1 Lap5	Lap2 Lap6	Lap3 Lap7	Lap4 Lap8	Pts.
1	2	Ulrik LINNEMANN Ulrik Linnemann	DNK Peugeot 207	4	3:15.214	-	1	0:55.054	0:46.827	0:46.295	0:47.038	1
2	4	Ildar RAKHMATULLIN Set Promotion	RUS Renault Twingo	4	3:17.870	0:02.656	1	0:53.150	0:47.047	0:47.203	0:50.470	2
3	39	Kevin ERIKSSON Set Promotion	SWE Renault Clio	4	3:18.829	0:03.615	1	0:52.315	0:46.609	0:46.768	0:53.137	3
4	5	Ondrej SMETANA L.S Racing SRO	CZE Ford Fiest	4	3:19.233	0:04.019	1	0:53.576	0:50.598	0:47.671	0:47.388	4
5	21	Eric FAREN Citroën Hansen Motorsport	SWE Citroën C2	4	3:19.244	0:04.030	1	0:52.780	0:50.078	0:46.404	0:49.982	5
6	60	Sandra HULTGREN Sandra Hultgren	SWE Skoda Fabia	4	3:19.758	0:04.544	1	0:57.186	0:47.713	0:47.312	0:47.547	6
7	37	René MÜNNICH René Münnich	DEU Skoda Fabia	4	3:20.256	0:05.042	1	0:55.968	0:48.044	0:48.064	0:48.180	7
8	46	Rasul MINNIKHANOV STK Namus	RUS Renault Twingo	4	3:20.291	0:05.077	1	0:57.685	0:47.793	0:47.696	0:47.117	8
9	61	Simon OLOFSSON Simon Olofsson	SWE Skoda Fabia	4	3:21.818	0:06.604	1	0:54.471	0:51.510	0:48.245	0:47.592	9
10	22	Andreas STEFFEN ACN-Buxtehude	DEU Renault Clio	4	3:22.214	0:07.000	1	0:52.403	0:47.914	0:48.752	0:53.145	10
11	38	Mandie AUGUST Mandie August	DEU Skoda Fabia	4	3:23.509	0:08.295	1	0:54.183	0:52.545	0:48.359	0:48.422	11
12	10	Janno LIGUR Ligur Racing	EST Skoda Fabia	4	3:24.158	0:08.944	1	0:53.481	0:48.790	0:49.811	0:52.076	12
13	6	Vadim MAKAROV Vadim Makarov	RUS Skoda Fabia RS	4	3:24.338	0:09.124	1	0:54.577	0:54.696	0:47.113	0:47.952	13
14	64	Lina Marie HOLT Lina Marie Holt	NOR Citroën C2	4	3:29.601	0:14.387	1	0:55.410	0:49.730	0:54.122	0:50.339	14
15	65	Jan PETERSEN Jan Petersen	DNK Citroën C2	4	3:29.870	0:14.656	1	0:56.108	0:50.668	0:53.196	0:49.898	15
16	63	Christoffer LIA Christoffer Lia	NOR Opel Corsa	4	3:30.128	0:14.914	1	1:01.084	0:51.621	0:48.870	0:48.553	16
17	41	Siim SALURI RS Racing Team	EST Citroën C2	4	3:40.556	0:25.342	1	1:07.721	0:49.107	0:54.576	0:49.152	17
DNF	15	Reinis NITISS Set Promotion	LVA Renault Clio	1	-	+3 LAP	0	0:51.548				23
DNF	89	Timur SHIGABOUTDINOV Set Promotion	RUS Renault Twingo	1	-	+3 LAP	1	1:21.055				23
DNS	51	Robert AAMODT Robert Aamodt	NOR Ford Fiesta	0	-	-	0					24
DNS	62	Mattias ANDERSSON Mattias Andersson	SWE Renault Clio	0	-	-	0					24
DNS	52	Malin GJERSTAD Malin Gjerstad	NOR Opel Corsa	0	-	-	0					24

Total: 22 Drivers included: DNS: 3 , DNF: 2, EXC: 0

These results are provisional until the conclusion of any judicial and technical inquires.

Höljesbanan(1210 m)

Published at...	Clerk of the Course Morgan ÖSTLUND 	Timekeeper Péter MAJOSHÁZI 	
-----------------	---	---	---

Printed: 7/7/2013 12:54:37 PM

Page 1 of 1

Super1600

Doc. No. 37

Intermediate Classification

Pos. No.	Driver Competitor/Entrant	Nat. Car	Heat 1	Heat 2	Heat 3	Heat 4	Heat Sum	Int. Pt.	SF1	SF2	Final	Ch. Pt.	Ch Sum
1 2	Ulrik LINNEMANN Ulrik Linnemann	DNK Peugeot 207	2 3:18.775	1 3:18.495	2 3:16.433	1 3:15.214	6	16					121
2 39	Kevin ERIKSSON Set Promotion	SWE Renault Clio	3 3:21.341	5 3:20.902	5 3:18.373	3 3:18.829	16	15					90
3 21	Eric FAREN Citroën Hansen Motorsport	SWE Citroën C2	4 3:21.640	3 3:19.878	4 3:18.177	5 3:19.244	16	14					120
4 4	Ildar RAKHMATULLIN Set Promotion	RUS Renault Twingo	7 3:23.159	6 3:21.923	6 3:19.357	2 3:17.870	21	13					125
5 6	Vadim MAKAROV Vadim Makarov	RUS Skoda Fabia RS	6 3:22.016	4 3:20.029	3 3:17.355	13 3:24.338	26	12					81
6 15	Reinis NITISS Set Promotion	LVA Renault Clio	1 3:17.633	2 3:18.817	1 3:16.025	23 DNF	27	11					135
7 46	Rasul MINNIKHANOV STK Namus	RUS Renault Twingo	8 3:23.280	12 3:26.510	9 3:25.129	8 3:20.291	37	10					64
8 37	René MÜNNICH René Münnich	DEU Skoda Fabia	5 3:21.811	7 3:22.297	23 DNF	7 3:20.256	42	9					36
9 60	Sandra HULTGREN Sandra Hultgren	SWE Skoda Fabia	10 3:24.082	21 3:52.937	7 3:21.779	6 3:19.758	44	8					8
10 10	Janno LIGUR Ligur Racing	EST Skoda Fabia	12 3:25.719	13 3:27.155	12 3:25.904	12 3:24.158	49	7					11
11 61	Simon OLOFSSON Simon Olofsson	SWE Skoda Fabia	18 3:33.256	15 3:29.393	8 3:24.004	9 3:21.818	50	6					6
12 22	Andreas STEFFEN ACN-Buxtehude	DEU Renault Clio	15 3:27.768	9 3:24.259	17 3:30.525	10 3:22.214	51	5					15
13 5	Ondrej SMETANA L.S Racing SRO	CZE Ford Fiest	20 3:36.979	17 3:30.319	11 3:25.785	4 3:19.233	52	4					4
14 41	Siim SALURI RS Racing Team	EST Citroën C2	14 3:27.619	10 3:26.147	14 3:28.676	17 3:40.556	55	3					11
15 89	Timur SHIGABOUTDINOV Set Promotion	RUS Renault Twingo	9 3:23.374	8 3:23.224	16 3:29.033	23 DNF	56	2					77
16 51	Robert AAMODT Robert Aamodt	NOR Ford Fiesta	11 3:25.072	11 3:26.457	10 3:25.457	24 DNS	56	1					1
17 38	Mandie AUGUST Mandie August	DEU Skoda Fabia	16 3:31.690	16 3:29.671	18 3:31.523	11 3:23.509	61	0					9
18 65	Jan PETERSEN Jan Petersen	DNK Citroën C2	17 3:32.696	14 3:28.788	15 3:28.850	15 3:29.870	61	0					0
19 63	Christoffer LIA Christoffer Lia	NOR Opel Corsa	13 3:26.566	20 3:50.589	13 3:26.353	16 3:30.128	62	0					0
20 64	Lina Marie HOLT Lina Marie Holt	NOR Citroën C2	19 3:34.310	18 3:34.522	19 3:35.233	14 3:29.601	70	0					0
21 62	Mattias ANDERSSON Mattias Andersson	SWE Renault Clio	25 EXC	19 3:38.007	24 DNS	24 DNS	92	0					0
22 52	Malin GJERSTAD Malin Gjerstad	NOR Opel Corsa	24 DNS	24 DNS	24 DNS	24 DNS	96	0					9

22 drivers

These results are provisional until the conclusion of any judicial and technical inquires.

Höljesbanan(1210 m)

Published at...	Clerk of the Course Morgan ÖSTLUND 	Timekeeper Péter MAJOSHÁZI 	
-----------------	---	---	---

Printed: 7/7/2013 12:55:45 PM

Page 1 of 1

Super1600

Doc. No. 39

Provisional Grid for Semi-Finals

Semi-Final 1

Row 1

2	Ulrik LINNEMANN Ulrik Linnemann	DNK	Peugeot 207 Super1600
21	Eric FAREN Citroën Hansen Motorsport	SWE	Citroën C2 Super1600

Sporting Regulation 15.6.3 : If a driver is unable to take his place in a Semi-Final, he will be substituted by the next qualifier (the highest placed driver in the intermediate classification not already in the Semi-Finals). Any such substitute(s) will take the last place(s) on the grid with those ahead of them moving up to fill the place left by the non-starter(s).

Row 2

6	Vadim MAKAROV Vadim Makarov	RUS	Skoda Fabia RS Super1600
46	Rasul MINNIKHANOV STK Namus	RUS	Renault Twingo Super1600

Row 3

60	Sandra HULTGREN Sandra Hultgren	SWE	Skoda Fabia Super1600
61	Simon OLOFSSON Simon Olofsson	SWE	Skoda Fabia Super1600

Semi-Final 2

Row 1

39	Kevin ERIKSSON Set Promotion	SWE	Renault Clio Super1600
4	Ildar RAKHMATULLIN Set Promotion	RUS	Renault Twingo Super1600

Row 2

15	Reinis NITISS Set Promotion	LVA	Renault Clio Super1600
37	René MÜNNICH René Münnich	DEU	Skoda Fabia Super1600

Row 3

10	Janno LIGUR Ligur Racing	EST	Skoda Fabia Super1600
22	Andreas STEFFEN ACN-Buxtehude	DEU	Renault Clio Super1600

Next qualifier (13-)

13	5 Ondrej SMETANA	CZE
14	41 Siim SALURI	EST
15	89 Timur SHIGABOUTDINOV	RUS
16	51 Robert AAMODT	NOR
17	38 Mandie AUGUST	DEU
18	65 Jan PETERSEN	DNK
19	63 Christoffer LIA	NOR
20	64 Lina Marie HOLT	NOR
21	62 Mattias ANDERSSON	SWE
22	52 Malin GJERSTAD	NOR

Höljesbanan(1210 m)

Published at...	Clerk of the Course Morgan ÖSTLUND 	Timekeeper Péter MAJOSHÁZI 	
-----------------	---	---	---

Printed: 7/7/2013 12:56:28 PM

Page 1 of 1

Super1600

Doc. No. 43

Results of Semi-finals

Semi-final 1

Pos.	No.	Driver Competitor/Entrant	Nat.	Car	Laps	Total Tm Notice	Diff	JL	Lap1 Lap5	Lap 2 Lap 6	Lap3 Lap7	Lap4 Lap8	Ch. Pt.
1	2	Ulrik LINNEMANN Ulrik Linnemann	DNK	Peugeot 207	6	4:54.972 -		1	0:55.833 0:47.996	0:47.554 0:47.929	0:47.797	0:47.863	6
2	21	Eric FAREN Citroën Hansen Motorsport	SWE	Citroën C2	6	4:57.361 -	0:02.389	1	0:53.357 0:48.195	0:48.378 0:48.228	0:51.288	0:47.915	5
3	6	Vadim MAKAROV Vadim Makarov	RUS	Skoda Fabia RS	6	4:58.485 -	0:03.513	1	0:52.921 0:51.251	0:48.422 0:48.539	0:48.516	0:48.836	4
4	61	Simon OLOFSSON Simon Olofsson	SWE	Skoda Fabia	6	5:04.700 -	0:09.728	1	0:58.105 0:49.643	0:49.018 0:49.337	0:49.529	0:49.068	3
5	60	Sandra HULTGREN Sandra Hultgren	SWE	Skoda Fabia	6	5:05.711 -	0:10.739	1	0:59.417 0:49.568	0:49.257 0:49.680	0:49.014	0:48.775	2
6	46	Rasul MINNIKHANOV STK Namus	RUS	Renault Twingo	2	1:53.273 -	+4 LAP	0	0:56.227	0:57.046			1

Semi-final 2

Pos.	No.	Driver Competitor/Entrant	Nat.	Car	Laps	Total Tm Notice	Diff	JL	Lap1 Lap5	Lap 2 Lap 6	Lap3 Lap7	Lap4 Lap8	Ch. Pt.
1	15	Reinis NITISS Set Promotion	LVA	Renault Clio	6	4:58.646 -		1	0:57.605 0:47.770	0:48.314 0:49.229	0:47.968	0:47.760	6
2	39	Kevin ERIKSSON Set Promotion	SWE	Renault Clio	6	4:59.070 -	0:00.424	1	0:54.405 0:47.852	0:48.286 0:53.038	0:47.791	0:47.698	5
3	4	Ildar RAKHMATULLIN Set Promotion	RUS	Renault Twingo	6	5:01.197 -	0:02.551	1	0:54.880 0:47.571	0:48.568 0:51.120	0:47.758	0:51.300	4
4	22	Andreas STEFFEN ACN-Buxtehude	DEU	Renault Clio	6	5:06.710 -	0:08.064	1	0:55.819 0:49.260	0:49.507 0:49.986	0:52.812	0:49.326	3
5	10	Janno LIGUR Ligur Racing	EST	Skoda Fabia	4	3:28.378 -	+2 LAP	1	0:56.362	0:52.596	0:50.192	0:49.228	2
6	37	René MÜNNICH René Münnich	DEU	Skoda Fabia	0	0:00.000 -	+6 LAP	0					1

#46 technical flag, #4, #15 warning flag

These results are provisional until the conclusion of any judicial and technical inquires.

Höljesbanan(1210 m)

Published at...	Clerk of the Course Morgan ÖSTLUND 	Timekeeper Péter MAJOSHÁZI 	
-----------------	---	---	---

Printed: 7/7/2013 2:36:57 PM

Page 1 of 1

Super1600

Doc. No. 44

Provisional Grid for-Final

Final

Row 1

2	Ulrik LINNEMANN Ulrik Linnemann	DNK	Peugeot 207 Super1600
15	Reinis NITISS Set Promotion	LVA	Renault Clio Super1600

Row 2

39	Kevin ERIKSSON Set Promotion	SWE	Renault Clio Super1600
21	Eric FAREN Citroën Hansen Motorsport	SWE	Citroën C2 Super1600

Row 3

4	Ildar RAKHMATULLIN Set Promotion	RUS	Renault Twingo Super1600
6	Vadim MAKAROV Vadim Makarov	RUS	Skoda Fabia RS Super1600

Sporting Regulation 15.6.4 : If a driver is unable to take his place in the Final, he will be substituted by the next qualifier (the Semi-finalist with the highest points score in the event who is not already in the Final).

Next qualifier (7-)

46 Rasul MINNIKHANOV	RUS	11
60 Sandra HULTGREN	SWE	10
37 René MÜNNICH	DEU	10
61 Simon OLOFSSON	SWE	9
10 Janno LIGUR	EST	9
22 Andreas STEFFEN	DEU	8

Höljesbanan(1210 m)

Published at...	Clerk of the Course Morgan ÖSTLUND 	Timekeeper Péter MAJOSHÁZI 	
-----------------	---	---	---

Printed: 7/7/2013 2:31:12 PM

Page 1 of 1

Super1600

Doc. No. 49

Result of Final

Pos.	No.	Driver Competitor/Entrant	Nat.	Car	Laps	Total Tm	Diff	JL	Lap1 Lap5	Lap 2 Lap 6	Lap3 Lap7	Lap4 Lap8	Ch. Pt.
1	2	Ulrik LINNEMANN Ulrik Linnemann	DNK	Peugeot 207	6	4:49.357		1	0:51.903 0:46.577	0:49.712 0:47.315	0:46.948	0:46.902	6
2	15	Reinis NITISS Set Promotion	LVA	Renault Clio	6	4:51.539	0:02.182	1	0:51.556 0:47.201	0:47.232 0:50.525	0:47.660	0:47.365	5
3	6	Vadim MAKAROV Vadim Makarov	RUS	Skoda Fabia RS	6	4:52.694	0:03.337	1	0:52.872 0:47.525	0:50.350 0:47.239	0:47.665	0:47.043	4
4	21	Eric FAREN Citroën Hansen Motorsport	SWE	Citroën C2	6	4:53.665	0:04.308	1	0:56.810 0:47.085	0:48.103 0:47.198	0:47.394	0:47.075	3
5	4	Ildar RAKHMATULLIN Set Promotion	RUS	Renault Twingo	6	4:57.923	0:08.566	1	0:57.165 0:48.188	0:48.610 0:49.569	0:47.086	0:47.305	2
6	39	Kevin ERIKSSON Set Promotion	SWE	Renault Clio	0	0:00.000	+6 LAP	0					1

These results are provisional until the conclusion of any judicial and technical inquiries.

Höljesbanan(1210 m)

Published at...	Clerk of the Course Morgan ÖSTLUND 	Timekeeper Péter MAJOSHÁZI 	
-----------------	---	---	---

Printed: 7/7/2013 3:37:02 PM

Page 1 of 1

Super1600

Doc. No. 54

Official results

Pos. No.	Driver Competitor/Entrant	Nat. Car	Heat 1	Heat 2	Heat 3	Heat 4	Heat Sum	Int. Pt.	SF1	SF2	Final	Ch. Pt.
1 2	Ulrik LINNEMANN Ulrik Linnemann	DNK Peugeot 207	2	1	2	1	6	16	6		6	28
			3:18.775	3:18.495	3:16.433	3:15.214			4:54.972		4:49.357	
2 15	Reinis NITISS Set Promotion	LVA Renault Clio	1	2	1	23	27	11		6	5	22
			3:17.633	3:18.817	3:16.025	DNF			4:58.646		4:51.539	
3 6	Vadim MAKAROV Vadim Makarov	RUS Skoda Fabia RS	6	4	3	13	26	12	4		4	20
			3:22.016	3:20.029	3:17.355	3:24.338			4:58.485		4:52.694	
4 21	Eric FAREN Citroën Hansen Motorsport	SWE Citroën C2	4	3	4	5	16	14	5		3	22
			3:21.640	3:19.878	3:18.177	3:19.244			4:57.361		4:53.665	
5 4	Ildar RAKHMATULLIN Set Promotion	RUS Renault Twingo	7	6	6	2	21	13	4		2	19
			3:23.159	3:21.923	3:19.357	3:17.870			5:01.197		4:57.923	
6 39	Kevin ERIKSSON Set Promotion	SWE Renault Clio	3	5	5	3	16	15	5		1	21
			3:21.341	3:20.902	3:18.373	3:18.829			4:59.070		+6 LAP	
7 46	Rasul MINNIKHANOV STK Namus	RUS Renault Twingo	8	12	9	8	37	10	1			11
			3:23.280	3:26.510	3:25.129	3:20.291			+4 LAP			
8 37	René MÜNNICH René Münnich	DEU Skoda Fabia	5	7	23	7	42	9		1		10
			3:21.811	3:22.297	DNF	3:20.256			+6 LAP			
9 60	Sandra HULTGREN Sandra Hultgren	SWE Skoda Fabia	10	21	7	6	44	8	2			10
			3:24.082	3:52.937	3:21.779	3:19.758			5:05.711			
10 10	Janno LIGUR Ligur Racing	EST Skoda Fabia	12	13	12	12	49	7		2		9
			3:25.719	3:27.155	3:25.904	3:24.158			+2 LAP			
11 61	Simon OLOFSSON Simon Olofsson	SWE Skoda Fabia	18	15	8	9	50	6	3			9
			3:33.256	3:29.393	3:24.004	3:21.818			5:04.700			
12 22	Andreas STEFFEN ACN-Buxtehude	DEU Renault Clio	15	9	17	10	51	5		3		8
			3:27.768	3:24.259	3:30.525	3:22.214			5:06.710			
13 5	Ondrej SMETANA L.S Racing SRO	CZE Ford Fiesta	20	17	11	4	52	4				4
			3:36.979	3:30.319	3:25.785	3:19.233						
14 41	Siim SALURI RS Racing Team	EST Citroën C2	14	10	14	17	55	3				3
			3:27.619	3:26.147	3:28.676	3:40.556						
15 89	Timur SHIGABOUTDINOV Set Promotion	RUS Renault Twingo	9	8	16	23	56	2				2
			3:23.374	3:23.224	3:29.033	DNF						
16 51	Robert AAMODT Robert Aamodt	NOR Ford Fiesta	11	11	10	24	56	1				1
			3:25.072	3:26.457	3:25.457	DNS						
17 38	Mandie AUGUST Mandie August	DEU Skoda Fabia	16	16	18	11	61	0				0
			3:31.690	3:29.671	3:31.523	3:23.509						
18 65	Jan PETERSEN Jan Petersen	DNK Citroën C2	17	14	15	15	61	0				0
			3:32.696	3:28.788	3:28.850	3:29.870						
19 63	Christoffer LIA Christoffer Lia	NOR Opel Corsa	13	20	13	16	62	0				0
			3:26.566	3:50.589	3:26.353	3:30.128						
20 64	Lina Marie HOLT Lina Marie Holt	NOR Citroën C2	19	18	19	14	70	0				0
			3:34.310	3:34.522	3:35.233	3:29.601						
21 62	Mattias ANDERSSON Mattias Andersson	SWE Renault Clio	25	19	24	24	92	0				0
			EXC	3:38.007	DNS	DNS						
22 52	Malin GJERSTAD Malin Gjerstad	NOR Opel Corsa	24	24	24	24	96	0				0
			DNS	DNS	DNS	DNS						

Höljesbanan(1210 m)

Published at...	Steward Wlodek SZANIAWSKI	Steward Cheryl LYNCH	Steward Bengt Göran GRENANDER	
-----------------	------------------------------	-------------------------	----------------------------------	---

Page 1 of 1

Super1600

Provisional Championship standing

Pos.	No.	Driver	Nat.	Car	Rd1 GBR	Rd2 POR	Rd3 HUN	Rd4 FIN	Rd5 NOR	Rd6 SWE	Rd7 FRA	Rd8 AUT	Rd9 GER	Penalty	Ch. Pt
1	15	Reinis NITISS	LVA	Renault Clio	18	24	28	26	28	22	0	0	0	0	146
2	2	Ulrik LINNEMANN	DNK	Peugeot 207	22	24	17	17	25	28	0	0	0	0	133
3	4	Ildar RAKHMATULLIN	RUS	Renault Twingo	23	20	26	24	19	19	0	0	0	0	131
4	21	Eric FAREN	SWE	Citroën C2	26	19	16	24	21	22	0	0	0	0	128
5	39	Kevin ERIKSSON	SWE	Renault Clio	9	27	22	0	17	21	0	0	0	0	96
6	6	Vadim MAKAROV	RUS	Skoda Fabia RS	21	15	11	22	0	20	0	0	0	0	89
7	89	Timur SHIGABOUTDINOV	RUS	Renault Twingo	22	9	9	19	16	2	0	0	0	0	77
8	46	Rasul MINNIKHANOV	RUS	Renault Twingo	0	14	15	12	13	11	0	0	0	0	65
9	16	Sergej ZAGUMENNOV	RUS	Skoda Fabia RS	12	14	11	9	18	0	0	0	0	0	64
10	37	René MÜNNICH	DEU	Skoda Fabia	13	0	14	0	0	10	0	0	0	0	37
11	22	Andreas STEFFEN	DEU	Renault Clio	0	0	0	0	10	8	0	0	0	0	18
12	3	Ernestas STAPONKUS	LTU	VW Polo	8	0	0	9	0	0	0	0	0	0	17
13	10	Janno LIGUR	EST	Skoda Fabia	0	0	0	4	0	9	0	0	0	0	13
14	43	Joni WIMAN	FIN	Renault Clio	0	0	0	13	0	0	0	0	0	0	13
15	41	Siim SALURI	EST	Citroën C2	0	0	0	8	0	3	0	0	0	0	11
16	60	Sandra HULTGREN	SWE	Skoda Fabia	0	0	0	0	0	10	0	0	0	0	10
17	25	Rudolf SCHAFFER	FRA	Citroen DS3	0	10	0	0	0	0	0	0	0	0	10
18	33	LUIGI	HUN	Skoda Fabia	0	0	10	0	0	0	0	0	0	0	10
19	31	Gábor BÁNKUTI	HUN	Peugeot 206	0	0	9	0	0	0	0	0	0	0	9
20	61	Simon OLOFSSON	SWE	Skoda Fabia	0	0	0	0	0	9	0	0	0	0	9
21	52	Malin GJERSTAD	NOR	Opel Corsa	0	0	0	0	9	0	0	0	0	0	9
22	38	Mandie AUGUST	DEU	Skoda Fabia	9	0	0	0	0	0	0	0	0	0	9
23	20	Jose POLONIO	PRT	Citröen Saxo	0	7	0	0	0	0	0	0	0	0	7
24	30	Ralph WILHELM	DEU	Renault Clio	6	0	0	0	0	0	0	0	0	0	6
25	24	Pedro RIBEIRO	PRT	Citroen Saxo	0	6	0	0	0	0	0	0	0	0	6
26	40	Reinis SAFONOV	LVA	VW Polo	0	0	0	6	0	0	0	0	0	0	6
27	42	Christian PETRAKOVITS	AUT	VW Polo	4	0	2	0	0	0	0	0	0	0	6
28	35	Klaus FREUDENTHALER	AUT	Skoda Fabia	0	0	4	0	0	0	0	0	0	0	4
29	5	Ondrej SMETANA	CZE	Ford Fiest	0	0	0	0	0	4	0	0	0	0	4
30	32	Béla GORÁCZ	HUN	Opel Corsa	0	0	3	0	0	0	0	0	0	0	3
31	34	Béla UJHÁZI	HUN	Opel Astra	0	0	1	0	0	0	0	0	0	0	1
32	51	Robert AAMODT	NOR	Ford Fiesta	0	0	0	0	0	1	0	0	0	0	1

Höljesbanan(1210 m)

TouringCar

Doc. No. 01

List of starters

No.	Driver	Nat.	Competitor/Entrant	Car	Licence	Competitor Lic.
1	2 David NORDGAARD	NOR	David Nordgaard	Ford Focus RS	IRAC33817	AN33817
2	3 Anders BRATEN	NOR	Anders Braten	Ford Fiesta	IAC39490	AN39490
3	4 Robin LARSSON	SWE	Robin Larsson	Skoda Fabia	199207083610	199207083610
4	5 Koen PAUWELS	BEL	Koen Pauwels	Ford Fiesta	698640	698640
5	6 Daniel LUNDH	SWE	Daniel Lundh	Volvo C30	198804106212	198804106212
6	7 Roman CASTORAL	CZE	Czech National Team	Opel Astra	349	137
7	10 Lars ROSENDAHL	SWE	RMM Byggplat	Ford Fiesta	195207201459	18
8	11 Derek TOHILL	IRL	Derek Tohill	Ford Fiesta	6353	6353
9	42 Roger ENLUND	SWE	Roger Enlund	Ford Fiesta	197112046953	197112046953
10	51 Ole HABJORG	NOR	Ole Habjorg	Opel Corsa	IRAC13204	AN13204
11	52 Jan GABRIELSEN	NOR	Jan Gabrielsen	Mazda RX-8	IRAC26325	AN26325
12	53 Cato ERGA	NOR	Cato Erga	Volvo C30	IRAC36295	AN36295
13	55 Lars Oivind ENERBERG	NOR	Lars Oivind Enerberg	Ford Fiesta	AN37027	AN 37027
14	56 Ernst H. Holten LEIFSEN	NOR	Ernst H. Holten Leifsen	Citroën DS3	IRAC28347	AN28347
15	60 Jakob TEIL HANSEN	DNK	Jakob Teil Hansen	Ford Fiesta	03786	03786
16	62 Jari JÄRVENPÄÄ	FIN	Jari Järvenpää	BMW RX120i	21843204	21843204
17	63 Age R. HANSEN	NOR	Age R. Hansen	Ford Fiesta	IRC28577	AN28577
18	64 Tom Daniel TÅNEVIK	NOR	Tom Daniel Tånevik	Mazda RX-8	AN23774	AN23774
19	65 Ben-Philip GUNDERSEN	NOR	Ben-Philip Gundersen	Ford Fiesta	IRC30408	AN30408
20	66 Thorbjørn ULLA	NOR	Thorbjørn Ulla	Citröen C4	IKO16849	AN16849
21	67 Kevin TAYLOR	NOR	Kevin Taylor	Opel Astra	IRAC31828	AN31828
22	73 Torleif LONA	NOR	Torleif Lona	Ford Fiesta	IRAC30328	AN30328

22 drivers

These results are provisional until the conclusion of any judicial and technical inquiries.

Höljesbanan(1210 m)

Published at...	Clerk of the Course Morgan ÖSTLUND 	Timekeeper Péter MAJOSHÁZI 	
-----------------	---	---	---

Printed: 7/6/2013 8:45:36 AM

Page 1 of 1

TouringCar

Doc. No. 04

Draw (and Grid for Heat 1)

Pos.	No.	Driver	Nat.	Competitor/Entrant	Car
1	63	Age R. HANSEN	NOR	Age R. Hansen	Ford Fiesta
2	55	Lars Oivind ENERBERG	NOR	Lars Oivind Enerberg	Ford Fiesta
3	66	Thorbjørn ULLA	NOR	Thorbjørn Ulla	Citröen C4
4	67	Kevin TAYLOR	NOR	Kevin Taylor	Opel Astra
5	4	Robin LARSSON	SWE	Robin Larsson	Skoda Fabia
6	64	Tom Daniel TÅNEVIK	NOR	Tom Daniel Tånevik	Mazda RX-8
7	62	Jari JÄRVENPÄÄ	FIN	Jari Järvenpää	BMW RX120i
8	56	Ernst H. Holten LEIFSEN	NOR	Ernst H. Holten Leifsen	Citröen DS3
9	5	Koen PAUWELS	BEL	Koen Pauwels	Ford Fiesta
10	60	Jakob TEIL HANSEN	DNK	Jakob Teil Hansen	Ford Fiesta
11	6	Daniel LUNDH	SWE	Daniel Lundh	Volvo C30
12	65	Ben-Philip GUNDERSEN	NOR	Ben-Philip Gundersen	Ford Fiesta
13	51	Ole HABJORG	NOR	Ole Habjorg	Opel Corsa
14	7	Roman CASTORAL	CZE	Czech National Team	Opel Astra
15	42	Roger ENLUND	SWE	Roger Enlund	Ford Fiesta
16	10	Lars ROSENDAHL	SWE	RMM Byggplat	Ford Fiesta
17	2	David NORDGAARD	NOR	David Nordgaard	Ford Focus RS
18	11	Derek TOHILL	IRL	Derek Tohill	Ford Fiesta
19	3	Anders BRATEN	NOR	Anders Braten	Ford Fiesta
20	53	Cato ERGA	NOR	Cato Erga	Volvo C30
21	52	Jan GABRIELSEN	NOR	Jan Gabrielsen	Mazda RX-8
22	73	Torleif LONA	NOR	Torleif Lona	Ford Fiesta

These results are provisional until the conclusion of any judicial and technical inquires.

Höljesbanan(1210 m)

Published at..	Clerk of the Course Morgan ÖSTLUND 	Timekeeper Péter MAJOSHÁZI 	
----------------	---	---	---

Printed: 7/6/2013 10:48:51 AM

Page 1 of 1

TouringCar

Doc. No. 07

Free Practice 1 Lap Times

Pos.	No.	Driver Competitor/Entrant	Nat.	Car	Best lap	Diff	Laps	Lap1 Lap5 Lap9 Lap13 Lap17	Lap 2 Lap 6 Lap10 Lap14 Lap18	Lap3 Lap7 Lap11 Lap15 Lap19	Lap4 Lap8 Lap12 Lap16 Lap20
1	7	Roman CASTORAL Czech National Team	CZE	Opel Astra	0:48.234		7	0:51.996 0:48.380	0:51.806 0:51.190	0:51.324 0:48.234	3:52.749
2	4	Robin LARSSON Robin Larsson	SWE	Skoda Fabia	0:48.528	0:00.294	7	0:49.752 0:49.163	0:49.122 0:51.717	0:49.324 0:48.528	4:16.701
3	11	Derek TOHILL Derek Tohill	IRL	Ford Fiesta	0:48.729	0:00.495	7	0:50.559 0:48.776	0:58.761 0:48.729	0:48.798 0:49.336	4:24.768
4	56	Ernst H. Holten LEIFSEN Ernst H. Holten Leifsen	NOR	Citroën DS3	0:48.872	0:00.638	7	0:51.100 0:49.225	0:50.524 0:52.941	0:49.972 0:48.872	4:48.821
5	51	Ole HABJORG Ole Habjorg	NOR	Opel Corsa	0:48.912	0:00.678	7	0:52.777 0:54.030	0:50.987 0:49.149	0:50.531 0:48.912	3:58.677
6	42	Roger ENLUND Roger Enlund	SWE	Ford Fiesta	0:48.983	0:00.749	7	0:50.493 0:48.983	0:54.173 0:53.563	0:49.905 0:49.167	3:37.626
7	5	Koen PAUWELS Koen Pauwels	BEL	Ford Fiesta	0:49.156	0:00.922	7	0:49.956 0:53.519	0:50.643 0:49.304	0:53.301 0:49.156	9:14.746
8	73	Torleif LONA Torleif Lona	NOR	Ford Fiesta	0:49.386	0:01.152	7	0:51.058 0:49.768	0:53.291 0:52.751	0:50.203 0:49.386	4:45.484
9	10	Lars ROSENDAHL RMM Byggplat	SWE	Ford Fiesta	0:49.460	0:01.226	7	0:50.990 0:50.896	0:54.145 0:49.460	0:50.595 0:50.586	4:19.751
10	6	Daniel LUNDH Daniel Lundh	SWE	Volvo C30	0:49.472	0:01.238	7	0:49.472 0:52.223	0:52.727 0:51.904	0:52.417 0:53.212	5:39.097

These results are provisional until the conclusion of any judicial and technical inquiries.

Höljesbanan(1210 m)

Published at...	Clerk of the Course Morgan ÖSTLUND 	Timekeeper Péter MAJOSHÁZI 	
-----------------	---	---	---

Printed: 7/6/2013 1:14:25 PM

Page 1 of 3

TouringCar

Doc. No. 07

Free Practice 1 Lap Times

Pos.	No.	Driver Competitor/Entrant	Nat.	Car	Best lap	Diff	Laps	Lap1 Lap5 Lap9 Lap13 Lap17	Lap 2 Lap 6 Lap10 Lap14 Lap18	Lap3 Lap7 Lap11 Lap15 Lap19	Lap4 Lap8 Lap12 Lap16 Lap20
11	52	Jan GABRIELSEN Jan Gabrielsen	NOR	Mazda RX-8	0:49.514	0:01.280	7	0:51.628 0:51.555	0:54.565 1:00.723	0:51.033 0:49.514	1:26.520
12	65	Ben-Philip GUNDERSEN Ben-Philip Gundersen	NOR	Ford Fiesta	0:49.699	0:01.465	7	0:51.111 0:50.331	0:54.445 0:52.935	0:51.650 0:49.699	3:59.452
13	55	Lars Oivind ENERBERG Lars Oivind Enerberg	NOR	Ford Fiesta	0:49.884	0:01.650	3	0:51.934	0:49.884	0:52.217	
14	62	Jari JÄRVENPÄÄ Jari Järvenpää	FIN	BMW RX120i	0:49.973	0:01.739	5	0:50.191 0:51.197	0:55.610	0:49.973	1:04.166
15	60	Jakob TEIL HANSEN Jakob Teil Hansen	DNK	Ford Fiesta	0:50.036	0:01.802	7	0:50.722 0:50.036	0:53.973 0:50.112	0:51.179 0:53.496	5:50.521
16	64	Tom Daniel TÅNEVIK Tom Daniel Tånevik	NOR	Mazda RX-8	0:50.082	0:01.848	7	0:51.472 0:54.812	0:54.940 0:50.565	0:51.137 0:50.082	1:07.096
17	53	Cato ERGA Cato Erga	NOR	Volvo C30	0:50.215	0:01.981	7	0:50.697 0:55.841	0:54.591 0:50.215	0:51.380 0:51.614	3:31.057
18	2	David NORDGAARD David Nordgaard	NOR	Ford Focus RS	0:50.254	0:02.020	7	0:50.743 0:53.769	0:50.347 0:50.288	0:50.254 0:50.369	5:40.413
19	66	Thorbjørn ULLA Thorbjørn Ulla	NOR	Citröen C4	0:51.177	0:02.943	6	0:52.999 0:54.065	0:51.177 0:51.383	0:51.509	3:42.852
20	3	Anders BRATEN Anders Braten	NOR	Ford Fiesta	0:51.566	0:03.332	7	0:55.743 0:51.566	0:52.237 0:52.283	1:11.628 0:54.303	1:29.788

These results are provisional until the conclusion of any judicial and technical inquiries.

Höljesbanan(1210 m)

Published at...	Clerk of the Course Morgan ÖSTLUND 	Timekeeper Péter MAJOSHÁZI 	
-----------------	---	---	---

Printed: 7/6/2013 1:14:25 PM

Page 2 of 3

TouringCar

Doc. No. 07

Free Practice 1 Lap Times

Pos.	No.	Driver Competitor/Entrant	Nat.	Car	Best lap	Diff	Laps	Lap1 Lap5 Lap9 Lap13 Lap17	Lap 2 Lap 6 Lap10 Lap14 Lap18	Lap3 Lap7 Lap11 Lap15 Lap19	Lap4 Lap8 Lap12 Lap16 Lap20
21	67	Kevin TAYLOR Kevin Taylor	NOR	Opel Astra	0:51.897	0:03.663	7	0:52.773 0:56.332	0:52.455 0:51.897	0:52.500 0:52.595	3:40.926
22	63	Age R. HANSEN Age R. Hansen	NOR	Ford Fiesta	0:53.280	0:05.046	10	1:01.547 0:54.243 1:14.707	0:55.405 0:57.624 1:00.240	0:56.233 0:53.280	3:51.270 5:21.876

Total:22 Drivers included DNS: 0 ,DNF: 0 , EXC: 0

These results are provisional until the conclusion of any judicial and technical inquiries.

Höljesbanan(1210 m)

Published at...	Clerk of the Course Morgan ÖSTLUND 	Timekeeper Péter MAJOSHÁZI 	
-----------------	---	---	---

Printed: 7/6/2013 1:14:25 PM

Page 3 of 3

TouringCar

Doc. No. 10




Result of Heat 1 (and Grid for Heat 2)

Pos.	No.	Driver Competitor/Entrant	Nat. Car	Laps	Total Tm Notice	Diff	JL	Lap1 Lap5	Lap2 Lap6	Lap3 Lap7	Lap4 Lap8	Pts.
1	55	Lars Oivind ENERBERG Lars Oivind Enerberg	NOR Ford Fiesta	4	3:21.305	-	1	0:57.080	0:48.143	0:47.578	0:48.504	1
2	6	Daniel LUNDH Daniel Lundh	SWE Volvo C30	4	3:22.184	0:00.879	1	0:52.359	0:48.295	0:52.587	0:48.943	2
3	7	Roman CASTORAL Czech National Team	CZE Opel Astra	4	3:22.471	0:01.166	1	0:56.707	0:48.800	0:48.327	0:48.637	3
4	11	Derek TOHILL Derek Tohill	IRL Ford Fiesta	4	3:23.215	0:01.910	1	0:57.752	0:48.426	0:48.586	0:48.451	4
5	56	Ernst H. Holten LEIFSEN Ernst H. Holten Leifsen	NOR Citroën DS3	4	3:24.080	0:02.775	1	0:53.241	0:48.796	0:48.963	0:53.080	5
6	64	Tom Daniel TÅNEVIK Tom Daniel Tånevik	NOR Mazda RX-8	4	3:24.800	0:03.495	1	0:53.847	0:49.011	0:52.779	0:49.163	6
7	42	Roger ENLUND Roger Enlund	SWE Ford Fiesta	4	3:25.164	0:03.859	1	0:54.220	0:48.783	0:52.605	0:49.556	7
8	52	Jan GABRIELSEN Jan Gabrielsen	NOR Mazda RX-8	4	3:25.406	0:04.101	1	0:53.682	0:49.899	0:48.994	0:52.831	8
9	4	Robin LARSSON Robin Larsson	SWE Skoda Fabia	4	3:25.552	0:04.247	1	0:52.509	0:47.933	0:51.120	0:53.990	9
10	10	Lars ROSEND AHL RMM Byggplat	SWE Ford Fiesta	4	3:25.613	0:04.308	1	0:53.381	0:48.767	0:53.909	0:49.556	10
11	73	Torleif LONA Torleif Lona	NOR Ford Fiesta	4	3:25.629	0:04.324	1	0:58.160	0:49.685	0:48.685	0:49.099	11
12	51	Ole HABJORG Ole Habjorg	NOR Opel Corsa	4	3:25.849	0:04.544	1	0:55.524	0:51.829	0:49.036	0:49.460	12
13	2	David NORDGAARD David Nordgaard	NOR Ford Focus RS	4	3:26.081	0:04.776	1	0:54.246	0:52.603	0:49.750	0:49.482	13
14	60	Jakob TEIL HANSEN Jakob Teil Hansen	DNK Ford Fiesta	4	3:26.299	0:04.994	1	0:54.959	0:49.204	0:49.409	0:52.727	14
15	5	Koen PAUWELS Koen Pauwels	BEL Ford Fiesta	4	3:26.825	0:05.520	1	0:59.899	0:49.484	0:48.851	0:48.591	15
16	65	Ben-Philip GUNDERSEN Ben-Philip Gundersen	NOR Ford Fiesta	4	3:27.900	0:06.595	1	0:55.711	0:50.753	0:52.728	0:48.708	16
17	53	Cato ERGA Cato Erga	NOR Volvo C30	4	3:27.934	0:06.629	1	0:54.874	0:53.593	0:49.764	0:49.703	17
18	67	Kevin TAYLOR Kevin Taylor	NOR Opel Astra	4	3:32.956	0:11.651	1	0:56.911	0:50.922	0:54.424	0:50.699	18
19	63	Age R. HANSEN Age R. Hansen	NOR Ford Fiesta	4	3:47.936	0:26.631	1	0:59.972	0:56.609	0:57.596	0:53.759	19
20	66	Thorbjørn ULLA Thorbjørn Ulla	NOR Citroën C4	4	4:19.456	0:58.151	1	1:00.227	0:55.218	0:49.992	1:34.019	20
DNF	62	Jari JÄRVENPÄÄ Jari Järvenpää	FIN BMW RX120i	1	-	+3 LAP	1	0:58.955	-	-	-	23
DNF	3	Anders BRATEN Anders Braten	NOR Ford Fiesta	2	-	+2 LAP	1	1:03.551	0:54.572	-	-	23

Total: 22 Drivers included: DNS: 0 , DNF: 2, EXC: 0

These results are provisional until the conclusion of any judicial and technical inquires.

Höljesbanan(1210 m)

Published at...	Clerk of the Course Morgan ÖSTLUND 	Timekeeper Péter MAJOSHÁZI 	
-----------------	---	---	---

Printed: 7/6/2013 2:32:48 PM

Page 1 of 1

TouringCar

Doc. No. 19

Result of Heat 2 (and Grid for Heat 3)

Modified




Pos.	No.	Driver Competitor/Entrant	Nat. Car	Laps	Total Tm Notice	Diff	JL	Lap1 Lap5	Lap2 Lap6	Lap3 Lap7	Lap4 Lap8	Pts.
1	7	Roman CASTORAL Czech National Team	CZE Opel Astra	4	3:21.235	-	1	0:55.944	0:47.962	0:48.298	0:49.031	1
2	11	Derek TOHILL Derek Tohill	IRL Ford Fiesta	4	3:21.352	0:00.117	1	0:53.982	0:48.076	0:48.518	0:50.776	2
3	51	Ole HABJORG Ole Habjorg	NOR Opel Corsa	4	3:21.829	0:00.594	1	0:53.102	0:48.821	0:51.250	0:48.656	3
4	4	Robin LARSSON Robin Larsson	SWE Skoda Fabia	4	3:22.059	0:00.824	1	0:56.831	0:48.462	0:48.337	0:48.429	4
5	6	Daniel LUNDH Daniel Lundh	SWE Volvo C30	4	3:22.650	0:01.415	1	0:52.816	0:48.844	0:51.824	0:49.166	5
6	5	Koen PAUWELS Koen Pauwels	BEL Ford Fiesta	4	3:25.074	0:03.839	1	0:54.563	0:48.823	0:49.052	0:52.636	6
7	56	Ernst H. Holten LEIFSEN Ernst H. Holten Leifsen	NOR Citroën DS3	4	3:25.185	0:03.950	1	0:57.764	0:49.261	0:49.025	0:49.135	7
8	2	David NORDGAARD David Nordgaard	NOR Ford Focus RS	4	3:25.602	0:04.367	1	0:57.531	0:49.595	0:49.359	0:49.117	8
9	53	Cato ERGA Cato Erga	NOR Volvo C30	4	3:25.803	0:04.568	1	0:57.594	0:49.108	0:49.364	0:49.737	9
10	52	Jan GABRIELSEN Jan Gabrielsen	NOR Mazda RX-8	4	3:26.219	0:04.984	1	0:54.222	0:49.341	0:53.203	0:49.453	10
11	65	Ben-Philip GUNDERSEN Ben-Philip Gundersen	NOR Ford Fiesta	4	3:26.415	0:05.180	1	0:55.089	0:49.536	0:52.978	0:48.812	11
12	60	Jakob TEIL HANSEN Jakob Teil Hansen	DNK Ford Fiesta	4	3:26.552	0:05.317	1	0:58.637	0:49.630	0:49.027	0:49.258	12
13	64	Tom Daniel TÅNEVIK Tom Daniel Tånevik	NOR Mazda RX-8	4	3:26.607	0:05.372	1	0:54.831	0:49.216	0:52.985	0:49.575	13
14	62	Jari JÄRVENPÄÄ Jari Järvenpää	FIN BMW RX120i	4	3:27.613	0:06.378	1	0:59.000	0:49.936	0:49.498	0:49.179	14
15	67	Kevin TAYLOR Kevin Taylor	NOR Opel Astra	4	3:27.741	0:06.506	1	0:54.793	0:49.250	0:49.738	0:53.960	15
16	10	Lars ROSENDAHL RMM Byggplat	SWE Ford Fiesta	4	3:28.227	0:06.992	1	0:59.143	0:49.402	0:49.376	0:50.306	16
17	66	Thorbjørn ULLA Thorbjørn Ulla	NOR Citroën C4	4	3:30.375	0:09.140	1	0:56.420	0:50.013	0:50.366	0:53.576	17
18	42	Roger ENLUND Roger Enlund	SWE Ford Fiesta	4	3:33.491	0:12.256	1	0:59.830	0:55.296	0:49.230	0:49.135	18
19	3	Anders BRATEN Anders Braten	NOR Ford Fiesta	4	3:42.702	0:21.467	1	0:55.637	0:55.448	0:55.249	0:56.368	19
20	63	Age R. HANSEN Age R. Hansen	NOR Ford Fiesta	4	3:55.178	0:33.943	1	1:00.347	0:57.161	1:00.791	0:56.879	20
DNF	73	Torleif LONA Torleif Lona	NOR Ford Fiesta	1	-	+3 LAP	1	0:57.111				23
EXC	55	Lars Oivind ENERBERG Lars Oivind Enerberg	NOR Ford Fiesta	4	-	-	1	0:53.192	0:54.329	0:48.831	0:49.256	25

Total: 22 Drivers included: DNS: 0 , DNF: 1, EXC: 1

Steward decision Nr. 2: #55 excluded.

These results are provisional until the conclusion of any judicial and technical inquiries.

Höljesbanan(1210 m)

Published at...	Clerk of the Course Morgan ÖSTLUND 	Timekeeper Péter MAJOSHÁZI 	
-----------------	---	---	---

Printed: 7/6/2013 6:24:22 PM

Page 1 of 1

TouringCar

Doc. No. 20

Result after Heat 2

Modified

Pos. No.	Driver Competitor/Entrant	Nat. Car	Heat 1	Heat 2	Heat 3	Heat 4	Heat Sum	Int. Pt.	SF1	SF2	Final	Ch. Pt.	Ch Sum
1 7	Roman CASTORAL Czech National Team	CZE Opel Astra	3 3:22.471	1 3:21.235			4						
2 11	Derek TOHILL Derek Tohill	IRL Ford Fiesta	4 3:23.215	2 3:21.352			6						
3 6	Daniel LUNDH Daniel Lundh	SWE Volvo C30	2 3:22.184	5 3:22.650			7						
4 56	Ernst H. Holten LEIFSEN Ernst H. Holten Leifsen	NOR Citroën DS3	5 3:24.080	7 3:25.185			12						
5 4	Robin LARSSON Robin Larsson	SWE Skoda Fabia	9 3:25.552	4 3:22.059			13						
6 51	Ole HABJORG Ole Habjorg	NOR Opel Corsa	12 3:25.849	3 3:21.829			15						
7 52	Jan GABRIELSEN Jan Gabrielsen	NOR Mazda RX-8	8 3:25.406	10 3:26.219			18						
8 64	Tom Daniel TÅNEVIK Tom Daniel Tånevik	NOR Mazda RX-8	6 3:24.800	13 3:26.607			19						
9 5	Koen PAUWELS Koen Pauwels	BEL Ford Fiesta	15 3:26.825	6 3:25.074			21						
10 2	David NORDGAARD David Nordgaard	NOR Ford Focus RS	13 3:26.081	8 3:25.602			21						
11 42	Roger ENLUND Roger Enlund	SWE Ford Fiesta	7 3:25.164	18 3:33.491			25						
12 53	Cato ERGA Cato Erga	NOR Volvo C30	17 3:27.934	9 3:25.803			26						
13 60	Jakob TEIL HANSEN Jakob Teil Hansen	DNK Ford Fiesta	14 3:26.299	12 3:26.552			26						
14 10	Lars ROSENDAHL RMM Byggplat	SWE Ford Fiesta	10 3:25.613	16 3:28.227			26						
15 55	Lars Oivind ENERBERG Lars Oivind Enerberg	NOR Ford Fiesta	1 3:21.305	25 EXC			26						
16 65	Ben-Philip GUNDERSEN Ben-Philip Gundersen	NOR Ford Fiesta	16 3:27.900	11 3:26.415			27						
17 67	Kevin TAYLOR Kevin Taylor	NOR Opel Astra	18 3:32.956	15 3:27.741			33						
18 73	Torleif LONA Torleif Lona	NOR Ford Fiesta	11 3:25.629	23 DNF			34						
19 62	Jari JÄRVENPÄÄ Jari Järvenpää	FIN BMW RX120i	23 DNF	14 3:27.613			37						
20 66	Thorbjørn ULLA Thorbjørn Ulla	NOR Citroën C4	20 4:19.456	17 3:30.375			37						
21 63	Age R. HANSEN Age R. Hansen	NOR Ford Fiesta	19 3:47.936	20 3:55.178			39						
22 3	Anders BRATEN Anders Braten	NOR Ford Fiesta	23 DNF	19 3:42.702			42						

22 drivers

These results are provisional until the conclusion of any judicial and technical inquiries.

Höljesbanan(1210 m)

Published at...	Clerk of the Course Morgan ÖSTLUND 	Timekeeper Péter MAJOSHÁZI 	
-----------------	---	---	---

Printed: 7/6/2013 6:25:58 PM

Page 1 of 1

TouringCar

Doc. No. 21

Warm-up Lap Times

Pos.	No.	Driver Competitor/Entrant	Nat.	Car	Best lap	Diff	Laps	Lap1 Lap5	Lap 2 Lap 6	Lap3 Lap7	Lap4 Lap8
1	11	Derek TOHILL Derek Tohill	IRL	Ford Fiesta	0:48.031		1	0:48.031			
2	4	Robin LARSSON Robin Larsson	SWE	Skoda Fabia	0:48.077	0:00.046	1	0:48.077			
3	6	Daniel LUNDH Daniel Lundh	SWE	Volvo C30	0:48.224	0:00.193	1	0:48.224			
4	60	Jakob TEIL HANSEN Jakob Teil Hansen	DNK	Ford Fiesta	0:48.619	0:00.588	1	0:48.619			
5	65	Ben-Philip GUNDERSEN Ben-Philip Gundersen	NOR	Ford Fiesta	0:49.062	0:01.031	1	0:49.062			
6	56	Ernst H. Holten LEIFSEN Ernst H. Holten Leifsen	NOR	Citroën DS3	0:49.134	0:01.103	1	0:49.134			
7	52	Jan GABRIELSEN Jan Gabrielsen	NOR	Mazda RX-8	0:49.145	0:01.114	3	0:54.081	1:35.804	0:49.145	
8	62	Jari JÄRVENPÄÄ Jari Järvenpää	FIN	BMW RX120i	0:49.163	0:01.132	3	0:49.163	2:19.616	0:53.746	
9	5	Koen PAUWELS Koen Pauwels	BEL	Ford Fiesta	0:49.355	0:01.324	1	0:49.355			
10	10	Lars ROSENDAHL RMM Byggplat	SWE	Ford Fiesta	0:49.680	0:01.649	1	0:49.680			
11	53	Cato ERGA Cato Erga	NOR	Volvo C30	0:49.883	0:01.852	3	0:54.004	7:45.786	0:49.883	
12	3	Anders BRATEN Anders Braten	NOR	Ford Fiesta	0:50.288	0:02.257	1	0:50.288			
13	2	David NORDGAARD David Nordgaard	NOR	Ford Focus RS	0:50.545	0:02.514	1	0:50.545			
14	67	Kevin TAYLOR Kevin Taylor	NOR	Opel Astra	0:51.077	0:03.046	1	0:51.077			
15	7	Roman CASTORAL Czech National Team	CZE	Opel Astra	0:51.232	0:03.201	1	0:51.232			
16	63	Age R. HANSEN Age R. Hansen	NOR	Ford Fiesta	0:51.619	0:03.588	5	0:52.598 0:51.619	8:21.434	0:57.069	7:48.365
17	66	Thorbjørn ULLA Thorbjørn Ulla	NOR	Citroën C4	0:52.502	0:04.471	1	0:52.502			
18	73	Torleif LONA Torleif Lona	NOR	Ford Fiesta	0:52.665	0:04.634	3	0:53.547	5:50.800	0:52.665	
19	51	Ole HABJORG Ole Habjorg	NOR	Opel Corsa	0:53.322	0:05.291	1	0:53.322			
20	42	Roger ENLUND Roger Enlund	SWE	Ford Fiesta	0:53.736	0:05.705	1	0:53.736			
21	64	Tom Daniel TÅNEVIK Tom Daniel Tånevik	NOR	Mazda RX-8	0:58.020	0:09.989	1	0:58.020			
DNS	55	Lars Oivind ENERBERG Lars Oivind Enerberg	NOR	Ford Fiesta	-	-	0				

Total:22 Drivers included DNS: 1 ,DNF: 0 ,EXC: 0

These results are provisional until the conclusion of any judicial and technical inquires.

Höljesbanan(1210 m)

Published at...	Clerk of the Course Morgan ÖSTLUND 	Timekeeper Péter MAJOSHÁZI 	
-----------------	---	---	---

Printed: 7/7/2013 9:55:13 AM

Page 1 of 1

TouringCar

Doc. No. 26

Result of Heat 3 (and Grid for Heat 4)

Modified




Pos.	No.	Driver Competitor/Entrant	Nat. Car	Laps	Total Tm Notice	Diff	JL	Lap1 Lap5	Lap2 Lap6	Lap3 Lap7	Lap4 Lap8	Pts.
1	11	Derek TOHILL Derek Tohill	IRL Ford Fiesta	4	3:20.041	-	1	0:52.244	0:48.728	0:48.005	0:51.064	1
2	6	Daniel LUNDH Daniel Lundh	SWE Volvo C30	4	3:23.021	0:02.980	1	0:52.890	0:51.691	0:48.017	0:50.423	2
3	10	Lars ROSEND AHL RMM Byggplat	SWE Ford Fiesta	4	3:23.113	0:03.072	1	0:53.125	0:52.297	0:48.831	0:48.860	3
4	2	David NORDGAARD David Nordgaard	NOR Ford Focus RS	4	3:23.959	0:03.918	1	0:54.097	0:52.123	0:48.798	0:48.941	4
5	42	Roger ENLUND Roger Enlund	SWE Ford Fiesta	4	3:24.078	0:04.037	1	0:54.195	0:48.633	0:49.045	0:52.205	5
6	73	Torleif LONA Torleif Lona	NOR Ford Fiesta	4	3:25.525	0:05.484	1	0:55.092	0:49.508	0:52.118	0:48.807	6
7	52	Jan GABRIELSEN Jan Gabrielsen	NOR Mazda RX-8	4	3:25.564	0:05.523	1	0:53.208	0:49.005	0:50.430	0:52.921	7
8	56	Ernst H. Holten LEIFSEN Ernst H. Holten Leifsen	NOR Citroën DS3	4	3:25.792	0:05.751	1	0:58.686	0:49.194	0:48.884	0:49.028	8
9	5	Koen PAUWELS Koen Pauwels	BEL Ford Fiesta	4	3:26.632	0:06.591	1	0:56.016	0:49.112	0:52.780	0:48.724	9
10	62	Jari JÄRVENPÄÄ Jari Järvenpää	FIN BMW RX120i	4	3:27.250	0:07.209	1	0:56.141	0:48.644	0:52.634	0:49.831	10
11	3	Anders BRATEN Anders Braten	NOR Ford Fiesta	4	3:29.387	0:09.346	1	0:57.938	0:51.810	0:49.829	0:49.810	11
12	60	Jakob TEIL HANSEN Jakob Teil Hansen	DNK Ford Fiesta	4	3:30.420	0:10.379	1	0:55.518	0:54.102	0:50.810	0:49.990	12
13	64	Tom Daniel TÅNEVIK Tom Daniel Tånevik	NOR Mazda RX-8	4	3:31.207	0:11.166	1	0:54.014	0:49.850	0:49.318	0:58.025	13
14	67	Kevin TAYLOR Kevin Taylor	NOR Opel Astra	4	3:31.725	0:11.684	1	0:59.669	0:50.984	0:50.348	0:50.724	14
15	66	Thorbjørn ULLA Thorbjørn Ulla	NOR Citroën C4	4	3:31.814	0:11.773	1	0:59.083	0:51.074	0:51.006	0:50.651	15
16	63	Age R. HANSEN Age R. Hansen	NOR Ford Fiesta	4	3:39.083	0:19.042	1	0:57.468	0:53.058	0:52.544	0:56.013	16
17	65	Ben-Philip GUNDERSEN Ben-Philip Gundersen	NOR Ford Fiesta	4	3:43.435	0:23.394	1	1:10.304	0:53.786	0:48.595	0:50.750	17
DNF	51	Ole HABJORG Ole Habjorg	NOR Opel Corsa	2	-	+2 LAP	1	0:57.809	0:49.128	-	-	23
DNF	53	Cato ERGA Cato Erga	NOR Volvo C30	1	-	+3 LAP	0	1:06.100	-	-	-	23
DNS	55	Lars Oivind ENERBERG Lars Oivind Enerberg	NOR Ford Fiesta	0	-	-	0	-	-	-	-	24
EXC	7	Roman CASTORAL Czech National Team	CZE Opel Astra	4	-	-	1	0:56.469	0:48.679	0:48.518	0:51.574	25
EXC	4	Robin LARSSON Robin Larsson	SWE Skoda Fabia	4	-	-	1	0:55.545	0:47.842	0:47.883	1:01.073	25

Total: 22 Drivers included: DNS: 1 , DNF: 2, EXC: 2

#7 black flag, Steward decision Nr.3 : #4 excluded

These results are provisional until the conclusion of any judicial and technical inquiries.

Höljesbanan(1210 m)

Published at...	Clerk of the Course Morgan ÖSTLUND 	Timekeeper Péter MAJOSHÁZI 	
-----------------	---	---	---

Printed: 7/7/2013 10:52:48 AM

Page 1 of 1

TouringCar

Doc. No. 27

Result after Heat 3

Modified

Pos. No.	Driver Competitor/Entrant	Nat. Car	Heat 1	Heat 2	Heat 3	Heat 4	Heat Sum	Int. Pt.	SF1	SF2	Final	Ch. Pt.	Ch Sum
1 11	Derek TOHILL Derek Tohill	IRL Ford Fiesta	4 3:23.215	2 3:21.352	1 3:20.041		7						
2 6	Daniel LUNDH Daniel Lundh	SWE Volvo C30	2 3:22.184	5 3:22.650	2 3:23.021		9						
3 56	Ernst H. Holten LEIFSEN Ernst H. Holten Leifsen	NOR Citroën DS3	5 3:24.080	7 3:25.185	8 3:25.792		20						
4 2	David NORDGAARD David Nordgaard	NOR Ford Focus RS	13 3:26.081	8 3:25.602	4 3:23.959		25						
5 52	Jan GABRIELSEN Jan Gabrielsen	NOR Mazda RX-8	8 3:25.406	10 3:26.219	7 3:25.564		25						
6 10	Lars ROSENDAHL RMM Byggplat	SWE Ford Fiesta	10 3:25.613	16 3:28.227	3 3:23.113		29						
7 7	Roman CASTORAL Czech National Team	CZE Opel Astra	3 3:22.471	1 3:21.235	25 EXC		29						
8 42	Roger ENLUND Roger Enlund	SWE Ford Fiesta	7 3:25.164	18 3:33.491	5 3:24.078		30						
9 5	Koen PAUWELS Koen Pauwels	BEL Ford Fiesta	15 3:26.825	6 3:25.074	9 3:26.632		30						
10 64	Tom Daniel TÅNEVIK Tom Daniel Tånevik	NOR Mazda RX-8	6 3:24.800	13 3:26.607	13 3:31.207		32						
11 60	Jakob TEIL HANSEN Jakob Teil Hansen	DNK Ford Fiesta	14 3:26.299	12 3:26.552	12 3:30.420		38						
12 51	Ole HABJORG Ole Habjorg	NOR Opel Corsa	12 3:25.849	3 3:21.829	23 DNF		38						
13 4	Robin LARSSON Robin Larsson	SWE Skoda Fabia	9 3:25.552	4 3:22.059	25 EXC		38						
14 73	Torleif LONA Torleif Lona	NOR Ford Fiesta	11 3:25.629	23 DNF	6 3:25.525		40						
15 65	Ben-Philip GUNDERSEN Ben-Philip Gundersen	NOR Ford Fiesta	16 3:27.900	11 3:26.415	17 3:43.435		44						
16 62	Jari JÄRVENPÄÄ Jari Järvenpää	FIN BMW RX120i	23 DNF	14 3:27.613	10 3:27.250		47						
17 67	Kevin TAYLOR Kevin Taylor	NOR Opel Astra	18 3:32.956	15 3:27.741	14 3:31.725		47						
18 53	Cato ERGA Cato Erga	NOR Volvo C30	17 3:27.934	9 3:25.803	23 DNF		49						
19 55	Lars Oivind ENERBERG Lars Oivind Enerberg	NOR Ford Fiesta	1 3:21.305	25 EXC	24 DNS		50						
20 66	Thorbjørn ULLA Thorbjørn Ulla	NOR Citroën C4	20 4:19.456	17 3:30.375	15 3:31.814		52						
21 3	Anders BRATEN Anders Braten	NOR Ford Fiesta	23 DNF	19 3:42.702	11 3:29.387		53						
22 63	Age R. HANSEN Age R. Hansen	NOR Ford Fiesta	19 3:47.936	20 3:55.178	16 3:39.083		55						

22 drivers

These results are provisional until the conclusion of any judicial and technical inquiries.

Höljesbanan(1210 m)

Published at...	Clerk of the Course Morgan ÖSTLUND 	Timekeeper Péter MAJOSHÁZI 	
-----------------	---	---	---

Printed: 7/7/2013 10:53:38 AM

Page 1 of 1

TouringCar

Doc. No. 32

Result of Heat 4




Pos.	No.	Driver Competitor/Entrant	Nat. Car	Laps	Total Tm Notice	Diff	JL	Lap1 Lap5	Lap2 Lap6	Lap3 Lap7	Lap4 Lap8	Pts.
1	11	Derek TOHILL Derek Tohill	IRL Ford Fiesta	4	3:22.081	-	1	0:53.187	0:48.796	0:49.070	0:51.028	1
2	6	Daniel LUNDH Daniel Lundh	SWE Volvo C30	4	3:23.503	0:01.422	1	0:53.981	0:51.767	0:48.795	0:48.960	2
3	73	Torleif LONA Torleif Lona	NOR Ford Fiesta	4	3:24.020	0:01.939	1	0:54.596	0:52.034	0:48.689	0:48.701	3
4	4	Robin LARSSON Robin Larsson	SWE Skoda Fabia	4	3:24.647	0:02.566	1	0:55.326	0:48.272	0:48.664	0:52.385	4
5	51	Ole HABJORG Ole Habjorg	NOR Opel Corsa	4	3:25.600	0:03.519	1	0:58.133	0:49.416	0:49.008	0:49.043	5
6	52	Jan GABRIELSEN Jan Gabrielsen	NOR Mazda RX-8	4	3:25.732	0:03.651	1	0:53.672	0:49.678	0:49.597	0:52.785	6
7	56	Ernst H. Holten LEIFSEN Ernst H. Holten Leifsen	NOR Citroën DS3	4	3:26.019	0:03.938	1	0:57.964	0:49.608	0:48.880	0:49.567	7
8	7	Roman CASTORAL Czech National Team	CZE Opel Astra	4	3:26.076	0:03.995	1	0:58.656	0:49.698	0:48.574	0:49.148	8
9	60	Jakob TEIL HANSEN Jakob Teil Hansen	DNK Ford Fiesta	4	3:26.243	0:04.162	1	0:55.193	0:48.962	0:49.335	0:52.753	9
10	2	David NORDGAARD David Nordgaard	NOR Ford Focus RS	4	3:26.498	0:04.417	1	0:54.849	0:49.743	0:53.048	0:48.858	10
11	5	Koen PAUWELS Koen Pauwels	BEL Ford Fiesta	4	3:26.799	0:04.718	1	0:55.200	0:49.207	0:48.826	0:53.566	11
12	62	Jari JÄRVENPÄÄ Jari Järvenpää	FIN BMW RX120i	4	3:27.243	0:05.162	1	0:55.634	0:49.554	0:52.062	0:49.993	12
13	64	Tom Daniel TÄNEVIK Tom Daniel Tånevik	NOR Mazda RX-8	4	3:28.071	0:05.990	1	0:56.500	0:49.144	0:49.447	0:52.980	13
14	67	Kevin TAYLOR Kevin Taylor	NOR Opel Astra	4	3:31.054	0:08.973	1	1:01.038	0:50.486	0:49.595	0:49.935	14
15	42	Roger ENLUND Roger Enlund	SWE Ford Fiesta	4	3:31.644	0:09.563	1	1:01.411	0:51.059	0:49.826	0:49.348	15
16	65	Ben-Philip GUNDERSEN Ben-Philip Gundersen	NOR Ford Fiesta	4	3:22.962 0:30.000	0:30.881	0	0:55.596	0:49.292	0:48.387	0:49.687	16
DNF	10	Lars ROSENDAHL RMM Byggplat	SWE Ford Fiesta	0	-	+4 LAP	1	-	-	-	-	23
DNF	3	Anders BRATEN Anders Braten	NOR Ford Fiesta	0	-	+4 LAP	0	-	-	-	-	23
DNF	66	Thorbjørn ULLA Thorbjørn Ulla	NOR Citroën C4	3	-	+1 LAP	1	0:56.790	0:51.232	0:51.410	-	23
DNF	63	Age R. HANSEN Age R. Hansen	NOR Ford Fiesta	0	-	+4 LAP	0	-	-	-	-	23
DNS	53	Cato ERGA Cato Erga	NOR Volvo C30	0	-	-	0	-	-	-	-	24
DNS	55	Lars Oivind ENERBERG Lars Oivind Enerberg	NOR Ford Fiesta	0	-	-	0	-	-	-	-	24

Total: 22 Drivers included: DNS: 2 , DNF: 4, EXC: 0

#65 No Joker lap

These results are provisional until the conclusion of any judicial and technical inquires.

Höljesbanan(1210 m)

Published at...	Clerk of the Course Morgan ÖSTLUND 	Timekeeper Péter MAJOSHÁZI 	
-----------------	---	---	---

Printed: 7/7/2013 11:59:25 AM

Page 1 of 1

TouringCar

Doc. No. 33

Intermediate Classification

Pos. No.	Driver Competitor/Entrant	Nat. Car	Heat 1	Heat 2	Heat 3	Heat 4	Heat Sum	Int. Pt.	SF1	SF2	Final	Ch. Pt.	Ch Sum
1 11	Derek TOHILL Derek Tohill	IRL Ford Fiesta	4	2	1	1	8	16					122
2 6	Daniel LUNDH Daniel Lundh	SWE Volvo C30	2	5	2	2	11	15					79
3 56	Ernst H. Holten LEIFSEN Ernst H. Holten Leifsen	NOR Citroën DS3	5	7	8	7	27	14					14
4 52	Jan GABRIELSEN Jan Gabrielsen	NOR Mazda RX-8	8	10	7	6	31	13					21
5 2	David NORDGAARD David Nordgaard	NOR Ford Focus RS	13	8	4	10	35	12					84
6 7	Roman CASTORAL Czech National Team	CZE Opel Astra	3	1	25	8	37	11					105
7 5	Koen PAUWELS Koen Pauwels	BEL Ford Fiesta	15	6	9	11	41	10					96
8 4	Robin LARSSON Robin Larsson	SWE Skoda Fabia	9	4	25	4	42	9					91
9 73	Torleif LONA Torleif Lona	NOR Ford Fiesta	11	23	6	3	43	8					51
10 51	Ole HABJORG Ole Habjorg	NOR Opel Corsa	12	3	23	5	43	7					20
11 64	Tom Daniel TÅNEVIK Tom Daniel Tånevik	NOR Mazda RX-8	6	13	13	13	45	6					6
12 42	Roger ENLUND Roger Enlund	SWE Ford Fiesta	7	18	5	15	45	5					24
13 60	Jakob TEIL HANSEN Jakob Teil Hansen	DNK Ford Fiesta	14	12	12	9	47	4					4
14 10	Lars ROSENDAHL RMM Byggplat	SWE Ford Fiesta	10	16	3	23	52	3					3
15 62	Jari JÄRVENPÄÄ Jari Järvenpää	FIN BMW RX120i	23	14	10	12	59	2					2
16 65	Ben-Philip GUNDERSEN Ben-Philip Gundersen	NOR Ford Fiesta	16	11	17	16	60	1					1
17 67	Kevin TAYLOR Kevin Taylor	NOR Opel Astra	18	15	14	14	61	0					0
18 53	Cato ERGA Cato Erga	NOR Volvo C30	17	9	23	24	73	0					7
19 55	Lars Oivind ENERBERG Lars Oivind Enerberg	NOR Ford Fiesta	1	25	24	24	74	0					28
20 66	Thorbjørn ULLA Thorbjørn Ulla	NOR Citroën C4	20	17	15	23	75	0					0
21 3	Anders BRATEN Anders Braten	NOR Ford Fiesta	23	19	11	23	76	0					31
22 63	Age R. HANSEN Age R. Hansen	NOR Ford Fiesta	19	20	16	23	78	0					0

22 drivers

These results are provisional until the conclusion of any judicial and technical inquiries.

Höljesbanan(1210 m)

Published at...	Clerk of the Course Morgan ÖSTLUND 	Timekeeper Péter MAJOSHÁZI 	
-----------------	---	---	---

Printed: 7/7/2013 12:00:06 PM

Page 1 of 1

TouringCar

Doc. No. 38

Provisional Grid for Semi-Finals

Semi-Final 1

Row 1

11	Derek TOHILL Derek Tohill	IRL	Ford Fiesta TouringCar
56	Ernst H. Holten LEIFSEN Ernst H. Holten Leifsen	NOR	Citroën DS3 TouringCar

Sporting Regulation 15.6.3 : If a driver is unable to take his place in a Semi-Final, he will be substituted by the next qualifier (the highest placed driver in the intermediate classification not already in the Semi-Finals). Any such substitute(s) will take the last place(s) on the grid with those ahead of them moving up to fill the place left by the non-starter(s).

Row 2

2	David NORDGAARD David Nordgaard	NOR	Ford Focus RS TouringCar
5	Koen PAUWELS Koen Pauwels	BEL	Ford Fiesta TouringCar

Row 3

73	Torleif LONA Torleif Lona	NOR	Ford Fiesta TouringCar
64	Tom Daniel TÅNEVIK Tom Daniel Tånevik	NOR	Mazda RX-8 TouringCar

Semi-Final 2

Row 1

6	Daniel LUNDH Daniel Lundh	SWE	Volvo C30 TouringCar
52	Jan GABRIELSEN Jan Gabrielsen	NOR	Mazda RX-8 TouringCar

Row 2

7	Roman CASTORAL Czech National Team	CZE	Opel Astra TouringCar
4	Robin LARSSON Robin Larsson	SWE	Skoda Fabia TouringCar

Row 3

51	Ole HABJORG Ole Habjorg	NOR	Opel Corsa TouringCar
42	Roger ENLUND Roger Enlund	SWE	Ford Fiesta TouringCar

Next qualifier (13-)

13	60 Jakob TEIL HANSEN	DNK
14	10 Lars ROSENDAHL	SWE
15	62 Jari JÄRVENPÄÄ	FIN
16	65 Ben-Philip GUNDERSEN	NOR
17	67 Kevin TAYLOR	NOR
18	53 Cato ERGA	NOR
19	55 Lars Oivind ENERBERG	NOR
20	66 Thorbjørn ULLA	NOR
21	3 Anders BRATEN	NOR
22	63 Age R. HANSEN	NOR

Höljesbanan(1210 m)

Published at...	Clerk of the Course Morgan ÖSTLUND 	Timekeeper Péter MAJOSHÁZI 	
-----------------	---	---	---

Printed: 7/7/2013 12:01:30 PM

Page 1 of 1

TouringCar

Doc. No. 41

Results of Semi-finals

Semi-final 1

Pos.	No.	Driver Competitor/Entrant	Nat.	Car	Laps	Total Tm Notice	Diff	JL	Lap1 Lap5	Lap 2 Lap 6	Lap3 Lap7	Lap4 Lap8	Ch. Pt.
1	11	Derek TOHILL Derek Tohill	IRL	Ford Fiesta	6	5:00.481 -		1	0:53.557 0:48.316	0:49.426 0:48.725	0:48.410	0:52.047	6
2	64	Tom Daniel TÅNEVIK Tom Daniel Tånevik	NOR	Mazda RX-8	6	5:05.981 -	0:05.500	1	0:55.616 0:49.872	0:49.531 0:48.886	0:53.003	0:49.073	5
3	73	Torleif LONA Torleif Lona	NOR	Ford Fiesta	6	5:07.031 -	0:06.550	1	0:57.404 0:49.932	0:49.491 0:50.652	0:49.779	0:49.773	4
4	56	Ernst H. Holten LEIFSEN Ernst H. Holten Leifsen	NOR	Citroën DS3	6	5:07.294 -	0:06.813	1	0:57.297 0:49.463	0:50.115 0:49.918	0:49.625	0:50.876	3
5	5	Koen PAUWELS Koen Pauwels	BEL	Ford Fiesta	6	5:10.522 -	0:10.041	1	1:00.664 0:49.339	0:48.642 0:49.095	0:48.673	0:54.109	2
6	2	David NORDGAARD David Nordgaard	NOR	Ford Focus RS	0	0:00.000 -	+6 LAP	0					1

Semi-final 2

Pos.	No.	Driver Competitor/Entrant	Nat.	Car	Laps	Total Tm Notice	Diff	JL	Lap1 Lap5	Lap 2 Lap 6	Lap3 Lap7	Lap4 Lap8	Ch. Pt.
1	6	Daniel LUNDH Daniel Lundh	SWE	Volvo C30	6	4:58.299 -		1	0:51.895 0:48.540	0:48.756 0:48.671	0:51.702	0:48.735	6
2	4	Robin LARSSON Robin Larsson	SWE	Skoda Fabia	6	4:59.152 -	0:00.853	1	0:52.198 0:51.390	0:49.006 0:49.075	0:49.132	0:48.351	5
3	7	Roman CASTORAL Czech National Team	CZE	Opel Astra	6	4:59.601 -	0:01.302	1	0:55.363 0:49.125	0:48.524 0:48.918	0:49.145	0:48.526	4
4	51	Ole HABJORG Ole Habjorg	NOR	Opel Corsa	6	5:04.271 -	0:05.972	1	0:53.819 0:48.790	0:52.577 0:49.038	0:50.565	0:49.482	3
5	42	Roger ENLUND Roger Enlund	SWE	Ford Fiesta	6	5:10.650 -	0:12.351	1	0:59.022 0:49.381	0:49.903 0:52.576	0:49.494	0:50.274	2
6	52	Jan GABRIELSEN Jan Gabrielsen	NOR	Mazda RX-8	5	4:18.781 -	+1 LAP	1	0:56.697 0:51.859	0:50.474	0:49.373	0:50.378	1

#56 warning flag

These results are provisional until the conclusion of any judicial and technical inquiries.

Höljesbanan(1210 m)

Published at...	Clerk of the Course Morgan ÖSTLUND 	Timekeeper Péter MAJOSHÁZI 	
-----------------	---	---	---

Printed: 7/7/2013 2:18:12 PM

Page 1 of 1

TouringCar

Doc. No. 42

Provisional Grid for-Final

Final

Row 1

11	Derek TOHILL Derek Tohill	IRL	Ford Fiesta TouringCar
6	Daniel LUNDH Daniel Lundh	SWE	Volvo C30 TouringCar

Row 2

4	Robin LARSSON Robin Larsson	SWE	Skoda Fabia TouringCar
64	Tom Daniel TÅNEVIK Tom Daniel Tånevik	NOR	Mazda RX-8 TouringCar

Row 3

7	Roman CASTORAL Czech National Team	CZE	Opel Astra TouringCar
73	Torleif LONA Torleif Lona	NOR	Ford Fiesta TouringCar

Sporting Regulation 15.6.4 : If a driver is unable to take his place in the Final, he will be substituted by the next qualifier (the Semi-finalist with the highest points score in the event who is not already in the Final).

Next qualifier (7-)

56 Ernst H. Holten LEIFSEN	NOR	17
52 Jan GABRIELSEN	NOR	14
2 David NORDGAARD	NOR	13
5 Koen PAUWELS	BEL	12
51 Ole HABJORG	NOR	10
42 Roger ENLUND	SWE	7

Höljesbanan(1210 m)

Published at...	Clerk of the Course Morgan ÖSTLUND 	Timekeeper Péter MAJOSHÁZI 	
-----------------	---	---	---

Printed: 7/7/2013 2:19:13 PM

Page 1 of 1

TouringCar

Doc. No. 47

Result of Final

Pos.	No.	Driver Competitor/Entrant	Nat.	Car	Laps	Total Tm	Diff	JL	Lap1 Lap5	Lap 2 Lap 6	Lap3 Lap7	Lap4 Lap8	Ch. Pt.
1	11	Derek TOHILL Derek Tohill	IRL	Ford Fiesta	6	4:54.224		1	0:51.190 0:48.107	0:47.702 0:48.093	0:50.992	0:48.140	6
2	6	Daniel LUNDH Daniel Lundh	SWE	Volvo C30	6	4:55.051	0:00.827	1	0:54.961 0:47.866	0:48.590 0:47.916	0:47.968	0:47.750	5
3	7	Roman CASTORAL Czech National Team	CZE	Opel Astra	6	4:57.950	0:03.726	1	0:53.189 0:47.815	0:49.714 0:48.259	0:47.962	0:51.011	4
4	64	Tom Daniel TÅNEVIK Tom Daniel Tånevik	NOR	Mazda RX-8	6	4:58.489	0:04.265	1	0:52.848 0:47.998	0:51.665 0:48.405	0:49.438	0:48.135	3
5	4	Robin LARSSON Robin Larsson	SWE	Skoda Fabia	6	5:14.959	0:20.735	1	0:58.822 0:54.063	0:50.966 0:55.218	0:47.609	0:48.281	2
6	73	Torleif LONA Torleif Lona	NOR	Ford Fiesta	6	5:15.182	0:20.958	1	0:58.162 0:52.913	0:49.633 0:55.160	0:49.891	0:49.423	1

These results are provisional until the conclusion of any judicial and technical inquiries.

Höljesbanan(1210 m)

Published at...	Clerk of the Course Morgan ÖSTLUND 	Timekeeper Péter MAJOSHÁZI 	
-----------------	---	---	---

Printed: 7/7/2013 3:29:33 PM

Page 1 of 1


TouringCar

Doc. No. 53

Official results

Pos. No.	Driver Competitor/Entrant	Nat.	Car	Heat 1	Heat 2	Heat 3	Heat 4	Heat Sum	Int. Pt.	SF1	SF2	Final	Ch. Pt.
1 11	Derek TOHILL Derek Tohill	IRL	Ford Fiesta	4 3:23.215	2 3:21.352	1 3:20.041	1 3:22.081	8	16	6 5:00.481		6 4:54.224	28
2 6	Daniel LUNDH Daniel Lundh	SWE	Volvo C30	2 3:22.184	5 3:22.650	2 3:23.021	2 3:23.503	11	15		6 4:58.299	5 4:55.051	26
3 7	Roman CASTORAL Czech National Team	CZE	Opel Astra	3 3:22.471	1 3:21.235	25 EXC	8 3:26.076	37	11		4 4:59.601	4 4:57.950	19
4 64	Tom Daniel TÅNEVIK Tom Daniel Tånevik	NOR	Mazda RX-8	6 3:24.800	13 3:26.607	13 3:31.207	13 3:28.071	45	6	5 5:05.981		3 4:58.489	14
5 4	Robin LARSSON Robin Larsson	SWE	Skoda Fabia	9 3:25.552	4 3:22.059	25 EXC	4 3:24.647	42	9		5 4:59.152	2 5:14.959	16
6 73	Torleif LONA Torleif Lona	NOR	Ford Fiesta	11 3:25.629	23 DNF	6 3:25.525	3 3:24.020	43	8	4 5:07.031		1 5:15.182	13
7 56	Ernst H. Holten LEIFSEN Ernst H. Holten Leifsen	NOR	Citroën DS3	5 3:24.080	7 3:25.185	8 3:25.792	7 3:26.019	27	14	3 5:07.294			17
8 52	Jan GABRIELSEN Jan Gabrielsen	NOR	Mazda RX-8	8 3:25.406	10 3:26.219	7 3:25.564	6 3:25.732	31	13		1 +1 LAP		14
9 2	David NORDGAARD David Nordgaard	NOR	Ford Focus RS	13 3:26.081	8 3:25.602	4 3:23.959	10 3:26.498	35	12	1 +6 LAP			13
10 5	Koen PAUWELS Koen Pauwels	BEL	Ford Fiesta	15 3:26.825	6 3:25.074	9 3:26.632	11 3:26.799	41	10	2 5:10.522			12
11 51	Ole HABJORG Ole Habjorg	NOR	Opel Corsa	12 3:25.849	3 3:21.829	23 DNF	5 3:25.600	43	7		3 5:04.271		10
12 42	Roger ENLUND Roger Enlund	SWE	Ford Fiesta	7 3:25.164	18 3:33.491	5 3:24.078	15 3:31.644	45	5		2 5:10.650		7
13 60	Jakob TEIL HANSEN Jakob Teil Hansen	DNK	Ford Fiesta	14 3:26.299	12 3:26.552	12 3:30.420	9 3:26.243	47	4				4
14 10	Lars ROSENDAHL RMM Byggplat	SWE	Ford Fiesta	10 3:25.613	16 3:28.227	3 3:23.113	23 DNF	52	3				3
15 62	Jari JÄRVENPÄÄ Jari Järvenpää	FIN	BMW RX120i	23 DNF	14 3:27.613	10 3:27.250	12 3:27.243	59	2				2
16 65	Ben-Philip GUNDERSEN Ben-Philip Gundersen	NOR	Ford Fiesta	16 3:27.900	11 3:26.415	17 3:43.435	16 3:52.962	60	1				1
17 67	Kevin TAYLOR Kevin Taylor	NOR	Opel Astra	18 3:32.956	15 3:27.741	14 3:31.725	14 3:31.054	61	0				0
18 53	Cato ERGA Cato Erga	NOR	Volvo C30	17 3:27.934	9 3:25.803	23 DNF	24 DNS	73	0				0
19 55	Lars Oivind ENERBERG Lars Oivind Enerberg	NOR	Ford Fiesta	1 3:21.305	25 EXC	24 DNS	24 DNS	74	0				0
20 66	Thorbjørn ULLA Thorbjørn Ulla	NOR	Citroën C4	20 4:19.456	17 3:30.375	15 3:31.814	23 DNF	75	0				0
21 3	Anders BRATEN Anders Braten	NOR	Ford Fiesta	23 DNF	19 3:42.702	11 3:29.387	23 DNF	76	0				0
22 63	Age R. HANSEN Age R. Hansen	NOR	Ford Fiesta	19 3:47.936	20 3:55.178	16 3:39.083	23 DNF	78	0				0

Höljesbanan(1210 m)

Published at...	Steward Wlodek SZANIAWSKI	Steward Cheryl LYNCH	Steward Bengt Göran GRENANDER	
-----------------	------------------------------	-------------------------	----------------------------------	---

Page 1 of 1

TouringCar

Provisional Championship standing

Pos.	No.	Driver	Nat.	Car	Rd1 GBR	Rd2 POR	Rd3 HUN	Rd4 FIN	Rd5 NOR	Rd6 SWE	Rd7 FRA	Rd8 AUT	Rd9 GER	Penalty	Ch. Pt
1	11	Derek TOHILL	IRL	Ford Fiesta	25	14	20	21	26	28	0	0	0	0	134
2	7	Roman CASTORAL	CZE	Opel Astra	23	19	18	20	14	19	0	0	0	0	113
3	4	Robin LARSSON	SWE	Skoda Fabia	21	22	17	14	8	16	0	0	0	0	98
4	5	Koen PAUWELS	BEL	Ford Fiesta	22	18	15	9	22	12	0	0	0	0	98
5	6	Daniel LUNDH	SWE	Volvo C30	12	0	20	19	13	26	0	0	0	0	90
6	2	David NORDGAARD	NOR	Ford Focus RS	23	14	10	10	15	13	0	0	0	0	85
7	73	Torleif LONA	NOR	Ford Fiesta	16	15	12	0	0	13	0	0	0	0	56
8	3	Anders BRATEN	NOR	Ford Fiesta	15	0	0	0	16	0	0	0	0	0	31
9	55	Lars Oivind ENERBERG	NOR	Ford Fiesta	0	0	0	0	28	0	0	0	0	0	28
10	42	Roger ENLUND	SWE	Ford Fiesta	0	0	0	15	4	7	0	0	0	0	26
11	51	Ole HABJORG	NOR	Opel Corsa	0	0	0	0	13	10	0	0	0	0	23
12	52	Jan GABRIELSEN	NOR	Mazda RX-8	0	0	0	0	8	14	0	0	0	0	22
13	54	Christian SANDMO	NOR	Citroën Xsara	0	0	0	0	19	0	0	0	0	0	19
14	56	Ernst H. Holten LEIFSEN	NOR	Citroën DS3	0	0	0	0	0	17	0	0	0	0	17
15	64	Tom Daniel TÅNEVIK	NOR	Mazda RX-8	0	0	0	0	0	14	0	0	0	0	14
16	41	Ville RAUTIAINEN	FIN	Ford Fiesta	0	0	0	13	0	0	0	0	0	0	13
17	31	György FODOR	HUN	Peugeot 206	0	0	9	0	0	0	0	0	0	0	9
18	43	Tomi KOIRIKIVI	FIN	Ford Fiesta	0	0	0	8	0	0	0	0	0	0	8
19	53	Cato ERGA	NOR	Volvo C30	0	0	0	0	7	0	0	0	0	0	7
20	60	Jakob TEIL HANSEN	DNK	Ford Fiesta	0	0	0	0	0	4	0	0	0	0	4
21	10	Lars ROSENDAHL	SWE	Ford Fiesta	0	0	0	0	0	3	0	0	0	0	3
22	62	Jari JÄRVENPÄÄ	FIN	BMW RX120i	0	0	0	0	0	2	0	0	0	0	2
23	65	Ben-Philip GUNDERSEN	NOR	Ford Fiesta	0	0	0	0	0	1	0	0	0	0	1

Höljesbanan(1210 m)



FIA INTERNATIONAL JRX SERIES //
ROUND 4 // 5-7 JULY_
HÖLJES // SWEDEN_

JRX

JRX No. 01



Entry List

No.	Driver	Nat.	Competitor/Entrant	Car	Licence	Competitor Lic.	
1	1	Kevin HANSEN	SWE	Citroen Hansen Motorsport	JRX	199805280659	546
2	5	William NILSSON	SWE	VEIDEC racing by US Capital	JRX	199910233114	348
3	6	Ada Marie HVAAL	NOR	Ada Marie Hvaal Motorsport	JRX	IHAJ13.46362	IHAJ13.46362
4	7	Magda ANDERSSON	SWE	Magda Andersson	JRX	199807149662	199807149662
5	9	Victoria SANDBERG	NOR	Finnskoga Mk	JRX	RACJ13.46607	156

5 drivers

These results are provisional until the conclusion of any judicial and technical inquiries.

Höljesbanan(1210 m)

Published at...	Clerk of the Course Morgan ÖSTLUND	Timekeeper Péter MAJOSHÁZI 	
-----------------	---------------------------------------	---	---

Printed: 7/5/2013 1:36:39 PM

Page 1 of 1



Das Auto.





FIA INTERNATIONAL JRX SERIES //
ROUND 4 // 5-7 JULY_
HÖLJES // SWEDEN_

JRX

JRX No. 07

List of starters

Modified

No.	Driver	Nat.	Competitor/Entrant	Car	Licence	Competitor Lic.
1	1 Kevin HANSEN	SWE	Citroen Hansen Motorsport	JRX	199805280659	546
2	5 William NILSSON	SWE	VEIDEC racing by US Capital	JRX	199910233114	348
3	6 Ada Marie HVAAL	NOR	Ada Marie Hvaal Motorsport	JRX	IHAJ13.46362	IHAJ13.46362
4	7 Magda ANDERSSON	SWE	Magda Andersson	JRX	199807149662	199807149662

4 drivers

These results are provisional until the conclusion of any judicial and technical inquiries.

Höljesbanan(1210 m)

Published at...	Clerk of the Course Morgan ÖSTLUND 	Timekeeper Péter MAJOSHÁZI 	
-----------------	---	---	---

Printed: 7/6/2013 9:09:24 AM

Page 1 of 1



Das Auto.





FIA INTERNATIONAL JRX SERIES //
ROUND 4 // 5-7 JULY_
HÖLJES // SWEDEN_

JRX

JRX No. 02

Draw (and Grid for Heat 1)

Pos.	No.	Driver	Nat.	Competitor/Entrant	Car
1	1	Kevin HANSEN	SWE	Citroen Hansen Motorsport	JRX
2	7	Magda ANDERSSON	SWE	Magda Andersson	JRX
3	5	William NILSSON	SWE	VEIDEC racing by US Capital	JRX
4	9	Victoria SANDBERG	NOR	Finnskoga Mk	JRX
5	6	Ada Marie HVAAL	NOR	Ada Marie Hvaal Motorsport	JRX

These results are provisional until the conclusion of any judicial and technical inquiries.

Höljesbanan(1210 m)

Published at...	Clerk of the Course Morgan ÖSTLUND	Timekeeper Péter MAJOSHÁZI 	
-----------------	---------------------------------------	---	---

Printed: 7/5/2013 1:35:22 PM

Page 1 of 1





FIA INTERNATIONAL JRX SERIES //
ROUND 4 // 5-7 JULY_
HÖLJES // SWEDEN_

JRX

JRX No. 03



Free Practice 1 Lap Times

Pos.	No.	Driver Competitor/Entrant	Nat.	Car	Best lap	Diff	Laps	Lap1 Lap5	Lap 2 Lap 6	Lap3 Lap7	Lap4 Lap8
1	1	Kevin HANSEN Citroen Hansen Motorsport	SWE	JRX	0:50.690		3	0:50.690	8:45.438	0:51.463	
2	7	Magda ANDERSSON Magda Andersson	SWE	JRX	0:52.164	0:01.474	3	0:53.534	8:19.733	0:52.164	
3	5	William NILSSON VEIDEC racing by US Capital	SWE	JRX	0:54.637	0:03.947	3	0:54.637	8:30.346	1:05.368	
4	6	Ada Marie HVAAL Ada Marie Hvaal Motorsport	NOR	JRX	0:54.672	0:03.982	3	0:58.541	8:48.200	0:54.672	
5	9	Victoria SANDBERG Finnskoğa Mk	NOR	JRX	1:02.614	0:11.924	3	1:07.830	8:43.827	1:02.614	

Total:5 Drivers included DNS: 0 ,DNF: 0 ,EXC: 0

These results are provisional until the conclusion of any judicial and technical inquiries.

Höljesbanan(1210 m)

Published at...	Clerk of the Course Morgan ÖSTLUND	Timekeeper Péter MAJOSHÁZI		
-----------------	---------------------------------------	-------------------------------	---	---

Printed: 7/5/2013 2:47:11 PM

Page 1 of 1



Das Auto.





FIA INTERNATIONAL JRX SERIES //
ROUND 4 // 5-7 JULY_
HÖLJES // SWEDEN_

JRX

JRX No. 04

Result of Heat 1 (and Grid for Heat 2)

Pos.	No.	Driver Competitor/Entrant	Nat. Car	Laps	Total Tm Notice	Diff	JL	Lap1 Lap5	Lap2 Lap6	Lap3 Lap7	Lap4 Lap8	Pts.
1	1	Kevin HANSEN Citroen Hansen Motorsport	SWE JRX	4	3:56.822	-	1	1:01.784	0:57.713	0:59.727	0:57.598	1
2	7	Magda ANDERSSON Magda Andersson	SWE JRX	4	4:06.326	0:09.504	1	1:07.507	0:59.601	0:59.291	0:59.927	2
3	5	William NILSSON VEIDEC racing by US Capital	SWE JRX	4	4:07.559	0:10.737	1	1:04.823	0:59.728	0:59.422	1:03.586	3
4	6	Ada Marie HVAAL Ada Marie Hvaal Motorsport	NOR JRX	4	4:11.233	0:14.411	1	1:05.983	1:03.394	1:00.595	1:01.261	4
DNF	9	Victoria SANDBERG Finnskoga Mk	NOR JRX	1	-	+3 LAP	1	1:14.491				6

Total: 5 Drivers included: DNS: 0 , DNF: 1, EXC: 0

These results are provisional until the conclusion of any judicial and technical inquires.

Höljesbanan(1210 m)

Published at...	Clerk of the Course Morgan ÖSTLUND	Timekeeper Péter MAJOSHÁZI		
-----------------	---------------------------------------	-------------------------------	---	---

Printed: 7/5/2013 3:50:28 PM

Page 1 of 1





FIA INTERNATIONAL JRX SERIES //
ROUND 4 // 5-7 JULY_
HÖLJES // SWEDEN_

JRX

JRX No. 05

Result of Heat 2 (and Grid for Heat 3)

Pos.	No.	Driver Competitor/Entrant	Nat. Car	Laps	Total Tm Notice	Diff	JL	Lap1 Lap5	Lap2 Lap6	Lap3 Lap7	Lap4 Lap8	Pts.
1	1	Kevin HANSEN Citroen Hansen Motorsport	SWE JRX	4	3:41.224 -		1	0:57.680	0:53.367	0:56.938	0:53.239	1
2	5	William NILSSON VEIDEC racing by US Capital	SWE JRX	4	3:49.554 -	0:08.330	1	0:59.182	0:58.944	0:54.657	0:56.771	2
3	7	Magda ANDERSSON Magda Andersson	SWE JRX	4	4:01.097 -	0:19.873	1	1:07.863	0:57.508	0:57.824	0:57.902	3
4	6	Ada Marie HVAAL Ada Marie Hvaal Motorsport	NOR JRX	4	4:04.700 -	0:23.476	1	1:02.857	0:57.607	1:03.931	1:00.305	4
DNS	9	Victoria SANDBERG Finnskoga Mk	NOR JRX	0	- -	-	0					7

Total: 5 Drivers included: DNS: 1 , DNF: 0, EXC: 0

These results are provisional until the conclusion of any judicial and technical inquires.

Höljesbanan(1210 m)

Published at...	Clerk of the Course Morgan ÖSTLUND 	Timekeeper Péter MAJOSHÁZI 	
-----------------	---	---	---

Printed: 7/5/2013 5:14:43 PM

Page 1 of 1



Das Auto.





FIA INTERNATIONAL JRX SERIES //
ROUND 4 // 5-7 JULY_
HÖLJES // SWEDEN_

JRX

JRX No. 06

Result after Heat 2

Pos. No.	Driver Competitor/Entrant	Nat. Car	Heat 1	Heat 2	Heat 3	Heat 4	Heat Sum	Int. Pt.	SF1	SF2	Final	Ch. Pt.	Ch Sum
1	1 Kevin HANSEN Citroen Hansen Motorsport	SWE JRX	1 3:56.822	1 3:41.224			2						
2	5 William NILSSON VEIDEC racing by US Capital	SWE JRX	3 4:07.559	2 3:49.554			5						
3	7 Magda ANDERSSON Magda Andersson	SWE JRX	2 4:06.326	3 4:01.097			5						
4	6 Ada Marie HVAAL Ada Marie Hvaal Motorsport	NOR JRX	4 4:11.233	4 4:04.700			8						
5	9 Victoria SANDBERG Finnskoga Mk	NOR JRX	6 DNF	7 DNS			13						

5 drivers

These results are provisional until the conclusion of any judicial and technical inquiries.

Höljesbanan(1210 m)

Published at...	Clerk of the Course Morgan ÖSTLUND 	Timekeeper Péter MAJOSHÁZI 	
-----------------	---	---	---

Printed: 7/5/2013 5:16:03 PM

Page 1 of 1



Das Auto.





FIA INTERNATIONAL JRX SERIES //
ROUND 4 // 5-7 JULY_
HÖLJES // SWEDEN_

JRX

Warm-up Lap Times

Pos.	No.	Driver Competitor/Entrant	Nat.	Car	Best lap	Diff	Laps	Lap1 Lap5	Lap 2 Lap 6	Lap3 Lap7	Lap4 Lap8
1	1	Kevin HANSEN Citroen Hansen Motorsport	SWE	JRX	0:50.482		1	0:50.482			
2	5	William NILSSON VEIDEC racing by US Capital	SWE	JRX	0:51.374	0:00.892	1	0:51.374			
3	7	Magda ANDERSSON Magda Andersson	SWE	JRX	0:51.916	0:01.434	1	0:51.916			
DNF	6	Ada Marie HVAAL Ada Marie Hvaal Motorsport	NOR	JRX	0:00.000	-	0				

Total:4 Drivers included DNS: 0 ,DNF: 1 , EXC: 0

These results are provisional until the conclusion of any judicial and technical inquiries.

Höljesbanan(1210 m)

Published at...	Clerk of the Course Morgan ÖSTLUND 	Timekeeper Péter MAJOSHÁZI 	
-----------------	---	---	---

Printed: 7/7/2013 10:02:34 AM

Page 1 of 1



Das Auto.





FIA INTERNATIONAL JRX SERIES //
ROUND 4 // 5-7 JULY_
HÖLJES // SWEDEN_

JRX

JRX No. 09

Result of Heat 3 (and Grid for Heat 4)

Pos.	No.	Driver Competitor/Entrant	Nat. Car	Laps	Total Tm Notice	Diff	JL	Lap1 Lap5	Lap2 Lap6	Lap3 Lap7	Lap4 Lap8	Pts.
1	1	Kevin HANSEN Citroen Hansen Motorsport	SWE JRX	4	3:28.653 -		1	0:54.240	0:50.633	0:50.179	0:53.601	1
2	7	Magda ANDERSSON Magda Andersson	SWE JRX	4	3:39.197 -	0:10.544	1	1:00.607	0:52.339	0:52.738	0:53.513	2
3	6	Ada Marie HVAAL Ada Marie Hvaal Motorsport	NOR JRX	4	4:07.629 -	0:38.976	1	0:58.653	1:20.747	0:53.419	0:54.810	3
DNF	5	William NILSSON VEIDEC racing by US Capital	SWE JRX	2	- -	+2 LAP	0	0:56.003	0:53.280			5

Total: 4 Drivers included: DNS: 0 , DNF: 1, EXC: 0

These results are provisional until the conclusion of any judicial and technical inquiries.

Höljesbanan(1210 m)

Published at...	Clerk of the Course Morgan ÖSTLUND 	Timekeeper Péter MAJOSHÁZI 	
-----------------	---	---	---

Printed: 7/6/2013 2:07:34 PM

Page 1 of 1





FIA INTERNATIONAL JRX SERIES //
ROUND 4 // 5-7 JULY_
HÖLJES // SWEDEN_

JRX

JRX No. 10

Result after Heat 3

Pos. No.	Driver Competitor/Entrant	Nat. Car	Heat 1	Heat 2	Heat 3	Heat 4	Heat Sum	Int. Pt.	SF1	SF2	Final	Ch. Pt.	Ch Sum
1	1 Kevin HANSEN Citroen Hansen Motorsport	SWE JRX	1 3:56.822	1 3:41.224	1 3:28.653		3						
2	7 Magda ANDERSSON Magda Andersson	SWE JRX	2 4:06.326	3 4:01.097	2 3:39.197		7						
3	5 William NILSSON VEIDEC racing by US Capital	SWE JRX	3 4:07.559	2 3:49.554	5 DNF		10						
4	6 Ada Marie HVAAL Ada Marie Hvaal Motorsport	NOR JRX	4 4:11.233	4 4:04.700	3 4:07.629		11						

4 drivers

These results are provisional until the conclusion of any judicial and technical inquiries.

Höljesbanan(1210 m)

Published at...	Clerk of the Course Morgan ÖSTLUND 	Timekeeper Péter MAJOSHÁZI 	
-----------------	---	---	---

Printed: 7/6/2013 2:08:06 PM

Page 1 of 1





FIA INTERNATIONAL JRX SERIES //
ROUND 4 // 5-7 JULY_
HÖLJES // SWEDEN_

JRX

JRX No. 11

Result of Heat 4

Pos.	No.	Driver Competitor/Entrant	Nat. Car	Laps	Total Tm Notice	Diff	JL	Lap1 Lap5	Lap2 Lap6	Lap3 Lap7	Lap4 Lap8	Pts.
1	1	Kevin HANSEN Citroen Hansen Motorsport	SWE JRX	4	3:33.483	-	1	0:58.968	0:52.528	0:50.661	0:51.326	1
DNF	7	Magda ANDERSSON Magda Andersson	SWE JRX	0	-	+4 LAP	1					5
DNF	6	Ada Marie HVAAL Ada Marie Hvaal Motorsport	NOR JRX	1	-	+3 LAP	0	0:58.804				5
DNF	5	William NILSSON VEIDEC racing by US Capital	SWE JRX	0	-	+4 LAP	0					5

Total: 4 Drivers included: DNS: 0 , DNF: 3, EXC: 0

#1 warning flag

These results are provisional until the conclusion of any judicial and technical inquires.

Höljesbanan(1210 m)

Published at...	Clerk of the Course Morgan ÖSTLUND 	Timekeeper Péter MAJOSHÁZI 	
-----------------	---	---	---

Printed: 7/6/2013 4:06:09 PM

Page 1 of 1





FIA INTERNATIONAL JRX SERIES //
ROUND 4 // 5-7 JULY_
HÖLJES // SWEDEN_

JRX

JRX No. 12

Intermediate Classification

Pos. No.	Driver Competitor/Entrant	Nat. Car	Heat 1	Heat 2	Heat 3	Heat 4	Heat Sum	Int. Pt.	SF1	SF2	Final	Ch. Pt.
1	1 Kevin HANSEN Citroen Hansen Motorsport	SWE JRX	1 3:56.822	1 3:41.224	1 3:28.653	1 3:33.483	4	16				
2	7 Magda ANDERSSON Magda Andersson	SWE JRX	2 4:06.326	3 4:01.097	2 3:39.197	5 DNF	12	15				
3	5 William NILSSON VEIDEC racing by US Capital	SWE JRX	3 4:07.559	2 3:49.554	5 DNF	5 DNF	15	14				
4	6 Ada Marie HVAAL Ada Marie Hvaal Motorsport	NOR JRX	4 4:11.233	4 4:04.700	3 4:07.629	5 DNF	16	13				

4 drivers

These results are provisional until the conclusion of any judicial and technical inquires.

Höljesbanan(1210 m)

Published at...	Clerk of the Course Morgan ÖSTLUND 	Timekeeper Péter MAJOSHÁZI 	
-----------------	---	---	---

Printed: 7/6/2013 4:07:59 PM

Page 1 of 1



Das Auto.





FIA INTERNATIONAL JRX SERIES //
ROUND 4 // 5-7 JULY_
HÖLJES // SWEDEN_

JRX

JRX No. 08

Warm-up Lap Times

Pos.	No.	Driver Competitor/Entrant	Nat.	Car	Best lap	Diff	Laps	Lap1 Lap5	Lap 2 Lap 6	Lap3 Lap7	Lap4 Lap8
1	7	Magda ANDERSSON Magda Andersson	SWE	JRX	0:53.594		1	0:53.594			
2	6	Ada Marie HVAAL Ada Marie Hvaal Motorsport	NOR	JRX	0:54.653	0:01.059	1	0:54.653			
3	5	William NILSSON VEIDEC racing by US Capital	SWE	JRX	0:55.585	0:01.991	1	0:55.585			
DNF	1	Kevin HANSEN Citroen Hansen Motorsport	SWE	JRX	0:00.000	-	0				

Total:4 Drivers included DNS: 0 ,DNF: 1 , EXC: 0

These results are provisional until the conclusion of any judicial and technical inquiries.

Höljesbanan(1210 m)

Published at...	Clerk of the Course Morgan ÖSTLUND 	Timekeeper Péter MAJOSHÁZI 	
-----------------	---	---	---

Printed: 7/6/2013 9:39:43 AM

Page 1 of 1



Das Auto.





FIA INTERNATIONAL JRX SERIES //
ROUND 4 // 5-7 JULY_
HÖLJES // SWEDEN_

JRX

JRX No. 13

Provisional Grid for-Final

Final

Row 1

1	Kevin HANSEN Citroen Hansen Motorsport	SWE	JRX JRX
7	Magda ANDERSSON Magda Andersson	SWE	JRX JRX

Row 2

5	William NILSSON VEIDEC racing by US Capital	SWE	JRX JRX
6	Ada Marie HVAAL Ada Marie Hvaal Motorsport	NOR	JRX JRX

Row 3

Next qualifier (7-)

No more qualifiers

Sporting Regulation 15.6.4 : If a driver is unable to take his place in the Final, he will be substituted by the next qualifier (the Semi-finalist with the highest points score in the event who is not already in the Final).

Höljesbanan(1210 m)

Published at...	Clerk of the Course Morgan ÖSTLUND 	Timekeeper Péter MAJOSHÁZI 	
-----------------	---	---	---

Printed: 7/6/2013 4:23:41 PM

Page 1 of 1



Das Auto.





FIA INTERNATIONAL JRX SERIES //
ROUND 4 // 5-7 JULY_
HÖLJES // SWEDEN_

JRX

JRX No. 14

Result of Final

Pos.	No.	Driver Competitor/Entrant	Nat.	Car	Laps	Total Tm	Diff	JL	Lap1 Lap5	Lap 2 Lap 6	Lap3 Lap7	Lap4 Lap8	Ch. Pt.
1	1	Kevin HANSEN Citroen Hansen Motorsport	SWE	JRX	6	5:07.932		1	0:56.925 0:50.511	0:49.286 0:51.227	0:49.987	0:49.996	6
2	5	William NILSSON VEIDEC racing by US Capital	SWE	JRX	6	5:12.604	0:04.672	1	0:58.199 0:51.323	0:50.753 0:50.200	0:50.492	0:51.637	5
3	7	Magda ANDERSSON Magda Andersson	SWE	JRX	6	5:22.076	0:14.144	1	0:55.052 0:53.353	0:52.610 0:52.823	0:51.418	0:56.820	4
4	6	Ada Marie HVAAL Ada Marie Hvaal Motorsport	NOR	JRX	3	3:20.584	+3 LAP	1	0:57.990	1:14.290	1:08.304		3

These results are provisional until the conclusion of any judicial and technical inquiries.

Höljesbanan(1210 m)

Published at...	Clerk of the Course Morgan ÖSTLUND 	Timekeeper Péter MAJOSHÁZI 	
-----------------	---	---	---

Printed: 7/7/2013 1:07:47 PM

Page 1 of 1



Das Auto.





FIA INTERNATIONAL JRX SERIES //
ROUND 4 // 5-7 JULY_
HÖLJES // SWEDEN_

JRX

JRX No. 16

Official results

Pos. No.	Driver Competitor/Entrant	Nat. Car	Heat 1	Heat 2	Heat 3	Heat 4	Heat Sum	Int. Pt.	SF1	SF2	Final	Ch. Pt.
1	1 Kevin HANSEN Citroen Hansen Motorsport	SWE JRX	1 3:56.822	1 3:41.224	1 3:28.653	1 3:33.483	4	16			6 5:07.932	22
2	5 William NILSSON VEIDEC racing by US Capital	SWE JRX	3 4:07.559	2 3:49.554	5 DNF	5 DNF	15	14			5 5:12.604	19
3	7 Magda ANDERSSON Magda Andersson	SWE JRX	2 4:06.326	3 4:01.097	2 3:39.197	5 DNF	12	15			4 5:22.076	19
4	6 Ada Marie HVAAL Ada Marie Hvaal Motorsport	NOR JRX	4 4:11.233	4 4:04.700	3 4:07.629	5 DNF	16	13			3 +3 LAP	16

Höljesbanan(1210 m)

Published at...	Steward Wlodek SZANIAWSKI	Steward Cheryl LYNCH	Steward Bengt Göran GRENANDER	
-----------------	------------------------------	-------------------------	----------------------------------	--

Page 1 of 1



Das Auto.

