

Demographia World Urban Areas

15th Annual Edition: 201904



DEMOGRAPHIA

DEMOGRAPHIA WORLD URBAN AREAS
(Built Up Urban Areas or World Agglomerations)

15th ANNUAL EDITION

April 2019

TABLE OF CONTENTS

| | |
|--|---|
| Demographia World Urban Areas (Introduction) | 1 |
|--|---|

SUMMARY TABLE

| | |
|---|----|
| Table 1: World Summary: Built-Up Urban Areas Over 500,000 | 22 |
|---|----|

URBAN AREA LISTINGS

| | |
|--|----|
| Table 2: Largest Built-Up Urban Areas in the World | 23 |
| Table 3: Built-Up Urban Areas Ranked by Land Area (Urban Footprint) | 42 |
| Table 4: Built-Up Urban Areas Ranked by Urban Population Density | 61 |
| Table 5: Alphabetical List of Built-Up Urban Areas (Including Selected under 500,000 Population) | 81 |

COVER PHOTOGRAPH

Paris: Parliament of Hungary, Budapest

<http://www.demographia.com/db-worldua.pdf>

© Copyright Notice

All rights reserved

Permission granted to copy or republish only without alteration of any data, name of urban area or geography.

Demographia World Urban Areas
 (Built-Up Urban Areas or Urban Agglomerations)
 15th Annual Edition: April 2019

INTRODUCTION

CONTENTS OF THE INTRODUCTION

1. Demographia World Urban Areas
2. Notable Revisions
3. Distribution of Population
4. Built-Up Urban Areas: Definitional Issues
5. Smaller Urban Areas (Under 500,000 Population)
6. Geographical Notes
7. Methodology
8. Caution: Trend Analysis
9. Background
10. Cover Illustration: Budapest
11. Comments and Suggestions

1. DEMOGRAPHIA WORLD URBAN AREAS

Demographia World Urban Areas (Built-up Urban Areas or Urban Agglomerations) is the only annually published inventory of population, corresponding land area and population density for urban areas with more than 500,000 population. Unlike other regularly produced lists, *Demographia World Urban Areas* applies a generally consistent definition to built-up urban areas.¹ Urban footprint data is reported without regard to political boundaries that are generally associated with metropolitan areas or sub-national jurisdictions.

Demographia World Urban Areas contains population, land area and population density for the more than 1,050 identified built-up urban areas (urban agglomerations or urbanized areas) in the world with 500,000 or more population that have been identified. The total population of these urban areas is estimated at 2.26 billion, 53 percent of the world urban population in 2019.²

A number of smaller urban areas are also listed. Overall, data is provided for more than 1,750 urban areas of all sizes, which comprise a population of 2.4 billion people, 56 percent of the world urban population.

¹ Some other urban agglomeration lists do not contain consistently defined entities. They tend to mix metropolitan areas, municipalities (parts of metropolitan areas) and urban areas (built up urban areas or agglomerations). None of these lists include urban land area data. The United Nations list is unique in providing notes that clarify the nature of its each of its listings (core cities, metropolitan areas, urban areas and others).

² Calculated using United Nations data.

RELATED PUBLICATIONS

[Toward More Prosperous Cities:
Framing Essay on Urban Policy](#)

[15th Annual Demographia International
Housing Affordability Survey](#)



[The Evolving Urban Form
\(Profiles of World Urban Areas\)](#)

[A Question of Values: Middle-Income Housing
Affordability and Urban Containment Policy](#)

[City Sector Model
\(Urban Core & Suburban Small Area Analysis
within US Metropolitan Areas\)](#)

Because *Demographia World Urban Areas* does not attempt to list all known urban areas with fewer than 500,000 residents, these urban areas are not ranked.

2. NOTABLE REVISIONS

New census data and estimates as well as later satellite imagery has led to notable revisions in recent editions of *Demographia World Urban Areas*. The most notable are indicated below:

- Statistical communiqués from many Chinese cities have shown population growth rates since 2010 that are far below earlier projections. This publication substitutes annual estimates based on the rate of growth from the 2010 census to the latest available year (generally 2017 or 2018), in larger urban areas where sufficient data is available. These estimates have been substituted in cases where a there is a Basis Population Code of “L.” (See related article: *Beijing and Shanghai Limit Population Growth*³).
- Canada has revised its method for delineation of built-up urban areas (population centres) in the 2016 census. Urban areas are now comprised of qualifying small area “blocks,” rather than the former municipalities. Some municipalities included large tracts of rural land and this revision removed these areas from the urban areas. As a result, urban area densities in Canada are higher and land areas smaller than previously reported.
- The adjacent urban areas of Shenyang and Fushun (Liaoning, China) urban areas have been combined into a single urban area.
- The adjacent built-up urban areas of the Washington-Baltimore combined statistical area (USA) have been combined into a single urban area (Table A-1).
- The adjacent urban areas of Boston-Providence combined statistical area (USA) have been combined into a single urban area (Table A-1).
- *Demographia World Urban Areas* uses the *Africapolis* population and urban land area data where available, considering them to be the closest approximation to national census data on built-up urban areas. *Africapolis* data covers West African nations and most importantly, appears to provide reliable data on the built-up urban areas of Nigeria, where official data has often been challenged.
- The population estimate for the Karachi urban area has been substantially reduced because the results of the 2017 census indicate that the previously reported figure was high.
- The adjacent urban areas of Mumbai, Bhiwandi, Kalyan and Vasai-Virar have been combined into a single urban area. This is generally consistent with the definition of the Census of India, which includes each of these urban areas (and considerable rural area), except Bhiwandi.

³ Wendell Cox, (2019), “Beijing and Shanghai Limit Population Growth,” *The New Geography*, <http://www.newgeography.com/content/006258-beijing-and-shanghai-limit-population-growth>.

- A new estimate for Kinshasa has been developed, from 2014 data provided by the Institut National de la Statistique of the Democratic Republic of the Congo (DRC). The data was not sufficient, however, to develop revised estimates for other built-up urban areas in the DRC.
- A new population census ends more than 30 years since the last in Myanmar. Built-up urban area estimates have been updated using this information.
- The lower range population estimates for the Lagos built up urban area have been largely confirmed by the *Africapolis* project (see Geographical Notes, below). There has been considerable controversy about the population of Lagos for years and local governments had claimed the census of Nigeria had severely under-counted its population. The new information is generally consistent with the Nigerian federal government population data.
- A new urban area of more than 5,000,000 residents has been identified by *Africapolis*, Onitsha, Nigeria.

Tables have been simplified and reorganized beginning with the 2016 edition. The population base, base year and estimates for built-up urban areas with less than 500,000 population are shown only in Table 5. Table 5 contains all urban areas covered, in alphabetical order by geography and built-up urban area name.

3. DISTRIBUTION OF POPULATION

In recent years, the world has become more than one-half urban for the first time in history (55.7 percent in 2019). Yet, it would be a mistake to believe that the world's urban residents live in settings similar to 5th Avenue in New York or within the fourth ring road of Beijing or in inner Paris, or for that matter in large urban areas. Nearly all of the world's large urban areas have extensive suburbs of much lower density outside the historic cores that are characterized by higher densities. Some post-automobile urban areas have little or no high-density urban core.

Distribution of World Population: Approximately 70 percent of the world's population lives in urban areas with fewer than 500,000 residents⁴ or in rural areas (See: *What is a Half-Urban World?*⁵). Approximately 30

World Population Distribution: 2019
URBAN (BY POPULATION) & RURAL

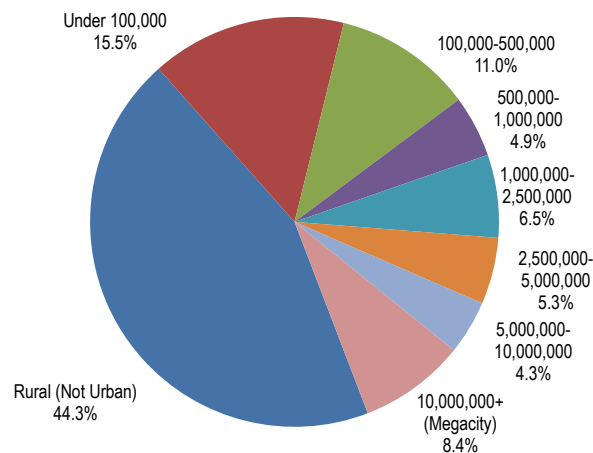


Figure 1

⁴ The of urban areas under 500,000 is estimated by applying ratios from, *Making Room for a Planet of Cities* (Shlomo Angel, with Jason Parent, Daniel L. Civco, and Alejandro M. Blei) to the Demographia data.

⁵ Wendell Cox (2012), "What is a Half-Urban World," *The New Geography*, <http://www.newgeography.com/content/003249-what-a-half-urban-world>.

percent lives in urban areas with 500,000 or more population.⁶ Only 13 percent of the world's population lives in the urban areas of 5 million or more, approximately. China has more than 15 urban agglomerations of this size, the United States more than 10 and India 9 (Figure 1).

Distribution of Large Urban

Population by Urban Density: More than one-half of the 500,000+ urban area population lives in built-up urban areas with between 4,000 and 10,000 persons per square kilometer (approximately 10,000 to 25,000 persons per square mile). About 27 percent live in urban areas with lower densities and 21 percent in higher density urban areas (Figure 2). Nearly one-half of the urban areas have densities between 4,000 and 10,000 per square kilometer and nearly one-quarter have densities of from 2,000 to 4,000 per square kilometer (Figure 3).

World Population by Urban Area Density
BUILT-UP URBAN AREAS 500,000+: PER KM²: 2019

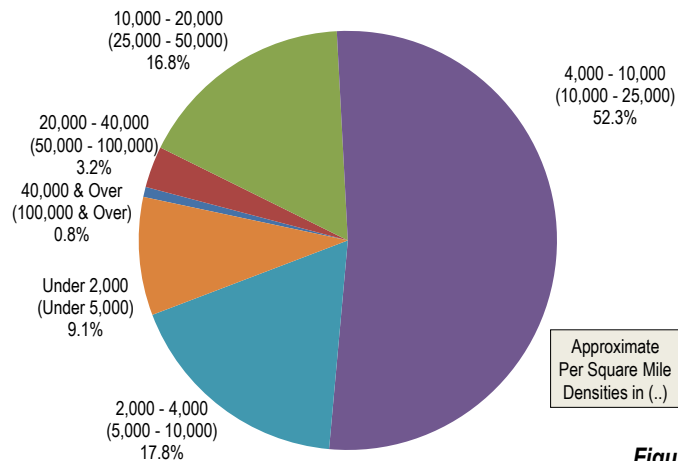


Figure 2

Distribution of World Population by Continent: More than one-half of the population of large built-up urban areas (500,000 and over) are in Asia (Figure 4). The Asian areas comprise 58 percent of the world's large urban area population.

Megacities: There are 38 megacities in the world (urban areas over 10 million population), up from 37 last year (Figure 5). A total of 87 urban areas are indicated with 5,000,000 or more population, up from 86 last year (Table 2).

Median Resident Analysis

Indicators of the “median resident” (middle resident) for the current year are provided as follows:

- The median world resident lives in an urban area of 625,000 residents, including all urban and rural residents. This is the estimated population of urban areas such as Wroclaw, Poland; Suez, Egypt; Siping (Jilin), China; Kolhapur (Maharashtra), India; Albany (New York), US; and Mar del Plata, Argentina.

World Population by Urban Area Density
NUMBER OF URBAN AREAS 500,000+: PER KM²: 2018

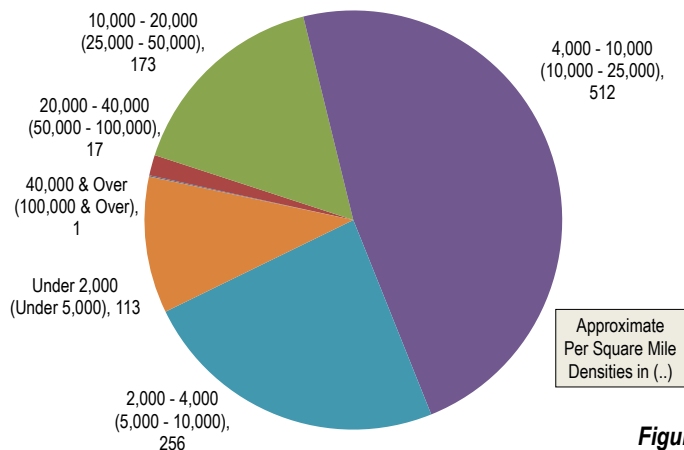


Figure 3

⁶ Caution is recommended in comparing population categories with previous years. Because urban areas shift (generally upward) in population categories, the urban area components of each population category have changed. The of urban areas under 100,000 is estimated by applying ratios from, *Making Room for a Planet of Cities*.

- The median resident of urban areas with 500,000+ population lives in an urban area with an average density of approximately 5,600 per square kilometer (approximately 14,500 per square mile). This is similar to the estimated population density urban areas such as London, Chongqing, Santiago, Chile; Khartoum and Morelia (Mexico).
- The median resident of urban areas with 500,000+ population lives in an urban area covering approximately 1,150 square kilometers (440 square miles). Urban areas such as Bangalore (Karnataka), India; Xi'an (Shaanxi), China; Baku, Azerbaijan; and Rome have similar densities.

Built-Up Urban Area Population: 2019
BY CONTINENT: 500,000 POPULATION & OVER

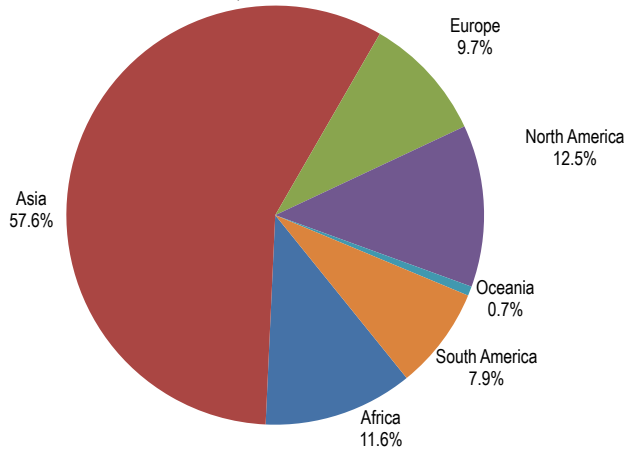


Figure 4

4. BUILT-UP URBAN AREAS: DEFINITIONAL ISSUES

An urban area ("built-up urban area,"⁷ urbanized area or urban agglomeration)⁸ is a continuously built up land mass of urban development that is *within* a labor market (metropolitan area or metropolitan region). An urban area contains *no* rural land (all land in the world is either urban or rural). In some nations, the term "urban area" is used, but does not denote a built-up urban area.⁹

An urban area is best thought of as the "urban footprint" --- the lighted area ("city lights") that can be observed from an airplane (or satellite) on a clear

Megacities: 2019
URBAN AREAS WITH MORE THAN 10 MILLION POPULATION

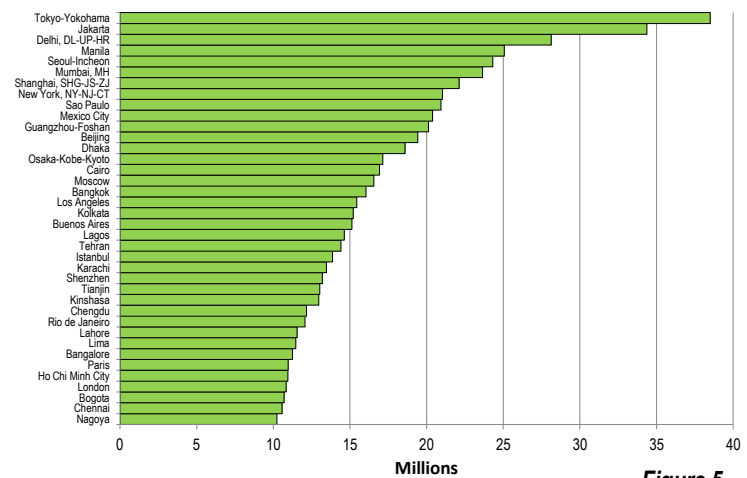


Figure 5

⁷ "Built up urban area" is the new urban area term now used by National Statistics in the United Kingdom. It may be the most descriptive short term for urban areas.

⁸ Called a "population centre" in Canada and an "urban centre" in Australia.

⁹ For example, in China, sub-city or sub-regional districts called "shixiaqu" (市辖区) are sometimes referred to as urban areas. Shixiaqu resemble metropolitan areas, containing both urban and rural land. Districts designated as urban often have large tracts of rural land on which urban development is anticipated.

night. National census authorities in Australia, Canada, Denmark, Finland, France, the Netherlands, Norway, Sweden, the United Kingdom and the United States designate urban areas. Except in Australia, the authorities generally use a minimum urban density definition of 400 persons per square kilometer (or the nearly identical 1,000 per square mile in the United States) in areas that comprise urban areas.

By necessity, average population density data masks significant variations within urban areas. Within urban areas, urban population densities can range from below 400 per square kilometer (1,000 per square mile), particularly in North American urban areas, to over 1,000,000 per square kilometer (2,500,000 per square mile) in informal neighborhoods¹⁰ of some Asian cities, such as in Dhaka (See: *The Evolving Urban Form: Dhaka*).¹¹

Varying densities within urban areas are illustrated by comparing by the Phoenix urban area which is at least 60 percent denser than the Boston-Providence urban area. Yet, the highest population densities within Boston-Providence are at least five times that of the highest density areas in Phoenix. Moreover, Boston-Providence has a far larger commercial core (“central business district” or “downtown”). The difference is that the Phoenix suburbs are denser than the Boston-Providence suburbs.

Higher density suburbs are also responsible for making Los Angeles the most densely populated large urban area in the United States, despite its much lower urban core densities relative to New York (See: *California’s Dense Suburbs and Urbanization*¹²). This creates an irony that the city most associated with urban dispersion (“urban sprawl”) in the United States is, in reality, the most dispersed (least “sprawling”). At the same time, no urban area in the world sprawls over a larger area than New York, as is indicated in Table 3.

Similarly, London and Athens have similar population densities. Yet, the core densities in Athens are considerably higher than in London. The Athens suburbs, however, are among the least dense in the high-income world. The Essen-Dusseldorf and Milan urban areas have almost identical densities, yet core densities are considerably higher in Milan. *Demographia World Urban Areas* defines the population and density of urban footprints, regardless of their internal density profiles.

Urban Areas Contrasted with Metropolitan Areas

An urban area (built-up urban area or urban agglomeration) is fundamentally different from a metropolitan area. A metropolitan area is a labor market (and a housing market). It includes a principal built-up urban area (the largest built-up urban area in the metropolitan area) as well as economically connected rural areas (and smaller urban areas) to the outside. (Figure 6).¹³

Urban areas draw employees from a labor market area larger than the area of continuous development. For example, INSEE, the census authority of France defines the Paris urban area (“unité urbaine”) as 2,845 square kilometers and the Paris metropolitan area (aire urbaine) as 17,100 square kilometers, indicating that more than 80 percent of the land area is outside the Paris urban area (See: *The Evolving Urban Form*:

¹⁰ Called slums, shantytowns or favelas in various geographical areas.

¹¹ Wendell Cox, (2012), “The Evolving Urban Form: Dhaka,” *The New Geography*, <http://www.newgeography.com/content/003004-evolving-urban-form-dhaka>.

¹² See: Wendell Cox (2018), “California’s Dense Suburbs and Urbanization,” *The New Geography*, <http://www.newgeography.com/content/005908-californias-dense-suburbs-and-urbanization>.

¹³ All land is that is not urban is considered rural.

Paris¹⁴). Similarly, in the United States, 52 metropolitan areas with more than 1,000,000 population in 2010 had only 19 percent of land in urban use, with the remainder of 81 percent being rural (See: *Rural Character in America's Metropolitan Areas*¹⁵).

Because of the fundamental differences between urban areas (or urban agglomerations) and metropolitan areas, population comparisons should be made only within the two categories, not between.

Metropolitan Area Densities

Metropolitan area densities can be calculated, but are of limited value and can produce misleading results. This is because (1) there are no international standards for delineating metropolitan areas, rendering them non-comparable between nations and (2) geographical “building blocks” may be too large to reasonably estimate the geographical extent of metropolitan areas.

This is illustrated by metropolitan areas in the United States, where counties are used as the building blocks. The size of counties in the United States varies up to 1,500 times and, as a result, metropolitan densities are strongly influenced by the densities of the rural areas surrounding the built-up urban areas. The metropolitan area with the largest land area in the United States is Riverside-San Bernardino, at 27,300 square miles (71,000 square kilometers). This is nearly as large as Austria. Most of this area is well beyond commuting range, which means that Riverside-San Bernardino is much larger than its genuine labor or housing market. The situation is similar, but not as extreme in some other metropolitan areas of the United States. Metropolitan area densities in the United States therefore cannot be compared with a reasonable level of precision.

Urban Areas & Metropolitan Areas: Contrast EXAMPLE: PARIS URBAN & METROPOLITAN AREA

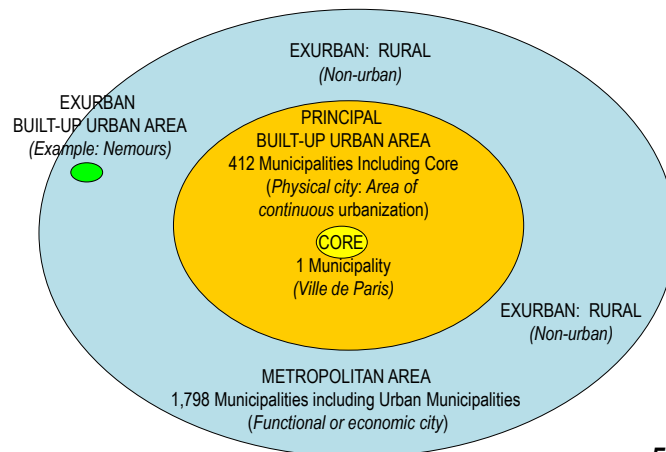


Figure 6

Further, it is incorrect to characterize metropolitan area densities as urban densities. Urban densities can be calculated only using urban populations and land areas, which necessarily exclude rural data. All metropolitan areas have rural areas and thus metropolitan density is not a genuine measure of urban density.

¹⁴ Wendell Cox (2018), “The Evolving Urban Form: Paris,” *The New Geography*, <http://www.newgeography.com/content/005912-the-evolving-urban-form-paris>.

¹⁵ Wendell Cox (2013), "Rural character in America's Metropolitan Areas," *The New Geography*, <http://www.newgeography.com/content/004088-rural-character-america-s-metropolitan-areas>.

Urban Areas Contrasted with Adjacent Urban Areas

This report confines urban areas to a single metropolitan area (below) or labor market area. As a result, where urban areas have grown together but remain as (labor markets), they are considered “adjacent urban areas.” Each component urban area is separately listed.

Examples of adjacent urban areas follow:

- The Pearl River Delta urban areas of Shenzhen, Dongguan, Zhongshan, Jiangmen, Huizhou, Zhuhai, Guangzhou and Foshan in China’s Guangdong province are very close to one-another and in some cases the built-up urban areas are virtually adjacent. Yet, this is not considered a single urban area because there is not a single labor market. *Demographia World Urban Areas* considers Guangzhou and Foshan as a single urban area, because they have become more economically integrated than the other urban areas (such as by Metro system that serves both cities). Otherwise, each of the other urban areas in the Pearl River Delta economic region is considered to be separate. The Hong Kong and Macau urban areas are also adjacent to the adjacent urban areas of Guangdong (see “Adjacent International Urban areas,” below). See: *Ultimate City: Guangdong-Hong Kong-Macau Greater Bay Area (with Photographic Tour)*.¹⁶ Plans call for significant transport improvements that could make all or part of this area a single labor market in the future.
- The Yangtze River Delta (broadly defined to include Hangzhou Bay) contains a number of nearby urban areas stretching from Zhoushan/Ningbo to Shanghai, and Nanjing. This includes the municipalities (prefectures) of Zhoushan, Ningbo, Shaoxing, Hangzhou, Jiaxing, Shanghai, Suzhou, Wuxi, Changzhou, Zhenjiang, Nanjing and other smaller urban areas. Adjacent urban areas in the Yangtze River Delta extend from Shanghai, through Suzhou and Wuxi to Changzhou. There are two other adjacent urban areas, Hangzhou and Shaoxing as well as Ningbo and Zhoushan. There is rural territory between Changzhou and Zhenjiang, Zhenjiang and Nanjing, Shanghai and Hangzhou as well as between Shaoxing and Ningbo. Plans call for significant transport improvements that could combine some of these adjacent urban areas into single urban areas in the future.
- The coast of Japan from Tokyo-Yokohama to Osaka-Kobe-Kyoto has nearly “grown together.” Yet, this ribbon of urbanization is far too large to be a single metropolitan area (labor market).
- The same applies to the Northeastern “megalopolis” of the United States. The continuous urban development has rural separations in some cases and each of the major metropolitan areas represents a separate labor market. Thus nearly continuous urban areas of the Northeast corridor are considered separate, including Hartford, New York, Philadelphia, and Washington-Baltimore.

International Urban Areas: Urban areas (and metropolitan areas) are confined to a single nation, unless there is virtual freedom of movement (principally labor) between the adjacent nations (or jurisdictions).

¹⁶ Wendell Cox (2018), “Ultimate City: Guangdong-Hong Kong-Macau Greater Bay Area (with Photographic Tour),” *The New Geography*, <http://www.newgeography.com/content/006132-ultimate-city-guangdong-hong-kong-macao-greater-bay-area-with-photographic-tour>.

Freedom of movement means that there are no customs or immigration facilities at borders, or that there are arrangements (such as readily available permits) for residents to live and/or work in any of the adjacent jurisdictions. Currently, this condition is met only between some continental nations of the European Union. For example, the Lille urban area is in both France and Belgium yet is considered a single urban area because there is freedom of labor movement without trade, immigration or customs barriers. Treaty provisions render Geneva (Switzerland)-Annemasse (France), Basel (Switzerland) along with suburban areas of France and Germany as a single built-up urban area. Similarly, Milan together with Chiasso in Switzerland is a single built-up urban area.

However, Detroit-Windsor El Paso-Ciudad Juarez and San Diego-Tijuana are not considered single urban areas because border controls restrict the free movement of labor. In China's Pearl River Delta, the Macao and Hong Kong urban areas are considered separate from Guangdong urban areas due, at least partly, to the international-style border at the provincial border.

Urban Areas Contrasted with Municipalities (Cities or Communes)

An urban area is different from a municipality (also often called a city or a local government authority). Municipalities have political boundaries that usually constitute only a part of the urban area. For example, the city of Seoul represents less than one-half of the population (and a declining proportion) of the Seoul-Incheon urban area, which extends well beyond the municipality. On the other hand, a municipality may be considerably larger than an urban area and therefore contain considerable non-urban (or rural) territory. Zaragoza, Spain is an example. A large part of the municipality of Mumbai is rural, composed of the Rajiv Gandhi National Park and thus not included in the urban area.

The translated term "city" is generally used to denote sub-provincial (or in some cases provincial) government areas in China. These would be more appropriately called "regions" and many were formerly referred to as "prefectures." Generally, they extend far beyond their built-up areas (such as Beijing, Tianjin, Wuhan and Guangzhou). The city of Chongqing, which has the largest population of any entity called a city (municipality) in the world and stretches far beyond any reasonable definition of a metropolitan area. Like the Riverside-San Bernardino metropolitan area, Chongqing covers a land area similar to that of Austria. Most of the municipality is well beyond the commuting range of the urban area.

Combined Urban Areas

In the United States, single labor markets can be either metropolitan areas, or combined statistical areas (CSAs), which are, in effect, larger metropolitan areas or metropolitan regions, with somewhat less stringent economic interchanges (employment commuting).¹⁷ Where continuous urban footprints exist (both in CSAs and metropolitan areas), combines them into a single built-up urban area. For example, the New York built-up urban area stretches from New York to other adjacent built-up urban areas, such as Bridgeport-Stamford, New Haven, Trenton and other metropolitan areas. In addition, the US Census Bureau has retained some urban areas, despite their now continuous urbanization with other urban areas. The Census Bureau retains previously separate urbanized areas because these urban areas have

¹⁷ Metropolitan areas require a 25 percent employment interchange between constituent counties (US metropolitan areas are no longer based on central municipalities, but now use "central counties"). Combined statistical areas require a 15 percent employment interchange between metropolitan areas.

historically developed as the functional units of 50 years of urbanized area delineation¹⁸). In such cases, the continuous urbanization is combined in *Demographia World Urban Areas*. Cleveland & Lorain, Ohio and Orlando & Kissimmee, Florida are two examples of this (Table A-1).

In Canada, where the national census authority (Statistics Canada) defines metropolitan areas, the Toronto, Hamilton and Oshawa metropolitan areas are also considered a single labor market and are combined into a single combined urban area. While Canada does not designate combinations of metropolitan areas, Statistics Canada has indicated that if criteria similar to that of the United States were applied the Toronto, Hamilton and Oshawa metropolitan areas, they would constitute a combined metropolitan area.¹⁹

Other adjacent urban areas are combined in nations that do not report built-up urban area data. For example, Guangzhou and Foshan, and Tehran and Karaj are combined because of strong transport links that make commuting feasible.

| Table A-1 COMBINED URBAN AREAS Designated only in Nations Reporting Urban Agglomeration Data | |
|--|---|
| NATION | COMBINED URBAN AREA & Constituent Urban Areas (Basis Code "N") |
| Canada | TORONTO, ON: Hamilton, Oshawa, Toronto |
| United States | ATLANTA, GA: Atlanta, Gainesville, Winder |
| United States | BOSTON-PROVIDENCE, MA-RI-NH-CT-ME: Barnstable Town (MA), Dover (NH-ME), Boston (MA-NH-RI), Leominster (MA), Manchester (NH) Nashua (NH-MA), New Bedford (MA), Portsmouth (NH-ME), Providence (RI-MA), Worcester (MA-CT) |
| United States | CHARLOTTE, NC-SC: Charlotte, Concord, Gastonia, Rock Hill (SC) |
| United States | CHICAGO, IL-IN-WI: Chicago, Kenosha (WI), Round Lake Beach |
| United States | CLEVELAND, OH: Cleveland, Akron, Lorain |
| United States | DALLAS-FORT WORTH, TX: Dallas-Fort Worth, Denton, McKinney |
| United States | DETROIT, MI: Detroit, Ann Arbor, South Lyon |
| United States | HOUSTON, TX: Houston, Conroe, Texas City |
| United States | KANSAS CITY, MO-KS: Kansas City, Lee's Summit |
| United States | LOS ANGELES, CA: Los Angeles, Riverside-San Bernardino, Mission Viejo |
| United States | NEW YORK, NY-NJ-CT-PA: Bridgeport (CT), Danbury (CT-NY), New Haven (CT), New York (NY-NJ-PA), Trenton (NJ), Twin Rivers (NJ), Waterbury, CT |
| United States | ORLANDO, FL: Orlando, Kissimmee, Poinciana |
| United States | PHILADELPHIA, PA-NJ-DE-MD: Philadelphia, Pottstown |
| United States | PHOENIX, AZ: Phoenix, Avondale, Buckeye |
| United States | RALEIGH, NC: Raleigh, Durham |
| United States | SALT LAKE CITY: Salt Lake City, Ogden, Provo |
| United States | SAN FRANCISCO-SAN JOSE, CA: San Francisco, Concord, Livermore, Napa, San Jose, Vallejo |
| United States | SEATTLE, WA: Seattle, Bremerton, Indianola, Marysville |
| United States | ST. LOUIS, MO-IL: St. Louis, Alton (IL-MO) |
| United States | WASHINGTON-BALTIMORE, DC-VA-MD: Washington, Baltimore, Waldorf (MD) |
| A combined urban area consists of adjacent urban areas that are located within the same labor market area (U.S. Combined Statistical Area) or equivalent). | |

¹⁸ United States Census Bureau (2011), "Urban Area Criteria for the 2010 Census," *The Federal Register*, <https://www2.census.gov/geo/pdfs/reference/fedreg/fedregv76n164.pdf>.

¹⁹ Statistics Canada (2008), "Defining and Measuring Metropolitan Areas: A Comparison between Canada and the United States," <http://www.statcan.gc.ca/pub/92f0138m/2008002/5002030-eng.htm>.

5. SMALLER URBAN AREAS (LESS THAN 500,000 POPULATION)

Information is provided for some smaller urban areas. These urban areas are *not* representative of all urban areas under 500,000 and are therefore not included in the ranking tables. Smaller urban areas are shown (1) to indicate urban areas sometimes shown by international sources to be larger, (2) where national census authority data is produced for urban areas.

The first instance is relevant to China. The Chinese term "shi" is popularly translated as "city" in English. Yet, "shi" does not denote urban. Chinese "shi" and equivalent terms are simply divisions of divisions of provinces or province equivalent (formerly called "prefectures"). China is divided into more than 3,000 "shi," most of which are primarily rural (in land area), just as the United States is divided into more than 3,000 counties and France into more than 30,000 communes, with most of their respective land areas typically being rural.

The smaller urban areas are shown only in Table 5.

6. GEOGRAPHICAL NOTES

Larger Geographical Areas

Pakistan: The new 2017 census data has now been reported for Pakistan. This is the first complete census since 1998. *Demographia* had reported concerns about the reliability of population estimates in Pakistan. These concerns no longer exist.

West Africa: *Demographia World Urban Areas* uses base population data (2010) from *Africapolis*, where available (West Africa).²⁰ *Africapolis* uses various techniques, including an analysis of satellite photographs to develop population estimates for built-up urban areas in West Africa. Moreover, the urban area definition used by *Africapolis* is consistent with the general approach by Western European governments that define built-up urban areas. The *Africapolis* data is particularly useful in West Africa, where most national statistical authorities (like those of most nations) do not report urban agglomeration data.

Nigeria: Unlike other nations of West Africa, there have been strong criticisms of the Nigerian census for decades, which makes the *Africapolis* built-up urban area data particularly important in Nigeria. For example, the most recent federal census (2006) been severely criticized by local officials in Lagos state as having missed many people. The census indicated that Lagos metropolitan area population was approximately 9 million. By comparison, a local census conducted at about the same time indicated a population of 17.5 million. Authoritative neutral analysis generally finds lower population levels, more consistent with data from the federal census.²¹ The detailed analysis by *Africapolis* is believed to be the most accurate population estimates for the urban areas of Nigeria.

²⁰ Agence Française de Développement, *Africapolis Urbanization Trends: 1950-2020: A Geo-statistical Approach West Africa*, http://www.afd.fr/webdav/site/afd/shared/PUBLICATIONS/THEMATIQUES/autres-publications/BT/Africapolis_Final-Report_EN.pdf.

²¹ Adewale Maja-Pearce and Eleanor Whitehead (2014), "Factsheet: Nigeria's Population Figures," Africa Check: Sorting Fact from Fiction, <https://africacheck.org/factsheets/factsheet-nigerias-population-figures/>

Democratic Republic of the Congo: The government recently published provincial population estimates, which made it possible to produce a far more reliable estimate for the Kinshasa urban area, which constitutes nearly all of the population of Kinshasa province. Population estimates for other urban areas are not considered reliable. The last census was more than 30 years ago (1981) and reasonably current urban population estimates have not been identified.

Specific Built-Up Urban Areas

Table A-2 below notes identify *some* additional components of urban areas that (1) might be thought to be separate urban areas, or (2) may be classified separate by statistical agencies or are (3) listed to indicate to better describe the geography of an urban area. Urban areas include many more components that are not indicated in Table.A-2.

| Table A-2 Specific Urban Areas: Notes | |
|---|---|
| Built-up Urban Area or Geography | Notes (See end of the table) |
| Aachen, Germany | Extends into the Netherlands; Includes Heerlen, Netherlands. |
| Abuja, Nigeria | Includes Kwamba |
| Akron, OH urban area, USA | Included in Cleveland |
| Alton, IL-MO urban area, USA | Included in St. Louis |
| Amersfoort, Netherlands | Included in Utrecht. |
| Amman, Jordan | Includes Az-Zarqa. |
| Amsterdam, Netherlands | Includes Haarlem |
| Ann Arbor, MI urban area, USA | Included in Detroit |
| Ansan, Korea | Included in Seoul-Incheon. |
| Atlanta, GA urban area, USA | Combined urban area. Includes Gainesville & Winder urban areas |
| Avondale, AZ urban area, USA | Included in Phoenix. |
| Bahadurgarh, Haryana, India | Included in Delhi. |
| Barnstable Town, MA urban area USA | Included in Boston-Providence |
| Basel, Switzerland | Extends into France and Germany |
| Bataysk, Russia | Included in Rostov. |
| Bhiwandi, Maharashtra, India | Included in Mumbai (beginning in 2016). |
| Bogor, Indonesia | Included in Jakarta |
| Boston-Providence, MA-RI-NH-CT-ME urban area, USA | Combined urban area. Includes Barnstable Town (MA), Dover (NH-ME), Boston (MA-NH-RI), Leominster (MA), Manchester (NH) Nashua (NH-MA), New Bedford (MA), Portsmouth (NH-ME), & Providence (RI-MA), Worcester (MA-CT) urban areas. |
| Brasilia, Brazil | Includes Luziana and Gama (GO) |
| Bremerton, WA urban area, USA | Included in Seattle |
| Bridgeport, CT, USA | Included in New York. |
| Buckeye, AZ urban area, USA | Included in Phoenix. |
| Chanan (Shantou), GD, China | Included in Chaoyang |
| Changtai, FJ China | Included in Zhangzhou |
| Chaoyang (Shantou), GD, China | Includes Chaonan |
| Charlotte, NC-SC | Combined urban area. Includes Charlotte (NC), Concord (NC), Gastonia (NC), Rock Hill (SC) |
| Chiasso, Switzerland | Included in Milan, Italy (single labor market) |

| | |
|---------------------------------------|---|
| Chicago, IL-IN-WI urban area, USA | Combined urban area. Includes Chicago, Kenosha and Round Lake Beach urban areas |
| Choloma, Honduras | Included in San Pedro Sula |
| Chungli, China: Taiwan | Included in Taipei. |
| Chuzhou, AN China | Includes Quanjiao |
| Ciudad Juarez, Mexico urban area | <i>Not combined with El Paso: (International Border Controls: Not a labor market)</i> |
| Cleveland, OH, USA | Combined urban area. Includes Cleveland, Akron, Lorain |
| Concord, CA urban area, USA | Included in San Francisco-San Jose |
| Concord, NC urban area, USA | Included in Charlotte |
| Conroe, TX urban area, USA | Included in Houston. |
| Dallas-Fort Worth, TX urban area, USA | Combined urban area. Includes Denton and McKinney urban areas |
| Danbury, CT urban area, USA | Included in New York. |
| Darwin, NT, Australia | Includes Palmerston. |
| Dashiqiao, LN China | Included in Yingkou |
| Daye, HUB, China | Included in Huangshui |
| Delhi, NCT, HA, UP, India | Includes Faridabad, Ghaziabad, Noida, Gurgaon and Bahadurgarh urban areas and New Delhi. |
| Denton, TX, USA | Included in Dallas-Fort Worth |
| Detroit, MI, USA | <i>Not combined with Windsor: (International Border Controls: Not a labor market)</i> , Combined urban area. Includes Detroit, Ann Arbor & South Lyon |
| Dhaka, Bangladesh | Nayaranganj included. |
| Dongguan, Guangdong, China | 2010 census population was well below previous local estimates |
| Dongyang, ZJ, China | Included in Yiwu (Jinhua) |
| Dover, NH-ME urban area, USA | Included in Boston-Providence |
| Dubai, UAE | Includes Sharja |
| Durham, NC urban area, USA | Included in Raleigh |
| Ejin Horo, NM, China | Includes Kangbashi |
| El Pasa, TX urban area, USA | <i>Not combined with Ciudad Juarez: (International Border Controls: Not a labor market)</i> |
| Ezhou, Hubei, China | Includes Huangzhou (Huanggang). |
| Faridabad, Haryana, India | Included in Delhi. |
| Foshan, Guangdong, China | Included in Guangzhou-Foshan |
| Francisco Morato, Sao Paulo, Brazil | Included in Sao Paulo |
| Fukuoka, Fukuoka, Japan | Shown as a separate urban area. Some sources combine Fukuoka with Kitakyushu (such as the United Nations). |
| Fushun, LN China | Included in Shenyang |
| Gainesville, GA urban area, USA | Included in Atlanta |
| Gama, GO Brazil | Included in Brasilia |
| Ganzhou, JX, China | Includes Nankang |
| Gaogang, Jiangsu, China | Included in Taizhou |
| Gastonia, NC urban area, USA | Included in Charlotte |
| Geneva, Switzerland | Extends into France |
| Gezbe, Turkey | Included in Istanbul |
| Ghaziabad, Uttar Pradesh, India | Included in Delhi. |
| Gongjing, SC, China | See Zigong |

| | |
|--|---|
| Guangzhou-Foshan, Guangdong, China | Includes Foshan |
| Gujranwali, Pakistan | Includes Kamoki |
| Gurgaon, Haryana, India | Included in Delhi. |
| Haarlem, Netherlands | Included in Amsterdam. |
| Hague, Netherlands | Included in Rotterdam-Hague |
| Hamilton, ON urban area, Canada | Included in Toronto. |
| Hebi, Henan, China | Includes Qi |
| Heerlen, Netherlands | Included in Aachen, Germany. |
| Helan, NX China | Included in Yinchuan |
| Himeji, Hyogo, Japan | Included in Osaka-Kobe-Kyoto. |
| Hitachi, Japan | Included in Mito. |
| Hong Kong, China | <i>Not combined with Shenzhen: (Border Controls: Not a labor market)</i> |
| Houston, TX urban area, USA | Combined urban area. Includes Conroe & Texas City |
| Huangmei (Huanggang), HUB | Included in Jiujiang, JX. |
| Huangshui, HUB | Includes Daye (county level city) |
| Huangzhou (Huanggang), Hubei, China | Included in Ezhou. |
| Hubli, West Bengal, India | Does not include Dharwad. |
| Huiyang qu (Huizhou), Guangdong, China | Included in Shenzhen. |
| Huizhou, Guangdong, China | Huicheng qu only |
| Ikorodo, Nigeria | Included in Lagos |
| Incheon, South Korea | Included in Seoul-Incheon, |
| Indianola WA urban area, USA | Included in Seattle |
| Istanbul, Turkey | Includes Gezbe |
| Jakarta, Indonesia | Higher estimate than other sources (such as the United Nations), which are largely limited to DKI Jakarta. Continuous urbanization extends into Tangerang, South Tanerang, Borgor, Bekasi and Karawang. |
| Jianbizhen (qu), China | Included in Zhenjiang, JS |
| Jiangyin (Wuxi), GD, China | Included in Zhangjiaggang (Suzhou) JS |
| Jianshan, HL China | Included in Shuangyashan |
| Jinjiang, Fuzhou, China | Included in Quanzhou. |
| Jiujiang, JX, China | Includes Huangmei (Huanggang), HUB. |
| Jixian, HL China | Included in Shuangyashan |
| Kalyan, Maharashtra, India | Included in Mumbai (beginning in 2016). |
| Kamoki, Pakistan | Included in Gujranwali |
| Kangbashi (Ordos), NM, China | Includes Ejin Horo |
| Kansas City, MO-KS, USA | Combined urban area. Includes Kansas City (MO) & Lee's Summit (MO-KS) |
| Karaj, Iran | Included in Tehran. |
| Karawang, Indonesia | Included in Jakarta |
| Kenosha, WI, USA | Included in Chicago. |
| Kissimmee, FL urban area, USA | Included in Orlando. |
| Kitakyushu, Fukuoka, Japan | Shown as a separate urban area. Some sources combine Kitakyushu with Fukuoka (such as the United Nations), which is not a part of the continuous urbanization of Kitakyushu. |
| Kuala Lumpur, Malaysia | The population is higher other agglomeration estimates (such as the United Nations), which does not include all of the continuously developed urban area. Includes Port Klang. |

| | |
|-----------------------------------|--|
| Kwamba, Nigeria | Included in Abuja |
| Lagos, Nigeria | Includes Ikorodo & Loburo |
| Lagos, Nigeria | Demographia uses the Africapolis estimate as the base. See discussion above on Nigeria. |
| Lee's Summit, MO urban area, USA | Included in Kansas City |
| Leiden, Netherlands | Included in Rotterdam-Hague |
| Leon, Mexico | Includes Silao |
| Leonminster, MA urban area USA | Included in Boston-Providence |
| Lille, France | Extends into Belgium (single labor market) |
| Livermore, CA urban area, USA | Included in San Francisco-San Jose |
| Loburo, Nigeria | Included in Lagos |
| Lorain, OH urban area, USA | Included in Cleveland |
| Los Angeles, CA urban area, USA | Combined urban area. Includes Riverside-San Bernardino and Mission Viejo urban areas |
| Luziana, GO Brazil | Included in Brasilia |
| Manchester, VT urban area, USA | Included in Boston-Providence |
| Manila, Philippines | Higher than other estimates, which are largely limited to the National Capital Region. Continuous urbanization extends into Cavite, Laguna, Bulacan and Rizal. |
| Maputo, Mozambique | Includes Matola. |
| Marseille, France | Demographia land area estimate used, because INSEE definition includes a large rural component. |
| Marysville, WA urban area, USA | Included in Seattle |
| McKinney, TX, USA | Included in Dallas-Fort Worth. |
| Mersin, Turkey | Includes Tarsus |
| Miami, FL, USA | Includes the former urban areas of Fort Lauderdale and West Palm Beach, which have been incorporated by the US Census Bureau. |
| Milan, Italy | The population is higher other agglomeration estimates (such as the United Nations), which does not include all of the continuously developed urban area, which stretches well into Como, Lecco and Varese provinces. Extends into Switzerland (single labor market). includes Chiasso, Switzerland. |
| Mission Viejo urban area, CA, USA | Included in Los Angeles. |
| Mito, Japan | Includes Hitachi |
| Moscow, Russia | Demographia is indebted to Richard Forstall, who has provided local authority area population data for portions of Moscow Oblast within the Moscow urban areas. Other estimates (such as the United Nations estimate) largely limited to the municipality of Moscow, |
| Mumbai, Maharashtra, India | Includes Kalyan, and the Panvel urban area. As of 2016, also includes the Census of India urban areas of Bhiwandi, Kalyan, Vasai-Virar beginning in 2016. |
| Nankang, JX, China | Included in Ganzhou |
| Napa, CA urban area, USA | Included in San Francisco-San Jose |
| Nara, Nara, Japan | Included in Osaka-Kobe-Kyoto. |
| Nashua, NH urban area, USA | Included in Boston-Providence |
| Navi Mumbai, Maharashtra, India | Included in Mumbai. |
| Nayaranganj, Bangladesh | Included in Dhaka. |

| | |
|--|---|
| New Bedford, MA urban area USA | Included in Boston-Providence |
| New Delhi, NCT, India | Included in Delhi |
| New Haven, CT urban area, USA | Included in New York |
| New York, NY-NJ-CT urban area, USA | Combined urban area. Includes Bridgeport, New Haven, Trenton, Danbury, Waterbury and Twin Rivers urban areas |
| Noida, Uttar Pradesh, India | Included in Delhi. |
| Ogden UT urban area, USA | Included in Salt Lake City |
| Ordos, NM, China | See (1) Dongsheng or (2) Kangbashi |
| Orlando, FL urban area, USA | Combined urban area. Includes Kissimmee & Poinciana |
| Osaka-Kobe-Kyoto, Japan | Portions of the prefectures of Osaka, Kobe, Kyoto and Nara area included. Includes Himeji. United Nations estimates separate Osaka-Kobe and Kyoto and exclude both Nara and Himeji. |
| Oshawa, ON urban area, Canada | Included in Toronto. |
| Palmerston., NT, Australia | Included in Darwin |
| Panvel, Maharashtra, India | Included in Mumbai. |
| Philadelphia, PA-NJ-DE-MD, USA | Combined urban area. Includes Philadelphia (PA-NJ-DE-MD) & Pottstown, PA |
| Phoenix, AZ area, USA | Combined urban area. Includes Avondale and Buckeye urban areas |
| Pinglu (Yuncheng) SAX China | Included in Sanmenxia |
| Poinciana, FL urban area, USA | Included in Orlando |
| Port Klang, Malaysia | Included in Kuala Lumpur. |
| Portsmouth, NH-ME urban area, USA | Included in Boston-Providence |
| Pottstown PA urban area, USA | Included in Philadelphia |
| Providence, RI-MA urban area, USA | Included in Boston-Providence |
| Provo, UT urban area, USA | Included in Salt Lake City |
| Qi, Henan, China | Included in Hebi |
| Quanjiao, AN China | Included in Chuzhou |
| Quanzhou, Fuzhou, China | Includes Shishi and Jinjiang |
| Qujing, YN China | Includes Zanyi |
| Raleigh, NC urban area, USA | Combined urban area. Includes Durham urban area. |
| Riverside-San Bernardino, CA urban area, USA | Included in Los Angeles. |
| Rock Hill, SC urban area, USA | Included in Charlotte |
| Rostov, Russia | Includes Bataysk. |
| Rotterdam-Hague, Netherlands | Includes Leiden |
| Round Lake Beach, IL, USA | Included in Chicago. |
| Saarbrücken, Germany | Extends into France |
| Salt Lake City, UT | Combined urban area. Includes Ogden & Provo urban areas |
| Salzburg, Austria | Extends into Germany (single labor market) |
| San Diego, CA urban area, USA | <i>Not combined with Tijuana: (International Border Controls: Not a labor market)</i> |
| San Francisco-San Jose, CA urban area, USA | Combined urban area. Includes San Jose, Concord, Livermore, Napa and Vallejo urban areas. |
| San Jose, CA urban area, USA | Included in San Francisco-San Jose |
| San Pedro Sula, Honduras | Includes Choloma. |
| Sanmenxia, HEN China | Includes Pinglu (SAX) |
| Sao Paulo, Sao Paulo, Brazil | Includes Francisco Morato. |

| | |
|---------------------------------|---|
| Seattle, WA urban area, USA | Combined urban area. Includes Bremerton, Indianola & Marysville. |
| Seoul-Incheon, Korea | Includes Suweon and Ansan. |
| Shanghai, China | Includes Taicang |
| Sharja, UAE | Included in Dubai. |
| Shenyang, LN China | Includes Fushun |
| Shenzhen, GD, China' | <i>Not combined with Hong Kong: (Border Controls: Not a labor market)</i> |
| Shenzhen, Guangdong, China | Includes Huiyang qu (part of Huizhou shi). 2010 census population was well below previous local estimates. |
| Shijiazhuang, HEB, China | Includes Zhengding |
| Shishi (shi), Fuzhou, China | Included in Quanzhou. |
| Shuangyashan, HL China | Includes Jianshan & Jixian |
| Silao, Mexico | Included in Leon |
| South Lyon, MI urban area, USA | Included in Detroit |
| St. Louis, MO-IL, USA | Combined urban area. Includes St. Louis (MO-IL) & Alton (IL-MO) |
| Strausbourg, France | Extends into Germany (single labor market) |
| Stuttgart, Germany | Lower estimate than some other sources (such as the Millennium City database) |
| Suweon, Korea | Included in Seoul-Incheon. |
| Taicang, China | Included in Shanghai. |
| Taipei, China: Taiwan | The population is higher than other estimates (such as the United Nations), which do not include all population within the continuously developed urban area (especially in Taipei County). Includes continuous urbanization in New Taipei and Taoyuan. |
| Taiyuan, Shanxi, China | Includes Yuci qu (Jinzhong). |
| Taizhou, Jiangsu, China | Includes Gaogang |
| Taoyuan, China: Taiwan | Included in Taipei. |
| Tarsus, Turkey | Included in Mersin |
| Tehran, Iran | Includes Karaj. |
| Texas City, TX urban area, USA | Included in Houston |
| Tijuana, Mexico urban area | <i>Not combined with San Diego: (International Border Controls: Not a labor market)</i> |
| Tokyo-Yokohama, Japan | Includes large areas Tokyo, Kanagawa, Chiba and Saitama prefectures and smaller areas of Gunma, Tochigi and Ibaraki prefectures. |
| Toronto, ON urban area, Canada | Combined urban area, Includes Hamilton and Oshawa |
| Trenton, NJ urban area, USA | Included in New York. |
| Twin Rivers, NJ urban area, USA | Included in New York. |
| Utrecht, Netherlands | Includes Amersfoort. |
| Utsonomiya, Japan | Included in Tokyo-Yokohama |
| Vallejo, CA urban area, USA | Included in San Francisco-San Jose |
| Vasai-Virar, Maharashtra | Included in Mumbai (beginning in 2016). |
| Weinan, Shaanxi, China | Includes Xinfencun |
| Wenzhou, ZJ China | Includes Yueqing |
| Windsor, ON urban area, Canada | <i>Not combined with Detroit: (International Border Controls: Not a labor market)</i> |

| | |
|---|---------------------------------------|
| Worcester, MA urban area, USA | Included in Boston-Providence |
| Xi'an, Shaanxi, China | Includes Xiangyang. |
| Xiangyang, Shaanxi, China | Included in Xi'an. |
| Xicheng, Ningxia, China | Included in Yinchuan. |
| Xinfencun, Shaanxi, Chia | Included in Weinan |
| Yanzhou, Jiangsu, China | Includes Jiangdu shi. |
| Yinchuan, Ningxia, China | Includes Henan, Xicheng and Yongning. |
| Yingkou, LN China | Includes Dashiqiao |
| Yiwu (Jinhua), ZJ China | Includes Dongyang. |
| Yongning, NX China | Included in Yinchuan |
| Yuciqu (Jinzhong), Shanxi, China | Included in Taiyuan. |
| Yueqing, ZJ China | Included in Wenzhou |
| Zanyi, YN China | Included in Qujing |
| Zhangjiaggang (Suzhou) JS China | Includes Jianyin |
| Zhangzhou, FJ China | Includes Changtai |
| Zhengding, HEB, China | Included in Shijiazhuang |
| Zhenjiang, Jiangsu, China | Includes Jianbizhen qu. |
| Zigong, SC, China | Also known as Gongjing |
| <i>Note: Notes indicating inclusion ("includes" or "included in") are for geographical illustration only and are not intended to be a comprehensive description of urban area components. All components (urban areas) of "Combined urban areas" are indicated.</i> | |

7. METHODOLOGY

The current year population estimate is modeled from the base year population, adjusted by population projections between the base year and the current year. Most population projections are from the United Nations. The base year and population is indicated for each urban area in Table 5.

National census authority population land area data is used where it is reported for urban areas and generally consistent with international practice, (Section 4: Built-Up Urban Areas: Definitional Issues, above). For other urban areas, Demographia uses mapping software to estimate continuous urbanization. Demographia uses small area population data, where available, to match population estimates to urban land area.

Sources for Base Population & Land Area Estimates

Basis codes indicate the source of population and land area estimates, as is indicated in Table A-3.

A base year population is provided for all urban areas. The base year estimate uses the methodology indicated by the coding in the "Basis: Population" column.

Presentation of Basis Codes in Tables: The Basis codes are listed in the "Pop:Area Basis" column following this form: "C:B", where "C" indicates the source from which the base population was estimated and "B" indicates the source of the land area estimate. In this example, the population base is estimated by Demographia and the land area data is estimated by Demographia.

| Table A-3 Basis Codes: Population and Land Area | |
|--|--|
| Code | Basis of Land Area or Base Year Population Estimate |
| A | Based on National census authority built-up urban area data (land area or population). |
| B | <i>Demographia</i> land area estimate based upon map or satellite photograph analysis. |
| C | <i>Demographia</i> population from lower order jurisdictions, with downward adjustment for rural population. |
| D | Based on United Nations agglomeration estimate. |
| F | Other population estimate or other <i>Demographia</i> population estimate.. |
| L | Same as category "C", based on a local government population estimate. |
| N | Combined urban area based on national census authority population and land area data |
| W | Based on <i>Africapolis</i> population estimate |

Reliability

The most reliable bases (sources) are as follows:

- National census authorities, where representative agglomeration data is available (such as in the United States, the United Kingdom, Canada, France, Sweden, Norway, India and Australia).
- Africapolis population and land area estimates (Basis code W), which replicate the results that would likely be obtained if census authorities in West Africa reported built-up urban area data.
- Demographia population estimates.

Urban Density Calculations

Demographia World Urban Areas provides average urban population density data.

It is not possible to precisely coordinate the dates of current population estimates with land area estimates, except in cases where the built-up urban area population and land area are provided by national statistical authorities (Basis Code A:A). However, *Demographia* attempts to best match population estimates within the urban areas with their geographical footprint as indicated in Tables 2 through 5.

- Where national census authorities report both built-up urban area population and land area in a manner generally consistent with international practice, the density calculation uses the base year population (in Table 5) divided by the land area. As a result, the density estimate is for the *base year*, not the current year.
- In all other cases, the density calculation is the latest population estimate divided by the latest land area estimate.

Built-up urban area population densities are expressed in rounded numbers (to the nearest 100 per square mile or square kilometer). Urban population densities should be considered reasonable approximations.

8. CAUTION: TREND ANALYSIS

Demographia World Urban Areas is a continuing project and attempts to provide “state of the art” data. Revisions are made as more accurate satellite photographs and population estimates become available. As a result, *Demographia World Urban Areas* is not intended for trend analysis.

Year-to-year changes indicated in population and land area may merely reflect better data that was not available before and may not, therefore indicate a trend. Moreover, the current year population estimates are a projection from a base year calculated from census or official estimate data. Changes in population projection rates can result in substantial current year population estimates that may or may not reflect actual changes in population. Further, population and land area base data is updated as new data is obtained.

9. DEMOGRAPHIA WORLD URBAN AREAS: BACKGROUND

Demographia World Urban Areas is in its 15th year of publication. It was established for the purpose of bringing consistency to the subject of urban density, in hopes of replacing anecdotal comparisons between cities that are often grossly invalid. The built-up urban area is the only level at which there is sufficient data to estimate the densities of the urban organism at anything approximating international standards. Even with this data, the science of urban area density is in its infancy.

Demographia World Urban Areas was the first source to identify the under-estimation of population in some of the world’s largest urban areas. For example, *Demographia’s* early estimates of the Jakarta, Delhi, Manila and Kuala Lumpur urban area populations were far higher than reported by others at the time. Other sources have since revised their estimates upward.

The earlier, lower estimates by other sources were, in actuality, municipal estimates that did not sufficiently take into consideration the spread of urbanization beyond the core city limits or other geographical limits. *Demographia’s* larger population estimates were the result of actual satellite map examination of the urban form. As has been noted elsewhere, the improving satellite maps have permitted greater accuracy in later years. Similarly, in many cases, *Demographia’s* estimates have been lower than reported elsewhere for the same reason --- some other urban area estimates have included rural areas, which, by definition, are not urban.

10. COVER ILLUSTRATION: PARLIAMENT BUILDING, BUDAPEST

Budapest, the largest urban area in Hungary (See: *The Evolving Urban Form: Budapest*²²). The cover photograph was taken from the right bank of the Danube River (by the author) toward the national Parliament Building.

²² Wendell Cox, (2017), “The Evolving Urban Form: Budapest,” *The New Geography*, <http://www.newgeography.com/content/005624-the-evolving-urban-form-budapest>.

11. COMMENTS AND SUGGESTIONS

Demographia wishes to produce the most accurate possible estimates. This edition incorporates changes from suggestions that were deemed to be appropriate. Comments, suggestions, criticism and data are welcomed.



demographia2@earthlink.net

[Demographia](#)

PO Box 841

Belleville, Illinois 62222 USA

(St. Louis, Missouri-Illinois Urban Area, USA)

+1.618.632.8507

Permission granted to quote or copy with attribution

Table 1
WORLD SUMMARY: BUILT-UP URBAN AREAS 500,000 & OVER: 2019

Urban Areas 500,000 & Over Population

| GEOGRAPHY | Cases | Population | Average Density: Square Mile | Average Density: Square Kilometer | % of Urban Areas | % of Population |
|----------------------------------|--------------|----------------------|------------------------------|-----------------------------------|------------------|-----------------|
| WORLD | 1,072 | 2,262,560,000 | 10,900 | 4,200 | 100.0% | 100.0% |
| AFRICA | 124 | 261,705,000 | 17,200 | 6,600 | 11.6% | 11.6% |
| Angola | 4 | 9,515,000 | 17,200 | 6,600 | 0.4% | 0.4% |
| Congo (Dem. Rep)* | 12 | 25,220,000 | 39,000 | 15,100 | 1.1% | 1.1% |
| Morocco | 7 | 11,520,000 | 30,900 | 11,900 | 0.7% | 0.5% |
| Nigeria* | 25 | 52,970,000 | 15,200 | 5,900 | 2.3% | 2.3% |
| South Africa | 8 | 23,520,000 | 9,000 | 3,500 | 0.7% | 1.0% |
| Africa: Other | 68 | 138,960,000 | 18,400 | 7,100 | 6.3% | 6.1% |
| ASIA | 597 | 1,303,560,000 | 16,200 | 6,200 | 55.7% | 57.6% |
| Bangladesh | 7 | 27,315,000 | 70,400 | 27,200 | 0.7% | 1.2% |
| China | 270 | 483,140,000 | 12,900 | 5,000 | 25.2% | 21.4% |
| India | 110 | 244,040,000 | 28,500 | 11,000 | 10.3% | 10.8% |
| Indonesia | 24 | 69,680,000 | 21,700 | 8,400 | 2.2% | 3.1% |
| Iran | 16 | 32,375,000 | 21,000 | 8,100 | 1.5% | 1.4% |
| Iraq | 10 | 16,180,000 | 29,200 | 11,300 | 0.9% | 0.7% |
| Japan | 21 | 84,685,000 | 11,000 | 4,200 | 2.0% | 3.7% |
| Korea | 11 | 37,300,000 | 21,800 | 8,400 | 1.0% | 1.6% |
| Malaysia | 6 | 13,290,000 | 8,900 | 3,400 | 0.6% | 0.6% |
| Pakistan | 15 | 46,200,000 | 27,300 | 10,600 | 1.4% | 2.0% |
| Phillipines | 9 | 33,460,000 | 31,400 | 12,100 | 0.8% | 1.5% |
| Saudi Arabia | 10 | 17,820,000 | 7,200 | 2,800 | 0.9% | 0.8% |
| Turkey | 16 | 35,095,000 | 19,600 | 7,600 | 1.5% | 1.6% |
| Asia Other | 72 | 162,980,000 | 14,800 | 5,700 | 6.7% | 7.2% |
| EUROPE | 144 | 219,240,000 | 8,100 | 3,100 | 13.4% | 9.7% |
| EU15-France | 11 | 20,785,000 | 5,100 | 2,000 | 1.0% | 0.9% |
| EU15-Germany | 15 | 25,580,000 | 7,200 | 2,800 | 1.4% | 1.1% |
| EU15-Italy | 11 | 19,425,000 | 8,800 | 3,400 | 1.0% | 0.9% |
| EU15-Spain | 11 | 18,300,000 | 11,600 | 4,500 | 1.0% | 0.8% |
| EU15-United Kingdom | 14 | 25,760,000 | 12,700 | 4,900 | 1.3% | 1.1% |
| EU15-Other | 16 | 25,145,000 | 7,600 | 2,900 | 1.5% | 1.1% |
| EU-Enlargement: Poland | 7 | 7,905,000 | 9,000 | 3,500 | 0.7% | 0.3% |
| EU Enlargement: Other | 7 | 9,085,000 | 9,200 | 3,600 | 0.7% | 0.4% |
| TOTAL EUROPEAN UNION | 92 | 151,985,000 | 7,600 | 2,900 | 8.6% | 6.7% |
| Ukraine | 8 | 9,460,000 | 6,700 | 2,600 | 0.7% | 0.4% |
| Russia | 35 | 49,910,000 | 8,100 | 3,100 | 3.3% | 2.2% |
| Europe Other | 9 | 7,885,000 | 10,300 | 4,000 | 0.8% | 0.3% |
| NORTH AMERICA | 126 | 282,960,000 | 4,200 | 1,600 | 11.8% | 12.5% |
| Canada | 8 | 17,500,000 | 6,500 | 2,500 | 0.7% | 0.8% |
| Mexico | 30 | 56,360,000 | 13,900 | 5,400 | 2.8% | 2.5% |
| United States | 74 | 185,875,000 | 3,100 | 1,200 | 6.9% | 8.2% |
| North America Other | 14 | 23,225,000 | 10,900 | 4,200 | 1.3% | 1.0% |
| OCEANIA | 7 | 16,415,000 | 4,000 | 1,500 | 0.7% | 0.7% |
| Australia | 6 | 14,890,000 | 3,800 | 1,500 | 0.6% | 0.7% |
| Oceania Other (Only New Zealand) | 1 | 1,525,000 | 7,300 | 2,800 | 0.1% | 0.1% |
| SOUTH AMERICA | 74 | 178,680,000 | 14,300 | 5,500 | 6.9% | 7.9% |
| Argentina | 8 | 21,825,000 | 11,400 | 4,400 | 0.7% | 1.0% |
| Brazil | 36 | 86,970,000 | 12,400 | 4,800 | 3.4% | 3.8% |
| Colombia | 9 | 22,595,000 | 37,800 | 14,600 | 0.8% | 1.0% |
| Venezuela | 7 | 10,300,000 | 14,400 | 5,600 | 0.7% | 0.5% |
| South America Other | 14 | 36,990,000 | 16,200 | 6,200 | 1.3% | 1.6% |

* Estimates in these geographies may be unreliable due to long census interval or census result disputes. See the Introduction

<http://www.demographia.com/db-worldua.pdf>

Copyright notice on "Contents" page

Table 2
LARGEST BUILT-UP URBAN AREAS IN THE WORLD: 2019

Urban Areas 500,000 & Over Population

| Rank | Geography | Urban Area | Population Estimate | Land Area | | Population Density | | Basis:Pop: Area |
|------|-------------------|--------------------------------|---------------------|--------------|-------------------|--------------------|----------------------|-----------------|
| | | | | Square Miles | Square Kilometers | Per Square Mile | Per Square Kilometer | |
| 1 | Japan | Tokyo-Yokohama | 38,505,000 | 3,175 | 8,223 | 12,100 | 4,700 | C:B |
| 2 | Indonesia | Jakarta | 34,365,000 | 1,300 | 3,367 | 26,400 | 10,200 | C:B |
| 3 | India | Delhi, DL-UP-HR | 28,125,000 | 865 | 2,240 | 32,500 | 12,600 | A:B |
| 4 | Philippines | Manila | 25,065,000 | 700 | 1,813 | 35,800 | 13,800 | C:B |
| 5 | South Korea | Seoul-Incheon | 24,315,000 | 1,060 | 2,745 | 22,900 | 8,900 | C:B |
| 6 | India | Mumbai, MH | 23,645,000 | 340 | 881 | 69,500 | 26,900 | C:B |
| 7 | China | Shanghai, SHG-JS-ZJ | 22,125,000 | 1,550 | 4,015 | 14,300 | 5,500 | L:B |
| 8 | United States | New York, NY-NJ-CT | 21,045,000 | 4,585 | 11,875 | 4,500 | 1,700 | N:A |
| 9 | Brazil | Sao Paulo | 20,935,000 | 1,175 | 3,043 | 17,800 | 6,900 | C:B |
| 10 | Mexico | Mexico City | 20,395,000 | 915 | 2,370 | 22,300 | 8,600 | C:B |
| 11 | China | Guangzhou-Foshan, GD | 20,130,000 | 1,500 | 3,885 | 13,400 | 5,200 | L:B |
| 12 | China | Beijing, BJ-HEB | 19,430,000 | 1,600 | 4,144 | 12,100 | 4,700 | L:B |
| 13 | Bangladesh | Dhaka | 18,595,000 | 175 | 453 | 106,300 | 41,000 | C:B |
| 14 | Japan | Osaka-Kobe-Kyoto | 17,150,000 | 1,160 | 3,004 | 14,800 | 5,700 | C:B |
| 15 | Egypt | Cairo | 16,925,000 | 740 | 1,917 | 22,900 | 8,800 | C:B |
| 16 | Russia | Moscow | 16,555,000 | 2,200 | 5,698 | 7,500 | 2,900 | C:B |
| 17 | Thailand | Bangkok | 16,045,000 | 1,175 | 3,043 | 13,700 | 5,300 | C:B |
| 18 | United States | Los Angeles, CA | 15,440,000 | 2,432 | 6,299 | 6,000 | 2,300 | N:A |
| 19 | India | Kolkata, WB | 15,215,000 | 520 | 1,347 | 29,300 | 11,300 | A:B |
| 20 | Argentina | Buenos Aires | 15,130,000 | 1,240 | 3,212 | 12,200 | 4,700 | C:B |
| 21 | Nigeria | Lagos | 14,630,000 | 750 | 1,943 | 19,500 | 7,500 | W:B |
| 22 | Iran | Tehran | 14,410,000 | 650 | 1,684 | 22,200 | 8,600 | C:B |
| 23 | Turkey | Istanbul | 13,860,000 | 525 | 1,360 | 26,400 | 10,200 | C:B |
| 24 | Pakistan | Karachi | 13,470,000 | 400 | 1,036 | 33,700 | 13,000 | C:B |
| 25 | China | Shenzhen, GD | 13,195,000 | 675 | 1,748 | 19,500 | 7,500 | L:B |
| 26 | China | Tianjin, TJ | 13,035,000 | 1,070 | 2,771 | 12,200 | 4,700 | L:B |
| 27 | Congo (Dem. Rep.) | Kinshasa | 12,960,000 | 225 | 583 | 57,600 | 22,200 | C:B |
| 28 | China | Chengdu, SC | 12,160,000 | 700 | 1,813 | 17,400 | 6,700 | L:B |
| 29 | Brazil | Rio de Janeiro | 12,070,000 | 740 | 1,917 | 16,300 | 6,300 | C:B |
| 30 | Pakistan | Lahore | 11,545,000 | 346 | 896 | 33,400 | 12,900 | C:B |
| 31 | Peru | Lima | 11,460,000 | 345 | 894 | 33,200 | 12,800 | C:B |
| 32 | India | Bangalore, KA | 11,250,000 | 450 | 1,166 | 25,000 | 9,700 | A:B |
| 33 | France | Paris | 10,960,000 | 1,098 | 2,845 | 9,700 | 3,700 | A:A |
| 34 | Viet Nam | Ho Chi Minh City | 10,955,000 | 635 | 1,645 | 17,300 | 6,700 | C:B |
| 35 | United Kingdom | London | 10,840,000 | 671 | 1,738 | 14,600 | 5,600 | A:A |
| 36 | Colombia | Bogota | 10,705,000 | 226 | 585 | 47,400 | 18,300 | D:B |
| 37 | India | Chennai, TN | 10,560,000 | 405 | 1,049 | 26,100 | 10,100 | A:B |
| 38 | Japan | Nagoya | 10,240,000 | 1,430 | 3,704 | 7,200 | 2,800 | C:B |
| 39 | India | Hyderabad, TL | 9,580,000 | 475 | 1,230 | 20,200 | 7,800 | A:B |
| 40 | South Africa | Johannesburg-East Rand | 9,335,000 | 1,000 | 2,590 | 9,300 | 3,600 | C:B |
| 41 | United States | Chicago, IL-IN-WI | 9,275,000 | 2,647 | 6,856 | 3,400 | 1,300 | N:A |
| 42 | China: Taiwan | Taipei | 8,535,000 | 440 | 1,140 | 19,400 | 7,500 | C:B |
| 43 | China | Wuhan, HUB | 8,470,000 | 625 | 1,619 | 13,600 | 5,200 | L:B |
| 44 | China | Dongguan, GD | 8,410,000 | 675 | 1,748 | 12,500 | 4,800 | L:B |
| 45 | Viet Nam | Hanoi | 8,350,000 | 335 | 868 | 24,900 | 9,600 | C:B |
| 46 | China | Chongqing, CQ | 8,300,000 | 575 | 1,489 | 14,400 | 5,600 | L:B |
| 47 | Nigeria | Onitsha | 8,075,000 | 759 | 1,965 | 10,600 | 4,100 | W:B |
| 48 | Malaysia | Kuala Lumpur | 7,860,000 | 835 | 2,163 | 9,400 | 3,600 | C:B |
| 49 | India | Ahmadabad, GJ | 7,715,000 | 135 | 350 | 57,100 | 22,100 | A:B |
| 50 | Angola | Luanda | 7,645,000 | 380 | 984 | 20,100 | 7,800 | C:B |
| 51 | United States | Washington-Baltimore, DC-VA-MD | 7,515,000 | 2,107 | 5,281 | 3,300 | 1,300 | A:A |

| | | | | | | | | |
|-----|----------------------|-----------------------------------|-----------|-------|-------|--------|--------|-----|
| 52 | China: Hong Kong SAR | Hong Kong | 7,435,000 | 110 | 285 | 67,600 | 26,100 | C:B |
| 53 | Iraq | Baghdad | 7,315,000 | 260 | 673 | 28,100 | 10,900 | D:B |
| 54 | China | Xi'an, SAA | 7,135,000 | 420 | 1,088 | 17,000 | 6,600 | L:B |
| 55 | United States | Boston-Providence, MA-RI-NH-CT-ME | 7,130,000 | 3,548 | 9,189 | 2,000 | 800 | N:A |
| 56 | China | Zhengzhou, HEN | 7,090,000 | 600 | 1,554 | 11,800 | 4,600 | L:B |
| 57 | China | Shenyang-Fushun, LN | 7,055,000 | 580 | 1,502 | 12,200 | 4,700 | L:B |
| 58 | China | Hangzhou, ZJ | 6,960,000 | 515 | 1,334 | 13,500 | 5,200 | L:B |
| 59 | Germany | Essen-Dusseldorf | 6,660,000 | 1,025 | 2,655 | 6,500 | 2,500 | C:B |
| 60 | Canada | Toronto, ON | 6,630,000 | 888 | 2,300 | 7,200 | 2,800 | N:A |
| 61 | United States | Dallas-Fort Worth, TX | 6,550,000 | 1,998 | 5,175 | 2,800 | 1,100 | N:A |
| 62 | China | Quanzhou, FJ | 6,495,000 | 800 | 2,072 | 8,100 | 3,100 | L:B |
| 63 | Chile | Santiago | 6,410,000 | 440 | 1,140 | 14,600 | 5,600 | C:B |
| 64 | India | Surat, GJ | 6,385,000 | 90 | 233 | 70,900 | 27,400 | A:B |
| 65 | Spain | Madrid | 6,345,000 | 525 | 1,360 | 12,100 | 4,700 | C:B |
| 66 | United States | Houston, TX | 6,315,000 | 1,869 | 4,841 | 2,800 | 1,100 | N:A |
| 67 | India | Pune, MH | 6,265,000 | 225 | 583 | 27,800 | 10,800 | A:B |
| 68 | China | Nanjing, JS | 6,125,000 | 575 | 1,489 | 10,700 | 4,100 | L:B |
| 69 | United States | San Francisco-San Jose, CA | 6,100,000 | 1,106 | 2,865 | 5,300 | 2,100 | N:A |
| 70 | Saudi Arabia | Riyadh | 6,050,000 | 640 | 1,658 | 9,500 | 3,600 | C:B |
| 71 | Kenya | Nairobi | 5,970,000 | 320 | 829 | 18,700 | 7,200 | C:B |
| 72 | United States | Miami, FL | 5,955,000 | 1,239 | 3,209 | 4,400 | 1,700 | A:A |
| 73 | China | Qingdao, SD | 5,915,000 | 630 | 1,632 | 9,400 | 3,600 | L:B |
| 74 | Indonesia | Bandung | 5,825,000 | 215 | 557 | 27,100 | 10,500 | C:B |
| 75 | United States | Philadelphia, PA-NJ-DE-MD | 5,780,000 | 2,060 | 5,335 | 2,700 | 1,000 | A:A |
| 76 | Sudan | Khartoum | 5,685,000 | 390 | 1,010 | 14,600 | 5,600 | C:B |
| 77 | Singapore | Singapore | 5,670,000 | 200 | 518 | 28,400 | 10,900 | A:B |
| 78 | Myanmar | Yangon | 5,585,000 | 230 | 596 | 24,300 | 9,400 | C:B |
| 79 | United States | Atlanta, GA | 5,580,000 | 2,817 | 7,296 | 1,700 | 600 | N:A |
| 80 | Jordan | Amman | 5,455,000 | 330 | 855 | 16,500 | 6,400 | C:B |
| 81 | Russia | St. Petersburg | 5,415,000 | 520 | 1,347 | 10,400 | 4,000 | C:B |
| 82 | Italy | Milan | 5,295,000 | 730 | 1,891 | 7,300 | 2,800 | C:B |
| 83 | China | Suzhou, JS | 5,250,000 | 530 | 1,373 | 9,900 | 3,800 | L:B |
| 84 | Cote d'Ivoire | Abidjan | 5,145,000 | 145 | 376 | 35,500 | 13,700 | W:B |
| 85 | Syria | Aleppo | 5,125,000 | 100 | 259 | 51,300 | 19,800 | D:B |
| 86 | Tanzania | Dar es Salaam | 5,085,000 | 230 | 596 | 22,100 | 8,500 | C:B |
| 87 | Egypt | Alexandria | 5,075,000 | 113 | 293 | 44,900 | 17,300 | C:B |
| 88 | Mexico | Guadalajara | 4,870,000 | 310 | 803 | 15,700 | 6,100 | C:B |
| 89 | Spain | Barcelona | 4,810,000 | 415 | 1,075 | 11,600 | 4,500 | C:B |
| 90 | Brazil | Belo Horizonte | 4,800,000 | 490 | 1,269 | 9,800 | 3,800 | C:B |
| 91 | Turkey | Ankara | 4,795,000 | 255 | 660 | 18,800 | 7,300 | C:B |
| 92 | China | Harbin, HL | 4,740,000 | 255 | 660 | 18,600 | 7,200 | L:B |
| 93 | Kuwait | Kuwait | 4,600,000 | 275 | 712 | 16,700 | 6,500 | C:B |
| 94 | Australia | Sydney, NSW | 4,515,000 | 841 | 2,179 | 5,100 | 2,000 | A:A |
| 95 | Morocco | Casablanca | 4,490,000 | 105 | 272 | 42,800 | 16,500 | C:B |
| 96 | United States | Phoenix, AZ | 4,480,000 | 1,245 | 3,225 | 3,100 | 1,200 | N:A |
| 97 | Australia | Melbourne, VIC | 4,450,000 | 1,044 | 2,705 | 4,000 | 1,600 | A:A |
| 98 | Sri Lanka | Colombo | 4,370,000 | 300 | 777 | 14,600 | 5,600 | C:B |
| 99 | Indonesia | Surabaya | 4,360,000 | 350 | 907 | 12,500 | 4,800 | C:B |
| 100 | Mexico | Monterrey | 4,345,000 | 370 | 958 | 11,700 | 4,500 | C:B |
| 101 | Ghana | Accra | 4,335,000 | 470 | 1,217 | 9,200 | 3,600 | W:B |
| 102 | China | Guiyang, GZ | 4,275,000 | 230 | 596 | 18,600 | 7,200 | L:B |
| 103 | South Africa | Cape Town | 4,260,000 | 315 | 816 | 13,500 | 5,200 | C:B |
| 104 | Ethiopia | Addis Ababa | 4,225,000 | 190 | 492 | 22,200 | 8,600 | C:B |
| 105 | Pakistan | Rawalpindi-Islamabad | 4,170,000 | 310 | 803 | 13,500 | 5,200 | C:B |
| 106 | China | Dalian, LN | 4,085,000 | 375 | 971 | 10,900 | 4,200 | C:B |
| 107 | Germany | Berlin | 4,060,000 | 520 | 1,347 | 7,800 | 3,000 | C:B |
| 108 | United States | Detroit, MI | 4,050,000 | 1,600 | 4,144 | 2,600 | 1,000 | A:A |
| 109 | China | Hefei, AH | 4,010,000 | 280 | 725 | 14,300 | 5,500 | L:B |
| 110 | Italy | Rome | 3,995,000 | 430 | 1,114 | 9,300 | 3,600 | C:B |
| 111 | China | Jinan, SD | 3,990,000 | 305 | 790 | 13,100 | 5,100 | L:B |

| | | | | | | | | |
|-----|----------------------|------------------------|-----------|-------|-------|--------|--------|-----|
| 112 | Nigeria | Kano | 3,980,000 | 125 | 324 | 31,800 | 12,300 | W:B |
| 113 | China | Xiamen, FJ | 3,975,000 | 270 | 699 | 14,700 | 5,700 | L:B |
| 114 | Afghanistan | Kabul | 3,960,000 | 100 | 259 | 39,600 | 15,300 | C:B |
| 115 | China | Fuzhou, FJ | 3,940,000 | 280 | 725 | 14,100 | 5,400 | L:B |
| 116 | Saudi Arabia | Jiddah | 3,935,000 | 475 | 1,230 | 8,300 | 3,200 | C:B |
| 117 | China | Changsha, HUN | 3,900,000 | 285 | 738 | 13,700 | 5,300 | L:B |
| 118 | Algeria | Algiers | 3,820,000 | 170 | 440 | 22,500 | 8,700 | C:B |
| 119 | Dominican Republic | Santo Domingo | 3,810,000 | 165 | 427 | 23,100 | 8,900 | C:B |
| 120 | India | Jaipur, RJ | 3,745,000 | 195 | 505 | 19,200 | 7,400 | C:B |
| 120 | United Arab Emirates | Dubai | 3,745,000 | 580 | 1,502 | 6,500 | 2,500 | L:B |
| 122 | China | Kunming, YN | 3,730,000 | 275 | 712 | 13,600 | 5,200 | L:B |
| 123 | United States | Seattle, WA | 3,715,000 | 1,239 | 3,209 | 2,800 | 1,100 | N:A |
| 124 | China | Urumqi, XJ | 3,695,000 | 230 | 596 | 16,100 | 6,200 | C:B |
| 125 | Italy | Naples | 3,690,000 | 395 | 1,023 | 9,300 | 3,600 | C:B |
| 126 | Colombia | Medellín | 3,680,000 | 93 | 241 | 39,600 | 15,300 | C:B |
| 127 | China | Changchun, JL | 3,675,000 | 310 | 803 | 11,900 | 4,600 | C:B |
| 128 | Cameroon | Yaounde | 3,665,000 | 89 | 231 | 41,200 | 15,900 | D:B |
| 129 | Canada | Montréal, QC | 3,600,000 | 500 | 1,294 | 7,000 | 2,700 | A:A |
| 130 | Israel | Tel Aviv | 3,590,000 | 220 | 570 | 16,300 | 6,300 | C:B |
| 131 | China | Taiyuan, SAX | 3,580,000 | 225 | 583 | 15,900 | 6,100 | L:B |
| 132 | Brazil | Recife | 3,570,000 | 200 | 518 | 17,900 | 6,900 | C:B |
| 133 | China | Wenzhou, ZJ | 3,550,000 | 185 | 479 | 19,200 | 7,400 | L:B |
| 134 | China | Ningbo, ZJ | 3,525,000 | 360 | 932 | 9,800 | 3,800 | L:B |
| 135 | India | Lucknow, UP | 3,520,000 | 140 | 363 | 25,100 | 9,700 | A:B |
| 136 | South Africa | Durban | 3,505,000 | 410 | 1,062 | 8,500 | 3,300 | C:B |
| 137 | Brazil | Porto Alegre | 3,500,000 | 335 | 868 | 10,400 | 4,000 | C:B |
| 137 | China | Shijiazhuang, HEB | 3,500,000 | 250 | 648 | 14,000 | 5,400 | C:B |
| 139 | Greece | Athens | 3,495,000 | 225 | 583 | 15,500 | 6,000 | C:B |
| 140 | Brazil | Fortaleza | 3,480,000 | 215 | 557 | 16,200 | 6,200 | C:B |
| 140 | China | Wuxi, JS | 3,480,000 | 325 | 842 | 10,700 | 4,100 | L:B |
| 142 | Bangladesh | Chittagong | 3,460,000 | 70 | 181 | 49,400 | 19,100 | C:B |
| 143 | Cameroon | Douala | 3,425,000 | 79 | 205 | 43,400 | 16,700 | D:B |
| 143 | Yemen | Sana | 3,425,000 | 95 | 246 | 36,100 | 13,900 | D:B |
| 145 | Iran | Mashhad | 3,420,000 | 115 | 298 | 29,700 | 11,500 | C:B |
| 146 | Indonesia | Medan | 3,400,000 | 185 | 479 | 18,400 | 7,100 | C:B |
| 147 | South Korea | Busan | 3,385,000 | 155 | 401 | 21,800 | 8,400 | C:B |
| 148 | South Africa | Pretoria | 3,375,000 | 475 | 1,230 | 7,100 | 2,700 | C:B |
| 149 | Pakistan | Faisalabad | 3,355,000 | 120 | 311 | 28,000 | 10,800 | D:B |
| 150 | Brazil | Salvador | 3,325,000 | 165 | 427 | 20,200 | 7,800 | C:B |
| 150 | Ghana | Kumasi | 3,325,000 | 250 | 648 | 13,300 | 5,100 | W:B |
| 152 | Brazil | Brasilia | 3,320,000 | 380 | 984 | 8,700 | 3,400 | C:B |
| 153 | Senegal | Dakar | 3,305,000 | 75 | 194 | 44,100 | 17,000 | W:B |
| 154 | China | Changzhou, JS | 3,210,000 | 370 | 958 | 8,700 | 3,300 | L:B |
| 155 | Brazil | Curitiba | 3,190,000 | 325 | 842 | 9,800 | 3,800 | C:B |
| 156 | India | Kanpur, UP | 3,175,000 | 80 | 207 | 39,700 | 15,300 | A:B |
| 156 | United States | San Diego, CA | 3,175,000 | 732 | 1,896 | 4,000 | 1,600 | A:A |
| 158 | Nigeria | Ibadan | 3,155,000 | 180 | 466 | 17,500 | 6,800 | W:B |
| 159 | Mali | Bamako | 3,140,000 | 160 | 414 | 19,600 | 7,600 | W:B |
| 160 | Turkey | Izmir | 3,135,000 | 115 | 298 | 27,300 | 10,500 | C:B |
| 161 | India | Kozhikode, KL | 3,045,000 | 200 | 518 | 15,200 | 5,900 | A:B |
| 161 | Nepal | Kathmandu | 3,045,000 | 77 | 199 | 39,500 | 15,300 | C:B |
| 163 | Zambia | Lusaka | 3,030,000 | 121 | 313 | 25,000 | 9,700 | C:B |
| 164 | China | Zhongshan, GD | 3,005,000 | 290 | 751 | 10,400 | 4,000 | L:B |
| 165 | China | Nanchang, JX | 2,945,000 | 265 | 686 | 11,100 | 4,300 | L:B |
| 166 | China | Chaoyang (Shantou,) GD | 2,940,000 | 140 | 363 | 21,000 | 8,100 | C:B |
| 166 | Ecuador | Guayaquil | 2,940,000 | 119 | 308 | 24,700 | 9,500 | C:B |
| 166 | North Korea | Pyongyang | 2,940,000 | 68 | 176 | 43,200 | 16,700 | D:B |
| 169 | Burkina Faso | Ouagadougou | 2,910,000 | 180 | 466 | 16,200 | 6,200 | W:B |
| 170 | Haiti | Port-au-Prince | 2,900,000 | 103 | 267 | 28,200 | 10,900 | C:B |
| 170 | Venezuela | Caracas | 2,900,000 | 114 | 295 | 25,400 | 9,800 | C:B |

| | | | | | | | | |
|-----|-------------------|-----------------------------|-----------|-------|-------|--------|--------|-----|
| 172 | Uganda | Kampala | 2,895,000 | 290 | 751 | 10,000 | 3,900 | C:B |
| 173 | India | Nagpur, MH | 2,860,000 | 105 | 272 | 27,200 | 10,500 | A:B |
| 174 | United States | Minneapolis-St. Paul, MN-WI | 2,855,000 | 1,022 | 2,647 | 2,600 | 1,000 | A:A |
| 175 | China | Nanning, GX | 2,840,000 | 190 | 492 | 14,900 | 5,800 | L:B |
| 176 | Ukraine | Kiyev | 2,835,000 | 290 | 751 | 9,800 | 3,800 | C:B |
| 177 | Paraguay | Asuncion | 2,815,000 | 270 | 699 | 10,400 | 4,000 | C:B |
| 177 | United States | Cleveland, OH | 2,815,000 | 1,364 | 3,533 | 2,100 | 800 | A:A |
| 179 | India | Kochi, KL | 2,810,000 | 170 | 440 | 16,500 | 6,400 | A:B |
| 179 | Syria | Damascus | 2,810,000 | 70 | 181 | 40,100 | 15,500 | D:B |
| 181 | Madagascar | Antananarivo | 2,800,000 | 75 | 194 | 37,300 | 14,400 | B:B |
| 182 | India | Indore, MP | 2,795,000 | 105 | 272 | 26,600 | 10,300 | A:B |
| 183 | Brazil | Campinas | 2,770,000 | 360 | 932 | 7,700 | 3,000 | C:B |
| 183 | India | Malappuram, KL | 2,770,000 | 125 | 324 | 22,200 | 8,600 | A:B |
| 185 | United States | Tampa-St. Petersburg, FL | 2,745,000 | 957 | 2,479 | 2,600 | 1,000 | A:A |
| 186 | China | Linyi, SD | 2,715,000 | 350 | 907 | 7,800 | 3,000 | C:B |
| 187 | Portugal | Lisbon | 2,705,000 | 370 | 958 | 7,300 | 2,800 | C:B |
| 187 | United Kingdom | Manchester | 2,705,000 | 243 | 630 | 10,500 | 4,100 | A:A |
| 189 | Nigeria | Abuja | 2,695,000 | 350 | 907 | 7,700 | 3,000 | W:B |
| 190 | United States | Denver, CO | 2,690,000 | 668 | 1,730 | 3,600 | 1,400 | A:A |
| 191 | Mozambique | Maputo | 2,680,000 | 160 | 414 | 16,800 | 6,500 | C:B |
| 191 | Netherlands | Rotterdam-Hague | 2,680,000 | 380 | 984 | 7,100 | 2,700 | C:B |
| 193 | China | Zibo, SD | 2,670,000 | 320 | 829 | 8,300 | 3,200 | C:B |
| 193 | India | Thrissur, KL | 2,670,000 | 140 | 363 | 19,100 | 7,400 | A:B |
| 195 | India | Coimbatore, TN | 2,660,000 | 110 | 285 | 24,200 | 9,300 | A:B |
| 196 | Philippines | Cebu | 2,645,000 | 90 | 233 | 29,400 | 11,300 | C:B |
| 197 | China: Taiwan | Taichung | 2,635,000 | 190 | 492 | 13,900 | 5,400 | C:B |
| 198 | Iran | Esfahan | 2,610,000 | 135 | 350 | 19,300 | 7,500 | C:B |
| 199 | Azerbaijan | Baku | 2,600,000 | 435 | 1,127 | 6,000 | 2,300 | C:B |
| 200 | China | Shantou, GD | 2,585,000 | 140 | 363 | 18,500 | 7,100 | C:B |
| 200 | United Kingdom | Birmingham | 2,585,000 | 231 | 599 | 10,600 | 4,100 | A:A |
| 202 | China | Zhangjiaggang (Suzhou), JS | 2,570,000 | 315 | 816 | 8,200 | 3,200 | L:B |
| 203 | China | Lanzhou, GS | 2,565,000 | 115 | 298 | 22,300 | 8,600 | L:B |
| 203 | China: Taiwan | Kaohsiung | 2,565,000 | 140 | 363 | 18,300 | 7,100 | C:B |
| 205 | Somalia | Mogadishu | 2,555,000 | 35 | 91 | 73,000 | 28,200 | D:B |
| 206 | Hungary | Budapest | 2,520,000 | 375 | 971 | 6,700 | 2,600 | C:B |
| 206 | Japan | Fukuoka | 2,480,000 | 195 | 505 | 12,700 | 4,900 | C:B |
| 208 | Ecuador | Quito | 2,465,000 | 207 | 536 | 11,900 | 4,600 | C:B |
| 209 | United States | Orlando, FL | 2,455,000 | 773 | 2,002 | 2,400 | 900 | N:A |
| 210 | Colombia | Cali | 2,445,000 | 71 | 184 | 34,400 | 13,300 | C:B |
| 211 | United States | Charlotte, NC-SC | 2,440,000 | 1,156 | 2,994 | 1,500 | 600 | A:A |
| 212 | United States | Las Vegas, NV | 2,415,000 | 417 | 1,080 | 4,500 | 1,700 | A:A |
| 213 | Congo (Dem. Rep.) | Mbuji-Mayi | 2,395,000 | 53 | 137 | 45,200 | 17,400 | D:B |
| 214 | China | Yantai, SD | 2,385,000 | 225 | 583 | 10,600 | 4,100 | C:B |
| 214 | India | Patna, BR | 2,385,000 | 55 | 142 | 43,400 | 16,700 | A:B |
| 216 | Tunisia | Tunis | 2,375,000 | 170 | 440 | 14,000 | 5,400 | C:B |
| 217 | Congo (Dem. Rep.) | Lubumbashi | 2,365,000 | 135 | 350 | 17,500 | 6,800 | D:B |
| 218 | Nigeria | Uyo | 2,360,000 | 70 | 181 | 33,700 | 13,000 | W:W |
| 219 | Uzbekistan | Tashkent | 2,355,000 | 415 | 1,075 | 5,700 | 2,200 | D:B |
| 220 | Brazil | Goiania | 2,340,000 | 315 | 816 | 7,400 | 2,900 | C:B |
| 220 | Canada | Vancouver, BC | 2,340,000 | 338 | 876 | 6,700 | 2,600 | A:A |
| 220 | South Korea | Daegu | 2,340,000 | 95 | 246 | 24,600 | 9,500 | C:B |
| 223 | India | Thiruvananthapuram, KL | 2,325,000 | 120 | 311 | 19,400 | 7,500 | A:B |
| 223 | Pakistan | Gujranwala | 2,325,000 | 80 | 207 | 29,100 | 11,200 | C:B |
| 225 | China | Tangshan, HEB | 2,315,000 | 140 | 363 | 16,500 | 6,400 | L:B |
| 225 | Japan | Sapporo | 2,310,000 | 210 | 544 | 11,000 | 4,200 | C:B |
| 227 | Poland | Warsaw | 2,300,000 | 210 | 544 | 11,000 | 4,200 | C:B |
| 228 | United States | St. Louis, MO-IL | 2,295,000 | 978 | 2,533 | 2,300 | 900 | A:A |
| 229 | Bangladesh | Savar | 2,290,000 | 70 | 181 | 32,700 | 12,600 | C:B |
| 230 | India | Bhopal, MP | 2,285,000 | 70 | 181 | 32,600 | 12,600 | A:B |
| 231 | Zimbabwe | Harare | 2,280,000 | 320 | 829 | 7,100 | 2,800 | C:B |

| | | | | | | | | |
|-----|-----------------|-------------------------|-----------|-----|-------|--------|--------|-----|
| 232 | Germany | Cologne-Bonn | 2,260,000 | 300 | 777 | 7,500 | 2,900 | C:B |
| 232 | Lebanon | Beirut | 2,260,000 | 260 | 673 | 8,700 | 3,400 | D:B |
| 232 | United States | Salt Lake City, UT | 2,260,000 | 664 | 1,720 | 3,100 | 1,200 | N:A |
| 235 | China | Luoyang, HEN | 2,255,000 | 215 | 557 | 10,500 | 4,000 | L:B |
| 236 | China | Baotou, NM | 2,220,000 | 210 | 544 | 10,600 | 4,100 | L:B |
| 237 | Mexico | Puebla | 2,210,000 | 170 | 440 | 13,000 | 5,000 | C:B |
| 238 | China | Hohhot, NM | 2,200,000 | 180 | 466 | 12,200 | 4,700 | L:B |
| 238 | Venezuela | Maracaibo | 2,200,000 | 157 | 407 | 14,000 | 5,400 | C:B |
| 240 | China | Putian, FJ | 2,190,000 | 300 | 777 | 7,300 | 2,800 | L:B |
| 241 | Guatemala | Guatemala City | 2,185,000 | 150 | 389 | 14,600 | 5,600 | C:B |
| 242 | Poland | Katowice-Gliwice-Tychy | 2,155,000 | 260 | 673 | 8,300 | 3,200 | C:B |
| 243 | Australia | Brisbane, QLD | 2,150,000 | 774 | 2,005 | 2,700 | 1,000 | A:A |
| 244 | Bolivia | Santa Cruz de la Sierra | 2,145,000 | 320 | 829 | 6,700 | 2,600 | C:B |
| 245 | Congo | Brazzaville | 2,140,000 | 70 | 181 | 30,600 | 11,800 | D:B |
| 246 | Belgium | Brussels | 2,135,000 | 310 | 803 | 6,900 | 2,700 | C:B |
| 247 | India | Vadodara, GJ | 2,130,000 | 72 | 186 | 29,600 | 11,400 | A:B |
| 247 | Nigeria | Port Harcourt | 2,130,000 | 61 | 158 | 34,900 | 13,500 | W:B |
| 247 | Pakistan | Peshawar | 2,130,000 | 90 | 233 | 23,700 | 9,100 | C:B |
| 247 | United States | San Antonio, TX | 2,130,000 | 597 | 1,546 | 2,900 | 1,100 | A:A |
| 251 | US: Puerto Rico | San Juan | 2,125,000 | 867 | 2,246 | 2,500 | 1,000 | A:A |
| 252 | Cambodia | Phnom Penh | 2,110,000 | 119 | 308 | 17,700 | 6,800 | C:B |
| 253 | India | Agra, UP | 2,105,000 | 65 | 168 | 32,400 | 12,500 | A:B |
| 254 | Cuba | Havana | 2,070,000 | 120 | 311 | 17,300 | 6,700 | C:B |
| 254 | Mexico | Toluca | 2,070,000 | 165 | 427 | 12,500 | 4,800 | C:B |
| 254 | Morocco | Rabat | 2,070,000 | 73 | 189 | 28,400 | 10,900 | C:B |
| 257 | Brazil | Belem | 2,060,000 | 100 | 259 | 20,600 | 8,000 | C:B |
| 257 | Germany | Munich | 2,060,000 | 180 | 466 | 11,400 | 4,400 | C:B |
| 257 | United States | Portland, OR-WA | 2,060,000 | 524 | 1,357 | 3,500 | 1,400 | A:A |
| 260 | China | Shaoxing, ZJ | 2,055,000 | 210 | 544 | 9,800 | 3,800 | L:B |
| 261 | Germany | Hamburg | 2,050,000 | 300 | 777 | 6,800 | 2,600 | C:B |
| 261 | India | Kannur, KL | 2,050,000 | 220 | 570 | 9,300 | 3,600 | A:B |
| 263 | Indonesia | Yogyakarta | 2,045,000 | 90 | 233 | 22,700 | 8,800 | C:B |
| 264 | Romania | Bucharest | 2,040,000 | 159 | 412 | 12,800 | 5,000 | C:B |
| 265 | Pakistan | Hyderabad | 2,035,000 | 48 | 124 | 42,400 | 16,400 | C:B |
| 266 | Belarus | Minsk | 2,025,000 | 165 | 427 | 12,300 | 4,700 | C:B |
| 267 | Brazil | Manaus | 2,010,000 | 130 | 337 | 15,500 | 6,000 | C:B |
| 268 | Bolivia | La Paz | 2,005,000 | 105 | 272 | 19,100 | 7,400 | C:B |
| 268 | Germany | Frankfurt | 2,005,000 | 250 | 648 | 8,000 | 3,100 | C:B |
| 270 | United States | Sacramento, CA | 1,995,000 | 471 | 1,220 | 3,700 | 1,400 | A:A |
| 271 | China | Yiwu (Jinhua), ZJ | 1,960,000 | 90 | 233 | 21,800 | 8,400 | C:B |
| 272 | Australia | Perth, WA | 1,950,000 | 665 | 1,722 | 2,800 | 1,100 | A:A |
| 272 | India | Nashik, MH | 1,950,000 | 52 | 135 | 37,500 | 14,500 | A:B |
| 274 | India | Visakhapatnam, AP | 1,935,000 | 121 | 313 | 16,000 | 6,200 | C:B |
| 274 | Pakistan | Multan | 1,935,000 | 85 | 220 | 22,800 | 8,800 | C:B |
| 276 | India | Vijayawada, AP | 1,915,000 | 35 | 91 | 54,700 | 21,100 | A:B |
| 277 | China | Handan, HEB | 1,910,000 | 170 | 440 | 11,200 | 4,300 | L:B |
| 278 | China | Yinchuan, NX | 1,905,000 | 190 | 492 | 10,000 | 3,900 | L:B |
| 278 | Iraq | Mosul | 1,905,000 | 68 | 176 | 28,000 | 10,800 | D:B |
| 279 | Nigeria | Nsukka | 1,895,000 | 249 | 645 | 7,600 | 2,900 | W:W |
| 281 | Colombia | Barranquilla | 1,890,000 | 69 | 179 | 27,400 | 10,600 | C:B |
| 282 | Turkey | Bursa | 1,885,000 | 80 | 207 | 23,600 | 9,100 | C:B |
| 283 | Sierra Leone | Freetown | 1,875,000 | 70 | 181 | 26,800 | 10,300 | C:B |
| 283 | United Kingdom | Leeds-Bradford | 1,875,000 | 188 | 488 | 9,400 | 3,600 | A:A |
| 285 | Austria | Vienna | 1,850,000 | 130 | 337 | 14,200 | 5,500 | C:B |
| 286 | Iran | Shiraz | 1,840,000 | 95 | 246 | 19,400 | 7,500 | C:B |
| 287 | China | Haikou, HA | 1,835,000 | 175 | 453 | 10,500 | 4,000 | L:B |
| 287 | India | Ludhiana, PB | 1,835,000 | 80 | 207 | 22,900 | 8,900 | A:B |
| 289 | Costa Rica | San Jose | 1,830,000 | 160 | 414 | 11,400 | 4,400 | C:B |
| 290 | China | Weifang, SD | 1,820,000 | 150 | 389 | 12,100 | 4,700 | C:B |
| 290 | Togo | Lome | 1,820,000 | 160 | 414 | 11,400 | 4,400 | W:B |

| | | | | | | | | |
|-----|----------------------|----------------------|-----------|-----|-------|--------|--------|-----|
| 292 | Malaysia | Johor Bahru | 1,815,000 | 315 | 816 | 5,800 | 2,200 | C:B |
| 293 | United States | Austin, TX | 1,805,000 | 523 | 1,355 | 2,600 | 1,000 | A:A |
| 294 | China | Zhangzhou, FJ | 1,800,000 | 170 | 440 | 10,600 | 4,100 | C:B |
| 294 | Guinea | Conakry | 1,800,000 | 150 | 389 | 12,000 | 4,600 | W:B |
| 296 | United Arab Emirates | Abu Dhabi | 1,795,000 | 400 | 1,036 | 4,500 | 1,700 | L:B |
| 297 | China | Datong, SAX | 1,790,000 | 140 | 363 | 12,800 | 4,900 | L:B |
| 297 | Saudi Arabia | Mecca | 1,790,000 | 150 | 389 | 11,900 | 4,600 | C:B |
| 299 | China | Puning (Jieyang), GD | 1,780,000 | 142 | 368 | 12,500 | 4,800 | C:B |
| 299 | China | Taizhou, ZJ | 1,780,000 | 95 | 246 | 18,700 | 7,200 | C:B |
| 300 | Japan | Kitakyushu | 1,760,000 | 225 | 583 | 7,800 | 3,000 | C:B |
| 301 | China | Huaian, JS | 1,775,000 | 136 | 352 | 13,100 | 5,000 | C:B |
| 302 | India | Rajkot, GJ | 1,760,000 | 39 | 101 | 45,100 | 17,400 | A:B |
| 304 | China | Liuzhou, GX | 1,755,000 | 80 | 207 | 21,900 | 8,500 | C:B |
| 304 | Indonesia | Semarang | 1,755,000 | 105 | 272 | 16,700 | 6,500 | D:B |
| 306 | Brazil | Santos | 1,735,000 | 115 | 298 | 15,100 | 5,800 | C:B |
| 306 | China | Wuhu, AH | 1,735,000 | 62 | 161 | 28,000 | 10,800 | C:B |
| 306 | United States | Kansas City, MO-KS | 1,735,000 | 719 | 1,862 | 2,200 | 900 | A:A |
| 309 | China | Jilin, JL | 1,730,000 | 95 | 246 | 18,200 | 7,000 | C:B |
| 309 | China | Yingkou, LN | 1,730,000 | 159 | 412 | 10,900 | 4,200 | C:B |
| 311 | Iran | Tabriz | 1,725,000 | 65 | 168 | 26,500 | 10,200 | C:B |
| 311 | United States | Pittsburgh, PA | 1,725,000 | 905 | 2,344 | 1,900 | 700 | A:A |
| 313 | United States | Cincinnati, OH-KY-IN | 1,720,000 | 788 | 2,041 | 2,100 | 800 | A:A |
| 313 | United States | Raleigh, NC | 1,720,000 | 700 | 1,813 | 1,800 | 700 | N:A |
| 315 | Russia | Novosibirsk | 1,705,000 | 300 | 777 | 5,700 | 2,200 | C:B |
| 315 | United States | Indianapolis, IN | 1,705,000 | 706 | 1,829 | 2,100 | 800 | A:A |
| 317 | India | Madurai, TN | 1,695,000 | 58 | 150 | 29,200 | 11,300 | A:B |
| 318 | China | Kunshan (Suzhou), JS | 1,680,000 | 230 | 596 | 7,300 | 2,800 | L:B |
| 318 | France | Lyon | 1,680,000 | 455 | 1,178 | 3,700 | 1,400 | C:B |
| 320 | Kazakhstan | Almaty | 1,670,000 | 205 | 531 | 8,100 | 3,100 | C:B |
| 320 | Netherlands | Amsterdam | 1,670,000 | 195 | 505 | 8,600 | 3,300 | C:B |
| 322 | India | Meerut, UP | 1,665,000 | 62 | 161 | 26,900 | 10,400 | A:B |
| 323 | China | Huzhou, ZJ | 1,650,000 | 164 | 425 | 10,100 | 3,900 | C:B |
| 324 | Argentina | Cordoba | 1,645,000 | 185 | 479 | 8,900 | 3,400 | C:B |
| 324 | China | Zhuhai, GD | 1,645,000 | 130 | 337 | 12,700 | 4,900 | L:B |
| 324 | India | Varanasi, UP | 1,645,000 | 65 | 168 | 25,300 | 9,800 | A:B |
| 324 | Mexico | Leon | 1,645,000 | 140 | 363 | 11,800 | 4,500 | C:B |
| 328 | Indonesia | Palembang | 1,640,000 | 85 | 220 | 19,300 | 7,400 | C:B |
| 328 | Syria | Homs | 1,640,000 | 37 | 96 | 44,300 | 17,100 | D:B |
| 330 | China | Huizhou, GD | 1,635,000 | 80 | 207 | 20,400 | 7,900 | L:B |
| 331 | China | Daqing, HL | 1,625,000 | 145 | 376 | 11,200 | 4,300 | C:B |
| 331 | Panama | Panama City | 1,625,000 | 85 | 220 | 19,100 | 7,400 | C:B |
| 333 | India | Kollam, KL | 1,610,000 | 70 | 181 | 23,000 | 8,900 | A:B |
| 334 | France | Marseille | 1,605,000 | 266 | 689 | 6,000 | 2,300 | C:B |
| 334 | Liberia | Monrovia | 1,605,000 | 75 | 194 | 21,400 | 8,300 | W:B |
| 336 | China | Anshan, LN | 1,595,000 | 140 | 363 | 11,400 | 4,400 | C:B |
| 336 | China | Chaozhou, GD | 1,595,000 | 68 | 176 | 23,500 | 9,100 | C:B |
| 338 | Niger | Niamey | 1,590,000 | 50 | 130 | 31,800 | 12,300 | W:B |
| 338 | Russia | Nizhniy Novgorod | 1,590,000 | 320 | 829 | 5,000 | 1,900 | C:B |
| 340 | Sweden | Stockholm | 1,585,000 | 147 | 414 | 10,300 | 3,700 | A:A |
| 340 | Ukraine | Kharkov | 1,585,000 | 152 | 394 | 10,400 | 4,000 | C:B |
| 342 | Spain | Valencia | 1,575,000 | 150 | 389 | 10,500 | 4,100 | C:B |
| 343 | China | Ganzhou, JX | 1,565,000 | 125 | 324 | 12,500 | 4,800 | C:B |
| 344 | India | Jamshedpur, JH | 1,560,000 | 59 | 153 | 26,400 | 10,200 | A:B |
| 344 | United States | Columbus, OH | 1,560,000 | 510 | 1,321 | 2,700 | 1,000 | A:A |
| 344 | Venezuela | Valencia | 1,560,000 | 140 | 363 | 11,100 | 4,300 | C:B |
| 347 | Indonesia | Makassar | 1,555,000 | 69 | 179 | 22,500 | 8,700 | C:B |
| 348 | Russia | Yekaterinburg | 1,550,000 | 250 | 648 | 6,200 | 2,400 | C:B |
| 349 | China | Nanyang, HEN | 1,540,000 | 85 | 220 | 18,100 | 7,000 | C:B |
| 350 | China | Huainan, AH | 1,535,000 | 124 | 321 | 12,400 | 4,800 | C:B |
| 350 | India | Srinagar, JK | 1,535,000 | 67 | 174 | 22,900 | 8,800 | A:B |

| | | | | | | | | |
|-----|-------------------|----------------------------|-----------|-----|-------|--------|--------|-----|
| 352 | El Salvador | San Salvador | 1,530,000 | 80 | 207 | 19,100 | 7,400 | C:B |
| 352 | Italy | Turin | 1,530,000 | 145 | 376 | 10,600 | 4,100 | C:B |
| 352 | Philippines | Davao City | 1,530,000 | 50 | 130 | 30,600 | 11,800 | C:B |
| 355 | New Zealand | Auckland | 1,525,000 | 210 | 544 | 7,300 | 2,800 | C:B |
| 356 | China | Huangshi, HUB | 1,510,000 | 102 | 264 | 14,800 | 5,700 | C:B |
| 357 | India | Raipur, CH | 1,495,000 | 55 | 142 | 27,200 | 10,500 | A:B |
| 358 | Mexico | Tijuana | 1,485,000 | 160 | 414 | 9,300 | 3,600 | C:B |
| 358 | Myanmar | Mandalay | 1,485,000 | 51 | 132 | 29,100 | 11,200 | C:B |
| 358 | Nigeria | Benin City | 1,485,000 | 175 | 453 | 8,500 | 3,300 | W:B |
| 361 | Portugal | Porto | 1,480,000 | 300 | 777 | 4,900 | 1,900 | C:B |
| 362 | United States | Virginia Beach-Norfolk, VA | 1,475,000 | 515 | 1,334 | 2,800 | 1,100 | A:A |
| 363 | India | Aurangabad, MH | 1,470,000 | 36 | 93 | 40,800 | 15,800 | A:B |
| 363 | Malaysia | Penang | 1,470,000 | 115 | 298 | 12,800 | 4,900 | C:B |
| 365 | Qatar | Doha | 1,465,000 | 225 | 583 | 6,500 | 2,500 | C:B |
| 365 | South Korea | Daejeon | 1,465,000 | 70 | 181 | 20,900 | 8,100 | C:B |
| 365 | Turkey | Gaziantep | 1,465,000 | 65 | 168 | 22,500 | 8,700 | C:B |
| 368 | China | Yangzhou, JS | 1,460,000 | 140 | 363 | 10,400 | 4,000 | C:B |
| 369 | South Korea | Gwangju | 1,455,000 | 71 | 184 | 20,500 | 7,900 | C:B |
| 370 | China | Jiangmen, GD | 1,445,000 | 155 | 401 | 9,300 | 3,600 | L:B |
| 371 | India | Jabalpur, MP | 1,440,000 | 46 | 119 | 31,300 | 12,100 | A:B |
| 372 | Mexico | Ciudad Juarez | 1,435,000 | 140 | 363 | 10,300 | 4,000 | C:B |
| 373 | Argentina | Rosario | 1,430,000 | 120 | 311 | 11,900 | 4,600 | C:B |
| 373 | United States | Milwaukee, WI | 1,430,000 | 546 | 1,414 | 2,500 | 1,000 | A:A |
| 375 | India | Asansol, WB | 1,415,000 | 25 | 65 | 56,600 | 21,900 | A:B |
| 376 | China | Jiaxing, ZJ | 1,410,000 | 70 | 181 | 20,100 | 7,800 | C:B |
| 376 | China | Wenling (Taizhou), ZJ | 1,410,000 | 45 | 117 | 31,300 | 12,100 | C:B |
| 376 | China | Xuzhou, JS | 1,410,000 | 150 | 389 | 9,400 | 3,600 | C:B |
| 379 | Chad | N'Djamena | 1,405,000 | 80 | 207 | 17,600 | 6,800 | W:B |
| 380 | China | Anyang, HEN | 1,400,000 | 95 | 246 | 14,700 | 5,700 | C:B |
| 380 | China | Cixi (Ningbo), ZJ | 1,400,000 | 185 | 479 | 7,600 | 2,900 | L:B |
| 380 | India | Jodhpur, RJ | 1,400,000 | 90 | 233 | 15,600 | 6,000 | A:B |
| 383 | Turkey | Mersin | 1,395,000 | 79 | 205 | 17,700 | 6,800 | C:B |
| 384 | India | Allahabad, UP | 1,385,000 | 48 | 124 | 28,900 | 11,100 | A:B |
| 385 | Armenia | Yerevan | 1,380,000 | 145 | 376 | 9,500 | 3,700 | C:B |
| 385 | Indonesia | Surakarta | 1,380,000 | 80 | 207 | 17,300 | 6,700 | C:B |
| 387 | Czech Republic | Prague | 1,375,000 | 115 | 298 | 12,000 | 4,600 | C:B |
| 387 | Germany | Stuttgart | 1,375,000 | 185 | 479 | 7,400 | 2,900 | C:B |
| 387 | India | Ranchi, JH | 1,375,000 | 54 | 140 | 25,500 | 9,800 | A:B |
| 388 | Japan | Hiroshima | 1,370,000 | 90 | 233 | 15,200 | 5,900 | C:B |
| 390 | Congo (Dem. Rep.) | Kananga | 1,370,000 | 28 | 73 | 48,900 | 18,900 | D:B |
| 392 | China | Xining, QH | 1,365,000 | 73 | 189 | 18,700 | 7,200 | L:B |
| 392 | Japan | Sendai | 1,355,000 | 115 | 298 | 11,800 | 4,500 | C:B |
| 393 | India | Amritsar, PB | 1,360,000 | 59 | 153 | 23,100 | 8,900 | A:B |
| 395 | Bolivia | Cochabamba | 1,345,000 | 98 | 254 | 13,700 | 5,300 | C:B |
| 395 | Saudi Arabia | Medina | 1,345,000 | 210 | 544 | 6,400 | 2,500 | C:B |
| 397 | India | Dhanbad, JH | 1,335,000 | 39 | 101 | 34,200 | 13,200 | A:B |
| 397 | India | Tiruppur, TN | 1,335,000 | 40 | 104 | 33,400 | 12,900 | A:B |
| 399 | China | Zhangjiakou, HEB | 1,330,000 | 50 | 130 | 26,600 | 10,300 | C:B |
| 399 | Iran | Ahvaz | 1,330,000 | 90 | 233 | 14,800 | 5,700 | C:B |
| 401 | Bulgaria | Sofia | 1,325,000 | 80 | 207 | 16,600 | 6,400 | C:B |
| 401 | China | Qiqihaer, HL | 1,325,000 | 75 | 194 | 17,700 | 6,800 | C:B |
| 401 | India | Gwalior, MP | 1,325,000 | 39 | 101 | 34,000 | 13,100 | A:B |
| 401 | Nigeria | Aba | 1,325,000 | 35 | 91 | 37,900 | 14,600 | W:B |
| 401 | Uruguay | Montevideo | 1,325,000 | 120 | 311 | 11,000 | 4,300 | C:B |
| 406 | Canada | Calgary, AB | 1,320,000 | 226 | 586 | 5,500 | 2,100 | A:A |
| 407 | India | Durg-Bhilainagar, CH | 1,315,000 | 50 | 130 | 26,300 | 10,200 | A:B |
| 408 | Denmark | Copenhagen | 1,310,000 | 238 | 616 | 5,200 | 2,000 | A:A |
| 409 | Mongolia | Ulaanbaatar | 1,295,000 | 120 | 311 | 10,800 | 4,200 | C:B |
| 410 | China | Ruian (Wenzhou), ZJ | 1,290,000 | 58 | 150 | 22,200 | 8,600 | C:B |
| 410 | Morocco | Marrakech | 1,290,000 | 43 | 111 | 30,000 | 11,600 | C:B |

| | | | | | | | | |
|-----|-------------------|------------------------|-----------|-----|-------|--------|--------|-----|
| 412 | Brazil | Vittoria | 1,280,000 | 130 | 337 | 9,800 | 3,800 | C:B |
| 412 | Honduras | Tegucigalpa | 1,280,000 | 57 | 148 | 22,500 | 8,700 | C:B |
| 412 | Kenya | Mombasa | 1,280,000 | 33 | 85 | 38,800 | 15,000 | D:B |
| 412 | South Africa | Port Elizabeth | 1,280,000 | 150 | 389 | 8,500 | 3,300 | C:B |
| 416 | China | Mianyang, SC | 1,275,000 | 100 | 259 | 12,800 | 4,900 | C:B |
| 416 | China | Nantong, JS | 1,275,000 | 205 | 531 | 6,200 | 2,400 | C:B |
| 418 | Benin | Cotonou | 1,270,000 | 80 | 207 | 15,900 | 6,100 | W:B |
| 418 | China | Xiangyang, HUB | 1,270,000 | 52 | 135 | 24,400 | 9,400 | C:B |
| 418 | Finland | Helsinki | 1,270,000 | 259 | 641 | 4,700 | 1,900 | A:A |
| 418 | Rwanda | Kigali | 1,270,000 | 44 | 114 | 28,900 | 11,100 | C:B |
| 422 | Indonesia | Malang | 1,265,000 | 95 | 246 | 13,300 | 5,100 | C:B |
| 423 | China | Qujing, YN | 1,260,000 | 57 | 148 | 22,100 | 8,500 | C:B |
| 424 | United Kingdom | Glasgow | 1,255,000 | 142 | 368 | 8,500 | 3,300 | A:A |
| 425 | China | Baoding, HEB | 1,250,000 | 150 | 389 | 8,300 | 3,200 | L:B |
| 426 | Turkey | Konya | 1,245,000 | 130 | 337 | 9,600 | 3,700 | C:B |
| 427 | China | Hengyang, HUN | 1,235,000 | 110 | 285 | 11,200 | 4,300 | C:B |
| 427 | Iraq | Irbil | 1,235,000 | 29 | 75 | 42,600 | 16,400 | D:B |
| 429 | Mexico | Torreon | 1,230,000 | 95 | 246 | 12,900 | 5,000 | C:B |
| 429 | Syria | Hama | 1,230,000 | 24 | 62 | 51,300 | 19,800 | D:B |
| 431 | Indonesia | Pekan Baru | 1,225,000 | 92 | 238 | 13,300 | 5,100 | D:B |
| 431 | Viet Nam | Hai Phong | 1,225,000 | 220 | 570 | 5,600 | 2,100 | D:B |
| 433 | Ireland | Dublin | 1,215,000 | 123 | 318 | 9,000 | 3,500 | A:A |
| 433 | United States | Jacksonville, FL | 1,215,000 | 530 | 1,373 | 2,000 | 800 | A:A |
| 435 | China | Qinhuangdao, HEB | 1,210,000 | 170 | 440 | 7,100 | 2,700 | L:B |
| 436 | China | Zhucheng (Weifang), SD | 1,205,000 | 85 | 220 | 14,200 | 5,500 | C:B |
| 436 | China: Taiwan | Tainan | 1,205,000 | 100 | 259 | 12,100 | 4,700 | C:B |
| 436 | Russia | Kazan | 1,205,000 | 170 | 440 | 7,100 | 2,700 | C:B |
| 439 | Morocco | Fez | 1,200,000 | 35 | 91 | 34,300 | 13,200 | C:B |
| 439 | Uzbekistan | Samarkand | 1,200,000 | 195 | 505 | 6,200 | 2,400 | F:B |
| 441 | Australia | Adelaide, SA | 1,195,000 | 323 | 837 | 3,600 | 1,400 | A:A |
| 441 | India | Bareilly, UP | 1,195,000 | 32 | 83 | 37,300 | 14,400 | A:B |
| 443 | India | Chandigarh, CH-HR-PB | 1,190,000 | 100 | 259 | 11,900 | 4,600 | A:B |
| 444 | Indonesia | Batam | 1,185,000 | 90 | 233 | 13,200 | 5,100 | C:B |
| 444 | Indonesia | Cirebon | 1,185,000 | 41 | 106 | 28,900 | 11,200 | C:B |
| 446 | China | Huaibei, AH | 1,180,000 | 35 | 91 | 33,700 | 13,000 | C:B |
| 446 | China | Jieyang, GD | 1,180,000 | 85 | 220 | 13,900 | 5,400 | C:B |
| 446 | Russia | Chelyabinsk | 1,180,000 | 155 | 401 | 7,600 | 2,900 | C:B |
| 449 | China | Dongying, SD | 1,175,000 | 85 | 240 | 13,800 | 4,900 | C:B |
| 449 | Morocco | Tanger | 1,175,000 | 37 | 96 | 31,800 | 12,300 | C:B |
| 451 | Brazil | Sao Luis | 1,170,000 | 320 | 829 | 3,700 | 1,400 | C:B |
| 451 | Congo (Dem. Rep.) | Kisangani | 1,170,000 | 31 | 80 | 37,700 | 14,600 | D:B |
| 451 | India | Mysore, KA | 1,170,000 | 57 | 148 | 20,500 | 7,900 | A:B |
| 451 | Mexico | San Luis Potosí | 1,170,000 | 82 | 212 | 14,300 | 5,500 | C:B |
| 451 | Nigeria | Kaduna | 1,170,000 | 115 | 298 | 10,200 | 3,900 | W:B |
| 456 | Brazil | Natal | 1,165,000 | 95 | 246 | 12,300 | 4,700 | C:B |
| 457 | Venezuela | Maracay | 1,160,000 | 85 | 220 | 13,600 | 5,300 | C:B |
| 458 | China | Changshu (Suzhou), JS | 1,155,000 | 124 | 321 | 9,300 | 3,600 | L:B |
| 458 | India | Kota, RJ | 1,155,000 | 50 | 130 | 23,100 | 8,900 | C:B |
| 458 | India | Tiruchirappalli, TN | 1,155,000 | 33 | 85 | 35,000 | 13,500 | A:B |
| 458 | Russia | Omsk | 1,155,000 | 205 | 531 | 5,600 | 2,200 | C:B |
| 458 | United States | Nashville, TN | 1,155,000 | 563 | 1,458 | 1,700 | 700 | A:A |
| 463 | Iran | Qom | 1,145,000 | 45 | 117 | 25,400 | 9,800 | C:B |
| 464 | China | Zhanjiang, GD | 1,140,000 | 75 | 194 | 15,200 | 5,900 | C:B |
| 464 | India | Aligarh, UP | 1,140,000 | 36 | 93 | 31,700 | 12,200 | A:B |
| 466 | Libya | Tripoli | 1,135,000 | 190 | 492 | 6,000 | 2,300 | D:B |
| 466 | Russia | Samara | 1,135,000 | 95 | 246 | 11,900 | 4,600 | C:B |
| 468 | Canada | Edmonton, AB | 1,130,000 | 221 | 573 | 4,800 | 1,900 | A:A |
| 468 | China | Yancheng, JS | 1,130,000 | 129 | 334 | 8,800 | 3,400 | C:B |
| 468 | Israel | Haifa | 1,130,000 | 55 | 142 | 20,500 | 7,900 | D:B |
| 468 | United States | Memphis, TN-MS-AR | 1,130,000 | 497 | 1,287 | 2,100 | 800 | A:A |

| | | | | | | | | |
|-----|-------------------|-------------------|-----------|-----|-------|--------|--------|-----|
| 472 | India | Moradabad, UP | 1,125,000 | 20 | 52 | 56,300 | 21,700 | A:B |
| 473 | China | Pingdingshan, HEN | 1,120,000 | 70 | 181 | 16,000 | 6,200 | C:B |
| 473 | Japan | Naha | 1,115,000 | 120 | 311 | 9,300 | 3,600 | C:B |
| 473 | Saudi Arabia | Ad-Dammam | 1,120,000 | 450 | 1,166 | 2,500 | 1,000 | C:B |
| 475 | China | Lianyungang, JS | 1,115,000 | 125 | 324 | 8,900 | 3,400 | C:B |
| 477 | India | Guwahati, AS | 1,110,000 | 75 | 194 | 14,800 | 5,700 | A:B |
| 477 | Iraq | Sulaimaniya | 1,110,000 | 30 | 78 | 37,000 | 14,300 | D:B |
| 479 | China | Xiangtan, HUN | 1,105,000 | 87 | 225 | 12,700 | 4,900 | C:B |
| 479 | Georgia | Tblisi | 1,105,000 | 95 | 246 | 11,600 | 4,500 | C:B |
| 479 | Turkey | Kayseri | 1,105,000 | 130 | 337 | 8,500 | 3,300 | C:B |
| 482 | Russia | Ufa | 1,100,000 | 134 | 347 | 8,200 | 3,200 | C:B |
| 482 | Serbia | Belgrade | 1,100,000 | 95 | 246 | 11,600 | 4,500 | C:B |
| 482 | Ukraine | Odessa | 1,100,000 | 140 | 363 | 7,900 | 3,000 | D:B |
| 485 | India | Bhubaneswar, OR | 1,095,000 | 54 | 140 | 20,300 | 7,800 | A:B |
| 485 | Russia | Rostov | 1,095,000 | 145 | 376 | 7,600 | 2,900 | C:B |
| 485 | Spain | Seville | 1,095,000 | 105 | 272 | 10,400 | 4,000 | C:B |
| 488 | China | Zhuzhou, HUN | 1,090,000 | 86 | 223 | 12,700 | 4,900 | C:B |
| 488 | Congo | Pointe Noire | 1,090,000 | 77 | 199 | 14,200 | 5,500 | D:B |
| 488 | Iraq | Basra | 1,090,000 | 38 | 98 | 28,700 | 11,100 | D:B |
| 488 | Mauritania | Nouakchott | 1,090,000 | 67 | 174 | 16,300 | 6,300 | W:B |
| 492 | Argentina | Mendoza | 1,085,000 | 130 | 337 | 8,300 | 3,200 | C:B |
| 492 | Brazil | Joao Pessoa | 1,085,000 | 75 | 194 | 14,500 | 5,600 | C:B |
| 494 | France | Lille | 1,080,000 | 171 | 443 | 6,300 | 2,400 | C:B |
| 494 | India | Salem, TN | 1,080,000 | 41 | 106 | 26,300 | 10,200 | A:B |
| 494 | Philippines | Angeles City | 1,080,000 | 72 | 186 | 15,000 | 5,800 | C:B |
| 497 | Honduras | San Pedro Sula | 1,075,000 | 62 | 161 | 17,300 | 6,700 | C:B |
| 497 | Mexico | Queretaro | 1,075,000 | 140 | 363 | 7,700 | 3,000 | C:B |
| 497 | Turkey | Adana | 1,075,000 | 63 | 163 | 17,100 | 6,600 | C:B |
| 500 | China | Benxi, LN | 1,070,000 | 33 | 85 | 32,400 | 12,500 | C:B |
| 500 | China | Zhenjiang, JS | 1,070,000 | 125 | 324 | 8,600 | 3,300 | C:B |
| 500 | Malawi | Lilongwe | 1,070,000 | 90 | 233 | 11,900 | 4,600 | D:B |
| 500 | Mexico | Merida | 1,070,000 | 95 | 246 | 11,300 | 4,300 | C:B |
| 500 | Russia | Krasnoyarsk | 1,070,000 | 170 | 440 | 6,300 | 2,400 | C:B |
| 500 | Viet Nam | Da Nang | 1,070,000 | 160 | 414 | 6,700 | 2,600 | D:B |
| 506 | Indonesia | Denpasar | 1,065,000 | 69 | 179 | 15,400 | 6,000 | C:B |
| 507 | China | Rizhao, SD | 1,060,000 | 89 | 231 | 11,900 | 4,600 | C:B |
| 507 | Pakistan | Bahawalpur | 1,060,000 | 45 | 117 | 23,600 | 9,100 | D:B |
| 507 | United States | Louisville, KY-IN | 1,060,000 | 477 | 1,235 | 2,000 | 800 | A:A |
| 507 | United States | Richmond, VA | 1,060,000 | 492 | 1,274 | 1,900 | 700 | A:A |
| 511 | China | Kashi, XJ | 1,055,000 | 50 | 130 | 21,100 | 8,100 | C:B |
| 511 | Colombia | Bucaramanga | 1,055,000 | 27 | 70 | 39,100 | 15,100 | C:B |
| 511 | Pakistan | Quetta | 1,055,000 | 75 | 194 | 14,100 | 5,400 | C:B |
| 514 | Algeria | Wahran | 1,050,000 | 59 | 153 | 17,800 | 6,900 | C:B |
| 515 | India | Solapur, MH | 1,040,000 | 25 | 65 | 41,600 | 16,100 | A:B |
| 515 | Laos | Vientiane | 1,040,000 | 50 | 130 | 20,800 | 8,000 | D:B |
| 517 | Mexico | Morelia | 1,035,000 | 72 | 186 | 14,400 | 5,600 | C:B |
| 517 | Russia | Perm | 1,035,000 | 130 | 337 | 8,000 | 3,100 | D:B |
| 517 | Tanzania | Mwanza | 1,035,000 | 44 | 114 | 23,500 | 9,100 | D:B |
| 520 | Belgium | Antwerp | 1,025,000 | 245 | 635 | 4,200 | 1,600 | C:B |
| 520 | Canada | Ottawa, ON-QC | 1,025,000 | 201 | 521 | 4,900 | 1,900 | A:A |
| 520 | China | Yueyang, HUN | 1,025,000 | 80 | 207 | 12,800 | 4,900 | C:B |
| 520 | Congo (Dem. Rep.) | Bukavu | 1,025,000 | 17 | 44 | 60,300 | 23,300 | D:B |
| 520 | India | Jalandhar, PB | 1,025,000 | 55 | 142 | 18,600 | 7,200 | A:B |
| 520 | Russia | Volgograd | 1,025,000 | 260 | 673 | 3,900 | 1,500 | C:B |
| 526 | China | Guilin, GX | 1,020,000 | 41 | 106 | 24,900 | 9,600 | C:B |
| 526 | Norway | Oslo | 1,020,000 | 112 | 290 | 8,300 | 3,200 | A:A |
| 528 | China | Fuzhou, JX | 1,015,000 | 45 | 117 | 22,600 | 8,700 | C:B |
| 528 | Nicaragua | Managua | 1,015,000 | 85 | 220 | 11,900 | 4,600 | C:B |
| 530 | Bangladesh | Khulna | 1,005,000 | 27 | 70 | 37,200 | 14,400 | D:B |
| 530 | China | Fuxin, LN | 1,005,000 | 80 | 207 | 12,600 | 4,900 | C:B |

| | | | | | | | | |
|-----|----------------|-------------------------|-----------|-----|-------|--------|--------|-----|
| 532 | Mexico | Mexicali | 1,000,000 | 89 | 231 | 11,200 | 4,300 | C:B |
| 532 | South Korea | Changwon | 1,000,000 | 40 | 104 | 25,000 | 9,700 | C:B |
| 532 | Yemen | Aden | 1,000,000 | 70 | 181 | 14,300 | 5,500 | C:B |
| 535 | Brazil | Maceio | 995,000 | 55 | 142 | 18,100 | 7,000 | C:B |
| 535 | Indonesia | Bandar Lampung | 995,000 | 41 | 106 | 24,300 | 9,400 | C:B |
| 535 | Iraq | Najaf | 995,000 | 34 | 88 | 29,300 | 11,300 | D:B |
| 538 | Brazil | Teresina | 990,000 | 85 | 220 | 11,600 | 4,500 | D:B |
| 538 | China | Mudanjiang, HL | 990,000 | 54 | 140 | 18,300 | 7,100 | C:B |
| 538 | Turkey | Diyarbakir | 990,000 | 39 | 101 | 25,400 | 9,800 | D:B |
| 540 | France | Nice | 955,000 | 287 | 744 | 3,300 | 1,300 | C:B |
| 541 | China | Weihai, SD | 985,000 | 65 | 168 | 15,200 | 5,900 | C:B |
| 541 | China | Yichang, HUB | 985,000 | 50 | 130 | 19,700 | 7,600 | C:B |
| 541 | France | Toulouse | 985,000 | 313 | 811 | 3,100 | 1,200 | C:B |
| 541 | Venezuela | Barquisimeto | 985,000 | 75 | 194 | 13,100 | 5,100 | C:B |
| 545 | France | Bordeaux | 980,000 | 314 | 812 | 3,100 | 1,200 | C:B |
| 545 | Iran | Kermanshah | 980,000 | 40 | 104 | 24,500 | 9,500 | C:B |
| 545 | United States | Hartford, CT | 980,000 | 516 | 1,336 | 1,800 | 700 | A:A |
| 545 | Viet Nam | Vung Tau | 980,000 | 100 | 259 | 9,800 | 3,800 | C:B |
| 549 | China | Yichun, JX | 975,000 | 47 | 122 | 20,700 | 8,000 | C:B |
| 550 | China | Bengbu, AH | 970,000 | 130 | 337 | 7,500 | 2,900 | C:B |
| 550 | China | Fuqing (Fuzhou), FJ | 970,000 | 130 | 337 | 7,500 | 2,900 | L:B |
| 550 | China | Linfen, SAX | 970,000 | 48 | 124 | 20,200 | 7,800 | C:B |
| 550 | China | Suzhou, AN | 970,000 | 63 | 163 | 15,400 | 5,900 | C:B |
| 550 | United States | New Orleans, LA | 970,000 | 251 | 650 | 3,600 | 1,400 | A:A |
| 554 | Japan | Hamamatsu | 960,000 | 83 | 215 | 11,600 | 4,500 | C:B |
| 555 | China | Tongliao, NM | 965,000 | 75 | 194 | 12,900 | 5,000 | C:B |
| 556 | Nigeria | Ilorin | 960,000 | 99 | 256 | 9,700 | 3,700 | W:B |
| 558 | China | Chuzhou, AH | 955,000 | 64 | 166 | 14,900 | 5,800 | C:B |
| 558 | China | Dengzhou (Nanyang), HEN | 955,000 | 24 | 62 | 39,800 | 15,400 | C:B |
| 558 | Oman | Muscat | 955,000 | 80 | 207 | 11,900 | 4,600 | D:B |
| 561 | France | Nantes | 930,000 | 453 | 1,173 | 1,900 | 700 | A:A |
| 562 | Burundi | Bujumbura | 950,000 | 47 | 122 | 20,200 | 7,800 | C:B |
| 562 | China | Zigong, SC | 950,000 | 35 | 91 | 27,100 | 10,500 | C:B |
| 562 | United States | Oklahoma City, OK | 950,000 | 411 | 1,064 | 2,100 | 800 | A:A |
| 565 | China | Jining, SD | 945,000 | 73 | 189 | 12,900 | 5,000 | C:B |
| 566 | Indonesia | Tasikmalaya | 940,000 | 24 | 62 | 39,200 | 15,100 | C:B |
| 566 | United States | Tucson, AZ | 940,000 | 353 | 914 | 2,400 | 900 | A:A |
| 568 | China | Chifeng, NM | 935,000 | 65 | 168 | 14,400 | 5,600 | C:B |
| 568 | China | Laiwu, SD | 935,000 | 118 | 306 | 7,900 | 3,100 | C:B |
| 568 | China | Maanshan, AH | 935,000 | 75 | 194 | 12,500 | 4,800 | C:B |
| 568 | China | Shenzgezhen, JS-ZJ | 935,000 | 70 | 181 | 13,400 | 5,200 | C:B |
| 572 | China | Taizhou, JS | 930,000 | 85 | 220 | 10,900 | 4,200 | C:B |
| 572 | Indonesia | Padang | 930,000 | 39 | 101 | 23,800 | 9,200 | C:B |
| 572 | Russia | Voronezh | 930,000 | 61 | 158 | 15,200 | 5,900 | C:B |
| 572 | Ukraine | Dnipropetrovsk | 930,000 | 310 | 803 | 3,000 | 1,200 | C:B |
| 577 | Brazil | Florianopolis | 925,000 | 70 | 181 | 13,200 | 5,100 | C:B |
| 577 | Colombia | Cartagena | 925,000 | 36 | 93 | 25,700 | 9,900 | C:B |
| 577 | Eritrea | Asmara | 925,000 | 25 | 65 | 37,000 | 14,300 | D:B |
| 577 | India | Siliguri, WB | 925,000 | 17 | 44 | 54,400 | 21,000 | A:B |
| 577 | India | Warangal, AP | 925,000 | 34 | 88 | 27,200 | 10,500 | A:B |
| 577 | Kazakhstan | Astana | 925,000 | 70 | 181 | 13,200 | 5,100 | C:B |
| 577 | Kyrgyzstan | Bishkek | 925,000 | 100 | 259 | 9,300 | 3,600 | D:B |
| 584 | China | Jiaozuo, HEN | 920,000 | 105 | 272 | 8,800 | 3,400 | C:B |
| 585 | Turkey | Antalya | 915,000 | 70 | 181 | 13,100 | 5,000 | C:B |
| 585 | United Kingdom | Southampton-Portsmouth | 915,000 | 74 | 192 | 11,500 | 4,500 | A:A |
| 585 | United States | Buffalo, NY | 915,000 | 380 | 984 | 2,500 | 1,000 | A:A |
| 585 | United States | McAllen, TX | 915,000 | 358 | 927 | 2,000 | 800 | A:A |
| 589 | Chile | Valparaiso-Vina del Mar | 910,000 | 60 | 155 | 15,200 | 5,900 | C:B |
| 589 | China | Danyang (Zhenjiang), JS | 910,000 | 28 | 73 | 32,500 | 12,500 | C:B |
| 589 | China | Jiamusi, HL | 910,000 | 56 | 145 | 16,300 | 6,300 | C:B |

| | | | | | | | | |
|-----|----------------------|---------------------------|---------|-----|-------|--------|--------|-----|
| 589 | China | Tengzhou (Zhaozhuang), SD | 910,000 | 44 | 114 | 20,700 | 8,000 | C:B |
| 589 | India | Saharanpur, UP | 910,000 | 21 | 54 | 43,300 | 16,700 | A:B |
| 589 | Indonesia | Samarinda | 910,000 | 40 | 104 | 22,800 | 8,800 | C:B |
| 589 | Malawi | Blantyre | 910,000 | 80 | 207 | 11,400 | 4,400 | D:B |
| 589 | South Korea | Ulsan | 910,000 | 65 | 168 | 14,000 | 5,400 | C:B |
| 597 | Tajikistan | Dushanbe | 905,000 | 97 | 251 | 9,300 | 3,600 | D:B |
| 597 | United States | El Paso, TX-NM | 905,000 | 251 | 650 | 3,200 | 1,200 | A:A |
| 599 | Peru | Arequipa | 900,000 | 75 | 194 | 12,000 | 4,600 | D:B |
| 599 | Somalia | Hargeysa | 900,000 | 25 | 65 | 36,000 | 13,900 | D:B |
| 599 | United Kingdom | Liverpool | 900,000 | 77 | 200 | 11,200 | 4,300 | A:A |
| 602 | China | Kaifeng, HEN | 895,000 | 90 | 233 | 9,900 | 3,800 | L:B |
| 602 | China | Tongxiang (Jiaxing), ZJ | 895,000 | 37 | 96 | 24,200 | 9,300 | C:B |
| 602 | Mexico | Chihuahua | 895,000 | 100 | 259 | 9,000 | 3,500 | C:B |
| 605 | China | Changzhi, SAX | 890,000 | 65 | 168 | 13,700 | 5,300 | C:B |
| 605 | Israel | Jerusalem | 890,000 | 90 | 233 | 9,900 | 3,800 | D:B |
| 605 | Senegal | Touba | 890,000 | 55 | 142 | 16,200 | 6,200 | W:B |
| 608 | Burkina Faso | Bobo-Dioulasso | 885,000 | 39 | 101 | 22,700 | 8,800 | W:B |
| 608 | China | Taian, SD | 885,000 | 100 | 259 | 8,900 | 3,400 | C:B |
| 610 | India | Dehradun, UK | 880,000 | 55 | 142 | 16,000 | 6,200 | A:B |
| 611 | Mexico | Cuernavaca | 875,000 | 80 | 207 | 10,900 | 4,200 | C:B |
| 611 | Russia | Krasnodar | 875,000 | 70 | 181 | 12,500 | 4,800 | C:B |
| 611 | Thailand | Phuket | 875,000 | 47 | 122 | 18,600 | 7,200 | C:B |
| 611 | Ukraine | Donetsk | 875,000 | 260 | 673 | 3,400 | 1,300 | C:B |
| 615 | Central African Rep. | Bangui | 870,000 | 43 | 111 | 20,200 | 7,800 | D:B |
| 615 | China | Panzhuhua, SC | 870,000 | 45 | 117 | 19,300 | 7,500 | C:B |
| 615 | Congo (Dem. Rep.) | Butembo | 870,000 | 31 | 80 | 28,100 | 10,800 | C:B |
| 615 | Italy | Bergamo | 870,000 | 100 | 259 | 8,700 | 3,400 | D:B |
| 619 | Brazil | Campo Grande | 865,000 | 110 | 285 | 7,900 | 3,000 | C:B |
| 619 | China | Quzhou, ZJ | 865,000 | 74 | 192 | 11,700 | 4,500 | C:B |
| 619 | United States | Honolulu, HI | 865,000 | 170 | 440 | 4,700 | 1,800 | A:A |
| 622 | Japan | Niigata | 855,000 | 99 | 256 | 8,600 | 3,300 | C:B |
| 622 | Mexico | Hermosillo | 860,000 | 80 | 207 | 10,800 | 4,200 | C:B |
| 622 | United States | Albuquerque, NM | 860,000 | 251 | 650 | 3,000 | 1,100 | A:A |
| 624 | Congo (Dem. Rep.) | Tshikapa | 855,000 | 13 | 34 | 65,800 | 25,400 | D:B |
| 624 | Mexico | Aguascalientes | 855,000 | 77 | 199 | 11,100 | 4,300 | C:B |
| 624 | Poland | Gdansk | 855,000 | 125 | 324 | 6,800 | 2,600 | C:B |
| 628 | China | Dandong, LN | 850,000 | 60 | 155 | 14,200 | 5,500 | C:B |
| 628 | China | Luzhou, SC | 850,000 | 45 | 117 | 18,900 | 7,300 | C:B |
| 628 | Nigeria | Jos | 850,000 | 71 | 184 | 12,000 | 4,600 | W:B |
| 631 | Greece | Thessaloniki | 845,000 | 87 | 225 | 9,700 | 3,800 | C:B |
| 632 | Chile | Concepcion | 840,000 | 70 | 181 | 12,000 | 4,600 | C:B |
| 632 | China | Chengde, HEB | 840,000 | 45 | 117 | 18,700 | 7,200 | C:B |
| 632 | China | Shiyan, HUB | 840,000 | 75 | 194 | 11,200 | 4,300 | C:B |
| 632 | Nigeria | Owerri | 840,000 | 50 | 130 | 16,800 | 6,500 | W:B |
| 632 | Peru | Trujillo | 840,000 | 38 | 98 | 22,100 | 8,500 | D:B |
| 632 | Sudan | Nyala | 840,000 | 41 | 106 | 20,500 | 7,900 | C:B |
| 638 | China | Baoji, SAA | 835,000 | 64 | 166 | 13,000 | 5,000 | L:B |
| 638 | Italy | Florence | 835,000 | 85 | 220 | 9,800 | 3,800 | C:B |
| 638 | Kazakhstan | Shimkent | 835,000 | 150 | 389 | 5,600 | 2,100 | D:B |
| 641 | Brazil | Aracaju | 830,000 | 45 | 117 | 18,400 | 7,100 | C:B |
| 641 | China | Chenzhou, HUN | 830,000 | 52 | 135 | 16,000 | 6,200 | C:B |
| 641 | China | Panjin, LN | 830,000 | 115 | 298 | 7,200 | 2,800 | C:B |
| 644 | China | Haining (Jiaxing), ZJ | 825,000 | 52 | 135 | 15,900 | 6,100 | C:B |
| 645 | China | Sanmenxia, HEN-SAX | 820,000 | 61 | 158 | 13,400 | 5,200 | C:B |
| 645 | China | Xingtai, HEB | 820,000 | 45 | 117 | 18,200 | 7,000 | C:B |
| 645 | India | Guntur, AP | 820,000 | 22 | 57 | 37,300 | 14,400 | A:B |
| 648 | Mexico | Veracruz | 815,000 | 63 | 163 | 12,900 | 5,000 | C:B |
| 648 | Nigeria | Maiduguri | 815,000 | 60 | 155 | 13,600 | 5,200 | W:B |
| 648 | United States | Birmingham, AL | 815,000 | 530 | 1,373 | 1,400 | 500 | A:A |
| 651 | China | Anqiu (Weifang), SD | 810,000 | 36 | 93 | 22,500 | 8,700 | C:B |

| | | | | | | | | |
|-----|----------------------|-----------------------|---------|-----|-----|--------|--------|-----|
| 651 | China | Liaoyang, LN | 810,000 | 50 | 130 | 16,200 | 6,300 | C:B |
| 651 | China | Puyang, HEN | 810,000 | 46 | 119 | 17,600 | 6,800 | C:B |
| 651 | Turkmenistan | Ashgabat | 810,000 | 47 | 122 | 17,200 | 6,700 | D:B |
| 651 | United Kingdom | Newcastle upon Tyne | 810,000 | 70 | 181 | 11,100 | 4,300 | A:A |
| 656 | China | Heze, SD | 805,000 | 81 | 210 | 9,900 | 3,800 | C:B |
| 656 | China | Jingzhou, HUB | 805,000 | 60 | 155 | 13,400 | 5,200 | C:B |
| 656 | China | Liupanshui, GZ | 805,000 | 35 | 91 | 23,000 | 8,900 | C:B |
| 656 | Saudi Arabia | Taif | 805,000 | 55 | 142 | 14,600 | 5,700 | C:B |
| 656 | Switzerland | Zurich | 805,000 | 95 | 246 | 8,500 | 3,300 | C:B |
| 656 | United States | Omaha, NE-IA | 805,000 | 271 | 702 | 2,700 | 1,000 | A:A |
| 662 | Brazil | Jundiai | 800,000 | 120 | 311 | 6,700 | 2,600 | C:B |
| 662 | Mexico | Saltillo | 800,000 | 105 | 272 | 7,600 | 2,900 | C:B |
| 662 | Syria | Lattakia | 800,000 | 16 | 41 | 50,000 | 19,300 | D:B |
| 665 | China | Xintai, SD | 795,000 | 67 | 174 | 11,900 | 4,600 | C:B |
| 665 | Colombia | Cucuta | 795,000 | 46 | 119 | 17,300 | 6,700 | C:B |
| 665 | India | Puducherry, PY | 795,000 | 32 | 83 | 24,800 | 9,600 | A:B |
| 665 | Nigeria | Warri | 795,000 | 55 | 142 | 14,500 | 5,600 | W:B |
| 665 | Russia | Saratov | 795,000 | 87 | 225 | 9,100 | 3,500 | C:B |
| 665 | Saudi Arabia | Hufuf-Mubarraz | 795,000 | 105 | 272 | 7,600 | 2,900 | D:B |
| 671 | China | Luohe, HEN | 790,000 | 60 | 155 | 13,200 | 5,100 | C:B |
| 671 | Mexico | Acapulco | 790,000 | 46 | 119 | 17,200 | 6,600 | C:B |
| 673 | China | Korla, XJ | 785,000 | 110 | 285 | 7,100 | 2,800 | C:B |
| 673 | China | Nanchong, SC | 785,000 | 53 | 137 | 14,800 | 5,700 | C:B |
| 673 | Iran | Urmia | 785,000 | 34 | 88 | 23,100 | 8,900 | D:B |
| 673 | Malaysia | Ipoh | 785,000 | 100 | 259 | 7,900 | 3,000 | D:B |
| 673 | Mexico | Cancun | 785,000 | 77 | 199 | 10,200 | 3,900 | C:B |
| 678 | China | Dali, YN | 780,000 | 185 | 479 | 4,200 | 1,600 | C:B |
| 678 | China | Pinghu (Jiaxing), ZJ | 780,000 | 46 | 119 | 17,000 | 6,500 | C:B |
| 678 | China | Shangqiu, HEN | 780,000 | 70 | 181 | 11,100 | 4,300 | C:B |
| 678 | United Kingdom | Nottingham | 780,000 | 68 | 176 | 10,700 | 4,100 | A:A |
| 678 | Yemen | Ta'izz | 780,000 | 46 | 119 | 17,000 | 6,500 | D:B |
| 683 | Libya | Banghazi | 775,000 | 90 | 233 | 8,600 | 3,300 | D:B |
| 683 | Nigeria | Enugu | 775,000 | 30 | 78 | 25,800 | 10,000 | W:B |
| 683 | United Arab Emirates | Al Ain | 775,000 | 180 | 466 | 4,300 | 1,700 | L:B |
| 686 | China | Yangquan, SAX | 770,000 | 57 | 148 | 13,500 | 5,200 | C:B |
| 686 | Libya | Misratah | 770,000 | 85 | 220 | 9,100 | 3,500 | D:B |
| 686 | Nigeria | Zaria | 770,000 | 34 | 88 | 22,600 | 8,700 | W:B |
| 686 | Philippines | Zamboanga | 770,000 | 21 | 54 | 36,700 | 14,200 | C:B |
| 686 | Syria | Al-Raqqa | 770,000 | 12 | 31 | 64,200 | 24,800 | D:B |
| 691 | Brazil | Cuiaba | 765,000 | 140 | 363 | 5,500 | 2,100 | C:B |
| 691 | China | Loudi, HUN | 765,000 | 22 | 57 | 34,800 | 13,400 | C:B |
| 691 | China | Weinan, SAA | 765,000 | 38 | 98 | 20,100 | 7,800 | C:B |
| 691 | China | Xinyu, JX | 765,000 | 51 | 132 | 15,000 | 5,800 | C:B |
| 691 | India | Gorakhpur, UP | 765,000 | 21 | 54 | 36,400 | 14,100 | A:B |
| 691 | Pakistan | Sargodha | 765,000 | 20 | 52 | 38,300 | 14,800 | D:B |
| 691 | Saudi Arabia | Khamis Mushayt | 765,000 | 225 | 583 | 3,400 | 1,300 | C:B |
| 691 | Spain | Bilbao | 765,000 | 50 | 130 | 15,300 | 5,900 | C:B |
| 699 | Brazil | Sorocaba | 760,000 | 110 | 285 | 6,900 | 2,700 | D:B |
| 699 | China | Binzhou, SD | 760,000 | 80 | 207 | 9,500 | 3,700 | C:B |
| 699 | China | Dongsheng (Ordos), NM | 760,000 | 50 | 130 | 15,200 | 5,900 | C:B |
| 699 | China | Shuozhou, SA | 760,000 | 37 | 96 | 20,500 | 7,900 | C:B |
| 699 | India | Bikaner, RJ | 760,000 | 25 | 65 | 30,400 | 11,700 | A:B |
| 699 | Poland | Krakow | 760,000 | 85 | 220 | 8,900 | 3,500 | D:B |
| 703 | Japan | Fuji | 755,000 | 130 | 337 | 5,800 | 2,200 | C:B |
| 705 | China | Langfang, HEB-TJ-BJ | 755,000 | 77 | 199 | 9,800 | 3,800 | C:B |
| 705 | Gabon | Libreville | 755,000 | 73 | 189 | 10,300 | 4,000 | D:B |
| 705 | Germany | Dresden | 755,000 | 105 | 272 | 7,200 | 2,800 | C:B |
| 705 | Malaysia | Kuching | 755,000 | 70 | 181 | 10,800 | 4,200 | C:B |
| 705 | Venezuela | Barcelona | 755,000 | 49 | 127 | 15,400 | 5,900 | C:B |
| 711 | China | Ezhou, HUB | 750,000 | 74 | 192 | 10,100 | 3,900 | C:B |

| | | | | | | | | |
|-----|----------------|-----------------------|---------|-----|-----|--------|--------|-----|
| 711 | China | Jinhua, ZJ | 750,000 | 72 | 186 | 10,400 | 4,000 | C:B |
| 711 | China | Yixing (Wuxi), JS | 750,000 | 45 | 117 | 16,700 | 6,400 | C:B |
| 711 | China | Yuncheng, SAX | 750,000 | 75 | 194 | 10,000 | 3,900 | C:B |
| 715 | China | Yangjiang, GD | 745,000 | 70 | 181 | 10,600 | 4,100 | C:B |
| 715 | Tanzania | Zanzibar | 745,000 | 25 | 65 | 29,800 | 11,500 | C:B |
| 717 | Argentina | Tucuman | 740,000 | 90 | 233 | 8,200 | 3,200 | C:B |
| 717 | China | Jiujiang, JX | 740,000 | 83 | 215 | 8,900 | 3,400 | C:B |
| 717 | China | Shizuishan, NX | 740,000 | 90 | 233 | 8,200 | 3,200 | C:B |
| 717 | India | Amravati, MH | 740,000 | 26 | 67 | 28,500 | 11,000 | A:B |
| 717 | India | Cuttack, OR | 740,000 | 20 | 52 | 37,000 | 14,300 | A:B |
| 717 | Jordan | Irbid | 740,000 | 80 | 207 | 9,300 | 3,600 | C:B |
| 717 | Tunisia | Sfax | 740,000 | 77 | 199 | 9,600 | 3,700 | D:B |
| 717 | United States | Dayton, OH | 740,000 | 351 | 909 | 2,100 | 800 | A:A |
| 717 | United States | Rochester, NY | 740,000 | 324 | 839 | 2,200 | 900 | A:A |
| 717 | Venezuela | Ciudad Guayana | 740,000 | 95 | 246 | 7,800 | 3,000 | D:B |
| 725 | Japan | Otsu | 735,000 | 90 | 233 | 8,200 | 3,200 | C:B |
| 727 | Brazil | Blumenau | 735,000 | 40 | 104 | 18,400 | 7,100 | C:B |
| 727 | Brazil | Sao Jose dos Campos | 735,000 | 90 | 233 | 8,200 | 3,200 | C:B |
| 727 | Canada | Winnipeg, MB | 735,000 | 133 | 344 | 5,400 | 2,100 | A:A |
| 727 | China | Yulin, GX | 735,000 | 45 | 117 | 16,300 | 6,300 | C:B |
| 727 | Nigeria | Osogbo | 735,000 | 40 | 104 | 18,400 | 7,100 | W:B |
| 727 | Ukraine | Zaporizhzhya | 735,000 | 100 | 259 | 7,400 | 2,800 | D:B |
| 727 | United States | Allentown, PA-NJ | 735,000 | 346 | 896 | 1,900 | 700 | A:A |
| 727 | United States | Cape Coral, FL | 735,000 | 330 | 855 | 1,600 | 600 | A:A |
| 727 | United States | Fresno, CA | 735,000 | 171 | 443 | 3,800 | 1,500 | A:A |
| 737 | China | Shaoyang, HUN | 730,000 | 50 | 130 | 14,600 | 5,600 | C:B |
| 737 | Iraq | Karbala | 730,000 | 23 | 60 | 31,700 | 12,300 | D:B |
| 737 | Italy | Palermo | 730,000 | 68 | 176 | 10,700 | 4,100 | C:B |
| 737 | Spain | Zaragoza | 730,000 | 57 | 148 | 12,800 | 4,900 | C:B |
| 737 | United States | Tulsa, OK | 730,000 | 336 | 870 | 1,900 | 800 | A:A |
| 742 | China | Wanzhou, CQ | 725,000 | 31 | 80 | 23,400 | 9,000 | C:B |
| 742 | China | Yuyao (Ningbo), ZJ | 725,000 | 47 | 122 | 15,400 | 6,000 | L:B |
| 742 | India | Agartala, TR | 725,000 | 30 | 78 | 24,200 | 9,300 | A:B |
| 742 | Italy | Catania | 725,000 | 95 | 246 | 7,600 | 2,900 | C:B |
| 742 | South Africa | Vereeniging | 725,000 | 130 | 337 | 5,600 | 2,200 | C:B |
| 742 | Turkey | Eskisehir | 725,000 | 48 | 124 | 15,100 | 5,800 | C:B |
| 742 | United Kingdom | Sheffield | 725,000 | 65 | 167 | 10,600 | 4,100 | A:A |
| 749 | Brazil | Londrina | 720,000 | 70 | 181 | 10,300 | 4,000 | C:B |
| 749 | Canada | Québec, QC | 720,000 | 165 | 428 | 4,300 | 1,600 | A:A |
| 749 | China | Xuancheng, AN | 720,000 | 46 | 119 | 15,700 | 6,000 | C:B |
| 749 | China | Zhangqiu (Jinan), SD | 720,000 | 41 | 106 | 17,600 | 6,800 | C:B |
| 749 | Mozambique | Nampula | 720,000 | 25 | 65 | 28,800 | 11,100 | D:B |
| 749 | Spain | Malaga | 720,000 | 52 | 135 | 13,800 | 5,300 | C:B |
| 749 | Ukraine | Lviv | 720,000 | 75 | 194 | 9,600 | 3,700 | C:B |
| 749 | Viet Nam | Hue | 720,000 | 60 | 155 | 12,000 | 4,600 | C:B |
| 755 | Japan | Kumamoto | 715,000 | 50 | 130 | 14,300 | 5,500 | C:B |
| 757 | China | Bozhou, AH | 715,000 | 32 | 83 | 22,300 | 8,600 | C:B |
| 757 | China | Jinzhou, LN | 715,000 | 55 | 142 | 13,000 | 5,000 | C:B |
| 760 | China | Fuyang (Hangzhou), ZJ | 710,000 | 44 | 114 | 16,100 | 6,200 | C:B |
| 760 | China | Guigang, GX | 710,000 | 36 | 93 | 19,700 | 7,600 | C:B |
| 760 | China | Haicheng (Anshan), LN | 710,000 | 40 | 104 | 17,800 | 6,900 | C:B |
| 760 | Germany | Hannover | 710,000 | 110 | 285 | 6,500 | 2,500 | C:B |
| 760 | India | Belgaum, KA | 710,000 | 28 | 73 | 25,400 | 9,800 | A:B |
| 760 | India | Jammu, JK | 710,000 | 27 | 70 | 26,300 | 10,200 | A:B |
| 760 | India | Nellore, AP | 710,000 | 20 | 52 | 35,500 | 13,700 | A:B |
| 760 | United States | Sarasota, FL | 710,000 | 327 | 847 | 2,000 | 800 | A:A |
| 766 | Japan | Nagano | 705,000 | 110 | 285 | 6,400 | 2,500 | C:B |
| 768 | Angola | Lubango | 705,000 | 84 | 218 | 8,400 | 3,200 | C:B |
| 768 | Bangladesh | Sylhet | 705,000 | 19 | 49 | 37,100 | 14,300 | C:B |
| 768 | China | Gaomi (Weifang), SD | 705,000 | 105 | 272 | 6,700 | 2,600 | C:B |

| | | | | | | | | |
|-----|--------------------|-------------------------|---------|-----|-------|--------|--------|-----|
| 768 | China | Hegang, HL | 705,000 | 45 | 117 | 15,700 | 6,000 | C:B |
| 768 | China | Qitaihe, HL | 705,000 | 46 | 119 | 15,300 | 5,900 | C:B |
| 768 | India | Mangalore, KA | 705,000 | 60 | 155 | 11,800 | 4,500 | A:B |
| 768 | Netherlands | Utrecht | 705,000 | 110 | 285 | 6,400 | 2,500 | C:B |
| 774 | Japan | Okayama | 700,000 | 75 | 194 | 9,300 | 3,600 | C:B |
| 776 | China | Changde, HUN | 700,000 | 50 | 130 | 14,000 | 5,400 | C:B |
| 776 | Croatia | Zagreb | 700,000 | 72 | 186 | 9,700 | 3,800 | C:B |
| 776 | Egypt | Port Said | 700,000 | 16 | 41 | 43,800 | 16,900 | D:B |
| 776 | Iraq | Kirkuk | 700,000 | 32 | 83 | 21,900 | 8,400 | D:B |
| 781 | India | Bhavnagar, GJ | 695,000 | 25 | 65 | 27,800 | 10,700 | A:B |
| 781 | Indonesia | Banjarmasin | 695,000 | 25 | 65 | 27,800 | 10,700 | C:B |
| 781 | Palestine | Gaza | 695,000 | 17 | 44 | 40,900 | 15,800 | D:B |
| 781 | Russia | Tyumen | 695,000 | 47 | 122 | 14,800 | 5,700 | D:B |
| 781 | Zambia | Kitwe | 695,000 | 72 | 186 | 9,700 | 3,700 | C:B |
| 786 | China | Gongyi (Zhengzhou), HEN | 690,000 | 50 | 130 | 13,800 | 5,300 | C:B |
| 786 | China | Leshan, SC | 690,000 | 30 | 78 | 23,000 | 8,900 | C:B |
| 786 | India | Malegaon, MH | 690,000 | 12 | 31 | 57,500 | 22,200 | A:B |
| 786 | Morocco | Meknes | 690,000 | 35 | 91 | 19,700 | 7,600 | C:B |
| 786 | Russia | Tolyatti | 690,000 | 56 | 145 | 12,300 | 4,800 | C:B |
| 786 | United States | Baton Rouge, LA | 690,000 | 367 | 951 | 1,600 | 600 | A:A |
| 786 | United States | Murrieta, CA | 690,000 | 162 | 420 | 2,700 | 1,100 | A:A |
| 793 | Bangladesh | Bogra | 685,000 | 15 | 39 | 45,700 | 17,600 | D:B |
| 793 | Brazil | Ribeirao Preto | 685,000 | 70 | 181 | 9,800 | 3,800 | C:B |
| 793 | China: Macau SAR | Macau | 685,000 | 10 | 26 | 68,500 | 26,400 | A:B |
| 793 | Philippines | Cagayan de Oro | 685,000 | 27 | 70 | 25,400 | 9,800 | C:B |
| 797 | Poland | Lodz | 680,000 | 70 | 181 | 9,700 | 3,800 | D:B |
| 797 | Ukraine | Kriyyvi Rih | 680,000 | 75 | 194 | 9,100 | 3,500 | D:B |
| 797 | United States | Knoxville, TN | 680,000 | 438 | 1,134 | 1,300 | 500 | A:A |
| 800 | China | Akesu, XJ | 675,000 | 60 | 155 | 11,300 | 4,300 | C:B |
| 800 | China | Pizhou (Xuxhou), JS | 675,000 | 31 | 80 | 21,800 | 8,400 | C:B |
| 800 | China | Yongkang (Jinhua), ZJ | 675,000 | 86 | 223 | 7,800 | 3,000 | C:B |
| 800 | Cote d'Ivoire | Bouake | 675,000 | 38 | 98 | 17,800 | 6,900 | W:B |
| 800 | South Korea | Jeonju | 675,000 | 33 | 85 | 20,500 | 7,900 | D:B |
| 800 | Turkey | Urfa | 675,000 | 25 | 65 | 27,000 | 10,400 | C:B |
| 804 | Japan | Shizuoka | 670,000 | 70 | 181 | 9,600 | 3,700 | C:B |
| 806 | China | Fuyang, AH | 670,000 | 36 | 93 | 18,600 | 7,200 | C:B |
| 806 | China | Liaocheng, SD | 670,000 | 50 | 130 | 13,400 | 5,200 | C:B |
| 806 | China | Xuchang, HEN | 670,000 | 26 | 67 | 25,800 | 9,900 | C:B |
| 806 | Dominican Republic | Santiago | 670,000 | 40 | 104 | 16,800 | 6,500 | C:B |
| 806 | Spain | Las Palmas | 670,000 | 80 | 207 | 8,400 | 3,200 | C:B |
| 806 | United Kingdom | Bristol | 670,000 | 56 | 144 | 11,100 | 4,300 | A:A |
| 813 | China | Dezhou, SD-HEB | 665,000 | 68 | 176 | 9,800 | 3,800 | C:B |
| 813 | China | Maoming, GD | 665,000 | 33 | 85 | 20,200 | 7,800 | C:B |
| 813 | China | Suizhou, HUB | 665,000 | 39 | 101 | 17,100 | 6,600 | C:B |
| 813 | China | Tianmen, HUB | 665,000 | 19 | 49 | 35,000 | 13,500 | C:B |
| 813 | Germany | Nuremberg | 665,000 | 90 | 233 | 7,400 | 2,900 | C:B |
| 813 | India | Cherthala, KL | 665,000 | 20 | 52 | 33,300 | 12,800 | A:B |
| 813 | India | Durgapur, WB | 665,000 | 50 | 130 | 13,300 | 5,100 | A:B |
| 820 | China | Qingyuan, GD | 660,000 | 65 | 168 | 10,200 | 3,900 | C:B |
| 820 | China | Qingzhou (Weifang), SD | 660,000 | 59 | 153 | 11,200 | 4,300 | C:B |
| 820 | India | Hubli, KL | 660,000 | 20 | 52 | 33,000 | 12,700 | F:B |
| 820 | Iran | Yazd | 660,000 | 80 | 207 | 8,300 | 3,200 | C:B |
| 820 | South Korea | Cheongju | 660,000 | 22 | 57 | 30,000 | 11,600 | C:B |
| 820 | United States | Columbia, SC | 660,000 | 380 | 984 | 1,400 | 600 | A:A |
| 820 | United States | Springfield, MA-CT | 660,000 | 349 | 904 | 1,800 | 700 | A:A |
| 825 | Japan | Mito | 655,000 | 125 | 324 | 5,200 | 2,000 | C:B |
| 827 | Albania | Tirana | 655,000 | 43 | 111 | 15,200 | 5,900 | C:B |
| 827 | China | Suqian, JS | 655,000 | 95 | 246 | 6,900 | 2,700 | C:B |
| 827 | India | Jamnagar, GJ | 655,000 | 18 | 47 | 36,400 | 14,000 | A:B |
| 827 | India | Muzaffarnagar, UP | 655,000 | 11 | 28 | 59,500 | 23,000 | A:B |

| | | | | | | | | |
|-----|----------------|-----------------------|---------|-----|-----|--------|--------|-----|
| 827 | United States | Charleston, SC | 655,000 | 293 | 759 | 1,900 | 700 | A:A |
| 833 | China | Chizhou, AN | 650,000 | 41 | 106 | 15,900 | 6,100 | C:B |
| 833 | China | Huaihua, HUN | 650,000 | 52 | 135 | 12,500 | 4,800 | C:B |
| 833 | China | Huludao, LN | 650,000 | 60 | 155 | 10,800 | 4,200 | C:B |
| 836 | Brazil | Uberlandia | 645,000 | 75 | 194 | 8,600 | 3,300 | C:B |
| 836 | China | Laixi (Qingdao), SD | 645,000 | 55 | 142 | 11,700 | 4,500 | C:B |
| 836 | India | Gulbarga, KA | 645,000 | 15 | 39 | 43,000 | 16,600 | A:B |
| 836 | Indonesia | Pontianak | 645,000 | 24 | 62 | 26,900 | 10,400 | D:B |
| 836 | Nigeria | Akure | 645,000 | 45 | 117 | 14,300 | 5,500 | W:B |
| 841 | Germany | Bremen | 640,000 | 105 | 272 | 6,100 | 2,400 | C:B |
| 841 | Mexico | Reynosa | 640,000 | 70 | 181 | 9,100 | 3,500 | C:B |
| 843 | China | Zhoukou, HEN | 635,000 | 39 | 101 | 16,300 | 6,300 | C:B |
| 843 | India | Firozabad, UP | 635,000 | 11 | 28 | 57,700 | 22,300 | A:B |
| 843 | India | Jhansi, UP | 635,000 | 16 | 41 | 39,700 | 15,300 | A:B |
| 843 | Indonesia | Balikpapan | 635,000 | 48 | 124 | 13,200 | 5,100 | C:B |
| 843 | Nigeria | Sokoto | 635,000 | 34 | 88 | 18,700 | 7,200 | W:B |
| 843 | North Korea | Chongjin | 635,000 | 30 | 78 | 21,200 | 8,200 | D:B |
| 843 | Turkey | Izmit | 635,000 | 89 | 231 | 7,100 | 2,800 | C:B |
| 843 | United States | Bakersfield, CA | 635,000 | 138 | 357 | 3,800 | 1,500 | A:A |
| 843 | United States | Colorado Springs, CO | 635,000 | 188 | 487 | 3,000 | 1,100 | A:A |
| 852 | Australia | Gold Coast, QLD-NSW | 630,000 | 250 | 648 | 2,400 | 900 | A:A |
| 852 | China | Deyang, SC | 630,000 | 48 | 124 | 13,100 | 5,100 | C:B |
| 852 | China | Taixing (Taizhou), JS | 630,000 | 34 | 88 | 18,500 | 7,200 | C:B |
| 852 | China | Zhaoqing, GD | 630,000 | 25 | 65 | 25,200 | 9,700 | C:B |
| 852 | Guinea-Bissau | Bissau | 630,000 | 30 | 78 | 21,000 | 8,100 | W:B |
| 852 | India | Bokaro Steel City, JH | 630,000 | 19 | 49 | 33,200 | 12,800 | A:B |
| 852 | Russia | Izhevsk | 630,000 | 55 | 142 | 11,500 | 4,400 | C:B |
| 852 | United Kingdom | Belfast | 630,000 | 62 | 161 | 9,700 | 3,700 | D:A |
| 860 | Argentina | Mar del Plata | 625,000 | 55 | 142 | 11,400 | 4,400 | C:B |
| 860 | China | Cangnan (Wenzhou), ZJ | 625,000 | 33 | 85 | 18,900 | 7,300 | C:B |
| 860 | China | Pingxiang, JX | 625,000 | 25 | 65 | 25,000 | 9,700 | C:B |
| 860 | China | Siping, JL | 625,000 | 41 | 106 | 15,200 | 5,900 | C:B |
| 860 | China | Wuhai, NM | 625,000 | 80 | 207 | 7,800 | 3,000 | C:B |
| 860 | Egypt | Suez | 625,000 | 33 | 85 | 18,900 | 7,300 | D:B |
| 860 | India | Kolhapur, MAH | 625,000 | 24 | 62 | 26,000 | 10,100 | A:B |
| 860 | Mexico | Tuxtla Gutierrez | 625,000 | 54 | 140 | 11,600 | 4,500 | C:B |
| 860 | Pakistan | Sialkot | 625,000 | 20 | 52 | 31,300 | 12,100 | D:B |
| 860 | Poland | Wroclaw | 625,000 | 48 | 124 | 13,000 | 5,000 | C:B |
| 860 | Saudi Arabia | Buraydah | 625,000 | 80 | 207 | 7,800 | 3,000 | D:B |
| 860 | Turkey | Samsun | 625,000 | 38 | 98 | 16,400 | 6,400 | C:B |
| 860 | United States | Albany, NY | 625,000 | 296 | 767 | 2,000 | 800 | A:A |
| 860 | Yemen | Al-Hudaydah | 625,000 | 19 | 49 | 32,900 | 12,700 | D:B |
| 874 | China | Anqing, AH | 620,000 | 40 | 104 | 15,500 | 6,000 | C:B |
| 874 | China | Xinyang, HEN | 620,000 | 29 | 75 | 21,400 | 8,300 | C:B |
| 874 | Germany | Leipzig | 620,000 | 95 | 246 | 6,500 | 2,500 | C:B |
| 874 | India | Raurkela, OR | 620,000 | 33 | 85 | 18,800 | 7,300 | A:B |
| 874 | Pakistan | Sukkur | 620,000 | 17 | 44 | 36,500 | 14,100 | D:B |
| 874 | Russia | Barnaul | 620,000 | 43 | 111 | 14,400 | 5,600 | C:B |
| 874 | Switzerland | Geneva | 620,000 | 70 | 181 | 8,900 | 3,400 | C:B |
| 881 | China | Yiyang, HUN | 615,000 | 20 | 52 | 30,800 | 11,900 | C:B |
| 881 | Germany | Mannheim | 615,000 | 85 | 220 | 7,200 | 2,800 | C:B |
| 881 | India | Ajmer, RJ | 615,000 | 28 | 73 | 22,000 | 8,500 | A:B |
| 881 | India | Erode, TN | 615,000 | 20 | 52 | 30,800 | 11,900 | A:B |
| 881 | India | Tirupati, AP | 615,000 | 23 | 60 | 26,700 | 10,300 | A:B |
| 881 | Italy | Padova | 615,000 | 72 | 186 | 8,500 | 3,300 | D:B |
| 887 | Argentina | Salta | 610,000 | 42 | 109 | 14,500 | 5,600 | C:B |
| 887 | China | Cangzhou, HEB | 610,000 | 92 | 238 | 6,600 | 2,600 | C:B |
| 887 | China | Xiantao, HUB | 610,000 | 35 | 91 | 17,400 | 6,700 | C:B |
| 887 | China | Yibin, SC | 610,000 | 31 | 80 | 19,700 | 7,600 | C:B |
| 887 | China | Zhoushan, ZJ | 610,000 | 50 | 130 | 12,200 | 4,700 | L:B |

| | | | | | | | | |
|-----|---------------|------------------------|---------|-----|-----|--------|--------|-----|
| 887 | India | Kayamkulam, KL | 610,000 | 16 | 41 | 38,100 | 14,700 | A:B |
| 887 | India | Kurnool, AP | 610,000 | 15 | 39 | 40,700 | 15,700 | A:B |
| 887 | Iran | Zahedan | 610,000 | 35 | 91 | 17,400 | 6,700 | C:B |
| 887 | Italy | Genoa | 610,000 | 30 | 78 | 20,300 | 7,900 | C:B |
| 887 | Latvia | Riga | 610,000 | 100 | 259 | 6,100 | 2,400 | D:B |
| 887 | Russia | Irkutsk | 610,000 | 55 | 142 | 11,100 | 4,300 | C:B |
| 887 | Russia | Ulyanovsk | 610,000 | 35 | 91 | 17,400 | 6,700 | C:B |
| 887 | Sweden | Goteborg | 610,000 | 83 | 215 | 7,000 | 2,700 | A:A |
| 900 | China | Laiyang (Yantiai), SD | 605,000 | 47 | 122 | 12,900 | 5,000 | C:B |
| 900 | China | Liyang (Changzhou), JS | 605,000 | 31 | 80 | 19,500 | 7,500 | C:B |
| 900 | China | Renqiu (Cangzhou), HEB | 605,000 | 26 | 67 | 23,300 | 9,000 | C:B |
| 900 | China | Suining, SC | 605,000 | 63 | 163 | 9,600 | 3,700 | C:B |
| 900 | China | Yanshi (Louyang), HEN | 605,000 | 26 | 67 | 23,300 | 9,000 | C:B |
| 900 | India | Nanded Waghala, MH | 605,000 | 17 | 44 | 35,600 | 13,700 | A:B |
| 900 | Iran | Rasht | 605,000 | 24 | 62 | 25,200 | 9,700 | C:B |
| 900 | Malaysia | Seremban | 605,000 | 60 | 155 | 10,100 | 3,900 | C:B |
| 900 | Morocco | Agadir | 605,000 | 45 | 117 | 13,400 | 5,200 | C:B |
| 900 | Syria | Al-Hasakah | 605,000 | 16 | 41 | 37,800 | 14,600 | D:B |
| 910 | Angola | Huambo | 600,000 | 50 | 130 | 12,000 | 4,600 | C:B |
| 910 | China | Jiyuan, HEN | 600,000 | 70 | 181 | 8,600 | 3,300 | C:B |
| 910 | India | Tirunelveli, TN | 600,000 | 29 | 75 | 20,700 | 8,000 | A:B |
| 910 | Israel | Beer Sheba | 600,000 | 21 | 54 | 28,600 | 11,000 | D:B |
| 910 | Mexico | Villahermosa | 600,000 | 44 | 114 | 13,600 | 5,300 | C:B |
| 910 | Russia | Khabarovsk | 600,000 | 75 | 194 | 8,000 | 3,100 | C:B |
| 916 | Brazil | Feira de Santana | 595,000 | 45 | 117 | 13,200 | 5,100 | C:B |
| 916 | China | Jixi, HL | 595,000 | 53 | 137 | 11,200 | 4,300 | C:B |
| 916 | China | Laibin, GX | 595,000 | 43 | 111 | 13,800 | 5,300 | C:B |
| 916 | Mexico | Oaxaca | 595,000 | 84 | 218 | 7,100 | 2,700 | C:B |
| 916 | Moldova | Chisinau | 595,000 | 76 | 197 | 7,800 | 3,000 | C:B |
| 916 | Russia | Vladivostok | 595,000 | 35 | 91 | 17,000 | 6,600 | C:B |
| 916 | United States | Grand Rapids, MI | 595,000 | 281 | 728 | 2,000 | 800 | A:A |
| 923 | Algeria | Constantine | 590,000 | 46 | 119 | 12,800 | 5,000 | C:B |
| 923 | China | Shaoguan, GD | 590,000 | 72 | 186 | 8,200 | 3,200 | C:B |
| 923 | Nigeria | Lokoja | 590,000 | 15 | 39 | 39,300 | 15,200 | W:B |
| 923 | Peru | Chiclayo | 590,000 | 20 | 52 | 29,500 | 11,400 | C:B |
| 923 | Saudi Arabia | Tabuk | 590,000 | 70 | 181 | 8,400 | 3,300 | C:B |
| 925 | Nigeria | Bauchi | 585,000 | 34 | 88 | 17,200 | 6,600 | W:B |
| 928 | China | Anshun, GZ | 585,000 | 26 | 67 | 22,500 | 8,700 | C:B |
| 928 | China | Hebi, HEN | 585,000 | 60 | 155 | 9,800 | 3,800 | C:B |
| 928 | China | Songyuan, JL | 585,000 | 64 | 166 | 9,100 | 3,500 | C:B |
| 928 | Indonesia | Jambi | 585,000 | 30 | 78 | 19,500 | 7,500 | C:B |
| 928 | Iran | Hamadan | 585,000 | 22 | 57 | 26,600 | 10,300 | D:B |
| 928 | Jamaica | Kingston | 585,000 | 40 | 104 | 14,600 | 5,600 | D:B |
| 928 | Russia | Makhachkala | 585,000 | 53 | 137 | 11,000 | 4,300 | C:B |
| 928 | Russia | Yaroslavl | 585,000 | 90 | 233 | 6,500 | 2,500 | C:B |
| 928 | Viet Nam | Nha Trang | 585,000 | 60 | 155 | 9,800 | 3,800 | C:B |
| 929 | France | Toulon | 575,000 | 295 | 764 | 1,900 | 700 | A:A |
| 936 | Japan | Kagoshima | 580,000 | 46 | 119 | 12,600 | 4,900 | C:B |
| 938 | China | Lufeng (Shanwei), GD | 580,000 | 15 | 39 | 38,700 | 14,900 | C:B |
| 938 | Ghana | Sekondi Takoradi | 580,000 | 35 | 91 | 16,600 | 6,400 | W:B |
| 938 | India | Sangali, MH | 580,000 | 18 | 47 | 32,200 | 12,400 | A:B |
| 938 | India | Ujjain, MP | 580,000 | 16 | 41 | 36,300 | 14,000 | A:B |
| 938 | Pakistan | Sheikhupura | 580,000 | 22 | 57 | 26,400 | 10,200 | D:B |
| 938 | Philippines | Bacolod | 580,000 | 32 | 83 | 18,100 | 7,000 | C:B |
| 945 | Bangladesh | Rajshahi | 575,000 | 12 | 31 | 47,900 | 18,500 | C:B |
| 945 | Indonesia | Serang | 575,000 | 25 | 65 | 23,000 | 8,900 | C:B |
| 945 | Philippines | General Santos | 575,000 | 37 | 96 | 15,500 | 6,000 | C:B |
| 945 | Thailand | Chon Buri | 575,000 | 64 | 166 | 9,000 | 3,500 | C:B |
| 950 | Afghanistan | Kandahar | 570,000 | 25 | 65 | 22,800 | 8,800 | C:B |
| 950 | Belarus | Gomel | 570,000 | 77 | 199 | 7,400 | 2,900 | C:B |

| | | | | | | | | |
|------|-------------------|--------------------------|---------|-----|-----|--------|--------|-----|
| 950 | China | Shougang (Weifang), SD | 570,000 | 40 | 104 | 14,300 | 5,500 | C:B |
| 950 | Iran | Kerman | 570,000 | 55 | 142 | 10,400 | 4,000 | C:B |
| 950 | Turkey | Denizli | 570,000 | 40 | 104 | 14,300 | 5,500 | D:B |
| 955 | Angola | Benguela | 565,000 | 40 | 104 | 14,100 | 5,500 | C:B |
| 955 | Belgium | Liege | 565,000 | 110 | 285 | 5,100 | 2,000 | C:B |
| 955 | China | Chaoyang, LN | 565,000 | 70 | 181 | 8,100 | 3,100 | C:B |
| 955 | China | Hengshui, HEB | 565,000 | 65 | 168 | 8,700 | 3,400 | C:B |
| 955 | China | Liaoyuan, JL | 565,000 | 23 | 60 | 24,600 | 9,500 | C:B |
| 955 | Congo (Dem. Rep.) | Likasi | 565,000 | 25 | 65 | 22,600 | 8,700 | D:B |
| 955 | India | Bilaspur, CH | 565,000 | 22 | 57 | 25,700 | 9,900 | A:B |
| 955 | Russia | Tomsk | 565,000 | 40 | 104 | 14,100 | 5,500 | C:B |
| 955 | South Korea | Cheonan | 565,000 | 68 | 176 | 8,300 | 3,200 | C:B |
| 964 | Argentina | Santa Fe | 560,000 | 45 | 117 | 12,400 | 4,800 | C:B |
| 964 | Brazil | Joinville | 560,000 | 70 | 181 | 8,000 | 3,100 | C:B |
| 964 | China | Hami, XJ | 560,000 | 46 | 119 | 12,200 | 4,700 | C:B |
| 964 | China | Wafangdian (Dalian) , LN | 560,000 | 55 | 142 | 10,200 | 3,900 | C:B |
| 964 | China | Xiaoxian (Suzhou), AN | 560,000 | 29 | 75 | 19,300 | 7,500 | C:B |
| 964 | China: Taiwan | Hsinchu | 560,000 | 45 | 117 | 12,400 | 4,800 | C:B |
| 964 | Colombia | Pereira | 560,000 | 17 | 44 | 32,900 | 12,700 | C:B |
| 964 | Congo (Dem. Rep.) | Goma | 560,000 | 37 | 96 | 15,100 | 5,800 | D:B |
| 964 | Djibouti | Djibouti | 560,000 | 18 | 47 | 31,100 | 12,000 | D:B |
| 964 | Gambia | Banjul | 560,000 | 44 | 114 | 12,700 | 4,900 | C:B |
| 964 | Germany | Saarbrücken | 560,000 | 120 | 311 | 4,700 | 1,800 | C:B |
| 964 | India | Mathura, UP | 560,000 | 18 | 47 | 31,100 | 12,000 | A:B |
| 964 | India | Patiala, HR | 560,000 | 35 | 91 | 16,000 | 6,200 | A:B |
| 964 | Iraq | Nasiriyah | 560,000 | 22 | 57 | 25,500 | 9,800 | D:B |
| 964 | Mexico | Durango | 560,000 | 49 | 127 | 11,400 | 4,400 | D:B |
| 979 | Afghanistan | Herat | 555,000 | 19 | 49 | 29,200 | 11,300 | C:B |
| 979 | China | Liu'an, AN | 555,000 | 65 | 168 | 8,500 | 3,300 | C:B |
| 979 | Congo (Dem. Rep.) | Bunia | 555,000 | 17 | 44 | 32,600 | 12,600 | D:B |
| 979 | India | Udaipur, RJ | 555,000 | 28 | 73 | 19,800 | 7,700 | A:B |
| 979 | India | Vellore, TN | 555,000 | 19 | 49 | 29,200 | 11,300 | A:B |
| 979 | Iran | Ardabil | 555,000 | 24 | 62 | 23,100 | 8,900 | C:B |
| 979 | Nigeria | Abeokuta | 555,000 | 24 | 62 | 23,100 | 8,900 | W:B |
| 984 | Japan | Matsuyama | 550,000 | 45 | 117 | 12,200 | 4,700 | C:B |
| 986 | China | Bayan Nur, NM | 550,000 | 52 | 135 | 10,600 | 4,100 | C:B |
| 986 | China | Sanya, HA | 550,000 | 59 | 153 | 9,300 | 3,600 | C:B |
| 986 | China | Zouping (Binzhou), SD | 550,000 | 93 | 241 | 5,900 | 2,300 | C:B |
| 986 | Macedonia | Skopje | 550,000 | 35 | 91 | 15,700 | 6,100 | C:B |
| 986 | Mexico | Culiacán | 550,000 | 68 | 176 | 8,100 | 3,100 | C:B |
| 986 | Mexico | Tampico | 550,000 | 85 | 220 | 6,500 | 2,500 | C:B |
| 986 | Russia | Orenburg | 550,000 | 26 | 67 | 21,200 | 8,200 | C:B |
| 986 | Spain | Palma | 550,000 | 65 | 168 | 8,500 | 3,300 | C:B |
| 986 | Thailand | Udon Thani | 550,000 | 28 | 73 | 19,600 | 7,600 | D:B |
| 986 | Uzbekistan | Namangan | 550,000 | 190 | 492 | 2,900 | 1,100 | D:B |
| 986 | Viet Nam | Can Tho | 550,000 | 25 | 65 | 22,000 | 8,500 | F:B |
| 998 | Brazil | Juiz de Fora | 545,000 | 35 | 91 | 15,600 | 6,000 | D:B |
| 998 | China | Longyan, FJ | 545,000 | 46 | 119 | 11,800 | 4,600 | C:B |
| 998 | China | Neijiang, SC | 545,000 | 21 | 54 | 26,000 | 10,000 | C:B |
| 998 | China | Zhumadian, HEN | 545,000 | 53 | 137 | 10,300 | 4,000 | C:B |
| 998 | Germany | Aachen | 545,000 | 105 | 272 | 5,200 | 2,000 | C:B |
| 998 | India | Gaya, BR | 545,000 | 12 | 31 | 45,400 | 17,500 | A:B |
| 998 | India | Jalgaon, MH | 545,000 | 15 | 39 | 36,300 | 14,000 | A:B |
| 998 | Iran | Arak | 545,000 | 31 | 80 | 17,600 | 6,800 | C:B |
| 998 | Russia | Kemerovo | 545,000 | 41 | 106 | 13,300 | 5,100 | C:B |
| 998 | United Kingdom | Leicester | 545,000 | 42 | 109 | 12,100 | 4,700 | A:A |
| 998 | Zimbabwe | Bulawayo | 545,000 | 90 | 233 | 6,100 | 2,300 | C:B |
| 1009 | China | Tongling, AH | 540,000 | 63 | 163 | 8,600 | 3,300 | C:B |
| 1009 | Colombia | Ibague | 540,000 | 13 | 34 | 41,500 | 16,000 | C:B |
| 1009 | India | Rajahmundry, AP | 540,000 | 21 | 54 | 25,700 | 9,900 | A:B |

| | | | | | | | | |
|------|-------------------|------------------------------|---------|-----|-----|--------|--------|-----|
| 1009 | Iraq | Hillah | 540,000 | 19 | 49 | 28,400 | 11,000 | D:B |
| 1009 | North Korea | Hamhung | 540,000 | 19 | 49 | 28,400 | 11,000 | D:B |
| 1009 | Russia | Novokuznetsk | 540,000 | 41 | 106 | 13,200 | 5,100 | D:B |
| 1009 | South Africa | Bloemfontein | 540,000 | 68 | 176 | 7,900 | 3,100 | D:B |
| 1009 | Switzerland | Basel | 540,000 | 77 | 199 | 7,000 | 2,700 | C:B |
| 1009 | Zambia | Ndola | 540,000 | 36 | 93 | 15,000 | 5,800 | C:B |
| 1014 | France | Grenoble | 525,000 | 198 | 513 | 2,600 | 1,000 | A:A |
| 1018 | China | Feicheng (Taian), SD | 535,000 | 30 | 78 | 17,800 | 6,900 | C:B |
| 1018 | China | Qianjiang, HUB | 535,000 | 24 | 62 | 22,300 | 8,600 | C:B |
| 1018 | China | Tieling, LN | 535,000 | 70 | 181 | 7,600 | 3,000 | C:B |
| 1018 | Egypt | Al Mansurah | 535,000 | 16 | 41 | 33,400 | 12,900 | D:B |
| 1022 | China | Linhai (Taizhou), ZJ | 530,000 | 33 | 85 | 16,100 | 6,200 | C:B |
| 1022 | China | Shuangyashan, HL | 530,000 | 54 | 140 | 9,800 | 3,800 | C:B |
| 1022 | Congo (Dem. Rep.) | Kolwezi | 530,000 | 34 | 88 | 15,600 | 6,000 | D:B |
| 1022 | Egypt | Al Mahallah al Kubra | 530,000 | 14 | 36 | 37,900 | 14,600 | C:B |
| 1022 | India | Imphal, MN | 530,000 | 25 | 65 | 21,200 | 8,200 | A:B |
| 1022 | Italy | Bologna | 530,000 | 60 | 155 | 8,800 | 3,400 | C:B |
| 1022 | Mexico | Xalapa | 530,000 | 29 | 75 | 18,300 | 7,100 | C:B |
| 1022 | Pakistan | Larkana | 530,000 | 12 | 31 | 44,200 | 17,100 | D:B |
| 1022 | Philippines | Iloilo City | 530,000 | 35 | 91 | 15,100 | 5,800 | C:B |
| 1022 | Poland | Poznan | 530,000 | 85 | 220 | 6,200 | 2,400 | D:B |
| 1022 | South Korea | Pohang | 530,000 | 35 | 91 | 15,100 | 5,800 | C:B |
| 1033 | Benin | Porto Novo | 525,000 | 39 | 101 | 13,500 | 5,200 | W:B |
| 1033 | China | Qufu (Jining), SD | 525,000 | 47 | 122 | 11,200 | 4,300 | C:B |
| 1033 | India | Panipat, HR | 525,000 | 25 | 65 | 21,000 | 8,100 | A:B |
| 1033 | Russia | Astrakhan | 525,000 | 46 | 119 | 11,400 | 4,400 | C:B |
| 1033 | South Sudan | Juba | 525,000 | 56 | 145 | 9,400 | 3,600 | F:B |
| 1033 | Spain | Santa Cruz de Tenerife | 525,000 | 42 | 109 | 12,500 | 4,800 | C:B |
| 1033 | Trinidad & Tobago | Port of Spain | 525,000 | 110 | 285 | 4,800 | 1,800 | F:B |
| 1033 | United Kingdom | Edinburgh | 525,000 | 46 | 120 | 10,400 | 4,000 | A:A |
| 1036 | France | Douai-Lens | 510,000 | 187 | 484 | 2,700 | 1,000 | A:A |
| 1038 | Japan | Kanazawa | 520,000 | 53 | 137 | 9,800 | 3,800 | C:B |
| 1042 | China | Zhuji (Shaoxing), ZJ | 520,000 | 52 | 135 | 10,000 | 3,900 | L:B |
| 1042 | India | Thoothukkudi, TN | 520,000 | 50 | 130 | 10,400 | 4,000 | A:B |
| 1042 | Indonesia | Cilegon | 520,000 | 47 | 122 | 11,100 | 4,300 | C:B |
| 1042 | Nigeria | Ogbomosho | 520,000 | 16 | 41 | 32,500 | 12,500 | W:B |
| 1042 | Russia | Naberezhnye Tchelny | 520,000 | 50 | 130 | 10,400 | 4,000 | C:B |
| 1042 | Russia | Ryazan | 520,000 | 50 | 130 | 10,400 | 4,000 | C:B |
| 1049 | Brazil | Maringa | 515,000 | 60 | 155 | 8,600 | 3,300 | C:B |
| 1049 | China | Zhangye, GS | 515,000 | 26 | 67 | 19,800 | 7,600 | C:B |
| 1049 | Lithuania | Vilnius | 515,000 | 85 | 220 | 6,100 | 2,300 | D:B |
| 1049 | Spain | Murcia | 515,000 | 38 | 98 | 13,600 | 5,200 | C:B |
| 1049 | United States | Des Moines, IA | 515,000 | 201 | 521 | 2,200 | 900 | A:A |
| 1049 | United States | Toledo, OH-MI | 515,000 | 240 | 622 | 2,100 | 800 | A:A |
| 1055 | China | Jinghong (Xishuangbanna), YN | 510,000 | 72 | 186 | 7,100 | 2,700 | C:B |
| 1055 | China | Pingdu (Qingdao), SD | 510,000 | 46 | 119 | 11,100 | 4,300 | C:B |
| 1055 | China | Tonghua, JL | 510,000 | 27 | 70 | 18,900 | 7,300 | C:B |
| 1055 | Kazakhstan | Karagandy | 510,000 | 113 | 293 | 4,500 | 1,700 | D:B |
| 1055 | Russia | Penza | 510,000 | 47 | 122 | 10,900 | 4,200 | C:B |
| 1055 | United States | Harrisburg, PA | 510,000 | 260 | 673 | 1,700 | 700 | A:A |
| 1055 | United States | Wichita, KS | 510,000 | 215 | 557 | 2,200 | 800 | A:A |
| 1063 | Bahrain | Al-Manamah | 505,000 | 150 | 389 | 3,400 | 1,300 | C:B |
| 1063 | China | Heyuan, GD | 505,000 | 100 | 259 | 5,100 | 1,900 | C:B |
| 1063 | India | Davanagere, KT | 505,000 | 16 | 41 | 31,600 | 12,200 | A:B |
| 1063 | India | Kakinada, AP | 505,000 | 24 | 62 | 21,000 | 8,100 | A:B |
| 1067 | Brazil | Porto Velho | 500,000 | 33 | 85 | 15,200 | 5,900 | D:B |
| 1067 | China | Dongming (Heze), SD | 500,000 | 50 | 130 | 10,000 | 3,900 | C:B |
| 1067 | China | Linqi (Weifang), SD | 500,000 | 76 | 197 | 6,600 | 2,500 | C:B |
| 1067 | China | Zoucheng (Jining), SD | 500,000 | 40 | 104 | 12,500 | 4,800 | C:B |
| 1067 | South Africa | East London | 500,000 | 65 | 168 | 7,700 | 3,000 | C:B |

| | | | | | | | | |
|------|---------------|--------------|---------|-----|-----|-------|-----|-----|
| 1067 | United States | Palm Bay, FL | 500,000 | 232 | 601 | 2,000 | 800 | A:A |
|------|---------------|--------------|---------|-----|-----|-------|-----|-----|

Base year and base population in Table 5

Density calculation: Where Source = "A:A", base year, otherwise current year

Table 3

BUILT-UP URBAN AREAS BY LAND AREA (URBAN FOOTPRINT): 2019



Urban Areas 500,000 & Over Population

| Rank | Geography | Urban Area | Population Estimate | Land Area | | Population Density | | Basis:Pop: Area |
|------|-----------------|-----------------------------------|---------------------|--------------|-------------------|--------------------|----------------------|-----------------|
| | | | | Square Miles | Square Kilometers | Per Square Mile | Per Square Kilometer | |
| 1 | United States | New York, NY-NJ-CT | 21,045,000 | 4,585 | 11,875 | 4,500 | 1,700 | N:A |
| 2 | United States | Boston-Providence, MA-RI-NH-CT-ME | 7,130,000 | 3,548 | 9,189 | 2,000 | 800 | N:A |
| 3 | Japan | Tokyo-Yokohama | 38,505,000 | 3,175 | 8,223 | 12,100 | 4,700 | C:B |
| 4 | United States | Atlanta, GA | 5,580,000 | 2,817 | 7,296 | 1,700 | 600 | N:A |
| 5 | United States | Chicago, IL-IN-WI | 9,275,000 | 2,647 | 6,856 | 3,400 | 1,300 | N:A |
| 6 | United States | Los Angeles, CA | 15,440,000 | 2,432 | 6,299 | 6,000 | 2,300 | N:A |
| 7 | Russia | Moscow | 16,555,000 | 2,200 | 5,698 | 7,500 | 2,900 | C:B |
| 8 | United States | Washington-Baltimore, DC-VA-MD | 7,515,000 | 2,107 | 5,281 | 3,300 | 1,300 | A:A |
| 9 | United States | Philadelphia, PA-NJ-DE-MD | 5,780,000 | 2,060 | 5,335 | 2,700 | 1,000 | A:A |
| 10 | United States | Dallas-Fort Worth, TX | 6,550,000 | 1,998 | 5,175 | 2,800 | 1,100 | N:A |
| 11 | United States | Houston, TX | 6,315,000 | 1,869 | 4,841 | 2,800 | 1,100 | N:A |
| 12 | China | Beijing, BJ-HEB | 19,430,000 | 1,600 | 4,144 | 12,100 | 4,700 | L:B |
| 12 | United States | Detroit, MI | 4,050,000 | 1,600 | 4,144 | 2,600 | 1,000 | A:A |
| 14 | China | Shanghai, SHG-JS-ZJ | 22,125,000 | 1,550 | 4,015 | 14,300 | 5,500 | L:B |
| 15 | China | Guangzhou-Foshan, GD | 20,130,000 | 1,500 | 3,885 | 13,400 | 5,200 | L:B |
| 16 | Japan | Nagoya | 10,240,000 | 1,430 | 3,704 | 7,200 | 2,800 | C:B |
| 17 | United States | Cleveland, OH | 2,815,000 | 1,364 | 3,533 | 2,100 | 800 | A:A |
| 18 | Indonesia | Jakarta | 34,365,000 | 1,300 | 3,367 | 26,400 | 10,200 | C:B |
| 19 | United States | Phoenix, AZ | 4,480,000 | 1,245 | 3,225 | 3,100 | 1,200 | N:A |
| 20 | Argentina | Buenos Aires | 15,130,000 | 1,240 | 3,212 | 12,200 | 4,700 | C:B |
| 21 | United States | Miami, FL | 5,955,000 | 1,239 | 3,209 | 4,400 | 1,700 | A:A |
| 21 | United States | Seattle, WA | 3,715,000 | 1,239 | 3,209 | 2,800 | 1,100 | N:A |
| 23 | Brazil | Sao Paulo | 20,935,000 | 1,175 | 3,043 | 17,800 | 6,900 | C:B |
| 23 | Thailand | Bangkok | 16,045,000 | 1,175 | 3,043 | 13,700 | 5,300 | C:B |
| 25 | Japan | Osaka-Kobe-Kyoto | 17,150,000 | 1,160 | 3,004 | 14,800 | 5,700 | C:B |
| 26 | United States | Charlotte, NC-SC | 2,440,000 | 1,156 | 2,994 | 1,500 | 600 | A:A |
| 27 | United States | San Francisco-San Jose, CA | 6,100,000 | 1,106 | 2,865 | 5,300 | 2,100 | N:A |
| 28 | France | Paris | 10,960,000 | 1,098 | 2,845 | 9,700 | 3,700 | A:A |
| 29 | China | Tianjin, TJ | 13,035,000 | 1,070 | 2,771 | 12,200 | 4,700 | L:B |
| 30 | South Korea | Seoul-Incheon | 24,315,000 | 1,060 | 2,745 | 22,900 | 8,900 | C:B |
| 31 | Australia | Melbourne, VIC | 4,450,000 | 1,044 | 2,705 | 4,000 | 1,600 | A:A |
| 32 | Germany | Essen-Dusseldorf | 6,660,000 | 1,025 | 2,655 | 6,500 | 2,500 | C:B |
| 33 | United States | Minneapolis-St. Paul, MN-WI | 2,855,000 | 1,022 | 2,647 | 2,600 | 1,000 | A:A |
| 34 | South Africa | Johannesburg-East Rand | 9,335,000 | 1,000 | 2,590 | 9,300 | 3,600 | C:B |
| 35 | United States | St. Louis, MO-IL | 2,295,000 | 978 | 2,533 | 2,300 | 900 | A:A |
| 36 | United States | Tampa-St. Petersburg, FL | 2,745,000 | 957 | 2,479 | 2,600 | 1,000 | A:A |
| 37 | Mexico | Mexico City | 20,395,000 | 915 | 2,370 | 22,300 | 8,600 | C:B |
| 38 | United States | Pittsburgh, PA | 1,725,000 | 905 | 2,344 | 1,900 | 700 | A:A |
| 39 | Canada | Toronto, ON | 6,630,000 | 888 | 2,300 | 7,200 | 2,800 | N:A |
| 40 | US: Puerto Rico | San Juan | 2,125,000 | 867 | 2,246 | 2,500 | 1,000 | A:A |
| 41 | India | Delhi, DL-UP-HR | 28,125,000 | 865 | 2,240 | 32,500 | 12,600 | A:B |
| 42 | Australia | Sydney, NSW | 4,515,000 | 841 | 2,179 | 5,100 | 2,000 | A:A |
| 43 | Malaysia | Kuala Lumpur | 7,860,000 | 835 | 2,163 | 9,400 | 3,600 | C:B |
| 44 | China | Quanzhou, FJ | 6,495,000 | 800 | 2,072 | 8,100 | 3,100 | L:B |
| 45 | United States | Cincinnati, OH-KY-IN | 1,720,000 | 788 | 2,041 | 2,100 | 800 | A:A |
| 46 | Australia | Brisbane, QLD | 2,150,000 | 774 | 2,005 | 2,700 | 1,000 | A:A |
| 47 | United States | Orlando, FL | 2,455,000 | 773 | 2,002 | 2,400 | 900 | N:A |
| 48 | Nigeria | Onitsha | 8,075,000 | 759 | 1,965 | 10,600 | 4,100 | W:B |
| 49 | Nigeria | Lagos | 14,630,000 | 750 | 1,943 | 19,500 | 7,500 | W:B |
| 50 | Brazil | Rio de Janeiro | 12,070,000 | 740 | 1,917 | 16,300 | 6,300 | C:B |
| 50 | Egypt | Cairo | 16,925,000 | 740 | 1,917 | 22,900 | 8,800 | C:B |

| | | | | | | | | |
|-----|----------------------|----------------------------|------------|-----|-------|--------|--------|-----|
| 52 | United States | San Diego, CA | 3,175,000 | 732 | 1,896 | 4,000 | 1,600 | A:A |
| 53 | Italy | Milan | 5,295,000 | 730 | 1,891 | 7,300 | 2,800 | C:B |
| 54 | United States | Kansas City, MO-KS | 1,735,000 | 719 | 1,862 | 2,200 | 900 | A:A |
| 55 | United States | Indianapolis, IN | 1,705,000 | 706 | 1,829 | 2,100 | 800 | A:A |
| 56 | China | Chengdu, SC | 12,160,000 | 700 | 1,813 | 17,400 | 6,700 | L:B |
| 56 | Philippines | Manila | 25,065,000 | 700 | 1,813 | 35,800 | 13,800 | C:B |
| 56 | United States | Raleigh, NC | 1,720,000 | 700 | 1,813 | 1,800 | 700 | N:A |
| 59 | China | Dongguan, GD | 8,410,000 | 675 | 1,748 | 12,500 | 4,800 | L:B |
| 59 | China | Shenzhen, GD | 13,195,000 | 675 | 1,748 | 19,500 | 7,500 | L:B |
| 61 | United Kingdom | London | 10,840,000 | 671 | 1,738 | 14,600 | 5,600 | A:A |
| 62 | United States | Denver, CO | 2,690,000 | 668 | 1,730 | 3,600 | 1,400 | A:A |
| 63 | Australia | Perth, WA | 1,950,000 | 665 | 1,722 | 2,800 | 1,100 | A:A |
| 64 | United States | Salt Lake City, UT | 2,260,000 | 664 | 1,720 | 3,100 | 1,200 | N:A |
| 65 | Iran | Tehran | 14,410,000 | 650 | 1,684 | 22,200 | 8,600 | C:B |
| 66 | Saudi Arabia | Riyadh | 6,050,000 | 640 | 1,658 | 9,500 | 3,600 | C:B |
| 67 | Viet Nam | Ho Chi Minh City | 10,955,000 | 635 | 1,645 | 17,300 | 6,700 | C:B |
| 68 | China | Qingdao, SD | 5,915,000 | 630 | 1,632 | 9,400 | 3,600 | L:B |
| 69 | China | Wuhan, HUB | 8,470,000 | 625 | 1,619 | 13,600 | 5,200 | L:B |
| 70 | China | Zhengzhou, HEN | 7,090,000 | 600 | 1,554 | 11,800 | 4,600 | L:B |
| 71 | United States | San Antonio, TX | 2,130,000 | 597 | 1,546 | 2,900 | 1,100 | A:A |
| 72 | China | Shenyang-Fushun, LN | 7,055,000 | 580 | 1,502 | 12,200 | 4,700 | L:B |
| 72 | United Arab Emirates | Dubai | 3,745,000 | 580 | 1,502 | 6,500 | 2,500 | L:B |
| 74 | China | Chongqing, CQ | 8,300,000 | 575 | 1,489 | 14,400 | 5,600 | L:B |
| 74 | China | Nanjing, JS | 6,125,000 | 575 | 1,489 | 10,700 | 4,100 | L:B |
| 76 | United States | Nashville, TN | 1,155,000 | 563 | 1,458 | 1,700 | 700 | A:A |
| 77 | United States | Milwaukee, WI | 1,430,000 | 546 | 1,414 | 2,500 | 1,000 | A:A |
| 78 | China | Suzhou, JS | 5,250,000 | 530 | 1,373 | 9,900 | 3,800 | L:B |
| 78 | United States | Birmingham, AL | 815,000 | 530 | 1,373 | 1,400 | 500 | A:A |
| 78 | United States | Jacksonville, FL | 1,215,000 | 530 | 1,373 | 2,000 | 800 | A:A |
| 81 | Spain | Madrid | 6,345,000 | 525 | 1,360 | 12,100 | 4,700 | C:B |
| 81 | Turkey | Istanbul | 13,860,000 | 525 | 1,360 | 26,400 | 10,200 | C:B |
| 83 | United States | Portland, OR-WA | 2,060,000 | 524 | 1,357 | 3,500 | 1,400 | A:A |
| 84 | United States | Austin, TX | 1,805,000 | 523 | 1,355 | 2,600 | 1,000 | A:A |
| 85 | Germany | Berlin | 4,060,000 | 520 | 1,347 | 7,800 | 3,000 | C:B |
| 85 | India | Kolkata, WB | 15,215,000 | 520 | 1,347 | 29,300 | 11,300 | A:B |
| 85 | Russia | St. Petersburg | 5,415,000 | 520 | 1,347 | 10,400 | 4,000 | C:B |
| 88 | United States | Hartford, CT | 980,000 | 516 | 1,336 | 1,800 | 700 | A:A |
| 89 | China | Hangzhou, ZJ | 6,960,000 | 515 | 1,334 | 13,500 | 5,200 | L:B |
| 89 | United States | Virginia Beach-Norfolk, VA | 1,475,000 | 515 | 1,334 | 2,800 | 1,100 | A:A |
| 91 | United States | Columbus, OH | 1,560,000 | 510 | 1,321 | 2,700 | 1,000 | A:A |
| 92 | Canada | Montréal, QC | 3,600,000 | 500 | 1,294 | 7,000 | 2,700 | A:A |
| 93 | United States | Memphis, TN-MS-AR | 1,130,000 | 497 | 1,287 | 2,100 | 800 | A:A |
| 94 | United States | Richmond, VA | 1,060,000 | 492 | 1,274 | 1,900 | 700 | A:A |
| 95 | Brazil | Belo Horizonte | 4,800,000 | 490 | 1,269 | 9,800 | 3,800 | C:B |
| 96 | United States | Louisville, KY-IN | 1,060,000 | 477 | 1,235 | 2,000 | 800 | A:A |
| 97 | India | Hyderabad, TL | 9,580,000 | 475 | 1,230 | 20,200 | 7,800 | A:B |
| 97 | Saudi Arabia | Jiddah | 3,935,000 | 475 | 1,230 | 8,300 | 3,200 | C:B |
| 97 | South Africa | Pretoria | 3,375,000 | 475 | 1,230 | 7,100 | 2,700 | C:B |
| 100 | United States | Sacramento, CA | 1,995,000 | 471 | 1,220 | 3,700 | 1,400 | A:A |
| 101 | Ghana | Accra | 4,335,000 | 470 | 1,217 | 9,200 | 3,600 | W:B |
| 102 | France | Lyon | 1,680,000 | 455 | 1,178 | 3,700 | 1,400 | C:B |
| 103 | France | Nantes | 930,000 | 453 | 1,173 | 1,900 | 700 | A:A |
| 104 | India | Bangalore, KA | 11,250,000 | 450 | 1,166 | 25,000 | 9,700 | A:B |
| 104 | Saudi Arabia | Ad-Dammam | 1,120,000 | 450 | 1,166 | 2,500 | 1,000 | C:B |
| 106 | Chile | Santiago | 6,410,000 | 440 | 1,140 | 14,600 | 5,600 | C:B |
| 106 | China: Taiwan | Taipei | 8,535,000 | 440 | 1,140 | 19,400 | 7,500 | C:B |
| 108 | United States | Knoxville, TN | 680,000 | 438 | 1,134 | 1,300 | 500 | A:A |
| 109 | Azerbaijan | Baku | 2,600,000 | 435 | 1,127 | 6,000 | 2,300 | C:B |
| 110 | Italy | Rome | 3,995,000 | 430 | 1,114 | 9,300 | 3,600 | C:B |
| 111 | China | Xi'an, SAA | 7,135,000 | 420 | 1,088 | 17,000 | 6,600 | L:B |

| | | | | | | | | |
|-----|----------------------|----------------------------|------------|----------|-------|--------|--------|-----|
| 112 | United States | Las Vegas, NV | 2,415,000 | 417 | 1,080 | 4,500 | 1,700 | A:A |
| 113 | Spain | Barcelona | 4,810,000 | 415 | 1,075 | 11,600 | 4,500 | C:B |
| 113 | Uzbekistan | Tashkent | 2,355,000 | 415 | 1,075 | 5,700 | 2,200 | D:B |
| 115 | United States | Oklahoma City, OK | 950,000 | 411 | 1,064 | 2,100 | 800 | A:A |
| 116 | South Africa | Durban | 3,505,000 | 410 | 1,062 | 8,500 | 3,300 | C:B |
| 117 | India | Chennai, TN | 10,560,000 | 405 | 1,049 | 26,100 | 10,100 | A:B |
| 118 | Pakistan | Karachi | 13,470,000 | 400 | 1,036 | 33,700 | 13,000 | C:B |
| 118 | United Arab Emirates | Abu Dhabi | 1,795,000 | 400 | 1,036 | 4,500 | 1,700 | L:B |
| 120 | Italy | Naples | 3,690,000 | 395 | 1,023 | 9,300 | 3,600 | C:B |
| 121 | Sudan | Khartoum | 5,685,000 | 390 | 1,010 | 14,600 | 5,600 | C:B |
| 122 | Angola | Luanda | 7,645,000 | 380 | 984 | 20,100 | 7,800 | C:B |
| 122 | Brazil | Brasilia | 3,320,000 | 380 | 984 | 8,700 | 3,400 | C:B |
| 122 | Netherlands | Rotterdam-Hague | 2,680,000 | 380 | 984 | 7,100 | 2,700 | C:B |
| 122 | United States | Buffalo, NY | 915,000 | 380 | 984 | 2,500 | 1,000 | A:A |
| 122 | United States | Columbia, SC | 660,000 | 380 | 984 | 1,400 | 600 | A:A |
| 127 | China | Dalian, LN | 4,085,000 | 375 | 971 | 10,900 | 4,200 | C:B |
| 127 | Hungary | Budapest | 2,520,000 | 375 | 971 | 6,700 | 2,600 | C:B |
| 129 | China | Changzhou, JS | 3,210,000 | 370 | 958 | 8,700 | 3,300 | L:B |
| 129 | Mexico | Monterrey | 4,345,000 | 370 | 958 | 11,700 | 4,500 | C:B |
| 129 | Portugal | Lisbon | 2,705,000 | 370 | 958 | 7,300 | 2,800 | C:B |
| 132 | United States | Baton Rouge, LA | 690,000 | 367 | 951 | 1,600 | 600 | A:A |
| 133 | Brazil | Campinas | 2,770,000 | 360 | 932 | 7,700 | 3,000 | C:B |
| 133 | China | Ningbo, ZJ | 3,525,000 | 360 | 932 | 9,800 | 3,800 | L:B |
| 135 | United States | McAllen, TX | 915,000 | 358 | 927 | 2,000 | 800 | A:A |
| 136 | United States | Tucson, AZ | 940,000 | 353 | 914 | 2,400 | 900 | A:A |
| 137 | United States | Dayton, OH | 740,000 | 351 | 909 | 2,100 | 800 | A:A |
| 138 | China | Linyi, SD | 2,715,000 | 350 | 907 | 7,800 | 3,000 | C:B |
| 138 | Indonesia | Surabaya | 4,360,000 | 350 | 907 | 12,500 | 4,800 | C:B |
| 138 | Nigeria | Abuja | 2,695,000 | 350 | 907 | 7,700 | 3,000 | W:B |
| 141 | United States | Springfield, MA-CT | 660,000 | 349 | 904 | 1,800 | 700 | A:A |
| 142 | Pakistan | Lahore | 11,545,000 | 346 | 896 | 33,400 | 12,900 | C:B |
| 142 | United States | Allentown, PA-NJ | 735,000 | 346 | 896 | 1,900 | 700 | A:A |
| 144 | Peru | Lima | 11,460,000 | 345 | 894 | 33,200 | 12,800 | C:B |
| 145 | India | Mumbai, MH | 23,645,000 | 340 | 881 | 69,500 | 26,900 | C:B |
| 146 | Canada | Vancouver, BC | 2,340,000 | 338.2239 | 876 | 6,700 | 2,600 | A:A |
| 147 | United States | Tulsa, OK | 730,000 | 336 | 870 | 1,900 | 800 | A:A |
| 148 | Brazil | Porto Alegre | 3,500,000 | 335 | 868 | 10,400 | 4,000 | C:B |
| 148 | Viet Nam | Hanoi | 8,350,000 | 335 | 868 | 24,900 | 9,600 | C:B |
| 150 | Jordan | Amman | 5,455,000 | 330 | 855 | 16,500 | 6,400 | C:B |
| 150 | United States | Cape Coral, FL | 735,000 | 330 | 855 | 1,600 | 600 | A:A |
| 152 | United States | Sarasota, FL | 710,000 | 327 | 847 | 2,000 | 800 | A:A |
| 153 | Brazil | Curitiba | 3,190,000 | 325 | 842 | 9,800 | 3,800 | C:B |
| 153 | China | Wuxi, JS | 3,480,000 | 325 | 842 | 10,700 | 4,100 | L:B |
| 155 | United States | Rochester, NY | 740,000 | 324 | 839 | 2,200 | 900 | A:A |
| 156 | Australia | Adelaide, SA | 1,195,000 | 323 | 837 | 3,600 | 1,400 | A:A |
| 157 | Bolivia | Santa Cruz de la Sierra | 2,145,000 | 320 | 829 | 6,700 | 2,600 | C:B |
| 157 | Brazil | Sao Luis | 1,170,000 | 320 | 829 | 3,700 | 1,400 | C:B |
| 157 | China | Zibo, SD | 2,670,000 | 320 | 829 | 8,300 | 3,200 | C:B |
| 157 | Kenya | Nairobi | 5,970,000 | 320 | 829 | 18,700 | 7,200 | C:B |
| 157 | Russia | Nizhniy Novgorod | 1,590,000 | 320 | 829 | 5,000 | 1,900 | C:B |
| 157 | Zimbabwe | Harare | 2,280,000 | 320 | 829 | 7,100 | 2,800 | C:B |
| 163 | Brazil | Goiania | 2,340,000 | 315 | 816 | 7,400 | 2,900 | C:B |
| 163 | China | Zhangjiaggang (Suzhou), JS | 2,570,000 | 315 | 816 | 8,200 | 3,200 | L:B |
| 163 | Malaysia | Johor Bahru | 1,815,000 | 315 | 816 | 5,800 | 2,200 | C:B |
| 163 | South Africa | Cape Town | 4,260,000 | 315 | 816 | 13,500 | 5,200 | C:B |
| 167 | France | Bordeaux | 980,000 | 314 | 812 | 3,100 | 1,200 | C:B |
| 168 | France | Toulouse | 985,000 | 313 | 811 | 3,100 | 1,200 | C:B |
| 169 | Belgium | Brussels | 2,135,000 | 310 | 803 | 6,900 | 2,700 | C:B |
| 169 | China | Changchun, JL | 3,675,000 | 310 | 803 | 11,900 | 4,600 | C:B |
| 169 | Mexico | Guadalajara | 4,870,000 | 310 | 803 | 15,700 | 6,100 | C:B |

| | | | | | | | | |
|-----|----------------|------------------------|------------|-----|-----|--------|--------|-----|
| 169 | Pakistan | Rawalpindi-Islamabad | 4,170,000 | 310 | 803 | 13,500 | 5,200 | C:B |
| 169 | Ukraine | Dnipropetrovsk | 930,000 | 310 | 803 | 3,000 | 1,200 | C:B |
| 174 | China | Jinan, SD | 3,990,000 | 305 | 790 | 13,100 | 5,100 | L:B |
| 175 | China | Putian, FJ | 2,190,000 | 300 | 777 | 7,300 | 2,800 | L:B |
| 175 | Germany | Cologne-Bonn | 2,260,000 | 300 | 777 | 7,500 | 2,900 | C:B |
| 175 | Germany | Hamburg | 2,050,000 | 300 | 777 | 6,800 | 2,600 | C:B |
| 175 | Portugal | Porto | 1,480,000 | 300 | 777 | 4,900 | 1,900 | C:B |
| 175 | Russia | Novosibirsk | 1,705,000 | 300 | 777 | 5,700 | 2,200 | C:B |
| 175 | Sri Lanka | Colombo | 4,370,000 | 300 | 777 | 14,600 | 5,600 | C:B |
| 181 | United States | Albany, NY | 625,000 | 296 | 767 | 2,000 | 800 | A:A |
| 182 | France | Toulon | 575,000 | 295 | 764 | 1,900 | 700 | A:A |
| 183 | United States | Charleston, SC | 655,000 | 293 | 759 | 1,900 | 700 | A:A |
| 184 | China | Zhongshan, GD | 3,005,000 | 290 | 751 | 10,400 | 4,000 | L:B |
| 184 | Uganda | Kampala | 2,895,000 | 290 | 751 | 10,000 | 3,900 | C:B |
| 184 | Ukraine | Kiyev | 2,835,000 | 290 | 751 | 9,800 | 3,800 | C:B |
| 187 | France | Nice | 955,000 | 287 | 744 | 3,300 | 1,300 | C:B |
| 188 | China | Changsha, HUN | 3,900,000 | 285 | 738 | 13,700 | 5,300 | L:B |
| 189 | United States | Grand Rapids, MI | 595,000 | 281 | 728 | 2,000 | 800 | A:A |
| 190 | China | Fuzhou, FJ | 3,940,000 | 280 | 725 | 14,100 | 5,400 | L:B |
| 190 | China | Hefei, AH | 4,010,000 | 280 | 725 | 14,300 | 5,500 | L:B |
| 192 | China | Kunming, YN | 3,730,000 | 275 | 712 | 13,600 | 5,200 | L:B |
| 192 | Kuwait | Kuwait | 4,600,000 | 275 | 712 | 16,700 | 6,500 | C:B |
| 194 | United States | Omaha, NE-IA | 805,000 | 271 | 702 | 2,700 | 1,000 | A:A |
| 195 | China | Xiamen, FJ | 3,975,000 | 270 | 699 | 14,700 | 5,700 | L:B |
| 195 | Paraguay | Asuncion | 2,815,000 | 270 | 699 | 10,400 | 4,000 | C:B |
| 197 | France | Marseille | 1,605,000 | 266 | 689 | 6,000 | 2,300 | C:B |
| 198 | China | Nanchang, JX | 2,945,000 | 265 | 686 | 11,100 | 4,300 | L:B |
| 199 | Iraq | Baghdad | 7,315,000 | 260 | 673 | 28,100 | 10,900 | D:B |
| 199 | Lebanon | Beirut | 2,260,000 | 260 | 673 | 8,700 | 3,400 | D:B |
| 199 | Poland | Katowice-Gliwice-Tychy | 2,155,000 | 260 | 673 | 8,300 | 3,200 | C:B |
| 199 | Russia | Volgograd | 1,025,000 | 260 | 673 | 3,900 | 1,500 | C:B |
| 199 | Ukraine | Donetsk | 875,000 | 260 | 673 | 3,400 | 1,300 | C:B |
| 199 | United States | Harrisburg, PA | 510,000 | 260 | 673 | 1,700 | 700 | A:A |
| 205 | Finland | Helsinki | 1,270,000 | 259 | 641 | 4,700 | 1,900 | A:A |
| 206 | China | Harbin, HL | 4,740,000 | 255 | 660 | 18,600 | 7,200 | L:B |
| 206 | Turkey | Ankara | 4,795,000 | 255 | 660 | 18,800 | 7,300 | C:B |
| 208 | United States | Albuquerque, NM | 860,000 | 251 | 650 | 3,000 | 1,100 | A:A |
| 208 | United States | El Paso, TX-NM | 905,000 | 251 | 650 | 3,200 | 1,200 | A:A |
| 208 | United States | New Orleans, LA | 970,000 | 251 | 650 | 3,600 | 1,400 | A:A |
| 211 | Australia | Gold Coast, QLD-NSW | 630,000 | 250 | 648 | 2,400 | 900 | A:A |
| 212 | China | Shijiazhuang, HEB | 3,500,000 | 250 | 648 | 14,000 | 5,400 | C:B |
| 212 | Germany | Frankfurt | 2,005,000 | 250 | 648 | 8,000 | 3,100 | C:B |
| 212 | Ghana | Kumasi | 3,325,000 | 250 | 648 | 13,300 | 5,100 | W:B |
| 212 | Russia | Yekaterinburg | 1,550,000 | 250 | 648 | 6,200 | 2,400 | C:B |
| 215 | Nigeria | Nsukka | 1,895,000 | 249 | 645 | 7,600 | 2,900 | W:W |
| 217 | Belgium | Antwerp | 1,025,000 | 245 | 635 | 4,200 | 1,600 | C:B |
| 218 | United Kingdom | Manchester | 2,705,000 | 243 | 630 | 10,500 | 4,100 | A:A |
| 219 | United States | Toledo, OH-MI | 515,000 | 240 | 622 | 2,100 | 800 | A:A |
| 220 | Denmark | Copenhagen | 1,310,000 | 238 | 616 | 5,200 | 2,000 | A:A |
| 221 | United States | Palm Bay, FL | 500,000 | 232 | 601 | 2,000 | 800 | A:A |
| 222 | United Kingdom | Birmingham | 2,585,000 | 231 | 599 | 10,600 | 4,100 | A:A |
| 223 | China | Guiyang, GZ | 4,275,000 | 230 | 596 | 18,600 | 7,200 | L:B |
| 223 | China | Kunshan (Suzhou), JS | 1,680,000 | 230 | 596 | 7,300 | 2,800 | L:B |
| 223 | China | Urumqi, XJ | 3,695,000 | 230 | 596 | 16,100 | 6,200 | C:B |
| 223 | Myanmar | Yangon | 5,585,000 | 230 | 596 | 24,300 | 9,400 | C:B |
| 223 | Tanzania | Dar es Salaam | 5,085,000 | 230 | 596 | 22,100 | 8,500 | C:B |
| 228 | Canada | Calgary, AB | 1,320,000 | 226 | 586 | 5,500 | 2,100 | A:A |
| 229 | Colombia | Bogota | 10,705,000 | 226 | 585 | 47,400 | 18,300 | D:B |
| 229 | Japan | Kitakyushu | 1,760,000 | 225 | 583 | 7,800 | 3,000 | C:B |
| 230 | China | Taiyuan, SAX | 3,580,000 | 225 | 583 | 15,900 | 6,100 | L:B |

| | | | | | | | | |
|-----|----------------------|----------------------|------------|-----|-----|---------|--------|-----|
| 230 | China | Yantai, SD | 2,385,000 | 225 | 583 | 10,600 | 4,100 | C:B |
| 230 | Congo (Dem. Rep.) | Kinshasa | 12,960,000 | 225 | 583 | 57,600 | 22,200 | C:B |
| 230 | Greece | Athens | 3,495,000 | 225 | 583 | 15,500 | 6,000 | C:B |
| 230 | India | Pune, MH | 6,265,000 | 225 | 583 | 27,800 | 10,800 | A:B |
| 230 | Qatar | Doha | 1,465,000 | 225 | 583 | 6,500 | 2,500 | C:B |
| 230 | Saudi Arabia | Khamis Mushayt | 765,000 | 225 | 583 | 3,400 | 1,300 | C:B |
| 238 | Canada | Edmonton, AB | 1,130,000 | 221 | 573 | 4,800 | 1,900 | A:A |
| 239 | India | Kannur, KL | 2,050,000 | 220 | 570 | 9,300 | 3,600 | A:B |
| 239 | Israel | Tel Aviv | 3,590,000 | 220 | 570 | 16,300 | 6,300 | C:B |
| 239 | Viet Nam | Hai Phong | 1,225,000 | 220 | 570 | 5,600 | 2,100 | D:B |
| 242 | Brazil | Fortaleza | 3,480,000 | 215 | 557 | 16,200 | 6,200 | C:B |
| 242 | China | Luoyang, HEN | 2,255,000 | 215 | 557 | 10,500 | 4,000 | L:B |
| 242 | Indonesia | Bandung | 5,825,000 | 215 | 557 | 27,100 | 10,500 | C:B |
| 242 | United States | Wichita, KS | 510,000 | 215 | 557 | 2,200 | 800 | A:A |
| 245 | Japan | Sapporo | 2,310,000 | 210 | 544 | 11,000 | 4,200 | C:B |
| 246 | China | Baotou, NM | 2,220,000 | 210 | 544 | 10,600 | 4,100 | L:B |
| 246 | China | Shaoxing, ZJ | 2,055,000 | 210 | 544 | 9,800 | 3,800 | L:B |
| 246 | New Zealand | Auckland | 1,525,000 | 210 | 544 | 7,300 | 2,800 | C:B |
| 246 | Poland | Warsaw | 2,300,000 | 210 | 544 | 11,000 | 4,200 | C:B |
| 246 | Saudi Arabia | Medina | 1,345,000 | 210 | 544 | 6,400 | 2,500 | C:B |
| 252 | Ecuador | Quito | 2,465,000 | 207 | 536 | 11,900 | 4,600 | C:B |
| 253 | China | Nantong, JS | 1,275,000 | 205 | 531 | 6,200 | 2,400 | C:B |
| 253 | Kazakhstan | Almaty | 1,670,000 | 205 | 531 | 8,100 | 3,100 | C:B |
| 253 | Russia | Omsk | 1,155,000 | 205 | 531 | 5,600 | 2,200 | C:B |
| 256 | Canada | Ottawa, ON-QC | 1,025,000 | 201 | 521 | 4,900 | 1,900 | A:A |
| 257 | United States | Des Moines, IA | 515,000 | 201 | 521 | 2,200 | 900 | A:A |
| 258 | Brazil | Recife | 3,570,000 | 200 | 518 | 17,900 | 6,900 | C:B |
| 258 | India | Kozhikode, KL | 3,045,000 | 200 | 518 | 15,200 | 5,900 | A:B |
| 258 | Singapore | Singapore | 5,670,000 | 200 | 518 | 28,400 | 10,900 | A:B |
| 261 | France | Grenoble | 525,000 | 198 | 513 | 2,600 | 1,000 | A:A |
| 261 | Japan | Fukuoka | 2,480,000 | 195 | 505 | 12,700 | 4,900 | C:B |
| 262 | India | Jaipur, RJ | 3,745,000 | 195 | 505 | 19,200 | 7,400 | C:B |
| 262 | Netherlands | Amsterdam | 1,670,000 | 195 | 505 | 8,600 | 3,300 | C:B |
| 262 | Uzbekistan | Samarkand | 1,200,000 | 195 | 505 | 6,200 | 2,400 | F:B |
| 266 | China | Nanning, GX | 2,840,000 | 190 | 492 | 14,900 | 5,800 | L:B |
| 266 | China | Yinchuan, NX | 1,905,000 | 190 | 492 | 10,000 | 3,900 | L:B |
| 266 | China: Taiwan | Taichung | 2,635,000 | 190 | 492 | 13,900 | 5,400 | C:B |
| 266 | Ethiopia | Addis Ababa | 4,225,000 | 190 | 492 | 22,200 | 8,600 | C:B |
| 266 | Libya | Tripoli | 1,135,000 | 190 | 492 | 6,000 | 2,300 | D:B |
| 266 | Uzbekistan | Namangan | 550,000 | 190 | 492 | 2,900 | 1,100 | D:B |
| 272 | United Kingdom | Leeds-Bradford | 1,875,000 | 188 | 488 | 9,400 | 3,600 | A:A |
| 273 | United States | Colorado Springs, CO | 635,000 | 188 | 487 | 3,000 | 1,100 | A:A |
| 274 | France | Douai-Lens | 510,000 | 187 | 484 | 2,700 | 1,000 | A:A |
| 275 | Argentina | Cordoba | 1,645,000 | 185 | 479 | 8,900 | 3,400 | C:B |
| 275 | China | Cixi (Ningbo), ZJ | 1,400,000 | 185 | 479 | 7,600 | 2,900 | L:B |
| 275 | China | Dali, YN | 780,000 | 185 | 479 | 4,200 | 1,600 | C:B |
| 275 | China | Wenzhou, ZJ | 3,550,000 | 185 | 479 | 19,200 | 7,400 | L:B |
| 275 | Germany | Stuttgart | 1,375,000 | 185 | 479 | 7,400 | 2,900 | C:B |
| 275 | Indonesia | Medan | 3,400,000 | 185 | 479 | 18,400 | 7,100 | C:B |
| 281 | Burkina Faso | Ouagadougou | 2,910,000 | 180 | 466 | 16,200 | 6,200 | W:B |
| 281 | China | Hohhot, NM | 2,200,000 | 180 | 466 | 12,200 | 4,700 | L:B |
| 281 | Germany | Munich | 2,060,000 | 180 | 466 | 11,400 | 4,400 | C:B |
| 281 | Nigeria | Ibadan | 3,155,000 | 180 | 466 | 17,500 | 6,800 | W:B |
| 281 | United Arab Emirates | Al Ain | 775,000 | 180 | 466 | 4,300 | 1,700 | L:B |
| 286 | Bangladesh | Dhaka | 18,595,000 | 175 | 453 | 106,300 | 41,000 | C:B |
| 286 | China | Haikou, HA | 1,835,000 | 175 | 453 | 10,500 | 4,000 | L:B |
| 286 | Nigeria | Benin City | 1,485,000 | 175 | 453 | 8,500 | 3,300 | W:B |
| 289 | France | Lille | 1,080,000 | 171 | 443 | 6,300 | 2,400 | C:B |
| 290 | United States | Fresno, CA | 735,000 | 171 | 443 | 3,800 | 1,500 | A:A |
| 291 | Algeria | Algiers | 3,820,000 | 170 | 440 | 22,500 | 8,700 | C:B |

| | | | | | | | | |
|-----|--------------------|------------------------|-----------|-----|-----|--------|--------|-----|
| 291 | China | Handan, HEB | 1,910,000 | 170 | 440 | 11,200 | 4,300 | L:B |
| 291 | China | Qinhuangdao, HEB | 1,210,000 | 170 | 440 | 7,100 | 2,700 | L:B |
| 291 | China | Zhangzhou, FJ | 1,800,000 | 170 | 440 | 10,600 | 4,100 | C:B |
| 291 | India | Kochi, KL | 2,810,000 | 170 | 440 | 16,500 | 6,400 | A:B |
| 291 | Mexico | Puebla | 2,210,000 | 170 | 440 | 13,000 | 5,000 | C:B |
| 291 | Russia | Kazan | 1,205,000 | 170 | 440 | 7,100 | 2,700 | C:B |
| 291 | Russia | Krasnoyarsk | 1,070,000 | 170 | 440 | 6,300 | 2,400 | C:B |
| 291 | Tunisia | Tunis | 2,375,000 | 170 | 440 | 14,000 | 5,400 | C:B |
| 291 | United States | Honolulu, HI | 865,000 | 170 | 440 | 4,700 | 1,800 | A:A |
| 301 | Canada | Québec, QC | 720,000 | 165 | 428 | 4,300 | 1,600 | A:A |
| 302 | Belarus | Minsk | 2,025,000 | 165 | 427 | 12,300 | 4,700 | C:B |
| 302 | Brazil | Salvador | 3,325,000 | 165 | 427 | 20,200 | 7,800 | C:B |
| 302 | Dominican Republic | Santo Domingo | 3,810,000 | 165 | 427 | 23,100 | 8,900 | C:B |
| 302 | Mexico | Toluca | 2,070,000 | 165 | 427 | 12,500 | 4,800 | C:B |
| 306 | China | Huzhou, ZJ | 1,650,000 | 164 | 425 | 10,100 | 3,900 | C:B |
| 307 | United States | Murrieta, CA | 690,000 | 162 | 420 | 2,700 | 1,100 | A:A |
| 308 | Costa Rica | San Jose | 1,830,000 | 160 | 414 | 11,400 | 4,400 | C:B |
| 308 | Mali | Bamako | 3,140,000 | 160 | 414 | 19,600 | 7,600 | W:B |
| 308 | Mexico | Tijuana | 1,485,000 | 160 | 414 | 9,300 | 3,600 | C:B |
| 308 | Mozambique | Maputo | 2,680,000 | 160 | 414 | 16,800 | 6,500 | C:B |
| 308 | Togo | Lome | 1,820,000 | 160 | 414 | 11,400 | 4,400 | W:B |
| 308 | Viet Nam | Da Nang | 1,070,000 | 160 | 414 | 6,700 | 2,600 | D:B |
| 314 | China | Yingkou, LN | 1,730,000 | 159 | 412 | 10,900 | 4,200 | C:B |
| 314 | Romania | Bucharest | 2,040,000 | 159 | 412 | 12,800 | 5,000 | C:B |
| 316 | Venezuela | Maracaibo | 2,200,000 | 157 | 407 | 14,000 | 5,400 | C:B |
| 317 | China | Jiangmen, GD | 1,445,000 | 155 | 401 | 9,300 | 3,600 | L:B |
| 317 | Russia | Chelyabinsk | 1,180,000 | 155 | 401 | 7,600 | 2,900 | C:B |
| 317 | South Korea | Busan | 3,385,000 | 155 | 401 | 21,800 | 8,400 | C:B |
| 320 | Ukraine | Kharkov | 1,585,000 | 152 | 394 | 10,400 | 4,000 | C:B |
| 321 | Bahrain | Al-Manamah | 505,000 | 150 | 389 | 3,400 | 1,300 | C:B |
| 321 | China | Baoding, HEB | 1,250,000 | 150 | 389 | 8,300 | 3,200 | L:B |
| 321 | China | Weifang, SD | 1,820,000 | 150 | 389 | 12,100 | 4,700 | C:B |
| 321 | China | Xuzhou, JS | 1,410,000 | 150 | 389 | 9,400 | 3,600 | C:B |
| 321 | Guatemala | Guatemala City | 2,185,000 | 150 | 389 | 14,600 | 5,600 | C:B |
| 321 | Guinea | Conakry | 1,800,000 | 150 | 389 | 12,000 | 4,600 | W:B |
| 321 | Kazakhstan | Shimkent | 835,000 | 150 | 389 | 5,600 | 2,100 | D:B |
| 321 | Saudi Arabia | Mecca | 1,790,000 | 150 | 389 | 11,900 | 4,600 | C:B |
| 321 | South Africa | Port Elizabeth | 1,280,000 | 150 | 389 | 8,500 | 3,300 | C:B |
| 321 | Spain | Valencia | 1,575,000 | 150 | 389 | 10,500 | 4,100 | C:B |
| 331 | Sweden | Stockholm | 1,585,000 | 147 | 414 | 10,300 | 3,700 | A:A |
| 332 | Armenia | Yerevan | 1,380,000 | 145 | 376 | 9,500 | 3,700 | C:B |
| 332 | China | Daqing, HL | 1,625,000 | 145 | 376 | 11,200 | 4,300 | C:B |
| 332 | Cote d'Ivoire | Abidjan | 5,145,000 | 145 | 376 | 35,500 | 13,700 | W:B |
| 332 | Italy | Turin | 1,530,000 | 145 | 376 | 10,600 | 4,100 | C:B |
| 332 | Russia | Rostov | 1,095,000 | 145 | 376 | 7,600 | 2,900 | C:B |
| 337 | United Kingdom | Glasgow | 1,255,000 | 142 | 368 | 8,500 | 3,300 | A:A |
| 338 | China | Puning (Jieyang), GD | 1,780,000 | 142 | 368 | 12,500 | 4,800 | C:B |
| 339 | Brazil | Cuiaba | 765,000 | 140 | 363 | 5,500 | 2,100 | C:B |
| 339 | China | Anshan, LN | 1,595,000 | 140 | 363 | 11,400 | 4,400 | C:B |
| 339 | China | Chaoyang (Shantou), GD | 2,940,000 | 140 | 363 | 21,000 | 8,100 | C:B |
| 339 | China | Datong, SAX | 1,790,000 | 140 | 363 | 12,800 | 4,900 | L:B |
| 339 | China | Shantou, GD | 2,585,000 | 140 | 363 | 18,500 | 7,100 | C:B |
| 339 | China | Tangshan, HEB | 2,315,000 | 140 | 363 | 16,500 | 6,400 | L:B |
| 339 | China | Yangzhou, JS | 1,460,000 | 140 | 363 | 10,400 | 4,000 | C:B |
| 339 | China: Taiwan | Kaohsiung | 2,565,000 | 140 | 363 | 18,300 | 7,100 | C:B |
| 339 | India | Lucknow, UP | 3,520,000 | 140 | 363 | 25,100 | 9,700 | A:B |
| 339 | India | Thrissur, KL | 2,670,000 | 140 | 363 | 19,100 | 7,400 | A:B |
| 339 | Mexico | Ciudad Juarez | 1,435,000 | 140 | 363 | 10,300 | 4,000 | C:B |
| 339 | Mexico | Leon | 1,645,000 | 140 | 363 | 11,800 | 4,500 | C:B |
| 339 | Mexico | Queretaro | 1,075,000 | 140 | 363 | 7,700 | 3,000 | C:B |

| | | | | | | | | |
|-----|-------------------|------------------------|-----------|-----|-----|--------|--------|-----|
| 339 | Ukraine | Odessa | 1,100,000 | 140 | 363 | 7,900 | 3,000 | D:B |
| 339 | Venezuela | Valencia | 1,560,000 | 140 | 363 | 11,100 | 4,300 | C:B |
| 354 | United States | Bakersfield, CA | 635,000 | 138 | 357 | 3,800 | 1,500 | A:A |
| 355 | China | Huaian, JS | 1,775,000 | 136 | 352 | 13,100 | 5,000 | C:B |
| 356 | Congo (Dem. Rep.) | Lubumbashi | 2,365,000 | 135 | 350 | 17,500 | 6,800 | D:B |
| 356 | India | Ahmadabad, GJ | 7,715,000 | 135 | 350 | 57,100 | 22,100 | A:B |
| 356 | Iran | Esfahan | 2,610,000 | 135 | 350 | 19,300 | 7,500 | C:B |
| 359 | Russia | Ufa | 1,100,000 | 134 | 347 | 8,200 | 3,200 | C:B |
| 360 | Canada | Winnipeg, MB | 735,000 | 133 | 344 | 5,400 | 2,100 | A:A |
| 360 | Japan | Fuji | 755,000 | 130 | 337 | 5,800 | 2,200 | C:B |
| 361 | Argentina | Mendoza | 1,085,000 | 130 | 337 | 8,300 | 3,200 | C:B |
| 361 | Austria | Vienna | 1,850,000 | 130 | 337 | 14,200 | 5,500 | C:B |
| 361 | Brazil | Manaus | 2,010,000 | 130 | 337 | 15,500 | 6,000 | C:B |
| 361 | Brazil | Vitoria | 1,280,000 | 130 | 337 | 9,800 | 3,800 | C:B |
| 361 | China | Bengbu, AH | 970,000 | 130 | 337 | 7,500 | 2,900 | C:B |
| 361 | China | Fuqing (Fuzhou), FJ | 970,000 | 130 | 337 | 7,500 | 2,900 | L:B |
| 361 | China | Zhuhai, GD | 1,645,000 | 130 | 337 | 12,700 | 4,900 | L:B |
| 361 | Russia | Perm | 1,035,000 | 130 | 337 | 8,000 | 3,100 | D:B |
| 361 | South Africa | Vereeniging | 725,000 | 130 | 337 | 5,600 | 2,200 | C:B |
| 361 | Turkey | Kayseri | 1,105,000 | 130 | 337 | 8,500 | 3,300 | C:B |
| 361 | Turkey | Konya | 1,245,000 | 130 | 337 | 9,600 | 3,700 | C:B |
| 373 | China | Yancheng, JS | 1,130,000 | 129 | 334 | 8,800 | 3,400 | C:B |
| 373 | Japan | Mito | 655,000 | 125 | 324 | 5,200 | 2,000 | C:B |
| 374 | China | Ganzhou, JX | 1,565,000 | 125 | 324 | 12,500 | 4,800 | C:B |
| 374 | China | Lianyungang, JS | 1,115,000 | 125 | 324 | 8,900 | 3,400 | C:B |
| 374 | China | Zhenjiang, JS | 1,070,000 | 125 | 324 | 8,600 | 3,300 | C:B |
| 374 | India | Malappuram, KL | 2,770,000 | 125 | 324 | 22,200 | 8,600 | A:B |
| 374 | Nigeria | Kano | 3,980,000 | 125 | 324 | 31,800 | 12,300 | W:B |
| 374 | Poland | Gdansk | 855,000 | 125 | 324 | 6,800 | 2,600 | C:B |
| 381 | China | Changshu (Suzhou), JS | 1,155,000 | 124 | 321 | 9,300 | 3,600 | L:B |
| 381 | China | Huainan, AH | 1,535,000 | 124 | 321 | 12,400 | 4,800 | C:B |
| 383 | Ireland | Dublin | 1,215,000 | 123 | 318 | 9,000 | 3,500 | A:A |
| 384 | India | Visakhapatnam, AP | 1,935,000 | 121 | 313 | 16,000 | 6,200 | C:B |
| 384 | Japan | Naha | 1,115,000 | 120 | 311 | 9,300 | 3,600 | C:B |
| 384 | Zambia | Lusaka | 3,030,000 | 121 | 313 | 25,000 | 9,700 | C:B |
| 386 | Argentina | Rosario | 1,430,000 | 120 | 311 | 11,900 | 4,600 | C:B |
| 386 | Brazil | Jundiai | 800,000 | 120 | 311 | 6,700 | 2,600 | C:B |
| 386 | Cuba | Havana | 2,070,000 | 120 | 311 | 17,300 | 6,700 | C:B |
| 386 | Germany | Saarbrucken | 560,000 | 120 | 311 | 4,700 | 1,800 | C:B |
| 386 | India | Thiruvananthapuram, KL | 2,325,000 | 120 | 311 | 19,400 | 7,500 | A:B |
| 386 | Mongolia | Ulaanbaatar | 1,295,000 | 120 | 311 | 10,800 | 4,200 | C:B |
| 386 | Pakistan | Faisalabad | 3,355,000 | 120 | 311 | 28,000 | 10,800 | D:B |
| 386 | Uruguay | Montevideo | 1,325,000 | 120 | 311 | 11,000 | 4,300 | C:B |
| 395 | Cambodia | Phnom Penh | 2,110,000 | 119 | 308 | 17,700 | 6,800 | C:B |
| 395 | Ecuador | Guayaquil | 2,940,000 | 119 | 308 | 24,700 | 9,500 | C:B |
| 396 | Japan | Sendai | 1,355,000 | 115 | 298 | 11,800 | 4,500 | C:B |
| 397 | China | Laiwu, SD | 935,000 | 118 | 306 | 7,900 | 3,100 | C:B |
| 398 | Brazil | Santos | 1,735,000 | 115 | 298 | 15,100 | 5,800 | C:B |
| 398 | China | Lanzhou, GS | 2,565,000 | 115 | 298 | 22,300 | 8,600 | L:B |
| 398 | China | Panjin, LN | 830,000 | 115 | 298 | 7,200 | 2,800 | C:B |
| 398 | Czech Republic | Prague | 1,375,000 | 115 | 298 | 12,000 | 4,600 | C:B |
| 398 | Iran | Mashhad | 3,420,000 | 115 | 298 | 29,700 | 11,500 | C:B |
| 398 | Malaysia | Penang | 1,470,000 | 115 | 298 | 12,800 | 4,900 | C:B |
| 398 | Nigeria | Kaduna | 1,170,000 | 115 | 298 | 10,200 | 3,900 | W:B |
| 398 | Turkey | Izmir | 3,135,000 | 115 | 298 | 27,300 | 10,500 | C:B |
| 407 | Venezuela | Caracas | 2,900,000 | 114 | 295 | 25,400 | 9,800 | C:B |
| 408 | Egypt | Alexandria | 5,075,000 | 113 | 293 | 44,900 | 17,300 | C:B |
| 408 | Kazakhstan | Karagandy | 510,000 | 113 | 293 | 4,500 | 1,700 | D:B |
| 409 | Japan | Nagano | 705,000 | 110 | 285 | 6,400 | 2,500 | C:B |
| 410 | Norway | Oslo | 1,020,000 | 112 | 290 | 8,300 | 3,200 | A:A |

| | | | | | | | | |
|-----|----------------------|----------------------|-----------|-----|--------|--------|--------|-----|
| 411 | Belgium | Liege | 565,000 | 110 | 285 | 5,100 | 2,000 | C:B |
| 411 | Brazil | Campo Grande | 865,000 | 110 | 285 | 7,900 | 3,000 | C:B |
| 411 | Brazil | Sorocaba | 760,000 | 110 | 285 | 6,900 | 2,700 | D:B |
| 411 | China | Hengyang, HUN | 1,235,000 | 110 | 285 | 11,200 | 4,300 | C:B |
| 411 | China | Korla, XJ | 785,000 | 110 | 285 | 7,100 | 2,800 | C:B |
| 411 | China: Hong Kong SAR | Hong Kong | 7,435,000 | 110 | 285 | 67,600 | 26,100 | C:B |
| 411 | Germany | Hannover | 710,000 | 110 | 285 | 6,500 | 2,500 | C:B |
| 411 | India | Coimbatore, TN | 2,660,000 | 110 | 285 | 24,200 | 9,300 | A:B |
| 411 | Netherlands | Utrecht | 705,000 | 110 | 285 | 6,400 | 2,500 | C:B |
| 411 | Trinidad & Tobago | Port of Spain | 525,000 | 110 | 285 | 4,800 | 1,800 | F:B |
| 422 | Bolivia | La Paz | 2,005,000 | 105 | 272 | 19,100 | 7,400 | C:B |
| 422 | China | Gaomi (Weifang), SD | 705,000 | 105 | 272 | 6,700 | 2,600 | C:B |
| 422 | China | Jiaozuo, HEN | 920,000 | 105 | 272 | 8,800 | 3,400 | C:B |
| 422 | Germany | Aachen | 545,000 | 105 | 272 | 5,200 | 2,000 | C:B |
| 422 | Germany | Bremen | 640,000 | 105 | 272 | 6,100 | 2,400 | C:B |
| 422 | Germany | Dresden | 755,000 | 105 | 272 | 7,200 | 2,800 | C:B |
| 422 | India | Indore, MP | 2,795,000 | 105 | 272 | 26,600 | 10,300 | A:B |
| 422 | India | Nagpur, MH | 2,860,000 | 105 | 272 | 27,200 | 10,500 | A:B |
| 422 | Indonesia | Semarang | 1,755,000 | 105 | 272 | 16,700 | 6,500 | D:B |
| 422 | Mexico | Salttilo | 800000 | 105 | 271.95 | 7600 | 2900 | C:B |
| 422 | Morocco | Casablanca | 4,490,000 | 105 | 272 | 42,800 | 16,500 | C:B |
| 422 | Saudi Arabia | Hufuf-Mubarraz | 795,000 | 105 | 272 | 7,600 | 2,900 | D:B |
| 422 | Spain | Seville | 1,095,000 | 105 | 272 | 10,400 | 4,000 | C:B |
| 435 | Haiti | Port-au-Prince | 2,900,000 | 103 | 267 | 28,200 | 10,900 | C:B |
| 436 | China | Huangshi, HUB | 1,510,000 | 102 | 264 | 14,800 | 5,700 | C:B |
| 437 | Afghanistan | Kabul | 3,960,000 | 100 | 259 | 39,600 | 15,300 | C:B |
| 437 | Brazil | Belem | 2,060,000 | 100 | 259 | 20,600 | 8,000 | C:B |
| 437 | China | Heyuan, GD | 505,000 | 100 | 259 | 5,100 | 1,900 | C:B |
| 437 | China | Mianyang, SC | 1,275,000 | 100 | 259 | 12,800 | 4,900 | C:B |
| 437 | China | Taian, SD | 885,000 | 100 | 259 | 8,900 | 3,400 | C:B |
| 437 | China: Taiwan | Tainan | 1,205,000 | 100 | 259 | 12,100 | 4,700 | C:B |
| 437 | India | Chandigarh, CH-HR-PB | 1,190,000 | 100 | 259 | 11,900 | 4,600 | A:B |
| 437 | Italy | Bergamo | 870,000 | 100 | 259 | 8,700 | 3,400 | D:B |
| 437 | Kyrgyzstan | Bishkek | 925,000 | 100 | 259 | 9,300 | 3,600 | D:B |
| 437 | Latvia | Riga | 610,000 | 100 | 259 | 6,100 | 2,400 | D:B |
| 437 | Malaysia | Ipoh | 785,000 | 100 | 259 | 7,900 | 3,000 | D:B |
| 437 | Mexico | Chihuahua | 895,000 | 100 | 259 | 9,000 | 3,500 | C:B |
| 437 | Syria | Aleppo | 5,125,000 | 100 | 259 | 51,300 | 19,800 | D:B |
| 437 | Ukraine | Zaporizhzhya | 735,000 | 100 | 259 | 7,400 | 2,800 | D:B |
| 437 | Viet Nam | Vung Tau | 980,000 | 100 | 259 | 9,800 | 3,800 | C:B |
| 450 | Japan | Niigata | 855,000 | 99 | 256 | 8,600 | 3,300 | C:B |
| 452 | Nigeria | Ilorin | 960,000 | 99 | 256 | 9,700 | 3,700 | W:B |
| 454 | Bolivia | Cochabamba | 1,345,000 | 98 | 254 | 13,700 | 5,300 | C:B |
| 455 | Tajikistan | Dushanbe | 905,000 | 97 | 251 | 9,300 | 3,600 | D:B |
| 456 | Brazil | Natal | 1,165,000 | 95 | 246 | 12,300 | 4,700 | C:B |
| 456 | China | Anyang, HEN | 1,400,000 | 95 | 246 | 14,700 | 5,700 | C:B |
| 456 | China | Jilin, JL | 1,730,000 | 95 | 246 | 18,200 | 7,000 | C:B |
| 456 | China | Suqian, JS | 655,000 | 95 | 246 | 6,900 | 2,700 | C:B |
| 456 | China | Taizhou, ZJ | 1,780,000 | 95 | 246 | 18,700 | 7,200 | C:B |
| 456 | Georgia | Tblisi | 1,105,000 | 95 | 246 | 11,600 | 4,500 | C:B |
| 456 | Germany | Leipzig | 620,000 | 95 | 246 | 6,500 | 2,500 | C:B |
| 456 | Indonesia | Malang | 1,265,000 | 95 | 246 | 13,300 | 5,100 | C:B |
| 456 | Iran | Shiraz | 1,840,000 | 95 | 246 | 19,400 | 7,500 | C:B |
| 456 | Italy | Catania | 725,000 | 95 | 246 | 7,600 | 2,900 | C:B |
| 456 | Mexico | Merida | 1,070,000 | 95 | 246 | 11,300 | 4,300 | C:B |
| 456 | Mexico | Torreón | 1,230,000 | 95 | 246 | 12,900 | 5,000 | C:B |
| 456 | Russia | Samara | 1,135,000 | 95 | 246 | 11,900 | 4,600 | C:B |
| 456 | Serbia | Belgrade | 1,100,000 | 95 | 246 | 11,600 | 4,500 | C:B |
| 456 | South Korea | Daegu | 2,340,000 | 95 | 246 | 24,600 | 9,500 | C:B |
| 456 | Switzerland | Zurich | 805,000 | 95 | 246 | 8,500 | 3,300 | C:B |

| | | | | | | | | |
|-----|-------------|------------------------|-----------|----|-----|--------|--------|-----|
| 456 | Venezuela | Ciudad Guayana | 740,000 | 95 | 246 | 7,800 | 3,000 | D:B |
| 456 | Yemen | Sana | 3,425,000 | 95 | 246 | 36,100 | 13,900 | D:B |
| 474 | China | Zouping (Binzhou), SD | 550,000 | 93 | 241 | 5,900 | 2,300 | C:B |
| 474 | Colombia | Medellin | 3,680,000 | 93 | 241 | 39,600 | 15,300 | C:B |
| 476 | China | Cangzhou, HEB | 610,000 | 92 | 238 | 6,600 | 2,600 | C:B |
| 476 | Indonesia | Pekan Baru | 1,225,000 | 92 | 238 | 13,300 | 5,100 | D:B |
| 476 | Japan | Hiroshima | 1,370,000 | 90 | 233 | 15,200 | 5,900 | C:B |
| 476 | Japan | Otsu | 735,000 | 90 | 233 | 8,200 | 3,200 | C:B |
| 478 | Argentina | Tucuman | 740,000 | 90 | 233 | 8,200 | 3,200 | C:B |
| 478 | Brazil | Sao Jose dos Campos | 735,000 | 90 | 233 | 8,200 | 3,200 | C:B |
| 478 | China | Kaifeng, HEN | 895,000 | 90 | 233 | 9,900 | 3,800 | L:B |
| 478 | China | Shizuishan, NX | 740,000 | 90 | 233 | 8,200 | 3,200 | C:B |
| 478 | China | Yiwu (Jinhua), ZJ | 1,960,000 | 90 | 233 | 21,800 | 8,400 | C:B |
| 478 | Germany | Nuremberg | 665,000 | 90 | 233 | 7,400 | 2,900 | C:B |
| 478 | India | Jodhpur, RJ | 1,400,000 | 90 | 233 | 15,600 | 6,000 | A:B |
| 478 | India | Surat, GJ | 6,385,000 | 90 | 233 | 70,900 | 27,400 | A:B |
| 478 | Indonesia | Batam | 1,185,000 | 90 | 233 | 13,200 | 5,100 | C:B |
| 478 | Indonesia | Yogyakarta | 2,045,000 | 90 | 233 | 22,700 | 8,800 | C:B |
| 478 | Iran | Ahvaz | 1,330,000 | 90 | 233 | 14,800 | 5,700 | C:B |
| 478 | Israel | Jerusalem | 890,000 | 90 | 233 | 9,900 | 3,800 | D:B |
| 478 | Libya | Banghazi | 775,000 | 90 | 233 | 8,600 | 3,300 | D:B |
| 478 | Malawi | Lilongwe | 1,070,000 | 90 | 233 | 11,900 | 4,600 | D:B |
| 478 | Pakistan | Peshawar | 2,130,000 | 90 | 233 | 23,700 | 9,100 | C:B |
| 478 | Philippines | Cebu | 2,645,000 | 90 | 233 | 29,400 | 11,300 | C:B |
| 478 | Russia | Yaroslavl | 585,000 | 90 | 233 | 6,500 | 2,500 | C:B |
| 478 | Zimbabwe | Bulawayo | 545,000 | 90 | 233 | 6,100 | 2,300 | C:B |
| 498 | Cameroon | Yaounde | 3,665,000 | 89 | 231 | 41,200 | 15,900 | D:B |
| 498 | China | Rizhao, SD | 1,060,000 | 89 | 231 | 11,900 | 4,600 | C:B |
| 498 | Mexico | Mexicali | 1,000,000 | 89 | 231 | 11,200 | 4,300 | C:B |
| 498 | Turkey | Izmit | 635,000 | 89 | 231 | 7,100 | 2,800 | C:B |
| 502 | China | Xiangtan, HUN | 1,105,000 | 87 | 225 | 12,700 | 4,900 | C:B |
| 502 | Greece | Thessaloniki | 845,000 | 87 | 225 | 9,700 | 3,800 | C:B |
| 502 | Russia | Saratov | 795,000 | 87 | 225 | 9,100 | 3,500 | C:B |
| 505 | China | Yongkang (Jinhua), ZJ | 675,000 | 86 | 223 | 7,800 | 3,000 | C:B |
| 505 | China | Zhuzhou, HUN | 1,090,000 | 86 | 223 | 12,700 | 4,900 | C:B |
| 507 | Brazil | Teresina | 990,000 | 85 | 220 | 11,600 | 4,500 | D:B |
| 507 | China | Dongying, SD | 1,175,000 | 85 | 240 | 13,800 | 4,900 | C:B |
| 507 | China | Jieyang, GD | 1,180,000 | 85 | 220 | 13,900 | 5,400 | C:B |
| 507 | China | Nanyang, HEN | 1,540,000 | 85 | 220 | 18,100 | 7,000 | C:B |
| 507 | China | Taizhou, JS | 930,000 | 85 | 220 | 10,900 | 4,200 | C:B |
| 507 | China | Zhucheng (Weifang), SD | 1,205,000 | 85 | 220 | 14,200 | 5,500 | C:B |
| 507 | Germany | Mannheim | 615,000 | 85 | 220 | 7,200 | 2,800 | C:B |
| 507 | Indonesia | Palembang | 1,640,000 | 85 | 220 | 19,300 | 7,400 | C:B |
| 507 | Italy | Florence | 835,000 | 85 | 220 | 9,800 | 3,800 | C:B |
| 507 | Libya | Misratah | 770,000 | 85 | 220 | 9,100 | 3,500 | D:B |
| 507 | Lithuania | Vilnius | 515,000 | 85 | 220 | 6,100 | 2,300 | D:B |
| 507 | Mexico | Tampico | 550,000 | 85 | 220 | 6,500 | 2,500 | C:B |
| 507 | Nicaragua | Managua | 1,015,000 | 85 | 220 | 11,900 | 4,600 | C:B |
| 507 | Pakistan | Multan | 1,935,000 | 85 | 220 | 22,800 | 8,800 | C:B |
| 507 | Panama | Panama City | 1,625,000 | 85 | 220 | 19,100 | 7,400 | C:B |
| 507 | Poland | Krakow | 760,000 | 85 | 220 | 8,900 | 3,500 | D:B |
| 507 | Poland | Poznan | 530,000 | 85 | 220 | 6,200 | 2,400 | D:B |
| 507 | Venezuela | Maracay | 1,160,000 | 85 | 220 | 13,600 | 5,300 | C:B |
| 525 | Angola | Lubango | 705,000 | 84 | 218 | 8,400 | 3,200 | C:B |
| 525 | Japan | Hamamatsu | 960,000 | 83 | 215 | 11,600 | 4,500 | C:B |
| 525 | Mexico | Oaxaca | 595,000 | 84 | 218 | 7,100 | 2,700 | C:B |
| 527 | Sweden | Goteborg | 610,000 | 83 | 215 | 7,000 | 2,700 | A:A |
| 528 | China | Jiujiang, JX | 740,000 | 83 | 215 | 8,900 | 3,400 | C:B |
| 530 | Mexico | San Luis Potosí | 1,170,000 | 82 | 212 | 14,300 | 5,500 | C:B |
| 531 | China | Heze, SD | 805,000 | 81 | 210 | 9,900 | 3,800 | C:B |

| | | | | | | | | |
|-----|----------------|------------------------|-----------|----|--------|--------|--------|-----|
| 532 | Benin | Cotonou | 1,270,000 | 80 | 207 | 15,900 | 6,100 | W:B |
| 532 | Bulgaria | Sofia | 1,325,000 | 80 | 207 | 16,600 | 6,400 | C:B |
| 532 | Chad | N'Djamena | 1,405,000 | 80 | 207 | 17,600 | 6,800 | W:B |
| 532 | China | Binzhou, SD | 760,000 | 80 | 207 | 9,500 | 3,700 | C:B |
| 532 | China | Fuxin, LN | 1,005,000 | 80 | 207 | 12,600 | 4,900 | C:B |
| 532 | China | Huizhou, GD | 1,635,000 | 80 | 207 | 20,400 | 7,900 | L:B |
| 532 | China | Liuzhou, GX | 1,755,000 | 80 | 207 | 21,900 | 8,500 | C:B |
| 532 | China | Wuhai, NM | 625,000 | 80 | 207 | 7,800 | 3,000 | C:B |
| 532 | China | Yueyang, HUN | 1,025,000 | 80 | 207 | 12,800 | 4,900 | C:B |
| 532 | El Salvador | San Salvador | 1,530,000 | 80 | 207 | 19,100 | 7,400 | C:B |
| 532 | India | Kanpur, UP | 3,175,000 | 80 | 207 | 39,700 | 15,300 | A:B |
| 532 | India | Ludhiana, PB | 1,835,000 | 80 | 207 | 22,900 | 8,900 | A:B |
| 532 | Indonesia | Surakarta | 1,380,000 | 80 | 207 | 17,300 | 6,700 | C:B |
| 532 | Iran | Yazd | 660,000 | 80 | 207 | 8,300 | 3,200 | C:B |
| 532 | Jordan | Irbid | 740,000 | 80 | 207 | 9,300 | 3,600 | C:B |
| 532 | Malawi | Blantyre | 910,000 | 80 | 207 | 11,400 | 4,400 | D:B |
| 532 | Mexico | Cuernavaca | 875,000 | 80 | 207 | 10,900 | 4,200 | C:B |
| 532 | Mexico | Hermosillo | 860,000 | 80 | 207 | 10,800 | 4,200 | C:B |
| 532 | Oman | Muscat | 955,000 | 80 | 207 | 11,900 | 4,600 | D:B |
| 532 | Pakistan | Gujranwala | 2,325,000 | 80 | 207 | 29,100 | 11,200 | C:B |
| 532 | Saudi Arabia | Buraydah | 625,000 | 80 | 207 | 7,800 | 3,000 | D:B |
| 532 | Spain | Las Palmas | 670,000 | 80 | 207 | 8,400 | 3,200 | C:B |
| 532 | Turkey | Bursa | 1,885,000 | 80 | 207 | 23,600 | 9,100 | C:B |
| 555 | Cameroon | Douala | 3,425,000 | 79 | 205 | 43,400 | 16,700 | D:B |
| 555 | Turkey | Mersin | 1,395,000 | 79 | 205 | 17,700 | 6,800 | C:B |
| 557 | United Kingdom | Liverpool | 900,000 | 77 | 200 | 11,200 | 4,300 | A:A |
| 558 | Belarus | Gomel | 570,000 | 77 | 199 | 7,400 | 2,900 | C:B |
| 558 | China | Langfang, HEB-TJ-BJ | 755,000 | 77 | 199 | 9,800 | 3,800 | C:B |
| 558 | Congo | Pointe Noire | 1,090,000 | 77 | 199 | 14,200 | 5,500 | D:B |
| 558 | Mexico | Aguascalientes | 855,000 | 77 | 199 | 11,100 | 4,300 | C:B |
| 558 | Mexico | Cancun | 785,000 | 77 | 199 | 10,200 | 3,900 | C:B |
| 558 | Nepal | Kathmandu | 3,045,000 | 77 | 199 | 39,500 | 15,300 | C:B |
| 558 | Switzerland | Basel | 540,000 | 77 | 199 | 7,000 | 2,700 | C:B |
| 558 | Tunisia | Sfax | 740,000 | 77 | 199 | 9,600 | 3,700 | D:B |
| 565 | Japan | Okayama | 700,000 | 75 | 194 | 9,300 | 3,600 | C:B |
| 566 | China | Linqi (Weifang), SD | 500,000 | 76 | 197 | 6,600 | 2,500 | C:B |
| 566 | Moldova | Chisinau | 595,000 | 76 | 196.84 | 7800 | 3000 | C:B |
| 568 | Brazil | Joao Pessoa | 1,085,000 | 75 | 194 | 14,500 | 5,600 | C:B |
| 568 | Brazil | Uberlandia | 645,000 | 75 | 194 | 8,600 | 3,300 | C:B |
| 568 | China | Maanshan, AH | 935,000 | 75 | 194 | 12,500 | 4,800 | C:B |
| 568 | China | Qiqihaer, HL | 1,325,000 | 75 | 194 | 17,700 | 6,800 | C:B |
| 568 | China | Shiyan, HUB | 840,000 | 75 | 194 | 11,200 | 4,300 | C:B |
| 568 | China | Tongliao, NM | 965,000 | 75 | 194 | 12,900 | 5,000 | C:B |
| 568 | China | Yuncheng, SAX | 750,000 | 75 | 194 | 10,000 | 3,900 | C:B |
| 568 | China | Zhanjiang, GD | 1,140,000 | 75 | 194 | 15,200 | 5,900 | C:B |
| 568 | India | Guwahati, AS | 1,110,000 | 75 | 194 | 14,800 | 5,700 | A:B |
| 568 | Liberia | Monrovia | 1,605,000 | 75 | 194 | 21,400 | 8,300 | W:B |
| 568 | Madagascar | Antananarivo | 2,800,000 | 75 | 194 | 37,300 | 14,400 | B:B |
| 568 | Pakistan | Quetta | 1,055,000 | 75 | 194 | 14,100 | 5,400 | C:B |
| 568 | Peru | Arequipa | 900,000 | 75 | 194 | 12,000 | 4,600 | D:B |
| 568 | Russia | Khabarovsk | 600,000 | 75 | 194 | 8,000 | 3,100 | C:B |
| 568 | Senegal | Dakar | 3,305,000 | 75 | 194 | 44,100 | 17,000 | W:B |
| 568 | Ukraine | Kriyvi Rih | 680,000 | 75 | 194 | 9,100 | 3,500 | D:B |
| 568 | Ukraine | Lviv | 720,000 | 75 | 194 | 9,600 | 3,700 | C:B |
| 568 | Venezuela | Barquisimeto | 985,000 | 75 | 194 | 13,100 | 5,100 | C:B |
| 587 | United Kingdom | Southampton-Portsmouth | 915,000 | 74 | 192 | 11,500 | 4,500 | A:A |
| 588 | China | Ezhou, HUB | 750,000 | 74 | 192 | 10,100 | 3,900 | C:B |
| 588 | China | Quzhou, ZJ | 865,000 | 74 | 192 | 11,700 | 4,500 | C:B |
| 590 | China | Jining, SD | 945,000 | 73 | 189 | 12,900 | 5,000 | C:B |
| 590 | China | Xining, QH | 1,365,000 | 73 | 189 | 18,700 | 7,200 | L:B |

| | | | | | | | | |
|-----|----------------|------------------------------|-----------|----|-----|--------|--------|-----|
| 590 | Gabon | Libreville | 755,000 | 73 | 189 | 10,300 | 4,000 | D:B |
| 590 | Morocco | Rabat | 2,070,000 | 73 | 189 | 28,400 | 10,900 | C:B |
| 594 | China | Jinghong (Xishuangbanna), YN | 510,000 | 72 | 186 | 7,100 | 2,700 | C:B |
| 594 | China | Jinhua, ZJ | 750,000 | 72 | 186 | 10,400 | 4,000 | C:B |
| 594 | China | Shaoguan, GD | 590,000 | 72 | 186 | 8,200 | 3,200 | C:B |
| 594 | Croatia | Zagreb | 700,000 | 72 | 186 | 9,700 | 3,800 | C:B |
| 594 | India | Vadodara, GJ | 2,130,000 | 72 | 186 | 29,600 | 11,400 | A:B |
| 594 | Italy | Padova | 615,000 | 72 | 186 | 8,500 | 3,300 | D:B |
| 594 | Mexico | Morelia | 1,035,000 | 72 | 186 | 14,400 | 5,600 | C:B |
| 594 | Philippines | Angeles City | 1,080,000 | 72 | 186 | 15,000 | 5,800 | C:B |
| 594 | Zambia | Kitwe | 695,000 | 72 | 186 | 9,700 | 3,700 | C:B |
| 603 | Colombia | Cali | 2,445,000 | 71 | 184 | 34,400 | 13,300 | C:B |
| 603 | Japan | Shizuoka | 670,000 | 70 | 181 | 9,600 | 3,700 | C:B |
| 603 | Nigeria | Jos | 850,000 | 71 | 184 | 12,000 | 4,600 | W:B |
| 603 | South Korea | Gwangju | 1,455,000 | 71 | 184 | 20,500 | 7,900 | C:B |
| 604 | Nigeria | Uyo | 2,360,000 | 70 | 181 | 33,700 | 13,000 | W:W |
| 606 | Bangladesh | Chittagong | 3,460,000 | 70 | 181 | 49,400 | 19,100 | C:B |
| 606 | Bangladesh | Savar | 2,290,000 | 70 | 181 | 32,700 | 12,600 | C:B |
| 606 | Brazil | Florianopolis | 925,000 | 70 | 181 | 13,200 | 5,100 | C:B |
| 606 | Brazil | Joinville | 560,000 | 70 | 181 | 8,000 | 3,100 | C:B |
| 606 | Brazil | Londrina | 720,000 | 70 | 181 | 10,300 | 4,000 | C:B |
| 606 | Brazil | Ribeirao Preto | 685,000 | 70 | 181 | 9,800 | 3,800 | C:B |
| 606 | Chile | Concepcion | 840,000 | 70 | 181 | 12,000 | 4,600 | C:B |
| 606 | China | Chaoyang, LN | 565,000 | 70 | 181 | 8,100 | 3,100 | C:B |
| 606 | China | Jiaxing, ZJ | 1,410,000 | 70 | 181 | 20,100 | 7,800 | C:B |
| 606 | China | Jiyuan, HEN | 600,000 | 70 | 181 | 8,600 | 3,300 | C:B |
| 606 | China | Pingdingshan, HEN | 1,120,000 | 70 | 181 | 16,000 | 6,200 | C:B |
| 606 | China | Shangqiu, HEN | 780,000 | 70 | 181 | 11,100 | 4,300 | C:B |
| 606 | China | Shenzgezhen, JS-ZJ | 935,000 | 70 | 181 | 13,400 | 5,200 | C:B |
| 606 | China | Tieling, LN | 535,000 | 70 | 181 | 7,600 | 3,000 | C:B |
| 606 | China | Yangjiang, GD | 745,000 | 70 | 181 | 10,600 | 4,100 | C:B |
| 606 | Congo | Brazzaville | 2,140,000 | 70 | 181 | 30,600 | 11,800 | D:B |
| 606 | India | Bhopal, MP | 2,285,000 | 70 | 181 | 32,600 | 12,600 | A:B |
| 606 | India | Kollam, KL | 1,610,000 | 70 | 181 | 23,000 | 8,900 | A:B |
| 606 | Kazakhstan | Astana | 925,000 | 70 | 181 | 13,200 | 5,100 | C:B |
| 606 | Malaysia | Kuching | 755,000 | 70 | 181 | 10,800 | 4,200 | C:B |
| 606 | Mexico | Reynosa | 640,000 | 70 | 181 | 9,100 | 3,500 | C:B |
| 606 | Poland | Lodz | 680,000 | 70 | 181 | 9,700 | 3,800 | D:B |
| 606 | Russia | Krasnodar | 875,000 | 70 | 181 | 12,500 | 4,800 | C:B |
| 606 | Saudi Arabia | Tabuk | 590,000 | 70 | 181 | 8,400 | 3,300 | C:B |
| 606 | Sierra Leone | Freetown | 1,875,000 | 70 | 181 | 26,800 | 10,300 | C:B |
| 606 | South Korea | Daejeon | 1,465,000 | 70 | 181 | 20,900 | 8,100 | C:B |
| 606 | Switzerland | Geneva | 620,000 | 70 | 181 | 8,900 | 3,400 | C:B |
| 606 | Syria | Damascus | 2,810,000 | 70 | 181 | 40,100 | 15,500 | D:B |
| 606 | Turkey | Antalya | 915,000 | 70 | 181 | 13,100 | 5,000 | C:B |
| 606 | Yemen | Aden | 1,000,000 | 70 | 181 | 14,300 | 5,500 | C:B |
| 638 | United Kingdom | Newcastle upon Tyne | 810,000 | 70 | 181 | 11,100 | 4,300 | A:A |
| 639 | Colombia | Barranquilla | 1,890,000 | 69 | 179 | 27,400 | 10,600 | C:B |
| 639 | Indonesia | Denpasar | 1,065,000 | 69 | 179 | 15,400 | 6,000 | C:B |
| 639 | Indonesia | Makassar | 1,555,000 | 69 | 179 | 22,500 | 8,700 | C:B |
| 642 | United Kingdom | Nottingham | 780,000 | 68 | 176 | 10,700 | 4,100 | A:A |
| 643 | China | Chaozhou, GD | 1,595,000 | 68 | 176 | 23,500 | 9,100 | C:B |
| 643 | China | Dezhou, SD-HEB | 665,000 | 68 | 176 | 9,800 | 3,800 | C:B |
| 643 | Iraq | Mosul | 1,905,000 | 68 | 176 | 28,000 | 10,800 | D:B |
| 643 | Italy | Palermo | 730,000 | 68 | 176 | 10,700 | 4,100 | C:B |
| 643 | Mexico | Culiacan | 550,000 | 68 | 176 | 8,100 | 3,100 | C:B |
| 643 | North Korea | Pyongyang | 2,940,000 | 68 | 176 | 43,200 | 16,700 | D:B |
| 643 | South Africa | Bloemfontein | 540,000 | 68 | 176 | 7,900 | 3,100 | D:B |
| 643 | South Korea | Cheonan | 565,000 | 68 | 176 | 8,300 | 3,200 | C:B |
| 651 | China | Xintai, SD | 795,000 | 67 | 174 | 11,900 | 4,600 | C:B |

| | | | | | | | | |
|-----|----------------|-------------------------|-----------|----|--------|--------|--------|-----|
| 651 | India | Srinagar, JK | 1,535,000 | 67 | 174 | 22,900 | 8,800 | A:B |
| 651 | Mauritania | Nouakchott | 1,090,000 | 67 | 174 | 16,300 | 6,300 | W:B |
| 654 | China | Changzhi, SAX | 890,000 | 65 | 168 | 13,700 | 5,300 | C:B |
| 654 | China | Chifeng, NM | 935,000 | 65 | 168 | 14,400 | 5,600 | C:B |
| 654 | China | Hengshui, HEB | 565,000 | 65 | 168 | 8,700 | 3,400 | C:B |
| 654 | China | Liuan, AN | 555,000 | 65 | 168 | 8,500 | 3,300 | C:B |
| 654 | China | Qingyuan, GD | 660,000 | 65 | 168 | 10,200 | 3,900 | C:B |
| 654 | China | Weihai, SD | 985,000 | 65 | 168 | 15,200 | 5,900 | C:B |
| 654 | India | Agra, UP | 2,105,000 | 65 | 168 | 32,400 | 12,500 | A:B |
| 654 | India | Varanasi, UP | 1,645,000 | 65 | 168 | 25,300 | 9,800 | A:B |
| 654 | Iran | Tabriz | 1,725,000 | 65 | 168 | 26,500 | 10,200 | C:B |
| 654 | South Africa | East London | 500,000 | 65 | 168 | 7,700 | 3,000 | C:B |
| 654 | South Korea | Ulsan | 910,000 | 65 | 168 | 14,000 | 5,400 | C:B |
| 654 | Spain | Palma | 550000 | 65 | 168.35 | 8500 | 3300 | C:B |
| 654 | Turkey | Gaziantep | 1,465,000 | 65 | 168 | 22,500 | 8,700 | C:B |
| 667 | United Kingdom | Sheffield | 725,000 | 65 | 167 | 10,600 | 4,100 | A:A |
| 668 | China | Baoji, SAA | 835,000 | 64 | 166 | 13,000 | 5,000 | L:B |
| 668 | China | Chuzhou, AH | 955,000 | 64 | 166 | 14,900 | 5,800 | C:B |
| 668 | China | Songyuan, JL | 585,000 | 64 | 166 | 9,100 | 3,500 | C:B |
| 668 | Thailand | Chon Buri | 575,000 | 64 | 166 | 9,000 | 3,500 | C:B |
| 672 | China | Suining, SC | 605,000 | 63 | 163 | 9,600 | 3,700 | C:B |
| 672 | China | Suzhou, AN | 970,000 | 63 | 163 | 15,400 | 5,900 | C:B |
| 672 | China | Tongling, AH | 540,000 | 63 | 163 | 8,600 | 3,300 | C:B |
| 672 | Mexico | Veracruz | 815,000 | 63 | 163 | 12,900 | 5,000 | C:B |
| 672 | Turkey | Adana | 1,075,000 | 63 | 163 | 17,100 | 6,600 | C:B |
| 677 | China | Wuhu, AH | 1,735,000 | 62 | 161 | 28,000 | 10,800 | C:B |
| 677 | Honduras | San Pedro Sula | 1,075,000 | 62 | 161 | 17,300 | 6,700 | C:B |
| 677 | India | Meerut, UP | 1,665,000 | 62 | 161 | 26,900 | 10,400 | A:B |
| 677 | United Kingdom | Belfast | 630,000 | 62 | 161 | 9,700 | 3,700 | D:A |
| 681 | China | Sanmenxia, HEN-SAX | 820,000 | 61 | 158 | 13,400 | 5,200 | C:B |
| 681 | Nigeria | Port Harcourt | 2,130,000 | 61 | 158 | 34,900 | 13,500 | W:B |
| 681 | Russia | Voronezh | 930,000 | 61 | 158 | 15,200 | 5,900 | C:B |
| 684 | Brazil | Maringa | 515,000 | 60 | 155 | 8,600 | 3,300 | C:B |
| 684 | Chile | Valparaiso-Vina del Mar | 910,000 | 60 | 155 | 15,200 | 5,900 | C:B |
| 684 | China | Akesu, XJ | 675,000 | 60 | 155 | 11,300 | 4,300 | C:B |
| 684 | China | Dandong, LN | 850,000 | 60 | 155 | 14,200 | 5,500 | C:B |
| 684 | China | Hebi, HEN | 585,000 | 60 | 155 | 9,800 | 3,800 | C:B |
| 684 | China | Huludao, LN | 650,000 | 60 | 155 | 10,800 | 4,200 | C:B |
| 684 | China | Jingzhou, HUB | 805,000 | 60 | 155 | 13,400 | 5,200 | C:B |
| 684 | China | Luohe, HEN | 790,000 | 60 | 155 | 13,200 | 5,100 | C:B |
| 684 | India | Mangalore, KA | 705,000 | 60 | 155 | 11,800 | 4,500 | A:B |
| 684 | Italy | Bologna | 530,000 | 60 | 155 | 8,800 | 3,400 | C:B |
| 684 | Malaysia | Seremban | 605,000 | 60 | 155 | 10,100 | 3,900 | C:B |
| 684 | Nigeria | Maiduguri | 815,000 | 60 | 155 | 13,600 | 5,200 | W:B |
| 684 | Viet Nam | Hue | 720,000 | 60 | 155 | 12,000 | 4,600 | C:B |
| 684 | Viet Nam | Nha Trang | 585,000 | 60 | 155 | 9,800 | 3,800 | C:B |
| 698 | Algeria | Wahran | 1,050,000 | 59 | 153 | 17,800 | 6,900 | C:B |
| 698 | China | Qingzhou (Weifang), SD | 660,000 | 59 | 153 | 11,200 | 4,300 | C:B |
| 698 | China | Sanya, HA | 550,000 | 59 | 153 | 9,300 | 3,600 | C:B |
| 698 | India | Amritsar, PB | 1,360,000 | 59 | 153 | 23,100 | 8,900 | A:B |
| 698 | India | Jamshedpur, JH | 1,560,000 | 59 | 153 | 26,400 | 10,200 | A:B |
| 703 | China | Ruian (Wenzhou), ZJ | 1,290,000 | 58 | 150 | 22,200 | 8,600 | C:B |
| 703 | India | Madurai, TN | 1,695,000 | 58 | 150 | 29,200 | 11,300 | A:B |
| 705 | China | Qujing, YN | 1,260,000 | 57 | 148 | 22,100 | 8,500 | C:B |
| 705 | China | Yangquan, SAX | 770,000 | 57 | 148 | 13,500 | 5,200 | C:B |
| 705 | Honduras | Tegucigalpa | 1,280,000 | 57 | 148 | 22,500 | 8,700 | C:B |
| 705 | India | Mysore, KA | 1,170,000 | 57 | 148 | 20,500 | 7,900 | A:B |
| 705 | Spain | Zaragoza | 730,000 | 57 | 148 | 12,800 | 4,900 | C:B |
| 710 | China | Jiamusi, HL | 910,000 | 56 | 145 | 16,300 | 6,300 | C:B |
| 710 | Russia | Tolyatti | 690,000 | 56 | 145 | 12,300 | 4,800 | C:B |

| | | | | | | | | |
|-----|-------------------|-------------------------|-----------|----|--------|--------|--------|-----|
| 710 | South Sudan | Juba | 525,000 | 56 | 145 | 9,400 | 3,600 | F:B |
| 713 | United Kingdom | Bristol | 670,000 | 56 | 144 | 11,100 | 4,300 | A:A |
| 714 | Argentina | Mar del Plata | 625,000 | 55 | 142 | 11,400 | 4,400 | C:B |
| 714 | Brazil | Maceio | 995,000 | 55 | 142 | 18,100 | 7,000 | C:B |
| 714 | China | Jinzhou, LN | 715,000 | 55 | 142 | 13,000 | 5,000 | C:B |
| 714 | China | Laixi (Qingdao), SD | 645,000 | 55 | 142 | 11,700 | 4,500 | C:B |
| 714 | China | Wafangdian (Dalian), LN | 560,000 | 55 | 142 | 10,200 | 3,900 | C:B |
| 714 | India | Dehradun, UK | 880,000 | 55 | 142 | 16,000 | 6,200 | A:B |
| 714 | India | Jalandhar, PB | 1,025,000 | 55 | 142 | 18,600 | 7,200 | A:B |
| 714 | India | Patna, BR | 2,385,000 | 55 | 142 | 43,400 | 16,700 | A:B |
| 714 | India | Raipur, CH | 1,495,000 | 55 | 142 | 27,200 | 10,500 | A:B |
| 714 | Iran | Kerman | 570,000 | 55 | 142 | 10,400 | 4,000 | C:B |
| 714 | Israel | Haifa | 1,130,000 | 55 | 142 | 20,500 | 7,900 | D:B |
| 714 | Nigeria | Warri | 795,000 | 55 | 142 | 14,500 | 5,600 | W:B |
| 714 | Russia | Irkutsk | 610,000 | 55 | 142 | 11,100 | 4,300 | C:B |
| 714 | Russia | Izhevsk | 630,000 | 55 | 142 | 11,500 | 4,400 | C:B |
| 714 | Saudi Arabia | Taif | 805,000 | 55 | 142 | 14,600 | 5,700 | C:B |
| 714 | Senegal | Touba | 890,000 | 55 | 142 | 16,200 | 6,200 | W:B |
| 730 | China | Mudanjiang, HL | 990,000 | 54 | 140 | 18,300 | 7,100 | C:B |
| 730 | China | Shuangyashan, HL | 530,000 | 54 | 140 | 9,800 | 3,800 | C:B |
| 730 | India | Bhubaneswar, OR | 1,095,000 | 54 | 140 | 20,300 | 7,800 | A:B |
| 730 | India | Ranchi, JH | 1,375,000 | 54 | 140 | 25,500 | 9,800 | A:B |
| 730 | Mexico | Tuxtla Gutierrez | 625,000 | 54 | 140 | 11,600 | 4,500 | C:B |
| 732 | Japan | Kanazawa | 520,000 | 53 | 137 | 9,800 | 3,800 | C:B |
| 735 | China | Jixi, HL | 595,000 | 53 | 137 | 11,200 | 4,300 | C:B |
| 735 | China | Nanchong, SC | 785,000 | 53 | 137 | 14,800 | 5,700 | C:B |
| 735 | China | Zhumadian, HEN | 545,000 | 53 | 137 | 10,300 | 4,000 | C:B |
| 735 | Congo (Dem. Rep.) | Mbuji-Mayi | 2,395,000 | 53 | 137 | 45,200 | 17,400 | D:B |
| 735 | Russia | Makhachkala | 585,000 | 53 | 137 | 11,000 | 4,300 | C:B |
| 741 | China | Bayan Nur, NM | 550,000 | 52 | 135 | 10,600 | 4,100 | C:B |
| 741 | China | Chenzhou, HUN | 830,000 | 52 | 135 | 16,000 | 6,200 | C:B |
| 741 | China | Haining (Jiaxing), ZJ | 825,000 | 52 | 135 | 15,900 | 6,100 | C:B |
| 741 | China | Huaihua, HUN | 650,000 | 52 | 135 | 12,500 | 4,800 | C:B |
| 741 | China | Xiangyang, HUB | 1,270,000 | 52 | 135 | 24,400 | 9,400 | C:B |
| 741 | China | Zhuji (Shaoxing), ZJ | 520,000 | 52 | 135 | 10,000 | 3,900 | L:B |
| 741 | India | Nashik, MH | 1,950,000 | 52 | 135 | 37,500 | 14,500 | A:B |
| 741 | Spain | Malaga | 720000 | 52 | 134.68 | 13800 | 5300 | C:B |
| 748 | Japan | Kumamoto | 715,000 | 50 | 130 | 14,300 | 5,500 | C:B |
| 749 | China | Xinyu, JX | 765,000 | 51 | 132 | 15,000 | 5,800 | C:B |
| 749 | Myanmar | Mandalay | 1,485,000 | 51 | 132 | 29,100 | 11,200 | C:B |
| 751 | Angola | Huambo | 600,000 | 50 | 130 | 12,000 | 4,600 | C:B |
| 751 | China | Changde, HUN | 700,000 | 50 | 130 | 14,000 | 5,400 | C:B |
| 751 | China | Dongming (Heze), SD | 500,000 | 50 | 130 | 10,000 | 3,900 | C:B |
| 751 | China | Dongsheng (Ordos), NM | 760,000 | 50 | 130 | 15,200 | 5,900 | C:B |
| 751 | China | Gongyi (Zhengzhou), HEN | 690,000 | 50 | 130 | 13,800 | 5,300 | C:B |
| 751 | China | Kashi, XJ | 1,055,000 | 50 | 130 | 21,100 | 8,100 | C:B |
| 751 | China | Liaocheng, SD | 670,000 | 50 | 130 | 13,400 | 5,200 | C:B |
| 751 | China | Liaoyang, LN | 810,000 | 50 | 130 | 16,200 | 6,300 | C:B |
| 751 | China | Shaoyang, HUN | 730,000 | 50 | 130 | 14,600 | 5,600 | C:B |
| 751 | China | Yichang, HUB | 985,000 | 50 | 130 | 19,700 | 7,600 | C:B |
| 751 | China | Zhangjiakou, HEB | 1,330,000 | 50 | 130 | 26,600 | 10,300 | C:B |
| 751 | China | Zhoushan, ZJ | 610,000 | 50 | 130 | 12,200 | 4,700 | L:B |
| 751 | India | Durgapur, WB | 665,000 | 50 | 130 | 13,300 | 5,100 | A:B |
| 751 | India | Durg-Bhilainagar, CH | 1,315,000 | 50 | 130 | 26,300 | 10,200 | A:B |
| 751 | India | Kota, RJ | 1,155,000 | 50 | 130 | 23,100 | 8,900 | C:B |
| 751 | India | Thoothukkudi, TN | 520,000 | 50 | 130 | 10,400 | 4,000 | A:B |
| 751 | Laos | Vientiane | 1,040,000 | 50 | 130 | 20,800 | 8,000 | D:B |
| 751 | Niger | Niamey | 1,590,000 | 50 | 130 | 31,800 | 12,300 | W:B |
| 751 | Nigeria | Owerri | 840,000 | 50 | 130 | 16,800 | 6,500 | W:B |
| 751 | Philippines | Davao City | 1,530,000 | 50 | 130 | 30,600 | 11,800 | C:B |

| | | | | | | | | |
|-----|----------------|---------------------------|-----------|----|-----|--------|--------|-----|
| 751 | Russia | Naberezhnye Tchelny | 520,000 | 50 | 130 | 10,400 | 4,000 | C:B |
| 751 | Russia | Ryazan | 520,000 | 50 | 130 | 10,400 | 4,000 | C:B |
| 751 | Spain | Bilbao | 765,000 | 50 | 130 | 15,300 | 5,900 | C:B |
| 775 | Mexico | Durango | 560,000 | 49 | 127 | 11,400 | 4,400 | D:B |
| 775 | Venezuela | Barcelona | 755,000 | 49 | 127 | 15,400 | 5,900 | C:B |
| 777 | China | Deyang, SC | 630,000 | 48 | 124 | 13,100 | 5,100 | C:B |
| 777 | China | Linfen, SAX | 970,000 | 48 | 124 | 20,200 | 7,800 | C:B |
| 777 | India | Allahabad, UP | 1,385,000 | 48 | 124 | 28,900 | 11,100 | A:B |
| 777 | Indonesia | Balikpapan | 635,000 | 48 | 124 | 13,200 | 5,100 | C:B |
| 777 | Pakistan | Hyderabad | 2,035,000 | 48 | 124 | 42,400 | 16,400 | C:B |
| 777 | Poland | Wroclaw | 625,000 | 48 | 124 | 13,000 | 5,000 | C:B |
| 777 | Turkey | Eskisehir | 725,000 | 48 | 124 | 15,100 | 5,800 | C:B |
| 784 | Burundi | Bujumbura | 950,000 | 47 | 122 | 20,200 | 7,800 | C:B |
| 784 | China | Laiyang (Yantiai), SD | 605,000 | 47 | 122 | 12,900 | 5,000 | C:B |
| 784 | China | Qufu (Jining), SD | 525,000 | 47 | 122 | 11,200 | 4,300 | C:B |
| 784 | China | Yichun, JX | 975,000 | 47 | 122 | 20,700 | 8,000 | C:B |
| 784 | China | Yuyao (Ningbo), ZJ | 725,000 | 47 | 122 | 15,400 | 6,000 | L:B |
| 784 | Indonesia | Ciiegon | 520,000 | 47 | 122 | 11,100 | 4,300 | C:B |
| 784 | Russia | Penza | 510,000 | 47 | 122 | 10,900 | 4,200 | C:B |
| 784 | Russia | Tyumen | 695,000 | 47 | 122 | 14,800 | 5,700 | D:B |
| 784 | Thailand | Phuket | 875,000 | 47 | 122 | 18,600 | 7,200 | C:B |
| 784 | Turkmenistan | Ashgabat | 810,000 | 47 | 122 | 17,200 | 6,700 | D:B |
| 792 | Japan | Kagoshima | 580,000 | 46 | 119 | 12,600 | 4,900 | C:B |
| 794 | United Kingdom | Edinburgh | 525,000 | 46 | 120 | 10,400 | 4,000 | A:A |
| 795 | Algeria | Constantine | 590,000 | 46 | 119 | 12,800 | 5,000 | C:B |
| 795 | China | Hami, XJ | 560,000 | 46 | 119 | 12,200 | 4,700 | C:B |
| 795 | China | Longyan, FJ | 545,000 | 46 | 119 | 11,800 | 4,600 | C:B |
| 795 | China | Pingdu (Qingdao), SD | 510,000 | 46 | 119 | 11,100 | 4,300 | C:B |
| 795 | China | Pinghu (Jiaxing), ZJ | 780,000 | 46 | 119 | 17,000 | 6,500 | C:B |
| 795 | China | Puyang, HEN | 810,000 | 46 | 119 | 17,600 | 6,800 | C:B |
| 795 | China | Qitaihe, HL | 705,000 | 46 | 119 | 15,300 | 5,900 | C:B |
| 795 | China | Xuancheng, AN | 720,000 | 46 | 119 | 15,700 | 6,000 | C:B |
| 795 | Colombia | Cucuta | 795,000 | 46 | 119 | 17,300 | 6,700 | C:B |
| 795 | India | Jabalpur, MP | 1,440,000 | 46 | 119 | 31,300 | 12,100 | A:B |
| 795 | Mexico | Acapulco | 790,000 | 46 | 119 | 17,200 | 6,600 | C:B |
| 795 | Russia | Astrakhan | 525,000 | 46 | 119 | 11,400 | 4,400 | C:B |
| 795 | Yemen | Ta'izz | 780,000 | 46 | 119 | 17,000 | 6,500 | D:B |
| 806 | Japan | Matsuyama | 550,000 | 45 | 117 | 12,200 | 4,700 | C:B |
| 809 | Argentina | Santa Fe | 560,000 | 45 | 117 | 12,400 | 4,800 | C:B |
| 809 | Brazil | Aracaju | 830,000 | 45 | 117 | 18,400 | 7,100 | C:B |
| 809 | Brazil | Feira de Santana | 595,000 | 45 | 117 | 13,200 | 5,100 | C:B |
| 809 | China | Chengde, HEB | 840,000 | 45 | 117 | 18,700 | 7,200 | C:B |
| 809 | China | Fuzhou, JX | 1,015,000 | 45 | 117 | 22,600 | 8,700 | C:B |
| 809 | China | Hegang, HL | 705,000 | 45 | 117 | 15,700 | 6,000 | C:B |
| 809 | China | Luzhou, SC | 850,000 | 45 | 117 | 18,900 | 7,300 | C:B |
| 809 | China | Panzhuhua, SC | 870,000 | 45 | 117 | 19,300 | 7,500 | C:B |
| 809 | China | Wenling (Taizhou), ZJ | 1,410,000 | 45 | 117 | 31,300 | 12,100 | C:B |
| 809 | China | Xingtai, HEB | 820,000 | 45 | 117 | 18,200 | 7,000 | C:B |
| 809 | China | Yixing (Wuxi), JS | 750,000 | 45 | 117 | 16,700 | 6,400 | C:B |
| 809 | China | Yulin, GX | 735,000 | 45 | 117 | 16,300 | 6,300 | C:B |
| 809 | China: Taiwan | Hsinchu | 560,000 | 45 | 117 | 12,400 | 4,800 | C:B |
| 809 | Iran | Qom | 1,145,000 | 45 | 117 | 25,400 | 9,800 | C:B |
| 809 | Morocco | Agadir | 605,000 | 45 | 117 | 13,400 | 5,200 | C:B |
| 809 | Nigeria | Akure | 645,000 | 45 | 117 | 14,300 | 5,500 | W:B |
| 809 | Pakistan | Bahawalpur | 1,060,000 | 45 | 117 | 23,600 | 9,100 | D:B |
| 827 | China | Fuyang (Hangzhou), ZJ | 710,000 | 44 | 114 | 16,100 | 6,200 | C:B |
| 827 | China | Tengzhou (Zhaozhuang), SD | 910,000 | 44 | 114 | 20,700 | 8,000 | C:B |
| 827 | Gambia | Banjul | 560,000 | 44 | 114 | 12,700 | 4,900 | C:B |
| 827 | Mexico | Villahermosa | 600,000 | 44 | 114 | 13,600 | 5,300 | C:B |
| 827 | Rwanda | Kigali | 1,270,000 | 44 | 114 | 28,900 | 11,100 | C:B |

| | | | | | | | | |
|-----|----------------------|-------------------------|-----------|----|-----|--------|--------|-----|
| 827 | Tanzania | Mwanza | 1,035,000 | 44 | 114 | 23,500 | 9,100 | D:B |
| 833 | Albania | Tirana | 655,000 | 43 | 111 | 15,200 | 5,900 | C:B |
| 833 | Central African Rep. | Bangui | 870,000 | 43 | 111 | 20,200 | 7,800 | D:B |
| 833 | China | Laibin, GX | 595,000 | 43 | 111 | 13,800 | 5,300 | C:B |
| 833 | Morocco | Marrakech | 1,290,000 | 43 | 111 | 30,000 | 11,600 | C:B |
| 833 | Russia | Barnaul | 620,000 | 43 | 111 | 14,400 | 5,600 | C:B |
| 838 | United Kingdom | Leicester | 545,000 | 42 | 109 | 12,100 | 4,700 | A:A |
| 839 | Argentina | Salta | 610,000 | 42 | 109 | 14,500 | 5,600 | C:B |
| 839 | Spain | Santa Cruz de Tenerife | 525,000 | 42 | 109 | 12,500 | 4,800 | C:B |
| 841 | China | Chizhou, AN | 650,000 | 41 | 106 | 15,900 | 6,100 | C:B |
| 841 | China | Guilin, GX | 1,020,000 | 41 | 106 | 24,900 | 9,600 | C:B |
| 841 | China | Siping, JL | 625,000 | 41 | 106 | 15,200 | 5,900 | C:B |
| 841 | China | Zhangqiu (Jinan), SD | 720,000 | 41 | 106 | 17,600 | 6,800 | C:B |
| 841 | India | Salem, TN | 1,080,000 | 41 | 106 | 26,300 | 10,200 | A:B |
| 841 | Indonesia | Bandar Lampung | 995,000 | 41 | 106 | 24,300 | 9,400 | C:B |
| 841 | Indonesia | Cirebon | 1,185,000 | 41 | 106 | 28,900 | 11,200 | C:B |
| 841 | Russia | Kemerovo | 545,000 | 41 | 106 | 13,300 | 5,100 | C:B |
| 841 | Russia | Novokuznetsk | 540,000 | 41 | 106 | 13,200 | 5,100 | D:B |
| 841 | Sudan | Nyala | 840,000 | 41 | 106 | 20,500 | 7,900 | C:B |
| 851 | Angola | Benguela | 565,000 | 40 | 104 | 14,100 | 5,500 | C:B |
| 851 | Brazil | Blumenau | 735,000 | 40 | 104 | 18,400 | 7,100 | C:B |
| 851 | China | Anqing, AH | 620,000 | 40 | 104 | 15,500 | 6,000 | C:B |
| 851 | China | Haicheng (Anshan), LN | 710,000 | 40 | 104 | 17,800 | 6,900 | C:B |
| 851 | China | Shougang (Weifang), SD | 570,000 | 40 | 104 | 14,300 | 5,500 | C:B |
| 851 | China | Zoucheng (Jining), SD | 500,000 | 40 | 104 | 12,500 | 4,800 | C:B |
| 851 | Dominican Republic | Santiago | 670,000 | 40 | 104 | 16,800 | 6,500 | C:B |
| 851 | India | Tiruppur, TN | 1,335,000 | 40 | 104 | 33,400 | 12,900 | A:B |
| 851 | Indonesia | Samarinda | 910,000 | 40 | 104 | 22,800 | 8,800 | C:B |
| 851 | Iran | Kermanshah | 980,000 | 40 | 104 | 24,500 | 9,500 | C:B |
| 851 | Jamaica | Kingston | 585,000 | 40 | 104 | 14,600 | 5,600 | D:B |
| 851 | Nigeria | Osogbo | 735,000 | 40 | 104 | 18,400 | 7,100 | W:B |
| 851 | Russia | Tomsk | 565,000 | 40 | 104 | 14,100 | 5,500 | C:B |
| 851 | South Korea | Changwon | 1,000,000 | 40 | 104 | 25,000 | 9,700 | C:B |
| 851 | Turkey | Denizli | 570,000 | 40 | 104 | 14,300 | 5,500 | D:B |
| 866 | Benin | Porto Novo | 525,000 | 39 | 101 | 13,500 | 5,200 | W:B |
| 866 | Burkina Faso | Bobo-Dioulasso | 885,000 | 39 | 101 | 22,700 | 8,800 | W:B |
| 866 | China | Suizhou, HUB | 665,000 | 39 | 101 | 17,100 | 6,600 | C:B |
| 866 | China | Zhoukou, HEN | 635,000 | 39 | 101 | 16,300 | 6,300 | C:B |
| 866 | India | Dhanbad, JH | 1,335,000 | 39 | 101 | 34,200 | 13,200 | A:B |
| 866 | India | Gwalior, MP | 1,325,000 | 39 | 101 | 34,000 | 13,100 | A:B |
| 866 | India | Rajkot, GJ | 1,760,000 | 39 | 101 | 45,100 | 17,400 | A:B |
| 866 | Indonesia | Padang | 930,000 | 39 | 101 | 23,800 | 9,200 | C:B |
| 866 | Turkey | Diyarbakir | 990,000 | 39 | 101 | 25,400 | 9,800 | D:B |
| 875 | China | Weinan, SAA | 765,000 | 38 | 98 | 20,100 | 7,800 | C:B |
| 875 | Cote d'Ivoire | Bouake | 675,000 | 38 | 98 | 17,800 | 6,900 | W:B |
| 875 | Iraq | Basra | 1,090,000 | 38 | 98 | 28,700 | 11,100 | D:B |
| 875 | Peru | Trujillo | 840,000 | 38 | 98 | 22,100 | 8,500 | D:B |
| 875 | Spain | Murcia | 515,000 | 38 | 98 | 13,600 | 5,200 | C:B |
| 875 | Turkey | Samsun | 625,000 | 38 | 98 | 16,400 | 6,400 | C:B |
| 881 | China | Shuozhou, SA | 760,000 | 37 | 96 | 20,500 | 7,900 | C:B |
| 881 | China | Tongxiang (Jiaxing), ZJ | 895,000 | 37 | 96 | 24,200 | 9,300 | C:B |
| 881 | Congo (Dem. Rep.) | Goma | 560,000 | 37 | 96 | 15,100 | 5,800 | D:B |
| 881 | Morocco | Tanger | 1,175,000 | 37 | 96 | 31,800 | 12,300 | C:B |
| 881 | Philippines | General Santos | 575,000 | 37 | 96 | 15,500 | 6,000 | C:B |
| 881 | Syria | Homs | 1,640,000 | 37 | 96 | 44,300 | 17,100 | D:B |
| 887 | China | Anqiu (Weifang), SD | 810,000 | 36 | 93 | 22,500 | 8,700 | C:B |
| 887 | China | Fuyang, AH | 670,000 | 36 | 93 | 18,600 | 7,200 | C:B |
| 887 | China | Guigang, GX | 710,000 | 36 | 93 | 19,700 | 7,600 | C:B |
| 887 | Colombia | Cartagena | 925,000 | 36 | 93 | 25,700 | 9,900 | C:B |
| 887 | India | Aligarh, UP | 1,140,000 | 36 | 93 | 31,700 | 12,200 | A:B |

| | | | | | | | | |
|-----|-------------------|------------------------|-----------|----|------|--------|--------|-----|
| 887 | India | Aurangabad, MH | 1,470,000 | 36 | 93 | 40,800 | 15,800 | A:B |
| 887 | Zambia | Ndola | 540,000 | 36 | 93 | 15,000 | 5,800 | C:B |
| 894 | Brazil | Juiz de Fora | 545,000 | 35 | 91 | 15,600 | 6,000 | D:B |
| 894 | China | Huaibei, AH | 1,180,000 | 35 | 91 | 33,700 | 13,000 | C:B |
| 894 | China | Liupanshui, GZ | 805,000 | 35 | 91 | 23,000 | 8,900 | C:B |
| 894 | China | Xiantao, HUB | 610,000 | 35 | 91 | 17,400 | 6,700 | C:B |
| 894 | China | Zigong, SC | 950,000 | 35 | 91 | 27,100 | 10,500 | C:B |
| 894 | Ghana | Sekondi Takoradi | 580,000 | 35 | 91 | 16,600 | 6,400 | W:B |
| 894 | India | Patiala, HR | 560,000 | 35 | 91 | 16,000 | 6,200 | A:B |
| 894 | India | Vijayawada, AP | 1,915,000 | 35 | 91 | 54,700 | 21,100 | A:B |
| 894 | Iran | Zahedan | 610,000 | 35 | 91 | 17,400 | 6,700 | C:B |
| 894 | Macedonia | Skopje | 550,000 | 35 | 91 | 15,700 | 6,100 | C:B |
| 894 | Morocco | Fez | 1,200,000 | 35 | 91 | 34,300 | 13,200 | C:B |
| 894 | Morocco | Meknes | 690,000 | 35 | 91 | 19,700 | 7,600 | C:B |
| 894 | Nigeria | Aba | 1,325,000 | 35 | 91 | 37,900 | 14,600 | W:B |
| 894 | Philippines | Iloilo City | 530,000 | 35 | 91 | 15,100 | 5,800 | C:B |
| 894 | Russia | Ulyanovsk | 610,000 | 35 | 91 | 17,400 | 6,700 | C:B |
| 894 | Russia | Vladivostok | 595,000 | 35 | 91 | 17,000 | 6,600 | C:B |
| 894 | Somalia | Mogadishu | 2,555,000 | 35 | 91 | 73,000 | 28,200 | D:B |
| 894 | South Korea | Pohang | 530,000 | 35 | 91 | 15,100 | 5,800 | C:B |
| 907 | Nigeria | Bauchi | 585,000 | 34 | 88 | 17,200 | 6,600 | W:B |
| 912 | China | Taixing (Taizhou), JS | 630,000 | 34 | 88 | 18,500 | 7,200 | C:B |
| 912 | Congo (Dem. Rep.) | Kolwezi | 530,000 | 34 | 88 | 15,600 | 6,000 | D:B |
| 912 | India | Warangal, AP | 925,000 | 34 | 88 | 27,200 | 10,500 | A:B |
| 912 | Iran | Urmia | 785,000 | 34 | 88 | 23,100 | 8,900 | D:B |
| 912 | Iraq | Najaf | 995,000 | 34 | 88 | 29,300 | 11,300 | D:B |
| 912 | Nigeria | Sokoto | 635,000 | 34 | 88 | 18,700 | 7,200 | W:B |
| 912 | Nigeria | Zaria | 770,000 | 34 | 88 | 22,600 | 8,700 | W:B |
| 920 | Brazil | Porto Velho | 500,000 | 33 | 85 | 15,200 | 5,900 | D:B |
| 920 | China | Benxi, LN | 1,070,000 | 33 | 85 | 32,400 | 12,500 | C:B |
| 920 | China | Cangnan (Wenzhou), ZJ | 625,000 | 33 | 85 | 18,900 | 7,300 | C:B |
| 920 | China | Linhai (Taizhou), ZJ | 530,000 | 33 | 85 | 16,100 | 6,200 | C:B |
| 920 | China | Maoming, GD | 665,000 | 33 | 85 | 20,200 | 7,800 | C:B |
| 920 | Egypt | Suez | 625,000 | 33 | 85 | 18,900 | 7,300 | D:B |
| 920 | India | Raurkela, OR | 620,000 | 33 | 85 | 18,800 | 7,300 | A:B |
| 920 | India | Tiruchirappalli, TN | 1,155,000 | 33 | 85 | 35,000 | 13,500 | A:B |
| 920 | Kenya | Mombasa | 1,280,000 | 33 | 85 | 38,800 | 15,000 | D:B |
| 920 | South Korea | Jeonju | 675,000 | 33 | 85 | 20,500 | 7,900 | D:B |
| 930 | China | Bozhou, AH | 715,000 | 32 | 83 | 22,300 | 8,600 | C:B |
| 930 | India | Bareilly, UP | 1,195,000 | 32 | 83 | 37,300 | 14,400 | A:B |
| 930 | India | Puducherry, PY | 795,000 | 32 | 83 | 24,800 | 9,600 | A:B |
| 930 | Iraq | Kirkuk | 700,000 | 32 | 83 | 21,900 | 8,400 | D:B |
| 930 | Philippines | Bacolod | 580,000 | 32 | 83 | 18,100 | 7,000 | C:B |
| 935 | China | Liyang (Changzhou), JS | 605,000 | 31 | 80 | 19,500 | 7,500 | C:B |
| 935 | China | Pizhou (Xuxhou), JS | 675,000 | 31 | 80 | 21,800 | 8,400 | C:B |
| 935 | China | Wanzhou, CQ | 725,000 | 31 | 80 | 23,400 | 9,000 | C:B |
| 935 | China | Yibin, SC | 610,000 | 31 | 80 | 19,700 | 7,600 | C:B |
| 935 | Congo (Dem. Rep.) | Butembo | 870,000 | 31 | 80 | 28,100 | 10,800 | C:B |
| 935 | Congo (Dem. Rep.) | Kisangani | 1,170,000 | 31 | 80 | 37,700 | 14,600 | D:B |
| 935 | Iran | Arak | 545,000 | 31 | 80 | 17,600 | 6,800 | C:B |
| 942 | China | Feicheng (Taian), SD | 535,000 | 30 | 78 | 17,800 | 6,900 | C:B |
| 942 | China | Leshan, SC | 690,000 | 30 | 78 | 23,000 | 8,900 | C:B |
| 942 | Guinea-Bissau | Bissau | 630000 | 30 | 77.7 | 21000 | 8100 | W:B |
| 942 | India | Agartala, TR | 725,000 | 30 | 78 | 24,200 | 9,300 | A:B |
| 942 | Indonesia | Jambi | 585,000 | 30 | 78 | 19,500 | 7,500 | C:B |
| 942 | Iraq | Sulaimaniya | 1,110,000 | 30 | 78 | 37,000 | 14,300 | D:B |
| 942 | Italy | Genoa | 610,000 | 30 | 78 | 20,300 | 7,900 | C:B |
| 942 | Nigeria | Enugu | 775,000 | 30 | 78 | 25,800 | 10,000 | W:B |
| 942 | North Korea | Chongjin | 635,000 | 30 | 78 | 21,200 | 8,200 | D:B |
| 951 | China | Xiaoxian (Suzhou), AN | 560,000 | 29 | 75 | 19,300 | 7,500 | C:B |

| | | | | | | | | |
|------|-------------------|-------------------------|-----------|----|-------|--------|--------|-----|
| 951 | China | Xinyang, HEN | 620,000 | 29 | 75 | 21,400 | 8,300 | C:B |
| 951 | India | Tirunelveli, TN | 600,000 | 29 | 75 | 20,700 | 8,000 | A:B |
| 951 | Iraq | Irbil | 1,235,000 | 29 | 75 | 42,600 | 16,400 | D:B |
| 951 | Mexico | Xalapa | 530,000 | 29 | 75 | 18,300 | 7,100 | C:B |
| 956 | China | Danyang (Zhenjiang), JS | 910,000 | 28 | 73 | 32,500 | 12,500 | C:B |
| 956 | Congo (Dem. Rep.) | Kananga | 1,370,000 | 28 | 73 | 48,900 | 18,900 | D:B |
| 956 | India | Ajmer, RJ | 615,000 | 28 | 73 | 22,000 | 8,500 | A:B |
| 956 | India | Belgaum, KA | 710,000 | 28 | 73 | 25,400 | 9,800 | A:B |
| 956 | India | Udaipur, RJ | 555,000 | 28 | 73 | 19,800 | 7,700 | A:B |
| 956 | Thailand | Udon Thani | 550,000 | 28 | 73 | 19,600 | 7,600 | D:B |
| 962 | Bangladesh | Khulna | 1,005,000 | 27 | 70 | 37,200 | 14,400 | D:B |
| 962 | China | Tonghua, JL | 510,000 | 27 | 70 | 18,900 | 7,300 | C:B |
| 962 | Colombia | Bucaramanga | 1,055,000 | 27 | 70 | 39,100 | 15,100 | C:B |
| 962 | India | Jammu, JK | 710,000 | 27 | 70 | 26,300 | 10,200 | A:B |
| 962 | Philippines | Cagayan de Oro | 685,000 | 27 | 70 | 25,400 | 9,800 | C:B |
| 967 | China | Anshun, GZ | 585,000 | 26 | 67 | 22,500 | 8,700 | C:B |
| 967 | China | Renqiu (Cangzhou), HEB | 605,000 | 26 | 67 | 23,300 | 9,000 | C:B |
| 967 | China | Xuchang, HEN | 670,000 | 26 | 67 | 25,800 | 9,900 | C:B |
| 967 | China | Yanshi (Louyang), HEN | 605,000 | 26 | 67 | 23,300 | 9,000 | C:B |
| 967 | China | Zhangye, GS | 515,000 | 26 | 67 | 19,800 | 7,600 | C:B |
| 967 | India | Amravati, MH | 740,000 | 26 | 67 | 28,500 | 11,000 | A:B |
| 967 | Russia | Orenburg | 550,000 | 26 | 67 | 21,200 | 8,200 | C:B |
| 974 | Afghanistan | Kandahar | 570,000 | 25 | 65 | 22,800 | 8,800 | C:B |
| 974 | China | Pingxiang, JX | 625,000 | 25 | 65 | 25,000 | 9,700 | C:B |
| 974 | China | Zhaoqing, GD | 630,000 | 25 | 65 | 25,200 | 9,700 | C:B |
| 974 | Congo (Dem. Rep.) | Likasi | 565,000 | 25 | 65 | 22,600 | 8,700 | D:B |
| 974 | Eritrea | Asmara | 925,000 | 25 | 65 | 37,000 | 14,300 | D:B |
| 974 | India | Asansol, WB | 1,415,000 | 25 | 65 | 56,600 | 21,900 | A:B |
| 974 | India | Bhavnagar, GJ | 695,000 | 25 | 65 | 27,800 | 10,700 | A:B |
| 974 | India | Bikaner, RJ | 760,000 | 25 | 65 | 30,400 | 11,700 | A:B |
| 974 | India | Imphal, MN | 530,000 | 25 | 65 | 21,200 | 8,200 | A:B |
| 974 | India | Panipat, HR | 525,000 | 25 | 65 | 21,000 | 8,100 | A:B |
| 974 | India | Solapur, MH | 1,040,000 | 25 | 65 | 41,600 | 16,100 | A:B |
| 974 | Indonesia | Banjarmasin | 695,000 | 25 | 65 | 27,800 | 10,700 | C:B |
| 974 | Indonesia | Serang | 575,000 | 25 | 65 | 23,000 | 8,900 | C:B |
| 974 | Mozambique | Nampula | 720,000 | 25 | 65 | 28,800 | 11,100 | D:B |
| 974 | Somalia | Hargeysa | 900,000 | 25 | 65 | 36,000 | 13,900 | D:B |
| 974 | Tanzania | Zanzibar | 745,000 | 25 | 65 | 29,800 | 11,500 | C:B |
| 974 | Turkey | Urfa | 675,000 | 25 | 65 | 27,000 | 10,400 | C:B |
| 974 | Viet Nam | Can Tho | 550,000 | 25 | 65 | 22,000 | 8,500 | F:B |
| 992 | China | Dengzhou (Nanyang), HEN | 955,000 | 24 | 62 | 39,800 | 15,400 | C:B |
| 992 | China | Qianjiang, HUB | 535,000 | 24 | 62 | 22,300 | 8,600 | C:B |
| 992 | India | Kakinada, AP | 505,000 | 24 | 62 | 21,000 | 8,100 | A:B |
| 992 | India | Kolhapur, MAH | 625,000 | 24 | 62 | 26,000 | 10,100 | A:B |
| 992 | Indonesia | Pontianak | 645,000 | 24 | 62 | 26,900 | 10,400 | D:B |
| 992 | Indonesia | Tasikmalaya | 940000 | 24 | 62.16 | 39200 | 15100 | C:B |
| 992 | Iran | Ardabil | 555,000 | 24 | 62 | 23,100 | 8,900 | C:B |
| 992 | Iran | Rasht | 605,000 | 24 | 62 | 25,200 | 9,700 | C:B |
| 992 | Nigeria | Abeokuta | 555,000 | 24 | 62 | 23,100 | 8,900 | W:B |
| 992 | Syria | Hama | 1,230,000 | 24 | 62 | 51,300 | 19,800 | D:B |
| 1002 | China | Liaoyuan, JL | 565,000 | 23 | 60 | 24,600 | 9,500 | C:B |
| 1002 | India | Tirupati, AP | 615,000 | 23 | 60 | 26,700 | 10,300 | A:B |
| 1002 | Iraq | Karbala | 730,000 | 23 | 60 | 31,700 | 12,300 | D:B |
| 1005 | China | Loudi, HUN | 765,000 | 22 | 57 | 34,800 | 13,400 | C:B |
| 1005 | India | Bilaspur, CH | 565,000 | 22 | 57 | 25,700 | 9,900 | A:B |
| 1005 | India | Guntur, AP | 820,000 | 22 | 57 | 37,300 | 14,400 | A:B |
| 1005 | Iran | Hamadan | 585,000 | 22 | 57 | 26,600 | 10,300 | D:B |
| 1005 | Iraq | Nasiriyah | 560,000 | 22 | 57 | 25,500 | 9,800 | D:B |
| 1005 | Pakistan | Sheikhupura | 580,000 | 22 | 57 | 26,400 | 10,200 | D:B |
| 1005 | South Korea | Cheongju | 660,000 | 22 | 57 | 30,000 | 11,600 | C:B |

| | | | | | | | | |
|------|-------------------|-----------------------|-----------|----|----|--------|--------|-----|
| 1012 | China | Neijiang, SC | 545,000 | 21 | 54 | 26,000 | 10,000 | C:B |
| 1012 | India | Gorakhpur, UP | 765,000 | 21 | 54 | 36,400 | 14,100 | A:B |
| 1012 | India | Rajahmundry, AP | 540,000 | 21 | 54 | 25,700 | 9,900 | A:B |
| 1012 | India | Saharanpur, UP | 910,000 | 21 | 54 | 43,300 | 16,700 | A:B |
| 1012 | Israel | Beer Sheba | 600,000 | 21 | 54 | 28,600 | 11,000 | D:B |
| 1012 | Philippines | Zamboanga | 770,000 | 21 | 54 | 36,700 | 14,200 | C:B |
| 1018 | China | Yiyang, HUN | 615,000 | 20 | 52 | 30,800 | 11,900 | C:B |
| 1018 | India | Cherthala, KL | 665,000 | 20 | 52 | 33,300 | 12,800 | A:B |
| 1018 | India | Cuttack, OR | 740,000 | 20 | 52 | 37,000 | 14,300 | A:B |
| 1018 | India | Erode, TN | 615,000 | 20 | 52 | 30,800 | 11,900 | A:B |
| 1018 | India | Hubli, KL | 660,000 | 20 | 52 | 33,000 | 12,700 | F:B |
| 1018 | India | Moradabad, UP | 1,125,000 | 20 | 52 | 56,300 | 21,700 | A:B |
| 1018 | India | Nellore, AP | 710,000 | 20 | 52 | 35,500 | 13,700 | A:B |
| 1018 | Pakistan | Sargodha | 765,000 | 20 | 52 | 38,300 | 14,800 | D:B |
| 1018 | Pakistan | Sialkot | 625,000 | 20 | 52 | 31,300 | 12,100 | D:B |
| 1018 | Peru | Chiclayo | 590,000 | 20 | 52 | 29,500 | 11,400 | C:B |
| 1028 | Afghanistan | Herat | 555,000 | 19 | 49 | 29,200 | 11,300 | C:B |
| 1028 | Bangladesh | Sylhet | 705,000 | 19 | 49 | 37,100 | 14,300 | C:B |
| 1028 | China | Tianmen, HUB | 665,000 | 19 | 49 | 35,000 | 13,500 | C:B |
| 1028 | India | Bokaro Steel City, JH | 630,000 | 19 | 49 | 33,200 | 12,800 | A:B |
| 1028 | India | Vellore, TN | 555,000 | 19 | 49 | 29,200 | 11,300 | A:B |
| 1028 | Iraq | Hillah | 540,000 | 19 | 49 | 28,400 | 11,000 | D:B |
| 1028 | North Korea | Hamhung | 540,000 | 19 | 49 | 28,400 | 11,000 | D:B |
| 1028 | Yemen | Al-Hudaydah | 625,000 | 19 | 49 | 32,900 | 12,700 | D:B |
| 1036 | Djibouti | Djibouti | 560,000 | 18 | 47 | 31,100 | 12,000 | D:B |
| 1036 | India | Jamnagar, GJ | 655,000 | 18 | 47 | 36,400 | 14,000 | A:B |
| 1036 | India | Mathura, UP | 560,000 | 18 | 47 | 31,100 | 12,000 | A:B |
| 1036 | India | Sangali, MH | 580,000 | 18 | 47 | 32,200 | 12,400 | A:B |
| 1040 | Colombia | Pereira | 560,000 | 17 | 44 | 32,900 | 12,700 | C:B |
| 1040 | Congo (Dem. Rep.) | Bukavu | 1,025,000 | 17 | 44 | 60,300 | 23,300 | D:B |
| 1040 | Congo (Dem. Rep.) | Bunia | 555,000 | 17 | 44 | 32,600 | 12,600 | D:B |
| 1040 | India | Nanded Waghala, MH | 605,000 | 17 | 44 | 35,600 | 13,700 | A:B |
| 1040 | India | Siliguri, WB | 925,000 | 17 | 44 | 54,400 | 21,000 | A:B |
| 1040 | Pakistan | Sukkur | 620,000 | 17 | 44 | 36,500 | 14,100 | D:B |
| 1040 | Palestine | Gaza | 695,000 | 17 | 44 | 40,900 | 15,800 | D:B |
| 1047 | Egypt | Al Mansurah | 535,000 | 16 | 41 | 33,400 | 12,900 | D:B |
| 1047 | Egypt | Port Said | 700,000 | 16 | 41 | 43,800 | 16,900 | D:B |
| 1047 | India | Davanagere, KT | 505,000 | 16 | 41 | 31,600 | 12,200 | A:B |
| 1047 | India | Jhansi, UP | 635,000 | 16 | 41 | 39,700 | 15,300 | A:B |
| 1047 | India | Kayamkulam, KL | 610,000 | 16 | 41 | 38,100 | 14,700 | A:B |
| 1047 | India | Ujjain, MP | 580,000 | 16 | 41 | 36,300 | 14,000 | A:B |
| 1047 | Nigeria | Ogbomosho | 520,000 | 16 | 41 | 32,500 | 12,500 | W:B |
| 1047 | Syria | Al-Hasakah | 605,000 | 16 | 41 | 37,800 | 14,600 | D:B |
| 1047 | Syria | Lattakia | 800,000 | 16 | 41 | 50,000 | 19,300 | D:B |
| 1056 | Bangladesh | Bogra | 685,000 | 15 | 39 | 45,700 | 17,600 | D:B |
| 1056 | China | Lufeng (Shanwei), GD | 580,000 | 15 | 39 | 38,700 | 14,900 | C:B |
| 1056 | India | Gulbarga, KA | 645,000 | 15 | 39 | 43,000 | 16,600 | A:B |
| 1056 | India | Jalgaon, MH | 545,000 | 15 | 39 | 36,300 | 14,000 | A:B |
| 1056 | India | Kurnool, AP | 610,000 | 15 | 39 | 40,700 | 15,700 | A:B |
| 1056 | Nigeria | Lokoja | 590,000 | 15 | 39 | 39,300 | 15,200 | W:B |
| 1062 | Egypt | Al Mahallah al Kubra | 530,000 | 14 | 36 | 37,900 | 14,600 | C:B |
| 1063 | Colombia | Ibague | 540,000 | 13 | 34 | 41,500 | 16,000 | C:B |
| 1063 | Congo (Dem. Rep.) | Tshikapa | 855,000 | 13 | 34 | 65,800 | 25,400 | D:B |
| 1065 | Bangladesh | Rajshahi | 575,000 | 12 | 31 | 47,900 | 18,500 | C:B |
| 1065 | India | Gaya, BR | 545,000 | 12 | 31 | 45,400 | 17,500 | A:B |
| 1065 | India | Malegaon, MH | 690,000 | 12 | 31 | 57,500 | 22,200 | A:B |
| 1065 | Pakistan | Larkana | 530,000 | 12 | 31 | 44,200 | 17,100 | D:B |
| 1065 | Syria | Al-Raqqa | 770,000 | 12 | 31 | 64,200 | 24,800 | D:B |
| 1070 | India | Firozabad, UP | 635,000 | 11 | 28 | 57,700 | 22,300 | A:B |
| 1070 | India | Muzaffarnagar, UP | 655,000 | 11 | 28 | 59,500 | 23,000 | A:B |

| | | | | | | | | |
|------|------------------|-------|---------|----|----|--------|--------|-----|
| 1072 | China: Macau SAR | Macau | 685,000 | 10 | 26 | 68,500 | 26,400 | A:B |
|------|------------------|-------|---------|----|----|--------|--------|-----|

Base year and base population in Table 5

Density calculation: Where Source = "A:A", base year, otherwise current year

Table 4

BUILT-UP URBAN AREAS BY URBAN POPULATION DENSITY: 2019

Ranked by Population per Square Mile



Urban Areas 500,000 & Over Population

| Rank | Geography | Urban Area | Population Estimate | Land Area | | Population Density | | Basis:Pop: Area |
|------|----------------------|-------------------|---------------------|--------------|-------------------|--------------------|------------------|-----------------|
| | | | | Square Miles | Square Kilometers | Per Square Mile | Square Kilometer | |
| 1 | Bangladesh | Dhaka | 18,595,000 | 175 | 453 | 106,300 | 41,000 | C:B |
| 2 | Somalia | Mogadishu | 2,555,000 | 35 | 91 | 73,000 | 28,200 | D:B |
| 3 | India | Surat, GJ | 6,385,000 | 90 | 233 | 70,900 | 27,400 | A:B |
| 4 | India | Mumbai, MH | 23,645,000 | 340 | 881 | 69,500 | 26,900 | C:B |
| 5 | China: Macau SAR | Macau | 685,000 | 10 | 26 | 68,500 | 26,400 | A:B |
| 6 | China: Hong Kong SAR | Hong Kong | 7,435,000 | 110 | 285 | 67,600 | 26,100 | C:B |
| 7 | Congo (Dem. Rep.) | Tshikapa | 855,000 | 13 | 34 | 65,800 | 25,400 | D:B |
| 8 | Syria | Al-Raqqa | 770,000 | 12 | 31 | 64,200 | 24,800 | D:B |
| 9 | Congo (Dem. Rep.) | Bukavu | 1,025,000 | 17 | 44 | 60,300 | 23,300 | D:B |
| 10 | India | Muzaffarnagar, UP | 655,000 | 11 | 28 | 59,500 | 23,000 | A:B |
| 11 | India | Firozabad, UP | 635,000 | 11 | 28 | 57,700 | 22,300 | A:B |
| 12 | Congo (Dem. Rep.) | Kinshasa | 12,960,000 | 225 | 583 | 57,600 | 22,200 | C:B |
| 13 | India | Malegaon, MH | 690,000 | 12 | 31 | 57,500 | 22,200 | A:B |
| 14 | India | Ahmadabad, GJ | 7,715,000 | 135 | 350 | 57,100 | 22,100 | A:B |
| 15 | India | Asansol, WB | 1,415,000 | 25 | 65 | 56,600 | 21,900 | A:B |
| 16 | India | Moradabad, UP | 1,125,000 | 20 | 52 | 56,300 | 21,700 | A:B |
| 17 | India | Vijayawada, AP | 1,915,000 | 35 | 91 | 54,700 | 21,100 | A:B |
| 18 | India | Siliguri, WB | 925,000 | 17 | 44 | 54,400 | 21,000 | A:B |
| 19 | Syria | Aleppo | 5,125,000 | 100 | 259 | 51,300 | 19,800 | D:B |
| 19 | Syria | Hama | 1,230,000 | 24 | 62 | 51,300 | 19,800 | D:B |
| 21 | Syria | Lattakia | 800,000 | 16 | 41 | 50,000 | 19,300 | D:B |
| 22 | Bangladesh | Chittagong | 3,460,000 | 70 | 181 | 49,400 | 19,100 | C:B |
| 23 | Congo (Dem. Rep.) | Kananga | 1,370,000 | 28 | 73 | 48,900 | 18,900 | D:B |
| 24 | Bangladesh | Rajshahi | 575,000 | 12 | 31 | 47,900 | 18,500 | C:B |
| 25 | Colombia | Bogota | 10,705,000 | 226 | 585 | 47,400 | 18,300 | D:B |
| 26 | Bangladesh | Bogra | 685,000 | 15 | 39 | 45,700 | 17,600 | D:B |
| 27 | India | Gaya, BR | 545,000 | 12 | 31 | 45,400 | 17,500 | A:B |
| 28 | Congo (Dem. Rep.) | Mbuji-Mayi | 2,395,000 | 53 | 137 | 45,200 | 17,400 | D:B |
| 29 | India | Rajkot, GJ | 1,760,000 | 39 | 101 | 45,100 | 17,400 | A:B |
| 30 | Egypt | Alexandria | 5,075,000 | 113 | 293 | 44,900 | 17,300 | C:B |
| 31 | Syria | Homs | 1,640,000 | 37 | 96 | 44,300 | 17,100 | D:B |
| 32 | Pakistan | Larkana | 530,000 | 12 | 31 | 44,200 | 17,100 | D:B |
| 33 | Senegal | Dakar | 3,305,000 | 75 | 194 | 44,100 | 17,000 | W:B |
| 34 | Egypt | Port Said | 700,000 | 16 | 41 | 43,800 | 16,900 | D:B |
| 35 | Cameroon | Douala | 3,425,000 | 79 | 205 | 43,400 | 16,700 | D:B |
| 35 | India | Patna, BR | 2,385,000 | 55 | 142 | 43,400 | 16,700 | A:B |
| 37 | India | Saharanpur, UP | 910,000 | 21 | 54 | 43,300 | 16,700 | A:B |
| 38 | North Korea | Pyongyang | 2,940,000 | 68 | 176 | 43,200 | 16,700 | D:B |
| 39 | India | Gulbarga, KA | 645,000 | 15 | 39 | 43,000 | 16,600 | A:B |
| 40 | Morocco | Casablanca | 4,490,000 | 105 | 272 | 42,800 | 16,500 | C:B |
| 41 | Iraq | Irbil | 1,235,000 | 29 | 75 | 42,600 | 16,400 | D:B |
| 42 | Pakistan | Hyderabad | 2,035,000 | 48 | 124 | 42,400 | 16,400 | C:B |
| 43 | India | Solapur, MH | 1,040,000 | 25 | 65 | 41,600 | 16,100 | A:B |
| 44 | Colombia | Ibague | 540,000 | 13 | 34 | 41,500 | 16,000 | C:B |
| 45 | Cameroon | Yaounde | 3,665,000 | 89 | 231 | 41,200 | 15,900 | D:B |
| 46 | Palestine | Gaza | 695,000 | 17 | 44 | 40,900 | 15,800 | D:B |

| | | | | | | | | |
|----|-------------------|-------------------------|------------|-----|-------|--------|--------|-----|
| 47 | India | Aurangabad, MH | 1,470,000 | 36 | 93 | 40,800 | 15,800 | A:B |
| 48 | India | Kurnool, AP | 610,000 | 15 | 39 | 40,700 | 15,700 | A:B |
| 49 | Syria | Damascus | 2,810,000 | 70 | 181 | 40,100 | 15,500 | D:B |
| 50 | China | Dengzhou (Nanyang), HEN | 955,000 | 24 | 62 | 39,800 | 15,400 | C:B |
| 51 | India | Jhansi, UP | 635,000 | 16 | 41 | 39,700 | 15,300 | A:B |
| 51 | India | Kanpur, UP | 3,175,000 | 80 | 207 | 39,700 | 15,300 | A:B |
| 53 | Afghanistan | Kabul | 3,960,000 | 100 | 259 | 39,600 | 15,300 | C:B |
| 53 | Colombia | Medellín | 3,680,000 | 93 | 241 | 39,600 | 15,300 | C:B |
| 55 | Nepal | Kathmandu | 3,045,000 | 77 | 199 | 39,500 | 15,300 | C:B |
| 56 | Nigeria | Lokoja | 590,000 | 15 | 39 | 39,300 | 15,200 | W:B |
| 57 | Indonesia | Tasikmalaya | 940,000 | 24 | 62 | 39,200 | 15,100 | C:B |
| 58 | Colombia | Bucaramanga | 1,055,000 | 27 | 70 | 39,100 | 15,100 | C:B |
| 59 | Kenya | Mombasa | 1,280,000 | 33 | 85 | 38,800 | 15,000 | D:B |
| 60 | China | Lufeng (Shanwei), GD | 580,000 | 15 | 39 | 38,700 | 14,900 | C:B |
| 61 | Pakistan | Sargodha | 765,000 | 20 | 52 | 38,300 | 14,800 | D:B |
| 62 | India | Kayamkulam, KL | 610,000 | 16 | 41 | 38,100 | 14,700 | A:B |
| 63 | Egypt | Al Mahallah al Kubra | 530,000 | 14 | 36 | 37,900 | 14,600 | C:B |
| 63 | Nigeria | Aba | 1,325,000 | 35 | 91 | 37,900 | 14,600 | W:B |
| 65 | Syria | Al-Hasakah | 605,000 | 16 | 41 | 37,800 | 14,600 | D:B |
| 66 | Congo (Dem. Rep.) | Kisangani | 1,170,000 | 31 | 80 | 37,700 | 14,600 | D:B |
| 67 | India | Nashik, MH | 1,950,000 | 52 | 135 | 37,500 | 14,500 | A:B |
| 68 | India | Bareilly, UP | 1,195,000 | 32 | 83 | 37,300 | 14,400 | A:B |
| 68 | India | Guntur, AP | 820,000 | 22 | 57 | 37,300 | 14,400 | A:B |
| 68 | Madagascar | Antananarivo | 2,800,000 | 75 | 194 | 37,300 | 14,400 | B:B |
| 71 | Bangladesh | Khulna | 1,005,000 | 27 | 70 | 37,200 | 14,400 | D:B |
| 72 | Bangladesh | Sylhet | 705,000 | 19 | 49 | 37,100 | 14,300 | C:B |
| 73 | Eritrea | Asmara | 925,000 | 25 | 65 | 37,000 | 14,300 | D:B |
| 73 | India | Cuttack, OR | 740,000 | 20 | 52 | 37,000 | 14,300 | A:B |
| 73 | Iraq | Sulaimaniya | 1,110,000 | 30 | 78 | 37,000 | 14,300 | D:B |
| 76 | Philippines | Zamboanga | 770,000 | 21 | 54 | 36,700 | 14,200 | C:B |
| 77 | Pakistan | Sukkur | 620,000 | 17 | 44 | 36,500 | 14,100 | D:B |
| 78 | India | Gorakhpur, UP | 765,000 | 21 | 54 | 36,400 | 14,100 | A:B |
| 78 | India | Jamnagar, GJ | 655,000 | 18 | 47 | 36,400 | 14,000 | A:B |
| 80 | India | Jalgaon, MH | 545,000 | 15 | 39 | 36,300 | 14,000 | A:B |
| 80 | India | Ujjain, MP | 580,000 | 16 | 41 | 36,300 | 14,000 | A:B |
| 82 | Yemen | Sana | 3,425,000 | 95 | 246 | 36,100 | 13,900 | D:B |
| 83 | Somalia | Hargeysa | 900,000 | 25 | 65 | 36,000 | 13,900 | D:B |
| 84 | Philippines | Manila | 25,065,000 | 700 | 1,813 | 35,800 | 13,800 | C:B |
| 85 | India | Nanded Waghala, MH | 605,000 | 17 | 44 | 35,600 | 13,700 | A:B |
| 86 | Cote d'Ivoire | Abidjan | 5,145,000 | 145 | 376 | 35,500 | 13,700 | W:B |
| 86 | India | Nellore, AP | 710,000 | 20 | 52 | 35,500 | 13,700 | A:B |
| 88 | China | Tianmen, HUB | 665,000 | 19 | 49 | 35,000 | 13,500 | C:B |
| 88 | India | Tiruchirappalli, TN | 1,155,000 | 33 | 85 | 35,000 | 13,500 | A:B |
| 90 | Nigeria | Port Harcourt | 2,130,000 | 61 | 158 | 34,900 | 13,500 | W:B |
| 91 | China | Loudi, HUN | 765,000 | 22 | 57 | 34,800 | 13,400 | C:B |
| 92 | Colombia | Cali | 2,445,000 | 71 | 184 | 34,400 | 13,300 | C:B |
| 93 | Morocco | Fez | 1,200,000 | 35 | 91 | 34,300 | 13,200 | C:B |
| 94 | India | Dhanbad, JH | 1,335,000 | 39 | 101 | 34,200 | 13,200 | A:B |
| 95 | India | Gwalior, MP | 1,325,000 | 39 | 101 | 34,000 | 13,100 | A:B |
| 96 | China | Huaibei, AH | 1,180,000 | 35 | 91 | 33,700 | 13,000 | C:B |
| 96 | Nigeria | Uyo | 2,360,000 | 70 | 181 | 33,700 | 13,000 | W:W |
| 96 | Pakistan | Karachi | 13,470,000 | 400 | 1,036 | 33,700 | 13,000 | C:B |
| 99 | Egypt | Al Mansurah | 535,000 | 16 | 41 | 33,400 | 12,900 | D:B |
| 99 | India | Tiruppur, TN | 1,335,000 | 40 | 104 | 33,400 | 12,900 | A:B |
| 99 | Pakistan | Lahore | 11,545,000 | 346 | 896 | 33,400 | 12,900 | C:B |

| | | | | | | | | |
|-----|-------------------|-------------------------|------------|-----|-------|--------|--------|-----|
| 102 | India | Cherthala, KL | 665,000 | 20 | 52 | 33,300 | 12,800 | A:B |
| 103 | India | Bokaro Steel City, JH | 630,000 | 19 | 49 | 33,200 | 12,800 | A:B |
| 103 | Peru | Lima | 11,460,000 | 345 | 894 | 33,200 | 12,800 | C:B |
| 105 | India | Hubli, KL | 660,000 | 20 | 52 | 33,000 | 12,700 | F:B |
| 106 | Colombia | Pereira | 560,000 | 17 | 44 | 32,900 | 12,700 | C:B |
| 106 | Yemen | Al-Hudaydah | 625,000 | 19 | 49 | 32,900 | 12,700 | D:B |
| 108 | Bangladesh | Savar | 2,290,000 | 70 | 181 | 32,700 | 12,600 | C:B |
| 109 | Congo (Dem. Rep.) | Bunia | 555,000 | 17 | 44 | 32,600 | 12,600 | D:B |
| 109 | India | Bhopal, MP | 2,285,000 | 70 | 181 | 32,600 | 12,600 | A:B |
| 111 | China | Danyang (Zhenjiang), JS | 910,000 | 28 | 73 | 32,500 | 12,500 | C:B |
| 111 | India | Delhi, DL-UP-HR | 28,125,000 | 865 | 2,240 | 32,500 | 12,600 | A:B |
| 111 | Nigeria | Ogbomosho | 520,000 | 16 | 41 | 32,500 | 12,500 | W:B |
| 114 | China | Benxi, LN | 1,070,000 | 33 | 85 | 32,400 | 12,500 | C:B |
| 114 | India | Agra, UP | 2,105,000 | 65 | 168 | 32,400 | 12,500 | A:B |
| 116 | India | Sangali, MH | 580,000 | 18 | 47 | 32,200 | 12,400 | A:B |
| 117 | Morocco | Tanger | 1,175,000 | 37 | 96 | 31,800 | 12,300 | C:B |
| 117 | Niger | Niamey | 1,590,000 | 50 | 130 | 31,800 | 12,300 | W:B |
| 117 | Nigeria | Kano | 3,980,000 | 125 | 324 | 31,800 | 12,300 | W:B |
| 120 | India | Aligarh, UP | 1,140,000 | 36 | 93 | 31,700 | 12,200 | A:B |
| 120 | Iraq | Karbala | 730,000 | 23 | 60 | 31,700 | 12,300 | D:B |
| 122 | India | Davanagere, KT | 505,000 | 16 | 41 | 31,600 | 12,200 | A:B |
| 123 | China | Wenling (Taizhou), ZJ | 1,410,000 | 45 | 117 | 31,300 | 12,100 | C:B |
| 123 | India | Jabalpur, MP | 1,440,000 | 46 | 119 | 31,300 | 12,100 | A:B |
| 123 | Pakistan | Sialkot | 625,000 | 20 | 52 | 31,300 | 12,100 | D:B |
| 126 | Djibouti | Djibouti | 560,000 | 18 | 47 | 31,100 | 12,000 | D:B |
| 126 | India | Mathura, UP | 560,000 | 18 | 47 | 31,100 | 12,000 | A:B |
| 128 | China | Yiyang, HUN | 615,000 | 20 | 52 | 30,800 | 11,900 | C:B |
| 128 | India | Erode, TN | 615,000 | 20 | 52 | 30,800 | 11,900 | A:B |
| 130 | Congo | Brazzaville | 2,140,000 | 70 | 181 | 30,600 | 11,800 | D:B |
| 130 | Philippines | Davao City | 1,530,000 | 50 | 130 | 30,600 | 11,800 | C:B |
| 132 | India | Bikaner, RJ | 760,000 | 25 | 65 | 30,400 | 11,700 | A:B |
| 133 | Morocco | Marrakech | 1,290,000 | 43 | 111 | 30,000 | 11,600 | C:B |
| 133 | South Korea | Cheongju | 660,000 | 22 | 57 | 30,000 | 11,600 | C:B |
| 135 | Tanzania | Zanzibar | 745,000 | 25 | 65 | 29,800 | 11,500 | C:B |
| 136 | Iran | Mashhad | 3,420,000 | 115 | 298 | 29,700 | 11,500 | C:B |
| 137 | India | Vadodara, GJ | 2,130,000 | 72 | 186 | 29,600 | 11,400 | A:B |
| 138 | Peru | Chiclayo | 590,000 | 20 | 52 | 29,500 | 11,400 | C:B |
| 139 | Philippines | Cebu | 2,645,000 | 90 | 233 | 29,400 | 11,300 | C:B |
| 140 | India | Kolkata, WB | 15,215,000 | 520 | 1,347 | 29,300 | 11,300 | A:B |
| 140 | Iraq | Najaf | 995,000 | 34 | 88 | 29,300 | 11,300 | D:B |
| 142 | Afghanistan | Herat | 555,000 | 19 | 49 | 29,200 | 11,300 | C:B |
| 142 | India | Madurai, TN | 1,695,000 | 58 | 150 | 29,200 | 11,300 | A:B |
| 142 | India | Vellore, TN | 555,000 | 19 | 49 | 29,200 | 11,300 | A:B |
| 145 | Myanmar | Mandalay | 1,485,000 | 51 | 132 | 29,100 | 11,200 | C:B |
| 145 | Pakistan | Gujranwala | 2,325,000 | 80 | 207 | 29,100 | 11,200 | C:B |
| 147 | India | Allahabad, UP | 1,385,000 | 48 | 124 | 28,900 | 11,100 | A:B |
| 147 | Indonesia | Cirebon | 1,185,000 | 41 | 106 | 28,900 | 11,200 | C:B |
| 147 | Rwanda | Kigali | 1,270,000 | 44 | 114 | 28,900 | 11,100 | C:B |
| 150 | Mozambique | Nampula | 720,000 | 25 | 65 | 28,800 | 11,100 | D:B |
| 151 | Iraq | Basra | 1,090,000 | 38 | 98 | 28,700 | 11,100 | D:B |
| 152 | Israel | Beer Sheba | 600,000 | 21 | 54 | 28,600 | 11,000 | D:B |
| 153 | India | Amravati, MH | 740,000 | 26 | 67 | 28,500 | 11,000 | A:B |
| 154 | Iraq | Hillah | 540,000 | 19 | 49 | 28,400 | 11,000 | D:B |
| 154 | Morocco | Rabat | 2,070,000 | 73 | 189 | 28,400 | 10,900 | C:B |
| 154 | North Korea | Hamhung | 540,000 | 19 | 49 | 28,400 | 11,000 | D:B |

| | | | | | | | | |
|-----|-------------------|----------------------|------------|-------|-------|--------|--------|-----|
| 154 | Singapore | Singapore | 5,670,000 | 200 | 518 | 28,400 | 10,900 | A:B |
| 158 | Haiti | Port-au-Prince | 2,900,000 | 103 | 267 | 28,200 | 10,900 | C:B |
| 159 | Congo (Dem. Rep.) | Butembo | 870,000 | 31 | 80 | 28,100 | 10,800 | C:B |
| 159 | Iraq | Baghdad | 7,315,000 | 260 | 673 | 28,100 | 10,900 | D:B |
| 161 | China | Wuhu, AH | 1,735,000 | 62 | 161 | 28,000 | 10,800 | C:B |
| 161 | Iraq | Mosul | 1,905,000 | 68 | 176 | 28,000 | 10,800 | D:B |
| 161 | Pakistan | Faisalabad | 3,355,000 | 120 | 311 | 28,000 | 10,800 | D:B |
| 164 | India | Bhavnagar, GJ | 695,000 | 25 | 65 | 27,800 | 10,700 | A:B |
| 164 | India | Pune, MH | 6,265,000 | 225 | 583 | 27,800 | 10,800 | A:B |
| 164 | Indonesia | Banjarmasin | 695,000 | 25 | 65 | 27,800 | 10,700 | C:B |
| 167 | Colombia | Barranquilla | 1,890,000 | 69 | 179 | 27,400 | 10,600 | C:B |
| 168 | Turkey | Izmir | 3,135,000 | 115 | 298 | 27,300 | 10,500 | C:B |
| 169 | India | Nagpur, MH | 2,860,000 | 105 | 272 | 27,200 | 10,500 | A:B |
| 169 | India | Raipur, CH | 1,495,000 | 55 | 142 | 27,200 | 10,500 | A:B |
| 169 | India | Warangal, AP | 925,000 | 34 | 88 | 27,200 | 10,500 | A:B |
| 172 | China | Zigong, SC | 950,000 | 35 | 91 | 27,100 | 10,500 | C:B |
| 172 | Indonesia | Bandung | 5,825,000 | 215 | 557 | 27,100 | 10,500 | C:B |
| 174 | Turkey | Urfa | 675,000 | 25 | 65 | 27,000 | 10,400 | C:B |
| 175 | India | Meerut, UP | 1,665,000 | 62 | 161 | 26,900 | 10,400 | A:B |
| 175 | Indonesia | Pontianak | 645,000 | 24 | 62 | 26,900 | 10,400 | D:B |
| 177 | Sierra Leone | Freetown | 1,875,000 | 70 | 181 | 26,800 | 10,300 | C:B |
| 178 | India | Tirupati, AP | 615,000 | 23 | 60 | 26,700 | 10,300 | A:B |
| 179 | China | Zhangjiakou, HEB | 1,330,000 | 50 | 130 | 26,600 | 10,300 | C:B |
| 179 | India | Indore, MP | 2,795,000 | 105 | 272 | 26,600 | 10,300 | A:B |
| 179 | Iran | Hamadan | 585,000 | 22 | 57 | 26,600 | 10,300 | D:B |
| 182 | Iran | Tabriz | 1,725,000 | 65 | 168 | 26,500 | 10,200 | C:B |
| 183 | India | Jamshedpur, JH | 1,560,000 | 59 | 153 | 26,400 | 10,200 | A:B |
| 183 | Indonesia | Jakarta | 34,365,000 | 1,300 | 3,367 | 26,400 | 10,200 | C:B |
| 183 | Pakistan | Sheikhupura | 580,000 | 22 | 57 | 26,400 | 10,200 | D:B |
| 183 | Turkey | Istanbul | 13,860,000 | 525 | 1,360 | 26,400 | 10,200 | C:B |
| 187 | India | Durg-Bhilainagar, CH | 1,315,000 | 50 | 130 | 26,300 | 10,200 | A:B |
| 187 | India | Jammu, JK | 710,000 | 27 | 70 | 26,300 | 10,200 | A:B |
| 187 | India | Salem, TN | 1,080,000 | 41 | 106 | 26,300 | 10,200 | A:B |
| 190 | India | Chennai, TN | 10,560,000 | 405 | 1,049 | 26,100 | 10,100 | A:B |
| 191 | China | Neijiang, SC | 545,000 | 21 | 54 | 26,000 | 10,000 | C:B |
| 191 | India | Kolhapur, MAH | 625,000 | 24 | 62 | 26,000 | 10,100 | A:B |
| 193 | China | Xuchang, HEN | 670,000 | 26 | 67 | 25,800 | 9,900 | C:B |
| 193 | Nigeria | Enugu | 775,000 | 30 | 78 | 25,800 | 10,000 | W:B |
| 195 | Colombia | Cartagena | 925,000 | 36 | 93 | 25,700 | 9,900 | C:B |
| 195 | India | Bilaspur, CH | 565,000 | 22 | 57 | 25,700 | 9,900 | A:B |
| 195 | India | Rajahmundry, AP | 540,000 | 21 | 54 | 25,700 | 9,900 | A:B |
| 198 | India | Ranchi, JH | 1,375,000 | 54 | 140 | 25,500 | 9,800 | A:B |
| 198 | Iraq | Nasiriyah | 560,000 | 22 | 57 | 25,500 | 9,800 | D:B |
| 200 | India | Belgaum, KA | 710,000 | 28 | 73 | 25,400 | 9,800 | A:B |
| 200 | Iran | Qom | 1,145,000 | 45 | 117 | 25,400 | 9,800 | C:B |
| 200 | Philippines | Cagayan de Oro | 685,000 | 27 | 70 | 25,400 | 9,800 | C:B |
| 200 | Turkey | Diyarbakir | 990,000 | 39 | 101 | 25,400 | 9,800 | D:B |
| 200 | Venezuela | Caracas | 2,900,000 | 114 | 295 | 25,400 | 9,800 | C:B |
| 205 | India | Varanasi, UP | 1,645,000 | 65 | 168 | 25,300 | 9,800 | A:B |
| 206 | China | Zhaoqing, GD | 630,000 | 25 | 65 | 25,200 | 9,700 | C:B |
| 206 | Iran | Rasht | 605,000 | 24 | 62 | 25,200 | 9,700 | C:B |
| 208 | India | Lucknow, UP | 3,520,000 | 140 | 363 | 25,100 | 9,700 | A:B |
| 209 | China | Pingxiang, JX | 625,000 | 25 | 65 | 25,000 | 9,700 | C:B |
| 209 | India | Bangalore, KA | 11,250,000 | 450 | 1,166 | 25,000 | 9,700 | A:B |
| 209 | South Korea | Changwon | 1,000,000 | 40 | 104 | 25,000 | 9,700 | C:B |

| | | | | | | | | |
|-----|--------------------|-------------------------|------------|-------|-------|--------|-------|-----|
| 209 | Zambia | Lusaka | 3,030,000 | 121 | 313 | 25,000 | 9,700 | C:B |
| 213 | China | Guilin, GX | 1,020,000 | 41 | 106 | 24,900 | 9,600 | C:B |
| 213 | Viet Nam | Hanoi | 8,350,000 | 335 | 868 | 24,900 | 9,600 | C:B |
| 215 | India | Puducherry, PY | 795,000 | 32 | 83 | 24,800 | 9,600 | A:B |
| 216 | Ecuador | Guayaquil | 2,940,000 | 119 | 308 | 24,700 | 9,500 | C:B |
| 217 | China | Liaoyuan, JL | 565,000 | 23 | 60 | 24,600 | 9,500 | C:B |
| 217 | South Korea | Daegu | 2,340,000 | 95 | 246 | 24,600 | 9,500 | C:B |
| 219 | Iran | Kermanshah | 980,000 | 40 | 104 | 24,500 | 9,500 | C:B |
| 220 | China | Xiangyang, HUB | 1,270,000 | 52 | 135 | 24,400 | 9,400 | C:B |
| 221 | Indonesia | Bandar Lampung | 995,000 | 41 | 106 | 24,300 | 9,400 | C:B |
| 221 | Myanmar | Yangon | 5,585,000 | 230 | 596 | 24,300 | 9,400 | C:B |
| 223 | China | Tongxiang (Jiaxing), ZJ | 895,000 | 37 | 96 | 24,200 | 9,300 | C:B |
| 223 | India | Agartala, TR | 725,000 | 30 | 78 | 24,200 | 9,300 | A:B |
| 223 | India | Coimbatore, TN | 2,660,000 | 110 | 285 | 24,200 | 9,300 | A:B |
| 226 | Indonesia | Padang | 930,000 | 39 | 101 | 23,800 | 9,200 | C:B |
| 227 | Pakistan | Peshawar | 2,130,000 | 90 | 233 | 23,700 | 9,100 | C:B |
| 228 | Pakistan | Bahawalpur | 1,060,000 | 45 | 117 | 23,600 | 9,100 | D:B |
| 228 | Turkey | Bursa | 1,885,000 | 80 | 207 | 23,600 | 9,100 | C:B |
| 230 | China | Chaozhou, GD | 1,595,000 | 68 | 176 | 23,500 | 9,100 | C:B |
| 230 | Tanzania | Mwanza | 1,035,000 | 44 | 114 | 23,500 | 9,100 | D:B |
| 232 | China | Wanzhou, CQ | 725,000 | 31 | 80 | 23,400 | 9,000 | C:B |
| 233 | China | Renqiu (Cangzhou), HEB | 605,000 | 26 | 67 | 23,300 | 9,000 | C:B |
| 233 | China | Yanshi (Louyang), HEN | 605,000 | 26 | 67 | 23,300 | 9,000 | C:B |
| 235 | Dominican Republic | Santo Domingo | 3,810,000 | 165 | 427 | 23,100 | 8,900 | C:B |
| 235 | India | Amritsar, PB | 1,360,000 | 59 | 153 | 23,100 | 8,900 | A:B |
| 235 | India | Kota, RJ | 1,155,000 | 50 | 130 | 23,100 | 8,900 | C:B |
| 235 | Iran | Ardabil | 555,000 | 24 | 62 | 23,100 | 8,900 | C:B |
| 235 | Iran | Urmia | 785,000 | 34 | 88 | 23,100 | 8,900 | D:B |
| 235 | Nigeria | Abeokuta | 555,000 | 24 | 62 | 23,100 | 8,900 | W:B |
| 241 | China | Leshan, SC | 690,000 | 30 | 78 | 23,000 | 8,900 | C:B |
| 241 | China | Liupanshui, GZ | 805,000 | 35 | 91 | 23,000 | 8,900 | C:B |
| 241 | India | Kollam, KL | 1,610,000 | 70 | 181 | 23,000 | 8,900 | A:B |
| 241 | Indonesia | Serang | 575,000 | 25 | 65 | 23,000 | 8,900 | C:B |
| 245 | Egypt | Cairo | 16,925,000 | 740 | 1,917 | 22,900 | 8,800 | C:B |
| 245 | India | Ludhiana, PB | 1,835,000 | 80 | 207 | 22,900 | 8,900 | A:B |
| 245 | India | Srinagar, JK | 1,535,000 | 67 | 174 | 22,900 | 8,800 | A:B |
| 245 | South Korea | Seoul-Incheon | 24,315,000 | 1,060 | 2,745 | 22,900 | 8,900 | C:B |
| 249 | Afghanistan | Kandahar | 570,000 | 25 | 65 | 22,800 | 8,800 | C:B |
| 249 | Indonesia | Samarinda | 910,000 | 40 | 104 | 22,800 | 8,800 | C:B |
| 249 | Pakistan | Multan | 1,935,000 | 85 | 220 | 22,800 | 8,800 | C:B |
| 252 | Burkina Faso | Bobo-Dioulasso | 885,000 | 39 | 101 | 22,700 | 8,800 | W:B |
| 252 | Indonesia | Yogyakarta | 2,045,000 | 90 | 233 | 22,700 | 8,800 | C:B |
| 254 | China | Fuzhou, JX | 1,015,000 | 45 | 117 | 22,600 | 8,700 | C:B |
| 254 | Congo (Dem. Rep.) | Likasi | 565,000 | 25 | 65 | 22,600 | 8,700 | D:B |
| 254 | Nigeria | Zaria | 770,000 | 34 | 88 | 22,600 | 8,700 | W:B |
| 257 | Algeria | Algiers | 3,820,000 | 170 | 440 | 22,500 | 8,700 | C:B |
| 257 | China | Anqiu (Weifang), SD | 810,000 | 36 | 93 | 22,500 | 8,700 | C:B |
| 257 | China | Anshun, GZ | 585,000 | 26 | 67 | 22,500 | 8,700 | C:B |
| 257 | Honduras | Tegucigalpa | 1,280,000 | 57 | 148 | 22,500 | 8,700 | C:B |
| 257 | Indonesia | Makassar | 1,555,000 | 69 | 179 | 22,500 | 8,700 | C:B |
| 257 | Turkey | Gaziantep | 1,465,000 | 65 | 168 | 22,500 | 8,700 | C:B |
| 263 | China | Bozhou, AH | 715,000 | 32 | 83 | 22,300 | 8,600 | C:B |
| 263 | China | Lanzhou, GS | 2,565,000 | 115 | 298 | 22,300 | 8,600 | L:B |
| 263 | China | Qianjiang, HUB | 535,000 | 24 | 62 | 22,300 | 8,600 | C:B |
| 263 | Mexico | Mexico City | 20,395,000 | 915 | 2,370 | 22,300 | 8,600 | C:B |

| | | | | | | | | |
|-----|----------------------|---------------------------|------------|-----|-------|--------|-------|-----|
| 267 | China | Ruian (Wenzhou), ZJ | 1,290,000 | 58 | 150 | 22,200 | 8,600 | C:B |
| 267 | Ethiopia | Addis Ababa | 4,225,000 | 190 | 492 | 22,200 | 8,600 | C:B |
| 267 | India | Malappuram, KL | 2,770,000 | 125 | 324 | 22,200 | 8,600 | A:B |
| 267 | Iran | Tehran | 14,410,000 | 650 | 1,684 | 22,200 | 8,600 | C:B |
| 271 | China | Qijing, YN | 1,260,000 | 57 | 148 | 22,100 | 8,500 | C:B |
| 271 | Peru | Trujillo | 840,000 | 38 | 98 | 22,100 | 8,500 | D:B |
| 271 | Tanzania | Dar es Salaam | 5,085,000 | 230 | 596 | 22,100 | 8,500 | C:B |
| 274 | India | Ajmer, RJ | 615,000 | 28 | 73 | 22,000 | 8,500 | A:B |
| 274 | Viet Nam | Can Tho | 550,000 | 25 | 65 | 22,000 | 8,500 | F:B |
| 276 | China | Liuzhou, GX | 1,755,000 | 80 | 207 | 21,900 | 8,500 | C:B |
| 276 | Iraq | Kirkuk | 700,000 | 32 | 83 | 21,900 | 8,400 | D:B |
| 278 | China | Pizhou (Xuxhou), JS | 675,000 | 31 | 80 | 21,800 | 8,400 | C:B |
| 278 | China | Yiwu (Jinhua), ZJ | 1,960,000 | 90 | 233 | 21,800 | 8,400 | C:B |
| 278 | South Korea | Busan | 3,385,000 | 155 | 401 | 21,800 | 8,400 | C:B |
| 281 | China | Xinyang, HEN | 620,000 | 29 | 75 | 21,400 | 8,300 | C:B |
| 281 | Liberia | Monrovia | 1,605,000 | 75 | 194 | 21,400 | 8,300 | W:B |
| 283 | India | Imphal, MN | 530,000 | 25 | 65 | 21,200 | 8,200 | A:B |
| 283 | North Korea | Chongjin | 635,000 | 30 | 78 | 21,200 | 8,200 | D:B |
| 283 | Russia | Orenburg | 550,000 | 26 | 67 | 21,200 | 8,200 | C:B |
| 286 | China | Kashi, XJ | 1,055,000 | 50 | 130 | 21,100 | 8,100 | C:B |
| 287 | China | Chaoyang (Shantou,) GD | 2,940,000 | 140 | 363 | 21,000 | 8,100 | C:B |
| 287 | Guinea-Bissau | Bissau | 630,000 | 30 | 78 | 21,000 | 8,100 | W:B |
| 287 | India | Kakinada, AP | 505,000 | 24 | 62 | 21,000 | 8,100 | A:B |
| 287 | India | Panipat, HR | 525,000 | 25 | 65 | 21,000 | 8,100 | A:B |
| 291 | South Korea | Daejeon | 1,465,000 | 70 | 181 | 20,900 | 8,100 | C:B |
| 292 | Laos | Vientiane | 1,040,000 | 50 | 130 | 20,800 | 8,000 | D:B |
| 293 | China | Tengzhou (Zhaozhuang), SD | 910,000 | 44 | 114 | 20,700 | 8,000 | C:B |
| 293 | China | Yichun, JX | 975,000 | 47 | 122 | 20,700 | 8,000 | C:B |
| 293 | India | Tirunelveli, TN | 600,000 | 29 | 75 | 20,700 | 8,000 | A:B |
| 296 | Brazil | Belem | 2,060,000 | 100 | 259 | 20,600 | 8,000 | C:B |
| 297 | China | Shuozhou, SA | 760,000 | 37 | 96 | 20,500 | 7,900 | C:B |
| 297 | India | Mysore, KA | 1,170,000 | 57 | 148 | 20,500 | 7,900 | A:B |
| 297 | Israel | Haifa | 1,130,000 | 55 | 142 | 20,500 | 7,900 | D:B |
| 297 | South Korea | Gwangju | 1,455,000 | 71 | 184 | 20,500 | 7,900 | C:B |
| 297 | South Korea | Jeonju | 675,000 | 33 | 85 | 20,500 | 7,900 | D:B |
| 297 | Sudan | Nyala | 840,000 | 41 | 106 | 20,500 | 7,900 | C:B |
| 303 | China | Huizhou, GD | 1,635,000 | 80 | 207 | 20,400 | 7,900 | L:B |
| 304 | India | Bhubaneswar, OR | 1,095,000 | 54 | 140 | 20,300 | 7,800 | A:B |
| 304 | Italy | Genoa | 610,000 | 30 | 78 | 20,300 | 7,900 | C:B |
| 306 | Brazil | Salvador | 3,325,000 | 165 | 427 | 20,200 | 7,800 | C:B |
| 306 | Burundi | Bujumbura | 950,000 | 47 | 122 | 20,200 | 7,800 | C:B |
| 306 | Central African Rep. | Bangui | 870,000 | 43 | 111 | 20,200 | 7,800 | D:B |
| 306 | China | Linfen, SAX | 970,000 | 48 | 124 | 20,200 | 7,800 | C:B |
| 306 | China | Maoming, GD | 665,000 | 33 | 85 | 20,200 | 7,800 | C:B |
| 306 | India | Hyderabad, TL | 9,580,000 | 475 | 1,230 | 20,200 | 7,800 | A:B |
| 312 | Angola | Luanda | 7,645,000 | 380 | 984 | 20,100 | 7,800 | C:B |
| 312 | China | Jiaxing, ZJ | 1,410,000 | 70 | 181 | 20,100 | 7,800 | C:B |
| 312 | China | Weinan, SAA | 765,000 | 38 | 98 | 20,100 | 7,800 | C:B |
| 315 | China | Zhangye, GS | 515,000 | 26 | 67 | 19,800 | 7,600 | C:B |
| 315 | India | Udaipur, RJ | 555,000 | 28 | 73 | 19,800 | 7,700 | A:B |
| 317 | China | Guigang, GX | 710,000 | 36 | 93 | 19,700 | 7,600 | C:B |
| 317 | China | Yibin, SC | 610,000 | 31 | 80 | 19,700 | 7,600 | C:B |
| 317 | China | Yichang, HUB | 985,000 | 50 | 130 | 19,700 | 7,600 | C:B |
| 317 | Morocco | Meknes | 690,000 | 35 | 91 | 19,700 | 7,600 | C:B |
| 321 | Mali | Bamako | 3,140,000 | 160 | 414 | 19,600 | 7,600 | W:B |

| | | | | | | | | |
|-----|---------------|------------------------|------------|-------|-------|--------|-------|-----|
| 321 | Thailand | Udon Thani | 550,000 | 28 | 73 | 19,600 | 7,600 | D:B |
| 323 | China | Liyang (Changzhou), JS | 605,000 | 31 | 80 | 19,500 | 7,500 | C:B |
| 323 | China | Shenzhen, GD | 13,195,000 | 675 | 1,748 | 19,500 | 7,500 | L:B |
| 323 | Indonesia | Jambi | 585,000 | 30 | 78 | 19,500 | 7,500 | C:B |
| 323 | Nigeria | Lagos | 14,630,000 | 750 | 1,943 | 19,500 | 7,500 | W:B |
| 327 | China: Taiwan | Taipei | 8,535,000 | 440 | 1,140 | 19,400 | 7,500 | C:B |
| 327 | India | Thiruvananthapuram, KL | 2,325,000 | 120 | 311 | 19,400 | 7,500 | A:B |
| 327 | Iran | Shiraz | 1,840,000 | 95 | 246 | 19,400 | 7,500 | C:B |
| 330 | China | Panzhuhua, SC | 870,000 | 45 | 117 | 19,300 | 7,500 | C:B |
| 330 | China | Xiaoxian (Suzhou), AN | 560,000 | 29 | 75 | 19,300 | 7,500 | C:B |
| 330 | Indonesia | Palembang | 1,640,000 | 85 | 220 | 19,300 | 7,400 | C:B |
| 330 | Iran | Esfahan | 2,610,000 | 135 | 350 | 19,300 | 7,500 | C:B |
| 334 | China | Wenzhou, ZJ | 3,550,000 | 185 | 479 | 19,200 | 7,400 | L:B |
| 334 | India | Jaipur, RJ | 3,745,000 | 195 | 505 | 19,200 | 7,400 | C:B |
| 336 | Bolivia | La Paz | 2,005,000 | 105 | 272 | 19,100 | 7,400 | C:B |
| 336 | El Salvador | San Salvador | 1,530,000 | 80 | 207 | 19,100 | 7,400 | C:B |
| 336 | India | Thrissur, KL | 2,670,000 | 140 | 363 | 19,100 | 7,400 | A:B |
| 336 | Panama | Panama City | 1,625,000 | 85 | 220 | 19,100 | 7,400 | C:B |
| 340 | China | Cangnan (Wenzhou), ZJ | 625,000 | 33 | 85 | 18,900 | 7,300 | C:B |
| 340 | China | Luzhou, SC | 850,000 | 45 | 117 | 18,900 | 7,300 | C:B |
| 340 | China | Tonghua, JL | 510,000 | 27 | 70 | 18,900 | 7,300 | C:B |
| 340 | Egypt | Suez | 625,000 | 33 | 85 | 18,900 | 7,300 | D:B |
| 344 | India | Raurkela, OR | 620,000 | 33 | 85 | 18,800 | 7,300 | A:B |
| 344 | Turkey | Ankara | 4,795,000 | 255 | 660 | 18,800 | 7,300 | C:B |
| 346 | China | Chengde, HEB | 840,000 | 45 | 117 | 18,700 | 7,200 | C:B |
| 346 | China | Taizhou, ZJ | 1,780,000 | 95 | 246 | 18,700 | 7,200 | C:B |
| 346 | China | Xining, QH | 1,365,000 | 73 | 189 | 18,700 | 7,200 | L:B |
| 346 | Kenya | Nairobi | 5,970,000 | 320 | 829 | 18,700 | 7,200 | C:B |
| 346 | Nigeria | Sokoto | 635,000 | 34 | 88 | 18,700 | 7,200 | W:B |
| 351 | China | Fuyang, AH | 670,000 | 36 | 93 | 18,600 | 7,200 | C:B |
| 351 | China | Guiyang, GZ | 4,275,000 | 230 | 596 | 18,600 | 7,200 | L:B |
| 351 | China | Harbin, HL | 4,740,000 | 255 | 660 | 18,600 | 7,200 | L:B |
| 351 | India | Jalandhar, PB | 1,025,000 | 55 | 142 | 18,600 | 7,200 | A:B |
| 351 | Thailand | Phuket | 875,000 | 47 | 122 | 18,600 | 7,200 | C:B |
| 356 | China | Shantou, GD | 2,585,000 | 140 | 363 | 18,500 | 7,100 | C:B |
| 356 | China | Taixing (Taizhou), JS | 630,000 | 34 | 88 | 18,500 | 7,200 | C:B |
| 358 | Brazil | Aracaju | 830,000 | 45 | 117 | 18,400 | 7,100 | C:B |
| 358 | Brazil | Blumenau | 735,000 | 40 | 104 | 18,400 | 7,100 | C:B |
| 358 | Indonesia | Medan | 3,400,000 | 185 | 479 | 18,400 | 7,100 | C:B |
| 358 | Nigeria | Osogbo | 735,000 | 40 | 104 | 18,400 | 7,100 | W:B |
| 362 | China | Mudanjiang, HL | 990,000 | 54 | 140 | 18,300 | 7,100 | C:B |
| 362 | China: Taiwan | Kaohsiung | 2,565,000 | 140 | 363 | 18,300 | 7,100 | C:B |
| 362 | Mexico | Xalapa | 530,000 | 29 | 75 | 18,300 | 7,100 | C:B |
| 365 | China | Jilin, JL | 1,730,000 | 95 | 246 | 18,200 | 7,000 | C:B |
| 365 | China | Xingtai, HEB | 820,000 | 45 | 117 | 18,200 | 7,000 | C:B |
| 367 | Brazil | Maceio | 995,000 | 55 | 142 | 18,100 | 7,000 | C:B |
| 367 | China | Nanyang, HEN | 1,540,000 | 85 | 220 | 18,100 | 7,000 | C:B |
| 367 | Philippines | Bacolod | 580,000 | 32 | 83 | 18,100 | 7,000 | C:B |
| 370 | Brazil | Recife | 3,570,000 | 200 | 518 | 17,900 | 6,900 | C:B |
| 371 | Algeria | Wahran | 1,050,000 | 59 | 153 | 17,800 | 6,900 | C:B |
| 371 | Brazil | Sao Paulo | 20,935,000 | 1,175 | 3,043 | 17,800 | 6,900 | C:B |
| 371 | China | Feicheng (Taian), SD | 535,000 | 30 | 78 | 17,800 | 6,900 | C:B |
| 371 | China | Haicheng (Anshan), LN | 710,000 | 40 | 104 | 17,800 | 6,900 | C:B |
| 371 | Cote d'Ivoire | Bouake | 675,000 | 38 | 98 | 17,800 | 6,900 | W:B |
| 376 | Cambodia | Phnom Penh | 2,110,000 | 119 | 308 | 17,700 | 6,800 | C:B |

| | | | | | | | | |
|-----|--------------------|-----------------------|------------|-----|-------|--------|-------|-----|
| 376 | China | Qiqihaer, HL | 1,325,000 | 75 | 194 | 17,700 | 6,800 | C:B |
| 376 | Turkey | Mersin | 1,395,000 | 79 | 205 | 17,700 | 6,800 | C:B |
| 379 | Chad | N'Djamena | 1,405,000 | 80 | 207 | 17,600 | 6,800 | W:B |
| 379 | China | Puyang, HEN | 810,000 | 46 | 119 | 17,600 | 6,800 | C:B |
| 379 | China | Zhangqiu (Jinan), SD | 720,000 | 41 | 106 | 17,600 | 6,800 | C:B |
| 379 | Iran | Arak | 545,000 | 31 | 80 | 17,600 | 6,800 | C:B |
| 383 | Congo (Dem. Rep.) | Lubumbashi | 2,365,000 | 135 | 350 | 17,500 | 6,800 | D:B |
| 383 | Nigeria | Ibadan | 3,155,000 | 180 | 466 | 17,500 | 6,800 | W:B |
| 385 | China | Chengdu, SC | 12,160,000 | 700 | 1,813 | 17,400 | 6,700 | L:B |
| 385 | China | Xiantao, HUB | 610,000 | 35 | 91 | 17,400 | 6,700 | C:B |
| 385 | Iran | Zahedan | 610,000 | 35 | 91 | 17,400 | 6,700 | C:B |
| 385 | Russia | Ulyanovsk | 610,000 | 35 | 91 | 17,400 | 6,700 | C:B |
| 389 | Colombia | Cucuta | 795,000 | 46 | 119 | 17,300 | 6,700 | C:B |
| 389 | Cuba | Havana | 2,070,000 | 120 | 311 | 17,300 | 6,700 | C:B |
| 389 | Honduras | San Pedro Sula | 1,075,000 | 62 | 161 | 17,300 | 6,700 | C:B |
| 389 | Indonesia | Surakarta | 1,380,000 | 80 | 207 | 17,300 | 6,700 | C:B |
| 389 | Viet Nam | Ho Chi Minh City | 10,955,000 | 635 | 1,645 | 17,300 | 6,700 | C:B |
| 393 | Nigeria | Bauchi | 585,000 | 34 | 88 | 17,200 | 6,600 | W:B |
| 394 | Mexico | Acapulco | 790,000 | 46 | 119 | 17,200 | 6,600 | C:B |
| 394 | Turkmenistan | Ashgabat | 810,000 | 47 | 122 | 17,200 | 6,700 | D:B |
| 397 | China | Suizhou, HUB | 665,000 | 39 | 101 | 17,100 | 6,600 | C:B |
| 397 | Turkey | Adana | 1,075,000 | 63 | 163 | 17,100 | 6,600 | C:B |
| 399 | China | Pinghu (Jiaxing), ZJ | 780,000 | 46 | 119 | 17,000 | 6,500 | C:B |
| 399 | China | Xi'an, SAA | 7,135,000 | 420 | 1,088 | 17,000 | 6,600 | L:B |
| 399 | Russia | Vladivostok | 595,000 | 35 | 91 | 17,000 | 6,600 | C:B |
| 399 | Yemen | Ta'izz | 780,000 | 46 | 119 | 17,000 | 6,500 | D:B |
| 403 | Dominican Republic | Santiago | 670,000 | 40 | 104 | 16,800 | 6,500 | C:B |
| 403 | Mozambique | Maputo | 2,680,000 | 160 | 414 | 16,800 | 6,500 | C:B |
| 403 | Nigeria | Owerri | 840,000 | 50 | 130 | 16,800 | 6,500 | W:B |
| 406 | China | Yixing (Wuxi), JS | 750,000 | 45 | 117 | 16,700 | 6,400 | C:B |
| 406 | Indonesia | Semarang | 1,755,000 | 105 | 272 | 16,700 | 6,500 | D:B |
| 406 | Kuwait | Kuwait | 4,600,000 | 275 | 712 | 16,700 | 6,500 | C:B |
| 409 | Bulgaria | Sofia | 1,325,000 | 80 | 207 | 16,600 | 6,400 | C:B |
| 409 | Ghana | Sekondi Takoradi | 580,000 | 35 | 91 | 16,600 | 6,400 | W:B |
| 411 | China | Tangshan, HEB | 2,315,000 | 140 | 363 | 16,500 | 6,400 | L:B |
| 411 | India | Kochi, KL | 2,810,000 | 170 | 440 | 16,500 | 6,400 | A:B |
| 411 | Jordan | Amman | 5,455,000 | 330 | 855 | 16,500 | 6,400 | C:B |
| 414 | Turkey | Samsun | 625,000 | 38 | 98 | 16,400 | 6,400 | C:B |
| 415 | Brazil | Rio de Janeiro | 12,070,000 | 740 | 1,917 | 16,300 | 6,300 | C:B |
| 415 | China | Jiamusi, HL | 910,000 | 56 | 145 | 16,300 | 6,300 | C:B |
| 415 | China | Yulin, GX | 735,000 | 45 | 117 | 16,300 | 6,300 | C:B |
| 415 | China | Zhoukou, HEN | 635,000 | 39 | 101 | 16,300 | 6,300 | C:B |
| 415 | Israel | Tel Aviv | 3,590,000 | 220 | 570 | 16,300 | 6,300 | C:B |
| 415 | Mauritania | Nouakchott | 1,090,000 | 67 | 174 | 16,300 | 6,300 | W:B |
| 421 | Brazil | Fortaleza | 3,480,000 | 215 | 557 | 16,200 | 6,200 | C:B |
| 421 | Burkina Faso | Ouagadougou | 2,910,000 | 180 | 466 | 16,200 | 6,200 | W:B |
| 421 | China | Liaoyang, LN | 810,000 | 50 | 130 | 16,200 | 6,300 | C:B |
| 421 | Senegal | Touba | 890,000 | 55 | 142 | 16,200 | 6,200 | W:B |
| 425 | China | Fuyang (Hangzhou), ZJ | 710,000 | 44 | 114 | 16,100 | 6,200 | C:B |
| 425 | China | Linhai (Taizhou), ZJ | 530,000 | 33 | 85 | 16,100 | 6,200 | C:B |
| 425 | China | Urumqi, XJ | 3,695,000 | 230 | 596 | 16,100 | 6,200 | C:B |
| 428 | China | Chenzhou, HUN | 830,000 | 52 | 135 | 16,000 | 6,200 | C:B |
| 428 | China | Pingdingshan, HEN | 1,120,000 | 70 | 181 | 16,000 | 6,200 | C:B |
| 428 | India | Dehradun, UK | 880,000 | 55 | 142 | 16,000 | 6,200 | A:B |
| 428 | India | Patiala, HR | 560,000 | 35 | 91 | 16,000 | 6,200 | A:B |

| | | | | | | | | |
|-----|-------------------|-------------------------|------------|-------|-------|--------|-------|-----|
| 428 | India | Visakhapatnam, AP | 1,935,000 | 121 | 313 | 16,000 | 6,200 | C:B |
| 433 | Benin | Cotonou | 1,270,000 | 80 | 207 | 15,900 | 6,100 | W:B |
| 433 | China | Chizhou, AN | 650,000 | 41 | 106 | 15,900 | 6,100 | C:B |
| 433 | China | Haining (Jiaxing), ZJ | 825,000 | 52 | 135 | 15,900 | 6,100 | C:B |
| 433 | China | Taiyuan, SAX | 3,580,000 | 225 | 583 | 15,900 | 6,100 | L:B |
| 437 | China | Hegang, HL | 705,000 | 45 | 117 | 15,700 | 6,000 | C:B |
| 437 | China | Xuancheng, AN | 720,000 | 46 | 119 | 15,700 | 6,000 | C:B |
| 437 | Macedonia | Skopje | 550,000 | 35 | 91 | 15,700 | 6,100 | C:B |
| 437 | Mexico | Guadalajara | 4,870,000 | 310 | 803 | 15,700 | 6,100 | C:B |
| 441 | Brazil | Juiz de Fora | 545,000 | 35 | 91 | 15,600 | 6,000 | D:B |
| 441 | Congo (Dem. Rep.) | Kolwezi | 530,000 | 34 | 88 | 15,600 | 6,000 | D:B |
| 441 | India | Jodhpur, RJ | 1,400,000 | 90 | 233 | 15,600 | 6,000 | A:B |
| 444 | Brazil | Manaus | 2,010,000 | 130 | 337 | 15,500 | 6,000 | C:B |
| 444 | China | Anqing, AH | 620,000 | 40 | 104 | 15,500 | 6,000 | C:B |
| 444 | Greece | Athens | 3,495,000 | 225 | 583 | 15,500 | 6,000 | C:B |
| 444 | Philippines | General Santos | 575,000 | 37 | 96 | 15,500 | 6,000 | C:B |
| 448 | China | Suzhou, AN | 970,000 | 63 | 163 | 15,400 | 5,900 | C:B |
| 448 | China | Yuyao (Ningbo), ZJ | 725,000 | 47 | 122 | 15,400 | 6,000 | L:B |
| 448 | Indonesia | Denpasar | 1,065,000 | 69 | 179 | 15,400 | 6,000 | C:B |
| 448 | Venezuela | Barcelona | 755,000 | 49 | 127 | 15,400 | 5,900 | C:B |
| 452 | China | Qitaihe, HL | 705,000 | 46 | 119 | 15,300 | 5,900 | C:B |
| 452 | Spain | Bilbao | 765,000 | 50 | 130 | 15,300 | 5,900 | C:B |
| 453 | Japan | Hiroshima | 1,370,000 | 90 | 233 | 15,200 | 5,900 | C:B |
| 454 | Albania | Tirana | 655,000 | 43 | 111 | 15,200 | 5,900 | C:B |
| 454 | Brazil | Porto Velho | 500,000 | 33 | 85 | 15,200 | 5,900 | D:B |
| 454 | Chile | Valparaiso-Vina del Mar | 910,000 | 60 | 155 | 15,200 | 5,900 | C:B |
| 454 | China | Dongsheng (Ordos), NM | 760,000 | 50 | 130 | 15,200 | 5,900 | C:B |
| 454 | China | Siping, JL | 625,000 | 41 | 106 | 15,200 | 5,900 | C:B |
| 454 | China | Weihai, SD | 985,000 | 65 | 168 | 15,200 | 5,900 | C:B |
| 454 | China | Zhanjiang, GD | 1,140,000 | 75 | 194 | 15,200 | 5,900 | C:B |
| 454 | India | Kozhikode, KL | 3,045,000 | 200 | 518 | 15,200 | 5,900 | A:B |
| 454 | Russia | Voronezh | 930,000 | 61 | 158 | 15,200 | 5,900 | C:B |
| 464 | Brazil | Santos | 1,735,000 | 115 | 298 | 15,100 | 5,800 | C:B |
| 464 | Congo (Dem. Rep.) | Goma | 560,000 | 37 | 96 | 15,100 | 5,800 | D:B |
| 464 | Philippines | Iloilo City | 530,000 | 35 | 91 | 15,100 | 5,800 | C:B |
| 464 | South Korea | Pohang | 530,000 | 35 | 91 | 15,100 | 5,800 | C:B |
| 464 | Turkey | Eskisehir | 725,000 | 48 | 124 | 15,100 | 5,800 | C:B |
| 469 | China | Xinyu, JX | 765,000 | 51 | 132 | 15,000 | 5,800 | C:B |
| 469 | Philippines | Angeles City | 1,080,000 | 72 | 186 | 15,000 | 5,800 | C:B |
| 469 | Zambia | Ndola | 540,000 | 36 | 93 | 15,000 | 5,800 | C:B |
| 472 | China | Chuzhou, AH | 955,000 | 64 | 166 | 14,900 | 5,800 | C:B |
| 472 | China | Nanning, GX | 2,840,000 | 190 | 492 | 14,900 | 5,800 | L:B |
| 472 | Japan | Osaka-Kobe-Kyoto | 17,150,000 | 1,160 | 3,004 | 14,800 | 5,700 | C:B |
| 474 | China | Huangshi, HUB | 1,510,000 | 102 | 264 | 14,800 | 5,700 | C:B |
| 474 | China | Nanchong, SC | 785,000 | 53 | 137 | 14,800 | 5,700 | C:B |
| 474 | India | Guwahati, AS | 1,110,000 | 75 | 194 | 14,800 | 5,700 | A:B |
| 474 | Iran | Ahvaz | 1,330,000 | 90 | 233 | 14,800 | 5,700 | C:B |
| 474 | Russia | Tyumen | 695,000 | 47 | 122 | 14,800 | 5,700 | D:B |
| 480 | China | Anyang, HEN | 1,400,000 | 95 | 246 | 14,700 | 5,700 | C:B |
| 480 | China | Xiamen, FJ | 3,975,000 | 270 | 699 | 14,700 | 5,700 | L:B |
| 482 | Chile | Santiago | 6,410,000 | 440 | 1,140 | 14,600 | 5,600 | C:B |
| 482 | China | Shaoyang, HUN | 730,000 | 50 | 130 | 14,600 | 5,600 | C:B |
| 482 | Guatemala | Guatemala City | 2,185,000 | 150 | 389 | 14,600 | 5,600 | C:B |
| 482 | Jamaica | Kingston | 585,000 | 40 | 104 | 14,600 | 5,600 | D:B |
| 482 | Saudi Arabia | Taif | 805,000 | 55 | 142 | 14,600 | 5,700 | C:B |

| | | | | | | | | |
|-----|----------------|-------------------------|------------|-------|-------|--------|-------|-----|
| 482 | Sri Lanka | Colombo | 4,370,000 | 300 | 777 | 14,600 | 5,600 | C:B |
| 482 | Sudan | Khartoum | 5,685,000 | 390 | 1,010 | 14,600 | 5,600 | C:B |
| 482 | United Kingdom | London | 10,840,000 | 671 | 1,738 | 14,600 | 5,600 | A:A |
| 490 | Argentina | Salta | 610,000 | 42 | 109 | 14,500 | 5,600 | C:B |
| 490 | Brazil | Joao Pessoa | 1,085,000 | 75 | 194 | 14,500 | 5,600 | C:B |
| 490 | Nigeria | Warri | 795,000 | 55 | 142 | 14,500 | 5,600 | W:B |
| 493 | China | Chifeng, NM | 935,000 | 65 | 168 | 14,400 | 5,600 | C:B |
| 493 | China | Chongqing, CQ | 8,300,000 | 575 | 1,489 | 14,400 | 5,600 | L:B |
| 493 | Mexico | Morelia | 1,035,000 | 72 | 186 | 14,400 | 5,600 | C:B |
| 493 | Russia | Barnaul | 620,000 | 43 | 111 | 14,400 | 5,600 | C:B |
| 495 | Japan | Kumamoto | 715,000 | 50 | 130 | 14,300 | 5,500 | C:B |
| 497 | China | Hefei, AH | 4,010,000 | 280 | 725 | 14,300 | 5,500 | L:B |
| 497 | China | Shanghai, SHG-JS-ZJ | 22,125,000 | 1,550 | 4,015 | 14,300 | 5,500 | L:B |
| 497 | China | Shougang (Weifang), SD | 570,000 | 40 | 104 | 14,300 | 5,500 | C:B |
| 497 | Mexico | San Luis Potosí | 1,170,000 | 82 | 212 | 14,300 | 5,500 | C:B |
| 497 | Nigeria | Akure | 645,000 | 45 | 117 | 14,300 | 5,500 | W:B |
| 497 | Turkey | Denizli | 570,000 | 40 | 104 | 14,300 | 5,500 | D:B |
| 497 | Yemen | Aden | 1,000,000 | 70 | 181 | 14,300 | 5,500 | C:B |
| 505 | Austria | Vienna | 1,850,000 | 130 | 337 | 14,200 | 5,500 | C:B |
| 505 | China | Dandong, LN | 850,000 | 60 | 155 | 14,200 | 5,500 | C:B |
| 505 | China | Zhucheng (Weifang), SD | 1,205,000 | 85 | 220 | 14,200 | 5,500 | C:B |
| 505 | Congo | Pointe Noire | 1,090,000 | 77 | 199 | 14,200 | 5,500 | D:B |
| 509 | Angola | Benguela | 565,000 | 40 | 104 | 14,100 | 5,500 | C:B |
| 509 | China | Fuzhou, FJ | 3,940,000 | 280 | 725 | 14,100 | 5,400 | L:B |
| 509 | Pakistan | Quetta | 1,055,000 | 75 | 194 | 14,100 | 5,400 | C:B |
| 509 | Russia | Tomsk | 565,000 | 40 | 104 | 14,100 | 5,500 | C:B |
| 513 | China | Changde, HUN | 700,000 | 50 | 130 | 14,000 | 5,400 | C:B |
| 513 | China | Shijiazhuang, HEB | 3,500,000 | 250 | 648 | 14,000 | 5,400 | C:B |
| 513 | South Korea | Ulsan | 910,000 | 65 | 168 | 14,000 | 5,400 | C:B |
| 513 | Tunisia | Tunis | 2,375,000 | 170 | 440 | 14,000 | 5,400 | C:B |
| 513 | Venezuela | Maracaibo | 2,200,000 | 157 | 407 | 14,000 | 5,400 | C:B |
| 518 | China | Jieyang, GD | 1,180,000 | 85 | 220 | 13,900 | 5,400 | C:B |
| 518 | China: Taiwan | Taichung | 2,635,000 | 190 | 492 | 13,900 | 5,400 | C:B |
| 520 | China | Dongying, SD | 1,175,000 | 85 | 240 | 13,800 | 4,900 | C:B |
| 520 | China | Gongyi (Zhengzhou), HEN | 690,000 | 50 | 130 | 13,800 | 5,300 | C:B |
| 520 | China | Laibin, GX | 595,000 | 43 | 111 | 13,800 | 5,300 | C:B |
| 520 | Spain | Malaga | 720,000 | 52 | 135 | 13,800 | 5,300 | C:B |
| 524 | Bolivia | Cochabamba | 1,345,000 | 98 | 254 | 13,700 | 5,300 | C:B |
| 524 | China | Changsha, HUN | 3,900,000 | 285 | 738 | 13,700 | 5,300 | L:B |
| 524 | China | Changzhi, SAX | 890,000 | 65 | 168 | 13,700 | 5,300 | C:B |
| 524 | Thailand | Bangkok | 16,045,000 | 1,175 | 3,043 | 13,700 | 5,300 | C:B |
| 528 | China | Kunming, YN | 3,730,000 | 275 | 712 | 13,600 | 5,200 | L:B |
| 528 | China | Wuhan, HUB | 8,470,000 | 625 | 1,619 | 13,600 | 5,200 | L:B |
| 528 | Mexico | Villahermosa | 600,000 | 44 | 114 | 13,600 | 5,300 | C:B |
| 528 | Nigeria | Maiduguri | 815,000 | 60 | 155 | 13,600 | 5,200 | W:B |
| 528 | Spain | Murcia | 515,000 | 38 | 98 | 13,600 | 5,200 | C:B |
| 528 | Venezuela | Maracay | 1,160,000 | 85 | 220 | 13,600 | 5,300 | C:B |
| 534 | Benin | Porto Novo | 525,000 | 39 | 101 | 13,500 | 5,200 | W:B |
| 534 | China | Hangzhou, ZJ | 6,960,000 | 515 | 1,334 | 13,500 | 5,200 | L:B |
| 534 | China | Yangquan, SAX | 770,000 | 57 | 148 | 13,500 | 5,200 | C:B |
| 534 | Pakistan | Rawalpindi-Islamabad | 4,170,000 | 310 | 803 | 13,500 | 5,200 | C:B |
| 534 | South Africa | Cape Town | 4,260,000 | 315 | 816 | 13,500 | 5,200 | C:B |
| 539 | China | Guangzhou-Foshan, GD | 20,130,000 | 1,500 | 3,885 | 13,400 | 5,200 | L:B |
| 539 | China | Jingzhou, HUB | 805,000 | 60 | 155 | 13,400 | 5,200 | C:B |
| 539 | China | Liaocheng, SD | 670,000 | 50 | 130 | 13,400 | 5,200 | C:B |

| | | | | | | | | |
|-----|------------|------------------------|-----------|-----|-------|--------|-------|-----|
| 539 | China | Sanmenxia, HEN-SAX | 820,000 | 61 | 158 | 13,400 | 5,200 | C:B |
| 539 | China | Shenzgezhen, JS-ZJ | 935,000 | 70 | 181 | 13,400 | 5,200 | C:B |
| 539 | Morocco | Agadir | 605,000 | 45 | 117 | 13,400 | 5,200 | C:B |
| 545 | Ghana | Kumasi | 3,325,000 | 250 | 648 | 13,300 | 5,100 | W:B |
| 545 | India | Durgapur, WB | 665,000 | 50 | 130 | 13,300 | 5,100 | A:B |
| 545 | Indonesia | Malang | 1,265,000 | 95 | 246 | 13,300 | 5,100 | C:B |
| 545 | Indonesia | Pekan Baru | 1,225,000 | 92 | 238 | 13,300 | 5,100 | D:B |
| 545 | Russia | Kemerovo | 545,000 | 41 | 106 | 13,300 | 5,100 | C:B |
| 550 | Brazil | Feira de Santana | 595,000 | 45 | 117 | 13,200 | 5,100 | C:B |
| 550 | Brazil | Florianopolis | 925,000 | 70 | 181 | 13,200 | 5,100 | C:B |
| 550 | China | Luohe, HEN | 790,000 | 60 | 155 | 13,200 | 5,100 | C:B |
| 550 | Indonesia | Balikpapan | 635,000 | 48 | 124 | 13,200 | 5,100 | C:B |
| 550 | Indonesia | Batam | 1,185,000 | 90 | 233 | 13,200 | 5,100 | C:B |
| 550 | Kazakhstan | Astana | 925,000 | 70 | 181 | 13,200 | 5,100 | C:B |
| 550 | Russia | Novokuznetsk | 540,000 | 41 | 106 | 13,200 | 5,100 | D:B |
| 557 | China | Deyang, SC | 630,000 | 48 | 124 | 13,100 | 5,100 | C:B |
| 557 | China | Huaian, JS | 1,775,000 | 136 | 352 | 13,100 | 5,000 | C:B |
| 557 | China | Jinan, SD | 3,990,000 | 305 | 790 | 13,100 | 5,100 | L:B |
| 557 | Turkey | Antalya | 915,000 | 70 | 181 | 13,100 | 5,000 | C:B |
| 557 | Venezuela | Barquisimeto | 985,000 | 75 | 194 | 13,100 | 5,100 | C:B |
| 562 | China | Baoji, SAA | 835,000 | 64 | 166 | 13,000 | 5,000 | L:B |
| 562 | China | Jinzhou, LN | 715,000 | 55 | 142 | 13,000 | 5,000 | C:B |
| 562 | Mexico | Puebla | 2,210,000 | 170 | 440 | 13,000 | 5,000 | C:B |
| 562 | Poland | Wroclaw | 625,000 | 48 | 124 | 13,000 | 5,000 | C:B |
| 566 | China | Jining, SD | 945,000 | 73 | 189 | 12,900 | 5,000 | C:B |
| 566 | China | Laiyang (Yantiai), SD | 605,000 | 47 | 122 | 12,900 | 5,000 | C:B |
| 566 | China | Tongliao, NM | 965,000 | 75 | 194 | 12,900 | 5,000 | C:B |
| 566 | Mexico | Torreon | 1,230,000 | 95 | 246 | 12,900 | 5,000 | C:B |
| 566 | Mexico | Veracruz | 815,000 | 63 | 163 | 12,900 | 5,000 | C:B |
| 571 | Algeria | Constantine | 590,000 | 46 | 119 | 12,800 | 5,000 | C:B |
| 571 | China | Datong, SAX | 1,790,000 | 140 | 363 | 12,800 | 4,900 | L:B |
| 571 | China | Mianyang, SC | 1,275,000 | 100 | 259 | 12,800 | 4,900 | C:B |
| 571 | China | Yueyang, HUN | 1,025,000 | 80 | 207 | 12,800 | 4,900 | C:B |
| 571 | Malaysia | Penang | 1,470,000 | 115 | 298 | 12,800 | 4,900 | C:B |
| 571 | Romania | Bucharest | 2,040,000 | 159 | 412 | 12,800 | 5,000 | C:B |
| 571 | Spain | Zaragoza | 730,000 | 57 | 148 | 12,800 | 4,900 | C:B |
| 576 | Japan | Fukuoka | 2,480,000 | 195 | 505 | 12,700 | 4,900 | C:B |
| 578 | China | Xiangtan, HUN | 1,105,000 | 87 | 225 | 12,700 | 4,900 | C:B |
| 578 | China | Zhuhai, GD | 1,645,000 | 130 | 337 | 12,700 | 4,900 | L:B |
| 578 | China | Zhuzhou, HUN | 1,090,000 | 86 | 223 | 12,700 | 4,900 | C:B |
| 578 | Gambia | Banjul | 560,000 | 44 | 114 | 12,700 | 4,900 | C:B |
| 581 | Japan | Kagoshima | 580,000 | 46 | 119 | 12,600 | 4,900 | C:B |
| 583 | China | Fuxin, LN | 1,005,000 | 80 | 207 | 12,600 | 4,900 | C:B |
| 585 | China | Dongguan, GD | 8,410,000 | 675 | 1,748 | 12,500 | 4,800 | L:B |
| 585 | China | Ganzhou, JX | 1,565,000 | 125 | 324 | 12,500 | 4,800 | C:B |
| 585 | China | Huaihua, HUN | 650,000 | 52 | 135 | 12,500 | 4,800 | C:B |
| 585 | China | Maanshan, AH | 935,000 | 75 | 194 | 12,500 | 4,800 | C:B |
| 585 | China | Puning (Jieyang), GD | 1,780,000 | 142 | 368 | 12,500 | 4,800 | C:B |
| 585 | China | Zoucheng (Jining), SD | 500,000 | 40 | 104 | 12,500 | 4,800 | C:B |
| 585 | Indonesia | Surabaya | 4,360,000 | 350 | 907 | 12,500 | 4,800 | C:B |
| 585 | Mexico | Toluca | 2,070,000 | 165 | 427 | 12,500 | 4,800 | C:B |
| 585 | Russia | Krasnodar | 875,000 | 70 | 181 | 12,500 | 4,800 | C:B |
| 585 | Spain | Santa Cruz de Tenerife | 525,000 | 42 | 109 | 12,500 | 4,800 | C:B |
| 595 | Argentina | Santa Fe | 560,000 | 45 | 117 | 12,400 | 4,800 | C:B |
| 595 | China | Huainan, AH | 1,535,000 | 124 | 321 | 12,400 | 4,800 | C:B |

| | | | | | | | | |
|-----|----------------|------------------------|------------|-------|-------|--------|-------|-----|
| 595 | China: Taiwan | Hsinchu | 560,000 | 45 | 117 | 12,400 | 4,800 | C:B |
| 598 | Belarus | Minsk | 2,025,000 | 165 | 427 | 12,300 | 4,700 | C:B |
| 598 | Brazil | Natal | 1,165,000 | 95 | 246 | 12,300 | 4,700 | C:B |
| 598 | Russia | Tolyatti | 690,000 | 56 | 145 | 12,300 | 4,800 | C:B |
| 599 | Japan | Matsuyama | 550,000 | 45 | 117 | 12,200 | 4,700 | C:B |
| 601 | Argentina | Buenos Aires | 15,130,000 | 1,240 | 3,212 | 12,200 | 4,700 | C:B |
| 601 | China | Hami, XJ | 560,000 | 46 | 119 | 12,200 | 4,700 | C:B |
| 601 | China | Hohhot, NM | 2,200,000 | 180 | 466 | 12,200 | 4,700 | L:B |
| 601 | China | Shenyang-Fushun, LN | 7,055,000 | 580 | 1,502 | 12,200 | 4,700 | L:B |
| 601 | China | Tianjin, TJ | 13,035,000 | 1,070 | 2,771 | 12,200 | 4,700 | L:B |
| 601 | China | Zhoushan, ZJ | 610,000 | 50 | 130 | 12,200 | 4,700 | L:B |
| 606 | Japan | Tokyo-Yokohama | 38,505,000 | 3,175 | 8,223 | 12,100 | 4,700 | C:B |
| 608 | China | Beijing, BJ-HEB | 19,430,000 | 1,600 | 4,144 | 12,100 | 4,700 | L:B |
| 608 | China | Weifang, SD | 1,820,000 | 150 | 389 | 12,100 | 4,700 | C:B |
| 608 | China: Taiwan | Tainan | 1,205,000 | 100 | 259 | 12,100 | 4,700 | C:B |
| 608 | Spain | Madrid | 6,345,000 | 525 | 1,360 | 12,100 | 4,700 | C:B |
| 608 | United Kingdom | Leicester | 545,000 | 42 | 109 | 12,100 | 4,700 | A:A |
| 614 | Angola | Huambo | 600,000 | 50 | 130 | 12,000 | 4,600 | C:B |
| 614 | Chile | Concepcion | 840,000 | 70 | 181 | 12,000 | 4,600 | C:B |
| 614 | Czech Republic | Prague | 1,375,000 | 115 | 298 | 12,000 | 4,600 | C:B |
| 614 | Guinea | Conakry | 1,800,000 | 150 | 389 | 12,000 | 4,600 | W:B |
| 614 | Nigeria | Jos | 850,000 | 71 | 184 | 12,000 | 4,600 | W:B |
| 614 | Peru | Arequipa | 900,000 | 75 | 194 | 12,000 | 4,600 | D:B |
| 614 | Viet Nam | Hue | 720,000 | 60 | 155 | 12,000 | 4,600 | C:B |
| 621 | Argentina | Rosario | 1,430,000 | 120 | 311 | 11,900 | 4,600 | C:B |
| 621 | China | Changchun, JL | 3,675,000 | 310 | 803 | 11,900 | 4,600 | C:B |
| 621 | China | Rizhao, SD | 1,060,000 | 89 | 231 | 11,900 | 4,600 | C:B |
| 621 | China | Xintai, SD | 795,000 | 67 | 174 | 11,900 | 4,600 | C:B |
| 621 | Ecuador | Quito | 2,465,000 | 207 | 536 | 11,900 | 4,600 | C:B |
| 621 | India | Chandigarh, CH-HR-PB | 1,190,000 | 100 | 259 | 11,900 | 4,600 | A:B |
| 621 | Malawi | Lilongwe | 1,070,000 | 90 | 233 | 11,900 | 4,600 | D:B |
| 621 | Nicaragua | Managua | 1,015,000 | 85 | 220 | 11,900 | 4,600 | C:B |
| 621 | Oman | Muscat | 955,000 | 80 | 207 | 11,900 | 4,600 | D:B |
| 621 | Russia | Samara | 1,135,000 | 95 | 246 | 11,900 | 4,600 | C:B |
| 621 | Saudi Arabia | Mecca | 1,790,000 | 150 | 389 | 11,900 | 4,600 | C:B |
| 630 | Japan | Sendai | 1,355,000 | 115 | 298 | 11,800 | 4,500 | C:B |
| 632 | China | Longyan, FJ | 545,000 | 46 | 119 | 11,800 | 4,600 | C:B |
| 632 | China | Zhengzhou, HEN | 7,090,000 | 600 | 1,554 | 11,800 | 4,600 | L:B |
| 632 | India | Mangalore, KA | 705,000 | 60 | 155 | 11,800 | 4,500 | A:B |
| 632 | Mexico | Leon | 1,645,000 | 140 | 363 | 11,800 | 4,500 | C:B |
| 637 | China | Laixi (Qingdao), SD | 645,000 | 55 | 142 | 11,700 | 4,500 | C:B |
| 637 | China | Quzhou, ZJ | 865,000 | 74 | 192 | 11,700 | 4,500 | C:B |
| 637 | Mexico | Monterrey | 4,345,000 | 370 | 958 | 11,700 | 4,500 | C:B |
| 638 | Japan | Hamamatsu | 960,000 | 83 | 215 | 11,600 | 4,500 | C:B |
| 640 | Brazil | Teresina | 990,000 | 85 | 220 | 11,600 | 4,500 | D:B |
| 640 | Georgia | Tbilisi | 1,105,000 | 95 | 246 | 11,600 | 4,500 | C:B |
| 640 | Mexico | Tuxtla Gutierrez | 625,000 | 54 | 140 | 11,600 | 4,500 | C:B |
| 640 | Serbia | Belgrade | 1,100,000 | 95 | 246 | 11,600 | 4,500 | C:B |
| 640 | Spain | Barcelona | 4,810,000 | 415 | 1,075 | 11,600 | 4,500 | C:B |
| 646 | Russia | Izhevsk | 630,000 | 55 | 142 | 11,500 | 4,400 | C:B |
| 646 | United Kingdom | Southampton-Portsmouth | 915,000 | 74 | 192 | 11,500 | 4,500 | A:A |
| 648 | Argentina | Mar del Plata | 625,000 | 55 | 142 | 11,400 | 4,400 | C:B |
| 648 | China | Anshan, LN | 1,595,000 | 140 | 363 | 11,400 | 4,400 | C:B |
| 648 | Costa Rica | San Jose | 1,830,000 | 160 | 414 | 11,400 | 4,400 | C:B |
| 648 | Germany | Munich | 2,060,000 | 180 | 466 | 11,400 | 4,400 | C:B |

| | | | | | | | | |
|-----|----------------|------------------------|-----------|-----|-------|--------|-------|-----|
| 648 | Malawi | Blantyre | 910,000 | 80 | 207 | 11,400 | 4,400 | D:B |
| 648 | Mexico | Durango | 560,000 | 49 | 127 | 11,400 | 4,400 | D:B |
| 648 | Russia | Astrakhan | 525,000 | 46 | 119 | 11,400 | 4,400 | C:B |
| 648 | Togo | Lome | 1,820,000 | 160 | 414 | 11,400 | 4,400 | W:B |
| 656 | China | Akesu, XJ | 675,000 | 60 | 155 | 11,300 | 4,300 | C:B |
| 656 | Mexico | Merida | 1,070,000 | 95 | 246 | 11,300 | 4,300 | C:B |
| 658 | China | Daqing, HL | 1,625,000 | 145 | 376 | 11,200 | 4,300 | C:B |
| 658 | China | Handan, HEB | 1,910,000 | 170 | 440 | 11,200 | 4,300 | L:B |
| 658 | China | Hengyang, HUN | 1,235,000 | 110 | 285 | 11,200 | 4,300 | C:B |
| 658 | China | Jixi, HL | 595,000 | 53 | 137 | 11,200 | 4,300 | C:B |
| 658 | China | Qingzhou (Weifang), SD | 660,000 | 59 | 153 | 11,200 | 4,300 | C:B |
| 658 | China | Qufu (Jining), SD | 525,000 | 47 | 122 | 11,200 | 4,300 | C:B |
| 658 | China | Shiyan, HUB | 840,000 | 75 | 194 | 11,200 | 4,300 | C:B |
| 658 | Mexico | Mexicali | 1,000,000 | 89 | 231 | 11,200 | 4,300 | C:B |
| 658 | United Kingdom | Liverpool | 900,000 | 77 | 200 | 11,200 | 4,300 | A:A |
| 667 | China | Nanchang, JX | 2,945,000 | 265 | 686 | 11,100 | 4,300 | L:B |
| 667 | China | Pingdu (Qingdao), SD | 510,000 | 46 | 119 | 11,100 | 4,300 | C:B |
| 667 | China | Shangqiu, HEN | 780,000 | 70 | 181 | 11,100 | 4,300 | C:B |
| 667 | Indonesia | Cliegon | 520,000 | 47 | 122 | 11,100 | 4,300 | C:B |
| 667 | Mexico | Aguascalientes | 855,000 | 77 | 199 | 11,100 | 4,300 | C:B |
| 667 | Russia | Irkutsk | 610,000 | 55 | 142 | 11,100 | 4,300 | C:B |
| 667 | United Kingdom | Bristol | 670,000 | 56 | 144 | 11,100 | 4,300 | A:A |
| 667 | United Kingdom | Newcastle upon Tyne | 810,000 | 70 | 181 | 11,100 | 4,300 | A:A |
| 667 | Venezuela | Valencia | 1,560,000 | 140 | 363 | 11,100 | 4,300 | C:B |
| 674 | Japan | Sapporo | 2,310,000 | 210 | 544 | 11,000 | 4,200 | C:B |
| 676 | Poland | Warsaw | 2,300,000 | 210 | 544 | 11,000 | 4,200 | C:B |
| 676 | Russia | Makhachkala | 585,000 | 53 | 137 | 11,000 | 4,300 | C:B |
| 676 | Uruguay | Montevideo | 1,325,000 | 120 | 311 | 11,000 | 4,300 | C:B |
| 680 | China | Dalian, LN | 4,085,000 | 375 | 971 | 10,900 | 4,200 | C:B |
| 680 | China | Taizhou, JS | 930,000 | 85 | 220 | 10,900 | 4,200 | C:B |
| 680 | China | Yingkou, LN | 1,730,000 | 159 | 412 | 10,900 | 4,200 | C:B |
| 680 | Mexico | Cuernavaca | 875,000 | 80 | 207 | 10,900 | 4,200 | C:B |
| 680 | Russia | Penza | 510,000 | 47 | 122 | 10,900 | 4,200 | C:B |
| 685 | China | Huludao, LN | 650,000 | 60 | 155 | 10,800 | 4,200 | C:B |
| 685 | Malaysia | Kuching | 755,000 | 70 | 181 | 10,800 | 4,200 | C:B |
| 685 | Mexico | Hermosillo | 860,000 | 80 | 207 | 10,800 | 4,200 | C:B |
| 685 | Mongolia | Ulaanbaatar | 1,295,000 | 120 | 311 | 10,800 | 4,200 | C:B |
| 689 | China | Nanjing, JS | 6,125,000 | 575 | 1,489 | 10,700 | 4,100 | L:B |
| 689 | China | Wuxi, JS | 3,480,000 | 325 | 842 | 10,700 | 4,100 | L:B |
| 689 | Italy | Palermo | 730,000 | 68 | 176 | 10,700 | 4,100 | C:B |
| 689 | United Kingdom | Nottingham | 780,000 | 68 | 176 | 10,700 | 4,100 | A:A |
| 693 | China | Baotou, NM | 2,220,000 | 210 | 544 | 10,600 | 4,100 | L:B |
| 693 | China | Bayan Nur, NM | 550,000 | 52 | 135 | 10,600 | 4,100 | C:B |
| 693 | China | Yangjiang, GD | 745,000 | 70 | 181 | 10,600 | 4,100 | C:B |
| 693 | China | Yantai, SD | 2,385,000 | 225 | 583 | 10,600 | 4,100 | C:B |
| 693 | China | Zhangzhou, FJ | 1,800,000 | 170 | 440 | 10,600 | 4,100 | C:B |
| 693 | Italy | Turin | 1,530,000 | 145 | 376 | 10,600 | 4,100 | C:B |
| 693 | Nigeria | Onitsha | 8,075,000 | 759 | 1,965 | 10,600 | 4,100 | W:B |
| 693 | United Kingdom | Birmingham | 2,585,000 | 231 | 599 | 10,600 | 4,100 | A:A |
| 693 | United Kingdom | Sheffield | 725,000 | 65 | 167 | 10,600 | 4,100 | A:A |
| 702 | China | Haikou, HA | 1,835,000 | 175 | 453 | 10,500 | 4,000 | L:B |
| 702 | China | Luoyang, HEN | 2,255,000 | 215 | 557 | 10,500 | 4,000 | L:B |
| 702 | Spain | Valencia | 1,575,000 | 150 | 389 | 10,500 | 4,100 | C:B |
| 702 | United Kingdom | Manchester | 2,705,000 | 243 | 630 | 10,500 | 4,100 | A:A |
| 706 | Brazil | Porto Alegre | 3,500,000 | 335 | 868 | 10,400 | 4,000 | C:B |

| | | | | | | | | |
|-----|----------------|--------------------------|------------|-------|-------|--------|-------|-----|
| 706 | China | Jinhua, ZJ | 750,000 | 72 | 186 | 10,400 | 4,000 | C:B |
| 706 | China | Yangzhou, JS | 1,460,000 | 140 | 363 | 10,400 | 4,000 | C:B |
| 706 | China | Zhongshan, GD | 3,005,000 | 290 | 751 | 10,400 | 4,000 | L:B |
| 706 | India | Thoothukkudi, TN | 520,000 | 50 | 130 | 10,400 | 4,000 | A:B |
| 706 | Iran | Kerman | 570,000 | 55 | 142 | 10,400 | 4,000 | C:B |
| 706 | Paraguay | Asuncion | 2,815,000 | 270 | 699 | 10,400 | 4,000 | C:B |
| 706 | Russia | Naberezhnye Tchelny | 520,000 | 50 | 130 | 10,400 | 4,000 | C:B |
| 706 | Russia | Ryazan | 520,000 | 50 | 130 | 10,400 | 4,000 | C:B |
| 706 | Russia | St. Petersburg | 5,415,000 | 520 | 1,347 | 10,400 | 4,000 | C:B |
| 706 | Spain | Seville | 1,095,000 | 105 | 272 | 10,400 | 4,000 | C:B |
| 706 | Ukraine | Kharkov | 1,585,000 | 152 | 394 | 10,400 | 4,000 | C:B |
| 706 | United Kingdom | Edinburgh | 525,000 | 46 | 120 | 10,400 | 4,000 | A:A |
| 719 | Brazil | Londrina | 720,000 | 70 | 181 | 10,300 | 4,000 | C:B |
| 719 | China | Zhumadian, HEN | 545,000 | 53 | 137 | 10,300 | 4,000 | C:B |
| 719 | Gabon | Libreville | 755,000 | 73 | 189 | 10,300 | 4,000 | D:B |
| 719 | Mexico | Ciudad Juarez | 1,435,000 | 140 | 363 | 10,300 | 4,000 | C:B |
| 719 | Sweden | Stockholm | 1,585,000 | 147 | 414 | 10,300 | 3,700 | A:A |
| 724 | China | Qingyuan, GD | 660,000 | 65 | 168 | 10,200 | 3,900 | C:B |
| 724 | China | Wafangdian (Dalian) , LN | 560,000 | 55 | 142 | 10,200 | 3,900 | C:B |
| 724 | Mexico | Cancun | 785,000 | 77 | 199 | 10,200 | 3,900 | C:B |
| 724 | Nigeria | Kaduna | 1,170,000 | 115 | 298 | 10,200 | 3,900 | W:B |
| 728 | China | Ezhou, HUB | 750,000 | 74 | 192 | 10,100 | 3,900 | C:B |
| 728 | China | Huzhou, ZJ | 1,650,000 | 164 | 425 | 10,100 | 3,900 | C:B |
| 728 | Malaysia | Seremban | 605,000 | 60 | 155 | 10,100 | 3,900 | C:B |
| 731 | China | Dongming (Heze), SD | 500,000 | 50 | 130 | 10,000 | 3,900 | C:B |
| 731 | China | Yinchuan, NX | 1,905,000 | 190 | 492 | 10,000 | 3,900 | L:B |
| 731 | China | Yuncheng, SAX | 750,000 | 75 | 194 | 10,000 | 3,900 | C:B |
| 731 | China | Zhuji (Shaoxing), ZJ | 520,000 | 52 | 135 | 10,000 | 3,900 | L:B |
| 731 | Uganda | Kampala | 2,895,000 | 290 | 751 | 10,000 | 3,900 | C:B |
| 736 | China | Heze, SD | 805,000 | 81 | 210 | 9,900 | 3,800 | C:B |
| 736 | China | Kaifeng, HEN | 895,000 | 90 | 233 | 9,900 | 3,800 | L:B |
| 736 | China | Suzhou, JS | 5,250,000 | 530 | 1,373 | 9,900 | 3,800 | L:B |
| 736 | Israel | Jerusalem | 890,000 | 90 | 233 | 9,900 | 3,800 | D:B |
| 738 | Japan | Kanazawa | 520,000 | 53 | 137 | 9,800 | 3,800 | C:B |
| 740 | Brazil | Belo Horizonte | 4,800,000 | 490 | 1,269 | 9,800 | 3,800 | C:B |
| 740 | Brazil | Curitiba | 3,190,000 | 325 | 842 | 9,800 | 3,800 | C:B |
| 740 | Brazil | Ribeirao Preto | 685,000 | 70 | 181 | 9,800 | 3,800 | C:B |
| 740 | Brazil | Vitoria | 1,280,000 | 130 | 337 | 9,800 | 3,800 | C:B |
| 740 | China | Dezhou, SD-HEB | 665,000 | 68 | 176 | 9,800 | 3,800 | C:B |
| 740 | China | Hebi, HEN | 585,000 | 60 | 155 | 9,800 | 3,800 | C:B |
| 740 | China | Langfang, HEB-TJ-BJ | 755,000 | 77 | 199 | 9,800 | 3,800 | C:B |
| 740 | China | Ningbo, ZJ | 3,525,000 | 360 | 932 | 9,800 | 3,800 | L:B |
| 740 | China | Shaoxing, ZJ | 2,055,000 | 210 | 544 | 9,800 | 3,800 | L:B |
| 740 | China | Shuangyashan, HL | 530,000 | 54 | 140 | 9,800 | 3,800 | C:B |
| 740 | Italy | Florence | 835,000 | 85 | 220 | 9,800 | 3,800 | C:B |
| 740 | Ukraine | Kiyev | 2,835,000 | 290 | 751 | 9,800 | 3,800 | C:B |
| 740 | Viet Nam | Nha Trang | 585,000 | 60 | 155 | 9,800 | 3,800 | C:B |
| 740 | Viet Nam | Vung Tau | 980,000 | 100 | 259 | 9,800 | 3,800 | C:B |
| 755 | Croatia | Zagreb | 700,000 | 72 | 186 | 9,700 | 3,800 | C:B |
| 755 | France | Paris | 10,960,000 | 1,098 | 2,845 | 9,700 | 3,700 | A:A |
| 755 | Greece | Thessaloniki | 845,000 | 87 | 225 | 9,700 | 3,800 | C:B |
| 755 | Nigeria | Ilorin | 960,000 | 99 | 256 | 9,700 | 3,700 | W:B |
| 755 | Poland | Lodz | 680,000 | 70 | 181 | 9,700 | 3,800 | D:B |
| 755 | United Kingdom | Belfast | 630,000 | 62 | 161 | 9,700 | 3,700 | D:A |
| 755 | Zambia | Kitwe | 695,000 | 72 | 186 | 9,700 | 3,700 | C:B |

| | | | | | | | | |
|-----|----------------|------------------------|-----------|-------|-------|-------|-------|-----|
| 760 | Japan | Shizuoka | 670,000 | 70 | 181 | 9,600 | 3,700 | C:B |
| 762 | China | Suining, SC | 605,000 | 63 | 163 | 9,600 | 3,700 | C:B |
| 762 | Tunisia | Sfax | 740,000 | 77 | 199 | 9,600 | 3,700 | D:B |
| 762 | Turkey | Konya | 1,245,000 | 130 | 337 | 9,600 | 3,700 | C:B |
| 762 | Ukraine | Lviv | 720,000 | 75 | 194 | 9,600 | 3,700 | C:B |
| 767 | Armenia | Yerevan | 1,380,000 | 145 | 376 | 9,500 | 3,700 | C:B |
| 767 | China | Binzhou, SD | 760,000 | 80 | 207 | 9,500 | 3,700 | C:B |
| 767 | Saudi Arabia | Riyadh | 6,050,000 | 640 | 1,658 | 9,500 | 3,600 | C:B |
| 770 | China | Qingdao, SD | 5,915,000 | 630 | 1,632 | 9,400 | 3,600 | L:B |
| 770 | China | Xuzhou, JS | 1,410,000 | 150 | 389 | 9,400 | 3,600 | C:B |
| 770 | Malaysia | Kuala Lumpur | 7,860,000 | 835 | 2,163 | 9,400 | 3,600 | C:B |
| 770 | South Sudan | Juba | 525,000 | 56 | 145 | 9,400 | 3,600 | F:B |
| 770 | United Kingdom | Leeds-Bradford | 1,875,000 | 188 | 488 | 9,400 | 3,600 | A:A |
| 773 | Japan | Naha | 1,115,000 | 120 | 311 | 9,300 | 3,600 | C:B |
| 773 | Japan | Okayama | 700,000 | 75 | 194 | 9,300 | 3,600 | C:B |
| 775 | China | Changshu (Suzhou), JS | 1,155,000 | 124 | 321 | 9,300 | 3,600 | L:B |
| 775 | China | Jiangmen, GD | 1,445,000 | 155 | 401 | 9,300 | 3,600 | L:B |
| 775 | China | Sanya, HA | 550,000 | 59 | 153 | 9,300 | 3,600 | C:B |
| 775 | India | Kannur, KL | 2,050,000 | 220 | 570 | 9,300 | 3,600 | A:B |
| 775 | Italy | Naples | 3,690,000 | 395 | 1,023 | 9,300 | 3,600 | C:B |
| 775 | Italy | Rome | 3,995,000 | 430 | 1,114 | 9,300 | 3,600 | C:B |
| 775 | Jordan | Irbid | 740,000 | 80 | 207 | 9,300 | 3,600 | C:B |
| 775 | Kyrgyzstan | Bishkek | 925,000 | 100 | 259 | 9,300 | 3,600 | D:B |
| 775 | Mexico | Tijuana | 1,485,000 | 160 | 414 | 9,300 | 3,600 | C:B |
| 775 | South Africa | Johannesburg-East Rand | 9,335,000 | 1,000 | 2,590 | 9,300 | 3,600 | C:B |
| 775 | Tajikistan | Dushanbe | 905,000 | 97 | 251 | 9,300 | 3,600 | D:B |
| 788 | Ghana | Accra | 4,335,000 | 470 | 1,217 | 9,200 | 3,600 | W:B |
| 789 | China | Songyuan, JL | 585,000 | 64 | 166 | 9,100 | 3,500 | C:B |
| 789 | Libya | Misratah | 770,000 | 85 | 220 | 9,100 | 3,500 | D:B |
| 789 | Mexico | Reynosa | 640,000 | 70 | 181 | 9,100 | 3,500 | C:B |
| 789 | Russia | Saratov | 795,000 | 87 | 225 | 9,100 | 3,500 | C:B |
| 789 | Ukraine | Kriyvyi Rih | 680,000 | 75 | 194 | 9,100 | 3,500 | D:B |
| 794 | Ireland | Dublin | 1,215,000 | 123 | 318 | 9,000 | 3,500 | A:A |
| 794 | Mexico | Chihuahua | 895,000 | 100 | 259 | 9,000 | 3,500 | C:B |
| 794 | Thailand | Chon Buri | 575,000 | 64 | 166 | 9,000 | 3,500 | C:B |
| 797 | Argentina | Cordoba | 1,645,000 | 185 | 479 | 8,900 | 3,400 | C:B |
| 797 | China | Jiujiang, JX | 740,000 | 83 | 215 | 8,900 | 3,400 | C:B |
| 797 | China | Lianyungang, JS | 1,115,000 | 125 | 324 | 8,900 | 3,400 | C:B |
| 797 | China | Taian, SD | 885,000 | 100 | 259 | 8,900 | 3,400 | C:B |
| 797 | Poland | Krakow | 760,000 | 85 | 220 | 8,900 | 3,500 | D:B |
| 797 | Switzerland | Geneva | 620,000 | 70 | 181 | 8,900 | 3,400 | C:B |
| 803 | China | Jiaozuo, HEN | 920,000 | 105 | 272 | 8,800 | 3,400 | C:B |
| 803 | China | Yancheng, JS | 1,130,000 | 129 | 334 | 8,800 | 3,400 | C:B |
| 803 | Italy | Bologna | 530,000 | 60 | 155 | 8,800 | 3,400 | C:B |
| 806 | Brazil | Brasilia | 3,320,000 | 380 | 984 | 8,700 | 3,400 | C:B |
| 806 | China | Changzhou, JS | 3,210,000 | 370 | 958 | 8,700 | 3,300 | L:B |
| 806 | China | Hengshui, HEB | 565,000 | 65 | 168 | 8,700 | 3,400 | C:B |
| 806 | Italy | Bergamo | 870,000 | 100 | 259 | 8,700 | 3,400 | D:B |
| 806 | Lebanon | Beirut | 2,260,000 | 260 | 673 | 8,700 | 3,400 | D:B |
| 809 | Japan | Niigata | 855,000 | 99 | 256 | 8,600 | 3,300 | C:B |
| 811 | Brazil | Maringa | 515,000 | 60 | 155 | 8,600 | 3,300 | C:B |
| 811 | Brazil | Uberlandia | 645,000 | 75 | 194 | 8,600 | 3,300 | C:B |
| 811 | China | Jiyuan, HEN | 600,000 | 70 | 181 | 8,600 | 3,300 | C:B |
| 811 | China | Tongling, AH | 540,000 | 63 | 163 | 8,600 | 3,300 | C:B |
| 811 | China | Zhenjiang, JS | 1,070,000 | 125 | 324 | 8,600 | 3,300 | C:B |

| | | | | | | | | |
|-----|----------------|---------------------------|-----------|-----|-------|-------|-------|-----|
| 811 | Libya | Banghazi | 775,000 | 90 | 233 | 8,600 | 3,300 | D:B |
| 811 | Netherlands | Amsterdam | 1,670,000 | 195 | 505 | 8,600 | 3,300 | C:B |
| 819 | China | Liuan, AN | 555,000 | 65 | 168 | 8,500 | 3,300 | C:B |
| 819 | Italy | Padova | 615,000 | 72 | 186 | 8,500 | 3,300 | D:B |
| 819 | Nigeria | Benin City | 1,485,000 | 175 | 453 | 8,500 | 3,300 | W:B |
| 819 | South Africa | Durban | 3,505,000 | 410 | 1,062 | 8,500 | 3,300 | C:B |
| 819 | South Africa | Port Elizabeth | 1,280,000 | 150 | 389 | 8,500 | 3,300 | C:B |
| 819 | Spain | Palma | 550,000 | 65 | 168 | 8,500 | 3,300 | C:B |
| 819 | Switzerland | Zurich | 805,000 | 95 | 246 | 8,500 | 3,300 | C:B |
| 819 | Turkey | Kayseri | 1,105,000 | 130 | 337 | 8,500 | 3,300 | C:B |
| 819 | United Kingdom | Glasgow | 1,255,000 | 142 | 368 | 8,500 | 3,300 | A:A |
| 828 | Angola | Lubango | 705,000 | 84 | 218 | 8,400 | 3,200 | C:B |
| 828 | Saudi Arabia | Tabuk | 590,000 | 70 | 181 | 8,400 | 3,300 | C:B |
| 828 | Spain | Las Palmas | 670,000 | 80 | 207 | 8,400 | 3,200 | C:B |
| 831 | Argentina | Mendoza | 1,085,000 | 130 | 337 | 8,300 | 3,200 | C:B |
| 831 | China | Baoding, HEB | 1,250,000 | 150 | 389 | 8,300 | 3,200 | L:B |
| 831 | China | Zibo, SD | 2,670,000 | 320 | 829 | 8,300 | 3,200 | C:B |
| 831 | Iran | Yazd | 660,000 | 80 | 207 | 8,300 | 3,200 | C:B |
| 831 | Norway | Oslo | 1,020,000 | 112 | 290 | 8,300 | 3,200 | A:A |
| 831 | Poland | Katowice-Gliwice-Tychy | 2,155,000 | 260 | 673 | 8,300 | 3,200 | C:B |
| 831 | Saudi Arabia | Jiddah | 3,935,000 | 475 | 1,230 | 8,300 | 3,200 | C:B |
| 831 | South Korea | Cheonan | 565,000 | 68 | 176 | 8,300 | 3,200 | C:B |
| 837 | Japan | Otsu | 735,000 | 90 | 233 | 8,200 | 3,200 | C:B |
| 839 | Argentina | Tucuman | 740,000 | 90 | 233 | 8,200 | 3,200 | C:B |
| 839 | Brazil | Sao Jose dos Campos | 735,000 | 90 | 233 | 8,200 | 3,200 | C:B |
| 839 | China | Shaoguan, GD | 590,000 | 72 | 186 | 8,200 | 3,200 | C:B |
| 839 | China | Shizuishan, NX | 740,000 | 90 | 233 | 8,200 | 3,200 | C:B |
| 839 | China | Zhangjiagang (Suzhou), JS | 2,570,000 | 315 | 816 | 8,200 | 3,200 | L:B |
| 839 | Russia | Ufa | 1,100,000 | 134 | 347 | 8,200 | 3,200 | C:B |
| 846 | China | Chaoyang, LN | 565,000 | 70 | 181 | 8,100 | 3,100 | C:B |
| 846 | China | Quanzhou, FJ | 6,495,000 | 800 | 2,072 | 8,100 | 3,100 | L:B |
| 846 | Kazakhstan | Almaty | 1,670,000 | 205 | 531 | 8,100 | 3,100 | C:B |
| 846 | Mexico | Culiacan | 550,000 | 68 | 176 | 8,100 | 3,100 | C:B |
| 850 | Brazil | Joinville | 560,000 | 70 | 181 | 8,000 | 3,100 | C:B |
| 850 | Germany | Frankfurt | 2,005,000 | 250 | 648 | 8,000 | 3,100 | C:B |
| 850 | Russia | Khabarovsk | 600,000 | 75 | 194 | 8,000 | 3,100 | C:B |
| 850 | Russia | Perm | 1,035,000 | 130 | 337 | 8,000 | 3,100 | D:B |
| 854 | Brazil | Campo Grande | 865,000 | 110 | 285 | 7,900 | 3,000 | C:B |
| 854 | China | Laiwu, SD | 935,000 | 118 | 306 | 7,900 | 3,100 | C:B |
| 854 | Malaysia | Ipoh | 785,000 | 100 | 259 | 7,900 | 3,000 | D:B |
| 854 | South Africa | Bloemfontein | 540,000 | 68 | 176 | 7,900 | 3,100 | D:B |
| 854 | Ukraine | Odessa | 1,100,000 | 140 | 363 | 7,900 | 3,000 | D:B |
| 857 | Japan | Kitakyushu | 1,760,000 | 225 | 583 | 7,800 | 3,000 | C:B |
| 859 | China | Linyi, SD | 2,715,000 | 350 | 907 | 7,800 | 3,000 | C:B |
| 859 | China | Wuhai, NM | 625,000 | 80 | 207 | 7,800 | 3,000 | C:B |
| 859 | China | Yongkang (Jinhua), ZJ | 675,000 | 86 | 223 | 7,800 | 3,000 | C:B |
| 859 | Germany | Berlin | 4,060,000 | 520 | 1,347 | 7,800 | 3,000 | C:B |
| 859 | Moldova | Chisinau | 595,000 | 76 | 197 | 7,800 | 3,000 | C:B |
| 859 | Saudi Arabia | Buraydah | 625,000 | 80 | 207 | 7,800 | 3,000 | D:B |
| 859 | Venezuela | Ciudad Guayana | 740,000 | 95 | 246 | 7,800 | 3,000 | D:B |
| 867 | Brazil | Campinas | 2,770,000 | 360 | 932 | 7,700 | 3,000 | C:B |
| 867 | Mexico | Queretaro | 1,075,000 | 140 | 363 | 7,700 | 3,000 | C:B |
| 867 | Nigeria | Abuja | 2,695,000 | 350 | 907 | 7,700 | 3,000 | W:B |
| 867 | South Africa | East London | 500,000 | 65 | 168 | 7,700 | 3,000 | C:B |
| 870 | Nigeria | Nsukka | 1,895,000 | 249 | 645 | 7,600 | 2,900 | W:W |

| | | | | | | | | |
|-----|--------------|------------------------------|------------|-------|-------|-------|-------|-----|
| 871 | China | Cixi (Ningbo), ZJ | 1,400,000 | 185 | 479 | 7,600 | 2,900 | L:B |
| 871 | China | Tieling, LN | 535,000 | 70 | 181 | 7,600 | 3,000 | C:B |
| 871 | Italy | Catania | 725,000 | 95 | 246 | 7,600 | 2,900 | C:B |
| 871 | Mexico | Saltillo | 800,000 | 105 | 272 | 7,600 | 2,900 | C:B |
| 871 | Russia | Chelyabinsk | 1,180,000 | 155 | 401 | 7,600 | 2,900 | C:B |
| 871 | Russia | Rostov | 1,095,000 | 145 | 376 | 7,600 | 2,900 | C:B |
| 871 | Saudi Arabia | Hufuf-Mubarraz | 795,000 | 105 | 272 | 7,600 | 2,900 | D:B |
| 879 | China | Bengbu, AH | 970,000 | 130 | 337 | 7,500 | 2,900 | C:B |
| 879 | China | Fuqing (Fuzhou), FJ | 970,000 | 130 | 337 | 7,500 | 2,900 | L:B |
| 879 | Germany | Cologne-Bonn | 2,260,000 | 300 | 777 | 7,500 | 2,900 | C:B |
| 879 | Russia | Moscow | 16,555,000 | 2,200 | 5,698 | 7,500 | 2,900 | C:B |
| 883 | Belarus | Gomel | 570,000 | 77 | 199 | 7,400 | 2,900 | C:B |
| 883 | Brazil | Goiania | 2,340,000 | 315 | 816 | 7,400 | 2,900 | C:B |
| 883 | Germany | Nuremberg | 665,000 | 90 | 233 | 7,400 | 2,900 | C:B |
| 883 | Germany | Stuttgart | 1,375,000 | 185 | 479 | 7,400 | 2,900 | C:B |
| 883 | Ukraine | Zaporizhzhya | 735,000 | 100 | 259 | 7,400 | 2,800 | D:B |
| 888 | China | Kunshan (Suzhou), JS | 1,680,000 | 230 | 596 | 7,300 | 2,800 | L:B |
| 888 | China | Putian, FJ | 2,190,000 | 300 | 777 | 7,300 | 2,800 | L:B |
| 888 | Italy | Milan | 5,295,000 | 730 | 1,891 | 7,300 | 2,800 | C:B |
| 888 | New Zealand | Auckland | 1,525,000 | 210 | 544 | 7,300 | 2,800 | C:B |
| 888 | Portugal | Lisbon | 2,705,000 | 370 | 958 | 7,300 | 2,800 | C:B |
| 891 | Japan | Nagoya | 10,240,000 | 1,430 | 3,704 | 7,200 | 2,800 | C:B |
| 893 | Canada | Toronto, ON | 6,630,000 | 888 | 2,300 | 7,200 | 2,800 | N:A |
| 893 | China | Panjin, LN | 830,000 | 115 | 298 | 7,200 | 2,800 | C:B |
| 893 | Germany | Dresden | 755,000 | 105 | 272 | 7,200 | 2,800 | C:B |
| 893 | Germany | Mannheim | 615,000 | 85 | 220 | 7,200 | 2,800 | C:B |
| 898 | China | Jinghong (Xishuangbanna), YN | 510,000 | 72 | 186 | 7,100 | 2,700 | C:B |
| 898 | China | Korla, XJ | 785,000 | 110 | 285 | 7,100 | 2,800 | C:B |
| 898 | China | Qinhuangdao, HEB | 1,210,000 | 170 | 440 | 7,100 | 2,700 | L:B |
| 898 | Mexico | Oaxaca | 595,000 | 84 | 218 | 7,100 | 2,700 | C:B |
| 898 | Netherlands | Rotterdam-Hague | 2,680,000 | 380 | 984 | 7,100 | 2,700 | C:B |
| 898 | Russia | Kazan | 1,205,000 | 170 | 440 | 7,100 | 2,700 | C:B |
| 898 | South Africa | Pretoria | 3,375,000 | 475 | 1,230 | 7,100 | 2,700 | C:B |
| 898 | Turkey | Izmit | 635,000 | 89 | 231 | 7,100 | 2,800 | C:B |
| 898 | Zimbabwe | Harare | 2,280,000 | 320 | 829 | 7,100 | 2,800 | C:B |
| 907 | Canada | Montréal, QC | 3,600,000 | 500 | 1,294 | 7,000 | 2,700 | A:A |
| 907 | Sweden | Goteborg | 610,000 | 83 | 215 | 7,000 | 2,700 | A:A |
| 907 | Switzerland | Basel | 540,000 | 77 | 199 | 7,000 | 2,700 | C:B |
| 910 | Belgium | Brussels | 2,135,000 | 310 | 803 | 6,900 | 2,700 | C:B |
| 910 | Brazil | Sorocaba | 760,000 | 110 | 285 | 6,900 | 2,700 | D:B |
| 910 | China | Suqian, JS | 655,000 | 95 | 246 | 6,900 | 2,700 | C:B |
| 913 | Germany | Hamburg | 2,050,000 | 300 | 777 | 6,800 | 2,600 | C:B |
| 913 | Poland | Gdansk | 855,000 | 125 | 324 | 6,800 | 2,600 | C:B |
| 915 | Bolivia | Santa Cruz de la Sierra | 2,145,000 | 320 | 829 | 6,700 | 2,600 | C:B |
| 915 | Brazil | Jundiai | 800,000 | 120 | 311 | 6,700 | 2,600 | C:B |
| 915 | Canada | Vancouver, BC | 2,340,000 | 338 | 876 | 6,700 | 2,600 | A:A |
| 915 | China | Gaomi (Weifang), SD | 705,000 | 105 | 272 | 6,700 | 2,600 | C:B |
| 915 | Hungary | Budapest | 2,520,000 | 375 | 971 | 6,700 | 2,600 | C:B |
| 915 | Viet Nam | Da Nang | 1,070,000 | 160 | 414 | 6,700 | 2,600 | D:B |
| 921 | China | Cangzhou, HEB | 610,000 | 92 | 238 | 6,600 | 2,600 | C:B |
| 921 | China | Linqi (Weifang), SD | 500,000 | 76 | 197 | 6,600 | 2,500 | C:B |
| 923 | Germany | Essen-Dusseldorf | 6,660,000 | 1,025 | 2,655 | 6,500 | 2,500 | C:B |
| 923 | Germany | Hannover | 710,000 | 110 | 285 | 6,500 | 2,500 | C:B |
| 923 | Germany | Leipzig | 620,000 | 95 | 246 | 6,500 | 2,500 | C:B |
| 923 | Mexico | Tampico | 550,000 | 85 | 220 | 6,500 | 2,500 | C:B |

| | | | | | | | | |
|-----|----------------------|----------------------------|------------|-------|--------|-------|-------|-----|
| 923 | Qatar | Doha | 1,465,000 | 225 | 583 | 6,500 | 2,500 | C:B |
| 923 | Russia | Yaroslavl | 585,000 | 90 | 233 | 6,500 | 2,500 | C:B |
| 923 | United Arab Emirates | Dubai | 3,745,000 | 580 | 1,502 | 6,500 | 2,500 | L:B |
| 927 | Japan | Nagano | 705,000 | 110 | 285 | 6,400 | 2,500 | C:B |
| 930 | Netherlands | Utrecht | 705,000 | 110 | 285 | 6,400 | 2,500 | C:B |
| 930 | Saudi Arabia | Medina | 1,345,000 | 210 | 544 | 6,400 | 2,500 | C:B |
| 933 | France | Lille | 1,080,000 | 171 | 443 | 6,300 | 2,400 | C:B |
| 933 | Russia | Krasnoyarsk | 1,070,000 | 170 | 440 | 6,300 | 2,400 | C:B |
| 935 | China | Nantong, JS | 1,275,000 | 205 | 531 | 6,200 | 2,400 | C:B |
| 935 | Poland | Poznan | 530,000 | 85 | 220 | 6,200 | 2,400 | D:B |
| 935 | Russia | Yekaterinburg | 1,550,000 | 250 | 648 | 6,200 | 2,400 | C:B |
| 935 | Uzbekistan | Samarkand | 1,200,000 | 195 | 505 | 6,200 | 2,400 | F:B |
| 939 | Germany | Bremen | 640,000 | 105 | 272 | 6,100 | 2,400 | C:B |
| 939 | Latvia | Riga | 610,000 | 100 | 259 | 6,100 | 2,400 | D:B |
| 939 | Lithuania | Vilnius | 515,000 | 85 | 220 | 6,100 | 2,300 | D:B |
| 939 | Zimbabwe | Bulawayo | 545,000 | 90 | 233 | 6,100 | 2,300 | C:B |
| 943 | Azerbaijan | Baku | 2,600,000 | 435 | 1,127 | 6,000 | 2,300 | C:B |
| 943 | France | Marseille | 1,605,000 | 266 | 689 | 6,000 | 2,300 | C:B |
| 943 | Libya | Tripoli | 1,135,000 | 190 | 492 | 6,000 | 2,300 | D:B |
| 943 | United States | Los Angeles, CA | 15,440,000 | 2,432 | 6,299 | 6,000 | 2,300 | N:A |
| 944 | Japan | Fuji | 755,000 | 130 | 337 | 5,800 | 2,200 | C:B |
| 947 | China | Zouping (Binzhou), SD | 550,000 | 93 | 241 | 5,900 | 2,300 | C:B |
| 948 | Malaysia | Johor Bahru | 1,815,000 | 315 | 816 | 5,800 | 2,200 | C:B |
| 950 | Russia | Novosibirsk | 1,705,000 | 300 | 777 | 5,700 | 2,200 | C:B |
| 950 | Uzbekistan | Tashkent | 2,355,000 | 415 | 1,075 | 5,700 | 2,200 | D:B |
| 952 | Kazakhstan | Shimkent | 835,000 | 150 | 389 | 5,600 | 2,100 | D:B |
| 952 | Russia | Omsk | 1,155,000 | 205 | 531 | 5,600 | 2,200 | C:B |
| 952 | South Africa | Vereeniging | 725,000 | 130 | 337 | 5,600 | 2,200 | C:B |
| 952 | Viet Nam | Hai Phong | 1,225,000 | 220 | 570 | 5,600 | 2,100 | D:B |
| 956 | Brazil | Cuiaba | 765,000 | 140 | 363 | 5,500 | 2,100 | C:B |
| 956 | Canada | Calgary, AB | 1,320,000 | 226 | 586 | 5,500 | 2,100 | A:A |
| 956 | Japan | Mito | 655,000 | 125 | 324 | 5,200 | 2,000 | C:B |
| 958 | Canada | Winnipeg, MB | 735,000 | 133 | 344 | 5,400 | 2,100 | A:A |
| 959 | United States | San Francisco-San Jose, CA | 6,100,000 | 1,106 | 2,865 | 5,300 | 2,100 | N:A |
| 960 | Denmark | Copenhagen | 1,310,000 | 238 | 616 | 5,200 | 2,000 | A:A |
| 960 | Germany | Aachen | 545,000 | 105 | 272 | 5,200 | 2,000 | C:B |
| 963 | Australia | Sydney, NSW | 4,515,000 | 841 | 2,179 | 5,100 | 2,000 | A:A |
| 963 | Belgium | Liege | 565,000 | 110 | 285 | 5,100 | 2,000 | C:B |
| 963 | China | Heyuan, GD | 505,000 | 100 | 259 | 5,100 | 1,900 | C:B |
| 966 | Russia | Nizhniy Novgorod | 1,590,000 | 320 | 829 | 5,000 | 1,900 | C:B |
| 967 | Canada | Ottawa, ON-QC | 1,025,000 | 201 | 521 | 4,900 | 1,900 | A:A |
| 967 | Portugal | Porto | 1,480,000 | 300 | 777 | 4,900 | 1,900 | C:B |
| 969 | Canada | Edmonton, AB | 1,130,000 | 221 | 573 | 4,800 | 1,900 | A:A |
| 969 | Trinidad & Tobago | Port of Spain | 525,000 | 110 | 285 | 4,800 | 1,800 | F:B |
| 971 | Finland | Helsinki | 1,270,000 | 259 | 641 | 4,700 | 1,900 | A:A |
| 971 | Germany | Saarbrücken | 560,000 | 120 | 311 | 4,700 | 1,800 | C:B |
| 971 | United States | Honolulu, HI | 865,000 | 170 | 440 | 4,700 | 1,800 | A:A |
| 974 | Kazakhstan | Karagandy | 510,000 | 113 | 293 | 4,500 | 1,700 | D:B |
| 974 | United Arab Emirates | Abu Dhabi | 1,795,000 | 400 | 1,036 | 4,500 | 1,700 | L:B |
| 974 | United States | Las Vegas, NV | 2,415,000 | 417 | 1,080 | 4,500 | 1,700 | A:A |
| 974 | United States | New York, NY-NJ-CT | 21,045,000 | 4,585 | 11,875 | 4,500 | 1,700 | N:A |
| 978 | United States | Miami, FL | 5,955,000 | 1,239 | 3,209 | 4,400 | 1,700 | A:A |
| 979 | Canada | Québec, QC | 720,000 | 165 | 428 | 4,300 | 1,600 | A:A |
| 979 | United Arab Emirates | Al Ain | 775,000 | 180 | 466 | 4,300 | 1,700 | L:B |
| 981 | Belgium | Antwerp | 1,025,000 | 245 | 635 | 4,200 | 1,600 | C:B |

| | | | | | | | | |
|------|-----------------|--------------------------------|-----------|-------|-------|-------|-------|-----|
| 981 | China | Dali, YN | 780,000 | 185 | 479 | 4,200 | 1,600 | C:B |
| 983 | Australia | Melbourne, VIC | 4,450,000 | 1,044 | 2,705 | 4,000 | 1,600 | A:A |
| 983 | United States | San Diego, CA | 3,175,000 | 732 | 1,896 | 4,000 | 1,600 | A:A |
| 985 | Russia | Volgograd | 1,025,000 | 260 | 673 | 3,900 | 1,500 | C:B |
| 986 | United States | Bakersfield, CA | 635,000 | 138 | 357 | 3,800 | 1,500 | A:A |
| 986 | United States | Fresno, CA | 735,000 | 171 | 443 | 3,800 | 1,500 | A:A |
| 988 | Brazil | Sao Luis | 1,170,000 | 320 | 829 | 3,700 | 1,400 | C:B |
| 988 | France | Lyon | 1,680,000 | 455 | 1,178 | 3,700 | 1,400 | C:B |
| 988 | United States | Sacramento, CA | 1,995,000 | 471 | 1,220 | 3,700 | 1,400 | A:A |
| 991 | Australia | Adelaide, SA | 1,195,000 | 323 | 837 | 3,600 | 1,400 | A:A |
| 991 | United States | Denver, CO | 2,690,000 | 668 | 1,730 | 3,600 | 1,400 | A:A |
| 991 | United States | New Orleans, LA | 970,000 | 251 | 650 | 3,600 | 1,400 | A:A |
| 994 | United States | Portland, OR-WA | 2,060,000 | 524 | 1,357 | 3,500 | 1,400 | A:A |
| 995 | Bahrain | Al-Manamah | 505,000 | 150 | 389 | 3,400 | 1,300 | C:B |
| 995 | Saudi Arabia | Khamis Mushayt | 765,000 | 225 | 583 | 3,400 | 1,300 | C:B |
| 995 | Ukraine | Donetsk | 875,000 | 260 | 673 | 3,400 | 1,300 | C:B |
| 995 | United States | Chicago, IL-IN-WI | 9,275,000 | 2,647 | 6,856 | 3,400 | 1,300 | N:A |
| 999 | France | Nice | 955,000 | 287 | 744 | 3,300 | 1,300 | C:B |
| 999 | United States | Washington-Baltimore, DC-VA-MD | 7,515,000 | 2,107 | 5,281 | 3,300 | 1,300 | A:A |
| 1001 | United States | El Paso, TX-NM | 905,000 | 251 | 650 | 3,200 | 1,200 | A:A |
| 1002 | France | Bordeaux | 980,000 | 314 | 812 | 3,100 | 1,200 | C:B |
| 1002 | France | Toulouse | 985,000 | 313 | 811 | 3,100 | 1,200 | C:B |
| 1002 | United States | Phoenix, AZ | 4,480,000 | 1,245 | 3,225 | 3,100 | 1,200 | N:A |
| 1002 | United States | Salt Lake City, UT | 2,260,000 | 664 | 1,720 | 3,100 | 1,200 | N:A |
| 1006 | Ukraine | Dnipropetrovsk | 930,000 | 310 | 803 | 3,000 | 1,200 | C:B |
| 1006 | United States | Albuquerque, NM | 860,000 | 251 | 650 | 3,000 | 1,100 | A:A |
| 1006 | United States | Colorado Springs, CO | 635,000 | 188 | 487 | 3,000 | 1,100 | A:A |
| 1009 | United States | San Antonio, TX | 2,130,000 | 597 | 1,546 | 2,900 | 1,100 | A:A |
| 1009 | Uzbekistan | Namangan | 550,000 | 190 | 492 | 2,900 | 1,100 | D:B |
| 1011 | Australia | Perth, WA | 1,950,000 | 665 | 1,722 | 2,800 | 1,100 | A:A |
| 1011 | United States | Dallas-Fort Worth, TX | 6,550,000 | 1,998 | 5,175 | 2,800 | 1,100 | N:A |
| 1011 | United States | Houston, TX | 6,315,000 | 1,869 | 4,841 | 2,800 | 1,100 | N:A |
| 1011 | United States | Seattle, WA | 3,715,000 | 1,239 | 3,209 | 2,800 | 1,100 | N:A |
| 1011 | United States | Virginia Beach-Norfolk, VA | 1,475,000 | 515 | 1,334 | 2,800 | 1,100 | A:A |
| 1016 | Australia | Brisbane, QLD | 2,150,000 | 774 | 2,005 | 2,700 | 1,000 | A:A |
| 1016 | France | Douai-Lens | 510,000 | 187 | 484 | 2,700 | 1,000 | A:A |
| 1016 | United States | Columbus, OH | 1,560,000 | 510 | 1,321 | 2,700 | 1,000 | A:A |
| 1016 | United States | Murrieta, CA | 690,000 | 162 | 420 | 2,700 | 1,100 | A:A |
| 1016 | United States | Omaha, NE-IA | 805,000 | 271 | 702 | 2,700 | 1,000 | A:A |
| 1016 | United States | Philadelphia, PA-NJ-DE-MD | 5,780,000 | 2,060 | 5,335 | 2,700 | 1,000 | A:A |
| 1022 | France | Grenoble | 525,000 | 198 | 513 | 2,600 | 1,000 | A:A |
| 1022 | United States | Austin, TX | 1,805,000 | 523 | 1,355 | 2,600 | 1,000 | A:A |
| 1022 | United States | Detroit, MI | 4,050,000 | 1,600 | 4,144 | 2,600 | 1,000 | A:A |
| 1022 | United States | Minneapolis-St. Paul, MN-WI | 2,855,000 | 1,022 | 2,647 | 2,600 | 1,000 | A:A |
| 1022 | United States | Tampa-St. Petersburg, FL | 2,745,000 | 957 | 2,479 | 2,600 | 1,000 | A:A |
| 1027 | Saudi Arabia | Ad-Dammam | 1,120,000 | 450 | 1,166 | 2,500 | 1,000 | C:B |
| 1027 | United States | Buffalo, NY | 915,000 | 380 | 984 | 2,500 | 1,000 | A:A |
| 1027 | United States | Milwaukee, WI | 1,430,000 | 546 | 1,414 | 2,500 | 1,000 | A:A |
| 1027 | US: Puerto Rico | San Juan | 2,125,000 | 867 | 2,246 | 2,500 | 1,000 | A:A |
| 1031 | Australia | Gold Coast, QLD-NSW | 630,000 | 250 | 648 | 2,400 | 900 | A:A |
| 1031 | United States | Orlando, FL | 2,455,000 | 773 | 2,002 | 2,400 | 900 | N:A |
| 1031 | United States | Tucson, AZ | 940,000 | 353 | 914 | 2,400 | 900 | A:A |
| 1034 | United States | St. Louis, MO-IL | 2,295,000 | 978 | 2,533 | 2,300 | 900 | A:A |
| 1035 | United States | Des Moines, IA | 515,000 | 201 | 521 | 2,200 | 900 | A:A |
| 1035 | United States | Kansas City, MO-KS | 1,735,000 | 719 | 1,862 | 2,200 | 900 | A:A |

| | | | | | | | | |
|------|---------------|-----------------------------------|-----------|-------|-------|-------|-----|-----|
| 1035 | United States | Rochester, NY | 740,000 | 324 | 839 | 2,200 | 900 | A:A |
| 1035 | United States | Wichita, KS | 510,000 | 215 | 557 | 2,200 | 800 | A:A |
| 1039 | United States | Cincinnati, OH-KY-IN | 1,720,000 | 788 | 2,041 | 2,100 | 800 | A:A |
| 1039 | United States | Cleveland, OH | 2,815,000 | 1,364 | 3,533 | 2,100 | 800 | A:A |
| 1039 | United States | Dayton, OH | 740,000 | 351 | 909 | 2,100 | 800 | A:A |
| 1039 | United States | Indianapolis, IN | 1,705,000 | 706 | 1,829 | 2,100 | 800 | A:A |
| 1039 | United States | Memphis, TN-MS-AR | 1,130,000 | 497 | 1,287 | 2,100 | 800 | A:A |
| 1039 | United States | Oklahoma City, OK | 950,000 | 411 | 1,064 | 2,100 | 800 | A:A |
| 1039 | United States | Toledo, OH-MI | 515,000 | 240 | 622 | 2,100 | 800 | A:A |
| 1046 | United States | Albany, NY | 625,000 | 296 | 767 | 2,000 | 800 | A:A |
| 1046 | United States | Boston-Providence, MA-RI-NH-CT-ME | 7,130,000 | 3,548 | 9,189 | 2,000 | 800 | N:A |
| 1046 | United States | Grand Rapids, MI | 595,000 | 281 | 728 | 2,000 | 800 | A:A |
| 1046 | United States | Jacksonville, FL | 1,215,000 | 530 | 1,373 | 2,000 | 800 | A:A |
| 1046 | United States | Louisville, KY-IN | 1,060,000 | 477 | 1,235 | 2,000 | 800 | A:A |
| 1046 | United States | McAllen, TX | 915,000 | 358 | 927 | 2,000 | 800 | A:A |
| 1046 | United States | Palm Bay, FL | 500,000 | 232 | 601 | 2,000 | 800 | A:A |
| 1046 | United States | Sarasota, FL | 710,000 | 327 | 847 | 2,000 | 800 | A:A |
| 1054 | France | Nantes | 930,000 | 453 | 1,173 | 1,900 | 700 | A:A |
| 1054 | France | Toulon | 575,000 | 295 | 764 | 1,900 | 700 | A:A |
| 1054 | United States | Allentown, PA-NJ | 735,000 | 346 | 896 | 1,900 | 700 | A:A |
| 1054 | United States | Charleston, SC | 655,000 | 293 | 759 | 1,900 | 700 | A:A |
| 1054 | United States | Pittsburgh, PA | 1,725,000 | 905 | 2,344 | 1,900 | 700 | A:A |
| 1054 | United States | Richmond, VA | 1,060,000 | 492 | 1,274 | 1,900 | 700 | A:A |
| 1054 | United States | Tulsa, OK | 730,000 | 336 | 870 | 1,900 | 800 | A:A |
| 1061 | United States | Hartford, CT | 980,000 | 516 | 1,336 | 1,800 | 700 | A:A |
| 1061 | United States | Raleigh, NC | 1,720,000 | 700 | 1,813 | 1,800 | 700 | N:A |
| 1061 | United States | Springfield, MA-CT | 660,000 | 349 | 904 | 1,800 | 700 | A:A |
| 1064 | United States | Atlanta, GA | 5,580,000 | 2,817 | 7,296 | 1,700 | 600 | N:A |
| 1064 | United States | Harrisburg, PA | 510,000 | 260 | 673 | 1,700 | 700 | A:A |
| 1064 | United States | Nashville, TN | 1,155,000 | 563 | 1,458 | 1,700 | 700 | A:A |
| 1067 | United States | Baton Rouge, LA | 690,000 | 367 | 951 | 1,600 | 600 | A:A |
| 1067 | United States | Cape Coral, FL | 735,000 | 330 | 855 | 1,600 | 600 | A:A |
| 1069 | United States | Charlotte, NC-SC | 2,440,000 | 1,156 | 2,994 | 1,500 | 600 | A:A |
| 1070 | United States | Birmingham, AL | 815,000 | 530 | 1,373 | 1,400 | 500 | A:A |
| 1070 | United States | Columbia, SC | 660,000 | 380 | 984 | 1,400 | 600 | A:A |
| 1072 | United States | Knoxville, TN | 680,000 | 438 | 1,134 | 1,300 | 500 | A:A |

Base year and base population in Table 5

Density calculation: Where Source = "A:A", base year, otherwise current year

Table 5

ALPHABETICAL LIST OF URBAN AREAS (INCLUDING SELECTED URBAN AREAS UNDER 500,000): 2019



All Urban Areas in Report

| Popula. Rank | Geography | Urban Area | Population Estimate | Land Area | | Population Density | | Basis:Pop: Area | Latest Estimate | Base Year | Base Year Population Estimate |
|-----------------|-------------|--------------------|------------------------|-----------------|----------------------|--------------------|-------------------------|--------------------|--------------------|--------------|----------------------------------|
| | | | | Square Miles | Square Kilometers | Per Square Mile | Per Square Kilometer | | | | |
| 979 | Afghanistan | Herat | 555,000 | 19 | 49 | 29,200 | 11,300 | C:B | 2019 | 2015 | 460,000 |
| 114 | Afghanistan | Kabul | 3,960,000 | 100 | 259 | 39,600 | 15,300 | C:B | 2019 | 2016 | 3,650,000 |
| 950 | Afghanistan | Kandahar | 570,000 | 25 | 65 | 22,800 | 8,800 | C:B | 2019 | 2015 | 510,000 |
| | Albania | Berat | 40,000 | 2 | 6 | 18,200 | 7,000 | C:B | 2010 | 2010 | 40,000 |
| | Albania | Fier | 50,000 | 6 | 14 | 9,000 | 3,500 | C:B | 2010 | 2010 | 50,000 |
| 827 | Albania | Tirana | 655,000 | 43 | 111 | 15,200 | 5,900 | C:B | 2019 | 2010 | 560,000 |
| 118 | Algeria | Algiers | 3,820,000 | 170 | 440 | 22,500 | 8,700 | C:B | 2019 | 2008 | 3,250,000 |
| 923 | Algeria | Constantine | 590,000 | 46 | 119 | 12,800 | 5,000 | C:B | 2019 | 2008 | 590,000 |
| 514 | Algeria | Wahran | 1,050,000 | 59 | 153 | 17,800 | 6,900 | C:B | 2019 | 2008 | 920,000 |
| 955 | Angola | Benguela | 565,000 | 40 | 104 | 14,100 | 5,500 | C:B | 2019 | 2014 | 500,000 |
| 910 | Angola | Huambo | 600,000 | 50 | 130 | 12,000 | 4,600 | C:B | 2019 | 2014 | 530,000 |
| | Angola | Kuito | 340,000 | 32 | 83 | 10,600 | 4,100 | C:B | 2019 | 2014 | 300,000 |
| | Angola | Lobito | 295,000 | 33 | 85 | 8,900 | 3,500 | C:B | 2019 | 2014 | 260,000 |
| 50 | Angola | Luanda | 7,645,000 | 380 | 984 | 20,100 | 7,800 | C:B | 2019 | 2014 | 6,400,000 |
| 768 | Angola | Lubango | 705,000 | 84 | 218 | 8,400 | 3,200 | C:B | 2019 | 2014 | 550,000 |
| 20 | Argentina | Buenos Aires | 15,130,000 | 1,240 | 3,212 | 12,200 | 4,700 | C:B | 2019 | 2010 | 14,220,000 |
| | Argentina | Comodora Rivadavia | 175,000 | 18 | 47 | 9,700 | 3,800 | C:B | 2010 | 2010 | 175,000 |
| 324 | Argentina | Cordoba | 1,645,000 | 185 | 479 | 8,900 | 3,400 | C:B | 2019 | 2010 | 1,532,000 |
| 860 | Argentina | Mar del Plata | 625,000 | 55 | 142 | 11,400 | 4,400 | C:B | 2019 | 2010 | 575,000 |
| 492 | Argentina | Mendoza | 1,085,000 | 130 | 337 | 8,300 | 3,200 | C:B | 2019 | 2010 | 942,000 |
| 373 | Argentina | Rosario | 1,430,000 | 120 | 311 | 11,900 | 4,600 | C:B | 2019 | 2010 | 1,264,000 |
| 887 | Argentina | Salta | 610,000 | 42 | 109 | 14,500 | 5,600 | C:B | 2019 | 2010 | 525,000 |
| | Argentina | San Juan | 480,000 | 45 | 117 | 10,700 | 4,100 | C:B | 2019 | 2015 | 465,000 |
| 964 | Argentina | Santa Fe | 560,000 | 45 | 117 | 12,400 | 4,800 | C:B | 2019 | 2010 | 500,000 |
| 717 | Argentina | Tucuman | 740,000 | 90 | 233 | 8,200 | 3,200 | C:B | 2019 | 2010 | 650,000 |
| 385 | Armenia | Yerevan | 1,380,000 | 145 | 376 | 9,500 | 3,700 | C:B | 2019 | 2011 | 1,350,000 |
| 441 | Australia | Adelaide, SA | 1,195,000 | 323 | 837 | 3,600 | 1,400 | A:A | 2019 | 2016 | 1,166,000 |
| | Australia | Albany, WA | 25,000 | 32 | 82 | 900 | 300 | A:A | 2011 | 2011 | 27,000 |
| | Australia | Albury, NSW-VIC | 85,000 | 45 | 117 | 1,800 | 700 | A:A | 2016 | 2016 | 83,000 |
| | Australia | Alice Springs, NT | 25,000 | 19 | 49 | 1,300 | 500 | A:A | 2011 | 2011 | 24,000 |
| | Australia | Ballarat, VIC | 95,000 | 59 | 154 | 1,600 | 600 | A:A | 2016 | 2016 | 94,000 |
| | Australia | Bathurst, NSW | 30,000 | 20 | 53 | 1,500 | 600 | A:A | 2011 | 2011 | 31,000 |
| | Australia | Bendigo, VIC | 90,000 | 64 | 165 | 1,400 | 600 | A:A | 2016 | 2016 | 92,000 |

| | | | | | | | | | | | |
|-----|-----------|---------------------|-----------|-------|-------|-------|-------|-----|------|------|-----------|
| 243 | Australia | Brisbane, QLD | 2,150,000 | 774 | 2,005 | 2,700 | 1,000 | A:A | 2019 | 2016 | 2,054,000 |
| | Australia | Broken Hill, NSW | 20,000 | 10 | 26 | 1,800 | 700 | A:A | 2011 | 2011 | 18,000 |
| | Australia | Bunbury, WA | 65,000 | 45 | 116 | 1,400 | 600 | A:A | 2011 | 2011 | 64,000 |
| | Australia | Bundaberg, QLD | 50,000 | 40 | 104 | 1,200 | 500 | A:A | 2011 | 2011 | 50,000 |
| | Australia | Cairns, QLD | 145,000 | 77 | 199 | 1,900 | 700 | A:A | 2016 | 2016 | 145,000 |
| | Australia | Canberra, ACT-NSW | 450,000 | 155 | 402 | 2,800 | 1,100 | A:A | 2019 | 2016 | 432,000 |
| | Australia | Central Coast, NSW | 305,000 | 129 | 334 | 2,400 | 900 | A:A | 2016 | 2016 | 307,000 |
| | Australia | Coffs Harbour, NSW | 45,000 | 30 | 78 | 1,500 | 600 | A:A | 2011 | 2011 | 46,000 |
| | Australia | Darwin, NT | 120,000 | 92 | 237 | 1,300 | 500 | A:A | 2016 | 2016 | 118,000 |
| | Australia | Devonport, TAS | 25,000 | 11 | 28 | 2,100 | 800 | A:A | 2011 | 2011 | 23,000 |
| | Australia | Dubbo, NSW | 30,000 | 37 | 97 | 900 | 300 | A:A | 2011 | 2011 | 32,000 |
| | Australia | Esperance, WA | 10,000 | 12 | 30 | 900 | 300 | A:A | 2011 | 2011 | 10,000 |
| | Australia | Gawler, SA | 25,000 | 17 | 43 | 1,400 | 600 | A:A | 2011 | 2011 | 24,000 |
| | Australia | Geelong, VIC | 155,000 | 65 | 169 | 2,400 | 900 | A:A | 2016 | 2016 | 157,000 |
| | Australia | Geraldton, WA | 30,000 | 24 | 63 | 1,300 | 500 | A:A | 2011 | 2011 | 31,000 |
| | Australia | Gladstone, QLD | 30,000 | 37 | 96 | 900 | 300 | A:A | 2011 | 2011 | 32,000 |
| 852 | Australia | Gold Coast, QLD-NSW | 630,000 | 250 | 648 | 2,400 | 900 | A:A | 2019 | 2016 | 600,000 |
| | Australia | Goulburn, NSW | 20,000 | 25 | 65 | 900 | 300 | A:A | 2011 | 2011 | 22,000 |
| | Australia | Hervey Bay, QLD | 50,000 | 36 | 93 | 1,300 | 500 | A:A | 2011 | 2011 | 48,000 |
| | Australia | Hobart, TAS | 180,000 | 96 | 248 | 1,900 | 700 | A:A | 2016 | 2016 | 178,000 |
| | Australia | Kalgoorlie, WA | 30,000 | 24 | 63 | 1,300 | 500 | A:A | 2011 | 2011 | 31,000 |
| | Australia | Launceston, TAS | 75,000 | 37 | 95 | 2,000 | 800 | A:A | 2016 | 2016 | 75,000 |
| | Australia | Lismore, NSW | 25,000 | 15 | 40 | 1,700 | 700 | A:A | 2011 | 2011 | 27,000 |
| | Australia | Lithgow, NSW | 10,000 | 9 | 24 | 1,200 | 500 | A:A | 2011 | 2011 | 11,000 |
| | Australia | Mackay, QLD | 75,000 | 53 | 136 | 1,400 | 600 | A:A | 2016 | 2016 | 76,000 |
| | Australia | Maitland, NSW | 80,000 | 56 | 145 | 1,400 | 500 | A:A | 2016 | 2016 | 78,000 |
| 97 | Australia | Melbourne, VIC | 4,450,000 | 1,044 | 2,705 | 4,000 | 1,600 | A:A | 2019 | 2016 | 4,196,000 |
| | Australia | Melton, VIC | 35,000 | 21 | 55 | 1,700 | 700 | A:A | 2011 | 2011 | 36,000 |
| | Australia | Mildura, VIC-NSW | 35,000 | 19 | 48 | 1,800 | 700 | A:A | 2011 | 2011 | 33,000 |
| | Australia | Mount Gambier, SA | 25,000 | 10 | 27 | 2,400 | 900 | A:A | 2011 | 2011 | 25,000 |
| | Australia | Newcastle, NSW | 330,000 | 114 | 296 | 2,800 | 1,100 | A:A | 2019 | 2016 | 322,000 |
| | Australia | Nowra, NSW | 30,000 | 14 | 36 | 2,000 | 800 | A:A | 2011 | 2011 | 28,000 |
| | Australia | Orange, NSW | 35,000 | 25 | 64 | 1,400 | 500 | A:A | 2011 | 2011 | 35,000 |
| 272 | Australia | Perth, WA | 1,950,000 | 665 | 1,722 | 2,800 | 1,100 | A:A | 2019 | 2016 | 1,874,000 |
| | Australia | Port Augusta, SA | 15,000 | 6 | 15 | 2,600 | 1,000 | A:B | 2011 | 2011 | 13,000 |
| | Australia | Port Macquarie, NSW | 40,000 | 17 | 45 | 2,400 | 900 | A:A | 2011 | 2011 | 42,000 |
| | Australia | Rockhampton, QLD | 60,000 | 37 | 95 | 1,700 | 700 | A:A | 2011 | 2011 | 62,000 |
| | Australia | Shepparton, VIC | 40,000 | 27 | 70 | 1,400 | 600 | A:A | 2011 | 2011 | 39,000 |
| | Australia | Sunbury, VIC | 35,000 | 11 | 29 | 2,900 | 1,100 | A:A | 2011 | 2011 | 33,000 |
| | Australia | Sunshine Coast, QLD | 255,000 | 124 | 321 | 1,900 | 800 | A:A | 2019 | 2016 | 241,000 |
| 94 | Australia | Sydney, NSW | 4,515,000 | 841 | 2,179 | 5,100 | 2,000 | A:A | 2019 | 2016 | 4,322,000 |
| | Australia | Tamworth, NSW | 35,000 | 28 | 72 | 1,300 | 500 | A:A | 2011 | 2011 | 36,000 |

| | | | | | | | | | | | |
|------|----------------------|-------------------------|------------|-----|-------|---------|--------|-----|------|------|------------|
| | Australia | Toowoomba, QLD | 100,000 | 44 | 114 | 2,300 | 900 | A:A | 2016 | 2016 | 100,000 |
| | Australia | Townsville, QLD | 170,000 | 101 | 261 | 1,700 | 600 | A:A | 2016 | 2016 | 169,000 |
| | Australia | Wagga Wagga, NSW | 45,000 | 26 | 67 | 1,800 | 700 | A:A | 2011 | 2011 | 47,000 |
| | Australia | Wangarratta, VIC | 15,000 | 14 | 36 | 1,200 | 500 | A:A | 2011 | 2011 | 17,000 |
| | Australia | Warrnambool, VIC | 30,000 | 17 | 43 | 1,700 | 700 | A:A | 2011 | 2011 | 29,000 |
| | Australia | Whyalla, SA | 20,000 | 8 | 20 | 2,600 | 1,000 | A:B | 2011 | 2011 | 21,000 |
| | Australia | Wollongong, NSW | 260,000 | 92 | 237 | 2,900 | 1,100 | A:A | 2016 | 2016 | 262,000 |
| | Austria | Graz | 300,000 | 26 | 67 | 11,500 | 4,500 | C:B | 2010 | 2010 | 300,000 |
| | Austria | Linz | 260,000 | 40 | 104 | 6,500 | 2,500 | C:B | 2012 | 2012 | 260,000 |
| | Austria | Salzburg | 275,000 | 23 | 60 | 12,000 | 4,600 | C:B | 2010 | 2010 | 275,000 |
| 285 | Austria | Vienna | 1,850,000 | 130 | 337 | 14,200 | 5,500 | C:B | 2019 | 2010 | 1,710,000 |
| 199 | Azerbaijan | Baku | 2,600,000 | 435 | 1,127 | 6,000 | 2,300 | C:B | 2019 | 2009 | 2,300,000 |
| | Azerbaijan | Gäncä | 335,000 | 55 | 142 | 6,100 | 2,400 | D:B | 2019 | 2015 | 324,000 |
| | Azerbaijan | Sumquayit | 345,000 | 35 | 91 | 9,900 | 3,800 | D:B | 2019 | 2015 | 330,000 |
| | Bahamas | Nassau | 240,000 | 63 | 163 | 3,800 | 1,500 | C:B | 2010 | 2010 | 240,000 |
| 1063 | Bahrain | Al-Manamah | 505,000 | 150 | 389 | 3,400 | 1,300 | C:B | 2019 | 2015 | 411,000 |
| 793 | Bangladesh | Bogra | 685,000 | 15 | 39 | 45,700 | 17,600 | D:B | 2019 | 2015 | 550,000 |
| 142 | Bangladesh | Chittagong | 3,460,000 | 70 | 181 | 49,400 | 19,100 | C:B | 2019 | 2011 | 2,900,000 |
| 13 | Bangladesh | Dhaka | 18,595,000 | 175 | 453 | 106,300 | 41,000 | C:B | 2019 | 2011 | 14,200,000 |
| 530 | Bangladesh | Khulna | 1,005,000 | 27 | 70 | 37,200 | 14,400 | D:B | 2019 | 2015 | 1,020,000 |
| 945 | Bangladesh | Rajshahi | 575,000 | 12 | 31 | 47,900 | 18,500 | C:B | 2019 | 2011 | 500,000 |
| 229 | Bangladesh | Savar | 2,290,000 | 70 | 181 | 32,700 | 12,600 | C:B | 2019 | 2011 | 1,750,000 |
| 768 | Bangladesh | Sylhet | 705,000 | 19 | 49 | 37,100 | 14,300 | C:B | 2019 | 2011 | 500,000 |
| | Belarus | Brest | 340,000 | 62 | 161 | 5,500 | 2,100 | C:B | 2019 | 2009 | 310,000 |
| 950 | Belarus | Gomel | 570,000 | 77 | 199 | 7,400 | 2,900 | C:B | 2019 | 2015 | 550,000 |
| 266 | Belarus | Minsk | 2,025,000 | 165 | 427 | 12,300 | 4,700 | C:B | 2019 | 2011 | 1,925,000 |
| 520 | Belgium | Antwerp | 1,025,000 | 245 | 635 | 4,200 | 1,600 | C:B | 2019 | 2011 | 990,000 |
| 246 | Belgium | Brussels | 2,135,000 | 310 | 803 | 6,900 | 2,700 | C:B | 2019 | 2011 | 2,025,000 |
| | Belgium | Ghent | 380,000 | 75 | 194 | 5,100 | 2,000 | C:B | 2019 | 2005 | 350,000 |
| 955 | Belgium | Liege | 565,000 | 110 | 285 | 5,100 | 2,000 | C:B | 2019 | 2010 | 550,000 |
| 418 | Benin | Cotonou | 1,270,000 | 80 | 207 | 15,900 | 6,100 | W:B | 2019 | 2010 | 1,155,000 |
| 1033 | Benin | Porto Novo | 525,000 | 39 | 101 | 13,500 | 5,200 | W:B | 2019 | 2010 | 477,000 |
| | Bermuda | Hamilton | 60,000 | 19 | 50 | 3,100 | 1,200 | C:B | 2019 | 2001 | 60,000 |
| | Bhutan | Thimphu | 100,000 | 2 | 5 | 50,000 | 19,300 | C:B | 2015 | 2015 | 100,000 |
| 395 | Bolivia | Cochabamba | 1,345,000 | 98 | 254 | 13,700 | 5,300 | C:B | 2019 | 2011 | 1,100,000 |
| 268 | Bolivia | La Paz | 2,005,000 | 105 | 272 | 19,100 | 7,400 | C:B | 2019 | 2011 | 1,800,000 |
| 244 | Bolivia | Santa Cruz de la Sierra | 2,145,000 | 320 | 829 | 6,700 | 2,600 | C:B | 2019 | 2012 | 1,850,000 |
| | Bolivia | Sucre | 465,000 | 17 | 44 | 27,400 | 10,600 | C:B | 2019 | 2011 | 340,000 |
| | Bosnia & Herzegovina | Sarajevo | 430,000 | 46 | 119 | 9,300 | 3,600 | C:B | 2019 | 2013 | 425,000 |
| | Botswana | Gaborone | 445,000 | 85 | 220 | 5,200 | 2,000 | C:B | 2019 | 2011 | 400,000 |
| 641 | Brazil | Aracaju | 830,000 | 45 | 117 | 18,400 | 7,100 | C:B | 2019 | 2010 | 710,000 |
| 257 | Brazil | Belem | 2,060,000 | 100 | 259 | 20,600 | 8,000 | C:B | 2019 | 2010 | 1,850,000 |

| | | | | | | | | | | | |
|------|--------------|---------------------|------------|-------|-------|--------|-------|-----|------|------|------------|
| 90 | Brazil | Belo Horizonte | 4,800,000 | 490 | 1,269 | 9,800 | 3,800 | C:B | 2019 | 2010 | 4,390,000 |
| 727 | Brazil | Blumenau | 735,000 | 40 | 104 | 18,400 | 7,100 | C:B | 2019 | 2010 | 650,000 |
| | Brazil | Boa Vista | 355,000 | 43 | 111 | 8,300 | 3,200 | D:B | 2019 | 2015 | 330,000 |
| 152 | Brazil | Brasilia | 3,320,000 | 380 | 984 | 8,700 | 3,400 | C:B | 2019 | 2010 | 2,825,000 |
| 183 | Brazil | Campinas | 2,770,000 | 360 | 932 | 7,700 | 3,000 | C:B | 2019 | 2010 | 2,450,000 |
| 619 | Brazil | Campo Grande | 865,000 | 110 | 285 | 7,900 | 3,000 | C:B | 2019 | 2010 | 775,000 |
| 691 | Brazil | Cuiaba | 765,000 | 140 | 363 | 5,500 | 2,100 | C:B | 2019 | 2010 | 725,000 |
| 155 | Brazil | Curitiba | 3,190,000 | 325 | 842 | 9,800 | 3,800 | C:B | 2019 | 2010 | 2,825,000 |
| 916 | Brazil | Feira de Santana | 595,000 | 45 | 117 | 13,200 | 5,100 | C:B | 2019 | 2010 | 525,000 |
| 577 | Brazil | Florianopolis | 925,000 | 70 | 181 | 13,200 | 5,100 | C:B | 2019 | 2010 | 800,000 |
| 140 | Brazil | Fortaleza | 3,480,000 | 215 | 557 | 16,200 | 6,200 | C:B | 2019 | 2010 | 3,125,000 |
| 220 | Brazil | Goiania | 2,340,000 | 315 | 816 | 7,400 | 2,900 | C:B | 2019 | 2010 | 1,925,000 |
| 492 | Brazil | Joao Pessoa | 1,085,000 | 75 | 194 | 14,500 | 5,600 | C:B | 2019 | 2010 | 975,000 |
| 964 | Brazil | Joinville | 560,000 | 70 | 181 | 8,000 | 3,100 | C:B | 2019 | 2010 | 500,000 |
| 998 | Brazil | Juiz de Fora | 545,000 | 35 | 91 | 15,600 | 6,000 | D:B | 2019 | 2015 | 525,000 |
| 662 | Brazil | Jundiai | 800,000 | 120 | 311 | 6,700 | 2,600 | C:B | 2019 | 2010 | 700,000 |
| 749 | Brazil | Londrina | 720,000 | 70 | 181 | 10,300 | 4,000 | C:B | 2019 | 2010 | 625,000 |
| | Brazil | Macapa | 475,000 | 26 | 67 | 18,300 | 7,100 | D:B | 2019 | 2015 | 440,000 |
| 535 | Brazil | Maceio | 995,000 | 55 | 142 | 18,100 | 7,000 | C:B | 2019 | 2010 | 900,000 |
| 267 | Brazil | Manaus | 2,010,000 | 130 | 337 | 15,500 | 6,000 | C:B | 2019 | 2010 | 1,700,000 |
| | Brazil | Maraba | 150,000 | 17 | 44 | 8,800 | 3,400 | F:B | 2009 | 2009 | 150,000 |
| 1049 | Brazil | Maringa | 515,000 | 60 | 155 | 8,600 | 3,300 | C:B | 2019 | 2010 | 450,000 |
| 456 | Brazil | Natal | 1,165,000 | 95 | 246 | 12,300 | 4,700 | C:B | 2019 | 2010 | 975,000 |
| 137 | Brazil | Porto Alegre | 3,500,000 | 335 | 868 | 10,400 | 4,000 | C:B | 2019 | 2010 | 3,300,000 |
| 1067 | Brazil | Porto Velho | 500,000 | 33 | 85 | 15,200 | 5,900 | D:B | 2019 | 2015 | 460,000 |
| 132 | Brazil | Recife | 3,570,000 | 200 | 518 | 17,900 | 6,900 | C:B | 2019 | 2010 | 3,200,000 |
| 793 | Brazil | Ribeirao Preto | 685,000 | 70 | 181 | 9,800 | 3,800 | C:B | 2019 | 2010 | 600,000 |
| | Brazil | Rio Branco | 350,000 | 32 | 83 | 10,900 | 4,200 | F:B | 2019 | 2009 | 300,000 |
| 29 | Brazil | Rio de Janeiro | 12,070,000 | 740 | 1,917 | 16,300 | 6,300 | C:B | 2019 | 2010 | 11,300,000 |
| 150 | Brazil | Salvador | 3,325,000 | 165 | 427 | 20,200 | 7,800 | C:B | 2019 | 2010 | 3,000,000 |
| | Brazil | Santarem | 175,000 | 18 | 47 | 9,700 | 3,800 | F:B | 2009 | 2009 | 175,000 |
| 306 | Brazil | Santos | 1,735,000 | 115 | 298 | 15,100 | 5,800 | C:B | 2019 | 2010 | 1,575,000 |
| 727 | Brazil | Sao Jose dos Campos | 735,000 | 90 | 233 | 8,200 | 3,200 | C:B | 2019 | 2010 | 650,000 |
| 451 | Brazil | Sao Luis | 1,170,000 | 320 | 829 | 3,700 | 1,400 | C:B | 2019 | 2010 | 1,075,000 |
| 9 | Brazil | Sao Paulo | 20,935,000 | 1,175 | 3,043 | 17,800 | 6,900 | C:B | 2019 | 2010 | 19,200,000 |
| 699 | Brazil | Sorocaba | 760,000 | 110 | 285 | 6,900 | 2,700 | D:B | 2019 | 2015 | 720,000 |
| 538 | Brazil | Teresina | 990,000 | 85 | 220 | 11,600 | 4,500 | D:B | 2019 | 2015 | 950,000 |
| 836 | Brazil | Uberlandia | 645,000 | 75 | 194 | 8,600 | 3,300 | C:B | 2019 | 2010 | 575,000 |
| 412 | Brazil | Vitoria | 1,280,000 | 130 | 337 | 9,800 | 3,800 | C:B | 2019 | 2010 | 1,100,000 |
| 401 | Bulgaria | Sofia | 1,325,000 | 80 | 207 | 16,600 | 6,400 | C:B | 2019 | 2011 | 1,300,000 |
| 608 | Burkina Faso | Bobo-Dioulasso | 885,000 | 39 | 101 | 22,700 | 8,800 | W:B | 2019 | 2010 | 565,000 |
| 169 | Burkina Faso | Ouagadougou | 2,910,000 | 180 | 466 | 16,200 | 6,200 | W:B | 2019 | 2010 | 1,905,000 |

| | | | | | | | | | | | |
|-----|----------|--------------------------|-----------|-----|-------|--------|--------|-----|------|------|-----------|
| 562 | Burundi | Bujumbura | 950,000 | 47 | 122 | 20,200 | 7,800 | C:B | 2019 | 2015 | 750,000 |
| 252 | Cambodia | Phnom Penh | 2,110,000 | 119 | 308 | 17,700 | 6,800 | C:B | 2019 | 2008 | 1,500,000 |
| | Cameroon | Bamenda | 490,000 | 40 | 104 | 12,300 | 4,700 | D:B | 2019 | 2015 | 420,000 |
| 143 | Cameroon | Douala | 3,425,000 | 79 | 205 | 43,400 | 16,700 | D:B | 2019 | 2015 | 2,940,000 |
| 128 | Cameroon | Yaounde | 3,665,000 | 89 | 231 | 41,200 | 15,900 | D:B | 2019 | 2015 | 3,060,000 |
| | Canada | Abbotsford, BC | 120,000 | 27 | 69 | 4,500 | 1,800 | A:A | 2016 | 2016 | 121,000 |
| | Canada | Airdrie, AB | 60,000 | 13 | 33 | 4,800 | 1,800 | A:A | 2016 | 2016 | 61,000 |
| | Canada | Barrie, ON | 145,000 | 32 | 84 | 4,500 | 1,700 | A:A | 2016 | 2016 | 146,000 |
| | Canada | Belleville, ON | 70,000 | 32 | 83 | 2,100 | 800 | A:A | 2016 | 2016 | 68,000 |
| | Canada | Beloeil, QC | 50,000 | 10 | 26 | 5,100 | 2,000 | A:A | 2016 | 2016 | 51,000 |
| | Canada | Brantford, ON | 100,000 | 24 | 61 | 4,200 | 1,600 | A:A | 2016 | 2016 | 98,000 |
| 406 | Canada | Calgary, AB | 1,320,000 | 226 | 586 | 5,500 | 2,100 | A:A | 2019 | 2016 | 1,238,000 |
| | Canada | Châteauguay, QC | 70,000 | 19 | 49 | 3,800 | 1,400 | A:A | 2016 | 2016 | 71,000 |
| | Canada | Chicoutimi-Jonquière, QC | 105,000 | 35 | 90 | 3,000 | 1,200 | A:A | 2016 | 2016 | 104,000 |
| | Canada | Chilliwack, BC | 75,000 | 21 | 54 | 3,500 | 1,400 | A:A | 2016 | 2016 | 73,000 |
| | Canada | Drummondville, QC | 70,000 | 20 | 52 | 3,400 | 1,300 | A:A | 2016 | 2016 | 69,000 |
| 468 | Canada | Edmonton, AB | 1,130,000 | 221 | 573 | 4,800 | 1,900 | A:A | 2019 | 2016 | 1,063,000 |
| | Canada | Fort McMurray, AB | 65,000 | 20 | 52 | 3,300 | 1,300 | A:A | 2016 | 2016 | 67,000 |
| | Canada | Fredericton, NB | 60,000 | 32 | 83 | 1,800 | 700 | A:A | 2016 | 2016 | 59,000 |
| | Canada | Granby, QC | 60,000 | 19 | 48 | 3,200 | 1,300 | A:A | 2016 | 2016 | 60,000 |
| | Canada | Grande Prairie, AB | 60,000 | 18 | 47 | 3,400 | 1,300 | A:A | 2016 | 2016 | 62,000 |
| | Canada | Guelph, ON | 130,000 | 29 | 74 | 4,600 | 1,800 | A:A | 2016 | 2016 | 132,000 |
| | Canada | Halifax, NS | 325,000 | 91 | 235 | 3,500 | 1,300 | A:A | 2019 | 2016 | 317,000 |
| | Canada | Kamloops, BC | 80,000 | 22 | 56 | 3,600 | 1,400 | A:A | 2016 | 2016 | 78,000 |
| | Canada | Kanata, ON | 115,000 | 23 | 60 | 5,100 | 2,000 | A:A | 2016 | 2016 | 117,000 |
| | Canada | Kelowna, BC | 150,000 | 53 | 136 | 2,900 | 1,100 | A:A | 2016 | 2016 | 152,000 |
| | Canada | Kingston, ON | 120,000 | 29 | 75 | 4,100 | 1,600 | A:A | 2016 | 2016 | 118,000 |
| | Canada | Kitchener, ON | 490,000 | 104 | 269 | 4,500 | 1,700 | A:A | 2019 | 2016 | 470,000 |
| | Canada | Lethbridge, AB | 90,000 | 22 | 56 | 4,100 | 1,600 | A:A | 2016 | 2016 | 88,000 |
| | Canada | London, ON | 390,000 | 90 | 232 | 4,300 | 1,700 | A:A | 2019 | 2016 | 383,000 |
| | Canada | Medicine Hat, AB | 65,000 | 20 | 51 | 3,200 | 1,200 | A:A | 2016 | 2016 | 63,000 |
| | Canada | Milton, ON | 100,000 | 15 | 40 | 6,600 | 2,600 | A:A | 2016 | 2016 | 102,000 |
| | Canada | Moncton, NB | 110,000 | 42 | 110 | 2,600 | 1,000 | A:A | 2016 | 2016 | 109,000 |
| 129 | Canada | Montréal, QC | 3,600,000 | 500 | 1,294 | 7,000 | 2,700 | A:A | 2019 | 2016 | 3,520,000 |
| | Canada | Nanaimo, BC | 90,000 | 28 | 73 | 3,300 | 1,300 | A:A | 2016 | 2016 | 92,000 |
| | Canada | North Bay, ON | 50,000 | 25 | 65 | 2,000 | 800 | A:A | 2016 | 2016 | 50,000 |
| 520 | Canada | Ottawa, ON-QC | 1,025,000 | 201 | 521 | 4,900 | 1,900 | A:A | 2019 | 2016 | 990,000 |
| | Canada | Peterborough, ON | 80,000 | 21 | 54 | 3,900 | 1,500 | A:A | 2016 | 2016 | 82,000 |
| | Canada | Prince George, BC | 65,000 | 27 | 70 | 2,400 | 900 | A:A | 2016 | 2016 | 66,000 |
| 749 | Canada | Québec, QC | 720,000 | 165 | 428 | 4,300 | 1,600 | A:A | 2019 | 2016 | 705,000 |
| | Canada | Red Deer, AB | 100,000 | 24 | 63 | 4,100 | 1,600 | A:A | 2016 | 2016 | 100,000 |
| | Canada | Regina, SK | 215,000 | 40 | 103 | 5,400 | 2,100 | A:A | 2016 | 2016 | 215,000 |

| | | | | | | | | | | | |
|-----|----------------------|------------------------------|-----------|-----|-------|--------|--------|-----|------|------|-----------|
| | Canada | Saint John, NB | 60,000 | 22 | 58 | 2,600 | 1,000 | A:A | 2016 | 2016 | 58,000 |
| | Canada | Saint-Hyacinthe, QC | 50,000 | 12 | 30 | 4,300 | 1,700 | A:A | 2016 | 2016 | 50,000 |
| | Canada | Saint-Jean-sur-Richelieu, QC | 85,000 | 20 | 52 | 4,200 | 1,600 | A:A | 2016 | 2016 | 85,000 |
| | Canada | Saint-Jérôme, QC | 75,000 | 25 | 64 | 3,100 | 1,200 | A:A | 2016 | 2016 | 77,000 |
| | Canada | Sarnia, BC | 70,000 | 20 | 52 | 3,600 | 1,400 | A:A | 2016 | 2016 | 72,000 |
| | Canada | Saskatoon, SK | 245,000 | 49 | 126 | 5,000 | 1,900 | A:A | 2016 | 2016 | 245,000 |
| | Canada | Sault Ste. Marie, ON | 65,000 | 20 | 53 | 3,200 | 1,200 | A:A | 2016 | 2016 | 66,000 |
| | Canada | Sherbrooke, QC | 140,000 | 37 | 96 | 3,800 | 1,500 | A:A | 2016 | 2016 | 140,000 |
| | Canada | St. Catharines-Niagara, ON | 235,000 | 53 | 136 | 4,400 | 1,700 | A:A | 2019 | 2016 | 229,000 |
| | Canada | St. John's, NL | 180,000 | 64 | 166 | 2,800 | 1,100 | A:A | 2016 | 2016 | 178,000 |
| | Canada | Sudbury, ON | 90,000 | 29 | 76 | 3,000 | 1,200 | A:A | 2016 | 2016 | 88,000 |
| | Canada | Thunder Bay, ON | 95,000 | 27 | 71 | 3,400 | 1,300 | A:A | 2016 | 2016 | 94,000 |
| 60 | Canada | Toronto, ON | 6,630,000 | 888 | 2,300 | 7,200 | 2,800 | N:A | 2019 | 2016 | 6,433,000 |
| | Canada | Trois-Rivières, QC | 115,000 | 28 | 72 | 4,100 | 1,600 | A:A | 2016 | 2016 | 114,000 |
| 220 | Canada | Vancouver, BC | 2,340,000 | 338 | 876 | 6,700 | 2,600 | A:A | 2019 | 2016 | 2,265,000 |
| | Canada | Victoria, BC | 345,000 | 83 | 216 | 4,000 | 1,600 | A:A | 2019 | 2016 | 336,000 |
| | Canada | Welland, ON | 60,000 | 20 | 51 | 3,100 | 1,200 | A:A | 2016 | 2016 | 62,000 |
| | Canada | White Rock, BC | 95,000 | 21 | 54 | 4,500 | 1,700 | A:A | 2016 | 2016 | 94,000 |
| | Canada | Windsor, ON | 290,000 | 68 | 176 | 4,200 | 1,600 | A:A | 2019 | 2016 | 287,000 |
| 727 | Canada | Winnipeg, MB | 735,000 | 133 | 344 | 5,400 | 2,100 | A:A | 2019 | 2016 | 712,000 |
| | Cape Verde | Praia | 130,000 | 9 | 23 | 14,400 | 5,600 | W:A | 2010 | 2010 | 130,000 |
| 615 | Central African Rep. | Bangui | 870,000 | 43 | 111 | 20,200 | 7,800 | D:B | 2019 | 2015 | 790,000 |
| 379 | Chad | N'Djamena | 1,405,000 | 80 | 207 | 17,600 | 6,800 | W:B | 2019 | 2010 | 1,005,000 |
| | Chile | Antofagasta | 375,000 | 11 | 28 | 34,100 | 13,200 | D:B | 2019 | 2012 | 340,000 |
| 632 | Chile | Concepcion | 840,000 | 70 | 181 | 12,000 | 4,600 | C:B | 2019 | 2010 | 750,000 |
| 63 | Chile | Santiago | 6,410,000 | 440 | 1,140 | 14,600 | 5,600 | C:B | 2019 | 2012 | 6,100,000 |
| | Chile | Temuco | 270,000 | 12 | 31 | 22,500 | 8,700 | C:B | 2010 | 2010 | 270,000 |
| 589 | Chile | Valparaíso-Vina del Mar | 910,000 | 60 | 155 | 15,200 | 5,900 | C:B | 2019 | 2010 | 840,000 |
| 52 | China: Hong Kong SAR | Hong Kong | 7,435,000 | 110 | 285 | 67,600 | 26,100 | C:B | 2019 | 2015 | 7,230,000 |
| 793 | China: Macau SAR | Macau | 685,000 | 10 | 26 | 68,500 | 26,400 | A:B | 2019 | 2015 | 643,000 |
| 964 | China: Taiwan | Hsinchu | 560,000 | 45 | 117 | 12,400 | 4,800 | C:B | 2019 | 2015 | 520,000 |
| 203 | China: Taiwan | Kaohsiung | 2,565,000 | 140 | 363 | 18,300 | 7,100 | C:B | 2019 | 2014 | 2,520,000 |
| 197 | China: Taiwan | Taichung | 2,635,000 | 190 | 492 | 13,900 | 5,400 | C:B | 2019 | 2014 | 2,450,000 |
| 436 | China: Taiwan | Tainan | 1,205,000 | 100 | 259 | 12,100 | 4,700 | C:B | 2019 | 2014 | 1,150,000 |
| 42 | China: Taiwan | Taipei | 8,535,000 | 440 | 1,140 | 19,400 | 7,500 | C:B | 2019 | 2014 | 8,400,000 |
| 800 | China | Akesu, XJ | 675,000 | 60 | 155 | 11,300 | 4,300 | C:B | 2019 | 2010 | 500,000 |
| | China | Ankang, SAA | 235,000 | 13 | 34 | 18,100 | 7,000 | F:B | 2019 | 2010 | 156,000 |
| 874 | China | Anqing, AH | 620,000 | 40 | 104 | 15,500 | 6,000 | C:B | 2019 | 2010 | 500,000 |
| 651 | China | Anqiu (Weifang), SD | 810,000 | 36 | 93 | 22,500 | 8,700 | C:B | 2019 | 2010 | 500,000 |
| 336 | China | Anshan, LN | 1,595,000 | 140 | 363 | 11,400 | 4,400 | C:B | 2019 | 2010 | 1,450,000 |
| 928 | China | Anshun, GZ | 585,000 | 26 | 67 | 22,500 | 8,700 | C:B | 2019 | 2010 | 445,000 |
| 380 | China | Anyang, HEN | 1,400,000 | 95 | 246 | 14,700 | 5,700 | C:B | 2019 | 2010 | 960,000 |

| | | | | | | | | | | | |
|-----|-------|-------------------------|------------|-------|-------|--------|--------|-----|------|------|------------|
| | China | Baiyin, GS | 395,000 | 28 | 73 | 14,100 | 5,400 | C:B | 2019 | 2010 | 350,000 |
| 425 | China | Baoding, HEB | 1,250,000 | 150 | 389 | 8,300 | 3,200 | L:B | 2019 | 2010 | 1,250,000 |
| 638 | China | Baoji, SAA | 835,000 | 64 | 166 | 13,000 | 5,000 | L:B | 2019 | 2010 | 750,000 |
| 236 | China | Baotou, NM | 2,220,000 | 210 | 544 | 10,600 | 4,100 | L:B | 2019 | 2010 | 2,050,000 |
| 986 | China | Bayan Nur, NM | 550,000 | 52 | 135 | 10,600 | 4,100 | C:B | 2019 | 2010 | 450,000 |
| | China | Bazhong, SC | 105,000 | 11 | 28 | 9,500 | 3,700 | F:B | 2019 | 2010 | 60,000 |
| | China | Behai, GX | 440,000 | 62 | 161 | 7,100 | 2,700 | C:B | 2010 | 2010 | 440,000 |
| 12 | China | Beijing, BJ-HEB | 19,430,000 | 1,600 | 4,144 | 12,100 | 4,700 | L:B | 2019 | 2018 | 19,425,000 |
| 550 | China | Bengbu, AH | 970,000 | 130 | 337 | 7,500 | 2,900 | C:B | 2019 | 2010 | 850,000 |
| 500 | China | Benxi, LN | 1,070,000 | 33 | 85 | 32,400 | 12,500 | C:B | 2019 | 2010 | 925,000 |
| | China | Bijie, GZ | 150,000 | 9 | 23 | 16,700 | 6,400 | F:B | 2019 | 2010 | 108,000 |
| 699 | China | Binzhou, SD | 760,000 | 80 | 207 | 9,500 | 3,700 | C:B | 2019 | 2010 | 550,000 |
| | China | Botou (Cangzhou), HEB | 315,000 | 32 | 83 | 9,800 | 3,800 | C:B | 2019 | 2010 | 225,000 |
| 757 | China | Bozhou, AH | 715,000 | 32 | 83 | 22,300 | 8,600 | C:B | 2019 | 2010 | 500,000 |
| 860 | China | Cangnan (Wenzhou), ZJ | 625,000 | 33 | 85 | 18,900 | 7,300 | C:B | 2019 | 2010 | 600,000 |
| 887 | China | Cangzhou, HEB | 610,000 | 92 | 238 | 6,600 | 2,600 | C:B | 2019 | 2010 | 540,000 |
| | China | Cenxi (Wuzhou), GX | 225,000 | 10 | 26 | 22,500 | 8,700 | C:B | 2019 | 2010 | 150,000 |
| 127 | China | Changchun, JL | 3,675,000 | 310 | 803 | 11,900 | 4,600 | C:B | 2019 | 2010 | 3,050,000 |
| 776 | China | Changde, HUN | 700,000 | 50 | 130 | 14,000 | 5,400 | C:B | 2019 | 2010 | 550,000 |
| 117 | China | Changsha, HUN | 3,900,000 | 285 | 738 | 13,700 | 5,300 | L:B | 2019 | 2010 | 3,125,000 |
| 458 | China | Changshu (Suzhou), JS | 1,155,000 | 124 | 321 | 9,300 | 3,600 | L:B | 2019 | 2010 | 1,100,000 |
| 605 | China | Changzhi, SAX | 890,000 | 65 | 168 | 13,700 | 5,300 | C:B | 2019 | 2010 | 710,000 |
| 154 | China | Changzhou, JS | 3,210,000 | 370 | 958 | 8,700 | 3,300 | L:B | 2019 | 2010 | 3,050,000 |
| | China | Chaohu (Hefei), AN | 175,000 | 24 | 62 | 7,300 | 2,800 | C:B | 2010 | 2010 | 175,000 |
| 166 | China | Chaoyang (Shantou), GD | 2,940,000 | 140 | 363 | 21,000 | 8,100 | C:B | 2019 | 2010 | 2,500,000 |
| 955 | China | Chaoyang, LN | 565,000 | 70 | 181 | 8,100 | 3,100 | C:B | 2019 | 2010 | 500,000 |
| 336 | China | Chaozhou, GD | 1,595,000 | 68 | 176 | 23,500 | 9,100 | C:B | 2019 | 2010 | 1,400,000 |
| 632 | China | Chengde, HEB | 840,000 | 45 | 117 | 18,700 | 7,200 | C:B | 2019 | 2010 | 570,000 |
| 28 | China | Chengdu, SC | 12,160,000 | 700 | 1,813 | 17,400 | 6,700 | L:B | 2019 | 2010 | 9,600,000 |
| 641 | China | Chenzhou, HUN | 830,000 | 52 | 135 | 16,000 | 6,200 | C:B | 2019 | 2010 | 560,000 |
| 568 | China | Chifeng, NM | 935,000 | 65 | 168 | 14,400 | 5,600 | C:B | 2019 | 2010 | 750,000 |
| 833 | China | Chizhou, AN | 650,000 | 41 | 106 | 15,900 | 6,100 | C:B | 2019 | 2010 | 450,000 |
| 46 | China | Chongqing, CQ | 8,300,000 | 575 | 1,489 | 14,400 | 5,600 | L:B | 2019 | 2010 | 6,300,000 |
| 558 | China | Chuzhou, AH | 955,000 | 64 | 166 | 14,900 | 5,800 | C:B | 2019 | 2010 | 750,000 |
| 380 | China | Cixi (Ningbo), ZJ | 1,400,000 | 185 | 479 | 7,600 | 2,900 | L:B | 2019 | 2010 | 1,250,000 |
| 678 | China | Dali, YN | 780,000 | 185 | 479 | 4,200 | 1,600 | C:B | 2019 | 2010 | 590,000 |
| 106 | China | Dalian, LN | 4,085,000 | 375 | 971 | 10,900 | 4,200 | C:B | 2019 | 2010 | 3,700,000 |
| 628 | China | Dandong, LN | 850,000 | 60 | 155 | 14,200 | 5,500 | C:B | 2019 | 2010 | 750,000 |
| 589 | China | Danyang (Zhenjiang), JS | 910,000 | 28 | 73 | 32,500 | 12,500 | C:B | 2019 | 2010 | 675,000 |
| 331 | China | Daqing, HL | 1,625,000 | 145 | 376 | 11,200 | 4,300 | C:B | 2019 | 2010 | 1,300,000 |
| 297 | China | Datong, SAX | 1,790,000 | 140 | 363 | 12,800 | 4,900 | L:B | 2019 | 2010 | 1,630,000 |
| 558 | China | Dengzhou (Nanyang), HEN | 955,000 | 24 | 62 | 39,800 | 15,400 | C:B | 2019 | 2010 | 650,000 |

| | | | | | | | | | | | |
|------|-------|-------------------------|------------|-------|-------|--------|-------|-----|------|------|------------|
| 852 | China | Deyang, SC | 630,000 | 48 | 124 | 13,100 | 5,100 | C:B | 2019 | 2010 | 475,000 |
| 813 | China | Dezhou, SD-HEB | 665,000 | 68 | 176 | 9,800 | 3,800 | C:B | 2019 | 2010 | 500,000 |
| | China | Dingzhou (Baoding), HEB | 85,000 | 7 | 18 | 12,100 | 4,700 | F:B | 2010 | 2010 | 84,000 |
| 44 | China | Dongguan, GD | 8,410,000 | 675 | 1,748 | 12,500 | 4,800 | L:B | 2019 | 2017 | 8,350,000 |
| 1067 | China | Dongming (Heze), SD | 500,000 | 50 | 130 | 10,000 | 3,900 | C:B | 2010 | 2010 | 500,000 |
| 699 | China | Dongsheng (Ordos), NM | 760,000 | 50 | 130 | 15,200 | 5,900 | C:B | 2019 | 2010 | 570,000 |
| 449 | China | Dongying, SD | 1,175,000 | 85 | 240 | 13,800 | 4,900 | C:B | 2019 | 2010 | 925,000 |
| 711 | China | Ezhou, HUB | 750,000 | 74 | 192 | 10,100 | 3,900 | C:B | 2019 | 2010 | 675,000 |
| 1018 | China | Feicheng (Taian), SD | 535,000 | 30 | 78 | 17,800 | 6,900 | C:B | 2019 | 2010 | 460,000 |
| 550 | China | Fuqing (Fuzhou), FJ | 970,000 | 130 | 337 | 7,500 | 2,900 | L:B | 2019 | 2010 | 900,000 |
| 530 | China | Fuxin, LN | 1,005,000 | 80 | 207 | 12,600 | 4,900 | C:B | 2019 | 2010 | 890,000 |
| 760 | China | Fuyang (Hangzhou), ZJ | 710,000 | 44 | 114 | 16,100 | 6,200 | C:B | 2019 | 2010 | 500,000 |
| 806 | China | Fuyang, AH | 670,000 | 36 | 93 | 18,600 | 7,200 | C:B | 2019 | 2010 | 525,000 |
| 115 | China | Fuzhou, FJ | 3,940,000 | 280 | 725 | 14,100 | 5,400 | L:B | 2019 | 2010 | 3,650,000 |
| 528 | China | Fuzhou, JX | 1,015,000 | 45 | 117 | 22,600 | 8,700 | C:B | 2019 | 2010 | 725,000 |
| 343 | China | Ganzhou, JX | 1,565,000 | 125 | 324 | 12,500 | 4,800 | C:B | 2019 | 2010 | 1,040,000 |
| 768 | China | Gaomi (Weifang), SD | 705,000 | 105 | 272 | 6,700 | 2,600 | C:B | 2019 | 2010 | 500,000 |
| | China | Gaoyou (Yangzhou), JS | 250,000 | 15 | 39 | 16,700 | 6,400 | F:B | 2019 | 2010 | 180,000 |
| 786 | China | Gongyi (Zhengzhou), HEN | 690,000 | 50 | 130 | 13,800 | 5,300 | C:B | 2019 | 2010 | 525,000 |
| | China | Guangyuan, SC | 465,000 | 28 | 73 | 16,600 | 6,400 | C:B | 2019 | 2010 | 350,000 |
| 11 | China | Guangzhou-Foshan, GD | 20,130,000 | 1,500 | 3,885 | 13,400 | 5,200 | L:B | 2019 | 2018 | 19,775,000 |
| 760 | China | Guigang, GX | 710,000 | 36 | 93 | 19,700 | 7,600 | C:B | 2019 | 2010 | 550,000 |
| 526 | China | Guilin, GX | 1,020,000 | 41 | 106 | 24,900 | 9,600 | C:B | 2019 | 2010 | 875,000 |
| | China | Guiping (Guigang), GX | 165,000 | 7 | 18 | 23,600 | 9,100 | F:B | 2019 | 2010 | 105,000 |
| 102 | China | Guiyang, GZ | 4,275,000 | 230 | 596 | 18,600 | 7,200 | L:B | 2019 | 2010 | 3,650,000 |
| 760 | China | Haicheng (Anshan), LN | 710,000 | 40 | 104 | 17,800 | 6,900 | C:B | 2019 | 2010 | 620,000 |
| 287 | China | Haikou, HA | 1,835,000 | 175 | 453 | 10,500 | 4,000 | L:B | 2019 | 2010 | 1,600,000 |
| 644 | China | Haining (Jiaxing), ZJ | 825,000 | 52 | 135 | 15,900 | 6,100 | C:B | 2019 | 2010 | 650,000 |
| 964 | China | Hami, XJ | 560,000 | 46 | 119 | 12,200 | 4,700 | C:B | 2019 | 2010 | 450,000 |
| 277 | China | Handan, HEB | 1,910,000 | 170 | 440 | 11,200 | 4,300 | L:B | 2019 | 2010 | 1,475,000 |
| 58 | China | Hangzhou, ZJ | 6,960,000 | 515 | 1,334 | 13,500 | 5,200 | L:B | 2019 | 2010 | 5,975,000 |
| 92 | China | Harbin, HL | 4,740,000 | 255 | 660 | 18,600 | 7,200 | L:B | 2019 | 2010 | 4,350,000 |
| 928 | China | Hebi, HEN | 585,000 | 60 | 155 | 9,800 | 3,800 | C:B | 2019 | 2010 | 500,000 |
| 109 | China | Hefei, AH | 4,010,000 | 280 | 725 | 14,300 | 5,500 | L:B | 2019 | 2010 | 3,350,000 |
| 768 | China | Hegang, HL | 705,000 | 45 | 117 | 15,700 | 6,000 | C:B | 2019 | 2010 | 650,000 |
| | China | Heihi, HL | 175,000 | 18 | 47 | 9,700 | 3,800 | C:B | 2010 | 2010 | 175,000 |
| 955 | China | Hengshui, HEB | 565,000 | 65 | 168 | 8,700 | 3,400 | C:B | 2019 | 2010 | 400,000 |
| 427 | China | Hengyang, HUN | 1,235,000 | 110 | 285 | 11,200 | 4,300 | C:B | 2019 | 2010 | 950,000 |
| 1063 | China | Heyuan, GD | 505,000 | 100 | 259 | 5,100 | 1,900 | C:B | 2019 | 2010 | 435,000 |
| 656 | China | Heze, SD | 805,000 | 81 | 210 | 9,900 | 3,800 | C:B | 2019 | 2010 | 725,000 |
| | China | Hezhou, GX | 160,000 | 9 | 23 | 17,800 | 6,900 | F:B | 2019 | 2010 | 108,000 |
| 238 | China | Hohhot, NM | 2,200,000 | 180 | 466 | 12,200 | 4,700 | L:B | 2019 | 2010 | 1,875,000 |

| | | | | | | | | | | | |
|------|-------|------------------------------|-----------|-----|-----|--------|--------|-----|------|------|-----------|
| 301 | China | Huaian, JS | 1,775,000 | 136 | 352 | 13,100 | 5,000 | C:B | 2010 | 2010 | 1,775,000 |
| 446 | China | Huaibei, AH | 1,180,000 | 35 | 91 | 33,700 | 13,000 | C:B | 2019 | 2010 | 925,000 |
| 833 | China | Huaihua, HUN | 650,000 | 52 | 135 | 12,500 | 4,800 | C:B | 2019 | 2010 | 450,000 |
| 350 | China | Huainan, AH | 1,535,000 | 124 | 321 | 12,400 | 4,800 | C:B | 2019 | 2010 | 1,325,000 |
| 356 | China | Huangshi, HUB | 1,510,000 | 102 | 264 | 14,800 | 5,700 | C:B | 2019 | 2010 | 1,275,000 |
| 330 | China | Huizhou, GD | 1,635,000 | 80 | 207 | 20,400 | 7,900 | L:B | 2019 | 2010 | 1,400,000 |
| 833 | China | Huludao, LN | 650,000 | 60 | 155 | 10,800 | 4,200 | C:B | 2019 | 2010 | 550,000 |
| 323 | China | Huzhou, ZJ | 1,650,000 | 164 | 425 | 10,100 | 3,900 | C:B | 2019 | 2010 | 1,300,000 |
| 589 | China | Jiamusi, HL | 910,000 | 56 | 145 | 16,300 | 6,300 | C:B | 2019 | 2010 | 800,000 |
| 370 | China | Jiangmen, GD | 1,445,000 | 155 | 401 | 9,300 | 3,600 | L:B | 2019 | 2010 | 1,300,000 |
| | China | Jianhu (Yancheng), JS | 170,000 | 14 | 36 | 12,100 | 4,700 | C:B | 2010 | 2010 | 168,000 |
| 584 | China | Jiaozuo, HEN | 920,000 | 105 | 272 | 8,800 | 3,400 | C:B | 2019 | 2010 | 830,000 |
| 376 | China | Jiaxing, ZJ | 1,410,000 | 70 | 181 | 20,100 | 7,800 | C:B | 2019 | 2010 | 950,000 |
| 446 | China | Jieyang, GD | 1,180,000 | 85 | 220 | 13,900 | 5,400 | C:B | 2019 | 2010 | 825,000 |
| 309 | China | Jilin, JL | 1,730,000 | 95 | 246 | 18,200 | 7,000 | C:B | 2019 | 2010 | 1,550,000 |
| 111 | China | Jinan, SD | 3,990,000 | 305 | 790 | 13,100 | 5,100 | L:B | 2019 | 2010 | 3,350,000 |
| 1055 | China | Jinghong (Xishuangbanna), YN | 510,000 | 72 | 186 | 7,100 | 2,700 | C:B | 2019 | 2010 | 440,000 |
| | China | Jingmen, HUB | 495,000 | 54 | 140 | 9,200 | 3,500 | C:B | 2019 | 2010 | 410,000 |
| 656 | China | Jingzhou, HUB | 805,000 | 60 | 155 | 13,400 | 5,200 | C:B | 2019 | 2010 | 700,000 |
| 711 | China | Jinhua, ZJ | 750,000 | 72 | 186 | 10,400 | 4,000 | C:B | 2019 | 2010 | 520,000 |
| 565 | China | Jining, SD | 945,000 | 73 | 189 | 12,900 | 5,000 | C:B | 2019 | 2010 | 820,000 |
| 757 | China | Jinzhou, LN | 715,000 | 55 | 142 | 13,000 | 5,000 | C:B | 2019 | 2010 | 600,000 |
| 717 | China | Jiujiang, JX | 740,000 | 83 | 215 | 8,900 | 3,400 | C:B | 2019 | 2010 | 590,000 |
| 916 | China | Jixi, HL | 595,000 | 53 | 137 | 11,200 | 4,300 | C:B | 2019 | 2010 | 525,000 |
| 910 | China | Jiyuan, HEN | 600,000 | 70 | 181 | 8,600 | 3,300 | C:B | 2019 | 2010 | 500,000 |
| 602 | China | Kaifeng, HEN | 895,000 | 90 | 233 | 9,900 | 3,800 | L:B | 2019 | 2010 | 800,000 |
| | China | Kangbashi (Ordos), NM | 200,000 | 97 | 251 | 2,100 | 800 | C:B | 2010 | 2010 | 200,000 |
| 511 | China | Kashi, XJ | 1,055,000 | 50 | 130 | 21,100 | 8,100 | C:B | 2019 | 2010 | 750,000 |
| 673 | China | Korla, XJ | 785,000 | 110 | 285 | 7,100 | 2,800 | C:B | 2019 | 2010 | 500,000 |
| 122 | China | Kunming, YN | 3,730,000 | 275 | 712 | 13,600 | 5,200 | L:B | 2019 | 2010 | 3,275,000 |
| 318 | China | Kunshan (Suzhou), JS | 1,680,000 | 230 | 596 | 7,300 | 2,800 | L:B | 2019 | 2010 | 1,600,000 |
| 916 | China | Laibin, GX | 595,000 | 43 | 111 | 13,800 | 5,300 | C:B | 2019 | 2010 | 480,000 |
| 568 | China | Laiwu, SD | 935,000 | 118 | 306 | 7,900 | 3,100 | C:B | 2019 | 2010 | 725,000 |
| 836 | China | Laixi (Qingdao), SD | 645,000 | 55 | 142 | 11,700 | 4,500 | C:B | 2019 | 2010 | 475,000 |
| 900 | China | Laiyang (Yantai), SD | 605,000 | 47 | 122 | 12,900 | 5,000 | C:B | 2019 | 2010 | 550,000 |
| 705 | China | Langfang, HEB-TJ-BJ | 755,000 | 77 | 199 | 9,800 | 3,800 | C:B | 2019 | 2010 | 575,000 |
| | China | Lanzhou New Area, GS | 100,000 | 40 | 104 | 2,500 | 1,000 | L:B | 2015 | 2015 | 100,000 |
| 203 | China | Lanzhou, GS | 2,565,000 | 115 | 298 | 22,300 | 8,600 | L:B | 2019 | 2010 | 2,420,000 |
| | China | Leiyang (Hengyang), HUN | 355,000 | 15 | 39 | 23,700 | 9,100 | F:B | 2019 | 2010 | 225,000 |
| 786 | China | Leshan, SC | 690,000 | 30 | 78 | 23,000 | 8,900 | C:B | 2019 | 2010 | 510,000 |
| | China | Lhasa, TIB | 335,000 | 65 | 168 | 5,200 | 2,000 | C:B | 2019 | 2010 | 275,000 |
| | China | Liangshan, SC | 215,000 | 18 | 47 | 11,900 | 4,600 | F:B | 2010 | 2010 | 216,000 |

| | | | | | | | | | | | |
|------|-------|------------------------|-----------|-----|-------|--------|--------|-----|------|------|-----------|
| 475 | China | Lianyungang, JS | 1,115,000 | 125 | 324 | 8,900 | 3,400 | C:B | 2019 | 2010 | 850,000 |
| 806 | China | Liaocheng, SD | 670,000 | 50 | 130 | 13,400 | 5,200 | C:B | 2019 | 2010 | 550,000 |
| 651 | China | Liaoyang, LN | 810,000 | 50 | 130 | 16,200 | 6,300 | C:B | 2019 | 2010 | 700,000 |
| 955 | China | Liaoyuan, JL | 565,000 | 23 | 60 | 24,600 | 9,500 | C:B | 2019 | 2010 | 550,000 |
| 550 | China | Linfen, SAX | 970,000 | 48 | 124 | 20,200 | 7,800 | C:B | 2019 | 2010 | 700,000 |
| 1022 | China | Linhai (Taizhou), ZJ | 530,000 | 33 | 85 | 16,100 | 6,200 | C:B | 2019 | 2010 | 400,000 |
| 1067 | China | Linqi (Weifang), SD | 500,000 | 76 | 197 | 6,600 | 2,500 | C:B | 2010 | 2010 | 500,000 |
| 186 | China | Linyi, SD | 2,715,000 | 350 | 907 | 7,800 | 3,000 | C:B | 2019 | 2010 | 2,200,000 |
| 979 | China | Liuan, AN | 555,000 | 65 | 168 | 8,500 | 3,300 | C:B | 2019 | 2010 | 350,000 |
| 656 | China | Liupanshui, GZ | 805,000 | 35 | 91 | 23,000 | 8,900 | C:B | 2019 | 2010 | 525,000 |
| 304 | China | Liuzhou, GX | 1,755,000 | 80 | 207 | 21,900 | 8,500 | C:B | 2019 | 2010 | 1,375,000 |
| 900 | China | Liyang (Changzhou), JS | 605,000 | 31 | 80 | 19,500 | 7,500 | C:B | 2019 | 2010 | 500,000 |
| 998 | China | Longyan, FJ | 545,000 | 46 | 119 | 11,800 | 4,600 | C:B | 2019 | 2010 | 470,000 |
| 691 | China | Loudi, HUN | 765,000 | 22 | 57 | 34,800 | 13,400 | C:B | 2019 | 2010 | 550,000 |
| 938 | China | Lufeng (Shanwei), GD | 580,000 | 15 | 39 | 38,700 | 14,900 | C:B | 2019 | 2010 | 500,000 |
| 671 | China | Luohe, HEN | 790,000 | 60 | 155 | 13,200 | 5,100 | C:B | 2019 | 2010 | 500,000 |
| 235 | China | Luoyang, HEN | 2,255,000 | 215 | 557 | 10,500 | 4,000 | L:B | 2019 | 2010 | 1,900,000 |
| 628 | China | Luzhou, SC | 850,000 | 45 | 117 | 18,900 | 7,300 | C:B | 2019 | 2010 | 760,000 |
| 568 | China | Maanshan, AH | 935,000 | 75 | 194 | 12,500 | 4,800 | C:B | 2019 | 2010 | 710,000 |
| 813 | China | Maoming, GD | 665,000 | 33 | 85 | 20,200 | 7,800 | C:B | 2019 | 2010 | 520,000 |
| | China | Meishan, SC | 170,000 | 14 | 36 | 12,100 | 4,700 | F:B | 2010 | 2010 | 168,000 |
| 416 | China | Mianyang, SC | 1,275,000 | 100 | 259 | 12,800 | 4,900 | C:B | 2019 | 2010 | 1,075,000 |
| 538 | China | Mudanjiang, HL | 990,000 | 54 | 140 | 18,300 | 7,100 | C:B | 2019 | 2010 | 850,000 |
| 165 | China | Nanchang, JX | 2,945,000 | 265 | 686 | 11,100 | 4,300 | L:B | 2019 | 2010 | 2,400,000 |
| 673 | China | Nanchong, SC | 785,000 | 53 | 137 | 14,800 | 5,700 | C:B | 2019 | 2010 | 590,000 |
| 68 | China | Nanjing, JS | 6,125,000 | 575 | 1,489 | 10,700 | 4,100 | L:B | 2019 | 2010 | 5,700,000 |
| 175 | China | Nanning, GX | 2,840,000 | 190 | 492 | 14,900 | 5,800 | L:B | 2019 | 2010 | 2,200,000 |
| 416 | China | Nantong, JS | 1,275,000 | 205 | 531 | 6,200 | 2,400 | C:B | 2019 | 2010 | 960,000 |
| 349 | China | Nanyang, HEN | 1,540,000 | 85 | 220 | 18,100 | 7,000 | C:B | 2019 | 2010 | 1,250,000 |
| 998 | China | Neijiang, SC | 545,000 | 21 | 54 | 26,000 | 10,000 | C:B | 2019 | 2010 | 490,000 |
| 134 | China | Ningbo, ZJ | 3,525,000 | 360 | 932 | 9,800 | 3,800 | L:B | 2019 | 2010 | 3,150,000 |
| | China | Ningde, FJ | 300,000 | 26 | 67 | 11,500 | 4,500 | C:B | 2010 | 2010 | 300,000 |
| 641 | China | Panjin, LN | 830,000 | 115 | 298 | 7,200 | 2,800 | C:B | 2019 | 2010 | 690,000 |
| 615 | China | Panzhuhua, SC | 870,000 | 45 | 117 | 19,300 | 7,500 | C:B | 2019 | 2010 | 770,000 |
| 473 | China | Pingdingshan, HEN | 1,120,000 | 70 | 181 | 16,000 | 6,200 | C:B | 2019 | 2010 | 875,000 |
| 1055 | China | Pingdu (Qingdao), SD | 510,000 | 46 | 119 | 11,100 | 4,300 | C:B | 2019 | 2010 | 425,000 |
| 678 | China | Pinghu (Jiaxing), ZJ | 780,000 | 46 | 119 | 17,000 | 6,500 | C:B | 2019 | 2010 | 550,000 |
| 860 | China | Pingxiang, JX | 625,000 | 25 | 65 | 25,000 | 9,700 | C:B | 2019 | 2010 | 500,000 |
| 800 | China | Pizhou (Xuxhou), JS | 675,000 | 31 | 80 | 21,800 | 8,400 | C:B | 2019 | 2010 | 450,000 |
| 299 | China | Puning (Jieyang), GD | 1,780,000 | 142 | 368 | 12,500 | 4,800 | C:B | 2019 | 2010 | 1,400,000 |
| 240 | China | Putian, FJ | 2,190,000 | 300 | 777 | 7,300 | 2,800 | L:B | 2019 | 2016 | 1,900,000 |
| 651 | China | Puyang, HEN | 810,000 | 46 | 119 | 17,600 | 6,800 | C:B | 2019 | 2010 | 600,000 |

| | | | | | | | | | | | |
|------|-------|-------------------------|------------|-------|-------|--------|--------|-----|------|------|------------|
| | China | Qianan (Tangshan), HEB | 400,000 | 65 | 168 | 6,200 | 2,400 | C:B | 2010 | 2010 | 400,000 |
| 1018 | China | Qianjiang, HUB | 535,000 | 24 | 62 | 22,300 | 8,600 | C:B | 2019 | 2010 | 460,000 |
| 73 | China | Qingdao, SD | 5,915,000 | 630 | 1,632 | 9,400 | 3,600 | L:B | 2019 | 2010 | 5,175,000 |
| 820 | China | Qingyuan, GD | 660,000 | 65 | 168 | 10,200 | 3,900 | C:B | 2019 | 2010 | 585,000 |
| 820 | China | Qingzhou (Weifang), SD | 660,000 | 59 | 153 | 11,200 | 4,300 | C:B | 2019 | 2010 | 510,000 |
| 435 | China | Qinhuangdao, HEB | 1,210,000 | 170 | 440 | 7,100 | 2,700 | L:B | 2019 | 2010 | 1,050,000 |
| | China | Qinzhou, GX | 350,000 | 23 | 60 | 15,200 | 5,900 | F:B | 2019 | 2010 | 276,000 |
| 401 | China | Qiqihaer, HL | 1,325,000 | 75 | 194 | 17,700 | 6,800 | C:B | 2019 | 2010 | 1,160,000 |
| 768 | China | Qitaihe, HL | 705,000 | 46 | 119 | 15,300 | 5,900 | C:B | 2019 | 2010 | 615,000 |
| 62 | China | Quanzhou, FJ | 6,495,000 | 800 | 2,072 | 8,100 | 3,100 | L:B | 2019 | 2010 | 5,825,000 |
| 1033 | China | Qufu (Jining), SD | 525,000 | 47 | 122 | 11,200 | 4,300 | C:B | 2019 | 2010 | 440,000 |
| 423 | China | Qujing, YN | 1,260,000 | 57 | 148 | 22,100 | 8,500 | C:B | 2019 | 2010 | 925,000 |
| 619 | China | Quzhou, ZJ | 865,000 | 74 | 192 | 11,700 | 4,500 | C:B | 2019 | 2010 | 550,000 |
| 900 | China | Renqiu (Cangzhou), HEB | 605,000 | 26 | 67 | 23,300 | 9,000 | C:B | 2019 | 2010 | 440,000 |
| 507 | China | Rizhao, SD | 1,060,000 | 89 | 231 | 11,900 | 4,600 | C:B | 2019 | 2010 | 800,000 |
| | China | Rongcheng (Weihai), SD | 440,000 | 38 | 98 | 11,600 | 4,500 | C:B | 2019 | 2010 | 390,000 |
| 410 | China | Ruian (Wenzhou), ZJ | 1,290,000 | 58 | 150 | 22,200 | 8,600 | C:B | 2019 | 2010 | 965,000 |
| 645 | China | Sanmenxia, HEN-SAX | 820,000 | 61 | 158 | 13,400 | 5,200 | C:B | 2019 | 2010 | 625,000 |
| 986 | China | Sanya, HA | 550,000 | 59 | 153 | 9,300 | 3,600 | C:B | 2019 | 2010 | 420,000 |
| 7 | China | Shanghai, SHG-JS-ZJ | 22,125,000 | 1,550 | 4,015 | 14,300 | 5,500 | L:B | 2019 | 2018 | 22,125,000 |
| 678 | China | Shangqiu, HEN | 780,000 | 70 | 181 | 11,100 | 4,300 | C:B | 2019 | 2010 | 610,000 |
| | China | Shangyu, (Shaoxing), ZJ | 400,000 | 61 | 158 | 6,600 | 2,500 | C:B | 2010 | 2010 | 400,000 |
| 200 | China | Shantou, GD | 2,585,000 | 140 | 363 | 18,500 | 7,100 | C:B | 2019 | 2010 | 2,200,000 |
| | China | Shanwei, GD | 440,000 | 17 | 44 | 25,900 | 10,000 | C:B | 2019 | 2010 | 380,000 |
| 923 | China | Shaoguan, GD | 590,000 | 72 | 186 | 8,200 | 3,200 | C:B | 2019 | 2010 | 550,000 |
| 260 | China | Shaoxing, ZJ | 2,055,000 | 210 | 544 | 9,800 | 3,800 | L:B | 2019 | 2010 | 1,970,000 |
| 737 | China | Shaoyang, HUN | 730,000 | 50 | 130 | 14,600 | 5,600 | C:B | 2019 | 2010 | 600,000 |
| 57 | China | Shenyang-Fushun, LN | 7,055,000 | 580 | 1,502 | 12,200 | 4,700 | L:B | 2019 | 2010 | 6,850,000 |
| 568 | China | Shenzgezhen, JS-ZJ | 935,000 | 70 | 181 | 13,400 | 5,200 | C:B | 2019 | 2010 | 650,000 |
| 25 | China | Shenzhen, GD | 13,195,000 | 675 | 1,748 | 19,500 | 7,500 | L:B | 2019 | 2010 | 10,325,000 |
| 137 | China | Shijiazhuang, HEB | 3,500,000 | 250 | 648 | 14,000 | 5,400 | C:B | 2019 | 2010 | 2,925,000 |
| 632 | China | Shiyan, HUB | 840,000 | 75 | 194 | 11,200 | 4,300 | C:B | 2019 | 2010 | 640,000 |
| 717 | China | Shizuishan, NX | 740,000 | 90 | 233 | 8,200 | 3,200 | C:B | 2019 | 2010 | 600,000 |
| 950 | China | Shougang (Weifang), SD | 570,000 | 40 | 104 | 14,300 | 5,500 | C:B | 2019 | 2010 | 500,000 |
| 1022 | China | Shuangyashan, HL | 530,000 | 54 | 140 | 9,800 | 3,800 | C:B | 2019 | 2010 | 495,000 |
| 699 | China | Shuozhou, SA | 760,000 | 37 | 96 | 20,500 | 7,900 | C:B | 2019 | 2010 | 555,000 |
| 860 | China | Siping, JL | 625,000 | 41 | 106 | 15,200 | 5,900 | C:B | 2019 | 2010 | 540,000 |
| 928 | China | Songyuan, JL | 585,000 | 64 | 166 | 9,100 | 3,500 | C:B | 2019 | 2010 | 525,000 |
| | China | Suihua, HL | 155,000 | 13 | 34 | 11,900 | 4,600 | F:B | 2010 | 2010 | 156,000 |
| 900 | China | Suining, SC | 605,000 | 63 | 163 | 9,600 | 3,700 | C:B | 2019 | 2010 | 490,000 |
| 813 | China | Suizhou, HUB | 665,000 | 39 | 101 | 17,100 | 6,600 | C:B | 2019 | 2010 | 585,000 |
| 827 | China | Suqian, JS | 655,000 | 95 | 246 | 6,900 | 2,700 | C:B | 2019 | 2010 | 410,000 |

| | | | | | | | | | | | |
|------|-------|---------------------------|------------|-------|-------|--------|--------|-----|------|------|------------|
| 550 | China | Suzhou, AN | 970,000 | 63 | 163 | 15,400 | 5,900 | C:B | 2019 | 2010 | 675,000 |
| 83 | China | Suzhou, JS | 5,250,000 | 530 | 1,373 | 9,900 | 3,800 | L:B | 2019 | 2010 | 5,000,000 |
| 608 | China | Taian, SD | 885,000 | 100 | 259 | 8,900 | 3,400 | C:B | 2019 | 2010 | 750,000 |
| | China | Taishan (Jiangmen), GD | 205,000 | 17 | 44 | 12,100 | 4,700 | C:B | 2010 | 2010 | 204,000 |
| 852 | China | Taixing (Taizhou), JS | 630,000 | 34 | 88 | 18,500 | 7,200 | C:B | 2019 | 2010 | 490,000 |
| 131 | China | Taiyuan, SAX | 3,580,000 | 225 | 583 | 15,900 | 6,100 | L:B | 2019 | 2010 | 3,350,000 |
| 572 | China | Taizhou, JS | 930,000 | 85 | 220 | 10,900 | 4,200 | C:B | 2019 | 2010 | 750,000 |
| 299 | China | Taizhou, ZJ | 1,780,000 | 95 | 246 | 18,700 | 7,200 | C:B | 2019 | 2010 | 1,375,000 |
| 225 | China | Tangshan, HEB | 2,315,000 | 140 | 363 | 16,500 | 6,400 | L:B | 2019 | 2010 | 1,900,000 |
| 589 | China | Tengzhou (Zhaozhuang), SD | 910,000 | 44 | 114 | 20,700 | 8,000 | C:B | 2010 | 2010 | 910,000 |
| | China | Tianchang (Chuzhou), AN | 155,000 | 13 | 34 | 11,900 | 4,600 | F:B | 2010 | 2010 | 156,000 |
| 26 | China | Tianjin, TJ | 13,035,000 | 1,070 | 2,771 | 12,200 | 4,700 | L:B | 2019 | 2018 | 13,050,000 |
| 813 | China | Tianmen, HUB | 665,000 | 19 | 49 | 35,000 | 13,500 | C:B | 2019 | 2010 | 500,000 |
| | China | Tianshui, GS | 395,000 | 25 | 65 | 15,800 | 6,100 | C:B | 2019 | 2010 | 300,000 |
| 1018 | China | Tieling, LN | 535,000 | 70 | 181 | 7,600 | 3,000 | C:B | 2019 | 2017 | 525,000 |
| | China | Tongcheng (Anqing), AN | 130,000 | 11 | 28 | 11,800 | 4,600 | C:B | 2010 | 2010 | 132,000 |
| 1055 | China | Tonghua, JL | 510,000 | 27 | 70 | 18,900 | 7,300 | C:B | 2019 | 2010 | 430,000 |
| 555 | China | Tongliao, NM | 965,000 | 75 | 194 | 12,900 | 5,000 | C:B | 2019 | 2010 | 770,000 |
| 1009 | China | Tongling, AH | 540,000 | 63 | 163 | 8,600 | 3,300 | C:B | 2019 | 2010 | 425,000 |
| 602 | China | Tongxiang (Jiaxing), ZJ | 895,000 | 37 | 96 | 24,200 | 9,300 | C:B | 2019 | 2010 | 625,000 |
| 124 | China | Urumqi, XJ | 3,695,000 | 230 | 596 | 16,100 | 6,200 | C:B | 2019 | 2010 | 2,625,000 |
| 964 | China | Wafangdian (Dalian) , LN | 560,000 | 55 | 142 | 10,200 | 3,900 | C:B | 2019 | 2010 | 500,000 |
| 742 | China | Wanzhou, CQ | 725,000 | 31 | 80 | 23,400 | 9,000 | C:B | 2019 | 2010 | 550,000 |
| 290 | China | Weifang, SD | 1,820,000 | 150 | 389 | 12,100 | 4,700 | C:B | 2019 | 2010 | 1,350,000 |
| 541 | China | Weihai, SD | 985,000 | 65 | 168 | 15,200 | 5,900 | C:B | 2019 | 2010 | 740,000 |
| 691 | China | Weinan, SAA | 765,000 | 38 | 98 | 20,100 | 7,800 | C:B | 2019 | 2010 | 640,000 |
| 376 | China | Wenling (Taizhou), ZJ | 1,410,000 | 45 | 117 | 31,300 | 12,100 | C:B | 2019 | 2010 | 1,075,000 |
| 133 | China | Wenzhou, ZJ | 3,550,000 | 185 | 479 | 19,200 | 7,400 | L:B | 2019 | 2010 | 3,400,000 |
| 860 | China | Wuhai, NM | 625,000 | 80 | 207 | 7,800 | 3,000 | C:B | 2019 | 2010 | 510,000 |
| 43 | China | Wuhan, HUB | 8,470,000 | 625 | 1,619 | 13,600 | 5,200 | L:B | 2019 | 2010 | 7,050,000 |
| 306 | China | Wuhu, AH | 1,735,000 | 62 | 161 | 28,000 | 10,800 | C:B | 2019 | 2010 | 1,150,000 |
| | China | Wuwei, GS | 205,000 | 17 | 44 | 12,100 | 4,700 | C:B | 2010 | 2010 | 204,000 |
| 140 | China | Wuxi, JS | 3,480,000 | 325 | 842 | 10,700 | 4,100 | L:B | 2019 | 2010 | 3,250,000 |
| | China | Wuzhou, GX | 415,000 | 45 | 117 | 9,200 | 3,600 | C:B | 2019 | 2010 | 330,000 |
| 113 | China | Xiamen, FJ | 3,975,000 | 270 | 699 | 14,700 | 5,700 | L:B | 2019 | 2010 | 3,350,000 |
| 54 | China | Xi'an, SAA | 7,135,000 | 420 | 1,088 | 17,000 | 6,600 | L:B | 2019 | 2010 | 5,200,000 |
| 479 | China | Xiangtan, HUN | 1,105,000 | 87 | 225 | 12,700 | 4,900 | C:B | 2019 | 2010 | 900,000 |
| 418 | China | Xiangyang, HUB | 1,270,000 | 52 | 135 | 24,400 | 9,400 | C:B | 2019 | 2010 | 1,100,000 |
| 887 | China | Xiantao, HUB | 610,000 | 35 | 91 | 17,400 | 6,700 | C:B | 2019 | 2010 | 560,000 |
| | China | Xiaogan, HUB | 355,000 | 23 | 60 | 15,400 | 6,000 | C:B | 2019 | 2010 | 276,000 |
| 964 | China | Xiaoxian (Suzhou), AN | 560,000 | 29 | 75 | 19,300 | 7,500 | C:B | 2019 | 2010 | 475,000 |
| 645 | China | Xingtai, HEB | 820,000 | 45 | 117 | 18,200 | 7,000 | C:B | 2019 | 2010 | 675,000 |

| | | | | | | | | | | | |
|------|-------|----------------------------|-----------|-----|-----|--------|--------|-----|------|------|-----------|
| | China | Xingyi, GS | 120,000 | 10 | 26 | 12,000 | 4,600 | C:B | 2010 | 2010 | 120,000 |
| 392 | China | Xining, QH | 1,365,000 | 73 | 189 | 18,700 | 7,200 | L:B | 2019 | 2010 | 1,175,000 |
| 665 | China | Xintai, SD | 795,000 | 67 | 174 | 11,900 | 4,600 | C:B | 2019 | 2010 | 600,000 |
| | China | Xinxiang, HEN | 465,000 | 85 | 220 | 5,500 | 2,100 | C:B | 2019 | 2010 | 400,000 |
| 874 | China | Xinyang, HEN | 620,000 | 29 | 75 | 21,400 | 8,300 | C:B | 2019 | 2010 | 500,000 |
| 691 | China | Xinyu, JX | 765,000 | 51 | 132 | 15,000 | 5,800 | C:B | 2019 | 2010 | 550,000 |
| 749 | China | Xuancheng, AN | 720,000 | 46 | 119 | 15,700 | 6,000 | C:B | 2019 | 2010 | 525,000 |
| 806 | China | Xuchang, HEN | 670,000 | 26 | 67 | 25,800 | 9,900 | C:B | 2019 | 2010 | 500,000 |
| | China | Xucheng (Zaozhuang), SD | 250,000 | 30 | 78 | 8,300 | 3,200 | C:B | 2010 | 2010 | 250,000 |
| 376 | China | Xuzhou, JS | 1,410,000 | 150 | 389 | 9,400 | 3,600 | C:B | 2019 | 2010 | 1,175,000 |
| 468 | China | Yancheng, JS | 1,130,000 | 129 | 334 | 8,800 | 3,400 | C:B | 2019 | 2010 | 925,000 |
| 715 | China | Yangjiang, GD | 745,000 | 70 | 181 | 10,600 | 4,100 | C:B | 2019 | 2010 | 600,000 |
| 686 | China | Yangquan, SAX | 770,000 | 57 | 148 | 13,500 | 5,200 | C:B | 2019 | 2010 | 625,000 |
| | China | Yangxin, Huangshi, HUB | 250,000 | 16 | 41 | 15,600 | 6,000 | F:B | 2010 | 2010 | 250,000 |
| 368 | China | Yangzhou, JS | 1,460,000 | 140 | 363 | 10,400 | 4,000 | C:B | 2019 | 2010 | 1,400,000 |
| 900 | China | Yanshi (Louyang), HEN | 605,000 | 26 | 67 | 23,300 | 9,000 | C:B | 2019 | 2010 | 400,000 |
| 214 | China | Yantai, SD | 2,385,000 | 225 | 583 | 10,600 | 4,100 | C:B | 2019 | 2010 | 1,800,000 |
| 887 | China | Yibin, SC | 610,000 | 31 | 80 | 19,700 | 7,600 | C:B | 2019 | 2010 | 510,000 |
| 541 | China | Yichang, HUB | 985,000 | 50 | 130 | 19,700 | 7,600 | C:B | 2019 | 2010 | 720,000 |
| | China | Yichun, HL | 110,000 | 25 | 65 | 4,400 | 1,700 | C:B | 2019 | 2010 | 120,000 |
| 549 | China | Yichun, JX | 975,000 | 47 | 122 | 20,700 | 8,000 | C:B | 2019 | 2010 | 575,000 |
| 278 | China | Yinchuan, NX | 1,905,000 | 190 | 492 | 10,000 | 3,900 | L:B | 2019 | 2010 | 1,600,000 |
| 309 | China | Yingkou, LN | 1,730,000 | 159 | 412 | 10,900 | 4,200 | C:B | 2019 | 2010 | 1,325,000 |
| | China | Yining, XJ | 350,000 | 19 | 49 | 18,400 | 7,100 | C:B | 2019 | 2010 | 300,000 |
| 271 | China | Yiwu (Jinhua), ZJ | 1,960,000 | 90 | 233 | 21,800 | 8,400 | C:B | 2019 | 2010 | 1,400,000 |
| 711 | China | Yixing (Wuxi), JS | 750,000 | 45 | 117 | 16,700 | 6,400 | C:B | 2019 | 2010 | 700,000 |
| 881 | China | Yiyang, HUN | 615,000 | 20 | 52 | 30,800 | 11,900 | C:B | 2019 | 2010 | 470,000 |
| 800 | China | Yongkang (Jinhua), ZJ | 675,000 | 86 | 223 | 7,800 | 3,000 | C:B | 2019 | 2010 | 510,000 |
| 520 | China | Yueyang, HUN | 1,025,000 | 80 | 207 | 12,800 | 4,900 | C:B | 2019 | 2010 | 925,000 |
| 727 | China | Yulin, GX | 735,000 | 45 | 117 | 16,300 | 6,300 | C:B | 2019 | 2010 | 650,000 |
| 711 | China | Yuncheng, SAX | 750,000 | 75 | 194 | 10,000 | 3,900 | C:B | 2019 | 2010 | 525,000 |
| 742 | China | Yuyao (Ningbo), ZJ | 725,000 | 47 | 122 | 15,400 | 6,000 | L:B | 2019 | 2010 | 650,000 |
| | China | Zaozhuang (Shizhong), SD | 405,000 | 30 | 78 | 13,500 | 5,200 | C:B | 2019 | 2010 | 360,000 |
| | China | Zengcheng (Guangzhou), GD | 145,000 | 12 | 31 | 12,100 | 4,700 | F:B | 2010 | 2010 | 144,000 |
| 202 | China | Zhangjiaggang (Suzhou), JS | 2,570,000 | 315 | 816 | 8,200 | 3,200 | L:B | 2019 | 2010 | 2,450,000 |
| 399 | China | Zhangjiakou, HEB | 1,330,000 | 50 | 130 | 26,600 | 10,300 | C:B | 2019 | 2010 | 1,080,000 |
| 749 | China | Zhangqiu (Jinan), SD | 720,000 | 41 | 106 | 17,600 | 6,800 | C:B | 2019 | 2010 | 530,000 |
| 1049 | China | Zhangye, GS | 515,000 | 26 | 67 | 19,800 | 7,600 | C:B | 2019 | 2010 | 460,000 |
| 294 | China | Zhangzhou, FJ | 1,800,000 | 170 | 440 | 10,600 | 4,100 | C:B | 2019 | 2010 | 1,350,000 |
| 464 | China | Zhanjiang, GD | 1,140,000 | 75 | 194 | 15,200 | 5,900 | C:B | 2019 | 2010 | 940,000 |
| 852 | China | Zhaoqing, GD | 630,000 | 25 | 65 | 25,200 | 9,700 | C:B | 2019 | 2010 | 500,000 |
| | China | Zhaotong, YN | 110,000 | 9 | 23 | 12,200 | 4,700 | C:B | 2010 | 2010 | 108,000 |

| | | | | | | | | | | | |
|------|-------------------|------------------------|------------|-----|-------|--------|--------|-----|------|------|------------|
| 56 | China | Zhengzhou, HEN | 7,090,000 | 600 | 1,554 | 11,800 | 4,600 | L:B | 2019 | 2010 | 5,475,000 |
| 500 | China | Zhenjiang, JS | 1,070,000 | 125 | 324 | 8,600 | 3,300 | C:B | 2019 | 2010 | 975,000 |
| 164 | China | Zhongshan, GD | 3,005,000 | 290 | 751 | 10,400 | 4,000 | L:B | 2019 | 2010 | 2,825,000 |
| 843 | China | Zhoukou, HEN | 635,000 | 39 | 101 | 16,300 | 6,300 | C:B | 2019 | 2010 | 480,000 |
| 887 | China | Zhoushan, ZJ | 610,000 | 50 | 130 | 12,200 | 4,700 | L:B | 2019 | 2010 | 550,000 |
| | China | Zhuanghe (Dalian), LN | 460,000 | 50 | 130 | 9,200 | 3,600 | C:B | 2010 | 2010 | 460,000 |
| 436 | China | Zhucheng (Weifang), SD | 1,205,000 | 85 | 220 | 14,200 | 5,500 | C:B | 2019 | 2010 | 860,000 |
| 324 | China | Zhuhai, GD | 1,645,000 | 130 | 337 | 12,700 | 4,900 | L:B | 2019 | 2010 | 1,375,000 |
| 1042 | China | Zhuji (Shaoxing), ZJ | 520,000 | 52 | 135 | 10,000 | 3,900 | L:B | 2019 | 2010 | 500,000 |
| 998 | China | Zhumadian, HEN | 545,000 | 53 | 137 | 10,300 | 4,000 | C:B | 2019 | 2010 | 525,000 |
| 488 | China | Zhuzhou, HUN | 1,090,000 | 86 | 223 | 12,700 | 4,900 | C:B | 2019 | 2010 | 925,000 |
| 193 | China | Zibo, SD | 2,670,000 | 320 | 829 | 8,300 | 3,200 | C:B | 2019 | 2010 | 2,300,000 |
| 562 | China | Zigong, SC | 950,000 | 35 | 91 | 27,100 | 10,500 | C:B | 2019 | 2010 | 850,000 |
| 1067 | China | Zoucheng (Jining), SD | 500,000 | 40 | 104 | 12,500 | 4,800 | C:B | 2010 | 2010 | 500,000 |
| 986 | China | Zouping (Binzhou), SD | 550,000 | 93 | 241 | 5,900 | 2,300 | C:B | 2010 | 2010 | 550,000 |
| | China | Zunyi, GX | 110,000 | 9 | 23 | 12,200 | 4,700 | C:B | 2010 | 2010 | 108,000 |
| 281 | Colombia | Barranquilla | 1,890,000 | 69 | 179 | 27,400 | 10,600 | C:B | 2019 | 2005 | 1,550,000 |
| 36 | Colombia | Bogota | 10,705,000 | 226 | 585 | 47,400 | 18,300 | D:B | 2019 | 2015 | 9,700,000 |
| 511 | Colombia | Bucaramanga | 1,055,000 | 27 | 70 | 39,100 | 15,100 | C:B | 2019 | 2005 | 850,000 |
| 210 | Colombia | Cali | 2,445,000 | 71 | 184 | 34,400 | 13,300 | C:B | 2019 | 2005 | 2,050,000 |
| 577 | Colombia | Cartagena | 925,000 | 36 | 93 | 25,700 | 9,900 | C:B | 2019 | 2005 | 800,000 |
| 665 | Colombia | Cucuta | 795,000 | 46 | 119 | 17,300 | 6,700 | C:B | 2019 | 2005 | 660,000 |
| 1009 | Colombia | Ibague | 540,000 | 13 | 34 | 41,500 | 16,000 | C:B | 2019 | 2005 | 465,000 |
| 126 | Colombia | Medellín | 3,680,000 | 93 | 241 | 39,600 | 15,300 | C:B | 2019 | 2005 | 3,150,000 |
| 964 | Colombia | Pereira | 560,000 | 17 | 44 | 32,900 | 12,700 | C:B | 2019 | 2005 | 530,000 |
| | Colombia | Santa Marta | 475,000 | 18 | 47 | 26,400 | 10,200 | C:B | 2019 | 2005 | 385,000 |
| | Comoros | Moroni | 55,000 | 7 | 18 | 7,900 | 3,000 | D:B | 2015 | 2015 | 55,000 |
| 520 | Congo (Dem. Rep.) | Bukavu | 1,025,000 | 17 | 44 | 60,300 | 23,300 | D:B | 2019 | 2014 | 800,000 |
| 979 | Congo (Dem. Rep.) | Bunia | 555,000 | 17 | 44 | 32,600 | 12,600 | D:B | 2019 | 2012 | 360,000 |
| 615 | Congo (Dem. Rep.) | Butembo | 870,000 | 31 | 80 | 28,100 | 10,800 | C:B | 2019 | 2013 | 650,000 |
| 964 | Congo (Dem. Rep.) | Goma | 560,000 | 37 | 96 | 15,100 | 5,800 | D:B | 2019 | 2015 | 450,000 |
| 390 | Congo (Dem. Rep.) | Kananga | 1,370,000 | 28 | 73 | 48,900 | 18,900 | D:B | 2019 | 2015 | 1,150,000 |
| | Congo (Dem. Rep.) | Kikwit | 490,000 | 20 | 52 | 24,500 | 9,500 | D:B | 2019 | 2015 | 425,000 |
| 27 | Congo (Dem. Rep.) | Kinshasa | 12,960,000 | 225 | 583 | 57,600 | 22,200 | C:B | 2019 | 2015 | 10,926,000 |
| 451 | Congo (Dem. Rep.) | Kisangani | 1,170,000 | 31 | 80 | 37,700 | 14,600 | D:B | 2019 | 2015 | 1,000,000 |
| 1022 | Congo (Dem. Rep.) | Kolwezi | 530,000 | 34 | 88 | 15,600 | 6,000 | D:B | 2019 | 2015 | 500,000 |
| 955 | Congo (Dem. Rep.) | Likasi | 565,000 | 25 | 65 | 22,600 | 8,700 | D:B | 2019 | 2015 | 500,000 |
| 217 | Congo (Dem. Rep.) | Lubumbashi | 2,365,000 | 135 | 350 | 17,500 | 6,800 | D:B | 2019 | 2015 | 2,000,000 |
| 213 | Congo (Dem. Rep.) | Mbuji-Mayi | 2,395,000 | 53 | 137 | 45,200 | 17,400 | D:B | 2019 | 2015 | 2,000,000 |
| 624 | Congo (Dem. Rep.) | Tshikapa | 855,000 | 13 | 34 | 65,800 | 25,400 | D:B | 2019 | 2015 | 690,000 |
| 245 | Congo | Brazzaville | 2,140,000 | 70 | 181 | 30,600 | 11,800 | D:B | 2019 | 2015 | 1,850,000 |
| 488 | Congo | Pointe Noire | 1,090,000 | 77 | 199 | 14,200 | 5,500 | D:B | 2019 | 2015 | 950,000 |

| | | | | | | | | | | | |
|------|--------------------|----------------------|------------|-----|-------|--------|--------|-----|------|------|------------|
| 289 | Costa Rica | San Jose | 1,830,000 | 160 | 414 | 11,400 | 4,400 | C:B | 2019 | 2011 | 1,625,000 |
| 84 | Cote d'Ivoire | Abidjan | 5,145,000 | 145 | 376 | 35,500 | 13,700 | W:B | 2019 | 2010 | 3,965,000 |
| 800 | Cote d'Ivoire | Bouake | 675,000 | 38 | 98 | 17,800 | 6,900 | W:B | 2019 | 2010 | 585,000 |
| 776 | Croatia | Zagreb | 700,000 | 72 | 186 | 9,700 | 3,800 | C:B | 2019 | 2011 | 700,000 |
| 254 | Cuba | Havana | 2,070,000 | 120 | 311 | 17,300 | 6,700 | C:B | 2019 | 2012 | 2,050,000 |
| | Cuba | Santiago | 420,000 | 25 | 65 | 16,800 | 6,500 | C:B | 2019 | 2012 | 410,000 |
| | Cyprus | Limasso | 70,000 | 19 | 49 | 3,700 | 1,400 | C:B | 2011 | 2011 | 70,000 |
| | Cyprus | Nicosia | 300,000 | 47 | 122 | 6,400 | 2,500 | C:B | 2011 | 2011 | 300,000 |
| | Czech Republic | Brno | 390,000 | 41 | 106 | 9,500 | 3,700 | D:B | 2019 | 2015 | 390,000 |
| | Czech Republic | Ostrava | 440,000 | 74 | 192 | 5,900 | 2,300 | C:B | 2011 | 2011 | 440,000 |
| 387 | Czech Republic | Prague | 1,375,000 | 115 | 298 | 12,000 | 4,600 | C:B | 2019 | 2011 | 1,325,000 |
| | Denmark | Aarhus | 250,000 | 36 | 93 | 6,900 | 2,700 | A:A | 2011 | 2011 | 250,000 |
| 408 | Denmark | Copenhagen | 1,310,000 | 238 | 616 | 5,200 | 2,000 | A:A | 2019 | 2014 | 1,246,000 |
| 964 | Djibouti | Djibouti | 560,000 | 18 | 47 | 31,100 | 12,000 | D:B | 2019 | 2015 | 530,000 |
| 806 | Dominican Republic | Santiago | 670,000 | 40 | 104 | 16,800 | 6,500 | C:B | 2019 | 2010 | 600,000 |
| 119 | Dominican Republic | Santo Domingo | 3,810,000 | 165 | 427 | 23,100 | 8,900 | C:B | 2019 | 2010 | 3,140,000 |
| | East Timor | Dili | 225,000 | 8 | 21 | 28,100 | 10,900 | D:B | 2014 | 2014 | 225,000 |
| 166 | Ecuador | Guayaquil | 2,940,000 | 119 | 308 | 24,700 | 9,500 | C:B | 2019 | 2010 | 2,525,000 |
| 208 | Ecuador | Quito | 2,465,000 | 207 | 536 | 11,900 | 4,600 | C:B | 2019 | 2010 | 2,150,000 |
| 1022 | Egypt | Al Mahallah al Kubra | 530,000 | 14 | 36 | 37,900 | 14,600 | C:B | 2019 | 2006 | 450,000 |
| 1018 | Egypt | Al Mansurah | 535,000 | 16 | 41 | 33,400 | 12,900 | D:B | 2019 | 2015 | 500,000 |
| 87 | Egypt | Alexandria | 5,075,000 | 113 | 293 | 44,900 | 17,300 | C:B | 2019 | 2011 | 4,350,000 |
| 15 | Egypt | Cairo | 16,925,000 | 740 | 1,917 | 22,900 | 8,800 | C:B | 2019 | 2015 | 15,600,000 |
| 776 | Egypt | Port Said | 700,000 | 16 | 41 | 43,800 | 16,900 | D:B | 2019 | 2015 | 650,000 |
| 860 | Egypt | Suez | 625,000 | 33 | 85 | 18,900 | 7,300 | D:B | 2019 | 2015 | 580,000 |
| | Egypt | Tanta | 495,000 | 9 | 23 | 55,000 | 21,200 | C:B | 2019 | 2015 | 470,000 |
| 352 | El Salvador | San Salvador | 1,530,000 | 80 | 207 | 19,100 | 7,400 | C:B | 2019 | 2007 | 1,475,000 |
| | Equatorial Guinea | Malabo | 145,000 | 8 | 21 | 18,100 | 7,000 | D:B | 2014 | 2014 | 145,000 |
| 577 | Eritrea | Asmara | 925,000 | 25 | 65 | 37,000 | 14,300 | D:B | 2019 | 2015 | 800,000 |
| | Estonia | Tallinn | 395,000 | 70 | 181 | 5,600 | 2,200 | D:B | 2019 | 2015 | 380,000 |
| 104 | Ethiopia | Addis Ababa | 4,225,000 | 190 | 492 | 22,200 | 8,600 | C:B | 2019 | 2012 | 3,125,000 |
| | Ethiopia | Dire Dawa | 200,000 | 16 | 41 | 12,500 | 4,800 | C:B | 2012 | 2012 | 200,000 |
| 418 | Finland | Helsinki | 1,270,000 | 259 | 641 | 4,700 | 1,900 | A:A | 2019 | 2016 | 1,230,000 |
| | Finland | Joensuu | 65,000 | 27 | 69 | 2,400 | 900 | A:A | 2012 | 2012 | 64,000 |
| | Finland | Jyvaskyla | 120,000 | 38 | 99 | 3,100 | 1,200 | A:A | 2012 | 2012 | 118,000 |
| | Finland | Kotka | 55,000 | 27 | 69 | 2,000 | 800 | A:A | 2012 | 2012 | 53,000 |
| | Finland | Kuopio | 85,000 | 18 | 46 | 4,700 | 1,800 | A:A | 2012 | 2012 | 83,000 |
| | Finland | Lahti | 115,000 | 42 | 109 | 2,800 | 1,100 | A:A | 2012 | 2012 | 117,000 |
| | Finland | Lappeenranta | 55,000 | 21 | 54 | 2,600 | 1,000 | A:A | 2012 | 2012 | 55,000 |
| | Finland | Pori | 85,000 | 46 | 120 | 1,800 | 700 | A:A | 2012 | 2012 | 84,000 |
| | Finland | Rovaniemi | 50,000 | 22 | 56 | 2,400 | 900 | A:A | 2012 | 2012 | 51,000 |
| | Finland | Tampere | 330,000 | 100 | 259 | 3,100 | 1,200 | A:A | 2019 | 2012 | 313,000 |

| | | | | | | | | | | | |
|------|-----------------|------------------|------------|-------|-------|--------|-------|-----|------|------|------------|
| | Finland | Turku | 255,000 | 98 | 253 | 2,600 | 1,000 | A:A | 2012 | 2012 | 253,000 |
| | Finland | Uleaborg | 190,000 | 74 | 192 | 2,500 | 1,000 | A:A | 2012 | 2012 | 188,000 |
| | Finland | Vaasa | 65,000 | 26 | 67 | 2,500 | 1,000 | A:A | 2012 | 2012 | 65,000 |
| | France: Mayotte | Mamoudzou | 50,000 | 2 | 5 | 25,000 | 9,700 | F:B | 2007 | 2007 | 50,000 |
| | France | Avignon | 465,000 | 529 | 1,369 | 800 | 300 | A:A | 2019 | 2012 | 445,000 |
| | France | Besancon | 135,000 | 47 | 122 | 2,900 | 1,100 | A:A | 2008 | 2008 | 137,000 |
| | France | Bethune | 355,000 | 290 | 751 | 1,200 | 500 | D:A | 2019 | 2015 | 350,000 |
| 545 | France | Bordeaux | 980,000 | 314 | 812 | 3,100 | 1,200 | C:B | 2019 | 2012 | 906,000 |
| | France | Brest | 200,000 | 77 | 199 | 2,600 | 1,000 | A:A | 2008 | 2008 | 201,000 |
| | France | Caen | 200,000 | 55 | 142 | 3,600 | 1,400 | A:A | 2008 | 2008 | 198,000 |
| | France | Calais | 95,000 | 41 | 105 | 2,300 | 900 | A:A | 2013 | 2013 | 95,000 |
| | France | Chambery | 175,000 | 124 | 321 | 1,400 | 500 | A:A | 2008 | 2008 | 175,000 |
| | France | Clermont-Ferrand | 260,000 | 70 | 181 | 3,700 | 1,400 | A:A | 2008 | 2008 | 260,000 |
| | France | Dijon | 240,000 | 64 | 166 | 3,700 | 1,400 | A:A | 2008 | 2008 | 238,000 |
| 1036 | France | Douai-Lens | 510,000 | 187 | 484 | 2,700 | 1,000 | A:A | 2019 | 2012 | 506,000 |
| | France | Dunkerque | 180,000 | 65 | 167 | 2,800 | 1,100 | A:A | 2008 | 2008 | 181,000 |
| 1014 | France | Grenoble | 525,000 | 198 | 513 | 2,600 | 1,000 | A:A | 2019 | 2012 | 505,000 |
| | France | La Rochelle | 125,000 | 48 | 124 | 2,600 | 1,000 | A:A | 2008 | 2008 | 127,000 |
| | France | Le Havre | 245,000 | 74 | 192 | 3,300 | 1,300 | A:A | 2008 | 2008 | 244,000 |
| | France | Le Mans | 210,000 | 114 | 295 | 1,800 | 700 | A:A | 2008 | 2008 | 208,000 |
| 494 | France | Lille | 1,080,000 | 171 | 443 | 6,300 | 2,400 | C:B | 2019 | 2012 | 1,044,000 |
| | France | Limoges | 185,000 | 91 | 236 | 2,000 | 800 | A:A | 2008 | 2008 | 186,000 |
| | France | Lorient | 115,000 | 41 | 107 | 2,800 | 1,100 | A:A | 2008 | 2008 | 116,000 |
| 318 | France | Lyon | 1,680,000 | 455 | 1,178 | 3,700 | 1,400 | C:B | 2019 | 2012 | 1,584,000 |
| 334 | France | Marseille | 1,605,000 | 266 | 689 | 6,000 | 2,300 | C:B | 2019 | 2012 | 1,566,000 |
| | France | Metz | 290,000 | 118 | 306 | 2,500 | 900 | A:A | 2008 | 2008 | 290,000 |
| | France | Montbeliard | 75,000 | 104 | 269 | 700 | 300 | A:A | 2013 | 2013 | 75,000 |
| | France | Montpellier | 440,000 | 120 | 311 | 3,400 | 1,300 | A:A | 2019 | 2012 | 406,000 |
| | France | Mulhouse | 245,000 | 92 | 238 | 2,700 | 1,000 | A:A | 2008 | 2008 | 244,000 |
| | France | Nancy | 285,000 | 95 | 246 | 3,000 | 1,200 | A:A | 2008 | 2008 | 287,000 |
| 561 | France | Nantes | 930,000 | 453 | 1,173 | 1,900 | 700 | A:A | 2019 | 2012 | 863,000 |
| 540 | France | Nice | 955,000 | 287 | 744 | 3,300 | 1,300 | C:B | 2019 | 2012 | 944,000 |
| | France | Nimes | 175,000 | 103 | 267 | 1,700 | 600 | A:A | 2008 | 2008 | 173,000 |
| | France | Orleans | 270,000 | 112 | 290 | 2,400 | 900 | A:A | 2008 | 2008 | 269,000 |
| 33 | France | Paris | 10,960,000 | 1,098 | 2,845 | 9,700 | 3,700 | A:A | 2019 | 2014 | 10,659,000 |
| | France | Pau | 200,000 | 199 | 515 | 1,000 | 400 | A:A | 2008 | 2008 | 199,000 |
| | France | Perpignan | 190,000 | 84 | 218 | 2,300 | 900 | A:A | 2008 | 2008 | 189,000 |
| | France | Poitiers | 130,000 | 67 | 174 | 1,900 | 700 | A:A | 2008 | 2008 | 129,000 |
| | France | Reims | 210,000 | 36 | 94 | 5,800 | 2,200 | A:A | 2008 | 2008 | 210,000 |
| | France | Rennes | 345,000 | 110 | 285 | 2,800 | 1,100 | A:A | 2019 | 2008 | 305,000 |
| | France | Rouen | 475,000 | 175 | 453 | 2,700 | 1,000 | A:A | 2019 | 2012 | 465,000 |
| | France | Saint-Etienne | 380,000 | 162 | 420 | 2,300 | 900 | A:A | 2019 | 2008 | 372,000 |

| | | | | | | | | | | | |
|-----|---------|----------------------|-----------|-------|-------|--------|-------|-----|------|------|-----------|
| | France | Saint-Nazaire | 145,000 | 118 | 306 | 1,200 | 500 | A:A | 2008 | 2008 | 147,000 |
| | France | Strasbourg | 475,000 | 93 | 240 | 5,100 | 2,000 | A:B | 2019 | 2012 | 454,000 |
| | France | Thionville | 180,000 | 144 | 373 | 1,200 | 500 | A:A | 2010 | 2010 | 180,000 |
| 929 | France | Toulon | 575,000 | 295 | 764 | 1,900 | 700 | A:A | 2019 | 2012 | 561,000 |
| 541 | France | Toulouse | 985,000 | 313 | 811 | 3,100 | 1,200 | C:B | 2019 | 2012 | 906,000 |
| | France | Tours | 360,000 | 257 | 666 | 1,300 | 500 | A:A | 2019 | 2008 | 345,000 |
| | France | Troyes | 135,000 | 67 | 174 | 2,000 | 800 | A:A | 2008 | 2008 | 133,000 |
| | France | Valence | 125,000 | 70 | 181 | 1,800 | 700 | A:A | 2008 | 2008 | 127,000 |
| | France | Valenciennes | 335,000 | 196 | 507 | 1,700 | 700 | A:A | 2019 | 2015 | 330,000 |
| 705 | Gabon | Libreville | 755,000 | 73 | 189 | 10,300 | 4,000 | D:B | 2019 | 2015 | 700,000 |
| | Gabon | Port-Gentil | 80,000 | 11 | 28 | 7,300 | 2,800 | F:B | 2005 | 2005 | 80,000 |
| 964 | Gambia | Banjul | 560,000 | 44 | 114 | 12,700 | 4,900 | C:B | 2019 | 2013 | 500,000 |
| 479 | Georgia | Tblisi | 1,105,000 | 95 | 246 | 11,600 | 4,500 | C:B | 2019 | 2014 | 1,100,000 |
| 998 | Germany | Aachen | 545,000 | 105 | 272 | 5,200 | 2,000 | C:B | 2019 | 2011 | 550,000 |
| | Germany | Augsburg | 360,000 | 45 | 117 | 8,000 | 3,100 | C:B | 2010 | 2010 | 360,000 |
| 107 | Germany | Berlin | 4,060,000 | 520 | 1,347 | 7,800 | 3,000 | C:B | 2019 | 2011 | 4,000,000 |
| | Germany | Bielefeld | 310,000 | 60 | 155 | 5,200 | 2,000 | C:B | 2019 | 2011 | 310,000 |
| | Germany | Braunschweig | 250,000 | 44 | 114 | 5,700 | 2,200 | L:B | 2011 | 2011 | 250,000 |
| 841 | Germany | Bremen | 640,000 | 105 | 272 | 6,100 | 2,400 | C:B | 2019 | 2011 | 630,000 |
| 232 | Germany | Cologne-Bonn | 2,260,000 | 300 | 777 | 7,500 | 2,900 | C:B | 2019 | 2011 | 2,100,000 |
| 705 | Germany | Dresden | 755,000 | 105 | 272 | 7,200 | 2,800 | C:B | 2019 | 2011 | 700,000 |
| | Germany | Erfurt | 200,000 | 30 | 78 | 6,700 | 2,600 | C:B | 2010 | 2010 | 200,000 |
| 59 | Germany | Essen-Dusseldorf | 6,660,000 | 1,025 | 2,655 | 6,500 | 2,500 | C:B | 2019 | 2011 | 6,700,000 |
| 268 | Germany | Frankfurt | 2,005,000 | 250 | 648 | 8,000 | 3,100 | C:B | 2019 | 2011 | 1,850,000 |
| | Germany | Freiburg im Breisgau | 200,000 | 16 | 41 | 12,500 | 4,800 | C:B | 2011 | 2011 | 200,000 |
| 261 | Germany | Hamburg | 2,050,000 | 300 | 777 | 6,800 | 2,600 | C:B | 2019 | 2011 | 2,050,000 |
| 760 | Germany | Hannover | 710,000 | 110 | 285 | 6,500 | 2,500 | C:B | 2019 | 2011 | 700,000 |
| | Germany | Karlsruhe | 495,000 | 75 | 194 | 6,600 | 2,500 | C:B | 2019 | 2011 | 475,000 |
| | Germany | Kiel | 280,000 | 45 | 117 | 6,200 | 2,400 | C:B | 2010 | 2010 | 280,000 |
| 874 | Germany | Leipzig | 620,000 | 95 | 246 | 6,500 | 2,500 | C:B | 2019 | 2011 | 575,000 |
| | Germany | Magdeburg | 260,000 | 50 | 130 | 5,200 | 2,000 | C:B | 2010 | 2010 | 260,000 |
| 881 | Germany | Mannheim | 615,000 | 85 | 220 | 7,200 | 2,800 | C:B | 2019 | 2011 | 550,000 |
| 257 | Germany | Munich | 2,060,000 | 180 | 466 | 11,400 | 4,400 | C:B | 2019 | 2011 | 1,900,000 |
| 813 | Germany | Nuremberg | 665,000 | 90 | 233 | 7,400 | 2,900 | C:B | 2019 | 2011 | 660,000 |
| 964 | Germany | Saarbrücken | 560,000 | 120 | 311 | 4,700 | 1,800 | C:B | 2019 | 2011 | 500,000 |
| 387 | Germany | Stuttgart | 1,375,000 | 185 | 479 | 7,400 | 2,900 | C:B | 2019 | 2011 | 1,350,000 |
| | Germany | Weimar | 60,000 | 8 | 21 | 7,500 | 2,900 | C:B | 2010 | 2010 | 60,000 |
| | Germany | Wolfsburg | 100,000 | 21 | 54 | 4,800 | 1,800 | C:B | 2012 | 2012 | 100,000 |
| 101 | Ghana | Accra | 4,335,000 | 470 | 1,217 | 9,200 | 3,600 | W:B | 2019 | 2010 | 3,630,000 |
| 150 | Ghana | Kumasi | 3,325,000 | 250 | 648 | 13,300 | 5,100 | W:B | 2019 | 2010 | 2,250,000 |
| 938 | Ghana | Sekondi Takoradi | 580,000 | 35 | 91 | 16,600 | 6,400 | W:B | 2019 | 2010 | 377,000 |
| 139 | Greece | Athens | 3,495,000 | 225 | 583 | 15,500 | 6,000 | C:B | 2019 | 2011 | 3,500,000 |

| | | | | | | | | | | | |
|------|---------------|-----------------------|------------|-----|-------|--------|--------|-----|------|------|------------|
| 631 | Greece | Thessaloniki | 845,000 | 87 | 225 | 9,700 | 3,800 | C:B | 2019 | 2010 | 840,000 |
| | Greenland | Nuuk | 15,000 | 2 | 5 | 7,500 | 2,900 | D:B | 2014 | 2014 | 17,000 |
| 241 | Guatemala | Guatemala City | 2,185,000 | 150 | 389 | 14,600 | 5,600 | C:B | 2019 | 2002 | 1,650,000 |
| 852 | Guinea-Bissau | Bissau | 630,000 | 30 | 78 | 21,000 | 8,100 | W:B | 2019 | 2010 | 459,000 |
| 294 | Guinea | Conakry | 1,800,000 | 150 | 389 | 12,000 | 4,600 | W:B | 2019 | 2010 | 1,409,000 |
| | Guyana | Georgetown | 125,000 | 27 | 70 | 4,600 | 1,800 | D:B | 2014 | 2014 | 125,000 |
| 170 | Haiti | Port-au-Prince | 2,900,000 | 103 | 267 | 28,200 | 10,900 | C:B | 2019 | 2015 | 2,625,000 |
| 497 | Honduras | San Pedro Sula | 1,075,000 | 62 | 161 | 17,300 | 6,700 | C:B | 2019 | 2013 | 900,000 |
| 412 | Honduras | Tegucigalpa | 1,280,000 | 57 | 148 | 22,500 | 8,700 | C:B | 2019 | 2013 | 1,075,000 |
| 206 | Hungary | Budapest | 2,520,000 | 375 | 971 | 6,700 | 2,600 | C:B | 2019 | 2015 | 2,500,000 |
| | Hungary | Debrecen | 200,000 | 26 | 67 | 7,700 | 3,000 | C:B | 2015 | 2015 | 200,000 |
| | Iceland | Reykjavik | 185,000 | 31 | 80 | 6,000 | 2,300 | D:B | 2014 | 2014 | 185,000 |
| 742 | India | Agartala, TR | 725,000 | 30 | 78 | 24,200 | 9,300 | A:B | 2019 | 2011 | 550,000 |
| 253 | India | Agra, UP | 2,105,000 | 65 | 168 | 32,400 | 12,500 | A:B | 2019 | 2011 | 1,746,000 |
| 49 | India | Ahmadabad, GJ | 7,715,000 | 135 | 350 | 57,100 | 22,100 | A:B | 2019 | 2011 | 6,352,000 |
| 881 | India | Ajmer, RJ | 615,000 | 28 | 73 | 22,000 | 8,500 | A:B | 2019 | 2011 | 551,000 |
| | India | Akola, MH | 470,000 | 20 | 52 | 23,500 | 9,100 | A:B | 2019 | 2011 | 435,000 |
| 464 | India | Aligarh, UP | 1,140,000 | 36 | 93 | 31,700 | 12,200 | A:B | 2019 | 2011 | 910,000 |
| 384 | India | Allahabad, UP | 1,385,000 | 48 | 124 | 28,900 | 11,100 | A:B | 2019 | 2011 | 1,217,000 |
| 717 | India | Amravati, MH | 740,000 | 26 | 67 | 28,500 | 11,000 | A:B | 2019 | 2011 | 647,000 |
| 393 | India | Amritsar, PB | 1,360,000 | 59 | 153 | 23,100 | 8,900 | A:B | 2019 | 2011 | 1,185,000 |
| 375 | India | Asansol, WB | 1,415,000 | 25 | 65 | 56,600 | 21,900 | A:B | 2019 | 2011 | 1,243,000 |
| 363 | India | Aurangabad, MH | 1,470,000 | 36 | 93 | 40,800 | 15,800 | A:B | 2019 | 2011 | 1,189,000 |
| 32 | India | Bangalore, KA | 11,250,000 | 450 | 1,166 | 25,000 | 9,700 | A:B | 2019 | 2011 | 8,499,000 |
| 441 | India | Bareilly, UP | 1,195,000 | 32 | 83 | 37,300 | 14,400 | A:B | 2019 | 2011 | 980,000 |
| 760 | India | Belgaum, KA | 710,000 | 28 | 73 | 25,400 | 9,800 | A:B | 2019 | 2011 | 610,000 |
| | India | Bhagalpur, BR | 470,000 | 14 | 36 | 33,600 | 13,000 | A:B | 2019 | 2011 | 410,000 |
| 781 | India | Bhavnagar, GJ | 695,000 | 25 | 65 | 27,800 | 10,700 | A:B | 2019 | 2011 | 606,000 |
| 230 | India | Bhopal, MP | 2,285,000 | 70 | 181 | 32,600 | 12,600 | A:B | 2019 | 2011 | 1,883,000 |
| 485 | India | Bhubaneswar, OR | 1,095,000 | 54 | 140 | 20,300 | 7,800 | A:B | 2019 | 2011 | 882,000 |
| 699 | India | Bikaner, RJ | 760,000 | 25 | 65 | 30,400 | 11,700 | A:B | 2019 | 2011 | 648,000 |
| 955 | India | Bilaspur, CH | 565,000 | 22 | 57 | 25,700 | 9,900 | A:B | 2019 | 2011 | 453,000 |
| 852 | India | Bokaro Steel City, JH | 630,000 | 19 | 49 | 33,200 | 12,800 | A:B | 2019 | 2011 | 563,000 |
| 443 | India | Chandigarh, CH-HR-PB | 1,190,000 | 100 | 259 | 11,900 | 4,600 | A:B | 2019 | 2011 | 1,026,000 |
| 37 | India | Chennai, TN | 10,560,000 | 405 | 1,049 | 26,100 | 10,100 | A:B | 2019 | 2011 | 8,696,000 |
| 813 | India | Cherthala, KL | 665,000 | 20 | 52 | 33,300 | 12,800 | A:B | 2019 | 2011 | 455,000 |
| 195 | India | Coimbatore, TN | 2,660,000 | 110 | 285 | 24,200 | 9,300 | A:B | 2019 | 2011 | 2,151,000 |
| 717 | India | Cuttack, OR | 740,000 | 20 | 52 | 37,000 | 14,300 | A:B | 2019 | 2011 | 659,000 |
| 1063 | India | Davanagere, KT | 505,000 | 16 | 41 | 31,600 | 12,200 | A:B | 2019 | 2011 | 435,000 |
| 610 | India | Dehradun, UK | 880,000 | 55 | 142 | 16,000 | 6,200 | A:B | 2019 | 2011 | 714,000 |
| 3 | India | Delhi, DL-UP-HR | 28,125,000 | 865 | 2,240 | 32,500 | 12,600 | A:B | 2019 | 2011 | 22,250,000 |
| 397 | India | Dhanbad, JH | 1,335,000 | 39 | 101 | 34,200 | 13,200 | A:B | 2019 | 2011 | 1,195,000 |

| | | | | | | | | | | | |
|------|-------|----------------------|------------|-----|-------|--------|--------|-----|------|------|------------|
| 813 | India | Durgapur, WB | 665,000 | 50 | 130 | 13,300 | 5,100 | A:B | 2019 | 2011 | 581,000 |
| 407 | India | Durg-Bhilainagar, CH | 1,315,000 | 50 | 130 | 26,300 | 10,200 | A:B | 2019 | 2011 | 1,164,000 |
| 881 | India | Erode, TN | 615,000 | 20 | 52 | 30,800 | 11,900 | A:B | 2019 | 2011 | 520,000 |
| 843 | India | Firozabad, UP | 635,000 | 11 | 28 | 57,700 | 22,300 | A:B | 2019 | 2011 | 500,000 |
| 998 | India | Gaya, BR | 545,000 | 12 | 31 | 45,400 | 17,500 | A:B | 2019 | 2011 | 470,000 |
| 691 | India | Gorakhpur, UP | 765,000 | 21 | 54 | 36,400 | 14,100 | A:B | 2019 | 2011 | 693,000 |
| 836 | India | Gulbarga, KA | 645,000 | 15 | 39 | 43,000 | 16,600 | A:B | 2019 | 2011 | 540,000 |
| 645 | India | Guntur, AP | 820,000 | 22 | 57 | 37,300 | 14,400 | A:B | 2019 | 2011 | 674,000 |
| 477 | India | Guwahati, AS | 1,110,000 | 75 | 194 | 14,800 | 5,700 | A:B | 2019 | 2011 | 969,000 |
| 401 | India | Gwalior, MP | 1,325,000 | 39 | 101 | 34,000 | 13,100 | A:B | 2019 | 2011 | 1,102,000 |
| 820 | India | Hubli, KL | 660,000 | 20 | 52 | 33,000 | 12,700 | F:B | 2019 | 2011 | 570,000 |
| 39 | India | Hyderabad, TL | 9,580,000 | 475 | 1,230 | 20,200 | 7,800 | A:B | 2019 | 2011 | 7,749,000 |
| 1022 | India | Imphal, MN | 530,000 | 25 | 65 | 21,200 | 8,200 | A:B | 2019 | 2011 | 414,000 |
| 182 | India | Indore, MP | 2,795,000 | 105 | 272 | 26,600 | 10,300 | A:B | 2019 | 2011 | 2,167,000 |
| 371 | India | Jabalpur, MP | 1,440,000 | 46 | 119 | 31,300 | 12,100 | A:B | 2019 | 2011 | 1,268,000 |
| 120 | India | Jaipur, RJ | 3,745,000 | 195 | 505 | 19,200 | 7,400 | C:B | 2019 | 2011 | 3,060,000 |
| 520 | India | Jalandhar, PB | 1,025,000 | 55 | 142 | 18,600 | 7,200 | A:B | 2019 | 2011 | 874,000 |
| 998 | India | Jalgaon, MH | 545,000 | 15 | 39 | 36,300 | 14,000 | A:B | 2019 | 2011 | 460,000 |
| 760 | India | Jammu, JK | 710,000 | 27 | 70 | 26,300 | 10,200 | A:B | 2019 | 2011 | 652,000 |
| 827 | India | Jamnagar, GJ | 655,000 | 18 | 47 | 36,400 | 14,000 | A:B | 2019 | 2011 | 600,000 |
| 344 | India | Jamshedpur, JH | 1,560,000 | 59 | 153 | 26,400 | 10,200 | A:B | 2019 | 2011 | 1,337,000 |
| 843 | India | Jhansi, UP | 635,000 | 16 | 41 | 39,700 | 15,300 | A:B | 2019 | 2011 | 550,000 |
| 380 | India | Jodhpur, RJ | 1,400,000 | 90 | 233 | 15,600 | 6,000 | A:B | 2019 | 2011 | 1,138,000 |
| 1063 | India | Kakinada, AP | 505,000 | 24 | 62 | 21,000 | 8,100 | A:B | 2019 | 2011 | 442,000 |
| 261 | India | Kannur, KL | 2,050,000 | 220 | 570 | 9,300 | 3,600 | A:B | 2019 | 2011 | 1,643,000 |
| 156 | India | Kanpur, UP | 3,175,000 | 80 | 207 | 39,700 | 15,300 | A:B | 2019 | 2011 | 2,920,000 |
| 887 | India | Kayamkulam, KL | 610,000 | 16 | 41 | 38,100 | 14,700 | A:B | 2019 | 2011 | 427,000 |
| 179 | India | Kochi, KL | 2,810,000 | 170 | 440 | 16,500 | 6,400 | A:B | 2019 | 2011 | 2,118,000 |
| 860 | India | Kolhapur, MAH | 625,000 | 24 | 62 | 26,000 | 10,100 | A:B | 2019 | 2011 | 562,000 |
| 19 | India | Kolkata, WB | 15,215,000 | 520 | 1,347 | 29,300 | 11,300 | A:B | 2019 | 2011 | 14,113,000 |
| 333 | India | Kollam, KL | 1,610,000 | 70 | 181 | 23,000 | 8,900 | A:B | 2019 | 2011 | 1,110,000 |
| 458 | India | Kota, RJ | 1,155,000 | 50 | 130 | 23,100 | 8,900 | C:B | 2019 | 2011 | 900,000 |
| 161 | India | Kozhikode, KL | 3,045,000 | 200 | 518 | 15,200 | 5,900 | A:B | 2019 | 2011 | 2,030,000 |
| 887 | India | Kurnool, AP | 610,000 | 15 | 39 | 40,700 | 15,700 | A:B | 2019 | 2011 | 478,000 |
| 135 | India | Lucknow, UP | 3,520,000 | 140 | 363 | 25,100 | 9,700 | A:B | 2019 | 2011 | 2,901,000 |
| 287 | India | Ludhiana, PB | 1,835,000 | 80 | 207 | 22,900 | 8,900 | A:B | 2019 | 2011 | 1,613,000 |
| 317 | India | Madurai, TN | 1,695,000 | 58 | 150 | 29,200 | 11,300 | A:B | 2019 | 2011 | 1,462,000 |
| 183 | India | Malappuram, KL | 2,770,000 | 125 | 324 | 22,200 | 8,600 | A:B | 2019 | 2011 | 1,698,000 |
| 786 | India | Malegaon, MH | 690,000 | 12 | 31 | 57,500 | 22,200 | A:B | 2019 | 2011 | 576,000 |
| 768 | India | Mangalore, KA | 705,000 | 60 | 155 | 11,800 | 4,500 | A:B | 2019 | 2011 | 620,000 |
| 964 | India | Mathura, UP | 560,000 | 18 | 47 | 31,100 | 12,000 | A:B | 2019 | 2011 | 455,000 |
| 322 | India | Meerut, UP | 1,665,000 | 62 | 161 | 26,900 | 10,400 | A:B | 2019 | 2011 | 1,425,000 |

| | | | | | | | | | | | |
|------|-----------|------------------------|------------|-----|-----|--------|--------|-----|------|------|------------|
| 472 | India | Moradabad, UP | 1,125,000 | 20 | 52 | 56,300 | 21,700 | A:B | 2019 | 2011 | 890,000 |
| 6 | India | Mumbai, MH | 23,645,000 | 340 | 881 | 69,500 | 26,900 | C:B | 2019 | 2011 | 20,750,000 |
| 827 | India | Muzaffarnagar, UP | 655,000 | 11 | 28 | 59,500 | 23,000 | A:B | 2019 | 2011 | 495,000 |
| 451 | India | Mysore, KA | 1,170,000 | 57 | 148 | 20,500 | 7,900 | A:B | 2019 | 2011 | 988,000 |
| 173 | India | Nagpur, MH | 2,860,000 | 105 | 272 | 27,200 | 10,500 | A:B | 2019 | 2011 | 2,498,000 |
| 900 | India | Nanded Waghala, MH | 605,000 | 17 | 44 | 35,600 | 13,700 | A:B | 2019 | 2011 | 500,000 |
| 272 | India | Nashik, MH | 1,950,000 | 52 | 135 | 37,500 | 14,500 | A:B | 2019 | 2011 | 1,563,000 |
| 760 | India | Nellore, AP | 710,000 | 20 | 52 | 35,500 | 13,700 | A:B | 2019 | 2011 | 564,000 |
| 1033 | India | Panipat, HR | 525,000 | 25 | 65 | 21,000 | 8,100 | A:B | 2019 | 2011 | 442,000 |
| 964 | India | Patiala, HR | 560,000 | 35 | 91 | 16,000 | 6,200 | A:B | 2019 | 2011 | 445,000 |
| 214 | India | Patna, BR | 2,385,000 | 55 | 142 | 43,400 | 16,700 | A:B | 2019 | 2011 | 2,047,000 |
| 665 | India | Puducherry, PY | 795,000 | 32 | 83 | 24,800 | 9,600 | A:B | 2019 | 2011 | 654,000 |
| 67 | India | Pune, MH | 6,265,000 | 225 | 583 | 27,800 | 10,800 | A:B | 2019 | 2011 | 5,050,000 |
| 357 | India | Raipur, CH | 1,495,000 | 55 | 142 | 27,200 | 10,500 | A:B | 2019 | 2011 | 1,123,000 |
| 1009 | India | Rajahmundry, AP | 540,000 | 21 | 54 | 25,700 | 9,900 | A:B | 2019 | 2011 | 475,000 |
| 302 | India | Rajkot, GJ | 1,760,000 | 39 | 101 | 45,100 | 17,400 | A:B | 2019 | 2011 | 1,390,000 |
| 387 | India | Ranchi, JH | 1,375,000 | 54 | 140 | 25,500 | 9,800 | A:B | 2019 | 2011 | 1,127,000 |
| 874 | India | Raurkela, OR | 620,000 | 33 | 85 | 18,800 | 7,300 | A:B | 2019 | 2011 | 553,000 |
| 589 | India | Saharanpur, UP | 910,000 | 21 | 54 | 43,300 | 16,700 | A:B | 2019 | 2011 | 675,000 |
| 494 | India | Salem, TN | 1,080,000 | 41 | 106 | 26,300 | 10,200 | A:B | 2019 | 2011 | 919,000 |
| 938 | India | Sangali, MH | 580,000 | 18 | 47 | 32,200 | 12,400 | A:B | 2019 | 2011 | 514,000 |
| 577 | India | Siliguri, WB | 925,000 | 17 | 44 | 54,400 | 21,000 | A:B | 2019 | 2011 | 700,000 |
| 515 | India | Solapur, MH | 1,040,000 | 25 | 65 | 41,600 | 16,100 | A:B | 2019 | 2011 | 951,000 |
| 350 | India | Srinagar, JK | 1,535,000 | 67 | 174 | 22,900 | 8,800 | A:B | 2019 | 2011 | 1,273,000 |
| 64 | India | Surat, GJ | 6,385,000 | 90 | 233 | 70,900 | 27,400 | A:B | 2019 | 2011 | 4,585,000 |
| 223 | India | Thiruvananthapuram, KL | 2,325,000 | 120 | 311 | 19,400 | 7,500 | A:B | 2019 | 2011 | 1,687,000 |
| 1042 | India | Thoothukkudi, TN | 520,000 | 50 | 130 | 10,400 | 4,000 | A:B | 2019 | 2011 | 410,000 |
| 193 | India | Thrissur, KL | 2,670,000 | 140 | 363 | 19,100 | 7,400 | A:B | 2019 | 2011 | 1,854,000 |
| 458 | India | Tiruchirappalli, TN | 1,155,000 | 33 | 85 | 35,000 | 13,500 | A:B | 2019 | 2011 | 1,022,000 |
| 910 | India | Tirunelveli, TN | 600,000 | 29 | 75 | 20,700 | 8,000 | A:B | 2019 | 2011 | 530,000 |
| 881 | India | Tirupati, AP | 615,000 | 23 | 60 | 26,700 | 10,300 | A:B | 2019 | 2011 | 460,000 |
| 397 | India | Tiruppur, TN | 1,335,000 | 40 | 104 | 33,400 | 12,900 | A:B | 2019 | 2011 | 963,000 |
| 979 | India | Udaipur, RJ | 555,000 | 28 | 73 | 19,800 | 7,700 | A:B | 2019 | 2011 | 475,000 |
| 938 | India | Ujjain, MP | 580,000 | 16 | 41 | 36,300 | 14,000 | A:B | 2019 | 2011 | 500,000 |
| 247 | India | Vadodara, GJ | 2,130,000 | 72 | 186 | 29,600 | 11,400 | A:B | 2019 | 2011 | 1,817,000 |
| 324 | India | Varanasi, UP | 1,645,000 | 65 | 168 | 25,300 | 9,800 | A:B | 2019 | 2011 | 1,435,000 |
| 979 | India | Vellore, TN | 555,000 | 19 | 49 | 29,200 | 11,300 | A:B | 2019 | 2011 | 482,000 |
| 276 | India | Vijayawada, AP | 1,915,000 | 35 | 91 | 54,700 | 21,100 | A:B | 2019 | 2011 | 1,491,000 |
| 274 | India | Visakhapatnam, AP | 1,935,000 | 121 | 313 | 16,000 | 6,200 | C:B | 2019 | 2011 | 1,600,000 |
| 577 | India | Warangal, AP | 925,000 | 34 | 88 | 27,200 | 10,500 | A:B | 2019 | 2011 | 760,000 |
| 843 | Indonesia | Balikpapan | 635,000 | 48 | 124 | 13,200 | 5,100 | C:B | 2019 | 2010 | 530,000 |
| | Indonesia | Banda Aceh | 200,000 | 18 | 47 | 11,100 | 4,300 | C:B | 2010 | 2010 | 200,000 |

| | | | | | | | | | | | |
|------|-----------|----------------|------------|-------|-------|--------|--------|-----|------|------|------------|
| 535 | Indonesia | Bandar Lampung | 995,000 | 41 | 106 | 24,300 | 9,400 | C:B | 2019 | 2010 | 825,000 |
| 74 | Indonesia | Bandung | 5,825,000 | 215 | 557 | 27,100 | 10,500 | C:B | 2019 | 2010 | 5,300,000 |
| 781 | Indonesia | Banjarmasin | 695,000 | 25 | 65 | 27,800 | 10,700 | C:B | 2019 | 2010 | 600,000 |
| 444 | Indonesia | Batam | 1,185,000 | 90 | 233 | 13,200 | 5,100 | C:B | 2019 | 2010 | 800,000 |
| 444 | Indonesia | Cirebon | 1,185,000 | 41 | 106 | 28,900 | 11,200 | C:B | 2019 | 2010 | 1,075,000 |
| 1042 | Indonesia | Cliegon | 520,000 | 47 | 122 | 11,100 | 4,300 | C:B | 2019 | 2010 | 475,000 |
| 506 | Indonesia | Denpasar | 1,065,000 | 69 | 179 | 15,400 | 6,000 | C:B | 2019 | 2010 | 875,000 |
| 2 | Indonesia | Jakarta | 34,365,000 | 1,300 | 3,367 | 26,400 | 10,200 | C:B | 2019 | 2015 | 31,850,000 |
| 928 | Indonesia | Jambi | 585,000 | 30 | 78 | 19,500 | 7,500 | C:B | 2019 | 2010 | 500,000 |
| 347 | Indonesia | Makassar | 1,555,000 | 69 | 179 | 22,500 | 8,700 | C:B | 2019 | 2010 | 1,325,000 |
| 422 | Indonesia | Malang | 1,265,000 | 95 | 246 | 13,300 | 5,100 | C:B | 2019 | 2010 | 1,150,000 |
| 146 | Indonesia | Medan | 3,400,000 | 185 | 479 | 18,400 | 7,100 | C:B | 2019 | 2010 | 3,025,000 |
| 572 | Indonesia | Padang | 930,000 | 39 | 101 | 23,800 | 9,200 | C:B | 2019 | 2010 | 800,000 |
| 328 | Indonesia | Palembang | 1,640,000 | 85 | 220 | 19,300 | 7,400 | C:B | 2019 | 2010 | 1,400,000 |
| 431 | Indonesia | Pekan Baru | 1,225,000 | 92 | 238 | 13,300 | 5,100 | D:B | 2019 | 2015 | 1,100,000 |
| 836 | Indonesia | Pontianak | 645,000 | 24 | 62 | 26,900 | 10,400 | D:B | 2019 | 2015 | 600,000 |
| 589 | Indonesia | Samarinda | 910,000 | 40 | 104 | 22,800 | 8,800 | C:B | 2019 | 2010 | 700,000 |
| 304 | Indonesia | Semarang | 1,755,000 | 105 | 272 | 16,700 | 6,500 | D:B | 2019 | 2015 | 1,630,000 |
| 945 | Indonesia | Serang | 575,000 | 25 | 65 | 23,000 | 8,900 | C:B | 2019 | 2010 | 525,000 |
| 99 | Indonesia | Surabaya | 4,360,000 | 350 | 907 | 12,500 | 4,800 | C:B | 2019 | 2010 | 4,000,000 |
| 385 | Indonesia | Surakarta | 1,380,000 | 80 | 207 | 17,300 | 6,700 | C:B | 2019 | 2010 | 1,275,000 |
| 566 | Indonesia | Tasikmalaya | 940,000 | 24 | 62 | 39,200 | 15,100 | C:B | 2019 | 2010 | 600,000 |
| 263 | Indonesia | Yogyakarta | 2,045,000 | 90 | 233 | 22,700 | 8,800 | C:B | 2019 | 2010 | 1,800,000 |
| 399 | Iran | Ahvaz | 1,330,000 | 90 | 233 | 14,800 | 5,700 | C:B | 2019 | 2011 | 1,200,000 |
| 998 | Iran | Arak | 545,000 | 31 | 80 | 17,600 | 6,800 | C:B | 2019 | 2013 | 500,000 |
| 979 | Iran | Ardabil | 555,000 | 24 | 62 | 23,100 | 8,900 | C:B | 2019 | 2013 | 500,000 |
| 198 | Iran | Esfahan | 2,610,000 | 135 | 350 | 19,300 | 7,500 | C:B | 2019 | 2011 | 2,225,000 |
| 928 | Iran | Hamadan | 585,000 | 22 | 57 | 26,600 | 10,300 | D:B | 2019 | 2015 | 560,000 |
| 950 | Iran | Kerman | 570,000 | 55 | 142 | 10,400 | 4,000 | C:B | 2019 | 2011 | 550,000 |
| 545 | Iran | Kermanshah | 980,000 | 40 | 104 | 24,500 | 9,500 | C:B | 2019 | 2011 | 840,000 |
| 145 | Iran | Mashhad | 3,420,000 | 115 | 298 | 29,700 | 11,500 | C:B | 2019 | 2011 | 3,000,000 |
| 463 | Iran | Qom | 1,145,000 | 45 | 117 | 25,400 | 9,800 | C:B | 2019 | 2011 | 1,000,000 |
| 900 | Iran | Rasht | 605,000 | 24 | 62 | 25,200 | 9,700 | C:B | 2019 | 2011 | 550,000 |
| 286 | Iran | Shiraz | 1,840,000 | 95 | 246 | 19,400 | 7,500 | C:B | 2019 | 2011 | 1,650,000 |
| 311 | Iran | Tabriz | 1,725,000 | 65 | 168 | 26,500 | 10,200 | C:B | 2019 | 2011 | 1,600,000 |
| 22 | Iran | Tehran | 14,410,000 | 650 | 1,684 | 22,200 | 8,600 | C:B | 2019 | 2011 | 13,000,000 |
| 673 | Iran | Urmia | 785,000 | 34 | 88 | 23,100 | 8,900 | D:B | 2019 | 2015 | 730,000 |
| 820 | Iran | Yazd | 660,000 | 80 | 207 | 8,300 | 3,200 | C:B | 2019 | 2013 | 600,000 |
| 887 | Iran | Zahedan | 610,000 | 35 | 91 | 17,400 | 6,700 | C:B | 2019 | 2011 | 560,000 |
| 53 | Iraq | Baghdad | 7,315,000 | 260 | 673 | 28,100 | 10,900 | D:B | 2019 | 2015 | 6,625,000 |
| 488 | Iraq | Basra | 1,090,000 | 38 | 98 | 28,700 | 11,100 | D:B | 2019 | 2015 | 1,000,000 |
| 1009 | Iraq | Hillah | 540,000 | 19 | 49 | 28,400 | 11,000 | D:B | 2019 | 2015 | 500,000 |

| | | | | | | | | | | | |
|------|---------|-------------|-----------|-----|-------|--------|--------|-----|------|------|-----------|
| 427 | Iraq | Irbil | 1,235,000 | 29 | 75 | 42,600 | 16,400 | D:B | 2019 | 2015 | 1,150,000 |
| 737 | Iraq | Karbala | 730,000 | 23 | 60 | 31,700 | 12,300 | D:B | 2019 | 2015 | 680,000 |
| 776 | Iraq | Kirkuk | 700,000 | 32 | 83 | 21,900 | 8,400 | D:B | 2019 | 2015 | 650,000 |
| 278 | Iraq | Mosul | 1,905,000 | 68 | 176 | 28,000 | 10,800 | D:B | 2019 | 2015 | 1,675,000 |
| 535 | Iraq | Najaf | 995,000 | 34 | 88 | 29,300 | 11,300 | D:B | 2019 | 2015 | 880,000 |
| 964 | Iraq | Nasiriyah | 560,000 | 22 | 57 | 25,500 | 9,800 | D:B | 2019 | 2015 | 500,000 |
| 477 | Iraq | Sulaimaniya | 1,110,000 | 30 | 78 | 37,000 | 14,300 | D:B | 2019 | 2015 | 1,000,000 |
| 433 | Ireland | Dublin | 1,215,000 | 123 | 318 | 9,000 | 3,500 | A:A | 2019 | 2011 | 1,110,000 |
| 910 | Israel | Beer Sheba | 600,000 | 21 | 54 | 28,600 | 11,000 | D:B | 2019 | 2015 | 570,000 |
| 468 | Israel | Haifa | 1,130,000 | 55 | 142 | 20,500 | 7,900 | D:B | 2019 | 2015 | 1,090,000 |
| 605 | Israel | Jerusalem | 890,000 | 90 | 233 | 9,900 | 3,800 | D:B | 2019 | 2015 | 840,000 |
| 130 | Israel | Tel Aviv | 3,590,000 | 220 | 570 | 16,300 | 6,300 | C:B | 2019 | 2015 | 3,300,000 |
| | Italy | Bari | 455,000 | 45 | 117 | 10,100 | 3,900 | C:B | 2019 | 2010 | 450,000 |
| 615 | Italy | Bergamo | 870,000 | 100 | 259 | 8,700 | 3,400 | D:B | 2019 | 2015 | 840,000 |
| 1022 | Italy | Bologna | 530,000 | 60 | 155 | 8,800 | 3,400 | C:B | 2019 | 2010 | 510,000 |
| 742 | Italy | Catania | 725,000 | 95 | 246 | 7,600 | 2,900 | C:B | 2019 | 2010 | 720,000 |
| 638 | Italy | Florence | 835,000 | 85 | 220 | 9,800 | 3,800 | C:B | 2019 | 2010 | 821,000 |
| 887 | Italy | Genoa | 610,000 | 30 | 78 | 20,300 | 7,900 | C:B | 2019 | 2010 | 625,000 |
| 82 | Italy | Milan | 5,295,000 | 730 | 1,891 | 7,300 | 2,800 | C:B | 2019 | 2010 | 5,200,000 |
| 125 | Italy | Naples | 3,690,000 | 395 | 1,023 | 9,300 | 3,600 | C:B | 2019 | 2010 | 3,725,000 |
| 881 | Italy | Padova | 615,000 | 72 | 186 | 8,500 | 3,300 | D:B | 2019 | 2015 | 600,000 |
| 737 | Italy | Palermo | 730,000 | 68 | 176 | 10,700 | 4,100 | C:B | 2019 | 2010 | 730,000 |
| 110 | Italy | Rome | 3,995,000 | 430 | 1,114 | 9,300 | 3,600 | C:B | 2019 | 2010 | 3,800,000 |
| 352 | Italy | Turin | 1,530,000 | 145 | 376 | 10,600 | 4,100 | C:B | 2019 | 2010 | 1,500,000 |
| | Italy | Venice | 430,000 | 50 | 130 | 8,600 | 3,300 | C:B | 2019 | 2010 | 420,000 |
| | Italy | Verona | 420,000 | 65 | 168 | 6,500 | 2,500 | C:B | 2019 | 2010 | 400,000 |
| 928 | Jamaica | Kingston | 585,000 | 40 | 104 | 14,600 | 5,600 | D:B | 2019 | 2015 | 580,000 |
| | Japan | Akita | 300,000 | 38 | 98 | 7,900 | 3,000 | C:B | 2010 | 2010 | 300,000 |
| | Japan | Asahikawa | 305,000 | 34 | 88 | 9,000 | 3,500 | C:B | 2019 | 2015 | 310,000 |
| 703 | Japan | Fuji | 755,000 | 130 | 337 | 5,800 | 2,200 | C:B | 2019 | 2015 | 750,000 |
| 206 | Japan | Fukuoka | 2,480,000 | 195 | 505 | 12,700 | 4,900 | C:B | 2019 | 2015 | 2,500,000 |
| | Japan | Fukuyama | 455,000 | 65 | 168 | 7,000 | 2,700 | C:B | 2019 | 2010 | 450,000 |
| | Japan | Hakodate | 280,000 | 23 | 60 | 12,200 | 4,700 | C:B | 2010 | 2010 | 280,000 |
| 554 | Japan | Hamamatsu | 960,000 | 83 | 215 | 11,600 | 4,500 | C:B | 2019 | 2010 | 1,000,000 |
| 388 | Japan | Hiroshima | 1,370,000 | 90 | 233 | 15,200 | 5,900 | C:B | 2019 | 2015 | 1,350,000 |
| 936 | Japan | Kagoshima | 580,000 | 46 | 119 | 12,600 | 4,900 | C:B | 2019 | 2015 | 580,000 |
| 1038 | Japan | Kanazawa | 520,000 | 53 | 137 | 9,800 | 3,800 | C:B | 2019 | 2015 | 510,000 |
| 300 | Japan | Kitakyushu | 1,760,000 | 225 | 583 | 7,800 | 3,000 | C:B | 2019 | 2015 | 1,775,000 |
| | Japan | Kochi | 425,000 | 55 | 142 | 7,700 | 3,000 | C:B | 2019 | 2015 | 425,000 |
| 755 | Japan | Kumamoto | 715,000 | 50 | 130 | 14,300 | 5,500 | C:B | 2019 | 2010 | 675,000 |
| | Japan | Kurashiki | 400,000 | 50 | 130 | 8,000 | 3,100 | C:B | 2010 | 2010 | 400,000 |
| | Japan | Kurume | 410,000 | 50 | 130 | 8,200 | 3,200 | C:B | 2010 | 2010 | 410,000 |

| | | | | | | | | | | | |
|------|------------|------------------|------------|-------|-------|--------|--------|-----|------|------|------------|
| 984 | Japan | Matsuyama | 550,000 | 45 | 117 | 12,200 | 4,700 | C:B | 2019 | 2015 | 540,000 |
| 825 | Japan | Mito | 655,000 | 125 | 324 | 5,200 | 2,000 | C:B | 2019 | 2015 | 650,000 |
| | Japan | Morioka | 325,000 | 25 | 65 | 13,000 | 5,000 | C:B | 2010 | 2010 | 325,000 |
| | Japan | Myazaki | 350,000 | 35 | 91 | 10,000 | 3,900 | C:B | 2010 | 2010 | 350,000 |
| 766 | Japan | Nagano | 705,000 | 110 | 285 | 6,400 | 2,500 | C:B | 2019 | 2015 | 700,000 |
| | Japan | Nagasaki | 405,000 | 30 | 78 | 13,500 | 5,200 | C:B | 2019 | 2010 | 430,000 |
| 38 | Japan | Nagoya | 10,240,000 | 1,430 | 3,704 | 7,200 | 2,800 | C:B | 2019 | 2015 | 10,100,000 |
| 473 | Japan | Naha | 1,115,000 | 120 | 311 | 9,300 | 3,600 | C:B | 2019 | 2015 | 1,100,000 |
| 622 | Japan | Niigata | 855,000 | 99 | 256 | 8,600 | 3,300 | C:B | 2019 | 2015 | 850,000 |
| | Japan | Oita | 430,000 | 57 | 148 | 7,500 | 2,900 | C:B | 2019 | 2015 | 425,000 |
| 774 | Japan | Okayama | 700,000 | 75 | 194 | 9,300 | 3,600 | C:B | 2019 | 2015 | 675,000 |
| 14 | Japan | Osaka-Kobe-Kyoto | 17,150,000 | 1,160 | 3,004 | 14,800 | 5,700 | C:B | 2019 | 2015 | 16,800,000 |
| 725 | Japan | Otsu | 735,000 | 90 | 233 | 8,200 | 3,200 | C:B | 2019 | 2015 | 725,000 |
| 225 | Japan | Sapporo | 2,310,000 | 210 | 544 | 11,000 | 4,200 | C:B | 2019 | 2015 | 2,325,000 |
| 392 | Japan | Sendai | 1,355,000 | 115 | 298 | 11,800 | 4,500 | C:B | 2019 | 2015 | 1,400,000 |
| 804 | Japan | Shizuoka | 670,000 | 70 | 181 | 9,600 | 3,700 | C:B | 2019 | 2010 | 700,000 |
| 1 | Japan | Tokyo-Yokohama | 38,505,000 | 3,175 | 8,223 | 12,100 | 4,700 | C:B | 2019 | 2015 | 37,900,000 |
| | Japan | Toyama | 315,000 | 34 | 88 | 9,300 | 3,600 | C:B | 2010 | 2010 | 315,000 |
| | Japan | Wakayama | 430,000 | 35 | 91 | 12,300 | 4,700 | C:B | 2010 | 2010 | 430,000 |
| | Japan | Yamagata | 325,000 | 40 | 104 | 8,100 | 3,100 | C:B | 2010 | 2010 | 325,000 |
| | Japan | Yamaguchi | 475,000 | 110 | 285 | 4,300 | 1,700 | C:B | 2010 | 2010 | 475,000 |
| 80 | Jordan | Amman | 5,455,000 | 330 | 855 | 16,500 | 6,400 | C:B | 2019 | 2015 | 4,950,000 |
| 717 | Jordan | Irbid | 740,000 | 80 | 207 | 9,300 | 3,600 | C:B | 2019 | 2015 | 700,000 |
| 320 | Kazakhstan | Almaty | 1,670,000 | 205 | 531 | 8,100 | 3,100 | C:B | 2019 | 2009 | 1,360,000 |
| 577 | Kazakhstan | Astana | 925,000 | 70 | 181 | 13,200 | 5,100 | C:B | 2019 | 2009 | 610,000 |
| 1055 | Kazakhstan | Karagandy | 510,000 | 113 | 293 | 4,500 | 1,700 | D:B | 2019 | 2015 | 500,000 |
| 638 | Kazakhstan | Shimkent | 835,000 | 150 | 389 | 5,600 | 2,100 | D:B | 2019 | 2015 | 725,000 |
| | Kazakhstan | Temertau | 150,000 | 18 | 47 | 8,300 | 3,200 | C:B | 2004 | 2004 | 150,000 |
| 412 | Kenya | Mombasa | 1,280,000 | 33 | 85 | 38,800 | 15,000 | D:B | 2019 | 2010 | 940,000 |
| 71 | Kenya | Nairobi | 5,970,000 | 320 | 829 | 18,700 | 7,200 | C:B | 2019 | 2009 | 4,050,000 |
| 93 | Kuwait | Kuwait | 4,600,000 | 275 | 712 | 16,700 | 6,500 | C:B | 2019 | 2012 | 3,775,000 |
| 577 | Kyrgyzstan | Bishkek | 925,000 | 100 | 259 | 9,300 | 3,600 | D:B | 2019 | 2015 | 850,000 |
| 515 | Laos | Vientiane | 1,040,000 | 50 | 130 | 20,800 | 8,000 | D:B | 2019 | 2015 | 975,000 |
| 887 | Latvia | Riga | 610,000 | 100 | 259 | 6,100 | 2,400 | D:B | 2019 | 2015 | 620,000 |
| 232 | Lebanon | Beirut | 2,260,000 | 260 | 673 | 8,700 | 3,400 | D:B | 2019 | 2015 | 2,200,000 |
| | Lesotho | Maseru | 200,000 | 27 | 70 | 7,400 | 2,900 | F:B | 2001 | 2001 | 200,000 |
| 334 | Liberia | Monrovia | 1,605,000 | 75 | 194 | 21,400 | 8,300 | W:B | 2019 | 2010 | 1,177,000 |
| 683 | Libya | Banghazi | 775,000 | 90 | 233 | 8,600 | 3,300 | D:B | 2019 | 2015 | 725,000 |
| 686 | Libya | Misratah | 770,000 | 85 | 220 | 9,100 | 3,500 | D:B | 2019 | 2015 | 650,000 |
| 466 | Libya | Tripoli | 1,135,000 | 190 | 492 | 6,000 | 2,300 | D:B | 2019 | 2015 | 1,110,000 |
| 1049 | Lithuania | Vilnius | 515,000 | 85 | 220 | 6,100 | 2,300 | D:B | 2019 | 2015 | 510,000 |
| | Luxembourg | Luxembourg | 100,000 | 24 | 62 | 4,200 | 1,600 | C:B | 2003 | 2003 | 100,000 |

| | | | | | | | | | | | |
|-----|------------|-----------------|------------|-----|-------|--------|--------|-----|------|------|------------|
| 986 | Macedonia | Skopje | 550,000 | 35 | 91 | 15,700 | 6,100 | C:B | 2019 | 2010 | 500,000 |
| 181 | Madagascar | Antananarivo | 2,800,000 | 75 | 194 | 37,300 | 14,400 | B:B | 2019 | 2013 | 2,100,000 |
| 589 | Malawi | Blantyre | 910,000 | 80 | 207 | 11,400 | 4,400 | D:B | 2019 | 2015 | 800,000 |
| 500 | Malawi | Lilongwe | 1,070,000 | 90 | 233 | 11,900 | 4,600 | D:B | 2019 | 2015 | 900,000 |
| 673 | Malaysia | Ipoh | 785,000 | 100 | 259 | 7,900 | 3,000 | D:B | 2019 | 2015 | 730,000 |
| 292 | Malaysia | Johor Bahru | 1,815,000 | 315 | 816 | 5,800 | 2,200 | C:B | 2019 | 2010 | 1,500,000 |
| 48 | Malaysia | Kuala Lumpur | 7,860,000 | 835 | 2,163 | 9,400 | 3,600 | C:B | 2019 | 2010 | 6,150,000 |
| 705 | Malaysia | Kuching | 755,000 | 70 | 181 | 10,800 | 4,200 | C:B | 2019 | 2010 | 650,000 |
| 363 | Malaysia | Penang | 1,470,000 | 115 | 298 | 12,800 | 4,900 | C:B | 2019 | 2010 | 1,150,000 |
| 900 | Malaysia | Seremban | 605,000 | 60 | 155 | 10,100 | 3,900 | C:B | 2019 | 2010 | 500,000 |
| | Maldives | Male | 135,000 | 2 | 6 | 58,700 | 22,700 | C:B | 2014 | 2014 | 133,000 |
| 159 | Mali | Bamako | 3,140,000 | 160 | 414 | 19,600 | 7,600 | W:B | 2019 | 2010 | 2,270,000 |
| | Mali | Timbuktu | 60,000 | 3 | 6 | 24,000 | 9,300 | W:B | 2010 | 2010 | 58,000 |
| | Malta | Valetta | 300,000 | 35 | 91 | 8,600 | 3,300 | D:B | 2005 | 2005 | 300,000 |
| 488 | Mauritania | Nouakchott | 1,090,000 | 67 | 174 | 16,300 | 6,300 | W:B | 2019 | 2010 | 744,000 |
| 671 | Mexico | Acapulco | 790,000 | 46 | 119 | 17,200 | 6,600 | C:B | 2019 | 2015 | 750,000 |
| 624 | Mexico | Aguascalientes | 855,000 | 77 | 199 | 11,100 | 4,300 | C:B | 2019 | 2015 | 800,000 |
| 673 | Mexico | Cancun | 785,000 | 77 | 199 | 10,200 | 3,900 | C:B | 2019 | 2015 | 700,000 |
| | Mexico | Celaya | 475,000 | 46 | 119 | 10,300 | 4,000 | C:B | 2019 | 2015 | 450,000 |
| 602 | Mexico | Chihuahua | 895,000 | 100 | 259 | 9,000 | 3,500 | C:B | 2019 | 2015 | 830,000 |
| 372 | Mexico | Ciudad Juarez | 1,435,000 | 140 | 363 | 10,300 | 4,000 | C:B | 2019 | 2015 | 1,360,000 |
| | Mexico | Ciudad Obregon | 360,000 | 17 | 44 | 21,200 | 8,200 | C:B | 2019 | 2015 | 330,000 |
| | Mexico | Ciudad Victoria | 350,000 | 35 | 91 | 10,000 | 3,900 | C:B | 2019 | 2015 | 330,000 |
| | Mexico | Coatzacoalcos | 315,000 | 23 | 60 | 13,700 | 5,300 | C:B | 2019 | 2005 | 260,000 |
| 611 | Mexico | Cuernavaca | 875,000 | 80 | 207 | 10,900 | 4,200 | C:B | 2019 | 2015 | 825,000 |
| 986 | Mexico | Culiacan | 550,000 | 68 | 176 | 8,100 | 3,100 | C:B | 2019 | 2015 | 510,000 |
| 964 | Mexico | Durango | 560,000 | 49 | 127 | 11,400 | 4,400 | D:B | 2019 | 2015 | 520,000 |
| 88 | Mexico | Guadalajara | 4,870,000 | 310 | 803 | 15,700 | 6,100 | C:B | 2019 | 2010 | 4,250,000 |
| 622 | Mexico | Hermosillo | 860,000 | 80 | 207 | 10,800 | 4,200 | C:B | 2019 | 2015 | 800,000 |
| 324 | Mexico | Leon | 1,645,000 | 140 | 363 | 11,800 | 4,500 | C:B | 2019 | 2015 | 1,560,000 |
| | Mexico | Matamoros | 480,000 | 43 | 111 | 11,200 | 4,300 | C:B | 2019 | 2010 | 425,000 |
| | Mexico | Mazatlan | 465,000 | 21 | 54 | 22,100 | 8,500 | C:B | 2019 | 2010 | 400,000 |
| 500 | Mexico | Merida | 1,070,000 | 95 | 246 | 11,300 | 4,300 | C:B | 2019 | 2015 | 1,000,000 |
| 532 | Mexico | Mexicali | 1,000,000 | 89 | 231 | 11,200 | 4,300 | C:B | 2019 | 2015 | 935,000 |
| 10 | Mexico | Mexico City | 20,395,000 | 915 | 2,370 | 22,300 | 8,600 | C:B | 2019 | 2010 | 19,250,000 |
| 100 | Mexico | Monterrey | 4,345,000 | 370 | 958 | 11,700 | 4,500 | C:B | 2019 | 2010 | 3,750,000 |
| 517 | Mexico | Morelia | 1,035,000 | 72 | 186 | 14,400 | 5,600 | C:B | 2019 | 2015 | 980,000 |
| | Mexico | Nogales | 200,000 | 17 | 44 | 11,800 | 4,500 | C:B | 2010 | 2010 | 200,000 |
| 916 | Mexico | Oaxaca | 595,000 | 84 | 218 | 7,100 | 2,700 | C:B | 2019 | 2015 | 560,000 |
| | Mexico | Pachuca | 460,000 | 58 | 150 | 7,900 | 3,100 | C:B | 2019 | 2015 | 425,000 |
| | Mexico | Poza Rica | 210,000 | 18 | 47 | 11,700 | 4,500 | C:B | 2019 | 2015 | 200,000 |
| 237 | Mexico | Puebla | 2,210,000 | 170 | 440 | 13,000 | 5,000 | C:B | 2019 | 2010 | 1,925,000 |

| | | | | | | | | | | | |
|------|-------------|------------------|-----------|-----|-----|--------|--------|-----|------|------|-----------|
| 497 | Mexico | Queretaro | 1,075,000 | 140 | 363 | 7,700 | 3,000 | C:B | 2019 | 2015 | 1,000,000 |
| 841 | Mexico | Reynosa | 640,000 | 70 | 181 | 9,100 | 3,500 | C:B | 2019 | 2015 | 590,000 |
| 662 | Mexico | Saltillo | 800,000 | 105 | 272 | 7,600 | 2,900 | C:B | 2019 | 2015 | 750,000 |
| 451 | Mexico | San Luis Potosí | 1,170,000 | 82 | 212 | 14,300 | 5,500 | C:B | 2019 | 2015 | 1,100,000 |
| 986 | Mexico | Tampico | 550,000 | 85 | 220 | 6,500 | 2,500 | C:B | 2019 | 2015 | 520,000 |
| 358 | Mexico | Tijuana | 1,485,000 | 160 | 414 | 9,300 | 3,600 | C:B | 2019 | 2015 | 1,380,000 |
| 254 | Mexico | Toluca | 2,070,000 | 165 | 427 | 12,500 | 4,800 | C:B | 2019 | 2015 | 1,900,000 |
| 429 | Mexico | Torreon | 1,230,000 | 95 | 246 | 12,900 | 5,000 | C:B | 2019 | 2015 | 1,150,000 |
| 860 | Mexico | Tuxtla Gutierrez | 625,000 | 54 | 140 | 11,600 | 4,500 | C:B | 2019 | 2015 | 580,000 |
| 648 | Mexico | Veracruz | 815,000 | 63 | 163 | 12,900 | 5,000 | C:B | 2019 | 2015 | 775,000 |
| 910 | Mexico | Villahermosa | 600,000 | 44 | 114 | 13,600 | 5,300 | C:B | 2019 | 2015 | 560,000 |
| 1022 | Mexico | Xalapa | 530,000 | 29 | 75 | 18,300 | 7,100 | C:B | 2019 | 2015 | 500,000 |
| 916 | Moldova | Chisinau | 595,000 | 76 | 197 | 7,800 | 3,000 | C:B | 2019 | 2004 | 675,000 |
| 409 | Mongolia | Ulaanbaatar | 1,295,000 | 120 | 311 | 10,800 | 4,200 | C:B | 2019 | 2010 | 1,050,000 |
| | Montenegro | Podgorica | 125,000 | 9 | 23 | 13,900 | 5,400 | C:B | 2003 | 2003 | 125,000 |
| 900 | Morocco | Agadir | 605,000 | 45 | 117 | 13,400 | 5,200 | C:B | 2019 | 2014 | 550,000 |
| 95 | Morocco | Casablanca | 4,490,000 | 105 | 272 | 42,800 | 16,500 | C:B | 2019 | 2014 | 4,250,000 |
| 439 | Morocco | Fez | 1,200,000 | 35 | 91 | 34,300 | 13,200 | C:B | 2019 | 2014 | 1,100,000 |
| 410 | Morocco | Marrakech | 1,290,000 | 43 | 111 | 30,000 | 11,600 | C:B | 2019 | 2014 | 1,200,000 |
| 786 | Morocco | Meknes | 690,000 | 35 | 91 | 19,700 | 7,600 | C:B | 2019 | 2014 | 650,000 |
| 254 | Morocco | Rabat | 2,070,000 | 73 | 189 | 28,400 | 10,900 | C:B | 2019 | 2014 | 1,950,000 |
| 449 | Morocco | Tanger | 1,175,000 | 37 | 96 | 31,800 | 12,300 | C:B | 2019 | 2014 | 1,000,000 |
| | Morocco | Tetouan | 490,000 | 20 | 52 | 24,500 | 9,500 | C:B | 2019 | 2014 | 450,000 |
| 191 | Mozambique | Maputo | 2,680,000 | 160 | 414 | 16,800 | 6,500 | C:B | 2019 | 2010 | 2,425,000 |
| 749 | Mozambique | Nampula | 720,000 | 25 | 65 | 28,800 | 11,100 | D:B | 2019 | 2015 | 600,000 |
| | Myanmar | Bago | 420,000 | 25 | 65 | 16,800 | 6,500 | D:B | 2019 | 2014 | 350,000 |
| 358 | Myanmar | Mandalay | 1,485,000 | 51 | 132 | 29,100 | 11,200 | C:B | 2019 | 2014 | 1,325,000 |
| | Myanmar | Nay Pyi Taw | 375,000 | 110 | 285 | 3,400 | 1,300 | D:H | 2019 | 2014 | 260,000 |
| 78 | Myanmar | Yangon | 5,585,000 | 230 | 596 | 24,300 | 9,400 | C:B | 2019 | 2014 | 5,100,000 |
| | Namibia | Windhoek | 410,000 | 41 | 106 | 10,000 | 3,900 | D:B | 2019 | 2015 | 360,000 |
| 161 | Nepal | Kathmandu | 3,045,000 | 77 | 199 | 39,500 | 15,300 | C:B | 2019 | 2011 | 2,300,000 |
| 320 | Netherlands | Amsterdam | 1,670,000 | 195 | 505 | 8,600 | 3,300 | C:B | 2019 | 2013 | 1,600,000 |
| | Netherlands | Arnhem | 250,000 | 45 | 117 | 5,600 | 2,100 | C:B | 2012 | 2012 | 250,000 |
| | Netherlands | Eindhoven | 350,000 | 59 | 153 | 5,900 | 2,300 | C:B | 2019 | 2012 | 330,000 |
| 191 | Netherlands | Rotterdam-Hague | 2,680,000 | 380 | 984 | 7,100 | 2,700 | C:B | 2019 | 2013 | 2,650,000 |
| 768 | Netherlands | Utrecht | 705,000 | 110 | 285 | 6,400 | 2,500 | C:B | 2019 | 2013 | 650,000 |
| 355 | New Zealand | Auckland | 1,525,000 | 210 | 544 | 7,300 | 2,800 | C:B | 2019 | 2014 | 1,413,000 |
| | New Zealand | Christchurch | 385,000 | 78 | 202 | 4,900 | 1,900 | C:B | 2019 | 2014 | 375,000 |
| | New Zealand | Dunedin | 115,000 | 26 | 67 | 4,400 | 1,700 | C:B | 2014 | 2014 | 116,000 |
| | New Zealand | Hamilton | 220,000 | 46 | 119 | 4,800 | 1,800 | C:B | 2014 | 2014 | 219,000 |
| | New Zealand | Wellington | 450,000 | 75 | 194 | 6,000 | 2,300 | C:B | 2019 | 2014 | 435,000 |
| 528 | Nicaragua | Managua | 1,015,000 | 85 | 220 | 11,900 | 4,600 | C:B | 2019 | 2010 | 940,000 |

| | | | | | | | | | | | |
|------|-------------|---------------|------------|-----|-------|--------|--------|-----|------|------|------------|
| 401 | Nigeria | Aba | 1,325,000 | 35 | 91 | 37,900 | 14,600 | W:B | 2019 | 2010 | 1,010,000 |
| 979 | Nigeria | Abeokuta | 555,000 | 24 | 62 | 23,100 | 8,900 | W:B | 2019 | 2010 | 460,000 |
| 189 | Nigeria | Abuja | 2,695,000 | 350 | 907 | 7,700 | 3,000 | W:B | 2019 | 2010 | 1,650,000 |
| 836 | Nigeria | Akure | 645,000 | 45 | 117 | 14,300 | 5,500 | W:B | 2019 | 2010 | 465,000 |
| 925 | Nigeria | Bauchi | 585,000 | 34 | 88 | 17,200 | 6,600 | W:B | 2019 | 2010 | 412,000 |
| 358 | Nigeria | Benin City | 1,485,000 | 175 | 453 | 8,500 | 3,300 | W:B | 2019 | 2010 | 1,120,000 |
| 683 | Nigeria | Enugu | 775,000 | 30 | 78 | 25,800 | 10,000 | W:B | 2019 | 2010 | 600,000 |
| 158 | Nigeria | Ibadan | 3,155,000 | 180 | 466 | 17,500 | 6,800 | W:B | 2019 | 2010 | 2,470,000 |
| 556 | Nigeria | Ilorin | 960,000 | 99 | 256 | 9,700 | 3,700 | W:B | 2019 | 2010 | 766,000 |
| 628 | Nigeria | Jos | 850,000 | 71 | 184 | 12,000 | 4,600 | W:B | 2019 | 2010 | 681,000 |
| 451 | Nigeria | Kaduna | 1,170,000 | 115 | 298 | 10,200 | 3,900 | W:B | 2019 | 2010 | 988,000 |
| 112 | Nigeria | Kano | 3,980,000 | 125 | 324 | 31,800 | 12,300 | W:B | 2019 | 2010 | 3,150,000 |
| 21 | Nigeria | Lagos | 14,630,000 | 750 | 1,943 | 19,500 | 7,500 | W:B | 2019 | 2010 | 10,795,000 |
| 923 | Nigeria | Lokoja | 590,000 | 15 | 39 | 39,300 | 15,200 | W:B | 2019 | 2010 | 322,000 |
| 648 | Nigeria | Maiduguri | 815,000 | 60 | 155 | 13,600 | 5,200 | W:B | 2019 | 2010 | 674,000 |
| 279 | Nigeria | Nsukka | 1,895,000 | 249 | 645 | 7,600 | 2,900 | W:W | 2019 | 2010 | 1,460,000 |
| 1042 | Nigeria | Ogbomosh | 520,000 | 16 | 41 | 32,500 | 12,500 | W:B | 2019 | 2010 | 350,000 |
| 47 | Nigeria | Onitsha | 8,075,000 | 759 | 1,965 | 10,600 | 4,100 | W:B | 2019 | 2010 | 6,280,000 |
| 727 | Nigeria | Osogbo | 735,000 | 40 | 104 | 18,400 | 7,100 | W:B | 2019 | 2010 | 592,000 |
| 632 | Nigeria | Owerri | 840,000 | 50 | 130 | 16,800 | 6,500 | W:B | 2019 | 2010 | 587,000 |
| | Nigeria | Oyo | 425,000 | 19 | 49 | 22,400 | 8,600 | W:B | 2019 | 2010 | 322,000 |
| 247 | Nigeria | Port Harcourt | 2,130,000 | 61 | 158 | 34,900 | 13,500 | W:B | 2019 | 2010 | 1,380,000 |
| 843 | Nigeria | Sokoto | 635,000 | 34 | 88 | 18,700 | 7,200 | W:B | 2019 | 2010 | 476,000 |
| 218 | Nigeria | Uyo | 2,360,000 | 70 | 181 | 33,700 | 13,000 | W:W | 2019 | 2015 | 1,880,000 |
| 665 | Nigeria | Warri | 795,000 | 55 | 142 | 14,500 | 5,600 | W:B | 2019 | 2010 | 513,000 |
| 686 | Nigeria | Zaria | 770,000 | 34 | 88 | 22,600 | 8,700 | W:B | 2019 | 2010 | 677,000 |
| 338 | Niger | Niamey | 1,590,000 | 50 | 130 | 31,800 | 12,300 | W:B | 2019 | 2010 | 1,170,000 |
| 843 | North Korea | Chongjin | 635,000 | 30 | 78 | 21,200 | 8,200 | D:B | 2019 | 2015 | 625,000 |
| 1009 | North Korea | Hamhung | 540,000 | 19 | 49 | 28,400 | 11,000 | D:B | 2019 | 2015 | 550,000 |
| | North Korea | Nampo | 360,000 | 13 | 34 | 27,700 | 10,700 | F:B | 2008 | 2008 | 360,000 |
| 166 | North Korea | Pyongyang | 2,940,000 | 68 | 176 | 43,200 | 16,700 | D:B | 2019 | 2015 | 2,850,000 |
| | North Korea | Sinuiju | 305,000 | 5 | 13 | 61,000 | 23,600 | D:B | 2019 | 2015 | 300,000 |
| | Norway | Alesand | 50,000 | 12 | 31 | 4,100 | 1,600 | A:A | 2012 | 2012 | 49,000 |
| | Norway | Bergen | 240,000 | 37 | 97 | 6,400 | 2,500 | A:A | 2012 | 2012 | 239,000 |
| | Norway | Drammen | 100,000 | 20 | 51 | 5,100 | 2,000 | A:A | 2012 | 2012 | 101,000 |
| | Norway | Frederikstad | 105,000 | 26 | 67 | 4,100 | 1,600 | A:A | 2012 | 2012 | 106,000 |
| | Norway | Kristiansand | 70,000 | 13 | 34 | 5,300 | 2,100 | A:A | 2012 | 2012 | 70,000 |
| 526 | Norway | Oslo | 1,020,000 | 112 | 290 | 8,300 | 3,200 | A:A | 2019 | 2012 | 926,000 |
| | Norway | Porsgrunn | 90,000 | 23 | 60 | 3,800 | 1,500 | A:A | 2012 | 2012 | 89,000 |
| | Norway | Stavenger | 200,000 | 31 | 81 | 6,400 | 2,500 | A:A | 2012 | 2012 | 201,000 |
| | Norway | Tonsberg | 50,000 | 12 | 31 | 4,100 | 1,600 | A:A | 2012 | 2012 | 49,000 |
| | Norway | Tromso | 55,000 | 9 | 23 | 6,400 | 2,500 | A:A | 2012 | 2012 | 57,000 |

| | | | | | | | | | | | |
|------|------------------|------------------------|------------|-----|-------|--------|--------|-----|------|------|------------|
| | Norway | Trondheim | 170,000 | 25 | 64 | 6,800 | 2,600 | A:A | 2012 | 2012 | 168,000 |
| 558 | Oman | Muscat | 955,000 | 80 | 207 | 11,900 | 4,600 | D:B | 2019 | 2015 | 825,000 |
| 507 | Pakistan | Bahawalpur | 1,060,000 | 45 | 117 | 23,600 | 9,100 | D:B | 2019 | 2017 | 1,000,000 |
| 149 | Pakistan | Faisalabad | 3,355,000 | 120 | 311 | 28,000 | 10,800 | D:B | 2019 | 2017 | 3,200,000 |
| 223 | Pakistan | Gujranwala | 2,325,000 | 80 | 207 | 29,100 | 11,200 | C:B | 2019 | 2017 | 2,200,000 |
| 265 | Pakistan | Hyderabad | 2,035,000 | 48 | 124 | 42,400 | 16,400 | C:B | 2019 | 2017 | 1,950,000 |
| 24 | Pakistan | Karachi | 13,470,000 | 400 | 1,036 | 33,700 | 13,000 | C:B | 2019 | 2017 | 12,850,000 |
| 30 | Pakistan | Lahore | 11,545,000 | 346 | 896 | 33,400 | 12,900 | C:B | 2019 | 2017 | 10,750,000 |
| 1022 | Pakistan | Larkana | 530,000 | 12 | 31 | 44,200 | 17,100 | D:B | 2019 | 2017 | 500,000 |
| 274 | Pakistan | Multan | 1,935,000 | 85 | 220 | 22,800 | 8,800 | C:B | 2019 | 2017 | 1,850,000 |
| 247 | Pakistan | Peshawar | 2,130,000 | 90 | 233 | 23,700 | 9,100 | C:B | 2019 | 2017 | 2,000,000 |
| 511 | Pakistan | Quetta | 1,055,000 | 75 | 194 | 14,100 | 5,400 | C:B | 2019 | 2017 | 1,000,000 |
| 105 | Pakistan | Rawalpindi-Islamabad | 4,170,000 | 310 | 803 | 13,500 | 5,200 | C:B | 2019 | 2017 | 4,000,000 |
| 691 | Pakistan | Sargodha | 765,000 | 20 | 52 | 38,300 | 14,800 | D:B | 2019 | 2015 | 710,000 |
| 938 | Pakistan | Sheikhupura | 580,000 | 22 | 57 | 26,400 | 10,200 | D:B | 2019 | 2015 | 520,000 |
| 860 | Pakistan | Sialkot | 625,000 | 20 | 52 | 31,300 | 12,100 | D:B | 2019 | 2015 | 570,000 |
| 874 | Pakistan | Sukkur | 620,000 | 17 | 44 | 36,500 | 14,100 | D:B | 2019 | 2015 | 570,000 |
| 781 | Palestine | Gaza | 695,000 | 17 | 44 | 40,900 | 15,800 | D:B | 2019 | 2015 | 620,000 |
| 331 | Panama | Panama City | 1,625,000 | 85 | 220 | 19,100 | 7,400 | C:B | 2019 | 2010 | 1,350,000 |
| | Papua New Guinea | Port Moresby | 375,000 | 38 | 98 | 9,900 | 3,800 | C:B | 2019 | 2015 | 345,000 |
| 177 | Paraguay | Asuncion | 2,815,000 | 270 | 699 | 10,400 | 4,000 | C:B | 2019 | 2010 | 2,350,000 |
| 599 | Peru | Arequipa | 900,000 | 75 | 194 | 12,000 | 4,600 | D:B | 2019 | 2015 | 850,000 |
| 923 | Peru | Chiclayo | 590,000 | 20 | 52 | 29,500 | 11,400 | C:B | 2019 | 2007 | 500,000 |
| 31 | Peru | Lima | 11,460,000 | 345 | 894 | 33,200 | 12,800 | C:B | 2019 | 2015 | 10,750,000 |
| 632 | Peru | Trujillo | 840,000 | 38 | 98 | 22,100 | 8,500 | D:B | 2019 | 2015 | 790,000 |
| 494 | Philippines | Angeles City | 1,080,000 | 72 | 186 | 15,000 | 5,800 | C:B | 2019 | 2015 | 925,000 |
| 938 | Philippines | Bacolod | 580,000 | 32 | 83 | 18,100 | 7,000 | C:B | 2019 | 2015 | 540,000 |
| 793 | Philippines | Cagayan de Oro | 685,000 | 27 | 70 | 25,400 | 9,800 | C:B | 2019 | 2015 | 630,000 |
| 196 | Philippines | Cebu | 2,645,000 | 90 | 233 | 29,400 | 11,300 | C:B | 2019 | 2015 | 2,500,000 |
| 352 | Philippines | Davao City | 1,530,000 | 50 | 130 | 30,600 | 11,800 | C:B | 2019 | 2015 | 1,400,000 |
| 945 | Philippines | General Santos | 575,000 | 37 | 96 | 15,500 | 6,000 | C:B | 2019 | 2015 | 530,000 |
| 1022 | Philippines | Iloilo City | 530,000 | 35 | 91 | 15,100 | 5,800 | C:B | 2019 | 2015 | 500,000 |
| 4 | Philippines | Manila | 25,065,000 | 700 | 1,813 | 35,800 | 13,800 | C:B | 2019 | 2015 | 23,450,000 |
| 686 | Philippines | Zamboanga | 770,000 | 21 | 54 | 36,700 | 14,200 | C:B | 2019 | 2015 | 725,000 |
| 624 | Poland | Gdansk | 855,000 | 125 | 324 | 6,800 | 2,600 | C:B | 2019 | 2011 | 850,000 |
| 242 | Poland | Katowice-Gliwice-Tychy | 2,155,000 | 260 | 673 | 8,300 | 3,200 | C:B | 2019 | 2011 | 2,225,000 |
| 699 | Poland | Krakow | 760,000 | 85 | 220 | 8,900 | 3,500 | D:B | 2019 | 2015 | 760,000 |
| 797 | Poland | Lodz | 680,000 | 70 | 181 | 9,700 | 3,800 | D:B | 2019 | 2015 | 700,000 |
| 1022 | Poland | Poznan | 530,000 | 85 | 220 | 6,200 | 2,400 | D:B | 2019 | 2015 | 540,000 |
| | Poland | Szczecin | 395,000 | 34 | 88 | 11,600 | 4,500 | C:B | 2019 | 2015 | 400,000 |
| 227 | Poland | Warsaw | 2,300,000 | 210 | 544 | 11,000 | 4,200 | C:B | 2019 | 2011 | 2,240,000 |
| 860 | Poland | Wroclaw | 625,000 | 48 | 124 | 13,000 | 5,000 | C:B | 2019 | 2015 | 620,000 |

| | | | | | | | | | | | |
|------|----------|------------------------|------------|-------|-------|--------|-------|-----|------|------|------------|
| 187 | Portugal | Lisbon | 2,705,000 | 370 | 958 | 7,300 | 2,800 | C:B | 2019 | 2011 | 2,600,000 |
| 361 | Portugal | Porto | 1,480,000 | 300 | 777 | 4,900 | 1,900 | C:B | 2019 | 2011 | 1,450,000 |
| 365 | Qatar | Doha | 1,465,000 | 225 | 583 | 6,500 | 2,500 | C:B | 2019 | 2010 | 1,300,000 |
| 264 | Romania | Bucharest | 2,040,000 | 159 | 412 | 12,800 | 5,000 | C:B | 2019 | 2011 | 2,125,000 |
| | Romania | Timisoara | 320,000 | 39 | 101 | 8,200 | 3,200 | C:B | 2019 | 2015 | 320,000 |
| | Russia | Archangelsk | 325,000 | 42 | 109 | 7,700 | 3,000 | C:B | 2015 | 2015 | 325,000 |
| 1033 | Russia | Astrakhan | 525,000 | 46 | 119 | 11,400 | 4,400 | C:B | 2019 | 2010 | 520,000 |
| 874 | Russia | Barnaul | 620,000 | 43 | 111 | 14,400 | 5,600 | C:B | 2019 | 2010 | 610,000 |
| | Russia | Berezniki | 160,000 | 16 | 41 | 10,000 | 3,900 | C:B | 2002 | 2002 | 160,000 |
| | Russia | Blagoveshchensk | 210,000 | 23 | 60 | 9,100 | 3,500 | C:B | 2010 | 2010 | 210,000 |
| | Russia | Bryansk | 395,000 | 70 | 181 | 5,600 | 2,200 | D:B | 2019 | 2015 | 400,000 |
| | Russia | Ceboksary | 400,000 | 32 | 83 | 12,500 | 4,800 | C:B | 2002 | 2002 | 400,000 |
| 446 | Russia | Chelyabinsk | 1,180,000 | 155 | 401 | 7,600 | 2,900 | C:B | 2019 | 2010 | 1,125,000 |
| | Russia | Dudinka | 25,000 | 3 | 8 | 8,300 | 3,200 | C:B | 2002 | 2002 | 25,000 |
| | Russia | Dzerzhinsk | 240,000 | 55 | 142 | 4,400 | 1,700 | C:B | 2010 | 2010 | 240,000 |
| 887 | Russia | Irkutsk | 610,000 | 55 | 142 | 11,100 | 4,300 | C:B | 2019 | 2010 | 580,000 |
| | Russia | Ivanovo | 390,000 | 55 | 142 | 7,100 | 2,700 | C:B | 2019 | 2010 | 400,000 |
| 852 | Russia | Izhevsk | 630,000 | 55 | 142 | 11,500 | 4,400 | C:B | 2019 | 2010 | 620,000 |
| | Russia | Kaliningrad | 455,000 | 60 | 155 | 7,600 | 2,900 | C:B | 2019 | 2010 | 425,000 |
| 436 | Russia | Kazan | 1,205,000 | 170 | 440 | 7,100 | 2,700 | C:B | 2019 | 2010 | 1,130,000 |
| 998 | Russia | Kemerovo | 545,000 | 41 | 106 | 13,300 | 5,100 | C:B | 2019 | 2010 | 530,000 |
| 910 | Russia | Khabarovsk | 600,000 | 75 | 194 | 8,000 | 3,100 | C:B | 2019 | 2010 | 570,000 |
| | Russia | Kirov | 490,000 | 55 | 142 | 8,900 | 3,400 | C:B | 2019 | 2010 | 470,000 |
| 611 | Russia | Krasnodar | 875,000 | 70 | 181 | 12,500 | 4,800 | C:B | 2019 | 2010 | 740,000 |
| 500 | Russia | Krasnoyarsk | 1,070,000 | 170 | 440 | 6,300 | 2,400 | C:B | 2019 | 2010 | 970,000 |
| | Russia | Kursk | 440,000 | 35 | 91 | 12,600 | 4,900 | C:B | 2019 | 2010 | 410,000 |
| | Russia | Lipetsk | 495,000 | 41 | 106 | 12,100 | 4,700 | C:B | 2019 | 2010 | 500,000 |
| | Russia | Magadan | 90,000 | 13 | 34 | 6,900 | 2,700 | C:B | 2002 | 2002 | 90,000 |
| | Russia | Magnitogorsk | 405,000 | 44 | 114 | 9,200 | 3,600 | C:B | 2019 | 2010 | 400,000 |
| 928 | Russia | Makhachkala | 585,000 | 53 | 137 | 11,000 | 4,300 | C:B | 2019 | 2010 | 570,000 |
| 16 | Russia | Moscow | 16,555,000 | 2,200 | 5,698 | 7,500 | 2,900 | C:B | 2019 | 2010 | 15,750,000 |
| | Russia | Murmansk | 300,000 | 22 | 57 | 13,600 | 5,300 | C:B | 2010 | 2010 | 300,000 |
| 1042 | Russia | Naberezhnye Tchelny | 520,000 | 50 | 130 | 10,400 | 4,000 | C:B | 2019 | 2010 | 510,000 |
| 338 | Russia | Nizhniy Novgorod | 1,590,000 | 320 | 829 | 5,000 | 1,900 | C:B | 2019 | 2010 | 1,600,000 |
| | Russia | Noriisk | 130,000 | 12 | 31 | 10,800 | 4,200 | C:B | 2002 | 2002 | 130,000 |
| 1009 | Russia | Novokuznetsk | 540,000 | 41 | 106 | 13,200 | 5,100 | D:B | 2019 | 2015 | 540,000 |
| 315 | Russia | Novosibirsk | 1,705,000 | 300 | 777 | 5,700 | 2,200 | C:B | 2019 | 2015 | 1,650,000 |
| 458 | Russia | Omsk | 1,155,000 | 205 | 531 | 5,600 | 2,200 | C:B | 2019 | 2010 | 1,150,000 |
| 986 | Russia | Orenburg | 550,000 | 26 | 67 | 21,200 | 8,200 | C:B | 2019 | 2010 | 540,000 |
| 1055 | Russia | Penza | 510,000 | 47 | 122 | 10,900 | 4,200 | C:B | 2019 | 2010 | 510,000 |
| 517 | Russia | Perm | 1,035,000 | 130 | 337 | 8,000 | 3,100 | D:B | 2019 | 2010 | 990,000 |
| | Russia | Petropavlosk-Kamchatka | 225,000 | 17 | 44 | 13,200 | 5,100 | C:B | 2002 | 2002 | 225,000 |

| | | | | | | | | | | | |
|------|--------------|----------------|-----------|-----|-------|--------|--------|-----|------|------|-----------|
| 485 | Russia | Rostov | 1,095,000 | 145 | 376 | 7,600 | 2,900 | C:B | 2019 | 2010 | 1,075,000 |
| 1042 | Russia | Ryazan | 520,000 | 50 | 130 | 10,400 | 4,000 | C:B | 2019 | 2015 | 520,000 |
| 466 | Russia | Samara | 1,135,000 | 95 | 246 | 11,900 | 4,600 | C:B | 2019 | 2010 | 1,150,000 |
| 665 | Russia | Saratov | 795,000 | 87 | 225 | 9,100 | 3,500 | C:B | 2019 | 2010 | 800,000 |
| | Russia | Smolensk | 320,000 | 60 | 155 | 5,300 | 2,100 | C:B | 2019 | 2010 | 320,000 |
| 81 | Russia | St. Petersburg | 5,415,000 | 520 | 1,347 | 10,400 | 4,000 | C:B | 2019 | 2010 | 5,050,000 |
| | Russia | Stavropol | 420,000 | 45 | 117 | 9,300 | 3,600 | C:B | 2019 | 2010 | 390,000 |
| 786 | Russia | Tolyatti | 690,000 | 56 | 145 | 12,300 | 4,800 | C:B | 2019 | 2010 | 710,000 |
| 955 | Russia | Tomsk | 565,000 | 40 | 104 | 14,100 | 5,500 | C:B | 2019 | 2010 | 520,000 |
| | Russia | Tula | 475,000 | 50 | 130 | 9,500 | 3,700 | C:B | 2019 | 2010 | 500,000 |
| | Russia | Tver | 405,000 | 50 | 130 | 8,100 | 3,100 | D:B | 2019 | 2015 | 400,000 |
| 781 | Russia | Tyumen | 695,000 | 47 | 122 | 14,800 | 5,700 | D:B | 2019 | 2015 | 620,000 |
| 482 | Russia | Ufa | 1,100,000 | 134 | 347 | 8,200 | 3,200 | C:B | 2019 | 2010 | 1,060,000 |
| | Russia | Ulan Ude | 430,000 | 37 | 96 | 11,600 | 4,500 | D:B | 2015 | 2015 | 430,000 |
| 887 | Russia | Ulyanovsk | 610,000 | 35 | 91 | 17,400 | 6,700 | C:B | 2019 | 2010 | 610,000 |
| 916 | Russia | Vladivostok | 595,000 | 35 | 91 | 17,000 | 6,600 | C:B | 2019 | 2010 | 590,000 |
| 520 | Russia | Volgograd | 1,025,000 | 260 | 673 | 3,900 | 1,500 | C:B | 2019 | 2010 | 1,050,000 |
| 572 | Russia | Voronezh | 930,000 | 61 | 158 | 15,200 | 5,900 | C:B | 2019 | 2010 | 880,000 |
| | Russia | Yakutsk | 330,000 | 29 | 75 | 11,400 | 4,400 | D:B | 2019 | 2015 | 310,000 |
| 928 | Russia | Yaroslavl | 585,000 | 90 | 233 | 6,500 | 2,500 | C:B | 2019 | 2010 | 575,000 |
| 348 | Russia | Yekaterinburg | 1,550,000 | 250 | 648 | 6,200 | 2,400 | C:B | 2019 | 2010 | 1,450,000 |
| 418 | Rwanda | Kigali | 1,270,000 | 44 | 114 | 28,900 | 11,100 | C:B | 2019 | 2010 | 940,000 |
| 473 | Saudi Arabia | Ad-Dammam | 1,120,000 | 450 | 1,166 | 2,500 | 1,000 | C:B | 2019 | 2010 | 900,000 |
| 860 | Saudi Arabia | Buraydah | 625,000 | 80 | 207 | 7,800 | 3,000 | D:B | 2019 | 2015 | 560,000 |
| 665 | Saudi Arabia | Hufuf-Mubarraz | 795,000 | 105 | 272 | 7,600 | 2,900 | D:B | 2019 | 2015 | 740,000 |
| 116 | Saudi Arabia | Jiddah | 3,935,000 | 475 | 1,230 | 8,300 | 3,200 | C:B | 2019 | 2010 | 3,230,000 |
| 691 | Saudi Arabia | Khamis Mushayt | 765,000 | 225 | 583 | 3,400 | 1,300 | C:B | 2019 | 2010 | 650,000 |
| 297 | Saudi Arabia | Mecca | 1,790,000 | 150 | 389 | 11,900 | 4,600 | C:B | 2019 | 2010 | 1,480,000 |
| 395 | Saudi Arabia | Medina | 1,345,000 | 210 | 544 | 6,400 | 2,500 | C:B | 2019 | 2010 | 1,100,000 |
| 70 | Saudi Arabia | Riyadh | 6,050,000 | 640 | 1,658 | 9,500 | 3,600 | C:B | 2019 | 2010 | 4,850,000 |
| 923 | Saudi Arabia | Tabuk | 590,000 | 70 | 181 | 8,400 | 3,300 | C:B | 2019 | 2010 | 500,000 |
| 656 | Saudi Arabia | Taif | 805,000 | 55 | 142 | 14,600 | 5,700 | C:B | 2019 | 2010 | 720,000 |
| 153 | Senegal | Dakar | 3,305,000 | 75 | 194 | 44,100 | 17,000 | W:B | 2019 | 2010 | 2,562,000 |
| 605 | Senegal | Touba | 890,000 | 55 | 142 | 16,200 | 6,200 | W:B | 2019 | 2010 | 692,000 |
| 482 | Serbia | Belgrade | 1,100,000 | 95 | 246 | 11,600 | 4,500 | C:B | 2019 | 2011 | 1,075,000 |
| 283 | Sierra Leone | Freetown | 1,875,000 | 70 | 181 | 26,800 | 10,300 | C:B | 2019 | 2010 | 1,450,000 |
| 77 | Singapore | Singapore | 5,670,000 | 200 | 518 | 28,400 | 10,900 | A:B | 2019 | 2010 | 5,150,000 |
| | Slovakia | Bratislava | 410,000 | 46 | 119 | 8,900 | 3,400 | D:B | 2019 | 2015 | 400,000 |
| | Slovakia | Kosice | 350,000 | 26 | 67 | 13,500 | 5,200 | C:B | 2015 | 2015 | 350,000 |
| | Slovenia | Ljubljana | 225,000 | 21 | 54 | 10,700 | 4,100 | C:B | 2002 | 2002 | 225,000 |
| 599 | Somalia | Hargeysa | 900,000 | 25 | 65 | 36,000 | 13,900 | D:B | 2019 | 2015 | 750,000 |
| 205 | Somalia | Mogadishu | 2,555,000 | 35 | 91 | 73,000 | 28,200 | D:B | 2019 | 2015 | 2,120,000 |

| | | | | | | | | | | | |
|------|--------------|------------------------|------------|-------|-------|--------|--------|-----|------|------|------------|
| 1009 | South Africa | Bloemfontein | 540,000 | 68 | 176 | 7,900 | 3,100 | D:B | 2019 | 2015 | 500,000 |
| 103 | South Africa | Cape Town | 4,260,000 | 315 | 816 | 13,500 | 5,200 | C:B | 2019 | 2011 | 3,600,000 |
| 136 | South Africa | Durban | 3,505,000 | 410 | 1,062 | 8,500 | 3,300 | C:B | 2019 | 2011 | 3,300,000 |
| 1067 | South Africa | East London | 500,000 | 65 | 168 | 7,700 | 3,000 | C:B | 2019 | 2011 | 450,000 |
| 40 | South Africa | Johannesburg-East Rand | 9,335,000 | 1,000 | 2,590 | 9,300 | 3,600 | C:B | 2019 | 2011 | 7,600,000 |
| 412 | South Africa | Port Elizabeth | 1,280,000 | 150 | 389 | 8,500 | 3,300 | C:B | 2019 | 2010 | 1,150,000 |
| 148 | South Africa | Pretoria | 3,375,000 | 475 | 1,230 | 7,100 | 2,700 | C:B | 2019 | 2011 | 2,550,000 |
| 742 | South Africa | Vereeniging | 725,000 | 130 | 337 | 5,600 | 2,200 | C:B | 2019 | 2011 | 675,000 |
| 147 | South Korea | Busan | 3,385,000 | 155 | 401 | 21,800 | 8,400 | C:B | 2019 | 2010 | 3,350,000 |
| 532 | South Korea | Changwon | 1,000,000 | 40 | 104 | 25,000 | 9,700 | C:B | 2019 | 2010 | 1,000,000 |
| 955 | South Korea | Cheonan | 565,000 | 68 | 176 | 8,300 | 3,200 | C:B | 2019 | 2010 | 500,000 |
| 820 | South Korea | Cheongju | 660,000 | 22 | 57 | 30,000 | 11,600 | C:B | 2019 | 2010 | 625,000 |
| 220 | South Korea | Daegu | 2,340,000 | 95 | 246 | 24,600 | 9,500 | C:B | 2019 | 2010 | 2,400,000 |
| 365 | South Korea | Daejeon | 1,465,000 | 70 | 181 | 20,900 | 8,100 | C:B | 2019 | 2010 | 1,425,000 |
| | South Korea | Gumi | 420,000 | 18 | 47 | 23,300 | 9,000 | D:B | 2019 | 2010 | 385,000 |
| 369 | South Korea | Gwangju | 1,455,000 | 71 | 184 | 20,500 | 7,900 | C:B | 2019 | 2010 | 1,425,000 |
| 800 | South Korea | Jeonju | 675,000 | 33 | 85 | 20,500 | 7,900 | D:B | 2019 | 2015 | 670,000 |
| 1022 | South Korea | Pohang | 530,000 | 35 | 91 | 15,100 | 5,800 | C:B | 2019 | 2010 | 500,000 |
| 5 | South Korea | Seoul-Incheon | 24,315,000 | 1,060 | 2,745 | 22,900 | 8,900 | C:B | 2019 | 2015 | 23,900,000 |
| 589 | South Korea | Ulsan | 910,000 | 65 | 168 | 14,000 | 5,400 | C:B | 2019 | 2010 | 900,000 |
| 1033 | South Sudan | Juba | 525,000 | 56 | 145 | 9,400 | 3,600 | F:B | 2019 | 2018 | 500,000 |
| | Spain | Alicante | 485,000 | 49 | 127 | 9,900 | 3,800 | C:B | 2019 | 2011 | 450,000 |
| 89 | Spain | Barcelona | 4,810,000 | 415 | 1,075 | 11,600 | 4,500 | C:B | 2019 | 2011 | 4,500,000 |
| 691 | Spain | Bilbao | 765,000 | 50 | 130 | 15,300 | 5,900 | C:B | 2019 | 2011 | 775,000 |
| 806 | Spain | Las Palmas | 670,000 | 80 | 207 | 8,400 | 3,200 | C:B | 2019 | 2011 | 650,000 |
| 65 | Spain | Madrid | 6,345,000 | 525 | 1,360 | 12,100 | 4,700 | C:B | 2019 | 2011 | 5,900,000 |
| 749 | Spain | Malaga | 720,000 | 52 | 135 | 13,800 | 5,300 | C:B | 2019 | 2011 | 700,000 |
| 1049 | Spain | Murcia | 515,000 | 38 | 98 | 13,600 | 5,200 | C:B | 2019 | 2011 | 475,000 |
| 986 | Spain | Palma | 550,000 | 65 | 168 | 8,500 | 3,300 | C:B | 2019 | 2011 | 500,000 |
| 1033 | Spain | Santa Cruz de Tenerife | 525,000 | 42 | 109 | 12,500 | 4,800 | C:B | 2011 | 2011 | 525,000 |
| 485 | Spain | Seville | 1,095,000 | 105 | 272 | 10,400 | 4,000 | C:B | 2019 | 2011 | 1,100,000 |
| 342 | Spain | Valencia | 1,575,000 | 150 | 389 | 10,500 | 4,100 | C:B | 2019 | 2011 | 1,530,000 |
| 737 | Spain | Zaragoza | 730,000 | 57 | 148 | 12,800 | 4,900 | C:B | 2019 | 2011 | 700,000 |
| 98 | Sri Lanka | Colombo | 4,370,000 | 300 | 777 | 14,600 | 5,600 | C:B | 2019 | 2012 | 4,050,000 |
| 76 | Sudan | Khartoum | 5,685,000 | 390 | 1,010 | 14,600 | 5,600 | C:B | 2019 | 2008 | 4,200,000 |
| 632 | Sudan | Nyala | 840,000 | 41 | 106 | 20,500 | 7,900 | C:B | 2019 | 2008 | 500,000 |
| | Suriname | Paramaraibo | 240,000 | 30 | 78 | 8,000 | 3,100 | C:B | 2004 | 2004 | 240,000 |
| | Sweden | Boras | 65,000 | 12 | 31 | 5,500 | 2,100 | A:A | 2010 | 2010 | 66,000 |
| | Sweden | Eskilstuna | 65,000 | 12 | 31 | 5,400 | 2,100 | A:A | 2010 | 2010 | 65,000 |
| | Sweden | Gavle | 70,000 | 16 | 42 | 4,400 | 1,700 | A:A | 2010 | 2010 | 71,000 |
| 887 | Sweden | Goteborg | 610,000 | 83 | 215 | 7,000 | 2,700 | A:A | 2019 | 2015 | 581,000 |
| | Sweden | Halmstad | 60,000 | 13 | 34 | 4,500 | 1,700 | A:A | 2010 | 2010 | 59,000 |

| | | | | | | | | | | | |
|------|-------------------|---------------|------------|-------|-------|--------|--------|-----|------|------|------------|
| | Sweden | Helsingborg | 95,000 | 15 | 38 | 6,600 | 2,600 | A:A | 2010 | 2010 | 97,000 |
| | Sweden | Jonkoping | 90,000 | 17 | 45 | 5,200 | 2,000 | A:A | 2010 | 2010 | 90,000 |
| | Sweden | Karlstad | 60,000 | 12 | 30 | 5,400 | 2,100 | A:A | 2010 | 2010 | 62,000 |
| | Sweden | Linkoping | 105,000 | 16 | 42 | 6,400 | 2,500 | A:A | 2010 | 2010 | 104,000 |
| | Sweden | Lund | 85,000 | 10 | 26 | 8,300 | 3,200 | A:A | 2010 | 2010 | 83,000 |
| | Sweden | Malmo | 300,000 | 30 | 77 | 10,200 | 3,900 | A:A | 2015 | 2015 | 302,000 |
| | Sweden | Norrkoping | 85,000 | 14 | 36 | 6,300 | 2,400 | A:A | 2010 | 2010 | 87,000 |
| | Sweden | Orebro | 105,000 | 19 | 49 | 5,700 | 2,200 | A:A | 2010 | 2010 | 107,000 |
| | Sweden | Sodertalje | 65,000 | 10 | 26 | 6,500 | 2,500 | A:A | 2010 | 2010 | 65,000 |
| 340 | Sweden | Stockholm | 1,585,000 | 147 | 414 | 10,300 | 3,700 | A:A | 2019 | 2016 | 1,515,000 |
| | Sweden | Sundsvall | 50,000 | 10 | 27 | 4,900 | 1,900 | A:A | 2010 | 2010 | 51,000 |
| | Sweden | Taby | 60,000 | 10 | 26 | 6,100 | 2,300 | A:A | 2010 | 2010 | 61,000 |
| | Sweden | Umea | 80,000 | 13 | 34 | 6,100 | 2,400 | A:A | 2010 | 2010 | 80,000 |
| | Sweden | Upsalla | 140,000 | 19 | 49 | 7,400 | 2,900 | A:A | 2010 | 2010 | 140,000 |
| | Sweden | Vasteras | 110,000 | 20 | 53 | 5,400 | 2,100 | A:A | 2010 | 2010 | 111,000 |
| | Sweden | Vaxjo | 60,000 | 12 | 30 | 5,300 | 2,000 | A:A | 2010 | 2010 | 61,000 |
| 1009 | Switzerland | Basel | 540,000 | 77 | 199 | 7,000 | 2,700 | C:B | 2019 | 2011 | 510,000 |
| | Switzerland | Berne | 215,000 | 22 | 57 | 9,800 | 3,800 | C:B | 2003 | 2003 | 215,000 |
| 874 | Switzerland | Geneva | 620,000 | 70 | 181 | 8,900 | 3,400 | C:B | 2019 | 2003 | 515,000 |
| 656 | Switzerland | Zurich | 805,000 | 95 | 246 | 8,500 | 3,300 | C:B | 2019 | 2009 | 735,000 |
| 85 | Syria | Aleppo | 5,125,000 | 100 | 259 | 51,300 | 19,800 | D:B | 2019 | 2015 | 3,560,000 |
| 900 | Syria | Al-Hasakah | 605,000 | 16 | 41 | 37,800 | 14,600 | D:B | 2019 | 2015 | 550,000 |
| 686 | Syria | Al-Raqqa | 770,000 | 12 | 31 | 64,200 | 24,800 | D:B | 2019 | 2015 | 700,000 |
| 179 | Syria | Damascus | 2,810,000 | 70 | 181 | 40,100 | 15,500 | D:B | 2019 | 2015 | 2,560,000 |
| 429 | Syria | Hama | 1,230,000 | 24 | 62 | 51,300 | 19,800 | D:B | 2015 | 2015 | 1,230,000 |
| 328 | Syria | Homs | 1,640,000 | 37 | 96 | 44,300 | 17,100 | D:B | 2015 | 2015 | 1,640,000 |
| 662 | Syria | Lattakia | 800,000 | 16 | 41 | 50,000 | 19,300 | D:B | 2019 | 2010 | 650,000 |
| 597 | Tajikistan | Dushanbe | 905,000 | 97 | 251 | 9,300 | 3,600 | D:B | 2019 | 2015 | 820,000 |
| 86 | Tanzania | Dar es Salaam | 5,085,000 | 230 | 596 | 22,100 | 8,500 | C:B | 2019 | 2010 | 3,200,000 |
| 517 | Tanzania | Mwanza | 1,035,000 | 44 | 114 | 23,500 | 9,100 | D:B | 2019 | 2015 | 830,000 |
| 715 | Tanzania | Zanzibar | 745,000 | 25 | 65 | 29,800 | 11,500 | C:B | 2019 | 2012 | 550,000 |
| 17 | Thailand | Bangkok | 16,045,000 | 1,175 | 3,043 | 13,700 | 5,300 | C:B | 2019 | 2010 | 13,500,000 |
| 945 | Thailand | Chon Buri | 575,000 | 64 | 166 | 9,000 | 3,500 | C:B | 2019 | 2010 | 500,000 |
| 611 | Thailand | Phuket | 875,000 | 47 | 122 | 18,600 | 7,200 | C:B | 2019 | 2010 | 450,000 |
| 986 | Thailand | Udon Thani | 550,000 | 28 | 73 | 19,600 | 7,600 | D:B | 2019 | 2015 | 520,000 |
| 290 | Togo | Lome | 1,820,000 | 160 | 414 | 11,400 | 4,400 | W:B | 2019 | 2010 | 1,449,000 |
| 1033 | Trinidad & Tobago | Port of Spain | 525,000 | 110 | 285 | 4,800 | 1,800 | F:B | 2019 | 2003 | 525,000 |
| 717 | Tunisia | Sfax | 740,000 | 77 | 199 | 9,600 | 3,700 | D:B | 2019 | 2015 | 710,000 |
| 216 | Tunisia | Tunis | 2,375,000 | 170 | 440 | 14,000 | 5,400 | C:B | 2019 | 2014 | 2,200,000 |
| 497 | Turkey | Adana | 1,075,000 | 63 | 163 | 17,100 | 6,600 | C:B | 2019 | 2011 | 980,000 |
| 91 | Turkey | Ankara | 4,795,000 | 255 | 660 | 18,800 | 7,300 | C:B | 2019 | 2011 | 4,150,000 |
| 585 | Turkey | Antalya | 915,000 | 70 | 181 | 13,100 | 5,000 | C:B | 2019 | 2015 | 825,000 |

| | | | | | | | | | | | |
|-----|----------------------|------------------------|------------|-----|-------|--------|--------|-----|------|------|------------|
| 282 | Turkey | Bursa | 1,885,000 | 80 | 207 | 23,600 | 9,100 | C:B | 2019 | 2011 | 1,650,000 |
| 950 | Turkey | Denizli | 570,000 | 40 | 104 | 14,300 | 5,500 | D:B | 2019 | 2015 | 520,000 |
| 538 | Turkey | Diyarbakir | 990,000 | 39 | 101 | 25,400 | 9,800 | D:B | 2019 | 2015 | 920,000 |
| 742 | Turkey | Eskisehir | 725,000 | 48 | 124 | 15,100 | 5,800 | C:B | 2019 | 2011 | 610,000 |
| 365 | Turkey | Gaziantep | 1,465,000 | 65 | 168 | 22,500 | 8,700 | C:B | 2019 | 2011 | 1,250,000 |
| 23 | Turkey | Istanbul | 13,860,000 | 525 | 1,360 | 26,400 | 10,200 | C:B | 2019 | 2011 | 12,400,000 |
| 160 | Turkey | Izmir | 3,135,000 | 115 | 298 | 27,300 | 10,500 | C:B | 2019 | 2011 | 2,900,000 |
| 843 | Turkey | Izmit | 635,000 | 89 | 231 | 7,100 | 2,800 | C:B | 2019 | 2012 | 560,000 |
| 479 | Turkey | Kayseri | 1,105,000 | 130 | 337 | 8,500 | 3,300 | C:B | 2019 | 2015 | 1,050,000 |
| 426 | Turkey | Konya | 1,245,000 | 130 | 337 | 9,600 | 3,700 | C:B | 2019 | 2015 | 1,150,000 |
| 383 | Turkey | Mersin | 1,395,000 | 79 | 205 | 17,700 | 6,800 | C:B | 2019 | 2015 | 1,300,000 |
| 860 | Turkey | Samsun | 625,000 | 38 | 98 | 16,400 | 6,400 | C:B | 2019 | 2015 | 560,000 |
| 800 | Turkey | Urfa | 675,000 | 25 | 65 | 27,000 | 10,400 | C:B | 2019 | 2015 | 650,000 |
| 651 | Turkmenistan | Ashgabat | 810,000 | 47 | 122 | 17,200 | 6,700 | D:B | 2019 | 2015 | 740,000 |
| 172 | Uganda | Kampala | 2,895,000 | 290 | 751 | 10,000 | 3,900 | C:B | 2019 | 2014 | 2,250,000 |
| 572 | Ukraine | Dnipropetrovsk | 930,000 | 310 | 803 | 3,000 | 1,200 | C:B | 2019 | 2015 | 950,000 |
| 611 | Ukraine | Donetsk | 875,000 | 260 | 673 | 3,400 | 1,300 | C:B | 2019 | 2015 | 900,000 |
| 340 | Ukraine | Kharkov | 1,585,000 | 152 | 394 | 10,400 | 4,000 | C:B | 2019 | 2011 | 1,610,000 |
| 176 | Ukraine | Kiyev | 2,835,000 | 290 | 751 | 9,800 | 3,800 | C:B | 2019 | 2016 | 2,800,000 |
| 797 | Ukraine | Kriyvyi Rih | 680,000 | 75 | 194 | 9,100 | 3,500 | D:B | 2015 | 2015 | 680,000 |
| | Ukraine | Lugansk | 405,000 | 47 | 122 | 8,600 | 3,300 | D:B | 2019 | 2015 | 420,000 |
| 749 | Ukraine | Lviv | 720,000 | 75 | 194 | 9,600 | 3,700 | C:B | 2019 | 2016 | 725,000 |
| | Ukraine | Mariupol | 475,000 | 66 | 171 | 7,200 | 2,800 | C:B | 2019 | 2010 | 500,000 |
| 482 | Ukraine | Odessa | 1,100,000 | 140 | 363 | 7,900 | 3,000 | D:B | 2019 | 2015 | 1,100,000 |
| | Ukraine | Sebastopol | 330,000 | 23 | 60 | 14,300 | 5,500 | D:B | 2015 | 2015 | 330,000 |
| 727 | Ukraine | Zaporizhzhya | 735,000 | 100 | 259 | 7,400 | 2,800 | D:B | 2019 | 2015 | 750,000 |
| 296 | United Arab Emirates | Abu Dhabi | 1,795,000 | 400 | 1,036 | 4,500 | 1,700 | L:B | 2019 | 2013 | 1,500,000 |
| 683 | United Arab Emirates | Al Ain | 775,000 | 180 | 466 | 4,300 | 1,700 | L:B | 2019 | 2013 | 650,000 |
| 120 | United Arab Emirates | Dubai | 3,745,000 | 580 | 1,502 | 6,500 | 2,500 | L:B | 2019 | 2014 | 3,300,000 |
| | United Kingdom | Aberdeen | 210,000 | 24 | 61 | 8,800 | 3,400 | A:A | 2011 | 2011 | 208,000 |
| | United Kingdom | Accrington/Rosendale | 125,000 | 12 | 30 | 10,800 | 4,200 | A:A | 2011 | 2011 | 125,000 |
| | United Kingdom | Ashford (Ashford) | 75,000 | 7 | 19 | 10,200 | 3,900 | A:A | 2011 | 2011 | 75,000 |
| | United Kingdom | Aylesbury | 75,000 | 6 | 16 | 11,800 | 4,600 | A:A | 2011 | 2011 | 75,000 |
| | United Kingdom | Barnsley/Dearne Valley | 225,000 | 23 | 60 | 9,700 | 3,700 | A:A | 2011 | 2011 | 223,000 |
| | United Kingdom | Barry | 55,000 | 5 | 14 | 10,000 | 3,900 | A:A | 2011 | 2011 | 55,000 |
| | United Kingdom | Basildon | 145,000 | 14 | 37 | 10,100 | 3,900 | A:A | 2011 | 2011 | 145,000 |
| | United Kingdom | Basingstoke | 110,000 | 11 | 29 | 9,500 | 3,700 | A:A | 2011 | 2011 | 108,000 |
| | United Kingdom | Bath | 95,000 | 9 | 24 | 10,200 | 3,900 | A:A | 2011 | 2011 | 95,000 |
| | United Kingdom | Bedford | 105,000 | 10 | 25 | 11,200 | 4,300 | A:A | 2011 | 2011 | 107,000 |
| 852 | United Kingdom | Belfast | 630,000 | 62 | 161 | 9,700 | 3,700 | D:A | 2019 | 2011 | 600,000 |
| | United Kingdom | Birkenhead | 325,000 | 34 | 88 | 9,500 | 3,700 | A:A | 2011 | 2011 | 325,000 |
| 200 | United Kingdom | Birmingham | 2,585,000 | 231 | 599 | 10,600 | 4,100 | A:A | 2019 | 2011 | 2,441,000 |

| | | | | | | | | | | | |
|------|----------------|-----------------------|-----------|-----|-----|--------|-------|-----|------|------|-----------|
| | United Kingdom | Blackburn | 145,000 | 14 | 36 | 10,700 | 4,100 | A:A | 2011 | 2011 | 147,000 |
| | United Kingdom | Blackpool | 240,000 | 24 | 61 | 10,100 | 3,900 | A:A | 2011 | 2011 | 239,000 |
| | United Kingdom | Bognor Regis | 65,000 | 6 | 17 | 10,000 | 3,900 | A:A | 2011 | 2011 | 64,000 |
| | United Kingdom | Bournemouth/Poole | 465,000 | 51 | 131 | 9,200 | 3,600 | A:A | 2011 | 2011 | 466,000 |
| | United Kingdom | Braintree | 55,000 | 5 | 13 | 10,500 | 4,000 | A:A | 2011 | 2011 | 53,000 |
| | United Kingdom | Brentwood | 55,000 | 5 | 14 | 9,600 | 3,700 | A:A | 2011 | 2011 | 53,000 |
| | United Kingdom | Bridgend | 60,000 | 8 | 20 | 7,700 | 3,000 | A:A | 2011 | 2011 | 58,000 |
| | United Kingdom | Brighton and Hove | 475,000 | 35 | 89 | 13,700 | 5,300 | A:A | 2011 | 2011 | 474,000 |
| 806 | United Kingdom | Bristol | 670,000 | 56 | 144 | 11,100 | 4,300 | A:A | 2019 | 2011 | 617,000 |
| | United Kingdom | Buckley | 65,000 | 8 | 21 | 7,800 | 3,000 | A:A | 2011 | 2011 | 64,000 |
| | United Kingdom | Burnley | 150,000 | 14 | 36 | 10,800 | 4,200 | A:A | 2011 | 2011 | 149,000 |
| | United Kingdom | Burton upon Trent | 120,000 | 14 | 35 | 9,000 | 3,500 | A:A | 2011 | 2011 | 122,000 |
| | United Kingdom | Cambridge | 160,000 | 16 | 42 | 9,700 | 3,700 | A:A | 2011 | 2011 | 158,000 |
| | United Kingdom | Cannock | 85,000 | 8 | 22 | 10,200 | 3,900 | A:A | 2011 | 2011 | 86,000 |
| | United Kingdom | Canterbury | 55,000 | 5 | 13 | 10,800 | 4,200 | A:A | 2011 | 2011 | 55,000 |
| | United Kingdom | Cardiff | 485,000 | 40 | 102 | 11,300 | 4,400 | A:A | 2019 | 2011 | 447,000 |
| | United Kingdom | Carlisle | 80,000 | 8 | 20 | 10,000 | 3,900 | A:A | 2011 | 2011 | 78,000 |
| | United Kingdom | Castleford | 60,000 | 7 | 17 | 9,200 | 3,600 | A:A | 2011 | 2011 | 61,000 |
| | United Kingdom | Chelmsford | 110,000 | 10 | 26 | 11,100 | 4,300 | A:A | 2011 | 2011 | 112,000 |
| | United Kingdom | Cheltenham | 115,000 | 11 | 29 | 10,400 | 4,000 | A:A | 2011 | 2011 | 116,000 |
| | United Kingdom | Chester | 90,000 | 10 | 26 | 9,200 | 3,600 | A:A | 2011 | 2011 | 91,000 |
| | United Kingdom | Chesterfield | 115,000 | 13 | 35 | 8,400 | 3,300 | A:A | 2011 | 2011 | 113,000 |
| | United Kingdom | Clacton-on-Sea | 50,000 | 5 | 12 | 10,900 | 4,200 | A:A | 2011 | 2011 | 51,000 |
| | United Kingdom | Colchester | 120,000 | 13 | 33 | 9,700 | 3,700 | A:A | 2011 | 2011 | 122,000 |
| | United Kingdom | Corby | 55,000 | 8 | 21 | 7,200 | 2,800 | A:A | 2011 | 2011 | 57,000 |
| | United Kingdom | Coventry | 360,000 | 31 | 81 | 11,400 | 4,400 | A:A | 2011 | 2011 | 359,000 |
| | United Kingdom | Crawley | 180,000 | 22 | 58 | 8,100 | 3,100 | A:A | 2011 | 2011 | 181,000 |
| | United Kingdom | Crewe | 75,000 | 8 | 20 | 9,800 | 3,800 | A:A | 2011 | 2011 | 76,000 |
| | United Kingdom | Darlington | 90,000 | 9 | 23 | 10,600 | 4,100 | A:A | 2011 | 2011 | 92,000 |
| | United Kingdom | Derby | 270,000 | 25 | 64 | 10,900 | 4,200 | A:A | 2011 | 2011 | 270,000 |
| | United Kingdom | Derry | 90,000 | 14 | 37 | 6,400 | 2,500 | A:A | 2001 | 2001 | 91,000 |
| | United Kingdom | Doncaster | 160,000 | 17 | 44 | 9,400 | 3,600 | A:A | 2011 | 2011 | 158,000 |
| | United Kingdom | Dundee | 160,000 | 26 | 67 | 6,100 | 2,400 | A:A | 2012 | 2012 | 158,000 |
| | United Kingdom | East Kilbride | 75,000 | 9 | 24 | 8,000 | 3,100 | A:A | 2001 | 2001 | 74,000 |
| | United Kingdom | Eastbourne | 120,000 | 10 | 25 | 12,200 | 4,700 | A:A | 2011 | 2011 | 118,000 |
| 1033 | United Kingdom | Edinburgh | 525,000 | 46 | 120 | 10,400 | 4,000 | A:A | 2019 | 2011 | 480,000 |
| | United Kingdom | Exeter | 120,000 | 11 | 28 | 10,700 | 4,100 | A:A | 2011 | 2011 | 118,000 |
| | United Kingdom | Falkirk | 90,000 | 14 | 36 | 6,500 | 2,500 | A:A | 2001 | 2001 | 91,000 |
| | United Kingdom | Farnborough/Aldershot | 250,000 | 30 | 78 | 8,300 | 3,200 | A:A | 2011 | 2011 | 252,000 |
| | United Kingdom | Folkestone | 65,000 | 6 | 17 | 10,200 | 3,900 | A:A | 2011 | 2011 | 66,000 |
| 424 | United Kingdom | Glasgow | 1,255,000 | 142 | 368 | 8,500 | 3,300 | A:A | 2019 | 2011 | 1,209,000 |
| | United Kingdom | Gloucester | 150,000 | 16 | 40 | 9,600 | 3,700 | A:A | 2011 | 2011 | 150,000 |

| | | | | | | | | | | | |
|-----|----------------|----------------------|------------|-----|-------|--------|-------|-----|------|------|-----------|
| | United Kingdom | Grays | 90,000 | 10 | 26 | 8,800 | 3,400 | A:A | 2011 | 2011 | 90,000 |
| | United Kingdom | Great Yarmouth | 65,000 | 6 | 15 | 10,600 | 4,100 | A:A | 2011 | 2011 | 63,000 |
| | United Kingdom | Greenock | 70,000 | 8 | 21 | 8,500 | 3,300 | A:A | 2011 | 2011 | 69,000 |
| | United Kingdom | Grimsby | 135,000 | 14 | 35 | 9,800 | 3,800 | A:A | 2011 | 2011 | 134,000 |
| | United Kingdom | Hamilton | 80,000 | 9 | 23 | 9,200 | 3,600 | A:A | 2011 | 2011 | 82,000 |
| | United Kingdom | Harrogate | 90,000 | 9 | 23 | 10,100 | 3,900 | A:A | 2011 | 2011 | 89,000 |
| | United Kingdom | Hartlepool | 90,000 | 9 | 24 | 9,600 | 3,700 | A:A | 2011 | 2011 | 89,000 |
| | United Kingdom | Hastings | 135,000 | 13 | 33 | 10,400 | 4,000 | A:A | 2011 | 2011 | 133,000 |
| | United Kingdom | Hereford | 60,000 | 7 | 17 | 9,100 | 3,500 | A:A | 2011 | 2011 | 60,000 |
| | United Kingdom | Herne Bay/Whitstable | 70,000 | 7 | 19 | 9,500 | 3,700 | A:A | 2011 | 2011 | 70,000 |
| | United Kingdom | High Wycombe | 135,000 | 15 | 39 | 8,800 | 3,400 | A:A | 2011 | 2011 | 133,000 |
| | United Kingdom | Horsham | 50,000 | 5 | 13 | 10,500 | 4,000 | A:A | 2011 | 2011 | 51,000 |
| | United Kingdom | Ipswich | 180,000 | 19 | 49 | 9,400 | 3,600 | A:A | 2011 | 2011 | 179,000 |
| | United Kingdom | Kettering | 65,000 | 6 | 16 | 10,100 | 3,900 | A:A | 2011 | 2011 | 64,000 |
| | United Kingdom | Kidderminster | 55,000 | 7 | 17 | 8,700 | 3,400 | A:A | 2011 | 2011 | 57,000 |
| | United Kingdom | Kingston upon Hull | 315,000 | 32 | 83 | 9,800 | 3,800 | A:A | 2011 | 2011 | 314,000 |
| | United Kingdom | Lancaster/Morecambe | 95,000 | 9 | 23 | 11,100 | 4,300 | A:A | 2011 | 2011 | 97,000 |
| 283 | United Kingdom | Leeds-Bradford | 1,875,000 | 188 | 488 | 9,400 | 3,600 | A:A | 2019 | 2011 | 1,778,000 |
| 998 | United Kingdom | Leicester | 545,000 | 42 | 109 | 12,100 | 4,700 | A:A | 2019 | 2011 | 509,000 |
| | United Kingdom | Lincoln | 115,000 | 13 | 33 | 9,100 | 3,500 | A:A | 2011 | 2011 | 115,000 |
| 599 | United Kingdom | Liverpool | 900,000 | 77 | 200 | 11,200 | 4,300 | A:A | 2019 | 2011 | 864,000 |
| | United Kingdom | Livingston | 60,000 | 10 | 26 | 6,000 | 2,300 | A:A | 2011 | 2011 | 60,000 |
| 35 | United Kingdom | London | 10,840,000 | 671 | 1,738 | 14,600 | 5,600 | A:A | 2019 | 2011 | 9,787,000 |
| | United Kingdom | Loughborough | 60,000 | 6 | 14 | 10,700 | 4,100 | A:A | 2011 | 2011 | 60,000 |
| | United Kingdom | Lowestoft | 70,000 | 8 | 22 | 8,500 | 3,300 | A:A | 2011 | 2011 | 71,000 |
| | United Kingdom | Luton | 260,000 | 20 | 51 | 13,200 | 5,100 | A:A | 2011 | 2011 | 258,000 |
| | United Kingdom | Macclesfield | 65,000 | 8 | 21 | 8,000 | 3,100 | A:A | 2011 | 2011 | 64,000 |
| | United Kingdom | Maidenhead | 65,000 | 7 | 19 | 9,100 | 3,500 | A:A | 2011 | 2011 | 65,000 |
| | United Kingdom | Maidstone | 110,000 | 10 | 25 | 11,000 | 4,200 | A:A | 2011 | 2011 | 108,000 |
| 187 | United Kingdom | Manchester | 2,705,000 | 243 | 630 | 10,500 | 4,100 | A:A | 2019 | 2011 | 2,553,000 |
| | United Kingdom | Mansfield | 170,000 | 19 | 48 | 9,200 | 3,600 | A:A | 2011 | 2011 | 172,000 |
| | United Kingdom | Medway Towns | 245,000 | 20 | 52 | 12,100 | 4,700 | A:A | 2011 | 2011 | 244,000 |
| | United Kingdom | Milton Keynes | 230,000 | 24 | 63 | 9,500 | 3,700 | A:A | 2011 | 2011 | 230,000 |
| | United Kingdom | Newbury/Thatcham | 70,000 | 8 | 20 | 8,900 | 3,400 | A:A | 2011 | 2011 | 68,000 |
| 651 | United Kingdom | Newcastle upon Tyne | 810,000 | 70 | 181 | 11,100 | 4,300 | A:A | 2019 | 2011 | 775,000 |
| | United Kingdom | Newport (Newport) | 305,000 | 33 | 84 | 9,400 | 3,600 | A:A | 2011 | 2011 | 307,000 |
| | United Kingdom | Northampton | 215,000 | 22 | 58 | 9,700 | 3,700 | A:A | 2011 | 2011 | 216,000 |
| | United Kingdom | Norwich | 215,000 | 24 | 62 | 8,900 | 3,400 | A:A | 2011 | 2011 | 213,000 |
| 678 | United Kingdom | Nottingham | 780,000 | 68 | 176 | 10,700 | 4,100 | A:A | 2019 | 2011 | 730,000 |
| | United Kingdom | Nuneaton | 95,000 | 9 | 23 | 10,500 | 4,000 | A:A | 2011 | 2011 | 93,000 |
| | United Kingdom | Oxford | 170,000 | 14 | 37 | 11,800 | 4,600 | A:A | 2011 | 2011 | 171,000 |
| | United Kingdom | Paignton/Torquay | 115,000 | 12 | 31 | 9,500 | 3,700 | A:A | 2011 | 2011 | 115,000 |

| | | | | | | | | | | | |
|-----|----------------|------------------------|---------|-----|-----|--------|-------|-----|------|------|---------|
| | United Kingdom | Peterborough | 165,000 | 17 | 44 | 9,500 | 3,700 | A:A | 2011 | 2011 | 163,000 |
| | United Kingdom | Plymouth | 260,000 | 23 | 60 | 11,300 | 4,400 | A:A | 2011 | 2011 | 260,000 |
| | United Kingdom | Preston | 315,000 | 32 | 82 | 9,800 | 3,800 | A:A | 2011 | 2011 | 313,000 |
| | United Kingdom | Reading | 320,000 | 32 | 84 | 9,800 | 3,800 | A:A | 2011 | 2011 | 318,000 |
| | United Kingdom | Redditch | 80,000 | 9 | 22 | 9,600 | 3,700 | A:A | 2011 | 2011 | 82,000 |
| | United Kingdom | Redhill | 55,000 | 6 | 16 | 9,400 | 3,600 | A:A | 2011 | 2011 | 57,000 |
| | United Kingdom | Royal Leamington Spa | 95,000 | 9 | 22 | 11,000 | 4,200 | A:A | 2011 | 2011 | 95,000 |
| | United Kingdom | Royal Tunbridge Wells | 70,000 | 7 | 17 | 10,600 | 4,100 | A:A | 2011 | 2011 | 69,000 |
| | United Kingdom | Rugby | 75,000 | 7 | 19 | 9,900 | 3,800 | A:A | 2011 | 2011 | 73,000 |
| | United Kingdom | Runcorn | 65,000 | 8 | 20 | 8,000 | 3,100 | A:A | 2011 | 2011 | 63,000 |
| | United Kingdom | Scarborough | 60,000 | 6 | 14 | 11,100 | 4,300 | A:A | 2011 | 2011 | 62,000 |
| | United Kingdom | Scunthorpe | 80,000 | 10 | 27 | 7,800 | 3,000 | A:A | 2011 | 2011 | 80,000 |
| 742 | United Kingdom | Sheffield | 725,000 | 65 | 167 | 10,600 | 4,100 | A:A | 2019 | 2011 | 685,000 |
| | United Kingdom | Shrewsbury | 70,000 | 8 | 21 | 8,700 | 3,400 | A:A | 2011 | 2011 | 72,000 |
| | United Kingdom | Slough | 165,000 | 13 | 34 | 12,400 | 4,800 | A:A | 2011 | 2011 | 164,000 |
| 585 | United Kingdom | Southampton-Portsmouth | 915,000 | 74 | 192 | 11,500 | 4,500 | A:A | 2019 | 2011 | 856,000 |
| | United Kingdom | Southend-on-Sea | 295,000 | 28 | 72 | 10,600 | 4,100 | A:A | 2011 | 2011 | 295,000 |
| | United Kingdom | Southport | 90,000 | 9 | 23 | 10,400 | 4,000 | A:A | 2011 | 2011 | 92,000 |
| | United Kingdom | Stafford | 70,000 | 8 | 20 | 8,700 | 3,400 | A:A | 2011 | 2011 | 69,000 |
| | United Kingdom | Stevenage | 90,000 | 8 | 22 | 10,600 | 4,100 | A:A | 2011 | 2011 | 90,000 |
| | United Kingdom | Stoke-on-Trent | 375,000 | 40 | 104 | 9,300 | 3,600 | A:A | 2011 | 2011 | 373,000 |
| | United Kingdom | Stroud | 60,000 | 10 | 25 | 6,300 | 2,400 | A:A | 2011 | 2011 | 60,000 |
| | United Kingdom | Sunderland | 335,000 | 32 | 83 | 10,400 | 4,000 | A:A | 2011 | 2011 | 335,000 |
| | United Kingdom | Swansea | 300,000 | 34 | 88 | 8,900 | 3,400 | A:A | 2011 | 2011 | 300,000 |
| | United Kingdom | Swindon | 185,000 | 18 | 47 | 10,200 | 4,000 | A:A | 2011 | 2011 | 186,000 |
| | United Kingdom | Tamworth | 80,000 | 8 | 21 | 10,300 | 4,000 | A:A | 2011 | 2011 | 82,000 |
| | United Kingdom | Taunton | 65,000 | 7 | 18 | 9,400 | 3,600 | A:A | 2011 | 2011 | 65,000 |
| | United Kingdom | Teesside | 375,000 | 42 | 108 | 9,000 | 3,500 | A:A | 2011 | 2011 | 377,000 |
| | United Kingdom | Telford | 150,000 | 18 | 48 | 8,000 | 3,100 | A:A | 2011 | 2011 | 148,000 |
| | United Kingdom | Thanet | 125,000 | 11 | 28 | 11,600 | 4,500 | A:A | 2011 | 2011 | 125,000 |
| | United Kingdom | Tonypandy | 65,000 | 5 | 13 | 12,800 | 4,900 | A:A | 2011 | 2011 | 63,000 |
| | United Kingdom | Warrington | 165,000 | 17 | 45 | 9,500 | 3,700 | A:A | 2011 | 2011 | 165,000 |
| | United Kingdom | Wellingborough | 50,000 | 5 | 14 | 9,400 | 3,600 | A:A | 2011 | 2011 | 51,000 |
| | United Kingdom | Welwyn Garden City | 60,000 | 7 | 19 | 8,200 | 3,200 | A:A | 2011 | 2011 | 60,000 |
| | United Kingdom | Weston-Super-Mare | 85,000 | 7 | 19 | 11,300 | 4,400 | A:A | 2011 | 2011 | 84,000 |
| | United Kingdom | Weymouth | 60,000 | 6 | 14 | 10,400 | 4,000 | A:A | 2011 | 2011 | 58,000 |
| | United Kingdom | Widnes | 60,000 | 7 | 19 | 8,400 | 3,200 | A:A | 2011 | 2011 | 61,000 |
| | United Kingdom | Wigan | 175,000 | 17 | 44 | 10,400 | 4,000 | A:A | 2011 | 2011 | 175,000 |
| | United Kingdom | Worcester | 100,000 | 10 | 25 | 10,700 | 4,100 | A:A | 2011 | 2011 | 102,000 |
| | United Kingdom | Wrexham | 65,000 | 7 | 17 | 9,800 | 3,800 | A:A | 2011 | 2011 | 66,000 |
| | United Kingdom | York | 155,000 | 13 | 34 | 11,700 | 4,500 | A:A | 2011 | 2011 | 154,000 |
| | United States | Aberdeen, MD | 215,000 | 131 | 339 | 1,600 | 600 | A:A | 2010 | 2010 | 214,000 |

| | | | | | | | | | | | |
|-----|---------------|-----------------------------------|-----------|-------|-------|-------|-------|-----|------|------|-----------|
| | United States | Abilene, TX | 110,000 | 55 | 142 | 2,000 | 800 | A:A | 2010 | 2010 | 110,000 |
| 860 | United States | Albany, NY | 625,000 | 296 | 767 | 2,000 | 800 | A:A | 2019 | 2010 | 595,000 |
| 622 | United States | Albuquerque, NM | 860,000 | 251 | 650 | 3,000 | 1,100 | A:A | 2019 | 2010 | 741,000 |
| 727 | United States | Allentown, PA-NJ | 735,000 | 346 | 896 | 1,900 | 700 | A:A | 2019 | 2010 | 665,000 |
| | United States | Amarillo, TX | 195,000 | 81 | 210 | 2,400 | 900 | A:A | 2010 | 2010 | 197,000 |
| | United States | Anchorage, AK | 250,000 | 85 | 220 | 3,000 | 1,100 | A:A | 2010 | 2010 | 251,000 |
| | United States | Antioch, CA | 330,000 | 81 | 210 | 3,400 | 1,300 | A:A | 2019 | 2010 | 278,000 |
| | United States | Appleton, WI | 215,000 | 104 | 269 | 2,100 | 800 | A:A | 2010 | 2010 | 216,000 |
| | United States | Asheville, NC | 330,000 | 265 | 686 | 1,100 | 400 | A:A | 2019 | 2010 | 281,000 |
| | United States | Athens, GA | 130,000 | 98 | 254 | 1,300 | 500 | A:A | 2010 | 2010 | 129,000 |
| 79 | United States | Atlanta, GA | 5,580,000 | 2,817 | 7,296 | 1,700 | 600 | N:A | 2019 | 2010 | 4,684,000 |
| | United States | Atlantic City, NJ | 250,000 | 125 | 324 | 2,000 | 800 | A:A | 2010 | 2010 | 248,000 |
| | United States | Augusta, GA-SC | 425,000 | 260 | 673 | 1,500 | 600 | A:A | 2019 | 2010 | 387,000 |
| 293 | United States | Austin, TX | 1,805,000 | 523 | 1,355 | 2,600 | 1,000 | A:A | 2019 | 2010 | 1,362,000 |
| 843 | United States | Bakersfield, CA | 635,000 | 138 | 357 | 3,800 | 1,500 | A:A | 2019 | 2010 | 524,000 |
| 786 | United States | Baton Rouge, LA | 690,000 | 367 | 951 | 1,600 | 600 | A:A | 2019 | 2010 | 594,000 |
| | United States | Beaumont, TX | 150,000 | 92 | 238 | 1,600 | 600 | A:A | 2010 | 2010 | 148,000 |
| | United States | Bellingham, WA | 115,000 | 48 | 124 | 2,400 | 900 | A:A | 2010 | 2010 | 114,000 |
| | United States | Billings, MT | 115,000 | 53 | 137 | 2,200 | 800 | A:A | 2010 | 2010 | 115,000 |
| | United States | Binghamton, NY-PA | 160,000 | 74 | 192 | 2,100 | 800 | A:A | 2010 | 2010 | 158,000 |
| 648 | United States | Birmingham, AL | 815,000 | 530 | 1,373 | 1,400 | 500 | A:A | 2019 | 2010 | 749,000 |
| | United States | Bloomington, IL | 135,000 | 49 | 127 | 2,700 | 1,000 | A:A | 2010 | 2010 | 133,000 |
| | United States | Bloomington, IN | 110,000 | 45 | 117 | 2,400 | 900 | A:A | 2010 | 2010 | 109,000 |
| | United States | Boise, ID | 415,000 | 134 | 347 | 2,600 | 1,000 | A:A | 2019 | 2010 | 350,000 |
| | United States | Bonita Springs, FL | 310,000 | 187 | 484 | 1,700 | 600 | A:A | 2010 | 2010 | 310,000 |
| 55 | United States | Boston-Providence, MA-RI-NH-CT-ME | 7,130,000 | 3,548 | 9,189 | 2,000 | 800 | N:A | 2019 | 2010 | 6,933,000 |
| | United States | Boulder, CO | 115,000 | 32 | 83 | 3,600 | 1,400 | A:A | 2010 | 2010 | 115,000 |
| | United States | Brownsville, TX | 220,000 | 82 | 212 | 2,700 | 1,000 | A:A | 2010 | 2010 | 218,000 |
| 585 | United States | Buffalo, NY | 915,000 | 380 | 984 | 2,500 | 1,000 | A:A | 2019 | 2010 | 936,000 |
| | United States | Burlington, NC | 120,000 | 90 | 233 | 1,300 | 500 | A:A | 2010 | 2010 | 120,000 |
| | United States | Burlington, VT | 110,000 | 62 | 161 | 1,800 | 700 | A:A | 2010 | 2010 | 109,000 |
| 727 | United States | Cape Coral, FL | 735,000 | 330 | 855 | 1,600 | 600 | A:A | 2019 | 2010 | 530,000 |
| | United States | Cedar Rapids, IA | 180,000 | 83 | 215 | 2,100 | 800 | A:A | 2010 | 2010 | 178,000 |
| | United States | Champaign, IL | 145,000 | 47 | 122 | 3,100 | 1,200 | A:A | 2010 | 2010 | 145,000 |
| 827 | United States | Charleston, SC | 655,000 | 293 | 759 | 1,900 | 700 | A:A | 2019 | 2010 | 548,000 |
| | United States | Charleston, WV | 155,000 | 98 | 254 | 1,600 | 600 | A:A | 2010 | 2010 | 153,000 |
| 211 | United States | Charlotte, NC-SC | 2,440,000 | 1,156 | 2,994 | 1,500 | 600 | A:A | 2019 | 2010 | 1,739,000 |
| | United States | Chattanooga, TN-GA | 410,000 | 300 | 777 | 1,300 | 500 | A:A | 2019 | 2010 | 381,000 |
| 41 | United States | Chicago, IL-IN-WI | 9,275,000 | 2,647 | 6,856 | 3,400 | 1,300 | N:A | 2019 | 2010 | 9,023,000 |
| 313 | United States | Cincinnati, OH-KY-IN | 1,720,000 | 788 | 2,041 | 2,100 | 800 | A:A | 2019 | 2010 | 1,625,000 |
| | United States | Clarksville, TN-KY | 160,000 | 110 | 285 | 1,400 | 600 | A:A | 2010 | 2010 | 159,000 |
| 177 | United States | Cleveland, OH | 2,815,000 | 1,364 | 3,533 | 2,100 | 800 | A:A | 2019 | 2010 | 2,810,000 |

| | | | | | | | | | | | |
|------|---------------|-----------------------|-----------|-------|-------|-------|-------|-----|------|------|-----------|
| | United States | College Station, TX | 170,000 | 71 | 184 | 2,400 | 900 | A:A | 2010 | 2010 | 171,000 |
| 843 | United States | Colorado Springs, CO | 635,000 | 188 | 487 | 3,000 | 1,100 | A:A | 2019 | 2010 | 559,000 |
| | United States | Columbia, MO | 125,000 | 62 | 161 | 2,000 | 800 | A:A | 2010 | 2010 | 125,000 |
| 820 | United States | Columbia, SC | 660,000 | 380 | 984 | 1,400 | 600 | A:A | 2019 | 2010 | 550,000 |
| | United States | Columbus, GA-AL | 255,000 | 147 | 381 | 1,700 | 700 | A:A | 2010 | 2010 | 254,000 |
| 344 | United States | Columbus, OH | 1,560,000 | 510 | 1,321 | 2,700 | 1,000 | A:A | 2019 | 2010 | 1,368,000 |
| | United States | Corpus Christi, TX | 340,000 | 120 | 311 | 2,700 | 1,000 | A:A | 2019 | 2010 | 320,000 |
| 61 | United States | Dallas-Fort Worth, TX | 6,550,000 | 1,998 | 5,175 | 2,800 | 1,100 | N:A | 2019 | 2010 | 5,658,000 |
| | United States | Davenport, IA-IL | 280,000 | 138 | 357 | 2,000 | 800 | A:A | 2010 | 2010 | 280,000 |
| 717 | United States | Dayton, OH | 740,000 | 351 | 909 | 2,100 | 800 | A:A | 2019 | 2010 | 724,000 |
| | United States | Deltona, FL | 180,000 | 96 | 249 | 1,900 | 700 | A:A | 2010 | 2010 | 182,000 |
| 190 | United States | Denver, CO | 2,690,000 | 668 | 1,730 | 3,600 | 1,400 | A:A | 2019 | 2010 | 2,374,000 |
| 1049 | United States | Des Moines, IA | 515,000 | 201 | 521 | 2,200 | 900 | A:A | 2019 | 2010 | 450,000 |
| 108 | United States | Detroit, MI | 4,050,000 | 1,600 | 4,144 | 2,600 | 1,000 | A:A | 2019 | 2010 | 4,160,000 |
| | United States | Dover, DE | 110,000 | 74 | 192 | 1,500 | 600 | A:A | 2010 | 2010 | 111,000 |
| | United States | Duluth, MN-WI | 120,000 | 70 | 181 | 1,700 | 700 | A:A | 2010 | 2010 | 120,000 |
| | United States | Eau Claire, WI | 105,000 | 69 | 179 | 1,500 | 600 | A:A | 2010 | 2010 | 103,000 |
| | United States | El Centro, CA | 110,000 | 30 | 78 | 3,600 | 1,400 | A:A | 2010 | 2010 | 108,000 |
| 597 | United States | El Paso, TX-NM | 905,000 | 251 | 650 | 3,200 | 1,200 | A:A | 2019 | 2010 | 803,000 |
| | United States | Elkhart, IN-MI | 145,000 | 92 | 238 | 1,600 | 600 | A:A | 2010 | 2010 | 144,000 |
| | United States | Erie, PA | 195,000 | 82 | 212 | 2,400 | 900 | A:A | 2010 | 2010 | 197,000 |
| | United States | Eugene, OR | 245,000 | 87 | 225 | 2,800 | 1,100 | A:A | 2010 | 2010 | 247,000 |
| | United States | Evansville, IN-KY | 230,000 | 119 | 308 | 1,900 | 700 | A:A | 2010 | 2010 | 229,000 |
| | United States | Fairfield, CA | 135,000 | 39 | 101 | 3,400 | 1,300 | A:A | 2010 | 2010 | 134,000 |
| | United States | Fargo, ND-MN | 175,000 | 70 | 181 | 2,500 | 1,000 | A:A | 2010 | 2010 | 177,000 |
| | United States | Fayetteville, AR-MO | 425,000 | 188 | 487 | 1,600 | 600 | A:A | 2019 | 2010 | 295,000 |
| | United States | Fayetteville, NC | 310,000 | 198 | 513 | 1,600 | 600 | A:A | 2010 | 2010 | 310,000 |
| | United States | Flint, MI | 355,000 | 236 | 611 | 1,500 | 600 | A:A | 2010 | 2010 | 356,000 |
| | United States | Fort Collins, CO | 265,000 | 110 | 285 | 2,400 | 900 | A:A | 2010 | 2010 | 264,000 |
| | United States | Fort Smith, AR-OK | 125,000 | 71 | 184 | 1,700 | 700 | A:A | 2010 | 2010 | 123,000 |
| | United States | Fort Walton Beach, FL | 190,000 | 121 | 313 | 1,600 | 600 | A:A | 2010 | 2010 | 192,000 |
| | United States | Fort Wayne, IN | 315,000 | 172 | 445 | 1,800 | 700 | A:A | 2010 | 2010 | 313,000 |
| | United States | Frederick, MD | 140,000 | 73 | 189 | 1,900 | 800 | A:A | 2010 | 2010 | 142,000 |
| | United States | Fredericksburg, VA | 140,000 | 78 | 202 | 1,800 | 700 | A:A | 2010 | 2010 | 141,000 |
| 727 | United States | Fresno, CA | 735,000 | 171 | 443 | 3,800 | 1,500 | A:A | 2019 | 2010 | 655,000 |
| | United States | Gainesville, FL | 190,000 | 87 | 225 | 2,200 | 800 | A:A | 2010 | 2010 | 188,000 |
| | United States | Gainesville, GA | 130,000 | 126 | 326 | 1,000 | 400 | A:A | 2010 | 2010 | 131,000 |
| | United States | Grand Junction, CO | 130,000 | 79 | 205 | 1,600 | 600 | A:A | 2010 | 2010 | 128,000 |
| 916 | United States | Grand Rapids, MI | 595,000 | 281 | 728 | 2,000 | 800 | A:A | 2019 | 2010 | 570,000 |
| | United States | Greeley, CO | 120,000 | 41 | 106 | 2,900 | 1,100 | A:A | 2010 | 2010 | 118,000 |
| | United States | Green Bay, WI | 205,000 | 105 | 272 | 2,000 | 800 | A:A | 2010 | 2010 | 207,000 |
| | United States | Greensboro, NC | 345,000 | 185 | 479 | 1,700 | 700 | A:A | 2019 | 2010 | 312,000 |

| | | | | | | | | | | | |
|------|---------------|----------------------|-----------|-------|-------|-------|-------|-----|------|------|-----------|
| | United States | Greenville, NC | 120,000 | 65 | 168 | 1,800 | 700 | A:A | 2010 | 2010 | 118,000 |
| | United States | Greenville, SC | 485,000 | 320 | 829 | 1,300 | 500 | A:A | 2019 | 2010 | 400,000 |
| | United States | Gulfport, MS | 210,000 | 165 | 427 | 1,300 | 500 | A:A | 2010 | 2010 | 209,000 |
| | United States | Hagerstown, MD-WV-PA | 185,000 | 133 | 344 | 1,400 | 500 | A:A | 2010 | 2010 | 183,000 |
| | United States | Harlingen, TX | 135,000 | 83 | 215 | 1,600 | 600 | A:A | 2010 | 2010 | 136,000 |
| 1055 | United States | Harrisburg, PA | 510,000 | 260 | 673 | 1,700 | 700 | A:A | 2019 | 2010 | 444,000 |
| 545 | United States | Hartford, CT | 980,000 | 516 | 1,336 | 1,800 | 700 | A:A | 2019 | 2010 | 925,000 |
| | United States | Hemet, CA | 165,000 | 49 | 127 | 3,300 | 1,300 | A:A | 2010 | 2010 | 163,000 |
| | United States | Hickory, NC | 210,000 | 262 | 679 | 800 | 300 | A:A | 2010 | 2010 | 212,000 |
| | United States | High Point, NC | 165,000 | 113 | 293 | 1,500 | 600 | A:A | 2010 | 2010 | 166,000 |
| 619 | United States | Honolulu, HI | 865,000 | 170 | 440 | 4,700 | 1,800 | A:A | 2019 | 2010 | 802,000 |
| | United States | Houma, LA | 145,000 | 91 | 236 | 1,600 | 600 | A:A | 2010 | 2010 | 145,000 |
| 66 | United States | Houston, TX | 6,315,000 | 1,869 | 4,841 | 2,800 | 1,100 | N:A | 2019 | 2010 | 5,291,000 |
| | United States | Huntington, WV-KY-OH | 205,000 | 130 | 337 | 1,600 | 600 | A:A | 2010 | 2010 | 203,000 |
| | United States | Huntsville, AL | 350,000 | 210 | 544 | 1,400 | 500 | A:A | 2019 | 2010 | 287,000 |
| 315 | United States | Indianapolis, IN | 1,705,000 | 706 | 1,829 | 2,100 | 800 | A:A | 2019 | 2010 | 1,487,000 |
| | United States | Indio, CA | 345,000 | 144 | 373 | 2,400 | 900 | A:A | 2010 | 2010 | 346,000 |
| | United States | Iowa City, IA | 105,000 | 46 | 119 | 2,300 | 900 | A:A | 2010 | 2010 | 107,000 |
| | United States | Jackson, MS | 400,000 | 242 | 627 | 1,500 | 600 | A:A | 2019 | 2010 | 351,000 |
| 433 | United States | Jacksonville, FL | 1,215,000 | 530 | 1,373 | 2,000 | 800 | A:A | 2019 | 2010 | 1,065,000 |
| | United States | Jacksonville, NC | 105,000 | 71 | 184 | 1,500 | 600 | A:A | 2010 | 2010 | 105,000 |
| | United States | Johnson City, TN | 120,000 | 110 | 285 | 1,100 | 400 | A:A | 2010 | 2010 | 120,000 |
| | United States | Kailua, HI | 115,000 | 39 | 101 | 2,900 | 1,100 | A:A | 2010 | 2010 | 114,000 |
| | United States | Kalamazoo, MI | 210,000 | 132 | 342 | 1,600 | 600 | A:A | 2010 | 2010 | 210,000 |
| 306 | United States | Kansas City, MO-KS | 1,735,000 | 719 | 1,862 | 2,200 | 900 | A:A | 2019 | 2010 | 1,604,000 |
| | United States | Kennewick, WA | 210,000 | 102 | 264 | 2,100 | 800 | A:A | 2010 | 2010 | 211,000 |
| | United States | Killeen, TX | 220,000 | 85 | 220 | 2,600 | 1,000 | A:A | 2010 | 2010 | 218,000 |
| | United States | Kingsport, TN-VA | 105,000 | 114 | 295 | 900 | 400 | A:A | 2010 | 2010 | 107,000 |
| 797 | United States | Knoxville, TN | 680,000 | 438 | 1,134 | 1,300 | 500 | A:A | 2019 | 2010 | 559,000 |
| | United States | La Crosse, WI-MN | 100,000 | 51 | 132 | 2,000 | 800 | A:A | 2010 | 2010 | 101,000 |
| | United States | Lady Lake, FL | 115,000 | 71 | 184 | 1,600 | 600 | A:A | 2010 | 2010 | 113,000 |
| | United States | Lafayette, IN | 150,000 | 64 | 166 | 2,300 | 900 | A:A | 2010 | 2010 | 148,000 |
| | United States | Lafayette, LA | 255,000 | 179 | 464 | 1,400 | 500 | A:A | 2010 | 2010 | 253,000 |
| | United States | Lake Charles, LA | 145,000 | 127 | 329 | 1,100 | 400 | A:A | 2010 | 2010 | 143,000 |
| | United States | Lakeland, FL | 265,000 | 146 | 378 | 1,800 | 700 | A:A | 2010 | 2010 | 263,000 |
| | United States | Lancaster, CA | 440,000 | 116 | 300 | 2,900 | 1,100 | A:A | 2019 | 2010 | 341,000 |
| | United States | Lancaster, PA | 465,000 | 248 | 642 | 1,600 | 600 | A:A | 2019 | 2010 | 402,000 |
| | United States | Lansing, MI | 315,000 | 158 | 409 | 2,000 | 800 | A:A | 2010 | 2010 | 314,000 |
| | United States | Laredo, TX | 235,000 | 66 | 171 | 3,600 | 1,400 | A:A | 2010 | 2010 | 236,000 |
| | United States | Las Cruces, NM | 130,000 | 65 | 168 | 2,000 | 800 | A:A | 2010 | 2010 | 129,000 |
| 212 | United States | Las Vegas, NV | 2,415,000 | 417 | 1,080 | 4,500 | 1,700 | A:A | 2019 | 2010 | 1,886,000 |
| | United States | Leesburg, FL | 130,000 | 94 | 243 | 1,400 | 500 | A:A | 2010 | 2010 | 131,000 |

| | | | | | | | | | | | |
|-----|---------------|-----------------------------|------------|-------|--------|-------|-------|-----|------|------|------------|
| | United States | Lexington, KY | 290,000 | 88 | 228 | 3,300 | 1,300 | A:A | 2010 | 2010 | 290,000 |
| | United States | Lincoln, NE | 260,000 | 88 | 228 | 2,900 | 1,100 | A:A | 2010 | 2010 | 259,000 |
| | United States | Little Rock, AR | 490,000 | 258 | 668 | 1,700 | 600 | A:A | 2019 | 2010 | 431,000 |
| | United States | Lorain, OH | 180,000 | 100 | 259 | 1,800 | 700 | A:A | 2010 | 2010 | 181,000 |
| 18 | United States | Los Angeles, CA | 15,440,000 | 2,432 | 6,299 | 6,000 | 2,300 | N:A | 2019 | 2010 | 14,667,000 |
| 507 | United States | Louisville, KY-IN | 1,060,000 | 477 | 1,235 | 2,000 | 800 | A:A | 2019 | 2010 | 973,000 |
| | United States | Lubbock, TX | 235,000 | 96 | 249 | 2,500 | 1,000 | A:A | 2010 | 2010 | 237,000 |
| | United States | Lynchburg, VA | 115,000 | 89 | 231 | 1,300 | 500 | A:A | 2010 | 2010 | 117,000 |
| | United States | Macon, GA | 140,000 | 98 | 254 | 1,400 | 500 | A:A | 2010 | 2010 | 138,000 |
| | United States | Madison, WI | 460,000 | 151 | 391 | 2,700 | 1,000 | A:A | 2019 | 2010 | 402,000 |
| | United States | Marysville, WA | 145,000 | 82 | 212 | 1,800 | 700 | A:A | 2010 | 2010 | 145,000 |
| | United States | Mauldin, SC | 120,000 | 84 | 218 | 1,400 | 600 | A:A | 2010 | 2010 | 121,000 |
| 585 | United States | McAllen, TX | 915,000 | 358 | 927 | 2,000 | 800 | A:A | 2019 | 2010 | 729,000 |
| | United States | Medford, OR | 155,000 | 65 | 168 | 2,400 | 900 | A:A | 2010 | 2010 | 154,000 |
| 468 | United States | Memphis, TN-MS-AR | 1,130,000 | 497 | 1,287 | 2,100 | 800 | A:A | 2019 | 2010 | 1,060,000 |
| | United States | Merced, CA | 135,000 | 48 | 124 | 2,900 | 1,100 | A:A | 2010 | 2010 | 137,000 |
| 72 | United States | Miami, FL | 5,955,000 | 1,239 | 3,209 | 4,400 | 1,700 | A:A | 2019 | 2010 | 5,502,000 |
| | United States | Midland, TX | 120,000 | 53 | 137 | 2,200 | 900 | A:A | 2010 | 2010 | 118,000 |
| 373 | United States | Milwaukee, WI | 1,430,000 | 546 | 1,414 | 2,500 | 1,000 | A:A | 2019 | 2010 | 1,376,000 |
| 174 | United States | Minneapolis-St. Paul, MN-WI | 2,855,000 | 1,022 | 2,647 | 2,600 | 1,000 | A:A | 2019 | 2010 | 2,651,000 |
| | United States | Mobile, AL | 325,000 | 223 | 578 | 1,500 | 600 | A:A | 2010 | 2010 | 326,000 |
| | United States | Modesto, CA | 395,000 | 92 | 238 | 3,900 | 1,500 | A:A | 2019 | 2010 | 358,000 |
| | United States | Monroe, LA | 115,000 | 82 | 212 | 1,400 | 600 | A:A | 2010 | 2010 | 117,000 |
| | United States | Montgomery, AL | 265,000 | 154 | 399 | 1,700 | 700 | A:A | 2010 | 2010 | 264,000 |
| | United States | Murfreesboro, TN | 135,000 | 77 | 199 | 1,700 | 700 | A:A | 2010 | 2010 | 133,000 |
| 786 | United States | Murrieta, CA | 690,000 | 162 | 420 | 2,700 | 1,100 | A:A | 2019 | 2010 | 442,000 |
| | United States | Muskegon, MI | 160,000 | 112 | 290 | 1,400 | 600 | A:A | 2010 | 2010 | 161,000 |
| | United States | Myrtle Beach, SC-NC | 215,000 | 190 | 492 | 1,100 | 400 | A:A | 2010 | 2010 | 215,000 |
| | United States | Nampa, ID | 150,000 | 69 | 179 | 2,200 | 800 | A:A | 2010 | 2010 | 151,000 |
| 458 | United States | Nashville, TN | 1,155,000 | 563 | 1,458 | 1,700 | 700 | A:A | 2019 | 2010 | 970,000 |
| 550 | United States | New Orleans, LA | 970,000 | 251 | 650 | 3,600 | 1,400 | A:A | 2019 | 2010 | 900,000 |
| 8 | United States | New York, NY-NJ-CT | 21,045,000 | 4,585 | 11,875 | 4,500 | 1,700 | N:A | 2019 | 2010 | 20,560,000 |
| | United States | Norman, OK | 105,000 | 45 | 117 | 2,300 | 900 | A:A | 2010 | 2010 | 104,000 |
| | United States | North Port, FL | 170,000 | 119 | 308 | 1,400 | 600 | A:A | 2010 | 2010 | 170,000 |
| | United States | Norwich, CT-RI | 210,000 | 152 | 394 | 1,400 | 500 | A:A | 2010 | 2010 | 209,000 |
| | United States | Ocala, FL | 155,000 | 112 | 290 | 1,400 | 500 | A:A | 2010 | 2010 | 157,000 |
| | United States | Odessa, TX | 125,000 | 59 | 153 | 2,100 | 800 | A:A | 2010 | 2010 | 126,000 |
| 562 | United States | Oklahoma City, OK | 950,000 | 411 | 1,064 | 2,100 | 800 | A:A | 2019 | 2010 | 862,000 |
| | United States | Olympia, WA | 175,000 | 106 | 275 | 1,700 | 600 | A:A | 2010 | 2010 | 177,000 |
| 656 | United States | Omaha, NE-IA | 805,000 | 271 | 702 | 2,700 | 1,000 | A:A | 2019 | 2010 | 725,000 |
| 209 | United States | Orlando, FL | 2,455,000 | 773 | 2,002 | 2,400 | 900 | N:A | 2019 | 2010 | 1,867,000 |
| | United States | Oxnard, CA | 390,000 | 84 | 218 | 4,400 | 1,700 | A:A | 2019 | 2010 | 367,000 |

| | | | | | | | | | | | |
|------|---------------|----------------------------|-----------|-------|-------|-------|-------|-----|------|------|-----------|
| 1067 | United States | Palm Bay, FL | 500,000 | 232 | 601 | 2,000 | 800 | A:A | 2019 | 2010 | 453,000 |
| | United States | Palm Coast, FL | 350,000 | 179 | 464 | 1,900 | 800 | A:A | 2010 | 2010 | 349,000 |
| | United States | Panama City, FL | 145,000 | 92 | 238 | 1,600 | 600 | A:A | 2010 | 2010 | 143,000 |
| | United States | Pensacola, FL-AL | 340,000 | 233 | 603 | 1,500 | 600 | A:A | 2010 | 2010 | 340,000 |
| | United States | Peoria, IL | 265,000 | 144 | 373 | 1,900 | 700 | A:A | 2010 | 2010 | 267,000 |
| 75 | United States | Philadelphia, PA-NJ-DE-MD | 5,780,000 | 2,060 | 5,335 | 2,700 | 1,000 | A:A | 2019 | 2010 | 5,549,000 |
| 96 | United States | Phoenix, AZ | 4,480,000 | 1,245 | 3,225 | 3,100 | 1,200 | N:A | 2019 | 2010 | 3,846,000 |
| 311 | United States | Pittsburgh, PA | 1,725,000 | 905 | 2,344 | 1,900 | 700 | A:A | 2019 | 2010 | 1,734,000 |
| | United States | Port Arthur, TX | 155,000 | 106 | 275 | 1,400 | 600 | A:A | 2010 | 2010 | 153,000 |
| | United States | Port St. Lucie, FL | 375,000 | 208 | 539 | 1,800 | 700 | A:A | 2010 | 2010 | 376,000 |
| | United States | Portland, ME | 205,000 | 136 | 352 | 1,500 | 600 | A:A | 2010 | 2010 | 204,000 |
| 257 | United States | Portland, OR-WA | 2,060,000 | 524 | 1,357 | 3,500 | 1,400 | A:A | 2019 | 2010 | 1,850,000 |
| | United States | Poughkeepsie, NY-NJ | 425,000 | 327 | 847 | 1,300 | 500 | A:A | 2010 | 2010 | 424,000 |
| | United States | Pueblo, CO | 135,000 | 74 | 192 | 1,900 | 700 | A:A | 2010 | 2010 | 137,000 |
| | United States | Racine, WI | 135,000 | 49 | 127 | 2,700 | 1,100 | A:A | 2010 | 2010 | 134,000 |
| 313 | United States | Raleigh, NC | 1,720,000 | 700 | 1,813 | 1,800 | 700 | N:A | 2019 | 2010 | 1,232,000 |
| | United States | Reading, PA | 265,000 | 104 | 269 | 2,600 | 1,000 | A:A | 2010 | 2010 | 266,000 |
| | United States | Redding, CA | 120,000 | 71 | 184 | 1,700 | 600 | A:A | 2010 | 2010 | 118,000 |
| | United States | Reno, NV-CA | 390,000 | 164 | 425 | 2,400 | 900 | A:A | 2010 | 2010 | 392,000 |
| 507 | United States | Richmond, VA | 1,060,000 | 492 | 1,274 | 1,900 | 700 | A:A | 2019 | 2010 | 954,000 |
| | United States | Roanoke, VA | 210,000 | 124 | 321 | 1,700 | 700 | A:A | 2010 | 2010 | 210,000 |
| | United States | Rochester, MN | 110,000 | 51 | 132 | 2,100 | 800 | A:A | 2010 | 2010 | 108,000 |
| 717 | United States | Rochester, NY | 740,000 | 324 | 839 | 2,200 | 900 | A:A | 2019 | 2010 | 721,000 |
| | United States | Rockford, IL | 295,000 | 153 | 396 | 1,900 | 700 | A:A | 2010 | 2010 | 297,000 |
| 270 | United States | Sacramento, CA | 1,995,000 | 471 | 1,220 | 3,700 | 1,400 | A:A | 2019 | 2010 | 1,724,000 |
| | United States | Saginaw, MI | 125,000 | 71 | 184 | 1,800 | 700 | A:A | 2010 | 2010 | 126,000 |
| | United States | Salem, OR | 235,000 | 76 | 197 | 3,100 | 1,200 | A:A | 2010 | 2010 | 237,000 |
| | United States | Salinas, CA | 185,000 | 49 | 127 | 3,800 | 1,500 | A:A | 2010 | 2010 | 185,000 |
| 232 | United States | Salt Lake City, UT | 2,260,000 | 664 | 1,720 | 3,100 | 1,200 | N:A | 2019 | 2010 | 2,050,000 |
| 247 | United States | San Antonio, TX | 2,130,000 | 597 | 1,546 | 2,900 | 1,100 | A:A | 2019 | 2010 | 1,758,000 |
| 156 | United States | San Diego, CA | 3,175,000 | 732 | 1,896 | 4,000 | 1,600 | A:A | 2019 | 2010 | 2,957,000 |
| 69 | United States | San Francisco-San Jose, CA | 6,100,000 | 1,106 | 2,865 | 5,300 | 2,100 | N:A | 2019 | 2010 | 5,892,000 |
| | United States | Santa Barbara, CA | 195,000 | 56 | 145 | 3,500 | 1,400 | A:A | 2010 | 2010 | 196,000 |
| | United States | Santa Clarita, CA | 260,000 | 77 | 199 | 3,400 | 1,300 | A:A | 2010 | 2010 | 259,000 |
| | United States | Santa Cruz, CA | 165,000 | 58 | 150 | 2,800 | 1,100 | A:A | 2010 | 2010 | 164,000 |
| | United States | Santa Maria, CA | 130,000 | 29 | 75 | 4,500 | 1,700 | A:A | 2010 | 2010 | 130,000 |
| | United States | Santa Rosa, CA | 310,000 | 98 | 254 | 3,100 | 1,200 | A:A | 2010 | 2010 | 308,000 |
| 760 | United States | Sarasota, FL | 710,000 | 327 | 847 | 2,000 | 800 | A:A | 2019 | 2010 | 643,000 |
| | United States | Savannah, GA | 260,000 | 165 | 427 | 1,600 | 600 | A:A | 2010 | 2010 | 261,000 |
| | United States | Scranton, PA | 380,000 | 171 | 443 | 2,200 | 900 | A:A | 2010 | 2010 | 382,000 |
| | United States | Seaside, CA | 115,000 | 39 | 101 | 2,900 | 1,100 | A:A | 2010 | 2010 | 114,000 |
| 123 | United States | Seattle, WA | 3,715,000 | 1,239 | 3,209 | 2,800 | 1,100 | N:A | 2019 | 2010 | 3,411,000 |

| | | | | | | | | | | | |
|------|---------------|--------------------------------|-----------|-------|-------|-------|-------|-----|------|------|-----------|
| | United States | Sebastian, FL | 150,000 | 97 | 251 | 1,500 | 600 | A:A | 2010 | 2010 | 149,000 |
| | United States | Shreveport LA | 300,000 | 185 | 479 | 1,600 | 600 | A:A | 2010 | 2010 | 298,000 |
| | United States | Simi Valley, CA | 125,000 | 31 | 80 | 4,000 | 1,600 | A:A | 2010 | 2010 | 125,000 |
| | United States | Sioux City, IA-NE-SD | 105,000 | 54 | 140 | 2,000 | 800 | A:A | 2010 | 2010 | 106,000 |
| | United States | Sioux Falls, SD | 155,000 | 64 | 166 | 2,500 | 900 | A:A | 2010 | 2010 | 157,000 |
| | United States | South Bend, IN-MI | 280,000 | 161 | 417 | 1,700 | 700 | A:A | 2010 | 2010 | 278,000 |
| | United States | Spartanburg, SC | 180,000 | 190 | 492 | 1,000 | 400 | A:A | 2010 | 2010 | 181,000 |
| | United States | Spokane, WA | 430,000 | 164 | 425 | 2,400 | 900 | A:A | 2019 | 2010 | 388,000 |
| | United States | Spring Hill, FL | 150,000 | 115 | 298 | 1,300 | 500 | A:A | 2010 | 2010 | 148,000 |
| | United States | Springfield, IL | 160,000 | 92 | 238 | 1,800 | 700 | A:A | 2010 | 2010 | 161,000 |
| 820 | United States | Springfield, MA-CT | 660,000 | 349 | 904 | 1,800 | 700 | A:A | 2019 | 2010 | 621,000 |
| | United States | Springfield, MO | 325,000 | 142 | 368 | 1,900 | 700 | A:A | 2019 | 2010 | 274,000 |
| | United States | St. Cloud, MN | 110,000 | 50 | 130 | 2,200 | 900 | A:A | 2010 | 2010 | 111,000 |
| 228 | United States | St. Louis, MO-IL | 2,295,000 | 978 | 2,533 | 2,300 | 900 | A:A | 2019 | 2010 | 2,236,000 |
| | United States | Stockton, CA | 370,000 | 93 | 241 | 4,000 | 1,500 | A:A | 2010 | 2010 | 371,000 |
| | United States | Syracuse, NY | 420,000 | 195 | 505 | 2,100 | 800 | A:A | 2019 | 2010 | 412,000 |
| | United States | Tallahassee, FL | 240,000 | 127 | 329 | 1,900 | 700 | A:A | 2010 | 2010 | 240,000 |
| 185 | United States | Tampa-St. Petersburg, FL | 2,745,000 | 957 | 2,479 | 2,600 | 1,000 | A:A | 2019 | 2010 | 2,442,000 |
| | United States | Texas City, TX | 105,000 | 76 | 197 | 1,400 | 500 | A:A | 2010 | 2010 | 106,000 |
| | United States | Thousand Oaks, CA | 215,000 | 86 | 223 | 2,500 | 1,000 | A:A | 2010 | 2010 | 215,000 |
| 1049 | United States | Toledo, OH-MI | 515,000 | 240 | 622 | 2,100 | 800 | A:A | 2019 | 2010 | 508,000 |
| | United States | Topeka, KS | 150,000 | 80 | 207 | 1,900 | 700 | A:A | 2010 | 2010 | 150,000 |
| 566 | United States | Tucson, AZ | 940,000 | 353 | 914 | 2,400 | 900 | A:A | 2019 | 2010 | 843,000 |
| 737 | United States | Tulsa, OK | 730,000 | 336 | 870 | 1,900 | 800 | A:A | 2019 | 2010 | 655,000 |
| | United States | Tuscaloosa, AL | 140,000 | 90 | 233 | 1,500 | 600 | A:A | 2010 | 2010 | 139,000 |
| | United States | Tyler, TX | 130,000 | 90 | 233 | 1,400 | 600 | A:A | 2010 | 2010 | 130,000 |
| | United States | Utica, NY | 115,000 | 62 | 161 | 1,900 | 700 | A:A | 2010 | 2010 | 117,000 |
| | United States | Victorville, CA | 460,000 | 167 | 433 | 2,000 | 800 | A:A | 2019 | 2010 | 328,000 |
| 362 | United States | Virginia Beach-Norfolk, VA | 1,475,000 | 515 | 1,334 | 2,800 | 1,100 | A:A | 2019 | 2010 | 1,440,000 |
| | United States | Visalia, CA | 220,000 | 63 | 163 | 3,500 | 1,300 | A:A | 2010 | 2010 | 219,000 |
| | United States | Waco, TX | 170,000 | 90 | 233 | 1,900 | 700 | A:A | 2010 | 2010 | 172,000 |
| | United States | Warner Robins, GA | 135,000 | 101 | 262 | 1,300 | 500 | A:A | 2010 | 2010 | 133,000 |
| 51 | United States | Washington-Baltimore, DC-VA-MD | 7,515,000 | 2,107 | 5,281 | 3,300 | 1,300 | A:A | 2019 | 2010 | 6,901,000 |
| | United States | Waterbury, CT | 195,000 | 90 | 233 | 2,200 | 800 | A:A | 2010 | 2010 | 195,000 |
| | United States | Waterloo, IA | 115,000 | 62 | 161 | 1,800 | 700 | A:A | 2010 | 2010 | 113,000 |
| 1055 | United States | Wichita, KS | 510,000 | 215 | 557 | 2,200 | 800 | A:A | 2019 | 2010 | 473,000 |
| | United States | Wilmington, NC | 220,000 | 134 | 347 | 1,600 | 600 | A:A | 2010 | 2010 | 220,000 |
| | United States | Winston-Salem, NC | 390,000 | 323 | 837 | 1,200 | 500 | A:A | 2010 | 2010 | 391,000 |
| | United States | Winter Haven, FL | 200,000 | 134 | 347 | 1,500 | 600 | A:A | 2010 | 2010 | 201,000 |
| | United States | Yakima, WA | 130,000 | 60 | 155 | 2,200 | 800 | A:A | 2010 | 2010 | 130,000 |
| | United States | York, PA | 230,000 | 132 | 342 | 1,800 | 700 | A:A | 2010 | 2010 | 232,000 |
| | United States | Youngstown, OH-PA | 370,000 | 241 | 624 | 1,600 | 600 | A:A | 2019 | 2010 | 388,000 |

| | | | | | | | | | | | |
|-----|--------------------|------------------|------------|-----|-------|--------|--------|-----|------|------|-----------|
| | United States | Yuba City, CA | 115,000 | 39 | 101 | 3,000 | 1,200 | A:A | 2010 | 2010 | 117,000 |
| | United States | Yuma, AZ-CA | 135,000 | 59 | 153 | 2,300 | 900 | A:A | 2010 | 2010 | 135,000 |
| 401 | Uruguay | Montevideo | 1,325,000 | 120 | 311 | 11,000 | 4,300 | C:B | 2019 | 2015 | 1,300,000 |
| | US: American Samoa | Tafuna | 45,000 | 25 | 65 | 1,900 | 700 | A:A | 2010 | 2010 | 47,000 |
| | US: Guam | Dededo | 140,000 | 60 | 155 | 2,300 | 900 | A:A | 2010 | 2010 | 140,000 |
| | US: N. Marianas | Saipan | 50,000 | 30 | 77 | 1,600 | 600 | A:A | 2010 | 2010 | 48,000 |
| | US: Puerto Rico | Aguadilla | 305,000 | 240 | 620 | 1,300 | 500 | A:A | 2010 | 2010 | 307,000 |
| | US: Puerto Rico | Arecibo | 140,000 | 84 | 218 | 1,700 | 600 | A:A | 2010 | 2010 | 140,000 |
| | US: Puerto Rico | Mayaguez | 110,000 | 53 | 137 | 2,100 | 800 | A:A | 2010 | 2010 | 110,000 |
| | US: Puerto Rico | Ponce | 150,000 | 44 | 114 | 3,400 | 1,300 | A:A | 2010 | 2010 | 150,000 |
| | US: Puerto Rico | San German | 120,000 | 95 | 246 | 1,200 | 500 | A:A | 2010 | 2010 | 118,000 |
| 251 | US: Puerto Rico | San Juan | 2,125,000 | 867 | 2,246 | 2,500 | 1,000 | A:A | 2019 | 2010 | 2,148,000 |
| | US: Puerto Rico | Yauco | 90,000 | 47 | 122 | 1,900 | 700 | A:A | 2010 | 2010 | 91,000 |
| | US:Virgin Islands | Charlotte Amalie | 50,000 | 24 | 62 | 2,100 | 800 | A:A | 2010 | 2010 | 51,000 |
| | US:Virgin Islands | Chistiansted | 45,000 | 35 | 91 | 1,300 | 500 | A:A | 2010 | 2010 | 47,000 |
| | Uzbekistan | Andizhan | 420,000 | 49 | 127 | 8,600 | 3,300 | D:B | 2019 | 2015 | 400,000 |
| | Uzbekistan | Bukhara | 250,000 | 70 | 181 | 3,600 | 1,400 | F:B | 2015 | 2015 | 250,000 |
| 986 | Uzbekistan | Namangan | 550,000 | 190 | 492 | 2,900 | 1,100 | D:B | 2019 | 2015 | 520,000 |
| 439 | Uzbekistan | Samarkand | 1,200,000 | 195 | 505 | 6,200 | 2,400 | F:B | 2019 | 2015 | 1,100,000 |
| 219 | Uzbekistan | Tashkent | 2,355,000 | 415 | 1,075 | 5,700 | 2,200 | D:B | 2019 | 2015 | 2,250,000 |
| 705 | Venezuela | Barcelona | 755,000 | 49 | 127 | 15,400 | 5,900 | C:B | 2019 | 2011 | 675,000 |
| 541 | Venezuela | Barquisimeto | 985,000 | 75 | 194 | 13,100 | 5,100 | C:B | 2019 | 2011 | 900,000 |
| 170 | Venezuela | Caracas | 2,900,000 | 114 | 295 | 25,400 | 9,800 | C:B | 2019 | 2011 | 2,825,000 |
| 717 | Venezuela | Ciudad Guayana | 740,000 | 95 | 246 | 7,800 | 3,000 | D:B | 2019 | 2015 | 690,000 |
| 238 | Venezuela | Maracaibo | 2,200,000 | 157 | 407 | 14,000 | 5,400 | C:B | 2019 | 2011 | 1,920,000 |
| 457 | Venezuela | Maracay | 1,160,000 | 85 | 220 | 13,600 | 5,300 | C:B | 2019 | 2011 | 1,060,000 |
| 344 | Venezuela | Valencia | 1,560,000 | 140 | 363 | 11,100 | 4,300 | C:B | 2019 | 2011 | 1,400,000 |
| 986 | Viet Nam | Can Tho | 550,000 | 25 | 65 | 22,000 | 8,500 | F:B | 2019 | 2009 | 325,000 |
| 500 | Viet Nam | Da Nang | 1,070,000 | 160 | 414 | 6,700 | 2,600 | D:B | 2019 | 2015 | 950,000 |
| 431 | Viet Nam | Hai Phong | 1,225,000 | 220 | 570 | 5,600 | 2,100 | D:B | 2019 | 2015 | 1,075,000 |
| 45 | Viet Nam | Hanoi | 8,350,000 | 335 | 868 | 24,900 | 9,600 | C:B | 2019 | 2009 | 5,450,000 |
| 34 | Viet Nam | Ho Chi Minh City | 10,955,000 | 635 | 1,645 | 17,300 | 6,700 | C:B | 2019 | 2009 | 8,200,000 |
| 749 | Viet Nam | Hue | 720,000 | 60 | 155 | 12,000 | 4,600 | C:B | 2019 | 2009 | 575,000 |
| 928 | Viet Nam | Nha Trang | 585,000 | 60 | 155 | 9,800 | 3,800 | C:B | 2019 | 2009 | 520,000 |
| 545 | Viet Nam | Vung Tau | 980,000 | 100 | 259 | 9,800 | 3,800 | C:B | 2019 | 2009 | 725,000 |
| | Western Sahara | Laayoune | 195,000 | 13 | 34 | 15,000 | 5,800 | C:B | 2010 | 2010 | 195,000 |
| 532 | Yemen | Aden | 1,000,000 | 70 | 181 | 14,300 | 5,500 | C:B | 2019 | 2015 | 880,000 |
| 860 | Yemen | Al-Hudaydah | 625,000 | 19 | 49 | 32,900 | 12,700 | D:B | 2019 | 2015 | 550,000 |
| 143 | Yemen | Sana | 3,425,000 | 95 | 246 | 36,100 | 13,900 | D:B | 2019 | 2015 | 2,980,000 |
| 678 | Yemen | Ta'izz | 780,000 | 46 | 119 | 17,000 | 6,500 | D:B | 2019 | 2015 | 675,000 |
| 781 | Zambia | Kitwe | 695,000 | 72 | 186 | 9,700 | 3,700 | C:B | 2019 | 2010 | 510,000 |
| 163 | Zambia | Lusaka | 3,030,000 | 121 | 313 | 25,000 | 9,700 | C:B | 2019 | 2010 | 2,000,000 |

| | | | | | | | | | | | |
|------|----------|----------|-----------|-----|-----|--------|-------|-----|------|------|-----------|
| 1009 | Zambia | Ndola | 540,000 | 36 | 93 | 15,000 | 5,800 | C:B | 2019 | 2010 | 435,000 |
| 998 | Zimbabwe | Bulawayo | 545,000 | 90 | 233 | 6,100 | 2,300 | C:B | 2019 | 2012 | 530,000 |
| 231 | Zimbabwe | Harare | 2,280,000 | 320 | 829 | 7,100 | 2,800 | C:B | 2019 | 2012 | 2,150,000 |

Base year and base population in Table 5

Density calculation: Where Source = "A:A", base year, otherwise current year