



ADAC Formel 4

Result List Race 2



Provisional

Reg. Nr.: Amf-CR08/2019

Amended
9.6.2019 - 11:44

Red Bull Ring, Length: 4318m

Air temperature: 26.95°C

Track temperature: 36.96°C

Weather condition: Dry

Sunday, June 9, 2019 9:55:00

started : 25 classified : 21 not classified : 4

Nr.	Drivers	Team	Laps	Total Time	Gap	Kph	Lap	Time	Kph
Cl.	Car	Competitor							
1	21 T.Pourchaire(FRA) ADAC Formel 4	(T) US Racing - CHRS(DEU) US Racing - CHRS	19	30:15.237		162.9	17	1:31.523	169.8
2	25 W.Alatalo(FIN) ADAC Formel 4	(T) ADAC Berlin-Brandenburg e.V.(DEU) ADAC Berlin-Brandenburg e.V.	19	30:15.724	0.487	162.9	10	1:31.547	169.8
3	17 A.Leclerc(MCO) ADAC Formel 4	(T) US Racing - CHRS(DEU) US Racing - CHRS	19	30:16.440	1.203	163.0	18	1:31.510	169.8
4	5 G.Petecof(BRA) ADAC Formel 4	(T) Prema Powerteam SRL(ITA) Prema Powerteam SRL	19	30:17.687	2.450	163.2	19	1:31.382	170.1
5	6 I.Cohen(ISR) ADAC Formel 4	Van Amersfoort Racing(NLD) Van Amersfoort Racing	19	30:21.335	6.098	162.4	11	1:31.531	169.8
6	3 P.Aron(EST) R ADAC Formel 4	(T) Prema Powerteam SRL(ITA) Prema Powerteam SRL	19	30:23.410	8.173	162.3	15	1:31.783	169.3
7	22 G.Carrara(ARG) ADAC Formel 4	Jenzer Motorsport(CHE) Jenzer Motorsport	19	30:25.731	10.494	162.2	15	1:31.967	169.0
8	4 N.Krütten(DEU) ADAC Formel 4	(T) Van Amersfoort Racing(NLD) Van Amersfoort Racing	19	30:26.056	10.819	162.3	14	1:31.668	169.5
9	26 J.Dürksen(PAR) R ADAC Formel 4	(T) ADAC Berlin-Brandenburg e.V.(DEU) ADAC Berlin-Brandenburg e.V.	19	30:27.758	12.521	161.9	11	1:31.717	169.4
10	10 O.Rasmussen(DNK) ADAC Formel 4	Prema Powerteam SRL(ITA) Prema Powerteam SRL	19	30:27.830	12.593	162.0	13	1:31.794	169.3
11	11 A.Famularo(VEN) ADAC Formel 4	Prema Powerteam SRL(ITA) Prema Powerteam SRL	19	30:30.630	15.393	161.5	10	1:31.643	169.6
12	8 L.Alleco Roy(MCO) ADAC Formel 4	Van Amersfoort Racing(NLD) Van Amersfoort Racing	19	30:30.900	15.663	161.9	15	1:31.951	169.0
13	16 S.Estner(DEU) ADAC Formel 4	Van Amersfoort Racing(NLD) Van Amersfoort Racing	19	30:31.803	16.566	161.8	15	1:31.937	169.0
14	62 D.Hauger(NOR) ADAC Formel 4	(T) Van Amersfoort Racing(NLD) Van Amersfoort Racing	19	30:39.028	23.791	163.3	16	1:31.112	170.6
15	33 J.Salmenautio(FIN) ADAC Formel 4	DRZ Benelli(ITA) DRZ Benelli	19	30:40.250	25.013	161.1	14	1:32.654	167.7
16	14 G.Saucy(SUI) ADAC Formel 4	(T) R-ACE GP R-ACE GP	19	30:40.828	25.591	160.9	4	1:32.313	168.3
17	55 R.Meyuhas(ISR) R ADAC Formel 4	CRAM Motorsport(ITA) CRAM Motorsport	19	30:41.235	25.998	161.0	4	1:32.935	167.2
18	24 A.Gnos(CHE) ADAC Formel 4	Jenzer Motorsport(CHE) Jenzer Motorsport	19	30:41.489	26.252	161.0	14	1:32.855	167.4
19	15 L.Toth(HUN) ADAC Formel 4	R-ACE GP R-ACE GP	19	30:43.366	28.129	160.9	13	1:33.178	166.8
20	44 M.Belov(RUS) ADAC Formel 4	(T) R-ACE GP R-ACE GP	19	30:57.152	41.915	162.4	16	1:31.825	169.2
21	7 R.Stanek(CZE) R ADAC Formel 4	US Racing - CHRS(DEU) US Racing - CHRS	18	30:13.283	1 LAP	154.2	14	1:31.620	169.6
Not classified									
28	A.Ghiretti(FRA) ADAC Formel 4	US Racing - CHRS(DEU) US Racing - CHRS	11	18:34.224	8LAPS	153.6	5	1:31.697	169.5
32	I.Berets(RUS) ADAC Formel 4	DRZ Benelli(ITA) DRZ Benelli	10	16:38.172	9LAPS	156.7	5	1:32.314	168.3
2	N.Göhler(DEU) R ADAC Formel 4	ADAC Berlin-Brandenburg e.V.(DEU) ADAC Berlin-Brandenburg e.V.	5	8:00.665	14LAPS	165.0	5	1:32.876	167.3
23	J.Edgar(GBR) R ADAC Formel 4	Jenzer Motorsport(CHE) Jenzer Motorsport	4	7:06.323	15LAPS	143.7	3	1:35.181	163.3

Fastest lap of the race. Car 62 driver Dennis Hauger on lap 16. Time 1:31.112, average speed 170.6 km/h.



ADAC Formel 4

Result List Race 2

Provisional

Reg. Nr.: Amf-CR08/2019

Amended
9.6.2019 - 11:44

Sunday, June 9, 2019 9:55:00



Red Bull Ring, Length: 4318m

Air temperature: 26.95°C

Track temperature: 36.96°C

Weather condition: Dry

started : 25 classified : 21 not classified : 4

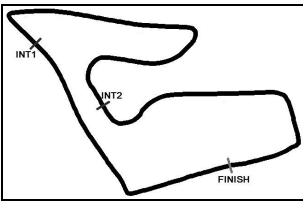
Nr. Drivers	Team	Laps	Total Time	Gap	Kph	Lap	Time	Kph
Cl. Car	Competitor							

Following race director decision drive trough penalty converted into a time penalty of 30 seconds for car no. 44

Following race director decision no. 36 drive trough penalty converted into a time penalty of 30 seconds for car no. 62

T =nominated for Team Classification

Subject to final scrutineering!		
Publication time:	Clerk of the Course: Andy Meklau	Timekeeper: Steffen Ruhl



ADAC Formel 4

Lap Chart Race 2

Provisional

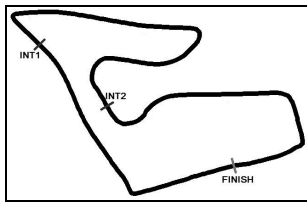


Red Bull Ring, Length: 4318 m

Sunday, June 9, 2019 9:55:00

LapCha	1	2	3	4	5	6	7	8	9	10	11	12	13	14	15	16	17	18	19	20	21	22	23	24	25	26	27	28	29	30	31	32	33	34	35	36	37	38	39	40	41	42	43	44	45							
LAP 1	62	21	11	25	6	7	26	3	17	10	22	23	14	28	16	8	4	5	55	2	33	24	15	44	32																											
LAP 2	62	11	21	25	6	26	3	17	7	10	22	14	16	23	4	5	8	2	55	33	44	24	32	15	.28																											
LAP 3	62	11	21	25	6	26	3	17	7	10	22	14	16	4	5	8	23	55	2	33	44	24	32	15	28																											
LAP 4	62	11	21	25	6	26	3	17	7	10	22	14	16	5	4	8	55	44	2	33	32	24	15	.23	28																											
LAP 5	62	11	21	25	6	26	3	17	7	10	22	16	14	5	4	8	44	55	2	32	33	24	15	28																												
LAP 6	62	11	21	25	6	26	17	3	7	10	22	16	5	14	4	8	44	55	32	33	24	15	28																													
LAP 7	62	11	21	25	6	26	17	3	7	10	22	16	5	14	4	8	44	55	32	33	24	15	28																													
LAP 8	62	11	21	25	6	17	26	3	22	5	10	7	4	14	44	8	16	32	55	33	24	28	15																													
LAP 9	62	11	21	25	6	17	26	3	5	22	10	4	14	44	16	8	55	32	28	33	24	15	.7																													
LAP 10	62	11	21	25	17	6	26	3	5	22	10	4	44	14	16	8	32	28	55	33	24	15	7																													
LAP 11	62	11	21	25	17	6	26	5	3	22	10	4	44	14	8	16	55	33	24	15	.28	7'																														
LAP 12	62	11	21	25	17	6	5	3	26	22	10	4	44	14	8	16	55	33	24	15	7'																															
LAP 13	62	11	21	25	17	6	5	3	26	22	10	4	44	8	16	14	55	33	24	15	7'																															
LAP 14	62	21	25	17	6	5	3	26	22	10	4	44	11	8	16	14	55	33	24	15	7'																															
LAP 15	62	21	25	17	6	5	3	26	22	4	10	44	11	8	16	14	55	33	24	15	7'																															
LAP 16	62	21	25	17	6	5	3	26	22	4	10	44	11	8	16	14	33	55	24	15	7'																															
LAP 17	62	21	25	17	6	5	3	26	22	4	10	44	11	8	16	14	33	55	24	15	7'																															
LAP 18	62	21	25	17	5	6	3	22	26	4	10	44	11	8	16	14	33	55	24	15	7'																															
LAP 19	62	21	25	17	5	6	3	22	4	44	26	10	11	8	16	33	14	55	24	15																																

.- PITSTOP ' -LAPBEHIND



ADAC Formel 4

Sector List Race 2

Provisional



Reg. Nr.: Amf-CR08/2019

Sunday, June 9, 2019 9:55:00

Red Bull Ring, Length: 4318m

Air temperature: 26.95°C

Track temperature: 36.96°C

Weather condition: Dry

Lap	Time	SE1	SP1	SE2	SP2	SE3	SP3	TSP	Lap	Time	SE1	SP1	SE2	SP2	SE3	SP3	TSP
2 Göhler, DEU									theoretical besttime: 1:32.824								
1	1:44.021	31.877	211	42.615	150	29.529	193	211	4	1:34.514	24.127	215	42.295	165	28.092	194	215
2	1:35.071	24.346	215	41.902	151	28.823	192	215	5	1:32.876	24.159	210	40.807	164	27.910	194	210
3	1:34.183	24.213	211	41.910	160	28.060	195	211	6		24.107	212					212

3 Aron, EST									theoretical besttime: 1:31.600								
1	1:40.159	29.771	209	42.186	167	28.202	192	209	11	1:32.466	23.923	214	40.783	169	27.760	196	214
2	1:33.102	24.200	212	41.070	163	27.832	195	212	12	1:32.540	23.852	216	40.556	171	28.132	195	216
3	1:32.926	23.933	213	41.166	165	27.827	196	213	13	1:32.324	24.006	211	40.645	174	27.673	195	211
4	1:32.601	23.897	214	40.938	168	27.766	194	214	14	1:32.539	24.029	211	40.725	174	27.785	193	211
5	1:32.260	23.906	214	40.750	169	27.604	197	214	15	1:31.783	23.903	211	40.376	173	27.504	196	211
6	1:33.533	23.842	214	41.071	162	28.620	157	214	16	1:32.120	24.005	210	40.483	174	27.632	196	210
7	2:28.823	33.793	128	1:13.964	88	41.066	196	128	17	1:32.770	24.043	211	40.856	171	27.871	194	211
8	1:33.509	24.118	208	41.737	163	27.654	197	208	18	1:31.938	23.981	210	40.334	174	27.623	194	210
9	1:32.530	23.913	216	40.837	169	27.780	196	216	19	1:32.575	24.001	211	40.819	171	27.755	196	211
10	1:32.912	23.762	215	41.302	169	27.848	195	215									

4 Krütten, DEU									theoretical besttime: 1:31.570								
1	1:43.099	31.273	206	42.536	156	29.290	192	206	11	1:32.111	24.019	212	40.483	171	27.609	195	212
2	1:34.487	24.305	213	41.641	159	28.541	196	213	12	1:32.099	24.046	213	40.424	174	27.629	195	213
3	1:32.911	24.417	210	40.799	171	27.695	196	210	13	1:31.704	23.896	212	40.343	175	27.465	195	212
4	1:33.030	24.022	211	41.205	169	27.803	194	211	14	1:31.668	23.909	212	40.323	173	27.436	197	212
5	1:32.765	23.821	214	41.059	168	27.885	196	214	15	1:31.785	23.824	214	40.478	172	27.483	197	214
6	1:34.988	23.931	213	40.931	160	30.126	145	213	16	1:32.080	23.811	213	40.586	172	27.683	193	213
7	2:24.202	32.499	145	1:12.582	101	39.121	195	145	17	1:32.196	23.937	212	40.511	170	27.748	197	212
8	1:34.022	24.498	212	40.953	158	28.571	193	212	18	1:32.896	24.019	213	41.041	161	27.836	196	213
9	1:33.459	24.038	213	41.257	163	28.164	194	213	19	1:33.174	23.882	213	41.407	165	27.885	196	213
10	1:33.380	24.015	213	41.196	161	28.169	193	213									

5 Petecof, BRA									theoretical besttime: 1:31.180								
1	1:43.362	31.609	213	42.338	155	29.415	191	213	11	1:31.702	23.767	218	40.358	174	27.577	195	218
2	1:34.580	24.031	221	41.987	161	28.562	196	221	12	1:31.899	23.853	214	40.338	172	27.708	194	214
3	1:33.019	24.228	212	41.106	173	27.685	196	212	13	1:31.589	23.846	212	40.241	175	27.502	195	212
4	1:32.061	23.873	214	40.518	172	27.670	194	214	14	1:31.506	23.846	212	40.181	176	27.479	195	212
5	1:32.868	23.788	214	41.374	173	27.706	196	214	15	1:31.514	23.823	212	40.261	178	27.430	197	212
6	1:34.323	23.884	215	40.874	176	29.565	151	215	16	1:31.912	23.751	216	40.497	172	27.664	196	216
7	2:24.601	32.286	144	1:13.027	101	39.288	197	144	17	1:31.666	23.744	215	40.395	176	27.527	197	215
8	1:33.183	24.091	215	41.185	168	27.907	196	215	18	1:31.903	23.702	216	40.564	174	27.637	194	216
9	1:32.239	23.807	213	40.684	172	27.748	193	213	19	1:31.382	23.810	212	40.048	178	27.524	195	212
10	1:32.378	23.964	211	40.529	171	27.885	197	211									

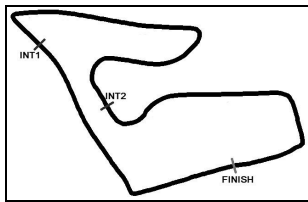
6 Cohen, ISR									theoretical besttime: 1:31.486								
1	1:39.326	28.596	208	42.419	160	28.311	194	208	11	1:31.531	23.868	212	40.283	168	27.380	196	212
2	1:33.231	24.140	212	41.081	156	28.010	194	212	12	1:31.799	23.871	214	40.437	166	27.491	197	214
3	1:32.473	23.939	213	40.768	168	27.766	195	213	13	1:31.836	23.891	214	40.492	169	27.453	195	214
4	1:32.834	23.839	214	41.219	165	27.776	194	214	14	1:32.164	23.941	212	40.403	168	27.820	196	212
5	1:31.991	24.119	211	40.464	169	27.408	196	211	15	1:32.388	23.858	213	40.902	168	27.628	195	213
6	1:31.697	23.873	211	40.379	170	27.445	194	211	16	1:31.930	23.939	211	40.499	167	27.492	195	211
7	2:31.139	34.965	121	1:14.365	81	41.809	193	121	17	1:31.740	23.880	211	40.363	167	27.497	196	211
8	1:33.365	23.949	213	41.713	166	27.703	194	213	18	1:32.704	23.960	211	41.085	165	27.659	196	211
9	1:32.135	23.827	214	40.658	169	27.650	194	214	19	1:34.605	24.002	212	40.279	169	30.324	194	212
10	1:32.447	23.881	212	41.081	171	27.485	196	212									

7 Stanek, CZE									theoretical besttime: 1:31.506								
1	1:39.633	29.122	209	42.136	164	28.375	191	209	10	2:30.540	1:21.861	205	41.119	170	27.560	193	205
2	1:34.392	24.651	210	41.777	163	27.964	196	210	11	1:33.661	25.009	206	40.566	171	28.086	184	206
3	1:32.809	24.082	212	40.815	170	27.912	196	212	12	1:32.411	24.194	213	40.585	171	27.632	194	213
4	1:32.664	24.057	214	40.741	170	27.866	194	214	13	1:31.707	23.972	210	40.299	175	27.436	194	210
5	1:32.389	23.895	213	40.945	170	27.549	195	213	14	1:31.620	23.973	209	40.314	173	27.333	195	209
6	1:33.446	23.985	211	40.472	171	28.989	160	211	15	1:31.625	23.995	209	40.308	174	27.322	196	209
7	2:28.502	33.640	125	1:13.957	100	40.905	193	125	16	1:31.948	23.957	209	40.438	170	27.553	193	209

ver: 1.0

www.adac.de/motorsport

Page 1/ 5 printed: 9.6.2019 10:29



ADAC Formel 4

Sector List Race 2



Provisional

Reg. Nr.: Amf-CR08/2019

Sunday, June 9, 2019 9:55:00

Red Bull Ring, Length: 4318m

Air temperature: 26.95°C

Track temperature: 36.96°C

Weather condition: Dry

Lap	Time	SE1	SP1	SE2	SP2	SE3	SP3	TSP	Lap	Time	SE1	SP1	SE2	SP2	SE3	SP3	TSP
16 Estner, DEU									theoretical besttime: 1:31.870								
1	1:42.671	30.434	209	42.712	151	29.525	191	209	11	1:34.067	24.763	211	41.520	170	27.784	194	211
2	1:34.335	24.529	211	41.576	162	28.230	193	211	12	1:33.253	24.155	213	40.796	167	28.302	194	213
3	1:32.867	24.137	209	40.871	171	27.859	194	209	13	1:33.513	24.553	210	41.286	170	27.674	194	210
4	1:32.267	23.999	212	40.611	170	27.657	196	212	14	1:32.295	24.037	210	40.649	173	27.609	194	210
5	1:33.057	24.209	209	41.286	170	27.562	195	209	15	1:31.937	23.984	209	40.470	173	27.483	196	209
6	1:33.890	24.043	209	40.943	172	28.904	167	209	16	1:31.980	23.988	210	40.508	172	27.484	195	210
7	2:25.681	32.640	118	1:13.356	99	39.685	192	118	17	1:32.034	24.032	210	40.457	171	27.545	196	210
8	1:35.649	24.384	216	41.629	158	29.636	188	216	18	1:32.303	23.997	210	40.482	171	27.824	195	210
9	1:34.089	24.771	209	40.947	172	28.371	194	209	19	1:32.553	24.119	209	40.685	169	27.749	195	209
10	1:33.362	23.930	214	41.068	167	28.364	192	214									

17 Leclerc, MCO									theoretical besttime: 1:31.313								
1	1:40.484	29.699	208	42.594	173	28.191	194	208	11	1:31.560	23.817	212	40.226	178	27.517	194	212
2	1:33.132	24.142	213	41.167	178	27.823	196	213	12	1:32.051	24.018	212	40.490	177	27.543	196	212
3	1:33.009	23.912	214	41.045	168	28.052	193	214	13	1:31.587	23.820	211	40.312	180	27.455	196	211
4	1:32.491	23.923	213	40.726	171	27.842	196	213	14	1:32.257	23.702	215	40.457	172	28.098	194	215
5	1:32.360	23.834	215	40.797	175	27.729	196	215	15	1:31.910	23.798	213	40.513	178	27.599	195	213
6	1:32.279	23.775	214	40.592	179	27.912	187	214	16	1:31.800	23.783	213	40.273	175	27.744	195	213
7	2:29.355	33.721	129	1:14.315	88	41.319	196	129	17	1:31.770	23.789	213	40.445	178	27.536	195	213
8	1:33.289	24.395	208	41.056	171	27.838	196	208	18	1:31.510	23.732	213	40.257	179	27.521	195	213
9	1:32.070	23.779	216	40.612	175	27.679	194	216	19	1:31.899	23.739	214	40.532	177	27.628	196	214
10	1:31.627	23.749	216	40.493	178	27.385	195	216									

21 Pourchaire, FRA									theoretical besttime: 1:31.400								
1	1:38.078	28.702	207	41.302	168	28.074	191	207	11	1:31.709	23.856	212	40.370	174	27.483	196	212
2	1:33.721	24.288	206	41.582	164	27.851	194	206	12	1:31.936	23.977	213	40.527	173	27.432	196	213
3	1:32.448	24.054	209	40.685	174	27.709	193	209	13	1:32.267	23.830	213	40.835	168	27.602	195	213
4	1:32.023	24.011	210	40.532	174	27.480	195	210	14	1:32.271	23.844	213	40.507	174	27.920	193	213
5	1:32.061	23.909	212	40.536	173	27.616	194	212	15	1:31.826	23.962	209	40.315	171	27.549	194	209
6	1:32.369	23.988	210	40.477	172	27.904	179	210	16	1:31.547	23.901	209	40.264	172	27.382	195	209
7	2:31.235	34.855	113	1:14.370	91	42.010	195	113	17	1:31.523	23.894	209	40.188	174	27.441	194	209
8	1:32.972	23.918	213	41.326	168	27.728	195	213	18	1:31.689	23.867	210	40.328	174	27.494	195	210
9	1:31.772	23.848	212	40.417	171	27.507	195	212	19	1:32.009	23.934	210	40.428	172	27.647	194	210
10	1:31.781	23.899	211	40.410	173	27.472	196	211									

22 Carrara, ARG									theoretical besttime: 1:31.873								
1	1:41.636	30.005	205	42.492	163	29.139	193	205	11	1:32.176	24.005	211	40.557	174	27.614	194	211
2	1:34.219	24.428	210	41.571	168	28.220	195	210	12	1:32.481	24.116	211	40.515	173	27.850	195	211
3	1:33.152	24.279	209	41.119	169	27.754	195	209	13	1:32.627	23.959	213	40.933	172	27.735	193	213
4	1:32.553	24.070	211	40.719	171	27.764	193	211	14	1:32.533	23.809	215	41.028	171	27.696	195	215
5	1:32.633	24.115	211	40.697	173	27.821	195	211	15	1:31.967	23.890	212	40.522	171	27.555	195	212
6	1:33.209	23.970	211	40.723	174	28.516	171	211	16	1:32.205	23.919	211	40.555	170	27.731	195	211
7	2:26.962	33.381	117	1:13.918	94	39.663	194	117	17	1:32.406	23.913	210	40.594	170	27.899	194	210
8	1:33.326	24.315	210	41.242	169	27.769	194	210	18	1:32.496	23.803	215	41.118	169	27.575	194	215
9	1:33.139	24.220	207	41.098	170	27.821	194	207	19	1:33.504	24.306	207	41.418	169	27.780	193	207
10	1:32.507	24.170	210	40.667	173	27.670	194	210									

23 Edgar, GBR									theoretical besttime: 1:34.774								
1	1:41.859	30.468	213	42.252	157	29.139	192	213	3	1:35.181	24.706	211	41.700	166	28.775	191	211
2	1:35.618	24.299	213	42.081	155	29.238	192	213	4	2:13.665	24.420	210	55.177	102	54.068		210

24 Gnos, CHE									theoretical besttime: 1:32.628								
1	1:44.504	32.346	210	42.755	149	29.403	190	210	11	1:35.483	26.700	207	40.907	170	27.876	194	207
2	1:35.848	24.496	211	42.232	164	29.120	192	211	12	1:33.456	24.626	211	40.829	170	28.001	193	211
3	1:34.411	24.365	211	41.377	163	28.669	192	211	13	1:32.921	24.170	210	40.855	167	27.896	193	210
4	1:34.478	24.494	209	41.082	166	28.902	192	209	14	1:32.855	24.070	211	40.790	166	27.995	193	211
5	1:33.080	24.146	211	40.918	168	28.016	193	211	15	1:32.910	24.280	209	40.682	167	27.948	194	209
6	1:36.258	24.215	209	41.042	167	31.001	162	209	16	1:33.125	24.223	210	40.837	166	28.065	194	210
7	2:19.391	30.260	124	1:11.425	117	37.706	192	124	17	1:33.571	24.231	211	41.031	159	28.309	194	211

ver: 1.0

www.adac.de/motorsport

Page 3 / 5 printed: 9.6.2019 10:29





ADAC Formel 4

Sector List Race 2

Provisional



Reg. Nr.: Amf-CR08/2019

Sunday, June 9, 2019 9:55:00

Red Bull Ring, Length: 4318m

Air temperature: 26.95°C

Track temperature: 36.96°C

Weather condition: Dry

Lap	Time	SE1	SP1	SE2	SP2	SE3	SP3	TSP	Lap	Time	SE1	SP1	SE2	SP2	SE3	SP3	TSP
8	1:33.511	24.172	211	40.949	165	28.390	194	211	18	1:33.241	24.107	213	41.014	168	28.120	195	213
9	1:34.671	24.749	213	41.480	164	28.442	194	213	19	1:33.907	24.227	213	41.621	163	28.059	196	213
10	1:33.868	24.129	203	41.625	167	28.114	195	203									

25 Alatalo, FIN

theoretical besttime: 1:31.348

1	1:39.053	28.660	210	42.131	161	28.262	194	210	11	1:31.577	23.795	212	40.415	166	27.367	197	212
2	1:33.131	24.052	212	41.112	156	27.967	195	212	12	1:31.683	23.870	213	40.386	164	27.427	197	213
3	1:32.504	23.905	214	40.823	165	27.776	196	214	13	1:32.309	23.822	214	40.788	165	27.699	197	214
4	1:32.464	24.008	211	40.957	167	27.499	196	211	14	1:32.132	23.887	214	40.577	166	27.668	196	214
5	1:32.065	24.025	211	40.487	166	27.553	196	211	15	1:31.904	23.962	212	40.643	165	27.299	198	212
6	1:32.020	23.906	211	40.457	166	27.657	181	211	16	1:31.844	23.894	213	40.583	165	27.367	197	213
7	2:31.005	34.947	120	1:14.269	87	41.789	195	120	17	1:31.612	23.855	211	40.439	166	27.318	198	211
8	1:33.366	23.995	213	41.771	164	27.600	197	213	18	1:31.636	23.744	212	40.351	166	27.541	196	212
9	1:32.076	23.960	211	40.641	167	27.475	197	211	19	1:31.796	23.894	213	40.409	163	27.493	197	213
10	1:31.547	23.886	211	40.305	166	27.356	197	211									

26 Dürksen, PAR

theoretical besttime: 1:31.573

1	1:39.697	29.464	207	42.038	165	28.195	191	207	11	1:31.717	23.993	210	40.350	169	27.374	196	210
2	1:33.221	24.519	209	40.927	166	27.775	194	209	12	1:34.105	24.012	210	40.583	171	29.510	194	210
3	1:32.979	24.249	208	41.045	169	27.685	195	208	13	1:32.495	24.241	209	40.561	169	27.693	195	209
4	1:32.223	24.054	209	40.652	167	27.517	196	209	14	1:32.373	24.097	211	40.631	166	27.645	195	211
5	1:32.496	24.510	207	40.456	168	27.530	194	207	15	1:32.035	24.076	211	40.363	166	27.596	196	211
6	1:32.595	24.032	209	40.734	166	27.829	179	209	16	1:32.050	23.942	211	40.595	168	27.513	195	211
7	2:29.733	33.881	121	1:14.205	86	41.647	193	121	17	1:32.651	23.849	213	40.728	159	28.074	193	213
8	1:33.757	24.528	209	41.549	166	27.680	196	209	18	1:33.308	24.038	211	41.489	165	27.781	196	211
9	1:32.389	23.994	211	40.758	166	27.637	194	211	19	1:35.152	23.945	213	43.247	165	27.960	194	213
10	1:32.782	24.132	209	41.061	164	27.589	195	209									

28 Ghiretti, FRA

theoretical besttime: 1:31.697

1	1:42.275	31.252	212	41.771	152	29.252	194	212	7	1:36.053	24.167	207	41.043	171	30.843	196	207
2	1:47.879	24.272	213	41.569	157	42.038		213	8	1:32.866	24.243	210	40.406	166	28.217	196	210
3	2:14.460	1:04.862	202	41.494	169	28.104	192	202	9	1:33.808	24.184	214	41.240	156	28.384	195	214
4	1:32.630	24.400	206	40.706	171	27.524	193	206	10	1:33.054	24.522	212	40.901	168	27.631	193	212
5	1:31.697	24.111	207	40.266	171	27.320	194	207	11	1:55.712	33.868	163	43.986	150	37.858		163
6	1:33.790	24.054	207	41.912	168	27.824	192	207									

32 Berets, RUS

theoretical besttime: 1:32.314

1	1:45.660	32.549	210	42.655	159	30.456	188	210	6	1:36.061	23.940	216	40.824	167	31.297	165	216
2	1:34.771	24.565	208	41.451	164	28.755	194	208	7	2:19.430	30.222	123	1:11.416	114	37.792	197	123
3	1:34.744	24.508	214	41.262	169	28.974	191	214	8	1:34.047	24.248	204	41.471	161	28.328	195	204
4	1:33.458	24.067	213	41.463	166	27.928	196	213	9	1:34.745	24.928	213	41.476	170	28.341	196	213
5	1:32.314	23.897	215	40.671	167	27.746	196	215	10	1:32.942	24.177	214	40.682	164	28.083	195	214

33 Salmenautio, FIN

theoretical besttime: 1:32.427

1	1:44.177	31.664	211	43.168	141	29.345	193	211	11	1:35.026	26.370	206	40.869	165	27.787	194	206
2	1:35.425	24.280	214	42.064	157	29.081	195	214	12	1:33.283	24.684	210	40.884	167	27.715	194	210
3	1:33.910	24.201	214	41.743	161	27.966	196	214	13	1:33.321	24.249	209	41.089	162	27.983	194	209
4	1:34.677	24.253	212	42.190	164	28.234	193	212	14	1:32.654	24.143	210	40.863	166	27.648	194	210
5	1:33.270	24.386	209	41.125	168	27.759	194	209	15	1:32.755	24.105	211	40.730	167	27.920	195	211
6	1:36.359	24.049	211	41.080	167	31.230	160	211	16	1:33.163	24.057	214	41.066	166	28.040	192	214
7	2:19.351	30.505	136	1:11.548	120	37.298	194	136	17	1:33.497	24.364	210	41.335	166	27.798	194	210
8	1:33.999	24.195	211	41.277	164	28.527	193	211	18	1:33.572	24.204	211	41.184	160	28.184	194	211
9	1:34.656	24.501	214	41.726	162	28.429	194	214	19	1:33.276	24.121	212	41.226	166	27.929	193	212
10	1:33.879	24.332	213	40.992	165	28.555	196	213									

44 Belov, RUS

theoretical besttime: 1:31.526

1	1:45.120	32.686	214	42.953	147	29.481	192	214	11	1:32.272	24.002	213	40.538	170	27.732	193	213
2	1:34.694	24.622	209	41.087	164	28.985	194	209	12	1:32.013	24.260	211	40.222	173	27.531	195	211
3	1:33.892	24.403	213	41.506	162	27.983	196	213	13	1:32.056	24.063	211	40.522	173	27.471	195	211
4	1:32.907	24.395	213	41.062	170	27.450	194	213	14	1:31.922	23.981	210	40.367	171	27.574	195	210
5	1:32.956	23.854	213	40.855	177	28.247	193	213	15	1:31.976	24.048	209	40.416	168	27.512	195	209

ver: 1.0

www.adac.de/motorsport

Page 4/ 5 printed: 9.6.2019 10:29



ADAC Formel 4

Sector List Race 2

Provisional



Red Bull Ring, Length: 4318m

Air temperature: 26.95°C

Track temperature: 36.96°C

Weather condition: Dry

Reg. Nr.: Amf-CR08/2019

Sunday, June 9, 2019 9:55:00

Lap	Time	SE1	SP1	SE2	SP2	SE3	SP3	TSP	Lap	Time	SE1	SP1	SE2	SP2	SE3	SP3	TSP
6	1:33.342	23.991	208	40.502	170	28.849	186	208	16	1:31.825	23.891	212	40.230	170	27.704	195	212
7	2:23.023	32.099	151	1:12.189	108	38.735	194	151	17	1:31.913	23.977	212	40.315	166	27.621	197	212
8	1:34.241	24.367	215	41.164	164	28.710	191	215	18	1:32.954	23.946	214	40.948	160	28.060	194	214
9	1:33.829	24.360	212	40.822	161	28.647	194	212	19	1:33.542	23.918	213	41.151	167	28.473	188	213
10	1:32.675	24.039	214	40.690	167	27.946	192	214									

55 Meyuhas, ISR

theoretical besttime: 1:32.214

1	1:43.801	30.579	211	43.768	138	29.454	192	211	11	1:34.223	25.850	205	40.660	178	27.713	195	205
2	1:35.504	24.341	212	41.818	152	29.345	194	212	12	1:33.151	24.668	211	40.451	180	28.032	194	211
3	1:33.680	24.230	213	41.305	174	28.145	194	213	13	1:33.066	24.105	210	40.790	167	28.171	194	210
4	1:32.935	24.195	214	40.810	176	27.930	192	214	14	1:33.076	24.200	212	40.754	170	28.122	194	212
5	1:34.093	24.297	210	41.009	175	28.787	193	210	15	1:33.543	24.205	213	41.090	167	28.248	195	213
6	1:35.187	24.297	210	40.724	177	30.166	182	210	16	1:33.620	24.206	211	41.493	167	27.921	195	211
7	2:21.014	31.016	139	1:11.583	111	38.415	195	139	17	1:33.825	24.201	203	41.444	166	28.180	195	203
8	1:34.625	24.349	211	41.819	161	28.457	194	211	18	1:33.359	24.115	213	40.926	164	28.318	195	213
9	1:34.272	24.643	214	41.246	176	28.383	191	214	19	1:33.930	24.050	213	41.657	168	28.223	194	213
10	1:34.331	25.019	210	41.317	169	27.995	194	210									

62 Hauger, NOR

theoretical besttime: 1:31.097

1	1:35.925	27.229	204	40.977	177	27.719	193	204	11	1:31.396	24.003	210	40.157	178	27.236	197	210
2	1:32.631	24.180	207	40.705	175	27.746	193	207	12	1:31.573	23.873	213	40.209	176	27.491	193	213
3	1:32.156	24.209	208	40.474	174	27.473	195	208	13	1:31.527	23.960	210	40.248	178	27.319	196	210
4	1:31.739	23.943	209	40.436	178	27.360	196	209	14	1:31.469	23.854	210	40.260	174	27.355	196	210
5	1:31.573	23.985	209	40.347	177	27.241	196	209	15	1:31.326	23.894	210	40.152	175	27.280	196	210
6	1:31.599	23.903	209	40.316	175	27.380	195	209	16	1:31.112	23.869	210	40.035	175	27.208	197	210
7	2:35.122	37.658	120	1:15.446	80	42.018	194	120	17	1:31.533	23.869	210	40.302	175	27.362	196	210
8	1:32.016	24.058	209	40.383	173	27.575	195	209	18	1:31.665	23.917	209	40.274	175	27.474	196	209
9	1:31.724	23.929	210	40.422	177	27.373	195	210	19	1:31.623	23.904	210	40.181	174	27.538	195	210
10	1:31.319	23.891	210	40.133	177	27.295	195	210									



ADAC Formel 4

Top speed list Race 2

Provisional

Reg. Nr.: Amf-CR08/2019

Sunday, June 9, 2019 9:55:00



Red Bull Ring, Length: 4318m

Air temperature: 26.95°C

Track temperature: 36.96°C

Weather condition: Dry

#	Name (NAT)	Team	Car name	Speed	Lap	Race time
5	Gianluca Petecof (BRA)	Prema Powerteam SRL (ITA)	ADAC Formel 4	221.48	2	2:07.393
14	Gregoire Saucy (SUI)	R-ACE GP	ADAC Formel 4	216.57	2	2:06.275
16	Sebastian Estner (DEU)	Van Amersfoort Racing (NLD)	ADAC Formel 4	216.57	8	12:19.152
32	Ivan Berets (RUS)	DRZ Benelli (ITA)	ADAC Formel 4	216.14	6	8:24.887
17	Arthur Leclerc (MCO)	US Racing - CHR5 (DEU)	ADAC Formel 4	216.14	9	13:50.178
3	Paul Aron (EST)	Prema Powerteam SRL (ITA)	ADAC Formel 4	216.14	9	13:50.826
7	Roman Stanek (CZE)	US Racing - CHR5 (DEU)	ADAC Formel 4	216.14	9	13:53.142
2	Nico Göhler (DEU)	ADAC Berlin-Brandenburg e.V. (DEU)	ADAC Formel 4	215.71	2	2:08.367
8	Lucas Alleco Roy (MCO)	Van Amersfoort Racing (NLD)	ADAC Formel 4	215.71	3	3:42.444
44	Michael Belov (RUS)	R-ACE GP	ADAC Formel 4	215.28	8	12:20.301
22	Giorgio Carrara (ARG)	Jenzer Motorsport (CHE)	ADAC Formel 4	215.28	14	21:34.429
33	Jesse Salmenautio (FIN)	DRZ Benelli (ITA)	ADAC Formel 4	214.85	2	2:08.457
6	Ido Cohen (ISR)	Van Amersfoort Racing (NLD)	ADAC Formel 4	214.85	4	5:08.869
55	Roe Meyuhas (ISR)	CRAM Motorsport (ITA)	ADAC Formel 4	214.85	4	5:17.180
4	Niklas Krütten (DEU)	Van Amersfoort Racing (NLD)	ADAC Formel 4	214.85	15	23:07.749
25	William Alatalo (FIN)	ADAC Berlin-Brandenburg e.V. (DEU)	ADAC Formel 4	214.42	3	3:36.089
28	Alessandro Ghiretti (FRA)	US Racing - CHR5 (DEU)	ADAC Formel 4	214.42	9	13:55.834
10	Oliver Rasmussen (DNK)	Prema Powerteam SRL (ITA)	ADAC Formel 4	214.42	18	27:44.282
23	Jonny Edgar (GBR)	Jenzer Motorsport (CHE)	ADAC Formel 4	213.99	2	2:06.158
21	Theo Pourchaire (FRA)	US Racing - CHR5 (DEU)	ADAC Formel 4	213.99	8	12:15.853
24	Axel Gnos (CHE)	Jenzer Motorsport (CHE)	ADAC Formel 4	213.99	9	13:56.230
26	Joshua Dürksen (PAR)	ADAC Berlin-Brandenburg e.V. (DEU)	ADAC Formel 4	213.99	19	29:16.551
11	Alessandro Famularo (VEN)	Prema Powerteam SRL (ITA)	ADAC Formel 4	213.14	2	2:02.495
62	Dennis Hauger (NOR)	Van Amersfoort Racing (NLD)	ADAC Formel 4	213.14	12	18:21.073
15	Laszlo Toth (HUN)	R-ACE GP	ADAC Formel 4	211.05	1	32.439