



FIFA™
U-20 WORLD CUP
KOREA REP. 2017

FIFA U-20 World Cup Korea Republic 2017

20 May – 11 June 2017

Statistical Kit



Last update: 18 May 2017

Contents

Teams qualified	3
Match Schedule	4
Team profiles (by groups)	6
KOREA REPUBLIC (KOR) A1	7
GUINEA (GUI) A2	9
ARGENTINA (ARG) A3	10
ENGLAND (ENG) A4	12
VENEZUELA (VEN) B1	14
GERMANY (GER) B2	15
VANUATU (VAN) B3	17
MEXICO (MEX) B4	18
ZAMBIA (ZAM) C1	20
PORTUGAL (POR) C2	21
IRAN (IRN) C3	22
COSTA RICA (CRC) C4	23
SOUTH AFRICA (RSA) D1	24
JAPAN (JPN) D2	25
ITALY (ITA) D3	27
URUGUAY (URU) D4	28
FRANCE (FRA) E1	30
HONDURAS (HON) E2	31
VIETNAM (VIE) E3	32
NEW ZEALAND (NZL) E4	33
ECUADOR (ECU) F1	34
USA (USA) F2	35
SAUDI ARABIA (KSA) F3	37
SENEGAL (SEN) F4	38
Winner's Trophy	39
How they qualified (by confederation - final rounds only)	40
History	49
Roll of Honour	51
Facts to know about the FIFA U-20 World Cup	53
Nutshell	55
Awards	56
Milestone Goals	59
Highest scoring matches	60
Spectators	61
Superlatives	62
Team statistics	62
Player statistics	66
Coach statistics	70
Referee statistics	72
Ranking by tournament	73
All-time Ranking	74

(Photo on cover by Lars Baron - FIFA/FIFA via Getty Images)

Teams qualified

African Zone (4)

The Africa U-20 Cup of Nations 2017 were played in Zambia from 26 February to 12 March 2017. The top four teams qualified for Korea 2017.

	Team	2017 Appearance
	Guinea (GUI)	2 nd appearance
	Senegal (SEN)	2 nd appearance
	South Africa (RSA)	3 rd appearance
	Zambia (ZAM)	3 rd appearance

Asian Zone (4 + 1 host)

The AFC U-19 Championship 2016 were played in Bahrain in October 2016. The top four teams qualified for Korea 2017. As host Korea Republic qualified automatically.

	Team	2017 Appearance
	Iran (IRN)	3 rd appearance
	Japan (JPN)	9 th appearance
	Korea Republic (KOR) - host	14 th appearance
	Saudi Arabia (KSA)	8 th appearance
	Vietnam (VIE)	1 st appearance

European Zone (5)

The UEFA European Under-19 Championship 2015/2016 were played in Germany in July 2016. The top five teams qualified for Korea 2017.

	Team	2017 Appearance
	England (ENG)	11 th appearance
	France (FRA)	6 th appearance
	Germany (GER)	11 th appearance
	Italy (ITA)	6 th appearance
	Portugal (POR)	11 th appearance



North, Central American & Caribbean Zone (4)

The 2017 CONCACAF Under-20 Championship were played in Costa Rica from 17 February to 5 March 2017. The top four teams qualified for Korea 2017.

	Team	2017 Appearance
	Costa Rica (CRC)	9 th appearance
	Honduras (HON)	7 th appearance
	Mexico (MEX)	15 th appearance
	USA (USA)	15 th appearance

Oceanian Zone (2)

The OFC U-20 Men's Championship 2016 were played in Vanuatu in September 2016. The top two teams qualified for Korea 2017.

	Team	2017 Appearance
	New Zealand (NZL)	5 th appearance
	Vanuatu (VAN)	1 st appearance

South American Zone (4)

The South American U-20 Championship were played in Ecuador from 13 January to 11 February 2017. The top four teams qualified for Korea 2017.

	Team	2017 Appearance
	Argentina (ARG)	15 th appearance
	Ecuador (ECU)	3 rd appearance
	Uruguay (URU)	14 th appearance
	Venezuela (VEN)	2 nd appearance

Match Schedule

GROUP A	GROUP B	GROUP C	GROUP D	GROUP E	GROUP F
Korea Republic	Venezuela	Zambia	South Africa	France	Ecuador
Guinea	Germany	Portugal	Japan	Honduras	USA
Argentina	Vanuatu	Iran	Italy	Vietnam	Saudi Arabia
England	Mexico	Costa Rica	Uruguay	New Zealand	Senegal

Group A				
Date	Match	City	Match No	Time (LT)
2017-05-20	Korea Republic - Guinea	JEONJU	1	20:00
2017-05-20	Argentina - England	JEONJU	2	16:30
2017-05-23	Korea Republic - Argentina	JEONJU	13	20:00
2017-05-23	England - Guinea	JEONJU	14	17:00
2017-05-26	England - Korea Republic	SUWON	25	20:00
2017-05-26	Guinea - Argentina	JEJU	26	20:00
Group B				
Date	Match	City	Match No	Time (LT)
2017-05-20	Venezuela - Germany	DAEJEON	3	14:00
2017-05-20	Vanuatu - Mexico	DAEJEON	4	17:00
2017-05-23	Venezuela - Vanuatu	DAEJEON	15	17:00
2017-05-23	Mexico - Germany	DAEJEON	16	20:00
2017-05-26	Mexico - Venezuela	SUWON	27	17:00
2017-05-26	Germany - Vanuatu	JEJU	28	17:00
Group C				
Date	Match	City	Match No	Time (LT)
2017-05-21	Zambia - Portugal	JEJU	5	14:00
2017-05-21	Iran - Costa Rica	JEJU	6	17:00
2017-05-24	Zambia - Iran	JEJU	17	17:00
2017-05-24	Costa Rica - Portugal	JEJU	18	20:00
2017-05-27	Costa Rica - Zambia	CHEONAN	29	17:00
2017-05-27	Portugal - Iran	INCHEON	30	17:00
Group D				
Date	Match	City	Match No	Time (LT)
2017-05-21	South Africa - Japan	SUWON	7	17:00
2017-05-21	Italy - Uruguay	SUWON	8	20:00
2017-05-24	South Africa - Italy	SUWON	19	17:00
2017-05-24	Uruguay - Japan	SUWON	20	20:00
2017-05-27	Uruguay - South Africa	INCHEON	31	20:00
2017-05-27	Japan - Italy	CHEONAN	32	20:00
Group E				
Date	Match	City	Match No	Time (LT)
2017-05-22	France - Honduras	CHEONAN	9	17:00
2017-05-22	Vietnam - New Zealand	CHEONAN	10	20:00
2017-05-25	France - Vietnam	CHEONAN	21	17:00
2017-05-25	New Zealand - Honduras	CHEONAN	22	20:00
2017-05-28	New Zealand - France	DAEJEON	33	15:00
2017-05-28	Honduras - Vietnam	JEONJU	36	15:00
Group F				
Date	Match	City	Match No	Time (LT)
2017-05-22	Ecuador - USA	INCHEON	11	17:00
2017-05-22	Saudi Arabia - Senegal	INCHEON	12	20:00
2017-05-25	Ecuador - Saudi Arabia	INCHEON	23	17:00
2017-05-25	Senegal - USA	INCHEON	24	20:00
2017-05-28	Senegal - Ecuador	JEONJU	34	18:00
2017-05-28	USA - Saudi Arabia	DAEJEON	35	18:00

Match Schedule - final stage

Round of 16				
Date	Match	City	Match No	Time (LT)
2017-05-30	1B - 3ACD	DAEJEON	37	17:00
2017-05-30	2A - 2C	CHEONAN	38	20:00
2017-05-31	1A - 3CDE	JEONJU	39	20:00
2017-05-31	1C - 3ABF	JEJU	40	20:00
2017-05-31	1D - 3BEF	SUWON	41	17:00
2017-06-01	2B - 2F	INCHEON	42	16:30
2017-06-01	1E - 2D	CHEONAN	43	20:00
2017-06-01	1F - 2E	INCHEON	44	20:00
Quarter-finals				
Date	Match	City	Match No	Time (LT)
2017-06-04	W38 - W41	DAEJEON	45	18:00
2017-06-04	W37 - W44	JEONJU	46	15:00
2017-06-05	W43 - W40	SUWON	47	17:00
2017-06-05	W42 - W39	CHEONAN	48	20:00
Semi-finals				
Date	Match	City	Match No	Time (LT)
2017-06-08	W45 - W46	DAEJEON	49	17:00
2017-06-08	W47 - W48	JEONJU	50	20:00
Play-off for third place				
Date	Match	City	Match No	Time (LT)
2017-06-11	L49 - L50	SUWON	51	15:30
Final				
Date	Match	City	Match No	Time (LT)
2017-06-11	W49 - W50	SUWON	52	19:00

Kick-off times subject to change



The trophy pictured during the FIFA U-20 World Cup 2015 Final in Auckland, New Zealand. (Photo: FIFA/FIFA via Getty Images)

Team profiles (by groups)



GROUP A	GROUP B	GROUP C	GROUP D	GROUP E	GROUP F
Korea Republic	Venezuela	Zambia	South Africa	France	Ecuador
Guinea	Germany	Portugal	Japan	Honduras	USA
Argentina	Vanuatu	Iran	Italy	Vietnam	Saudi Arabia
England	Mexico	Costa Rica	Uruguay	New Zealand	Senegal

GROUP A

A1	Korea Republic (KOR)
A2	Guinea (GUI)
A3	Argentina (ARG)
A4	England (ENG)

KOREA REPUBLIC (KOR)

A1

Confederation	AFC		
Overall record FIFA U-20 World Cup			
Previous appearances	13 (1979, 1981, 1983, 1991, 1993, 1997, 1999, 2003, 2005, 2007, 2009, 2011, 2013)		
best achievement / year	Fourth place in 1983		
Last appearance / achievement	2013	Quarter-finalists	
Final matches played	0		
Current position in all-time ranking	14 of 90		
Number of matches played (wins – draws – losses)	49	(13 – 13 – 23)	
Goals for / goals against	60 / 81		
Biggest win/best score	3-0	vs. Paraguay in 2009 vs. USA in 2009 vs. Italy in 1981	
Most goals scored	3	KIM Minwoo (25 Feb 1990)	3-2009
	3	SHIN Yon Ho (08 May 1964)	3-1983
	3	SHIN Young Rok (27 Mar 1987)	1-2005, 2-2007
Other FIFA men's competitions			
Previous FIFA World Cups	9 (1954, 1986, 1990, 1994, 1998, 2002, 2006, 2010, 2014)		
best achievement / year	Fourth place in 2002		
Previous FIFA Confederations Cup	1 (2001)		
best achievement / year	Group stage in 2001		
Previous Olympic Football Tournaments	10 (1948, 1964, 1988, 1992, 1996, 2000, 2004, 2008, 2012, 2016)		
best achievement / year	Bronze medallists in 2012		
Previous FIFA U-17 World Cups	5 (1987, 2003, 2007, 2009, 2015)		
best achievement / year	Quarter-finalists in 1987, 2009		
Previous FIFA Futsal World Cups	0		
best achievement / year	-		
Previous FIFA Beach Soccer World Cup	0		
best achievement / year	-		

Team Facts & Figures

Among Asian sides, Korea Republic boast the most participations in the U-20 World Cup, with 14 including the 2017 edition, as well as the most games contested (49), the most goals scored (60) and the joint-most victories recorded (13, the same number as Japan).

Korea Republic's opening match of the 2017 tournament against Guinea will also be their 50th match in the competition. The South Koreans are the ninth side to reach this milestone in the U-20 World Cup. Brazil, who are absent from this edition, top the list with 103 games played.

Only two teams have won the U-20 World Cup as hosts, namely Portugal in 1991 and Argentina in 2001.

Previous head-to-heads by group (KOR vs ARG, ENG, GUI)

Korea Republic vs Argentina: 1 match

Date	Venue, City	Team A	Team B	Result	Competition	Stage	
1991-06-15	Estadio da Luz, LISBON (POR)	Argentina	Korea Republic	0-1 (0-0)	FU20WC 1991	First Stage	
		Matches Played	Wins	Draws	Losses	Goals For	Goals Against
Argentina		1	0	0	1	0	1
Korea Republic		1	1	0	0	1	0

Korea Republic vs England: 1 match

Date	Venue, City	Team A	Team B	Result	Competition	Stage	
1993-03-07	Olympic Park, MELBOURNE (AUS)	Korea Republic	England	1-1 (1-0)	FU20WC 1993	First Stage	
		Matches Played	Wins	Draws	Losses	Goals For	Goals Against
England		1	0	1	0	1	1
Korea Republic		1	0	1	0	1	1

Korea Republic vs Guinea: no previous matches

GUINEA (GUI)		A2
Confederation	CAF	
Overall record FIFA U-20 World Cup		
Previous appearances best achievement / year	1 (1979) Group stage in 1979	
Last appearance / achievement	1979 Group stage	
Final matches played	0	
Current position in all-time ranking	87 of 90	
Number of matches played (wins – draws – losses)	3 (0 – 0 – 3)	
Goals for / goals against	0 / 10	
Biggest win/best score	-	
Most goals scored	-	
Other FIFA men's competitions		
<i>Previous FIFA World Cups best achievement / year</i>	0 -	
<i>Previous FIFA Confederations Cup best achievement / year</i>	0 -	
<i>Previous Olympic Football Tournaments best achievement / year</i>	1 (1968) Group stage in 1968	
<i>Previous FIFA U-17 World Cups best achievement / year</i>	4 (1985, 1989, 1995, 2015) Fourth place in 1985	
<i>Previous FIFA Futsal World Cups best achievement / year</i>	0 -	
<i>Previous FIFA Beach Soccer World Cup best achievement / year</i>	0 -	

Team Facts & Figures

Guinea hold the tournament record for the longest absence between successive participations, having returned to the 2017 finals of the FIFA U-20 World Cup 38 years since making their debut in the competition.

The *Syli National junior* find themselves back in Asia for their second U-20 World Cup, after visiting the continent for their debut outing at Japan 1979.

Guinea are one of nine teams with a 100% losing record in the U-20 World Cup but the only one featuring in the 2017 edition. The west Africans are also one of three sides that have failed to score in the competition, the others being Indonesia and Tahiti, who are both absent from this edition.

Previous head-to-heads by group (GUI vs ARG, ENG, KOR)

No previous matches

ARGENTINA (ARG) A3

Confederation	CONMEBOL
Overall record FIFA U-20 World Cup	
Previous appearances	14 (1979, 1981, 1983, 1989, 1991, 1995, 1997, 1999, 2001, 2003, 2005, 2007, 2011, 2015)
best achievement / year	Champions in 1979, 1995, 1997, 2001, 2005, 2007
Final matches played	7 (1979, 1983, 1995, 1997, 2001, 2005, 2007)
Last appearance / achievement	2015 Group stage
Current position in all-time ranking	2 of 90
Number of matches played (wins – draws – losses)	75 (52 – 8 – 15)
Goals for / goals against	147 / 57
Biggest win/best score	7-1 vs Egypt in 2001
Most goals scored	11 SAVIOLA Javier (11.12.1981) in 2001
Other FIFA men's competitions	
Previous FIFA World Cups	16 (1930, 1934, 1958, 1962, 1966, 1974, 1978, 1982, 1986, 1990, 1994, 1998, 2002, 2006, 2010, 2014)
best achievement / year	Champions in 1978, 1986
Previous FIFA Confederations Cup	3 (1992, 1995, 2005)
best achievement / year	Champions in 1992
Previous Olympic Football Tournaments	8 (1928, 1960, 1964, 1988, 1996, 2004, 2008, 2016)
best achievement / year	Gold medallists in 2004, 2008
Previous FIFA U-17 World Cups	13 (1985, 1989, 1991, 1993, 1995, 1997, 2001, 2003, 2007, 2009, 2011, 2013, 2015)
best achievement / year	Third place in 1991, 1995, 2003
Previous FIFA Futsal World Cups	8 (1989, 1992, 1996, 2000, 2004, 2008, 2012, 2016)
best achievement / year	Champions in 2016
Previous FIFA Beach Soccer World Cup	8 (2005, 2006, 2007, 2008, 2009, 2011, 2013, 2015)
best achievement / year	Quarter-finalists in 2005, 2006, 2008, 2013

Team Facts & Figures

Argentina have won more FIFA U-20 World Cups than any other team, with six in total. Three of those titles were secured in Asia, at the Japan 1979, Qatar 1995 and Malaysia 1997 editions. At these Korea Republic finals, the team are making their 15th outing in the competition.

With 147 goals scored, Argentina are one of three sides to have netted over a century of goals in the U-20 World Cup. The Argentinians' total is bettered by Brazil (231) and Spain (150), neither of whom are competing in this edition.

La Albiceleste failed to win their last four games in the competition, between 2011 and 2015, notching three draws and a defeat. Their longest winless run was five games between 1989 and 1991.

Previous head-to-heads by group (ARG vs ENG, GUI, KOR)

Argentina vs. England: 3 matches

Date	Venue, City	Team A	Team B	Result	Competition	Stage	
1981-10-05	Sports Ground, SYDNEY (AUS)	England	Argentina	1-1 (0-0)	FU20WC 1981	Group Stage	
1997-06-26	Larkin, JOHOR BAHRU (MAS)	England	Argentina	1-2 (0-2)	FU20WC 1997	Second Stage	
2011-08-01	Atanasio Girardot, MEDELLIN (COL)	Argentina	England	0-0	FU20WC 2011	Group Stage	
		Matches Played	Wins	Draws	Losses	Goals For	Goals Against
Argentina		3	1	2	0	3	2
England		3	0	2	1	2	3

Argentina vs. Guinea: No previous matches

Argentina vs. Korea Republic: 1 match

Date	Venue, City	Team A	Team B	Result	Competition	Stage	
1991-06-15	Estadio da Luz, LISBON (POR)	Argentina	Korea Republic	0-1 (0-0)	FU20WC 1991	First Stage	
		Matches Played	Wins	Draws	Losses	Goals For	Goals Against
Argentina		1	0	0	1	0	1
Korea Republic		1	1	0	0	1	0

ENGLAND (ENG)		A4	
Confederation	UEFA		
Overall record FIFA U-20 World Cup			
Previous appearances best achievement / year	10 (1981, 1985, 1991, 1993, 1997, 1999, 2003, 2009, 2011, 2013) Third place in 1993		
Last appearance / achievement	2013 Group stage		
Final matches played	0		
Current position in all-time ranking	20 of 90		
Number of matches played (wins – draws – losses)	38 (8 – 14 – 16)		
Goals for / goals against	33 / 41		
Biggest win/best score	5-0 vs United Arab Emirates in 1997		
Most goals scored	3	MURPHY Danny (18 Mar 1977)	3-1997
	3	OWEN Michael (14 Dec 1979)	3-1997
	3	SMALL Michael (02 Feb 1962)	3-1981
	3	WEBB Neil (30 Jul 1963)	3-1981
Other FIFA men's competitions			
Previous FIFA World Cups best achievement / year	14 (1950, 1954, 1958, 1962, 1966, 1970, 1982, 1986, 1990, 1998, 2002, 2006, 2010, 2014) Champions in 1966		
Previous FIFA Confederations Cup best achievement / year	0 -		
Previous Olympic Football Tournaments best achievement / year	0 -		
Other – participations as Great Britain best achievement / year	9 (1908, 1912, 1920, 1936, 1948, 1952, 1956, 1960, 2012) Gold medallists in 1908, 1912		
Previous FIFA U-17 World Cups best achievement / year	3 (2007, 2011, 2015) Quarter-finalists in 2007		
Previous FIFA Futsal World Cups best achievement / year	0 -		
Previous FIFA Beach Soccer World Cup best achievement / year	0 -		

Team Facts & Figures

England are participating in their 11th FIFA U-20 World Cup and the fourth in a row. Their best placing dates back to 1993, when they finished third.

England are on a 17-match winless streak in the U-20 World Cup, which is a tournament record. The Three Lions' last victory was a 1-0 success against Mexico on 23 June 1997, since when they have strung together seven draws and ten defeats.

On 15 July 2016, England became the first team to qualify for the U-20 World Cup, after winning both of their opening two matches in the UEFA European Under-19 Championship.

Previous head-to-heads by group (ENG vs ARG, GUI, KOR)

England vs. Argentina: 3 matches

Date	Venue, City	Team A	Team B	Result	Competition	Stage	
1981-10-05	Sports Ground, SYDNEY (AUS)	England	Argentina	1-1 (0-0)	FU20WC 1981	Group Stage	
1997-06-26	Larkin, JOHOR BAHRU (MAS)	England	Argentina	1-2 (0-2)	FU20WC 1997	Second Stage	
2011-08-01	Atanasio Girardot, MEDELLIN (COL)	Argentina	England	0-0	FU20WC 2011	Group Stage	
		Matches Played	Wins	Draws	Losses	Goals For	Goals Against
Argentina		3	1	2	0	3	2
England		3	0	2	1	2	3

England vs Guinea: No previous head-to-heads

England vs Korea Republic: 1 match

Date	Venue, City	Team A	Team B	Result	Competition	Stage	
1993-03-07	Olympic Park, MELBOURNE (AUS)	Korea Republic	England	1-1 (1-0)	FU20WC 1993	First Stage	
		Matches Played	Wins	Draws	Losses	Goals For	Goals Against
England		1	0	1	0	1	1
Korea Republic		1	0	1	0	1	1

GROUP B	
B1	Venezuela (VEN)
B2	Germany (GER)
B3	Vanuatu (VAN)
B4	Mexico (MEX)

VENEZUELA (VEN)		B1
Confederation	CONMEBOL	
Overall record FIFA U-20 World Cup		
Previous appearances	1 (2009)	
best achievement / year	Round of 16 in 2009	
Last appearance / achievement	2009 Round of 16	
Final matches played	0	
Current position in all-time ranking	55 of 90	
Number of matches played (wins – draws – losses)	4 (2 – 0 – 2)	
Goals for / goals against	10 / 5	
Biggest win/best score	8-0 vs Tahiti in 2009	
Most goals scored	4 DEL VALLE Yonathan (28 May 1990) 4-2009 4 RONDON Salomon (16 Sep 1989) 4-2009	
Other FIFA men's competitions		
Previous FIFA World Cups	0	
best achievement / year	-	
Previous FIFA Confederations Cup	0	
best achievement / year	-	
Previous Olympic Football Tournaments	1 (1980)	
best achievement / year	Group stage in 1980	
Previous FIFA U-17 World Cups	1 (2013)	
best achievement / year	Group stage in 2013	
Previous FIFA Futsal World Cups	0	
best achievement / year	-	
Previous FIFA Beach Soccer World Cup	1 (2011)	
best achievement / year	Group stage in 2011	

Team Facts & Figures

Venezuela return to the finals of the U-20 World Cup eight years after making their tournament debut in 2009. Having got beyond the first round in Egypt, the Venezuelans were eliminated in the Round of 16 by United Arab Emirates.

Venezuela's 8-0 thrashing of Tahiti in the group round in 2009 remains the second-biggest winning margin in the competition's history after Brazil's 10-0 rout of Belgium in 1997.

La Vinotinto qualified by finishing third in the final group of the South American Youth Championship 2017, equalling their best placing in the continental tournament, which they achieved back in 1954.

Previous head-to-heads by group (VEN vs GER, MEX, VAN)

No previous matches

GERMANY (GER)		B2
Confederation	UEFA	
Overall record FIFA U-20 World Cup		
Previous appearances best achievement / year	10 (1981, 1987, 1993, 1995, 1999, 2001, 2003, 2005, 2009, 2015) Champions in 1981	
Last appearance / achievement	2015 Quarter-finalists	
Final matches played	2 (1981, 1987)	
Current position in all-time ranking	7 of 90	
Number of matches played (wins – draws – losses)	43 (23 – 8 – 12)	
Goals for / goals against	85 / 43	
Biggest win/best score	8-1 vs Fiji in 2015	
Most goals scored	7 WITECZEK Marcel (18 Oct 1968) 7-1987	
Other FIFA men's competitions		
Previous FIFA World Cups best achievement / year	18 (1934, 1938, 1954, 1958, 1962, 1966, 1970, 1974, 1978, 1982, 1986, 1990, 1994, 1998, 2002, 2006, 2010, 2014) Champions in 1954, 1974, 1990, 2014	
Previous FIFA Confederations Cup best achievement / year	2 (1999, 2005, 2017) Third place in 2005	
Previous Olympic Football Tournaments best achievement / year	9 (1912, 1928, 1936, 1952, 1956, 1972, 1984, 1988, 2016) Silver medallists in 2016	
Previous FIFA U-17 World Cups best achievement / year	9 (1985, 1991, 1995, 1997, 1999, 2007, 2009, 2011, 2015) Runners-up in 1985	
Previous FIFA Futsal World Cups best achievement / year	0 -	
Previous FIFA Beach Soccer World Cup best achievement / year	0 -	

Team Facts & Figures

Germany are attending their 11th U-20 World Cup and the second in succession. The last time the Germans qualified for back-to-back editions was in 2005, when they completed a run of four consecutive campaigns.

By clinching the 1981 title in Australia, Germany became the first European side (and the second overall after Argentina) to win both the FIFA World Cup™ and the U-20 World Cup.

Germany needed to win a play-off to book their place in the 2017 tournament, having failed to qualify directly as a semi-finalist in the UEFA European Under-19 Championship 2016. The Germans only scraped through on penalties against play-off opponents the Netherlands.

Previous head-to-heads by group (GER vs MEX, VAN, VEN)

Germany vs. Mexico: 1 match

Date	Venue, City	Team A	Team B	Result	Competition	Stage
1981-10-03	Hindmarsh, ADELAIDE (AUS)	Germany FR	Mexico	1-0 (1-0)	FU20WC 1981	First Stage
	Matches Played	Wins	Draws	Losses	Goals For	Goals Against
Germany	1	1	0	0	1	0
Mexico	1	0	0	1	0	1

Germany vs. Vanuatu: no previous matches

Germany vs. Venezuela: no previous matches

VANUATU (VAN)		B3
Confederation	OFC	
Overall record FIFA U-20 World Cup		
Previous appearances	0	
best achievement / year	-	
Last appearance / achievement	-	
Current position in all-time ranking	-	
Number of matches played (wins – draws – losses)	-	
Goals for / goals against	-	
Biggest win/best score	-	
Other FIFA men's competitions		
<i>Previous FIFA World Cups</i>	0	
<i>best achievement / year</i>	-	
<i>Previous FIFA Confederations Cup</i>	0	
<i>best achievement / year</i>	-	
<i>Previous Olympic Football Tournaments</i>	0	
<i>best achievement / year</i>	-	
<i>Previous FIFA U-17 World Cups</i>	0	
<i>best achievement / year</i>	-	
<i>Previous FIFA Futsal World Cups</i>	0	
<i>best achievement / year</i>	-	
<i>Previous FIFA Beach Soccer World Cup</i>	0	
<i>best achievement / year</i>	-	

NEWCOMER

Team Facts & Figures

Together with Vietnam, Vanuatu are one of two debutant teams in this edition of the U-20 World Cup. In the history of FIFA competitions, Vanuatu have taken part in two editions of the Boys' Youth Olympic Football Tournaments, at Singapore 2010 and Nanjing 2014, finishing fifth and sixth respectively.

Also counting Australia (who are now affiliated to the AFC), Vanuatu are the fifth Oceanian team to compete in the U-20 World Cup after the Australians, New Zealand, Tahiti and Fiji.

The islanders qualified by reaching the final of the continental U-20 championship on home soil in September 2016, ultimately losing 5-0 to the eventual champions New Zealand. Prior to that defeat, the crucial 2-1 semi-final victory over Solomon Islands was secured thanks to a goal in the fourth minute of injury time by Frederick Massing.

Previous head-to-heads by group (VAN vs GER, MEX, VEN)

No previous matches

MEXICO (MEX)		B4
Confederation	CONCACAF	
Overall record FIFA U-20 World Cup		
Previous appearances best achievement / year	14 (1977, 1979, 1981, 1983, 1985, 1991, 1993, 1997, 1999, 2003, 2007, 2011, 2013, 2015) <i>Runners-up in 1977</i>	
Last appearance / achievement	2015 17	
Final matches played	1 in 1977	
Current position in all-time ranking	8 of 90	
Number of matches played (wins – draws – losses)	57 (20 – 17 – 20)	
Goals for / goals against	85 / 62	
Biggest win/best score	6-0 vs. Tunisia in 1977	
Most goals scored	4 PINEDA Pedro (30.11.1971) 4-1991	
Other FIFA men's competitions		
Previous FIFA World Cups best achievement / year	15 (1930, 1950, 1954, 1958, 1962, 1966, 1970, 1978, 1986, 1994, 1998, 2002, 2006, 2010, 2014) <i>Quarter-finalists in 1970, 1986</i>	
Previous FIFA Confederations Cup best achievement / year	6 (1995, 1997, 1999, 2001, 2005, 2013, 2017) <i>Champions in 1999</i>	
Previous Olympic Football Tournaments best achievement / year	11 (1928, 1948, 1964, 1968, 1972, 1976, 1992, 1996, 2004, 2012, 2016) <i>Champions in 2012</i>	
Previous FIFA U-17 World Cups best achievement / year	12 (1985, 1987, 1991, 1993, 1997, 1999, 2003, 2005, 2009, 2011, 2013, 2015) <i>Champions in 2005, 2011</i>	
Previous FIFA Futsal World Cups best achievement / year	1 (2012) <i>Group stage in 2012</i>	
Previous FIFA Beach Soccer World Cup best achievement / year	4 (2007, 2008, 2011, 2015, 2017) <i>Runners-up in 2007</i>	

Team Facts & Figures

Of all the finalists in Korea Republic, Mexico are the joint-most experienced side alongside USA with 15 participations (including this one). The pair have caught up with Australia and Spain, who have the same number, but remain behind record-holders Brazil with 18 qualifications.

Together with Uruguay, Mexico have drawn the most games in the tournament's history, tying 17 from a total of 57.

In their three previous U-20 World Cup campaigns on Asian soil (Japan 1979, Malaysia 1997 and United Arab Emirates 2003), *El Tri* won only once in ten attempts, beating United Arab Emirates 5-0 in 1997. The other games ended in four draws and five defeats.

Previous head-to-heads by group (MEX vs GER, VAN, VEN)

Mexico vs. Germany: 1 match

Date	Venue, City	Team A	Team B	Result	Competition	Stage
1981-10-03	Hindmarsh, ADELAIDE (AUS)	Germany FR	Mexico	1-0 (1-0)	FU20WC 1981	First Stage
	Matches Played	Wins	Draws	Losses	Goals For	Goals Against
Germany	1	1	0	0	1	0
Mexico	1	0	0	1	0	1

Mexico vs. Vanuatu: no previous matches

Mexico vs. Venezuela: no previous matches

GROUP C

C1	Zambia (ZAM)
C2	Portugal (POR)
C3	Iran (IRN)
C4	Costa Rica (CRC)

ZAMBIA (ZAM)

C1

Confederation	CAF		
Overall record FIFA U-20 World Cup			
Previous appearances	2 (1999, 2007)		
best achievement / year	Round of 16 in 2007		
Last appearance / achievement	2007	11	
Final matches played	0		
Current position in all-time ranking	51 of 90		
Number of matches played (wins – draws – losses)	7	(2 – 2 – 3)	
Goals for / goals against	10 / 13		
Biggest win/best score	2-0	vs. Uruguay in 2007	
Most goals scored	2	KOLA Rodgers (04.06.1989)	2-2007
	2	MAKUFI Bernard (06.01.1979)	2-1999
Other FIFA men's competitions			
Previous FIFA World Cups	0		
best achievement / year	-		
Previous FIFA Confederations Cup	0		
best achievement / year	-		
Previous Olympic Football Tournaments	2 (1980, 1988)		
best achievement / year	Quarter-finalists in 1988		
Previous FIFA U-17 World Cups	0		
best achievement / year	-		
Previous FIFA Futsal World Cups	0		
best achievement / year	-		
Previous FIFA Beach Soccer World Cup	0		
best achievement / year	-		

Team Facts & Figures

Competing in their third U-20 World Cup, Zambia make their return after a ten-year hiatus. The *Junior Chipolopolo* obtained their best placing at Canada 2007, when they were eliminated in the Round of 16 by Nigeria.

The Zambians have won two out of seven matches in the U-20 World Cup, 4-3 against Honduras in 1999 and 2-0 against Uruguay in 2007. Nevertheless, their most prestigious result was a goalless draw in 1999 against Spain, who went on to win the tournament with a squad that included a trio of future FIFA World Cup™ winners in Iker Casillas, Xavi and Carlos Marchena.

Zambia qualified for Korea Republic 2017 after playing only two matches, beating Guinea 1-0 and then Mali 6-1 in the CAF U-20 Africa Cup of Nations 2017. The southern Africans proceeded to win the next three games of the campaign to clinch their first continental U-20 title.

Previous head-to-heads by group (ZAM vs CRC, IRN, POR)

No previous matches

PORTUGAL (POR)

C2

Confederation	UEFA		
Overall record FIFA U-20 World Cup			
Previous appearances best achievement / year	10 (1979, 1989, 1991, 1993, 1995, 1999, 2007, 2011, 2013, 2015) Champions in 1989, 1991		
Last appearance / achievement	2015	Quarter-finalists	
Final matches played	3 (1989, 1991, 2011)		
Current position in all-time ranking	5 of 90		
Number of matches played (wins – draws – losses)	49	(28 – 8 – 13)	
Goals for / goals against	70 / 40		
Biggest win/best score	5-0	vs Cuba in 2013	
Most goals scored	5	BRUMA (24 Oct 1994)	5-2013
Other FIFA men's competitions			
Previous FIFA World Cups best achievement / year	6 (1966, 1986, 2002, 2006, 2010, 2014) Third place in 1966		
Previous FIFA Confederations Cup best achievement / year	0 (2017) -		
Previous Olympic Football Tournaments best achievement / year	4 (1928, 1996, 2004, 2016) Fourth place in 1996		
Previous FIFA U-17 World Cups best achievement / year	3 (1989, 1995, 2003) Third place in 1989		
Previous FIFA Futsal World Cups best achievement / year	5 (2000, 2004, 2008, 2012, 2016) Third place in 2000		
Previous FIFA Beach Soccer World Cup best achievement / year	7 (2005, 2006, 2007, 2008, 2009, 2011, 2015, 2017) Champions in 2015		

Team Facts & Figures

Portugal have contested 11 U-20 World Cups and this is their fourth in a row, equalling the Iberians' longest series of consecutive participations recorded between 1989 and 1995.

Portugal are one of three sides that have won back-to-back U-20 World Cups, having clinched the 1989 and 1991 titles. The feat was also achieved by Brazil (1983-1985) and twice by Argentina (1995-1997 and 2005-2007).

The Portuguese jointly hold the record for the most consecutive clean sheets in the U-20 World Cup, with two separate sequences of six shutouts between 1989-1991 and in 2011. The only team to match this accomplishment is Brazil, who did it twice themselves (in 1985-1987 and 2003-2005).

Previous head-to-heads by group (POR vs CRC, IRN, ZAM)

No previous matches

IRAN (IRN)		C3
Confederation	AFC	
Overall record FIFA U-20 World Cup		
Previous appearances best achievement / year	2 (1977, 2001) Group stage in 1977, 2001	
Last appearance / achievement	2001 Groups stage	
Final matches played	0	
Current position in all-time ranking	65 of 90	
Number of matches played (wins – draws – losses)	6 (1 – 1 – 4)	
Goals for / goals against	4 / 13	
Biggest win/best score	3-0 vs Côte d'Ivoire in 1977	
Most goals scored	2 ASHERI Moharam (29 Apr 1959) 2-1977	
Other FIFA men's competitions		
Previous FIFA World Cups best achievement / year	4 (1978, 1998, 2006, 2014) Group stage in 1978, 1998, 2006, 2014	
Previous FIFA Confederations Cup best achievement / year	0 -	
Previous Olympic Football Tournaments best achievement / year	3 (1964, 1972, 1976) Quarter-finalists in 1976	
Previous FIFA U-17 World Cups best achievement / year	3 (2001, 2009, 2013) Round of 16 in 2009, 2013	
Previous FIFA Futsal World Cups best achievement / year	7 (1992, 1996, 2000, 2004, 2008, 2012, 2016) Third place in 2016	
Previous FIFA Beach Soccer World Cup best achievement / year	6 (2006, 2007, 2008, 2011, 2013, 2015, 2017) Runners-up in 2017	

Team Facts & Figures

The Central Asian team are contesting their third FIFA U-20 World Cup and return to the finals after an absence of 16 years, having last participated at the Argentina edition in 2001.

Iran are one of six qualifying sides for Korea Republic 2017 that were also involved in the inaugural edition in Tunisia in 1977. The others are France, Honduras, Italy, Mexico and Uruguay.

The Iranians have won only once in six attempts at the U-20 World Cup, back in 1977 when they overcame Côte d'Ivoire 3-0 in their last match of the group stage.

Previous head-to-heads by group (IRN vs CRC, POR, ZAM)

No previous matches

COSTA RICA (CRC)

C4

Confederation	CONCACAF		
Overall record FIFA U-20 World Cup			
Previous appearances best achievement / year	8 (1989, 1995, 1997, 1999, 2001, 2007, 2009, 2011) Fourth place in 2009		
Last appearance / achievement	2011 Round of 16		
Final matches played	0		
Current position in all-time ranking	22 of 90		
Number of matches played (wins – draws – losses)	31 (11 – 3 – 17)		
Goals for / goals against	38 / 58		
Biggest win/best score	3-0 vs. Australia in 2009		
Most goals scored	4 PARKS Winston (12.10.1981) 4-2001		
Other FIFA men's competitions			
Previous FIFA World Cups best achievement / year	4 (1990, 2002, 2006, 2014) Quarter-finalists in 2014		
Previous FIFA Confederations Cup best achievement / year	0 -		
Previous Olympic Football Tournaments best achievement / year	3 (1980, 1984, 2004) Quarter-finalists in 2004		
Previous FIFA U-17 World Cups best achievement / year	9 (1985, 1995, 1997, 2001, 2003, 2005, 2007, 2009, 2015) Quarter-finalists in 2005		
Previous FIFA Futsal World Cups best achievement / year	4 (1992, 2000, 2012, 2016) Round of 16 in 2016		
Previous FIFA Beach Soccer World Cup best achievement / year	2 (2009, 2015) Group stage in 2009, 2015		

Team Facts & Figures

Costa Rica are competing in their ninth FIFA U-20 World Cup and achieved their best placing of fourth in 2009, after losing their semi-final with Brazil and the match for third place against Hungary on penalties.

The Costa Ricans have drawn only three of 31 matches played to date in the U-20 World Cup, all by a 1-1 scoreline. *Los Ticos* were held against Paraguay in 1997, Nigeria in 1999 and Hungary in 2009, before losing this last game on penalties.

The first goalkeeper to scoop the adidas Golden Glove Award was Costa Rica's Esteban Alvarado, who was named best stopper at the 2009 edition in Egypt.

Previous head-to-heads by group (CRC vs IRN, POR, ZAM)

No previous matches

GROUP D	
D1	South Africa (RSA)
D2	Japan (JPN)
D3	Italy (ITA)
D4	Uruguay (URU)

SOUTH AFRICA (RSA)		D1
Confederation	CAF	
Overall record FIFA U-20 World Cup		
Previous appearances best achievement / year	2 (1997, 2009) Round of 16 in 2009	
Last appearance / achievement	2009 Round of 16	
Final matches played	0	
Current position in all-time ranking	62 of 90	
Number of matches played (wins – draws – losses)	7 (1 – 2 – 4)	
Goals for / goals against	7 / 14	
Biggest win/best score	2-0 vs Honduras in 2009	
Most goals scored	3 ERASMUS Kermit (08.07.1990) 3-2009	
Other FIFA men's competitions		
Previous FIFA World Cups best achievement / year	3 (1998, 2002, 2010) Group stage in 1998, 2002, 2010	
Previous FIFA Confederations Cup best achievement / year	2 (1997, 2009) Fourth place in 2009	
Previous Olympic Football Tournaments best achievement / year	2 (2000, 2016) Group stage in 2000, 2016	
Previous FIFA U-17 World Cups best achievement / year	1 (2015) Group stage in 2015	
Previous FIFA Futsal World Cups best achievement / year	0 -	
Previous FIFA Beach Soccer World Cup best achievement / year	1 (2005) Group stage in 2005	

Team Facts & Figures

This is South Africa's third participation in the finals of the U-20 World Cup. The *Amajita* achieved their best finish in 2009, when they exited in the Round of 16 after extra time against the eventual champions Ghana.

For the third time in as many participations, South Africa will kick off their title bid against Asian opponents, on this occasion Japan. Their two previous opening matches ended drawn, 0-0 with Korea Republic in 1997 and 2-2 against United Arab Emirates in 2009.

South Africa's only victory from seven games played in the U-20 World Cup was a 2-0 success against Honduras in 2009.

Previous head-to-heads by group (RSA vs ITA, JPN, URU)

No previous matches

JAPAN (JPN)		D2
Confederation	AFC	
Overall record FIFA U-20 World Cup		
Previous appearances best achievement / year	8 (1979, 1995, 1997, 1999, 2001, 2003, 2005, 2007) Runners-up in 1999	
Last appearance / achievement	2007 Round of 16	
Final matches played	1 (1999)	
Current position in all-time ranking	17 of 90	
Number of matches played (wins – draws – losses)	35 (13 – 9 – 13)	
Goals for / goals against	49 / 48	
Biggest win/best score	6-2 vs Costa Rica in 1997	
Most goals scored	4 SAKATA Daisuke (16 Jan 1983) 4-2003 4 YANAGISAWA Atsushi (27 May 1977) 4-1997	
Other FIFA men's competitions		
Previous FIFA World Cups best achievement / year	5 (1998, 2002, 2006, 2010, 2014) Round of 16 in 2002, 2010	
Previous FIFA Confederations Cup best achievement / year	5 (1995, 2001, 2003, 2005, 2013) Runners-up in 2001	
Previous Olympic Football Tournaments best achievement / year	10 (1936, 1956, 1964, 1968, 1996, 2000, 2004, 2008, 2012, 2016) Bronze medallists in 1968	
Previous FIFA U-17 World Cups best achievement / year	7 (1993, 1995, 2001, 2007, 2009, 2011, 2013) Quarter-finalists in 2011	
Previous FIFA Futsal World Cups best achievement / year	4 (1989, 2004, 2008, 2012) Round of 16 in 2012	
Previous FIFA Beach Soccer World Cup best achievement / year	8 (2005, 2006, 2007, 2008, 2009, 2011, 2013, 2015, 2017) Fourth place in 2005	

Team Facts & Figures

Japan are contesting their ninth U-20 World Cup, although they failed to qualify for the last four editions. Their last participation dates back to Canada 2007.

The Japanese hold two Asian records in the U-20 World Cup, albeit shared with other teams. Their tally of 13 victories is the joint-highest alongside Korea Republic, while their runners-up finish in 1999 in Nigeria, after losing the final 4-0 to Spain, equals the placing achieved by Qatar in 1981.

The Samurai Blue qualified for the U-20 World Cup finals last year by winning the AFC U-19 Championship for the first time, thanks to a penalty shoot-out victory over Saudi Arabia in the final. Taking into account the qualification phase and the final tournament, Japan conceded no goals in their nine-match campaign, accumulating seven wins, two draws and 24 goals scored.

Previous head-to-heads by group (JPN vs ITA, RSA, URU)

Japan vs. Italy: no previous matches

Japan vs. South Africa: no previous matches

Japan vs. Uruguay: 1 match

Date	Venue, City	Team A	Team B	Result	Competition	Stage	
1999-04-21	National, LAGOS (NGA)	Uruguay	Japan	1-2 (1-2)	FU20WC 1999	Semi-finals	
		Matches Played	Wins	Draws	Losses	Goals For	Goals Against
Japan		1	1	0	0	2	1
Uruguay		1	0	0	1	1	2

ITALY (ITA)

D3

Confederation	UEFA		
Overall record FIFA U-20 World Cup			
Previous appearances best achievement / year	5 (1977, 1981, 1987, 2005, 2009) Quarter-finalists in 1987, 2005, 2009		
Last appearance / achievement	2009 Quarter-finalists		
Final matches played	0		
Current position in all-time ranking	32 of 90		
Number of matches played (wins – draws – losses)	20 (6 – 5 – 9)		
Goals for / goals against	26 / 29		
Biggest win/best score	4-1 vs Canada in 2005		
Most goals scored	4 PELLE Graziano (15 Jul 1985) 4-2005		
Other FIFA men's competitions			
Previous FIFA World Cups best achievement / year	18 (1934, 1938, 1950, 1954, 1962, 1966, 1970, 1974, 1978, 1982, 1986, 1990, 1994, 1998, 2002, 2006, 2010, 2014) Champions in 1934, 1938, 1982, 2006		
Previous FIFA Confederations Cup best achievement / year	2 (2009, 2013) Third place in 2013		
Previous Olympic Football Tournaments best achievement / year	15 (1912, 1920, 1924, 1928, 1936, 1948, 1952, 1960, 1984, 1988, 1992, 1996, 2000, 2004, 2008) Gold medallists in 1936		
Previous FIFA U-17 World Cups best achievement / year	7 (1985, 1987, 1991, 1993, 2005, 2009, 2013) Fourth place in 1987		
Previous FIFA Futsal World Cups best achievement / year	7 (1989, 1992, 1996, 2004, 2008, 2012, 2016) Runners-up in 2004		
Previous FIFA Beach Soccer World Cup best achievement / year	6 (2006, 2007, 2008, 2009, 2011, 2015, 2017) Runners-up in 2008		

Team Facts & Figures

Italy are participating for the sixth time and make their return to the finals after an eight-year absence. In the 2009 edition in Egypt, the Italians progressed as far as the quarter-finals, equalling their best finish achieved at Chile 1987 and Netherlands 2005.

The competition's first goal was scored by an Italian. On 27 June 1977 in Sousse, Luigi Capuzzo put his team 1-0 up after 11 minutes against Côte d'Ivoire, in a game that eventually finished 1-1. Eighteen minutes after that goal, Spain's José Ricardo Escobar opened the scoring against France in the 29th minute of the other opening match in Tunis, which also kicked off at midday local time.

The *Azzurri* U-20 side is the third Italian team to participate in the finals of a FIFA competition in Korea Republic. In the Olympic Football Tournament 1988, Italy finished fourth on the back of three wins and three defeats. In the 2002 FIFA World Cup™, *Gli Azzurri* played just one match on Korean soil, losing their Round of 16 match against the hosts courtesy of a golden goal.

Previous head-to-heads by group (ITA vs JPN, RSA, URU)

No previous matches

URUGUAY (URU)

D4

Confederation	CONMEBOL		
Overall record FIFA U-20 World Cup			
Previous appearances	13 (1977, 1979, 1981, 1983, 1991, 1993, 1997, 1999, 2007, 2009, 2011, 2013, 2015)		
best achievement / year	Runners-up in 1997, 2013		
Last appearance / achievement	2013 Runners-up		
Final matches played	2 (1997, 2013)		
Current position in all-time ranking	4 of 90		
Number of matches played (wins – draws – losses)	62 (28 – 17 – 17)		
Goals for / goals against	81 / 60		
Biggest win/best score	5-0 vs Guinea in 1979		
Most goals scored	4	AGUILERA Carlos (21 Sep 1964)	1-1981, 3-1983
	4	CHEVANTON Ernesto (12 Aug 1980)	4-1999
	4	LOPEZ Nicolas (01 Oct 1993)	4-2013
	4	PAZ Ruben (08 Aug 1959)	4-1979
	4	ZALAYETA Marcelo (05 Dec 1978)	4-1997
Other FIFA men's competitions			
Previous FIFA World Cups	12 (1930, 1950, 1954, 1962, 1966, 1970, 1974, 1986, 1990, 2002, 2010, 2014)		
best achievement / year	Champions in 1930, 1950		
Previous FIFA Confederations Cup	2 (1997, 2013)		
best achievement / year	Fourth place in 1997, 2013		
Previous Olympic Football Tournaments	3 (1924, 1928, 2012)		
best achievement / year	Gold medallists in 1924, 1928		
Previous FIFA U-17 World Cups	6 (1991, 1999, 2005, 2009, 2011, 2013)		
best achievement / year	Runners-up in 2011		
Previous FIFA Futsal World Cups	3 (1996, 2000, 2008)		
best achievement / year	Second round in 1996		
Previous FIFA Beach Soccer World Cup	5 (2005, 2006, 2007, 2008, 2009)		
best achievement / year	Runners-up in 2006		

Team Facts & Figures

This is the team's 14th participation in the U-20 World Cup. The Uruguayans' best placing was second in 1997 and 2013, when they were respectively beaten 2-1 by Argentina and on penalties by France.

Together with Brazil, Uruguay have contested more 0-0 draws than any other side in the U-20 World Cup, clocking up eight scoreless stalemates from a total of 62 games played.

Los Charrúas have also been involved in the most penalty shoot-outs in the U-20 World Cup, winning four and losing three out of seven.

Previous head-to-heads by group (URU vs ITA, JPN, RSA)

Uruguay vs. Italy: no previous matches

Uruguay vs. Japan: 1 match

Date	Venue, City	Team A	Team B	Result	Competition	Stage	
1999-04-21	National, LAGOS (NGA)	Uruguay	Japan	1-2 (1-2)	FU20WC 1999	Semi-finals	
		Matches Played	Wins	Draws	Losses	Goals For	Goals Against
Japan		1	1	0	0	2	1
Uruguay		1	0	0	1	1	2

Uruguay vs. South Africa: no previous matches

GROUP E

E1	France (FRA)
E2	Honduras (HON)
E3	Vietnam (VIE)
E4	New Zealand (NZL)

FRANCE (FRA)

E1

Confederation	UEFA		
Overall record FIFA U-20 World Cup			
Previous appearances best achievement / year	5 (1977, 1997, 2001, 2011, 2013) Champions in 2013		
Last appearance / achievement	2013 Champions		
Final matches played	1 (2013)		
Current position in all-time ranking	16 of 90		
Number of matches played (wins – draws – losses)	27 (14 – 6 – 7)		
Goals for / goals against	50 / 36		
Biggest win/best score	5-0 vs Iran in 2001		
Most goals scored	6 CISSE Djibril (12 Aug 1981) 6-2001		
Other FIFA men's competitions			
Previous FIFA World Cups best achievement / year	14 (1930, 1934, 1938, 1954, 1958, 1966, 1978, 1982, 1986, 1998, 2002, 2006, 2010, 2014) Champions in 1998		
Previous FIFA Confederations Cup best achievement / year	2 (2001, 2003) Champions in 2001, 2003		
Previous Olympic Football Tournaments best achievement / year	11 (1908, 1920, 1924, 1928, 1948, 1952, 1960, 1968, 1976, 1984, 1996) Gold medallists in 1984		
Previous FIFA U-17 World Cups best achievement / year	5 (1987, 2001, 2007, 2011, 2015) Champions in 2001		
Previous FIFA Futsal World Cups best achievement / year	0 -		
Previous FIFA Beach Soccer World Cup best achievement / year	4 (2005, 2006, 2007, 2008) Champions in 2005		

Team Facts & Figures

This is France's sixth U-20 World Cup campaign and their third on the trot.

France's 2013 title was the first U-20 World Cup won by UEFA representatives since Spain were crowned champions in 1999, ending a record European drought that extended for six editions. During that period, the trophy was claimed five times by South American teams and once by an African side.

Les Bleuets kicked off the inaugural U-20 World Cup 40 years ago by contesting the opening match at midday on 27 June 1977 in Tunis (at the same time as Italy-Côte d'Ivoire).

Previous head-to-heads by group (FRA vs HON, VIE, NZL)

No previous matches

HONDURAS (HON)		E2	
Confederation	CONCACAF		
Overall record FIFA U-20 World Cup			
Previous appearances best achievement / year	6 (1977, 1995, 1999, 2005, 2009, 2015) Group stage in 1977, 1995, 1999, 2005, 2009, 2015		
Last appearance / achievement	2015 Group stage		
Final matches played	0		
Current position in all-time ranking	46 of 90		
Number of matches played (wins – draws – losses)	18 (4 – 0 – 14)		
Goals for / goals against	20 / 54		
Biggest win/best score	3-0 vs. Hungary in 2009		
Most goals scored	2	GUEVARA Amado (02.05.1976)	2-1995
	2	MARTINEZ Mario (30.07.1989)	2-2009
	2	ROCHEZ Bryan (01.01.1995)	2-2015
	2	SUAZO David (05.11.1979)	2-1999
Other FIFA men's competitions			
Previous FIFA World Cups best achievement / year	3 (1982, 2010, 2014) Group stage in 1982, 2010, 2014		
Previous FIFA Confederations Cup best achievement / year	0 -		
Previous Olympic Football Tournaments best achievement / year	4 (2000, 2008, 2012, 2016) Fourth place in 2016		
Previous FIFA U-17 World Cups best achievement / year	4 (2007, 2009, 2013, 2015) Quarter-finalists in 2013		
Previous FIFA Futsal World Cups best achievement / year	0 -		
Previous FIFA Beach Soccer World Cup best achievement / year	0 -		

Team Facts & Figures

Honduras are taking part in their seventh U-20 FIFA World Cup and have qualified for back-to-back editions for the first time.

In all of their previous campaigns, Honduras failed to make it past the group stage. In 1977 they finished runners-up in their group thanks to two victories, although in that edition only the top-placed team in each pool qualified directly for the semi-finals.

Los Catrachos are yet to draw after 18 matches played to date in the competition, having recorded four wins and 14 defeats.

Previous head-to-heads by group (HON vs FRA, VIE, NZL)

No previous matches

VIETNAM (VIE)		E3
Confederation	AFC	
Overall record FIFA U-20 World Cup		
Previous appearances	0	
best achievement / year	-	
Last appearance / achievement	-	
Current position in all-time ranking	-	
Number of matches played (wins – draws – losses)	-	
Goals for / goals against	-	
Biggest win/best score	-	
Other FIFA men's competitions		
Previous FIFA World Cups	0	
best achievement / year	-	
Previous FIFA Confederations Cup	0	
best achievement / year	-	
Previous Olympic Football Tournaments	0	
best achievement / year	-	
Previous FIFA U-17 World Cups	0	
best achievement / year	-	
Previous FIFA Futsal World Cups	1 (2016)	
best achievement / year	Round of 16 in 2016	
Previous FIFA Beach Soccer World Cup	0	
best achievement / year	-	

Team Facts & Figures

One of two tournament debutants at this edition of the U-20 World Cup, Vietnam are the 19th Asian side to compete in the finals.

The last Asian newcomers to the U-20 World Cup were Myanmar in 2015. The last victory by a debutant Asian team dates back to 1997, when United Arab Emirates overcame Côte d'Ivoire 2-0. Only two Asian sides have gone beyond the group stage in their first tournament, namely Qatar in 1981 (who eventually finished runners-up) and United Arab Emirates in 1997 (eliminated in the Round of 16).

This is the first time Vietnam have qualified for the finals of a FIFA 11-a-side competition. Last year the Southeast Asians took part in the FIFA Futsal World Cup in Colombia, reaching the Round of 16.

Previous head-to-heads by group (VIE vs FRA, HON, NZL)

No previous matches

NEW ZEALAND (NZL)		E4
Confederation	OFC	
Overall record FIFA U-20 World Cup		
Previous appearances best achievement / year	4 (2007, 2011, 2013, 2015) Round of 16 in 2015	
Last appearance / achievement	2015 Round of 16	
Final matches played	0	
Current position in all-time ranking	57 of 90	
Number of matches played (wins – draws – losses)	13 (1 – 3 – 9)	
Goals for / goals against	10 / 22	
Biggest win/best score	5-1 vs Myanmar in 2015	
Most goals scored	1 9 players with 1 goal	
Other FIFA men's competitions		
Previous FIFA World Cups best achievement / year	2 (1982, 2010) Group stage in 1982, 2010	
Previous FIFA Confederations Cup best achievement / year	3 (1999, 2003, 2009, 2017) Group stage in 1999, 2003, 2009	
Previous Olympic Football Tournaments best achievement / year	2 (2008, 2012) Group stage in 2008, 2012	
Previous FIFA U-17 World Cups best achievement / year	7 (1997, 1999, 2007, 2009, 2011, 2013, 2015) Round of 16 in 2009, 2011, 2015	
Previous FIFA Futsal World Cups best achievement / year	0 -	
Previous FIFA Beach Soccer World Cup best achievement / year	0 -	

Team Facts & Figures

The Junior All Whites are taking part in their fifth FIFA U-20 World Cup and the fourth edition in a row.

In 2015, New Zealand won their first – and to date only – U-20 World Cup match by beating Myanmar 5-1. In that same edition on home soil two years ago, the Kiwis ventured beyond the group stage for the first time, only to be eliminated in the Round of 16 after a 2-1 defeat by Portugal.

New Zealand have scored ten goals in the U-20 World Cup, with all those strikes coming after the 40th minute (and only two in the first half).

Previous head-to-heads by group (NZL vs FRA, HON, VIE)

No previous matches

GROUP F	
F1	Ecuador (ECU)
F2	USA (USA)
F3	Saudi Arabia (KSA)
F4	Senegal (SEN)

ECUADOR (ECU)		F1
Confederation	CONMEBOL	
Overall record FIFA U-20 World Cup		
Previous appearances best achievement / year	2 (2001, 2011) Round of 16 in 2001, 2011	
Last appearance / achievement	2011 Round of 16	
Final matches played	0	
Current position in all-time ranking	53 of 90	
Number of matches played (wins – draws – losses)	8 (2 – 2 – 4)	
Goals for / goals against	7 / 8	
Biggest win/best score	3-0 vs Costa Rica in 2011	
Most goals scored	DE JESUS Marlon (04 Sep 1991) 2-2011	
Other FIFA men's competitions		
Previous FIFA World Cups best achievement / year	3 (2002, 2006, 2014) Round of 16 in 2006	
Previous FIFA Confederations Cup best achievement / year	0 -	
Previous Olympic Football Tournaments best achievement / year	0 -	
Previous FIFA U-17 World Cups best achievement / year	4 (1987, 1995, 2011, 2015) Quarter-finalists in 1995, 2015	
Previous FIFA Futsal World Cups best achievement / year	0 -	
Previous FIFA Beach Soccer World Cup best achievement / year	1 (2017) Group stage	

Team Fact & Figures

Ecuador are competing in their third U-20 World Cup, after qualifying for the editions in Argentina in 2001 and Colombia in 2011.

La MiniTri obtained the same result in both of their previous campaigns, exiting in the Round of 16 after recording one win, one draw and one defeat in the group stage.

The Ecuadorians qualified for Korea Republic by finishing runners-up behind Uruguay in the final group of the South American Youth Championship 2017.

Previous head-to-heads by group (ECU vs KSA, SEN, USA)

No previous matches

USA (USA)		F2	
Confederation	CONCACAF		
Overall record FIFA U-20 World Cup			
Previous appearances best achievement / year	14 (1981, 1983, 1987, 1989, 1993, 1997, 1999, 2001, 2003, 2005, 2007, 2009, 2013, 2015) Fourth place in 1989		
Last appearance / achievement	2015	Quarter-finalists	
Final matches played	0		
Current position in all-time ranking	10 of 90		
Number of matches played (wins – draws – losses)	56	(21 – 8 – 27)	
Goals for / goals against	73 / 84		
Biggest win/best score	6-0	vs. Turkey in 1993	
Most goals scored	4	ALTIDORE Jozy (06.11.1989)	4-2007
	4	JOHNSON Eddie (31.03.1984)	4-2003
	4	TWELLMAN Taylor (29.02.1980)	4-1999
Other FIFA men's competitions			
Previous FIFA World Cups best achievement / year	10 (1930, 1934, 1950, 1990, 1994, 1998, 2002, 2006, 2010, 2014) Bronze medallists in 1930		
Previous FIFA Confederations Cup best achievement / year	4 (1992, 1999, 2003, 2009) Runners-up in 2009		
Previous Olympic Football Tournaments best achievement / year	13 (1924, 1928, 1936, 1948, 1952, 1956, 1972, 1984, 1988, 1992, 1996, 2000, 2008) Fourth place in 2000		
Previous FIFA U-17 World Cups best achievement / year	15 (1985, 1987, 1989, 1991, 1993, 1995, 1997, 1999, 2001, 2003, 2005, 2007, 2009, 2011, 2015) Fourth place in 1999		
Previous FIFA Futsal World Cups best achievement / year	5 (1989, 1992, 1996, 2004, 2008) Runners-up in 1992		
Previous FIFA Beach Soccer World Cup best achievement / year	4 (2005, 2006, 2007, 2013) Group stage in 2005, 2006, 2007, 2013		

Team Facts & Figures

USA have taken part in ten of the last 11 editions, missing out only in 2011 when they failed to qualify for the Colombia finals.

The Americans have endured more U-20 World Cup defeats than any other side, with 27 from 56 matches contested.

USA qualified by winning the 2017 CONCACAF U-20 Championship with a penalty shoot-out victory over Honduras in the final.

Previous head-to-heads by group (USA vs ECU, KSA, SEN)

USA vs. Saudi Arabia: 1 match

Date	Venue City	Team A	Team B	Result	Competition	Stage
1987-10-14	ANTOFAGASTA (CHI)	USA	Saudi Arabia	1-0 (0-0)	FU20WC 1987	First Stage
Matches Played		Wins	Draws	Losses	Goals For	Goals Against
Saudi Arabia	1	0	0	1	0	1
USA	1	1	0	0	1	0

SAUDI ARABIA (KSA) F3

Confederation	AFC		
Overall record FIFA U-20 World Cup			
Previous appearances best achievement / year	7 (1985, 1987, 1989, 1993, 1999, 2003, 2011) Round of 16 in 2011		
Last appearance / achievement	2011 Round of 16		
Final matches played	0		
Current position in all-time ranking	35 of 90		
Number of matches played (wins – draws – losses)	22 (4 – 6 – 12)		
Goals for / goals against	18 / 26		
Biggest win/best score	6-0 vs Guatemala in 2011		
Most goals scored	2 ALFAHMI Yasir (20 Dec 1991) 2-2011		
Other FIFA men's competitions			
Previous FIFA World Cups best achievement / year	4 (1994, 1998, 2002, 2006) Round of 16 in 1994		
Previous FIFA Confederations Cup best achievement / year	4 (1992, 1995, 1997, 1999) Runners-up in 1992		
Previous Olympic Football Tournaments best achievement / year	2 (1984, 1996) Group stage in 1984, 1996		
Previous FIFA U-17 World Cups best achievement / year	3 (1985, 1987, 1989) Champions in 1989		
Previous FIFA Futsal World Cups best achievement / year	1 (1989) Group stage in 1989		
Previous FIFA Beach Soccer World Cup best achievement / year	0 -		

Team Facts & Figures

Saudi Arabia are competing in their eighth U-20 World Cup, having last appeared in 2011, where they passed the group stage for the first time before exiting in the Round of 16 against eventual champions Brazil.

Three of the four wins achieved by Saudi Arabia in 22 matches played came against European opponents: 1-0 against Republic of Ireland in 1985, 3-0 against Portugal in 1989 and 2-0 against Croatia in 2011.

The Saudis' fourth victory was a 6-0 rout of Guatemala, also in the 2011 edition, and ranks as the most emphatic win by an Asian side in the U-20 World Cup.

Previous head-to-heads by group (KSA vs ECU, SEN, USA)

Saudi Arabia vs. USA: 1 match

Date	Venue City	Team A	Team B	Result	Competition	Stage	
1987-10-14	ANTOFAGASTA (CHI)	USA	Saudi Arabia	1-0 (0-0)	FU20WC 1987	First Stage	
		Matches Played	Wins	Draws	Losses	Goals For	Goals Against
Saudi Arabia		1	0	0	1	0	1
USA		1	1	0	0	1	0

SENEGAL (SEN)		F4	
Confederation	CAF		
Overall record FIFA U-20 World Cup			
Previous appearances best achievement / year	1 (2015) Fourth place in 2015		
Last appearance / achievement	2015 Fourth place		
Final matches played	0		
Current position in all-time ranking	52 of 90		
Number of matches played (wins – draws – losses)	7 (2 – 2 – 3)		
Goals for / goals against	6 / 14		
Biggest win/best score	1-0 vs. Uzbekistan in 2015		
Most goals scored	2 THIAM Mamadou (20.03.1995) 2-2015		
Other FIFA men's competitions			
Previous FIFA World Cups best achievement / year	1 (2002) Quarter-finalists in 2002		
Previous FIFA Confederations Cup best achievement / year	0 -		
Previous Olympic Football Tournaments best achievement / year	1 (2012) Quarter-finalists in 2012		
Previous FIFA U-17 World Cups best achievement / year	0 -		
Previous FIFA Futsal World Cups best achievement / year	0 -		
Previous FIFA Beach Soccer World Cup best achievement / year	5 (2007, 2008, 2011, 2013, 2015, 2017) Quarter-finalists in 2007, 2011, 2017		

Team Facts & Figures

Senegal are competing in their second U-20 World Cup after finishing fourth in New Zealand two years ago.

The young Lions of Teranga are the second African team to qualify for the edition following their debut campaign. Only Nigeria have done it before, making their tournament bow in 1983 before returning for the 1985 edition.

With just six goals scored two years ago in New Zealand, Senegal equalled the tournament record for the lowest goal return by a top-four finisher, which is also held by another six teams. However, the Senegalese, like Austria in 2005, scored that number over seven matches, whereas the remaining teams did it in fewer: Uruguay (1977) played only five games, while Romania (1981), Portugal (1989), Australia (1991) and England (1993) each contested six.

Previous head-to-heads by group (SEN vs ECU, KSA, USA)

No previous matches

Winner's Trophy



Designer	Thomas Fattorini Ltd, Birmingham, UK Rebecca Cusack, Thomas R. Fattorini
Manufacturer	Thomas Fattorini Ltd, Birmingham, UK
Description	<p>The dynamic form of the clear acrylic shape hints at the fluidity and movement of the football between the two teams, which are referred to by the two upright curved supports. These hold up the globe in the shape of a football – a consistent feature amongst almost all of FIFA's event trophies.</p> <p>The overall elegant and pure appearance of the Official Trophy is characteristic of the nature of how the game is played particularly in this age group.</p>
Year of design and manufacture	2011
Material	Copper, brass alloy, acrylic, sterling silver, stainless steel, gold plate
Weight	5.1 kg
Height	48 cm
Base diameter	20 cm
Widest point	20 cm

How they qualified

(by confederation - final rounds only)

African Zone (CAF U-20 Africa Cup of Nations)

Group A

Date	Match	Result	City (Country)	Time
2017-02-26	Egypt - Mali	0-0	LUSAKA (ZAM)	18:00
2017-02-26	Zambia - Guinea	1-0 (0-0)	LUSAKA (ZAM)	15:00
2017-03-01	Zambia - Mali	6-1 (3-1)	LUSAKA (ZAM)	18:00
2017-03-01	Guinea - Egypt	1-1 (0-1)	LUSAKA (ZAM)	15:00
2017-03-04	Guinea - Mali	3-2 (0-1)	NDOLA (ZAM)	15:00
2017-03-04	Zambia - Egypt	3-1 (0-1)	LUSAKA (ZAM)	15:00

Rank	Team	MP	W	D	L	GF	GA	+/-	Points
1	Zambia	3	3	0	0	10	2	8	9
2	Guinea	3	1	1	1	4	4	0	4
3	Egypt	3	0	2	1	2	4	-2	2
4	Mali	3	0	1	2	3	9	-6	1

Group B

Date	Match	Result	City (Country)	Time
2017-02-27	Cameroon - South Africa	1-3 (1-2)	NDOLA (ZAM)	18:00
2017-02-27	Senegal - Sudan	1-1 (0-1)	NDOLA (ZAM)	15:00
2017-03-02	South Africa - Senegal	3-4 (2-0)	NDOLA (ZAM)	18:00
2017-03-02	Sudan - Cameroon	1-4 (0-1)	NDOLA (ZAM)	15:00
2017-03-05	Sudan - South Africa	1-3 (1-1)	LUSAKA (ZAM)	15:00
2017-03-05	Senegal - Cameroon	2-0 (1-0)	NDOLA (ZAM)	15:00

Rank	Team	MP	W	D	L	GF	GA	+/-	Points
1	Senegal	3	2	1	0	7	4	3	7
2	South Africa	3	2	0	1	9	6	3	6
3	Cameroon	3	1	0	2	5	6	-1	3
4	Sudan	3	0	1	2	3	8	-5	1

Semi-final

Date	Match	Result	City (Country)	Time
2017-03-08	Zambia - South Africa	1-0 AET	LUSAKA (ZAM)	18:00
2017-03-09	Senegal - Guinea	1-0 (1-0)	NDOLA (ZAM)	18:00

Match for third place

Date	Match	Result	City (Country)	Time
2017-03-12	South Africa - Guinea	1-2 (1-1)	LUSAKA (ZAM)	14:00

Final

Date	Match	Result	City (Country)	Time
2017-03-12	Zambia - Senegal	2-0 (2-0)	LUSAKA (ZAM)	17:30

➔ **Senegal, Zambia, Guinea & South Africa qualified for the FIFA U-20 World Cup 2017**

Asian Zone (AFC U-19 Championship Bahrain 2016)

Group A

Date	Match	Result	City (Country)	Time					
2016-10-13	Bahrain - Saudi Arabia	3-2 (1-0)	ISA TOWN (BHR)	19:30					
2016-10-13	Thailand - Korea Republic	1-3 (0-2)	RIFFA (BHR)	16:30					
2016-10-16	Bahrain - Korea Republic	1-2 (0-0)	ISA TOWN (BHR)	19:30					
2016-10-16	Saudi Arabia - Thailand	4-0 (1-0)	RIFFA (BHR)	16:30					
2016-10-19	Korea Republic - Saudi Arabia	1-2 (1-1)	RIFFA (BHR)	19:30					
2016-10-19	Bahrain - Thailand	3-2 (1-1)	ISA TOWN (BHR)	19:30					
Rank	Team	MP	W	D	L	GF	GA	+/-	Points
1	Saudi Arabia	3	2	0	1	8	4	4	6
2	Korea Republic	3	2	0	1	6	4	2	6
3	Bahrain	3	2	0	1	7	6	1	6
4	Thailand	3	0	0	3	3	10	-7	0

Group B

Date	Match	Result	City (Country)	Time					
2016-10-14	United Arab Emirates - Iraq	0-1 (0-1)	ISA TOWN (BHR)	19:30					
2016-10-14	Korea DPR - Vietnam	1-2 (0-0)	ISA TOWN (BHR)	16:30					
2016-10-17	Iraq - Korea DPR	4-0 (0-0)	ISA TOWN (BHR)	19:30					
2016-10-17	Vietnam - United Arab Emirates	1-1 (1-0)	ISA TOWN (BHR)	16:30					
2016-10-20	Iraq - Vietnam	0-0	RIFFA (BHR)	19:30					
2016-10-20	Korea DPR - United Arab Emirates	1-3 (1-1)	ISA TOWN (BHR)	19:30					
Rank	Team	MP	W	D	L	GF	GA	+/-	Points
1	Iraq	3	2	1	0	5	0	5	7
2	Vietnam	3	1	2	0	3	2	1	5
3	United Arab Emirates	3	1	1	1	4	3	1	4
4	Korea DPR	3	0	0	3	2	9	-7	0

Group C

Date	Match	Result	City (Country)	Time					
2016-10-14	Qatar - Iran	1-1 (1-0)	RIFFA (BHR)	19:30					
2016-10-14	Japan - Yemen	3-0 (0-0)	RIFFA (BHR)	16:30					
2016-10-17	Yemen - Qatar	0-1 (0-0)	RIFFA (BHR)	19:30					
2016-10-17	Iran - Japan	0-0	RIFFA (BHR)	16:30					
2016-10-20	Yemen - Iran	0-1 (0-1)	ISA TOWN (BHR)	16:30					
2016-10-20	Qatar - Japan	0-3 (0-2)	RIFFA (BHR)	16:30					
Rank	Team	MP	W	D	L	GF	GA	+/-	Points
1	Japan	3	2	1	0	6	0	6	7
2	Iran	3	1	2	0	2	1	1	5
3	Qatar	3	1	1	1	2	4	-2	4
4	Yemen	3	0	0	3	0	5	-5	0

Group D

Date	Match	Result	City (Country)	Time
2016-10-15	China PR - Australia	0-1 (0-0)	RIFFA (BHR)	19:30
2016-10-15	Uzbekistan - Tajikistan	2-1 (0-1)	ISA TOWN (BHR)	16:30
2016-10-18	Australia - Uzbekistan	2-3 (0-2)	ISA TOWN (BHR)	19:30
2016-10-18	Tajikistan - China PR	2-0 (1-0)	RIFFA (BHR)	16:30
2016-10-21	Australia - Tajikistan	0-0	RIFFA (BHR)	19:30
2016-10-21	Uzbekistan - China PR	0-0	ISA TOWN (BHR)	19:30

Rank	Team	MP	W	D	L	GF	GA	+/-	Points
1	Uzbekistan	3	2	1	0	5	3	2	7
2	Tajikistan	3	1	1	1	3	2	1	4
3	Australia	3	1	1	1	3	3	0	4
4	China PR	3	0	1	2	0	3	-3	1

Quarter-finals

Date	Match	Result	City (Country)	Time
2016-10-23	Iraq - Saudi Arabia	2-2 AET (2-2, 0-0) 5-6 PSO	ISA TOWN (BHR)	16:15
2016-10-23	Bahrain - Vietnam	0-1 (0-0)	RIFFA (BHR)	19:15
2016-10-24	Japan - Tajikistan	4-0 (2-0)	RIFFA (BHR)	16:15
2016-10-24	Uzbekistan - Iran	0-2 (0-1)	ISA TOWN (BHR)	19:15

Semi-final

Date	Match	Result	City (Country)	Time
2016-10-27	Saudi Arabia - Iran	6-5 (3-2)	ISA TOWN (BHR)	16:15
2016-10-27	Vietnam - Japan	0-3 (0-2)	RIFFA (BHR)	19:15

Final

Date	Match	Result	City (Country)	Time
2016-10-30	Saudi Arabia - Japan	0-0 AET 3-5 PSO	RIFFA (BHR)	17:30

- ➔ **Iran, Japan, Saudi Arabia & Vietnam qualified for the FIFA U-20 World Cup 2017**
- ➔ **Korea Republic automatically qualified as host**

European Zone (UEFA U-19 Championship Germany 2016)

Group A

Date	Match	Result	City (Country)	Time					
2016-07-11	Portugal - Austria	1-1 (0-1)	GROSSASPACH (GER)	19:00					
2016-07-11	Germany - Italy	0-1 (0-0)	STUTTGART (GER)	12:00					
2016-07-14	Germany - Portugal	3-4 (1-1)	GROSSASPACH (GER)	19:30					
2016-07-14	Italy - Austria	1-1 (1-1)	REUTLINGEN (GER)	12:00					
2016-07-17	Italy - Portugal	1-1 (1-0)	STUTTGART (GER)	19:30					
2016-07-17	Germany - Austria	3-0 (0-0)	REUTLINGEN (GER)	19:30					
Rank	Team	MP	W	D	L	GF	GA	+/-	Points
1	Portugal	3	1	2	0	6	5	1	5
2	Italy	3	1	2	0	3	2	1	5
3	Germany	3	1	0	2	6	5	1	3
4	Austria	3	0	2	1	2	5	-3	2

Group B

Date	Match	Result	City (Country)	Time					
2016-07-12	France - England	1-2 (1-2)	HEIDENHEIM (GER)	19:30					
2016-07-12	Croatia - Netherlands	1-3 (1-2)	ULM (GER)	12:00					
2016-07-15	Croatia - France	0-2 (0-1)	AALEN (GER)	19:30					
2016-07-15	Netherlands - England	1-2 (1-1)	ULM (GER)	12:00					
2016-07-18	England - Croatia	2-1 (2-0)	HEIDENHEIM (GER)	12:00					
2016-07-18	Netherlands - France	1-5 (1-2)	AALEN (GER)	12:00					
Rank	Team	MP	W	D	L	GF	GA	+/-	Points
1	England	3	3	0	0	6	3	3	9
2	France	3	2	0	1	8	3	5	6
3	Netherlands	3	1	0	2	5	8	-3	3
4	Croatia	3	0	0	3	2	7	-5	0

FIFA U-20 World Cup play-off

Date	Match	Result	City (Country)	Time
2016-07-21	Germany - Netherlands	3-3 AET (2-2, 1-0) 5-4 PSO	SANDHAUSEN (GER)	19:00

Semi-final

Date	Match	Result	City (Country)	Time
2016-07-21	England - Italy	1-2 (0-1)	MANNHEIM (GER)	12:00
2016-07-21	Portugal - France	1-3 (1-1)	MANNHEIM (GER)	17:00

Final

Date	Match	Result	City (Country)	Time
2016-07-24	Italy - France	0-4 (0-2)	SINSHEIM (GER)	20:30

➔ *England, France, Germany, Italy & Portugal qualified for the FIFA U-20 World Cup 2017*

North, Central American & Caribbean Zone (CONCACAF U-20 Championship)

Group A

Date	Match	Result	City (Country)	Time					
2017-02-17	Mexico - Antigua and Barbuda	3-0 (3-0)	TIBAS (CRC)	20:00					
2017-02-17	Honduras - Canada	1-0 (0-0)	TIBAS (CRC)	17:30					
2017-02-20	Mexico - Canada	5-0 (2-0)	SAN JOSE (CRC)	19:30					
2017-02-20	Antigua and Barbuda - Honduras	1-4 (0-1)	SAN JOSE (CRC)	17:00					
2017-02-23	Mexico - Honduras	1-0 (0-0)	TIBAS (CRC)	17:00					
2017-02-23	Antigua and Barbuda - Canada	0-2 (0-1)	TIBAS (CRC)	14:30					
Rank	Team	MP	W	D	L	GF	GA	+/-	Points
1	Mexico	3	3	0	0	9	0	9	9
2	Honduras	3	2	0	1	5	2	3	6
3	Canada	3	1	0	2	2	6	-4	3
4	Antigua and Barbuda	3	0	0	3	1	9	-8	0

Group B

Date	Match	Result	City (Country)	Time					
2017-02-18	USA - Panama	0-1 (0-1)	TIBAS (CRC)	15:00					
2017-02-18	St. Kitts and Nevis - Haiti	1-5 (0-2)	TIBAS (CRC)	12:30					
2017-02-21	USA - Haiti	4-1 (1-1)	SAN JOSE (CRC)	16:30					
2017-02-21	Panama - St. Kitts and Nevis	4-0 (1-0)	SAN JOSE (CRC)	14:00					
2017-02-24	USA - St. Kitts and Nevis	4-1 (4-0)	TIBAS (CRC)	16:30					
2017-02-24	Panama - Haiti	3-1 (1-1)	TIBAS (CRC)	14:00					
Rank	Team	MP	W	D	L	GF	GA	+/-	Points
1	Panama	3	3	0	0	8	1	7	9
2	USA	3	2	0	1	8	3	5	6
3	Haiti	3	1	0	2	7	8	-1	3
4	St. Kitts and Nevis	3	0	0	3	2	13	-11	0

Group C

Date	Match	Result	City (Country)	Time					
2017-02-19	Costa Rica - El Salvador	0-1 (0-0)	TIBAS (CRC)	16:00					
2017-02-19	Bermuda - Trinidad and Tobago	1-1 (0-1)	TIBAS (CRC)	13:30					
2017-02-22	Costa Rica - Trinidad and Tobago	1-0 (0-0)	SAN JOSE (CRC)	19:00					
2017-02-22	El Salvador - Bermuda	3-1 (1-0)	SAN JOSE (CRC)	16:30					
2017-02-25	Costa Rica - Bermuda	2-1 (1-1)	SAN JOSE (CRC)	16:00					
2017-02-25	El Salvador - Trinidad and Tobago	1-2 (0-0)	SAN JOSE (CRC)	13:30					
Rank	Team	MP	W	D	L	GF	GA	+/-	Points
1	El Salvador	3	2	0	1	5	3	2	6
2	Costa Rica	3	2	0	1	3	2	1	6
3	Trinidad and Tobago	3	1	1	1	3	3	0	4
4	Bermuda	3	0	1	2	3	6	-3	1

Group D

Date	Match	Result	City (Country)	Time					
2017-02-27	USA - Mexico	1-0 (1-0)	TIBAS (CRC)	16:00					
2017-03-01	Mexico - El Salvador	6-1 (4-0)	SAN JOSE (CRC)	16:30					
2017-03-03	USA - El Salvador	2-1 (2-1)	SAN JOSE (CRC)	17:30					
Rank	Team	MP	W	D	L	GF	GA	+/-	Points
1	USA	2	2	0	0	3	1	2	6
2	Mexico	2	1	0	1	6	2	4	3
3	El Salvador	2	0	0	2	2	8	-6	0

Group E

Date	Match	Result	City (Country)	Time					
2017-02-27	Panama - Honduras	0-2 (0-1)	TIBAS (CRC)	18:30					
2017-03-01	Costa Rica - Honduras	1-2 (0-0)	SAN JOSE (CRC)	19:00					
2017-03-03	Costa Rica - Panama	1-1 (1-0)	SAN JOSE (CRC)	20:00					
Rank	Team	MP	W	D	L	GF	GA	+/-	Points
1	Honduras	2	2	0	0	4	1	3	6
2	Costa Rica	2	0	1	1	2	3	-1	1
3	Panama	2	0	1	1	1	3	-2	1

Final

Date	Match	Result	City (Country)	Time
2017-03-05	USA - Honduras	0-0 5-3 PSO	SAN JOSE (CRC)	15:00

➔ **USA, Honduras, Mexico & Costa Rica qualified for the FIFA U-20 World Cup 2017**

Oceania Zone (OFC U-20 Championship 2016)

First Round - Group Matches

Date	Match	Result	City (Country)	Time					
2016-06-21	American Samoa - Samoa	0-5 (0-2)	ATELE (TGA)	15:00					
2016-06-21	Tonga - Cook Islands	1-1 (0-0)	ATELE (TGA)	12:00					
2016-06-24	Samoa - Cook Islands	0-1 (0-0)	ATELE (TGA)	15:00					
2016-06-24	Tonga - American Samoa	1-1 (1-1)	ATELE (TGA)	12:00					
2016-06-27	Tonga - Samoa	3-3 (2-0)	ATELE (TGA)	15:00					
2016-06-27	Cook Islands - American Samoa	5-0 (2-0)	ATELE (TGA)	12:00					
Rank	Team	MP	W	D	L	GF	GA	+/-	Points
1	Cook Islands	3	2	1	0	7	1	6	7
2	Samoa	3	1	1	1	8	4	4	4
3	Tonga	3	0	3	0	5	5	0	3
4	American Samoa	3	0	1	2	1	11	-10	1

Second Round - Group A

Date	Match	Result	City (Country)	Time					
2016-09-03	Vanuatu - Fiji	1-0 (0-0)	PORT VILA (VAN)	15:00					
2016-09-03	Papua New Guinea - New Caledonia	1-4 (1-0)	PORT VILA (VAN)	12:00					
2016-09-06	Vanuatu - Papua New Guinea	3-1 (0-0)	PORT VILA (VAN)	15:00					
2016-09-06	New Caledonia - Fiji	1-1 (0-1)	PORT VILA (VAN)	12:00					
2016-09-10	Vanuatu - New Caledonia	1-0 (0-0)	PORT VILA (VAN)	15:00					
2016-09-10	Fiji - Papua New Guinea	1-1 (0-1)	PORT VILA (VAN)	12:00					
Rank	Team	MP	W	D	L	GF	GA	+/-	Points
1	Vanuatu	3	3	0	0	5	1	4	9
2	New Caledonia	3	1	1	1	5	3	2	4
3	Fiji	3	0	2	1	2	3	-1	2
4	Papua New Guinea	3	0	1	2	3	8	-5	1

Group B

Date	Match	Result	City (Country)	Time					
2016-09-03	Tahiti - Solomon Islands	2-2 (2-0)	LUGANVILLE (VAN)	15:00					
2016-09-03	New Zealand - Cook Islands	3-0 (1-0)	LUGANVILLE (VAN)	12:00					
2016-09-06	Tahiti - New Zealand	1-4 (1-1)	LUGANVILLE (VAN)	15:00					
2016-09-06	Cook Islands - Solomon Islands	0-3 (0-0)	LUGANVILLE (VAN)	12:00					
2016-09-10	Cook Islands - Tahiti	1-3 (0-1)	LUGANVILLE (VAN)	15:00					
2016-09-10	Solomon Islands - New Zealand	0-0	LUGANVILLE (VAN)	12:00					
Rank	Team	MP	W	D	L	GF	GA	+/-	Points
1	New Zealand	3	2	1	0	7	1	6	7
2	Solomon Islands	3	1	2	0	5	2	3	5
3	Tahiti	3	1	1	1	6	7	-1	4
4	Cook Islands	3	0	0	3	1	9	-8	0

Semi-final

Date	Match	Result	City (Country)	Time
2016-09-13	New Zealand - New Caledonia	3-1 (2-1)	LUGANVILLE (VAN)	11:00
2016-09-13	Vanuatu - Solomon Islands	2-1 (1-1)	PORT VILA (VAN)	14:30

Final

Date	Match	Result	City (Country)	Time
2016-09-17	Vanuatu - New Zealand	0-5 (0-2)	PORT VILA (VAN)	14:30

➔ **New Zealand & Vanuatu qualified for the FIFA U-20 World Cup 2017**

South American Zone (South American U-20 Championship Ecuador 2017)

Group A

Date	Match	Result	City (Country)	Time					
2017-01-18	Ecuador - Brazil	0-1 (0-0)	RIOBAMBA (ECU)	19:15					
2017-01-18	Colombia - Paraguay	1-1 (0-0)	RIOBAMBA (ECU)	17:00					
2017-01-20	Ecuador - Colombia	4-3 (1-2)	RIOBAMBA (ECU)	19:15					
2017-01-20	Brazil - Chile	0-0	RIOBAMBA (ECU)	17:00					
2017-01-22	Ecuador - Chile	1-1 (1-0)	AMBATO (ECU)	16:45					
2017-01-22	Brazil - Paraguay	3-2 (1-0)	AMBATO (ECU)	14:45					
2017-01-24	Colombia - Brazil	1-0 (0-0)	RIOBAMBA (ECU)	19:15					
2017-01-24	Paraguay - Chile	2-1 (1-0)	RIOBAMBA (ECU)	17:00					
2017-01-26	Ecuador - Paraguay	2-1 (2-0)	RIOBAMBA (ECU)	19:15					
2017-01-26	Colombia - Chile	1-0 (1-0)	RIOBAMBA (ECU)	17:00					
Rank	Team	MP	W	D	L	GF	GA	+/-	Points
1	Ecuador	4	2	1	1	7	6	1	7
2	Colombia	4	2	1	1	6	5	1	7
3	Brazil	4	2	1	1	4	3	1	7
4	Paraguay	4	1	1	2	6	7	-1	4
5	Chile	4	0	2	2	2	4	-2	2

Group B

Date	Match	Result	City (Country)	Time					
2017-01-19	Argentina - Peru	1-1 (0-1)	IBARRA (ECU)	19:15					
2017-01-19	Uruguay - Venezuela	0-0	IBARRA (ECU)	17:00					
2017-01-21	Argentina - Uruguay	3-3 (1-2)	IBARRA (ECU)	19:15					
2017-01-21	Peru - Bolivia	0-2 (0-0)	IBARRA (ECU)	17:00					
2017-01-23	Argentina - Bolivia	5-1 (3-0)	IBARRA (ECU)	19:15					
2017-01-23	Peru - Venezuela	1-1 (0-0)	IBARRA (ECU)	17:00					
2017-01-25	Uruguay - Peru	2-0 (1-0)	IBARRA (ECU)	19:15					
2017-01-25	Venezuela - Bolivia	0-0	IBARRA (ECU)	17:00					
2017-01-27	Argentina - Venezuela	0-0	IBARRA (ECU)	19:15					
2017-01-27	Uruguay - Bolivia	3-0 (2-0)	IBARRA (ECU)	17:00					
Rank	Team	MP	W	D	L	GF	GA	+/-	Points
1	Uruguay	4	2	2	0	8	3	5	8
2	Argentina	4	1	3	0	9	5	4	6
3	Venezuela	4	0	4	0	1	1	0	4
4	Bolivia	4	1	1	2	3	8	-5	4
5	Peru	4	0	2	2	2	6	-4	2

Final Phase

Date	Match	Result	City (Country)	Time					
2017-01-30	Ecuador - Brazil	2-2 (0-2)	QUITO (ECU)	20:30					
2017-01-30	Uruguay - Argentina	3-0 (2-0)	QUITO (ECU)	18:15					
2017-01-30	Colombia - Venezuela	1-1 (0-1)	QUITO (ECU)	16:00					
2017-02-02	Ecuador - Venezuela	2-4 (0-1)	QUITO (ECU)	20:30					
2017-02-02	Uruguay - Brazil	2-1 (0-1)	QUITO (ECU)	18:15					
2017-02-02	Colombia - Argentina	1-2 (0-1)	QUITO (ECU)	16:00					
2017-02-05	Ecuador - Argentina	3-0 (1-0)	QUITO (ECU)	20:30					
2017-02-05	Uruguay - Colombia	3-0 (1-0)	QUITO (ECU)	18:15					
2017-02-05	Brazil - Venezuela	1-0 (0-0)	QUITO (ECU)	16:00					
2017-02-08	Brazil - Argentina	2-2 (1-1)	QUITO (ECU)	20:30					
2017-02-08	Uruguay - Venezuela	0-3 (0-0)	QUITO (ECU)	18:15					
2017-02-08	Ecuador - Colombia	3-0 (0-0)	QUITO (ECU)	16:00					
2017-02-11	Ecuador - Uruguay	1-2 (0-2)	QUITO (ECU)	20:00					
2017-02-11	Colombia - Brazil	0-0	QUITO (ECU)	17:45					
2017-02-11	Argentina - Venezuela	2-0 (2-0)	QUITO (ECU)	15:30					
Rank	Team	MP	W	D	L	GF	GA	+/-	Points
1	Uruguay	5	4	0	1	10	5	5	12
2	Ecuador	5	2	1	2	11	8	3	7
3	Venezuela	5	2	1	2	8	6	2	7
4	Argentina	5	2	1	2	6	9	-3	7
5	Brazil	5	1	3	1	6	6	0	6
6	Colombia	5	0	2	3	2	9	-7	2

➔ **Argentina, Ecuador, Uruguay & Venezuela qualified for the FIFA U-20 World Cup 2017**

History

The tournament began modestly in [Tunisia in 1977](#), with the FIFA Technical Report bemoaning the paucity of spectators. But by the early 1990s the competition had grown into an event of enormous importance with worldwide media exposure. Securing a committed long-term sponsor was crucial to the realisation of a project which João Havelange had promised to launch when he became FIFA President in 1974. Above all, however, the competition's success has always depended upon the particular flavour of the games: that added dash of youth, spontaneity and adventure.

The inevitable teething problems experienced in Tunisia in 1977 were mostly solved at the second [U-20 World Cup in Japan in 1979](#), one of the first major international football events in that country, which helped to trigger interest and enthusiasm for the sport there. The role of the FIFA U-20 World Cup as an "ambassador" to so-called "developing" football countries continued in [1981](#) when it went to Australia for the first time. In [1983](#), the event enjoyed its first major success in Mexico, a country steeped in football tradition where the final between Brazil and Argentina drew a capacity crowd of 105,000.



The USSR hosted the finals in [1985](#) while in [1987](#) it went to South America for the first time when Chile played host.

The winning team of Yugoslavia celebrating after the final match against Germany FR in Santiago de Chile in 1987. (Photo FIFA Archive)

In [1989](#) the state-of-the-art King Fahd Stadium on the outskirts of Riyadh was the spectacular setting for several matches. The [1991](#) final saw even the 1983 attendance eclipsed when 127,000 – one of the largest crowd ever to attend a FIFA match – crammed into Lisbon's Stadium of Light to

cheer the home team to a repeat of their 1989 victory.

In [1993](#) the Australians revived memories of the 1981 finals and surpassed them with a superbly organised championship to which the young Socceroos made their own thrilling contribution. Latin football dominated both the [1995](#) event in Qatar (which had taken over the role of hosts at barely three weeks' notice after Nigeria had been considered unable to stage the competition) and the [1997](#) tournament in Malaysia. Africa was still unable to produce the winner in Nigeria [1999](#), although three CAF teams did make it to the last eight.

When an African representative (Ghana) finally made it to the final in [2001](#), it was the hosts, Argentina, who won the day – their fourth FIFA U-20 World Cup title and a showcase for their budding star Saviola, the tournament's top scorer so far with 11 goals in 7 matches.

The United Arab Emirates provided the venue for the [2003](#) edition of the tournament and even threw the tournament's best player, Ismail Matar, into the bargain. A distinctive South American flavour permeated the Arabian air as they secured three of the four semi-final slots. Colombia and Argentina took third and fourth place respectively, while Brazil claimed their fourth FIFA U-20 World Cup against Spain, thus adding to their triumphs at the 2002 FIFA World Cup™ and the 2003 FIFA U-17 World Cup and becoming world champions in all age categories.

The semi-finals in [2005](#) featured two African and two South American teams: Morocco eventually lost to Brazil in the play-off for third place, while Nigeria succumbed in the final against Argentina. The Argentines thus claimed their fifth FIFA U-20 World Cup title, and in Lionel Messi, they also boasted the tournament's best player and top goalscorer with six strikes.

History continued

In [2007](#) for a second time on the trot, Argentina hoisted aloft the FIFA U-20 World Cup after a dazzling and record-breaking month of football in Canada. In the final it was the Czechs who took the lead but Argentina hit back and the defending champions secured a 2-1 victory just before the final whistle.

In [2009](#) the tournament records were rewritten, with more goals than ever before, and an unprecedented number of fans turning out to watch them. And there was an abundance of promising talent on show. Yet, for Africa at least, Egypt 2009 will be not be remembered for any of these achievements. Instead, it will go down in history as the first time that a team from the mother continent came, saw and conquered all at FIFA's second-biggest tournament. Ghana were the team to inscribe their name in folklore, and worthy winners they were too (Photo on right: FIFA/FIFA via Getty Images). Led by the tournament's top scorer and outstanding player, Dominic Adiyiah, the Black Satellites combined strength and skill to devastating effect, scoring 16 times en route to the final. Even when the goals finally dried up in the decider against Brazil, Sellas Tetteh's side merely took that as the signal to display another essential attribute of champions: character.



In [2011](#), Portugal were just 12 minutes away from winning the title before Brazilian youngster Oscar scored to take the game into extra time. He went on to complete his hat-trick and lead his country to victory.

Brazil celebrating their title in 2011 (Photo: FIFA/FIFA via Getty Images)

A high-quality [FIFA U-20 World Cup Turkey 2013](#) threw the global spotlight on a number of teams and

a host of talented players. The broadest smiles at the end were on French faces, as *Les Bleus* claimed the U-20 crown for the first time after a nail-biting victory in the final, making France the first nation to win all five FIFA tournaments in men's 11-a-side international football.



France celebrates winning the FIFA U-20 World Cup against Uruguay at the Ali Sami Yen Arena on July 13, 2013 in Istanbul, Turkey. (Photo: FIFA/FIFA via Getty Images)

The 20th edition of FIFA's biggest youth tournament took place in [New Zealand in 2015](#), and 22 days of thrilling and high-quality football were attended by more than 400,000 fans despite the wintry conditions. A tournament of drama, disappointments, spectacular goals, super saves and record-breaking moments ultimately ended in success for Serbia.



Serbia celebrates following the FIFA U-20 World Cup 2015 final match victory against Brazil in Auckland, New Zealand. (Photo: FIFA/FIFA via Getty Images)

Roll of Honour

Year/Host	Teams matches	Winner	Final score	Runner-up	3 rd place	Score	4 th place
2015 NZL	24/52	Serbia	2-1 AET	Brazil	Mali	3-1	Senegal
Top Goalscorer KOVALENKO Viktor (UKR #17) - 5 goals / 2 assists							
2013 TUR	24/52	France	0-0 AET 4-1 PSO	Uruguay	Ghana	3-0	Iraq
Top Goalscorer ASSIFUAH Ebenezer (GHA #17) - 6 goals							
2011 COL	24/52	Brazil	3-2 AET	Portugal	Mexico	3-1	France
Top Goalscorers HENRIQUE (BRA #19) - 5 goals / 3 assists; VAZQUEZ Alvaro (ESP #20) - 5 goals / 2 assists; LACAZETTE Alexandre (FRA #19) - 5 goals / 1 assist							
2009 EGY	24/52	Ghana	0-0 AET 4-3 PSO	Brazil	Hungary	1-1 2-0 PSO	Costa Rica
Top Goalscorer ADIYIAH Dominic (GHA #20) - 8 goals							
2007 CAN	24/52	Argentina	2-1	Czech Republic	Chile	1-0	Austria
Top Goalscorer AGUERO Sergio (ARG #10) - 6 goals / 4 assists							
2005 NED	24/52	Argentina	2-1	Nigeria	Brazil	2-1	Morocco
Top Goalscorer MESSI Lionel (ARG #18) - 6 goals / 2 assists							
2003 UAE	24/52	Brazil	1-0	Spain	Colombia	2-1	Argentina
Top Goalscorers JOHNSON Eddie (USA #7) - 4 goals / 1 assist; CAVENAGHI Fernando (ARG #9), DUDU CEARENSE (BRA #8); SAKATA Daisuke (JPN #10) - 4 goals							
2001 ARG	24/52	Argentina	3-0	Ghana	Egypt	1-0	Paraguay
Top Goalscorer SAVIOLA Javier (ARG #7) - 11 goals							
1999 NGA	24/52	Spain	4-0	Japan	Mali	1-0	Uruguay
Top Goalscorers COUNAGO Pablo (ESP #9), DISSA Mahamadou (MLI #15) - 5 goals							
1997 MAS	24/52	Argentina	2-1	Uruguay	Ireland Rep.	2-1	Ghana
Top Goalscorer ADAILTON (BRA #11) - 10 goals							


Year/Host	Teams matches	Winner	Final score	Runner-up	3 rd place	Score	4 rd place
1995 QAT	16/32	Argentina	2-0	Brazil	Portugal	3-2	Spain
Top Goalscorer ETXEBERRIA Joseba (ESP #11) - 7 goals							
1993 AUS	16/32	Brazil	2-1	Ghana	England	2-1	Australia
Top Goalscorers ZAMBRANO Henry (COL #7), FAKLARIS Chris (USA #4), NIETO Vicente (MEX #17), MILICIC Ante (AUS #10), GIAN (BRA #9), ADRIANO (BRA #10), AHINFUL Augustine (GHA #9) - 3 goals							
1991 POR	16/32	Portugal	0-0 AET 4-2 PSO	Brazil	Soviet Union	1-1 AET 5-4 PSO	Australia
Top Goalscorer SHERBAKOV Sergei (URS #8) - 5 goals							
1989 KSA	16/32	Portugal	2-0	Nigeria	Brazil	2-0	USA
Top Goalscorer SALENKO Oleg (URS #9) - 5 goals							
1987 CHI	16/32	Yugoslavia	1-1 AET 5-4 PSO	Germany FR	German DR	1-1 AET 3-1 PSO	Chile
Top Goalscorer WITECZEK Marcel (FRG #13) - 7 goals							
1985 URS	16/32	Brazil	1-0 AET	Spain	Nigeria	0-0 AET 3-1 PSO	Soviet Union
Top Goalscorers GARCIA ASPE Alberto (MEX #9), LOSADA Sebastian (ESP #17), ODIAKA Monday (NGA #9), GERSON (BRA #9), BALALO (BRA #18), MULLER (BRA #10), FERNANDO (ESP #10) - 3 goals							
1983 MEX	16/32	Brazil	1-0	Argentina	Poland	2-1 AET	Korea Republic
Top Goalscorer GEOVANI (BRA #8) - 6 goals							
1981 AUS	16/32	Germany FR	4-0	Qatar	Romania	1-0	England
Top Goalscorers KOUSSAS Mark (AUS #14), ABOUZEID Taher (EGY #12), LOSE Ralf (FRG #10), WOHLFARTH Roland (FRG #11) - 4 goals							
1979 JPN	16/32	Argentina	3-1	Soviet Union	Uruguay	1-1 AET 5-3 PSO	Poland
Top Goalscorer DIAZ Ramon (ARG #9) - 8 goals							
1977 TUN	16/28	Soviet Union	2-2 AET 9-8 PSO	Mexico	Brazil	4-0	Uruguay
Top Goalscorer QUINA (BRA #10) - 4 goals							

Facts to know about the FIFA U-20 World Cup

➤	The FIFA U-20 World Cup Korea Republic 2017 will be the 21 st edition since its inception in 1977.
➤	Since its launch in 1977, the FIFA U-20 World Cup has made stops in every confederation. The upcoming 2017 edition will be the sixth time for Asia, whereas Europe has hosted the event four times, Africa, Oceania and South America three times each, and North, Central America and the Caribbean twice.
➤	A total of 90 associations have taken part in the FIFA U-20 World Cup to date.
➤	From the first tournament in 1977 until 1995, the final competition always featured 16 teams. However, to enhance the prestige of FIFA's biggest youth competition, the number of contenders was increased from 16 to 24 in 1997.
➤	The upcoming competition slots have been allotted among the confederations as follows: AFC four teams plus the host; CAF four teams; CONCACAF four teams; CONMEBOL four teams; OFC two teams; and UEFA 5 teams.
➤	There will be two debutants in 2017 – Vanuatu and Vietnam.
➤	In the first two tournaments, the games only lasted 40 minutes each way (extra time was two periods of ten minutes). Since Australia 1981, matches have followed the traditional format of 45 minutes per half (with 15 minutes per half in extra time).
➤	The FIFA U-20 World Cup is second to only the FIFA World Cup™ in terms of the number of matches played. Since the inaugural tournament in Tunisia in 1977, there have been 836 matches in the FIFA U-20 World Cup. UAE 2003 provided the backdrop for the 500 th match when Spain met Uzbekistan in Sharjah on 4 December 2003.
➤	Brazil have contested the most FIFA U-20 World Cup matches (103), followed by Argentina (75) in second place.
➤	In terms of titles, South America tops the leaderboard with 11: six for Argentina and five for Brazil, followed by Europe with eight titles: two for Portugal, and one each for France, Germany FR, Serbia, the Soviet Union, Spain and Yugoslavia. In 2009, Ghana claimed Africa's only title to date.
➤	Portugal (1991) and Argentina (2001) both triumphed as host countries.
➤	The tournament has a reputation as a talent showcase, with a total of 674 former FIFA U-20 World Cup players going on to participate in the FIFA World Cup™.
➤	Ten players have won both the FIFA U-20 World Cup and the FIFA World Cup™.

Facts to know about the FIFA U-20 World Cup (continued)


➤	The competition has also served as a springboard for referees, with six U-20 World Cup officials going on to take charge of a FIFA World Cup™ final: Arnaldo Coelho (BRA, 1982), Edgardo Codesal Méndez (MEX, 1990), Sándor Puhl (HUN, 1994), Horacio Elizondo (ARG, 2006), Howard Webb (ENG, 2010) and most recently Nicola Rizzoli (ITA, 2014).
➤	Argentina's Ramón Díaz and Javier Saviola both scored two hat-tricks in the FIFA U-20 World Cup. Another player to have scored two hat-tricks is Brazil's Adailton, who completed the rare feat of scoring a double hat-trick in his team's 10-3 victory over Korea Republic in 1997.
➤	Argentina's Javier Saviola is the all-time top scorer with 11 goals.
➤	No foreign coach has yet won a FIFA U-20 World Cup title. So far, all 20 winning coaches have been native to the country that won.
➤	Australia's Les Scheinflug has coached teams at eight different tournaments. Scheinflug also heads the table for the most U-20 World Cup matches as a coach followed by José Pékerman from Argentina (who won three of the four tournaments in which he coached).
➤	The highest accumulated number of spectators for a tournament was registered at the FIFA U-20 World Cup Colombia 2011 – 1,309,929, at an average of 25,191 spectators per match. Mexico 1983 retains the record for the highest average attendance, however, at 36,099, while the highest recorded attendance at a single match came in Portugal in 1991, when 127,000 people attended the final between Brazil and the hosts.



France and Portugal enter the pitch for the FIFA U-20 World Cup 2011 semi final match in Medellin, Colombia. (Photo FIFA/FIFA via Getty Images)

Nutshell

Year	Host	Teams	Matches	Goals	Ø	Spectators	Ø
2015	New Zealand	24	52	154	2.96	392'308	7'544
2013	Turkey	24	52	152	2.92	302'711	5'821
2011	Colombia	24	52	132	2.54	1'309'929	25'191
2009	Egypt	24	52	167	3.21	1'295'586	24'915
2007	Canada	24	52	135	2.60	1'195'239	22'985
2005	Netherlands	24	52	143	2.75	502'698	9'667
2003	United Arab Emirates	24	52	119	2.29	592'100	11'387
2001	Argentina	24	52	149	2.87	506'320	9'737
1999	Nigeria	24	52	158	3.04	624'400	12'008
1997	Malaysia	24	52	165	3.17	655'827	12'612
1995	Qatar	16	32	105	3.28	455'000	14'219
1993	Australia	16	32	82	2.56	478'003	14'938
1991	Portugal	16	32	82	2.56	731'500	22'859
1989	Saudi Arabia	16	32	81	2.53	643'815	20'119
1987	Chile	16	32	86	2.69	712'000	22'250
1985	Soviet Union	16	32	80	2.50	657'800	20'556
1983	Mexico	16	32	91	2.84	1'155'160	36'099
1981	Australia	16	32	87	2.72	443'094	13'847
1979	Japan	16	32	83	2.59	454'500	14'203
1977	Tunisia	16	28	70	2.50	22'000	786
TOTAL			836	2'321	2.76	13'129'990	16'087



View during the FIFA U-20 World Cup New Zealand 2015 quarter-final match between Senegal and Uzbekistan at the Wellington Regional Stadium in New Zealand. (Photo: FIFA/FIFA via Getty Images)

Awards

adidas Golden Boot Award

The Golden Boot is awarded to the player who scores the most goals in the final competition. If two or more players score the same number of goals, the number of assists (as determined by the FIFA Technical Study Group) and/or the amount of minutes played will be decisive. (In some previous events the goals and assists were calculated with various point systems).

Year	adidas Golden Boot goals/assists	adidas Silver Boot goals/assists	adidas Bronze Boot goals/assists
2015	KOVALENKO Viktor (UKR #17) 5/2	MERVO Bence (HUN #9) 5/0	STENDERA Marc (GER #10) 4/4
2013	ASSIFUAH Ebenezer (GHA #17) 6/0	BRUMA (POR #11) 5/2	JESE (ESP #10) 5-1
2011	HENRIQUE (BRA #19) 5/3	VAZQUEZ Alvaro (ESP #20) 5/2	LACAZETTE Alexandre (FRA #19) 5/1
2009	ADIYIAH Dominic (GHA #20) 8/0	KOMAN Vladimir (HUN #7) 5/3	NIGUEZ Aaron (ESP #7) 4/2
2007	AGUERO Sergio (ARG #10) 6/4	ADRIAN LOPEZ (ESP #18) 5/0	MORALEZ Maxi (ARG #17) 4/3
2005	MESSI Lionel (ARG #18) 6/2	LLORENTE Fernando (ESP #9) 5/2	ALIYEV Oleksandr (UKR #8) 5/1
2003	JOHNSON Eddie (USA #7) 4/1	SAKATA Daisuke (JPN #10) 4/0	DUDU CEARENSE (BRA #8) 4/0
2001	SAVIOLA Javier (ARG #7) 11/2	ADRIANO (BRA #9) 6/1 CISSE Djibril (FRA #12) 6/1	
1999	COUNAGO Pablo (ESP #9) 5/2	DISSA Mahamadou (MLI #15) 5/1	KOMOL Gaspard (CMR #11) 4/0 TWELLMAN Taylor (USA #15) 4/0
1997	ADAILTON (BRA #11) 10/3	TREZEGUET David (FRA #11) 5/3	ALEX (BRA #10) 4/4
1995	ETXEBERRIA Joseba (ESP #11) 7/3	DANI (POR #18) 4/5	CAIO (BRA #9) 5/2
1993	ZAMBRANO Henry (COL #7) 3	<i>7 players with 3 goals, no silver and bronze award was given</i>	
1991	SHERBAKOV Sergei (URS #8) 5	URZAIZ Ismael (ESP #7) 4	PINEDA Pedro (MEX #9) 4
1989	SALENKO Oleg (URS #9) 5	MARCELO HENRIQUE (BRA #8) 3	OHENHEN Christopher (NGA #4) 3
1987	WITECZEK Marcel (FRG #13) 7	SUKER Davor (YUG #13) 6	PINO Camilo (CHI #17) 5
1985	LOSADA Sebastian (ESP #17) 3	FERNANDO (ESP #10) 3	ODIAKA Monday (NGA #9) 3
1983	GEOVANI (BRA #8) 6	KLEMENZ Joachim (POL #9) 5	GABRICH Jorge Luis (ARG #9) 4
1981	KOUSSAS Mark (AUS #14) 4	ABOUZEID Taher (EGY #12) 4	LOSE Ralf (FRG #10) 4 WOHLFARTH Roland (FRG #11) 4 GABOR Romulus (ROU #11) 4
1979	DIAZ Ramon (ARG #9) 8	MARADONA Diego (ARG #10) 6	PALASZ Andrzej (POL #6) 5
1977	QUINA (BRA #10) 4	MUHAMMAD Hussain Said (IRQ #2) 3	PLACENCIA Luis (MEX #18) 3

**known as "adidas Golden Shoe" prior to 2011*

adidas Golden Ball Award

The adidas Golden Ball is awarded to the most outstanding player on the basis of a ranking compiled by the FIFA Technical Study Group.

Year	adidas Golden Ball winner	adidas Silver Ball	adidas Bronze Ball
2015	TRAORE Adama (MLI #19)	DANILO (BRA #5)	MILINKOVIC Sergej (SRB #20)
2013	POGBA Paul (FRA #6)	LOPEZ Nicolas (URU #11)	ABOAGYE Clifford (GHA #10)
2011	HENRIQUE (BRA #19)	NELSON OLIVEIRA (POR #7)	ENRIQUEZ Jorge (MEX #14)
2009	ADIYIAH Dominic (GHA #20)	ALEX TEIXEIRA (BRA #7)	GIULIANO (BRA #10)
2007	AGUERO Sergio (ARG #10)	MORALEZ Maxi (ARG #17)	DOS SANTOS Giovani (MEX #10)
2005	MESSI Lionel (ARG #18)	MIKEL John Obi (NGA #9)	TAIWO Taye (NGA #3)
2003	ISMAEL MATAR (UAE #10)	DUDU CEARENSE (BRA #8)	DANI ALVES (BRA #2)
2001	SAVIOLA Javier (ARG #7)	D ALESSANDRO Andres (ARG #15)	CISSE Djibril (FRA #12)
1999	KEITA Seydou (MLI #10)	IKEDIA Pius (NGA #13)	COUNAGO Pablo (ESP #9)
1997	OLIVERA Nicolas (URU #10)	ZALAYETA Marcelo (URU #9)	AIMAR Pablo (ARG #10)
1995	CAIO (BRA #9)	DANI (POR #18)	IRIGOYTIA Joaquin (ARG #1)
1993	ADRIANO (BRA #10)		
1991	PEIXE (POR #4)	ELBER (BRA #9)	PAULO TORRES (POR #8)
1989	BISMARCK (BRA #7)	KELLER Kasey (USA #1)	NWOSU Christopher (NGA #14)
1987	PROSINECKI Robert (YUG #9)	BOBAN Zvonimir (YUG #8) WITECZEK Marcel (FRG #13)	-
1985	SILAS (BRA #7)	GERSON (BRA #9)	UNZUE Juan Carlos (ESP #1)
1983	GEOVANI (BRA #8)	ZARATE Roberto (ARG #10)	ISLAS Luis (ARG #1)
1981	GABOR Romulus (ROU #11)	ZORC Michael (FRG #6)	WOHLFARTH Roland (FRG #11)
1979	MARADONA Diego (ARG #10)	ROMERO Julio Cesar (PAR #10)	DIAZ Ramon (ARG #9)
1977	BESSONOV Vladimir (URS #7)	JUNIOR BRASILIA (BRA #16)	CLEBER (BRA #8)



From left to right: Winners of the adidas Golden/Silver and Bronze Ball at the FIFA U-20 World Cup 2015 in Auckland, New Zealand: Adama Traore of Mali, Danilo of Brazil and Sergej Milinkovic of Serbia
(Photo: FIFA/FIFA via Getty Images)

adidas Golden Glove Award

The adidas Golden Glove is given to the most outstanding goalkeeper of the competition on the basis of a ranking compiled by the FIFA Technical Study Group.

Year	adidas Golden Glove winner
2015	RAJKOVIC Predrag (SRB #1)
2013	DE AMORES Guillermo (URU #12)
2011	MIKA (POR #1)
2009	ALVARADO Esteban (CRC #1)



Predrag Rajkovic of Serbia wins the adidas Golden Glove award at the FIFA U-20 World Cup 2015 in Auckland, New Zealand. (Photo: FIFA/FIFA via Getty Images)

FIFA Fair Play Award

The FIFA Fair Play award is given to the team with the best record of fair play according to the points system and criteria in the [fair play contest regulations](#).

Year	FIFA Fair Play Award winners
2015	Brazil
2013	Ghana
2011	Brazil
2009	Brazil
2007	Argentina
2005	Germany
2003	Colombia
2001	Argentina
1999	Ghana
1997	Argentina
1995	Brazil
1993	England
1991	Soviet Union
1989	USA
1987	Germany FR

Milestone Goals

Goal #.	Player	Date	Match	Result	Venue City
1	CAPUZZO Luigi (ITA #9)	1977-06-27	ITA vs CIV	1-1	SOUSSE, TUN
100	NASCIMENTO (POR #2)	1979-08-27	POR vs PAR	1-0	KOBE, JPN
200	RONALDO MARQUES (BRA #16)	1981-10-08	KOR vs BRA	0-3	MELBOURNE, AUS
300	KIM Chong Kon (KOR #15)	1983-06-08	AUS vs KOR	1-2	TOLUCA, MEX
400	MULLER (BRA #10)	1985-09-01	BRA vs COL	6-0	TBILISI, GEO
500	OHENHEN Christopher (NGA #4)	1989-02-16	KSA vs NGA	1-2	RIYADH, KSA
600	PAULO TORRES (POR #8)	1991-06-17	POR vs ARG	3-0	LISBON, POR
700	RECBER Serkan (TUR #15)	1993-03-09	KOR vs TUR	1-1	MELBOURNE, AUS
800	ETXEBERRIA Joseba (ESP #11)	1995-04-19	ESP vs CHI	6-3	DOHA, QAT
900	LEDEZMA Froylan (CRC #10)	1997-06-20	JPN vs CRC	6-2	KUANTAN, MAS
1,000	OFORI QUAYE Peter (GHA #9)	1997-06-29	JPN vs GHA	1-2 AET	JOHOR BAHRU, MAS
1,100	MANCINI (BRA #13)	1999-04-11	ZAM vs BRA	1-5	PORT HARCOURT, NGA
1,200	CISSE Djibril (FRA #12)	2001-06-18	IRN vs FRA	0-5	MAR DEL PLATA, ARG
1,300	MEXES Philippe (FRA #5)	2001-07-01	ARG vs FRA	3-1	BUENOS AIRES, ARG
1,400	KELLY Stephen (IRL #5)	2003-12-05	IRL vs MEX	2-0	AL AIN CITY, UAE
1,500	EMANUELSON Urby (NED #15)	2005-06-15	AUS vs NED	0-3	KERKRADE, NED
1,600	BRUNO GAMA (POR #7) - pen	2007-07-02	POR vs NZL	2-0	TORONTO, CAN
1,700	HOFFER Erwin (AUT #9)	2007-07-14	AUT vs USA	2-1 AET	TORONTO, CAN
1,800	ADEJO Daniel (NGA #2)	2009-10-01	TAH vs NGA	0-5	CAIRO, EGY
1,900	RODRIGO (ESP #9)	2011-07-31	CRC vs ESP	1-4	MANIZALES, COL
2,000	RODRIGO (ESP #9)	2011-08-14	BRA vs ESP	2-2 AET, 4-2 PSO	PEREIRA, COL
2,100	CORDOBA Jhon (COL #9) - pen	2013-06-28	SLV vs COL	0-3	GAZIANTEP, TUR
2,200	MERVO Bence (HUN #9)	2015-06-01	PRK vs HUN	1-5	NEW PLYMOUTH, NZL
2,300	OEZTUNALI Levin (GER #7)	2015-06-11	GER vs NGA	1-0	CHRISTCHURCH, NZL
2,321	MAKSIMOVIC Nemanja (SRB #8)	2015-06-20	BRA vs SRB	1-2 AET	AUCKLAND, NZL



Goal # 1,700: Quarter-final goalscorer Erwin Hoffer (AUT, centre) with Michael Bradley (USA, right), Julian Valentin (USA, left) (Photo: FIFA Archive)

Highest scoring matches

The two highest-scoring matches in the FIFA U-20 World Cup were held in Kuching (Malaysia) in 1997, with Brazil crushing Korea Republic 10-3 before inflicting a 10-0 defeat on Belgium. However, other than sealing the Golden Shoe for Adailton, the shower of goals reaped a meagre harvest, as Brazil were humbled in the quarter-finals by soon-to-be world champions and age-old rivals Argentina.

A nine-goal extravaganza put 1999's quarter-final showdown between Mali and Cameroon in Enugu, Nigeria, in third place in the ranks, although in terms of entertainment the game was streets ahead. Mali knuckled down to come back from 3-1 down to defeat favourites Cameroon 5-4 in extra time.

Other action-packed games include the match between the Soviet Union and Nigeria in Dammam, Saudi Arabia in 1989. The youngsters from the Soviet Union were 4:0 up (thanks partly to a goal by subsequent World Cup striker Salenko) when the West Africans fired off a rapid four goals in 24 minutes and sneaked home via the back door thanks to a 5:3 penalty shoot-out victory.

In contrast, the Netherlands v. Honduras match in Qatar in 1995 met with an inglorious end. Following four sendings-off and an injury, the Central American side was decimated. With only six Hondurans left on the park, regulations required that the game be abandoned.

Goals	Match	Score	Match date	Host/year
13	Korea Republic - Brazil	3-10 (0-6)	1997-06-22	Malaysia 1997
10	Brazil - Belgium	10-0 (4-0)	1997-06-25	Malaysia 1997
9	Germany – Fiji	8-1 (6-0)	2015-06-01	New Zealand 2015
9	Poland - Côte d'Ivoire	7-2 (3-0)	1983-06-03	Mexico 1983
9	Spain - Chile	6-3 (3-0)	1995-04-19	Qatar 1995
9	Mali - Cameroon	5-4 AET (4-4, 1-3)	1999-04-15	Nigeria 1999
8	Spain - Tahiti	8-0 (4-0)	2009-09-25	Egypt 2009
8	Tahiti - Venezuela	0-8 (0-3)	2009-09-28	Egypt 2009
8	Netherlands - Honduras	7-1 (4-0)	1995-04-16	Qatar 1995
8	Egypt - Argentina	1-7 (1-4)	2001-06-20	Argentina 2001
8	Japan - Costa Rica	6-2 (3-1)	1997-06-20	Malaysia 1997
8	Soviet Union - Nigeria	4-4 AET (4-4, 2-0) 3-5 PSO	1989-02-25	Saudi Arabia 1989
7	Honduras - Chile	0-7 (0-2)	2005-06-11	Netherlands 2005
7	Chile - Spain	0-7 (0-1)	2005-06-14	Netherlands 2005
7	Iraq - Brazil	1-6 (0-5)	2001-06-20	Argentina 2001
7	USA - Poland	6-1 (3-1)	2007-07-03	Canada 2007
7	Croatia - Nigeria	2-5 (1-2)	2011-08-03	Colombia 2011
7	Argentina - Australia	3-4 (1-2)	1997-06-23	Malaysia 1997
7	Zambia - Honduras	4-3 (2-2)	1999-04-05	Nigeria 1999
7	Ghana - Chile	4-3 AET (2-2, 1-2)	2013-07-07	Turkey 2013
7	Uzbekistan – Honduras	3-4 (1-2)	2015-06-01	New Zealand 2015

Spectators

The highest accumulative audience total for a tournament was registered at the FIFA U-20 World Cup Colombia 2011 - 1'309'929, an average of 25,191 spectators per match. The FIFA U-20 World Cup 1983 in Mexico retains the record for the highest average attendance however, at 36,099, while the highest recorded attendance at a single match was in Portugal in 1991, where the game between Brazil and the hosts was supported by 127,000 spectators.

Highest attendances

Att.	Date	Venue	Match	Result	Phase
127,000	1991-06-31	Lisbon, POR	Portugal – Brazil -	0-0	Final
112,000	1991-06-26	Lisbon, POR	Portugal – Australia	1-0	Semi-finals
110,000	1983-06-19	Mexico City, MEX	Argentina – Brazil	0-1	Final
108,900	1983-06-02	Mexico City, MEX	Mexico – Australia	1-1	Group stage
90,000	1991-06-22	Lisbon, POR	Portugal – Mexico	2-1	Quarter-finals
86,582	1983-06-08	Mexico City, MEX	Mexico – Scotland	0-1	Group stage
81,860	2009-10-06	Cairo, EGY	Egypt - Costa - Rica	0-2	Round of 16
75,000	1987-10-17	Santiago de Chile, CHI	Chile – Australia	2-0	Group stage
74,000	2009-09-24	Alexandria, EGY	Egypt – Trinidad and Tobago	4-1	Group stage
71,198	1983-06-05	Mexico City, MEX	Korea Republic – Mexico	2-1	Group stage
70,000	1989-02-16	Riyadh, KSA	Saudi Arabia – Nigeria	1-2	Group stage

Attendances by competition

Competition	Total	# Matches	Average
2015 New Zealand	392'308	52	7'544
2013 Turkey	302'711	52	5'821
2011 Colombia	1'309'929	52	25'191
2009 Egypt	1'295'586	52	24'915
2007 Canada	1'195'239	52	22'985
2005 Netherlands	502'698	52	9'667
2003 United Arab Emirates	592'100	52	11'387
2001 Argentina	506'320	52	9'737
1999 Nigeria	624'400	52	12'008
1997 Malaysia	655'827	52	12'612
1995 Qatar	455'000	32	14'219
1993 Australia	478'003	32	14'938
1991 Portugal	731'500	32	22'859
1989 Saudi Arabia	643'815	32	20'119
1987 Chile	712'000	32	22'250
1985 Soviet Union	657'800	32	20'556
1983 Mexico	1'155'160	32	36'099
1981 Australia	443'094	32	13'847
1979 Japan	454'500	32	14'203
1977 Tunisia	22'000	28	786

Superlatives

Team statistics

Most participations

# of participations	Team
18	Brazil
15	Australia
15	Spain
14	Argentina
14	Mexico
14	USA
13	Korea Republic
13	Uruguay

Most matches

# of matches	Team
103	Brazil
75	Argentina
72	Spain
62	Uruguay
57	Mexico
56	USA
56	Australia
52	Nigeria

Most matches won by team

Matches won	Team
72	Brazil
52	Argentina
43	Spain

Most goals (total goals 2,321 / Ø 2.78)

# of goals	Team	Ø goals per match
231	Brazil	2.24
150	Spain	2.08
147	Argentina	1.96
85	Germany	1.98
85	Mexico	1.49
81	Uruguay	1.31

Most goals in one competition

# of goals	Team	Year
27 (out of 149)	Argentina	2001
25 (out of 165)	Brazil	1997
20 (out of 83)	Argentina	1979
19 (out of 105)	Spain	1995
18 (out of 132)	Brazil	2011
18 (out of 154)	Germany	2015

Biggest wins

Result	Match	Date
10-0	Brazil – Belgium	1997-06-25
8-0	Spain – Tahiti	2009-09-25
0-8	Tahiti – Venezuela	2009-09-28
3-10	Korea Republic – Brazil	1997-06-22
8-1	Germany – Fiji	2015-06-01
0-7	Honduras – Chile	2005-06-11
0-7	Chile – Spain	2005-06-14

Consecutive wins

#	Team	Year
12	Argentina	2001-2003
12	Brazil	1983-1987
8	Portugal	1989-1991
7	Argentina	2007-2011
7	Germany FR	1981-1987

Consecutive matches scoring goals

#	Team	Year
22	Brazil	1977-1987
20	Ghana	1993-2001
19	Germany FR / Germany	1981-1999
17	Colombia	2003-2015
17	Spain	2005-2011
16	Brazil	1999-2003
16	Japan	1979-1999

Consecutive matches without scoring

#	Team	Year
8	England	1999-2009
5	Austria	2007-2011
5	Canada	1997-2003
5	Canada	1979-1985

Consecutive matches without defeat

#	Team	Year
20	Brazil	2009-2015
19	Argentina	2005-2015
18	Brazil	1989-1995
13	Brazil	1983-1987
12	Argentina	2001-2003
12	Germany FR / Germany	1981-1993

Teams eliminated without losing a match

Matches	Team	Year	Win (w) – draw (d)
7	Brazil (Runners-up in 2009)	2009	5 w – 2 d
6	Brazil (Runners-up in 1991)	1991	4 w – 2 d
6	Germany FR (Runners-up in 1987)	1987	4 w – 2 d
5	Argentina	2011	3 w – 2 d
5	Germany	2015	4 w – 1 d
5	Ghana	1999	3 w – 2 d
5	Mexico (Runners-up in 1977)	1977	1 w – 4 d
5	Netherlands	2005	4 w – 1 d
5	Portugal	2015	4 w – 1 d
5	Soviet Union	1985	3 w – 2 d
5	Spain	2011	3 w – 2 d
5	Spain	2007	3 w – 2 d
4	Brazil	1977	2 w – 2 d
4	Colombia	2013	2 w – 2 d
4	Czech Republic	2009	2 w – 2 d
4	Ukraine	2015	2 w – 2 d
3	Hungary	1985	1 w – 2 d
3	Japan	2007	2 w – 2 d
3	Korea Republic	1993	0 w – 3 d
3	Scotland	1987	1 w – 3 d
3	Soviet Union	1989	3 w – 1 d
3	Syria	1991	1 w – 3 d
3	Uruguay	1977	3 w – 1 d

Matches ending in a penalty shoot-out are rated as a draw

Most red cards in a match

# red cards	Match	Year
4	Italy – Hungary	2009
4	Netherlands – Honduras	1995
3	Argentina – Netherlands	1983
3	Portugal – Argentina	1991
3	Spain – Uruguay	1991
3	Burundi – Spain	1995
3	Qatar – Brazil	1995
3	Mali – Cameroon	1999
3	Chile – Portugal -	2007

Most yellow cards in a match

# y cards	Match	Year
14	Morocco – Italy	2005
13	Austria – USA	2007
12	Italy – Hungary	2009
12	United Arab Emirates – Honduras	2009
12	Ghana – South Africa	2009
12	Uzbekistan – Argentina	2003
12	Mali – Cameroon	1999
12	Spain – Argentina	1995
12	Brazil – Argentina	1995
11	Colombia – Mali	2011
11	Germany – Cameroon	2009
11	Mexico – Congo	2007
11	Spain – Ghana	1999
11	Costa Rica – Germany	1999

Player statistics

Only three players have appeared in three editions of the FIFA U-20 World Cup Al Roomi of Saudi Arabia (1985, 1987, 1989), Freddy Adu of the USA (2003, 2005, 2007) and David Edgar of Canada (2003, 2005 and 2007; 2003 only in squad, did not play). 119 players have played in two different tournaments.

Top goalscorer

# goals	Player	Year
11	SAVIOLA Javier, ARG (11 Dec 1981)	2001
10	ADAILTON, BRA (24 JAN 1977)	1997
8	ADIYIAH Dominic, GHA (29 Nov 1989)	2009
8	DIAZ Ramon, ARG (29 Aug 1959)	1979
7	ETXEBERRIA Joseba, ESP (05 Sep 1977)	1995
7	WITECZEK Marcel, FRG/GER (18 Oct 1968)	1987

Most goals in a match

# goals	Player		Result	Year
6	ADAILTON, BRA (24 Jan 1977)	vs Korea Republic	10-3	1997
4	SALAPASIDIS Kosta, AUS (01 Jul 1978)	vs Argentina	4-3	1997
4	LLORENTE Fernando, ESP (26 Feb 1985)	vs Chile	7-0	2005

Most penalties converted

# pens	Player	Year
3	JOHNSON Eddie, USA	2003
3	KOMAN Vladimir, HUN	2009
3	SAVIOLA Javier, ARG	2001

Most matches by player

# matches	Player	Matches: competition
14	PELLEGRIN Cesar URU	7-1997; 1999-7
13	ADU Freddy USA	4-2003; 4-2005; 5-2007
12	ZABALETA Pablo ARG	5-2003, 7-2005
12	JOAO PINTO POR	6-1989; 6-1991
12	NAGAI Yuichiro JPN	5-1997; 7-1999
12	GAVILAN ESP	7-2003; 5-2005

Most minutes without conceding a goal (by goalkeeper)

Minutes	Player	Competition year
575'	MIKA, POR	2011
572'	JEAN, BRA	2015
492'	TOSELLI Cristopher, CHI	2007

Earliest goals (seconds from kick-off)

Seconds	Player		Year
14''	ODIAKA Monday, NGA	vs Canada	1985
18''	OWOERI John, NGA	vs Netherlands	2005
24''	ZAZULIN Igor, RUS	vs Cameroon	1993
26''	GELSON MARTINS, POR	vs Senegal	2015
30''	KUZHLEV Oleg, URS	vs China PR	1985
53''	BAGAYOKO Mamadou, MLI	vs Nigeria	1999
58''	ROBERTO Sergi, ESP	vs Australia	2011

Fastest goals by substitutes

Time elapsed [min/sec]	Player	Goal scored [min/sec]	Match	Date
0' 41''	BOGY, EGY	69' 6''	vs ITA	2009-10-01
1'	FISIC Cornel, ROU	84'	vs URU	1981-10-11
1'	SAKR Tamer, EGY	60'	vs TRI	1991-06-18

As from 2009 timing includes seconds - before that only minutes were considered

Earliest substitutions (minutes from kick-off)

Minutes	Player	Match	Year
4'	CORRALES Ramiro, USA	vs Ghana	1997
6'	AHMED Younes, QAT	vs Uruguay	1981
7'	DJENADI Chaabane, ALG	vs Argentina	1979
8'	DIAZ Carlos, URU	vs Mali	1999
8'	JORGE COUTO, POR	vs Czechoslovakia	1989
9'	MOUKTAR Mohamed, GHA	vs China PR	1997
9'	NELSON, POR	vs Brazil	1991
9' 11''	STENDERA MARC, GER	vs Mali	2015

As from 2009 timing includes seconds - before that only minutes were considered

Fastest substitutions of substitutes

Time elapsed [min]	Player	Player in / out [min]	Date	Match
7'	DOMINGUEZ Alejandro, ARG	68' / 75'	2001-07-01	vs France

As from 2009 timing includes seconds - before that only minutes were considered

Earliest cautions

Minutes	Player	Match	Year
0' 18''	LIVAJA Marko, CRO	vs Uruguay	2013
0' 25''	DOMINGOS DUARTE, POR	vs New Zealand	2015
1'	GRBAC Anthony, AUS	vs Chile	1987
1'	KUBAN Lukas, CZE	vs Argentina	2007
1'	OBOBAIFO Osaro, NGA	vs Brazil	1985
1'	YARMASH Grygoriy, UKR	vs Nigeria	2005
1' 10''	DOUTIE Sameehg, RSA	vs Honduras	2009
1' 11''	MARLON, BRA	vs Hungary	2015
1' 37''	SCIACCA Fabio, ITA	vs Trinidad and Tobago	2009
1' 49''	AYDILEK Semih, GER	vs Korea Republic	2009
1' 52''	CISSE Elimane, SEN	vs Brazil	2015

As from 2009 timing includes seconds - before that only minutes were considered

Fastest cautions of substitutes

Time elapsed [min/sec]	Player	Sub in [min/sec]	Match	Date
0' 27 "	YILMAZ Ibrahim, TUR	45'	vs Australia	2013-06-28
0' 37 "	AGYEMANG Opoku, GHA	90' 6 "	vs South Africa	2009-10-06
0'	CORICA Steve, AUS	74'	vs Egypt	1991-06-20

As from 2009 timing includes seconds - before that only minutes were considered

Earliest goals in a final match

Minutes	Player	Match	Year
4' 14''	OSCAR, BRA	vs Portugal	2011
5'	BARKERO Jose, ESP	vs Japan	1999
6'	COLOTTO Diego, ARG	vs Ghana	2001
8' 50''	ALEX, POR	vs Brazil	2011

As from 2009 timing includes seconds - before that only minutes were considered

Hat-tricks

Argentina's Ramon Diaz and Javier Saviola have both scored two hat-tricks in the FIFA U-20 World Cup. This was topped by Brazilian Adailton's rare double hat-trick during his team's 10-3 victory over Korea Republic. Almost as impressively, Australia's Salapasidis knocked in four goals in one match when his team defeated eventual champions Argentina 4-3 in 1997. Eight years later in 2005, Llorente of Spain equalled this feat, scoring four goals in their 7-0 victory over Chile.

# hat-tricks	Player (DOB)	# goals	Match result	Host/year
2	DIAZ Ramon, ARG (29 Aug 1959)	3	ARG vs IDN 5-0	Japan 1979
		3	ARG vs ALG 5-0	Japan 1979
2	SAVIOLA Javier, ARG (11 Dec 1981)	3	ARG vs FRA 3-1	Argentina 2001
		3	EGY vs ARG 1-7	Argentina 2001
1	ADAILTON, BRA (24 Jan 1977)	6	KOR vs BRA 3-10	Malaysia 1997
1	LLORENTE Fernando, ESP (26 Feb 1985)	4	CHI vs ESP 0-7	Netherlands 2005
1	SALAPASIDIS Kosta, AUS (01 Jul 1978)	4	ARG vs AUS 3-4	Malaysia 1997
1	ADRIAN LOPEZ, ESP (08 Jan 1988)	3	ESP vs JOR 4-2	Canada 2007
1	ADU Freddy, USA (02 Jun 1989)	3	USA vs POL 6-1	Canada 2007
1	AL MOHAMEDI Khalid, QAT (05 Apr 1962)	3	BRA vs QAT 2-3	Australia 1981
1	ALEX, BRA (14 Sep 1977)	3	BRA vs BEL 10-0	Malaysia 1997
1	AUER Benjamin, GER (11 Jan 1981)	3	CAN vs GER 0-4	Argentina 2001
1	CISSE Djibril, FRA (12 Aug 1981)	3	IRN vs FRA 0-5	Argentina 2001
1	DEL VALLE Yonathan, VEN (28 May 1990)	3	TAH vs VEN 0-8	Egypt 2009
1	ETXEBERRIA Joseba, ESP (05 Sep 1977)	3	ESP vs RUS 4-1	Qatar 1995
1	FAKLARIS Chris, USA (30 Oct 1973)	3	TUR vs USA 0-6	Australia 1993
1	GERSON, BRA (23 Sep 1965)	3	BRA vs COL 6-0	Soviet Union 1985
1	KERN Enrico, GER (12 Mar 1979)	3	GER vs PAR 4-0	Nigeria 1999
1	KLEMENZ Joachim, POL (16 Feb 1964)	3	POL vs CIV 7-2	Mexico 1983
1	KOVALENKO Viktor, UKR (14 Feb 1996)	3	UKR vs USA 3-0	New Zealand 2015
1	MERVO Bence, HUN (05 Mar 1995)	3	PRK vs HUN 1-5	New Zealand 2015
1	MOHAMED IBRAHIM, EGY (01 Mar 1992)	3	EGY vs AUT 4-0	Colombia 2011
1	MUHAMMAD Hussain Said, IRQ (21 Jan 1958)	3	IRQ vs AUT 5-1	Tunisia 1977
1	MUKHTAR Hany, GER (21 Mar 1995)	3	GER vs FIJ 8-1	New Zealand 2015
1	MURPHY Danny, ENG (18 Mar 1977)	3	UAE vs ENG 0-5	Malaysia 1997
1	OSCAR, BRA (09 Sep 1991)	3	BRA vs POR 3-2	Colombia 2011
1	PENA Sebastian, ARG (03 Jul 1976)	3	ARG vs HON 4-2	Qatar 1995
1	PLACENCIA Luis, MEX (04 Feb 1958)	3	MEX vs TUN 6-0	Tunisia 1977
1	QUINA, BRA (04 Feb 1958)	3	BRA vs IRN 5-1	Tunisia 1977
1	REINALDO, BRA (01 Jul 1976)	3	SYR vs BRA 0-6	Qatar 1995
1	RONDON Salomon, VEN (16 Sep 1989)	3	TAH vs VEN 0-8	Egypt 2009
1	SAMMER Matthias, GER (05 Sep 1967)	3	GDR vs COL 3-1	Chile 1987
1	URZAIZ Ismael, ESP (07 Oct 1971)	3	ESP vs URU 6-0	Portugal 1991
1	VAZQUEZ Alvaro, ESP (27 Apr 1991)	3	AUS vs ESP 1-5	Colombia 2011
1	WEBB Neil, ENG (30 Jul 1963)	3	ENG vs EGY 4-2	Australia 1981
1	WITZENHAUSEN Mendel, NED (03 Jan 1976)	3	NED vs HON 7-1	Qatar 1995

Coach statistics

No foreign coach has yet won a FIFA U-20 World Cup title. So far, all 20 winning coaches have been native to the country that won.

Champion coaches

	Coach	Team	
2015	PAUNOVIC Veljko (SRB, 21 Aug 1977)	Serbia	FIFA U-20 World Cup New Zealand 2015
2013	MANKOWSKI Pierre (FRA, 04 Nov 1951)	France	FIFA U-20 World Cup Turkey 2013
2011	FRANCO Ney (BRA, 22 Jul 1966)	Brazil	FIFA U-20 World Cup Colombia 2011
2009	TETTEH Sellas (GHA, 12 Dec 1956)	Ghana	FIFA U-20 World Cup Egypt 2009
2007	TOCALLI Hugo (ARG, 21 Jan 1948)	Argentina	FIFA U-20 World Cup Canada 2007
2005	FERRARO Francisco (ARG, 21 May 1945)	Argentina	FIFA World Youth Championship Netherlands 2005
2003	MARCOS PAQUETA (BRA, 27 Aug 1958)	Brazil	FIFA World Youth Championship UAE 2003
2001	PEKERMAN Jose (ARG, 03 Sep 1949)	Argentina	FIFA World Youth Championship Argentina 2001
1999	SAEZ Inaki (ESP, 23 Apr 1943)	Spain	FIFA World Youth Championship Nigeria 1999
1997	PEKERMAN Jose (ARG, 03 Sep 1949)	Argentina	FIFA World Youth Championship Malaysia 1997
1995	PEKERMAN Jose (ARG, 03 Sep 1949)	Argentina	FIFA World Youth Championship Qatar 1995
1993	LEAL Julio Cesar (BRA, 13 Apr 1951)	Brazil	FIFA World Youth Championship Australia 1993
1991	QUEIROZ Carlos (POR, 01 Mar 1953)	Portugal	FIFA World Youth Championship Portugal 1991
1989	QUEIROZ Carlos (POR, 01 Mar 1953)	Portugal	FIFA World Youth Championship Saudi Arabia 1989
1987	JOZIC Mirko (CRO, 08 Apr 1940)	Yugoslavia	FIFA World Youth Championship Chile 1987
1985	GILSON NUNES (BRA, 12 Jun 1946)	Brazil	FIFA World Youth Championship Soviet Union 1985
1983	JAIR PEREIRA (BRA, 29 May 1946)	Brazil	FIFA World Youth Championship Mexico 1983
1981	WEISE Dietrich (GER, 21 Nov 1934)	Germany FR	FIFA World Youth Championship Australia 1981
1979	MENOTTI Cesar Luis (ARG, 05 Nov 1938)	Argentina	FIFA World Youth Championship Japan 1979
1977	MOSYAGIN Sergei (URS, 29 Dec 1937)	Soviet Union	FIFA World Youth Championship Tunisia 1977

Most FU20WC participations as coach

Australia's Les Scheinflug has coached teams at eight different tournaments. Scheinflug also heads the table for the highest number matches as coach followed by Pekerman from Argentina (who won three of the four tournaments in which he coached).

Coach Date of Birth	Participations	Matches	Team	Number of matches-year
SCHEINFLUG Les, AUS 01 Oct 1938	8	33	Australia	4-1981, 3-1983, 3-1987, 6-1991, 6-1993, 4-1995, 4-1997, 3-1999
PEREDA Jesus Maria, ESP ESP, 23 Jun 1938	5	19	Spain	3-1977, 3-1981, 6-1985, 3-1989, 4-1991
PEKERMÁN Jose, ARG 03 Sep 1949	4	24	Argentina	6-1995, 7-1997, 4-1999, 7-2001
SAEZ Inaki, ESP 23 Apr 1943	3	17	Spain	5-1997, 7-1999, 5-2005
RONGEN Thomas, NED 31 Oct 1956	3	13	USA	5-2003, 5-2007, 3-2009
PORTUGAL Alfonso, MEX 21 Jan 1934	3	12	Mexico	5-1977, 3-1981, 4-1991
MITCHELL Dale, CAN 21 Apr 1958	3	11	Canada	5-2003, 3-2005, 3-2007
POSTECOGLOU Ange, AUS 27 Aug 1965	3	11	Australia	4-2001, 4-2003, 3-2005
BREGLIA Salvador, PAR 15 Sep 1935	3	10	Paraguay	3-1977, 4-1979, 3-1985
TETTEH Sellas, GHA 12 Dec 1956	3	18	Ghana	7-2009, 7-2013, 4-2015

Coaching FU20WC and FWC

Coach Date of Birth	Participations	FIFA World Cup™ (team)	FIFA U-20 World Cup (team)
PEKERMÁN Jose, ARG 03 Sep 1949	6	2 – 2006 (ARG), 2014 (COL)	4 – 1995, 1997, 1999, 2001 (all ARG)
QUEIROZ Carlos, POR 01 Mar 1953	4	2 – 2010 (POR), 2014 (IRN)	2 – 1989, 1991 (both POR)
RUEDA Reinaldo, COL 16 Apr 1957	4	2 – 2010 (HON), 2014 (ECU)	2 – 1993, 2003 (both COL)
POSTECOGLOU Ange, AUS 27 Aug 1965	4	1 - 2014 (AUS)	3 – 2001, 2003, 2005 (all AUS)
DOMENECH Raymond, FRA 24 Jan 1952	3	2 – 2006, 2010 (both FRA)	1 – 2001 (FRA)
TROUSSIER Philippe, FRA 21 Mar 1955	3	2 – 1998 (RSA), 2002 (JPN)	1 – 1999 (JPN)
VOGTS Berti, GER 30 Dec 1946	3	2 – 1994, 1998 (both GER)	1 – 1987 (FRG)
MENOTTI Cesar Luis, ARG 05 Nov 1938	3	2 – 1978, 1982 (both ARG)	1 – 1979 (ARG)
PUA Victor, URU 31 Mar 1956	3	1 - 2002 (URU)	2 – 1997, 1999 (both URU)
EVARISTO, BRA 22 Jun 1933	3	1 - 1986 (IRQ)	2 – 1977 (BRA), 1981 (QAT)
DE LA PAZ Jose, HON 21 Nov 1940	3	1 - 1982 (HON)	2 – 1977, 1999 (both HON)

Further coaches having appeared in both a FU20WC and a FWC: Bob GANSLER (USA), Luis GONCALVES (ANG), HONG Myungbo (KOR), Mirko JOZIC (CRO), MARCOS PAQUETA (BRA), Andy ROXBURGH (SCO), Jose SANTAMARIA (URU), Rene SIMOES (BRA), and Louis VAN GAAL, (NED).

Referee statistics

The competition has also served as a springboard for referees, some of whom officiated at important matches during subsequent FIFA World Cups. Six of them even directed a FIFA World Cup™ final: Arnaldo Coelho (BRA, 1982), Edgardo Codesal Mendez (MEX, 1990), Sandor Puhl (HUN, 1994), Horacio Elizondo (ARG, 2006), Howard Webb (ENG, 2010) and in the most recent FIFA World Cup final in Brazil 2014: Nicola Rizzoli (ITA).

Referees participating in a FU20WC and FWC competitions

Participations	Referee	Classification	Matches
7	RUIZ Oscar (COL, 01 Nov 1969)		
	FIFA World Youth Championship Malaysia 1997	FU20WC	2
	2002 FIFA World Cup Korea/Japan (TM)	FWC	3
	FIFA World Youth Championship UAE 2003	FU20WC	4
	FIFA World Youth Championship Netherlands 2005	FU20WC	3
	2006 FIFA World Cup Germany (TM)	FWC	1
	FIFA U-20 World Cup Egypt 2009	FU20WC	3
	2010 FIFA World Cup South Africa (TM)	FWC	2
5	O LEARY Peter (NZL, 03 Mar 1972)		
	FIFA U-20 World Cup Canada 2007	FU20WC	2
	FIFA U-20 World Cup Egypt 2009	FU20WC	3
	FIFA U-20 World Cup Colombia 2011	FU20WC	3
	FIFA U-20 World Cup Turkey 2013	FU20WC	2
	2014 FIFA World Cup Brazil (TM)	FWC	1
5	COELHO Arnaldo (BRA, 15 Jan 1943)		
	FIFA World Youth Championship Tunisia 1977	FU20WC	1
	1978 FIFA World Cup Argentina (TM)	FWC	1
	FIFA World Youth Championship Australia 1981	FU20WC	2
	1982 FIFA World Cup Spain (TM)	FWC	2
	FIFA World Youth Championship Chile 1987	FU20WC	2

Participations	Referee	No of participation-Classification	
4	ARCHUNDIA Benito (MEX, 21 Mar 1966)	2-FU20WC	2-FWC
4	LARRIONDA Jorge (URU, 09 Mar 1968)	2-FU20WC	2-FWC
4	DE BLEECKERE Frank (BEL, 01 Jul 1966)	2-FU20WC	2-FWC
4	ROSETTI Roberto (ITA, 18 Sep 1967)	2-FU20WC	2-FWC
4	BUSACCA Massimo (SUI, 06 Feb 1969)	2-FU20WC	2-FWC
4	UNDIANO Alberto (ESP, 08 Oct 1973)	3-FU20WC	1-FWC
4	RAMIZ WRIGHT Jose (BRA, 09 Jul 1944)	3-FU20WC	1-FWC
4	SHIELD Mark (AUS, 02 Sep 1973)	2-FU20WC	2-FWC
4	QUINIOU Joel (FRA, 17 Nov 1950)	1-FU20WC	3-FWC
4	RODRIGUEZ Marco (MEX, 10 Nov 1973)	1-FU20WC	3-FWC
4	SIMON Carlos (BRA, 03 Sep 1965)	1-FU20WC	3-FWC
4	BUJSAIM Ali (UAE, 09 Sep 1959)	1-FU20WC	3-FWC
4	CODJIA Coffi (BEN, 09 Dec 1967)	2- FU20WC	2-FWC
4	AL SHARIF Jamal (SYR, 12 Aug 1954)	1-FU20WC	3-FWC
4	CARDELLINO DE SAN VICENTE Juan (URU, 03 Apr 1942)	2- FU20WC	2-FWC
4	SILVA ARCE Hernan (CHI, 11 May 1948)	2- FU20WC	2-FWC
4	JARGUZ Alojzy (POL, 19 Mar 1934)	2- FU20WC	2-FWC

Additional 27 referees with three, and 89 referees with two participations



Ranking by tournament

	2015	2013	2011	2009	2007	2005	2003	2001	1999	1997	1995	1993	1991	1989	1987	1985	1983	1981	1979	1977
1	SRB	FRA	BRA	GHA	ARG	ARG	BRA	ARG	ESP	ARG	ARG	BRA	POR	POR	YUG	BRA	BRA	FRG	ARG	URS
2	BRA	URU	POR	BRA	CZE	NGA	ESP	GHA	JPN	URU	BRA	GHA	BRA	NGA	FRG	ESP	ARG	QAT	URS	MEX
3	MLI	GHA	MEX	HUN	CHI	BRA	COL	EGY	MLI	IRL	POR	ENG	URS	BRA	GDR	NGA	POL	ROU	URU	BRA
4	SEN	IRQ	FRA	CRC	AUT	MAR	ARG	PAR	URU	GHA	ESP	AUS	AUS	USA	CHI	URS	KOR	ENG	POL	URU
5	GER	ESP	NGA	GER	MEX	NED	USA	BRA	GHA	BRA	CMR	MEX	ESP	URS	ITA	MEX	URU	URU	PAR	PAR
6	POR	CHI	COL	KOR	ESP	ITA	JPN	FRA	MEX	ESP	RUS	URU	SYR	IRQ	SCO	BUL	SCO	BRA	ESP	HON
7	USA	UZB	ESP	ITA	USA	ESP	UAE	CZE	BRA	FRA	AUS	RUS	MEX	ARG	BRA	CHN	TCH	AUS	POR	ESP
8	UZB	KOR	ARG	UAE	NGA	GER	CAN	NED	NGA	JPN	JPN	USA	KOR*	COL	BUL	COL	NED	EGY	ALG	FRA
9	UKR	COL	EGY	ESP	JPN	COL	IRL	CRC	IRL	ENG	NED	GER	EGY	TCH	COL	HUN	AUS	ARG	KOR	IRN
10	GHA	POR	KSA	CZE	GAM	CHN	AUS	GER	PAR	AUS	CRC	KOR	ENG	KSA	CAN	KSA	NGA	POL	YUG	HUN
11	NGA	CRO	CMR	URU	ZAM	USA	BFA	UKR	USA	MAR	SYR	KSA	SWE	NOR	USA	AUS	USA	MEX	MEX	IRQ
12	URU	NGA	ECU	VEN	URU	UKR	SVK	ANG	CMR	MEX	GER	CMR	IRL	GDR	AUS	PAR	CHN	KOR	JPN	ITA
13	AUT	TUR	KOR	EGY	CGO	SYR	PAR	USA	POR	BEL	CHN	COL	CIV	SYR	BHR	ENG	MEX	ESP	CAN	CIV
14	NZL	PAR	ENG	PAR	POL	TUR	CIV	ECU	CRO	CAN	QAT	NOR	ARG	CRC	NGA	CAN	CIV	CMR	HUN	TUN
15	COL	GRE	CRC	RSA	POR	CHI	EGY	CHN	CRC	USA	BDI	TUR	URU	ESP	KSA	IRL	URS	USA	GUI	AUT
16	HUN	MEX	GUA	NGA	BRA	JPN	KOR	AUS	ARG	UAE	HON	POR	TRI	MLI	TOG	TUN	AUT	ITA	IDN	MAR
17	MEX	EGY	NZL	HON	CRC	KOR	GER	JPN	ZAM	PAR										
18	HON	SLV	URU	USA	KOR	BEN	MLI	FIN	GER	CHI										
19	FIJ	ENG	AUS	CMR	PRK	SUI	CZE	IRQ	KOR	CIV										
20	ARG	MLI	PAN	TRI	JOR	AUS	KSA	CHI	AUS	RSA										
21	PAN	AUS	PRK	UZB	PAN	CAN	ENG	JAM	KSA	CRC										
22	QAT	USA	AUT	ENG	NZL	EGY	MEX	ETH	ENG	KOR										
23	MYA	NZL	CRO	AUS	SCO	PAN	UZB	IRN	HON	HUN										
24	PRK	CUB	MLI	TAH	CAN	HON	PAN	CAN	KAZ	MAS										

All-time Ranking

Rank	Team	MP	W	D	L	GF	GA	Pts.	Avg. Pts.	Part.
1	Brazil	103	72	16	15	231	71	232	2.25	18
2	Argentina	75	52	8	15	147	57	164	2.19	14
3	Spain	72	43	13	16	150	77	142	1.97	15
4	Uruguay	62	28	17	17	81	60	101	1.63	13
5	Portugal	49	28	8	13	70	40	92	1.88	10
6	Ghana	43	26	9	8	76	47	87	2.02	7
7	Germany	43	23	8	12	85	43	77	1.79	10
	<i>Germany</i>	<i>31</i>	<i>14</i>	<i>6</i>	<i>11</i>	<i>59</i>	<i>36</i>	<i>48</i>	<i>1.55</i>	<i>8</i>
	<i>Germany FR</i>	<i>12</i>	<i>9</i>	<i>2</i>	<i>1</i>	<i>26</i>	<i>7</i>	<i>29</i>	<i>2.42</i>	<i>2</i>
8	Mexico	57	20	17	20	85	62	77	1.35	14
9	Nigeria	52	22	10	20	78	66	76	1.46	11
10	USA	56	21	8	27	73	84	71	1.27	14
11	Australia	56	16	15	25	63	89	63	1.12	15
12	Russia	38	17	11	10	62	44	62	1.63	8
	<i>Russia</i>	<i>8</i>	<i>3</i>	<i>2</i>	<i>3</i>	<i>10</i>	<i>12</i>	<i>11</i>	<i>1.38</i>	<i>2</i>
	<i>Soviet Union</i>	<i>30</i>	<i>14</i>	<i>9</i>	<i>7</i>	<i>52</i>	<i>32</i>	<i>51</i>	<i>1.7</i>	<i>6</i>
13	Colombia	38	18	8	12	54	47	62	1.63	9
14	Korea Republic	49	13	13	23	60	81	52	1.06	13
15	Paraguay	36	13	10	13	46	47	49	1.36	9
16	France	27	14	6	7	50	36	48	1.78	5
17	Japan	35	13	9	13	49	48	48	1.37	8
18	Chile	28	12	5	11	47	48	41	1.46	6
19	Egypt	32	12	5	15	45	45	41	1.28	8
20	England	38	8	14	16	33	41	38	1	10
21	Czech Republic	26	9	10	7	34	31	37	1.42	6
	<i>Czech Republic</i>	<i>19</i>	<i>6</i>	<i>9</i>	<i>4</i>	<i>24</i>	<i>21</i>	<i>27</i>	<i>1.42</i>	<i>4</i>
	<i>Czechoslovakia</i>	<i>7</i>	<i>3</i>	<i>1</i>	<i>3</i>	<i>10</i>	<i>10</i>	<i>10</i>	<i>1.43</i>	<i>2</i>
22	Costa Rica	31	11	3	17	38	58	36	1.16	8
23	Serbia	16	11	2	3	32	13	35	2.19	3
	<i>Serbia</i>	<i>7</i>	<i>5</i>	<i>1</i>	<i>1</i>	<i>10</i>	<i>4</i>	<i>16</i>	<i>2.29</i>	<i>1</i>
	<i>Yugoslavia</i>	<i>9</i>	<i>6</i>	<i>1</i>	<i>2</i>	<i>22</i>	<i>9</i>	<i>19</i>	<i>2.11</i>	<i>2</i>
24	Mali	26	9	5	12	34	48	32	1.23	6
25	Republic of Ireland	21	8	5	8	30	27	29	1.38	5
26	Netherlands	17	8	4	5	30	20	28	1.65	4
27	Iraq	17	8	3	6	27	30	27	1.59	4
28	Poland	19	8	3	8	31	25	27	1.42	4
29	Cameroon	21	7	4	10	28	36	25	1.19	6
30	Hungary	23	7	4	12	33	39	25	1.09	6
31	China PR	18	7	3	8	25	26	24	1.33	5
32	Italy	20	6	5	9	26	29	23	1.15	5
33	Yugoslavia	9	6	1	2	22	9	19	2.11	2
34	Austria	20	4	6	10	10	33	18	0.9	5
35	Saudi Arabia	22	4	6	12	18	26	18	0.82	7
36	Ukraine	12	4	5	3	23	13	17	1.42	3
37	United Arab Emirates	14	5	2	7	12	26	17	1.21	3
38	Canada	27	4	5	18	16	50	17	0.63	8
39	Syria	14	4	4	6	13	23	16	1.14	4
40	Morocco	14	4	3	7	16	20	15	1.07	3
41	Uzbekistan	16	4	2	10	20	30	14	0.88	4
42	Romania	6	4	1	1	6	3	13	2.17	1
43	German DR	9	4	1	4	13	10	13	1.44	2
44	Scotland	11	3	3	5	12	15	12	1.09	3
45	Croatia	11	3	3	5	12	18	12	1.09	3

Rank	Team	MP	W	D	L	GF	GA	Pts.	Avg. Pts.	Part.
46	Honduras	18	4	0	14	20	54	12	0.67	6
47	Bulgaria	8	3	2	3	8	9	11	1.38	2
48	Turkey	11	3	2	6	11	21	11	1	3
49	Qatar	12	3	2	7	9	20	11	0.92	3
50	Cote d Ivoire	16	1	7	8	13	30	10	0.62	5
51	Zambia	7	2	2	3	10	13	8	1.14	2
52	Senegal	7	2	2	3	6	14	8	1.14	1
53	Ecuador	8	2	2	4	7	8	8	1	2
54	Burkina Faso	4	2	1	1	2	1	7	1.75	1
55	Venezuela	4	2	0	2	10	5	6	1.5	1
56	Slovakia	4	2	0	2	6	4	6	1.5	1
57	Gambia	4	2	0	2	4	6	6	1.5	1
58	New Zealand	13	1	3	9	10	22	6	0.46	4
59	Greece	4	1	2	1	4	5	5	1.25	1
60	Angola	4	1	2	1	3	4	5	1.25	1
61	Algeria	4	1	2	1	2	6	5	1.25	1
62	South Africa	7	1	2	4	7	14	5	0.71	2
63	Congo	4	1	1	2	3	7	4	1	1
64	Belgium	4	1	1	2	4	14	4	1	1
65	Norway	6	1	1	4	4	10	4	0.67	2
66	Iran	6	1	1	4	4	13	4	0.67	2
67	Sweden	3	1	0	2	4	6	3	1	1
68	Finland	3	1	0	2	2	4	3	1	1
69	Switzerland	3	1	0	2	2	5	3	1	1
70	El Salvador	3	1	0	2	2	7	3	1	1
71	Fiji	3	1	0	2	4	11	3	1	1
72	Guatemala	4	1	0	3	1	12	3	0.75	1
73	Tunisia	6	1	0	5	3	13	3	0.5	2
74	Korea DPR	9	0	3	6	3	21	3	0.33	3
75	Panama	15	0	3	12	7	30	3	0.2	5
76	Benin	3	0	2	1	2	3	2	0.67	1
77	Jordan	3	0	1	2	3	6	1	0.33	1
78	Bahrain	3	0	1	2	1	4	1	0.33	1
79	Jamaica	3	0	1	2	1	6	1	0.33	1
80	Burundi	3	0	1	2	2	8	1	0.33	1
81	Trinidad and Tobago	6	0	1	5	2	18	1	0.17	2
82	Ethiopia	3	0	0	3	4	8	0	0	1
83	Malaysia	3	0	0	3	2	9	0	0	1
84	Kazakhstan	3	0	0	3	1	9	0	0	1
	Togo	3	0	0	3	1	9	0	0	1
86	Cuba	3	0	0	3	1	10	0	0	1
87	Guinea	3	0	0	3	0	10	0	0	1
88	Myanmar	3	0	0	3	2	13	0	0	1
89	Indonesia	3	0	0	3	0	16	0	0	1
90	Tahiti	3	0	0	3	0	21	0	0	1

 **Overall matches played** 836
 **Overall goals scored** 2,321
 **Avg. goals per match** 2.78

MP Matches played
 W / D / L Wins / Draws / Losses
 GF / GA Goals for / Goals against
 Pts. / Avg. Pts. Points / Average points per match
 Part. Number of participations in competition

Conf Confederations
 1 European Zone - UEFA
 2 South American Zone - CONMEBOL
 3 North, Central American & Caribbean - CONCACAF
 4 Asian Zone - AFC
 5 African Zone - CAF
 6 Oceanian Zone - OFC