



Elections

Prince Edward Island

A Non-partisan Office of the Legislature

November 27th, 2017

Report of the Chief Electoral Officer
of Prince Edward Island

District 11 By-Election

Charlottetown - Parkdale

April 20, 2018

The Honourable Buck Watts
Speaker of the Legislative Assembly
Province of Prince Edward Island

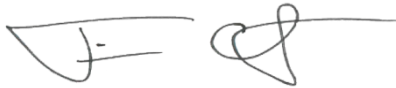
Honourable Speaker,

I am pleased to submit my report in accordance with Section 119 of the Elections Act, R.S.P.E.I. 1988, Cap. E-1.1, on the District 11 By-Election held on November 27, 2017.

This report includes an overview of the By-Election, the elected MLA, election expenses and a statistical report for the district.

I respectfully request this report be submitted to the Legislative Assembly during the next sitting of the 65th General Assembly of Prince Edward Island.

Respectfully,



Tim G. Garrity
Chief Electoral Officer
Province of Prince Edward Island

TABLE OF CONTENTS

| | |
|--|----|
| Message from the Chief Electoral Officer | 1 |
| Member elected to the 65 th General Assembly of PEI | 5 |
| Summary of District 11 Charlottetown- Parkdale By-Election | 7 |
| Results breakdown by poll | 9 |
| Voter demographic data | 11 |
| Candidate By-Election expenses | 13 |
| Elections PEI By-Election expenses | 14 |



**Member elected to the 65th General Assembly
of
Prince Edward Island
as a result of a By-Election in District 11 Charlottetown - Parkdale
November 27, 2017**

District 11

Charlottetown – Parkdale

Hannah Bell

(Green)

RETURNING OFFICER HEADQUARTERS

For the District 11 Charlottetown - Parkdale By-Election, voting was offered at the Office of the Returning Officer during office hours, beginning on November 15 - 17, 2017 and again November 21-23, 2017. This allowed for increased voting opportunities for those who could not attend the polling locations on either advance polling days or Election Day.

REGISTER OF ELECTORS

Pursuant to Section 24.1(2) of the *Election Act*, it was determined a confirmation of electors was not required for the By-Election as the Register of Electors was being maintained and current due to increased registration from the 2016 Plebiscite on Democratic Renewal as well as consistent updates received from the Department of Transportation, Infrastructure and Energy - Highway Safety Division.

ONLINE REGISTRATION

Elections PEI's Online Registration Portal was implemented once again for the event which allowed electors to enter their information online to see if they were registered on the Register of Electors. Voters could verify whether the information was correct, or submit updates.

IDENTIFICATION AT THE POLLS

To improve the integrity of the voting process, the requirement for identification at the polls was put in place which required electors to show either one piece of identification with their name and current address, or to show two pieces which satisfied both criteria. A list of acceptable identification was on the Voter Information Cards, the online registration portal and at the polls for reference.

PROCESS AT THE POLL

The By-Election saw the implementation of a new in-person voting model which was designed to streamline the time it took the voter to enter the polling location, cast their ballot and leave. This was achieved by the use of technology for an electronic voters list, on-site registration and re-issuing replacement

Voter Information Cards. The separation of Poll Clerk and the ballot management by the Deputy Returning Officer improved voter movement within the poll. There was little to no waiting at the polls to vote. Voters provided positive feedback and this process will be reviewed for future consideration.

ADVANCE POLL DAYS

During the 3 day advance polls, 835 voters (23.09%) cast their ballot, while an additional 367 (10.15%) voters took advantage of advance special voting opportunities such as mail-in ballot, voting at the Returning Office or a mobile poll. Voting at the Returning Office was met with positive feedback, citing accessibility and ease of voting as positive voting experiences.

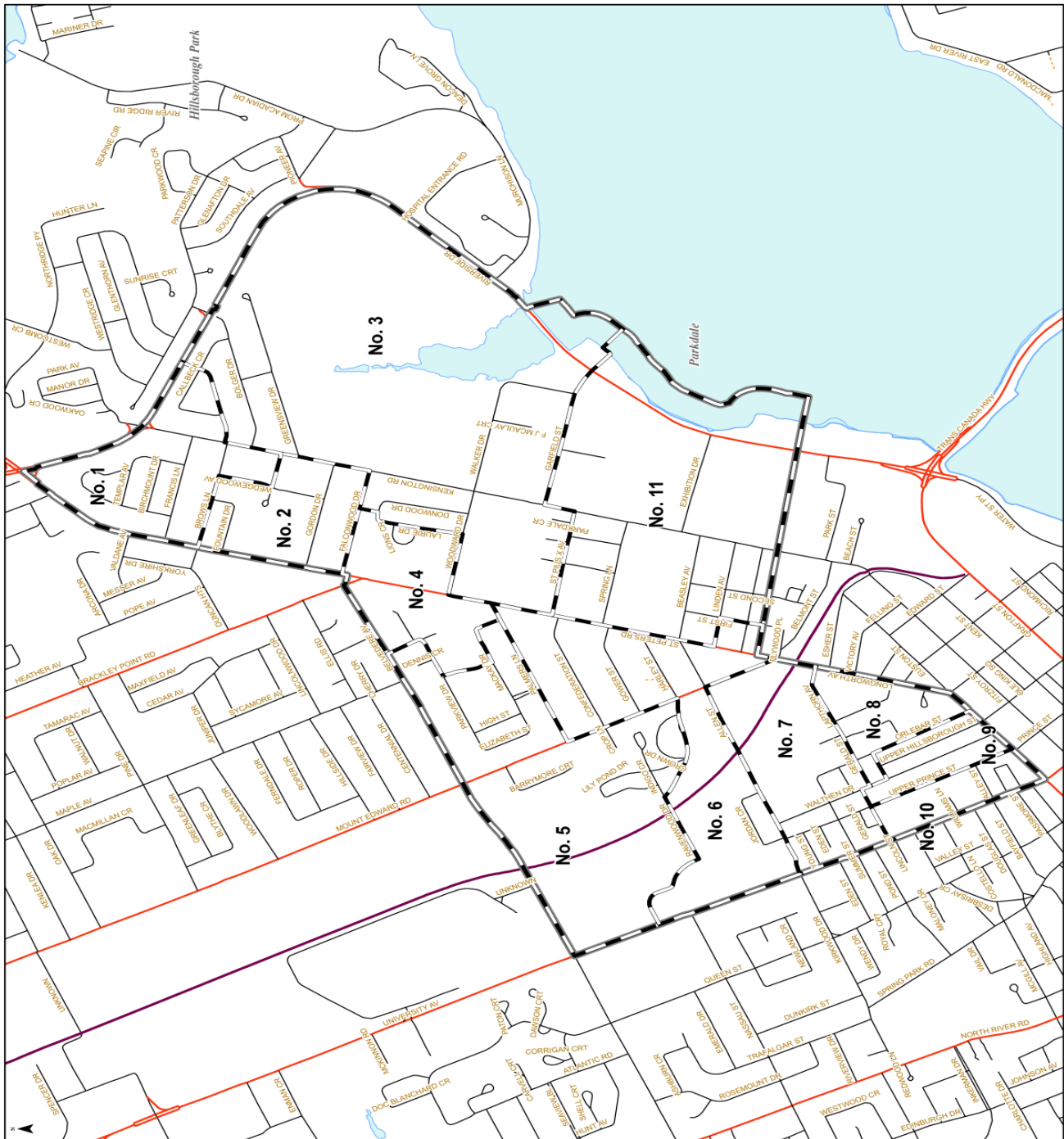
ORDINARY POLLING DAY

Election Day polls were combined into one central polling location which allowed for the reduction in election personnel required as well as a streamlined approach to moving electors through the polling station. Electors could visit any of the polling officials and be recorded electronically as having voted and then were directed to the Deputy Returning Officer to be issued a ballot. This process enhances the voting experience by maintaining a constant flow of traffic and minimal waiting times.

REPORTING OF RESULTS

After the close of the polls, the advance poll results were reported immediately. Ordinary poll results were posted online as they were being reported to Elections PEI. The counting and reporting of Ordinary Poll results was slower than anticipated, however Elections PEI's priority is accurate reporting of results, and election officials are instructed to double check the counts before providing results numbers for public release.

The counting process is currently being reviewed for areas of enhancement.



**Provincial Electoral District
No. 11 Charlottetown - Parkdale**

Electoral District Description

Commencing at the intersection of Riverside Drive and St. Peters Road; thence southwarily along said road to Belvedere Avenue; thence westwarily along said avenue to University Avenue; thence southwarily along said avenue to Euston Street; thence eastwarily along said street to the intersection of said street and the former boundary between the City of Charlottetown and the Town of Parkdale; thence eastwarily along said former community boundary to the Hillsborough River; thence northwarily along said river to Belvedere Creek and Riverside Drive; thence northwarily along said drive to St. Peters Road to the point of commencement.

Polling Divisions

- No. 1 MacArthur Drive
- No. 2 Gordon Drive
- No. 3 Walker Drive
- No. 4 Park Royal Crescent
- No. 5 Lily Pond Drive
- No. 6 Jordan Crescent
- No. 7 Upper Prince Street
- No. 8 Birchwood Street
- No. 9 Upper Hillsborough Street
- No. 10 Granville Street
- No. 11 Exhibition Drive

Legend:

 Electoral District
 Polling Division

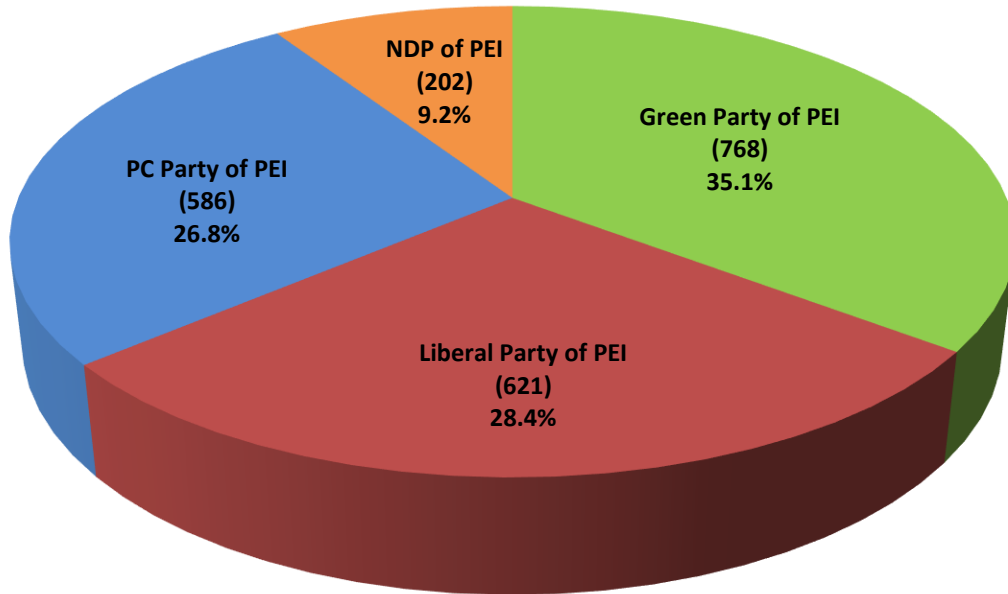
Note:
This map is designed as a general index of the electoral district divisions and are not intended to be used for measurements or for legal purposes.



| POLLING DIVISION | | Eligible Electors | Ballots Cast | (Green) Hannah BELL | (Liberal) Bob DOIRON | (PC) Melissa HILTON | (NDP) Mike REDMOND | Rejected Ballots |
|------------------|-----------------------|-------------------|--------------|---------------------------|----------------------------|---------------------------|--------------------------|------------------|
| Advance * | | | 1200 | 341 | 380 | 384 | 87 | 8 |
| 1 | MacArthur Dr | 313 | 102 | 34 | 24 | 30 | 14 | - |
| 2 | Gordon Dr | 426 | 80 | 26 | 20 | 23 | 9 | 1 |
| 3 | Walker Dr | 441 | 141 | 46 | 41 | 37 | 17 | - |
| 4 | Park Royal Cres | 269 | 43 | 8 | 18 | 8 | 9 | - |
| 5 | Lily Pond Dr | 325 | 113 | 48 | 31 | 18 | 15 | 1 |
| 6 | Jordan Cres | 355 | 77 | 30 | 19 | 21 | 7 | - |
| 7 | Upper Prince St | 249 | 95 | 61 | 14 | 9 | 11 | - |
| 8 | Birchwood St | 265 | 82 | 49 | 16 | 11 | 6 | - |
| 9 | Upper Hillsborough St | 339 | 67 | 43 | 11 | 9 | 3 | 1 |
| 10 | Granville St | 234 | 65 | 40 | 14 | 5 | 6 | - |
| 11 | Exhibition Dr | 382 | 125 | 42 | 33 | 31 | 18 | 1 |
| TOTALS | | 3598 | 2190 | 768 | 621 | 586 | 202 | 12 |

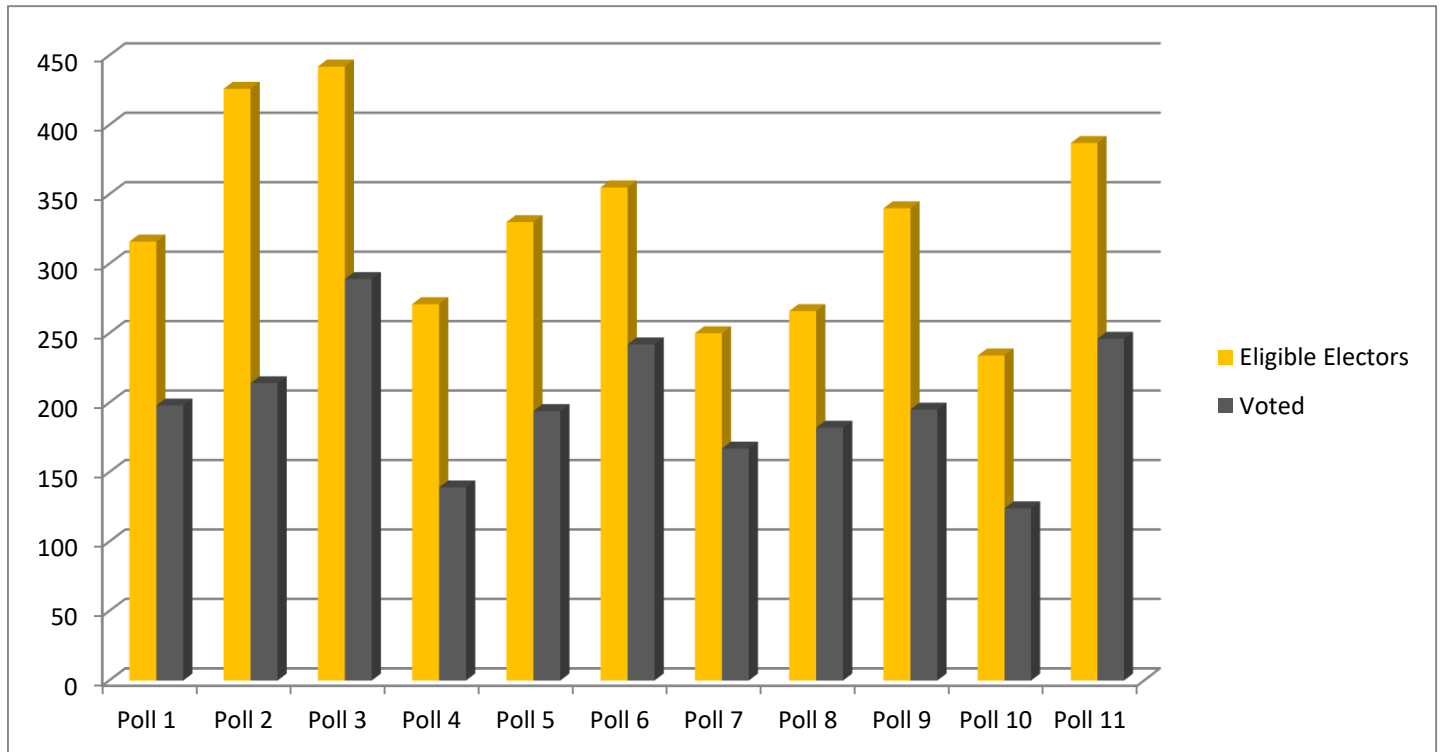
* Advance include the three day advance polls, mail in ballots, hospital polls and voting at the Office of the Returning Officer
 ** Total ballots counted and total ballots cast, difference of 1 ballot. Ballot could not be accounted for.

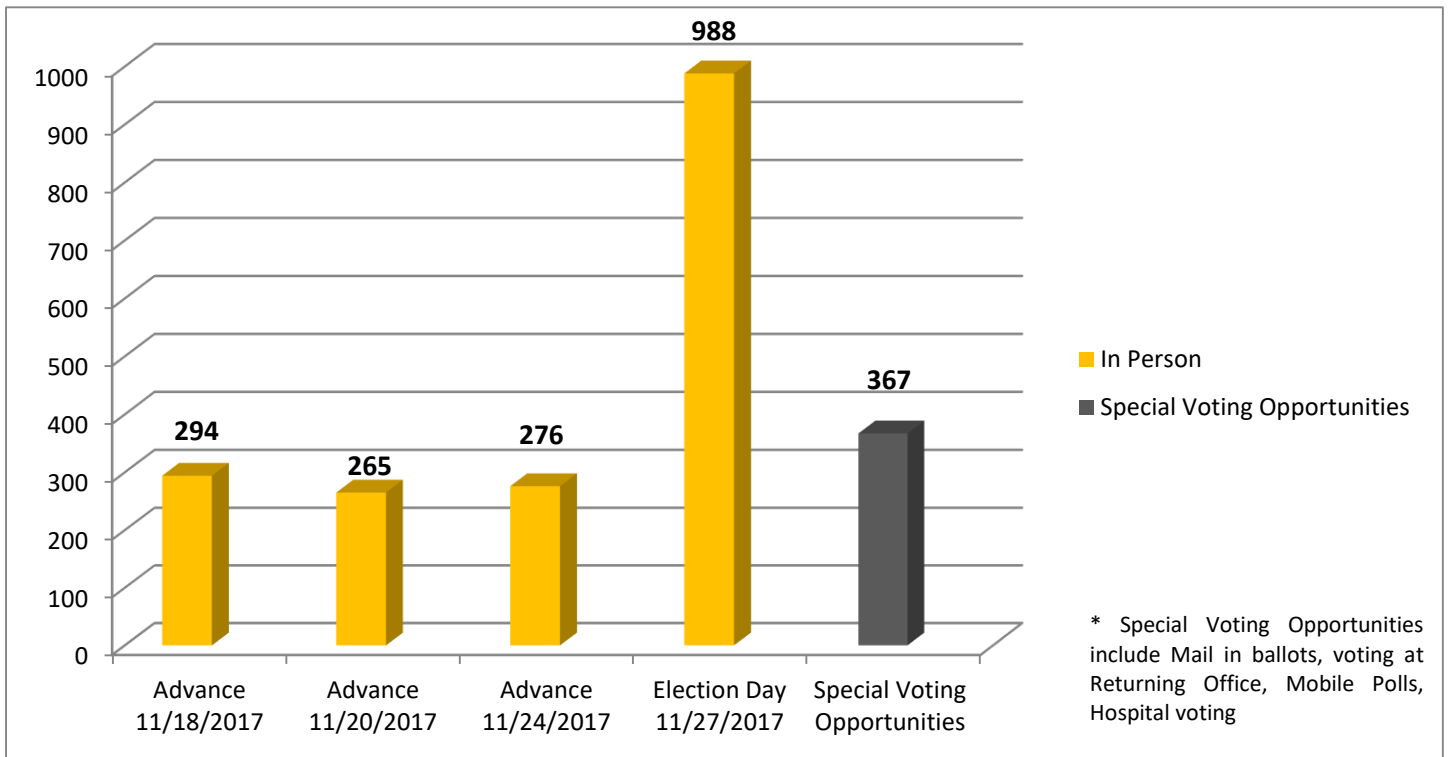
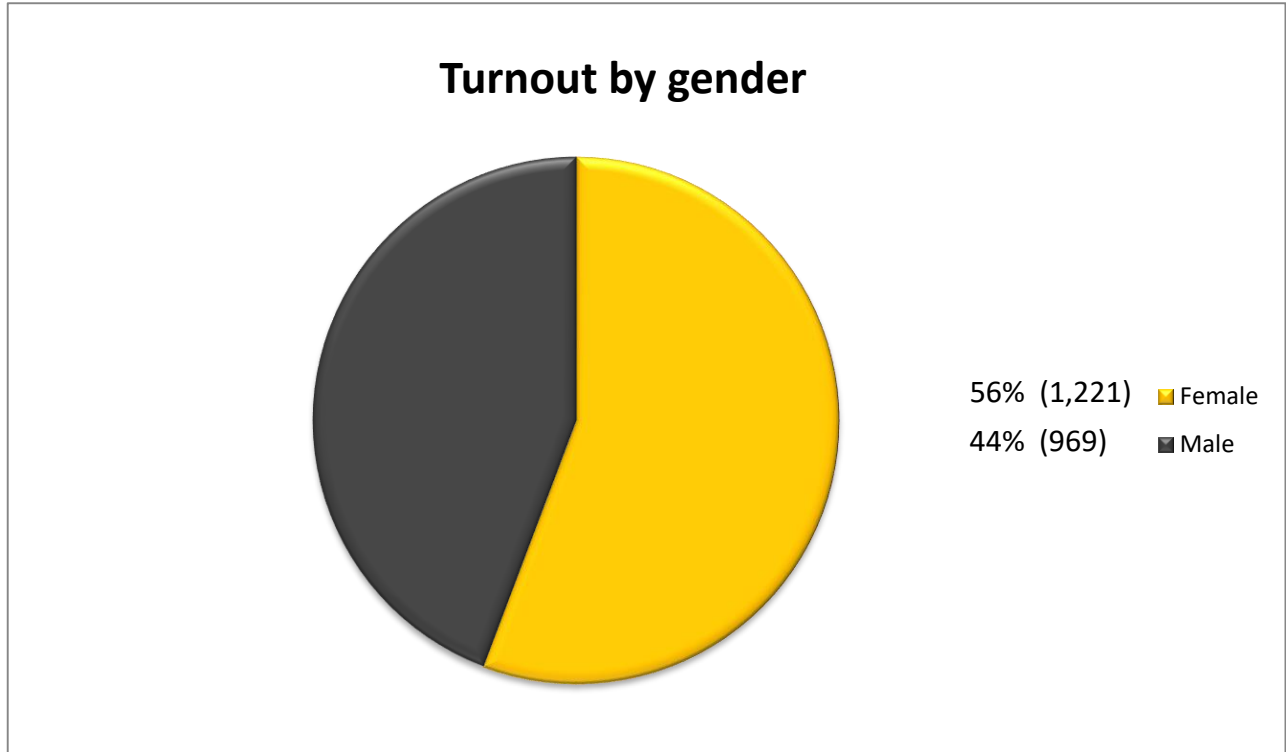
Popular Vote



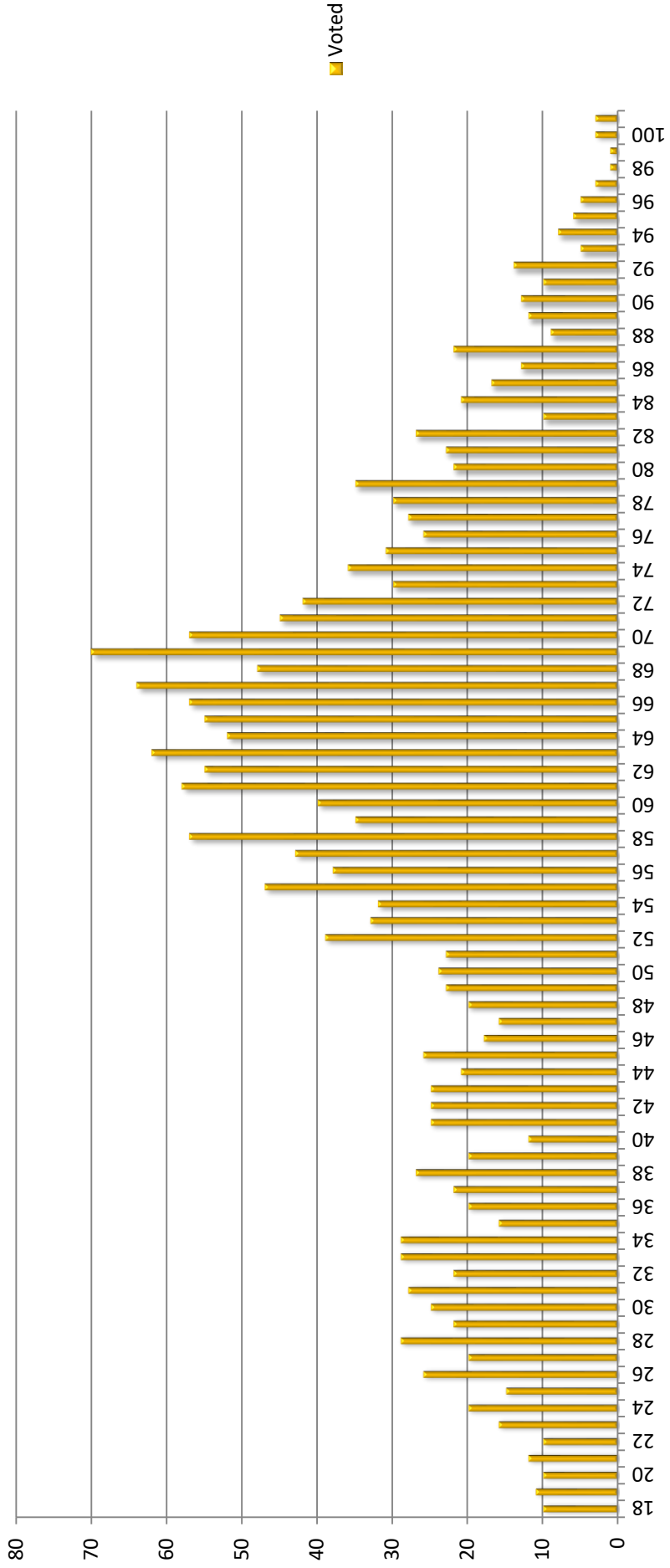
Overall Voter Turnout

| Poll | Eligible Electors | Voted | Turnout |
|------------------------------------|-------------------|--------------|---------------|
| Poll 1 - MacArthur Drive | 313 | 198 | 63.23% |
| Poll 2 - Gordon Drive | 426 | 214 | 50.23% |
| Poll 3 - Walker Drive | 441 | 289 | 65.53% |
| Poll 4 - Park Royal Crescent | 269 | 139 | 51.67% |
| Poll 5 - Lily Pond Drive | 325 | 194 | 59.69% |
| Poll 6 - Jordan Crescent | 355 | 242 | 68.17% |
| Poll 7 - Upper Prince Street | 249 | 167 | 67.07% |
| Poll 8 - Birchwood Street | 265 | 182 | 68.68% |
| Poll 9 - Upper Hillsborough Street | 339 | 195 | 57.52% |
| Poll 10 - Granville Street | 234 | 124 | 52.99% |
| Poll 11 - Exhibition Drive | 382 | 246 | 64.40% |
| Total | 3,598 | 2,190 | 60.83% |








Voted by age




Candidate/Party Expenses and Reimbursement

|  | Eligible Electors | # of Votes | % | Advertising | Office | Wages | Other | Total | Max Spending Limit | Re-imbursment | |
|---|-------------------|------------|-----|-------------|------------|-----------|-----------|-------------|--------------------|---------------|---------|
| Candidate | BELL, Hannah | 3,617 | 768 | 35.3 | \$1,899.07 | \$1791.53 | \$4075.00 | \$534.71 | \$8,300.31 | \$9,548.88 | \$3,000 |
| Green Party of PEI | | 3,617 | | \$6326.96 | | \$3075.00 | \$606.10 | \$10,008.06 | \$32,770.02 | | |

|  | Eligible Electors | # of Votes | % | Advertising | Office | Wages | Other | Total | Max Spending Limit | Re-imbursment |
|---|-------------------|------------|-----|-------------|------------|----------|----------|-------------|--------------------|---------------|
| Candidate | DOIRON, Bob | 3,617 | 621 | 28.5 | \$7,802.18 | \$479.17 | \$976.43 | \$9,257.78 | \$9,548.88 | \$3,000 |
| Liberal Party of PEI | | 3,617 | | \$26,616.67 | | | | \$26,616.67 | \$32,770.02 | |

|  | Eligible Electors | # of Votes | % | Advertising | Office | Wages | Other | Total | Max Spending Limit | Re-imbursment |
|---|-------------------|------------|-----|-------------|--------|-------|-------|-------|--------------------|---------------|
| Candidate | REDMOND, Mike | 3,617 | 202 | 9.3 | | | | | \$9,548.88 | --- |
| NDP of PEI | | 3,617 | | | | | | | \$32,770.02 | |

At the time this document was tabled, the NDP had not correctly submitted their required full financial report. Elections PEI has been in contact with the NDP and is working with them as to the requirements for financial reporting as per the *Election Expenses Act*.

|  | Eligible Electors | # of Votes | % | Advertising | Office | Wages | Other | Total | Max Spending Limit | Re-imbursment |
|---|-------------------|------------|-----|-------------|------------|------------|-------|-------------|--------------------|---------------|
| Candidate | HILTON, Melissa | 3,617 | 586 | 26.9 | \$6,461.61 | \$2,907.49 | | \$9,369.10 | \$9,548.88 | \$3,000 |
| PC Party of PEI | | 3,617 | | \$10,017.44 | | | | \$10,017.44 | \$32,770.02 | |

Advertising - all forms of advertising including signs, radio, tv, social media and news print **Office** - all office related expenses; rent, telephone, meeting space, hospitality
 Maximum spending limit based on \$2.64 per elector for Candidates and \$9.06 per elector for Parties (Section 18(2) Election Expense Act).
 Reimbursement based on candidate having 15% or more of the popular vote. Subject to a minimum of \$1500 and maximum of \$3000. As filed with Elections PEI April 12, 2018.
 Number of Eligible Electors used to calculate expenses and reimbursements is based on number of electors currently held in Register of Electors as of Declaration Day December 13, 2017, which was 3,617.

By-Election District 11 Charlottetown- Parkdale
Elections PEI expenses

| | |
|-----------------------|-------------|
| Administration | \$6,700.00 |
| Postage | \$2,380.00 |
| Equipment | \$0 |
| Material & Supplies | \$139 |
| Document Printing | \$5,329.00 |
| Advertising | \$838.00 |
| Professional Services | \$18,996.00 |
| Salaries | \$19,422.00 |
| Travel | \$753.00 |

| | |
|--------------|--------------------|
| Total | \$54,557.00 |
|--------------|--------------------|

| | |
|--------------------------------|----------------|
| Candidate Reimbursement | \$9,000 |
|--------------------------------|----------------|

| | |
|-------------------------------|--------------------|
| Total Election Expense | \$63,557.00 |
|-------------------------------|--------------------|

| | |
|---|------|
| Total number of registered voters on Ordinary Polling Day | 3598 |
|---|------|

| | |
|----------------------------------|----------------|
| Cost per registered voter | \$17.66 |
|----------------------------------|----------------|



160 - 176 Great George Street, Charlottetown, PE C1A 4K9
902-368-5895 Toll Free: 1-888-234-8683 (VOTE) Fax: 902-368-6500
electionspei.ca