

This is Louie the Ladybird. She will help you along the way and guide you through the process.

HAVE FUN!

You will always find leaves on trees apart from during the autumn and winter when leaves fall off the trees. Different leaves have different patterns and colours.

How to get there...

From Churchend school turn left onto Usk Road. After you have done that, turn left onto the Meadway. When you are at the traffic lights turn right onto Dee Road. The next step is walk past English Martys School and go a bit further. When you are at that point you will find the entrance on your left.



By Kabinesh, Aarav, Aahaan, Anya,
Elyssa, Diya, Millie.

Lousehill Copse

Take a family walk

Footsteps creaking

Trees rustling











Birds chirping

Water splashing



Activities

Tick the boxes if you have found the leaf or bird then add up your points at the end of your trip.

 <p>Oak</p>	<input type="checkbox"/>	 <p>50pts</p>
 <p>Fungi</p>	<input type="checkbox"/>	 <p>200pts</p>
 <p>Robin</p>	<input type="checkbox"/>	 <p>100pts</p>
 <p>Magpie</p>	<input type="checkbox"/>	 <p>300pts</p>
 <p>Great tit</p>	<input type="checkbox"/>	 <p>500pts</p>

Map



Key:

-  = Lake
-  = Stream
-  = Flowers
-  = Danger
-  = Path
-  = Tree

Are you sick of being bored?!

Well here is a solution. Take a fantastic walk in Lousehill Copse. Take pictures of animals, plants and birds.

