

Thus humidity must be considered in conjunction with the temperature prevailing at kick-off time, in order to be able to estimate the total stress on players.

The map shows the average values for humidity in Mexico, emphasising that

humidity decreases with altitude even though temperatures remain the same.

This provides even more material to be taken into account when discussing the problem of dehydration, and makes a solution even more of a challenge.

Other Environmental Factors Affecting Performance

The World Youth Championship in Mexico took place in densely-populated areas, as shown on the following map.

It is by no means typical of Mexico that densely-populated areas are also areas of heavy air pollution.

Concern has already been expressed about the construction of stadiums from the point of view of temperature and the possible formation of heat-traps, and this consideration becomes of even greater importance in densely-populated areas.

Air pollution increases with the CO₂ content and this leads to a simultaneous reduction in the amount of O₂ in the air.

In conjunction with the other factors mentioned this condition must be regarded as a limitation on performance.

In the 1982 World Cup report the conditions in the Calderon Stadium in Madrid were specially considered.

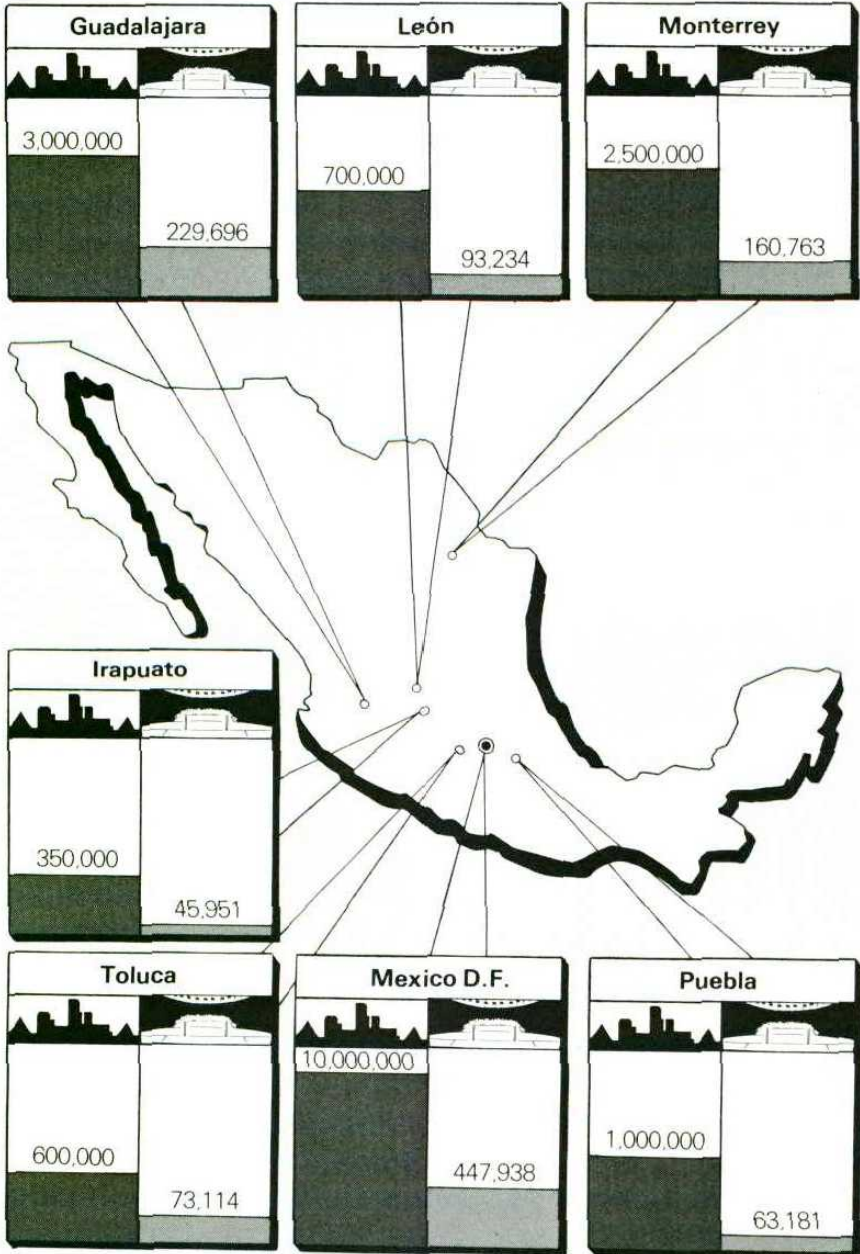
The external conditions there (stadium construction, kick-off time, temperature and altitude) cast a different light on the results.

Similar consideration also apply to many of the games played during the World Youth Championship in Mexico.

Two examples illustrate the possible adverse effects:

There is a large steel works in the immediate vicinity of the stadium in Monterrey. If this is in operation before or during a game, then the importance to be attached to air pollution as a performance-limiting factor increases significantly. *It is left to the reader to imagine the relationships between the degree of air pollution, temperature, kick-off time and humidity.*

This diagram shows total population per venue and capacity of stadia at venues of World Youth Championship in Mexico.



Also, in densely-populated regions the traffic density is high, usually reaching a maximum at the end of the working day.

This leads — particularly in Mexico City — to additional air pollution, the normal big city level being exceeded at these times.

If the evening «rush hour» coincides with kick-off time, then this factor alone has a multiplicative effect on performance deterioration.

In the case of Mexico City then, the problems of temperature, stadium construction and altitude are of primary importance, in Monterrey humidity.

The only point of these observations is that in future planning, kick-off times and office-closing times should also be considered.

For clarity's sake, population and industrial densities are presented on the following map.

The Possible Effects of Travel on Tournament Performance

It was mentioned in an earlier chapter that people today have become more adaptable, compared to those participating in the Olympics or World Cups of 15 and 13 years ago.

Jet travel or local journeys in aircondi-

tioned buses are regarded today as being much less fatiguing.

However, the problem of travel should not be regarded as a single entity, but requires a more complex approach.

Travelling to Mexico was particularly important because of acclimatisation.



China PR	19.5.	Uruguay	29.5.
Korea Rep.	17.5.	Australia	29.5.
Ivory Coast	10.5.	Austria	31.5.
Nigeria	23.5.	CSSR	28.5.
Mexico	—	Netherlands	26.5.
USA	31.5.	Poland	28.5.
Argentina	20.5.	Scotland	31.5. (24.5. to USA)
Brazil	22.5.	USSR	28.5.

1. Arrival

The extreme conditions in Mexico made pre-planning necessary for all teams.

Evaluation of a questionnaire sent to the teams shows arrivals between 3 weeks and 3 days before the start.

There is certainly a justifiable reason for *each of these periods, but hindsight* would now cause some of the teams to come to other conclusions.

The questionnaire about arrival dates shows a spread from a 3-week "in site" *adjustment period* (Ivory Coast and PR China) to arrivals 3 days before the first match (Austria and USSR).

Background information on this subject is either lacking or insufficient, so that no *general conclusions can be reached*. Accommodation in Mexico was entirely in hotels, but this fact alone does mean that conditions were arranged which were always favourable.

The evaluation of the suitability of accommodation during World Youth Championships cannot and should not be judged just on the quality of the rooms, service and cooking.

Travel During the Competition

From the sporting point of view other considerations take priority: relaxation after games and training.

This all the more important when the environmental conditions are extreme. On free days players should have a chance to recharge their batteries.

For this reason hotels located outside the populated areas are preferable to those in the city.

Training facilities should be available in the immediate vicinity of the hotels.


However, this requirement is opposed by reality, since both hotels and stadiums are often centrally located. Still, it is not likely that a 40-min trip will in any way diminish the positive effects of a successful training session.

It was seen during the 1982 World Cup, *and is in fact generally accepted*, that teams that have to travel to a new venue after a game are at a disadvantage, despite all modern conveniences. The travelling team must waste a well-earned day of rest in a bus or plane with all the problems and stress that this involves, while the opponent is recuperating. Often decisive reserves of strength can be lost in this way.

Statistics showing journeys of relatively short distances only confuse the overall picture, for the distance involved must be considered in the context of the environmental factors previously mentioned — *temperature, altitude changes, humidity, hotel changes* etc.

The following section provides an analysis of these team-specific factors.

	km	304	244	572	758	699	554
Guadalajara			60	443	791	570	445
Irapuato				383	731	510	385
León					949	127	64
Mexico D.F.						1076	931
Monterrey							191
Puebla							
Toluca							



Travel during a tournament involved additional strain: distances in kilometres between the venues are shown in this diagram.

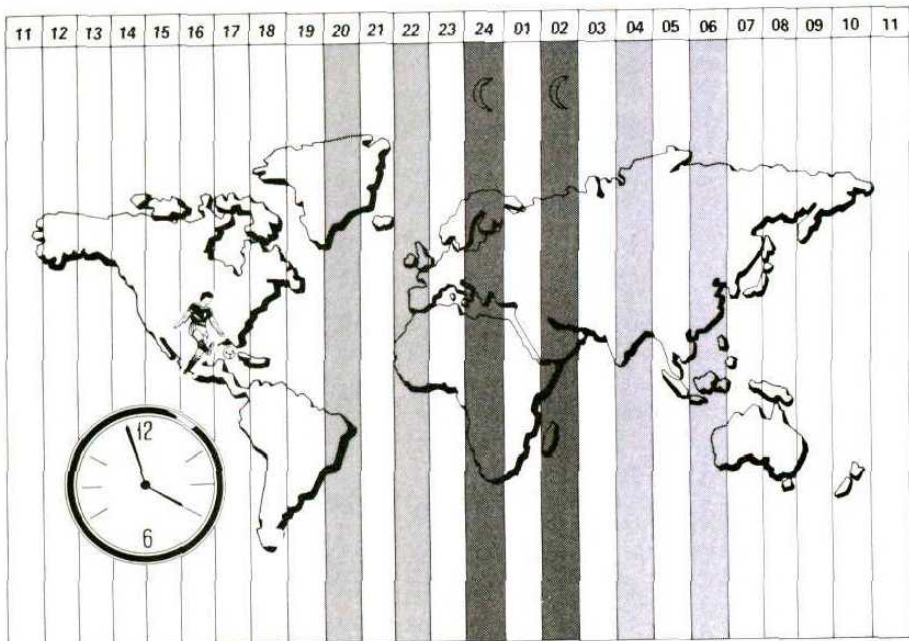
A possible solution for the future would be to concentrate the teams in 4 group centres. Certain advantages would be achieved, against which the risk of a loss of public interest would have to be balanced.

To conclude this chapter, however, it

must be noted that even the best possible organisation would not be able to provide conditions equally favourable for all participating teams.

Nor will the most intensive and scientific team preparation be able to reproduce all the environmental factors.

This diagram illustrates the problems of adjustment to time.



Analysis of the Game



General Tendencies
Defence
Midfield
Attack
Stationary Ball
Physical Condition
Technique
Individual Player
General Survey

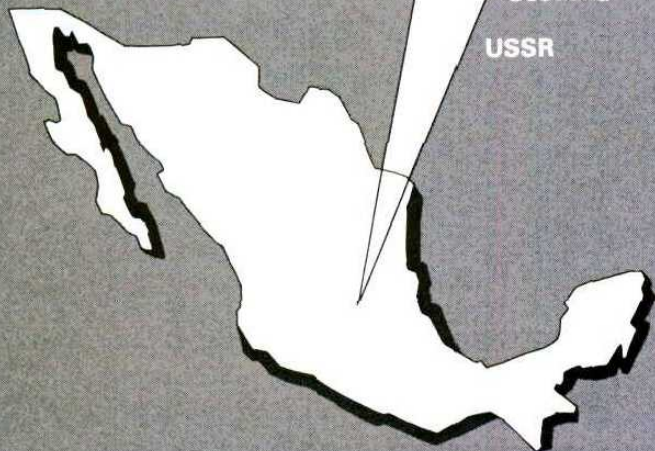
Some of the National Associations participating in Mexico already played with their national teams at 1982 World Cup in Spain: this diagram draws a parallel between youth and national teams.



ESPAÑA 82



mexico83



Argentina

Austria

Brazil

Czechoslovakia

Poland

Scotland

USSR

Analysis of the Game

It was noted with pleasure that in comparison to the previous World Youth Championship there was a further rise in the quality of play. This continues the trend noted since 1979 in Japan.

This rise in the quality of play has several causes:

1. The value of the World Youth Championships in *building up the national team* has been recognised since the 1982 World Cup (see separate chapter).
2. The World Youth Championship is *rated highly* within the *confederations* and is a *fixed item* on the continental fixture list (see separate chapter).
3. The strongly contested qualification matches result in *early talent scouting and development*. Team performances thus become more consistent and more determined (see separate chapter).
4. Expectation of a strong competition means *more intensive team preparation* (see separate chapter).
5. Another decisive factor — already mentioned — is that most players already belong to first division clubs. The high levels demanded — particularly in training — are obviously reflected in the overall standard of the World Youth Championship.

Naturally, new tactical concepts cannot be expected from a World Youth Championship. It is rather a testing ground for ideas gained from the last World Cup and an opportunity for analysing trends.

As already mentioned the trainers of the teams in Mexico were in close contact with their own national sides. It would be unrealistic to expect anything other than a parallel to the style of the national team.

As a reminder, those teams are shown here whose national sides took part in the 1982 World Cup, thus providing a directly comparative study.

For the others the general statements previously noted should apply.

Although there were no differences due to formation, certain points of similarity can be noted.

All the youth teams worked better together than many of the national teams in Spain.

The reasons for this will again be complex:

1. More time was available for building the team than in the case of the national team, where players with a regular place in a 1st division side are subjected to the extra stresses of national and international competitions.
2. The trend towards block formations already noted in the World Cup 1982 analysis was even more pronounced in the World Youth Championship; a fact leading almost directly to greater harmony within the parts of the team.
3. In preparation for the World Youth Championship coaches were able to pay more attention to the development of

team play by undertaking competitive tours and entering tournaments. During preparation the greatest emphasis was frequently on the teams's skills.

4. It also emerged that juniors are more «coachable», their style not yet being moulded to a fixed pattern. It was also observed that the players showed more initiative and greater willingness to take risks.

It is exactly these last two qualities that enliven the game, making it less predictable and more attractive for the spectators.

This is certainly one of the reasons for the strong public interest during the World Youth Championship in Mexico.

The educational element was very important for both coaches and players.

5. When the points mentioned above are taken into account it is not surprising that during the entire tournament the majority of teams showed a preference for an attacking style of play.

Obviously offensive football, based on attacking and having the courage to take risks and show initiative, has not yet been influenced by defensive tactics, where the only considerations are success, prestige or commercial interests.

It was pleasing to note that the good standard of the first and second rounds was maintained right through the quarter- and semi-finals into the final itself.

Poorer games in the 1/8-finals could be explained by the fact that neither team had anything left to play for.

The trend towards more compact team play (see World Cup Report 82) continued during the World Youth Championship. The same observations were made here as had been previously published.

The consequences of more compact play have already been dealt with in the chapter on "Youth Training Methods".

The tactics involved in the compact game have technical and conditioning requirements which need only to be briefly restated here:

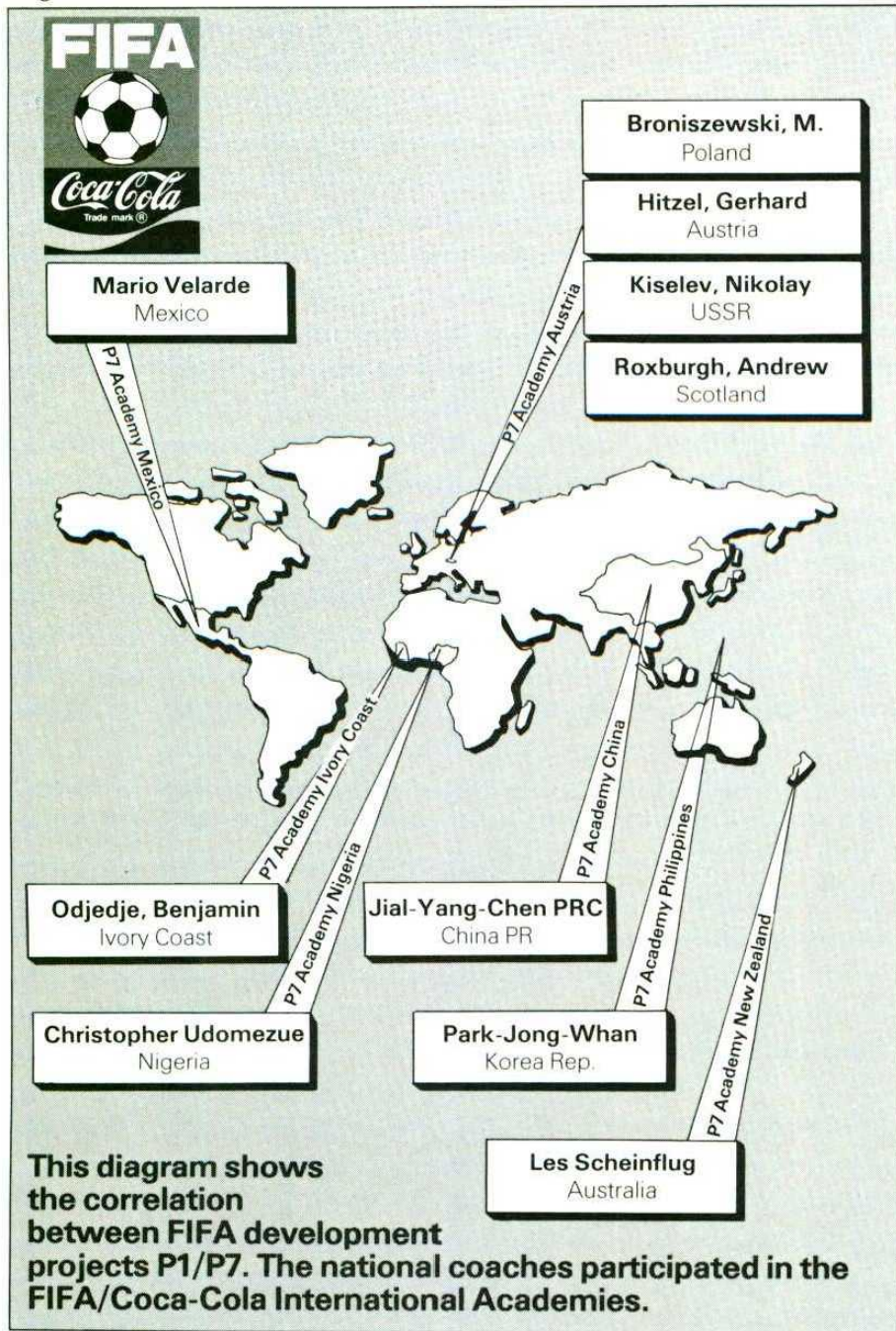
Technique

Short, quick, refined, surprising passing, plus possession in confined spaces.

Conditioning

Speed instead of pure stamina, enabling the player to "explode" away from his opponent and take advantage of open spaces.

Versatility and manoeuvrability instead of strength. (See separate chapter.)



Tactical Analysis

Mention has already been made of the tactical formations and the style of the national team, as well as of observations made during the World Cup 1982.

It is natural that the execution of tactics will not be as perfect during World Youth Championships as with national teams. Any shortcomings, however, can often be compensated for by determination and spontaneity.

1. It was clear that the majority of teams had first-class *goalkeepers*, and therefore it is difficult to select an outstanding player in this position. Only very rarely can a goalkeeper be held responsible for a team's losing a game. Here the positive aspects are dominant.

These remarks about goalkeepers underline the tendency for them to make a name for themselves during a World Cup e.g. Chanov (Russia) and Kaszmierski (Poland), to name but two.

2. In *defence* the emphasis was on disciplined play, without, as previously mentioned, the adoption of stubbornly defensive tactics.

As a safety factor a defensive player covered the zone behind the back four.

The player employed here was seen more as a defence organiser than as a starting point for attacks.

The observation was again made that the offensive role of the libero is only occasionally exercised, due to the modern, compact, mid-field arrangement.

The open spaces that used to exist between the various parts of the team — defence, mid-field, attack — are simply no longer there.

Again, it should be pointed out to young players that it requires a lot of experience — plus self-confidence and authority — to risk going forward with an attack and temporarily neglect organisational duties in defence.

In comparison to national teams there were fewer noticeably offensive defenders. Independent of statements already made, similar arguments could be produced here as were seen in the analysis of the position of the offensive libero.

The proper timing of such movements was too great a demand for most of the players.

3. *Mid-field play* was both offensively and defensively oriented. In this area the differences in formation and style were most noticeable.

The Latin Americans played compactly, i.e. both defensively and offensively oriented, while those of the European school were more position-conscious playing the traditional mid-field game.

In all direct comparisons the superiority of the Latin Americans was apparent. They were more harmonious and more supportive both in attack and defence.

The game between Argentina and Netherlands seems to confirm this rule. On the basis of their performance in Mexico the Dutch and their mid-field in this game

might well be counted in with the Latin American group. The opposite was true in the final between Brazil and Argentina, in which the Argentines, despite their compact style, came closer to a European mid-field game. Traditional mid-field play often assigns offensive and defensive functions individually and the pattern is thus not easily discerned.


This fact alone requires a lot of space

and the previously mentioned technical and tactical considerations.

During attacking play the mid-field personalities emerge and in this context four examples should be mentioned:

1. Brazil
2. Argentina
3. Mexico
4. Netherlands

Basic forms in defence: man-to-man marking with space marking sweepers



An important tactical manoeuvre has already been noted, in which an attacker drops back to escape man-to-man marking and thus opens a space up front for a mid-fielder to attack. As an example here, the young Argentinian No 10, Zarate, is selected.

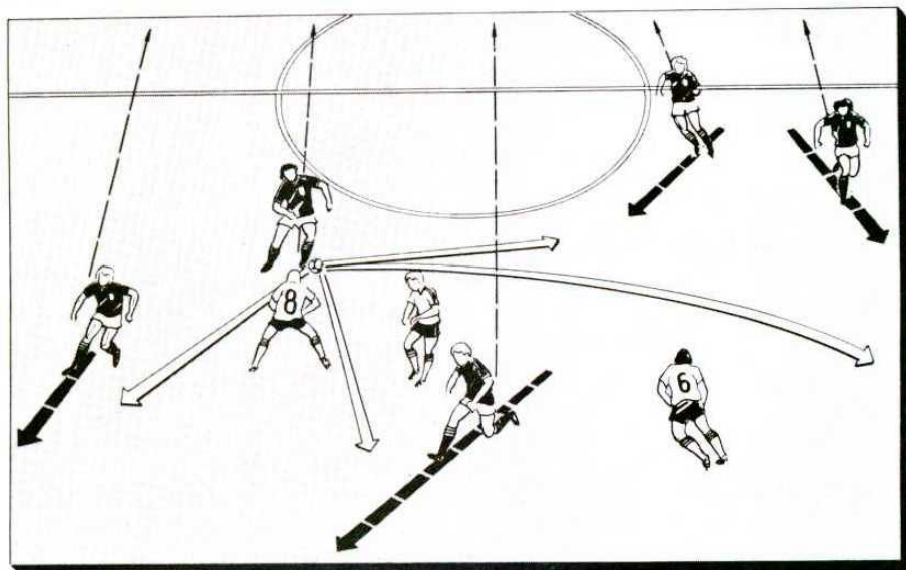
Mid-field playmakers, still to some extent evident in Japan and Australia, were almost completely absent in Mexico. This is explained by the lack of open spaces into which the ball could be played. Even a player like Vanenburg (the Netherlands) could not play the role that was expected of him on the basis of his experience with the national A-team.

The same applies to Polster (Austria) who was not able to assume the leading role expected of him within his team.

4. In the light of the above remarks, it is not therefore surprising that the most outstanding players are found in the *attack* since they are the ones who make attacking football possible, as described above.

Forwards were marked man-to-man exactly as in national teams. It should also be recorded that practically all the teams played with real wingers. This forced the opposing backs into a more defensive orientation since there was less room for them to move forward if they wanted to.

Basic forms in midfield: compact



Surprises were thus produced by the individual efforts of the wingers.

The World Youth Championship in Mexico brought to light a wealth of talented forwards.

But the transition from youth to international level requires a significant adjustment—especially for forwards.


A selection of the most talented players could include the following names (diagram 54, page 143).

Mention has already been made of the connection between the greater influence of coaches and the general level of play, but to end the technical/tactical analysis a look will be taken at "set-piece" situations.



Even during the World Cup in Mexico a number of well-planned variations were seen often leading to a successful conclusion.

The following situations are presented as examples.

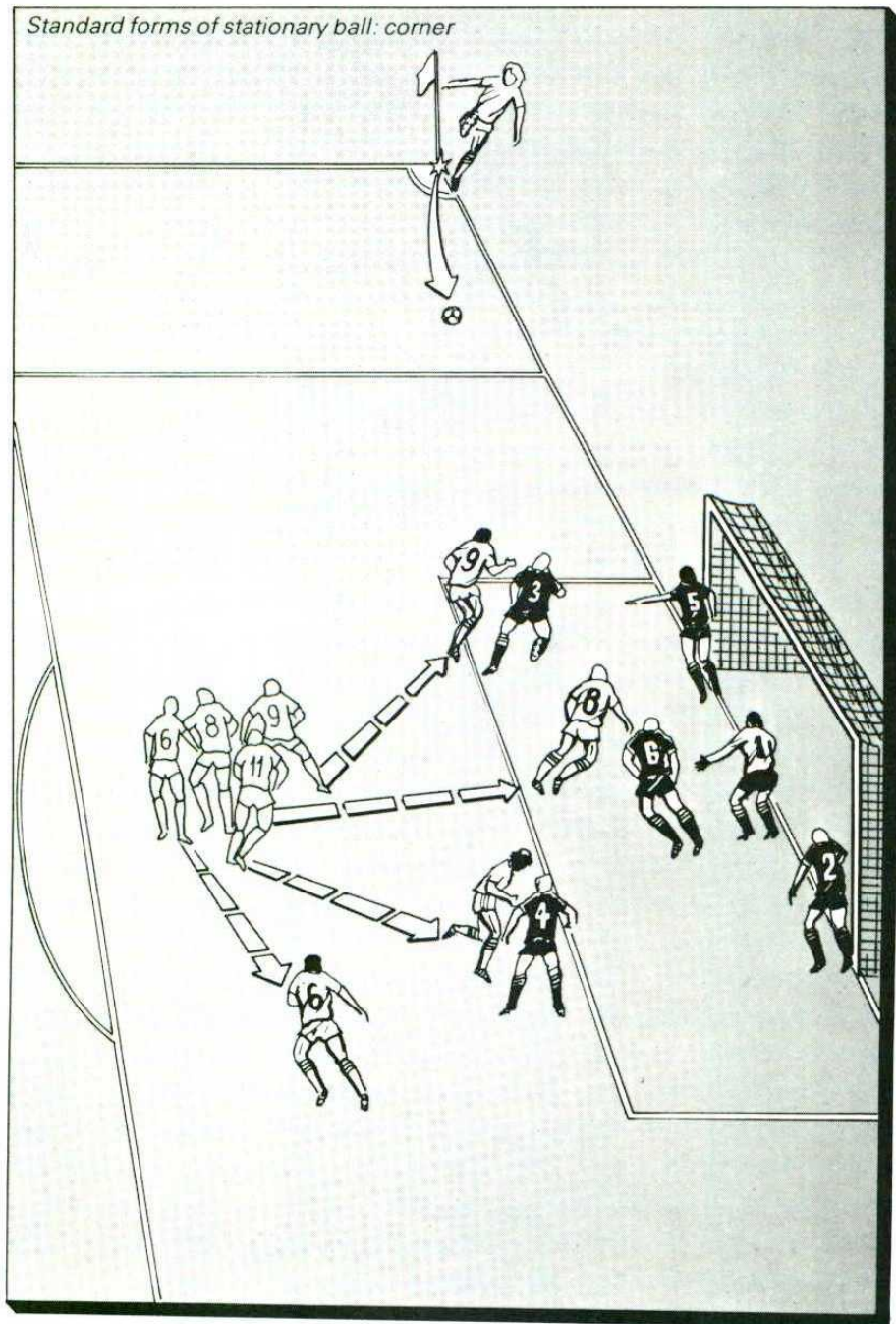
Basic forms in attack: wing play



Some standard forms with stationary ball: free-kick



Standard forms of stationary ball: corner



Technical Analysis

Condition

In their efforts to make the *Technical Analysis* even more valuable and to present their impressions of the standard of play in a more detailed manner, the members of the Technical Study Group awarded precise marks to every team for condition and technique, since these two factors are often key elements in a team's performance.

The previous practice of evaluating a team's attributes in a subjective and undefined manner was replaced by a marking system running from "very good" down to "poor".

2 = very good

4 = good

6 = satisfactory

8 = poor

As the following tables show, this method of evaluation produced surprising results, which, however unlikely this may appear, accurately reflected the actual outcome of the World Youth Championship.

Method

During each round the teams were awarded points based on the above scale. Dividing the total number of points by the number of games played produced the average per game.

As a team progressed from one round to the next its points total increased but this was then divided by the new total number of games played.

Thus it was possible to compare performances in the different rounds, and to

compare the final results of the points analysis with the team's actual success in the tournament.

The same system was used to evaluate the technical level and the results were presented in similar form.

Without losing sight of the importance of the collective effort, it is recognised that a team's performance is largely governed by the sum of the qualities of its individual players, so the final collective values for condition and technique were multiplied by the number of outstanding personalities on the team.

Members of the Technical Study Group were instructed to single out those players who, in their opinion, had a decisive influence on their team's performance.

**Remarks on the Fitness of Teams Eliminated in the 1/8-Finals:
(Group games)****Group 1***Mexico / Australia*

In this group in particular, the qualifying games were hotly contested, as all observers will certainly remember. Despite relatively high levels of fitness, superior in some cases to those of teams that did qualify for the quarter-finals, both Mexico and Australia were eliminated. The reasons for this must be sought in other, less obvious aspects of their performance.


awarded clearly show the superiority of the other two teams which did qualify for the next round.

The poor ratings earned are all the more surprising in view of the fact that the Ivory Coast had a relatively long adjustment period in Mexico and the USA had been to a special high altitude training camp in Colorado, as a direct preparation for the altitude in Mexico.

Group 2*Ivory Coast/USA*

Comparison of the fitness points

In this case the skills and experience of the Polish and Uruguayan team were the telling factors.



Group 3

In group 3, in which Austria and PR China were eliminated, there is a parallel to group 2. Both teams, Austria and PR China, had at least on paper very well-planned preparations, with early arrival (PR China) and altitude training (Austria).

Their opponents Argentina and Czechoslovakia, who it should be noted achieved approximately the same fitness ratings, had better individual play-ers plus greater experience.

Group 4

In group 4 it was indeed the fitter teams

that qualified. Nigeria were knocked out, though their excellent preparation (altitude, arrival) paid off, above all in the first game. Their success over the Russians was a warning for their other two opponents, and despite consistent performances in regard to fitness, they could not manage another victory.

What is remarkable here is the poor fitness rating of the USSR. It appears that a number of factors coincided to produce this decrease in fitness (late arrival, demoralisation after the defeat by Nigeria, environmental conditions, such as humidity and smog).

Remarks on the Fitness of Teams Eliminated in the Quarter-Finals

Scotland

Although their fitness was one of the factors that gave Scotland the edge over their opponents in the group games, the team literally ran out of steam in the quarter-final game against Korea Rep.

To throw some light on this occurrence, it should be added that it was clear right from the first game, that, despite attempts at acclimatisation (in Colorado, USA), the players were suffering under the Mexican conditions.

Some of the players had obviously not recovered physically from the strains of the professional league and the European cup competitions, and thus were unable to make use of their undoubted skills.

The Polish team, however, demonstrated greater fitness than in the first round, this being all the more effective since their collective style of play economised on energy under the difficult tournament and environmental conditions.

Czechoslovakia

Despite losing to the Brazilians, the Czechs showed themselves to be as fit as their opponents. The ratings the team obtained reflected their scientific preparation, their performance from the fitness angle being even better than in the previous round.

Without doubt their failure to reach the semi-finals must be attributed to other aspects of the game (skills and a greater number of outstanding players).

Uruguay

All the other technical qualities of the South Americans were not sufficient to compensate for their failing strength.

This observation is all the more valid since their quarter-final opponent, Korea

Rep., not only demonstrated better skills but also greater fitness than in the previous round.

Doubts about the Uruguayans' condition had been shown in the last group game against the Ivory Coast, and a let-up in their tactical concentration was noticed.

Netherlands

The Dutch position is much the same as that of Czechoslovakia. In regard to fitness there was little to choose between them and their opponents, Argentina. In this quarter-final game the complexities of football were illustrated. When two teams are equal in terms of tactics/technique and fitness, situations develop in the course of the game in which the factors analysed here become unimportant, and other attributes tip the scales one way or the other.

Remarks on the Fitness of the Losing Teams in the Semi-Finals and Final

Korea Rep. went down against Brazil, despite absolutely equal fitness ratings. Once again other factors play the decisive role, and these cannot be itemised here.

In the second semi-final, Argentina were able to show an improvement, while the Poles were not able to raise their standard as they had done in the quarter-final.

Their better physical performance in the semi-finals made Korea Rep. favourite to win against Poland in the play-off for third place. However, it was interesting to observe that the individual style of the Korean players was less economical than the more collective team play of the Poles.

This rational style showed its effect most clearly in the greater concentration in exploiting goal-scoring opportunities.

Looked at this way it is not paradoxical to assert that fitness alone will not win games.

A lesson for the Korean side especially.

In the final itself, both teams not only maintained the fitness levels shown in earlier rounds but were to some extent able to improve on this.

As the game progressed however, it became clear that the more rational style of the Brazilians seemed to be giving them an advantage.

In comparison to Argentina the most striking features of the Brazilians' play were their zone marking, their better control of the rhythm of the game and their overall technical ability.

These technical skills of the Brazilians, plus their excellent physical preparation, resulted in an average rating of 3.3 for the whole tournament. Only one team obtained a higher rating — Korea Rep. with 3.1. Korea's 4th place, and their difficult games in the preliminary and intermediate rounds were among the highlights of the World Youth Championship. This performance earned Korea Rep. the respect of the other participating teams.

Team	Match 1-3	1/4 Final	1/2 Final	3rd Place	Final
Australia	11:3 3.6				
Korea Rep.	13	+3	+2	+1	19:6 = 3.1
Mexico	10:3 3.3				
Scotland	11	+6			17:4 = 4.2
Ivory Coast	16:3 5.3				
Poland	13	+5	+6	+4	28:6 = 4.6
Uruguay	14	+3			17:4 = 4.2
USA	16:3 5.3				
Argentina	14	+3	+4		+2 23:6 = 3.8
Austria	15:3 5.0				
China PR	14:3 4.6				
Czechoslovakia	11	+4			15:4 = 3.7
Brazil	12	+4	+2		+2 20:6 = 3.3
Netherlands	12	+4			16:4 = 4.0
Nigeria	13:3 4.3				
USSR	15:3 5.0				

Physical fitness of teams in marke — overall presenting

Technique

Statistical Evaluation of the Technical Level of Teams Eliminated in the Preliminary Round

Group 1

Mexico/Australia

The previous evaluation of the level of conditioning pointed out the evenness within this group. The same proved true of their technical abilities.

It is certainly true that the standard of play was the highest in this group and no

team was lacking in this respect. All the games were exciting and entertaining for the spectators.

Group 2

Once again the experts' evaluation of the technical level contains a clear message. The difference in ratings between the teams qualifying and those eliminated is all too obvious. The undoubted technical abilities of these teams could not be fully utilised because of deficiencies in their physical condition.



Group 3

In comparison to group 2 the situation here is different. The teams eliminated were rated technically just as high as those that qualified. However, in comparison to the other groups the general technical level was below that of the group winners and runners-up.

Group 4

Eliminated: USSR and Nigeria
Once again the performance of the Nigerian team deserves special mention. Compared to the Russians, they managed to match the technical level of the

top teams in the group, in fact surpassing these to some extent in individual skills, even though the group winners were Brazil.

The Russians were technically disappointing, for all their skills were demonstrated at only a relatively slow pace. Because of this lack of *speed* none of their technical refinements could decisively influence a game.

The Netherlands and Brazil offered a better combination of skills and condition which proved decisive, particularly because of the speed element.

Remarks on the Technical Level of Teams Eliminated in the Quarter-Finals

As a preface to this section it should be noted that all the quarter-final games were of a consistently high standard. The observation is confirmed by the statistical ratings.

Generally speaking, the teams that were eliminated were those with fewer outstanding players, technique and fitness being approximately equal all round.

This point will be referred to again later.

It is particularly worthwhile to study the performance of the Korean team, which demonstrated skills of a very high order. They were later defeated by Brazil in the semi-final, because of a lack of outstanding individual players, and by Poland in the play-off for third place because of their failure to make use of their goal-scoring opportunities, a consequence of their decrease in mental concentration.

Remarks on the Technical Level of the Semi-Finals and Final

The semi-final between Brazil and Korea Rep. deserves special mention. It was probably the most skillful game in the whole tournament.

In the second semi-final the two teams differed considerably in technical ability. In this situation the players were not able to demonstrate their skills so brilliantly.

In the play-off for third place the individual skills of the Koreans were no match for the more homogeneous team perfor-

mance of the Poles, whose game was characterised by longer passes, greater determination and above all by better finishing.

In the final the two teams were once again of different technical standard. Although the talent was available on both sides, the Brazilians used theirs more for brilliant individual efforts, while the Argentinians employed their skills more in collective play.

Team	Match 1-3	¼ Final	½ Final	3 rd Place	Final
Australia	12:3 4.0				
Korea Rep.	11	+2	+3	+5	21:6 = 3.5
Mexico	11:3 3.6				
Scotland	11	+4	15:4 = 3.7		
Ivory Coast	16:3 5.3				
Poland	12	+4	+5	+4	25:6 = 4.1
Uruguay	13	+2	15:4 = 3.7		
USA	16:3 5.3				
Argentina	14	+4	+4		+3 25:6 = 4.1
Austria	14:3 4.6				
China PR	13:3 4.3				
Czechoslovakia	14	+5	19:4 = 4.7		
Brazil	14	+4	+3		+3 24:6 = 4.0
Netherlands	16	+5	21:4 = 5.2		
Nigeria	13:3 4.1				
USSR	16:3 5.3				

Marks on teams' technique

The Outstanding Players

An analysis of the games in terms of outstanding players shows that next to fitness and technique the quality of the individual players is the decisive factor.

Eighth-Finals

Those teams that went out in the preliminary round did not have more than three outstanding players in their ranks, although PR China with four and Nigeria with five were exceptions to this rule. However, it must be added that, exceptional though these players were, their lack of international experience largely prevented them from being able to stamp their mark on their team's play.

In this respect the Russian and Austrian teams were disappointing, particularly since most of their players belong to first division teams in their home countries.

Quarter-Finals

Even the teams eliminated at this stage had an average of five outstanding players in their sides, which explains the high standard of these matches. However, this was not sufficient, since the successful teams here had an average of six outstanding players on the field.

Semi-Finals

There the more homogeneous and better-balanced teams, averaging seven outstanding players each, came out on top.

Both in the final itself and in the play-off for third place all the teams were able to raise their games once again and averaged no less than eight outstanding performers per team.

Regarded from this angle, team performances became more homogeneous as the tournament progressed.

EN EL DEPORTE

CA



The following graphical presentation shows the evaluation of the ratings given. The raised figures indicate the individual players who were selected on more than one occasion.

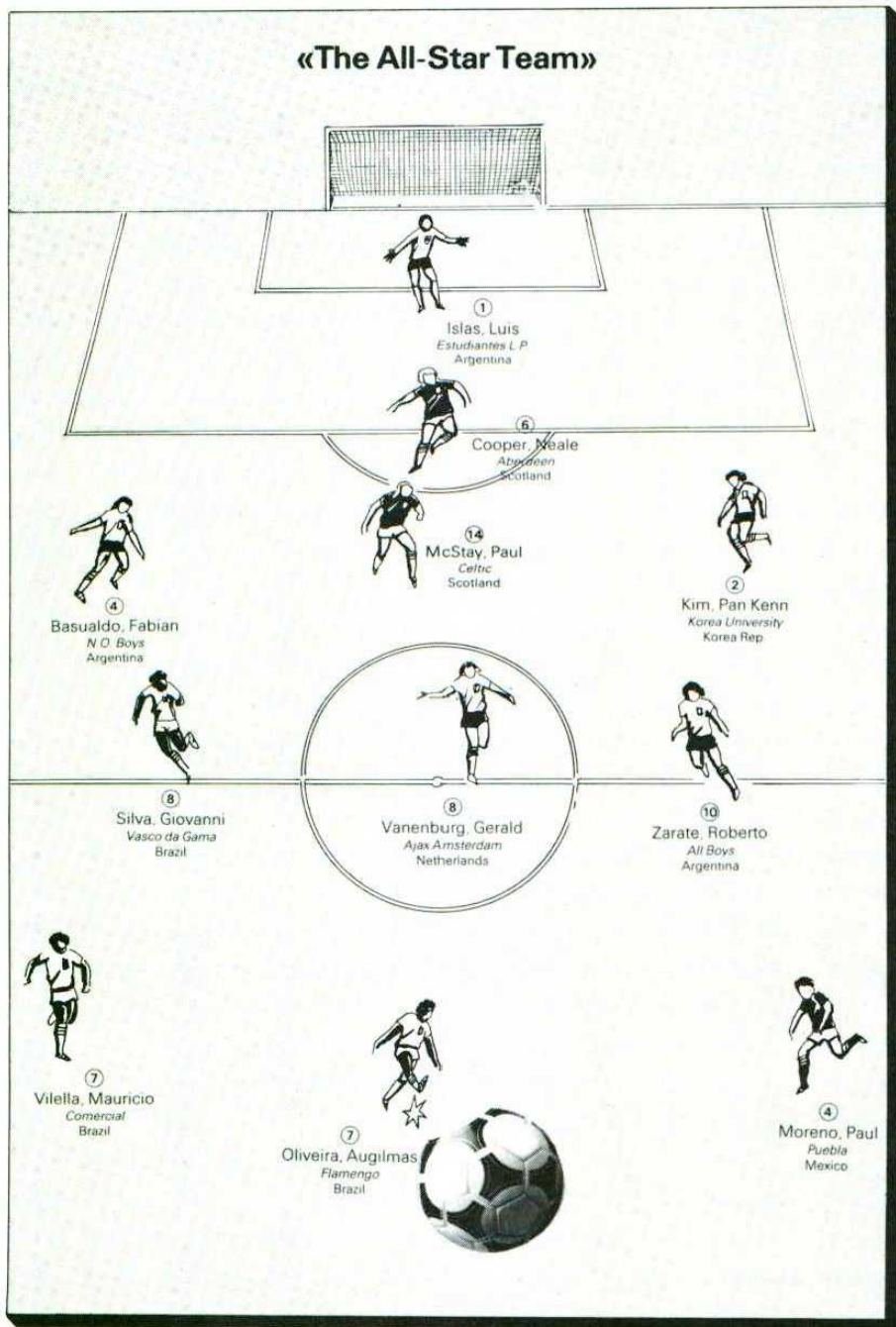
When comparing the last four teams, it is readily apparent that Brazil and Argentina, the finalists, had a greater wealth of outstanding individual players than did Poland, who finished third.

This can clearly be traced back to the fact that the Poles' success was due to a collective effort, whereas Brazil, Argentina and Korea Rep. had won through to the finals more on the strength of their individual brilliant players. Thus it is not surprising to find the very best players of the tournament in these three teams. The following table lists once again the outstanding individual players of the 1983 World Youth Championship in Mexico.

Outstanding individual players in teams of World Youth Championship. The number indicates the player, the exponent indicates repetition of his mention.

Team	Match 1-3	¼ Final	½ Final	3 rd Place	Final
Australia	9, 8 ² , 18 ² 3				
Korea Rep.	5, 4 ² , 17, 9, 10, 2	4 ³ , 5 ² , 10 ²	7, 10 ³ , 9 ³		7
Mexico	6 ³ , 11 ² , 2 ² 3				
Scotland	1, 6 ² , 14 ² , 4	7, 14 ³ , 4 ² 5			
Ivory Coast	2				
Poland		11, 9, 1	16, 10	14	6
Uruguay	14 ² , 9, 5, 11	11 ² , 4 5			
USA	16 ² , 1 2				
Argentina	10 ³ , 7 ² , 8, 17	10 ⁴ , 3, 4	10 ⁶ , 4 ² , 8 ²		10 ⁶ , 7 ³ , 2 7
Austria					0
China PR	15, 1, 6, 7 4				
Czechoslovakia	14 ² , 7	8 3			
Brazil	16 ² , 7, 1, 17, 8, 10	8 ² , 16 ³ , 7 ²	8 ³ , 7 ³ , 11		8 ⁴ , 11 ² , 9, 7 ⁴ 8
Netherlands	13 ³ , 8, 3	8 ² , 9, 1 5			
Nigeria	10, 11, 12, 1, 9 5				
USSR	6, 13 2				

«The All-Star Team»



Overall Surveys

The following table summarises the evaluations given to the different teams for condition, technique and number of outstanding players.

The table effectively confirms the results that the teams in fact obtained on the pitch.

Group 1

Condition and technical evaluations were relatively even here. Scotland and Korea Rep. deservedly winning through against stiff opposition with Korea eventually going furthest.

The decisive element seems to have been the greater number of players capable of turning a game.

It is interesting to note that the Koreans, after some hard qualifying matches, were able to maintain their form and could quite justifiably be regarded as the best team from this group.

Group 2

It has already been mentioned that this group was less even and so the two qualifying teams had an easier passage.

The clear differences in the condition and technical ratings makes this superiority even more apparent.

A remarkable feature is the round-to-round improvement shown by the Polish team.

A closer analysis, however, indicates that this was an improvement of the whole team and that their performance

was not dependent on just a few top players.

Group 3

In this group too, the message to be read from the condition ratings is very clear, especially in the cases of the two eliminated teams, while Argentina, the group winners, stand alone as far as technique goes. Looking at the number of outstanding players removes any doubt that Argentina was a worthy group winner and eventual finalist.

Group 4

The separate ratings for this group have already been dealt with. The summary shows the clear superiority of the Brazilians in all respects, while the Netherlands not only had a plus over Nigeria in terms of fitness, but were probably given the decisive edge by the greater experience of their individual players.

The order produced by this new evaluation system produces a striking confirmation of the actual match results.

Brazil (58.4 Points)

Worthy World Champions thanks to their excellent condition and technique, plus the greatest number of outstanding players.

Argentina (55.3 Points)

Silver medallists; despite good condition not quite equal to their final opponents in technique, nor in the number of outstanding players.

Poland (52.2 Points)

Third place, largely due to the whole

team's improvement from round to round, as already mentioned. The dominating factor here was the level of collective team play.

Korea Rep. (46,2 Points)

Fourth place—by no means surprising if the ratings are studied. The team was almost able to match the Brazilians in all respects. However, the excellent individual players were not so successful at integrating themselves into a homogeneous team effort. This observation applies both to the semi-final defeat against Brazil and the play-off for third place against Poland. Their opponents' greater international experience appeared to be the telling factor in every game.

The Netherlands (46,0 Points)

The total of 46,0 points confirms the impression that the team made on the field. The defeat by Argentina was extremely close, and this game can well be regarded as the best of all the quarter-finals. After a very even game the Dutch lost by a whisker. In the opinion of the experts the Netherlands was the most talented team after the top South Americans.

While Scotland and Uruguay were almost able to hold their own as quarterfinalists, the Czechs disappointed with a poor performance against the eventual winners, Brazil.

It should also be noted that the Uruguay/Korea Rep. and Scotland/Poland games were more fiercely contested, while in their game against Czechoslovakia the Brazilians were more easily able to demonstrate their superiority, and that without any great physical effort.

Nigeria, with 42,0 points, was the best team to be eliminated in the preliminary

round. This evaluation is due to the fact that the team managed to beat the Russians—one of the tournament favourites and a traditionally strong team—and also produced similar, excellent performances in the games against Brazil and the Netherlands.

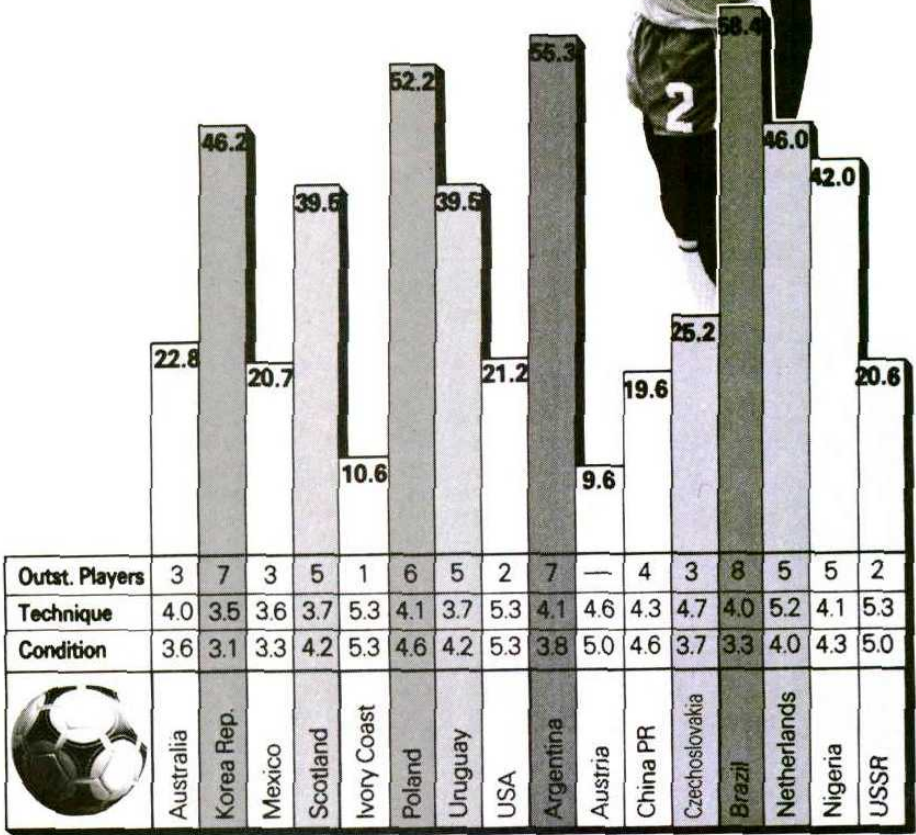
The performances shown by the Ivory Coast and Austria must certainly be regarded as unsatisfactory.

During the tournament neither team was able to reproduce the form shown in the continental qualification games.

No clue to these teams' inability to play well can be obtained by looking at their preparatory training, since this was well planned in every respect. Nor do poor condition, skills and lack of good players provide an explanation.

As the statistics show, other teams were equally handicapped in these respects, but compensated through other attributes not listed in the statistics (efforts, will to win, discipline etc.).

Total marks of condition, technique and outstanding players



Qualifications Within Confederations

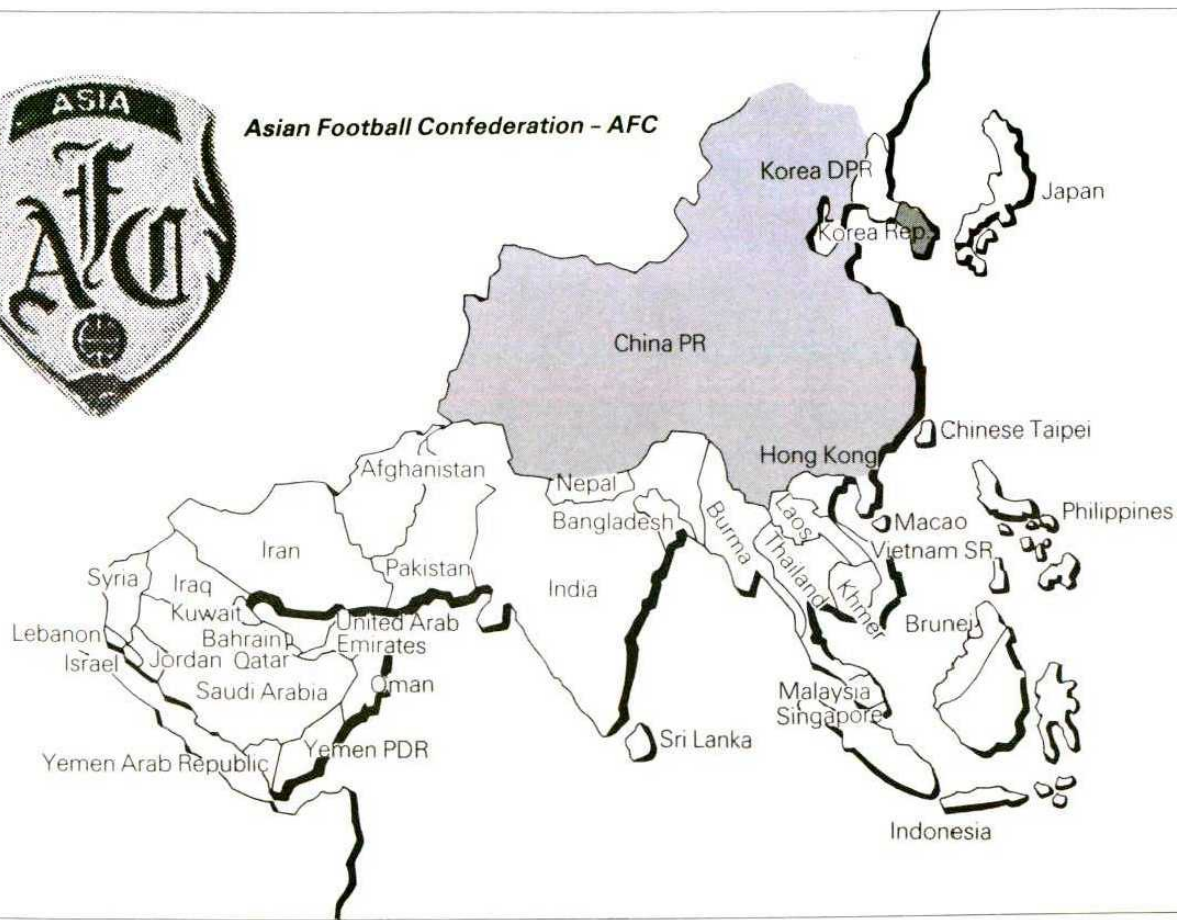


AFC
CAF
CONCACAF
CONMEBOL
UEFA

Intercontinental Qualification



Asian Football Confederation - AFC



23rd Asian Youth Football Tournament 18th – 22nd December 1982, Bangkok

<i>Date</i>	<i>Match</i>	<i>Result</i>	<i>Referee</i>
18.12.82	China PR - Iraq	2 : 1	Steven Ovinis, Malaysia
18.12.82	UAE - Korea Rep.	0 : 4	Koh Guan Kiat, Malaysia
20.12.82	Iraq - UAE	2 : 1	Pamon Saismutr, Thailand
20.12.82	China PR - Korea Rep.	1 : 1	T. Gurukan, Philippines
22.12.82	Korea Rep. - Iraq	2 : 1	Vichai Charupunt, Thailand
22.12.82	UAE - China PR	1 : 1	Sebastian Yap, Singapore

Champions: Korea Rep.

Runner-up: China PR

3rd Place: Iraq

4th Place: United Arab Emirates

Qualified for the FIFA/Coca-Cola—World Youth Championship, Mexico 1983:

KOREA REPUBLIC and **PEOPLE'S REPUBLIC OF CHINA**

Confédération Africaine de Football - CAF



III African Youth Cup

1/8 Finals

13.8.82	Khartoum	Sudan v. Egypt	1.1	G. Mapunda, Tanzania
27.8.82	Cairo	Egypt v. Sudan	3.1	Said Ali Khamis, Kenya
5.9.82	Conakry	Guinea v. Togo	2.1	M. Conteh, Sierra Leone
19.9.82	Lomé	Togo v. Guinea	1.1	S. Sowé, Gambia
15.8.82	Libreville	Gabon v. Nigeria	0.1	H. Opangault, Congo
24.8.82	Lagos	Nigeria v. Gabon	2.0	M. Dormoh, Liberia
15.8.82	Mbabane	Swaziland v. Zimbabwe	1.5	I.M. Costa, Mozambique
24.8.82	Harare	withdrawal Swaziland qualified Zimbabwe		
15.8.82	Luanda	Angola v. Cameroon	0.1	T. Albert, Central Africa
29.8.82	Yaoundé	Cameroon v. Angola	2.1	K. Kambaji, Zaire
15.8.82	Abidjan	Ivory Coast v. Equatorial Guinea*	4.1	M. Tutu, Ghana
		* Equ. Guinea disqualified for having used non-qualified players qualified Ivory Coast		
25.7.82	Banjul	Gambia v. Algeria	0.0	Y. Ngom, Senegal
6.8.82	Alger	Algeria v. Gambia	2.1	T.H. Zaglout, Libya
19.9.82	Rabat	Morocco v. Tunisia	4.0	R. Medjiba, Algeria
26.9.82	Tunis	Tunisia v. Morocco	0.0	Morchedi, Egypt

1/4 Finals

31.10.82	Cairo	Egypt v. Guinea	1.0	H. Ben Hamida, Tunisia
14.11.82	Conakry	Guinea v. Egypt	1.0*	Fall Babacar, Mauritania
		* Result after penalty kicks:	8.7	
23.10.82	Lagos	Nigeria v. Zimbabwe	3.1	Saleh M. Adal, Libya
7.11.82	Bulawayo	Zimbabwe v. Nigeria	1.0	Z.O. Bundala, Tanzania
31.10.82	Yaoundé	Cameroon v. Ivory Coast	0.2	Kabongo Kambaji, Zaire
14.11.82	Abidjan	Ivory Coast v. Cameroon	3.2	Y. Thiombiano, Upper Volta
31.10.82	Alger	Algeria v. Morocco	2.0	Idrissa Traore, Mali
13.11.82	Mohamedia	Morocco v. Algeria	3.1	B. Sarr, Senegal

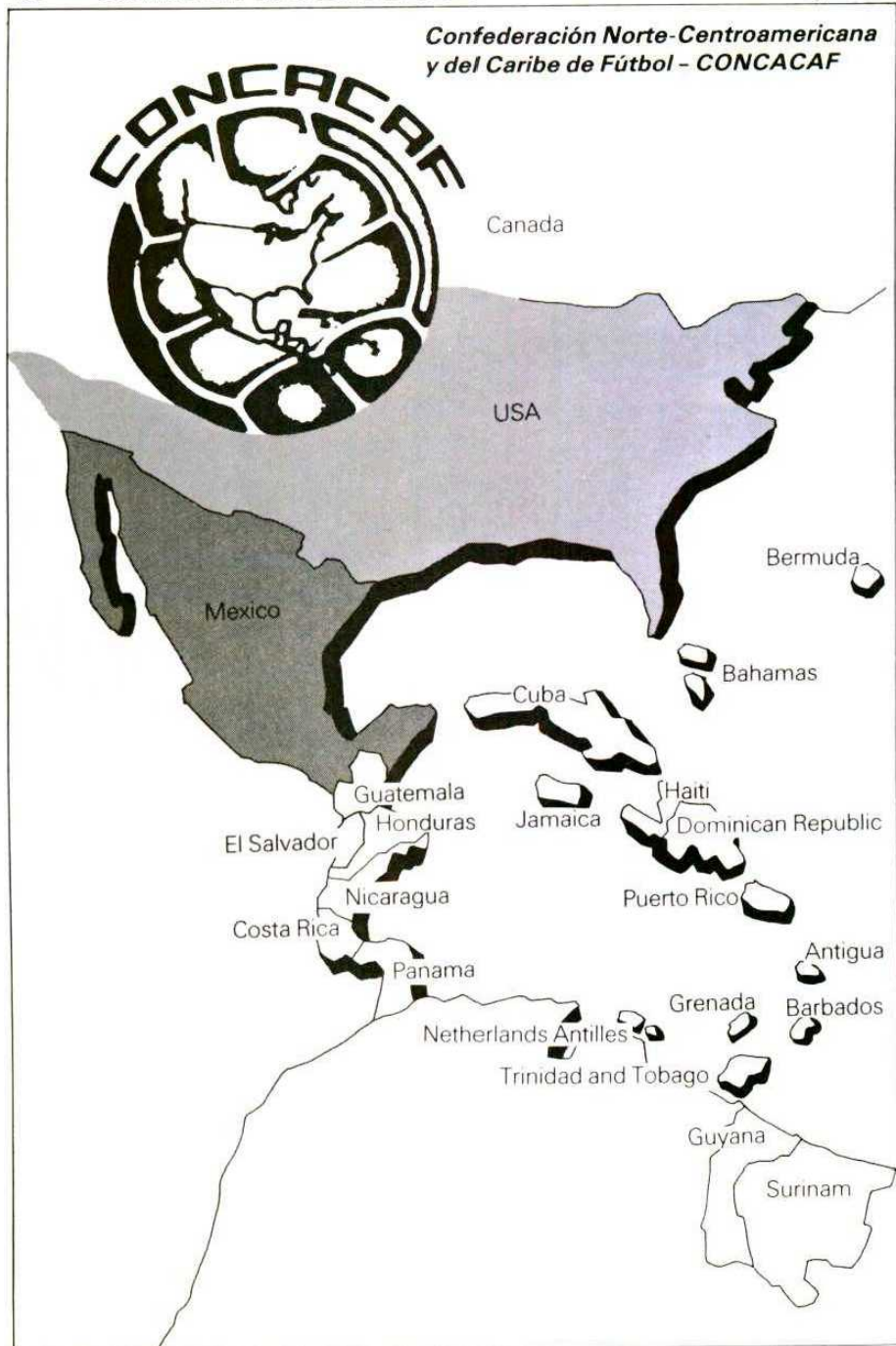
Semi-Finals

19.12.82	Conakry	Guinea v. Nigeria	2.1	Baba Laouissi, Morocco
8.1.83	Lagos	Nigeria v. Guinea	2.0	H. Opangault, Congo
19.12.82	Abidjan	Ivory Coast v. Algeria	1.0	M. Dormoh, Liberia
9.1.83	Alger	Algeria v. Ivory Coast	2.1	H. Ben Hamida, Tunisia

Qualified for the FIFA/Coca-Cola Cup in Mexico: **NIGERIA** and **IVORY COAST**

Finals

<i>First Match:</i>				
1/2/3 April 1983		Ivory Coast v. Nigeria		Hussain El-Din, Egypt
<i>Second Match:</i>				
15/16/17 April 1983		Nigeria v. Ivory Coast		Idrissa Traore, Mali



1982 CONCACAF Youth Tournament

15.8.-5.9.82 in Guatemala-City

First Round

Group I (USA, Guatemala, Jamaica, Puerto Rico)

15.8.	Puerto Rico v. USA	0:5 (0:1)	R. Mendez Molina, Guatemala
	Guatemala v. Jamaica	3:0 (0:0)	A. Bratsis, USA
19.8.	USA v. Jamaica	0:0 (0:0)	R. Reyes Rodas, El Salvador
	Puerto Rico v. Guatemala	0:2 (0:1)	R. Moses, Neth. Antilles
22.8.	Jamaica v. Puerto Rico	6:0 (2:0)	J.L. Ureña Ramos, Guatemala
	Guatemala v. USA	1:3 (1:2)	C.L. Alfaro Venegas, Costa Rica

<i>Classification:</i>	1. USA	3	2	1	0	8.1	5
	2. Guatemala	3	2	0	1	6.3	4
	3. Jamaica	3	1	1	1	6.3	3
	4. Puerto Rico	3	0	0	3	0.13	0
		12	5	2	5	20.20	12

Group II (Honduras, Trinidad and Tobago, Canada, Netherlands Antilles)

17.8.	Honduras v. Trin. and Tob.	2:2 (1:0)	R. Ramírez Zermeño, Mexico
	Canada v. Netherlands Antilles	3:1 (2:0)	C.L. Alfaro Venegas, Costa Rica
19.8.	Honduras v. Neth. Antilles	3:0 (1:0)	D. Ardon Godoy, Guatemala
	Canada v. Trinidad and Tobago	2:0 (1:0)	B. Ulloa Morera, Costa Rica
22.8.	Trin. and Tob. v. Neth. Antilles	5:1 (2:0)	J.M. Montane, Puerto Rico
	Canada v. Honduras	1:2 (0:1)	M. Gracias Regalado, Guatem.

<i>Classification:</i>	1. Honduras	3	2	1	0	7.3	5
	2. Canada	3	2	0	1	6.3	4
	3. Trin. and Tob.	3	1	1	1	7.5	3
	4. Neth. Antilles	3	0	0	3	2.11	0
		12	5	2	5	22.22	12

Group III (El Salvador, Nicaragua, Costa Rica, Bermuda)

17.8.	El Salvador v. Nicaragua	8:0 (4:0)	H. Tromp, Neth. Antilles
	Costa Rica v. Bermuda	1:0 (0:0)	P. Clarke, Canada
19.8.	Costa Rica v. Nicaragua	8:0 (3:0)	G. Orlando Palma, Honduras
	El Salvador v. Bermuda	2:1 (1:0)	J.A. Narvaez, Mexico
22.8.	Nicaragua v. Bermuda	1:2 (0:1)	R. Ramcharan, Trin. and Tob.
	El Salvador v. Costa Rica	2:3 (0:2)	M.E. Negreros C., Guatemala

<i>Classification:</i>	1. Costa Rica	3	3	0	0	12.2	6
	2. El Salvador	3	2	0	1	12.4	4
	3. Bermuda	3	1	0	2	3.4	2
	4. Nicaragua	3	0	0	3	1.18	0
		12	6	0	6	28.28	12

Second Round**Group A** (*USA, Costa Rica, Canada*)

25.8.	USA v. Canada	3.2 (1.2)	F. Ramirez Zermeño, Mexico
27.8.	Canada v. Costa Rica	2.2 (1.1)	R. Mendez Molina, Guatemala
29.8.	USA v. Costa Rica	0.0 (0.0)	H. Tromp, Neth. Antilles

<i>Classification:</i>	1. USA	2	1	1	0	3.2	3
	2. Costa Rica	2	0	2	0	2.2	2
	3. Canada	2	0	1	1	4.5	1
		<hr/>	<hr/>	<hr/>	<hr/>	<hr/>	<hr/>
		6	1	4	1	9.9	6

Group B (*Honduras, Guatemala, El Salvador*)

25.8.	Guatemala v. Honduras	0.3 (0.2)	P. Clarke, Canada
27.8.	Honduras v. El Salvador	2.1 (0.1)	J.A. Narvaez, Mexico
29.8.	Guatemala v. El Salvador	1.0 (0.0)	A. Bratsis, USA

<i>Classification:</i>	1. Honduras	2	2	0	0	4.1	4
	2. Guatemala	2	1	0	1	1.2	2
	3. El Salvador	2	0	0	2	1.3	0
		<hr/>	<hr/>	<hr/>	<hr/>	<hr/>	<hr/>
		6	3	0	3	6.6	6

Semi-Finals

1.9.	Guatemala v. USA	1.3 (1.1)	H. Tromp, Neth. Antilles
1.9.	Honduras v. Costa Rica	1.0 (0.0)	J.A. Narvaez, Mexico

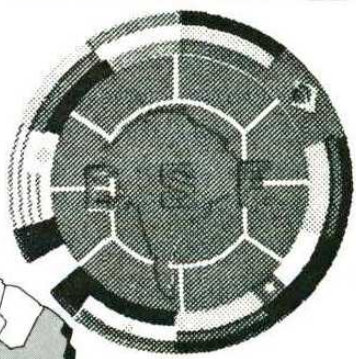
Third Place Match

5.9.	Costa Rica v. Guatemala	3.2 (1.1)	P. Clarke, Canada
------	-------------------------	-----------	-------------------

Final

5.9.	USA v. Honduras	0.1 (0.0)	R. Mendez Molina, Guatemala
------	-----------------	-----------	-----------------------------

**Confederación Sudamericana
de Fútbol - CONMEBOL**



X Campeonato Sudamericano «Juventud de América» 1983**22.1.-13.2.1983 – Santa Cruz de la Sierra, Bolivia****Group matches****Group A** – (Brazil, Colombia, Chile, Ecuador, Uruguay)

22.1.83	Chile v. Colombia	1 2 (-)	C. Montalván, Peru
	Brazil v. Ecuador	3 0 (1 0)	J. Antequera, Bolivia
24.1.83	Uruguay v. Chile	1 0 (1 0)	J.C. Loustau, Argentina
	Brazil v. Colombia	3 0 (0 0)	J. Vergara, Venezuela
27.1.83	Chile v. Ecuador	3 2 (0 0)	G. González, Paraguay
	Uruguay v. Colombia	3 2 (1 1)	J. Antequera, Bolivia
29.1.83	Colombia v. Ecuador	1 2 (0 1)	J.C. Loustau, Argentina
	Brazil v. Uruguay	3 1 (1 0)	L. Siles Calderón, Costa Rica
1.2.83	Uruguay v. Ecuador	3 2 (1 0)	J. Vergara, Venezuela
	Brazil v. Chile	1 0 (1 0)	C. Montalván, Peru

<i>Classification:</i>	1 Brazil	4	4	0	0	10.1	8
	2 Uruguay	4	3	0	1	8.7	6
	3 Chile	4	1	0	3	4.6	2
	4 Ecuador	4	1	0	3	6.10	2
	5 Colombia	4	1	0	3	5.9	2
		20	10	0	10	33.33	20

Group B – (Argentina, Bolivia, Paraguay, Peru, Venezuela)

23.1.83	Peru v. Argentina	0 2 (0 1)	R. Arppi, Brazil
	Bolivia v. Venezuela	4 0 (2 0)	E. Jacome G., Ecuador
25.1.83	Argentina v. Paraguay	2 0 (0 0)	L. Siles Calderón, Costa Rica
	Bolivia v. Peru	3 1 (2 1)	A. Blanquiceth, Colombia
28.1.83	Paraguay v. Peru	4 2 (2 1)	H. Silva, Chile
	Argentina v. Venezuela	2 1 (1 1)	A. Sención, Uruguay
30.1.83	Peru v. Venezuela	8 0 (3 0)	A. Blanquiceth, Colombia
	Paraguay v. Bolivia	3 1 (3 0)	A. Sención, Uruguay
2.2.83	Paraguay v. Venezuela	0 1 (0 1)	H. Silva, Chile
	Bolivia v. Argentina	1 3 (1 2)	R. Arppi, Brazil

<i>Classification:</i>	1 Argentina	4	4	0	0	9.2	8
	2 Bolivia	4	2	0	2	9.7	4
	3 Paraguay	4	2	0	2	7.6	4
	4 Peru	4	1	0	3	11.9	2
	5 Venezuela	4	1	0	3	2.14	2
		20	10	0	10	38.38	20

Final Round

5.2.83	Brazil v. Bolivia	3:0 (1:0)	E. Jacome G., Ecuador
6.2.83	Argentina v. Uruguay	3:3 (0:0)	G. Gonzáles, Paraguay
9.2.83	Brazil v. Uruguay	0:0 (0:0)	H. Silva, Chile
	Argentina v. Bolivia	3:2 (2:1)	C. Montalván, Peru
12.2.83	Uruguay v. Bolivia	3:2 (2:1)	A. Blanquiceth, Colombia
13.2.83	Brazil v. Argentina*	3:2 (1:2)	L. Siles Calderón, Costa Rica

* match abandoned at 81st minute

Final

<i>Classification:</i>	1. Brazil	3	2	1	0	6.2	5
	2. Uruguay	3	1	2	0	6.5	4
	3. Argentina	3	1	1	1	8.8	3
	4. Bolivia	3	0	0	3	4.9	0
		12	4	4	4	24.24	12

South American Youth Champions: BRAZIL

Qualified for the FIFA/Coca-Cola Cup - World Youth Championship, Mexico 1983 -

BRAZIL - URUGUAY - ARGENTINA

Union of European Football Associations - UEFA



II. European Championship for A-Youth Teams
 II. Championnat d'Europe pour équipes juniors A
 II. Campeonato Europeo para equipos juveniles A
 II. Europameisterschaft für A-Junioren-Nationalmannschaften

<i>Date</i>	<i>Venue</i>	<i>Match</i>	<i>Result</i>	<i>Referee</i>
<i>Date</i>	<i>Lieu</i>	<i>Match</i>	<i>Résultat</i>	<i>Arbitre</i>
<i>Fecha</i>	<i>Lugar</i>	<i>Partido</i>	<i>Resultado</i>	<i>Árbitro</i>
<i>Datum</i>	<i>Ort</i>	<i>Spiel</i>	<i>Resultat</i>	<i>Schiedsrichter</i>
Group A				
21.5.	Salo	Austria v. USSR	1:4 (0:1)	E. Göksel, Turkey
	Turku	Germany FR v. Ireland Rep.	1:0 (0:0)	P. Kotherja, Albania
23.5.	Parainen	Austria v. Germany FR	4:1 (2:0)	J. Marko, Czechoslovakia
	Raisio	USSR v. Ireland Rep.	2:0 (2:0)	A. Thomas, Netherlands
25.5.	Paimio	Austria v. Ireland Rep.	4:2 (3:2)	K. Hope, Scotland
	Turku	USSR v. Germany FR	1:0 (1:0)	M. Da Silva Luis, Portugal
Group B				
21.5.	Karjaa	Spain v. Bulgaria	1:2 (1:1)	L. Györi, Hungary
	Hanko	Poland v. Belgium	1:0 (0:0)	A. Ravander, Finland
23.5.	Kuusankoski	Spain v. Poland	0:1 (0:1)	K. Hope, Scotland
	Salo	Bulgaria v. Belgium	0:1 (0:0)	M. Da Silva Luis, Portugal
25.5.	Karjaa	Spain v. Belgium	1:3 (1:1)	J. Marko, Czechoslovakia
	Nummela	Bulgaria v. Poland	0:0 (0:0)	A. Thomas, Netherlands
Group C				
21.5.	Kuusankoski	Portugal v. Hungary	2:1 (2:1)	D. Dimitrov, Bulgaria
	Hyvinkää	Czechoslovakia v. Finland	2:1 (1:1)	L. Delsemme, Belgium
23.5.	Kuusankoski	Portugal v. Czechoslovakia	1:1 (1:0)	K.-H. Tritschler, GFR
	Kouvola	Hungary v. Finland	2:3 (1:2)	P. Daly, Ireland Rep.
25.5.	Lahti	Portugal v. Finland	1:1 (0:1)	E. Azim Zade, USSR
	Heinola	Hungary v. Czechoslovakia	0:2 (0:2)	F. Latzin, Austria
Group D				
21.5.	Kotka	Scotland v. Albania	3:0 (2:0)	F. Latzin, Austria
	Anjalankoski	Turkey v. Netherlands	1:3 (0:3)	K. Kwiatkowski, Poland
23.5.	Hamina	Scotland v. Turkey	2:0 (1:0)	E. Azim Zade, USSR
	Loviisa	Albania v. Netherlands	1:3 (1:2)	J. Miguel Perez, Spain
25.5.	Anjalankoski	Scotland v. Netherlands	1:1 (0:1)	D. Dimitrov, Bulgaria
	Kotka	Albania v. Turkey	1:1 (1:1)	L. Delsemme, Belgium

Classifications after group matches:

Group A	1. USSR	3	3	0	0	7:1	6
	2. Austria	3	2	0	1	9:7	4
	3. Germany FR	3	1	0	2	2:5	2
	4. Ireland Rep.	3	0	0	3	2:7	0
		12	6	0	6	20:20	12
Group B	1. Poland	3	2	1	0	2:0	5
	2. Belgium	3	2	0	1	4:2	4
	3. Bulgaria	3	1	1	1	2:2	3
	4. Spain	3	0	0	3	2:6	0
		12	5	2	5	10:10	12
Group C	1. Czechoslovakia	3	2	1	0	5:2	5
	2. Portugal	3	1	2	0	4:3	4
	3. Finland	3	1	1	1	5:5	3
	4. Hungary	3	0	0	3	3:7	0
		12	4	4	4	17:17	12
Group D	1. Scotland	3	2	1	0	6:1	5
	2. Netherlands	3	2	1	0	7:3	5
	3. Turkey	3	0	1	2	2:6	1
	4. Albania	3	0	1	2	2:7	1
		12	4	4	4	17:17	12

Semi-Finals / Demi-finales / Semifinales / Halbfinals

28.5.	Hämeenlinna	USSR v. Czechoslovakia	0:1 (0:0)	D. Dimitrov, Bulgaria
	Lathi	Poland v. Scotland	0:2 (0:2)	A. Ravander, Finland

Match for 3rd place / Match pour la 3e place / Partido por el 3ero puesto / Spiel um den 3. Platz

30.5.	Helsinki	USSR v. Poland	3:1 (0:1)	A. Thomas, Netherlands
-------	----------	----------------	-----------	------------------------

Final / Finale

30.5.	Helsinki	Czechoslovakia v. Scotland	1:3 (0:1)	K-H. Tritschler, GFR
-------	----------	----------------------------	-----------	----------------------

The European Championship also served as qualifying round for the FIFA/Coca-Cola Cup, World Youth Championship, Mexico 1983. The teams to have qualified were:

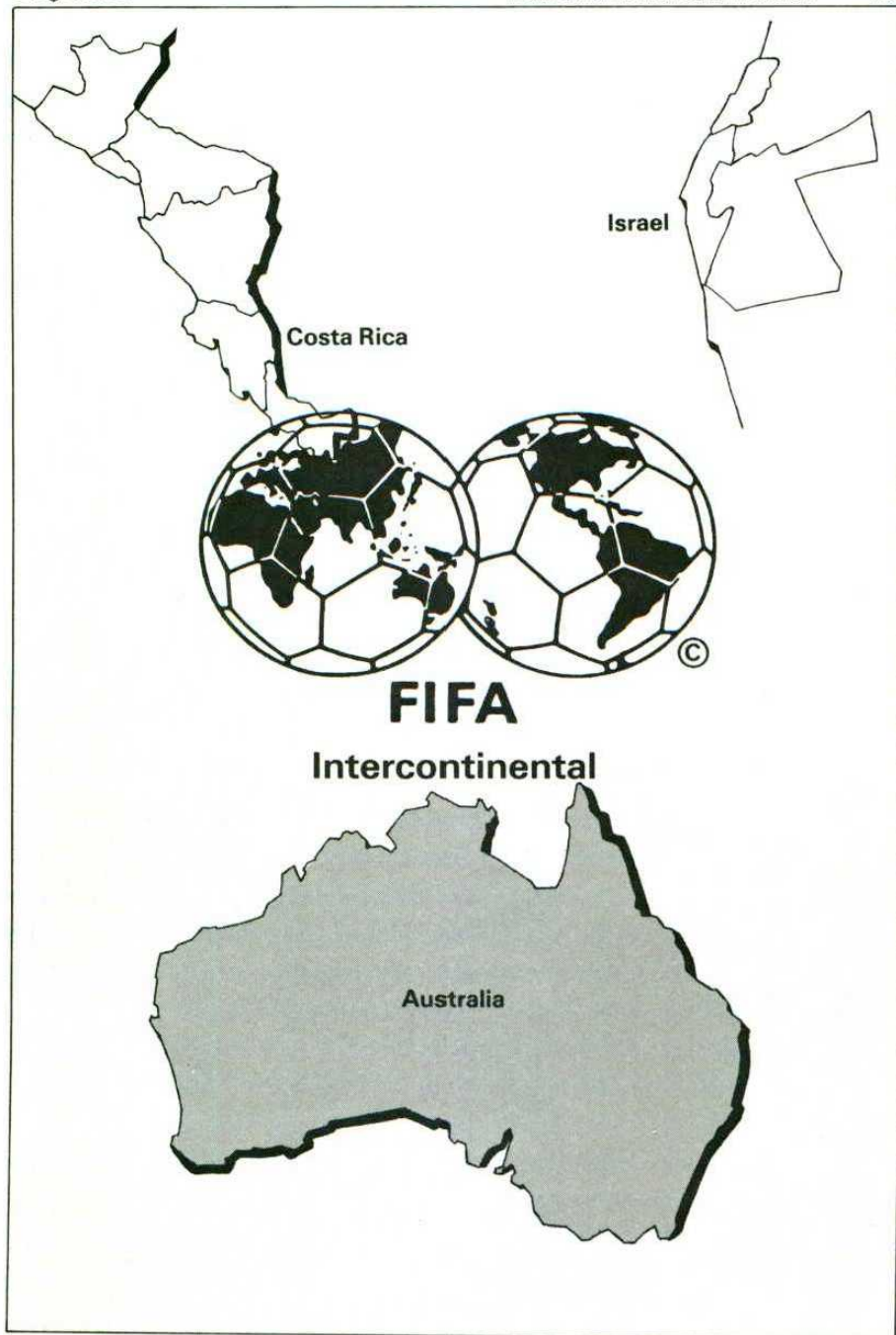
SCOTLAND
CZECHOSLOVAKIA
USSR

POLEN
AUSTRIA
THE NETHERLANDS

Intercontinental Tournament in San José, Costa Rica

1 Australia	4	3	0	1	9:5	6
2 Israel	4	2	1	1	6:3	5
3 Costa Rica	4	0	1	3	1:8	1
	12	5	2	5	16:16	12

Qualified for the FIFA/Coca-Cola Cup - World Youth Championship, Mexico 1983 - **AUSTRALIA**



Group A

1 Mexico	(MEX)
2 Australia	(AUS)
3 Korea Republic	(KOR)
4 Scotland	(SCO)

Group C

9 China PR	(PRC)
10 Argentina	(ARG)
11 Czechoslovakia	(CSR)
12 Austria	(AUT)

Group B

5 Poland	(POL)
6 Ivory Coast	(CIV)
7 Uruguay	(URU)
8 USA	(USA)

Group D

13 USSR	(URS)
14 Nigeria	(NGR)
15 Netherlands	(HOL)
16 Brazil	(BRA)

Match Programme

	Mexico	Toluca	Puebla	Guadalajara	León	Irapuato	Monterrey
First Round							
Thursday 2 June	MEX v. AUS A1 A2						
Friday 3 June		KOR v. SCO A3 A4	POL v. CIV B5 B6	URU v. USA B7 B8			
Saturday 4 June	PRC v. ARG C9 C10		CSR v. AUT C11 C12	HOL v. BRA D15 D16			URS v. NGR D13 D14
Sunday 5 June	KOR v. MEX A3 A1	SCO v. AUS A4 A2	USA v. CIV B8 B6				
Monday 6 June				BRA v. NGR D16 D14	URU v. POL B7 B5		HOL v. URS D15 D13
Tuesday 7 June					AUT v. ARG C12 C10	CSR v. PRC C11 C9	
Wednesday 8 June	MEX v. SCO A1 A4	AUS v. KOR A2 A3	POL v. USA B5 B8			CIV v. URU B6 B2	
Thursday 9 June				URS v. BRA D13 D16	ARG v. CSR C10 C11	PRC v. AUT C9 C12	NGR v. HOL D14 D15


Quarter Finals	Match No. 25						Match No. 26
Saturday, 11 June	A1 v. B2						B1 v. A2
Sunday, 12 June				Match No. 28 D1 v. C2	Match No. 27 C1 v. D2		
Semi-Finals	Match No. 29						Match No. 30
Wednesday 15 June	Winner 25 v. Winner 27						Winner 26 v. Winner 28
Match for 3rd Place				Match No. 31			
Saturday 18 June				Loser 29 v. Loser 30			
Final	Match No. 32						
Sunday 19 June	Winner 29 v. Winner 30						

Individual Analysis of World Youth Championship Teams



Australia

Hitherto participation: 1981



In 1981, Australia, as host country, did not have to qualify; this time they had to compete in intercontinental qualification games and did so successfully — evidence of further footballing progress in that continent. The association prepared the team excellently in every respect, sparing neither time nor money. The hope was to reach at least the quarter-final.

26.1.83	Australia v. Israel	1:3	1. Australia	4	3	0	1	95	6
30.1.83	Costa Rica v. Australia	1:3	2. Israel	4	2	1	1	6:3	5
1.2.83	Israel v. Australia	1:2	3. Costa Rica	4	0	1	3	1:8	1
3.2.83	Australia v. Costa Rica	3:0							

First Final Round

Group A – Mexico, Australia, Korea Republic, Scotland

2.6	Mexico v. Australia	1:1 (1:0)							
3.6	Korea Rep. v. Scotland	0:2 (0:0)							
5.6	Korea Rep. v. Mexico	2:1 (1:1)	1. Scotland	3	2	0	1	4:2	4
5.6	Scotland v. Australia	1:2 (0:0)	2. Korea Rep.	3	2	0	1	4:4	4
8.6	Mexico v. Scotland	0:1 (0:1)	3. Australia	3	1	1	1	4:4	3
8.6	Australia v. Korea Rep.	1:2 (0:2)	4. Mexico	3	0	1	2	2:4	1

Team: AUSTRALIA

Venue		Mexico D.F.	Toluca	Toluca
Altitude		2240 m	2665 m	2665 m
Temp.		28°	30°	24°
Humidity		37%	27%	27%
Km		60		
Travel				
Kick-off		21 h	16 h	16 h
Opponent		Mexico	Scotland	Korea Rep.
Result		1:1	2:1	1:2

Before a record crowd for the opening game, the Australians overcame their initial nervousness, and their draw against the Mexicans was a good result.

The victory over Scotland, one of the favourites, in their next game, underlined the progress they had made and awakened hopes of a place in the quarter-finals.

The decision had to fall in the game against the strong Korean side. The aggressive (attacking) play of the Asians prevented the Australians from making use of their own tactical concept.

This defeat meant that they did not qualify for the next round.

Team List

No	Player	Match 1	Match 2	Match 3
1	Hummel			
2	Maier			
3	McCulloch			
4	Dakos			
5	Jones			
6	Stewart			
7	Farina			
8	Patikas			
9	Brown			
10	Lowe			
11	Incantalupo			
12	Daley			
13	Rizzotto			
14	Vlietstra			
15	Licata			
16	Glockner			
17	Wright			
18	Franken			

Mexico

Hitherto participation: 1977, 1979, 1981



Expectations ran much higher than the team's preparatory showing would justify. This did not alter the fact that the Mexicans, having qualified for every World Youth Championship since 1977, and now playing at home, had to be regarded as hot favourites. However, their well-planned preparatory programme suffered repeated interruptions, for various reasons, and was not a total success. However, it was still thought that the team's performance would be strong enough, aided by determination and public support, to bring them success.

Automatically qualified as host

Team: MEXICO

Venue		Mexico D.F.	Mexico D.F.	Mexico D.F.
Altitude		2240 m	2240 m	2240 m
Temp.		28°	35°	25°
Humidity		37%	40%	42%
Km				
Travel				
Kick-off		21 h	21 h	21 h
Opponent		Australia	Korea Rep.	Scotland
		Result	1:1	1:2

The Mexican team brought good skills (tactics, technique and fitness) to the tournament, but were unable to cope with the mental strain. High expectations were not matched by results.

As the tournament progressed their nervous tension increased, resulting in a drop in the standard of play and less flexibility in their style.

All four teams in this group were quite evenly matched, but the Mexicans, as hosts and favourites, carried an extra burden, which led to their premature elimination, despite passionate support from enthusiastic spectators.

Team List

No	Player	Match 1	Match 2	Match 3
1	Navarro			
2	Hernández			
3	Macedo			
4	Quintero			
5	Villegas			
6	Bernal			
7	Garcia			
8	España			
9	Muciño			
10	Reyna			
11	Moreno			
12	Nava			
13	Gamboa			
14	Pajarito			
15	Huerta			
16	González			
17	Vazquez			
18	Panduro			

Ivory Coast

Hitherto participation: 1977



This was their second appearance at a World Youth Championship. After the first-ever tournament in Tunisia in 1977, this requalification indicated the progress made in youth football in the Ivory Coast. In the qualifying round, played on a home-and-away basis, they managed to reach the final, and despite losing this game to Nigeria, still qualified for Mexico. After a short build-up period, the team went through an impressive preparatory programme and set off for Mexico with high hopes.

15.8.82	Ivory Coast v. Equatorial	4:1	½ Finals	
¼ Finals			19.12.82	Ivory Coast v. Algeria 1:0
31.10.82	Cameroon v. Ivory Coast	0:2		
	Ivory Coast v. Cameroon	3:2	9.1.83	Algeria v. Ivory Coast 2:1

First Final Round

Group B - Poland, Ivory Coast, Uruguay, USA

3.6.	Poland v. Ivory Coast	7:2 (3:0)								
3.6.	Uruguay v. USA	3:2 (1:0)								
5.6.	USA v. Ivory Coast	1:0 (0:0)	1. Uruguay	3	2	1	0	6	3	5
6.6.	Uruguay v. Poland	3:1 (0:0)	2. Poland	3	2	0	1	10	5	4
8.6.	Poland v. USA	2:0 (0:0)	3. USA	3	1	0	2	3	5	2
8.6.	Ivory Coast v. Uruguay	0:0 (0:0)	4. Ivory Coast	3	0	1	2	2	8	1

Team: **IVORY COAST**

Venue		Puebla	Puebla	Irapuato
Altitude		2162 m	2162 m	2037 m
Temp.		28°	26°	30°
Humidity		17%	14%	52%
Km			445	
Travel				
Kick-off		14 h	14 h	15 h
Opponent		Poland	USA	Uruguay
Result		2:7	0:1	0:0

The heavy defeat in their opening game against Poland destroyed all hope for the Ivory Coast team.

At least the severity of this defeat could have been avoided, but a naive tactical plan, perhaps due to a lack of international experience, ruined all their prospects.

Their problems were compounded by the unfamiliar environment and incorrect evaluation of their own ability.

In the game against the USA, their desire to rehabilitate themselves was obvious, but they were unable to match this with the quality of their play, and the spectators suffered a poor game.

Only against Uruguay, who had already qualified for the quarter-finals, did the team show a ray of hope and they managed a remarkable result, at least from the players' point of view.

Team List

No	Player	Match 1	Match 2	Match 3
1	Lancina			
2	Didi			
3	Guede			
4	Soro			
5	Baroan			
6	Boussou			
7	Gbezie			
8	Sacre			
9	Tchetche			
10	Diaby			
11	Gbala			
12	Gba			
13	Kah			
14	Fofana			
15	Kassy			
16	Oumar			
17	Ori			
18	Assieoussou			

The lesson learned from their experiences in Mexico will be to play less emotionally and with more self-control in future, hopefully producing more rational performances on the field.

USA

Hitherto participation: 1981



This was the USA's second consecutive qualification and it was regarded as a sign of the positive development of football in the States, and confirmation that they had got the basics right. Their good preparatory programme was rounded off at a high altitude training camp in Colorado, on the way to Mexico, and hopes of reaching the quarter-final seemed realistic.

15 8 82	Puerto Rico v. USA	0-5	½ Finals	
19 8 82	USA v. Jamaica	0-0	5 10 82	USA v. Guatemala 3-1
22 8 82	Guatemala v. USA	1-3	Final	
25 8 82	USA v. Canada	3-2	8 10 82	Honduras v. USA 1-0
29 8 82	USA v. Costa Rica	0-0		

First Final Round

Group B - Poland, Ivory Coast, Uruguay, USA

3 6	Poland v. Ivory Coast	7 2 (3 0)		
3 6	Uruguay v. USA	3 2 (1 0)		
5 6	USA v. Ivory Coast	1 0 (0 0)	1. Uruguay	3 2 1 0 6 3 5
6 6	Uruguay v. Poland	3 1 (0 0)	2. Poland	3 2 0 1 10 5 4
8 6	Poland v. USA	2 0 (0 0)	3. USA	3 1 0 2 3 5 2
8 6	Ivory Coast v. Uruguay	0 0 (0 0)	4. Ivory Coast	3 0 1 2 2 8 1

Team: USA

Venue		Guadalajara	Puebla	Puebla
Altitude		1567 m	2162 m	2162 m
Temp.		30°	26°	26°
Humidity		46%	17%	16%
Km		725		
Travel				
Kick-off		19 h	14 h	14 h
Opponent		Uruguay	Ivory Coast	Poland
Result		2:3	1:0	0:2

The USA team started their programme at the World Youth Championship with a game against one of the favourites, Uruguay. Despite playing well, they lost this encounter.

Their next game, against the Ivory Coast, was a relatively poor one, both teams wanting to make up for their opening defeats. The level of play was low, and the game suffered from many fouls and infringements.

The final match was characterised by the Polish team's tactical concept. The Poles wanted to qualify for the quarter-final at any cost and adopted a classical countering formation, against which the US team could not find an effective answer.

In spite of good individual players (Maurer No 16) the level within the team was too uneven. However, their overall performance was encouraging.

Team List

No	Player	Match 1	Match 2	Match 3
1	Duback			
2	Peat			
3	Black			
4	Caligiuri			
5	Groesser			
6	Maurer			
7	Steward			
8	Arya			
9	Brady			
10	Ervine			
11	Ramos			
12	Snyder			
13	Forero			
14	Gelnovatch			
15	Hooker			
16	Perez			
17	Sanderson			
18	Snyder			

Austria

Hitherto participation: 1977



Austria's qualification in their European group was rather a surprise. The association took up the challenge and gave the team thorough preparation over an extended period. This triggered off the hope that they would prove the sensation of the tournament as they had done in the European Championships.










21.5.82	Austria v. USSR	1-4	1. USSR	3	3	0	0	7-1	6
23.5.82	Austria v. Germany FR	4-1	2. Austria	3	2	0	1	9-7	4
25.5.82	Austria v. Ireland Rep.	4-2	3. Germany PR	3	1	0	2	2-5	2
			4. Ireland Rep.	3	0	0	3	2-7	0

First Final Round

Group:C - China PR, Argentina, Czechoslovakia, Austria

4.6	China PR v. Argentina	0-5 (0:1)	1. Argentina	3	3	0	0	10-0	6
4.6	Czechoslovakia v. Austria	4-0 (1:0)	2. Czechoslovakia	3	2	0	1	7-4	4
7.6	Austria v. Argentina	0-3 (0:3)	3. China PR	3	1	0	2	5-8	2
7.6	Czechoslovakia v. China PR	3-2 (1:0)	4. Austria	3	0	0	3	0-10	0
9.6	Argentina v. Czechoslovakia	2-0 (1:0)							
9.6	China PR v. Austria	3-0 (0:0)							

Team: AUSTRIA

Venue		Puebla	León	Irapuato
Altitude		2162 m	2037 m	2037 m
Temp.		 27°	 35°	 29°
Humidity		17%	40%	52%
Km		545	100	
Travel				
Kick-off		14 h	19 h	15 h
Opponent		CSSR	Argentina	China PR
Result		0:4	0:3	0:3

In every respect the Austrian team's showing was a disappointment. At no point did they reach the expected level and they were unable to obtain the kind of results hoped for.

A scoresheet of three defeats in three games and 0 goals for, 10 against, does not need elaborating.

A careful internal analysis will certainly bring out the reasons for this dramatic decline. That the reasons lie outside the purely footballing domain is one conjecture, since the team's preparation had been good.

Team List

No	Player	Match 1	Match 2	Match 3
1	Wohlfahrt			
2	Cvetko			
3	Frind			
4	Kleinbichler			
5	Stumpfl			
6	Tatar			
7	Ogris			
8	Weinrich			
9	Polster			
10	Haizinger			
11	Marko			
12	Gort			
13	Rieder			
14	Hrstic			
15	Strobl			
16	Gabriel			
17	Obexer			
18	Walcher			

China PR



For the Chinese this was the first time a team had ever qualified for the final round of an official FIFA competition. The team was prepared with Chinese thoroughness, and tour matches were arranged to gain experience at international level. Their immediate aim was to qualify for the quarter-finals.

31.7.82	China PR v. Hong Kong	4:0	½ Finals		
2.8.82	Korea Rep. v. China PR	0:2	12.8.82	China PR v. Thailand	1:0
4.8.82	Singapur v. China PR	0:2	Final		
6.8.82	China PR v. Malaysia	9:1	14.8.82	China PR v. Korea DPR	1:0

Group C – China PR, Argentina, Czechoslovakia, Austria

4.6.	China PR v. Argentina	0:5 (0:1)								
4.6.	Czechoslovakia v. Austria	4:0 (1:0)								
7.6.	Austria v. Argentina	0:3 (0:3)	1. Argentina	3	3	0	0	10	0	6
7.6.	Czechoslovakia v. China PR	3:2 (1:0)	2. Czechoslovakia	3	2	0	1	7	4	4
9.6.	Argentina v. Czechoslovakia	2:0 (1:0)	3. China PR	3	1	0	2	5	8	2
9.6.	China PR v. Austria	3:0 (0:0)	4. Austria	3	0	0	3	0	10	0

Team: CHINA PR

Venue		Mexico D.F.	Irapuato	Irapuato
		2240 m	2037 m	2037 m
Altitude				
Temp.		26°	30°	30°
Humidity		37%	52%	55%
Km		320		
Travel				
Kick-off		12 h	15 h	15 h
Opponent		Argentina	CSSR	Austria
Result		0:5	2:3	3:0

The lack of international experience quoted above (especially against South American opponents) made the weaknesses of the team apparent in the first game.

If they were guilty of paying too much respect to the big names in that game, they certainly managed to shake this off in the next, against Czechoslovakia, and played a much better and more concentrated game.

Their last group game, against Austria, confirmed this improvement, and the result meant an honourable departure. Their well-disciplined behaviour in Mexico won the entire delegation a lot of friends.

Team List

No	Player	Match 1	Match 2	Match 3
1	Fu			
2	Wang			
3	Jia			
4	Mai			
5	Hu			
6	Zhong			
7	Li, Huayun			
8	Zhu			
9	Chen			
10	Fan			
11	Li, Yong			
12	Guo			
13	Chen			
14	Wang			
15	Liu			
16	Duan			
17	Shan			
18	Li, Zhigao			

Nigeria



Nigeria's first-ever qualification for a World Youth Championship spurred the association to specially intensive preparatory efforts. After beating the Ivory Coast in the final of the African qualifying group, the team went on tours specifically to prepare for the Mexican geographical conditions and to gain experience of tournament play against strong opposition. The results achieved were encouraging, and both players and officials approached the Championship in Mexico optimistically.

15.8.82	Gabon v. Nigeria	0:1	½ Finals		
24.8.82	Nigeria v. Gabon	2:0	19.12.82	Guinea v. Nigeria	2:1
¼ Finals			8.1.83	Nigeria v. Guinea	2:0
23.10.82	Nigeria v. Zimbabwe	3:1			
7.11.82	Zimbabwe v. Nigeria	1:0			

Group D - USSR, Nigeria, Netherlands, Brazil

4.6.	Netherlands v. Brazil	1:1 (0:0)									
4.6.	USSR v. Nigeria	0:1 (0:0)									
6.6.	Brazil v. Nigeria	3:0 (3:0)	1	Brazil	3	2	1	0	6	2	5
6.6.	Netherlands v. USSR	3:2 (1:0)	2	Netherlands	3	1	2	0	4	3	4
9.6.	USSR v. Brazil	1:2 (0:0)	3	Nigeria	3	1	1	1	1	3	3
9.6.	Nigeria v. Netherlands	0:0 (0:0)	4	USSR	3	0	0	3	3	6	0

Team: NIGERIA

Venue		Monterrey	Guadalajara	Monterrey
Altitude		538 m	1567 m	538 m
Temp.		28°	32°	30°
Humidity		68%	46%	72%
Km		660	660	
Travel				
Kick-off		17 h	19 h	21 h
Opponent		USSR	Brazil	Netherlands
Result		1:0	0:3	0:0

One of the surprise teams in the competition. Their performance in a strong group, and especially the victory over the Russians and the draw with the Netherlands, were significant results. Even the 0-3 defeat by the eventual winners, Brazil, did not dismay this team.

Their showing in Mexico proved them worthy representatives of African football, and documented the progress made in that continent, a trend that had already been noticed during the World Cup in Spain in 1982.

Team List

No	Player	Match 1	Match 2	Match 3
1	Adebanjo			
2	Jeje			
3	Disu			
4	Adesina			
5	Okoku			
6	Okhiku			
7	Olukanni			
8	Dahiru			
9	Otti			
10	Kpako			
11	Ahanmba			
12	Akhahan			
13	Siasia			
14	Buraimoh			
15	Akinlotan			
16	Ehilegbu			
17	Anigala			
18	Olukanni			

USSR

Hitherto participation: 1977, 1979



Based on their sporting record and well-known thoroughness in preparation, the opinion was that the Russian youth team would be one of the favourites, although the delegation leaders tried to play this down, stressing that they were re-building after failing to reach the final round of the previous World Youth Championship in Australia.

21.5.82	Austria v. USSR	1:4	1 USSR	3	3	0	0	7.1	6
23.5.82	USSR v. Ireland Rep.	2:0	2 Austria	3	2	0	1	9.7	4
25.5.82	USSR v. Germany FR	1:0	3 Germany FR	3	1	0	2	2.5	2
½ Finals			4 Ireland Rep.	3	0	0	3	2.7	0
28.5.82	USSR v. CSSR	0:1							
3rd Place									
30.5.82	USSR v. Poland	3:1							

First Final Round

Group D - USSR, Nigeria, Netherlands, Brazil

4.6.	Netherlands v. Brazil	1:1 (0:0)	1 Brazil	3	2	1	0	6.2	5
4.6.	USSR v. Nigeria	0:1 (0:0)	2 Netherlands	3	1	2	0	4.3	4
6.6.	Brazil v. Nigeria	3:0 (3:0)	3 Nigeria	3	1	1	1	1.3	3
6.6.	Netherlands v. USSR	3:2 (1:0)	4 USSR	3	0	0	3	3.6	0
9.6.	USSR v. Brazil	1:2 (0:0)							
9.6.	Nigeria v. Netherlands	0:0 (0:0)							

Team: USSR

Venue		Monterrey	Monterrey	Guadalajara
Altitude		538 m	538 m	1567 m
Temp.		28°	32°	19°
Humidity		86%	78%	46%
Km			660	
Travel				
Kick-off		17 h	21 h	19 h
Opponent		Nigeria	Netherlands	Brazil
Result		0:1	2:3	1:2

It came as a surprise that in their opening match, against the supposed outsiders from Nigeria, the Russians were not able to perform as everyone had expected.

The mainly individual style of the Africans, who had prepared very thoroughly for the tournament, was more than the Russians, playing a more collective team game, could cope with.

With the burden of this defeat on their shoulders they were unable to gather themselves together for the two remaining games against the Netherlands and Brazil where their nervousness was evident.

Once again they finished last in their group and thus one of the favourites was soon on the way home.

A detailed analysis of the technical leadership of the Russian team will certainly result in better performances in the future. The players' potential also supports this theory.

Team List

No	Player	Match 1	Match 2	Match 3
1	Palamarchuk			
2	Islamov			
3	Agapov			
4	Dochia			
5	Karataev			
6	Metlitskiy			
7	Eremenko			
8	Iakovenko			
9	Litovchenko			
10	Petrov			
11	Protasov			
12	Salimov			
13	Demidov			
14	Tkebuchava			
15	Rodnenok			
16	Cherchesov			
17	Dmitriev			
18	Liaviandrauskas			

Scotland



The Scots were repeatedly named as one of the top favourites, coming as they did with the European title in their pockets. Not only did the title raise expectations for this team, but hopes were backed up by the quality of their individual players, their professional backgrounds and their successes with club teams. In a short but well-planned preparatory programme it was hoped to make the team even more effective, and thus justify its role as favourite.

21 5 82	Scotland v Albania	3 0	1 Scotland	3 2 1 0	6 1 5
23 5 82	Scotland v Turkey	2 0	2 Netherlands	3 2 1 0	7 3 5
25 5 82	Scotland v Netherlands	1 1	3 Turkey	3 0 1 2	2 6 1
½ Finals	Poland v Scotland	0 2	4 Albania	3 0 1 2	2 7 1
Final	CSSR v Scotland	1 3			

Group A - Mexico, Australia, Korea Republic, Scotland

2 6	Mexico v. Australia	1 1 (1 0)			
3 6	Korea Rep v Scotland	0 2 (0 0)			
5 6	Korea Rep v Mexico	2 1 (1 1)	1 Scotland	3 2 0 1	4 2 4
5 6	Scotland v Australia	1 2 (0 0)	2 Korea Rep	3 2 0 1	4 4 4
8 6	Mexico v Scotland	0 1 (0 1)	3 Australia	3 1 1 1	4 4 3
8 6	Australia v Korea Rep	1 2 (0 2)	4 Mexico	3 0 1 2	2 4 1

½ Finals

11 6	Scotland v. Poland	0 1 (0 1)
------	--------------------	-----------

Team: SCOTLAND

Venue		Toluca	Toluca	Mexico D.F.	Mexico D.F.
Altitude		2665 m	2665 m	2240 m	2240 m
Temp.		30°	26°	24°	25°
Humidity		27%	27%	37%	40%
Km			60		
Travel					
Kick-off		15 h	16 h	20 h	12 h
Opponent		Korea Rep.	Australia	Mexico	Poland
Result		2:0	1:2	1:0	0:1

The preliminary round already showed that the Scots would have a hard time justifying their role as one of the favourites.

The strong Korean team caused them problems at the beginning, but in the second half the Scots pulled off a lucky win.

It seemed that having a number of players already in professional sides had a negative influence (tiredness after a long season).

Yet the greater experience did pay off in the decisive group game against Mexico.

As against Korea Rep. the goal came at a decisive moment.

Team List

No	Player	Match 1	Match 2	Match 3	% Final
1	Gunn				
2	Beaumont				
3	Bowman				
4	Black				
5	Clarke				
6	Cooper				
7	Dick				
8	Dobbin				
9	McClair				
10	McGinnis				
11	McInally				
12	Westwater				
13	McPherson				
14	McStay				
15	Mackay				
16	Nevin				
17	Philliben				
18	Rice 3				

Thanks to building-up extra fitness at a high altitude camp (in Colorado, USA) on their way to Mexico, the Scots were able to reach the quarter-final, but their energy ran out, and they were not able to overcome the more consistent Polish team.

Overall, more had been expected from the reigning European Champions. The accent in their play was not on technical skills.

Uruguay

Hitherto participation: 1977, 1979, 1981



Their record of participation and success in previous tournaments made them a co-favourite for the title of World Youth Champions, all the more so since they were able to call upon a good group of players for their careful preparatory programme, and conditions in Mexico would be relatively familiar.

24 1 83	Uruguay v Chile	1 0	1 Brazil	4 4 0 0	10 1 8
27 1 83	Uruguay v Colombia	3 2	2 Uruguay	4 3 0 1	8 7 6
29 1 83	Brazil v Uruguay	3 1	3 Chile	4 1 0 3	4 6 2
1 2 83	Uruguay v Ecuador	3 2	4 Ecuador	4 1 0 3	6 10 2
			5 Colombia	4 1 0 3	5 9 2

Final Round

6 2 83	Argentina v Uruguay	3 3 (0 0)	1 Brazil	3 2 1 0	6 2 5
9 2 83	Brazil v Uruguay	0 0 (0 0)	2 Uruguay	3 1 2 0	6 5 4
12 2 83	Uruguay v Bolivia	3 2 (2 1)	3 Argentina	3 1 1 1	8 8 3
			4 Bolivia	3 0 0 3	4 9 0

Group B - Poland, Ivory Coast, Uruguay, USA

3 6	Poland v Ivory Coast	7 2 (3 0)	1 Uruguay	3 2 1 0	6 3 5
3 6	Uruguay v USA	3 2 (1 0)	2 Poland	3 2 0 1	10 5 4
5 6	USA v Ivory Coast	1 0 (0 0)	3 USA	3 1 0 2	3 5 2
6 6	Uruguay v Poland	3 1 (0 0)	4 Ivory Coast	3 0 1 2	2 8 1
8 6	Poland v USA	2 0 (0 0)			
8 6	Ivory Coast v Uruguay	0 0 (0 0)			

¼ Finals

1 6	Uruguay v Korea Rep.	1 2* (0 0, 1 1)
-----	----------------------	-----------------

Team: URUGUAY

Venue		Guadalajara	León	Irapuato	Monterrey
Altitude		1567 m	2037 m	2037 m	538 m
Temp.		30°	32°	30°	30°
Humidity		46%	40%	52%	86%
Km		240	300	660	
Travel					
Kick-off		19 h	17 h	15 h	17 h
Opponent		USA	Poland	Ivory Coast	Korea Rep.
Result		3:2	3:1	0:0	1:2*

The group game against the USA was of a good standard, the Uruguayans needing their greater international experience to come out on top. Finally decisive were their more compact style of play and greater consistency within the team.

A win against the strong Polish team laid the foundation for a qualification for the quarter-final.

However, the team with the greatest number of appearances in World Youth Championships was denied a place in the semi-final by the constantly improving Koreans.

A theoretical question is whether the disappointing 0:0 against the Ivory Coast in the last group game upset the Uruguayans' rhythm, and led to their elimination in the quarter-final.

Team List

No	Player	Match 1	Match 2	Match 3	¼ Final
1	Picun				
2	Martinez, C.				
3	Uberti				
4	EsnaI				
5	Perdomo				
6	Silva				
7	Miranda				
8	Zalazar				
9	Aguilera				
10	Martinez, J.				
11	Sosa				
12	Fuentes				
13	De León				
14	Ancheta				
15	Pintos				
16	Montaño				
17	Olivera				
18	Ayala				

Czechoslovakia



The Czechs had justifiably high hopes of doing well, since they were not only European runners-up but also underwent thorough team preparation.

In a group of strong teams, particularly from South America, their aim was to reach the quarter-final.

21.5.82	Czechoslovakia v Finland	2:1	1 Czechoslovakia	3	2	1	0	5.2	5
23.5.82	Portugal v Czechoslovakia	1:1	2 Portugal	3	1	2	0	4.3	4
25.5.82	Hungary v Czechoslovakia	0:2	3 Finland	3	1	1	1	5.5	3
½ Final	USSR v CSSR	0:1	4 Hungary	3	0	0	3	3.7	0
Final	CSSR v Scotland	1:3							

Group C - China PR, Argentina, Czechoslovakia, Austria

4.6	China PR v Argentina	0.5 (0.1)	1 Argentina	3	3	0	0	10.0	6
4.6	Czechoslovakia v Austria	4.0 (1.0)	2 Czechoslovakia	3	2	0	1	7.4	4
7.6	Austria v Argentina	0.3 (0.3)	3 China PR	3	1	0	2	5.8	2
7.6	Czechoslovakia v China PR	3.2 (1.0)	4 Austria	3	0	0	3	0.10	0
9.6	Argentina v Czechoslovakia	2.0 (1.0)							
9.6	China PR v Austria	3.0 (0.0)							

¼ Finals

2.6	Brazil v Czechoslovakia	4.1 (3.1)
-----	-------------------------	-----------

Team: CZECHOSLOVAKIA

Venue		Puebla	Irapuato	León	Guadalajara
Altitude		2162 m	2037 m	2037 m	1567 m
Temp.		27°	30°	32°	32°
Humidity		17%	52%	40%	46%
Km		445	100		
Travel					
Kick-off		14 h	15 h	17 h	14 h
Opponent		Austria	China PR	Argentina	Brazil
Result		4:0	3:2	0:2	1:4

In their first game the Czechs made short work of their renowned neighbours from Austria, whose open style of play posed no problems for the Czechoslovakian team.

However, in the following two games their limitations were exposed, and they had a much harder time against teams whose abilities were relatively unknown.

However, they reached the goal that they had aimed for, which was a quarter-final place. But that was the end of the road for the Czechs, who were eliminated by the strong Brazilian team.

Nonetheless the Czechs' participation in the World Youth Championship had its positive side, since their talented young players were able to gather international experience against less familiar systems and styles of play.

Team List

No	Player	Match 1	Match 2	Match 3	¼ Final
1	Krbeček				
2	Hašek				
3	Vrba				
4	Kopča				
5	Bažant				
6	Kubík				
7	Dostál				
8	Kula, V.				
9	Karoch				
10	Kula, K.				
11	Miškuf				
12	Fieber				
13	Halkoci				
14	Hírko				
15	Sukač				
16	Horvath				
17	Zálešák				
18	Příbyl				

Netherlands



After qualifying successfully in the European Championships, the Dutch made the most of their opportunity. Despite strong competition, the team's extremely thorough preparation and the quality of its players led to high expectations.

21.5.82	Turkey v. Netherlands	1:3	1. Scotland	3	2	1	0	6:1	5
23.5.82	Albania v. Netherlands	1:3	2. Netherlands	3	2	1	0	7:3	5
25.5.82	Scotland v. Netherlands	1:1	3. Turkey	3	0	1	2	2:6	1
			4. Albania	3	0	1	2	2:7	1

Group D – USSR, Nigeria, Netherlands, Brazil

4.6	Netherlands v. Brazil	1:1 (0:0)	1. Brazil	3	2	1	0	6:2	5
4.6	USSR v. Nigeria	0:1 (0:0)	2. Netherlands	3	1	2	0	4:3	4
6.6	Brazil v. Nigeria	3:0 (3:0)	3. Nigeria	3	1	1	1	1:3	3
6.6	Netherlands v. USSR	3:2 (1:0)	4. USSR	3	0	0	3	3:6	0
9.6	USSR v. Brazil	1:2 (0:0)							
9.6	Nigeria v. Netherlands	0:0 (0:0)							
12.6	Argentina v. Netherlands	2:1 (0:1)							

Team: NETHERLANDS

Venue		Guadalajara	Monterrey	Monterrey	León
Altitude		1567 m			2037 m
			538 m	538 m	
Temp.		31°	30°	19°	32°
Humidity		46%	86%	83%	40%
Km		660		560	
Travel					
Kick-off		19 h	21 h	21 h	12 h
Opponent		Brazil	USSR	Nigeria	Argentina
Result		1:1	0:0	0:0	1:2

The results of the preliminary round do not accurately reflect the talent present in this team, since despite playing well, too many lapses of concentration crept in, especially in finishing.

Against Argentina, one of the tournament favourites, the Dutch were able to raise their game.

In a hard-fought game, the South Americans proved the cleverer team and won a passage to the next round.

The Dutch team came to Mexico very well prepared and won a lot of friends there. Their style of play was very modern, and their talented individual players provided a real challenge for the South Americans.

Team List

No	Player	Match 1	Match 2	Match 3	¼ Final
1	Menzo				
2	Koot				
3	Duut				
4	Siloooy				
5	Teuben				
6	Snoei				
7	Schip, van't				
8	Vanenburg				
9	Basten, van				
10	Roord				
11	Wit, de				
12	Boogaard, v. d.				
13	Been				
14	Godee				
15	Kramer				
16	Laurs				
17	Bakker				
18	Panhuis				

Korea Rep.

Hitherto participation: 1979, 1981



Korea's qualification for Mexico can ultimately be traced back to experience gathered at previous World Youth Championships. After qualifying, the team *underwent a concentrated preparatory training programme and hoped to be able to repeat earlier successes.*

2 8 8 2	Korea Rep. v. Korea DPR	0 2	½ Finals	
4 8 8 2	Malaysia v. Korea Rep.	0 6	Korea DPR v. Korea Rep.	5 3
6 8 8 2	Korea Rep. v. Hong Kong	6 1	3rd Place	
8 8 8 2	Singapore v. Korea Rep.	0 6	Thailand v. Korea Rep.	1 4

Group A – Mexico, Australia, Korea Rep., Scotland

2 6	Mexico v. Australia	1 1 (1 0)	1 Scotland	3	2	0	1	4 2	4
3 6	Korea Rep. v. Scotland	0 2 (0 0)	2 Korea Rep.	3	2	0	1	4 4	4
5 6	Korea Rep. v. Mexico	2 1 (1 1)	3 Australia	3	1	1	1	4 4	3
5 6	Scotland v. Australia	1 2 (0 0)	4 Mexico	3	0	1	2	2 4	1
8 6	Mexico v. Scotland	0 1 (0 1)							
8 6	Australia v. Korea Rep.	1 2 (0 2)							

¼ Finals

1 6	Uruguay v. Korea Rep.	1 2* (0 0, 1 1)
-----	-----------------------	-----------------

½ Finals

15 6	Korea Rep. v. Brazil	1 2 (1 1)
------	----------------------	-----------

3rd Place

18 6	Poland v. Korea Rep.	2 1* (0 1, 1 1)
------	----------------------	-----------------

Team: KOREA REP.

Venue		Toluca	Mexico D.F.	Toluca	Monterrey	Monterrey	Guadalajara	
Altitude		2665 m	2240 m	2665 m	538 m	538 m	1567 m	
Temp.								
Humidity		27%	37%	29%	86%	85%	46%	
Km		60	60	60	1040		660	
Travel								
Kick-off		15 h	12 h	16 h	17 h	17 h	19 h	
Opponent		Scotland	Mexico	Australia	Uruguay	Brazil	Poland	
Result		0:2	2:1	2:1	2:1*	1:2	1:2*	

Team List

No	Player	Match 1	Match 2	Match 3	¼ Final	½ Final	3 rd Place	
1	Kim, P.-J.	■		■			■	
2	Kim, P.-K.	■		■			■	
3	Moon	■		■			■	
4	No	■	▲	■	▲	▲	■	
5	Yoo	■		■			■	
6	Jang	■		■			■	
7	Lee, T.-H.	■		■	▲	▲	■	
8	Lee, K.-K.	■		■	▲	▲	■	
9	Kim, J.-B.	■		■	▲	▲	■	
10	Shin	■		■			■	
11	Lee, S.-H.	■	▲	■	■	■	■	
12	Choi, I.-H.	■		■			■	
13	Kim, H.-K.	■		■	▲	▲	■	
14	Kang	■	▲	■	▲	▲	■	
15	Kim, J.-K.	■	▲	■	▲	▲	■	
16	Choi, Y.-K.	■	▲	■	▲	▲	■	
17	Lee, H.-C.	■		■	■	■	■	
18	Lee, M.-Y.	■		■			■	

The Korean team played better round by round in the preliminary games and deservedly qualified for the quarter-finals.

This improvement continued, and their sportsmanship won them extra friends in Mexico.

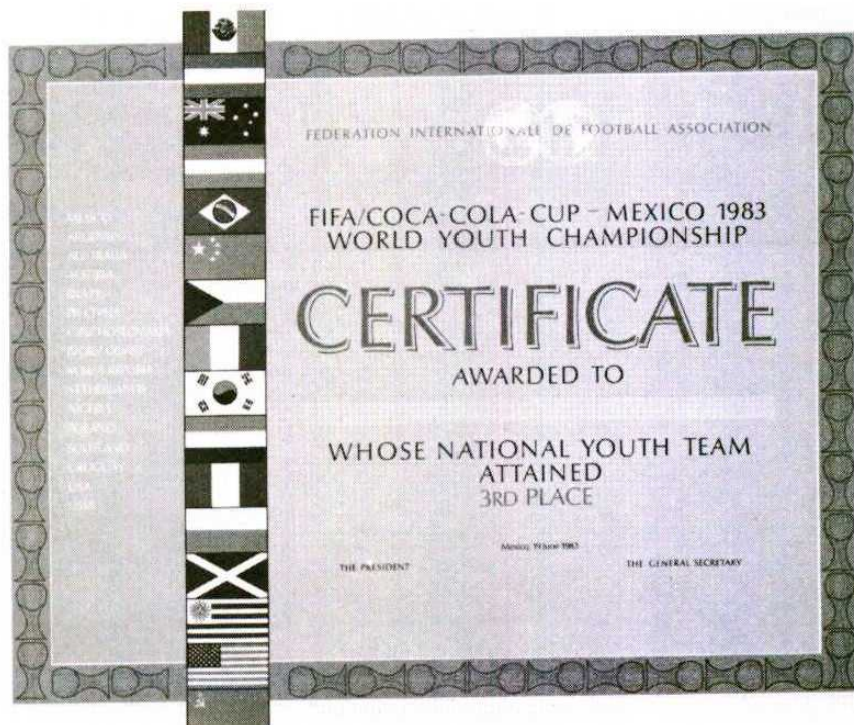
Their playing ability, reinforced by great enthusiasm for the game, brought them through the quarter-final game against Uruguay, into a semi-final encounter with Brazil.

In what was perhaps the best game of the whole tournament in Mexico, it looked for a while as if the eventual champions were in for a surprise, but the greater professional and international experience of the South Americans finally turned the game their way.

A criticism levelled at the Koreans in the earlier rounds was a failure to take good scoring chances, and certainly greater success in this respect would have brought a better result in the play-off for third place.

Nevertheless, the Korean team has a right to be proud of its achievement, leaving many highly favoured European and South American teams below them in the final placings and obtaining the highest position ever reached by an Asian team in a FIFA Youth Competition.

It is hoped that this success will have an influence on the Asian Confederation and provide motivation for the further development of football.



Despite initial unconvincing performances in the group games, the Poles were able to collect enough points against their less internationally experienced opponents to enter the quarter-finals.

Thanks to a more homogeneous and more consistent team performance, the Poles beat Scotland in this all-European battle in the heat.

Despite losing to Argentina in the semi-final, the Poles had once again demonstrated their knack of

being able to play better in the big football tournaments.

Against the Koreans they were able to clinch a scarcely hoped-for victory, and thus end up the most highly placed of all the European teams.

Although they did not shine with the individual brilliance of the South Americans, their solid team performance was most impressive.



Poland

Hitherto participation: 1979, 1981



Polish youth teams have a tradition of doing well at World Youth Championships, and this lifted the 1983 side into the group of fancied teams, while recognising that environmental factors might possibly disturb the team's harmony.

21.5.82	Poland v. Belgium	1-0	1 Poland	3	2	1	0	2.0	5
23.5.82	Spain v. Poland	0-1	2 Belgium	3	2	0	1	4.2	4
25.5.82	Bulgaria v. Poland	0-0	3 Bulgaria	3	1	1	1	2.2	3
½ Finals			4 Spain	3	0	0	3	2.6	0
28.5.82	Poland v. Scotland	0-2							
3rd Place									
30.5.82	USSR v. Poland	3-1							

Group B – Poland, Ivory Coast, Uruguay, USA

3.6	Poland v. Ivory Coast	7-2 (3-0)	1 Uruguay	3	2	1	0	6.3	5
3.6	Uruguay v. USA	3-2 (1-0)	2 Poland	3	2	0	1	10.5	4
5.6	USA v. Ivory Coast	1-0 (0-0)	3 USA	3	1	0	2	3.5	2
6.6	Uruguay v. Poland	3-1 (0-0)	4 Ivory Coast	3	0	1	2	2.8	1
8.6	Poland v. USA	2-0 (0-0)							
8.6	Ivory Coast v. Uruguay	0-0 (0-0)							

¼ Finals

11.6	Scotland v. Poland	0-1 (0-1)
------	--------------------	-----------

3rd Place

18.6	Poland v. Korea Rep	2-1* (0.1.1.1)
------	---------------------	----------------

½ Finals

15.6	Poland v. Argentina	0-1 (0-0)
------	---------------------	-----------

Team: POLAND

Venue		Puebla	León	Puebla	Mexico D.F.	Mexico D.F.	Guadalajara	
Altitude		2162 m	2037 m	2162 m	2240 m	2240 m	1567 m	
Temp.		28°	32°	26°	27°	24°	26°	
Humidity		17%	40%	14%	37%	40%	46%	
Km		545	545	125		600		
Travel								
Kick-off		14 h	17 h	14 h	12 h	20 h	19 h	
Opponent		Ivory Coast	Uruguay	USA	Scotland	Argentina	Korea Rep.	
Result		7:2	1:3	2:0	1:0	0:1	2:1*	

Team List

No	Player	Match 1	Match 2	Match 3	½ Final	½ Final	3 rd Place
1	Wandzik						
2	Piotrowicz						
3	Wenclewski						
4	Gorgoń						
5	Modrzejewski						
6	Gruszecki						
7	Myśliński						
8	Wraga						
9	Klemenz						
10	Błaszczyk						
11	Krauze						
12	Bako						
13	Waśniewski						
14	Dobrowolski						
15	Szczepański						
16	Stroiński						
17	Ludwiczak						
18	Leśniak						

Argentina

Hitherto participation: 1979, 1981



Taking early successes into account meant that Argentina had to be among the close favourites. Potential, preparation and experience raised them above the level of the other teams. The earlier exploits of the Argentines, with Maradona, Diaz, Barbas etc. are still remembered — a reminder to other teams, but perhaps a burden for the Argentines themselves.

23.1.83	Peru v. Argentina	0.2	1. Argentina	4	4	0	0	9.2	8
25.1.83	Argentina v. Paraguay	2.0	2. Bolivia	4	2	0	2	9.7	4
28.1.83	Argentina v. Venezuela	2.1	3. Paraguay	4	2	0	2	7.6	4
2.2.83	Bolivia v. Argentina	1.3	4. Peru	4	1	0	3	11.9	2
			5. Venezuela	4	1	0	3	2.14	2

Final Round

6.2.83	Argentina v. Uruguay	3.3	1. Brazil	3	2	1	0	6.2	5
9.2.83	Argentina v. Bolivia	3.2	2. Uruguay	3	1	2	0	6.5	4
13.2.83	Brazil v. Argentina *	3.2	3. Argentina	3	1	1	1	8.8	3
	* match abandoned at 81st minute		4. Bolivia	3	0	0	3	4.9	0

Group C - China PR, Argentina, Czechoslovakia, Austria

4.6	China PR v. Argentina	0.5 (0.1)	1. Argentina	3	3	0	0	10.0	6
4.6	Czechoslovakia v. Austria	4.0 (1.0)	2. Czechoslovakia	3	2	0	1	7.4	4
7.6	Austria v. Argentina	0.3 (0.3)	3. China PR	3	1	0	2	5.8	2
7.6	Czechosl. v. China PR	3.2 (1.0)	4. Austria	3	0	0	3	0.10	0
9.6	Argentina v. Czechosl.	2.0 (1.0)							
9.6	China PR v. Austria	3.0 (0.0)							

¼ Finals

12.6	Argentina v. Netherlands	2.1 (0.1)
------	--------------------------	-----------

½ Finals

15.6	Poland v. Argentina	0.1 (0.0)
------	---------------------	-----------

Final

19.6	Argentina v. Brazil	0.1 (0.1)
------	---------------------	-----------


Team: ARGENTINA

Venue		Mexico D.F.	León	León	León	Mexico D.F.		Mexico D.F.
Altitude		2240 m	2037 m	2037 m	2037 m	2240 m		2240 m
Temp.		30°	32°	35°	32°	26°		27°
Humidity		37%	40%	40%	40%	37%		37%
Km		420				420		
Travel								
Kick-off		12 h	19 h	17 h	12 h	20 h		12 h
Opponent		China PR	Austria	CSSR	Netherlands	Poland		Brazil
Result		5:0	3:0	2:0	2:1	1:0		0:1

Team List

No	Player	Match 1	Match 2	Match 3	¼ Final	½ Final		Final
1	Islas							
2	Borelli							
3	Olivera							
4	Basualdo							
5	Dos Santos							
6	Theiler							
7	Garcia							
8	Vanemerak							
9	Gabrich							
10	Zarate							
11	Dertycia							
12	Prono							
13	Moreno							
14	Graciani							
15	Solaberrieta							
16	Dezotti							
17	Acosta							
18	Gaona							





EN EL DEPORTE F. | packard bell | MEXICO 83' 11:49' TOM

Mido BILLOS Mido

By their results in the preliminary round the Argentinians emphatically underlined their position as favourites, and many observers saw them as likely successors to the team that won the World Youth Championship in Japan in 1979.

A real challenge was provided for them in the quarter-final by a very well-dispositioned Dutch team. The Argentinians emerged as the lucky winners in a hard-fought match.

In a somewhat easier semi-final match against Poland they demonstrated all their skills and the positive aspects of South American football, which had been so impressive throughout the championship.

This win over the best-placed European team brought them into the final, not undeservedly if their overall performance is considered.

In the final, local rivalry dominated and the real skills were only sporadically displayed. The expected football demonstration, which attracted 110,000 spectators into the Aztec Stadium did not come to pass. Physical and tactical aspects were dominant, the Argentinians adopting a defensive formation to stop the Brazilians developing their game.

A single penalty goal prevented the Argentinians from repeating their 1979 victory.



The high point of their games in Guadalajara (3 preliminaries and quarter-final) was definitely the match against Czechoslovakia.

At last their technical superiority seemed to be paying off in terms of results.

This victory effectively confirmed their position as favourites.

The Brazilians were superior to the Czechs in every respect. Above all their attacking play was very impressive, with every player, technically brilliant, playing a part.

In the semi-final the Koreans forced the Brazilians to use every bit of their ability, and even threatened to keep them out of the final. In the last quarter of an hour the Brazilians managed to raise their game even a bit more, and assured themselves of victory in a match that produced the best skills and the best football of the whole tournament.

As mentioned in the case of Argentina, the final provided no further improvement. Ultimately their greater number of outstanding individual players made Brazil worthy winners of the 1983 World Youth Championship in Mexico.



Brazil

Hitherto participation: 1977, 1981



Even before the tournament they were the top favourites. The environmental conditions and the potential of their players only strengthened the experts' opinion.

22.1.83	Brazil v Ecuador	3 0	1 Brazil	4 4 0 0	10 1 8
24.1.83	Brazil v Colombia	3 0	2 Uruguay	4 3 0 1	8 7 6
29.1.83	Brazil v Uruguay	3 1	3 Chile	4 1 0 3	4 6 2
1.2.83	Brazil v Chile	1 0	4 Ecuador	4 1 0 3	6 10 2
			5 Columbia	4 1 0 3	5 9 2

Final Round

5.2.83	Brazil v Bolivia	3 0	1 Brazil	3 2 1 0	6 2 5
9.2.83	Brazil v Uruguay	0 0	2 Uruguay	3 1 2 0	6 5 4
13.2.83	Brazil v Argentina*	3 2	3 Argentina	3 1 1 1	8 8 3
	* match abandoned at 81st minute		4 Bolivia	3 0 0 3	4 9 0

Group D – USSR, Nigeria, Netherlands, Brazil

4.6.	Netherlands v Brazil	1 1 (0 0)	1 Brazil	3 2 1 0	6 2 5
4.6.	USSR v Nigeria	0 1 (0 0)	2 Netherlands	3 1 2 0	4 3 4
6.6.	Brazil v Nigeria	3 0 (3 0)	3 Nigeria	3 1 1 1	1 3 3
6.6.	Netherlands v USSR	3 2 (1 0)	4 USSR	3 0 0 3	3 6 0
9.6.	USSR v Brazil	1 2 (0 0)			
9.6.	Nigeria v Netherlands	0 0 (0 0)			

¼ Finals

2.6.	Brazil v Czechoslovakia	4 1 (3 1)
------	-------------------------	-----------

½ Finals

1.5.6.	Korea Rep. v. Brazil	1 2 (1 1)
--------	----------------------	-----------

Finals

1.9.6.	Argentina v Brazil	0 1 (0 1)
--------	--------------------	-----------

Team: BRAZIL

Venue		Guadalajara	Guadalajara	Guadalajara	Guadalajara	Monterrey		Mexico D.F.
Altitude		1567 m	1567 m	1567 m	1567 m	538 m		2240
Temp.		30°	30°	31°	32°	30°		27°
Humidity		46%	46%	52%	50%	86%		37%
Km						660		980
Travel								
Kick-off		19 h	19 h	19 h	14 h	17 h		12 h
Opponent		Netherlands	Nigeria	USSR	CSSR	Korea Rep.		Argentina
Result		1:1	3:0	2:1	4:1	2:1		1:0

Team List

No	Player	Match 1	Match 2	Match 3	¼ Final	½ Final		Final
1	Duarte							
2	Bonifacio							
3	Alves							
4	Camarin Junior							
5	Coelho Filho	▲	▲		▲			▲
6	Machado							
7	Vilella							
8	Silva							
9	Santos	▲	▲	▲		▲		▲
10	Gama de Oliveira	▲		▲		▲		▲
11	Ferreira Primo	▲	▲	▲		▲		▲
12	Brigatti							
13	Campos							
14	Bagatini							
15	Angeli							
16	Bledorn Verri							
17	Oliveira	▲	▲	▲	▲	▲		▲
18	Tobias		▲					



General Statistics



Team Lists
Fair Play
Goal-scorers
Substitutions
Awards

FIFA/Coca-Cola Cup – World Youth Championship, Mexico 1983

Official Results / Résultats officiels / Resultados oficiales / Offizielle Resultate

First Final Round

Group A – Mexico, Australia, Korea Republic, Scotland

2.6	Mexico	Mexico v. Australia	1:1 (1:0)	Classification:					
3.6	Toluca	Korea Rep. v. Scotland	0:2 (0:0)						
5.6	Mexico	Korea Rep. v. Mexico	2:1 (1:1)	1 Scotland	3	2	0	1	4:2
5.6	Toluca	Scotland v. Australia	1:2 (0:0)	2 Korea Rep.	3	2	0	1	4:4
8.6	Mexico	Mexico v. Scotland	0:1 (0:1)	3 Australia	3	1	1	1	4:4
8.6	Toluca	Australia v. Korea Rep.	1:2 (0:2)	4 Mexico	3	0	1	2	2:4

Group B – Poland, Ivory Coast, Uruguay, USA

3.6	Puebla	Poland v. Ivory Coast	7:2 (3:0)	Classification:					
3.6	Guadalajara	Uruguay v. USA	3:2 (1:0)						
5.6	Puebla	USA v. Ivory Coast	1:0 (0:0)	1 Uruguay	3	2	1	0	6:3
6.6	León	Uruguay v. Poland	3:1 (0:0)	2 Poland	3	2	0	1	10:5
8.6	Puebla	Poland v. USA	2:0 (0:0)	3 USA	3	1	0	2	3:5
8.6	Irapuatu	Ivory Coast v. Uruguay	0:0 (0:0)	4 Ivory Coast	3	0	1	2	2:8

Group C – China PR, Argentina, Czechoslovakia, Austria

4.6	Mexico	China PR v. Argentina	0:5 (0:1)	Classification:					
4.6	Puebla	Czechoslovakia v. Austria	4:0 (1:0)						
7.6	León	Austria v. Argentina	0:3 (0:3)	1 Argentina	3	3	0	0	10:0
7.6	Irapuatu	Czechosl. v. China PR	3:2 (1:0)	2 Czechoslovakia	3	2	0	1	7:4
9.6	León	Argentina v. Czechosl.	2:0 (1:0)	3 China PR	3	1	0	2	5:8
9.6	Irapuatu	China PR v. Austria	3:0 (0:0)	4 Austria	3	0	0	3	0:10

Group D – USSR, Nigeria, Netherlands, Brazil

4.6	Guadalajara	Netherlands v. Brazil	1:1 (0:0)	Classification:					
4.6	Monterrey	USSR v. Nigeria	0:1 (0:0)						
6.6	Guadalajara	Brazil v. Nigeria	3:0 (3:0)	1 Brazil	3	2	1	0	6:2
6.6	Monterrey	Netherlands v. USSR	3:2 (1:0)	2 Netherlands	3	1	2	0	4:3
9.6	Guadalajara	USSR v. Brazil	1:2 (0:0)	3 Nigeria	3	1	1	1	1:3
9.6	Monterrey	Nigeria v. Netherlands	0:0 (0:0)	4 USSR	3	0	0	3	3:6

Quarter Finals / Quarts de finale / Cuartos de final / Viertelfinals

11.6	Mexico	Scotland v. Poland	0:1 (0:1)	Qualified for Semi-Finals:	
1.6	Monterrey	Uruguay v. Korea Rep.	1:2* (0:0, 1:1)	Poland	
				Korea Republic	
12.6	León	Argentina v. Netherlands	2:1 (0:1)	Argentina	
2.6	Guadalajara	Brazil v. Czechoslovakia	4:1 (3:1)	Brazil	

Semi-Finals / Demi-finales / Semifinales / Halbfinals

15.6	Mexico	Poland v. Argentina	0:1 (0:0)	Argentina
15.6	Monterrey	Korea Rep. v. Brazil	1:2 (1:1)	Brazil

Match for 3rd place / Match pour 3e place / Partido por el 3er puesto / Spiel um den 3. Platz

18.6	Guadalajara	Poland v. Korea Rep.	2:1* (0:1, 1:1)
------	-------------	----------------------	-----------------

Final / Finale / Endspiel

19.6	Mexico	Argentina v. Brazil	0:1 (0:1)	1. Brazil	3. Poland
				2. Argentina	4. Korea Republic

* after extra-time / après prolongation / después de tiempo suplementario / nach Verlängerung

Group Matches / Matches de groupe / Partidos de grupo / Gruppenspiele

Group A – Mexico, Australia, Korea Republic, Scotland

1 2.6. 21.00 Mexico Mexico v. Australia 1:1 (1:0)

Mexico: 1 Navarro, 2 Hernández, 3 Macedo, 4 Quintero, 5 Villegas, 6 Bernal, 7 Garcia, 8 España, 9 Muciño (66 min 17 Vazquez), 10 Reyna, 11 Moreno
Res.: 12 Nava, 13 Gamboa, 16 González, 17 Vazquez, 18 Panduro

Australia: 18 Franken, 2 Maier, 3 McCulloch, 5 Jones, 6 Stewart (46 min 4 Dakos), 7 Farina, 8 Patikas, 9 Brown, 10 Lowe, 11 Incantalupo (59 min 15 Licata), 14 Vlietstra
Res.: 1 Hummel, 4 Dakos, 13 Rizzotto, 15 Licata, 16 Glockner

- a) 1:0 (16 min) 6 Bernal / 1:1 (73 min) 7 Farina
b) A. Biguet (France) – H. Silva (Chile), H. Brummeier (Austria)
c) 108,900
d) Mexico: 4 Quintero / Australia: 6 Russell
e) –

2 3.6. 15.00 Toluca Korea Rep. v. Scotland 0:2 (0:0)

Korea Rep.: 1 Pung-Joo, 2 Pan-Keun, 3 Won-Keun, 4 In-Woo, 5 Byung-Ok, 6 Jang Jung, 7 Tae-Hyung, 8 Kee-Keung (59 min 9 Jong-Boo), 10 Yon-Ho, 16 Yong-Kil (64 min 15 Jong-Kon), 17 Hyun-Chul
Res.: 18 Moon-Young, 15 Jong-Kon, 13 Heung-Kwon, 11 Sung-Hee, 9 Jong-Boo

Scotland: 1 Gunn, 2 Beaumont, 6 Cooper, 13 McPherson, 11 McNally, 14 McStay, 3 Bowman, 8 Dobbin, 16 Nevin, 9 McClair (55 min 7 Dick), 4 Black (80 min 10 McGinnis)
Res.: 12 Westwater, 17 Philliben, 18 Rice, 10 McGinnis, 7 Dick

- a) 0:1 (62 min) 8 Dobbin / 0:2 (76 min) 8 Dobbin
b) E. Bellion (USA) – J. Keizer (Netherlands), C. Esposito (Argentina)
c) 26,191
d) Korea Rep.: 6 Jang Jung
e) –

9 5.6. 12.00 Mexico Korea Rep. v. Mexico 2:1 (1:1)

Korea Rep.: 18 Moon-Young, 2 Pan-Keun, 3 Won-Keun, 5 Byung-Ok, 6 Jang Jung, 4 In-Woo (57 min 16 Yong-Kil), 15 Jong-Kon, 7 Tae-Hyung, 9 Jong-Boo, 10 Yon-Ho, 11 Sung-Hee (64 min 14 Jae-Soon)

Res.: 1 Pung-Joo, 8 Kee-Keun, 13 Heung-Kwon, 14 Jae-Soon, 16 Yong-Kil

Mexico: 1 Navarro, 2 Hernández, 3 Macedo, 4 Quintero (64 min 12 Nava), 5 Villegas, 6 Bernal, 7 Garcia, 8 España, 9 Muciño (65 min 17 Vazquez), 10 Reyna, 11 Moreno
Res.: 18 Paunduro, 12 Nava, 15 Huerta, 17 Vazquez, 16 González

- a) 0:1 (10 min) 10 Reyna / 1:1 (29 min) 4 In-Woo / 2:1 (89 min) 10 Yon-Ho
b) J. Keizer (Netherlands) – A. Biguet (France), E. Bellion (USA)
c) 71,198
d) –
e) –

10 5.6. 16.00 Toluca Scotland v. Australia 1:2 (0:0)

Scotland: 1 Gunn, 2 Beaumont, 3 Bowman, 4 Black, 5 Clarke, 6 Cooper, 8 Dobbin (70 min 7 Dick), 13 McPherson, 14 McStay, 16 Nevin, 18 Rice (70 min 10 McGinnis)
 Res.: 12 Westwater, 7 Dick, 10 McGinnis, 15 McKay, 17 Philliben

Australia: 18 Franken, 2 Maier, 13 Rizzotto, 14 Vlietstra, 4 Dakos, 8 Patikas, 6 Stewart, 7 Farina (58 min 17 Wright), 10 Lowe, 9 Brown, 11 Incantalupo (63 min 15 Licata)
 Res.: 1 Hummel, 5 Jones, 12 Daley, 15 Licata, 17 Wright

- a) 0:1 (52 min) 11 Incantalupo / 1:1 (61 min) 14 McStay / 1:2 (87 min) 8 Patikas
 b) C. Esposito (Argentina) — H. Brummeier (Austria), L. Felix (Brazil)
 c) 22,111
 d) Australia: 13 Rizzotto, 9 Brown
 e) —

17 8.6. 20.00 Mexico Mexico v. Scotland 0:1 (0:1)

Mexico: 1 Navarro, 2 Hernández (46 min 16 González), 7 García, 4 Quintero, 5 Villegas (51 min 13 Gamboa), 6 Bernal, 8 España, 10 Reyna, 11 Moreno, 15 Huerta, 17 Vazquez
 Res.: 18 Panduro, 12 Nava, 13 Gamboa, 16 González, 9 Muciño

Scotland: 1 Gunn, 3 Bowman, 5 Clarke, 6 Cooper, 7 Dick (84 min 15 McKay), 8 Dobbin, 10 McGinnis, 11 McNally, 14 McStay, 16 Nevin (72 min 4 Black), 17 Philliben
 Res.: 12 Westwater, 2 Beaumont, 4 Black, 9 McClair, 15 McKay

- a) 0:1 (45 min) 5 Clarke
 b) L. Felix (Brazil) — E. Bellion (USA), J. Keizer (Netherlands)
 c) 86,582
 d) Scotland: 7 Dick
 e) —

18 8.6. 16.00 Toluca Australia v. Korea Rep. 1:2 (0:2)

Australia: 18 Franken, 2 Maier, 3 McCulloch, 14 Vlietstra, 4 Dakos, 13 Rizzotto, 8 Patikas, 9 Brown, 6 Stewart (65 min 7 Farina), 10 Lowe, 11 Incantalupo (35 min 15 Licata)
 Res.: 1 Hummel, 5 Jones, 15 Licata, 16 Glockner, 7 Farina

Korea Rep.: 1 Pung-Joo, 2 Pan-Keun, 3 Won-Keun, 4 In-Woo, 5 Byung-Ok, 6 Jang Jung, 7 Tae-Hyung (65 min 13 Heung-Kwon), 9 Jong-Boo, 10 Yon-Ho, 15 Jong-Kon, 17 Hyun-Chul (56 min 8 Kee-Keun)
 Res.: 18 Moon-Young, 8 Kee-Keun, 11 Sung-Hee, 13 Heung-Kwon, 14 Jae-Soon

- a) 0:1 (16 min) 15 Jong-Kon / 0:2 (34 min) 9 Jong-Boo / 1:2 (53 min) 9 Brown
 b) H. Brummeier (Austria) — C. Esposito (Argentina), H. Silva (Chile)
 c) 24,812
 d) Australia: 2 Maier / Korea Rep.: 3 Won-Keun
 e) —

Group B – Poland, Ivory Coast, Uruguay, USA

3 3.6. 14.00 Puebla Poland v. Ivory Coast 7:2 (3:0)

Poland: 1 Wandzik, 2 Piotrowicz (72 min 14 Krauze), 17 Wenclewski, 7 Gorgon, 16 Modrzejewski, 10 Wraga, 8 Gruszecki, 9 Klemenz, 5 Mislinski, 11 Blaszyk, 15 Lesniak
Res.: 12 Bako, 4 Stroinski, 6 Dobrowolski, 13 Ludwiczak, 14 Krauze

Ivory Coast: 1 Lancina, 13 Kah (46 min 4 Soro), 8 Sacre, 9 Tchetché, 11 Gbala, 17 Ori, 6 Boussou (62 min 12 Gba), 16 Oumar, 15 Kassy, 14 Fofana, 2 Didi
Res.: 18 Assieoussou, 4 Soro, 7 Gbezie, 12 Gba, 3 Guede

- a) 1:0 (4 min) 9 Klemenz / 2:0 (21 min) 9 Klemenz / 3:0 (22 min) 7 Gorgon / 4:0 (48 min) 10 Wraga / 5:0 (51 min) 9 Klemenz / 6:0 (59 min) 5 Myslinski / 6:1 (67 min) 2 Didi / 6:2 (80 min) 15 Kassy / 7:2 (85 min) 15 Lesniak
 b) Zhang Daqiao (PR China) – F. Okubule (Nigeria), R. Yushka (USSR)
 c) 14,130
 d) Ivory Coast: 4 Soro
 e) –

4 3.6. 19.00 Guadalajara Uruguay v. USA 3:2 (1:0)

Uruguay: 1 Picum, 2 Martinez, 3 Uberti, 4 Esnal, 5 Perdomo, 14 Ancheta, 7 Miranda (70 min 13 De León), 8 Salazar, 9 Aguilera, 16 Montañó (81 min 10 Martinez), 11 Sosa
Res.: 12 Fuentes, 13 De León, 18 Ayala, 15 Saldaña, 10 Martinez

USA: 1 Duback, 4 Caligiuri, 5 Groesser, 6 Maurer, 8 Arya (75 min 7 Stewart), 10 Ervine, 11 Ramos (65 min 9 Brady), 14 Gelnovatch, 15 Hooker, 16 Perez, 17 Sanderson
Res.: 2 Peat, 13 Forero, 7 Stewart, 9 Brady, 12 T. Snyder

- a) 1:0 (1 min) 9 Aguilera / 2:0 (57 min) 11 Sosa / 2:1 (60 min) 15 Hooker / 3:1 (64 min) 11 Sosa / 3:2 (67 min) 16 Perez
 b) i. Gregř (Czechoslovakia) – C.L. Alfaro (Costa Rica), K. Hackett (England)
 c) 17,821
 d) USA: 10 Ervine
 e) –

11 5.6. 14.00 Puebla USA v. Ivory Coast 1:0 (0:0)

USA: 1 Duback, 3 Black (66 min 13 Forero), 4 Caligiuri, 5 Groesser, 18 Scott Snyder (46 min 11 Ramos), 10 Ervine, 14 Gelnovatch, 9 Brady, 17 Sanderson, 16 Perez, 15 Hooker
Res.: 2 Peat, 8 Arya, 11 Ramos, 12 Troy Snyder, 13 Forero

Ivory Coast: 18 Assieoussou, 3 Guede (74 min 4 Soro), 8 Sacre, 7 Gbezie, 9 Tchetché, 12 Gba, 2 Didi, 17 Ori, 15 Kassy, 5 Baroan, 14 Fofana
Res.: 4 Soro, 16 Oumar, 13 Kah, 6 Boussou, 10 Diaby

- a) 1:0 (79 min) 14 Gelnovatch
 b) C. Pagano (Peru) – R. Yushka (USSR), Zhang Daqiao (PR China)
 c) 11,836
 d) –
 e) Ivory Coast: 12 Gba, 17 Ori, 15 Kassy

12 6.6. 17.00 León Uruguay v. Poland 3:1 (0:0)

Uruguay: 1 Picum, 2 Carlos Martinez, 3 Uberti, 4 Esnal, 5 Perdomo (80 min 10 Jorge Martinez), 14 Ancheta, 7 Miranda (66 min 18 Ayala), 8 Salazar, 9 Aguilera, 16 Montaña, 11 Sosa

Res.: 12 Fuentes, 13 De León, 6 Silva, 18 Ayala, 10 Jorge Martinez

Poland: 1 Wandzik, 4 Stroinski, 7 Gorgon, 8 Gruszecki, 9 Klemenz, 10 Wraga, 11 Blaszczyk, 13 Ludwiczak, 15 Lesniak, 16 Modrzejewski, 17 Wenclewski

Res.: 3 Szczepanski, 5 Myslinski, 6 Dobrowolski, 12 Bako, 18 Wasniewski

- a) 1:0 (52 min) 8 Salazar / 2:0 (54 min) 9 Aguilera / 2:1 (57 min) 9 Klemenz / 3:1 (66 min) 9 Aguilera
 b) M. Larache (Morocco) – B. McGinlay (Scotland), E. Mendoza (Mexico)
 c) 23,117
 d) Uruguay: 3 Uberti
 e) –

19 8.6. 14.00 Puebla Poland v. USA 2:0 (0:0)

Poland: 1 Wandzik, 2 Piotrowicz, 7 Gorgon, 8 Gruszecki, 9 Klemenz, 10 Wraga, 11 Blaszczyk, 14 Krauze (86 min 6 Dobrowolski), 15 Lesniak (79 min 3 Szczepanski), 16 Modrzejewski, 18 Wasniewski

Res.: 3 Szczepanski, 5 Myslinski, 6 Dobrowolski, 12 Bako, 13 Ludwiczak

USA: 1 Duback, 6 Maurer (59 min 17 Sanderson), 5 Groesser, 4 Caligiuri, 10 Ervine, 8 Arya (37 min 3 Black), 14 Gelnovatch, 9 Brady, 16 Perez, 18 Scott Snyder, 15 Hooker
Res.: 17 Sanderson, 7 Stewart, 2 Peat, 12 Troy Snyder, 3 Black

- a) 1:0 (76 min) 15 Lesniak / 2:0 (85 min) 3 Szczepanski
 b) F. Okubule (Nigeria) – Zhang Daqiao (PR China), C. Pagano (Peru)
 c) 16,103
 d) Poland: 11 Blaszczyk
 e) –

20 8.6. 15.00 Irapuato Ivory Coast v. Uruguay 0:0 (0:0)

Ivory Coast: 18 Assieoussou, 4 Soro, 8 Sacre, 3 Guede, 9 Tchetché, 5 Baroan, 13 Kah, 16 Oumar, 6 Boussou, 2 Didi, 14 Fofana
Res.: 10 Diaby, 11 Gbala, 1 Doumbia

Uruguay: 1 Picum, 15 Saldaña, 13 De León, 2 Carlos Martinez, 6 Silva, 8 Salazar, 14 Ancheta, 10 Jorge Martinez (62 min 16 Montaña), 7 Miranda, 9 Aguilera (46 min 17 Olivera), 18 Ayala
Res.: 12 Fuentes, 4 Esnal, 3 Uberti, 17 Olivera, 16 Montaña

- a) –
 b) Lee Do-Ha (Korea Rep.) – C. Bambridge (Australia), M. Karim (Bahrain)
 c) 15,317
 d) Ivory Coast: 14 Fofana / Uruguay: 16 Montaña
 e) –

Group C – PR China, Argentina, Czechoslovakia, Austria

5 4.6. 12.00 Mexico PR China v. Argentina 0:5 (0:1)

PR China: 18 Li Zhigao, 2 Wang Wenzhong (74 min 17 Shan Gunji), 3 Jia Xiuquan, 4 Mai Chao, 5 Hu Yijun, 6 Zhong Yunyue, 7 Li Huayun, 8 Zhu Ping, 9 Cheng Fangping (46 min 14 Wang Jun), 15 Liu Haiguang, 16 Duan Ju

Res.: 1 Fu Yubin, 11 Li Yong, 12 Guo Yijun, 14 Wang Jun, 17 Shan Cunji

Argentina: 1 Islas, 4 Basualdo, 15 Solaberrieta, 6 Theiler, 3 Olivera, 18 Gaona, 8 Vanemerak, 10 Zarate, 7 Garcia, 9 Gabrich, 11 Dertycia (72 min 17 Acosta)

Res.: 12 Prono, 13 Moreno, 14 Graciani, 16 Dezotti, 17 Acosta

- a) 0:1 (16 min) 9 Gabrich / 0:2 (53 min) 7 Garcia / 0:3 (70 min) 11 Dertycia / 0:4 (81 min) 10 Zarate / 0:5 (89 min) 17 Acosta
 b) H. Silva (Chile) – L. Felix (Brazil), A. Biguet (France)
 c) 19,376
 d) PR China: 2 Wang Wenzhong
 e) –

6 4.6. 14.00 Puebla Czechoslovakia v. Austria 4:0 (1:0)

Czechoslovakia: 18 Pribyl, 2 Hasek, 3 Vrba, 4 Kopca, 5 Bazant, 6 Kubik (81 min 7 Dostal), 8 Vlastimil Kula, 9 Karoch, 10 Karel Kula, 11 Miskut (66 min 13 Halkoci), 14 Hirko
 Res.: 1 Krbecek, 7 Dostal, 12 Fieber, 13 Halkoci, 15 Sukac

Austria: 1 Wohlfahrt, 2 Cvetko, 4 Kleinbichler, 5 Stumpf, 6 Tatar, 7 Ogris (33 min 13 Rieder), 8 Weinrich, 9 Polster, 10 Haizinger (54 min 14 Hrstic), 11 Marko, 3 Frind

Res.: 13 Rieder, 14 Hrstic, 16 Gabriel, 17 Obexer, 12 Gort

- a) 1:0 (9 min) 8 Vlastimil Kula / 2:0 (48 min) 9 Karoch / 3:0 (71 min) 8 Vlastimil Kula / 4:0 (89 min) 14 Hirko
 b) R. Yushka (USSR) – C. Pagano (Peru), F. Okubule (Nigeria)
 c) 21,112
 d) Austria: 5 Stumpf, 6 Tatar, 14 Hrstic
 e) –

15 7.6. 19.00 León Austria v. Argentina 0:3 (0:3)

Austria: 1 Wohlfahrt, 2 Cvetko, 3 Frind, 4 Kleinbichler (54 min 10 Haizinger), 5 Stumpf, 6 Tatar, 7 Ogris, 8 Weinrich (67 min 11 Marko), 9 Polster, 13 Rieder, 14 Hrstic
 Res.: 12 Gort, 10 Haizinger, 11 Marko, 15 Strobl, 17 Obexer

Argentina: 1 Islas, 4 Basualdo, 15 Solaberrieta, 6 Theiler, 3 Olivera, 18 Gaona, 8 Vanemerak, 10 Zarate, 7 Garcia (61 min 16 Dezotti), 9 Gabrich, 17 Acosta

Res.: 12 Prono, 2 Borelli, 14 Graciani, 16 Dezotti, 11 Dertycia

- a) 0:1 (13 min) 9 Gabrich / 0:2 (20 min) 10 Zarate / 0:3 (28 min) 9 Gabrich
 b) B. McGinlay (Scotland) – B. Grah (Ivory Coast), M. Larache (Morocco)
 c) 31,144
 d) Austria: 14 Hrstic / Argentina: 15 Solaberrieta, 6 Theiler, 16 Dezotti
 e) Austria: 9 Polster

16 7.6. 15.00 Irapuatu Czechoslovakia v. PR China 3:2 (1:0)

Czechoslovakia: 18 Pribyl, 2 Hasek, 3 Vrba, 4 Kopca, 5 Bazant (66 min 12 Fieber), 7 Dostal, 8 Vlastimil Kula (61 min 11 Miskut), 9 Karoch, 10 Karel Kula, 13 Halkoci, 14 Hirko
Res.: 1 Krbecek, 6 Kubik, 11 Miskut, 12 Fieber, 16 Horvath

PR China: 1 Fu Yubin, 3 Jia Xiuquan, 4 Mai Chao, 6 Zhong Yunyue, 7 Li Huayun, 12 Guo Yijun (61 min 11 Li Yong), 13 Chen Gyozhong, 14 Wang Jun, 15 Liu Haiguang, 16 Duan Ju (38 min 9 Chen Fangping), 17 Shan Cunji
Res.: 18 Li Zhigao, 8 Zhu Ping, 9 Chen Fangping, 11 Li Yong, 5 Hu Yijun

- a) 1:0 (34 min) 7 Dostal / 1:1 (49 min) 4 Mai Chao / 1:2 (56 min) 7 Li Huayun / 2:2 (75 min) 10 Karel Kula / 3:2 (89 min) 7 Dostal
b) M. Karim (Bahrain) – Lee Do-Ha (Korea Rep.), C. Bambridge (Australia)
c) 15,317
d) Czechoslovakia: 3 Vrba, 4 Kopca, 8 Vlastimil Kula / PR China: 3 Jia Xiuquan
e) –

21 9.6. 17.00 León Argentina v. Czechoslovakia 2:0 (1:0)

Argentina: 1 Islas, 4 Basualdo, 15 Solaberrieta (65 min 2 Borelli), 6 Theiler, 3 Olivera, 18 Gaona, 8 Vanemerak, 10 Zarate, 7 Garcia (84 min 14 Graciani), 9 Gabrich, 17 Acosta
Res.: 12 Prono, 2 Borelli, 13 Moreno, 14 Graciani, 16 Dezotti

Czechoslovakia: 18 Pribyl, 2 Hasek, 4 Kopca, 6 Kubik, 7 Dostal (73 min 9 Karoch), 11 Miskut (58 min 17 Zalesak), 12 Fieber, 13 Halkoci, 14 Hirko, 15 Sukac, 16 Horvath
Res.: 1 Krbecek, 3 Vrba, 8 Vlastimil Kula, 9 Karoch, 17 Zalesak

- a) 1:0 (15 min) 8 Vanemerak / 2:0 (77 min) 9 Gabrich
b) B. Grah (Ivory Coast) – M. Larache (Morocco), B. McGinlay (Scotland)
c) 14,143
d) Argentina: 1 Islas, 15 Solaberrieta
e) –

22 9.6. 15.00 Irapuatu PR China v. Austria 3:0 (0:0)

PR China: 1 Fu Yubin, 3 Jia Xiuquan, 4 Mai Chao, 6 Zhong Yunyue, 7 Li Huayun, 9 Cheng Fangping (24 min 8 Zhu Ping), 12 Guo Yijun, 14 Wang Jun, 15 Liu Haiguang, 16 Duan Ju, 17 Shan Cunji
Res.: 18 Li Zhigao, 5 Hu Yijun, 8 Zhu Ping, 13 Chen Gyozhong, 11 Li Yong

Austria: 1 Wohlfahrt, 2 Cvetko (34 min 8 Weinrich), 3 Frind, 4 Kleinbichler, 6 Tatar, 7 Ogris (58 min 5 Stumpfl), 10 Haizinger, 11 Marko, 12 Gort, 13 Rieder, 16 Gabriel
Res.: 5 Stumpfl, 8 Weinrich, 15 Strobl, 18 Walcher

- a) 1:0 (48 min) 15 Liu Haiguang / 2:0 (79 min) 12 Guo Yijun / 3:0 (88 min) 16 Duan Ju
b) C. Bambridge (Australia) – M. Karim (Bahrain), Lee Do-Ha (Korea Rep.)
c) 15,317
d) PR China: 17 Shan Cunji / Austria: 2 Cvetko
e) –

Group D – USSR, Nigeria, Netherlands, Brazil

7 4.6. 19.00 Guadalajara Netherlands v. Brazil 1:1 (0:0)

Netherlands: 1 Laurs, 2 Koot, 3 Duut, 4 Silooy, 5 Teuben, 6 Snoei, 7 Van't Schip, 8 Vanenburg, 9 Van Basten, 10 Roord, 17 Bakker (46 min 13 Been)

Res.: 12 Van der Boogaard, 13 Been, 15 Kramer, 16 Snelders, 18 Panhuis

Brazil: 1 Duarte, 2 Bonifacio, 3 Alves, 4 Camarin, 5 Coelho Filho (55 min 17 Oliveira), 7 Vilella, 8 Silva, 9 Santos (64 min 10 Gama de Oliveira), 11 Ferreira, 13 Campos, 16 Bledorn

Res.: 6 Machado, 10 Gama de Oliveira, 12 Brigatti, 14 Bagatini, 17 Oliveira

a) 1:0 (49 min) 13 Been / 1:1 (77 min) 8 Silva

b) F. Ericsson (Sweden) – I. Gregr (Czechoslovakia), C. Alfaro (Costa Rica)

c) 68,130

d) Netherlands: 4 Silooy, 5 Teuben, 17 Bakker / Brazil: 2 Bonifacio, 3 Alves, 8 Silva

e) –

8 4.6. 17.00 Monterrey USSR v. Nigeria 0:1 (0:0)

USSR: 1 Palamarchuk, 2 Islamov (66 min 15 Rodnenok), 3 Agapov, 4 Dochia, 5 Karataev, 6 Metlitskiy, 7 Eremenko, 10 Petrov, 11 Protasov, 12 Salimov, 18 Liaviandrauskas (46 min 17 Dmitriev)

Res.: 13 Demidov, 14 Tkebuchava, 15 Rodnenok, 16 Cherchesov, 17 Dmitriev

Nigeria: 18 Udoh, 8 Jeje, 13 Otti, 4 Okoku, 12 Disu, 15 Adesina, 11 Okoronwanta, 3 Olukanni, 10 Akinlotan (59 min 9 Akhahan), 2 Ehilegbu, 14 Edozor (78 min 7 Anigala)

Res.: 17 Adebajo, 6 Shofoluwe, 7 Anigala, 9 Akhahan, 5 Sadi

a) 0:1 (78 min) 11 Okoronwanta

b) F. Ramirez (Mexico) – A. Libich (Poland), J. Martinez (Uruguay)

c) 37,837

d) USSR: 7 Eremenko / Nigeria: 15 Adesina

e) –

13 6.6. 19.00 Guadalajara Brazil v. Nigeria 3:0 (3:0)

Brazil: 1 Duarte, 2 Bonifacio, 3 Alves, 4 Camarin, 7 Vilella, 16 Bledorn, 9 Santos, 11 Ferreira (60 min 18 Tobias), 13 Campos, 8 Silva, 17 Oliveira (76 min 5 Coelho Filho)

Res.: 5 Coelho Filho, 10 Gama de Oliveira, 12 Brigatti, 14 Bagatini, 18 Tobias

Nigeria: 18 Udoh (45 min 1 Abgonavbare), 8 Jeje, 13 Otti, 4 Okoku, 12 Disu, 15 Adesina, 11 Okoronwanta, 3 Olukanni, 5 Sadi (45 min 9 Akhahan), 2 Ehilegbu, 14 Edozor

Res.: 1 Abgonavbare, 6 Shofoluwe, 7 Anigala, 10 Akinlotan, 9 Akhahan

a) 1:0 (7 min) 17 Oliveira / 2:0 (32 min) 9 Santos / 3:0 (43 min) 8 Silva

b) C. Alfaro (Costa Rica) – K. Hackett (England), R. Ericsson (Sweden)

c) 41,182

d) Brazil: 3 Alves / Nigeria: 2 Ehilegbu, 4 Okoku, 15 Adesina

e) –

14 6.6. 21.00 Monterrey Netherlands v. USSR 3:2 (1:0)

Netherlands: 1 Laurs, 2 Koot, 3 Duut, 4 Silooy, 5 Teuben, 6 Snoei (31 min 15 Kramer), 8 Vanenburg, 10 Roord, 9 Van Basten, 13 Been, 17 Bakker (79 min 12 Van der Boogaard)
Res.: 11 De Wit, 14 Godee, 15 Kramer, 12 Van der Boogaard, 16 Snelders

USSR: 1 Palamarchuk, 15 Rodnenok, 3 Agapov, 4 Dochia, 5 Karataev, 7 Eremenko (68 min 17 Dmitriev), 8 Iakovenko, 9 Litovchenko, 11 Protasov, 12 Salimov, 13 Demidov
Res.: 6 Metlitskiy, 10 Petrov, 17 Dmitriev, 18 Liaviandrauskas, 16 Cherchesov

- a) 1:0 (12 min) 3 Duut / 1:1 (40 min) 12 Salimov / 1:2 (46 min) 11 Protasov / 2:2 (48 min) 13 Been / 3:2 (49 min) 9 Van Basten
b) J. Martinez (Uruguay) – F. Ramirez Z. (Mexico), A. Libich (Poland)
c) 27,136
d) Netherlands: 13 Been
e) –

23 9.6. 19.00 Guadalajara USSR v. Brazil 1:2 (0:0)

USSR: 16 Cherchesov, 15 Rodnenok, 13 Demidov, 3 Agapov, 5 Karataev, 6 Metlitskiy (83 min 4 Dochia), 7 Eremenko (63 min 18 Liaviandrauskas), 8 Iakovenko, 9 Litovchenko, 11 Protasov, 12 Salimov
Res.: 4 Dochia, 14 Tkebuchava, 17 Dmitriev, 18 Liaviandrauskas, 1 Palamarchuk

Brazil: 1 Duarte, 2 Bonifacio, 4 Camarin, 7 Vilella, 8 Silva, 9 Santos (46 min 10 Gama de Oliveira), 11 Ferreira, 13 Campos, 14 Bagatini, 16 Bledorn, 17 Oliveira
Res.: 5 Coelho Filho, 6 Machado, 10 Gama de Oliveira, 12 Brigatti, 18 Tobias

- a) 0:1 (47 min) 3 Agapov (own goal) / 0:2 (80 min) 8 Silva / 1:2 (86 min) 9 Litovchenko
b) K. Hackett (England) – R. Ericsson (Sweden), I. Gregr (Czechoslovakia)
c) 31,380
d) USSR: 15 Rodnenok, 8 Iakovenko, 9 Litovchenko
e) USSR: 11 Protasov

24 9.6. 21.00 Monterrey Nigeria v. Netherlands 0:0 (0:0)

Nigeria: 1 Agbonavbare, 8 Jeje, 13 Otti, 4 Okoku, 12 Disu, 6 Shofoluwe, 11 Okoronwanta (75 min 7 Anigala), 3 Olukanni, 9 Akhahan (53 min 10 Akinlotan), 2 Ehilegbu, 14 Edobor
Res.: 17 Adebajo, 7 Anigala, 10 Akinlotan, 16 Edema, 5 Dahiru

Netherlands: 1 Laurs, 2 Koot, 3 Duut, 4 Silooy, 5 Teuben, 6 Snoei, 8 Vanenburg, 9 Van Basten, 10 Roord, 13 Been, 14 Godee (46 min 12 Van den Boogaard – 79 min 15 Kramer)
Res.: 12 Van den Boogaard, 15 Kramer, 16 Snelders, 17 Bakker, 18 Panhuis

- a) –
b) A. Libich (Poland) – J. Martinez (Uruguay), F. Ramirez Z. (Mexico)
c) 41,283
d) Nigeria: 10 Akinlotan
e) –

Quarter Finals / Quarts de finale / Cuartos de final / Viertelfinals

25 11.6. 12.00 Mexico Scotland v. Poland 0:1 (0:1)

Scotland: 1 Gunn, 3 Bowman (75 min 9 McClair), 5 Clarke, 6 Cooper, 7 Dick, 8 Dobbin
10 McGinnis, 11 McNally (46 min 4 Black), 14 McStay, 16 Nevin, 17 Philliben
Res.: 12 Westwater, 2 Beaumont, 4 Black, 9 McClair, 15 Mckay

Poland: 1 Wandzik, 2 Piotrowicz, 5 Myslinski (69 min 13 Ludwiczak), 7 Gorgon, 8 Gruszecki,
9 Klemenz, 10 Wraga, 11 Blaszczyk (79 min 3 Szczepanski), 15 Lesniak, 16 Modrzejewski,
18 Wasniewski
Res.: 3 Szczepanski, 4 Stroinski, 12 Bako, 6 Dobrowolski, 13 Ludwiczak

- a) 0:1 (5 min) 9 Klemenz
b) A. Biguet (France) – L. Felix (Brazil), C. Esposito (Argentina)
c) 11,986
d) Poland: 2 Piotrowicz, 9 Klemenz
e) –

26 11.6. 17.00 Monterrey Uruguay v. Korea Rep. 1:2* (0:0, 1:1)

Uruguay: 1 Picum, 14 Ancheta, 2 Carlos Martinez, 3 Uberti, 4 Esnal, 8 Salazar, 5 Perdomo,
16 Montaña (57 min 10 Jorge Martinez), 7 Miranda (46 min 18 Ayala), 9 Aguilera, 11 Sosa
Res.: 12 Fuentes, 13 De León, 10 Jorge Martinez, 15 Saldaña, 18 Ayala

Korea Rep.: 18 Moon-Young, 2 Pan-Keun, 3 Won-Keun, 4 In-Woo, 5 Byung-Ok, 6 Jang Jung,
7 Tae-Hyung (64 min 8 Kee-Keun), 9 Jong-Boo, 10 Yon-Ho, 11 Sung-Hee, 15 Jong-Kon
Res.: 1 Pung-Joo, 8 Kee-Keun, 12 Ik-Hwan, 13 Heung-Kwon, 14 Jae-Soon

- a) 0:1 (54 min) 10 Yon-Ho / 1:1 (71 min) 10 Jorge Martinez / 1:2 (104 min) 10 Yon-Ho
b) C.L. Alfaro (Costa Rica) – H. Silva (Chile), J. Keizer (Netherlands)
c) 39,876
d) Uruguay: 5 Perdomo, 16 Montaña
e) –

* after extra-time / après prolongation / después de tiempo suplementario / nach Verlängerung

27 12.6. 12.00 León Argentina v. Netherlands 2:1 (0:1)

Argentina: 1 Islas, 4 Basualdo, 2 Borelli, 6 Theiler, 3 Olivera, 18 Gaona, 8 Vanemerak,
10 Zarate, 7 Garcia, 9 Gabrich, 17 Acosta
Res.: 12 Prono, 5 Dos Santos, 13 Moreno, 14 Graciani, 16 Dezotti

Netherlands: 1 Laurs, 2 Koot, 3 Duut, 4 Silooy, 5 Teuben, 6 Snoei, 7 Van't Schip,
8 Vanenburg, 9 Van Basten, 10 Roord, 13 Been (78 min 11 De Wit)
Res.: 11 De Wit, 14 Godee, 17 Bakker, 15 Kramer, 16 Snelders

- a) 0:1 (4 min) 9 Van Basten / 1:1 (65 min) 2 Borelli / 2:1 (90 min) 18 Gaona
b) K. Hackett (England) – A. Libich (Poland), F. Okubulé (Nigeria)
c) 24,830
d) Argentina: 2 Borelli, 7 Garcia, 9 Gabrich / Netherlands: 3 Duut, 6 Snoei, 7 Van't Schip
e) Netherlands: 5 Teuben, 8 Vanenburg

28 12.6. 12.00 Guadalajara Brazil v. Czechoslovakia 4:1 (3:1)

Brazil: 1 Duarte, 2 Bonifacio, 3 Alves, 4 Camarin, 7 Vilella, 8 Silva, 10 Gama de Oliveira, 11 Ferreira, 13 Campos, 16 Bledorn, 17 Oliveira (77 min 5 Coelho Filho)
Res.: 12 Brigatti, 5 Coelho Filho, 6 Machado, 9 Dos Santos, 14 Bagatini

Czechoslovakia: 18 Pribyl, 2 Hasek, 3 Vrba, 4 Kopca, 5 Bazant, 6 Kubik, 7 Dostal (61 min 9 Karoch), 8 Vlastimil Kula, 10 Karel Kula, 14 Hirko (76 min 13 Halkoci), 15 Sukac
Res.: 1 Krbec, 9 Karoch, 11 Miskut, 12 Fieber, 13 Halkoci

- a) 0:1 (6 min) 7 Dostal / 1:1 (18 min) 16 Bledorn / 2:1 (29 min) 10 Gama de Oliveira / 3:1 (40 min) 8 Silva / 4:1 (60 min) 8 Silva
 b) F. Ramirez Z. (Mexico) – J. Martinez (Uruguay), C. Bambridge (Australia)
 c) 36,183
 d) Brazil: 2 Bonifacio, 13 Campos, 11 Ferreira / Czechoslovakia: 2 Hasek, 4 Kopca, 10 Karel Kula
 e) –

Semi-Finals / Demi-Finales / Semifinales / Halbfinals

29 15.6. 17.00 Mexico Poland v. Argentina 0:1 (0:0)

Poland: 1 Wandzik, 2 Piotrowicz, 6 Dobrowolski (76 min 3 Szczepanski), 7 Gorgon, 9 Klemenz, 10 Wraga, 11 Blaszczyk (76 min 5 Myslinski), 15 Lesniak, 16 Modrzejewski, 17 Wenclewski, 18 Wasniewski
Res.: 3 Szczepanski, 5 Myslinski, 8 Gruszecki, 12 Bako, 13 Ludwiczak

Argentina: 1 Islas, 4 Basualdo, 2 Borelli, 6 Theiler, 8 Olivera, 18 Gaona, 8 Vanemerak, 10 Zarate, 7 Garcia, 9 Gabrich, 17 Acosta (26 min 16 Dezotti)
Res.: 12 Prono, 5 Dos Santos, 13 Moreno, 14 Graciani, 16 Dezotti

- a) 0:1 (59 min) 10 Zarate
 b) J.L. Martinez B. (Uruguay) – C. Bambridge (Australia), F. Ramirez Z. (Mexico)
 c) 39,896
 d) Poland: 10 Wraga / Argentina: 18 Gaona, 10 Zarate
 e) –

30 15.6. 17.00 Monterrey Korea Rep. v. Brazil 1:2 (1:1)

Korea Rep.: 18 Moon-Young, 2 Pan-Keun, 3 Won-Keun, 4 In-Woo (46 min 13 Heung-Kwon), 5 Byung-Ok, 6 Jang Jung, 7 Tae-Hyung (61 min 14 Jae-Soon), 9 Jong-Boo, 10 Yon-Ho, 15 Jong-Kon, 17 Hyun-Chul
Res.: 1 Pung-Joo, 12 Ik-Hwan, 13 Heung-Kwon, 14 Jae-Soon, 8 Kee-Keun

Brazil: 12 Brigatti, 4 Camarin, 3 Alves, 7 Vilella, 8 Silva, 10 Gama de Oliveira (71 min 9 Santos), 11 Ferreira, 13 Campos, 14 Bagatini, 17 Oliveira, 16 Bledorn
Res.: 1 Duarte, 5 Coelho Filho, 6 Machado, 9 Santos, 15 Angeli

- a) 1:0 (14 min) 9 Jong-Boo / 1:1 (22 min) 17 Oliveira / 1:2 (81 min) 9 Santos
 b) J. Keizer (Netherlands) – H. Silva (Chile), G. Biguet (France)
 c) 55,914
 d) Korea Rep.: 4 In-Woo, 9 Jong-Boo
 e) –

Match for 3rd place / Match pour la 3e place
Partido por el 3er puesto / Spiel um den 3. Platz

31 18.6. 19.00 Guadalajara Poland v. Korea Rep. 2:1*(0:1, 1:1)

Poland: 1 Wandzik, 2 Piotrowicz, 7 Gorgon (46 min 6 Dobrowolski), 9 Klemenz, 10 Wraga, 11 Blaszczyk (71 min 3 Szczepanski), 14 Krauze, 15 Lesniak, 16 Modrzejewski, 17 Wenclewski, 18 Wasniewski

Res.: 3 Szczepanski, 4 Stroinski, 6 Dobrowolski, 12 Bako, 13 Ludwiczak

Korea Rep.: 1 Pung-Joo, 2 Pan-Keun, 3 Won-Keun, 5 Byung-Ok, 6 Jang Jung, 8 Kee-Keun (67 min 10 Yon-Ho), 9 Jong-Boo, 11 Sung-Hee, 13 Heung-Kwon, 14 Jae-Soon, 15 Jong-Kon (59 min 4 In-Woo)

Res.: 18 Moon-Young, 4 In-Woo, 10 Yon-Ho, 12 Ik-Hwan, 16 Yong-Kil

- a) 0:1 (37 min) 8 Kee-Keun / 1:1 (77 min) 14 Krauze / 2:1 (103 min) 3 Szczepanski
- b) L.C. Felix (Brazil) – C. Esposito (Argentina), H. Silva (Chile)
- c) 35,000
- d) Poland: 2 Piotrowicz / Korea Rep.: 5 Byung-Ok
- e) –

* after extra-time / après prolongation / después de tiempo suplementario / nach Verlängerung

Final / Finale

32 19.6. 12.00 Mexico Argentina v. Brazil 0:1 (0:1)


Argentina: 1 Islas, 4 Basualdo, 2 Borelli, 6 Theiler, 3 Olivera, 18 Gaona (75 min 14 Graciani), 8 Vanemerak, 10 Zarate, 7 Garcia, 9 Gabrich, 16 Dezotti

Res.: 12 Prono, 11 Dertycia, 13 Moreno, 14 Graciani, 15 Solaberrieta

Brazil: 1 Duarte, 2 Bonifacio, 4 Camarin, 7 Vilella, 8 Silva, 9 Santos (82 min 10 Gama de Oliveira), 11 Ferreira, 13 Campos, 14 Bagatini, 16 Bledorn, 17 Oliveira (69 min 5 Coelho Filho)

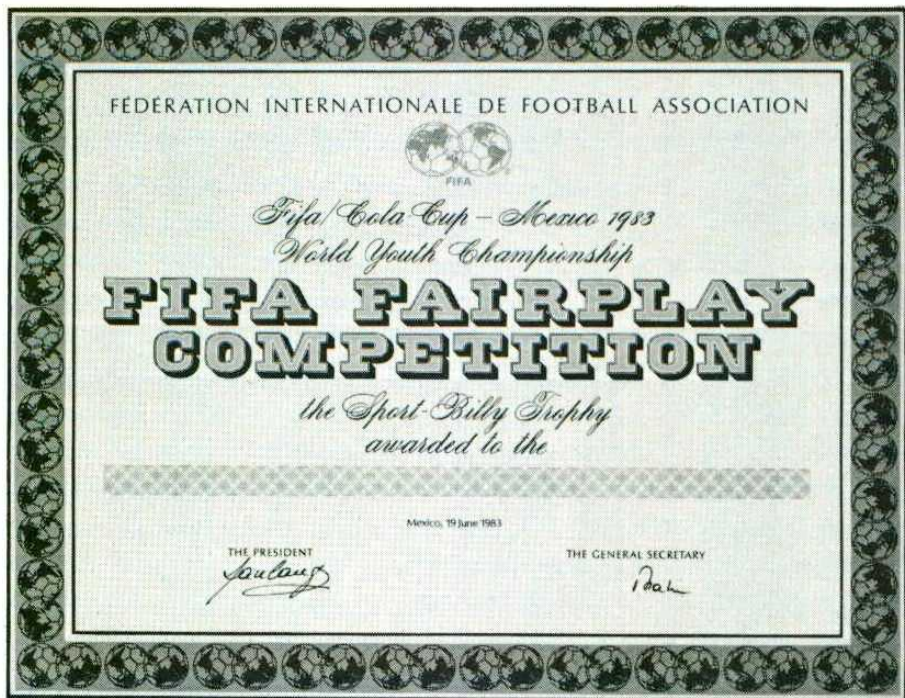
Res.: 12 Brigatti, 3 Alves, 5 Coelho Filho, 6 Machado, 10 Gama de Oliveira

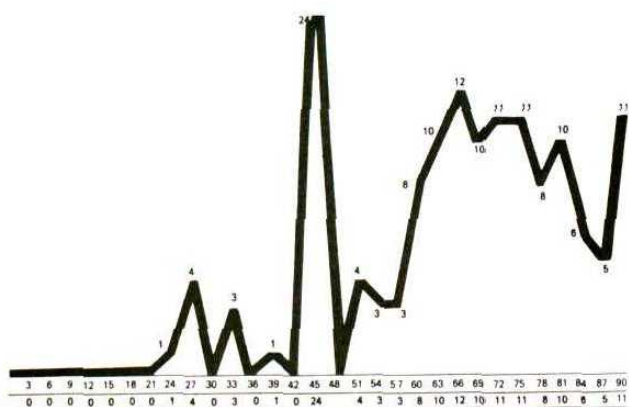
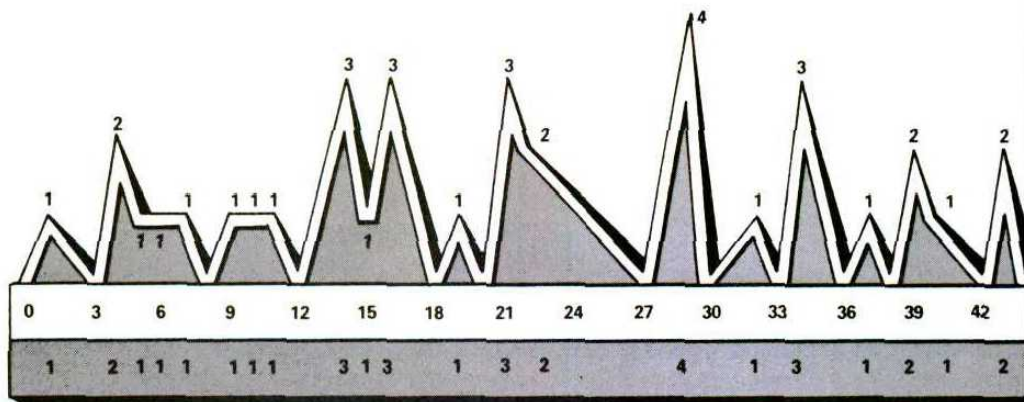
- a) 0:1 (39 min) 8 Silva
- b) A. Biguet (France) – F. Ramirez Z. (Mexico), C. Bambridge (Australia)
- c) 110,000
- d) Argentina: 2 Borelli, 8 Vanemerak / Brazil: 14 Bagatini, 16 Bledorn, 5 Coelho Filho
- e) –



Sport Billy
The FIFA Fairplay Trophy

<i>Final Placings</i> <i>Teams</i>	First Final Round			1/4 Finals	Semi-Finals and Final Matches		
	First match <i>Points deducted</i> <i>Number of points after first match</i>	Second match <i>Points deducted</i> <i>Number of points after second match</i>	Third match <i>Points deducted</i> <i>Number of points after third match</i>	Fourth match <i>Points deducted</i> <i>Number of points after fourth match</i>	Semi-Finals <i>Points deducted</i> <i>Number of points after Semi-Finals</i>	Match for 3rd place and Final <i>Points deducted</i> <i>Number of points after Finals</i>	<i>Total no. of points divided by the no. of matches</i> <i>Final standing (average)</i>
1 Korea Rep.	5-1=4	+5-0=9	+5-1=13	+6-0=19	+7-2=24	+8-1=31	31.6 = 5.16
2 Poland	5-0=5	+5-0=10	+5-1=14	+6-2=18	+7-1=24	+8-3=29	29.6 = 4.83
3 USA	5-1=4	+5-0=9	+5-0=14	-	-	-	14.3 = 4.66
4 China PR	5-1=4	+5-1=8	+5-1=12	-	-	-	12.3 = 4.00
5-6 Scotland	5-0=5	+5-0=10	+5-6=9	+6-0=15	-	-	15.4 = 3.75
Uruguay	5-0=5	+5-1=9	+5-1=13	+6-4=15	-	-	15.4 = 3.75
7-8 Australia	5-1=4	+5-2=7	+5-1=11	-	-	-	11.3 = 3.66
Brazil	5-3=2	+5-3=4	+5-0=9	+6-5=10	+7-0=17	+8-3=22	22.6 = 3.66
9 Argentina	5-0=5	+5-3=7	+5-4=8	+6-3=11	+7-2=16	+8-4=20	20.6 = 3.33
10-11 CSSR	5-0=5	+5-3=7	+5-0=12	+6-6=12	-	-	12.4 = 3.00
Mexico	5-1=4	+5-0=9	+5-5=9	-	-	-	9.3 = 3.00
12 Nigeria	5-1=4	+5-5=4	+5-1=8	-	-	-	8.3 = 2.66
13 USSR	5-1=4	+5-0=9	+5-8=6	-	-	-	6.3 = 2.00
14 Austria	5-3=2	+5-8=.1	+5-1=3	-	-	-	3.3 = 1.00
15 Netherlands	5-3=2	+5-1=6	+5-0=11	+6-17=0	-	-	0
16 Ivory Coast	5-1=4	+5-50=41	+5-1=37	-	-	-	37.3 = -12.33

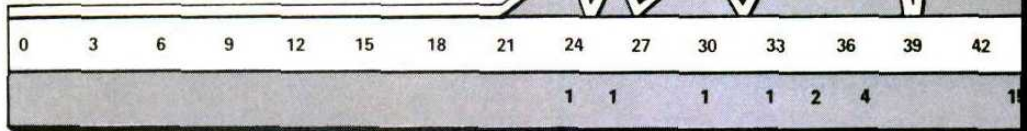


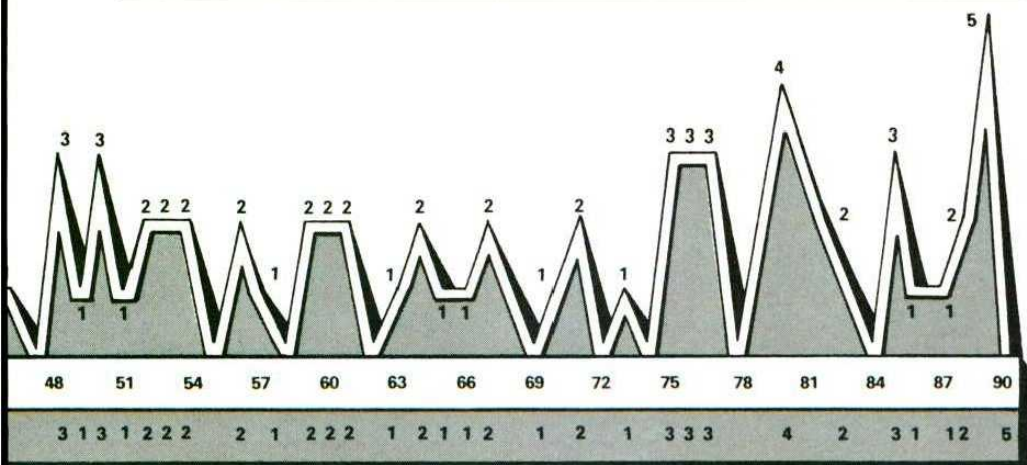


Spain 82

Substitution

Mexico 83

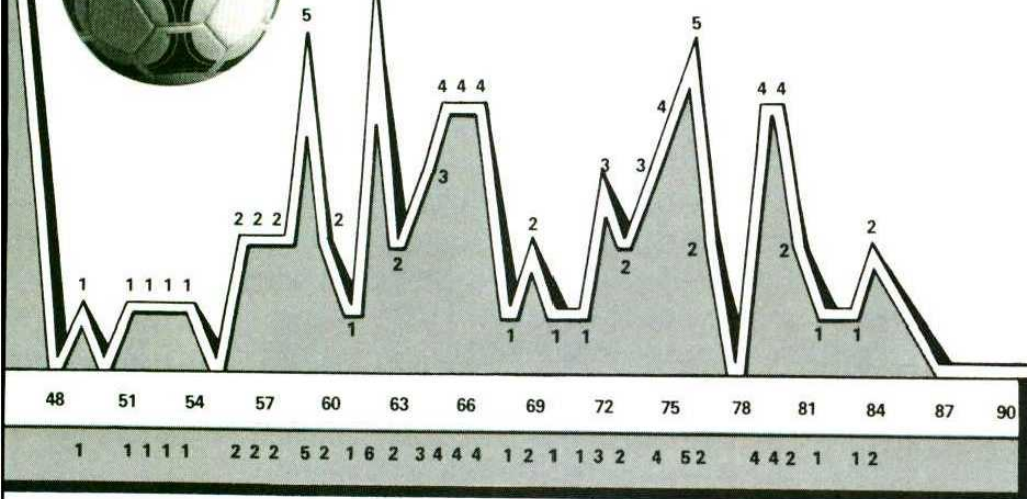
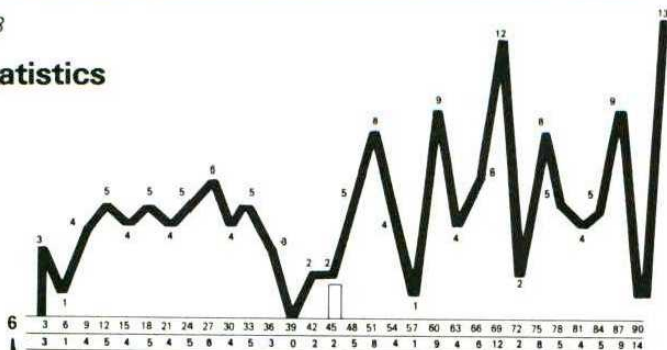




15 *Mexico 83*

Goal statistics

Spain 82



adidas competition:


“Golden Ball” for the best player, and **“Golden Shoe”** for the best goal-scorer of the tournament

“Golden Ball”

Winner of the Golden Ball:	Geovanni Silva, Brazil	266 points
Winner of the Silver Ball:	Zarate Roberto, Argentina	178 points
Winner of the Bronze Ball:	Islas Luis, Argentina	157 points

“Golden Shoe”

Winner of the Golden Shoe:	Geovanni Silva, Brazil	6 goals
Winner of the Silver Shoe:	Klementz Joachim, Poland	5 goals
Winner of the Bronze Shoe:	Gabrich Jorge, Argentina	4 goals



McDonar

PRESIDENTE

PUNTO PLAGAS TECNIF-CONTA

Melo NOVEDAD

Deporte

Materiales Electricos para la INDUSTRIA

References

a) FIFA publications:

- National Associations of FIFA, 1982 Edition
- 1968 Olympic Football Tournament
Report on Final Competition in Mexico
Results of Preliminary and Final Competition, English
- Official FIFA Report:
1970 World Cup, Mexico
1982 FIFA World Cup Spain

b) Mexican Football Association:

- Official sources:
El Campeonato Mundial Juvenil
La Copa FIFA/Coca-Cola I
La Copa FIFA/Coca-Cola II

c) Magazine "Europäische Trainer-Union":

- Gerhard Bauer, Munich
Möglichkeiten und Probleme der Talentsuche im Fussball
- Dr. Hermann Andrecs: Die Schülerliga — ein Modell des Schulsports
- Dr. Norbert Bachl, Wien
Die Belastbarkeit des Jugendlichen aus sportmedizinischer Sicht

FIFA/Coca-Cola Cup
World Youth Championship – Mexico 1983
Technical Study Group



Heinz Marotzke
(Germany FR)



René Hüsey
(Switzerland)



Walter Gagg
(Switzerland)
Responsible



José Bonetti
(Brazil)



Billy Bingham
(Northern Ireland)