



2019

MEDIA GUIDE



WASHINGTON REDSKINS
CHARITABLE FOUNDATION



This year, the Redskins Charitable Foundation kicked off the #RedskinsHuddlefor100 Initiative building an Outdoor Learning Lab at Brookfield Elementary School with 100 volunteers including the entire 2019 Rookie class and Redskins staff. This new space will give students access to outdoor experiential learning. For more information on the Washington Redskins Charitable Foundation's programs and events, or to donate, visit Redskins.com/Community.



#RedskinsHuddlefor100

 @RedskinsGiveBack

 @RedskinsCR

As part of the NFL's 100th season, we're inviting you to join us in a **Huddle for 100**, an effort to inspire 1 million people to volunteer 100 minutes of their time to make a meaningful contribution to our community!

STEP 1
**FIND A
VOLUNTEER LOCATION**

STEP 2
**VOLUNTEER &
TAKE PHOTOS**

STEP 3
**LOG YOUR
VOLUNTEER HOURS**

STEP 4
**REPEAT ALL
SEASON-LONG**

To learn more visit Redskins.com/huddlefor100

2019 MEDIA GUIDE

TABLE OF CONTENTS

#HTTR

MEDIA GUIDE CREDITS

The 2019 Washington Redskins Media Guide is written and published by the Redskins Public Relations department and is provided to assist the media in their coverage of the team. Information contained herein was compiled by current and previous Redskins PR staffs.

Parts of this guide and updated weekly guides will be available online at media.redskins.com throughout the year.

Editors: Tony Wyllie, Zena Lewis, Sean DeBarbieri, Jessie Johnson,

Project Manager: Zena Lewis

Graphic Designer: Chris Albright and Victoria Stark

Team Photographer: Garrett Campbell

Printing: Franklin Group

Editorial Assistance: Ellie Cross, Hagan LePore, Matthew Ritchie, Jake Kring-Schreifels, Kyle Stackpole and Ryan Fowler.

The 2019 Washington Redskins Media Guide may be used for personal or editorial use only. Any commercial use of this information is prohibited without prior consent of the Washington Redskins.

Copyright © 2019 Pro Football, Inc. All rights reserved.

Schedule	2019 Schedule.....	2
WRCF	Washington Redskins Charitable Foundation.....	3
Directory	Staff Directory.....	7
Executives	Daniel M. Snyder.....	10
	Ownership Group.....	12
	President Bruce Allen.....	13
	Head Coach Jay Gruden.....	16
Football Staff	Coordinators and Assistant Coaches.....	18
	Front Office.....	33
	Athletic Training.....	40
	Equipment.....	41
	Video.....	42
Players	Veterans.....	44
	2019 Draft Picks.....	151
	College Free Agents.....	162
Roster	Alphabetical Roster and Coaching Staff.....	176
	Numerical Roster and Pronunciation Guide.....	178
	How the Redskins Were Built.....	180
2018 Review	2018 Statistics.....	182
	2018 Game Recaps.....	184
History	All-Time Assistant Coaches.....	202
	All-Time Numbers.....	204
	All-Time Roster.....	213
	All-Time Win/Loss Records.....	221
	Coaching Records.....	222
	Draft History.....	223
	Hall of Famers.....	233
	Important Dates.....	234
	Milestone Games.....	243
	Overtime Games.....	248
	Players of the Week/Month.....	251
	Preseason Results (since 1961).....	253
	Prime-Time Games (since 1970).....	254
	Pro Bowlers.....	255
	Record Book: Team Records.....	257
	Record Book: Individual Records.....	268
	Record Book: Opponent Records.....	280
	Record Book: Postseason Records.....	282
	Series Histories.....	290
	Starting QBs by Decade (since 1960).....	300
	Titles, Games, Attendance.....	302
	Top Tens.....	303
	Year-by-Year Stat Comparison.....	309
	Yearly Leaders.....	311
	Yearly Results.....	323
	Yearly Statistical Rankings.....	330
	Yearly Stats (since 1970).....	332
Facilities	FedExField.....	382
	Inova Sports Performance Center at Redskins Park.....	389
	Training Camp.....	390
Gameday	The Gameday Experience.....	391
	Redskins Ring of Fame.....	392
	Washington Redskins Cheerleaders.....	393
Media	Redskins Radio Network.....	395
	Redskins Broadcast Network/Redskins Digital.....	396
PR	Redskins Public Relations Staff.....	398
	2019 Media Information.....	400

2019 SCHEDULE



PRESEASON

WEEK	OPPONENT	DATE	TIME (ET)
1	AT CLEVELAND BROWNS	AUG. 8	7:30 PM
2	CINCINNATI BENGALS	AUG. 15	7:30 PM
3	AT ATLANTA FALCONS	AUG. 22	7:30 PM
4	BALTIMORE RAVENS	AUG. 2	7:30 PM

REGULAR SEASON

1	AT PHILADELPHIA EAGLES	SEPT. 8	1:00 PM
2	DALLAS COWBOYS	SEPT. 15	1:00 PM
3	CHICAGO BEARS	SEPT. 23	8:15 PM
4	AT NEW YORK GIANTS	SEPT. 29	1:00 PM
5	NEW ENGLAND PATRIOTS	OCT. 6	1:00 PM*
6	AT MIAMI DOLPHINS	OCT. 13	1:00 PM
7	SAN FRANCISCO 49ERS	OCT. 20	1:00 PM*
8	AT MINNESOTA VIKINGS	OCT. 24	8:20 PM
9	AT BUFFALO BILLS	NOV. 3	1:00 PM*
11	NEW YORK JETS	NOV. 17	1:00 PM*
12	DETROIT LIONS	NOV. 24	1:00 PM*
13	AT CAROLINA PANTHERS	DEC. 1	8:15 PM*
14	AT GREEN BAY PACKERS	DEC. 8	1:00 PM*
15	PHILADELPHIA EAGLES	DEC. 15	1:00 PM*
16	NEW YORK GIANTS	DEC. 22	1:00 PM*
17	AT DALLAS COWBOYS	DEC. 29	1:00 PM*

WEEK 10 - BYE WEEK | HOME GAMES ARE IN **BOLD** | *SUBJECT TO FLEXIBLE SCHEDULING



wow!
WOMEN of WASHINGTON REDSKINS

**JOIN THE WASHINGTON REDSKINS
OFFICIAL WOMEN'S CLUB!**

WHERE WOMEN ARE DEDICATED TO ROCKING THE BURGUNDY
AND GOLD. GET YEAR-ROUND EXCLUSIVE ACCESS TO EVENTS,
BEHIND THE SCENES OPPORTUNITIES AND MUCH MORE!

REDSKINS.COM/WOWREDSKINS | @WOWREDSKINS   

**WE BELIEVE IN
MAKING A POSITIVE
AND MEASURABLE
IMPACT ON THE LIVES
OF CHILDREN IN OUR
COMMUNITY.**



To learn more about the work of the Washington Redskins Charitable Foundation, visit [redskins.com/Community](https://www.redskins.com/Community)

 @RedskinsGiveBack |  @RedskinsCR



This year, the Foundation partnered with Yellow Ribbons United for the second annual United in Play event. This event is designed to bring together children from both military and civilian families for a fun filled day of physical activities at Redskins Park. For more information on the Redskins Charitable Foundation's programs and events, or to donate, visit Redskins.com/community.

CHARITABLE FOUNDATION



The Loads of Love Laundry Center program provides resources to build laundry facilities in schools and non-profit organizations to directly impact children experiencing homelessness or an unstable living situation at no cost to them or their families. The goal is to remove a barrier for student attendance and participation in programs and sports by providing them a discreet solution to the challenge of having clean clothes.

**Help us build a Loads of Love Laundry Center
to make sure kids have access to clean clothes.
Donate today and truly make a difference!**

Redskins.com/SupportLoadsofLove



STAFF DIRECTORY

ADMINISTRATION

Snyder, Daniel M. Owner
 Allen, Bruce President

INOVA SPORTS PERFORMANCE CENTER AT REDSKINS PARK PERSONNEL (In alphabetical order)

ALUMNI

Olsen, Jerry Liaison

ATHLETIC TRAINERS

Call, Michael "Hutch" Assistant Athletic Trainer
 Hess, Larry Head Athletic Trainer
 Jermyn, Elliott Physical Therapist/Assistant Athletic Trainer
 McCracken, Mark Assistant Athletic Trainer
 Quon, Doug Assistant Athletic Trainer

COACHING

Allen, Barbara Administrative Assistant
 Angelichio, Brian Tight Ends
 Callahan, Bill Assistant Head Coach/Offensive Line
 Cavanaugh, Matt Offensive Coordinator
 Englehart, Chad Head Strength & Conditioning
 Grimm, Chad Outside Linebackers
 Gruden, Jay Head Coach
 Hilliard, Ike Wide Receivers
 Horton, Ray Defensive Backs
 Jarrett, Kyshoen Defensive Quality Control
 Jordan, Randy Running Backs
 Kaczor, Nate Special Teams Coordinator
 Kelly, Paul Director of Football Operations
 Latham, Kavan Assistant Strength & Conditioning
 Manusky, Greg Defensive Coordinator
 Matthews, Cannon Defensive Quality Control
 Munsey, Bret Special Projects/Assistant Special Teams
 O'Connell, Kevin Offensive Coordinator
 O'Hara, Chris Offensive Quality Control
 Rattay, Tim Quarterbacks
 Rauscher, Phil Assistant Offensive Line
 Rowe, James Assistant Defensive Backs
 Ryan, Rob Inside Linebackers
 Sankal, Jake Assistant Strength & Conditioning/Nutritionist
 Tomsula, Jim Defensive Line

CULINARY NUTRITION

McGuire, Connor Executive Chef
 Murnane, Sean Lead Line Cook / Sous Chef
 Howard, Joshua Sous Chef
 Alvarado, Miguel Utility Staff
 Barrera, Reina Prep Cook
 Canales, Xiomara Line Cook
 Darfour, Solomon Utility Staff
 Durette, Jarroun Line Cook
 Ortez, Juana Prep Cook
 Ramirez, Josselyn Prep Cook
 Sanchez, Silvia Utility Staff

DIGITAL

Davis, Ryan Digital Media Manager
 Hinkle, Jennifer Vice President, Digital Marketing

EQUIPMENT

Beutel, Anders Head Equipment Manager
 Brooks, Justin Equipment Assistant
 Curls, Drew Assistant Equipment Manager
 Vincent, Connor Equipment Assistant

EXECUTIVE OFFICE

Majdi, Jayme Senior Administrative Assistant
 Michaud, Tricia Executive Assistant

FINANCE

Bermudez, Adrian Accounts Payable Specialist
 Bradley, Angela Payroll Manager
 Choi, Stephen Chief Financial Officer
 Ennis, Tim Vice President, Corporate Controller
 Petro, Joanne Treasury Manager
 Schwenke, Carolyn Accounts Payable Associate
 Szczanski, Paul Director of Finance
 Tunell, Joseph Senior Accountant

HUMAN RESOURCES

Blanchard, BJ Receptionist
 Fox, Hillary Human Resources Coordinator

IT

Breads, Timothy Senior Systems Administrator
 Smith, Christian Network Administrator

LEGAL

Rawson, Will Assistant General Counsel
 Schaffer, Eric General Counsel (also see "Player Personnel")
 Silverstein, Doug Paralegal/Salary Cap Analyst

MARKETING & SPONSORSHIP

Andrawis, Michelle Partnership Sales Coordinator
 Baisey, Kelly Partnership Marketing Manager
 Bateman, Terry Senior Advisor
 Calvo, Ryan Vice President, Corporate Partnerships
 Dowling, Michalea Marketing Manager, Ticketing
 Gorman, Jaclyn Executive Director, Marketing & Partnerships
 Harnett, Chase Strategic Marketing Coordinator
 Howard, David Vice President, Sales & Marketing
 Hubacher, Nancy Vice President, Sales & Marketing
 Matthews, Christian Vice President, Sales & Sponsorship
 Mendelson, Josh Partnership Marketing Manager
 McHugh, LauraLee Events Coordinator
 Nenner, Rod Vice President, Sales & Marketing
 Perkins, Stephen Vice President, Marketing
 Rushing, Colette Partnership Marketing Manager
 Schreck, Lewis Vice President, Sales & Marketing
 Shepherd, Scott Senior Vice President, Corporate Partnerships
 Silberstein, Michael Vice President, Corporate Partnerships
 Stark, Victoria Assistant Graphic Designer
 Trutt, Alexander Senior Director, Partnership Activation

MEDIA SERVICES

Basile, Blaise Videographer
 Broynhill, Charlie Production Services Coordinator
 Gray, Devonte Operations Manager, RBN
 Henderson, Gabriel Content Creator/Digital Media Producer
 Katz, Stevie Digital Producer/Editor
 Loder, Meghan Social Media & Digital Content Manager
 Melnick, Kyle Staff Writer/Publications Coordinator
 Michael, Larry Senior Vice President/Chief Content Officer
 Stackpole, Kyle Senior Writer & Content Coordinator
 Winborne, Asa Production Manager, RBN Content

OPERATIONS

Horak, Matt Grounds Assistant
 Martinez, Vlad Building Manager
 Restifo, Blaise Manager of Grounds and Turf

PLAYER PERSONNEL

Caprio, Brent Pro Scout
 Claytor, Tyler Scouting Assistant
 Cook, Chuck College Scout
 Evans, Matt College Scout
 Gribble, Tim Assistant Director of College Personnel
 Mann II, Richard Assistant Director of Pro Personnel
 Picerelli, Peter College Scout
 Ritcher, Harrison College Scout
 Rose, Ronald BLESTO Scout
 Santos, Alex Director of Pro Personnel
 Schaffer, Eric Sr. VP of Football Operations (also see "Legal")
 Scott, Jeff Director of Football Strategy/Scout
 Skansi, Paul College Scout
 Smith, Kyle Director of College Personnel
 Spencer, Cole College Scout
 Terry, Roger College Scout
 Whittington, David College Scout
 Williams, Doug Senior Vice President of Player Personnel
 Zeches, Brian Personnel Coordinator/Pro Scout

PLAYER DEVELOPMENT

Blacken, Malcolm Director of Player Development
 Harrington, Evan Player Development Assistant

PUBLIC RELATIONS

Campbell, Garrett Team Photographer
 DeBarbieri, Sean Media Services Coordinator
 Johnson, Jessie Corporate Communications
 Lewis, Zena Director of Communications
 Wyllie, Tony Senior Vice President, Communications

REDSKINS CHARITABLE FOUNDATION

Gruden, Jack Assistant, Community Relations
 Hannell, Morgan Coordinator of Development & Special Events
 Neyazi, Carlyle Executive Director
 Palmer, Caroline Coordinator, Community & Charitable Programs
 Parson Jr., Calvin Director, Community & Charitable Programs
 Penman, Hannah Coordinator, Community & Charitable Programs
 Smith, Alexandra Coordinator, Community & Charitable Programs

[Continued on following page]

STAFF DIRECTORY

SUITES

Babalola, Hairat Sr. Manager, Suite Sales & Service
 Burns, Jennifer Vice President, Hospitality & Entertainment
 Carlson, Stephen Business Development Manager
 Campbell, Adam Vice President, Suite Sales & Service
 Clabaugh, Alyssa Client Services Manager
 Daly, Nick Sr. Director, Suite Sales & Service
 Duncan, Leon Sr. Vice President, Hospitality & Entertainment
 Murphey, David Vice President, Hospitality & Entertainment
 Short, Justin New Business Manager
 Sweitzer, Jacob New Business Manager
 Townsend, Justin New Business Manager
 Weldon, Keith Vice President, Hospitality & Entertainment
 Williams, Century Hospitality Client Services Coordinator

VIDEO

Adams, Mike Video Assistant
 Bracken, Mike Video Director
 Hines, Julian Video Assistant
 Krom, Will Video Assistant

FEDEXFIELD PERSONNEL (In alphabetical order)

CHEERLEADERS

Jojokian, Stephanie Director & Choreographer
 Keene, Jamilla Asst. Director, Marketing & Programs

CLIENT SERVICES

Brown, Franesa Client Services Representative
 Dinger, Veronica Client Services Representative
 Faulkner, Morgan Client Services Representative
 Lautieri, Sophia Client Services Representative
 Wallace, Leigh Manager, Client Services

MEMBERSHIP SALES

Britt, Natalya Account Executive
 Brown, Janee Account Executive
 Carter, Christopher Account Executive, Group Sales
 Dones, Jay Senior Director of Sales
 Friedman, Jason Vice President, Premium Sales
 Grove, Mason Account Executive
 Krizanik, Mark Senior Account Executive
 Marks, Marshall Account Executive
 Masri, Laith Account Executive, Group Sales
 Perugino III, Nicholas Account Executive
 Pilgrim, Jed Senior Account Executive
 Reynolds, Chanelle Director, Group Sales
 Rosengarten, Sheldon Director, Receivable
 Rozek, Robert Account Executive
 Shaw, Nicholas Account Executive
 Welch, Kevin Account Executive

IT

Delens, Stefano Information Security Analyst
 Kinra, Asheesh Vice President, Information Technology
 Rice, Eddie Desktop Support Technician

OPERATIONS

Benevento, Pete Director, Turf & Grounds
 Biancosino, Sara Manager, Game Entertainment
 Bloyer, Chris Sr. Vice President, Stadium Operations
 Buschman, Carter Project Manager
 Byrne, Paul Vice President, Operations
 Doore, Robert Manager, Guest Experience
 Felice, Sara Operations and Administration Coordinator
 Flores, William Assistant Manager, Grounds
 Franklin, Robert Facilities
 Horak, Matthew Grounds Assistant
 Lewis, Danielle Director, Entertainment & Game Production
 Maxwell, Mike Facilities Manager
 Radke, Jon Operations Manager
 Restifo, Blaise Manager, Turf & Grounds
 Richter, Connor Video Producer
 Stratchko, Steve Lead Engineer
 Sword, Elizabeth Special Events Coordinator
 Vidsens, Tim Mechanic
 Wentz, Charles Lead Mechanic
 White, Derrick Electrician/AV Mechanic

SECURITY


Burke, Ken Security Command Center
 Cunningham, Michael Security Command Center
 Gilliard, Anthony Security Command Center
 Gilliard, Franklin Security Command Center
 Gillies, Jeff Security & Guest Services Manager
 Jacob, Mike Director, Security
 Killen, Stewart Security Command Center
 Shephard, Ricardo Security Command Center
 Webb, JR Security Command Center

SPECIAL EVENTS

Nicholson, Hugh Vice President, Sales & Booking
 Obici, Ian Business Development Manager
 Schneider, Ashley Director, Special Events

TICKET OPERATIONS

Lomax, Mika Coordinator, Ticket Operations
 Randolph, Tamara Sr. Director, Ticket Operations
 Richard, Doug Coordinator, Ticket Operations
 Swann, Jonn Coordinator, Ticket Operations
 Vermeire, Lizzie Manager, Special Events Ticketing



Game program from the Redskins' debut in Washington Redskins 13, Giants 3 (Sept. 16, 1937)

EXECUTIVE BIOS



DANIEL M. SNYDER

OWNER

A self-made man and an entrepreneur at heart, Dan Snyder's life has been consumed by an enduring passion for the people, the team and the community he loves.

Growing up in the D.C. area and attending Redskins games with his father, Gerald, his youth and young adulthood were shaped and inspired by his devotion to the Washington Redskins. Since purchasing the team in 1999, Snyder has put his passion into action. He has consistently led the franchise to new prominence in the community, the business world and the National Football League. Under his leadership, the team has raised millions of dollars for charitable efforts and maintained its place in the top tier of the world's most valuable sports franchises.

Snyder, 54, continues to be one of the Washington area's most prominent community leaders and philanthropists. Shortly after purchasing the franchise in 1999, one of Snyder's first actions as owner was to create the Washington Redskins Charitable Foundation (WRCF) in 2000 to utilize the assets of the Redskins and their corporate and community partners to make a positive and measurable impact on youth development in the greater Washington, D.C., region. The foundation focuses on the areas of education, community outreach, and health and wellness, and since its inception, Charitable Foundation programs have made an impact on millions of lives and given back more than \$26 million to individuals, groups and organizations in the community.

In 2018 alone, the Redskins Charitable Foundation hosted 136 in-school workshops and special events for children and their families. It encompassed a broad spectrum of efforts that included supporting children's literacy efforts for more than 33,000 fourth and fifth graders through the Redskins Read Program and expanded an innovative in-school health and wellness program for seventh graders. It served more than 12,000 children in four local school districts. This past year, the Redskins Charitable Foundation placed special emphasis on the expansion of the Loads of Love program, which aims to install laundry facilities in schools and non-profit organizations to directly impact children experiencing homelessness or an unstable living situation at no cost to them or their families. The goal is to remove a barrier for child attendance and participation in programs and sports by providing them a discreet solution to the challenge of having clean clothes. To date, 47 schools and non-profit organizations in the DMV area have received funding to open their own Loads of Love laundry center with the goal of reaching 100 total sites in 2019.

Snyder's philanthropy has even transcended American borders. In the wake of the devastation of Hurricane Matthew in the Caribbean in the fall of 2016, Snyder mobilized to use his private plane to deliver emergency supplies to the region. The efforts began with a plane delivery to the Bahamas, and shortly following a win against Baltimore a day later, two Redskins players of Haitian descent hand-delivered medical supplies straight from the team's training staff to Hospital Bernard Mevs in Port Au Prince, Haiti. Asked on FOX NFL Sunday about his efforts to team up with his players to deliver aid, Snyder said, "What happened in Haiti was obvious. They were in need."

The trips were just the latest instance of Snyder's larger commitment to disaster relief, which has included substantial aid following a devastating tsunami in Indonesia and Thailand in 2004 and Hurricane Katrina in 2005. Following Snyder's 2016 efforts in the Caribbean, Bahamas Minister of Tourism Obie Wilcombe said, "This organization led by example mobilizing immediately to bring relief to our people who are in need. It is our hope that other organizations will follow the example set by the Redskins."

Beyond his work with the WRCF and his contributions to disaster relief, Snyder has provided significant support to Children's National Medical Center and the National Center



for Missing and Exploited Children (NCMEC). His support enabled construction of the Snyder Family Emergency Medicine and Trauma Center at Children's Hospital. He is a member of the Children's Hospital Foundation Board of Directors. He also funded construction of the Daniel M. Snyder and Family Communication Center at the Center for Missing and Exploited Children. Each day, the Center handles hundreds of calls from around the nation from law enforcement organizations, parents of missing children, runaways seeking help, and people responding to the Center's well-known awareness campaigns on behalf of missing children. In May 2014, Snyder and his wife, Tanya, were honored with the Charles B. Wang International Children's Award at the NCMEC annual Hope Awards Dinner.

Locally, Snyder was the driving force behind the Redskins donating \$35,000 to benefit the restoration of the historic Ashburn Colored School in Loudoun County following acts of vandalism in the fall of 2016. The single-room schoolhouse, operated from its opening in 1892 until 1957, served African American students from elementary school through high school. The donation allowed fundraising efforts to exceed their initial target of \$100,000.

In March of 2014, Snyder and the Redskins launched the Washington Redskins Original Americans Foundation to help Tribal communities with the urgent challenges that plague their reservations. Since its inception, the Foundation has embarked upon more than 430 total projects across 60 Federally Recognized Tribes, spending in excess of \$9 million to support Native American charitable causes. This past season, The Foundation sponsored 10 football camps in Indian County and has also supported the law enforcement training and certification seminar for Native Americans. The Foundation aims to improve the quality of life for the nearly 700,000 people in those Tribal communities by focusing on the areas of economic development, health and community development, and education and youth programs.

Snyder's support has also impacted the military community, as under his leadership, the organization created Redskins Salute – the team's official military appreciation club – to amplify the Redskins' decade-long military appreciation initiatives into one comprehensive, year-round platform. The first-of-its-kind program among NFL teams serves, supports and thanks the military community by hosting a variety of events, including pre-game parties for military members prior to each home game, re-enlistment

DANIEL M. SNYDER

ceremonies at both team headquarters and FedExField, military appreciation events and more. In February 2016, Snyder partnered with the Gary Sinise Foundation to break ground on a new, specially adapted smart home for Capt. Luis Avila, a Redskins fan and veteran who was paralyzed during his time in the U.S. Army.

In 2010, Snyder was honored by Beacon House, a non-sectarian, neighborhood-based organization that supports at-risk youth and families of the Edgewood Terrace community in Washington, D.C., during a community celebration to dedicate the football field at Edgewood Department of Parks and Recreation Center. That same year, Snyder was presented Youth For Tomorrow's Distinguished Leader Award in recognition of his years of support for the organization's private, residential school and counseling center in Bristow, Va., which has provided year-round care for more than 900 homeless and at-risk children ages 11-17 from Northern Virginia and the District of Columbia. In announcing the award at YFT's annual Burgundy and Gold Banquet, Hall of Fame Redskins Coach Joe Gibbs, who is also Founder and Chairman of Youth For Tomorrow, said, "Dan Snyder began his support of the kids at Youth For Tomorrow long before I ever considered returning to coach the team in 2004."

Beyond his charitable efforts, Snyder is prominent in the affairs of the NFL, where his expertise in the fields of marketing and media has been recognized with appointments to the Media Committee, the Business Ventures Committee, the Digital Media Committee (for which he serves as Co-Chair), the International Committee, the Stadium Committee, the Hall of Fame Committee (which oversees the Pro Football Hall of Fame in Canton, Ohio), and, separately, as a member of the Board of Trustees of the Pro Football Hall of Fame.

The Redskins, who continue to be ranked among the world's most valuable sports franchises on Forbes magazine's annual list, remain at the forefront of NFL marketing and business organizations. Since buying the team, Snyder has launched a highly successful retail arm, with several Official Redskins Stores in Virginia and Maryland, as well as mobile units for use at home games and other events.

In the summer of 2013, Snyder and the Redskins moved their annual Training Camp to Richmond, Va., hosting the team's training sessions at the brand new Bon Secours Washington Redskins Training Center. In addition, the Redskins' outreach in the community included more than 5,000 kids impacted by the Charitable Foundation's Play 60 programs and cheerleading programs, as well as 200 high school coaches invited to a concussion clinic held by the Redskins.

In June 2012, Snyder and the Redskins reaffirmed the team's commitment to the Commonwealth of Virginia, announcing that the team will retain its corporate headquarters by improving its Loudoun County training facility. In the years since, Snyder and the Redskins have annually made improvements to the Inova Sports Performance Center at Redskins Park, including upgrades to the weight room, athletic training facility, locker room, hydrotherapy stations, media availability areas, in-house cafeteria and more. In 2018, Snyder and the team created a state-of-the-art recovery center at Inova Sports Performance Center at Redskins Park. The innovative recovery center features a cryotherapy chamber, photobio-modulation therapy bed and sensory deprivation float orbs in addition to a dedicated space for sports vision training.

During Snyder's 20 seasons as owner of the team, 27 different Redskins have earned a total of 53 Pro Bowl appearances, nine different Redskins have been named All-Pro, and 13 Redskins draft picks have been selected to the All-Rookie Team. In addition, five players from his tenure as owner, Darrell Green, Bruce Smith, Deion Sanders, Champ Bailey and Jason Taylor, have gone on to induction into the Pro Football Hall of Fame.

FedExField, the team's wholly-owned stadium in Landover, Md., boasts seating capacity for 82,000 people, and Snyder continues to spearhead efforts to improve the fan experience at the stadium. Since he purchased the team, Snyder has invested more than \$100 million in improve-

ments to the facility, including high-speed escalators to the upper deck, updated signage, more than 1,000 flat-screen TVs in concourses and other areas, as well as the League standard-setting Owner's Club East and Owner's Club West private luxury suites.

Over the last several years, Snyder and the entire Redskins organization have spearheaded efforts to enhance FedExField's guest experience. Among the improvements implemented with success in recent years have been an increase in the number of stadium gates and new parking plans to reduce congestion and welcome fans in and out more efficiently. The Redskins also upgraded Wi-Fi throughout the stadium, creating better access to enhanced game day features on the Redskins Mobile App and complimentary access to the Red Zone Channel via NFL Mobile for season ticket members.

During the 2019 offseason, the Redskins created the new Bud Light Party Pavilion and Concourse in the east end zone of the stadium. The area, designed in response to fan reaction from the west end zone changes from the 2018 season, is open to all fans three hours before kickoff and will feature a 90-foot bar and live bands.

The club's media ventures include Redskins Nation, produced by the Redskins Broadcast Network, which is the league's only year-round, daily 30-minute television show. The team also produces television and radio broadcasts via Redskins.com, a robust editorial and social media staff, and Extreme Skins, the team's fan forum. The team also produces a variety of other television programs, broadcast independently as well as in partnership with local television outlets.

Snyder was Founder, Chairman and CEO of Snyder Communications, Inc. and was the youngest CEO of a New York Stock Exchange company at the time. From its launch in 1985, the company grew to a global organization of 12,000 employees with 77 offices in 17 countries and more than \$1 billion in annual revenues. The company's client base included 200 of the Fortune 500, to which it provided targeted marketing solutions, including advertising and marketing services. In March 2000, the company was acquired by the French marketing firm Havas for more than \$2.3 billion, at the time the largest such merger in the history of the advertising/marketing industry.

Snyder is Founder and Chairman Emeritus of inVentiv Health. Additionally, Snyder is Founder and Managing Member of the Board of Red Zebra Broadcasting, LLC, which operates radio stations in Maryland, Virginia and the District of Columbia airing Redskins broadcasts, popular national radio shows and locally generated programming. Snyder is active in a variety of other private business ventures, both as an investor and as an advisor to management. He is a frequent invitee to share his experiences and views with business organizations nationwide, and he is enshrined in the Greater Washington Jewish Sports Hall of Fame.

Snyder and his wife, Tanya, have three children and live in Potomac, Md.

REDSKINS OWNERSHIP HISTORY

Daniel M. Snyder is the third majority owner in the history of the Washington Redskins franchise.

George Preston Marshall	1932-89
Jack Kent Cooke	1969-97
[The estate of Jack Kent Cooke]	1997-99
Daniel M. Snyder	1999-Present

OWNERSHIP GROUP



Daniel M. Snyder has surrounded himself with trusted advisors and supporters since the early days of his business career, from his home office as a teenager through the founding of Snyder Communications in Bethesda, Md., to ownership of the Washington Redskins. It is those family members and associates who round out the ownership group of the Washington Redskins.

Before launching a business initiative or making a critical business decision, they are the key individuals Snyder has turned to as partners, advisors and confidants.

Snyder's sister **Michele Snyder**, a founder of Snyder Communications, shares his ambitious spirit. Her creativity, operational skills, and business instincts have played an instrumental role in the success of Team Snyder over the years.

Calm and steady influences have been the contributions of Gerry and Arlette Snyder, parents of the Redskins owner. A long-time journalist and author with more than two dozen books to his credit, Gerry Snyder was editor-in-chief of Snyder Communications during the early years of the company. Gerry Snyder died in 2003 at age 69.

Arlette Snyder, who maintains the family ownership position in the team, continues her role as a primary advisor to the owner and his other partners.

Robert Rothman is Chairman and CEO of Black Diamond Group, Inc., a private investment firm in Tampa, Florida. He was the founding Chairman and Chief Executive Officer of Consolidated International Group, Inc., which owned and operated insurance companies in Europe and North America, from 1987 to 1999.

He obtained a B.A. in Economics from Queens College of the City University of New York, and an MBA from the University of Chicago, Graduate School of Business.

Rothman is active in numerous charities. Prior to Super Bowl XLIV in South Florida, Rothman and his wife, Peggy, along with Redskins President Bruce Allen and his wife, Kiersten, served on the host committee for an event honoring NFL all-time winningest coach Don Shula and benefiting the H. Lee Moffitt Cancer Center & Research Institute in Tampa. He served as Chairman of the Board of H. Lee Moffitt Cancer Center & Research Institute, Inc. for eight years, and is a member of the Advisory Council for the University of Chicago Booth School of Business.

Dwight C. Schar is Founder and Chairman of the Board of NVR, Inc., the fourth-largest homebuilder in the United States. The company is comprised of the building operations of Ryan Homes and NVHomes. Also under the NVR umbrella is NVR Financial, which is comprised of NVR Mortgage and NVR Settlement Services. The company is based in Reston, Va., and is traded on the New York Stock Exchange. Schar has been extremely active in the greater Washington community and is involved in numerous business and educational groups. Previously, Schar served as a trustee of the Virginia Commonwealth University School of Engineering Foundation, was a member on the Virginia Business and Higher Education Council and was appointed to the President's Advisory Committee on the Arts for the Kennedy Center.

Schar has also served as Director of Dick Clark Productions, Inc. and Johnny Rockets Group, Inc. In addition, he was a member of the Board of Directors for the Pittsburgh Pirates, First American Banks, the Northern Virginia Building Industry Association, Bell Atlantic Company of Virginia and the United Way of the Capital Area. Schar served on the

Board for the Mercatus Center at George Mason University and has also been a trustee for the George Mason University Foundation, Ashland University and the Virginia Foundation of Independent Colleges. He has also been a council member of the Northern Virginia Roundtable and the Governor's Regional Economic Development Council. Schar is a graduate of Ashland University. In 2015, Schar and his wife Martha donated \$50 million to help INova develop a cancer research institute. The campus bears the family's last name as part of a 117-acre medical center in Merrifield. Inova Schar Cancer Institute is a state-of-the-art cancer center in the Washington, DC metro area designed to bring healing and hope to every patient. Inova Schar gives patients unmatched logistical, clinical and emotional support.

Frederick W. Smith is chairman, president and chief executive officer of FedEx Corporation, a global transportation, business services and logistics company.

After four years of service in the Marines, including two tours of duty in Vietnam, he launched the original air-ground Federal Express network which began operations in 1973 to serve the rapidly growing high tech/high value added sectors of the economy Smith had predicted. The company has since grown into a \$58 billion global enterprise.

Smith is responsible for providing strategic direction for all FedEx operating companies: FedEx Services (including FedEx Office), FedEx Express, FedEx Ground and FedEx Freight. FedEx serves more than 220 countries and territories with operations that include 650 aircraft, more than 150,000 vehicles and more than 400,000 team members worldwide.

FedEx Express was the first service company to win the Malcolm Baldrige National Quality Award in 1990. FedEx has consistently been ranked on FORTUNE magazine's industry lists, including "World's Most Admired Companies," "100 Best Companies to Work For," and is on FORTUNE's "Blue Ribbon Companies List."

Smith is co-chair of the Energy Security Leadership Council, a Trustee for the United States Council for International Business, and a member of both the Business Council and Business Roundtable. He served as chairman of the U.S.-China Business Council and co-chair of the French-American Business Council. Smith has served on the boards of several large public companies - Malone and Hyde (AutoZone), First Tennessee, Holiday Inns, EW Scripps, and General Mills - and charitable organizations including St. Jude Children's Research Hospital and the Mayo Foundation. He was formerly chairman of the Board of Governors for the International Air Transport Association and chaired the executive committee of the U.S. Air Transport Association.

Smith has received several honorary degrees and numerous civic, academic, and business awards including the Global Leadership Award from the U.S.-India Business Council; the George C. Marshall Foundation Award; the Wright Brothers Memorial Trophy; and the Circle of Honor Award from the Congressional Medal of Honor Foundation. In addition, Smith is a member of the Aviation Hall of Fame and the Business Hall of Fame. He served as co-chairman of both the U.S. World War II Memorial project and the campaign for the National Museum of the Marine Corps. He has been named a top CEO by both BARRON'S and CHIEF EXECUTIVE magazine.

Photos Above [L-R]: Michele Snyder, Arlette Snyder, Robert Rothman, Dwight C. Schar, Frederick W. Smith



BRUCE ALLEN

PRESIDENT

Bruce Allen has come full circle. More than 30 years have passed since Allen resided in the Washington, D.C., region and was a ball boy for his father, George Allen, the late Hall of Fame head coach who led the “Over the Hill Gang” Washington Redskins to an NFC Championship in 1972 and an appearance in Super Bowl VII.

Allen joined the Redskins as the team’s Executive Vice President/General Manager on December 17, 2009, after a decorated career spanning more than three decades, including serving as a general manager and executive with the Tampa Bay Buccaneers and the Oakland Raiders as well as recording a successful run in the USFL with the Chicago Blitz and the Arizona Wranglers.

“It’s exciting because of the history, the tradition, the comfort about coming home,” Allen said in 2009. “Everybody who knows me, knows that the principles of football in my mind are simple – it’s a team. It’s 53 men, the entire staff, everybody in the building going in the same direction for one common goal, and that’s to win.”

During Allen’s tenure, the Redskins’ focus and impact has far exceeded the mere scope of the playing field. In August 2011, Allen assumed the role of President of the Board of the Washington Redskins Charitable Foundation and has tirelessly worked hand-in-hand with the foundation to positively impact the lives of youth in the Washington, D.C. community. The foundation focuses on the areas of education, community outreach, and health and wellness, and since its inception, Charitable Foundation programs have made an impact on millions of lives and given back approximately \$23 million to individuals, groups and organizations in the community.

Allen annually participates in many of the Foundation’s signature events, including the Redskins Alumni Golf Classic, where he serves as Chairman, the Redskins Easter Egg Hunt, Fields for Tomorrow field dedications, the American Red Cross and the Leukemia & Lymphoma Golf tournament, among others. In early 2016, Allen and the organization accepted the inaugural Legacy Award from the Loudoun School-Business Partnership Executive Council for the team’s exemplary work in going “above and beyond” for Loudoun County Students. Allen’s philanthropic support also extends to efforts with Doug Williams’ Washington Football Legends for Charity and Joe Gibbs’ Youth For Tomorrow.

Allen also serves on a committee with the Friends of the National World War II Memorial, and in December of 2017, he spoke at the memorial’s commemoration of the war’s 75th anniversary, adding, “What those World War II veterans did are the reasons that we have other generations. It’s the reason we can even play football and enjoy life. I’m honored to be around these heroes.”

On the field, Allen’s squads have earned seven division championships, with Washington marking the third different franchise (Oakland, Tampa Bay and Washington) he had helped lead to a division crown in that timeframe. Since 2000, only Allen and Rich McKay have guided multiple franchises to division titles as General Manager.

In May 2014, during an offseason in which Allen helped guide the franchise through a coaching transition and provided public leadership for the organization, the Redskins formally announced Allen as the team’s President.

“So what we found is the guy that – I really come back to one of the greatest quotes I know in sports or life that former Washington Redskins coach Marv Levy, who is in the Hall of Fame, who said, “Where would you rather be than right here, right now?” Allen said while introducing Head Coach Jay Gruden.

Aside from his management of the Redskins’ football operations and his dedication to the Redskins’ charitable efforts,

Allen has led initiatives to extend the Redskins’ outreach to their former players and engage the team’s vast alumni network.

“We owe them a great debt of gratitude for their accomplishments for building this game,” Allen said. “Not just the three Super Bowl trophies, but the way they have represented themselves in the burgundy and gold.”

Last fall, Allen and the Redskins welcomed back alumni for the team’s annual Alumni Homecoming Weekend, which the Redskins hosted against the Houston Texans in Week 11. Not including staff and coaches, players in attendance during various parts of the weekend’s festivities represented more than 750 combined seasons of Redskins playing experience, 87 combined Super Bowl appearances and 52 combined Super Bowl titles, including 11 members of the 80 Greatest Redskins, 11 members of the Redskins Ring of Fame and six members of the Pro Football Hall of Fame.

In addition to his ongoing connection with Redskins alumni and charitable efforts, Allen is actively involved in fan outreach. He has taken the time to personally connect with Redskins fans all over the world via one-on-one meetings, Redskins Rally events, phone calls and e-mails to foster and strengthen the organization’s relationship with its fans.

Allen’s open dialogue with fans has been extended in recent years by his creation of popular fan forums in which season ticket members can connect directly with team executives across multiple departments. His commitment to improving the fan experience also extends to his mission to find the next home of the Washington Redskins, guiding the team’s efforts to secure, build and develop a new stadium boasting an innovative, first-class fan experience.

Allen and his wife, Kiersten, have six children. Kiersten serves on the Moffitt Cancer Foundation Board of Directors, where she and Bruce have worked to aid in the Foundation’s mission to contribute to the prevention and cure of cancer.

Allen was drafted by the Baltimore Colts as a 12th-round selection in 1978 out of the University of Richmond. He played for the Spiders from 1974-77, earning All-ECAC and All-South Independent honors in his junior season, when he ranked 16th in the nation and broke a school punting record with a 42.9-yard average. He earned his degree in business marketing, and in February 2016, he was honored with induction into the University of Richmond’s Athletics Hall of Fame.

Allen’s late father George, who was elected to the Pro Football Hall of Fame in 2002, was Head Coach of the Redskins from 1971-77. He amassed a 67-30-1 record and an appearance in Super Bowl VII in seven seasons in Washington. George never had a losing campaign in 12 seasons as an NFL head coach, including his seven years at the helm of the Redskins.

Like his father, who developed the original Redskins Park, Bruce helped spearhead the effort for facility improvements to provide the Redskins a state-of-the-art team headquarters equipped with every necessary amenity and competitive advantage to support the football operation. Allen also played a key role in the team moving its annual training camp to Richmond, Va., beginning in 2013 at the world-class Bon Secours Washington Redskins Training Center.

Bruce’s brother George served as Virginia governor and as a U.S. Senator from Virginia. He also has two other siblings, Greg, a psychologist specializing in family counseling and Founder of Freedom4U in Southern California, and Jennifer Allen Richard, an author and contributor to the NFL Network.

REDSKINS SALUTE

SALUTE THE REAL HEROES IN UNIFORM



REDSKINS SALUTE

JOIN REDSKINS SALUTE TODAY!

FREE MILITARY APPRECIATION CLUB FOR ACTIVE DUTY, VETERANS
AND MILITARY FAMILIES. EXCLUSIVE YEAR-ROUND EVENTS,
BEHIND THE SCENES OPPORTUNITIES AND MUCH MORE!

REDSKINS.COM/SALUTE | [@REDSKINSSALUTE](https://www.instagram.com/REDSKINSSALUTE)   

STAFF BIOS



JAY GRUDEN

HEAD COACH

16TH NFL SEASON // 6TH WITH REDSKINS

Jay Gruden enters his sixth season with the Washington Redskins in 2019 after being named the 29th head coach in franchise history on January 9, 2014.

Previously a decorated quarterback in the college and Arena Football League ranks and a successful NFL assistant, Gruden has showcased his offensive acumen honed from his diverse football background throughout his tenure with the Redskins.

In 2018, the Redskins won at least seven games for their fourth straight season and tied the last such streak that took place between a four-year span from 1999-2002. The team started out 6-3 and was 2-0 against the NFC East before losing starting quarterback Alex Smith to a season-ending leg injury. Following the injury to Smith, the team started three different quarterbacks to end the season. It was the first time in the Super Bowl Era that the Redskins started four or more different quarterbacks in a single season.

In 2017, the Redskins won at least seven games for their third straight season. Gruden's team reached seven wins despite dealing with substantial injury issues throughout the season, as 72 different players appeared in game action for the squad, the second-most used by the team in a single season since the 1970 AFL-NFL merger, trailing only the 108 used to complete the 1987 strike season.

Among the team's highlights in the 2017 season was the team's 4-0 record against NFC West opponents, the franchise's second full-division sweep since NFL realignment in 2002 and the team's first since 2005. The season also produced three Pro Bowlers, with linebacker Ryan Kerrigan, guard Brandon Scherff and tackle Trent Williams all earning return selections among the league's best.

A year earlier, Gruden guided the Redskins to an 8-7-1 record in 2016, giving the franchise back-to-back winning seasons for the first time since 1996-97. The team was led by Gruden's record-shattering offense, which posted team records in total net yards (6,545), net passing yards (4,758) and yards per play (6.40), ranking in the Top 3 in the NFL in all three categories.

Gruden's offense — once called "easily one of the three or four best designed offenses in the NFL" by Andy Benoit of *The MMQB* — was more than just historically efficient and explosive that season. The distribution of the offensive contributions allowed eight Redskins players (DeSean Jackson, Pierre Garçon, Jamison Crowder, Rob Kelley, Chris Thompson, Jordan Reed, Vernon Davis and Matt Jones) to finish the season with at least 500 yards from scrimmage, tying the 2011 New Orleans Saints for the most in a single season in NFL history.

In 2015, Gruden led the Redskins to an NFC East Championship, posting a 9-7 record to complete the second "worst-to-first" turnaround in team history. Gruden became the sixth coach in team history to lead the Redskins to a playoff berth within the first two years at the helm, joining Ray Flaherty, Dutch Bergman, Dudley DeGroot, George Allen and Joe Gibbs.

Under Gruden's guidance, the 2015 Redskins featured what was at the time the most prolific passing attack in franchise history. Quarterback Kirk Cousins, named the starter in the middle of the preseason, set then-single-season team records for attempts (543), completions (379), passing yards (4,166) and 300-yard passing games (seven) while throwing 29 touchdown passes, including at least one in all 16 games. Cousins' success coincided with the emergence of tight end Jordan Reed, who finished the season with 87 receptions for 952 yards (both team records for a tight end) with 11 receiving touchdowns.

Gruden assumed control of the Redskins in 2014 and guided the team through a campaign in which three different quarterbacks (Robert Griffin III, Kirk Cousins and Colt McCoy) recorded victories as starters. He installed an offensive system that produced two Pro Bowlers in his first season (tackle Trent Williams and running back Alfred Morris).

Excluding interim coaches, Gruden, 46 at the time of his hiring, became the team's youngest head coaching hire since hiring eventual Pro Football Hall of Famer Joe Gibbs at 40 years of age in 1981. He became the first Redskins head coach hired directly from an offensive coordinator role on another team since Norv Turner in 1994.

Before joining the Redskins, Gruden spent his previous three seasons as offensive coordinator for the Cincinnati Bengals. In his tenure in Cincinnati, the Bengals averaged 10 wins a season, making three consecutive playoff appearances and earning an AFC North championship in 2013. Members of the Bengals' offense accounted for seven Pro Bowl selections in his three seasons in Cincinnati.

Gruden was tasked with the development of quarterback Andy Dalton, a 2011 second-round pick. In three seasons together, Gruden helped Dalton to a 30-18 regular season record as a starter (.625), as Dalton's 30 wins in that time frame ranked tied for fifth-most among NFL quarterbacks. Dalton's 80 passing touchdowns ranked third-most in NFL history for a quarterback in his first three seasons, trailing only Dan Marino (98) and Peyton Manning (85).

Prior to joining the Bengals, Gruden served two years with the Florida Tuskers of the United Football League from 2009-10. In 2009, Gruden served as offensive coordinator as the Tuskers compiled a 6-0 regular season record and earned a UFL championship game berth. In 2010, he assumed the roles of head coach and general manager and led the Tuskers to their second consecutive championship game appearance.

Gruden coached for seven seasons (2002-08) with the Tampa Bay Buccaneers, earning a Super Bowl championship ring as an offensive assistant in 2002. There he worked under his brother, Jon (then the Bucs' head coach), and current Redskins President Bruce Allen (the Bucs' general manager from 2004-08). Gruden helped guide the Buccaneers to the team's first championship, a 48-21 victory in Super Bowl XXXVII.

Gruden also ranks among the most outstanding players and coaches in the history of the Arena Football League, having won six combined league championships — four as a quarterback and two as a head coach. Gruden played quarterback (2002-03) and served as head coach (2004-08) of the AFL's Orlando Predators while simultaneously working as an offensive assistant with the Buccaneers. In all, Gruden served as head coach of the Predators for nine seasons (1998-2001 and 2004-08), leading the Predators to four championship game appearances and two league titles as a coach. During a two-year hiatus from coaching the Predators in 2002-03, he returned to the playing field as Orlando's quarterback, leading the Predators to playoff appearances in both seasons.

In his eight seasons as a player in the AFL, Gruden completed 1,673-of-2,775 passes (60.3 percent) for 21,578 yards with 398 touchdowns and 99 interceptions. In addition to his time with Orlando, he spent six seasons (1991-96) at quarterback for the Tampa Bay Storm, winning four AFL titles and being named MVP of ArenaBowl VII in 1993. He was also named the 1992 AFL Most Valuable Player and was honored with induction into the AFL Hall of Fame in 1999.

Gruden played quarterback for four seasons for former Redskins draft pick Howard Schnellenberger at the University of Louisville (1985-88) and was a two-time team MVP.

Gruden was born March 4, 1967, in Tiffin, Ohio. He and his wife, Sherry, have three sons — J.J., Joey and Jack — and a grandson, Trey.

JAY GRUDEN

THE GRUDEN FILE

GRUDEN FOOTBALL HISTORY

1985-88	Quarterback	University of Louisville
1989	Student Assistant	University of Louisville
1990	Quarterback	Barcelona Dragons (WLAF)
1990	Quarterback	Sacramento Surge (AFL)
1990-91	Graduate Assistant	University of Louisville
1991-96	Quarterback	Tampa Bay Storm (AFL)
1997	Offensive Coordinator	Nashville Kats (AFL)
1998-2001	Head Coach	Orlando Predators (AFL)
2002-08*	Offensive Assistant	Tampa Bay Buccaneers
2002-03*	Quarterback	Orlando Predators
2004-08*	Head Coach	Orlando Predators
2009	Offensive Coordinator	Florida Tuskers (UFL)
2010	Head Coach	Florida Tuskers
2011-13	Offensive Coordinator	Cincinnati Bengals
2014-Pres.	Head Coach	Washington Redskins

*Held jobs concurrently

GRUDEN BY THE NUMBERS

21,578:	Career passing yards in the AFL
6,545:	Team yardage record set by Gruden's 2016 offense,
1999:	Year of induction into the AFL Hall of Fame
398:	Career AFL passing touchdowns
35:	Career NFL head coaching wins for Gruden entering 2019, fifth-most in Redskins history
15:	Redskins division titles, including one by Gruden's 2015 squad
13:	Combined years as a QB in the NCAA, WLAF and AFL
6:	ArenaBowl championships (four as a player, two as a coach)
6:	Number of coaches, including Gruden, to lead the Redskins to the playoffs within two years of taking the job
4:	Ranking in the AFL's 25 Greatest Players list in 2012
3:	Team record for 500-yard games, set by the 2016 Redskins

REDSKINS COACHING HISTORY

The Washington Redskins have had 28 different head coaches preside over 29 head coaching tenures in team history.

1.	Lud Wray.....	1932
2.	Lone Star Dietz.....	1933-34
3.	Eddie Casey.....	1935
4.	Ray Flaherty.....	1936-42
5.	Arthur "Dutch" Bergman.....	1943
6.	Dudley DeGroot.....	1944-45
7.	A.G. "Turk" Edwards.....	1946-48
8.	John Whelchel.....	1949
9.	Herman Ball.....	1949-51
10.	Dick Todd.....	1951 (Interim)
11.	Earl "Curly" Lambeau.....	1952-53
12.	Joe Kuharich.....	1954-58
13.	Mike Nixon.....	1959-60
14.	Bill McPeak.....	1961-65
15.	Otto Graham.....	1966-68
16.	Vince Lombardi.....	1969
17.	Bill Austin.....	1970
18.	George Allen.....	1971-77
19.	Jack Pardee.....	1978-80
20.	Joe Gibbs**.....	1981-92
21.	Richie Petitbon.....	1993
22.	Norv Turner.....	1994-2000
23.	Terry Robiskie.....	2000 (Interim)
24.	Marty Schottenheimer.....	2001
25.	Steve Spurrier.....	2002-03
26.	Joe Gibbs**.....	2004-07
27.	Jim Zorn.....	2008-09
28.	Mike Shanahan.....	2010-13
29.	Jay Gruden.....	2014-Present

Pro Football Hall of Famers **bolded and italicized**.

** Considered both the 20th and 26th head coach in franchise history

ARENA FOOTBALL LEAGUE HALL OF FAMER - CAREER STATS

Year	Team	PASSING					RUSHING				
		Comp	Att	Pct	Yds	Rating	TD	Int	Att	Yds	TD
1991	Tampa Bay Storm	127	199	63.8	1504	96.4	26	11	17	55	2
1992	Tampa Bay Storm	188	305	61.6	2568	107.6	50	15	13	37	0
1993	Tampa Bay Storm	187	312	59.9	2526	99.9	41	14	15	15	1
1994	Tampa Bay Storm	206	368	56.0	2622	98.1	49	12	9	32	2
1995	Tampa Bay Storm	198	352	56.3	2787	100.2	45	11	20	7	0
1996	Tampa Bay Storm	274	443	61.9	3616	114.0	70	14	8	-14	0
2002	Orlando Predators	310	501	61.9	3621	101.1	68	20	7	-4	0
2003	Orlando Predators	183	295	62.0	2334	123.5	49	2	3	2	0
TOTAL		1673	2775	60.3	21578	105.7	398	99	92	130	5

HONORS: Most Valuable Player (1992), First-Team All-Arena (1992), All-Star Game (1993), First-Team All-Arena (1995), 10th Anniversary Team (1996), AFL Hall of Fame Inductee (1999), All-ArenaBowl Team (1999), Second-Team 15th Anniversary Team (2001), 20 Greatest Players - No. 4 (2006), 25 Greatest Players - No. 4 (2012)

ARENABOWL APPEARANCES: ArenaBowl V Champion (Quarterback, Tampa Bay Storm, 1991), ArenaBowl VII Champion* (Quarterback, Tampa Bay Storm, 1993), ArenaBowl IX Champion (Quarterback, Tampa Bay Storm, 1995), ArenaBowl X Champion (Quarterback, Tampa Bay Storm, 1996), ArenaBowl XII Champion (Head Coach, Orlando Predators, 1998), ArenaBowl XIII Runner-up (Head Coach, Orlando Predators, 1999), ArenaBowl XIV Champion (Head Coach, Orlando Predators, 2000), ArenaBowl XX Runner-up (Head Coach, Orlando Predators, 2006)

* Named ArenaBowl VII Most Valuable Player

AFL COACHING RECORD: 93-61 (.604)

STAFF BIOS



BILL CALLAHAN
ASST. HC/OFFENSIVE LINE

21ST NFL SEASON
5TH WITH REDSKINS

1975-77	Quarterback	Benedictine (Ill.)
1978	Assistant Coach	Oak Lawn H.S. (Ill.)
1979	Assistant Coach	De La Salle H.S. (Ill.)
1980-81	Associate Coach	Illinois
1982-83	Special Teams/TE Coach	Illinois
1984-85	Offensive Line Coach	Illinois
1986	Quarterbacks Coach	Illinois
1987-88	Offensive Line Coach	Northern Arizona
1989	Offensive Coordinator	Southern Illinois
1990-94	Offensive Line Coach	Wisconsin
1995-97	Offensive Line Coach	Philadelphia Eagles
1998	Off. Coordinator/TE Coach	Oakland Raiders
1999-2001	Off. Coordinator/OL Coach	Oakland Raiders
2002-03	Head Coach	Oakland Raiders
2004-07	Head Coach	Nebraska
2008-11	Asst. Head Coach/OL Coach	New York Jets
2012-14	Off. Coordinator/OL Coach	Dallas Cowboys
2015-16	Offensive Line Coach	Washington Redskins
2017-Pres.	Asst. Head Coach/OL Coach	Washington Redskins

Bill Callahan enters his fifth season with the Redskins in 2019 after initially joining the organization as the team's offensive line coach on January 15, 2015. The team added Assistant Head Coach to his title prior to the 2017 season.

Callahan is entering his 21st NFL season in 2019 as part of a career that includes head coaching stints at both the pro and collegiate levels as well as the 2002 AFC Championship with the Oakland Raiders. Entering 2019, Callahan has been a member of an offensive staff that finished in the Top 5 in the NFL in rushing or passing 11 times, including a No. 1 overall finish in rushing twice (2000, 2009) and passing once (2002). Callahan has had 12 offensive linemen combine for 28 Pro Bowl selections during his career and has guided his units in 19 career postseason contests at the NFL level.

In 2018, Callahan was instrumental in guiding a unit that played its best football late in games despite losing four-of-five Week 1 starters for extended periods of time during the season. The Redskins finished the season second in the NFL in average yards per carry in the fourth quarter with a mark of 4.95. The team also finished fifth in the league in fourth quarter rushing yards and average rushing yards in the fourth quarter with 554 yards and a 34.6 average, respectively. The offensive line play also aided running back Adrian Peterson in becoming the first Redskins running back to rush for 1,000-plus yards in a single season since 2014. Tackle Trent Williams was also selected to his fourth-consecutive Pro Bowl. Williams has been a Pro Bowler in each of the four seasons that he has played under Callahan.

In 2017, Callahan's tutelage was paramount in helping the offense overcome a season-long rash of injuries and still average nearly 325 yards per game. The Redskins used a total of 36 unique groups of offensive linemen (including seven different combinations of six-lineman groupings), as well as eight different starting lineups along the offensive line. In total, Callahan coached 28 different offensive linemen during the 2017 calendar year, including players on the offseason roster and on the practice squad. Among the newcomers Callahan developed were rookies Chase Roullier and Tyler Catalina, the former of whom blossomed from a sixth-round pick into a seven-game starter at center and the latter of whom performed at multiple positions after making the team as a college free agent.

Members of Callahan's 2017 unit were once again honored for their excellence, as guard Brandon Scherff earned his

second Pro Bowl selection and tackle Trent Williams earned his sixth consecutive Pro Bowl nod despite battling a year-long knee injury. Together, Scherff and Williams became the first Redskins offensive line duo collectively named to the Pro Bowl in consecutive seasons since the duo of Russ Grimm and Joe Jacoby earned four straight selections following the 1983-86 seasons.

In the team's first two seasons under Callahan from 2015-16, the Redskins allowed 50 total sacks after allowing 58 sacks in the 2014 season alone. In 2016, powered in part by Callahan's offensive line, the Redskins set single-season team records in yards per game (403.4), yards per play (6.40), net passing yards (4,758), completions (407), passing first downs (226) and 500-yard games (three). The blocking and protection afforded by the unit allowed eight different Redskins players to finish the season with at least 500 yards from scrimmage, tying the 2011 New Orleans Saints for the most in a single season in NFL history.

The Redskins allowed 23 sacks in 2016, fourth-fewest in the NFL and tied for the seventh-fewest in team history since the league adopted sacks as an official statistic in 1982. The 2016 season also resulted in the fifth consecutive Pro Bowl selection for tackle Trent Williams and the first career Pro Bowl nod for guard Brandon Scherff. The dual selections marked the first time the Redskins had multiple offensive linemen selected to the Pro Bowl in the same season since 1991 (tackle Jim Lachey and guard Mark Schlereth).

In his first year in Washington in the team's NFC East title-winning campaign in 2015, Callahan was frequently credited for the largest year-over-year decline in sacks allowed in team history. A year after allowing 58 sacks in 2014, the Redskins held opponents to 27 sacks in Callahan's first year in 2015. The 31-sack turnaround was the largest in team history since the NFL began recognizing sacks as an official statistic in 1982, surpassing the 30-sack decrease between the 1998-99 seasons. The performance of the line as a unit helped garner Pro Bowl honors for Williams and PFWA All-Rookie honors for Scherff.

Prior to joining the Redskins, Callahan served as offensive coordinator/offensive line coach for the Dallas Cowboys from 2012-14 and helped guide the franchise to its first NFC East title since 2009 in his final season. In 2014, the Cowboys finished second in the NFL in rushing (147.1) with running back DeMarco Murray leading the league in rushing and setting a Dallas franchise record with 1,845 yards. Callahan had two offensive linemen named to The Associated Press' 2014 All-Pro team (tackle Tyron Smith and guard Zack Martin) and had another (center Travis Frederick) selected with Smith and Martin to the Pro Bowl.

Callahan served as assistant head coach/offensive line coach of the New York Jets from 2008-11. During his four-year tenure with the Jets, the offense ranked second in the NFL in rushing yards per game (137.9) across those four seasons and appeared in two consecutive AFC Championship games (2009-10). In his four seasons, Callahan coached three offensive linemen to nine Pro Bowl appearances (Nick Mangold, 4; D'Brickshaw Ferguson, 3; and Alan Faneca, 2) and helped Mangold earn AP All-Pro honors in the 2009-10 seasons.

Prior to his time in New York, Callahan served as head coach at the University of Nebraska from 2004-07, leading the Cornhuskers to a Big 12 Conference Championship Game appearance in 2006 and two bowl invitations in his four seasons.

Callahan spent six seasons with the Oakland Raiders from 1998-2003, serving as offensive coordinator for four years before becoming the 13th head coach in Raiders history from 2001-02. In 2002, Oakland's offense set a team record for total offense with an NFL-best 6,237 yards and led the NFL in passing yards (4,689) en route to an appearance in Super Bowl XXXVII. He became the fourth rookie head coach in NFL history to earn a Super Bowl berth.

Before joining the Raiders, Callahan coached the offensive line for the Philadelphia Eagles from 1995-97. His unit helped

STAFF BIOS

the Eagles rank second in the NFC in passing, fifth in rushing and third in total offense in 1997. Prior to joining the Eagles, Callahan accrued 15 seasons of coaching experience in various capacities at Illinois (1980-86), Northern Arizona (1987-88), Southern Illinois (1989) and Wisconsin (1990-94).

Callahan started at quarterback for three seasons (1975-77) at Illinois Benedictine (Iisle, Ill.) where he earned honorable-mention All-America honors in 1976 and 1977 and graduated with a bachelor's degree in physical education in 1978. In 2004, he was inducted into the Benedictine University Athletics Hall of Fame.

Callahan was born in Chicago, where he attended Mendel Catholic H.S. He and his wife, Valerie, have four children: daughters Cathryn and Jaclyn, and sons Brian and Daniel. His son, Brian, now serves as the offensive coordinator for the Cincinnati Bengals.



NATE KACZOR
SPECIAL TEAMS COORDINATOR

12TH NFL SEASON
1ST WITH REDSKINS

1987-89	Center	Utah State
1991-99	Offensive Assistant	Utah State
2000-03	Offensive Coordinator	Nebraska-Kearney
2004-05	Co-Offensive Coordinator	Idaho
2006	Tight Ends Coach	Louisiana-Monroe
2007	Co-Offensive Coordinator	Louisiana-Monroe
2008-11	Assistant Special Teams Coach	Jacksonville Jaguars
2012	Assistant Offensive Line Coach	Tennessee Titans
2013-15	Special Teams Coordinator	Tennessee Titans
2016-18	Special Teams Coordinator	Tampa Bay Buccaneers
2019-Pres.	Special Teams Coordinator	Washington Redskins

Nate Kaczor (pronounced Kat-sir) enters his first season as special teams coordinator with the Washington Redskins in 2019. He will be entering his 12th NFL season and has held positions with the Jacksonville Jaguars, Tennessee Titans and Tampa Bay Buccaneers during his NFL career.

During Kaczor's three seasons with Tampa Bay, the Buccaneers were one of the top punt coverage units in the NFL, allowing only 6.6 yards per return, the fourth-lowest mark in the league during that span.

In 2018, Tampa Bay allowed only 21.0 yards per kickoff return, which was the sixth-lowest in the NFL despite allowing 30-plus total kickoff returns.

In 2017, the Buccaneers had three blocked kicks (one blocked field goals and two blocked extra points), tied for the third-most in the NFL. Tampa Bay led the league in special teams takeaways, with four (three fumble recoveries on punt coverage, one on kickoff coverage). All four of Tampa Bay's special teams takeaways helped lead to touchdowns - two were returned for touchdowns, while the other two set up the offense with a short field. The Buccaneers' punt return unit also averaged 9.6 yards per return, the sixth-highest mark in the NFL.

Punter Bryan Anger was a standout during Kaczor's tenure with the Buccaneers. In his first year with the team, Anger set Buccaneers records for both punts inside the 20 (37) and net punting average (42.7), with both of those ranking in the top five in the NFL in 2016. In the three seasons that Anger spent under Kaczor's tutelage, Anger ranked top 15 in the league in punts inside the 20 and net average while only recording 14 touchbacks.

Kaczor came to Tampa Bay having spent the previous four seasons with the Tennessee Titans, the final three as the teams' special teams coordinator (2013-15) after being

hired as the assistant offensive line coach in his first season (2012). In 2015, the Titans tied for the NFL lead in special teams takeaways, while in 2013 Kaczor's unit ranked in third in the league in opponent punt return average and eighth in kickoff return average.

In three seasons under Kaczor, Titans punter Brett Kern tied for the third-most punts inside the 20 (94) in the NFL. In 2015, despite punting 88 times, Kern saw only one touchback on the year. In 2014, Kern posted a net average of 40.8, a career best and a Titans franchise record. Kaczor also worked with kicker Ryan Succop, who set a career high in field goal percentage in 2015 (87.5), surpassing the career best he had established the season before.

Kaczor entered the NFL as an assistant special teams coach with the Jacksonville Jaguars, working there from 2008-11. During those four years, Jacksonville had one of the league's top special teams coverage units, allowing the lowest punt return average in the NFL (6.5 avg.) and the eighth-lowest kickoff return average (21.8 avg.). In each of Kaczor's final two seasons, Montell Owens earned Pro Bowl recognition as a special teams player.

Prior to joining the NFL, Kaczor spent 17 years coaching in college, the final two working as co-offensive coordinator (2007) and tight ends coach (2006) at Louisiana-Monroe. In his only season as co-offensive coordinator, the team ranked second in the Sun Belt Conference in rushing offense and averaged its most points scored since 1993. Before his time at Louisiana-Monroe, Kaczor spent two seasons (2004-05) as the co-offensive coordinator/tight ends coach at Idaho and four seasons as offensive coordinator/quarterbacks coach at Nebraska-Kearney (2000-03). Kaczor began his coaching career as an offensive assistant at his alma mater, Utah State, working as an offensive assistant for nine seasons (1991-99), helping the team win three conference championships.

A center at Utah State, Kaczor was a team captain, who earned all-conference honors in 1989. A native of Scott City, Kansas, he and his wife, Angie, have two children, Kaylee and Micah.

STAFF BIOS



GREG MANUSKY
DEFENSIVE COORDINATOR

31ST NFL SEASON
8TH WITH REDSKINS

1984-87	Linebacker	Colgate
1988-90	Linebacker	Washington Redskins
1991-93	Linebacker	Minnesota Vikings
1994-99	Linebacker	Kansas City Chiefs
2000	Training Camp Coach	Tampa Bay Buccaneers
2001	Linebackers Coach	Washington Redskins
2002-06	Linebackers Coach	San Diego Chargers
2007-10	Defensive Coordinator	San Francisco 49ers
2011	Defensive Coordinator	San Diego Chargers
2012-15	Defensive Coordinator	Indianapolis Colts
2016	Outside Linebackers Coach	Washington Redskins
2017-Pres.	Defensive Coordinator	Washington Redskins

Greg Manusky is entering his eighth combined season as a player or coach with the Redskins in 2019 after returning to the organization as the team's outside linebackers coach on January 22, 2018. He was named the team's defensive coordinator on January 23, 2017.

Manusky returned to the Redskins in 2016 with 27 previous combined seasons of NFL experience, including 15 as a coach and 12 as a player. He entered the coaching ranks full-time with the Redskins in 2001 as the team's linebackers coach. During his 18 seasons as an NFL coach entering 2018, 12 different players have earned a total of 20 Pro Bowl selections under his tutelage.

In 2018, Manusky's unit was tied for 10th in the league in total turnovers. The team's 18 forced fumbles were tied with the Buffalo Bills for the fourth most in the NFL and their 15 interceptions were tied for the ninth best mark in the league. The unit was also one of the best at pressuring opposing quarterbacks in 2018 and finished the season seventh in the NFL in sacks. The team was led by linebacker Ryan Kerrigan who finished the season with 13 sacks which was tied for the seventh most in the league. The 13 sacks was the second-most in a single season in Kerrigan's career and earned him his third-consecutive Pro Bowl selection. Kerrigan has been named a Pro Bowler in all three seasons that Manusky has been on the defensive staff.

In his first season as Washington's defensive coordinator in 2017, Manusky's defense produced the team's strongest season against the pass in nearly a decade. The unit ranked third in the NFL in completion percentage allowed (57.6 percent), the team's best ranking since leading the NFL in the category in 2005 (54.4), while finishing ninth in passing yards allowed per game (213.8, the team's lowest since 2009) and 10th in opponent passer rating (81.0, lowest since 2008). The group also posted 42 sacks, the franchise's most since 2000, led by linebacker Ryan Kerrigan, who earned his third Pro Bowl selection after leading Washington with 13.0 sacks.

The list of key contributors to the unit's performance under Manusky in 2017 spanned all positions and experience levels. Unrestricted free agent addition Zach Brown led the NFL in tackles through 15 weeks before missing the final three games of the season. Fellow free agent signing D.J. Swearinger earned immediate captaincy status before ever playing a snap for Washington and recorded a career-high four interceptions, tying for the team lead with cornerback Kendall Fuller, who emerged as one of the league's top slot corners in his second NFL season. Second-year defensive lineman Matt Ioannidis made a similar second-year jump, posting 4.5 sacks, while first-round pick Jonathan Allen was impressive despite being limited by injury to only five contests.

As outside linebackers coach in 2016, Manusky helped guide linebacker Ryan Kerrigan to his second career Pro Bowl selection. Kerrigan posted 11.0 sacks, becoming only the fifth player in team history to record multiple 10-sack seasons. Manusky's contributions were also key to linebacker Trent Murphy's breakout campaign in 2016, a year in which the third-year pro recorded 9.0 sacks after totaling 6.0 across his first two NFL seasons in 2014-15. Manusky's duo became the first pair to record at least nine sacks each in a single season for the Redskins since

Andre Carter and Brian Orakpo in 2009.

Prior to his second coaching stint in Washington, Manusky served nine seasons as the defensive coordinator of the Indianapolis Colts (2012-15), San Diego Chargers (2011) and San Francisco 49ers (2007-10). The Colts won at least eight games in all four of Manusky's seasons in Indianapolis, earning three postseason berths including an AFC Championship appearance in 2014. The Colts recorded 10 interception returns for touchdowns during Manusky's four-year tenure, tied for second-most in the AFC and tied for fifth-most in the NFL in that time frame.

In 2014, Manusky guided a defense that helped record the team's third straight 11-5 regular season record and second consecutive AFC South Division Championship. From Weeks 4 through 7, the Colts only allowed one third down conversion in four straight games, marking the longest such streak by an NFL team since 1970. Safety Mike Adams, cornerback Vontae Davis and inside linebacker D'Qwell Jackson comprised the three defensive players to earn their first career Pro Bowl selection during the year.

Manusky spent the 2011 campaign as the defensive coordinator of the San Diego Chargers. Under his direction, the defense allowed an average of 224.4 net passing yards per game, and safety Eric Weddle tied for the NFL lead with seven interceptions and earned a trip to the 2012 Pro Bowl. Prior to joining the Chargers, Manusky spent four seasons (2007-10) as defensive coordinator of the San Francisco 49ers. His 2009 unit did not allow a touchdown in five separate games while forcing an NFL-best 21 fumbles, allowing just 3.6 yards per rush and recording 44.0 sacks.

Manusky's first tenure with the Chargers lasted four seasons (2002-06), during which time he served as the linebackers coach. In the 2006 campaign, San Diego linebackers accounted for 42.5 of the team's 61.0 regular season sacks. That season, linebacker Shawne Merriman tied the Chargers' franchise record with 17.0 sacks, becoming the first Charger to lead the league in sacks.

Manusky started his coaching career in 2000, working as a volunteer linebackers and special teams coach with the Tampa Bay Buccaneers during training camp. He then joined the Redskins staff in 2001 as the team's linebackers coach, helping guide LaVar Arrington to his first career Pro Bowl selection.

Throughout his career, Manusky has coached an impressive list of Pro Bowl players, including D'Qwell Jackson, Vontae Davis, Mike Adams and Robert Mathis with the Colts; Eric Weddle, Shawne Merriman, Junior Seau and Donnie Edwards with the Chargers; Justin Smith and Patrick Willis with the 49ers and LaVar Arrington with the Redskins.

Manusky was a linebacker and special teams standout during his 12-year NFL playing career in Washington, Minnesota and Kansas City, recording a stretch in which he participated in 113 consecutive games. Manusky earned All-Madden Team honors in 1991 and retired from the NFL in 2000.

A native of Wyoming, Pa., Manusky attended Dallas (Pa.) H.S. before moving on to Colgate University, where he was a four-year letterman and an All-Colonial League selection. As a senior in 1987, Manusky was named the Colonial League's Defensive Player of the Year. He graduated with degrees in education and geology.

Manusky and his wife, Laurie, have two sons, Colton and Jake, and two daughters, Logan and Chandler. Logan is a collegiate volleyball player at College of Charleston.

STAFF BIOS



KEVIN O'CONNELL
OFFENSIVE COORDINATOR

10TH NFL SEASON
3RD WITH REDSKINS

2004-07	Quarterback	San Diego State
2008	Quarterback	New England Patriots
2009	Quarterback	New England Patriots Detroit Lions New York Jets
2010	Quarterback	New York Jets
2011	Quarterback	New York Jets Miami Dolphins
2012	Quarterback	San Diego Chargers
2015	Quarterbacks Coach	Cleveland Browns
2016	Special Projects	San Francisco 49ers
2017	Quarterbacks Coach	Washington Redskins
2018	Passing Game Coord.	Washington Redskins
2019	Offensive Coordinator	Washington Redskins

Kevin O'Connell enters his third season with the Redskins and his first season in the role of offensive coordinator. He was the passing game coordinator and guided the quarterbacks in 2018 after joining the team on January 23, 2017. O'Connell's first position with Washington was in the role of quarterbacks coach in the 2017 season.

In 2018, O'Connell spent his first season as the team's passing game coordinator. He spent time working with five different quarterbacks throughout the season and was a major factor in preparing the four different starting quarterbacks that the team utilized which was a first in franchise history in the Super Bowl Era.

O'Connell's input in the offensive gameplan and play calling was on display in 2018 as the Redskins offense registered 30 10-plus play drives in 2018, which was tied for the ninth best mark in the NFL.

O'Connell played a key role in Alex Smith's first season in the Washington offense. Prior to his season-ending injury, Smith was 205-for-328 with 2,180 passing yards and 10 touchdowns and had the team at a 6-3 mark and a 2-0 mark in the NFC East. He was also instrumental in implementing aspects of the run-pass option into the Redskins 2018 offense. Through Week 11, Smith ranked No. 10 among quarterbacks in rushing yards with 168 yards on 41 attempts. The Redskins were also ranked No. 7 in the NFL in 3rd-and-1 conversions with a 75 percent conversion rate. Smith also ranked No. 4 in the NFL in interception percentage from Week 1 to Week 11 with a mark of 1.5 percent and a total of five interceptions thrown on 328 attempts.

From Week 12 to Week 17 of the 2018 season, O'Connell worked with three different starting quarterbacks. Colt McCoy appeared in three games with two starts and was 34-for-54 with 372 passing yards and three touchdowns. McCoy also rushed for 6.3 yards per attempt in the three games that he appeared in. After McCoy suffered a season-ending injury in Week 13, Mark Sanchez appeared in two games with one start before being relieved by Josh Johnson.

O'Connell played a key role in installing a package of plays to fit Johnson's playing style and comfort within Jay Gruden's offense and was a big factor in Johnson's late season success. Johnson finished the season 52-for-91 with 590 yards and three touchdowns and also rushed for 120 yards on 23 attempts. Johnson started his first career game in Week 15 against the Jacksonville Jaguars and earned his first ever win as a starting quarterback in his 10th professional season. He also posted a single game career high passer rating of 104.9 against the New

York Giants in Week 14 and posted his second best single game passer rating against the Jacksonville Jaguars in Week 15 with a 93.9 mark. The running aspect of the offense was also on display as Johnson became the first Redskins quarterback since Kirk Cousins in 2017 to rush and throw for a touchdown in a single game.

In his first season in Washington in 2017, O'Connell helped quarterback Kirk Cousins complete 347-of-540 passes [64.3 percent] for 4,093 yards with 27 touchdowns and 13 interceptions for a passer rating of 93.9. Under O'Connell's guidance, Cousins recorded the fifth 4,000-yard passing season in team history and became the first player in team history and only the 11th player in NFL history to record a streak of at least three consecutive 4,000-yard passing seasons, joining Drew Brees, Peyton Manning, Matt Ryan, Matthew Stafford, Tom Brady, Philip Rivers, Dan Fouts, Trent Green, Eli Manning and Dan Marino.

O'Connell joined the Redskins after spending the 2016 season overseeing special projects for the San Francisco 49ers. A year earlier in 2015, O'Connell served as quarterbacks coach for the Cleveland Browns. There he worked with Josh McCown, who became the first player in Browns franchise history to throw for 300-or-more yards in three consecutive games, as he eclipsed the mark in each game from Week 3 to Week 5 that season. Under O'Connell, McCown also set a career high and Browns single-game record with 457 passing yards at Baltimore.

Originally a third-round pick (94th overall) by the New England Patriots in the 2008 NFL Draft, O'Connell spent time with the Patriots, Lions, Jets, Dolphins and Chargers during his five-year playing career (2008-12).

A four-year team captain at San Diego State (2004-07), O'Connell appeared in 40 games and finished his collegiate career ranked third in school history in completions (864), fourth in passing yards (7,689) and fifth in passing touchdowns (46). He also finished his career holding school records for career rushing yards by a quarterback (1,312), career rushing touchdowns by a quarterback (19) and single-season rushing touchdowns by a quarterback (11). In 2007, O'Connell became the first player in San Diego State history to lead the team in both passing (3,063) and rushing yards (408) in the same season. He earned his bachelor's degree in political science in 2007.

Born in Knoxville, Tenn., O'Connell attended La Costa Canyon H.S. in Carlsbad, Calif. He and his wife, Leah, have two sons, Kaden and Kolten, and a daughter, Quinn.

STAFF BIOS



MATT CAVANAUGH
SENIOR OFFENSIVE ASSISTANT

36TH NFL SEASON
5TH WITH REDSKINS

1974-77	Quarterback	Pittsburgh
1978-82	Quarterback	New England Patriots
1983-85	Quarterback	San Francisco 49ers
1986-89	Quarterback	Philadelphia Eagles
1990-91	Quarterback	New York Giants
1993	Tight Ends Coach	Pittsburgh
1994-95	Quarterbacks Coach	Phoenix Cardinals
1996	Quarterbacks Coach	San Francisco 49ers
1997-98	Offensive Coordinator	Chicago Bears
1999-2004	Offensive Coordinator	Baltimore Ravens
2005-08	Off. Coordinator/QB Coach	Pittsburgh
2009-12	Quarterbacks Coach	New York Jets
2013-14	Quarterbacks Coach	Chicago Bears
2015-16	Quarterbacks Coach	Washington Redskins
2017-18	Offensive Coordinator	Washington Redskins
2019	Senior Offensive Assistant	Washington Redskins

Matt Cavanaugh enters his fifth season with the Redskins and his first as the team's senior offensive assistant in 2019 after spending the last two seasons as the team's offensive coordinator.

Cavanaugh boasts 26 seasons of previous coaching experience across the professional and collegiate levels. His NFL background also includes 14 combined seasons as a quarterback for the New England Patriots, San Francisco 49ers, Philadelphia Eagles and New York Giants from 1978-91.

Under Cavanaugh's guidance, Redskins quarterback Kirk Cousins posted the first stretch of three consecutive 4,000-yard seasons in team history in 2015-17 and became the first quarterback in NFL history to record at least 4,000 passing yards and four rushing touchdowns in three consecutive seasons.

In 2018, Cavanaugh played a big factor in the implementation and execution of the offensive gameplan. Along with Head Coach Jay Gruden and Passing Game Coordinator Kevin O'Connell, Cavanaugh played a big role in preparing the four different starting quarterbacks that the Redskins used throughout the course of the season. In 2018 the Redskins offense was No. 11 in the NFL in 3rd-and-short conversions and was No. 7 in the league in 3rd-and-1 conversions. The team also ranked in the top 10 in the league in 10-plus play drives despite suffering a myriad of injuries on the offensive line and at the quarterback position.

In his first season as Washington's offensive coordinator in 2017, Cavanaugh helped the offense average nearly 325 yards per game despite enduring a rash of injuries that significantly impacted the offensive line and a number of key playmakers. The Redskins used 32 different players on offense, including eight different running backs (tied with Arizona for the most in the NFL) and 36 unique groups of offensive linemen (including seven different combinations of six-lineman groupings). The game plans and play-calling scripts devised by Cavanaugh and the coaching staff helped the Redskins score points on their opening possession nine times in 2017, the most opening-drive scores by the Redskins in a single season in records dating back to 1999.

In 2016, Cavanaugh's tutelage of Cousins was critical to a record-setting season for both the team as a whole and for the then-fifth-year quarterback. The Redskins set single-season team records in yards per game (403.4), yards per play (6.40), net passing yards (4,758), completions (407), passing first downs (226) and 500-yard games (three). Meanwhile, Cousins finished the year with single-season team records in attempts (606), completions (406) and passing yards (4,917) and matched his team record for 300-yard passing games (seven). Cousins' 4,917 passing yards ranked third in the NFL in 2016 and were the 15th-most in a season in NFL history.

Cavanaugh made an immediate impact in his first season

in Washington in 2015, helping guide Cousins to single-season team records in attempts (543), completions (379), passing yards (4,166) and 300-yard passing games (seven) despite not being named the starter until midway through the preseason. Cavanaugh's coaching helped Cousins post an interception percentage of 2.0, the second-lowest by a Redskins quarterback with at least 400 attempts in a season all-time. After the season, quarterback Colt McCoy called Cavanaugh the team's "MVP" for his work with Cousins in 2015.

Prior to joining the Redskins, Cavanaugh served as quarterbacks coach of the Chicago Bears from 2013-14. In 2013, under Cavanaugh's tutelage, the Bears' quarterbacks rewrote the franchise single-season record books setting team records in passer rating (96.9), passing yards (4,450), passing touchdowns (32) and completion percentage (64.4). It was his second stint in Chicago after having served as the team's offensive coordinator from 1997-98.

Cavanaugh spent four seasons working with quarterbacks for the New York Jets from 2009-12. During those four seasons, the Jets made two AFC Championship game appearances.

Cavanaugh joined the Jets after four seasons as the offensive coordinator and quarterbacks coach at his alma mater, the University of Pittsburgh, from 2005-08. It was his second stint at Pitt after making his coaching debut in 1993 working with the Panthers' tight ends. As offensive coordinator, Cavanaugh helped tutor future NFL running backs LeSean McCoy and LaRod Stephens-Howling.

Cavanaugh served as the Baltimore Ravens' offensive coordinator from 1999-2004, a tenure that included the franchise's 34-7 Super Bowl XXXV victory in 2000. During that season, the Ravens ground game churned out a franchise-record 2,199 yards, fifth most in the NFL.

Prior to his first tenure in Chicago from 1997-98, Cavanaugh served as quarterbacks coach for the San Francisco 49ers in 1996, helping Steve Young lead the NFL in passer rating (97.2) and completion percentage (67.7). He got his first taste of NFL coaching in 1994, working as the quarterbacks coach of the Arizona Cardinals, a position he held for two years.

Cavanaugh won two Super Bowl titles as a backup quarterback with the New York Giants (Super Bowl XXV) and the 49ers (Super Bowl XIX). He was a second-round selection (50th overall) of the Patriots in 1978 NFL Draft, spending five seasons with New England (1978-82) before stints with the 49ers (1983-85), Eagles (1986-89) and Giants (1990-91). He appeared in 112 career contests with 19 starts, completing 305-of-579 passes for 4,332 yards and 28 touchdowns.

As a collegiate quarterback, Cavanaugh guided Pitt to the 1976 National Championship and was named the Sugar Bowl MVP after a 27-3 victory over Georgia. He earned All-America honors as a senior in 1977. Cavanaugh earned his bachelor's degree from Pitt in administration of justice.

A native of Youngstown, Ohio, Cavanaugh attended Chaney H.S. He is married to his wife, Maria, and has three children: Amy, Andrew and Mollie.

STAFF BIOS



BRIAN ANGELICHIO
TIGHT ENDS

8TH NFL SEASON
1ST WITH REDSKINS

1995	Secondary Coach	SUNY-Brockport
1996-97	Linebackers Coach	Ithaca College
1998	Wide Receivers Coach	Ithaca College
1999	Offensive Line Coach	Ithaca College
2000-05	Offensive Coordinator	Ithaca College
2006	Offensive Assistant/Tight Ends	Pittsburgh
2007-10	Tight Ends Coach	Pittsburgh
2011	Tight Ends Coach	Rutgers
2012-13	Tight Ends Coach	Tampa Bay Buccaneers
2014-15	Tight Ends Coach	Cleveland Browns
2016-18	Tight Ends Coach	Green Bay Packers
2019	Tight Ends Coach	Washington Redskins

Entering his 25th year in the coaching profession and his eighth in the NFL, Brian Angelichio enters his first year with the Washington Redskins in 2019 as the team's tight ends coach.

Under Angelichio's guidance in 2018, Packers tight end Jimmy Graham finished the season with 55 receptions for 636 yards, which were both the ninth highest marks among tight ends in the league. Graham and Packers rookie tight end Robert Tonyan were both tied with New York Giants tight end Evan Engram for the eighth longest reception among tight ends in 2018, each hauling in 54-yard receptions. Tonyan's 54-yard reception was the third highest by a rookie tight end in the league last season.

In 2017, Angelichio's tight-end group helped the Packers rank No. 5 in the NFL in rushing yards per carry (4.47 avg.). In two seasons with the Packers, his tight ends have helped the offense rank No. 4 in the league over that span with an average of 4.51 yards per carry.

In his first season with the Packers, Angelichio (an-juhLEEK-o) guided a group that helped the team finish No. 4 in the NFL in points per game (27.0). After missing six games due to an ankle injury, free agent Jared Cook returned in Week 11 and recorded 24 receptions for 324 yards (13.5 avg.) and a TD in the final six regular-season games, with 17 of those catches going for first downs. His receiving yardage total in Weeks 11-17 ranked No. 8 among NFL tight ends, and his four catches of 25-plus yards were tied for No. 3 over that span. In the playoffs, Cook was tied for the team lead with 18 receptions for 229 yards (12.7 avg.) and two TDs. His reception and receiving-yardage totals were the best by a Green Bay TE in a single postseason, topping the previous highs posted by TE Keith Jackson in 1995 (12 catches for 223 yards).

In 2015 with the Browns, Angelichio helped develop veteran Gary Barnidge, who had registered 44 catches for 603 yards (13.7 avg.) and three TDs in his first seven seasons in the league. Under Angelichio's direction in 2015, Barnidge posted career highs in every category, hauling in 79 catches for 1,043 yards (13.2 avg.) and nine TDs. Barnidge tied Ozzie Newsome (1979) for the most TD catches by a TE in Browns history, and his yardage total ranked No. 2 by a TE in team annals behind only Kellen Winslow (1,106 in 2007). Among NFL tight ends, Barnidge ranked third in the league in 2015 in receptions and yards per catch, and fourth in yards and TD catches on his way to becoming just the fifth TE in franchise history to be selected to the Pro Bowl.

Under Angelichio's guidance in 2014, Cleveland's tight end group combined for 54 receptions for 822 yards (15.2 avg.) and three TDs, and helped open up the run game as the Browns finished fourth in the NFL in rushing TDs with 17. Jordan Cameron led all NFL tight ends with an average of 17.7 yards per reception (min. 20 rec.) and recorded the longest play by an NFL tight end since 2009, posting an 81-yard TD catch at Carolina on Dec. 21.

Angelichio began his NFL career with the Tampa Bay Buccaneers, where he spent two seasons (2012-13) coaching tight ends. In 2013, he tutored Tim Wright, who set franchise rookie

records for the most receptions (54), receiving yards (571) and receiving TDs (five) by a tight end. His yardage total was tied for the most by an undrafted rookie tight end in NFL history.

Prior to Tampa Bay, Angelichio coached the tight ends at Rutgers (2011), where he worked with D.C. Jefferson, who was selected by Arizona in the seventh round of the 2013 NFL Draft and appeared in four games for the Cardinals that season.

Angelichio spent five seasons at the University of Pittsburgh, serving as offensive assistant/tight ends coach for one season (2006) and tight ends coach for four seasons (2007-10). He coached future NFL draft choices Dorin Dickerson (Houston Texans, seventh round, 2010), a first team All-American and John Mackey Award finalist, and Nate Byham (49ers, sixth round, 2010), as well as Darrell Strong, who went on to play for the Oakland Raiders. Angelichio also served as the offensive coordinator during the Panthers' 27-10 victory in the 2011 BBVA Compass Bowl against Kentucky.

Angelichio started his coaching career in 1995 as the secondary coach at SUNY-Brockport and then spent 10 seasons at Ithaca College, where he coached linebackers (1996-97), receivers (1998) and the offensive line (1999) before serving as offensive coordinator/offensive line coach (2000-05). While with the Bombers, Angelichio tutored seven All-Americans, helping the team advance to the postseason in seven of his 10 years. While in charge of the offense, he led a unit that set or tied 30 team or individual records over his final five seasons.

Angelichio was a three-year starter at outside linebacker (1992-95) at St. Lawrence University in Canton, N.Y., where he earned a bachelor's degree in physical education. He was also team captain and a four-year starter on the baseball team. He received a master's degree from Ithaca College. Born December 27, 1972, in Iliion, N.Y., Angelichio attended Iliion High School, where he lettered all four years in baseball and three years each in basketball and football. As a quarterback and safety, he was part of a team that went undefeated and ranked third in the state as a senior.



MALCOLM BLACKEN
DIRECTOR OF PLAYER
DEVELOPMENT

22ND NFL SEASON
13TH WITH REDSKINS

Malcolm Blacken enters his seventh season as Director of Player Development in 2019 after being named to the position by the Redskins on March 13, 2013.

Blacken's hiring served to start his third stint with Washington after having previously served as a strength and conditioning coach for the Redskins on two occasions (1996-2000 and 2010). In his last season in Washington in 2010, Blacken was responsible for assisting with all aspects of the Redskins strength and conditioning program.

In his current role, Blacken guides the development and education of Redskins players as it pertains to both their personal and professional lives. His guidance covers topics including but not limited to: financial education; healthy and unhealthy relationships; total wellness and mental health; league policies on substance abuse, performance enhancing drugs and personal conduct; social responsibility; social media; decision making; stress and time management; team history and tradition; and the expectations of being a player in the National Football League.

In addition, Blacken works hand-in-hand with the Washington Redskins Charitable Foundation and was a principal figure in instituting the team's Rookie Community Club, which annually takes the team's rookies and immediately integrates them into the Washington, D.C. area community through a series of service efforts. He also provides assistance with continuing education and offers guidance for players' academic pursuits.

From 2011-12, Blacken served as Director of Speed, Strength

STAFF BIOS

Conditioning for the University of Colorado. He worked directly with the football program on a day-to-day basis while overseeing the speed, strength and conditioning needs of all 16 of Colorado's varsity programs.

In between his first two stops in Washington, Blacken spent nine years as the Detroit Lions' strength and conditioning coach from 2001-09. Blacken was an assistant strength coach for the University of Virginia's football program in 1995 and worked with all other sports in the Cavaliers' athletic department as well. For three years (1992-94), Blacken served as the head strength and conditioning coach for George Mason University, where he oversaw the program for all of the university's varsity sports.

Blacken began his coaching career at the University of South Carolina in 1990-91 as the football program's assistant strength and conditioning coach.

Blacken graduated from Virginia Tech in 1989 with bachelor's degrees in art and physical education. He was a Hokies running back from 1984-88 and was a four-time letter winner. While at Virginia Tech, Blacken was a two-time winner of the Super Iron Hokie Award (1987-88), which is given yearly to the football program's strongest player at each position.

Off the field, Blacken is an accomplished artist whose paintings have been displayed across the country. Recently he participated in the 2016 NFLPA Smocks and Jocks art auction in Houston for Super Bowl LI, with proceeds donated to the retired players fund. More about Blacken's art can be accessed by visiting ArtByMalcolm.com.

Blacken currently resides in Ashburn, Va., with his wife, Marcy. The couple has two children, Maya (20) and Bo (18).



CHAD ENGLEHART
HEAD STRENGTH &
CONDITIONING

10TH NFL SEASON
10TH WITH REDSKINS

2006	Head Strength & Conditioning	Univ. of New Orleans
2007	Head Strength & Conditioning	HS2 Ath. Performance (La.)
2008	Strength & Conditioning Dir.	Xcel Sports Performance (La.)
2009	Head Strength & Conditioning	Florida Tuskers (UFL)
2010-16	Asst. Strength & Conditioning	Washington Redskins
2017-Pres.	Head Strength & Conditioning	Washington Redskins

Chad Englehart is entering his 10th season with the Redskins and his third as the team's head strength and conditioning coach in 2019 after being promoted to the role during the 2017 offseason. He initially joined the team as an assistant strength and conditioning coach on February 26, 2010.

Prior to joining the Redskins, Englehart served as the head strength and conditioning coach with the Florida Tuskers of the United Football League in 2009. During that time, he worked with Redskins Head Coach Jay Gruden, who served as the Tuskers' offensive coordinator that season. The Tuskers finished with a perfect 6-0 regular season record before losing in the UFL's inaugural championship game.

In 2008, Englehart served as director of strength and conditioning at Xcel Sports Performance in Louisiana. Before that, he was head strength and conditioning coach in 2007 at HS2 Athletic Performance in Mandeville, La., and at the University of New Orleans in 2006.

Englehart holds a Master's degree in human movement with a concentration in corrective exercise from A.T. Still University. He also holds a bachelor's degree in kinesiology with a concentration in exercise science from Southeastern Louisiana University. He is a certified strength and conditioning specialist with the National Strength and Condition Association and is a Performance Enhancement Specialist and Corrective Exercise Specialist with the National Academy of Sports Medicine (NASM). Englehart

also holds certifications with USA Weightlifting and USA Track and Field, Functional Movement Screen and TRX Suspension Training certifications as well as a Fitness Nutrition Specialist certification from the NASM and a 3DMAPS (3D Movement Analysis and Performance System) certification from Gray Institute.

Englehart and his wife, Lyndsey, have two daughters, Blair and Elise.



CHAD GRIMM
OUTSIDE LINEBACKERS

11TH NFL SEASON
5TH WITH REDSKINS

2003-06	Linebacker	Virginia Tech
2009-12	Offensive Quality Control	Arizona Cardinals
2013-14	Defensive Quality Control	San Diego Chargers
2015-16	Defensive Quality Control	Washington Redskins
2017-Pres.	Outside Linebackers Coach	Washington Redskins

Chad Grimm enters his fifth season with the Redskins and his third as the team's outside linebackers coach in 2019 after initially joining the team in a defensive quality control role on January 29, 2015.

In 2018, Grimm continued his work with Redskins Pro Bowl linebacker Ryan Kerrigan. Kerrigan finished the season with 13 sacks for 96.5 yards, 11 tackles for loss and three forced fumbles. Kerrigan finished tied for seventh in the league in overall sacks and finished with the second-most sacks in a single season in his career, tying his 13 sack effort in 2017. Kerrigan has posted 12-plus sacks in back-to-back seasons for the first time in his career in the two seasons under Grimm's tutelage. The 96.5 sack yards was the most in Kerrigan's career in a single season and he was one-of-nine players to record 13-plus sacks and three-plus forced fumbles in the league last season.

In his first season as outside linebacker coach in 2017, Grimm oversaw another stellar campaign by Ryan Kerrigan, who posted 13.0 sacks en route to his third Pro Bowl selection and became the first member of the Redskins to post consecutive campaigns with double-digit sack totals since 1985-86, when both Charles Mann and Dexter Manley accomplished the feat. Meanwhile, Grimm's coaching was integral in a resurgent campaign by third-year linebacker Preston Smith, who matched his career high with 8.0 sacks, including a sack in each of the team's first four games.

Grimm spent his first two seasons in Washington in 2014-15 serving in a defensive quality control capacity while also assisting the team's outside linebackers. In 2015, Grimm helped Smith lead all NFL rookies with 8.0 sacks, and a year later, Grimm and Greg Manusky helped Kerrigan and Trent Murphy become the first pair to record at least nine sacks each in a single season for the Redskins since Andre Carter and Brian Drakop in 2009.

Prior to joining the Redskins, Grimm spent two years in the same capacity with the San Diego Chargers. Grimm spent his first four NFL seasons with the Arizona Cardinals after entering the league in 2009 as an offensive quality control coach.

Grimm comes from a football pedigree. He is the son of Russ Grimm, a Pro Football Hall of Famer and three-time Super Bowl champion who stands as one of the most decorated players in Redskins history. Russ – a founding member of the franchise's famed "Hogs" – played 11 seasons in Washington from 1981-91 and served in various assistant roles for the team from 1992-2000. His brother, Cody, played at Virginia Tech, was a seventh-round draft pick by Tampa Bay in 2010 and played safety for the Buccaneers from 2010-12.

Grimm played collegiately as a linebacker and special teamer at Virginia Tech from 2003-06. The Fairfax native played both football and lacrosse at Oakton H.S. in Vienna, Va., helping the school reach the state finals in both sports for the first time in school history.

STAFF BIOS



IKE HILLIARD WIDE RECEIVERS

21ST NFL SEASON
7TH WITH REDSKINS

1994-96	Wide Receiver	Florida
1997-2004	Wide Receiver	New York Giants
2005-08	Wide Receiver	Tampa Bay Buccaneers
2009	Volunteer Coach	Florida Tuskers (UFL)
2010	Wide Receivers Coach	Florida Tuskers (UFL)
2011	Asst. Wide Receivers Coach	Miami Dolphins
2012	Wide Receivers Coach	Washington Redskins
2013	Wide Receivers Coach	Buffalo Bills
2014-Pres.	Wide Receivers Coach	Washington Redskins

Ike Hilliard is entering his seventh season as the Redskins wide receivers coach in 2019 after joining for his second stint with the team on January 20, 2014.

In 2018, Hilliard played a major role in wide receiver Josh Doctson setting single season career highs in receptions (44) and receiving yards (532). He also oversaw a season in which Jamison Crowder set a single season high in yards per reception with a mark of 13.4 and he was instrumental in the development of rookie wide receiver Trey Quinn who had success in the limited action he saw due to injury.

Hilliard oversaw a young wide receiver corps in 2017 that helped quarterback Kirk Cousins become the first player in team history to record a third consecutive 4,000-yard passing season. Jamison Crowder led the Redskins in receptions (66) and receiving yards (789), and at age 24 on the final day of the calendar year, became the youngest player to lead the Redskins in receptions since Gary Clark (24) in 1986, according to records provided by Pro Football Reference. Meanwhile, second-year pro Josh Doctson, who had been limited by injury to only two games in his rookie campaign, led the Redskins with six receiving touchdowns, and fourth-year pro Ryan Grant recorded career highs in receptions (45), receiving yards (573) and receiving touchdowns (four).

Hilliard's group played a major role in the Redskins' record-setting offense in 2016, a unit that set single-season team records in yards per game (403.4), yards per play (6.40), net passing yards (4,758), completions (407), passing first downs (226) and 500-yard games (three). Veteran wideouts Pierre Garçon (1,041) and DeSean Jackson (1,005) both eclipsed the 1,000-yard mark on the season, representing the first time the Redskins featured multiple 1,000-yard receivers since 1999 (Albert Connell and Michael Westbrook). Meanwhile, in his second season, Crowder took another step as one of the league's most underrated slot receivers, leading the Redskins with seven touchdown receptions while contributing 847 receiving yards on 67 receptions.

During the Redskins' NFC East championship season in 2015, Hilliard coached a group that prominently featured two prolific veterans (Garçon and Jackson) and two young players in their first or second NFL seasons (Crowder and Ryan Grant, respectively). Garçon posted 72 receptions, the second-highest total of his career, while Jackson recorded 528 receiving yards and four touchdowns despite being limited by injury to nine games. Hilliard's guidance also helped Crowder to a Redskins-rookie-record 59 receptions in 2015.

In his return to Washington in 2014, Hilliard oversaw the incorporation of Jackson into the team's offense after joining the team as a free agent. Jackson led the Redskins with 1,169 receiving yards on 56 receptions, becoming the fifth member of the Redskins to post 1,000 receiving yards in his first season in Washington (Bobby Mitchell in 1962, Henry Ellard in 1994, Laveranues Coles in 2003 and Santana Moss in 2005). Jackson averaged an NFL-best 20.9 yards per reception and was the first member of the Redskins to finish a season as

the NFL leader in yards per reception since Henry Ellard (19.5 in 1996).

Hilliard served as wide receivers coach for the Buffalo Bills in 2013, helping mold a young group that included rookie second-round pick Robert Woods (40 receptions for 587 yards with three touchdowns) and rookie third-round pick Marquise Goodwin (17 receptions for 283 yards with three touchdowns).

In his first stint with the Redskins in 2012, Hilliard guided the team's receivers to the franchise's first division title since 1999. He incorporated free agents Pierre Garçon and Joshua Morgan into the offense, helping Garçon lead the team in receiving yards (633 in only 10 games) and helping Morgan lead the Redskins in receptions (48). Hilliard also oversaw the resurgence of veteran slot receiver Santana Moss, who caught 41 passes for 573 yards and eight touchdowns, his most since recording nine receiving touchdowns in his first season in Washington in 2005. The group's toughness on the perimeter also helped the offense rush for a league-best 2,709 yards, a franchise record.

In 2011, Hilliard served as the assistant wide receivers coach for the Miami Dolphins. He helped in the development of wide receiver Brandon Marshall, who was selected for his third Pro Bowl and first as a member of the Dolphins. Additionally, Marshall finished third in the AFC in receiving yards with 1,214 and recorded his fifth-consecutive 1,000-plus yard season.

Prior to joining the Dolphins, Hilliard spent two seasons coaching for the Florida Tuskers of the United Football League. Hilliard worked as a volunteer coach with the Tuskers in 2009 and was elevated to the position of Receivers Coach for 2010 under current Redskins Head Coach Jay Gruden.

As a player, Hilliard was a first-round selection in the 1997 NFL Draft (No. 7 overall). He played 12 seasons, eight with the New York Giants (1997-2004) and four with the Tampa Bay Buccaneers (2005-08). In 161 career games (106 starts), Hilliard caught 546 passes for 6,397 yards and 35 touchdowns.

Hilliard played collegiately at the University of Florida from 1994-96, catching 126 passes for 2,214 yards and 26 touchdowns. He earned first-team All-SEC and All-American honors as a junior. In the final game that season, he recorded seven catches for 150 yards and three touchdowns to help lead the Gators to a 52-20 Sugar Bowl win to secure the school's first national championship.

Hilliard is a native of Patterson, La.



RAY HORTON DEFENSIVE BACKS

34TH NFL SEASON
1ST WITH REDSKINS

1980-82	Safety	University of Washington
1983-88	Safety	Cincinnati Bengals
1989-92	Safety	Dallas Cowboys
1994-96	Assistant Defensive Backs	Washington Redskins
1997-01	Defensive Backs Coach	Cincinnati Bengals
2002-03	Secondary Coach	Detroit Lions
2004-10	Secondary Coach	Pittsburgh Steelers
2011-12	Defensive Coordinator	Arizona Cardinals
2013	Defensive Coordinator	Cleveland Browns
2014-15	Defensive Coordinator	Tennessee Titans
2016	Defensive Coordinator	Cleveland Browns
2019	Defensive Backs Coach	Washington Redskins

Ray Horton enters his first season as the Redskins defensive backs coach in 2019 after being named to the position on January 24, 2019.

Horton last served as the Cleveland Browns defensive coordinator in 2016 and has held the role of defensive coordinator with three different teams over the course of six seasons

STAFF BIOS

in the NFL. He has coached for 24 seasons in the NFL along with a 10-year playing career as a defensive back for the Cincinnati Bengals and Dallas Cowboys. As a player he made it to the Super Bowl five times and is a three-time Super Bowl champion.

Horton held the role of defensive coordinator with the Tennessee Titans from 2014-15. In 2015, the Titans finished sixth in the NFL in sacks per pass play, seventh in passing yards allowed and eighth in rush average against. In his first season at the helm of the defense in 2014, the Titans registered at least one sack by 18 different defensive players which was a team record and the most by any team that season.

In 2013, Horton was responsible for one of the best turn-arounds for a defense in franchise history. After finishing 23rd in the league the previous year, the Browns finished the 2013 season ranked ninth in total defense, marking the team's best finish since the 1994 season. The Browns also finished the season eighth in rushing yards per carry, allowing a mark of 3.9 and also registered 40 sacks which was the most in franchise history since the 2001 campaign.

Horton spent the 2011-12 seasons as the defensive coordinator of the Arizona Cardinals. Horton's defense in 2012 finished the season No. 1 in the NFL in passer rating allowed (71.2) and interception percentage (4.4%). The unit also ranked second in the NFL in interceptions and third down efficiency, was third in red zone defense and fourth in take-aways. The defense was fifth in the league in overall passing defense and points allowed per drive. In his first season with Arizona, the defense allowed only 34 touchdowns which was their fewest allowed in a single season in franchise history since 1994.

Before becoming a defensive coordinator, Horton spent seven seasons as the defensive backs coach with the Pittsburgh Steelers. During his seven-year stint in Pittsburgh, Horton aided a Steelers defense that ranked in the top 10 in total defense all seven seasons, including leading the NFL in 2004, 2007 and 2008. Horton was a key factor in the development of safety Troy Polamalu who was selected to six consecutive Pro Bowls, was named first-team All-Pro three times and was the AP Defensive Player of the Year in 2010 during his tenure with the team.

Horton had stints with the Detroit Lions (2002-03) and Cincinnati Bengals (1997-01) and began his coaching career with the Washington Redskins where he served as an assistant defensive backs/defensive assistant for three seasons.

He was a second round (53rd overall) selection by the Cincinnati Bengals in the 1983 NFL Draft and appeared in 147 career games with 99 starts for the Bengals and Cowboys. He finished his career with 19 interceptions, 11 fumble recoveries, five forced fumbles and five defensive touchdowns.

Horton and his wife, Karena have three daughters, Taylor, Camrin and Mikail and one son, Jarren.



KYSHOEN JARRETT DEFENSIVE QUALITY CONTROL

**3RD NFL SEASON
3RD WITH REDSKINS**

2011-14	Defensive Back	Virginia Tech
2015	Defensive Back	Washington Redskins
2018	Defensive Coaching Intern	Washington Redskins
2019	Defensive Quality Control	Washington Redskins

Kyshoen Jarrett enters his third season with the Redskins and his first as a defensive quality control coach.

In 2018, Jarrett was a defensive coaching intern and his primary responsibility was working with the nickel cornerbacks during practice and film sessions.

Jarrett was a sixth round (181st overall) selection by the Redskins in the 2015 NFL Draft. He appeared in 16 games with five starts as a rookie in 2015 and recorded 57 tackles (38 solo), four passes defended and one forced fumble before suffering a spinal cord injury in the season finale against the Dallas Cowboys.

He was a three-year starter at Virginia Tech as a defensive back and finished his career with 249 total tackles (155 solo), five interceptions and seven passes defended.

Jarrett attended high school at East Stroudsburg South in East Stroudsburg, Pa. He was a four-year starter in high school and was a consensus four-star prospect at defensive back.



RANDY JORDAN RUNNING BACKS

**16TH NFL SEASON
6TH WITH REDSKINS**

1989-92	Running Back	North Carolina
1993	Running Back	Los Angeles Raiders
1995-97	Running Back	Jacksonville Jaguars
1998-2002	Running Back	Oakland Raiders
2003	Special Teams Assistant	Oakland Raiders
2004-07	Running Backs Coach	Nebraska
2008-11	Running Backs Coach	Texas A&M
2012-13	Running Backs Coach	North Carolina
2014-Pres.	Running Backs Coach	Washington Redskins

Randy Jordan enters his sixth season as the Redskins running back coach in 2019 after initially being named to the position on January 26, 2014.

A nine-year NFL veteran as a player from 1993-2002, Jordan appeared in 122 career games with the Raiders and Jaguars. He was the recipient of the NFL Unsung Hero Award and the Ed Block Courage Award in 2001 and served as special teams captain for the Raiders' AFC Championship team in 2002.

In 2018, Jordan guided a group that ranked fourth in the NFL in rushing on second down and was a key factor in the offensive finishing seventh in the league in 3rd-and-1 conversion rate. He was also instrumental in running back Adrian Peterson having his best season since 2015. Peterson finished the season ranked fifth in rushing attempts (251), eighth in rushing yards (1,042) and third in fourth quarter rushing yards (332). Peterson also had the longest touchdown run of his career with a 90 yarder against the Philadelphia Eagles on Monday Night Football in Week 13.

STAFF BIOS

In 2017, Jordan oversaw a group that was ravaged by injury, as his coaching acumen was called upon to prepare eight different running backs for game action, tied with Arizona for the most in the NFL. The group was particularly efficient as receivers out of the backfield, accounting for 885 receiving yards, the fourth-most in the NFL (Saints, 1,254; Patriots, 957; Browns, 923) and the most by a group of Redskins running backs since 2000 (1,127).

Jordan also presided over a breakout 2017 campaign for Chris Thompson, who led the Redskins in both rushing and receiving yards prior to suffering a season-ending injury in Week 11. Thompson recorded only the sixth season in franchise history with at least 275 rushing yards and at least 500 receiving yards and was one of six NFL players to accomplish the feat in 2017 (Todd Gurley II, Le'Veon Bell, Alvin Kamara, Christian McCaffrey and Duke Johnson Jr.), though Thompson accomplished the feat in 10 games while the other five backs all appeared in at least 15 contests.

Jordan's hard-nosed approach to the position was evident in the team's running backs in 2016, a year in which the Redskins gained 1,058 of their rushing yards after contact, second-most in the NFL. Jordan oversaw the development of rookie free agent Rob Kelley, who ascended to the starting role mid-year and finished the season as the team's leader in rushing attempts (168), rushing yards (704) and rushing touchdowns (six). Jordan also helped Chris Thompson become the first member of the Redskins to record at least 325 rushing yards and 325 receiving yards in a single season since Roy Helu Jr. in 2011, all while serving as a critical component in pass protection to the team's record-setting aerial attack despite standing 5-foot-8 and 195 pounds.

In 2015, Jordan oversaw a rotating stable of backs that included workhorse Alfred Morris (202 carries for 751 yards with one touchdown), third-round pick Matt Jones (144 carries for 490 yards with three touchdowns) and Thompson (gained 6.2 yards per carry on 35 attempts). The group also contributed heavily in pass protection, helping the Redskins decrease their sack total from 58 in 2014 to 27 in 2015.

In his first season in Washington in 2014, Jordan helped Morris earn his second consecutive Pro Bowl berth, making Morris the first Redskins running back selected to consecutive Pro Bowls since Stephen Davis in 1999-2000. Morris joined Davis as the only backs in team history to record three consecutive 1,000-yard rushing seasons. Jordan's work was also evident in the play of fullback Darrel Young, who matched his career highs in rushing touchdowns (three) and receiving touchdowns (two) en route to a career-high five total touchdowns in 2014.

Before joining the Redskins, Jordan spent two years as the running backs coach at his alma mater, North Carolina. In his first season with UNC in 2012, Jordan's Tar Heels averaged 193.8 rushing yards per game, third-most in the Atlantic Coast Conference and the program's highest average since 1994. That season, he tutored tailback Giovani Bernard – who played for current Redskins Head Coach Jay Gruden in Cincinnati in 2013 – to one of the best seasons in UNC history, helping Bernard average 122.8 rushing yards per game, most in the ACC and 11th in the nation.

Jordan coached running backs at Texas A&M for four seasons from 2008-11. In 2011, the Aggies averaged 199.1 rushing yards per game, fourth-most in the Big 12 Conference, and had two different backs – Cyrus Gray and Christine Michael – finish among the top five in the conference in rushing yards per game.

Jordan left for Aggieland from the University of Nebraska where he served as the running backs coach for the Cornhuskers from 2004-07. Jordan helped shape the I-back position, coaching two 1,000-yard rushers in Cody Ross in 2004 and Marlon Lucky in 2007. He oversaw a committee of backs in 2006 that produced nearly 2,400 rushing yards and 26 rushing touchdowns, as an improved effort on the ground helped NU move from 107th in 2005 to 23rd nationally in rushing offense in 2006.

Jordan began his coaching career with the Oakland Raid-

ers as a special teams assistant midway through the 2003 season. He played nine years in the NFL as a running back, playing in 122 career games from 1993 through 2002. He began his career with the Los Angeles Raiders before joining the expansion Jacksonville Jaguars in 1995 and playing three seasons. Jordan holds the distinction of scoring the very first touchdown for the Jacksonville club, a 71-yard reception against Cincinnati in 1995.

After the 1997 season, Jordan rejoined the Raiders' organization where he played five more seasons. In 1998, Jordan rushed for 159 yards for the Raiders. He had a career-high 213 yards rushing and three touchdowns in helping the Raiders reach the AFC Championship Game in 2000. He also caught 27 passes for 299 yards and a touchdown that same season.

Jordan finished his career with 574 yards rushing and seven touchdowns, while making 58 catches for 596 yards and two touchdowns. Jordan was also a standout special teams player. He finished his career with 801 yards on 38 career kick returns, including a season best of 553 yards on 26 returns for Jacksonville in 1996. He also recorded 64 career tackles on special teams.

Jordan played for the University of North Carolina under coach Mack Brown from 1989-92. He earned three letters for the Tar Heels rushing for 1,134 yards and nine touchdowns in his career, including 618 yards and seven touchdowns in 1991.

Jordan earned his bachelor's degree in speech communication from North Carolina in 1993. He was born in Manson, N.C. Jordan and his wife, Romonda, have a daughter, Raven – a volleyball player at the University at Buffalo – and two sons, Jalen and Justin.



PAUL KELLY
DIRECTOR OF FOOTBALL
OPERATIONS

21ST NFL SEASON
10TH WITH REDSKINS

Paul Kelly enters his 21st NFL season and his 10th as the Redskins Director of Football Operations in 2019. Kelly, who was named to the post on February 16, 2010, works directly with Head Coach Jay Gruden and is responsible for coordinating the team's daily operations, including all travel and accommodations for home and away games, managing all football department budgets, coordinating training camp logistics and managing the year-round football schedule.

Additionally, Kelly serves as the coaching staff's liaison on all matters relating to the athletic training, equipment, video and the public relations departments, serving as the point of communication in administering every Redskins practice and team function, including all mini-camps, OTA days and training camp.

Kelly previously spent five seasons with the Tampa Bay Buccaneers (2004-08) and six seasons with the Oakland Raiders (1998-2003). He spent the 2009 season assisting the broadcast team of ESPN's Monday Night Football.

In his five seasons with the Buccaneers, Kelly worked directly with Head Coach Jon Gruden in organizing football operations for the club and directed many of the day-to-day operations of the team. During Kelly's five seasons as a member of the Buccaneers' staff, the Buccaneers captured NFC South titles in 2005 and 2007.

Kelly spent six seasons (1998-2003) as an assistant on the Oakland Raiders coaching staff, which included three consecutive Division Championships (2000, 2001 & 2002). In 2002, he helped Head Coach Bill Callahan guide Oakland to its first Super Bowl appearance in 19 years as the Raiders represented the AFC in Super Bowl XXXVII.

Kelly graduated with a bachelor's degree in business administration with an emphasis in new ventures and small

STAFF BIOS

business management from California State University Hayward in 1990. Prior to joining the Raiders, he owned and managed his own San Francisco Bay Area-based businesses.

Kelly and his wife, Catherine, have three children. His oldest son, Colin, is a lieutenant in the United States Army. His daughter, Lauren, is a student and women's soccer player at William & Mary. His youngest son, Hunter, is a student at George Mason and a batboy for the Washington Nationals.



KAVAN LATHAM
ASST. STRENGTH & CONDITIONING

7TH NFL SEASON
4TH WITH REDSKINS

2007-10	Defensive Tackle	College of New Jersey
2011-12	Assistant Coach	College of New Jersey
2011	Strength & Conditioning Intern	Rutgers
2012	Strength & Conditioning Intern	St. Joseph's
2012	Strength & Conditioning Intern	Temple
2013	Strength & Conditioning Intern	Washington Redskins
2014	Strength & Conditioning Intern	New York Jets
2015-16	Asst. Strength & Conditioning	New York Jets
2017-Pres.	Asst. Strength & Conditioning	Washington Redskins

Kavan Latham enters his seventh NFL season and fourth season with the Redskins strength and conditioning staff in 2019.

Latham returned to the Redskins as an assistant strength and conditioning coach on January 23, 2017, after previously serving as a strength and conditioning intern for the team in 2013.

Before returning to Washington, Latham spent three seasons with the New York Jets, first serving as a strength and conditioning intern in 2014. He was then hired as an assistant strength and conditioning coach during Todd Bowles' first season in New York, a 10-6 campaign in 2015.

Latham is a Certified Strength & Conditioning Specialist (CSCS) and USA Weightlifting Level 1 Sports Performance Coach (USAW). He also holds Precision Nutrition Level 1 (Pn1) and Fascial Stretch Therapy Level 1 (FST1) certifications.

Prior to entering the NFL, Latham completed strength and conditioning internships at Rutgers (2011), St. Joseph's (2012) and Temple (2012). In addition, he contributed as an assistant coach at his alma mater, The College of New Jersey, during those two years.

In addition to playing four years as a defensive tackle at The College of New Jersey from 2007-10, Latham also competed in the discus, hammer throw and shot put during his college career. He earned his bachelor's degree in health and exercise science.

He married his wife, Sara, in March 2018.



CANNON MATTHEWS
DEFENSIVE QUALITY CONTROL

11TH NFL SEASON
3RD WITH REDSKINS

2008	Personnel Intern	Arizona Rattlers (AFL)
2008-09	Def./ST Coaching Assistant	Buffalo Bills
2010-11	Offensive Coaching Assistant	Buffalo Bills
2012	Running Backs Coach	Kentucky Christian
2013	Defensive Coaching Intern	Cleveland Browns
2014-15	Defensive Quality Control	Tennessee Titans
2016	Asst. Defensive Backs Coach	Cleveland Browns
2017-Pres.	Defensive Quality Control	Washington Redskins

Cannon Matthews enters his 10th NFL season and his second with the Redskins in 2019 after being named as defensive quality control on February 13, 2017.

Matthews joined the Redskins in 2017 with eight years of previous NFL coaching experience. Before coming to Washington, he served as the assistant defensive backs coach for the Cleveland Browns in 2016, helping guide a unit that recorded all 10 of the team's interceptions that season. The stint was his second with the Browns, including a defensive coaching internship during the 2013 season in which Cleveland jumped from 23rd to ninth in the NFL in total defense.

From 2014-15, Matthews held the defensive quality control role for the Tennessee Titans, assisting with the team's linebackers. In his first season with the Titans in 2014, the team recorded at least one sack by 18 different players, a team record and the most in the NFL. A year later, the Titans finished sixth in the NFL in sacks per pass play, seventh in passing yards allowed and eighth in opponent rushing average.

Matthews spent one season as the running backs coach at Kentucky Christian University in 2012, helping the Knights to a 7-4 record and top-25 ranking during the first winning season in school history.

Prior to his time at the collegiate level, Matthews spent four years with the Buffalo Bills. He served as a defensive and special teams coaching assistant from 2008-09 before transitioning to the offensive side of the ball for the 2010-11 seasons. He entered pro football as a personnel intern with the Arena Football League's Arizona Rattlers in 2008.

A native of Bedford Heights, Ohio, Matthews earned a degree in sport management from Ohio University.

STAFF BIOS



BRET MUNSEY
ASST. SPECIAL TEAMS

7TH NFL SEASON
6TH WITH REDSKINS

1991-95	Receiver/Defensive Back	Orlando Predators (AFL)
2000	Defensive Coordinator	Augusta Stallions (af2)
2001	Head Coach	Tenn. Valley Vipers (af2)
2002	Defensive Coordinator	Carolina Cobras (AFL)
2003-05	Personnel Dir./Secondary	Orlando Predators (AFL)
2006-08	Head Coach	Philadelphia Soul (AFL)
2009-10	Director of Personnel	Florida Tuskers (UFL)
2011-12	Director of Personnel	Virginia Destroyers (UFL)
2012	Head Coach	Orlando Predators (AFL)
2013	National Scout	Philadelphia Eagles
2014-16	Asst. ST/Special Projects	Washington Redskins
2017-Pres.	Asst. Special Teams Coach	Washington Redskins

Bret Munsey enters his sixth season with the Redskins in 2019 after initially joining the team during the 2014 offseason.

In 2018, Munsey helped oversee a unit that was ranked first in the NFL in kickoff returns allowed (13). He was a major part in guiding punter Tress Way who had a career season. Way finished the season with a league leading 41 punts inside the 20 yard line and was the only punter in the NFL to not record a touchback (minimum of 20 punts). He also finished the season with a 41.5 net average which was the ninth best mark in the league last season.

In 2017, Munsey and Special Teams Coordinator Ben Kotwica helped the Redskins rank second in the NFL in kickoff return average allowed at 18.7 yards per return, the team's lowest average allowed since 2001 (17.2). The performance guided the Redskins to their eighth Top 5 finish in the NFL (2006-11, 2015, 2017) in kickoff coverage in a 12-year span. The unit accomplished the feat despite being forced by injury-related attrition to use 66 different players on special teams, the franchise's most in a season in participation data records dating back to 1993.

Munsey helped a number of Redskins special teamers turn in notable performances in 2016. With 34 field goals on the year, kicker Dustin Hopkins broke Mark Moseley's team record of 33 field goals set in 1983. Meanwhile, returner Jamison Crowder ended the team's 124-game drought without a punt return for touchdown in Week 5 at Baltimore, returning a punt 85 yards for a touchdown in an eventual six-point win. The Redskins finished the season with an 11.9-yard punt return average, fourth-best in the NFL, marking the Redskins' first finish in the Top 5 in punt return average since leading the league in the category in 1995.

Munsey contributed to the Redskins' special teams success in 2015 during its NFC East championship season. The unit posted a Top 5 ranking in kickoff coverage (20.1 yards allowed per return) and contributed three special teams touchdowns, including a team-record-tying two kickoff returns for touchdowns and a blocked punt recovery for a touchdown.

Prior to joining the Redskins, Munsey served as a national scout for the Philadelphia Eagles during the 2013 season. He spent the 2012 season as the head coach of the Orlando Predators of the Arena Football League. Prior to his stint in Orlando, he served two seasons as the director of player personnel for the Florida Tuskers of the UFL (2009-10), working with current Redskins head coach Jay Gruden. In 2011, the team moved to Virginia Beach, and as Director of Personnel, Munsey helped guide the Virginia Destroyers to the 2011 UFL Championship.

From 2006-08, Munsey served as head coach of the AFL's Philadelphia Soul. Munsey finished with a 35-20 overall record, including a 16-3 record and Arena Bowl title in 2008. In his first season with the Soul, Munsey led the team to their

first postseason appearance in franchise history, finishing with a 9-7 record.

From 2003-05, Munsey served as the secondary coach and director of player personnel for the Predators in his first stint in Orlando, working alongside Gruden, who was the team's head coach at the time. In 2002, Munsey was the head coach of the Tennessee Valley Vipers in the af2 league, where he was named the league's coach of the year. He spent one season with the Carolina Cobras of the AFL in 2001, after beginning his coaching career in 2000 as the defensive coordinator of the Augusta Stallions of af2.

A native of Winter Park, Fla., Munsey was a three-sport star at Winter Park H.S. He played collegiately at Concord University (W.Va.) and played professionally for the Predators from 1991-95.



CHRIS O'HARA
OFFENSIVE QUALITY CONTROL

6TH NFL SEASON
3RD WITH REDSKINS

2009-10	Student Assistant	Temple
2011-12	Student Assistant	Miami (Fla.)
2013	Graduate Assistant	Miami (Fla.)
2014-16	Offensive Coaching Associate	Jacksonville Jaguars
2017-Pres.	Offensive Quality Control	Washington Redskins

Chris O'Hara enters his sixth NFL season and his third with the Redskins in 2019 after formally joining the Redskins in an offensive quality control role on March 15, 2017.

O'Hara joined the Redskins after having spent the previous three seasons as an offensive coaching associate with the Jacksonville Jaguars. In 2015, the Jaguars' offense accounted for 35 touchdown passes, shattering the previous team record of 28 set in 2007.

Before entering the NFL ranks, O'Hara spent three seasons coaching on the defensive side of the ball at the University of Miami from 2011-13, including one season as a graduate assistant and two as a student assistant. In his final season with the Hurricanes, O'Hara and the Miami defense ranked third in the ACC with 27 takeaways and helped propel linebacker Denzel Perryman to first-team all-conference honors.

Prior to working at Miami, O'Hara spent two seasons at Temple University, serving as a student assistant with the school's football team.

A native of Swoyersville, Pa., O'Hara graduated from Miami in December 2012 with a degree in sports administration.

STAFF BIOS



TIM RATTAY
QUARTERBACKS

9TH NFL SEASON
1ST WITH REDSKINS

1996	Quarterback	Scottsdale CC
1997-99	Quarterback	Louisiana Tech
2000-05	Quarterback	San Francisco 49ers
2006	Quarterback	Tampa Bay Buccaneers
2007	Quarterback	Tennessee Titans
		Arizona Cardinals
2009-10	Quarterback	Las Vegas Locomotives
2011-12	Wide Receivers Coach	Las Vegas Locomotives
2013-15	Wide Receivers Coach	Louisiana Tech
2015-18	Quarterbacks Coach	Louisiana Tech
2019-Pres.	Quarterbacks Coach	Washington Redskins

Tim Rattay is entering his ninth NFL season and his first with the Redskins after joining the organization during the 2018 offseason. This will be his first year as a coach at the NFL level.

Rattay had an eight-year career as a quarterback in the NFL and held coaching positions in the United Football League with the Las Vegas Locomotives and most recently with Louisiana Tech, first as a receivers coach from 2013-15 before being promoted to quarterbacks coach from 2015-18.

In Rattay's six seasons at Louisiana Tech, the team went 46-33, won two Conference USA West Division titles and was a perfect 5-0 in bowl games.

In 2016, Rattay was instrumental in Ryan Higgins' record breaking campaign. Higgins finished the season with 329 completions for 4,617 yards, 41 touchdowns and eight interceptions. Higgins finished second in passing yards and passing touchdowns in a single season in school history, trailing only Rattay who still holds the single season records in both categories from the 1998 season.

In 2015, Rattay worked with quarterback Jeff Driskel who finished the 2015 season with 281 completions for 4,033 yards, 27 touchdowns and eight interceptions. Driskel finished with the eighth most completions in a single season, the fourth most passing yards in a single season and the ninth most passing touchdowns in a single season in school history.

During his two-year tenure as the wide receivers coach for the Las Vegas Locomotives, the team went 7-1 with their only loss coming against the Virginia Destroyers in the 2011 UFL Championship game.

Rattay was selected in the seventh round (212th overall) of the 2000 NFL Draft by the San Francisco 49ers and spent six seasons with the team. He finished his NFL career with stops in Tampa Bay in 2006, Tennessee in 2007 and Arizona in 2007. Rattay appeared in 40 games in his career with 18 starts and finished 432-of-714 passing for 4,853 yards with 31 touchdowns and 23 interceptions.

While playing quarterback for Tampa Bay in 2006, Rattay spent time with current Redskins Head Coach Jay Gruden who was an offensive assistant on that staff under his brother, Jon. Rattay was also teammates with current Redskins wide receivers coach Ike Hilliard who played receiver for the Buccaneers from 2005-08.



PHIL RAUSCHER
ASST. OFFENSIVE LINE

5TH NFL SEASON
2ND WITH REDSKINS

2004-05	Offensive Lineman	UCLA
2006-07	Undergraduate Assistant	UCLA
2008-09	Graduate Assistant	UCLA
2010	Offensive Coordinator	Dixie State
2011	Admin. Asst./TE Coach	Utah
2012-13	Recruiting Coord./TE Coach	Hawaii
2014	Offensive Coord./DL Coach	California Lutheran
2015-16	Offensive Assistant	Denver Broncos
2017	Assistant to Head Coach	Denver Broncos
2018-Pres.	Asst. OL Coach	Washington Redskins

Phil Rauscher is entering his fifth NFL season and his second with the Redskins after joining the organization during the 2018 offseason.

In 2018, Rauscher helped Assistant Head Coach/Offensive Line Bill Callahan with overseeing the offensive line. The offensive line play was a major factor in the Redskins finishing the season second in the NFL in average yards per carry in the fourth quarter with a mark of 4.95. The team also finished fifth in the league in fourth quarter rushing yards and average rushing yards in the fourth quarter with 554 yards and a 34.6 average, respectively. The offensive line play also aided running back Adrian Peterson in becoming the first Redskins running back to rush for 1,000-plus yards in a single season since 2014.

Rauscher joined the Redskins having previously spent the three previous seasons with the Denver Broncos, including serving as Assistant to Head Coach Vance Joseph in 2017. He spent the 2015-16 seasons serving as an offensive coaching assistant on the Broncos' staff, helping guide the team to victory in Super Bowl 50 following the 2015 campaign.

Prior to his tenure in Denver, Rauscher spent one season as the offensive coordinator and offensive line coach at California Lutheran University following two seasons as tight ends coach and recruiting coordinator at the University of Hawaii from 2012-13.

Rauscher spent the 2011 season at the University of Utah, where he was an administrative assistant and tight ends coach. Prior to his time at Utah, he served as offensive coordinator at Dixie State University in 2010.

Rauscher began his coaching career at his alma mater, UCLA, in 2006 as an undergraduate assistant and earned three letters as an offensive lineman before injuries cut his career short. After earning his bachelor's degree in history, Rauscher served as a graduate assistant at UCLA from 2008-09, assisting with tight ends.

STAFF BIOS



JAMES ROWE
ASST. DEFENSIVE BACKS

3RD NFL SEASON
3RD WITH REDSKINS

2004-09	Student-Athlete	South Florida
2011	Graduate Assistant	Bethel (Tenn.) Univ.
2012	Graduate Asst./CBs Coach	Jacksonville Univ.
2013	Wide Receivers Coach	Jacksonville Univ.
2014	Defensive Coordinator	Jacksonville Univ.
2015	Defensive Graduate Asst.	Florida
2016	Defensive Coordinator	Valdosta State
2017-Pres.	Asst. Defensive Backs Coach	Washington Redskins

James Rowe enters his third season as the Redskins' assistant defensive backs coach in 2019 after being named to the position on February 9, 2017.

In 2018, Rowe helped oversee a defensive back group that was one of the best in the league in forcing turnovers. The Redskins finished the season with 15 interceptions which was tied for the ninth best mark in the league. Among defensive backs in 2018, cornerbacks Josh Norman and Fabian Moreau and safety DJ Swaininger each had three forced fumbles and were all tied for the second most forced fumbles caused by a defensive back last season.

In his first season in Washington in 2017, Rowe and Defensive Backs Coach Torrian Gray helped the unit produce the team's strongest season against the pass in nearly a decade. The unit ranked third in the NFL in completion percentage allowed (57.6 percent), the team's best ranking since leading the NFL in the category in 2005 (54.4), while finishing ninth in passing yards allowed per game (213.8, the team's lowest since 2009) and 10th in opponent passer rating (81.0, lowest since 2008).

Prior to joining the Redskins, Rowe served as Defensive Coordinator at Valdosta State, helping the Blazers to an 8-3 record in 2016. Among Division II schools, his defense led the nation with 27 interceptions and ranked fifth in the country in opposing passing efficiency, limiting opposing quarterbacks to a 96.2 passer rating. Under Rowe's guidance, Valdosta State safety Kenny Moore earned first-team All-American honors from the American Football Coaches Association.

In 2015, Rowe spent one season as a defensive graduate assistant at the University of Florida. That season, the Florida defense ranked No. 8 in scoring defense, No. 6 in total defense and No. 11 in pass defense, while Rowe assisted in the development of All-American defensive backs Vernon Hargreaves, Marcus Maye, Keanu Neal and Teez Tabor.

From 2012-14, Rowe served in a variety of coaching capacities at Jacksonville University. He began his tenure assisting with the team's defensive backs in 2012, adding the wide receivers to his purview in 2013 and eventually being promoted to defensive coordinator in 2014. He began his collegiate coaching career as a graduate assistant at Bethel (Tenn.) University in 2011, helping the Wildcats finish the year ranked No. 14 in the nation.

Rowe, a native of Cocoa, Fla., was a student-athlete at South Florida, lettering three times as a member of the Bulls' baseball team. After majoring in business administration, he earned his degree from the university in 2009.

He married his wife, Tiffany, in July of 2019.



ROB RYAN
INSIDE LINEBACKERS

20TH NFL SEASON
1ST WITH REDSKINS

1987	Defensive Assistant	Western Kentucky
1988	Outside Linebackers Coach	Ohio State
1989-93	RBs, LBs and DL Coach	Tennessee State
1994-95	Defensive Backs Coach	Arizona Cardinals
1996	Defensive Coordinator	Hutchinson CC
1997-99	Defensive Coordinator	Oklahoma State
2000-03	Linebackers Coach	New England Patriots
2004-08	Defensive Coordinator	Oakland Raiders
2009-10	Defensive Coordinator	Cleveland Browns
2011-12	Defensive Coordinator	Dallas Cowboys
2013-15	Defensive Coordinator	New Orleans Saints
2016	Assistant Head Coach/Defense	Buffalo Bills
2019-Pres.	Inside Linebackers Coach	Washington Redskins

Rob Ryan is entering his 20th NFL season and his first with the Washington Redskins after joining the team as inside linebackers coach on January 30, 2019. He has held defensive coordinator roles with the New Orleans Saints (2013-15), Dallas Cowboys (2011-12), Cleveland Browns (2009-10) and Oakland Raiders (2004-08).

In 2013, Ryan led a defensive unit in New Orleans that ranked No. 4 in the league in points-per-game and No. 2 in the league in passing defense. In the 2013 postseason, the Saints defeated the Philadelphia Eagles in the Wild Card Round of the playoffs and entered the game with the league's No. 2 ranked offense.

During his two-year tenure as the Dallas Cowboys defensive coordinator, Ryan worked with DLB Demarcus Ware who posted 10-plus sack seasons in 2011 and 2012. Ware finished No. 2 in the league in sacks in 2011 with 19.5, the second most in a single season in his 12-year NFL career.

Ryan spent the 2009-10 seasons as the defensive coordinator for the Cleveland Browns. His unit ranked No. 13 in the league in points allowed in 2010. Ryan was also instrumental in the development of rookie cornerback Joe Haden who posted six interceptions and finished tied for the fifth most in the league that season.

Ryan got his first defensive coordinator position in the NFL with the Oakland Raiders and held the role for five seasons from 2004-08. In 2006, his defense finished the season No. 3 in yards-per-game. He worked with CB Nnamdi Asomugha who posted eight interceptions in 2006 and finished tied for third in the league that season. During his tenure with Oakland, he also worked with DE Derrick Burgess who posted 10-plus sack seasons in 2005-06 and led the league in sacks in 2005 with 16.0.

Prior to joining the Raiders, Ryan served as the linebacker's coach with the New England Patriots from 2000-03. Ryan was part of a defense in 2003 that ranked No. 1 in the league in points allowed and No. 7 in total defense. During Ryan's four years in New England, the team captured two Super Bowls, defeating the St. Louis Rams in Super Bowl XXXVI and defeating the Carolina Panthers in Super Bowl XXXVIII.

Ryan got his start in the NFL coaching under his father, Buddy Ryan, as the defensive backs coach with the Arizona Cardinals from 1994-95. He was the position coach for Hall of Famer Aeneas Williams who registered 15 interceptions during the two seasons under Ryan. Williams' nine interceptions in 1994 were tied for first in the NFL that season.

STAFF BIOS



JAKE SANKAL ASST. STRENGTH & CONDITIONING/NUTRITIONIST

4TH NFL SEASON
4TH WITH REDSKINS

Jake Sankal is entering his fourth NFL season with the Redskins in 2019 after joining the team as an assistant strength and conditioning coach and team nutritionist during the 2018 offseason.

Prior to joining the Redskins, Sankal worked as a strength and conditioning coach in the Cleveland Indians organization. His tenure with the organization from 2010-15 included stints with the Mahoning Valley Scrappers (A), Kinston Indians (A), Carolina Mudcats (A) and three seasons with the Akron RubberDucks (AA).

Sankal is a Registered Dietitian and holds certifications with USA Weightlifting and the National Strength and Conditioning Association as a Registered Strength and Conditioning Coach (RSCC) and Certified Strength and Conditioning Specialist (CSCS).

Sankal initially earned his bachelor's degree in history from the College of Wooster, where he played baseball and helped guide the program to the NCAA Division III Tournament in all four seasons of his collegiate career. In addition, he holds a bachelor's degree in dietetics from the University of Northern Colorado and a Master's degree in exercise science from Cleveland State University.

He currently resides in Ashburn, Va., with his wife, Amanda.



JIM TOMSULA DEFENSIVE LINE

12TH NFL SEASON
3RD WITH REDSKINS

1985	Defensive Lineman	Middle Tennessee State
1987-88	Defensive Lineman	Catawba College
1989	Strength & Conditioning/DL	Catawba College
1990	Defensive Line Coach	Woodland Hills [Pa.] H.S.
1992-95	LB/DL/S&C Coord.	Charleston Southern
1997	Defensive Line Coach	Catawba College
1998-99	DL/DLB/ST Coach	Catawba College
2001	Asst. HC/DL/LB/S&C Coord.	Catawba College
2002-03	Asst. HC/DC/DL Coach	Catawba College
2004-05	Asst. HC/DC/LB Coach	Catawba College
2007-14*	Defensive Line Coach	San Francisco 49ers
2015	Head Coach	San Francisco 49ers
2017-Pres.	Defensive Line Coach	Washington Redskins

*Served as Interim Head Coach for final game of 2010 season

**NFL Europe experience included in separate box

Jim Tomsula enters his third season as the Redskins defensive line coach in 2019 after being named to the position on January 23, 2017.

Tomsula joined the Redskins in the 2017 offseason with 32 previous seasons of football experience at the high school, college and professional levels since the fall of 1989. Prior to joining the Redskins, he spent nine years with the San Francisco 49ers, including serving as the 19th head coach in franchise history in 2015 after serving one game as the team's interim head coach in 2010.

In 2018, Tomsula continued his work with defensive linemen Jonathan Allen and Matt Ioannidis as well as playing a huge role in the development of 2018 first-round pick Daron Payne and rookie Tim Settle. The Redskins finished the 2018 season ranked seventh in the league in sacks with 46 total. The combination of Allen, Ioannidis and Payne contributed

20.5 of those 46 total sacks. Ioannidis built on his impressive 2017 campaign with single season career highs in sacks (7.5), tackles (23) and tackles for loss (6) in 2018. Allen finished the season second on the team in sacks with 8.0, trailing only outside linebacker Ryan Kerrigan (13.0). Payne had an impressive rookie season and finished the 2018 campaign tied for fifth among rookies with 5.0 sacks.

In his first season in Washington in 2017, Tomsula inherited and developed a young group that included first-round pick Jonathan Allen and second-year players Matt Ioannidis and Anthony Lanier II in addition to veteran Ziggy Hood and free agent signings Terrell McClain and Stacy McGee. Both Ioannidis and Lanier made developmental leaps in their second seasons under Tomsula's purview, as Lanier led all Redskins defensive linemen with 5.0 sacks, the fifth-most by a Redskins defensive lineman since the team switched to a 3-4 base in 2010, while Ioannidis recorded career highs in games played (14), starts (10), total tackles (27), solo tackles (13), sacks (4.5) and forced fumbles (one).

During an eight-year run as the 49ers' defensive line coach from 2007-14, Tomsula was instrumental in developing one of the league's top-performing defenses in that timeframe. Across those eight seasons, the 49ers ranked fourth in the league in rushing yards allowed per game (98.4) and second in rushing average (3.72). San Francisco's defense also ranked third in the NFL in points per game allowed (19.4) and fourth in yards per game allowed (320.9) during that stretch. In 2011, Tomsula's defensive line and the San Francisco defense set an NFL record by not allowing a rushing touchdown in their first 14 games of the season. The team surrendered just three rushing touchdowns all year, the fewest allowed in the NFL since the league went to a 16-game schedule in 1978.

Under Tomsula's tutelage, defensive tackle Justin Smith was named to five consecutive Pro Bowls (2009-13) and earned All-Pro honors three times from 2011-13. Despite being the fourth overall pick in the 2001 NFL Draft, Smith had never been selected to either team prior to working with Tomsula.

Tomsula joined the 49ers after enjoying one of the most successful stints in NFL Europe history. Prior to being named the head coach of the Rhein Fire — which made him the youngest head coach in NFL Europe history at age 38 in 2006 — Tomsula served as the Berlin Thunder's defensive coordinator for two seasons, winning World Bowl XII in his first season with a defense that ranked first in the NFL against the run.

Tomsula joined the NFL in 1998 as the defensive line coach of the England Monarchs. He then went on to serve in the same capacity for five seasons with the Scottish Claymores, where he established a reputation for producing some of the league's most dominant lines. He also played a leading role in mentoring and teaching young talent in the league's National Player Development program.

Between NFL Europe seasons, Tomsula spent each fall as a member of the coaching staff Division II Catawba College in Salisbury, N.C., where he had been a defensive lineman after transferring from Middle Tennessee State.

Tomsula's coaching career began with great uncertainty, but his desire to coach the game was steadfast. In 1989, Tomsula began his coaching career as an assistant at his alma mater following a career-ending knee injury. The following season, he went on to coach the defensive line at Woodland Hills [Pa.] H.S.. After spending the next two years out of coaching to provide for his family as a medical equipment sales rep with Thera-Kinetics, Tomsula landed a position as an assistant on the Charleston Southern University coaching staff (1992-95). He would once again spend two seasons out of coaching, as he returned to his hometown of Pittsburgh to serve as a sales representative with Cisco Foods. Urged by his family to continue his dream of coaching football, Tomsula returned to the coaching ranks in 1997 as the volunteer assistant defensive line coach at Catawba.

He and his wife, Julie, have two daughters, Britney and Brooke, and a son, Bear.

TOMSULA IN NFL EUROPE:

1998	DL/Special Teams Coach	England Monarchs
1999-2000	DL/DLB/Special Teams Coach	Scottish Claymores
2001-03	DL/Special Teams Coach	Scottish Claymores
2004	Defensive Coordinator/ST Coach	Berlin Thunder
2005	Defensive Coordinator	Berlin Thunder
2006	Head Coach	Rhein Fire

STAFF BIOS

FRONT OFFICE



DOUG WILLIAMS
SR. VP OF PLAYER PERSONNEL

23RD NFL SEASON
10TH WITH REDSKINS

Doug Williams was named as the Redskins' Senior Vice President of Player Personnel on June 13, 2017, after initially returning to the team as a personnel executive in February 2014. In his current role, one of the most celebrated athletes in franchise history now helps lead and guide the efforts of the team's personnel department across the pro and collegiate scouting ranks.

"His résumé is impressive, as you all know, but it's really remarkable when you consider everything he's done that matters in this job. This job is daily communication and leadership of the personnel department. It's daily communication and leadership of our coaches and players," President Bruce Allen said upon Williams' promotion. "Doug being a high school coach, a high school athletic director, obviously an outstanding player, fits the role perfectly for where we want to be as Washington Redskins. His probably most-understated accomplishment, he's one of only a handful of people who is in two Ring of Honors in the NFL. And it's not just about the player, it's about the man."

Williams, a member of the 80 Greatest Redskins and a Redskins Ring of Famer, played with the Redskins from 1986-89 and led Washington to a Super Bowl XXII title, a 42-10 rout of the Denver Broncos. Williams, the first African-American quarterback to play in a Super Bowl, completed 18-of-29 passes for 340 yards with four touchdown passes to earn Super Bowl XXII MVP honors.

Williams is a veteran of 21 NFL seasons, including nine as a player and 12 in scouting/personnel roles. He spent five seasons as Personnel Executive with the Tampa Bay Buccaneers from 2004-08 before being named the team's Director of Pro Personnel for the 2009 season.

Williams joined the Buccaneers' front office in 2004 following a successful tenure as head coach at his alma mater, Grambling State, and one of the most storied playing careers in league and team history. His responsibilities in Tampa included coordinating the scouting and recruiting of all NFL players, while also monitoring NFL transactions and overseeing player tryouts. In addition, he was in charge of Tampa Bay's evaluating efforts of all other professional football leagues, including the Canadian Football League.

Williams, a first-round pick by Tampa Bay in the 1978 NFL Draft (17th overall), led the Buccaneers to the first three playoff appearances in team history. He propelled the team to three winning seasons (10-6 in 1979, 9-7 in 1981 and 5-4 in 1982), the only campaigns in franchise history with a winning record until more than 15 years later, in the 1997 season. Williams, who started 67 career games for the Buccaneers, was a two-time team MVP in 1980 and 1981. He ended his Tampa Bay career in 1982 as the all-time franchise leader in touchdown passes, passing yards, attempts and completions.

In 1986, the Redskins traded for Williams' rights following two seasons with the USFL's Oklahoma Outlaws. In Williams' Super Bowl XXII MVP performance following the 1987 season, he set or tied several Super Bowl passing records, including most TD passes (four), most yards passing (340), longest pass completion (80 yards) and longest TD pass (80 yards).

In six seasons during his first tenure (1988-2003) at Grambling State, Williams brought one of the most storied programs in college football history back to prominence, compiling a 52-18 record as head coach after succeeding the

legendary Eddie Robinson, who was at the helm for 57 years from 1941-97 and re-wrote the record books as the winningest coach in the history of college football with 408 career wins.

Williams led the Tigers to three consecutive Southwestern Athletic Conference titles from 2000-02 as they were named National Black College Champions during the same three-year span. He was also named SWAC Coach of the Year in each of those three seasons. Williams was a two-time finalist for The Sports Network Eddie Robinson (Division I-AA) National Coach of the Year. He rejoined the program for three seasons from 2011-13, including earning the SWAC title in his first season back in 2011.

Williams started his college head coaching career at Morehouse College in 1997. He also has previous NFL experience as a scout for the Jacksonville Jaguars in 1995 and as offensive coordinator for the Scottish Claymores of the World League in 1995 and tutoring running backs for Navy in 1994. Williams also excelled on the high school level as head coach and athletic director at Point Coupee H.S. in New Roads, La., in 1991. In 1993, he was head coach at Northeast H.S. in his hometown of Zachary, La., where he guided the team to a 13-1 record and the state semifinals, including a win over Peyton Manning's Isidore Newman squad in the 1993 state quarterfinals.

As Grambling's quarterback from 1974-77, Williams had a spectacular college career as he passed for more than 8,000 yards and 93 touchdowns, leading the Tigers to three Black College National Championships and two SWAC titles. He posted a 35-5 record as a starter and finished fourth in voting for the 1977 Heisman Trophy.

In 2005, Williams and Shack Harris established The Shack Harris & Doug Williams Foundation with the function of providing grants for after-school initiatives, leadership development, mentoring programs and minority higher education assistance for economically disadvantaged youth. In March of 2009, the foundation put on its first annual Washington Football Legends for Charity in Washington, D.C. In 2010, the foundation established the Black College Football Hall of Fame, which will move to its new home in Canton, Ohio in 2018.

After Super Bowl XLII, the NFL honored the 20th anniversary of Williams' Super Bowl XXII victory as Williams was chosen to present the Lombardi Trophy to the New York Giants following their victory over the New England Patriots.

Williams and his wife, Raunda, have eight children: Ashley, Adrian, Carmelela, Doug, Jr., Jasmine, Laura, Lee and Temesia.



STAFF BIOS

FRONT OFFICE (CONT.)



ERIC SCHAFFER
SR. VP OF FOOTBALL OPERATIONS/GENERAL COUNSEL

17TH NFL SEASON
17TH WITH REDSKINS

Eric Schaffer, now entering his 17th season with the Redskins in 2019, currently serves as the franchise's Senior Vice President of Football Operations and General Counsel.

Schaffer was promoted to his current role as Senior Vice President of Football Operations on June 13, 2017, and now assumes a larger role in the leadership and oversight of the team's personnel department. He remains the club's chief contract negotiator and is responsible for the strategic planning, management and forecasting of the Redskins' salary cap and cash budgets. In addition, Schaffer oversees extensive research and analysis of NFL player contracts and evaluates the roster composition of each club throughout the NFL. He also serves as the Redskins' primary liaison to the NFL Management Council.

In addition to his role as Senior Vice President of Football Operations, Schaffer serves as the Redskins' General Counsel, advising the club on all legal matters and contributing significantly to the team's business operations. His areas of oversight include sponsorships, licensing, vendor and employment agreements (for football and non-football employees), human resources issues, team litigation, as well as workers' compensation, among various others. Schaffer also serves as a board member of the Washington Redskins Charitable Foundation.

Schaffer works closely with President Bruce Allen, Senior Vice President of Player Personnel Doug Williams and Head Coach Jay Gruden along with the team's personnel staff to help shape the Redskins' roster. This offseason, he negotiated the contract for safety Landon Collins and helped secure the three-time Pro Bowler with a six-year deal. In addition, he negotiated the contract extension with standout defensive lineman Matt Ioannidis just prior to the draft, ensuring that the core members of the defensive line will stay together for the foreseeable future.

In 2018, Schaffer negotiated a long-term contract for Alex Smith that secured Smith's trade from the Kansas City Chiefs. At the start of the NFL league year, he quickly signed up-and-coming receiver Paul Richardson Jr.

In 2017, Schaffer negotiated a contract extension for Morgan Moses, one of the game's top young right tackles. Moses' contract was yet another multi-year extension to which Schaffer has signed the team's young talent in recent years, including deals with perennial Pro Bowler Trent Williams, Ryan Kerrigan, Jordan Reed, Tress Way and others. Schaffer also led the charge on key free agency additions in 2017, including the acquisitions of Brown, safety D.J. Swearingin, and defensive lineman Stacy McGee.

Prior to the 2016 season, Schaffer and the Redskins mobilized quickly to recruit and sign All-Pro cornerback Josh Norman. The moves followed a 2015 season in which Schaffer and the Redskins adeptly added veteran leaders with winning pedigrees to a young roster that ultimately secured the NFC East title. He has adroitly navigated the salary cap each year, including helping the club overcome a \$36 million cap penalty in 2012 en route to its first NFC East title since 1999.

In the 2011 offseason abbreviated by the NFL labor dispute, Schaffer helped the team secure several key players in a flurry of activity after a new Collective Bargaining Agreement was agreed upon by the NFL and NFLPA. In 16 years (2003-18) with the Redskins, Schaffer has negotiated the contracts

for every one of Washington's draft picks, including 24 first- and second-round picks.

Schaffer originally joined the Redskins in 2003 as the team's salary cap manager. He was promoted first to Director of Football Administration in 2005 and again to Vice President of Football Administration in 2007. He added the General Counsel role in 2012.

Prior to joining the Redskins, Schaffer spent 11 years with International Management Group (IMG) in various roles. He started as an intern for IMG's founder, the late Mark McCormack, and moved on to their motorsports division where he sold corporate sponsorships and managed young drivers. He eventually became the staff counsel for IMG Football, where he oversaw all legal issues related to 90 NFL clients and negotiated player contracts as an NFLPA registered agent.

Schaffer holds both a bachelor's degree in history from the University of Michigan and a law degree from Case Western Reserve University, where he completed his studies while working full-time for IMG. A native of Cleveland, Ohio, he is a member of the Ohio Bar Association as well as admitted in Virginia as Club Counsel. Schaffer currently resides in Ashburn, Va., with his wife, Jaymie, and three children, Cameron (13), Logan (11), and Bailey (8).



ALEX SANTOS
DIRECTOR OF PRO PERSONNEL

14TH NFL SEASON
14TH WITH REDSKINS

Alex Santos enters his 14th season with Washington in 2019 and his seventh as the Redskins' Director of Pro Personnel after being named to his current role on May 31, 2014. He is responsible for coordinating the advance scouting of Redskins opponents and the evaluation of all professional leagues for potential free agents and trade prospects. He also contributes to the team's draft preparation, making school visits to help evaluate top college talent.

In addition to helping the team acquire top talent in unrestricted free agency, Santos has routinely helped supplement the Redskins' roster by identifying key midseason additions. As the team faced an injury-ravaged 2017 campaign, Santos and his staff added a number of players that became important contributors down the stretch, including running back Kapri Bibbs (caught a 36-yard touchdown pass in his Washington debut in Week 15), versatile offensive lineman Tony Bergstrom (played in nine games with three starts) and kicker Nick Rose (10-of-11 on field goal attempts with the Redskins while filling in for an injured Dustin Hopkins).

In 2015, thanks in part to Santos and his staff, the Redskins received significant contributions from a number of in-season signings during the team's NFC East championship campaign, including cornerback Will Blackmon (tied for team lead in interceptions after signing prior to Week 2), linebacker Mason Foster (started the final five games of the season after signing in Week 4) and running back Pierre Thomas (caught seven passes for 67 yards in division-clinching win after signing with the team only two weeks earlier).

Santos previously spent five seasons from 2009-13 as a pro scout, where in addition to the advance scouting of opponents, he was responsible for assisting with the club's evaluation of personnel in the NFL and Canadian Football League. He originally joined the Redskins in 2006 as a pro personnel assistant.

Santos spent 2005 as a graduate assistant and quality control/offensive line intern coach at Vanderbilt University. Prior to that, he was the assistant head football coach at

STAFF BIOS

FRONT OFFICE (CONT.)

Eastside High School in Paterson, N.J. At Eastside, he also coached the offensive line, directed the strength and conditioning program and was one of the school's special education instructors.

A four-year starter at guard for North Carolina State University, Santos graduated in 2000 with a bachelor's degree in Spanish literature. He also earned a Master's degree from New Jersey City State University. A native of Paterson, N.J., he currently resides in Northern Virginia, with his family..



KYLE SMITH
DIRECTOR OF
COLLEGE PERSONNEL
10TH NFL SEASON
10TH WITH REDSKINS

Kyle Smith is entering his 10th season with the Redskins and his third as the team's Director of College Personnel in 2018.

Smith initially joined the team on a full-time basis as an area scout during the 2011 offseason. After being promoted to Director of College Personnel in June 2017, Smith now oversees the organization's evaluation of collegiate talent, managing scouting efforts at both the area and national levels.

Smith began his professional career as an intern with the Redskins in 2010. He joined the team on a full-time basis in 2011 and spent six seasons as an area scout for the organization. Prior to his promotion to Director of College Personnel, he most recently oversaw the team's scouting efforts in the Southeast region, a region that produced the team's first- and second-round picks in both the 2017 and 2018 NFL Drafts.

Smith was a vital part of the team's 2019 NFL Draft. The Redskins selected 10 players, including two in the first round for the first time since 2005. Among the selections were first-round quarterback Dwayne Haskins, who joined the Redskins following a standout season at Ohio State where he threw for 4,831 yards with 50 touchdowns and only eight interceptions and first-round linebacker Montez Sweat who the team acquired via a trade with the Indianapolis Colts. Sweat registered 30 sacks in two seasons at Mississippi State and was regarded as one of the best edge rushers in the 2019 draft class.

In his first draft as Director of College Personnel, Smith collaborated with his staff and Senior Vice President of Player Personnel Doug Williams in identifying and selecting the eight players that comprised the team's 2018 draft class. Among the selections were first-round defensive lineman Daron Payne, who joined the Redskins following his dominant showing for Alabama in the College Football Playoff, as well as second-round running back Derrius Guice, who exited his collegiate career at LSU ranked second only to Auburn legend Bo Jackson in yards per carry in SEC history.

Smith graduated from Youngstown State, where he was twice named honorable mention all-conference while playing wide receiver and punt returner from 2002-05. He finished his collegiate career ranked 11th in program history in career receptions (101) and receiving yards (1,534), third in punt returns (56) and fourth in punt return yards (377). Smith also owned the school record for consecutive games with a reception (30).

As a senior, Smith was elected a team captain and earned the team's Most Valuable Player Award. Following the season he was invited to play in the 2006 Hula Bowl All-Star Game. Smith signed as a college free agent with the Minnesota Vikings, where he spent part of the 2006 offseason. In January of 2007, he was signed by Tampa Bay, which allocated him to NFL Europe's Berlin Thunder. He later had practice squad

stints in the Arena Football League and Canadian Football League.

Smith was born in Warwick, R.I., and raised in Buffalo, N.Y. He is the son of long-time NFL executive A.J. Smith.



TIM GRIBBLE
ASST. DIRECTOR OF
COLLEGE PERSONNEL
20TH NFL SEASON
18TH WITH REDSKINS

Tim Gribble is entering his 20th season in the NFL and 18th with the Redskins in 2019. He was formally promoted to Assistant Director of College Personnel in June 2017.

In his current role, Gribble assists Director of College Personnel Kyle Smith and the Redskins' personnel staff by providing evaluations of collegiate talent at the national level. In 2018, Gribble played a key role in assisting Smith and Senior Vice President of Player Personnel Doug Williams in identifying and selecting the team's 10 draft picks, including standouts Dwayne Haskins and Montez Sweat in the first round.

Prior to his promotion in 2017, Gribble spent the previous 11 seasons as an area scout for the Redskins, most recently overseeing scouting operations in the Midlands region. Gribble originally joined the Redskins in 2002 and served as a pro personnel assistant, later adding responsibility as the team's Northeast scout in 2003. He also covered the South and Midwest regions at various points during his first 16 years with the organization.

Before coming to Washington, Gribble spent two seasons with the Pittsburgh Steelers as an assistant in the scouting department. Prior to joining the NFL, he was an assistant coach for his alma mater, Duquesne University. He served as the Dukes' special teams coordinator (1996-2000), defensive line coach (1996-98) and running backs coach (1998-2000).

Gribble was a four-year starter (1992-96) at fullback and team captain at Duquesne. He also played baseball for the Dukes and earned dual degrees in psychology and sociology. He is married to his wife, Jennifer.



RICHARD MANN II
ASST. DIRECTOR OF
PRO PERSONNEL
13TH NFL SEASON
10TH WITH REDSKINS

Richard Mann II is entering his 10th season with the Washington Redskins and his third as Assistant Director of Pro Personnel in 2019.

Mann served as a pro scout in his first seven seasons with the Redskins. In addition to weekly advance scouting of Redskins opponents in that time frame, he was responsible for assisting in the evaluation and writing of player reports on potential talent in NFL free agency, the Canadian Football League and the Arena Football League.

Mann spent his first three seasons with the Tampa Bay Buccaneers, where he served as a personnel assistant in 2007 and 2008 and a college personnel assistant in 2009. With the Buccaneers, he was able to work with his father, NFL coach Richard Mann, a veteran assistant coach who retired in the 2018 offseason following 33 years of NFL service.

A return specialist at Salisbury University, Mann earned his bachelor's degree in interpersonal communication with

STAFF BIOS

FRONT OFFICE (CONT.)

a minor in marketing before receiving his Master's degree in sports leadership from Duquesne University in June 2008. Mann was a three-year member of the football team at Salisbury, earning All-Conference honors in 2002, while averaging 31.8 yards per kickoff return.

His first NFL experiences came in the summer of 1994 as equipment assistant with the Cleveland Browns and in 2003 as a pro personnel intern with the Baltimore Ravens. He and his wife, Chenel, have one son, Richard Mann III, and one daughter, Liliana, and reside in Leesburg, Va.



JEFF SCOTT
DIRECTOR OF FOOTBALL
STRATEGY/SCOUT

8TH NFL SEASON
8TH WITH REDSKINS

Jeff Scott enters his eighth season with the Redskins and his second as the team's Director of Football Strategy/Scout in 2019.

Scott originally joined the team in January 2012 as a salary cap intern, assisting with cap analysis and contracts before becoming a scouting intern in May 2012. He served as a player personnel assistant during the 2013 season and as a Pro Scout starting in 2014. In 2018, he was formally promoted to Director of Football Strategy/Scout in 2018.

Scott is responsible for advance scouting of opponents, evaluating players in free agency and writing scouting reports of players entering the NFL Draft. In addition, he assists the Senior Vice President of Football Operations with contract negotiations, strategic planning, Management Council compliance and salary cap management. He also manages research and strategic efforts, providing frequent analysis on special projects for both the Player Personnel department and the coaching staff.

Scott graduated with a bachelor's degree in political science from Davidson College, where he played defensive back from 2004-07. During his sophomore season in 2005, he led the Pioneer Football League in fumbles forced. Scott received his Master's degree in sports management from Georgetown University in 2012.

Scott is originally from Fredericksburg, Va., and currently resides with his wife, Rachel, and daughter, Alivia, in Northern Virginia.



BRIAN ZECHES
PERSONNEL COORDINATOR/
PRO SCOUT

7TH NFL SEASON
6TH WITH REDSKINS

Brian Zeches enters his seventh NFL season and his sixth with the Redskins in 2018 after joining the team during the 2014 offseason.

In his current role, Zeches contributes to both the pro and college scouting departments. As part of his pro scouting duties, he contributes advance scouting reports of opponents, evaluates and presents reports on potential free agents, and coordinates player workouts. On the college side, he serves as the liaison to the annual NFL Scouting Combine and BLESSTO Scouting, handles logistics for all draft meetings, main-

tains the team's prospect database, and coordinates both the team's pre-draft visits and annual local pro days.

Zeches joined the Redskins after working for DVSport, Inc., a company that provides digital video acquisition, analysis and playback software designed specifically for the sports market. He previously served as a scouting assistant for the Kansas City Chiefs in 2012.

Zeches' background also includes having coached running backs at Weber State for two seasons from 2010-11. In addition, he previously worked as a graduate assistant at the University of New Mexico from 2006-07 and at UTEP from 2008-09.

Zeches began his collegiate career at the University of Illinois before transferring to Idaho State, where he played quarterback for three seasons. His father, Jim, spent 16 seasons, including 12 with the Redskins, as an NFL scout.



CHUCK COOK
COLLEGE SCOUT

35TH NFL SEASON
3RD WITH REDSKINS

Chuck Cook is entering his 35th NFL season and his third with the Redskins after joining the organization during the 2017 offseason. He oversees the team's scouting operations in the Midwest region.

Prior to joining the Redskins, Cook previously spent six seasons with the Buffalo Bills from 2011-16. He served in various capacities in his time with the Bills, including two seasons each as Director of College Scouting, as a national scout and as an area scout.

Before his time in Buffalo, Cook spent two seasons with the Miami Dolphins as a regional scout, focusing on the Southwest region in the Dolphins' system from 2008-10. He also spent 11 years as the Director of College Scouting for the Kansas City Chiefs from 1997-2007. In that role, Cook was in charge of coordinating the team's college scouting and preparation for the annual NFL Draft after being promoted to the position in May of 1997. He had previously spent 13 years as a regional scout in the Chiefs' system, focusing primarily on the Southeast.

Cook joined the NFL ranks in 1984, when he was originally hired by the Chiefs after serving as an offensive assistant with the USFL's Arizona Wranglers (1982-83). He began his coaching career at the University of Wyoming from 1980-81.

Cook starred as a wide receiver, running back and defensive back at Southern Mississippi and was inducted into the school's Hall of Fame in 1993. Following his collegiate career, he was a member of training camps with the New York Giants and New York Jets before embarking on his off-field career. He followed the path of his father, Hamp, who served as a scout for the New Orleans Saints for many years.

A native of Andalusia, Ala., Cook earned a Bachelor of Arts degree from Southern Mississippi. He and his wife, Carla, have twin daughters, Carley and Cori, and a son, Colby.

STAFF BIOS

FRONT OFFICE (CONT.)



MATT EVANS
COLLEGE SCOUT

6TH NFL SEASON
6TH WITH REDSKINS

Matt Evans enters his sixth NFL season in 2019 after joining the Redskins during the 2014 offseason. He currently oversees scouting operations in the Southeast region.

Evans originally joined the Redskins in 2014 as a player personnel assistant, during which time he assisted with advance scouting of Redskins' opponents, evaluating players in free agency and writing descriptions of draft prospects. He transitioned into area scouting in 2015 and oversaw scouting operations in the northeast region from 2015-18.

In 2013, Evans participated in rookie minicamps with the New England Patriots and the Philadelphia Eagles after completing a decorated collegiate playing career at the University of New Hampshire from 2008-12.

Evans was a four-year standout at linebacker at New Hampshire, posting a school-record 460 career tackles and becoming only the fifth player in UNH history to have his jersey number (No. 52) retired. The three-time Walter Camp All-American earned the Buck Buchanan Award, given annually to the most outstanding defensive player in the Football Championship Subdivision, in 2011. He earned induction in the UNH Athletics Hall of Fame as part of the Class of 2018.

Evans graduated with a bachelor's degree in business administration in December 2012. He is a native of Hanover, Mass.



PETER PICERELLI
COLLEGE SCOUT

3RD NFL SEASON
3RD WITH REDSKINS

Peter Picerelli enters his third NFL season with the Redskins in 2019 after joining the organization during the 2017 offseason. He was promoted to the role of college scout in the 2019 offseason after serving as a scouting assistant for two seasons. He will oversee the team's scouting operations in the northeast region.

Picerelli joined the Redskins after having previously served as a personnel assistant at Boston College for the early portion of 2017. He had previously served as a quality control analyst at Brown University during the program's 2016 season.

Picerelli played collegiately at Tulane from 2012-15. In 2013, he was named a semifinalist for the Ray Guy Award, presented annually to the nation's top punter. He studied business law during his time at Tulane and also completed an internship with Alliance Sports Management Group.

Picerelli is a native of Warren, R.I.



HARRISON RITCHER
COLLEGE SCOUT

7TH NFL SEASON
3RD WITH REDSKINS

Harrison Ritcher is entering his seventh NFL season and his third with the Redskins after joining the organization as the team's BLESTO scout during the 2017 offseason. Ritcher was promoted to the role of college scout in the 2019 offseason after serving as the team's BLESTO scout in 2017-18. He will oversee the team's scouting operations in the Southwest region.

After beginning his career as a recruiting intern at Florida State in 2010, Ritcher spent his first four NFL seasons with the Cleveland Browns from 2012-15. He spent his first two years interning in the Browns' personnel department before being promoted to Player Personnel Associate prior to the 2014 campaign.

Ritcher, a native of Raleigh, N.C., played collegiately as a fullback at North Carolina State from 2006-09. He is the son of 16-year NFL veteran Jim Ritcher, who played for the Bills and Falcons from 1980-95. Jim was a consensus first-team All-American and Outland Trophy winner as the nation's best college offensive lineman during his tenure at NC State who would later go on to start in all four of the Bills' Super Bowl appearances.



PAUL SKANSI
COLLEGE SCOUT

28TH NFL SEASON
3RD WITH REDSKINS

Paul Skansi is entering his third season with the Redskins after joining the team as a college scout during the 2017 offseason. He oversees the team's scouting operations in the West region.

Skansi joined the Redskins as a veteran of 25 previous NFL seasons, including spending 16 seasons with the San Diego Chargers from 2000-15 scouting the Midwest, West and Southwest regions at various points of his tenure with the organization.

An All-America honorable mention and All-Pac-10 receiver at the University of Washington, Skansi finished his career as the Huskies' all-time leading receiver (138 rec., 1,723 yards). He returned to his alma mater in 2016 as a volunteer advance scout.

Skansi was drafted by Pittsburgh in the fifth round of the 1983 NFL Draft and spent his rookie season with the Steelers. In 1984, he signed with Seattle, and from 1984-91, he caught 166 passes for 1,950 yards and 10 touchdowns for the Seahawks. In 1992, he concluded his playing career with the CFL's Ottawa Rough Riders.

Skansi, who has a degree in sociology, spent the 1994 season as an assistant wide receivers coach at Washington. In 1995, he coached wide receivers at Idaho, and in 1999, he followed head coach Chris Tormey to Nevada.

A native of Gig Harbor, Wash., Skansi and wife, Stephanie, have two daughters, Taylor and Madison. The family resides in Poulsbo, Wash.

STAFF BIOS

FRONT OFFICE (CONT.)



COLE SPENCER
COLLEGE SCOUT

10TH NFL SEASON
10TH WITH REDSKINS

Cole Spencer enters his 10th season with the Redskins and his eighth season as a college scout for the team in 2019. Spencer oversaw scouting operations in the Southeast region from 2011-18 before being promoted to the role of national scout during the 2019 offseason.

Spencer originally joined the Redskins in 2010 and served as a scouting intern where he assisted in advance scouting and evaluation of NFL personnel. He also helped coordinate free agent workouts and college player visits.

Prior to entering the NFL, Spencer worked at Eastern Illinois for a year as Football Operations and Defensive Quality Control Assistant.

Spencer graduated with a degree in economics and a minor in history from Northern Illinois University where he played tight end before an injury cut his playing career short. He played for Olentangy H.S., near Columbus, Ohio, where he grew up.

Spencer learned the game at a young age from his father, Tim, who is currently the running backs coach for the Tampa Bay Buccaneers. His brother, Evan, is a wide receiver who was selected by the Redskins in the sixth round of the 2015 NFL Draft.



ROGER TERRY
COLLEGE SCOUT

5TH NFL SEASON
5TH WITH REDSKINS

Roger Terry enters his fifth season with the Redskins in 2018 after joining the team prior to its 2015 NFC East championship season. He oversees scouting operations in the Midlands region.

Terry joined the Redskins after working as a recruiting assistant at Ohio State University during the 2013-14 seasons. He assisted Head Coach Urban Meyer and the Buckeyes staff with talent evaluation, helping guide the Buckeyes to a Big Ten championship, Sugar Bowl championship and national championship in 2014.

Terry's background also includes a summer scouting internship with the Atlanta Falcons in 2014, a recruiting internship at the University of Kentucky in 2012 and a stint as a defensive graduate assistant at Tennessee State University in 2011.

A Memphis native, Terry graduated in 2010 from the University of Memphis, where he played linebacker for the Tigers after transferring from Arkansas State.



DAVID WHITTINGTON
COLLEGE SCOUT

11TH NFL SEASON
11TH WITH REDSKINS

David Whittington enters his 11th season with the Washington Redskins in 2019. Whittington most recently oversaw scouting operations in the Southwest region before being promoted to the position of national scout during the 2019 offseason.

Whittington previously spent two seasons serving as the team's BLESTO scout, as well as assisting with scouting college players in the Northeast region. He spent 2009 as an intern in the personnel department, where he assisted both the college and pro scouts with advance scouting. He also coordinated free agent and college player visits.

Whittington was a three-year letter winner at Vanderbilt where he played fullback and defensive line and was a member of the 2007 Southeastern Conference Academic Honor Roll. He graduated from Vanderbilt in 2008 with a degree in human and organizational development.

Whittington is originally from Lafayette, La., and currently resides in Houston, Texas, with his wife, Lauren, his son, Halston, and his daughter, Olivia.



RONALD ROSE
BLESTO SCOUT

2ND NFL SEASON
2ND WITH REDSKINS

Ronald Rose enters his second NFL season with the Redskins in 2019 after joining the organization in 2018. He was promoted to the role of BLESTO scout in the 2019 offseason after serving as a scouting assistant for one season. He will be responsible for scouting underclassmen in the Northeast region for BLESTO.


In his role as scouting assistant in 2018, Rose aided the personnel department with a variety of tasks on a day-to-day basis and assisted with various tryouts throughout the season. Prior to joining the Redskins, he was a manager for the Parks and Recreation Department for Prince Georges County and worked in the member services department for the Washington Nationals.

Rose played collegiately at Hampton University from 2011-15 as an offensive tackle. He was a four-year starter for Hampton and appeared in 34 games in his career and was a third team All-MEAC selection following his senior year. He graduated with a bachelor of science in sports management in the spring of 2015.

Rose is a native of Fort Washington, Md.

STAFF BIOS

FRONT OFFICE (CONT.)



CONNOR BARRINGER
FOOTBALL STRATEGY ANALYST

1ST NFL SEASON
1ST WITH REDSKINS

Connor Barringer enters his first NFL season with the Redskins in 2019 in the role of football strategy analyst. He will assist the front office with a variety of tasks and will help with the day-to-day player personnel operations at Redskins Park.

Barringer spent the 2018 season working for Pro Football Focus as a football analyst. His primary responsibilities included breaking down game film and grading players.

Barringer played defensive end at the University of North Carolina from 2016-18. He graduated in the spring of 2018 with a bachelor of science in quantitative biology.

Barringer is a native of Davidson, N.C.



BRENT CAPRIO
SCOUTING ASSISTANT

5TH NFL SEASON
3RD WITH REDSKINS

Brent Caprio enters his fifth NFL season and his third with the Redskins in 2019 after joining the organization during the 2017 offseason.

Caprio spent his first two NFL seasons with the Indianapolis Colts as a scouting assistant from 2015-16. Prior to entering pro football, he also worked in the accounting sector, spending parts of 2014 and 2015 with EY (formerly Ernst & Young).

Caprio played quarterback at William & Mary from 2009-13, starting 12 of the 39 games in which he appeared for the Tribe. He threw for 2,201 career yards and 15 touchdowns. He also earned four consecutive CAA Academic All-Conference Team honors from 2010-13 and was awarded the CAA Commissioner's Academic Award in 2013. He graduated with a bachelor's and Master's degrees in accounting and finance.

Caprio is a native of Somers Point, N.J.



TYLER CLAYTOR
SCOUTING ASSISTANT

1ST NFL SEASON
1ST WITH REDSKINS

Tyler Claytor enters his first NFL season with the Redskins in 2019 in the role of scouting assistant. He will assist the front office with a variety of tasks and will help with the day-to-day player personnel operations at Redskins Park.

Claytor was the linebackers coach at Ava Marie University in 2018 and played defensive line for the Richmond Roughriders of the Arena League prior to that. He also spent the 2016 offseason as a defensive lineman for the Chicago Bears.

Claytor played defensive line for William and Mary University from 2012-16. He appeared in 44 games and finished his career with 106 total tackles, including 24 for loss and 13 sacks. He graduated with a degree in kinesiology and health studies.

Claytor is a native of Atlanta, Ga.

STAFF BIOS

ATHLETIC TRAINING



LARRY HESS
HEAD ATHLETIC TRAINER

18TH NFL SEASON
18TH WITH REDSKINS

Larry Hess is entering his 18th season with the Washington Redskins and his ninth as Head Athletic Trainer in 2019. He previously spent four seasons as the Redskins Director of Rehabilitation (2006-09) after originally joining the club as Physical Therapist/Assistant Athletic Trainer (2002-05).

Hess oversees the team's athletic training and medical needs and works as a liaison to the coaching staff and front office. In his previous role, Hess directed and implemented the team's rehabilitation program, ensuring athletes' healthy return to the playing field and preventing future injury.

Following the 2018 season, Hess and his staff were named the 2018 Ed Block Courage Award NFL Athletic Training Staff of the Year. It was the first time since 1995 that a Redskins training staff has received the honor. The honor is given to one training staff each season for their distinguished service to their club, community and athletic training profession.

In 2018, Hess played a leading role in creating a state-of-the-art recovery center at Inova Sports Performance Center at Redskins Park, visiting other facilities across various sports and continents before implementing his vision for the nearly 2,000-square-foot center in the facility's southwest corner. The innovative center features a cryotherapy chamber, photobiomodulation therapy bed and sensory deprivation float orbs in addition to a dedicated space for sports vision training.

In addition to his responsibilities with the Redskins, Hess also extends his knowledge and first-hand experience to colleagues and peers by delivering presentations and talks on injuries and conditions that he has encountered through his work with the team.

Hess is a certified strength and conditioning specialist. From 2012-13, he served as the Director of Internal Education for the Professional Football Athletic Trainers Society (PFATS). He served as President of PFATS Research and Education Foundation from 2014-17.

Hess originally entered the NFL with the Miami Dolphins in 1998 as a training camp intern. He spent three seasons working with the Dolphins during training camp, mini-camps and on game days. He also served as the head athletic trainer at Dunbar High School in Fort Myers, Fla.

A native of Pittsburgh, Hess earned his bachelor's degree in life science in 1998 and his master's degree in physical therapy in 2001, both from Nova Southeastern University in Ft. Lauderdale, Fla. He has three sons, Matthew, Zachary and Jonathan.



ELLIOTT JERMYN
PHYSICAL THERAPIST/
ASST. ATHLETIC TRAINER

12TH NFL SEASON
12TH WITH REDSKINS

Elliott Jermyn is entering his 12th season with the Redskins as the team's Physical Therapist/Assistant Athletic Trainer in 2019.

Jermyn is a Licensed Physical Therapist, Certified Athletic Trainer and Certified Strength and Conditioning Instructor. He specializes in orthopedic rehabilitation, manual management of chronic pain syndromes, dry needling and post-surgical recovery.

In 2018, Jermyn was part of a staff that was named the 2018 Ed Block Training Staff of the Year. The honor is given to one training staff each season for their distinguished service to their club, community and athletic training profession.

Prior to joining the Redskins, Jermyn spent six years as a physical therapist at an outpatient sports medicine clinic in Bethesda, Md., where he specialized in sports-related injuries and spinal conditions.

He graduated from Penn State in 1996 with a degree in kinesiology. While in college, he worked as an athletic trainer on the Nittany Lions 1994 and 1995 football teams. He also earned a physical therapy degree from George Washington University in 2001.

Jermyn worked with the Australian Olympic Sailing Team in Sydney, Australia in 2001. He is a member of the National Athletic Training Association and the American Physical Therapy Association.

Jermyn resides in Leesburg, Va., with his wife, Holly, daughter, Reagan, and son, Michael.



DOUG QUON
ASST. ATHLETIC TRAINER

9TH NFL SEASON
6TH WITH REDSKINS

Doug Quon is entering his ninth NFL season and his sixth with the Washington Redskins as an Assistant Athletic Trainer in 2018.

Quon assists in the management of care, prevention, recognition/evaluation of injuries, treatment and rehabilitation of all players and team personnel. He also maintains the ImPACT concussion testing database in compliance with the National Football League and coordinates athletic training internships, inventory of supplies and medical information.

In 2018, Quon was part of a staff that was named the 2018 Ed Block Training Staff of the Year. The honor is given to one training staff each season for their distinguished service to their club, community and athletic training profession.

Prior to joining the Redskins, Quon served as an assistant athletic trainer at the University of California, Irvine in 2013-14 after spending the 2012 NFL season as a seasonal assistant athletic trainer with the Jacksonville Jaguars. His previous NFL experience also includes having served as a summer intern for the Kansas City Chiefs in 2006 and serving as a seasonal intern for the Chiefs for the 2007 season.

Quon served as a graduate athletic training intern from 2009-10 at the University of Hawaii, specifically working with the men's football and volleyball teams. In addition, Quon

STAFF BIOS

ATHLETIC TRAINING/EQUIPMENT

worked with Texas Tech's football program and assisted with player care while earning his master's degree from the university in athletic training. He earned his undergraduate in psychology social behavior from UC Irvine in 2006.

Quon, a native of Agoura Hills, Calif., is a Certified Athletic Trainer and a member of the National Athletic Trainers' Association. In addition, he is a member of the Professional Football Athletic Trainers Society.



MARK McCracken
ASST. ATHLETIC TRAINER

5TH NFL SEASON
5TH WITH REDSKINS

Mark McCracken is entering his fifth season with the Washington Redskins and his fourth as an Assistant Athletic Trainer in 2019 after joining the team full-time at the start of the 2016 season.

McCracken joined the Redskins staff after a brief stint as the Head Athletic Trainer for the AFL's Washington Valor, where he directed the team's Sports Medicine Department in advance of their inaugural season. Before joining the Valor, he spent time with the Redskins' training staff on three separate occasions as a Seasonal Training Assistant. He also spent time as a Summer Athletic Trainer with the Arizona Cardinals.

In 2018, McCracken was part of a staff that was named the 2018 Ed Block Training Staff of the Year. The honor is given to one training staff each season for their distinguished service to their club, community and athletic training profession.

McCracken received his Master's degree in kinesiology with an emphasis in sport pedagogy from Louisiana State in 2015 while serving as a graduate assistant for the men's tennis and men's and women's track and field teams. He received his undergraduate degree in athletic training from George Mason University in 2011.

McCracken is a Certified Athletic Trainer, and a member of the National Athletic Trainers' Association and Professional Football Athletic Training Society. He is also a Certified Strength and Conditioning Specialist, and Certified Performance Enhancement Specialist. He is also a licensed Active Release Therapy provider.

McCracken and his wife, Natalie, have one son, Vincent. The family resides in Leesburg, Va.

Michael "Hutch" Call is entering his second season with



MICHAEL 'HUTCH' CALL
ASST. ATHLETIC TRAINER

2ND NFL SEASON
2ND WITH REDSKINS

the Washington Redskins as the team's Director of Player Recovery/Assistant Athletic Trainer.

Call oversees the team's state-of-the-art Recovery Center at Redskins Park. The innovative center features photobio-modulation therapy, sensory deprivation orbs, cryotherapy and a dedicated space for sports vision training. He specializes in sports science to develop physical performance systems and programs to help players in daily recovery and over all athletic development.

Prior to joining the organization, Call spent 18 years as an athletic trainer and strength and conditioning coach at Naval

Special Warfare. While at NSWDG, he coordinated the rehabilitation, strength and conditioning and injury prevention programs for the Navy SEAL Teams. He holds certifications from the National Athletic Trainers' Association Board of Certification as a Certified Athletic Trainer (ATC), Virginia Board of Medicine as an Athletic Trainer and the National Strength and Conditioning Association as a Certified Strength & Conditioning Specialist (CSCS).

Call played linebacker at Carson-Newman University. While in college, he was part of teams that won National Championships in 1988 and 1989. He also earned a Master's Degree/Graduate Assistant at Virginia Tech in Sports Medicine and Strength and Conditioning.

Call resides in Vienna Va., with his wife Susan, sons Cameron and Luke and daughter Brice.

EQUIPMENT



ANDERS BEUTEL
HEAD EQUIPMENT MANAGER

22ND NFL SEASON
19TH WITH REDSKINS

Anders Beutel is entering his 19th season with the Washington Redskins and his sixth as the team's Head Equipment Manager after being named to his current position on February 14, 2014.

His roles in the department include the purchase and maintenance of all team equipment, as well as outfitting players, coaches and other football staff for practices and games. He also provides jerseys and equipment for special community service and media events throughout the year.

Previously, Beutel assisted in the distribution and maintenance of equipment and uniforms, as well as helping the Washington coaching staff on the practice field.

Beutel originally joined the Redskins in 2001 after spending four seasons as an equipment assistant for the Tampa Bay Buccaneers from 1997-2000. He also spent several years in NFL Europe, as an assistant equipment manager for the Frankfurt Galaxy in 1997, and as head equipment manager for the Amsterdam Admirals in 1998 and 1999.

Beutel is originally from River Falls, Wis., and now resides with his wife, Kerry, and daughter, Haylen, in Leesburg, Va.



DREW CURLS
ASST. EQUIPMENT MANAGER

4TH NFL SEASON
4TH WITH REDSKINS

Drew Curls is entering his fourth NFL season and his third with the Redskins after joining the team on a full-time basis during the 2017 offseason. Curls was promoted to assistant equipment manager during the 2019 offseason.

Curls is responsible for handling equipment-related details for practices, pre-game activities as well as overseeing all footwear, uniform maintenance and fitting of helmets.

Curls previously served as a seasonal assistant for the department during the 2016 season prior to joining the Redskins full-time in 2017. His background also includes experience in

STAFF BIOS

EQUIPMENT/VIDEO

professional baseball, including working as a clubhouse assistant for the Philadelphia Phillies during spring training for eight years from 2009-17 as well as serving as Clubhouse Manager for the Class-A Dunedin Blue Jays in early 2017.

Curls earned his degree in sport management from Florida State in 2015. During his time in Tallahassee, he served as a student football equipment manager for the Seminoles for the 2014-15 seasons.

Curls is a native of Clearwater, Fla.



JUSTIN BROOKS
EQUIPMENT ASSISTANT

3RD NFL SEASON
1ST WITH REDSKINS

Justin Brooks is entering his first season as a full-time equipment assistant for the Redskins in 2019 after spending 2018 as a year-long intern for the San Francisco 49ers equipment staff. Brooks also spent the 2017 season as a staff assistant with the Miami Dolphins equipment department.

Brooks is responsible for assisting with equipment and helmet fittings along with football preparation and field setup. He performed a variety of equipment related tasks with the 49ers and Dolphins prior to joining the Redskins staff in the 2019 offseason.

Brooks double majored in finance and sports management at the University of Delaware and graduated in the spring of 2017.

Brooks is a native of Newton, Mass.



CONNOR VINCENT
EQUIPMENT ASSISTANT

3RD NFL SEASON
3RD WITH REDSKINS

Connor Vincent is entering his second season as a full-time equipment assistant for the Redskins in 2019 after spending 2017 as a full-season intern. Vincent also assisted the department on a part-time basis during the team's 2014-16 campaigns.

Vincent is responsible for assisting with equipment and helmet maintenance along with football preparation.

Vincent first joined the Redskins as a seasonal equipment intern in 2014, helping the team at various times while completing his undergraduate studies. In 2017, he served as the team's full season equipment intern, helping in a number of capacities that included but were not limited to laundering, distribution of apparel, practice setup and more.

Vincent earned his bachelor's degree in business administration and management from Christopher Newport University in 2017. He is a native of Ashburn, Va., and attended the city's Briar Woods H.S., roughly seven miles from Redskins headquarters.

VIDEO



MIKE BRACKEN
VIDEO DIRECTOR

21ST NFL SEASON
20TH WITH REDSKINS

Mike Bracken is entering his 20th season with the Washington Redskins and his 18th as the head of the video department in 2019. His responsibilities include overseeing the daily operations, including assisting the coaching and scouting staffs with game tape and player highlights. Bracken conducts the editing of video from all practices and games, produces "cut-ups" of upcoming opponents, and creates highlight tapes for use in meetings throughout the season. He is also in charge of purchasing and maintaining video and digital equipment.

Bracken joined the Redskins after serving as video coordinator for the University of South Carolina men's basketball team for the 1999-2000 season and the University of Southern California men's basketball and football teams in 1998. He originally entered the National Football League as a video intern with the Philadelphia Eagles (1997-98).

Bracken graduated from Lycoming College where he played defensive back and helped his team to two conference titles. A native of Clifton Heights, Pa., Bracken and his wife, Dawn Marie, have three children: daughter, Erin Marie, and sons, Tripp and Aidan. The family resides in Leesburg, Va.



MIKE ADAMS
ASST. VIDEO DIRECTOR

10TH NFL SEASON
10TH WITH REDSKINS

Mike Adams enters his 10th NFL season in 2019 as assistant video director for the Redskins. Adams is responsible for filming and editing all of the Redskins' games and practices in addition to working with the defense to create cutups and reports for upcoming opponents.

Adams started as an intern in the video department during the 2010 season before joining the staff on a full-time basis in 2011. Prior to joining the Redskins, he attended Howard University from 2005-10, where he played football for four years.

As a senior at Howard, he worked as a coaching assistant, handling video for the football team. He graduated with a bachelor's degree in business management and he is currently working towards a masters in sports industry management from Georgetown University.

In 2013, Adams started Driven By Our Ambitions (DBOA), a non-profit organization that merges football, academic and life skills for underprivileged youth. The organization has staged camps in Washington D.C. and Georgia in recent years, including participation from several Redskins players and coaches.

Adams is a native of Marietta, Ga.

STAFF BIOS

VIDEO/PLAYER DEVELOPMENT



JULIAN HINES
VIDEO ASSISTANT

6TH NFL SEASON
5TH WITH REDSKINS

Julian Hines is entering his sixth NFL season and his fifth with the Redskins as a video assistant in 2019.

Hines is responsible for recording practices and providing video to coaches, as well as editing and producing the team's highlight reel.

Hines joined the Redskins during the 2015 offseason. Prior to joining the team, Hines worked as an intern in the Philadelphia Eagles' video department during the 2014 season.

Hines earned his bachelor's degree in physical education with a concentration in coaching from Alabama State University. During his college career, he served as an assistant video coordinator for the football program for three years.

Hines was born and raised in Oxon Hill, Md.



WILL KROM
VIDEO ASSISTANT

5TH NFL SEASON
3RD WITH REDSKINS

Will Krom is entering his first full NFL season with the Redskins in 2019 after joining the team as a video assistant on a full-time basis during the 2019 offseason.

In this role, Krom is responsible for filming and editing all of the Redskins games and practices and assisting the team's coaching staff with miscellaneous video tasks.

Prior to joining the video staff on a full-time basis, Krom worked as a seasonal intern with the Los Angeles Chargers in 2018 and was a seasonal video assistant with the Los Angeles Rams in 2017. Prior to his move to Los Angeles, Krom interned with the Redskins video department in 2015-16.

Krom attended Indiana University of Pennsylvania from 2011-13 and went on to graduate from George Mason University with a bachelor of arts in film and video studies.

Krom was born in San Antonio, Texas and was raised in Fairfax, Va.

PLAYER DEVELOPMENT



EVAN HARRINGTON
ASSISTANT TO PLAYER DEVEL.

1ST NFL SEASON
1ST WITH REDSKINS

Evan Harrington is entering his first NFL season with the Washington Redskins as the assistant to the director of player development in 2019.

Harrington will be responsible for assisting Director of Player Development Malcolm Blacken with a myriad of tasks including helping to guide the development and education of Redskins players as it pertains to both their personal and professional lives and assisting the rookie class with acclimating themselves to life in the National Football League.

Harrington was the run game coordinator at Independence Community College in 2018 which will be featured in the 2019 Netflix show Last Chance U.

Prior to coaching at Independence, Harrington was the head coach of the Winterthur Warriors in the Swiss Football League from 2016-18 and played running back and linebacker for the Frankfurt Galaxy in 2015 and the Basel Gladiators in 2014. Before playing in Europe, he coached the running backs at Clayton Valley High School in California and was a graduate assistant at the University of Colorado in 2012.

Harrington played one season for the Edmonton Eskimos in the Canadian Football League in 2011 after spending training camp with the San Diego Chargers.

Harrington played at Colorado University from 2010-11. He played linebacker his junior year and transitioned to fullback his senior season. He graduated with a degree in sociology.

Harrington was born and raised in Marlboro, Md.

PLAYER BIOS

VETERANS

36

ADONIS ALEXANDER

CB**6-3 // 205****2nd NFL Season // Virginia Tech****DOB: Nov. 7, 1996 // Independence H.S. (Charlotte, N.C.)**

TRANSACTIONS

Originally selected by the Washington Redskins in the sixth round of the 2018 Supplemental Draft.

YEAR-BY-YEAR

2018 (REDSKINS)

Appeared in nine games contributing on defense and special teams, recording two total tackles... Inactive in Weeks 1-6... Made career debut and contributed on special teams in a win vs. DAL [10/21]... Contributed on special teams in a win at NYG [10/28]... Inactive vs. ATL [11/4]... Appeared on special teams in a win at TB [11/11]... Contributed on special teams vs. HOU [11/18]... Inactive at DAL [11/22]... Contributed two solo tackles at PHI [12/3]... Contributed on defense and special teams vs. NYG [12/9]... Contributed on defense and special teams at JAX [12/16]... Contributed on special teams at TEN [12/22]... Contributed on defense and special teams vs. PHI [12/30].

COLLEGE

Played collegiately at Virginia Tech from 2015-17, appearing in 34 career games for the Hokies as a defensive back... Recorded 126 career tackles (91 solo, 4.5 for loss), 17 pass break-ups, 24 passes defended, seven interceptions, one quarterback hurry, and one forced fumble on defense... Scored one career touchdown on a fumble recovery and return... Appeared in nine games with two starts as a junior. Recorded 27 tackles (23 solo, 2.0 for loss) and one interception... Started five of the 13 games he played in as a sophomore compiling 44 tackles (31 solo, 2.0 for loss), two interceptions, a fumble recovery for a touchdown and a quarterback hurry. Earned honorable mention on the *Campus Insiders* All-American Team... As a freshman, posted 55 tackles (37 solo), 10 passes defended and four interceptions. Was a second-team College Football News, College Insider, and Pro Football Focus Freshman All-American pick at safety in 2015 after playing in 12 games with eight starts.

PERSONAL

Attended Independence H.S. in Charlotte, N.C., where he became a first-team all-state selection by The Associated Press... Was named to the *Charlotte Observer's* All-Mecklenburg second-team football as a junior and the third-team as a senior... Finished with 105 tackles and two interceptions as a senior... Was an all-conference safety as both a junior and senior... Rated as the No. 28 player in the state of North Carolina by Rivals... Listed as the No. 65 safety in the country and the No. 27 player in the state of North Carolina by 247Sports... Ranked as the No. 107 safety in the country and the No. 48 player in the state by ESPN Recruiting Nation... Rated as the No. 84 safety in the country by Scout... Majored in real estate... Son of Debra Alexander and Harry Seymour... Born Nov. 7, 1996.

YEAR-BY-YEAR STATS

DEFENSE

Year	Team	G	GS	Tack	Solo	Sack	PD	FF	FR
2018	Was	9	0	2	2	0	0	0	0
Career		9	0	2	2	0	0	0	0

*Tackle stats according to STATS, LLC

93

JONATHAN ALLEN

DL**6-3 // 300****3rd NFL Season // Alabama****DOB: Jan. 16, 1995 // Stone Bridge H.S. (Ashburn, Va.)**

TRANSACTIONS

Originally selected by the Washington Redskins in the first round (17th overall) of the 2017 NFL Draft.

PRO

Enters 2019 having previously appeared in 21 games with 21 starts, accounting for 71 tackles (38 solo) and nine sacks... Started all 16 games in 2018 after being sidelined his rookie season with an injury... Decorated Alabama product who was the second Chuck Bednarik Award winner and third Bronko Nagurski Award winner — each awarded by various organizations to the nation's best defensive player — drafted by the Redskins all-time.

YEAR-BY-YEAR

2018 (REDSKINS)

Started all 16 games, totaling 61 tackles (35 solo), 11 tackles for loss and eight sacks... Started all 16 games after he was sidelined the previous year with a Lisfranc injury... Added an assisted tackle and two quarterback hits in win at ARI [9/9]... Posted four tackles (three solo) and two quarterback hits vs. IND [9/16]... Recorded first career multi-sack game and notched five tackles (three solo), three quarterback hits, two tackles for loss and two sacks for a loss of 14 yards in a win vs. GB [9/23]... Contributed five assisted tackles at NO [10/8]... Notched one solo tackle in a win vs. CAR [10/14]... Finished with two tackles (one solo) and one sack for a loss of eight yards in a win vs. DAL [10/21]... Tallied three tackles (one solo) and one sack for a loss of nine yards in a win at NYG [10/28]... Contributed three solo tackles vs. ATL [11/4]... Added three solo tackles and a quarterback hit in a win at TB [11/11]... Notched four tackles (three solo) and one tackle for loss vs. HOU [11/18]... Tallied 10 tackles (five solo) and a sack at DAL [11/22]... Assisted on two tackles at PHI [12/3]... Notched three tackles (one solo) vs. NYG [12/9]... Recorded two sacks and five tackles (four solo) at JAX [12/16]... Registered four tackles (three solo) and one sack for a loss of eight yards at TEN [12/22]... Tallied six tackles (four solo) vs. PHI [12/30].

2017 (REDSKINS)

Started all five games in which he played, tallying 10 tackles (three solo) and a sack... Made NFL debut vs. PHI [9/10], starting the contest and recording four tackles (three solo)... Added an assisted tackle in a win at LAR [9/17]... Notched the first two half-sacks of his career in a win vs. OAK [9/24]... Contributed three assisted tackles at KC [10/2]... Hit quarterbacks twice in a win vs. SF [10/15]... Placed on Reserve/Injured list in Week 7 with a Lisfranc injury.

COLLEGE

Played collegiately at Alabama from 2013-16, appearing in 57 career games. Recorded 154 career tackles (78 solo), 45.0 tackles for loss, 28.5 sacks, seven pass breakups and three forced fumbles... His 28.5 career sacks rank second in Alabama history, trailing only College and Pro Football Hall of Famer Derrick Thomas... As a senior and team captain in 2016, played in all 15 games, contributing 69 tackles (33 solo), 16.0 tackles for loss, 10.5 sacks and also contributed two touchdowns on fumble returns. Was a unanimous first-team All-American selection and earned the Bronko Nagurski Trophy, Chuck Bednarik Award and Ted Hendricks Award while helping lead the Crimson Tide to a berth in the national championship... Appeared in all 15 games of Alabama's national championship campaign in 2015, compiling 36 tackles (19 solo), 14.5 tackles for loss and 12.0 sacks. Earned first-team All-SEC selections from the

Associated Press and the conference's coaches... Earned first-team All-SEC honors as a sophomore in 2014 after recording 33 tackles (16 solo), 11.5 tackles for loss and 5.5 sacks in 14 games... Appeared in 13 games and contributed 16 tackles (10 solo) and 3.0 tackles for loss as a freshman.

PERSONAL

Attended Stone Bridge H.S. in Ashburn, Va., approximately five miles away from Redskins team headquarters... Posted 119 tackles with nine sacks, six fumble recoveries, eight pass breakups, six blocked kicks and had seven pass breakups as a senior in 2012... Earned 2012 Gatorade Virginia Football Player of the Year and garnered first-team Parade All-American and second-team *USA Today* All-American honors... Selected to the U.S. Army All-American Bowl... Was a consensus five-star recruit from recruiting services... Totaled 102 stops with 15 sacks and seven blocked kicks as a junior... Posted 87 tackles, 20 sacks and eight forced fumbles as a sophomore in 2010... Finished prep career as a two-time first-team all-state performer in Virginia and as a two-time Washington Post All-Metro selection. Earned 2012 Washington Post All-Met Player of the Year honors on defense, while fellow future Redskins cornerback Kendall Fuller earned the honor on offense... Former resident of Leesburg, Va., who attended Redskins training camp in Ashburn as a fan in 2010... Majored in financial planning and consumer affairs... Son of Richard Allen... Born Jan. 16, 1995.

COMMUNITY

In 2017, guided students from Dreams for Kids DC through football drills, packaged weekend bags for Prince George's County Elementary School students at the Capital Area Food Bank, and welcomed 200 elementary school kids into Redskins locker room at FedExField to meet Santa and take home toys for Christmas at Skins Santa Shoppe.

YEAR-BY-YEAR STATS

DEFENSE

Year	Team	G	GS	Tack	Solo	Sack	PD	FF	FR
2017	Was	5	5	10	3	1	0	0	0
2018	Was	16	16	61	35	8	0	0	0
Career		21	21	71	38	9	0	0	0

*Tackle stats according to STATS, LLC

CAREER HIGHS

SINGLE-GAME

Total Tackles:	10, at Dallas (11/22/18)
Solo Tackles:	5, at Dallas (11/22/18)
Sacks:	2, twice, last at Jacksonville (12/16/18)

52



RYAN ANDERSON

LB

6-2 // 255

3rd NFL Season // Alabama

DOB: Aug. 12, 1994 // Daphne (Ala.) H.S.

TRANSACTIONS

Originally selected by the Washington Redskins in the second round (49th overall) of the 2017 NFL Draft.

PRO

Enters 2019 having previously appeared in 27 contests from 2017-18... Compiled 28 tackles [16 solo] with two sacks, six quarterback hits and 2.0 tackles for loss.

YEAR-BY-YEAR

2018 (REDSKINS)

Appeared in 13 games, tallying 14 total tackles [five solo] and two sacks... Recorded his first multi-sack season of his career... Recorded first career sack for a loss of four yards, a tackle for loss and one quarterback hit. Contributed on defense, special teams, offense and played fullback on Adrian Peterson's 100th career rushing touchdown in win at ARI [9/9]... Appeared on defense and special teams vs. IND [9/16]... Assisted on a tackle and contributed on defense, special teams and offense and appeared at fullback on both of Adrian Peterson's touchdowns in a win vs. GB [9/23]... Notched two tackles [one solo] on defense, one assisted tackle on special teams and contributed on offense at NO [10/8]... Contributed on offense, defense and special teams and added one assisted tackle on defense in a win vs. CAR [10/14]... Notched one solo tackle, one assisted tackle on special teams, one sack and two quarterback hits in a win vs. DAL [10/21]... Added one assisted tackle in a win at NYG [10/28]... Contributed one solo tackle vs. ATL [11/4]... Added one special teams tackle in a win at TB [11/11]... Assisted on four tackles vs. HOU [11/18]... Notched one special teams tackle at DAL [11/22]... Added one solo tackle at PHI [12/3]... Inactive weeks 14-15... Assisted on a tackle at TEN [12/22]... Inactive week 17 vs. PHI [12/30].

2017 (REDSKINS)

Appeared in 14 games, compiling 14 tackles [11 solo] as a rookie... Made NFL debut vs. PHI [9/10]... Contributed on defense and special teams in a win at LAR [9/17]... Recorded two solo tackles [one for loss] in a win vs. OAK [9/24]... Played on defense and special teams at KC [10/2]... Contributed on defense and special teams in a win vs. SF [10/15]... Played on defense and special teams at PHI [10/23] and vs. DAL [10/29]... Contributed on all three sides of the ball in a win at SEA [11/5]. In addition to registering an assisted tackle, appeared at fullback on both of the team's rushing touchdowns... Contributed again on all three sides of the ball vs. MIN [11/12], making one tackle... Added a solo tackle at NO [11/19]... Recorded a solo tackle in a Thanksgiving night win vs. NYG [11/23]... Assisted on a tackle at DAL [11/30]... Tallied a career-high five tackles (all solo) at LAC [12/10]... Recorded three solo tackles prior to exiting with a knee injury in a win vs. ARI [12/17]... Inactive vs. DEN [12/24] and at NYG [12/31].

COLLEGE

Played collegiately at Alabama from 2013-16, recording 128 tackles [64 solo], 40.0 tackles for loss, 19.5 sacks, six forced fumbles and one interception [26-yard touchdown return] in 57 career games... As a senior, earned first-team All-SEC honors from the Associated Press after registering 61 total tackles, a team-high 19.0 tackles for loss, 9.0 sacks, four forced fumbles, three fumble recoveries and three pass breakups... Helped the Crimson Tide to a national championship in 2015, notching 37 total tackles, 11.5 tackles for loss, 6.0 sacks, two forced fumbles and two fumble recoveries... Played in all 14

games as a sophomore in 2014, recording 25 tackles, including 8.0 tackles for loss, 3.0 sacks and a fumble recovery... Added 1.5 sacks in 13 games played as a redshirt freshman in 2013... Redshirted in 2012.

PERSONAL

Attended Daphne (Ala.) H.S., where he garnered all-state honors from the Alabama Sports Writers Association after a 105-tackle, 12-sack senior season in 2011... Posted 75 stops and 14.5 sacks as a junior, helping Daphne win the state championship... Was a member of the Alabama Sports Writers Association's Super 12... Rated as a four-star recruit by ESPN.com, Scout.com and Rivals.com. Listed by Rivals as the sixth-best outside linebacker in his recruiting class... In 2017, guided students from Dreams for Kids DC through football drills and visited Finance Park for an in-person financial literacy simulation with eighth grade students from Thomas Pullen Performing Arts Academy... Second cousin of NFL defensive lineman Wallace Gilberry... Son of Kim Johnson... Born Aug. 12, 1994.

YEAR-BY-YEAR STATS

DEFENSE

Year	Team	G	GS	Tack	Solo	Sack	INT	PD
2017	Was	14	0	14	11	0	0	0
2018	Was	13	0	14	5	2	0	0
Career		27	0	28	16	2	0	0

*Tackle stats according to STATS, LLC

CAREER HIGHS

SINGLE-GAME

Total Tackles:	5, at LA Chargers (12/10/17)
Solo Tackles:	5, at LA Chargers (12/10/17)
Sacks:	1, twice, last vs. Dallas (10/21/18)

47

ANDREW ANKRAH

LB**6-4 // 252****1st NFL Season // James Madison****DOB: Dec. 31, 1996 // Quince Orchard H.S. [Gaithersburg, Md.]**

TRANSACTIONS

Originally entered the NFL with the Washington Redskins as a free agent from the AAF on April 8, 2019.

YEAR-BY-YEAR

2019 [AAF]

Played professionally for the Orlando Apollos of the Alliance of American football in 2019... Played in six games and recorded 15 tackles (14 solo), 3.0 sacks and one forced fumble.

COLLEGE

Played collegiately at James Madison, appearing in 53 contests from 2014-17... Team Captain... Awarded First Team All-CAA Defensive Lineman three straight years from 2015-17... Compiled 177 career tackles (97 solo), 36.0 tackles for loss, 26.0 sacks, eight forced fumbles and three fumble recoveries, a defensive touchdown and four pass deflections... Named 2017 CAA Defensive Player of the Year and FCS ADA Defensive Player of the Year... Had 59 total tackles (32 solo) to go with 15.5 tackles for loss, 8.5 sacks, two forced fumbles and recoveries, a defensive touchdown, one pass breakup and four quarterback hurries as a redshirt senior... Earned a career-high eight tackles in 2017 against New Hampshire his final season... Ranked second in the CAA in tackles for loss and tied for fourth in sacks. Had a full sack in seven outings... Became JMU's second ever FCS ADA All-American in 2017... Started in all 15 games as a redshirt junior... Notched 44 tackles (22 solo) with 6.0 tackles for loss, 3.5 sacks, one forced fumble, three pass breakups and two quarterback hurries. Tallied three or more tackles in eight games... Added three career highs in 2015 with 3.5 sacks and 3.5 tackles for loss with two forced fumbles against SMU... Started in all 12 games as a redshirt sophomore. Had 56 total tackles (33 solo) to go with 11.0 tackles for loss, 10.5 sacks, one fumble recovery, five forced fumbles and one quarterback hurry... Ranked third nationally in forced fumbles per game (0.42) and eighth in sacks per game (0.88)... Recorded a tackle in all 12 games of 2015... Played in 11 games as a redshirt freshman, totaling 18 tackles (10 solo).

PERSONAL

Attended Quince Orchard H.S. in Gaithersburg, Md., where he was First Team All-Montgomery County... Named the team's outstanding defensive lineman after recording 17 quarterback hurries and six sacks... Selected in the Maryland Crab Bowl... Honor Roll... Son of Kofi Ankrah and Nana Bonsu... Majored in sport and recreation management... Last name pronounced "ank-RUH"... Born Dec. 31, 1996.

30

TROY APKE

S**6-1 // 205**
2nd NFL Season // Penn State**DOB: April 11, 1995 // Mt. Lebanon H.S. (Pittsburgh, Pa.)**

TRANSACTIONS

Originally selected by the Washington Redskins in the fourth round (109th overall) of the 2018 NFL Draft.

YEAR-BY-YEAR

2018 (REDSKINS)

Appeared in two games during his rookie season... Made NFL debut and contributed on special teams with one solo tackle in a win at ARI [9/9]... Inactive in Weeks 2-7... Contributed on special teams in a win at NYG [10/28]... Placed on Reserve/Injured list with a leg injury on Oct. 29.

COLLEGE

Played collegiately at Penn State from 2014-17, appearing in 44 career games and recording 111 tackles (63 solo), six pass breakups, 3.0 tackles for loss, two interceptions and a forced fumble... Appeared in 14 games with 13 starts as a senior, collecting 55 tackles (36 solo), five pass breakups and an interception en route to honorable mention All-Big Ten honors... Appeared in 14 games as a junior, recording 28 tackles (11 solo) and an interception... As a sophomore in 2015, played in 13 games and was a key contributor on special teams in addition to posting 26 tackles (14 solo) and a pass breakup on defense... Played in six games as a freshman, participating on all special teams units.

PERSONAL

Attended Mt. Lebanon H.S. in Pittsburgh, where he was a three-year letterman and earned first-team Class AAAA all-state and All-Southeastern Conference honors as a wide receiver before transitioning to safety at the start of his college career... Recorded 40 catches for 728 yards and seven receiving touchdowns as a senior... Garnered second-team Class AAAA all-state, first-team all-conference and Pittsburgh Post-Gazette South Fab 22 honors as a junior after setting school records for receiving yards (1,048) and receiving touchdowns (13) in a season on just 45 catches... Was a standout for the track and field team and lettered once in basketball... Won the WPIAL 100-meter title as a senior [10.81] and finished fifth at the 2014 PIAA Class AAAA Track and Field Championships... Helped the 4x100 relay team advance to the state championships as a junior and senior. Named MVP of the NFLPA Collegiate Bowl after posting seven tackles, forcing a fumble and grabbing an interception... Ran the fourth-fastest 40-yard dash at the 2018 NFL Scouting Combine, only two-hundredths of a second off of times run by Parry Nickerson, Denzel Ward and Donte Jackson... Majored in criminology... Son of Steven and Susan Apke. His father and mother both attended the University of Pittsburgh and competed in football and track and field, respectively... Last name pronounced "app-KEY"... Born April 11, 1995.

YEAR-BY-YEAR STATS

DEFENSE

Year	Team	G	GS	Tack	Solo	Sack	INT	PD
2018	Was	2	0	0	0	0	0	0
Career		2	0	0	0	0	0	0

*Tackle stats according to STATS, LLC

66

TONY BERGSTROM

OL**6-5 // 310**
8th NFL Season // Utah**DOB: Aug. 6, 1986 // Skyline H.S. (Salt Lake City, Utah)**

TRANSACTIONS

Originally selected by the Oakland Raiders in the third round (95th overall) of the 2012 NFL Draft... Signed with the Houston Texans as an unrestricted free agent on March 10, 2016... Released by the Texans on April 13, 2017... Signed with the Arizona Cardinals on May 3, 2017... Traded to the Baltimore Ravens on September 1, 2017... Released by the Ravens on October 19, 2017... Signed with the Ravens on October 21, 2017... Released by the Ravens on October 23, 2017... Signed with the Washington Redskins on October 25, 2017 ... Re-signed with the Redskins on April 16, 2018.

PRO

Enters 2019 having previously appeared in 66 career games with 15 starts with Oakland, Houston, Baltimore and Washington from 2012-18... Joined the Redskins in Week 8 of the 2017 season.

YEAR-BY-YEAR

2018 (REDSKINS)

Appeared in 13 games with eight starts (three at center and five at guard)... Played on special teams in a win at ARI [9/9]... Contributed on offense and special teams vs. IND [9/16]... Started at center in a win vs. GB [9/23]... Started at center at NO [10/8]... Started at center in a win vs. CAR [10/14]... Contributed on special teams in a win vs. DAL [10/21]... Contributed on special teams in a win at NYG [10/28]... Contributed on offense and special teams vs. ATL [11/4]... Started at right guard in a win at TB [11/11]... Started at right guard and recovered a fumble vs. HOU [11/18]... Started at right guard at DAL [11/22]... Started at right guard at PHI [12/3]... Inactive Weeks 14-16... Started at right guard vs. PHI [12/30].

2017 (CARDINALS/RAVENS/REDSKINS)

Appeared in a total of 13 combined games with three starts for the Ravens and Redskins... Spent the offseason with the Cardinals but was traded to the Ravens during final cuts... Appeared in four games with the Ravens and was inactive in three other contests... Joined the Redskins in Week 8 and appeared in nine games with three starts for Washington... Made Redskins debut on offense and special teams vs. DAL [10/29]... Played on offense and special teams in a win at SEA [11/5]... Inactive vs. MIN [11/12]... Played on offense and special teams at NO [11/19]... Started at center in a Thanksgiving night win vs. NYG [11/2]... Started at center at DAL [11/30] and at LAC [12/10]... Played on special teams in wins vs. ARI [12/17] and vs. DEN [12/24]... Contributed on special teams at NYG [12/31].

2016 (TEXANS)

Appeared in 15 regular season games, helping the Texans earn a postseason berth and win the AFC South... Played in both of the team's playoff contests.

2015 (RAIDERS)

Recorded career highs in games played (16) and starts (three), helping quarterback Derek Carr earn Pro Bowl honors... Made first appearance on offense, recording 16 snaps at center, while also playing on special teams, at PIT (11/8)... Earned his second-career start and the first of his career at center vs. MIN (11/15)... Started at center as part of an offensive line that allowed Carr to throw for 330 yards and three touchdowns in a 24-21 win vs. TEN (11/29).

2014 (RAIDERS)

Spent the season on the team's active roster but was inactive for all 16 games.

2013 (RAIDERS)

Spent the season on Oakland's Reserve/Injured list after suffering a foot injury in training camp.

2012 (RAIDERS)

Appeared in nine games as a rookie, playing primarily on special teams... Made his NFL debut on special teams at ATL (10/14)... Earned the first start of his career at right guard at SD (12/30).

COLLEGE

Played collegiately at Utah, appearing in 48 games with 39 starts at right tackle in his four-year career... Started all 12 games and earned first-team All-Pac-12 honors as a senior in 2011... Named second-team All-Mountain West Conference by the league's coaches and media after starting 13 games at right tackle as a junior. Part of an offensive line that ranked 13th nationally in sacks allowed (12)... As a sophomore in 2009, started all 13 games at right tackle and was credited with 41 knockdown blocks... Saw action in 10 games and registered one start as a freshman in 2008 after returning from his LDS mission in Sacramento, Calif.

PERSONAL

Attended Skyline H.S. in Salt Lake City, Utah, where he earned All-State honors as a senior in 2004... Named Region III Player of the Year and the team's most valuable player following his senior season... Led his team to the state finals as a sophomore and as a junior... Was a team captain and a three-year starter... Also lettered three years in basketball and two years in track... Majored in chemical engineering... Son of Steven and Lori Bergstrom... Born Aug. 6, 1986.

YEAR-BY-YEAR STATS

GAMES/STARTS

Year	Team	G	GS
2012	Oak	9	1
2015	Oak	16	3
2016	Hou	15	0
2017	Bal/Was	13	3
2018	Was	13	8
Career		66	15

POSTSEASON

Year	Team	G	GS
2016	Hou	2	0
Career		2	0

53

JON BOSTIC

LB**6-1 // 245**
7th NFL Season // Florida**DOB: May 5, 1991 // Palm Beach Central H.S. (Wellington, Fla.)**

TRANSACTIONS

Originally selected by the Chicago Bears in the second round (50th overall) of the 2013 NFL Draft... Traded to the New England Patriots on September 29, 2015... Traded to the Detroit Lions on May 9, 2016... Signed with the Indianapolis Colts as an unrestricted free agent on April 20, 2017... Signed with the Pittsburgh Steelers as an unrestricted free agent on March 18, 2018... Released by the Steelers on April 27, 2019... Signed with the Washington Redskins on May 22, 2019.

PRO

Enters 2019 having appeared in 70 career games (46 starts)... Compiled 310 total tackles (204 solo), 20 tackles for loss, 10 passes defended, 5.5 sacks, two fumble recoveries and one interception in his first five seasons from 2013-18.

YEAR-BY-YEAR

2018 (STEELERS)

Played in 16 games (14 starts), racking up 73 total tackles (46 solo), five tackles for loss, three passes defended and 2.5 sacks... Earned nine total tackles (four solo) and a sack in a Week 1 contest at CLE (9/9)... Tallied six total tackles (four solo) vs KC (9/16)... Notched six tackles, two passes defended and a sack in a win at TB (9/24)... Earned nine total tackles (six solo) vs. BAL (9/30)... Had five total tackles (three solo) and half a sack in a win vs. ATL (10/7)... Added two tackles (one solo) and a pass defended in a win at CIN (10/14)... Compiled four tackles (one solo) and a quarterback hit in win vs. CLE (10/28)... Recorded five total tackles (four solo) in a victory at BAL (11/4)... Notched a season-high 10 total tackles (six solo) in a victory vs. CAR (11/8)... Recorded six total tackles (two solo) in a win at JAX (11/18)... Made four tackles (three solo) at DEN (11/25)... Contributed on defense vs. LAC (12/2) and at OAK (12/9)... Earned two tackles in a victory vs. NE (12/16)... Totaled five tackles (four solo) at NO (12/23)... Contributed on defense in win vs. CIN (12/30).

2017 (COLTS)

Played and started in all 14 games in which he was active, before being placed on the Reserve/Injured list with a right knee injury... Recorded a career-high 97 total tackles (57 solo), six tackles for loss, three passes defended and a sack... Tallied seven total tackles (five solo) at LAR (9/10)... Earned 10 total tackles (eight solo), one tackle for loss and a pass breakup in a win vs. CLE (9/24)... Had a season-high 12 total tackles (five solo) at SEA (10/1)... Earned seven total tackles (three solo) in a win vs. SF (10/8)... Had eight total tackles (four solo), a career high three tackles for loss, one sack and one fumble recovery at CIN (10/29)... Recorded six total tackles (five solo) and two passes defended in a victory at HOU (11/5)... Earned nine total tackles (four solo), one of which was for a loss, vs. PIT (11/12)... Had 10 total tackles (five solo) vs. TEN (11/26)... Had six total tackles (four solo) at JAX (12/3).

2016 (LIONS)

Spent the season on the Reserve/Injured list with a foot injury.

2015 (PATRIOTS)

Appeared in 11 games with one start... Earned one tackle and one quarterback hit in a Week 9 victory vs. WAS (11/8).

2014 (BEARS)

Played in 13 games (eight starts), tallying 84 total tackles (58 solo), four tackles for loss and three passes defended... Tallied four total tackles (three solo) and a tackle for loss in a

victory at SF... Earned a career high 13 total tackles (six solo) and two passes defended in a win at NYJ (9/22)... Notched six total tackles (five solo) at GB (11/9)... Had five tackles in a win vs. MIN (11/16)... Earned two total tackles (one solo) and a pass defended vs. TB (11/23)... Recorded 11 total tackles (seven solo) and one tackle for loss at DET (11/27)... Earned eight total tackles (five solo) vs. DAL (12/4)... Had eight total tackles (six solo) vs. NO (12/15)... Recorded six tackles and one tackle for loss vs. DET (12/21)... Had 10 total tackles (six solo) and one tackle for loss at MIN (12/28).

2013 (BEARS)

Played in all 16 games (nine starts) in his rookie season, accumulating 55 total tackles (43 solo), five tackles for loss, two sacks, one interception and a fumble recovery... Earned eight total tackles (six solo) in his first career start at WAS (10/20)... Earned four total tackles (three solo) in a win at GB (11/4)... Notched six total tackles (three solo) vs. DET (11/10)... Tallied five tackles, one interception and one tackle for loss in a Week 11 win vs. BAL (11/17)... Recorded a season-high 10 total tackles (six solo) and a career high two sacks at MIN (12/1)... Had three tackles in a win vs. DAL (12/9)... Tallied five tackles and a tackle for loss in a victory at CLE (12/15)... Had eight total tackles (seven solo), a tackle for loss and a fumble recovery at PHI (12/22).

COLLEGE

Played collegiately at Florida, where he recorded 237 total tackles (155 solo), 19 tackles for loss, 7.5 sacks, seven passes defended, five interceptions and two forced fumbles in 51 games (32 starts)... Started all 13 games for a second consecutive season during his senior year in 2012, recording 68 total tackles (45 solo) which ranked third on the Gators... Named to the Coaches' All-SEC Second Team... Phil Steele Midseason All-SEC Second Team... Recognized on the Butkus Award Watch List for the second consecutive season and the Lombardi Award Preseason Watch list... During his junior campaign in 2011, the linebacker led the team in total tackles (94) and earned a career high in tackles for loss (10)... Selected to the Butkus Award Watch List for the nation's top linebacker... Four-year letterwinner for the Gators.

PERSONAL

Attended Palm Beach Central H.S. in Wellington, Fla. where he ranked as the fifth-best inside linebacker prospect according to Rivals.com... During his senior season, Bostic ran for 458 yards on 75 rush attempts with six touchdowns... Tallied over 100 tackles in his junior season... Member of the ESPN Top 150... All-state selection for Florida Class-BA and a U.S. Army All-American Bowl selection... His father, Jon Bostic, was a defensive back for the Detroit Lions (1985-87), playing in 29 games... Born on May 5, 1991.

YEAR-BY-YEAR STATS

DEFENSE

Year	Team	G	GS	Tack	Solo	Sack	INT	PD
2013	Chi	16	9	55	43	2	1	1
2014	Chi	13	8	84	58	0	0	3
2015	NE	11	1	1	0	0	0	0
2017	Ind	14	14	97	57	1.0	0	3
2018	Pit	16	14	73	46	2.5	0	3
Career		70	46	310	204	5.5	1	10

*Tackle stats according to STATS, LLC

CAREER HIGHS

SINGLE-GAME

Total Tackles: 13, at NY Jets (9/22/14)
Solo Tackles: 8, vs. Cleveland Browns (9/24/17)
Sacks: 2, at Minnesota Vikings (12/1/13)

99



CALEB BRANTLEY

DL

6-2 // 305

3rd NFL Season // Florida

DOB: Sept. 2, 1994 // Crescent City (Fla.) H.S.

TRANSACTIONS

Originally selected by the Cleveland Browns in the sixth round (185th overall) of the 2017 NFL Draft... Released by the Browns on September 1, 2018... Signed with the Washington Redskins on September 3, 2018.

PRO

Enters 2019 having previously appeared in 19 regular season games with one start since 2017... Joined the Redskins heading into Week 1 of the 2018 season.

YEAR-BY-YEAR

2018 (REDSKINS)

Contributed on defense and special teams and appeared in seven games... Inactive in Weeks 1-6... Made Redskins debut and contributed on special teams in a win vs. DAL [10/21]... Contributed on defense and special teams in a win at NYG [10/28]... Contributed on special teams vs. ATL [11/4]... Inactive in Weeks 10-12... Contributed on defense and special teams at PHI [12/3]... Inactive vs. NYG [12/9]... Contributed on defense and special teams at JAX [12/16]... Contributed on defense and special teams at TEN [12/22]... Played on defense and special teams. Recorded one solo tackle vs. PHI [12/30].

2017 (BROWNS)

Appeared in 12 games with one start at DT, posting 18 tackles, two sacks and one fumble recovery... Made NFL debut on DL at IND [9/24]... Earned first career sack vs. CIN [10/1]... Started first career game at DT, logging two solo tackles vs. MIN in London [10/29]... Logged two tackles, one sack and one fumble recovery, his first career, at PIT [12/31].

COLLEGE

Played collegiately at Florida starting 22 of 38 career games in which he played... Declared for the NFL Draft following his redshirt junior season... Led the Gators in tackles for loss (9.5) in 2016, earning AP All-SEC second-team honors... Posted 31 tackles and 2.5 sacks in his last year... Recorded one sack and three tackles in Florida's 30-3 victory over Iowa in the Outback Bowl, his final collegiate game... Started 10 of 13 games in 2015, totaling 28 tackles and 3.0 sacks... Played in all 12 games in 2014, finishing with 21 total tackles, 7.0 tackles for loss, two forced fumbles and a fumble recovery... Redshirted in 2013.

PERSONAL

Attended Crescent City H.S. (Fla.)... Rated the top 2013 defensive tackle during the Rivals 100 Five-Star Challenge... Played in the Under Armour All-American Game... Florida Class 1A All-state first team in 2012... Totaled 94 tackles, five sacks, four forced fumbles and two fumble recoveries as a senior... Born Sept. 2, 1994.

YEAR-BY-YEAR STATS

DEFENSE

Year	Team	G	GS	Tack	Solo	Sack	PD	FF	FR
2017	Cle	12	1	18	12	2	0	0	1
2018	Was	7	0	1	1	0	0	0	0
Career		19	1	19	13	2	0	0	1

*Tackle stats according to STATS, LLC

CAREER HIGHS

SINGLE-GAME

Total Tackles:	2, eight times, last at Pittsburgh [12/31/17]
Solo Tackles:	2, three times, vs. Minnesota [10/29/17]
Sacks:	1, twice, last at Pittsburgh [12/31/17]

68

TYLER CATALINA

G**6-6 // 315**
3rd NFL Season // Georgia**DOB: Jan. 24, 1993 // Wachusett Regional H.S. (Holden, Mass.)**

TRANSACTIONS

Originally entered the NFL with the Washington Redskins as a college free agent on May 4, 2017... Waived by the Redskins on November 11, 2017... Signed with the Redskins on November 16, 2017.

YEAR-BY-YEAR

2018 (REDSKINS)

Spent the season on the Reserve/Injured list with a shoulder injury.

2017 (REDSKINS)

College free agent who earned a spot on the opening roster, appearing in seven games with two starts... Inactive in Weeks 1-4... Active but did not play vs. SF (10/15)... Inactive with a concussion at PHI (10/23)... Made NFL debut in a start at right guard vs. DAL (10/29)... Started at right guard in a comeback win at SEA (11/5)... Waived prior to Week 10 but re-joined the team in Week 11... Contributed offensively at NO (11/19)... Played on offense and special teams in a Thanksgiving night win vs. NYG (11/23)... Contributed on offense and special teams at DAL (11/30)... Active but did not play at LAC (12/10)... Played on offense and special teams in a win vs. ARI (12/17)... Active but did not play in a win vs. DEN (12/24)... Played the majority of the game at NYG (12/31) at left tackle following an injury to Ty Nsekhe.

COLLEGE

Played collegiately at Georgia in 2016 after spending the 2013-15 seasons at Rhode Island... Appeared in all 13 games, starting in 12 at left tackle, for Georgia in 2016... Started all 11 games at left tackle for Rhode Island as a junior team captain in 2015, earning second-team All-CAA honors... Started all 10 games in which he appeared at left tackle in 2014. Garnered third-team all-conference honors as part of an offensive line that allowed just 22 sacks all season... Started all 12 games at right tackle as a freshman in 2013.

PERSONAL

Attended Wachusett Regional H.S. in Holden, Mass., where he helped lead his team to state championships in 2010 and 2011... Was a Worcester Telegram & Gazette first-team selection... Shrine Chowder Bowl All-Star game participant... Also participated in baseball, basketball, track and field and golf... Earned his bachelor's degree from Rhode Island in sociology and pursued his graduate degree in adult education at Georgia... Son of Tony and Kim Catalina... Born Jan. 24, 1993.

COMMUNITY

In 2017, guided students from Dreams for Kids DC through football drills, visited Finance Park for an in-person financial literacy simulation with eighth grade students from Thomas Pullen Performing Arts Academy, and packaged weekend bags for Prince George's County Elementary School students at the Capital Area Food Bank.

YEAR-BY-YEAR STATS

GAMES/STARTS

Year	Team	G	GS
2017	Was	7	2
Career		7	2

16



JEHU CHESSON

WR

6-2 // 205

3rd NFL Season // Michigan

DOB: Dec. 29, 1993 // Ladue Horton Watkins H.S. [St. Louis, Mo.]

TRANSACTIONS

Originally selected by the Kansas City in the fourth round (139th overall) of the 2017 NFL Draft... Waived by the Chiefs on September 1, 2018... Signed to the Washington Redskins' practice squad on September 5, 2018... Signed to the Redskins' active roster on September 12, 2018... Waived by the Redskins on September 17, 2018... Signed to the Redskins' practice squad on September 18, 2018... Signed to the Redskins' active roster on October 18, 2018.

PRO

Enters 2019 having previously appeared in 24 career games with one start, recording three receptions for 25 yards (8.3) in his first two NFL seasons. Also enters 2019 having returned three kickoffs for 65 yards (21.7 avg.).

YEAR-BY-YEAR

2018 (REDSKINS)

Appeared in 12 games, earning one reception for seven yards... Promoted from the practice squad and made Redskins debut in Week 2 contributing on offense and special teams vs. IND [9/16]... Returned to practice squad and was promoted to the active roster in Week 7 and contributed on special teams in win vs. DAL [10/21]... Added one solo tackle on special teams in a win at NYG [10/28]... Assisted on a tackle on special teams vs. ATL [11/4]... Contributed on offense and special teams in a win at TB [11/11]... Contributed on special teams vs. HOU [11/18]... Contributed on offense and special teams at DAL [11/22]... Assisted on a tackle on special teams at PHI [12/3]... Notched his first career rushing attempt vs. NYG [12/9]... Contributed on offense and special teams vs. JAX [12/16]... Contributed on special teams at TEN [12/22]... Contributed on offense and special teams vs. PHI [12/30].

2017 (CHIEFS)

Played in 12 games with one start and finished the season with two receptions, both for first downs, for 18 yards (9.0) and tallied 15 yards after catch averaging 7.5 yards per reception... Made NFL career debut in win at NE [9/7]... Made appearances on offense and special teams in Week 6-8... Registered first career kickoff return for 20 yards vs. OAK [10/19]... Recorded first career reception for 10 yards vs. DAL [11/5]... Played on offense and defense in Weeks 11-16... Made first career start and recorded one reception for eight yards and two kickoff returns for 45 yards (22.5 avg.) in win at DEN [12/31].

PERSONAL

Attended Ladue Horton Watkins H.S. in St. Louis, Mo., where he was first-team All-Missouri... Hauled in 53 catches for 757 yards and eight touchdowns as a senior... Caught 53 passes for 605 yards and 11 touchdowns as a junior... A native of Monrovia, Liberia, moved to St. Louis at the age of five... Also competed in track and field, becoming a school champion in the 300-meter hurdles in 2011... Obtained master's degree in management from Ross School of Business... Son of Yvette and Jehu Sr... Born Jan. 29, 1993.

YEAR-BY-YEAR STATS

RECEIVING

Year	Team	GP	GS	Rec	Yds	Avg	Lg	TD
2017	KC	12	1	2	18	9.0	10	0
2018	Was	12	0	1	7	7.0	7	0
Career		24	1	3	25	8.3	10	0

KICK RETURN

Year	Team	KR	Yds	Avg	Lg	TD
2017	KC	3	65	21.7	26	0
2018	Was	0	0	0.0	0	0
Career		3	65	21.7	26	0

74

GERON CHRISTIAN SR.

T**6-6 // 315**
2nd NFL Season // Louisville**DOB: Sept. 10, 1996 // Trinity Catholic H.S. (Ocala, Fla.)**

TRANSACTIONS

Originally selected by the Washington Redskins in the third round (74th overall) of the 2018 NFL Draft.

YEAR-BY-YEAR

2018 (REDSKINS)

Appeared in two games during his rookie season at left and right tackle... Inactive in Weeks 1-8... Made NFL debut and saw action at left and right tackle vs. ATL [11/4]... Contributed on offense in a win at TB [11/11]... Placed on team's Reserved/Injured list with a leg injury in Week 11.

COLLEGE

Played collegiately at Louisville from 2015-17, starting all 39 games in which he appeared in his three seasons with the Cardinals... As a junior in 2017, started all 13 games and was an integral part in Louisville finishing third in the nation in total offense (544.9 yards per game) and 11th in the nation in scoring offense (38.1 points per game), ranking atop the ACC in both categories... In 2016, was a third-team All-ACC selection after starting all 13 games and helping quarterback Lamar Jackson become Louisville's first Heisman Trophy winner and the youngest in the award's history... Was also an honorable mention All-ACC honoree as a freshman in 2015 when he was the lone offensive lineman to start all 13 games for the Cardinals.

PERSONAL

Attended Trinity Catholic H.S. in Ocala, Fla., where he was a 3A all-state selection... Spent his first two years at Forest H.S. and his junior year at West Port H.S., both in Ocala... First-team Star-Banner all-county selection as a sophomore at Forest and was a second-team selection as a junior at West Port... Played tight end as a freshman at Forest and offensive line as junior at West Port... Averaged a double-double on the basketball court at Trinity Catholic, averaging 14 points per game and 13 rebounds per game... Son of Mary Ann Brown and Gerald Christian, Sr. His brother, Gerald Jr., played tight end at Louisville from 2013-14... First name pronounced "JARE-en"... Born Sept. 10, 1996.

YEAR-BY-YEAR STATS

GAMES/STARTS

Year	Team	G	GS
2018	Was	2	0
Career		2	0

20

LANDON COLLINS

S**6-0 // 218**
5th NFL Season // Alabama**DOB: Jan. 10, 1994 // Dutchtown H.S. [New Orleans, La.]**

TRANSACTIONS

Originally selected by the New York Giants in the second round [33rd overall] of the 2015 NFL Draft... Became a free agent on March 5, 2019... Signed with the Washington Redskins on March 14, 2019.

HONOR ROLL

Three-time Pro Bowl selection [2016-18 seasons]
PFW/PFWA All-NFL Team [2016]
Associated Press All-Pro Team [2016]
PFW/PFWA All-Rookie Team [2015]
NFL Top 100 Players
>> No. 28 after 2017, No. 92 after 2018

PRO

Joined the Redskins during the 2019 offseason... Enters 2019 having previously appeared in 59 career games in which he started... Recorded 428 tackles [321 solo], 4.0 sacks for 39.0 yards, eight interceptions for 93 yards, one defensive touchdown, 32 passes defended, 10 quarterback hits, 22.0 tackles for loss, three forced fumbles and three fumble recoveries in his first four seasons with the NY Giants.

YEAR-BY-YEAR

2018 [GIANTS]

Played in 12 games, starting all games in which he appeared for the fourth consecutive season... Recorded 96 tackles [67 solo], 5.0 tackles for loss with one forced fumble, four passes defended and two quarterback hurries en route to his third-straight Pro Bowl selection... Made five tackles [four solo] and a pass deflection vs. JAX [9/9]... Credited with six tackles [five solo] at DAL [9/16] ... Registered six tackles [three solo] and a defended pass in win at HOU [9/23]... Tied his career-high in tackles [14, nine solo] for the third time vs. NO [9/30], alongside a pass defended... Added eight more tackles [four solo], a quarterback hit and a defended pass against CAR [10/7]... Notched 10 tackles, eight unassisted and one for loss against PHI [10/11]... Contributed eight tackles, seven solo at ATL [10/22]... Made five tackles [four solo] with two stuffs, a tackle for loss and forced a fumble vs. WAS [10/28]... Compiled nine tackles [seven solo] at SF [11/12]... Led the Giants to a close three-point win vs. TB [11/18] with 11 tackles [five solo] and a half-stuff for three yards... Earned nine tackles [seven solo], two tackles for a loss of five yards and a quarterback hit at PHI [11/25]... Ended the season with an overtime win at CHI [12/2] and five tackles [four solo], one for a loss.

2017 [GIANTS]

Started each of the first 15 games... Chosen as a starter on the NFC Pro Bowl team as the sole Giants player elected... Became the first Giants defensive back to be chosen for two Pro Bowls since safety Antrel Rolle [2010, 2013], and the first to be selected in consecutive years since Mark Haynes went to three in a row from 1982-84... Fractured his forearm at Arizona [12/24], and was placed on injured reserve two days later... When he did not play in the season finale vs. WAS [12/31], it ended his team-long starting streak at 47 games plus one playoff game... Before the injury, he had started every game in his three-year career... Led the Giants in tackles for the third consecutive season with 99 tackles [74 solo]... Made five tackles [3 solo] with a pass deflection at DAL [9/10]... Added seven more tackles [six solo] vs. DET [9/18]... Contributed nine tackles [six solo] and forced a fumble at PHI [9/24]... Made seven more tackles [five solo] with a quarterback hurry and two deflected passes at TB [10/1]... Had eight solo tack-

les vs. LAC [10/8]... Intercepted a Trevor Siemian pass and returned it 21 yards at DEN [10/15]... Registered five tackles [4 solo] and a fumble recovery against SEA [10/22]... Notched seven tackles [five solo] vs. LAR [11/5]... Made seven tackles with assistance on five at SF [11/12]... Earned his third career NFC Defensive Player of the Week Award after registering 14 tackles [10 solo] and an interception in a 12-9 overtime victory over KC [11/19]... Registered another 14-tackle performance [season-high 12 solo] at WAS [11/23]... Added seven tackles [six solo] both at OAK [12/3] and vs. DAL [12/10]... Contributed seven tackles [six solo] at OAK [12/3] and DAL [12/10]... Finished the season with a tackle against PHI [12/17] and a solo tackle at ARI [12/24].

2016 [GIANTS]

Started all 16 games and the NFC Wild Card game... Led the team in tackles for consecutive season with 125 [100 solo], the most by a safety in Giants history... Also had five interceptions, 4.0 sacks and 13 passes defended... Became the first NFL safety with over 100 tackles, at least five interceptions and at least 3.0 sacks since Rodney Harrison, then with San Diego Chargers, in 2000... Was the only NFL player in 2016 with at least five interceptions and at least 4.0 sacks... Named NFC Defensive Player of the Week for his performances in Week 7 against the LAR in London with two interceptions, including one returned for a touchdown, and eight solo tackles, and in Week 9 vs. PHI with 12 tackles and an interception... Named NFC Defensive Player of the Week in consecutive games, the first NYG player to do so and the first player in the NFL to achieve the feat since Charles Tillman in 2012, and the first safety since Troy Polamalu in 2010... Was the only NFL player to lead his team in tackles, sacks and interceptions... First Giants player with at least four interceptions and 3.0 sacks in the same season since cornerback Jason Sehorn in 1986... Named NFC Defensive Player of the Month in November when, in four Giants victories, he had 30 tackles [23 solo], including 1.0 sack and three interceptions. Was the first to win the award since Jason Pierre-Paul in December 2011 and the first Giants safety to be honored... Opened the season with six solo tackles and one pass defended in a victory at DAL [9/11] ... Had his first career sack vs. NO [9/18], a 5-yard take-down of Drew Brees that ended the Saints' second possession. Became the first Giants safety to register a sack since Craig Dahl in 2015... Registered eight tackles [5 solo] and a pass defended vs. WAS [9/25]... Notched 10 tackles, nine unassisted with a tackle for loss at MIN [10/3]... Followed with seven tackles [six solo] and a defended pass at GB [10/9]... Recorded a 10-yard sack of quarterback Joe Flacco and led the Giants with a then career-high 12 tackles [10 solo], including two for losses, vs. BAL [10/16]... Scored the Giants' first defensive touchdown of the season when he intercepted a Case Keenum pass that was tipped by wide receiver Tavon Austin and reached the end zone after a 44-yard return in London against LAR [10/23]. Was the Giants' first touchdown by a defensive player since cornerback Trevin Wade in 2015, and the Giants' first interception return for a touchdown since Trumaine McBride in 2015. Also registered another interception and a game-high eight solo tackles... Intercepted his third pass in two games when he picked off a Carson Wentz throw on the second play of the game vs. PHI [11/6]. Also recorded 12 tackles [6 solo] and sacked Wentz for a 12-yard loss. Became the first Giants player with an interception and a sack in the same game since defensive end since Kerry win in 2014... Had five solo tackles and an interception vs. CIN [11/14], giving him at least one interception in each of three consecutive games. Was the first Giants player with 4 interceptions in a three-game span since Phillip Sparks in 1997... Added six unassisted stops and another pick of Jay Cutler vs. CHI [11/20]. Intercepting at least one pass in each of four con-

20 LANDON COLLINS

(6 solo) and sacked Wentz for a 12-yard loss. Became the first Giants player with an interception and a sack in the same game since defensive end since Kerry win in 2014... Had five solo tackles and an interception vs. CIN [11/14], giving him at least one interception in each of three consecutive games. Was the first Giants player with 4 interceptions in a three-game span since Phillippi Sparks in 1997... Added six unassisted stops and another pick of Jay Cutler vs. CHI [11/20]. Intercepting at least one pass in each of four consecutive games tied a Giants record since the NFL merger. His five interceptions in that four-game span allowed him to become the first Giants player to accomplish the feat since Willie Williams in 1968... Contributed seven tackles (six solo) against CLE [11/27]... Registered seven tackles (four solo), half a tackle for loss and three pass deflections at PIT [12/4]... Added six tackles (four solo) and a fourth-quarter fumble recovery vs. DAL [12/11]... Had eight tackles (seven solo) vs. DET [12/18]... Notched nine solo tackles at PHI [12/22]... Picked up his fourth sack of the season when he dropped Kirk Cousins for a 12-yard loss on the second-to-last of the first quarter at WAS [1/1]. His 4.0 sacks led all NFL safeties... Recorded nine tackles (six solo) and a sack in his postseason debut in the NFC Wild Card Game at GB [1/8].

2015 (GIANTS)

Started all 16 games at free safety as a rookie, the team's first defensive rookie to start every game since tackle Barry Cofield in 2006... Posted four tackles (two solo) in his NFL debut at DAL [9/13]... Recorded six tackles in each of the next four games, including six solo stops vs. ATL [9/20]... Also had four solo stops and two pass deflections against WAS [9/24] and four solo stops against BUF [10/4] alongside one stuff and a pass deflection... Notched six solo stops vs. SF [10/11]... Compiled five tackles (four solo) with a tackle for loss of four yards, his first career pick, intercepting Sam Bradford and a pass deflection at PHI [10/19]... Marked a season-high vs. DAL [10/25] with nine tackles (six solo)... Matched the season-high the following week at NO [11/1] with four solo tackles... Added five tackles, four unassisted, a quarterback hurry and a deflection at TB [11/8]... Registered five tackles (four solo) and a deflection vs. NE [11/15]... Contributed eight tackles (seven solo), two tackles for loss and a special teams tackle at WAS [11/29]... Had seven tackles (six solo), one on special teams with a pass defended in an overtime loss against NYJ [12/6]... Made seven tackles, five unassisted and one on special teams with a deflection at MIA [12/14]... Matched his season-high for the third time with nine tackles (seven solo) and a defended pass vs. CAR [12/20]... Finished out his rookie season with eight tackles in his final two games at MIN [12/27] where he also added a deflection and seven solo tackles, one on special teams, and vs. PHI [1/3] with four solo tackles and a 0.5 tackle for loss.

COLLEGE

Played collegiately at Alabama from 2012-15, where he appeared in 41 games with 23 starts... Compiled 190 career tackles (120 solo), 8.5 stops for losses of 22 yards, 4 fumble recoveries, 5 interceptions for 103 return yards, 13 yards on a blocked punt return and 55 yards on three kickoff returns... Also deflected 13 passes and forced three fumbles... Named a unanimous first-team All-America selection by The NFL Draft Report, Walter Camp, Football Writers Association, AP and Sporting News, in his junior and final collegiate season... First-team All-SEC selection by the AP and league coaches... Finalist for the Jim Thorpe and Bronko Nagurski Awards... Started all 14 games at strong safety and led the team with 103 tackles (60 solo), including 4.5 stops for losses of 15 yards with one forced fumble and two fumble recoveries, seven pass deflections and three interceptions for 14 yards in returns... Also returned three kickoffs for 55 yards... Became the ninth defensive back to lead the Crimson Tide in tackles during a season... His 103 stops broke the school position record of 94 tackles by Rashad Johnson in 2007... Played in 13 games with nine starts in his sophomore cam-

paign, six at strong safety and three at dime back... Finished second on the team with 70 tackles (52 solo), two forced fumbles, two fumble recoveries and 10 special teams tackles... Intercepted two passes, including one returned for an 89-yard touchdown vs. Tennessee, the fifth-longest return in school history... Played all games as a reserve his freshman season, recording 17 tackles (8 solo) and blocking a punt that he advanced 13 yards.

PERSONAL

Attended Dutchdown H.S. in Geismar, La., where he was a first-team All-America defensive back... Rushed for 1,218 yards and 21 touchdowns on just 87 carries (14.0-yard avg.) his senior season with 34 tackles and four interceptions, returning two for scores in the defensive backfield... Became first player in LSWA history to earn 5A All-State honors on both sides of the ball... Earned All-America honors by Parade and USA Today... Posted 102 tackles and intercepted four passes as a junior, earning a Class 5A All-State selection by the Louisiana Sports Writers Association... Also competed in track as one of the state's top sprinters... Ran the second leg on the 4x100-meter squad (2011) setting a new school record at 41.10 seconds... Won the 100-meter dash at the 2012 Episcopal 4-Way Championships, with a person-best time of 10.28 seconds... Posted a career-best time of 21.60 seconds in the 200-meter dash... Majored in sports studies... Son of April Justin and Thomas Collins... Born Jan. 10, 1994.

COMMUNITY

Hosts the Landon Collins Softball Game annually to benefit St. Christopher's Inc., a non-profit, non-sectarian social service agency who serves at-risk adolescents... Represented Nick's Kid Foundation during the NFL's "My Cause My Cleats" initiative... Partnered with Americares and traveled to Puerto Rico on a three-day trip to deliver aid and medical supplies to areas affected by Hurricane Maria.

YEAR-BY-YEAR STATS

DEFENSE

Year	Team	G	GS	Tack	Solo	Sack	INT	PD
2015	NYG	16	16	108	80	0	1	9
2016	NYG	16	16	125	100	4	5	13
2017	NYG	15	15	99	74	0	2	6
2018	NYG	12	12	96	67	0	0	4
Career		59	59	428	321	4	8	32

*Tackle stats according to STATS, LLC

ADDITIONAL

FF-FR: 1-0 in 2015, 0-1 in 2016, 1-2 in 2017, 1-0 in 2018

POSTSEASON

Year	Team	G	GS	Tack	Solo	Sack	INT	PD
2016	NYG	1	1	9	6	1	0	2

CAREER HIGHS

SINGLE-GAME

Total Tackles:	14, three times, last vs. New Orleans (9/30/18)
Solo Tackles:	12, at Washington (11/23/17)
Interceptions:	2, at LA Rams (10/23/16)
Passes Defended:	3, twice, last at Pittsburgh (12/4/16)
Forced Fumbles:	1, three times, last vs. Washington (10/28/18)

19

ROBERT DAVIS

WR**6-3 // 210****2nd NFL Season // Georgia State****DOB: April 2, 1995 // Northside H.S. (Warner Robins, Ga.)**

TRANSACTIONS

Originally selected by the Washington Redskins in the sixth round (209th overall) of the 2017 NFL Draft... Waived by the Redskins on September 2, 2017... Signed to Redskins practice squad on September 3, 2017... Signed to the Redskins active roster from the practice squad on December 4, 2017.

YEAR-BY-YEAR

2018 (REDSKINS)

Spent the season on the Reserve/Injured list with a knee injury.

2017 (REDSKINS)

Spent the first 13 weeks of the season on the team's practice squad... Signed to the active roster on Dec. 4... Inactive at LAC (12/10) and vs. ARI (12/17)... Made NFL debut in win vs. DEN (12/24)... Inactive at NYG (12/31).

COLLEGE

Played collegiately at Georgia State from 2013-16, becoming the second NFL draft pick in program history (Ulrick John, 2014)... Finished career as Georgia State's career leader in receptions (222) and receiving yards (3,391) in 49 career games, becoming the first three-time all-conference selection in Georgia State annals. Finished his career second to only T.Y. Hilton in career receiving yards in Sun Belt Conference history... Caught 67 passes for 968 yards with five touchdowns as a senior in 2016, picking up first-team All-Sun Belt honors... Garnered first-team all-conference honors as a junior in 2015 after posting 61 receptions for 980 yards with six touchdowns... Collected 50 receptions for 732 yards and two touchdowns in 2014, getting an honorable mention all-conference nod... As a freshman in 2013, was his team's second-leading receiver with 44 catches for 711 yards and four touchdowns.

PERSONAL

Attended Northside H.S. in Warner Robins, Ga., where his contributions as a blocker were key for the Eagles' triple-option attack... Caught just 11 passes his senior season while playing in a run-dominated offense but earned team awards for leadership and hustle... Was also a standout basketball player... Majored in kinesiology... Son of Robert and Mizell Davis... Cousin of NFL linebacker Thomas Davis... Born April 2, 1995.

COMMUNITY

In 2017, guided students from Dreams for Kids DC through football drills, visited Finance Park for an in-person financial literacy simulation with eighth grade students from Thomas Pullen Performing Arts Academy, and packaged weekend bags for Prince George's County Elementary School students at the Capital Area Food Bank.

YEAR-BY-YEAR STATS

RECEIVING

Year	Team	GP	GS	Rec	Yds	Avg	Lg	TD
2017	Was	1	0	0	0	0	0	0
Career		1	0	0	0	0	0	0

85

VERNON DAVIS

TE**6-3 // 248****14th NFL Season // Maryland****DOB: Jan. 31, 1984 // Dunbar H.S. (Washington, D.C.)**

HONOR ROLL

Two-time Pro Bowl selection (2009, 2013 seasons)
Second-team All-Pro (2013)

2018 Redskins Walter Payton Man of the Year
NFL Top 100 Players

>> No. 88 after 2010, 43 after 2011, 38 after 2012, 51 after 2013

TRANSACTIONS

Originally selected by the San Francisco 49ers in the first round (sixth overall) of the 2006 NFL Draft... Re-signed with the 49ers on September 11, 2010... Traded to the Denver Broncos on November 2, 2015... Signed with the Washington Redskins as an unrestricted free agent on March 31, 2016... Re-signed with the Redskins on March 8, 2017.

PRO

Enters 2019 having previously appeared in 194 regular season games with 178 starts from 2006-18. Recorded 573 receptions for 7,439 yards (13.0 avg.) with 62 receiving touchdowns through the conclusion of the 2018 season... Joined the Redskins in 2016 offseason with 11 playoff appearances to his credit with nine starts, recording 27 receptions for 600 yards (22.2 avg.) with seven receiving touchdowns in those contests... Enters 2019 ranked tied for sixth (Shannon Sharpe) all-time among NFL tight ends with 62 career touchdowns. Is also the only tight end in NFL history to post 13 or more receiving touchdowns in multiple seasons (2009 and 2013)... Departed San Francisco as the franchise's all-time tight end leader in receptions (441), receiving yards (5,640) and touchdowns (55).

YEAR-BY-YEAR

2018 (REDSKINS)

Appeared in 14 games with eight starts, compiling 367 receiving yards on 25 receptions with two touchdowns... Finished season tied for sixth (Shannon Sharpe) on the NFL's all-time list in receiving touchdowns by a tight end, passing Redskins legend Jerry Smith (60)... Caught one pass for nine yards in win at ARI (9/9)... Hauled in one pass for seven yards vs. IND (9/16)... Finished with a team high 70 receiving yards from two receptions. His reception of 50 yards was the longest of the season. With the performance, moved into 10th all-time in receiving yards among tight ends in Redskins history in win vs. GB (9/23)... Caught two passes for 15 yards at NO (10/8)... Finished with three receptions for 48 yards, including his first touchdown catch of the season. With the score, he recorded 61 touchdown receptions and passed former Redskins great Jerry Smith for seventh on the list of career touchdown receptions by a tight end in NFL history in a win vs. CAR (10/14)... Contributed on offense in a win vs. DAL (10/21)... Caught one pass for 21 yards in a win at NYG (10/28)... Gained 62 yards on five receptions vs. ATL (11/4)... Contributed on offense in a win at TB (11/11)... Contributed on offense vs. HOU (11/18)... Tallied two receptions for 73 yards and one touchdown. With his 53-yard touchdown reception, he tied Hall of Famer Shannon Sharpe for sixth on the all-time list of career touchdown receptions by a tight end in NFL history at DAL (11/22)... Caught two passes for 15 yards at PHI (12/3)... Notched four receptions for 31 yards vs. NYG (12/9)... Tallied two receptions for 16 yards at JAX (12/16)... Inactive at TEN (12/22)... Inactive Week 17 vs. PHI (12/30).

2017 (REDSKINS)

Was one of only six players to start all 16 games for the Redskins, tallying 43 receptions for 648 yards with three receiving touchdowns... At age 33 on the final day of the calendar year, became the oldest NFL tight end to average at least 15.0 yards per reception (min. 15 receptions) since Pro Football Hall of Famer Jackie Smith (16.5 at age 34) in 1974... Contributed on offense vs. PHI (9/10)... Caught a 13-yard pass in a win at LAR (9/17), moving past Dallas Clark and Frank Wycheck (505 each) for sole possession of 10th on the NFL's list of career receptions by a tight end... Gained 58 yards on five receptions including an 18-yard touchdown in a win vs. OAK (9/24)... Caught two passes for 89 yards at KC (10/2). On a 69-yard pass from Kirk Cousins, he moved past Heath Miller (6,569) for the 10th-most career receiving yards by a tight end in NFL history. The 69-yard reception was the second-longest of Davis' career, trailing only a 73-yard reception on Jan. 3, 2010, as a member of the San Francisco 49ers... Gained 65 yards on three receptions in a win vs. SF (10/15), including a 51-yard catch and run. Posted a reception of 50 yards or more in back-to-back games for the first time since Weeks 5-6 of the 2013 season as a member of the 49ers... Caught four passes for 67 yards at PHI (10/23). With a 31-yard reception, recorded a catch of 30 or more yards in a third straight game for the first time since Weeks 11-13 of the 2009 season as a member of the 49ers... Gained 20 yards on two receptions vs. DAL (10/29)... Caught six passes for 72 yards in a win at SEA (11/5)... Recorded a team-high and season-high seven catches vs. MIN (11/12), gaining 76 yards... Gained 67 yards on three receptions at NO (11/19)... Played in a Thanksgiving night win vs. NYG (11/23)... Caught two passes for 15 yards at DAL (11/30)... Gained 26 yards on two receptions, including a 23-yard touchdown at LAC (12/10). On the touchdown reception, Davis passed Kellen Winslow (541) for the 10th-most career receptions by a tight end in NFL history, accomplishing the feat against the team for whom Winslow played his entire nine-year career... Caught two passes for 18 yards vs. ARI (12/17), becoming the ninth tight end in NFL history to reach 7,000 career receiving yards during the contest... Gained 42 yards on two receptions including a 31-yard touchdown reception in a win vs. DEN (12/24). Tied former Redskins great Jerry Smith (60) for seventh on the list of career touchdown receptions by a tight end in NFL history... Caught two passes for 20 yards at NYG (12/31). Passed Jeremy Shockey (547) for ninth-most career receptions by a tight end in NFL history with his second reception of the game.

2016 (REDSKINS)

Played in 16 games with 14 starts in his debut season in Washington, catching 44 passes for 583 yards with two touchdowns... Made Redskins debut vs. PIT (9/12), catching one pass for 20 yards... Gained 51 yards on five receptions vs. DAL (9/18) in his 150th career regular season game... Contributed on offense in a win at NYG (9/25)... Gained eight yards on one reception in a win vs. CLE (10/2)... Caught three passes for 15 yards in a win at BAL (10/9)... Caught two passes for 50 yards in a win vs. PHI (10/16), including a 13-yard touchdown reception and a 37-yard gain. The touchdown was his first with Washington and his first since Week 1 of the 2014 season... Set then-season highs with six catches for 79 yards at DET (10/23). Became the 13th tight end in NFL history to record 6,000 career receiving yards... Contributed five receptions for 93 yards in a tie against CIN (10/30) in London. Passed Jeremy Shockey (6,143) for 12th-most receiving yards by a tight end in NFL history... Caught three passes for 66 yards with a touchdown in a win vs. MIN (11/13). His 38-yard touchdown was his longest scoring play since a 52-yard touchdown reception in Week 15 of the 2013 season as a member of the 49ers... Contributed in the team's win vs.

85 VERNON DAVIS

GB (11/20)... Caught five passes for 68 yards at DAL (11/24)... Started his 150th career regular season game at ARI (12/4), recording five receptions for 47 yards. Passed Steve Jordan (6,307) for 11th-most receiving yards by a tight end in NFL history... Caught one pass in a win at PHI (12/11), tying Steve Jordan (498) for 14th on the NFL's list of career receptions by a tight end... Caught four passes for 23 yards vs. CAR (12/19), becoming the 12th tight end in NFL history to reach 500 career receptions... Caught one pass for 13 yards in a win at CHI (12/24)... Gained 49 yards on two receptions vs. NYG (1/1).

2015 (49ERS/BRONCOS)

Recorded 38 catches for 395 yards (10.4 avg.) in 15 games with nine starts with Denver and San Francisco... Caught 18 passes for 194 yards (10.8 avg.) in his first eight games of the season with the 49ers before being traded to Denver on Nov. 2... Made his Broncos debut at IND (11/8)... Started his first game with the Broncos and led with the team with 68 receiving yards on six catches (11.3 avg.) at CHI (11/22)... Tallied seven catches for 74 yards (10.6 avg.) vs. OAK (12/13)... Played in Denver's AFC Divisional Playoff Game vs. PIT (1/17) and AFC Championship Game vs. NE (1/24)... Started for the Broncos in Super Bowl 50 victory vs. CAR (2/7).

2014 (49ERS)

Started all 14 games in which he played, tallying 26 catches for 245 yards (9.4 avg.) with two touchdowns... Posted season highs in receptions (four), receiving yards (44) and receiving touchdowns (two) in Week 1 win vs. DAL (9/7)... Passed Brent Jones for the most receptions by a tight end in 49ers' franchise history vs. WAS (11/23).

2013 (49ERS)

Selected to second career Pro Bowl after starting all 15 games in which he played plus three postseason contests... Ended the regular season with 52 receptions for 850 yards (16.3 avg.) with 13 touchdowns... Became the only tight end in NFL history to post multiple seasons with 13-plus touchdowns... Named second-team All-Pro... Delivered a career-best receiving game with eight receptions for 180 yards with two touchdowns vs. ARI (10/13)... Posted a touchdown of 60-plus yards in consecutive games in Weeks 5-6 vs. HOU (10/6) and vs. ARI (10/13)... Recorded a career-long streak of consecutive games with a touchdown reception (five) in Weeks 11-15... Held without a touchdown in only four regular season games... Recorded five receptions for 54 yards (10.8 avg.) with two touchdowns in three playoff games, helping the 49ers return to the NFC Championship game for a third straight season.

2012 (49ERS)

Played a key role in helping San Francisco to berth in Super Bowl XLVII... Finished the regular season with 41 catches for 548 yards (13.4 avg.) with five touchdowns in 16 starts... Caught four of his five touchdowns in the first three weeks of the season, including a two-touchdown performance vs. DET (9/16)... Tallied his 10th career 100-yard outing with five receptions for 106 yards vs. BUF (10/7)... Registered 12 receptions for 254 yards (21.2 avg.) with one touchdown in three postseason games... Posted six receptions for 104 yards (17.3 avg.) in Super Bowl vs. BAL.

2011 (49ERS)

Finished the regular season with 67 catches for 792 yards (11.8 avg.) with six touchdowns in 16 starts... Started two postseason games as the 49ers made an NFC Championship game berth... Notched three consecutive 100-yard receiving games in Week 17 and the first two rounds of the playoffs. Stretch included eight catches for 118 yards at STL (1/1), seven catches for 180 yards and two touchdowns in NFC Divisional Round vs. NO (1/14), and three receptions for 112 yards with two touchdowns in NFC Championship vs. NYG (1/22)... Posted 10 receptions for 292 yards (29.2) with four touchdowns in two postseason games — a receiving yardage total that was the most by a tight end in their first two postseason games in NFL history according to the Elias Stats Bureau.

2010 (49ERS)

Led San Francisco in receptions (56), receiving yards (914), receiving average (16.3) and touchdowns (seven) during his 16 starts... Recorded season-high eight receptions at SEA (9/12)... Registered a touchdown reception in four straight games across Weeks 4-7... Posted a pair of 100-yard outings vs. PHI (10/10) and at GB (12/5)... Registered 25th career touchdown vs. OAK (10/17).

2009 (49ERS)

Selected to his first career Pro Bowl after posting career bests in receptions, yards and touchdowns... Ranked fifth amongst NFL tight ends with 78 receptions for 965 yards (12.4 avg.) with 13 touchdowns... His 13 receiving touchdowns led all tight ends and tied Larry Fitzgerald and Randy Moss for the most in the NFL that season... Opened all 16 games for a second consecutive season... Notched three 100-yard receiving games and finished with 78 total points... Logged a career-best three touchdowns on seven receptions for 93 yards at HOU (10/25)... Had a touchdown in four straight games in Weeks 11-14... Tied the then-NFL single-season record for touchdown receptions by a tight end at STL (1/3).

2008 (49ERS)

Started all 16 games for the first time in his career and recorded 31 catches for 358 yards (11.5 avg.) with two touchdowns.

2007 (49ERS)

Davis started all 14 games in which he played and finished the season with 52 receptions for 509 yards (9.8 avg.) with four touchdowns.

2006 (49ERS)

Started 8-of-10 games played in his rookie season, missing six games with a knee injury... Finished his rookie campaign with 20 receptions for 265 yards (13.3 avg.) with three touchdowns... Made his first career start and recorded his first career touchdown on his first NFL touch (31-yard reception) at ARI (9/10).

COLLEGE

Started 17-of-35 games at Maryland, totaling 83 receptions for 1,371 yards (16.5 avg.) with nine touchdowns... Chosen as a finalist for the Mackey Award (nation's top tight end) and named a consensus All-American and All-Atlantic Coast Conference selection following his junior campaign. Recorded 51 catches for 871 yards (17.1 avg.) with six touchdowns that season.

PERSONAL

Attended Dunbar H.S. in Washington, D.C., where he started at tight end and safety and led his team to a 31-5 record... Chosen as a second-team All-USA selection by USA Today after catching 21 passes for 511 yards (24.3 avg.) with five touchdowns as a senior... Competed in the high jump... Opened an art gallery "Gallery 85" in 2012 and owns a Jamba Juice in Santa Clara... Named an honorary captain of the USA Curling Team at the 2010 Winter Olympics in Vancouver, B.C., attending the matches and serving as a team ambassador to help gain support for the sport... Voted by teammates as the recipient of the Len Eshmont Award in 2009, the 49ers most prestigious annual honor, given to the player who best exemplifies the "inspirational and courageous play"... Younger brother, Vontae, is an NFL cornerback... Born Jan. 31, 1984, in Washington, D.C.

COMMUNITY

Following the 2018 season, Davis was honored by his hometown of Washington D.C. and District Mayor Muriel E. Bowser declared March 12th as "Vernon Davis Day." Founded the Vernon Davis Foundation for the Arts to promote art education and art appreciation among youth from disadvantaged backgrounds. The organization provides scholarships to dedicated art students and grants to deserving nonprofit programs... During the 2018 season, Davis donated more than 500 books and spoke to students at six public schools in the D.C. area as part of his "Read 85" campaign. He has also done work with the National Law Center on Homelessness & Poverty and the Boys and Girls Club of Greater Washington. In 2017, participated in a FITT panel discussion and led a workout with more than 1,000 DCPS seventh grade students, and also welcomed 200 elementary school kids into Redskins locker room at FedExField to meet Santa and take home toys for Christmas at Skins Santa Shoppe... In 2016, participated in Covenant House Sleep Out, sleeping on the streets of Washington, D.C. to raise awareness for money for homeless youth in the area... During 2014 holiday season, teamed up with Capes4Heroes, a non-profit organization that designs capes for children with life threatening illnesses, at El Camino Hospital in Mountain View, Calif... Traveled to Afghanistan and Qatar with five fellow NFL players as part of the NFL-USD tour. Stopped at Al Udeid Air Force Base, 40 miles outside of Doha, Qatar, then traveled on to Bagram Air Force Base in Afghanistan... In March 2010, joined his younger brother, Vontae, and six other NFL players on a humanitarian trip to Uganda and Rwanda to distribute 22,000 hearing aids throughout African regions as part of the Pros for Africa organization... Hosted a football and mentoring clinic at Howard University with his brother in 2010.



YEAR-BY-YEAR STATS

RECEIVING

Year	Team	GP	GS	Rec	Yds	Avg	Lg	TD
2006	SF	10	8	20	265	13.3	52t	3
2007	SF	14	14	52	509	9.8	31	4
2008	SF	16	16	31	358	11.5	57	2
2009	SF	16	16	78	965	12.4	73t	13
2010	SF	16	16	56	914	16.3	66t	7
2011	SF	16	16	67	792	11.8	44	6
2012	SF	16	16	41	548	13.4	53	5
2013	SF	15	15	52	850	16.3	64t	13
2014	SF	14	14	26	245	9.4	29t	2
2015	SF/Den	15	9	38	395	10.4	43	0
2016	Was	16	14	44	583	13.3	44	2
2017	Was	16	16	43	648	15.1	69	3
2018	Was	14	8	25	367	14.7	53t	2
Career		194	178	573	7439	13.0	73t	62

RUSHING

Year	Team	GP	GS	Att	Yds	Avg	Lg	TD
2006	SF	10	8	2	5	2.5	9	0
2007	SF	14	14	0	0	0	0	0
2008	SF	16	16	1	11	11.0	11	0
2009	SF	16	16	0	0	0	0	0
2010	SF	16	16	0	0	0	0	0
2011	SF	16	16	2	-5	-2.5	-2	0
2012	SF	16	16	0	0	0	0	0
2013	SF	15	15	0	0	0	0	0
2014	SF	14	14	1	4	4.0	4	0
2015	SF/Den	15	9	0	0	0	0	0
2016	Was	16	14	0	0	0	0	0
2017	Was	16	16	0	0	0	0	0
2018	Was	16	8	0	0	0	0	0
Career		194	178	6	15	2.5	11	0

ADDITIONAL

Fumbles-Lost: 1-1 in 2006, 1-1 in 2007, 2-1 in 2008, 3-1 in 2011, 1-1 in 2013, 2-2 in 2017

FF-FR: 0-1 in 2006, 0-1 in 2007, 0-1 in 2008

POSTSEASON

Year	Team	GP	GS	Rec	Yds	Avg	Lg	TD
2011	SF	2	2	10	292	29.2	73t	4
2012	SF	3	3	12	254	21.2	44	1
2013	SF	3	3	5	54	10.8	28t	2
2015	Den	3	1	0	0	0	0	0
Career		11	9	27	600	22.2	73t	7

CAREER HIGHS

SINGLE-GAME

Receptions:	10, vs. Tennessee (11/8/09)
Receiving Yards:	180, vs. Arizona (10/13/13)
Long (Receiving):	73t, at St. Louis (1/3/10)
Receiving TD:	3, at Houston (10/25/09)

18

JOSH DOCTSON

WR**6-2 // 205**
4th NFL Season // TCU**DOB: Dec. 3, 1992 // Legacy H.S. (Mansfield, Texas)**

TRANSACTIONS

Originally selected by the Washington Redskins in the first round (22nd overall) of the 2016 NFL Draft.

PRO

Enters 2018 having previously appeared in 33 games with 26 starts, tallying 81 catches for 1,100 yards and eight receiving touchdowns since 2016... In 2016, was the first wide receiver selected by the Redskins in the first round since 2001 (Rod Gardner).

YEAR-BY-YEAR

2018 (REDSKINS)

Appeared in 15 games with 12 starts, amassing 532 yards on 44 receptions with two touchdowns... Recorded 500 or more receiving yards for a consecutive season... Gained 11 yards on one reception in win at ARI [9/9]... Caught four passes for 37 yards vs. IND [9/16]... Contributed on offense in a win vs. GB [9/23]... Inactive in Week 5 at NO [10/8]... Caught three passes for 20 yards in a win vs. CAR [10/14]... Gained 42 yards on three receptions in a win vs. DAL [10/21]... Caught five passes for 49 yards in a win at NYG [10/28]... Finished with three receptions for 31 yards and one touchdown vs. ATL [11/4]... Caught four passes for 46 yards including a 6-yard touchdown reception in a win at TB [11/11]... Gained 32 yards on three receptions vs. HOU [11/18]... Caught six passes for 66 yards at DAL [11/22]... Posted a team-high 51 receiving yards on three receptions at PHI [12/3]... Recorded four receptions for 84 yards vs. NYG [12/9]... Saw action in a win at JAX [12/16]... Caught three passes for 30 yards at TEN [12/22]... Gained 33 yards on two receptions vs. PHI [12/30].

2017 (REDSKINS)

Recorded career highs in games (16), starts (14), receptions (35), receiving yards (502) and receiving touchdowns (team-leading six)... Played offensively vs. PHI [9/10] and in a win at LAR [9/17]... Recorded his first career touchdown on a spectacular 52-yard catch over a defender in a win vs. OAK [9/24]... Caught two passes for 27 yards at KC [10/2]... Recorded an 11-yard touchdown reception in a win vs. SF [10/15]... Caught three passes for 39 yards at PHI [10/23]... Scored a touchdown on a one-yard reception vs. DAL [10/29]... Caught three passes for a then-career-high 59 yards, including a diving 38-yard catch in the final minutes to set up the Redskins' game-winning score at SEA [11/5]... Gained 30 yards on four receptions vs. MIN [11/12]... Talled career highs in yards (81) and receptions (four) at NO [11/19]... Caught a 14-yard touchdown pass among his two receptions for 28 yards in a Thanksgiving night win vs. NYG [11/23]... Caught three passes for 26 yards including a 14-yard touchdown reception at DAL [11/30]. Became the first member of the Redskins to catch a touchdown in back-to-back games since DeSean Jackson in Weeks 11-12 of the 2016 season... Caught three passes for 34 yards at LAC [12/10]... Caught two passes for 16 yards in a win vs. ARI [12/17]... Gained 61 yards on two receptions including a 48-yard touchdown in a win vs. DEN [12/24]... Caught four passes for 37 yards at NYG [12/31].

2016 (REDSKINS)

Limited by injury to two games in his rookie campaign, catching two passes for 66 yards... Made NFL debut vs. PIT [9/12], recording a nine-yard catch... Caught a 57-yard pass vs. DAL [9/18], the longest reception by a Redskins rookie wide receiver since Rod Gardner's 57-yard reception on Dec. 16, 2001... Inactive in Weeks 3-6... Placed on Reserve/Injured list on Oct. 21.

COLLEGE

Played collegiately at TCU from 2013-15 after spending his freshman season at Wyoming in 2011... Recorded 215 career receptions for 3,178 receiving yards with 34 touchdowns in 47 games with the two schools... Finished TCU career with school records in receiving yards (2,785) and touchdown catches (29), and his 180 receptions ranked one shy of the school mark... Caught school-record 79 passes for 1,327 yards in 2015, including a school-record 14 touchdown receptions. Was a consensus First-Team All-American and Biletnikoff Award finalist... As a junior in 2014, was a second-team All-Big 12 selection as he set then-single-season records for receiving yards (1,018) and touchdown catches (11)... Tied for the TCU lead with 36 receptions as a sophomore in 2013, topping the Horned Frogs with 440 receiving yards... Sat out 2012 season, per NCAA transfer rules, prior to walking on at TCU... Posted 35 receptions for 393 yards with five touchdowns as a freshman at Wyoming in 2011.

PERSONAL

Attended Legacy H.S. in Mansfield, Texas, where he earned first-team All-District 5-5A honors as a senior captain... Caught 40 passes for 604 yards and was selected Legacy's Most Valuable Player as a senior. Also earned academic all-district honors as a senior... Rated as a three-star recruit by Rivals.com... Was a three-year letterman in both football and basketball... Son of Tracy Syler-Jones and Michael Jones. Mother ran track at American River College... Has one older brother, Jeremiah, and two sisters, Iman and Ebony... Last name pronounced "DOCK-sun"... Born Dec. 3, 1992.

COMMUNITY

Welcomed 200 elementary school kids into Redskins locker room at FedExField to meet Santa and take home toys for Christmas at Skins Santa Shoppe in December 2017... In 2016, supported local teenage boys and girls experiencing traumatic circumstances with their families at the Burgundy and Gold Banquet, played alongside fans to benefit children in the second annual Redskins Charity Golf Classic, read class favorites to middle school students and also served as a judge for a touchdown dance competition at Raymond Education Campus in Washington, D.C., and walked the runway alongside the Women of Washington to raise money for the WRCF at the second annual Redskins Runway Show.

YEAR-BY-YEAR STATS

RECEIVING

Year	Team	GP	GS	Rec	Yds	Avg	Lg	TD
2016	Was	2	0	2	66	33.0	57	0
2017	Was	16	14	35	502	14.3	52t	6
2018	Was	15	12	44	532	12.1	32	2
Career		33	26	81	1,100	13.6	57	8

ADDITIONAL

Rush: 1 att. for -14 yards in 2017

CAREER HIGHS

SINGLE-GAME

Receptions: 6, at Dallas [11/22/18]
Receiving Yards: 84, vs. NY Giants [12/9/18]
Receiving TD: 1, eight times, last at Tampa Bay [11/11/18]

23

QUINTON DUNBAR

CB**6-2 // 202**
5th NFL Season // Florida**DOB: July 22, 1992 // Booker T. Washington H.S. (Miami, Fla.)**

TRANSACTIONS

Originally entered the NFL with the Washington Redskins as a college free agent on May 11, 2015... Waived on September 5, 2015... Signed to the Redskins' practice squad on September 6, 2015... Signed to the Redskins' active roster on September 29, 2015... Signed multi-year contract extension on January 1, 2018.

PRO

College wide receiver who made the transition to cornerback during his rookie training camp in 2015... Enters 2019 having appeared in 47 career games with 13 starts, recording 104 tackles (93 solo), 27 passes defended, five interceptions, 1.0 sack and one fumble recovery.

YEAR-BY-YEAR

2018 (REDSKINS)

Appeared in seven games, with six starts, and recorded 39 tackles (35 solo), with two interceptions before being placed on the Reserve/Injured list with a leg injury... Tied a team high with five tackles (four solo) and added one interception with a career high three passes defended in win at ARI (9/9)... Registered five solo tackles and one pass defended vs. IND (9/16)... Posted six solo tackles in a win vs. GB (9/23)... Registered six tackles [five solo] and one pass defended at NO (10/8)... Tallied six solo tackles in a win vs. CAR (10/14)... Inactive in Weeks 7-8... Recorded six tackles [five solo], tied a career high with three passes defended and one interception vs. ATL (11/4)... Inactive in Weeks 10-11... Registered four solo tackles and a pass defended at DAL (11/22)... Inactive at PHI (12/3)... Placed on team's Reserved/Injured list with a leg injury in Week 14.

2017 (REDSKINS)

Recorded career highs in games played (15), starts (four), total tackles (28), solo tackles (24) and passes defended (eight)... Played on defense and special teams vs. PHI (9/10) and in a win at LAR (9/17)... Made a solo tackle in a win vs. OAK (9/24)... Recorded four solo tackles at KC (10/2)... Registered a career-high eight tackles [six solo] with two passes defended vs. SF (10/15)... Added four solo tackles and two passes defended at PHI (10/23)... Recorded two solo tackles and two passes defended vs. DAL (10/29)... Posted three solo tackles and a pass defended in a win at SEA (11/5)... Contributed on special teams vs. MIN (11/12)... Inactive with an illness at NO (11/19)... Contributed on defense and special teams in a Thanksgiving night win vs. NYG (11/23)... Recorded a solo tackle at DAL (11/30)... Tallied four tackles (two solo) and a pass defended at LAC (12/10)... Contributed on defense and special teams in a win vs. ARI (12/17)... Posted a solo tackle in a win vs. DEN (12/24)... Played on defense and special teams at NYG (12/31).

2016 (REDSKINS)

Posted then-career highs in games played (14), starts (two), tackles (25, including 23 solo), sacks (one) and fumble recoveries (one). Matched his career highs with one interception and five passes defended... Contributed on special teams vs. PIT (9/12) and vs. DAL (9/18)... Recorded three solo tackles and an interception in a win at NYG (9/25). Also caught a 31-yard pass from punter Tress Way on a fake punt, the Redskins' first successful fake kick of any kind since Week 10 of the 2009 season. Became the first member of the Redskins to record a reception and an interception in the same game since Champ Bailey on Dec. 24, 2000... Started in a win vs. CLE (10/2), adding three tackles (two solo) and his first career

fumble recovery... Tallied five solo tackles in a start in a win at BAL (10/9)... Added a solo tackle in a win vs. PHI (10/16)... Tallied three tackles (two solo) at DET (10/23)... Posted two solo tackles in a tie against CIN (10/30) in London... Added a solo tackle for loss in a win vs. MIN (11/13)... Contributed on defense and special teams in a win vs. GB (11/20)... Made a solo tackle at DAL (11/24)... Tied career high with two passes defended at ARI (12/4)... Posted five solo tackles in a win at PHI (12/11)... Contributed a solo tackle, a sack and two passes defended vs. CAR (12/19)... Inactive with a concussion at CHI (12/24) and vs. NYG (1/1).

2015 (REDSKINS)

Transitioned from wide receiver to cornerback in training camp, impressing coaches with his length and physicality... Appeared in 11 games with one start, recording 12 tackles (11 solo), five passes defended and an interception. Also made his postseason debut... Spent first three weeks of the season on the practice squad... Signed to active roster in Week 4 and made his NFL debut on special teams vs. PHI (10/4)... Contributed on special teams at ATL (10/11)... Made defensive debut at NYJ (10/18), recording a pass defended, in addition to contributing on special teams... Contributed on defense and special teams vs. TB (10/25)... Contributed on special teams vs. NE (11/8)... Inactive vs. NO (11/15)... Contributed on defense and special teams at CAR (11/22)... Recorded two solo tackles and the first interception of his career among his career-high two passes defended in a win vs. NYG (11/29)... Posted two solo tackles vs. DAL (12/7) and in a win at CHI (12/13)... Registered a career-high four tackles [three solo] and a pass defended in a win vs. BUF (12/20)... Notched two solo tackles and a pass defended in a division-clinching win at PHI (12/26)... Inactive with quad injury at DAL (1/3)... Compiled a career-high five solo tackles and defended two passes in NFC Wild Card Round vs. GB (1/10).

COLLEGE

Played wide receiver collegiately at Florida from 2010-14, playing in 49 games with 33 starts and recording 111 career receptions for 1,500 yards with eight touchdowns... As a senior in 2014, started eight of the 11 games in which he appeared, finishing second on the team with 21 receptions for 353 yards with two touchdowns... Started all 12 games as a junior in 2013, ranking second on the team with 40 catches for 548 yards... Played in 13 games, starting eight, as a sophomore in 2012, catching 36 passes for 383 yards and a team-high four touchdown receptions... As a freshman in 2011, started five of the 12 games in which he played, recording 14 receptions for 216 yards with two touchdowns... Made collegiate debut vs. Miami University in 2010 before redshirting.

PERSONAL

Attended Booker T. Washington H.S. in Miami, where he was rated a four-star prospect and the No. 24 wide receiver in the country by Rivals.com... Recorded more than 500 receiving yards as a senior a year after catching 39 passes for 703 yards and seven touchdowns during his junior season... Named All-Dade First Team wide receiver in 2008... Received FSWA 4A All-State honorable mention in 2008... Son of Twa-nette Dunbar... Born July 22, 1992.

COMMUNITY

Paid tribute to active duty members as well as veterans of the armed forces while touring Quantico Marine Base in Prince William County, Va. Visited active-duty service members and Wounded Warriors at the USD Warrior and Family Center in Bethesda, Md., for the second annual Military Appreciation BBQ... Assembled care packages for domestic violence victims at the Fear 2 Freedom event at Redskins Park... Played alongside fans at the inaugural Redskins Golf Classic.

YEAR-BY-YEAR STATS

DEFENSE

Year	Team	G	GS	Tack	Solo	Sack	INT	PD
2015	Was	11	1	12	11	0	1	5
2016	Was	14	2	25	23	1	1	5
2017	Was	15	4	28	24	0	1	8
2018	Was	7	6	39	35	0	2	9
Career		47	13	104	93	1	5	27

*Tackle stats according to STATS, LLC

ADDITIONAL

FF-FR: 0-1 in 2016

REC: 1 rec. for 31 yards (9/25/16 at NYG)

POSTSEASON

Year	Team	G	GS	Tack	Solo	Sack	INT	PD
2015	Was	1	0	5	5	0	0	2
Career		1	0	5	5	0	0	2

CAREER HIGHS

SINGLE-GAME

Total Tackles:	8, vs. San Francisco (10/15/17)
Solo Tackles:	6, three times, last vs. Carolina (10/14/18)
Interceptions:	1, five times, last vs. Atlanta (11/4/18)
Passes Defensed:	3, twice, last vs. Atlanta (11/4/18)

55

CASEY DUNN

C**6-3 // 307**
2nd NFL Season // Auburn**DOB: Oct. 11, 1994 // Hewitt-Trussville H.S. (Trussville, Ala.)**

TRANSACTIONS

Originally entered the NFL with the Washington Redskins as a college free agent on May 14, 2018... Waived by the Redskins on November 9, 2018... Signed to the Redskins practice squad on November 13, 2018... Waived by the Redskins on December 12, 2018... Signed to the Redskins Reserve/Future contract on December 31, 2018.

YEAR-BY-YEAR

2018 (REDSKINS)

Appeared in two games during his rookie season... Inactive in Weeks 1-2... Made career debut and contributed on special teams in a win vs. GB [9/23]... Active but did not play at NO [10/8]... Appeared on special teams in a win vs. CAR [10/14]... Inactive in Weeks 7-9... Released by the Redskins on Nov. 9 and later signed to the practice squad on Nov. 13... Waived on Dec. 13 and later signed to a Reserve/Future contract on Dec. 31.

COLLEGE

Finished his collegiate career at Auburn in 2017 after playing at Jacksonville State from 2013-16... Appeared in 48 career games... Appeared in 12 games for Auburn in 2017 as a graduate transfer, making nine starts at center and helping the Tigers rush for more than 218 yards per game... Was a two-year starter at center for Jacksonville State from 2015-16, earning first-team All-OVC and first-team All-America honors in both seasons... Played in 12 games in 2016, helping Jacksonville State average a conference-best 434.0 total yards per game and 250.6 rushing yards per game... Helped Jacksonville State advance to the FCS title game in 2015, starting all 15 games and helping the Gamecocks to school records in total yards (7,613) and rushing yards (4,511)... Played in four games in 2014 after appearing in five games as a true freshman in 2013.

PERSONAL

Attended Hewitt-Trussville H.S. in Trussville, Ala., where he was named all-metro as a senior team captain in 2012... Helped lead the Huskies to the second round of the state playoffs in 2009... Earned bachelor's degree from Jacksonville State in industrial leadership and also pursued a graduate degree in community planning at Auburn... Son of Charles and Deitra Dunn... Born Oct. 11, 1994.

YEAR-BY-YEAR STATS

GAMES/STARTS

Year	Team	G	GS
2018	Was	2	0
Career		2	0

55

ANDREW EAST

LS**6-2 // 235**
1st NFL Season // Vanderbilt**DDB: Sept. 17, 1991 // North Central H.S. (Indianapolis, Ind.)**

TRANSACTIONS

Originally entered the NFL with the Kansas City Chiefs as an undrafted free agent, signing on May 11, 2015... Released on August 30, 2015... Signed a reserve/future contract with the Seattle Seahawks on January 4, 2016... Waived March 24, 2016... Signed with the Oakland Raiders on April 5, 2016... Waived on August 29, 2016... Signed with the Los Angeles Rams March 13, 2017... Waived May 3, 2017... Re-signed with the Raiders on July 28, 2017... Waived on September 2, 2017... Signed a reserve/future contract with the Raiders on Jan. 19, 2018... Waived on April 9, 2018... Signed with the Jacksonville Jaguars on June 14, 2018... Waived on July 31, 2018... Signed with the Memphis Express of the AAF on November 9, 2018... Signed by the Washington Redskins on December 15, 2018.

PRO

Enters 2019 having appeared in three career regular season games, all with Washington... Contributed after LS Nick Sundberg was placed on Reserved/Injured due to back injury.

YEAR-BY-YEAR

2018 (REDSKINS)

Snapped in the final three contests of the 2018 regular season... Snapped in a win at JAX [12/16], allowing Dustin Hopkins to make three field goals, including the game-winner with less than three minutes remaining... Snapped at TEN [12/22], helping Hopkins kick three field goals over 40 yards... Snapped vs. PHI [12/30].

COLLEGE

Played collegiately at Vanderbilt from 2011-14, snapping in all 51 games that he appeared in... Contributed three tackles in punt coverage his graduate season... Named finalist for the Wuerffel Trophy that honors superior combination of athletics, academics and community service... Named to prestigious 11-member Allstate-American Football Coaches Association (AFCA) national FBS Good Works Team... Maintained all snapping responsibilities in 13 games his redshirt junior season, allowing Carey Spear to convert 15-of-19 field goals and Taylor Hudson to average 42.9 yards as a first-year punter. Also contributed four tackles in punt coverage... Saw snapping action in all 13 games as a redshirt sophomore... Contributed to Carey's record-setting 20 field goals and a career-high 44.9-yard punt average... Credited with two tackles in punt coverage... Team's representative to the SEC Football Community Service Team... Handled all snapping responsibilities as a redshirt freshman... Credited with three tackles... Played a key role in one of the team's most exciting plays of the season, catching a 35-yard pass from punter Ryan Fowler on a fake punt to convert a 4th-and-long situation against Georgia.

PERSONAL

Attended North Central H.S. in Indianapolis, Ind., where he was a three-year starter on defense and special teams... Team captain... Contributed 64 tackles and seven sacks as a first-year starter at defensive end as a senior... Posted 110 tackles as a junior... Named All-Metropolitan Interscholastic Conference... Also started as long snapper for three straight years... Named to the postseason Indiana North-South All-Star Classic... Received Indiana Academic All-State honors... Also lettered in rugby... Majored in mechanical engineering...

COMMUNITY

Assisted several efforts aiding the homeless, including the Wheeler Mission in Indianapolis, Seven Bridges Ministry in Atlanta and Room in the Inn in Nashville... Also earned honors as an Eagle Scout... Mentored recovering addicts at the Hebron Center... Spent a summer working with disadvantaged youth with the Harvest Hands organization in south Nashville... Served as a mission leader helping to improve housing and orphanages in impoverished areas of Peru, Haiti and Mexico as a part of Hope Sports.

YEAR-BY-YEAR STATS

GAMES/STARTS

Year	Team	G	GS
2018	Was	3	0
Career		3	0

22

DESHAUN EVERETT

S**6-0 // 203****5th NFL Season // Texas A&M****DOB: Feb. 22, 1992 // DeRidder (La.) H.S.**

HONOR ROLL

Special Teams Captain [2018]

TRANSACTIONS

Originally entered the NFL with the Tampa Bay Buccaneers as a college free agent on May 4, 2015... Waived by the Buccaneers on July 29, 2015... Signed with the Washington Redskins on August 1, 2015... Waived by the Redskins on September 7, 2015... Signed to the Redskins practice squad on September 8, 2015... Signed to Redskins active roster on October 3, 2015... Re-signed with the Redskins on March 6, 2018.

PRO

Special teams standout who joined the Redskins in training camp in 2015... Enters 2019 having previously appeared in 57 career games with 11 starts, recording 78 tackles (48 solo), seven passes defended, one forced fumble and two interceptions.

YEAR-BY-YEAR

2018 (REDSKINS)

Appeared in 16 games with three starts, recording 17 total tackles (10 solo) and one interception... Played on defense and special teams in a win at ARI [9/9]... Contributed on special teams and defense vs. IND [9/16]... Appeared on defense and special teams and notched one solo tackle on special teams in a win vs. GB [9/23]... Contributed on defense and special teams and added one solo tackle on special teams at NO [10/8]... Contributed on special teams in a win vs. CAR [10/14]... Added one solo tackle on special teams in a win vs. DAL [10/21]... Notched one assisted tackle on special teams in a win at NYG [10/28]... Appeared on defense and special teams vs. ATL [11/4]... Tallied one solo tackle in a win at TB [11/11]... Contributed on defense and special teams vs. HOU [11/18]... Notched two tackles [one solo] at DAL [11/22]... Assisted on one tackle on defense and made one solo tackle on special teams at PHI [12/3]... Tallied one solo tackle and one special teams tackle vs. NYG [12/9]... Started at cornerback and made one special teams tackle at JAX [12/16]... Recorded three tackles [two solo] and two tackles for losses at TEN [12/22]... Started at free safety and recorded nine tackles [five solo] and one interception vs. PHI [12/30].

2017 (REDSKINS)

Played in 14 games, posting career highs in starts (eight), tackles (52), solo tackles (31), passes defended (five) and forced fumbles (one)... Made first career start vs. PHI [9/10], contributing seven tackles [two solo]... Contributed three special teams stops in a win at LAR [9/17]... Registered a pass defended in a win at OAK [9/24]... Made three solo tackles at KC [10/2]... Inactive with a hamstring injury vs. SF [10/15] and at PHI [10/23]... Contributed on defense and special teams vs. DAL [10/29]... Played on defense and special teams in a win at SEA [11/5]... Made three tackles [two solo] vs. MIN [11/12]... Played on special teams at NO [11/19]... Recorded a career-high six tackles [four solo] in a Thanksgiving night win vs. NYG [11/23]... Contributed six tackles [three solo] and a pass defended at DAL [11/30]... Led team with a career-high 11 tackles (six solo) and added a pass defended at LAC [12/10]... Tallied four tackles [three solo] and a pass defended in a win vs. ARI [12/17]... Made two tackles [one solo] and forced a fumble in a win vs. DEN [12/24]... Accrued 10 tackles (seven solo) and a pass defended at NYG [12/31].

2016 (REDSKINS)

Transitioned from cornerback to safety in the offseason... Appeared in all 16 games, contributing four solo tackles and one interception in limited defensive snaps... Played on special teams in Weeks 1-8... After a bye in Week 9, contributed on special teams in Weeks 10-13... Saw his first defensive action of the season in a win at PHI [12/11], recording a solo tackle and his first career interception, stopping a Philadelphia drive in the end zone... Made a solo tackle vs. CAR [12/19]... Posted two solo tackles in a win at CHI [12/24]... Contributed on defense and special teams vs. NYG [1/1].

2015 (BUCCANEERS/REDSKINS)

Signed with the Buccaneers as a college free agent but was waived on July 29... Signed with the Redskins during training camp... Appeared in 11 regular season games and one post-season game at cornerback in his rookie season, recording five tackles (three solo)... Made the Redskins' 53-man roster after final cuts but was waived a day later and signed to the practice squad... Signed to the Redskins' active roster in Week 4 and made his NFL debut on special teams vs. PHI [10/4]... Contributed on special teams at ATL [10/11], at NYJ [10/18] and vs. TB [10/25]... Played on defense and special teams at NE [11/8]. Recorded three tackles (two solo) in a win vs. NO [11/15]... Contributed on defense and special teams at CAR [11/22]... Inactive with a hamstring injury vs. NYG [11/29] and vs. DAL [12/7]... Returned to action on special teams in a win at CHI [12/13]... Contributed on special teams in a win vs. BUF [12/20]... Made two special teams tackles in a division-clinching win at PHI [12/26]... Posted two tackles [one solo] in regular season finale at DAL [1/3]... Contributed on special teams in NFC Wild Card Round vs. GB [1/10].

COLLEGE

Played collegiately at Texas A&M from 2011-14, appearing in 50 career games. Recorded 218 total tackles (123 solo), 26 passes defended, five interceptions and a fumble recovery during his career with the Aggies... As a senior in 2014, ranked second on the team with 73 stops including a team-high 45 solo tackles while starting every game at cornerback... Started nine games as a junior in 2013, recording defensive touchdowns in back-to-back games with a 12-yard fumble recovery against SMU and a career-long 34-yard pick-six at Arkansas... As a sophomore in 2012, started in 12 of 13 games, seeing action at cornerback and safety but missing one game due to injury. Intercepted QB A.J. McCarron at the goal line to stop a late Tide rally in the Aggies' 29-24 upset win at No. 1 Alabama... Was a reserve and special teamer as a true freshman in 2011... Majored in agricultural leadership and development.

PERSONAL

Attended DeRidder (La.) H.S., where he was a two-time All-Louisiana selection... Posted 130 tackles (10 for loss), three sacks and an interception as a senior. Also amassed 618 rushing yards and seven touchdowns on 72 carries on offense... Named PrepStar All-region... Ranked No. 27 in Louisiana by SuperPrep and was a three-star recruit by Rivals.com... Full name: Deshaun Dontee' Everett... First name pronounced "de-SHAU-zor"... Guardians are Monica and Joseph Bolden... Born Feb. 22, 1992.

YEAR-BY-YEAR STATS

DEFENSE

Year	Team	G	GS	Tack	Solo	Sack	INT	PD
2015	Was	11	0	5	3	0	0	0
2016	Was	16	0	4	4	0	1	1
2017	Was	14	8	52	31	0	0	5
2018	Was	16	3	17	10	0	1	1
Career		57	11	78	48	0	2	7

*Tackle stats according to STATS, LLC

ADDITIONAL

FF-FR: 1-0 in 2017

POSTSEASON

Year	Team	G	GS	Tack	Solo	Sack	INT	PD
2015	Was	1	0	0	0	0	0	0
Career		1	0	0	0	0	0	0

CAREER HIGHS

SINGLE-GAME

Total Tackles:	11, at LA Chargers (12/10/17)
Solo Tackles:	7, at NY Giants (12/31/17)
Interceptions:	1, twice, last vs. Philadelphia (12/30/18)
Passes Defensed:	1, seven times, last vs. Philadelphia (12/30/18)
Forced Fumbles:	1, vs. Denver (12/24/17)

41

MATT FLANAGAN

TE**6-6 // 265****1st NFL Season // Pittsburgh****DOB: March 26, 1995 // West Morris H.S. (Mendham, N.J.)**

TRANSACTIONS

Originally entered the NFL with the Washington Redskins as a college free agent on May 2, 2018... Released by the Redskins on September 1, 2018... Signed to Redskins practice squad on September 2, 2018... Promoted to the active roster on December 15, 2018.

YEAR-BY-YEAR

2018 (REDSKINS)

Appeared in three games with one start and recorded one reception for 14 yards during his rookie season... Spent first 14 weeks on the team's practice squad... Signed to the active roster in Week 15... Made NFL debut and recorded first career start in win at JAX (12/16)... Contributed on offense and special teams at TEN (12/22)... Recorded one reception for 14 yards vs. PHI (12/30).

COLLEGE

Finished his collegiate career at Pittsburgh in 2017 after playing at Rutgers from 2013-16... Appeared in 43 games in total, catching 35 passes for 305 yards with three touchdowns... Started the first nine games of the season as a graduate transfer at Pitt in 2017, catching 17 passes for 160 yards for the Panthers... Played in 33 career games at Rutgers, making 17 starts for the Scarlet Knights... Caught six passes for 29 yards in 2016... Posted 11 receptions for 110 yards with three receiving touchdowns in 2015... Recorded his first career catch for six yards in 2014... Redshirted in 2013... Was a four-time academic all-conference selection, including three years Academic All-Big Ten at Rutgers and Academic All-ACC in his lone season at Pitt.

PERSONAL

Attended West Morris H.S. in Mendham, N.J., where he was an all-county and all-conference selection at tight end... Was a three-year starter for the Minutemen... Compiled 22 receptions for 273 yards (12.4 avg.) and two touchdowns as a senior captain and team MVP... Was a three-year member of the track and field team, throwing the shot put, discus and javelin... Also played basketball and lacrosse... Graduated from Rutgers with bachelor's degree in biological sciences with a minor in entrepreneurship and pursued his MBA at Pitt... Son of Michael and Jeannine Flanagan... Born March 26, 1995.

YEAR-BY-YEAR STATS

RECEIVING

Year	Team	GP	GS	Rec	Yds	Avg	Lg	TD
2018	Was	3	1	1	14	14.0	14	0
Career		3	1	1	14	14.0	14	0

77



ERECK FLOWERS SR.

OL

6-6 // 330

5th NFL Season // Miami

DOB: April 25, 1994 // Miami [Fla.] Norland H.S.

TRANSACTIONS

Originally selected by the New York Giants in the first round [9th overall] of the 2015 NFL Draft... Released by the Giants on October 9, 2018... Signed with the Jacksonville Jaguars on October 12, 2018... Entered free agency on March 13, 2019... Signed with the Washington Redskins as an unrestricted free agent on March 18, 2019.

PRO

Enters 2019 having appeared in 59 games with 55 starts from 2015-18... Started at left tackle in all 46 regular season games and one postseason game in which he played in his first three seasons.

YEAR-BY-YEAR

2018 [GIANTS/JAGUARS]

Played in five games with two starts for the Giants... Started at right tackle vs. JAX [9/9], allowing running back Saquon Barkley to run for a 68-yard touchdown in his NFL debut... Started at right tackle at DAL [9/16]... Contributed at right tackle in the win at HOU [9/23], helping Eli Manning throw for 297 yards and complete 86.2 percent of his passes... Played at right tackle vs. NO [9/30]... Played at right tackle at CAR [10/7], helping the Giants score three touchdowns and compile 383 yards in the air, including a 57-yard touchdown throw from WR Odell Beckham Jr. to Barkley... Played in seven games, all starts for the Jaguars, allowing only one sack... Started at left tackle against PIT [11/18] in his debut as a Jaguar... Started at left tackle at BUF [11/25], allowing the offense to rush for a season-high 226 yards with 333 yards of total offense... Started at left tackle in a win over IND [12/2]... Started at left tackle at TEN [12/6], helping quarterback Cody Kessler notch a season-high of 240 passing yards... Started at left tackle vs. WAS [12/16]... Started at left tackle at MIA [12/23], allowing the offense to gain 244 total yards... Rounded out the season with his seventh consecutive start at HOU [12/30].

2017 [GIANTS]

Started the first 15 games at left tackle before missing the season finale vs. WAS [12/31] with a groin injury, ending his streak of consecutive regular-season starts at 44... Started at left tackle at DAL [9/10] and vs. DET [9/18]... Started at PHI [9/24], allowing Manning to throw for the second-most yards (366) and touchdowns (three) of the season... Started at left tackle at TB [10/1] and vs. LAC [10/8]... Started at left tackle at DEN [10/15] in the Giants' first win of the season... Started at left tackle vs. SEA [10/22] and LAR [11/5] and at SF [11/12]... Started at left tackle in the overtime win over KC [11/19]... Started at left tackle at WAS [11/23] and vs. DAL [12/10]... Started at left tackle vs. PHI [12/17], allowing Manning to throw for a season-high 434 and his fourth-most of his career... Finished out the season with a start at left tackle at ARI [12/24].

2016 [GIANTS]

Started all 16 regular-season games and the NFC Wild Card Game at left tackle... Was a mainstay on an offensive line that allowed only 22 regular-season sacks, ranking behind only Oakland (19) and Pittsburgh (21)... Started at left tackle in the close win at DAL [9/11], allowing Manning to throw for three touchdowns all in the red zone... Started at left tackle in the win over NO [9/18]... Started at left tackle against WAS [9/25], helping Manning rack up 350 yards with only seven incompletions... Started at left tackle at MIN [10/3] and at GB [10/9]... Started at left tackle in the first win of a six-game win

streak vs. BAL [10/16], allowing Manning to notch 403 yards with three touchdowns, including a career-high 222 reception yards for Beckham Jr., accompanying a 75-yard and 66-yard touchdown... Started at left tackle in the win at LAR [10/23]... Started at left tackle in win vs. PHI [11/6] with four touchdowns from Manning... Started at left tackle with wins vs. CIN [11/14], CHI [11/20] and at CLE [11/27]... Started at left tackle at PIT [12/4]... Started at left tackle in win over DAL [12/11], including a 61-yard touchdown pass to Beckham Jr... Started at in win vs. DET [12/18] and at PHI [12/22]... Rounded out the regular season with a start at left tackle in a win at WAS [1/1]... Started at left tackle in the NFC Wild Card Game at GB [1/8].

2015 [GIANTS]

Started 15 games at left tackle as a rookie... Was a key component on a line that helped the Giants finish sixth in the NFL in scoring (26.3 points a game) and eighth in total yards (372.3 a game), also helping Manning throw a career-high 35 touchdown passes while setting a franchise record with 387 completions... Started at left tackle vs. ATL [9/20], allowing Beckham Jr. to compile 146 receiving yards on only seven receptions... Started at left tackle in win over WAS [9/24] and at BUF [10/4]... Started at left tackle in win vs. SF [10/11], helping the offense to rack up the most net yards (525) since 2012 (604)... Started at left tackle at PHI [10/19]... Started at left tackle in win vs. DAL [10/25]... Started at left tackle in win at NO [11/1], allowing the team to score the most points (49) since 2012 (52), alongside Manning's career-high six touchdowns... Started at left tackle in win at TB [11/8]... Started at left tackle against NE [11/15], where Manning recorded a career-high 87-yard touchdown to Beckham Jr. with 361 passing yards... Started at left tackle at WAS [11/29] and in an overtime game vs. NYJ [12/6]... Started at left tackle in a win at MIA [12/14], helping Manning throw for 337 yards with four touchdowns, including an 84-yard score to Beckham Jr... Started at left tackle against CAR [12/20] with a consecutive four-touchdown performance from Manning... Finished out the season with starts at MIN [12/27] and vs. PHI [1/3].

COLLEGE

Played collegiately at Miami, appearing in 38 games with 28 starts from 2012-14... Started four games at right tackle and 24 at left tackle... Played in 12 games with 11 starts at left tackle as a junior. Selected All-Atlantic Coast Conference by the league's coaches and the Atlantic Coast Sports Media Association. Suffered a knee injury vs. Virginia Tech that resulted in his string of 21 consecutive starts being snapped, but helped the offense gain 492 yards in his return. Major contributor to a line that allowed 21 sacks, the 29th fewest total in the Football Subdivision ranks... Was one of three linemen to start every game as a sophomore. Allowed the Hurricanes to generate 5,536 yards in total offense with no sacks... Started the first four games of the season as a true freshman as only one of 10 freshmen to start a game for Miami in 2012.

PERSONAL

Attended Norland High School in Miami, Fla., where he was rated a top-200 player in the country... Helped lead the team to an undefeated record and the state Class 5A championship... Majored in criminology... Son of Everald Flowers and Tanya Stokes... Born April 25, 1994.

YEAR-BY-YEAR STATS**GAMES/STARTS**

Year	Team	G	GS
2015	NYG	15	15
2016	NYG	16	16
2017	NYG	15	15
2018	NYG/JAX	13	9
Career		59	55

POSTSEASON

Year	Team	G	GS
2016	NYG	1	1
Career		1	1

50

MARQUIS FLOWERS

LB**6-2 // 250****6th NFL Season // Arizona****DOB: Feb. 16, 1992 // Millennium H.S. [Phoenix, Ariz.]**

TRANSACTIONS

Originally selected by the Cincinnati Bengals in the sixth round [212th overall] of the 2014 NFL Draft... Placed on Injured/Reserve list on September 6, 2015... Traded to the New England Patriots on August 29, 2017... Entered free agency on March 14, 2018... Re-signed with the Patriots as an unrestricted free agent on March 23, 2018... Released from the Patriots on September 1, 2018... Signed with the Detroit Lions on September 3, 2018... Waived by the Lions on October 10, 2018... Signed with the Washington Redskins on December 26, 2018.

PRO

Enters 2019 having appeared in 53 career games with three starts from 2014-18... Recorded 36 tackles (26 solo), 3.5 sacks, 5.0 tackles for loss, two passes defended, four quarterback hits, one forced fumble and one fumble recovery in his four seasons.

YEAR-BY-YEAR

2018 [LIONS]

Played in five games, registering an assisted tackle vs. NYJ [9/10]... Saw time at SF [9/16]... Made a special teams tackle in a win over NE [9/23]... Appeared at DAL [9/20] and in a win against GB [10/7].

2017 [PATRIOTS]

Played in all 16 regular-season games with two starts... Tallied 30 tackles, 3.5 sacks, 5.0 tackles for loss, four quarterback hurries, one pass defended, one forced fumble and two special teams tackles... Appeared in all three postseason contests as a reserve and posted six tackles and one sack... Saw time in the season-opener vs. KC [9/7]... Recorded a special teams tackle in win at NO [9/17]... Made another special teams tackle alongside an assisted tackle in win over HOU [9/24]... Had a solo tackle vs. CAR [10/1]... Appeared in the wins that began an eight-game winning streak at TB [10/5], at NYJ [10/15] and vs. ATL [10/22]... Registered a solo tackle in win vs. LAC [10/29]... Added a pass deflection in win at DEN [11/12]... Tallied four solo tackles and a forced fumble in a win at OAK [11/19]... Made a solo tackle in win at MIA [11/26]... Had two solo tackles in win at BUF [12/3]... Started at linebacker at MIA [12/11], recording five tackles (four solo) with a stuff for three yards and a tackle for loss... Added a tackle in win at PIT [12/17]... Started in win vs. BUF [12/24], notching 10 tackles (five solo), 2.5 sacks for seven yards, one stuff for two yards, three quarterback hurries and 3.0 tackles for loss... Finished out the regular season with four solo tackles, a sack for eight yards, a quarterback hurry and a tackle for loss in win over NYJ [12/31]... Contributed in the Patriots' Divisional win over TEN [1/13] with four solo tackles, a sack for eight yards, one quarterback hurry and a tackle for loss... Had an assisted tackle in Conference win vs. JAX [1/21]... Made a tackle for a loss in the Super Bowl vs. PHI [2/4].

2016 [BENGALS]

Played in all 16 regular-season games as a reserve, primarily on special teams, finishing third on the team with eight special teams tackles... Recorded a special teams tackle in the win at NYJ [9/11] and at PIT [9/18]... Saw time vs. DEN [9/25]... Made a special teams tackle in a win vs. MIA [9/29]... Registered two special teams tackles at DAL [10/9], tied for team-leading... Appeared at NE [10/16] and in a win against CLE [10/23]... Had a fumble recovery in overtime tie vs. WAS [10/30]... Added one special teams tackle at NYG [11/14] and vs. BUF [11/20]... Played in contest at BAL [11/27]... Recorded a special teams tackle in win over PHI [12/4]... Saw time in

win at CLE [12/11], vs. PIT [12/18], at HOU [12/24] and in the win vs. BAL [1/1].

2015 [BENGALS]

Placed on Reserve/Injured list with an undisclosed injury.

2014 [BENGALS]

Played in all 16 regular-season contests with one start, posting five tackles on defense and three on special teams with one pass defended... Appeared in the first three games, all wins, of the season at BAL [9/7], vs. ATL [9/14] and over TEN [9/21]... Saw time at NE [10/5] and in an overtime tie vs. CAR [10/12]... Compiled a season-high four tackles (two solo), one assisted on special teams at IND [10/19]... Had a pass defended in win vs. BAL [10/26]... Made a special teams tackle in win over JAX [11/2]... Played against CLE [11/6], in win at NO [11/16], in win at HOU [11/23], in win at TB [11/30], vs. PIT [12/7] and at CLE [12/14]... Had first career-start at linebacker vs. DEN [12/22], adding a solo tackle and assisted tackle on special teams... Saw time in final regular-season contest at PIT [12/28]... Notched five tackles (three solo) in AFC Wild Card game at IND [1/4].

COLLEGE

Played collegiately at Arizona from 2010-12, appearing in 50 games with 35 starts... Posted 272 career tackles, 7.5 sacks, five interceptions, five forced fumbles, two fumble recoveries and eight passes defended... Led the team in tackles for loss with 13.0 for 57 yards as a junior. Was second on the team in tackles with 100 (57 solo) alongside 5.5 sacks, three forced fumbles and one fumble recovery, three interceptions and three pass breakups... Played in 11 games with nine starts in the secondary as a sophomore. Logged 68 tackles (53 solo), 3.0 tackles for a loss, one sack, one interception, a fumble recovery and three pass breakups... Appeared in all 13 games as a true freshman, predominantly on special teams. Collected 11 total stops, six solo.

PERSONAL

Attended Millennium H.S. in Phoenix, Ariz., where he was named NewsTribute.com Western 100, Long Beach Press-Telegram Best in the West Honorable Mention, Prep-Star Dream Team All-American, All-Arizona Republic First-Team and First-Team All-Class 5A... USA Today Tom Lemming's Top-25 Safety... Compiled 46 tackles, four passes defended, a field-goal block and two interceptions as a senior... Rushed offensively for 1,247 yards and 16 touchdowns while catching 13 passes for 162 yards... Had 150-plus tackles as an underclassman, rushing for 932 yards and eight touchdowns on offense as a sophomore... Majored in social behavior and human understanding... Son of Shawn and Adarin Flowers... Has three children Braylen, Allianah, and Ziyah... Born on Feb. 16, 1992.

YEAR-BY-YEAR STATS

DEFENSE

Year	Team	G	GS	Tack	Solo	Sack	INT	PD
2014	Cin	16	1	5	3	0	0	1
2016	Cin	16	0	0	0	0	0	0
2017	NE	16	2	30	23	3.5	0	1
2018	Det	5	0	1	0	0	0	0
Career		53	3	36	26	3.5	0	2

*Tackle stats according to STATS, LLC

ADDITIONAL

FF-FR: 0-1 in 2016, 1-0 in 2017

POSTSEASON

Year	Team	G	GS	Tack	Solo	Sack	INT	PD
2014	Cin	1	0	5	3	0	0	0
2017	NE	3	0	6	5	1.0	0	0
Career		4	0	11	8	1.0	0	0

CAREER HIGHS

SINGLE-GAME

Total Tackles:	10, vs. Buffalo (12/24/17)
Solo Tackles:	5, vs. Buffalo (12/24/17)
Sacks:	2.5, vs. Buffalo (12/24/17)
Passes Defended:	1, twice, last at Denver (11/12/17)
Forced Fumbles:	1, at Oakland (11/19/17)
Fumble Recoveries:	1, vs. Washington (10/30/16)

54

MASON FOSTER

LB**6-1 // 240**
9th NFL Season // Washington**DOB: March 1, 1989 // Seaside [Calif.] H.S.****HONOR ROLL**

Defensive Captain (2018)

TRANSACTIONS

Originally selected by the Tampa Bay Buccaneers in the third round (84th overall) of the 2011 NFL Draft... Signed with the Chicago Bears as an unrestricted free agent on March 25, 2015... Released by the Bears on September 5, 2015... Signed with the Washington Redskins on September 29, 2015... Re-signed with the Redskins on March 9, 2016... Re-signed with the Redskins on January 25, 2018.

PRO

Initially joined the Redskins in Week 4 of the 2015 season... Enters 2019 having previously appeared in 107 games with 92 starts... Compiled 659 tackles (455 solo), 20 passes defended, 8.5 sacks, eight interceptions (two returned for touchdowns), four forced fumbles and six fumbles recovered in his first eight NFL seasons with Tampa Bay (2011-14) and Washington (2015-18).

YEAR-BY-YEAR**2018 (REDSKINS)**

Started in all 16 games for the second time in his career, registering 131 total tackles (81 solo), four passes defended, two interceptions, two fumble recoveries and one sack... Appeared on defense and special teams and tied a team high with five tackles (three solo) in win at ARI (9/9)... Recorded a team high with 12 tackles (eight solo), one tackle for loss and one pass defended vs. IND (9/16)... Registered a game-high 10 tackles (two solo) in a win vs. GB (9/23)... Finished with a team-high 10 tackles (six solo) at NO (10/8) and recorded double-digit tackles for a third consecutive week for the longest streak in his career... Recorded five tackles (four solo), one tackle for loss and one fumble recovery in a win vs. CAR (10/14)... Tied a team high with nine tackles (six solo) in a win vs. DAL (10/21)... Finished with a team-high 13 tackles (nine solo) and one tackle for loss and recorded 10 or more tackles in four games in a win at NYG (10/28)... Tallied five tackles (three solo) vs. ATL (11/4)... Finished with a team-high 10 tackles (eight solo) in a win at TB (11/11)... Registered 10 tackles (nine solo), one interception, one pass defended and one fumble recovery vs. HOU (11/18)... Recorded eight tackles (two solo) at DAL (11/22)... Contributed five solo tackles at PHI (12/3)... Notched six tackles (four solo), one interception and one pass defended vs. NYG (12/9)... Recorded seven tackles (four solo) at JAX (12/16)... Finished with a team high nine tackles (four solo) and one sack for a loss of seven yards and one pass defended at TEN (12/22). The sack was his first of the year... Recorded eight tackles (six solo) vs. PHI (12/30).

2017 (REDSKINS)

Limited by injury to five games with four starts, recording 30 tackles (22 solo), an interception, a fumble recovery and a half-sack... Registered nine tackles (eight solo) and a fumble recovery vs. PHI (9/10)... Recorded six tackles (three solo) and a game-clinching interception in a win at LAR (9/17). The interception was Foster's first as a member of the Redskins and his first since Dec. 8, 2013, as a member of the Tampa Bay Buccaneers. Foster now has six career interceptions. The pick gave him a takeaway in back-to-back games for the first time in his career... Inactive with a shoulder injury vs. DAK (9/24)... Contributed seven tackles (six solo) at KC (10/2)... Added two tackles (one solo) in a win vs. SF (10/15)... Posted six tackles (four solo) including a half-sack at PHI (10/23)... Placed on

Reserve/Injured list with a shoulder injury on Oct. 28

2016 (REDSKINS)

Appeared in all 16 games with 13 starts, compiling a career-high and team-leading 123 tackles (88 solo). Also contributed three passes defended, one forced fumble and a sack... Recorded a then-career-high and team-high 14 tackles (nine solo, two for loss) in a start vs. PIT (9/12)... Tied for team-high with 10 tackles (four solo) vs. DAL (9/18)... Posted five solo tackles in a win at NYG (9/25)... Notched five tackles (three solo) in a win vs. CLE (10/2)... Recorded seven solo tackles in a win at BAL (10/9)... Tallied five tackles (three solo) in a win vs. PHI (10/16)... Posted five tackles (two solo) and a pass defended at DET (10/23)... Recorded four tackles (three solo) and forced a fumble on special teams in a tie against CIN (10/30) in London... Led team with nine tackles (six solo) and a pass defended in a win vs. MIN (11/13)... Contributed defensively in a win vs. GB (11/20)... Added five tackles (three solo) at DAL (11/24)... Recorded four tackles (two solo) at ARI (12/4)... Posted 12 solo tackles (three for loss) and a sack in a win at PHI (12/11)... Tied for team lead with 13 tackles (seven solo) vs. CAR (12/19)... Led Redskins with eight tackles (seven solo) in a win at CHI (12/24)... Posted a career-high 17 tackles (15 solo) and a pass defended on fourth down vs. NYG (1/1). His 17 tackles were the most credited by the NFL to a member of the Redskins in a single game since Oct. 7, 2012 (20, London Fletcher).

2015 (BEARS/REDSKINS)

Spent the offseason with the Bears after signing with Chicago as an unrestricted free agent on March 25... Released by the Bears during final cuts... Signed with the Redskins in Week 4 and played in 13 regular season games (with five starts), posting 34 tackles (24 solo), a forced fumble and a fumble recovery. Also started one postseason contest... Made Redskins debut vs. PHI (10/4)... Contributed on special teams at ATL (10/11) and at NYJ (10/18)... Played on defense and special teams vs. TB (10/25) and at NE (11/8)... Registered an assisted tackle vs. NO (11/15) and at CAR (11/22)... Contributed on special teams vs. NYG (11/29)... Made first start as a member of the Redskins vs. DAL (12/7), tying for the team lead with seven tackles (four solo) and recording a forced fumble and a fumble recovery... Tied for team lead with six solo tackles in a win at CHI (12/13)... Made six tackles (three solo) in a win vs. BUF (12/20)... Recorded seven tackles (six solo) in a division-clinching win at PHI (12/26)... Posted five tackles (four solo) in regular season finale at DAL (1/3)... Compiled eight tackles (five solo, two for loss) in postseason debut in NFC Wild Card Round vs. GB (1/10).

2014 (BUCCANEERS)

Started all 10 games in which he appeared, recording 62 tackles (40 solo) and two passes defended... Opened season with nine tackles (five solo) vs. CAR (9/7)... Added two solo tackles vs. STL (9/14)... Missed Weeks 3-5 before recording eight tackles (five solo, one for loss) in his return vs. BAL (10/12)... Posted seven tackles (three solo) at CLE... Matched season high with nine tackles (six solo) vs. ATL (11/9)... Had five tackles (three solo) and a pass defended vs. WAS (11/16)... Recorded eight tackles (seven solo) at CHI (11/23)... Made six tackles (four solo) vs. CIN (11/30)... Did not play in Weeks 14-15 or Week 17... Had a solo tackle and an assisted tackle vs. GB (12/21).

2013 (BUCCANEERS)

Was one of 10 NFL players to have 90+ tackles, 2+ sacks and 3+ interceptions, and was one of two players in that group with two touchdowns... Tied for the NFL lead in interception return touchdowns (two). His 122 interception return yards

54 MASON FOSTER

were the sixth-most in the NFL and the second-most in a season by a Buccaneers linebacker, trailing only Derrick Brooks' 218 in 2002... Started at NYJ (9/8), recording eight tackles, including one for loss, a career-high two sacks and one forced fumble... Against NO (9/15), posted seven tackles, two passes defended and an interception of Drew Brees, which he returned 85 yards for his first career touchdown... Recorded eight tackles at NE (9/22)... Posted five tackles, including one for loss, and a pass defended vs. ARI (9/29)... Registered five tackles and a pass defended vs. PHI (10/13)... Notched four tackles at ATL (10/20)... Recorded five tackles vs. CAR (10/24)... Registered four tackles at SEA (11/3)... Collected six tackles (two for loss) vs. MIA (11/11)... Intercepted Matt Ryan and returned it 37 yards for a touchdown vs. ATL (11/17)... Missed first game of his career at DET (11/24)... Returned to action at CAR (12/1) and notched nine tackles... Led team with nine tackles and recorded one interception vs. BUF (12/8)... Collected seven tackles vs. SF (12/15)... Notched seven tackles, including two for loss, at STL (12/22)... Tallied three tackles and a pass defended at NO (12/29).

2012 (BUCCANEERS)

Started all 16 contests, ranking second on the team with a career-high 104 tackles... Added one interception, one pass defended, a career-high 13 tackles for loss and a fumble recovery... Recorded his first sack and fumble recovery of the season at MIN (10/25)... Registered another sack vs. SD (11/11).

2011 (BUCCANEERS)

Played in all 16 contests with 15 starts during rookie season, collecting 83 tackles, two sacks, one interception, five tackles for loss, two passes defended, one forced fumble and one fumble recovery... Made NFL debut vs. DET (9/11)... Recorded first career start a week later at MIN (9/18), posting his first career 10-tackle game including his first career sack and first career forced fumble. Finalist for Pepsi Rookie of the Week... Recorded a seven-yard sack among five tackles vs. ATL (9/25)... Recovered a fumble at SF (10/9)... Notched first career INT at JAX (12/11), picking off Blaine Gabbert.

COLLEGE

Started 41 of the 50 games in which he appeared at Washington from 2007-10, totaling 378 career tackles, including 241 solo tackles, 38.5 TFL, 10.5 sacks, 15 passes defended, eight forced fumbles, four fumble recoveries, one blocked kick, and four interceptions, including one for a touchdown... Served as a team captain in 2010, starting all 13 games. His 163 tackles in 2010 ranked first in the Pac-10 and second in the nation, and his career 378 tackles ranked eighth in school history... Named Defensive MVP of the 2010 Holiday Bowl win over Nebraska with 12 total tackles, including 3.0 tackles for loss and 2.0 sacks... Named first-team All-America by Scout.com and Rivals.com, in addition to being named first-team All-Pac-10 and Associated Press third-team honors his senior season... Set a school record and led the Pac-10 with six forced fumbles in 2009, the third-most in the nation... Named Huskies' Defensive MVP as a sophomore, after leading the Pac-10 in tackles per game (8.75) and earning Washington defensive player of the week honors four times... One of seven true freshmen to see action in 2007, playing in all 13 games and starting four... Invited to play in the 2011 Senior Bowl.

PERSONAL

Attended Seaside (Calif.) H.S., where he played linebacker and quarterback and was named the Monterey County Player of the Year by the Monterey Herald... Named an All-Central Coast Section first-team linebacker by the San Jose Mercury News and was also an all-league first-teamer as a junior... Led Seaside to a 12-1 overall record, a 5-0 league record, a Monterey Bay league title and the CIF Central Coast Section small school championship in 2006... Was a first-team all-state honoree at linebacker... Completed 68-of-105 passes for 951

yards and 12 touchdowns, carried the ball 105 times for 657 yards and 11 touchdowns, notched one receiving touchdown and had 158 total tackles, eight sacks and five interceptions, two of which he returned for touchdowns that season. Also scored on kickoff returns of 95 and 97 yards... Ranked the No. 68 linebacker recruit in the country by Rivals... Majored in American ethnic studies... Son of William and Margarette Foster... Born March 1, 1989.

YEAR-BY-YEAR STATS

DEFENSE

Year	Team	G	GS	Tack	Solo	Sack	INT	PD
2011	TB	16	15	83	57	2	1	2
2012	TB	16	16	104	80	2	1	1
2013	TB	15	13	92	63	2	3	7
2014	TB	10	10	62	40	0	0	2
2015	Was	13	5	34	24	0	0	0
2016	Was	16	13	123	88	1	0	3
2017	Was	5	4	30	22	0.5	1	1
2018	Was	16	16	131	81	1	2	4
Career		107	92	659	455	8.5	8	20

*Tackle stats according to STATS, LLC

ADDITIONAL

FF-FR: 1-1 in 2011, 0-1 in 2012, 1-0 in 2013, 1-1 in 2015, 1-0 in 2016, 0-1 in 2017, 0-2 in 2018
INT TD: 2 in 2013

POSTSEASON

Year	Team	G	GS	Tack	Solo	Sack	INT	PD
2015	Was	1	1	8	5	0	0	0
Career		1	1	8	5	0	0	0

CAREER HIGHS

SINGLE-GAME

Total Tackles:	17, vs. NY Giants (1/1/17)
Solo Tackles:	15, vs. NY Giants (1/1/17)
Sacks:	2, at the NY Jets (9/8/13)
Interceptions:	1, eight times, last vs. New York (12/09/18)
Interception TD:	1, twice, last vs. Atlanta (11/17/13)
Passes Defended:	2, vs. New Orleans (9/15/13)
Forced Fumbles:	1, four times, last at Cincinnati (10/30/16)
Fumble Recoveries:	1, six times, last vs. Houston (11/18/18)

56



REUBEN FOSTER

LB

6-1 // 235
3rd NFL Season // Alabama

DOB: April 4, 1994 // Auburn [Ala.] H.S.

TRANSACTIONS

Originally selected by the San Francisco 49ers in the first round [31st overall] of the 2017 NFL Draft... Suspended for two games by the 49ers on July 3, 2018... Waived by the 49ers on November 25, 2018... Claimed on waivers by the Washington Redskins on November 27, 2018... Placed on the Exempt/Commissioner's Permission list on November 28, 2018... Lifted from the Exempt/Commissioner's List on April 12, 2019.

PRO

Enters 2019 on Reserved/Injured for the season after he suffered a torn ACL in the offseason... Appeared in 16 games with starts in all with San Francisco... Credited with 101 tackles [84 solo], two passes defended, seven quarterback hits and 10 tackles for loss in his first two seasons in San Francisco from 2017-18.

YEAR-BY-YEAR

2018 [49ERS]

Suspended for first two games of the season at MIN [9/9] and vs. DET [9/16]... Recorded seven tackles [six solo] and a pass deflection at KC [9/23]... Added another seven tackles, five unassisted with a quarterback hurry and a tackle for loss at LAC [9/30]... Contributed three solo tackles, one for a loss vs. ARI [10/7]... Notched nine tackles [eight solo] with a tackle for loss at GB [10/15]... Made two solo tackles vs. LAR [10/21]... Had one solo tackle and a quarterback hurry at ARI [10/28].

2017 [49ERS]

Started all nine games in which he appeared, finishing second on the team with 72 tackles [59 solo] and a pass deflection... Recorded 64 tackles in Weeks 9-17 and led all NFL rookies over that time span, including the team's Week 11 bye... Earned NFL Defensive Rookie of the Month honors for the month of November after leading all rookies in total tackles [30]... All-Rookie Team... Recorded double-digit tackles in consecutive games with 14 vs. ARI [11/5] and vs. NYG [11/12] for the first time in his career... Registered three solo tackles and a pass deflection in his NFL debut against CAR [9/10]... Inactive for five games at SEA [9/17], vs. LAR [9/21], at ARI [10/1], at IND [10/8] and at Was [10/15] due to ankle injury... Contributed five tackles (two solo) vs. DAL [10/22]... Inactive at PHI [10/29] due to ankle and rib injury... Returned with a career and season-high 14 tackles [13 solo] vs. ARI [11/5]... Followed with another double-digit performance of 10 tackles, six unassisted for San Francisco's first win of the season vs. NYG [11/12]... Added six solo tackles vs. SEA [11/26]... Made seven solo tackles in the first of five straight wins to end the season at CHI [12/3]... Notched eight tackles (seven solo) in the win at HOU [12/10]... Continued his strong performances with nine tackles, eight unassisted to win over TEN [12/17]... Had five solo tackles, a tackle for loss and a quarterback hurry in win over JAX [12/24]... Finished out the season on a five-game win streak with five tackles [two solo] at LAR [12/31].

COLLEGE

Played collegiately at Alabama, appearing in 51 games with 24 starts from 2013-16... Recipient of the 2016 Butkus Award as the nation's best linebacker... Unanimous first team All-American... Nagurski Trophy finalist... Leader and signal caller of a defense that led the nation in rush defense (63.9 ypg) and scoring defense (13.0 ppg), and ranked second in total defense (261.8 ypg) ... Registered 222 career tackles,

24 tackles for loss, 11 pass deflections and eight sacks... Led the Crimson Tide with a team-high 115 tackles (60 solo) with 13.0 tackles for loss, five sacks, eight quarterback hurries and two pass breakups as a senior... Collected a career-high and team-leading 12 tackles against Mississippi, which he also matched in the national championship game against Clemson... Started every game as a junior, finishing second on the team with 73 total tackles, eight tackles for loss, two sacks, three quarterback hurries and nine pass breakups... Recorded his most dominant collegiate game with a then career-high 11 tackles, two for a loss, a sack and a pass breakup against Tennessee... Played in 11 games with one start as a sophomore, making the third-most special teams tackles on the team [eight]... Credited with 22 tackles (11 solo), two tackles for a loss and one sack... Saw time in nine games and accounted for 12 tackles, one for a loss as a true freshman... Contributed on special teams and a backup at mike linebacker.

PERSONAL

Attended Auburn High School in Auburn, Ala., where he was the nation's consensus No. 1 inside linebacker... Named 2012 first team All-USA Football Team, chosen by USA Today... Named defensive MVP of the 2013 Under Armour All-America Game... Recorded 102 tackles with 22 tackle for loss and six sacks as a senior... Earned first team All-State honors from the Alabama Sports Writers Association and was named the BA Lineman of the Year... Made 185 tackles [144 solo], 34 tackles for loss and 18 sacks as a junior... Son of Inita Berry Paige and Danny Foster... Born April 4, 1994.

YEAR-BY-YEAR STATS

DEFENSE

Year	Team	G	GS	Tack	Solo	Sack	INT	PD
2017	SF	10	10	72	59	0	0	1
2018	SF	6	6	29	25	0	0	1
Career		16	16	101	84	0	0	2

*Tackle stats according to STATS, LLC

CAREER HIGHS

SINGLE-GAME

Total Tackles:	14, vs. Arizona [11/5/17]
Solo Tackles:	13, vs. Arizona [11/5/17]
Passes Defended:	1, twice, last at Kansas City [9/23/18]

29

DERRIUS GUICE

RB**5-11 // 225**
2nd NFL Season // LSU**DOB: June 21, 1997 // Catholic H.S. (Baton Rouge, La.)**

TRANSACTIONS

Originally selected by the Washington Redskins in the second round (59th overall) of the 2018 NFL Draft.

YEAR-BY-YEAR

2018 [REDSKINS]

Spent the season on the Reserve/Injured list after suffering a leg injury during the preseason.

COLLEGE

Played collegiately at LSU, appearing in 36 career games with 17 starts from 2015-17.. Accrued 3,074 career rushing yards and 29 rushing touchdowns on 471 carries in addition to contributing 32 receptions for 250 yards and three receiving touchdowns...His 3,074 career rushing yards ranked fifth in school history... 6.53 yards-per-carry average ranked second all-time in SEC history behind Auburn's Bo Jackson (6.62)... Rushed for 100 or more yards in a game 12 times, helping his team to a 12-0 record in those contests... In 2017, earned second-team All-SEC honors from the league's coaches and media after rushing for 1,251 yards with 11 touchdowns on 237 carries. Eclipsed 100 rushing yards in five games, including a season-high 276 yards in a win at Ole Miss... Led the SEC in rushing yardage (1,387) as a sophomore in 2016 despite only starting six of the 12 games in which he appeared. Garnered first-team All-SEC honors at running back in addition to earning a second-team all-purpose selection from the league's coaches... Played in 12 games as a freshman in 2015, contributing 436 rushing yards and three rushing touchdowns on 51 carries.

PERSONAL

Attended Catholic H.S. in Baton Rouge, La., where he rushed for 1,341 yards and 21 rushing touchdowns in addition to contributing 617 receiving yards and eight receiving touchdowns as a senior... Selected to the 5A all-state and all-metro teams after rushing for 1,101 yards and 11 touchdowns as a junior... Helped lead his team to a 9-2 record and district championship in 2014... Played in the US Army All-American game and was named MVP after racking up a record 153 receiving yards and two touchdowns on just two receptions in the contest, including touchdown grabs of 61 yards and a game-record 92 yards... Member of The Baton Rouge Advocate's 2015 Super Dozen... Was a Warrick Dunn Award Finalist... Rated as a five-star prospect and the nation's No. 2 running back by Rivals.com... Majored in sport administration... Son of Beulah Guice... Last name pronounced "GICE" (rhymes with "dice")... Born June 21, 1997.

51



SHAUN DION HAMILTON

LB

6-0 // 235

2nd NFL Season // Alabama

DOB: Sept. 11, 1995 // Carver H.S. (Montgomery, Ala.)

TRANSACTIONS

Originally selected by the Washington Redskins in the sixth round (197th overall) of the 2018 NFL Draft.

YEAR-BY-YEAR

2018 (REDSKINS)

Appeared in all 16 games with four starts, recording 22 total tackles (15 solo), two tackles for loss, 1.5 sacks and one forced fumble in his rookie campaign... Appeared on special teams in win at ARI [9/9]... Contributed on special teams vs. IND [9/16]... Registered two solo tackles on special teams in a win vs. GB [9/23]... Appeared on special teams at NO [10/8]... Recorded first career forced fumble and added one solo tackle on special teams in a win vs. CAR [10/14]... Contributed on special teams in a win vs. DAL [10/21]... Talled one assisted tackle on special teams in a win at NYG [10/28]... Appeared on special teams vs. ATL [11/4]... Contributed on special teams in a win at TB [11/11]... Contributed on special teams vs. HOU [11/18]... Talled one quarterback hit at DAL [11/22]... Contributed on defense and special teams at PHI [12/3]... Record his first career start, first professional tackle and seven in total vs. NYG [12/9]... Notched his first career half sack and recorded four tackles [two solo] at JAX [12/16]... Added four solo tackles and one tackle for a loss at TEN [12/22]... Recorded seven tackles [five solo], two quarterback hits, one tackle for loss, and earned his first career sack vs. PHI [12/30].

COLLEGE

Played collegiately at Alabama from 2014-17, compiling 134 tackles (65 solo), 16.0 tackles for loss, 4.5 sacks, four pass breakups, two interceptions and two forced fumbles in 51 career games with the Tide... Named as a permanent team captain as a senior in 2017 and recorded 40 tackles (20 solo), 5.5 tackles for loss, 2.5 sacks and two pass breakups despite being limited to nine games by a knee injury... Ranked third on Alabama with 64 tackles (31 solo) as a junior before suffering a season-ending injury in the SEC Championship in 2016. Also added 9.0 tackles for loss, 2.0 sacks, two interceptions and a pass breakup in 13 games... Played in all 15 games in the Tide's national championship campaign in 2015, contributing 27 tackles (14 solo) and 1.5 tackles for loss as a sophomore... Played in 14 games in a reserve role as a freshman in 2014.

PERSONAL

Attended Carver H.S. in Montgomery, Ala., where he was a first-team Alabama Sports Writers Association 6A all-state selection as a senior in addition to being his class valedictorian... Recorded 119 tackles four sacks, three interceptions, six forced fumbles and a blocked punt that season... Was also a 2012 ASWA first-team 6A all-state selection after making 123 tackles as a junior... Selected to participate in the 2014 U.S. Army All-American Bowl... Was rated as a four-star prospect... Member of the AL.com 2013 Super All-State Team and was No. 6 on AL.com's 2014 "A-List"... Son of Shelton and Diane Hamilton... Father, Lt. Col. Shelton Hamilton, served more than 20 years in the U.S. Army Reserve and spent two tours in Afghanistan... First name pronounced "Shawn DEE-on"... Born Sept. 11, 1995.

YEAR-BY-YEAR STATS

DEFENSE

Year	Team	G	GS	Tack	Solo	Sack	INT	PD
2018	Was	16	4	22	15	1.5	0	0
Career		16	4	22	15	1.5	0	0

ADDITIONAL

FF-FR: 1-0 in 2018

*Tackle stats according to STATS, LLC

CAREER HIGHS

SINGLE-GAME

Total Tackles:	7, twice, last vs. Philadelphia (12/30/18)
Solo Tackles:	5, vs. Philadelphia (12/30/18)
Sacks:	1, at NY Giants (10/28/18)

40

JOSH HARVEY-CLEMONS

LB**6-4 // 245****3rd NFL Season // Louisville****DOB: Feb. 20, 1994 // Lowndes H.S. (Valdosta, Ga.)**

TRANSACTIONS

Originally selected by the Washington Redskins in the seventh round (230th overall) of the 2017 NFL Draft.

YEAR-BY-YEAR

2018 (REDSKINS)

Appeared in all 16 games, tallying 18 total tackles (15 solo) and one sack... Recorded one pass defended and appeared on defense and special teams in a win at ARI [9/9]... Appeared on defense and special teams registering one tackle on special teams vs. IND [9/16]... Notched two tackles [one solo] on defense and one solo tackle on special teams in a win vs. GB [9/23]... Added one solo tackle on defense and contributed on special teams at NO [10/8]... Registered four tackles [three solo] in a win vs. CAR [10/14]... On defense, added one solo tackle, one pass defended and one assisted tackle on special teams in a win vs. DAL [10/21]... Finished with three tackles and recorded first career full sack for a loss of seven yards in a win at NYG [10/28]... Registered three tackles [two solo] and one quarterback hit vs. ATL [11/4]... Notched one solo tackle in a win at TB [11/11]... Recorded one pass defended and assisted on a tackle on special teams vs. HOU [11/18]... Tallied one solo tackle at DAL [11/22]... Contributed on defense at PHI [12/3]... Notched two solo tackles vs. NYG [12/9]... Contributed on defense and special teams at JAX [12/16]... Contributed on special teams at TEN [12/22]... Contributed on special teams vs. PHI [12/30].

2017 (REDSKINS)

Played in 10 games as a rookie, recording 11 tackles (six solo), a half-sack and a pass defended... Inactive in Weeks 1-2... Active but did not play vs. OAK [9/24]... Inactive in Weeks 4-7... Made NFL debut on special teams vs. DAL [10/29]... Contributed on special teams in a win at SEA [11/5]... Played on special teams vs. MIN (11/12) and at NO (11/19)... Assisted on two tackles on defense in a Thanksgiving night win vs. NYG [11/23]... Recorded a half-sack of Cowboys quarterback Dak Prescott at DAL [11/30]... Played on defense and special teams at LAC [12/10]... Made two solo tackles in a win vs. ARI [12/17]... Produced four tackles (two solo) in a win vs. DEN [12/24]... Recorded two solo tackles and a pass defended at NYG [12/31].

COLLEGE

Played collegiately at Louisville from 2015-16 after spending the 2012-13 seasons at Georgia... Played in 48 career games, including 23 at Louisville and 25 at Georgia. Recorded 228 career tackles (128 solo), 12.5 tackles for loss, 11 passes defended, four interceptions, three forced fumbles and 3.0 sacks... Appeared in 10 games for Louisville in 2016, contributing 61 tackles (38 solo), 4.0 tackles for loss and 2.0 sacks, picking up second-team All-ACC honors... Started all 13 games for the Cardinals in 2015, earning an honorable mention All-ACC selection after an 88-tackle, three-interception campaign... Redshirted per NCAA transfer rules in 2014... Started all 11 games in which he played at Georgia in 2013, making 65 tackles (38 solo) and intercepting one pass... Made 14 tackles in 14 games played as a freshman at Georgia in 2012.

PERSONAL

Attended Lowndes H.S. in Valdosta, Ga., where he was a first-team Class AAAAA selection by the Georgia Sports Writers Association... Also named to the Atlanta Journal-Constitution Super 11 and Class AAAAA All-State team... Rated as a five-star prospect by Rivals.com and Scout.com and was a four-star prospect according to ESPN... Participated in the 2012 U.S. Army All-American Bowl... Majored in criminal justice... Son of Vanetesa and Woodrow Clemons... Born Feb. 20, 1994.

YEAR-BY-YEAR STATS

DEFENSE

Year	Team	G	GS	Tack	Solo	Sack	INT	PD
2017	Was	10	0	11	6	0.5	0	1
2018	Was	16	0	18	15	1	0	3
Career		26	0	29	21	1.5	0	4

CAREER HIGHS

SINGLE-GAME

Total Tackles:	4, twice, last vs. Carolina [10/14/18]
Solo Tackles:	3, twice, last at NY Giants [10/28/18]
Sacks:	1, at NY Giants [10/28/18]

82**J.P. HOLTZ****TE****6-3 // 255**
1st NFL Season // Pittsburgh**Aug. 28, 1993 // Shaler Area H.S. (Pittsburgh, Pa.)****TRANSACTIONS**

Originally entered the NFL with the Cleveland Browns as a college free agent on May 5, 2016... Waived by the Browns on September 3, 2016... Signed to the Browns practice squad on December 20, 2016... Re-signed with the Browns on January 2, 2017... Waived by the Browns on September 2, 2017... Signed to the Browns practice squad on September 3, 2017... Released by the Browns on October 10, 2017... Signed by the Washington Redskins on August 11, 2018... Waived by the Redskins on September 1, 2018... Signed to the Redskins practice squad on September 5, 2018... Elevated to the Redskins active roster on December 29, 2018.

YEAR-BY-YEAR**2018 (REDSKINS)**

Waived during final cuts and spent the first 16 weeks on the team's practice squad... Promoted to the team's active roster in Week 17... Active but did not play vs. PHI (12/30).

COLLEGE

Played collegiately at Pittsburgh from 2012-15, where he accumulated 931 receiving yards on 81 receptions and 11 touchdowns... Played in all 13 games (12 starts) during senior season in 2015, where he amassed career-highs in receptions (24) and yards (350), to go along with four touchdowns, which ultimately led to the tight end getting an invite to the NFLPA Collegiate Bowl... During his junior campaign in 2014, Holtz started in all 13 games for the second consecutive season where he compiled 199 yards on 21 catches with four touchdowns... Had three catches for 33 yards, including a 16-yard touchdown reception, against Houston in the Armed Forces Bowl... Earned a career-high five catches, totaling 48 yards, vs. North Carolina in his sophomore season... In 2012, played in all 13 games (10 starts) as a true freshman... Tallied a career-high 54 yards receiving on three catches at Notre Dame, including a nine-yard touchdown reception that gave Pitt a 17-6 third-quarter lead during his freshman season... A 2012 Big East All-Academic Football Team honoree.

PERSONAL

Attended Shaler Area H.S. in Pittsburgh, Pa., where he spent time at running back, wide receiver, tight end, linebacker, quarterback and punter... In his senior season, Holtz rushed for 337 yards on 72 carries and caught 19 passes for 332 yards with 15 touchdowns... Rated the nation's No. 10 tight end by Scout and Pennsylvania's No. 10 overall prospect by Scout and No. 24 by Rivals... Selected to the Pennsylvania Football News All-Class 4A team, Pittsburgh Post-Gazette "Fabulous 22" team, Pittsburgh Tribune-Review "Terrific 25", All-Northern Seven team and selected to play in the Big 33 Football Classic... Majored in administration of justice... Son of Gina Stanek and Bob Holtz... Born Aug. 28, 1993.

3

DUSTIN HOPKINS

K**6-2 // 205**
6th NFL Season // Florida State**DOB: Oct. 1, 1990 // Clear Lake H.S. (Houston, Texas)**

TRANSACTIONS

Originally selected by the Buffalo Bills in the sixth round (177th overall) of the 2013 NFL Draft... Waived by the Bills on August 25, 2014... Signed to the New Orleans Saints practice squad on December 17, 2014... Waived by the Saints on September 5, 2015... Signed with the Washington Redskins on September 14, 2015... Re-signed with the Redskins on March 12, 2018.

PRO

Enters 2019 having previously kicked in 55 games, converting 99-of-116 field goal attempts (85.3 percent) and 118-of-124 PATs (95.2 percent)... Recorded 202 touchbacks on 275 career kickoffs (73.5 percent) through the conclusion of the 2018 season... At the conclusion of the 2018 campaign, his 85.3 career field goal percentage was second-best among kickers with at least 50 made field goals in team history. Finished a perfect 31-for-31 inside of 30 yards across the 2015-18 seasons and was 30-for-32 inside of 40 yards in that time frame.

YEAR-BY-YEAR

2018 (REDSKINS)

Converted 26-of-29 field goal attempts (89.7 percent) and 25-of-26 PATs for 103 points in 16 games... Connected on only field goal attempt from 31 yards and 3-for-3 on PATs in a win at ARI (9/9)... Hit field goals of 49, 27 and 49 yards in a 3-for-4 performance vs. IND (9/16)... Converted a 35-yard field goal and with the score, passed Shaun Suisham for 4th on the Redskins kickers' all-time scoring list. Finished 4-for-4 on PATs in a win vs. GB (9/23)... Went 2-for-2 on field goal attempts, including a season-long 53-yarder and recorded the third-most field goals of 50 or more yards in team history at NO (10/8)... Connected on three field goal attempts and two PATs, including a career long 56-yard field goal which tied for the third longest in franchise history. Finished with 11 points and registered 352 career points. Passed Hugh Taylor (348) and Gary Clark (348) for 6th on the Redskins all-time scoring list in a win vs. CAR (10/14)... Connected on two field goals and two PATs scoring eight points in the game. Tied Jerry Smith (360) for seventh on the Redskins all-time scoring list in a win vs. DAL (10/21)... Connected on 2-of-3 field goal attempts, including a 53-yard field goal, and finished with eight points for the game (368). With the extra point following the Redskins first touchdown of the game, passed Jerry Smith (360) for seventh on the Redskins all-time scoring list in a win at NYG (10/28)... Went 2-for-2 on PATs vs. ATL (11/4)... Connected on all three field goal attempts (43, 43 and 26 yards) and now ranks fifth all-time in franchise history in field goals between 40-49 yards in a win at TB (11/11)... Went 3-for-3 on PATs vs. HOU (11/18)... Kicked a 31-yard field goal at DAL (11/22)... Connected on both of his field goal attempts hitting field goals of 44 and 47 yards and he (394) passed Art Monk (390) for sixth on the all-time franchise list for total points at PHI (12/3)... Contributed on special teams vs. NYG (12/9)... Connected on a 36-yard field goal as time expired for second career game-winning field goal at JAX (12/16)... The last time Hopkins connected on a game winner was Sept. 25, 2016 at the New York Giants... Registered three field goals on three attempts, including a 50-yard field goal in the first quarter. He has now recorded four field goals from 50-plus yards to tie a single season franchise record, which is currently held by Graham Gano (4 in 2011), John Hall (4 in 2003) and Mark Moseley (4 in 1977) at TEN (12/22)... Contributed on special teams vs. PHI (12/30).

2017 (REDSKINS)

Led the Redskins in scoring with 60 points in only eight games after finishing the season 14-of-17 on field goal attempts and 18-of-19 on PATs... Went 2-for-2 on PATs and converted his only field goal attempt from 33 yards out vs. PHI (9/10)... Went 2-for-3 on field goal attempts and 3-for-3 on PATs in a win at LAR (9/17). First field goal of the day pushed him past Kai Forbath (60) for sole possession of fifth-most career field goals in Redskins history... Hit field goals of 23 and 28 yards in a 2-for-3 performance in a win vs. OAK (9/24)... Converted two field goal attempts at KC (10/2), including what was a then-game-tying 40-yarder in the final minute... Hit field goals of 48 and 21 yards, respectively, and was 2-of-3 on PATs in a win vs. SF (10/15)... Placed on Reserve/Injured list with a hip injury in Week 7... Activated in Week 15 after being designated for return... Went 2-for-2 on field goal attempts in his return to action in a win vs. ARI (12/17)... Converted both field goal attempts in a win vs. DEN (12/24)... Hit a season-long 49-yard field goal on the final play of the first half at NYG (12/31).

2016 (REDSKINS)

Converted 34-of-42 field goal attempts (81.0 percent) and 36-of-39 PATs for 138 points in 16 games. His 34 field goals broke Mark Moseley's 1983 team record (33)... Named the NFC's Special Teams Player of the Month for September after opening the season 11-for-11 on field goal attempts, becoming the first Redskins kicker to earn the honor. His 11 field goals were the most through the first three games in team history... Converted 3-of-3 field goal attempts and his lone PAT vs. PIT (9/12)... Added another 3-for-3 performance on field goals vs. DAL (9/18)... Tied a team record by converting a career-high five field goals on five attempts in a win at NYG (9/25), earning his first career NFC Special Teams Player of the Week honor... Made a 49-yard field goal and four PATs in a win vs. CLE (10/2). Extended career-long streak of consecutive regular season field goals to 16, dating back to 2015... Had his streak of consecutive field goal attempts end at 16 in a win at BAL (10/9) when his 56-yard attempt into 30 mph wind gusts fell short... Went 2-for-2 on field goal attempts including a 50-yarder in a win vs. PHI (10/16)... Went 1-for-2 on field goals at DET (10/23)... Helped force overtime with a 40-yard field goal in the fourth quarter but finished 2-for-4 on field goals in a tie against CIN (10/30) in London... Converted 4-of-4 field goal attempts and 2-of-2 PATs in a win vs. MIN (11/13). In the process, became the 29th player in team history to record 200 career points with the Redskins. Passed Scott Blanton (44) for 10th-most career field goals in franchise history... Made a 37-yard field goal and was 3-for-4 on PATs in exceedingly windy conditions in a win vs. GB (11/20)... Went 2-for-4 on field goals at DAL (11/24). Also added two PATs to reach 100 points on the season, becoming the first member of the Redskins to accomplish the feat in consecutive seasons since Graham Gano in 2010-11... Went 3-for-3 on field goal attempts at ARI (12/4), including a season-long 53-yarder. Set a new single-season career high and passed Brett Conway (52) for ninth on the team's all-time career field goals list... Had a streak of 15 consecutive games with a field goal snapped in a win at PHI (12/11). Was one game shy of tying Mark Moseley (16 consecutive games across the 1976-77 seasons) for the second-longest streak in team history... Converted all three field goal attempts vs. CAR (12/19). Entered the Top 10 in points in a single season in franchise history (including both kickers and position players). Pushed his field goal total this season to 31, tying Graham Gano (31 in 2011) and Chip Lohmiller (31 in 1991) for second-most in team history. Passed Sam Baker and John Hall (54 each) for seventh on the team's all-time made field goals list... Converted 2-of-2 field goal attempts and five PATs in a win at CHI (12/24). With his second field goal, tied Mark Moseley's record (33 in 1983) for

the most field goals in a single season in team history. Passed No. 6 Terry Allen (126 in 1996), No. 5 Chip Lohmiller (128 in 1989) and No. 4 Lohmiller (131 in 1990) on the franchise's single-season scoring list... Broke Mark Moseley's team record for field goals in a season with his 34th field goal of the season vs. NYG (1/1). Became the 18th player in Redskins history (including both kickers and position players) to record 250 career points, and his field goal also tied him with Graham Gano (59) for sixth-most career field goals made in Redskins history.

2015 (SAINTS/REDSKINS)

Completed first season 25-of-28 on field goal attempts for Washington. His 89.3 field goal percentage in 2015 marked the third-best single-season percentage in Redskins history... Spent the offseason with the Saints before being waived during final cuts... Signed with the Redskins in Week 2... Made NFL debut in win vs. STL (9/20), converting a 46-yard field goal and three PATs... Went 2-for-2 on field goal attempts at NYG (9/24)... Made a career-high three field goals in a 3-for-3 performance vs. PHI (10/4), also converting on two PATs... Went 2-for-3 on field goals at ATL (10/11), including a then-career-long 52-yarder with no time remaining to force overtime. Became the first Redskins kicker to force overtime with a game-tying field goal in the final minute of regulation since John Hall vs. the New York Giants on Sept. 21, 2003... Recorded a career-long 54-yard field goal at NYJ (10/18), the longest Redskins field goal since Graham Gano's team-record 59-yard field goal on Nov. 6, 2011. Became the first Redskins kicker to record a field goal of 50 yards or more in consecutive games since John Hall in Weeks 5-6 of the 2003 season... Converted a 35-yard field goal and also kicked the NFL's first successful onside kick of the season in the largest comeback win (24 points) in team history vs. TB (10/25)... Hit a 23-yard field goal at NE (11/8)... Converted a career-high four field goals on four attempts against his former team vs. NO (11/15), pushing his career-best streak of consecutive made field goals to 10... Was 2-for-2 on PATs at CAR (11/22)... Went 2-for-3 on field goals and 2-for-2 on PATs in a win vs. NYG (11/29)... Converted 3-of-4 field goal attempts vs. DAL (12/7)... Converted his only field goal attempt — a 47-yarder into the wind at Solider Field — early in the fourth quarter in a three-point win at CHI (12/13)... Went 5-for-5 on PATs in a win vs. BUF (12/20)... Converted a 28-yard field goal and went 4-for-5 on PATs in a division-clinching win at PHI (12/26). Exceeded the 100-point mark for the season during the game, posting the 25th 100-point season in team history... Converted two field goal attempts in regular season finale at DAL (1/3)... Hit a 25-yard field goal in NFC Wild Card Round vs. GB (1/10).

2014 (BILLS/SAINTS)

Signed to the Saints' practice squad on Dec. 17 after spending the offseason with the Bills.

2013 (BILLS)

Inactive for each of the first five games with a groin injury before being placed on Injured Reserve on Oct. 7.

COLLEGE

Played collegiately at Florida State, setting a new NCAA career scoring record for kickers (466 points) during a storied four-year career... Also established new NCAA, ACC and Florida State records with 88 career field goals... His 88th career field goal in the Orange Bowl over Northern Illinois pushed him past Georgia's Billy Bennett (87, 2000-03)... Kicked at least one field goal in 46 career games to set the all-time NCAA record... Named to All-ACC following his junior and senior seasons... Walter Camp All-American and AP All-American (Second Team) as a senior captain when he posted 140 points to set a new conference all-time single season scoring mark, as he made 25-of-30 field goal attempts... As a junior in 2011, converted 22-of-27 field goal attempts and was a first-team All-ACC selection.

PERSONAL

Attended Clear Lake H.S. in Houston, where he was a two-time Texas 5A all-state selection and USA Today first-team All-American as a senior... Participated in the Under Armour All-America game... Also started in the secondary for Clear Lake... Boasted better than a 4.0 weighted GPA... Son of Jim and Karen Hopkins... Married his wife, Gabrielle, in July of 2014 and welcomed their son, Wake Steele, in March of 2017... Born Oct. 1, 1990.

YEAR-BY-YEAR STATS

KICKING

Year	Team	G	FG	Pct.	Lg	PAT	Pct.	Pts.
2015	Was	15	25/28	89.3	54	39/40	97.5	114
2016	Was	16	34/42	81.0	53	36/39	92.3	138
2017	Was	8	14/17	82.4	49	18/19	94.7	60
2018	Was	16	26/29	89.7	56	25/26	96.2	103
Career		55	99/116	85.3	56	118/124	95.2	415

KICKOFFS

Year	Team	KO	TB	Pct	Yds	Avg
2015	Was	76	52	68.4	4891	64.4
2016	Was	90	65	72.2	5760	64.0
2017	Was	40	29	72.5	2574	64.4
2018	Was	69	56	81.2	4427	64.2
Career		275	202	73.5	17652	64.2

ADDITIONAL

Game-Winning FGs (last 2:00/OT): 2 (9/25/16 at NYG), (12/16/18 at JAX)

Career-Best Streak: 16* (Wk. 14 2015-Wk. 4 2016)

*Regular season only

POSTSEASON

2015: 1-of-1 on FG, 1-for-2 on PAT

CAREER HIGHS

SINGLE-GAME

Field Goals Made:	5, at NY Giants (9/25/16)
Field Goals Att.:	5, at NY Giants (9/25/16)
PATs Made:	5, three times, last at Chicago (12/24/16)
PATs Att.:	5, three times, last at Chicago (12/24/16)
Points:	17, twice, last at NY Giants (9/25/16)
Kickoffs:	9, vs. New Orleans (11/15/15)
Kickoff Touchbacks:	7, at NY Giants (9/25/16)

98

MATT IOANNIDIS

DL**6-3 // 310**
4th NFL Season // Temple**DOB: Jan. 11, 1994 // Hunterdon Central Regional H.S. (Flemington, N.J.)**

TRANSACTIONS

Originally selected by the Washington Redskins in the fifth round (152nd overall) of the 2016 NFL Draft... Waived on September 3, 2016... Signed to the Redskins practice squad on September 4, 2016... Signed to the Redskins active roster on September 19, 2016... Signed multi-year contract extension on April 18, 2019.

PRO

Former fifth-round pick who enters 2019 having previously appeared in 38 games, tallying 66 tackles (42 solo), 12.0 sacks and two forced fumbles.

YEAR-BY-YEAR

2018 (REDSKINS)

Appeared in 14 games with nine starts, totaling 31 tackles (23 solo), 7.5 sacks, six tackles for loss, one fumble recovery and one forced fumble... Posted one solo tackle, one sack, a forced fumble and first career fumble recovery in a win at ARI (9/9)... Recorded sacks in back-to-back games for the first time in his career and finished with two solo tackles, two quarterback hits, one tackle for loss and one sack (two yards) vs. IND (9/16)... Recorded a sack for a third consecutive game and finished with two tackles (one solo), one tackle for loss, one quarterback hit and one sack for a loss of seven yards in a win vs. GB (9/23)... Added three tackles (one solo) at NO (10/8)... Contributed one solo tackle in a win vs. CAR (10/14)... Added one solo tackle in a win vs. DAL (10/21)... Finished with five tackles (four solo), 2.5 sacks for a loss of 16 yards and four quarterback hits and has now recorded a career high for sacks in a single-season with 5.5 sacks for the year in a win at NYG (10/28)... Finished with a team high seven tackles (six solo) and one sack for a loss of eight yards vs. ATL (11/4)... Recorded a sack for a loss of three yards and now has a team high 7.5 sacks on the season in a win at TB (11/11)... Talled three tackles (two solo) vs. HOU (11/18)... Notched one solo tackle at DAL (11/22)... Inactive at PHI (12/3)... Contributed on defense vs. NYG (12/9)... Talled one assisted tackle at JAX (12/16)... Added one solo tackle at TEN (12/22)... Inactive Week 17 vs. PHI (12/30).

2017 (REDSKINS)

Posted career highs in games played (14), starts (10), total tackles (27), solo tackles (13), sacks (4.5) and forced fumbles (one)... Recorded his first career half-sack vs. PHI (9/10), combining with Ryan Kerrigan to bring down Carson Wentz... Made a solo tackle in a win at LAR (9/17)... Made two tackles (one solo) including a half-sack in a win vs. OAK (9/24)... Posted three tackles (one solo) and a sack at KC (10/2)... Contributed three tackles including a career-high 1.5 sacks in a win vs. SF (10/15)... Assisted on a tackle at PHI (10/23)... Recorded three tackles (two solo) and his first career forced fumble vs. DAL (10/29)... Inactive with a hand injury at SEA (11/5) and vs. MIN (11/12)... Notched a quarterback hit at NO (11/19)... Assisted on a tackle and hit Eli Manning twice in a Thanksgiving night win vs. NYG (11/23)... Added two tackles (one solo) at DAL (11/30)... Made three tackles (two solo) including a sack at LAC (12/10)... Talled two tackles (one solo) in a win vs. ARI (12/17)... Assisted on a tackle in a win vs. DEN (12/24)... Recorded four tackles (three solo) at NYG (12/31).

2016 (REDSKINS)

Appeared in 10 games as a rookie, adding eight tackles (six solo)... Waived during final cuts but signed to the practice squad a day later... Promoted to the Redskins' active roster in Week 3... Made NFL debut in his home state of New Jersey,

appearing on special teams in a win at NYG (9/25)... Played on defense and special teams in a win vs. CLE (10/2)... Added two tackles (one solo) in a win at BAL (10/9)... Posted a tackle in a win vs. PHI (10/16)... Made a solo tackle at DET (10/23)... Inactive at CIN (10/30), vs. MIN (11/13), vs. GB (11/20) and at DAL (11/24)... Contributed on defense and special teams at ARI (12/4)... Added two solo tackles in a win at PHI (12/11)... Contributed a solo tackle vs. CAR (12/19)... Played on defense and special teams in a win at CHI (12/24)... Made a solo tackle vs. NYG (1/1).

COLLEGE

Played collegiately at Temple from 2012-15, appearing in 44 career games for the Owls... Posted 118 career tackles (77 solo, 30.0 for loss), 10.0 sacks, eight pass breakups and a forced fumble... Two-time team captain... Started every game in 2015, earning first-team All-AAC honors and being named a third-team All-American by Phil Steele... Led all Temple defensive linemen with 47 tackles and led the entire defense with 11.0 tackles for loss. Named second-team All-AAC... Changed his number from No. 95 to No. 9 in keeping with school tradition that dictates single-digit numbers be given to the toughest players on the team... Played in every game as a sophomore in 2013, tying for the Owls lead with 3.0 sacks and finishing as the defensive line's leading tackler (26)... Played in six games as a true freshman in 2012.

PERSONAL

Attended Hunterdon Central Regional H.S. in Flemington, N.J., where he was a team captain and three-year letterwinner... Was a 2011 Newark Star-Ledger second-team all-state selection, a first-team all-state Group 4 honoree, and all-West Jersey honoree... Helped the Red Devils to three consecutive Mid-State 39 Delaware Division Conference championships from 2009-11... As a senior, posted 101 tackles (65 solo, 14 for loss), 8.0 sacks, three fumble recoveries, a blocked punt and a touchdown... Majored in communication studies... Son of Betsy Ioannidis. Has two brothers, Andrew and Kevin... Last name pronounced "eye-an-NYE-dis"... Born Jan. 11, 1994 in Marlton, N.J.

COMMUNITY

In 2016, participated in recess events alongside 200 students from various D.C. schools at a Play 60 event, played alongside fans to benefit children in the second annual Redskins Charity Golf Classic, read class favorites to middle school students and also served as a judge for a touchdown dance competition at Raymond Education Campus in Washington, D.C., and participated in a financial literacy course hosted by eighth grade students at Kenmoor Middle School at Junior Achievement's Finance Park in Hyattsville, Md.

YEAR-BY-YEAR

DEFENSE

Year	Team	G	GS	Tack	Solo	Sack	PD	FF	FR
2016	Was	10	0	8	6	0	0	0	0
2017	Was	14	10	27	13	4.5	0	1	0
2018	Was	14	9	31	23	7.5	0	1	1
Career		38	19	66	42	12.0	0	2	1

*Tackle stats according to STATS, LLC

ADDITIONAL

FF-FR: 1-0 in 2017, 1-1 in 2018

CAREER HIGHS

SINGLE-GAME

Total Tackles: 7, vs. Atlanta (11/4/18)
Solo Tackles: 6, vs. Atlanta (11/4/18)
Sacks: 2.5, at NY Giants (10/28/18)

41

DANNY JOHNSON

CB**5-9 // 190**
2nd NFL Season // Southern**DOB: Nov. 17, 1995 // East Feliciana H.S. (Jackson, La.)**

TRANSACTIONS

Originally entered the NFL with the Washington Redskins as a college free agent on May 2, 2018... Placed on team's Reserved/Injured list with a leg injury on December 19.

YEAR-BY-YEAR

2018 (REDSKINS)

Appeared in 14 games with one start, notching eight total tackles (seven solo), including one for a loss and one pass defended... Returned 12 kickoffs for 283 yards (23.6 avg.)... Made NFL debut and contributed on special teams with one kick return for 24 yards in a win at ARI [9/9]... Appeared on special teams vs. IND [9/16]... Contributed on special teams with one kick return for 15 yards in a win vs. GB [9/23]... Added one solo tackle on special teams and two kick returns for 45 yards (22.5 avg.) at NO [10/8]... Assisted on one special teams tackle in a win vs. CAR [10/14]... Notched one solo tackle in a win vs. DAL [10/21]... Added one assisted special teams tackle in a win at NYG [10/28]... Tallied two solo tackles and a tackle for loss vs. ATL [11/4]... Tallied four solo tackles and one pass defended in a win at TB [11/11]... Recorded one solo tackle on special teams and returned four kickoffs for 78 yards vs. HOU [11/18]... Returned a kickoff for a career high 44 yards at DAL [11/22]... Assisted on a special teams tackle at PHI [12/3]... Returned two kickoffs for a combined 58 yards vs. NYG [12/9]... Notched one assisted tackle at JAX [12/16]... Placed on team's Reserved/Injured list with a leg injury on Dec. 19.

COLLEGE

Played collegiately at Southern from 2014-17... Appeared in 46 career games, totaling 190 career tackles (143 solo), 39 pass breakups and 16 interceptions (including three returned for touchdowns). Also collected a rushing touchdown, passing touchdown, receiving touchdown, punt return touchdown and kickoff return touchdown during his career... Started all 45 career games in which he played and was a three-time All-SWAC and two-time All-FCS selection... Tallied 55 tackles (43 solo), 12 pass breakups and three interceptions (including two returned for touchdowns) in 2017. Also responsible for three offensive touchdowns (one passing, one rushing, one receiving) and one special teams touchdown (punt return) on the year... Led the Football Championship Subdivision with seven interceptions in 2016, including one he returned for a touchdown. Added a career-high 57 tackles (43 solo) on the year... Made 38 tackles (27 solo) and picked off three passes in 11 games in 2015... Posted 40 tackles (30 solo), three interceptions and a kickoff return touchdown as a freshman in 2014.

PERSONAL

Attended East Feliciana H.S. in Jackson, La., where he competed at both defensive back and wide receiver... Also competed in basketball and baseball, garnering in all-district honors in all three sports... Became the first Southern player to compete in the Senior Bowl in 23 years... Graduated with a degree in criminal justice... Son of Danny Johnson Sr. and Lisa Johnson... Has a son, Aiden... Born Nov. 17, 1995.

YEAR-BY-YEAR STATS

DEFENSE

Year	Team	G	GS	Tack	Solo	Sack	PD	FF
2018	Was	14	1	8	7	0	1	0
Career		14	1	8	7	0	1	0

*Tackle stats according to STATS, LLC

KICK RETURN

Year	Team	KR	Yds	Avg	Lg	TD
2018	Was	12	283	23.6	44	0
Career		12	283	23.6	44	0

8

CASE KEENUM

QB**6-1 // 215**
7th NFL Season // Houston**DOB: Feb. 17, 1988 // Wylie H.S. (Abilene, Texas)**

TRANSACTIONS

Originally entered the NFL with the Houston Texans as a college free agent on May 14, 2012... Released by the Texans on August 31, 2012... Signed to the Texans' practice squad on September 1, 2012... Elevated to the Texans' active roster on January 14, 2013... Released by the Texans on August 31, 2014... Claimed off waivers by the St. Louis Rams on September 1, 2014... Released by the Rams on October 28, 2014... Signed to the Rams' practice squad on October 29, 2014... Signed to the Houston Texans' active roster on December 15, 2014... Traded to the St. Louis Rams on March 11, 2015... Signed with the Rams as a restricted free agent on March 9, 2016... Re-signed by the Los Angeles Rams as a restricted free agent on April 18, 2016... Signed by the Minnesota Vikings on March 31, 2017... Signed by the Denver Broncos on March 15, 2018... Traded to the Washington Redskins on March 13, 2019.

PRO

Enters 2019 having previously appeared in 57 regular season games (54 starts) and two postseason games (both starts)... Completed 1,144-of-1,844 passes for 12,661 yards with 64 touchdowns and 42 interceptions for a passer rating of 84.5 in his first six NFL seasons with Houston (2013-14), St. Louis/Los Angeles (2015-16), Minnesota (2017) and Denver (2018)... In 2017, led the Vikings to a 12-4 overall record as a starter, along with winning the NFC North Division title and an NFC Championship Game appearance, the first NFC Championship game appearance for the franchise in eight years... Started in 14 of 16 games played with St. Louis/Los Angeles in 2015-16, going 7-7 as a starter and completing 272-of-447 passes for 3,029 yards with 13 touchdowns and 12 interceptions for a passer rating of 79.5.

YEAR-BY-YEAR

2018 (BRONCOS)

Started all 16 games, recording career highs in pass attempts (586), completions (365), passing yards (3,890) and interceptions (15)... Threw three touchdowns for 329 yards with three interceptions in a victorious Denver debut vs. SEA (9/9)... Led the Broncos to a win in the following week vs. OAK (9/16)... Earned two career highs in passing yards (377) and completions (35) leading to two touchdowns and an interception at NYJ (10/7)... Threw for 322 yards the following week for two touchdowns and an interception vs. LAR (10/14)... Threw for 290 yards and a touchdown vs. HOU (11/4)... Did not throw an interception in Weeks 9-14... Tallied 205 passing yards in a win at LAC (11/18)... Threw for 197 yards and two touchdowns in a win vs. PIT (11/25)... Accumulated 151 passing yards and a touchdown for the team's third consecutive victory at CIN (12/2)... Threw for 257 yards and two interceptions vs. CLE (12/15)... Amassed 292 passing yards, completing 31-of-48 passes, for one touchdown and an interception vs. LAC (12/30).

2017 (VIKINGS)

Started 14 of the 15 games he played, leading Minnesota to a 12-4 regular season record, an NFC North Division title and an NFC Championship Game appearance after completing 325-of-481 passes for 3,547 yards with a career high 22 touchdowns and seven interceptions... Amassed a season-high 369 passing yards, completing 25-of-33 passes for three touchdowns in a Week 2 victory vs. TB (9/24)... Threw for 140 yards, completing 17-of-21 passes (81 completion percentage) for a touchdown in a win at CHI (10/9)... Completed 24-of-38 passes for 239 yards with a touchdown and an interception in a

victory vs. GB (10/15)... Completed 20-of-31 passes for 188 yards and an interception in a win vs. BAL (10/22)... Amassed 288 passing yards on 27 completions for two touchdowns and an interception in a winning effort at CLE (10/29)... Completed 21-of-29 passes (72.4 completion percentage) for 304 yards with a season-high four touchdowns and two interceptions in a victory at WAS (11/12)... Connected on 27-of-38 passes for 280 yards and a touchdown in a winning effort vs. LAR (11/19)... Threw for 282 yards, completing 21-of-30 passes with two touchdowns in a win at DET (11/23)... Amassed 227 yards passing, completing 25-of-30 (83.3 completion percentage) passes with two touchdowns in a victory at ATL (12/3)... The Week 13 win against the Falcons caps off an eight-game winning streak led by Keenum... Earned a career high 87 percent completion percentage (20-of-23 pass attempts) for 236 yards and two touchdowns in a victory vs. CIN (12/17)... Helped lead the Vikings to a victory in Lambeau Field at GB (12/23)... Threw for 189 yards with one touchdown in a win vs. CHI (12/31)... Connected with wide receiver Stefon Diggs for a 61-yard touchdown pass as time expired to win an NFC Divisional Round Game vs. NO (1/14) in the 'Minneapolis Miracle'... Completed 28-of-48 passes for 271 yards with a touchdown and two interceptions in the NFC Championship Game at PHI (1/21).

2016 (RAMS)

Started the first nine games of the 10 he played in for Los Angeles, where he completed 196-of-322 passes for 2,201 yards with nine touchdowns and 11 interceptions... Threw for 239 yards, completing 17-of-35 passes in a win vs. SEA (9/18)... Completed 14-of-26 passes for 190 yards with two touchdowns and an interception in a victory at TB (9/25)... Amassed 266 yards, completing 18-of-30 passes for two touchdowns and a third consecutive win at ARI (10/2)... Compiled a season-high 321 yards, completing 27-of-32 passes for a season-high three touchdowns and an interception at DET (10/16)... Completed 27-of-46 passes for 296 yards with a touchdown and an interception vs. CAR (11/6)... Completed 17-of-30 passes for 165 yards in a Week 10 victory at NYJ (11/13).

2015 (RAMS)

Served as a backup before making his first start of the season in Week 11 at BAL (11/22)... Threw for 124 yards, completing 14-of-22 passes with one interception in a win vs. DET (12/13)... Completed 14-of-17 passes for a season-high 234 yards and two touchdowns in a victory vs. TB (12/17)... Led the Rams to their third consecutive victory at SEA (12/27), completing 14-of-23 passes for 103 yards and one touchdown... Completed 22-of-37 passes for 231 yards at SF (1/3)... Finished the season with a 3-2 record as a starter.

2014 (TEXANS/RAMS)

Waived by the Texans prior to the start of the regular season, but was claimed off waivers by the Rams... Added to Rams' practice squad after being a part of their active roster... Was signed to the active roster by Houston on December 15, 2014, bringing the quarterback back to the Texans for his second stint... After an injury to starting quarterback Ryan Fitzpatrick in Week 15, recorded his first start of the season... Completed 20-of-42 passes for 185 yards and one interception in his first career victory vs. BAL (12/21)... Threw for 250 yards, completing 25-of-35 passes with two touchdowns and one interception in consecutive wins vs. JAX (12/28)... Finished the season with a 2-0 record as a starter, completing 45-of-77 passes for 435 yards with two touchdowns and two interceptions in the two games he played in.

2013 (TEXANS)

Was named starter from Week 7-15 completing 137-of-253 passes for 1,760 yards with nine touchdowns and six interceptions in eight games played... Earned his first NFL start and made career debut at KC (10/20), in which he threw for 271 yards, completing 15-of-25 passes with one touchdown... Amassed a season-high 350 yards, connecting on 20-of-34 passes with three touchdowns and no interceptions vs. IND (11/3)... Threw for three touchdowns with no interceptions for a consecutive week at ARI (11/10)... Completed 15-of-30 passes for 272 yards with one interception vs. NE (12/1)... Inactive for the final two games (Week 16-17) of the season.

2012 (TEXANS)

Spent rookie season on the team's practice squad.

COLLEGE

Played collegiately at Houston from 2007-11, as the NCAA's all-time leader in pass completions (1,546), passing yards (19,217) and passing touchdowns (155)... Added 897 career rushing yards on 300 carries for 23 rushing touchdowns... Started 51-of-57 games during his five seasons with the Cougars, finishing with a career quarterback rating of 160.6... Ranks first in NCAA history with 39 games with 300 or more passing yards and second with 19 games with 400 or more passing yards... Threw five or more touchdowns on 12 different occasions in addition to eclipsing the 500-yard mark six different times... Named the Conference USA MVP and Offensive Player of the Year following the 2009 and 2011 seasons after missing his initial redshirt senior season in 2010 with a knee injury... Holds the record for most 5,000-yard passing seasons in NCAA history (3), completing the feat during the 2008-09 and 2011 seasons... Earned the 2009 and 2011 Sammy Baugh Trophy, awarded annually to the nation's top college passer... Broke the NCAA Division I career passing touchdowns record during the 2011 season when he threw for a personal-best nine touchdowns against Rice (10/27)... In 2009, tied with Texas Tech's Graham Harrell as the only player in NCAA Division I history to record multiple 5,000-yard passing seasons.

PERSONAL

A native of Brownwood, Texas... Attended Wylie H.S. in Abilene, Texas, where he passed for 6,783 yards and 48 touchdowns in addition to rushing for more than 2,000 yards with 41 touchdowns... Finished with a 31-11 record at Wylie and led his school to the Class 3A Division State Championship as a junior in 2004... Member of the All-Big Country Super Team, as well as Offensive MVP and District MVP while leading team to the state quarterfinals... as a junior was selected All-District First Team... was named Newcomer of the Year as a sophomore while also picking up All-Big Country Super Team accolades as well as Offensive MVP... lettered in both basketball and track... Received his bachelor's degree in kinesiology with a minor in business administration from Houston in December 2010... Son of Steve and Susan Keenum... Born on Feb. 17, 1988.

CAREER HIGHS**SINGLE-GAME**

Pass Attempts:	53 vs. NY Giants (10/23/16)
Pass Completions:	35 at NY Jets (10/7/18)
Yards Passing:	377 at NY Jets (10/7/18)
Passing TD:	4 at Washington (11/12/17)
Passer Rating:	158.0 vs. Tampa Bay (12/17/15)
Carries:	7 at Detroit (11/23/17)
Rushing Yards:	40 at Carolina (12/10/17)
Rushing Touchdowns:	1, five times, last vs. Cleveland (12/15/18)

YEAR-BY-YEAR STATS

PASSING

Year	Team	G	GS	Att	Comp	Pct	Yds	Yd/A	TD	Int	Lg	Rate
2013	Hou	8	8	253	137	54.2	1760	7.0	9	6	66	78.2
2014	Hou	2	2	77	45	58.4	435	5.6	2	2	35	72.2
2015	StL	6	5	125	76	60.8	828	6.6	4	1	60t	87.7
2016	LAR	10	9	322	196	60.9	2201	6.8	9	11	65t	76.4
2017	Min	15	14	481	325	67.6	3547	7.4	22	7	65t	98.3
2018	Den	16	16	586	365	62.3	3890	6.6	18	15	64t	81.2
Career		57	54	1844	1144	62.0	12661	6.9	64	42	66	84.5

RUSHING

Year	Team	Att	Yds	Avg	Lg	TD
2013	Hou	14	72	5.1	22	1
2014	Hou	10	35	3.5	13	0
2015	StL	12	5	0.4	4	0
2016	LAR	20	51	2.6	13	1
2017	Min	40	160	4.0	22	1
2018	Den	26	93	3.6	17	2
Career		122	416	3.4	22	5

ADDITIONAL

Record as Starter: 27-29 (0.482) career; 0-0 with Redskins
Fumbles-Lost: 6-2 in 2013, 1-1 in 2014, 3-2 in 2015, 5-1 in 2016, 1-1 in 2017, 11-2 in 2018

300-Yard Passing Games: 7 (1 in 2013, 1 in 2016, 2 in 2017, 3 in 2018)

Fourth Quarter Comeback Wins: 6 (12/28/14 vs. JAX, 10/2/16 at ARI, 12/3/17 at ATL, 9/9/18 vs. SEA, 9/16/18 vs. OAK, 1/14/18 vs. NOR*, 11/18/18 at LAC)

Overtime Wins: 0

Most Pass Attempts Without an INT: 165 (Weeks 9-14; 2018)

POSTSEASON STATS

PASSING

Year	Team	G	GS	Att	Comp	Pct	Yds	Yd/A	TD	Int	Lg	Rate
2017	Min	2	2	88	53	60.2	589	6.7	2	3	61t	73.5
Career		2	2	88	53	60.2	589	6.7	2	3	61t	73.5

RUSHING

Year	Team	Att	Yds	Avg	Lg	TD
2017	Min	2	12	6.0	8	0
Career		2	12	6.0	8	0

ADDITIONAL

Record as Starter: 1-1 (0.500) career; 0-0 with Redskins

Fumbles-Lost: 1-1 in 2017

300-Yard Passing Games: 1 (1 in 2017)

Fourth Quarter Comeback Wins: 1 (1/14/18 vs. NOR)

67

ZAC KERIN

G**6-4 // 305**
5th NFL Season // Toledo**Aug. 13, 1991 // Olentangy H.S. [Lewis Center, Ohio]**

TRANSACTIONS

Originally entered the NFL with the Minnesota Vikings as an undrafted free agent on May 10, 2014... Waived by the Vikings on August 30, 2014... Signed to Vikings practice squad on August 31, 2014... Signed a Reserve/Future contract with the Vikings on Dec. 30, 2014... Re-signed with the Vikings on April 13, 2017... Waived by the Vikings on September 2, 2017... Signed with the Detroit Lions on September 3, 2017... Entered free agency on March 14, 2018... Signed with the New York Giants as an unrestricted free agent on July 12, 2018... Waived by the Giants on September 1, 2018... Signed with the Atlanta Falcons on September 18, 2018... Waived by the Falcons on Oct. 23, 2018... Signed with the Washington Redskins on December 4, 2018... Entered free agency on March 13, 2019... Re-signed with the Redskins as an unrestricted free agent on March 19, 2019.

PRO

Enters 2019 having previously appeared in 16 games with two starts from 2015-18.

YEAR-BY-YEAR

2018 [GIANTS/FALCONS/REDSKINS]

Joined the Giants before training camp and was released following the preseason... Signed to the Falcons 53-man roster in Week 3... Inactive Weeks 3-7... Waived by the Falcons during Week 8... Signed with the Redskins in Week 14... Appeared in two games with one start with Washington... Active but did not play vs. NYG [12/9]... Made 2018 NFL and Redskins debut competing on offense in the win at JAX [12/16]... Started at right guard at TEN [12/22], helping the offense compile 161 rushing yards... Inactive vs. PHI [12/30].

2017 [LIONS]

Inactive in Week 1-2... Appeared in a Week 3 win vs. ATL [9/24]... Placed on Reserve/Injured list on Sept. 30.

2016 [VIKINGS]

Appeared in a career-high nine games, competing from scrimmage in eight contests... Competed on offense and special teams at GB [12/24] and vs. CHI [1/1]... Appeared on special teams vs. IND [12/18]... Subbed for an injured G Brandon Fusco on an offensive line that did not allow a sack, helping Sam Bradford complete 70.6 percent of his passes (24-for-34) for 292 yards, one touchdown and a 106.5 passer rating at JAX [12/11]... Competed from scrimmage and on special teams vs. DAL [12/1]... Saw action on one offensive snap, blocking on Zach Line's 2-yard run in the fourth quarter at DET [11/24]... Inactive vs. ARI [11/20], at WAS [11/13] and vs. DET [11/6] due to hand injury... Inactive at CHI [10/31]... Competed from scrimmage and on special teams at PHI [10/23]... Subbed for an injured Fusco vs. HOU [10/9]... Competed on offense and special teams vs. NYG [10/3].

2015 [VIKINGS]

Appeared in four games, playing on special teams and as a backup lineman... Made NFL game debut vs. STL [11/8] when he replaced injured G Brandon Fusco for one play... Played on special teams in final three straight regular season games and playoff game... Saw time on a career-high 10 special teams snaps vs. NYG [12/27] on *Sunday Night Football*.

2014 [VIKINGS]

Spent rookie season on the team's practice squad.

COLLEGE

Played collegiately at Toledo from 2010-13, appearing in 50 games with 38 career starts... Named to the All-MAC team three consecutive seasons, first-team in 2012 and second-team in 2011 and 2013... Anchored an offensive line that allowed only five sacks during the 2013 campaign, which ranked first nationally.

PERSONAL

Attended Olentangy H.S. in Lewis Center, Ohio, where he was first-team All-District and special mention All-State... Played on defensive and offensive line... On defense, had 55 tackles, two forced fumbles and two fumble recoveries... Majored in civil engineering... Son of Amy and Todd Kerin... Born Aug. 13.

YEAR-BY-YEAR STATS

GAMES/STARTS

Year	Team	G	GS
2015	Min	4	0
2016	Min	9	0
2017	Det	1	1
2018	Was	2	1
Career		16	2

POSTSEASON

Year	Team	G	GS
2015	Min	1	0
Career		1	0

91

RYAN KERRIGAN

LB**6-4 // 265**
9th NFL Season // Purdue**DOB: Aug. 16, 1988 // Muncie (Ind.) Central H.S.**

HONOR ROLL

Four-time Pro Bowl selection (2012, 2016-18 seasons)
 Two-time PFWA All-NFC (2016-17)
 2015 Redskins Walter Payton Man of the Year
 Media Good Guy Award (2014)
 PFW/PFWA All-Rookie Team (2011)
 NFL Top 100 Players [No. 70 after 2014]

TRANSACTIONS

Originally selected by the Washington Redskins in the first round (16th overall) of the 2011 NFL Draft... Signed multi-year contract extension on July 29, 2015.

PRO

Enters 2019 having started all 128 regular season games in which he has appeared, the longest active streak among NFL linebackers... Credited with 412 tackles (305 solo), 84.5 sacks, three interceptions (all returned for touchdowns), 25 forced fumbles and three fumbles recovered through the 2018 season... Ranked second on the Redskins all-time sack list (84.5) after his first eight seasons... Became the first member of the Redskins to start all 16 games in each of the first eight seasons of an NFL career since the adoption of the 16-game schedule in 1978... Became the first member of the Redskins since the 1970 merger to open a career with 100 consecutive starts, according to the Elias Sports Bureau... Is one of five players (Jared Allen, Derrick Thomas, DeMarcus Ware and Reggie White) in NFL history to record at least 7.5 sacks in each of the first eight seasons of a career since the NFL adopted sacks as an official statistic in 1982... As of the end of the 2018 season, is one of only three players in NFL history with 60+ sacks and 3+ interceptions returned for touchdowns (Julius Peppers and Jason Taylor).

YEAR-BY-YEAR

2018 (REDSKINS)

Started all 16 games, earning 43 total tackles (30 solo)... Recorded team highs in sacks (13) and quarter back hits (19)... Tallied 11 tackles for loss, three forced fumbles, one fumble recovery and one pass defended... Moved to second on the Redskins all-time list in sacks with 84.5... Appeared on defense and made 113th career regular season start in win at ARI (9/9)... Posted one tackle vs. IND (9/16)... Made one solo tackle in a win vs. GB (9/23)... Registered three solo tackles, one quarterback hit and one sack for a loss of eight yards recording 506 sack yards for his career at NO (10/8)... Contributed one solo tackle and one tackle for loss in a win vs. CAR (10/14)... Recorded five tackles (four solo), two sacks for a loss of 15 yards, one pass defended and a forced fumble. Joined Hall of Famers Michael Strahan (18.0), Reggie White (17.0) and Lawrence Taylor (15.0) and former Eagles DE Clyde Simmons (11.5) as the only players in NFL history to record 10-plus career sacks against the Dallas Cowboys in a win vs. DAL (10/21)... Recorded four tackles (two solo), 1.5 sacks for a loss of 12 yards and two quarterback hits and has now recorded at least one sack in consecutive games since Weeks 16-17 of the 2017 season in a win at NYG (10/28)... Registered two solo tackles, one sack for a loss of five yards and one quarterback hit vs. ATL (11/4)... Contributed two tackles (one solo) and a fumble recovery in a win at TB (11/11)... Registered two tackles (one solo), a sack for a loss of nine yards and one quarterback hit vs. HOU (11/18)... Tallied 0.5 sacks, four tackles (one solo) at DAL (11/22)... Recorded two solo tackles and one tackle for a loss at PHI (12/3)... Became the 13th player in NFL history to record eight and a half sacks in seven con-

secutive seasons vs. NYG (12/9)... Recorded two sacks for 13 yards and six tackles (five solo). Became the second Redskin in NFL history to record double digit sacks in three-consecutive seasons. With the performance, Kerrigan (82.5) passed Charles Mann (82.0) for No. 2 on the all-time franchise list in career sacks. With his first sack of the game, Kerrigan tied Charles Mann (4) for the second most total seasons with double digit sacks in franchise history at JAX (12/16)... Registered one solo tackle and one sack for a loss of four yards at TEN (12/22)... Recorded one solo tackle, one tackle for loss, two quarterback hits and tallied one sack vs. PHI (12/30).

2017 (REDSKINS)

Started all 16 games for a seventh straight season, recording 46 tackles (34 solo), a team-high 13.0 sacks, three forced fumbles and an interception (which he returned for a touchdown) en route to his third Pro Bowl selection... Recorded three tackles (two solo), a half-sack and returned an interception of Carson Wentz 24 yards for his third career touchdown vs. PHI (9/10). Tied DeAngelo Hall, Monte Coleman, Andre Collins, Brig Owens and Mike Bass for second-most interception return touchdowns in Redskins history. Became the sixth player in league history to record multiple Week 1 interception returns for touchdowns in a career, according to records provided by STATS, joining Lem Barney, Tyrone Braxton, Terrell Buckley, Chuck Howley and Aqib Talib, who all have two career Week 1 pick-sixes to their credit... Made one tackle — a five-yard sack-fumble — in a win at LAR (9/17). The sack was the 60th of his career, making him the third member of the Redskins to record 60.0 career sacks since the NFL adopted sacks as an official statistic in 1982 (Dexter Manley and Charles Mann). Started his 98th consecutive game, securing the longest active streak by an NFL linebacker with Miami's Lawrence Timmons being listed as inactive that week... Credited with four solo tackles (three for loss) and a sack in a win vs. OAK (9/24)... Made both his 100th career regular season appearance and his 100th career regular season start at KC (10/2). Became the first member of the Redskins since the 1970 merger to open a career with 100 consecutive starts, according to the Elias Sports Bureau... Contributed two tackles (one solo) including an 11-yard sack in a win vs. SF (10/15)... Added six tackles (two solo), a half-sack and a forced fumble at PHI (10/23)... Notched two solo tackles — both sacks — vs. DAL (10/29), his first multi-sack game since Week 6 of the 2016 season vs. Philadelphia... Added three tackles (two solo) in a win at SEA (11/5)... Posted a solo tackle vs. MIN (11/12)... Contributed four solo tackles and a sack at NO (11/19)... Posted two sacks among his five tackles (three solo) in a Thanksgiving night win vs. NYG (11/23). During the game, joined Jared Allen, Derrick Thomas, DeMarcus Ware and Reggie White as the only players to register at least 7.5 sacks in each of the first seven seasons of an NFL career since the NFL adopted sacks as an official statistic in 1982. Also tied Dexter Manley for the most seasons with 7.5 or more sacks in Redskins history (seven)... Made four tackles (three solo) at DAL (11/30)... Posted two tackles (both solo) at LAC (12/10)... Recorded two solo tackles and a pass defended in a win vs. ARI (12/17)... Compiled four tackles (two solo) including 2.0 sacks in a win vs. DEN (12/24). Recorded his 10th sack of the season, his third career 10-sack season, to join Charles Mann (five) and Dexter Manley (four) as the only Redskins to record at least three 10-sack seasons since the NFL adopted sacks as an official statistic in 1982. Became the first member of the Redskins to post consecutive campaigns with double-digit sack totals since 1985-86, when both Mann and Manley accomplished the feat... Tallied two solo tackles — both sacks — and a forced fumble at NYG (12/31). Recorded 2.0 or more sacks in back-to-back games for the first time in his career, adding to his career-high with four games with 2.0 or more

sacks in 2017. Became the first member of the Redskins to post 2.0 or more sacks in consecutive games since Andre Carter in Weeks 5-6 of the 2009 season.

2016 (REDSKINS)

Iron man started all 16 games for a sixth consecutive season, becoming the first member of the Redskins to start all 16 games in each of the first six seasons of an NFL career since the adoption of the 16-game schedule in 1978. Compiled 33 tackles (26 solo), 11.0 sacks, two forced fumbles and two passes defended on the year... Reached 10 sacks for the second time in his career, becoming the fifth member of the Redskins to post multiple 10-sack seasons since the NFL adopted sacks as an official statistic in 1982 (Dexter Manley, 4; Charles Mann, 4; Andre Carter, 2; Brian Drakpo, 2)... Recorded two solo tackles including a sack-fumble of QB Ben Roethlisberger vs. PIT (9/12)... Made three solo tackles including a half-sack vs. DAL (9/18)... Recorded four solo tackles, including two for loss, in a win at NYG (9/25)... Started vs. CLE (10/2) but exited the game early with an elbow injury... In a win at BAL (10/9), became the third Redskins player to record 50 career sacks since the NFL adopted sacks as an official statistic in 1982, joining Dexter Manley and Charles Mann... Posted four tackles (three solo) including 2.5 first-half sacks in a win vs. PHI (10/16), his ninth career multi-sack game... Recorded a sack at DET (10/23)... Recorded three solo tackles, a sack and a pass defended in a tie against CIN (10/30) in London. Recorded a sack in a fourth consecutive game for the first time since a five-game stretch in Weeks 12-16 of the 2014 season... Made three tackles (one solo) in a win vs. MIN (11/13)... Posted a sack in a win vs. GB (11/20)... Made five tackles (two solo) including a five-yard sack at DAL (11/24)... Recorded two solo tackles, a sack and a pass defended at ARI (12/4)... Made two solo tackles including a game-winning sack-fumble of Carson Wentz. The sack was his 11th of the season, tying him for the 10th-most in a single season in team history. Also marked the second time he had posted a sack in four consecutive games in the 2016 season (Weeks 5-8)... Made two tackles (one solo) vs. CAR (12/19)... Contributed on defense and special teams in a win at CHI (12/24)... Played but was limited by a dislocated finger vs. NYG (1/1).

2015 (REDSKINS)

Named the team's 2015 Walter Payton Man of the Year for his play on the field and work in the Washington, D.C. metro area community... Started all 16 regular season games for a fifth straight season and started his second career postseason contest... Became only the third member of the Redskins to start all 16 games in a season in each of his first five NFL seasons since the NFL adopted the 16-game format in 1978, joining Champ Bailey (1999-2003) and Jon Jansen (1999-2003)... Accrued 42 tackles (33 solo), 9.5 sacks, three passes defended and two forced fumbles during the year... Recorded two tackles (one solo), a pass defended and a half-sack vs. MIA (9/13)... Made four tackles (two solo) and was credited with a forced fumble in a win vs. STL (9/20)... Registered a solo tackle at NYG (9/24)... Recorded four solo tackles (two for loss) including a sack vs. PHI (10/4)... Posted two sacks among his three solo tackles, passing Brian Drakpo (40.0) for fifth on the Redskins all-time sack list. The multi-sack game was his first since Week 14 of 2014... Added an assisted tackle at NYJ (10/18)... Made one solo tackle vs. TB (10/25) prior to exiting the game with a hand injury... Contributed two tackles (one solo) in contests at NE (11/8) and vs. NO (11/15)... Recorded three tackles (two solo) including a sack at CAR (11/22), moving into sole possession of fourth place in career sacks in team history... Registered three solo tackles, two sacks and a pass defended in a win vs. NYG (11/29). Moved past Monte Coleman (43.5) for third-most sacks in franchise history since 1982... Posted two solo tackles (one for loss) and a pass defended vs. DAL (12/7)... Recorded five tackles (four solo) including an eight-yard sack in a win at CHI (12/13). Became only the fifth NFL player since 1982 to record 75 sacks in each of his first five seasons (Jared Allen, Derrick Thomas, DeMarcus Ware and Reggie White)... Recorded three solo

tackles and a sack in a win vs. BUF (12/20). On the sack, he forced the 17th fumble of his career... Made three solo tackles in a division-clinching win at PHI (12/26)... Recorded two tackles (one solo) including a sack in regular season finale at DAL (1/3)... Posted two tackles (one solo) and a pass defended in NFC Wild Card Round vs. GB (1/10).

2014 (REDSKINS)

Started all 16 games for the fourth consecutive season and posted a career-high 13.5 sacks... Tied for the league lead in forced fumbles (five), becoming the first member of the Redskins to finish atop league rankings in that category since LaVar Arrington in 2003 (six)... Started at HOU (9/7), recording three tackles (two solo) and the 11th forced fumble of his career... Started vs. JAX (9/14), tying a team record with four sacks among the Redskins' team-record-tying 10 sacks on the day. Tied Phillip Daniels (12/18/05), Ken Harvey (11/23/97), Dexter Manley (10/2/88) and Brian Drakpo (12/13/2009). Pushed past Darryl Grant (27.0) for ninth on the Redskins' all-time sack list... Started and added a solo tackle at PHI (9/21)... Started and recorded a sack among his three solo tackles vs. NYG (9/25) to move past Bruce Smith (28.5) for eighth in sacks in franchise history... Started and registered five tackles (two solo) including a sack vs. SEA (10/6)... Recorded a career-high nine tackles (seven solo) with a half-sack and a forced fumble in a start at ARI (10/12)... Made four tackles (two solo) in a start vs. TEN (10/19)... Started and recorded six tackles (five solo) with a sack in an overtime win at DAL (10/27)... Started and made three solo tackles at MIN (11/2)... Started and made three tackles (two solo, two for loss) vs. TB (11/16)... Started and recorded three tackles (two solo) including a sack to tie his single-season career high (8.5) at SF (11/23)... Started at IND (11/30) and recorded a sack-fumble on the game's first offensive play to establish a new career high in sacks (9.5) and tie Ken Harvey for the most forced fumbles by a member of the Redskins since 1994 (13). Led the team with five tackles (all solo)... Started vs. STL (12/7) and improved upon his single-season career high in sacks, collecting two sacks to push his season total to 11.5 and to pass Andre Carter (34.0) and Dave Butz (35.5) on the team's all-time sack list. The multi-sack game was the sixth of his career. Also forced the 14th fumble of his career, passing Ken Harvey (13) for most by a member of the Redskins since 1994... Started and recorded two solo tackles including a sack at NYG (12/14). Pushed career-high sack total to 12.5 and tied Marco Coleman (12.5 in 2000) for the sixth-most sacks in a single season in team history... Started and posted six solo tackles, a sack, a forced fumble and a fumble recovery in a win vs. PHI (12/20). Pushed career-high sack total to 13.5, tying Ken Harvey (1994) and Dexter Manley (1984) for fourth in team history, tying Harvey for the most sacks by a Redskins linebacker in a single season. Notched a full sack in five consecutive games for the first time in his career, becoming the first member of the Redskins to accomplish the feat since Fred Stokes in Weeks 1-5 of the 1991 season... Recorded two tackles (one solo) in a start vs. DAL (12/28).

2013 (REDSKINS)

Started vs. PHI (9/9) and had a career-high eight tackles (seven solo), one sack and was credited with a forced fumble on a Michael Vick lateral that DeAngelo Hall returned 75 yards for a touchdown... Started at GB (9/15), collecting five tackles (all solo) and matching his then-career high with two sacks... Started vs. DET (9/22) and posted seven tackles (three solo) and a pass defended... Started at DAK (9/29), and added four tackles (two solo), including a career-high-matching two sacks and a forced fumble. The multi-sack game was the fourth of his career... Started and registered two solo tackles at DAL (10/13)... Started and posted two tackles (one solo) vs. CHI (10/20)... Started at DEN (10/27), registering two solo tackles, a sack and a forced fumble... Started and added three tackles (two solo) vs. SD (11/3)... Started and contributed four tackles (three solo) and a pass defended at MIN (11/7)... Started and had two solo tackles at PHI (11/17)... Started and added three tackles (two solo) including two for loss vs. SF (11/25)...

Started and recorded four solo tackles vs. NYG (12/1)... Started and had a team-high eight tackles (seven solo), including three for loss, vs. KC (12/8)... Started and registered four tackles (one solo) including a 10-yard sack of Matt Ryan at ATL (12/15)... Started and notched five tackles (two solo), including a sack... Started and made three tackles (one solo) vs. NYG (12/29).

2012 (REDSKINS)

Started all 16 regular season games for the second straight year... Credited by the coaching staff with 62 tackles (32 solo), 25 quarterback pressures and 11 passes defended... Added a career-high 8.5 sacks and had his second career interception return touchdown... Selected to first Pro Bowl... Started and played every snap in the team's season-opening win at NO (9/9), registering two tackles (both solo), two quarterback hurries and a sack... Started at STL (9/16) and finished with two tackles... Started vs. CIN (9/23), registering a four tackles, three quarterback hits, two passes defended and a half-sack. Also hit Bengals QB Andy Dalton on the pass intercepted by Rob Jackson for a touchdown... Started at TB (9/30) and registered three tackles, including two tackles for loss, a sack and a pass defended... Started vs. ATL (10/7) and scored the second touchdown of his career, intercepting a Matt Ryan pass and returning it 28 yards for a touchdown in the second quarter. He became the first Redskin since the 1970 AFL-NFL merger to have an interception return for touchdown in each of his first two NFL seasons... Started and had two tackles vs. MIN (10/14)... Started and had one tackle at NYG (10/21)... Started and registered a sack, a pass defended and four tackles (all solo) at PIT (10/28)... Started and had one tackle vs. CAR (11/4)... Started in a win vs. PHI (11/18) and had three tackles, one sack, one forced fumble and a fumble recovery. Had his consecutive snaps played streak to start his career end at 1,751 via coaches' decision in the fourth quarter... Started and had four tackles (all solo), one pass defended and one sack in a Thanksgiving Day win at DAL (11/22)... In a win vs. NYG (12/3) on Monday Night Football, started at outside linebacker and registered four tackles (two solo)... Started and had four solo tackles in a win vs. BAL (12/9)... Started and had three solo tackles and two passes defended in a win at CLE (12/16)... Started and had five solo tackles, two sacks and a forced fumble in a win at PHI (12/23)... Started and had six tackles (three solo) in a division-clinching win vs. DAL (12/30)... Started and had four tackles in the NFC Wild Card Round vs. SEA (1/6).

2011 (REDSKINS)

Started in all 16 games and played every defensive snap despite not having the luxury of a traditional offseason program... Finished with 70 tackles, nine tackles for loss, 7.5 sacks, and team-highs in forced fumbles (four) and quarterback pressures (42)... Four forced fumbles were a Redskins rookie record... Started vs. NYG (9/11) in his first career game and recorded six tackles (one solo) and returned his first career interception nine yards for a touchdown... Started vs. ARI (9/18) and finished with three tackles (two solo), his first career sack and two passes defended... Started at DAL (9/26) and recorded four tackles (four solo), one sack and one forced fumble... Named NFL Defensive Rookie of the Month for September... Started at STL (10/2) and recorded six tackles (five solo), one sack and a forced fumble... Started vs. PHI (10/16) and recorded six tackles (two solo), and one pass defended... Started at CAR (10/23) and recorded three tackles (two solo)... Started at BUF (10/30) and recorded five solo tackles... Started vs. SF (11/6) and recorded six tackles (four solo) and one sack... Started at MIA (11/13) and recorded six tackles (five solo), two sacks and two forced fumbles... Started vs. DAL (11/20) and recorded four tackles (one solo), one sack and one pass defended... Started at SEA (11/27) and recorded five tackles (two solo)... Started vs. NYJ (12/4) and recorded seven tackles (four solo) and one pass defended... Started vs. NE (12/11) and recorded one solo tackle... Started at NYG (12/18) and recorded three tackles (two solo) and

one sack... Started vs. MIN (12/24) and recorded three tackles (two solo)... Started at PHI (1/1/12) and recorded two solo tackles.

COLLEGE

Played collegiately at Purdue from 2007-10 and finished career tied for the all-time Football Bowl Subdivision record with 14 fumbles forced (Big Ten record), tied for second all-time at Purdue with 33.5 sacks and fifth in Purdue history in tackles for loss with 57.0... As a senior, was a team co-captain and received team's Most Valuable Player Award for defense... Was the first unanimous All-American at Purdue since 1980 and merely the seventh in school history... Named first team All-America by the American Football Coaches Association, The Walter Camp Football Foundation, the Football Writers Association of America, the Associated Press and The Sporting News... Also earned SI.com first team All-American, Rivals.com first team All-American, Big Ten Defensive Player of the Year (coaches and media votes), Big Ten Defensive Lineman of the Year (coaches), first team All-Big Ten (coaches and media), Academic All-Big Ten... Runner up for the Ted Hendricks Award (nation's outstanding defensive end), semifinalist for Chuck Bednarik Award, Rotary Lombardi Award and Ronnie Lott IMPACT Trophy... Led the Football Bowl Subdivision in tackles for loss in the regular season (26.0), tied for second in fumbles forced (5), third in the FBS in sacks (12.5) and led the Big Ten in all three categories... Started all 12 games and totaled 70 tackles (50 solo), 26 tackles for a loss, 12.5 sacks, five forced fumbles and two fumble recoveries... As a junior, was named to Ted Hendricks Award watch list (nation's outstanding defensive end)... Earned second team All-American by Rivals.com, honorable mention All-American by College Football Insiders and SI.com, first team All-Big Ten by media and second team by coaches, second team Academic All-American, Academic All-District V and Academic All-Big Ten... Received team's Most Valuable Player Award for defense... Started all 12 games and led nation with school-record-tying seven forced fumbles, which were second-most in Big Ten history... Topped Big Ten and ranked third nationally with 13.0 sacks... Ranked fourth on team with 66 tackles (41 solo, 25 assists), and had two pass breakups and one fumble recovery... As a sophomore, named honorable mention All-Big Ten by media and Academic All-Big Ten honors... Appeared in all 12 games, including 11 starts and ranked seventh in Big Ten in sacks (7.0) and 10th in tackles for loss (11.5)... Totaled 56 tackles (31 solo), four passes defended, one interception and two forced fumbles... As a freshman, appeared in 12 games and totaled 18 tackles (12 solo) and one sack.

PERSONAL

Attended Muncie (Ind.) Central H.S. and lettered four times in football and baseball, starting in each of his last three seasons on the gridiron... Also lettered twice in basketball (freshman and junior years)... Received a three-star prospect rating and was rated the 88th-best player in the nation by Scout.com... Lined up at defensive end and tight end, earning Defensive Lineman of the Year in Mr. Football voting, adding All-State, All-Division 4A and All-North Central League honors in 2006... Recorded 90 tackles and led the state with 19.0 quarterback sacks as a senior... On offense, he pulled down 40 passes for 789 yards (19.73 avg.) and six touchdowns, as the team compiled a 7-6 record... On the basketball court, he was a reserve on the Muncie Central team that lost to future NBA draft picks Greg Oden and Mike Conley at Lawrence North in the 2006 Class 4A title game... Threw out a first pitch with former MLB player Javy Lopez at opening night of the AA Richmond Flying Squirrels of the Eastern League in 2013... Born Patrick Ryan Kerrigan... Father, Brendan, played football at Ball State... Brother, Kyle, was a member of the DePauw swim team. Sisters, Kristina and Kaitlin, played collegiate volleyball at the University of Indianapolis and Grace College, respectively... Married his wife, Jessica, in 2018 and gave birth

to their daughter Lincoln in 2019.

COMMUNITY

In 2013, launched Ryan Kerrigan's Blitz for the Better Foundation, which provides opportunities, support and resources to children and families in need in the Greater Washington, D.C. area. Served as a waiter with several teammates at Ruth's Chris Steak House at the organization's launch fundraiser, raising more \$100,000 for seriously ill, special needs and physically challenged children in each of the last three years... Has dedicated multiple "Kerrigan's Korner" hubs at local children's hospitals to provide children who are battling various serious illnesses with an electronic center full of games and movies to keep their minds stimulated during recovery... In 2014, raised money for after-school exercise and wellness programs with actor Matthew McConaughey and teammate Alfred Morris at the Movies with Morris event and raised money for pediatric cancer research at the Make-A-Wish Foundation Evening of Wishes Gala... In 2016, recorded a reading of "Oh the Places You'll Go" by Dr. Seuss in celebration of the author's birthday for Read Across America Day, played video games with active military members stationed overseas during the Pros vs. GI Joes event, promoted healthy lifestyle habits at the 138th annual White House Easter Egg roll on the South Lawn, celebrated the unveiling of a new Kerrigan's Korner, discussed the "Be the Change" campaign in an Emmy-winning educational film endorsed by the Fear 2 Freedom non-profit organization, played alongside fans to benefit children in the second annual Redskins Charity Golf Classic, walked the runway alongside the Women of Washington to raise money for the WRCF at the second annual Redskins Runway Show and hosted Ryan Kerrigan's Topgolf Challenge to promote his Blitz for the Better Foundation... Named the Redskins Walter Payton Man of the Year in 2015 for his efforts in the community. That year, he attended the Smashing Walnuts Foundation Gala to help raise awareness for childhood brain cancer, promoted the importance of eating breakfast to Guilford Elementary students in Sterling, Va., participated in the 136th annual White House Easter Egg Roll, walked in the inaugural WDW Wives Runway Show to benefit the Washington Redskins Charitable Foundation, welcomed 1,100 children into the Redskins locker room at FedExField to meet Santa and take home toys for Christmas at Skins Santa Shoppe, met and congratulated children who won their Redskins Read Across Richmond summer challenge and brought 25 children from INOVA Children's Hospital to the Redskins cafeteria to eat, play games and create their own Build-A-Bear... Participated in the Smashing Walnuts Foundation fundraiser in honor of Gabriella Miller in 2013 among his other charitable endeavors... In 2012, participated in the team's 80th Anniversary Thank You Tour throughout Virginia, Maryland and Washington, D.C... Brought smiles to hospital patients by dressing up in costume and visiting with children at the WRCF Pediatric Halloween Party... In 2011, helped the Washington Redskins Charitable Foundation and the U.S. Marine Corps provide 1,100 youth in need with a toy at the annual Skins Santa Shoppe... Participated in the 4th & Life program, a program for high school athletes focusing on what it takes to be successful on the field, in the classroom, and in the workplace... Led kids in fitness activities as part of NFL's PLAY 60 campaign, helping kids get 60 minutes of exercise a day.



YEAR-BY-YEAR STATS

DEFENSE

Year	Team	G	GS	Tack	Solo	Sack	INT	PD
2011	Was	16	16	64	42	7.5	1	4
2012	Was	16	16	54	42	8.5	1	8
2013	Was	16	16	66	47	8.5	0	3
2014	Was	16	16	64	51	13.5	0	1
2015	Was	16	16	42	33	9.5	0	3
2016	Was	16	16	33	26	11.0	0	2
2017	Was	16	16	46	34	13.0	1	1
2018	Was	16	16	43	30	13.0	0	1
Career		128	128	412	305	84.5	3	23

*Tackle stats according to STATS, LLC

ADDITIONAL

FF-FR: 4-0 in 2011, 2-1 in 2012, 4-0 in 2013, 5-1 in 2014, 2-0 in 2015, 2-0 in 2016, 3-0 in 2017, 3-1 in 2018

INT TD: 1 in 2011, 1 in 2012, 1 in 2017

POSTSEASON

Year	Team	G	GS	Tack	Solo	Sack	INT	PD
2012	Was	1	1	4	2	0	0	0
2015	Was	1	1	2	1	0	0	1

CAREER HIGHS

SINGLE-GAME

Total Tackles:	9, at Arizona (10/12/14)
Solo Tackles	7, three times, last at Arizona (10/12/14)
Interceptions:	1, three times, last vs. Philadelphia (9/10/17)
Interception TD:	1, three times, last vs. Philadelphia (9/10/17)
Sacks:	4, vs. Jacksonville (9/14/14)
Passes Defensed:	2, three times, last at CLE (12/16/12)
Forced Fumbles:	2, at Miami (11/13/11)
Fumbles Recovered:	1, three times, last at Tampa Bay (11/11/18)

84

DARVIN KIDSY JR.

WR**6-0 // 190****1st NFL Season // Texas Southern****DOB: March 19, 1995 // Elkins H.S. (Missouri City, Texas)**

TRANSACTIONS

Originally entered the NFL with the Washington Redskins as a college free agent on May 14, 2018... Released by the Redskins on September 1, 2018... Signed to the Redskins' practice squad on September 2, 2018... Signed to the Redskins' active roster on Dec. 20, 2018.

YEAR-BY-YEAR

2018 (REDSKINS)

Spent the first 15 weeks on the team's practice squad... Signed to the active roster in Week 16... Made NFL debut and contributed on offense at TEN (12/22)... Recorded first career reception vs. PHI (12/30).

COLLEGE

Finished his collegiate career at Texas Southern in 2017 after playing at North Texas from 2013-15... Played in 47 career games, catching 86 passes for 1,058 yards with five touchdowns for the Tigers and Mean Green... Also totaled 18 career kickoff returns for 428 yards (23.8 avg.) with one touchdown and 36 career punt returns for 281 yards (7.8 avg.) with two touchdowns... Played in 11 games at Texas Southern in 2017, posting career highs in receptions (38), receiving yards (519) and receiving touchdowns (three)... Played in 11 games at North Texas in 2015, hauling in 17 passes for 240 yards for a team-best 14.1 yards per catch average... In 2014, was North Texas' leading punt returner with 23 returns for 233 yards and a touchdown and second-leading kickoff returner with 12 for 299 yards and a touchdown while contributing 15 catches for 148 yards on offense... Caught 16 catches for 151 yards in 13 games as a freshman in 2013... Also competed in track and field at North Texas and Texas Southern.

PERSONAL

Attended Elkins H.S. in Missouri City, Texas, where he was named first-team All-District 23-5A in 2012 after collecting 33 receptions for 669 yards and 11 touchdowns... Ranked as one of Houston's top-100 recruits by the Houston Chronicle... As a junior, posted 35 catches for 400 yards and four touchdowns... Also competed in track and field and was named all-state in the high jump... Recorded a personal best 6'11"... Son of Stephanie and Darvin Kidsy Sr... Born March 19, 1995.

YEAR-BY-YEAR STATS

RECEIVING

Year	Team	GP	GS	Rec	Yds	Avg	Lg	TD
2018	Was	2	0	1	8	8.0	8	0
Career		2	0	1	8	8.0	8	0

34

ASHTON LAMPKIN

CB**6-0 // 190****2nd NFL Season // Oklahoma State****DOB: Oct. 1, 1994 // Dunbar H.S. [Fort Worth, Texas]**

TRANSACTIONS

Originally entered the NFL as college free agent with the Kansas City Chiefs on May 6, 2017... Placed on Injured/Reserved list with a torn ACL on September 2, 2017... Placed on PUP list on August 2, 2018... Activated from PUP list on August 10, 2018... Waived by the Chiefs on August 10, 2018... Signed with the Cleveland Browns' practice squad on December 13, 2018... Signed to the Browns active roster on January 7, 2019... Released by the Browns on May 6, 2019... Signed with the Washington Redskins on June 11, 2019.

YEAR-BY-YEAR

2018 (CHIEFS/BROWNS)

Placed on the Chiefs PUP list at the start of the preseason schedule... Activated from the PUP list and waived during the preseason... Signed to the Browns practice squad during Week 15.

2017 (CHIEFS)

Signed as a college free agent with the Chiefs... Spent the season on the Reserve/Injured list with an ACL injury following the preseason.

COLLEGE

Played collegiately at Oklahoma State from 2012-16, where he appeared in 55 games with 25 starts... Recorded 111 tackles [89 solo] with five interceptions, 12 passes defended, one forced fumble and one fumble recovery in his career... Compiled 34 tackles [24 solo], one forced fumble, one fumble recovery, one interception and three pass breakups in 13 games as a senior. Earned honorable mention All-Big 12 honors... Battled through injuries his redshirt junior season, playing in 12 games with eight starts. Totaled 31 tackles with 25 solo stops. Ranked third on the team with five pass breakups. Defended the last pass of the game to seal OSU's overtime win at West Virginia. Had at least one tackle in every game he played, with a career-high of six at West Virginia... Started the first four games of his true junior season before suffering an injury against Texas Tech that kept him out the rest of the season... Intercepted reigning Heisman Trophy-winner Jameis Winston in season opener against Florida State. Totaled four tackles and three pass breakups... Played in every game as a sophomore, tallying 24 tackles [19 solo] and a pass breakup. Named 2013 OSU Special Team's MVP and first-team Academic All-Big 12. Notched a season-high four tackles against UTSA and Kansas State. Credited with at least one tackle in nine games... Saw action in every game as a true freshman. Became the first Cowboy with an interception in 2012 when he picked off a pass in the season opener. Had a season-best four tackles at Baylor in the regular-season finale. Recorded a solo tackle in bowl win over Purdue.

PERSONAL

A native of Oklahoma City, Okla... Attended Dunbar H.S. in Fort Worth, Texas, where he was a member of the Texas Football Magazine super team and a top-15 DB prospect by the publication... Had 76 tackles as a senior with four interceptions, also catching 20 passes for 450 yards with four touchdowns on offense... Recorded six picks as a junior... Majored in university studies/business administration... Son of Stacey Lampkin and Anthony Crooks... Born Jan. 10, 1994.

34



BYRON MARSHALL

RB
5-9 // 215
3rd NFL Season // Oregon
DOB: Feb. 13, 1994 // Valley Christian H.S. (San Jose, Calif.)

TRANSACTIONS

Originally entered the NFL with the Philadelphia Eagles on May 5, 2016... Waived by the Eagles on September 3, 2016... Signed to the Eagles practice squad on September 5, 2016... Signed to the Eagles active roster from the practice squad on December 13, 2016... Waived by the Eagles on September 2, 2017... Signed to the Eagles practice squad on September 3, 2017... Signed to the Washington Redskins active roster from the Eagles' practice squad on November 14, 2017.

YEAR-BY-YEAR

2018 (REDSKINS)

Appeared in six games, rushing for nine yards on three attempts and caught four receptions for 30 yards... Returned six kickoffs for 114 yards (19.0 avg)... Placed on the Reserve/Injured list to start the season through Week 11... Made 2018 debut after being activated from the Reserve/Injured list and rushed twice for five yards vs. HOU [11/18]... Contributed on offense and special teams at DAL [11/22]... Inactive at PHI [12/3]... Tallied one rush for four yards and three catches for 13 yards vs. NYG [12/9]... Caught one pass for 17 yards at JAX [12/16]... Contributed on offense and special teams at TEN [12/22]... Contributed on offense and special teams vs. PHI [12/30].

2017 (EAGLES/REDSKINS)

Waived by the Eagles during final cuts but spent the first 10 weeks of the season on the team's practice squad... Signed to the Redskins' active roster in Week 11... Appeared in four games for Washington, rushing nine times for 32 yards and catching six passes for 36 yards. Also returned four kickoffs for 89 yards (22.3 avg)... Made Redskins debut at NO [11/19], rushing once for two yards... Rushed four times for 18 yards and caught a 12-yard pass in a Thanksgiving night win vs. NYG [11/23]. Also averaged 19.0 yards on two kickoff returns... Rushed four times for 12 yards, caught five passes for 24 yards and returned a kickoff 29 yards at DAL [11/30]... Returned one kickoff 22 yards at LAC [12/10] before exiting the game with a hamstring injury... Placed on Reserve/Injured list on Dec. 12.

2016 (EAGLES)

Appeared in three games, rushing 19 times for 64 yards and catching three passes for 10 yards... Opened the season on the team's practice squad before being promoted to the active roster on Dec. 13... Made NFL debut at BAL [12/18], rushing nine times for 22 yards and catching two passes for six yards... Gained 42 yards on 10 carries in season finale vs. DAL [1/1].

COLLEGE

Played collegiately at Oregon, where he amassed 3,170 scrimmage yards (1,877 rushing; 1,293 receiving) and 27 total touchdowns (19 rushing, eight receiving) in 42 career games at the running back and wide receiver positions... Became the first player in Pac-12 history to total 1,000-plus career rushing yards and 1,000-plus career receiving yards... Limited by injury to four games in 2015... Was an honorable mention all-Pac-12 selection in 2014 after finishing the year with 1,003 receiving yards on 74 catches, becoming the 10th receiver in school history to rack up 1,000 yards in a single season... Gained 1,038 rushing yards and 155 receiving yards in 2013, garnering honorable mention all-conference status... Was team's fourth-leading rusher as a true freshman with 464 yards and four touchdowns while appearing in 11 of 13 games in 2011.

PERSONAL

Attended Valley Christian H.S. in San Jose, Calif., where he was named second-team All-Mercury News after running for 914 yards and nine touchdowns despite missing three games as a senior... Averaged 9.38 yards per carry that season... Carried the ball 145 times for 1,360 yards and 20 touchdowns as a junior, as well as catching 10 passes for 115 yards, to be selected to the All-Central Coast first-team... Had breakout year as a sophomore, rushing for 1,035 yards and 17 touchdowns, while catching 11 passes for 331 yards and four more scores, earning Cal-Hi Sports State Sophomore of the Year, as well as first-team Central Coast choice and West Coast Athletic League honors... Also lettered in track, placing third at the National Indoor Championships at 60 meters and ranked first among sophomores in California with a time of 10.67 seconds in the 100 meters... Majored in journalism... Son of Greg and Tammie Marshall... Father of Mya and Makenna... Born Feb. 13, 1994.

YEAR-BY-YEAR STATS

RUSHING

Year	Team	GP	GS	Att	Yds	Avg	Lg	TD
2016	Phi	3	0	19	64	3.4	12	0
2017	Was	4	0	9	32	3.6	11	0
2018	Was	6	0	3	9	3.0	4	0
Career		13	0	31	105	3.4	12	0

RECEIVING

Year	Team	GP	GS	Rec	Yds	Avg	Lg	TD
2016	Phi	3	0	3	10	3.3	7	0
2017	Was	4	0	6	36	6.0	12	0
2018	Was	6	0	4	30	7.5	17	0
Career		13	0	13	76	5.8	17	0

KICK RETURN

Year	Team	KR	Yds	Avg	Lg	TD
2016	Phi	2	36	18.0	23	0
2017	Was	4	89	22.3	29	0
2018	Was	6	114	19.0	28	0
Career		12	239	19.9	29	0

CAREER HIGHS

SINGLE-GAME

Carries:	10, vs. Dallas (1/1/17)
Rushing Yards:	42, vs. Dallas (1/1/17)
Receptions:	5, at Dallas (11/30/17)
Receiving Yards:	24, at Dallas (11/30/17)

12**COLT MCGOY****QB****6-1 // 212**
10th NFL Season // Texas**DOB: Sept. 5, 1986 // Jim Ned H.S. (Tuscola, Texas)****TRANSACTIONS**

Originally selected by the Cleveland Browns in the third round (85th overall) of the 2010 NFL Draft... Traded to the San Francisco 49ers on April 1, 2013... Signed with the Washington Redskins as an unrestricted free agent on April 3, 2014... Resigned with the Redskins on March 19, 2015... Re-signed with the Redskins on March 9, 2016.

PRO

Enters 2019 having previously appeared in 39 regular season games with 27 starts, completing 542-of-896 passes (60.5 percent) for 5,958 yards with 29 touchdowns as of the conclusion of the 2018 season. The only quarterback from the 2010 NFL Draft class that is currently active.

YEAR-BY-YEAR**2018 (REDSKINS)**

Appeared in three games with two starts, completed 34-of-54 passes (63.0 percent) for 372 yards with a passer rating of 78.6 percent, and recorded three touchdowns and three interceptions... Active but did not play in Weeks 1-10... Made his 2018 regular season debut after Alex Smith suffered a leg injury and completed 6-of-12 pass attempts for 54 yards and one touchdown for a passer rating of 90.3. He also rushed for 35 yards on five carries vs. HOU [11/18]... Made first start since 2014 and completed 24-of-38 passes for 268 yards and two touchdowns and rushed five times for 28 yards at DAL [11/22] on Thanksgiving Day... Completed four passes on four attempts for 50 yards while holding a 118.8 passer rating before leaving the game with a leg injury at PHI [12/3]... Inactive Weeks 14-16... Placed on Reserved/Injured list on Dec. 27.

2017 (REDSKINS)

Active but did not play in Weeks 1-12... Saw action on the final drive at DAL [11/30]... Active but did not play in Weeks 13-17.

2016 (REDSKINS)

Active but did not play in all 16 games.

2015 (REDSKINS)

Appeared in two regular season games in reserve, completing 7-of-11 passes for 128 yards and a touchdown... Active but did not play in Weeks 1-9... Saw action in reserve vs. NO [11/15]... Active but did not play in Weeks 11-16... Completed 7-of-11 passes for 128 yards with a touchdown in a little more than two quarters of play at DAL [1/3]. Completed a 71-yard touchdown pass to Rashad Ross, the longest completion of his career... Active but did not play in NFC Wild Card Round vs. GB [1/10].

2014 (REDSKINS)

Appeared in five games with four starts, completing 91-of-128 passes (71.7 percent) for 1,057 yards with four touchdowns and a team-high passer rating of 96.4... Inactive at HOU [9/7], vs. JAX [9/14]. Active but did not play at PHI [9/21], vs. NYG [9/25], vs. SEA [10/6] and at ARI [10/12]... Entered in relief vs. TEN [10/19] and completed 11-of-12 passes for 128 yards with one touchdown and a passer rating of 138.9. Engineered the second fourth-quarter comeback win of his career and his first since Sept. 25, 2011 vs. Miami as a member of the Cleveland Browns. With a 70-yard touchdown pass to Pierre Garçon on his first attempt, became the first Redskins player to throw a touchdown pass on his first pass attempt with the team since wide receiver Brandon Banks (Dec. 11, 2011 vs. NE)... Made his first start as a member of the Redskins in overtime win at DAL [10/27], his first NFL start since Dec.

8, 2011 as a member of the Cleveland Browns. Completed 25-of-30 passes for 299 yards and a passer rating of 94.3. Completion percentage of 83.3 was the highest of his career among games he has started and was the fourth-highest completion percentage by a Redskins quarterback with at least 20 attempts since the 1970 AFL-NFL merger. Scored on a seven-yard run in the third quarter, the second rushing touchdown in his career and his first since Nov. 7, 2010 as a member of the Browns. Earned GMC Never Say Never Moment of the Week for his performance... Active but did not play at MIN [11/2], vs. TB [11/16] and at SF [11/23]... Started at IND [11/30] and completed 31-of-47 passes with a passer rating of 113.1 and set career highs in passing yards (392) and passing touchdowns (three). The 300-yard passing effort was the second of his career and his first since Oct. 2, 2011... Started and completed 20-of-32 passes for 199 yards with two interceptions vs. STL [12/7]... Started and completed four-of-seven passes for 39 yards at NYG [12/14] before exiting the game with a neck injury. Also recorded a 19-yard run, his longest rush since posting a career-long 20-yarder as a member of the Cleveland Browns on Nov. 27, 2011.

2013 (49ERS)

Appeared in relief in four games, throwing one pass — a 13-yard completion to Bruce Miller at JAX [10/27].

2012 (BROWNS)

Saw action in three games... Completed 9-of-17 attempts for 79 yards and one touchdown in an appearance at DEN [12/23].

2011 (BROWNS)

Started all 13 games in which he appeared... Completed 265-of-463 passes for 2,733 yards with 14 touchdowns and 11 interceptions... Threw a touchdown pass in each of the Browns' first five games, the first Brown to do so since Derek Anderson in 2007... Completed 19-of-39 passes for 210 yards and two touchdowns vs. MIA [9/25], as he completed a 14-yard touchdown pass to WR Mohamed Massaquoi with :43 remaining in regulation to lift the Browns to a 17-16 victory. Connected on 9-of-13 passes for 75 yards on the game-winning drive... Set Browns single-game records with 40 completions and 61 attempts for a career-high 350 yards vs. TEN [10/2]. His 350 yards passing were the most by a Brown since Derek Anderson threw for 364 yards in November 2007... Tied his career-high for touchdown passes in a game with two in four contests.

2010 (BROWNS)

Played in eight games, starting all eight... Completed 135-of-222 passes for 1,576 yards and six touchdowns, setting a Browns rookie record with a 60.8 completion percentage and 74.5 passer rating. Led all NFL rookies in completion percentage... Made NFL debut at PIT [10/17], completing 23-of-33 passes for 281 yards and one touchdown. Also added 22 yards rushing on four carries... Earned his first win as an NFL starter at NO [10/24], as he completed 9-of-16 passes for 74 yards in a 30-17 victory. Also caught his first career pass for a 13-yard gain from RB Peyton Hillis... Recorded a 101.6 QB rating vs. NE [11/7], completing 14-of-19 passes for 174 yards while adding his first career rushing touchdown, a 16-yard scamper, to help beat the Patriots... Threw for 241 yards on 17-of-28 passing with a touchdown and carried four times for a career-high 39 yards at JAX [11/21]... Completed 19-of-25 passes for 243 yards with two touchdowns, resulting in a career-high passer rating of 132.6 at CIN [12/19].

COLLEGE

Starred at Texas from 2006-09, earning 45 victories in 53 career starts to finish as the winningest quarterback in NCAA history at the time... Completed 1,157-of-1,645 passes for 13,253 yards with 112 touchdowns and 45 interceptions, while adding 447 rushes for 1,571 yards and 20 touchdowns... At the time, was the only quarterback in college annals to win at least 10 or more games in each of his four seasons... Finished his collegiate career owning 47 school records... His 13,253 passing yards ranked sixth in college football annals and his 112 passing touchdowns ranked seventh all-time in NCAA history... As a senior in 2009, received the Maxwell Award, Davey O'Brien Award and Johnny Unitas Golden Arm Award. Also was named the Big-12 Player of the Year... Completed 332-of-470 passes for 3,521 yards, 27 touchdowns and 12 interceptions in 2009... In 2008, completed a school-record 332 completions on 433 attempts, setting an NCAA season-record with his completion percentage of 76.67 and threw for a career-high 3,859 yards and 34 touchdowns... Completed 276-of-424 passes for 3,303 yards, 22 touchdowns and a passer rating of 139.16 in 2007... Named Big 12 Offensive Freshman of the Year and All Big-12 Second Team, completing 217-of-318 passes for 2,570 yards and 29 touchdowns in 2006.

PERSONAL

Attended Jim Ned H.S. in Tuscola, Texas, where his father, Brad, served as head coach of the football team. Was a two-time Associated Press 2A Offensive MVP and first-team all-state pick... Finished his prep career as the all-time leading passer in Texas 2A history and sixth overall across all size classifications in Texas history, completing 536-of-849 pass attempts for 9,344 yards and 116 touchdowns... Was also a four-year starter in basketball and was an all-state selection as a junior... Was a three-time regional qualifier in track, including the mile relay and 110M hurdles. His wife, Rachel, was a middle-distance track and field athlete for Baylor University... Grandfather, Burl McCoy, is a member of the Abilene Christian University Sports Hall of Fame for his exploits both as an athlete and as the former women's basketball coach... Brother, Case, played quarterback at Texas as well... Graduated with a degree in sports management... Born Daniel Colt McCoy on Sept. 5, 1986 in Hobbs, N.M.

COMMUNITY

During the 2019 offseason, has led his Colt McCoy Pro Football Camp into its 10th year. The camp hosts children of members of the military and underprivileged youth. In 2017, led Fuel Up To Play 60 end-of-the-year celebrations at local schools, discussed the importance of communication and face-to-face interaction at the EverFi Character Playbook Launch, and participated in a teambuilding workshop with students from Brambleton Middle School as part of the Redskins FITT Program... In 2016, supported local teenage boys and girls experiencing traumatic circumstances with their families at the Burgundy and Gold Banquet, hosted story time and a meet and greet for those attending the Redskins Read Book Fairs at 11 local Barnes and Noble locations in the D.C. area, played alongside fans to benefit children in the second annual Redskins Charity Golf Classic, walked the runway alongside the Women of Washington at the second annual Redskins Runway Show, packaged weekend bags for students at a Prince George's County Elementary School at the Capital Area Food Bank, gave both football and life advice to 400 local high school football players at the 4th and Life High School Football Forum, brought joy to 31 area women battling breast cancer at the team's annual All-Star Survivors Celebration, donated winter coats and Redskins hats to 300 elementary school students from seven local area schools at the eighth annual Share the Warmth event, distributed packaged food and turkeys to 2,500 families in need at the 14th annual Harvest Feast at FedExField, and welcomed 200 elementary school kids into the Redskins locker room at FedExField to meet Santa and take home toys for Christmas at Skins Santa Shoppe... In 2015, participated in the inaugural WDW Wives Runway Show to benefit the Washington Redskins Charitable Foundation, engaged with the Redskins community to celebrate the organization at the Burgundy & Gold Banquet, played alongside fans at the inaugural Redskins Golf Classic, met with a select group of high school football players in the Washington, D.C., area to watch the movie 'My All American', and ate dinner with 31 women battling breast cancer during the All-Star Survivors Celebration... In 2014, participated in Robert Griffin III's Friday Night Lights camp for 300 boys and girls at Anacostia (D.C.) High School, volunteered at the Redskins' annual All-Star Survivors Celebration, participated in the Get the Ball Rolling Flag Football Experience with 120 middle school students at Redskins Park and distributed Thanksgiving food to 3,000 Prince George's County residents in need at the team's annual Harvest Feast.

CAREER HIGHS

SINGLE-GAME

Pass Attempts:	61, vs. Tennessee (10/2/11)
Pass Completions:	40, vs. Tennessee (10/2/11)
Yards Passing:	392, at Indianapolis (11/30/14)
Long (Passing):	71t, at Dallas (1/3/16)
Passing TD:	3, at Indianapolis (11/30/14)
Passer Rating:	138.9, vs. Tennessee (12 att., 10/19/14)
Carries:	9, vs. Seattle (10/23/11)
Rushing Yards:	39, at Jacksonville (11/21/10)
Long (Rushing):	20, twice, at NY Giants (12/14/14)
Rushing TD:	1, twice, last at Dallas (10/27/14)

YEAR-BY-YEAR STATS

PASSING

Year	Team	G	GS	Att	Comp	Pct	Yds	Yd/A	TD	Int	Lg	Rate
2010	Cle	8	8	222	135	60.8	1576	7.1	6	9	47	74.5
2011	Cle	13	13	463	265	57.2	2733	5.9	14	11	56	74.6
2012	Cle	3	0	17	9	52.9	79	4.6	1	0	21	85.2
2013	SF	4	0	1	1	100.0	13	13.0	0	0	13	118.8
2014	Was	5	4	128	91	71.1	1057	8.3	4	3	70t	96.4
2015	Was	2	0	11	7	63.6	128	11.6	1	0	71t	133.9
2017	Was	1	0	0	0	0	0	0	0	0	0	0.0
2018	Was	3	2	54	34	63.0	372	6.9	3	3	53t	78.6
Career		39	27	896	542	60.5	5958	6.6	29	26	71t	78.9

RUSHING

Year	Team	Att	Yds	Avg	Lg	TD
2010	Cle	28	136	4.9	18	1
2011	Cle	61	212	3.5	20	0
2012	Cle	4	15	3.8	15	0
2013	SF	6	-6	-1.0	-1	0
2014	Was	16	66	4.1	20	1
2015	Was	3	-3	-1.0	-1	0
2017	Was	0	0	-	-	0
2018	Was	10	63	6.3	15	0
Career		128	483	3.8	20	2

ADDITIONAL

Record as Starter: 7-18 (0.280) career; 1-5 (0.167) with Redskins
Fumbles-Lost: 1-0 in 2010, 11-2 in 2011, 5-1 in 2014, 1-0 in 2015, 1-0 in 2018
Fourth Quarter Comeback Wins: 2 (9/25/11 vs. MIA, 10/19/14 vs. TEN)
300-Yard Passing Games: 2 (1 in 2011, 1 in 2014)

58

CASSANOVA MCKINZY

LB**6-3 // 252**
2nd NFL Season // Auburn**DOB: Nov. 17, 1992 // Woodlawn H.S. (Birmingham, Ala.)**

TRANSACTIONS

Originally entered the NFL with the Tampa Bay Buccaneers as a college free agent on May 2, 2016... Waived by the Buccaneers on August 22, 2016... Signed to the Los Angeles Rams practice squad on December 20, 2016... Waived by the Rams on September 2, 2017... Signed to the Rams practice squad on September 3, 2017... Released from the Rams practice squad on September 19, 2017... Signed with the Washington Redskins on January 2, 2018.

YEAR-BY-YEAR

2018 (REDSKINS)

Appeared in three games, registering one tackle for loss... Spent first nine weeks of the season on the practice squad... Promoted from the practice squad and signed to the active roster in Week 10 and contributed one solo tackle and one tackle for loss in a win at TB [11/11]... Contributed on defense and special teams vs. HOU [11/18]... Contributed on defense and special teams at DAL [11/22]... Placed on Reserve/Injured list with a torn pectoral on Nov. 27.

2017 (RAMS)

Contributed on the Rams practice squad in Weeks 1-2.

2016 (BUCCANEERS/RAMS)

Spent the offseason with the Buccaneers but was waived in the preseason... Spent the final two weeks of the season on the Rams' practice squad.

COLLEGE

Started 37 games at Auburn, recording 263 total tackles, 8.5 sacks, three forced fumbles and two interceptions... Named second-team All-SEC as a senior in 2015, where he notched 74 tackles and 5.0 sacks... Started 12 games as a junior, tallying 91 tackles and one interception... Led team with 75 tackles as a sophomore, adding two sacks. Led the Tigers with nine total tackles in the 2013 BCS National Championship Game.

PERSONAL

Attended Woodlawn H.S. in Birmingham, Ala., where he recorded 113 tackles (21 for loss), one sack, one forced fumble and one interception (which he returned for a touchdown) as a senior... Participated in the 2012 Offense-Defense All-American Game... Ranked 10th on the Birmingham News' list of 2012 Super Seniors... Rated as a four-star prospect in high school, according to Rivals, Scout and ESPN... Son of Joann Brown and Charles Drake... Graduated from Auburn with a degree in public administration... Born Nov. 17, 1992.

YEAR-BY-YEAR STATS

DEFENSE

Year	Team	G	GS	Tack	Solo	Sack	INT	PD
2018	Was	3	0	1	1	0	0	0
Career		3	0	1	1	0	0	0

*Tackle stats according to STATS, LLC

31

FABIAN MOREAU

CB**6-0 // 204**
3rd NFL Season // UCLA**DOB: April 9, 1994 // Western H.S. (Davie, Fla.)**

TRANSACTIONS

Originally selected by the Washington Redskins in the third round (81st overall) of the 2017 NFL Draft.

YEAR-BY-YEAR

2018 (REDSKINS)

Appeared in all 16 regular season games with 10 starts, recording 58 tackles [37 solo], one interception and five passes defended... Notched two tackles [one solo] in a win at ARI [9/9]... Made first career start and added two tackles [one solo] vs. IND [9/16]... Recorded first career forced fumble and finished with four tackles [three solo] in a win vs. GB [9/23]... Contributed five tackles [three solo] and one forced fumble at NO [10/8]... Added two solo tackles in a win vs. CAR [10/14]... Registered four tackles [two solo] in a win vs. DAL [10/21]... Notched five tackles [three solo] in a win at NYG [10/28]... Tallied four tackles [one solo] and one pass defended vs. ATL [11/4]... Notched six solo tackles in a win at TB [11/11]... Tallied two tackles [one solo] vs. HOU [11/18]... Recorded two solo tackles at DAL [11/22]... Tied a team high nine tackles [seven solo], two passes defended and one forced fumble at PHI [12/3]... Recorded four tackles [two solo] vs. NYG [12/9]... Tallied his first career interception and an assisted tackle at JAX [12/16]... Recorded one assisted tackle at TEN [12/22]... Tallied four tackles [two solo], and one pass defended vs. PHI [12/30].

2017 (REDSKINS)

Played in all 16 games as a rookie, contributing seven tackles [four solo] and a pass defended in addition to serving as a key special teamer... Made NFL debut on special teams vs. PHI [9/10]... Played on defense and special teams in a win at LAR [9/17]... Notched two assisted tackles in addition to stand-out play on special teams in a win vs. OAK [9/24]... Added two tackles [one solo] at KC [10/2]... Contributed three tackles [two solo] and a pass defended in a win vs. SF [10/15]... Played on special teams at PHI [10/23] and vs. DAL [10/29]... Contributed on special teams in a win at SEA [11/5]... Played on special teams vs. MIN [11/12]... Contributed on defense and special teams at NO [11/19]... Played on special teams in a Thanksgiving night win vs. NYG [11/23]... Contributed on special teams at DAL [11/30] and at LAC [12/10]... Played on special teams in a win vs. ARI [12/17]... Made a solo tackle in a win vs. DEN [12/24]... Played on special teams at NYG [12/31].

COLLEGE

Played collegiately at UCLA from 2012-16, recording 148 tackles (98 solo), 26 pass breakups, three interceptions, one forced fumble and one fumble recovery in 51 career games... As a senior in 2016, received honorable mention All-Pac-12 honors from the league's coaches after leading his team with 10 pass breakups and contributing two interceptions to a Bruins secondary that limited opponents to a conference-low 12 passing touchdowns... Was a team co-captain in 2015 and appeared in three games before redshirting the rest of the season with a Lisfranc injury... Started 13 games and was a second-team all-conference performer in 2014 after contributing 53 tackles (40 solo), eight passes defended and an interception... As a sophomore in 2013, started all 12 games in which he appeared, posting 51 tackles (26 solo) and garnering an honorable mention all-conference selection... Played in 11 games as a freshman and was credited with five tackles and a fumble recovery.

PERSONAL

Attended Western H.S. in Davie, Fla., where he contributed at both running back and wide receiver... As a senior, ran 149 times for 889 yards and 11 touchdowns and also caught 21 passes for 416 yards and seven touchdowns... Named first-team All-County by the Sun Sentinel and Miami Herald... Team captain who earned team MVP honors in addition to being an honorable mention all-state selection... Played in the South Florida All-Star game... Rated as a three-star recruit by both Rivals.com and Scout.com... Majored in political science... Son of Berg and Guerly Moreau. Has two sisters, Faby and Fabriana... Born April 9, 1994.

YEAR-BY-YEAR STATS

DEFENSE

Year	Team	G	GS	Tack	Solo	Sack	INT	PD
2017	Was	16	0	7	4	0	0	1
2018	Was	16	10	58	37	0	1	5
Career		32	10	65	41	0	1	6

*Tackle stats according to STATS, LLC

ADDITIONAL

FF-FR: 3-0 in 2018

76

MORGAN MOSES

T**6-6 // 330****6th NFL Season // Virginia****DOB: March 3, 1991 // Meadowbrook H.S. (Richmond, Va.)**

HONOR ROLL

Redskins Ed Block Courage Award (2015)

TRANSACTIONS

Originally selected by the Washington Redskins in the third round (66th overall) of the 2014 NFL Draft... Signed multi-year contract extension with the Redskins on April 27, 2017.

PRO

Enters 2019 having previously appeared in 72 regular season games with 85 starts across his first five seasons from 2014-18... One of two members of the Redskins to start every game across the 2015-18 seasons (Ryan Kerrigan)... Currently holds the team's second longest active streak with 64 consecutive starts (Ryan Kerrigan, 128).

YEAR-BY-YEAR

2018 (REDSKINS)

Started in all 16 regular season games in which he appeared for a fourth consecutive season... Currently holds the team's second longest active streak with 64 consecutive starts (Ryan Kerrigan, 128)... One of seven active offensive linemen in the NFL to lead the league in consecutive starts since 2015 (64)... Finished the season as one of three starters on offense to start all 16 games (Adrian Peterson and Chase Roullier)... Made 50th career start and started at right tackle. Helped the offense gain 429 yards in a win at ARI (9/9)... Started at right tackle vs. IND (9/16)... Made start at right tackle before leaving game with an injury in win vs. GB (9/23)... Started at right tackle and made one solo tackle at NO (10/8)... Started at right tackle in a win vs. CAR (10/14)... Started at right tackle in a win vs. DAL (10/21)... Started at right tackle in a win at NYG (10/28)... Started at right tackle vs. ATL (11/4)... Started at right tackle in a win at TB (11/11)... Started at right tackle vs. HOU (11/18)... Started at right tackle at DAL (11/22)... Started at right tackle at PHI (12/3)... Started at right tackle vs. NYG (12/9)... Started at right tackle at JAX (12/16)... Started at right tackle at TEN (12/22)... Started at right tackle vs. PHI (12/30).

2017 (REDSKINS)

Started all 16 games, finishing the season as one of only three offensive players (and the only offensive lineman) to do so (Kirk Cousins and Vernon Davis)... Started at right tackle vs. PHI (9/10)... Started at right tackle and helped the Redskins record the NFL's first 200-yard rushing game (229) of the 2017 season at LAR (9/17)... Started at right tackle in a win vs. OAK (9/24), helping the Redskins to a 472-128 advantage in total yards, the team's largest differential in regular season play since Dec. 15, 1974... Started at right tackle at KC (10/2), helping the Redskins post their first sack-free game of the season... Started at right tackle and helped the offense to 419 yards in a win at SF (10/15)... Started at right tackle at PHI (10/23), helping Kirk Cousins throw for 303 yards... Started at right tackle vs. DAL (10/29)... Started at right tackle in a comeback win at SEA (11/5)... Started at right tackle as Kirk Cousins threw for 327 yards vs. MIN (11/12)... Started at right tackle and helped the Redskins produce both a 300-yard passer and 100-yard rusher at NO (11/19)... Started at right tackle in a Thanksgiving night win vs. NYG (11/23)... Started at right tackle at DAL (11/30) and at LAC (12/10)... Started at right tackle in a win vs. ARI (12/17)... Started at right tackle as the offense gained 386 yards in a win vs. DEN (12/24)... Started at right tackle at NYG (12/31).

2016 (REDSKINS)

Started all 16 games for a second straight season... Part of an offensive line that led the Redskins to team records in total net yards (6,545), net passing yards (4,758) and yards per play (6.40) while allowing only 23 sacks, fourth-fewest in the NFL... Started at right tackle vs. PIT (9/12) and helped the Redskins hold the Steelers without a sack on 43 team pass attempts... Started at right tackle vs. DAL (9/18), helping the offense post 432 yards of offense... Started at right tackle in a win at NYG (9/25), contributing to a 403-yard effort... Started at right tackle in wins vs. CLE (10/2) and at BAL (10/9)... Started at right tackle in a win vs. PHI (10/16), guiding the offense to 230 rushing yards, its highest total since 2012... Started at right tackle in a 413-yard offensive performance at DET (10/23)... Started at right tackle in a tie against CIN (10/30) in London, helping the offense record 546 yards of offense, the team's largest offensive output since a 559-yard effort vs. Atlanta on Nov. 10, 1991... Started at right tackle in a win vs. MIN (11/13)... Started at right tackle in a win vs. GB (11/20), helping the Redskins post 515 total yards, the team's most in a non-overtime game since Week 11 of the 1991 season... Started at right tackle at DAL (11/24), holding the Cowboys without a sack and helping the offense to consecutive 500-yard performances for the first time in team history... Started at right tackle at ARI (12/4)... Started at right tackle in a win at PHI (12/11)... Started at right tackle and helped Kirk Cousins throw for 315 yards vs. CAR (12/19)... Started at right tackle and helped the Redskins to 200-plus yards both on the ground and in the air in a win at CHI (12/24)... Started at right tackle in season finale vs. NYG (1/1).

2015 (REDSKINS)

Earned the Redskins' 2015 Ed Block Courage Award, earning the starting right tackle role a year after a Lisfranc injury prematurely ended his rookie season... Started all 16 regular season games and one postseason game at right tackle... Rapid recovery and progression in training camp allowed the team to move No. 5 overall pick Brandon Scherff to right guard and create a young, promising right side of the offensive line... Started at right tackle and helped the Redskins rush for 161 yards vs. MIA (9/13)... Helped the Redskins post 182 rushing yards in a start at right tackle vs. STL (9/20)... Started at right tackle vs. NYG (9/24)... Started at right tackle vs. PHI (10/4), helping the offense go 90 yards on its final drive for a come-from-behind victory... Started at right tackle at ATL (10/11) and at NYJ (10/18)... Started at right tackle in the largest comeback win (24 points) in team history vs. TB (10/25)... Started at right tackle at NE (11/8)... Started at right tackle vs. NO (11/15), blocking for the Redskins' first combined 300-yard passing game/200-yard rushing game since Super Bowl XXII... Started at right tackle at CAR (11/22)... Started at right tackle and helped Kirk Cousins throw for his fourth 300-yard game of the season in a win vs. NYG (11/29)... Started at right tackle vs. DAL (12/7)... Started at right tackle in a win at CHI (12/13)... Started at right tackle for Cousins' team-record-setting sixth 300-yard passing game of the season in a win vs. BUF (12/20)... Started at right tackle and fought through an ankle injury in a division-clinching win at PHI (12/26)... Started at right tackle in regular season finale at DAL (1/3)... Started at right tackle in NFC Wild Card Round vs. GB (1/10).

2014 (REDSKINS)

Played in eight games and made one start as a rookie... Inactive at HOU (9/7)... Made NFL debut vs. JAX (9/14)... Inactive at PHI (9/21)... Contributed on special teams vs. NYG (9/25)... Saw action on offense and special teams vs. SEA (10/6)... Inactive at ARI (10/12) and vs. TEN (10/19)... Played on special teams at DAL (10/27) and at MIN (11/2)... Saw significant action in relief of an injured Trent Williams vs. TB (11/16)... Made

76 | MORGAN MOSES

first career NFL start at left tackle and helped Alfred Morris post 125 rushing yards at SF (11/23)... Contributed on special teams at IND (11/30)... Active but did not play vs. STL (12/7)... Placed on Reserve/Injured list on Dec. 11.


COLLEGE

Played at Virginia from 2010-13, starting 43 of the 48 career games in which he played — 30 at right tackle and 12 at left tackle... Received All-ACC third-team honors as a senior in 2013 while helping Kevin Parks become the Cavaliers' first 1,000-yard rusher in a season since 2004... Was a Coaches All-ACC honorable mention selection as a junior in 2012, starting 11 of 12 games and helping UVA amass more than 500 yards of total offense multiple times in a season for the first time since 2004... Was one of 13 players to start all 13 games for the Cavaliers in 2011... Appeared in 11 of Virginia's 12 games as a freshman, making his collegiate debut against Richmond. Made first collegiate start against UNC, becoming the seventh true freshman nationally to start at offensive tackle in 2010 when he started at right tackle against the Tar Heels.

PERSONAL

Attended Meadowbrook H.S. in Richmond, Va., and also played prep football at Fork Union Military Academy in 2009... Two-time all-state, all-region and all-district selection... Multiple-time Richmond Times-Dispatch first-team All-Met selection... Had his jersey retired at Meadowbrook in 2016... Was a Parade and SuperPrep All-American who was rated as a four-star prospect by Rivals.com and Scout.com... Listed as the No. 2 player in Virginia for the class of 2009 by Rivals.com... Son of Marion and Morris Moses... Has three children, Isaiah Moses, Jerimah Moses, Legend Moses and Natalia Carter.

COMMUNITY



Launched the Morgan Moses Foundation in 2015 with the goal of motivating children through educational activities in the Central/Northern Virginia and D.C. metropolitan areas... Earned NFLPA Community MVP honors in Week 16 of the 2016 season after announcing a partnership with The Princeton Review to offer tutoring services to

100 hard-working students free of charge... In 2016, promoted healthy lifestyle habits at the 138th annual White House Easter Egg roll on the South Lawn, supported local teenage boys and girls experiencing traumatic circumstances with their families at the Burgundy and Gold Banquet, and helped deliver 157 Leesa mattresses to children at Youth for Tomorrow in Bristow, Va... Visited hematology patients at a Washington, D.C. Ronald McDonald House and also stressed the importance of staying on the right path on a panel at the Fairfax Juvenile Detention Center in 2014.

YEAR-BY-YEAR STATS

GAMES/STARTS

Year	Team	G	GS
2014	Was	8	1
2015	Was	16	16
2016	Was	16	16
2017	Was	16	16
2018	Was	16	16
Career		72	65

POSTSEASON

Year	Team	G	GS
2015	Was	1	1
Career		1	1

35

MONTAE NICHOLSON II

S**6-2 // 212**
3rd NFL Season // Michigan State**DOB: Dec. 4, 1995 // Gateway H.S. (Monroeville, Pa.)**

TRANSACTIONS

Originally selected by the Washington Redskins in the fourth round (123rd overall) of the 2017 NFL Draft.

PRO

Enters 2019 having previously appeared in 22 regular season games with 13 starts from 2017-18... Recorded 62 tackles (44 solo), three passes defended, and one interception. Started seven games during the 2018 season.

YEAR-BY-YEAR

2018 (REDSKINS)

Appeared in 14 games with starts in seven and compiled 38 tackles (26 solo) with one pass defended... Tied a team high five tackles (five solo) in a win at ARI (9/9)... Notched seven tackles [four solo] and one pass defended while playing 100 percent of the defensive snaps vs. IND (9/16)... Posted a career-high eight tackles [four solo] in a win vs. GB (9/23)... Added three tackles (two solo) at NO (10/8)... Notched three tackles (two solo) in a win vs. CAR (10/14)... Recorded two solo tackles in a win vs. DAL (10/21)... Contributed five tackles [four solo] on defense and one solo tackle on special teams in a win at NYG (10/28)... Added four tackles (three solo) vs. ATL (11/4)... Contributed on defense and special teams in a win at TB (11/11)... Contributed on defense and special teams vs. HOU (11/18)... Contributed on defense and special teams at DAL (11/22)... Added one solo tackle on special teams at PHI (12/3)... Tallied one solo special teams tackle vs. NYG (12/9)... Contributed on defense and special teams at JAX (12/16)... Placed on Reserve/Injured list on Dec. 19.

2017 (REDSKINS)

Played in eight games with six starts as a rookie, tallying 24 tackles (18 solo), two passes defended and an interception... Made NFL debut vs. PHI (9/10)... Made first career start and posted two solo tackles in a win at LAR (9/17)... Posted a tackle and his first career interception in a win vs. OAK (9/24). At 21 years and 294 days old, joined David Amerson, Champ Bailey, Tom Carter, Su'a Cravens, Sean Taylor and Barry Wilburn as the only members of the Redskins since the 1970 AFL-NFL merger to record an interception prior to turning 22 years old, according to records provided by Pro Football Reference... Contributed three solo tackles at KC (10/2)... Posted a career-high six tackles (four solo) in a win vs. SF (10/15)... Added three tackles (one solo) at PHI (10/23)... Recorded five tackles (three solo) vs. DAL (10/29)... Active but did not play while battling a shoulder injury at SEA (11/5)... Inactive vs. MIN (11/12)... Exited early at NO (11/19) with a concussion... Inactive in Weeks 12-15... Placed on Reserve/Injured list on Dec. 19.

COLLEGE

Played collegiately at Michigan State from 2014-16, collecting 200 tackles (109 solo), 4.5 tackles for loss, four interceptions and a forced fumble in 38 career games... Played in 11 games, including 10 starts at safety, as a junior in 2016. Garnered an honorable mention All-Big Ten selection after collecting an interception and finishing second on the Spartans with a career-high 86 tackles (39 solo)... As a sophomore in 2015, made 83 tackles (52 solo), three interceptions and 2.5 tackles for loss in 14 games with 10 starts during Michigan State's Big Ten championship campaign... Played in all 13 games as a freshman in 2014. Led the team's first-year players with 31 tackles (18 solo).

PERSONAL

Attended Gateway H.S. in Monroeville, Pa., where he earned Pittsburgh Tribune-Review Male Athlete of the Year honors as a defensive back... Was a two-time Class AAAA all-state selection and three-time first-team All-Foothills Conference selection... Recorded 72 tackles, four fumble recoveries, three interceptions and one forced fumble while scoring two defensive touchdowns as a senior. Also posted 41 receptions for a school-record 810 yards (19.8 avg.) and 11 touchdowns on offense that season... Posted 36 tackles, an interception and three defensive touchdowns as a junior... Also lettered in basketball and track. Is the school's record-holder in the 100-meter hurdles... Majored in sociology... Son of Jackie Crawford... Born Dec. 4, 1995.

COMMUNITY

In 2017, guided students from Dreams for Kids DC through football drills, visited Finance Park for an in-person financial literacy simulation with eighth grade students from Thomas Pullen Performing Arts Academy, and packaged weekend bags for Prince George's County Elementary School students at the Capital Area Food Bank.

YEAR-BY-YEAR STATS

DEFENSE

Year	Team	G	GS	Tack	Solo	Sack	INT	PD
2017	Was	8	6	24	18	0	1	2
2018	Was	14	7	38	26	0	0	1
Career		22	13	62	44	0	1	3

*Tackle stats according to STATS, LLC

24

JOSH NORMAN

CB**6-0 // 200****8th NFL Season // Coastal Carolina****DOB: Dec. 15, 1987 // Greenwood (S.C.) H.S.**

HONOR ROLL

Pro Bowl selection (2015 season)
 First-team Associated Press All-Pro (2015)
 PFWA All-NFL and All-NFC Team (2015)
 2015 PFWA Co-Most Improved Player
 NFL Top 100 Players
 >> No. 11 after 2015, No. 59 after 2016

TRANSACTIONS

Originally selected by the Carolina Panthers in the fifth round (143rd overall) of the 2012 NFL Draft... Received franchise tag from Panthers on March 1, 2016... Became unrestricted free agent after rescission of the franchise tag by the Panthers on April 20, 2016... Signed with the Washington Redskins as an unrestricted free agent on April 22, 2016.

PRO

Joined the Redskins during the 2016 offseason... Enters 2019 having previously appeared in 99 regular season games with 84 starts from 2012-18... Recorded 373 tackles (275 solo), 73 passes defended, 13 interceptions (two returned for touchdowns), 11 forced fumbles and five fumbles recovered in his first seven NFL seasons with Carolina (2012-15) and Washington (2016-18)... Also started all five previous career post-season contests in which he has appeared, including Super Bowl 50.

YEAR-BY-YEAR

2018 (REDSKINS)

Started in all 16 regular season games in which he appeared. Recorded 64 tackles (40 solo), three interceptions for 79 yards, nine passes defended, one tackle for loss, three forced fumbles and one fumble recovery... Recorded one solo tackle in a win at ARI (9/9)... Tallied seven tackles (three solo) and played 100 percent of the defensive snap count vs. IND (9/16)... Recorded seven tackles (two solo) and one fumble recovery in a win vs. GB (9/23)... Notched three solo tackles at NO (10/8)... Finished with five tackles (four solo), one interception, one pass defended and one forced fumble. Became the first Redskin to force a fumble and record an interception in a single game since Kendall Fuller did so against the Oakland Raiders in Week 3 of the 2017 season in a win vs. CAR (10/14)... Registered five solo tackles and one forced fumble. He has now forced at least one fumble in consecutive games for the first time in his career in a win vs. DAL (10/21)... Tallied four tackles (one solo) and one pass defended in a win at NYG (10/28)... Registered six tackles (three solo) and two passes defended vs. ATL (11/4)... Finished with one solo tackle, one interception and one pass defended in a win at TB (11/11)... Assisted on two tackles vs. HOU (11/18)... Tallied six tackles (five solo), one pass defended and a forced fumble at DAL (11/22)... Finished with two tackles (one solo), one interception and one pass defended at PHI (12/3)... Recorded one solo tackle and two passes defended vs. NYG (12/9)... Notched four tackles (three solo) at JAX (12/16)... Tallied five tackles (four solo) at TEN (12/22)... Tallied five tackles (three solo) vs. PHI (12/30).

2017 (REDSKINS)

Started all 14 games in which he played, recording 64 tackles (47 solo), nine passes defended, two forced fumbles and a fumble recovery... Recorded three tackles (two solo) and three passes defended vs. PHI (9/10)... Posted six tackles (five solo) and a career-high two forced fumbles in a win at LAR (9/17)... Made three tackles (two solo) in a win vs. OAK (9/24)... Notched two tackles (one solo) and a pass defended

prior to exiting with a rib injury at KC (10/2)... Inactive with a rib injury vs. SF (10/15) and at PHI (10/23)... Recorded four tackles (two solo) and a fumble recovery vs. DAL (10/29)... Posted six tackles (five solo) and a pass defended in a win at SEA (11/5)... Contributed nine tackles (seven solo) vs. MIN (11/12)... Tied for team lead with seven tackles (five solo) at NO (11/19)... Recorded a solo tackle and a pass defended in a Thanksgiving night win vs. NYG (11/23)... Contributed four solo tackles at DAL (11/30)... Tallied three solo tackles and a pass defended at LAC (12/10)... Added six tackles (three solo) and a pass defended in a win vs. ARI (12/17)... Compiled five tackles (four solo) in a win vs. DEN (12/24)... Produced five tackles (three solo) and a pass defended at NYG (12/31).

2016 (REDSKINS)

Started all 16 games in his debut season in Washington, compiling 67 tackles (52 solo), 19 passes defended, three interceptions and two forced fumbles... Made Redskins debut vs. PIT (9/12), posting six tackles (three solo) and two passes defended... Posted five tackles, a forced fumble and a career-high-tying three passes defended vs. DAL (9/18)... Recorded six tackles (five solo) and two passes defended in a win at NYG (9/25)... Notched six tackles (four solo) and his first interception as a member of the Redskins in a win vs. CLE (10/2)... Recorded one solo tackle while fighting through a wrist injury in a win at BAL (10/9)... Added two tackles in a win vs. PHI (10/16)... Made one solo tackle prior to exiting with a concussion at DET (10/23)... Tallied six solo tackles and tied a career high with three passes defended in a tie against CIN (10/30) in London... Made three tackles (two solo) in a win vs. MIN (11/13)... Recorded three tackles and a forced fumble in a win vs. GB (11/20)... Contributed four solo tackles at DAL (11/24)... Posted five solo tackles and a pass defended at ARI (12/4)... Recorded two tackles (one solo) and broke up a pass on a two-point conversion attempt in a win at PHI (12/11)... Recorded seven tackles (five solo) and a pass defended vs. CAR (12/19)... Set a career high with four passes defended and tied his career best with two interceptions in a win at CHI (12/24). Also added five tackles (four solo). He and Bashaud Breeland combined to give the Redskins multiple players with multiple interceptions in a single game for the first time in records available dating back to 1960... Recorded five tackles (four solo) and a pass defended vs. NYG (1/1).

2015 (PANTHERS)

Started 16 games at cornerback, earning first-team AP and PFWA All-Pro honors and sharing Co-Most Improved Player honors with Redskins QB Kirk Cousins... Established career highs with four interceptions, including two returned for touchdowns (tied for NFL lead), 16 passes defended, three forced fumbles and two fumble recoveries. Added 55 tackles... Key member of unit that finished in the top 10 in the NFL in total defense for the fourth consecutive year. Helped Carolina lead the NFL in interceptions (24), takeaways (39), points off turnovers (148) and turnover differential (+20) and opponent passer rating (73.5)... Named NFC Defensive Player of the Month for September, tying for the NFL lead with two interceptions and posting 15 tackles, three passes defended, one forced fumble and one fumble recovery as the Panthers finished the month 3-0. Became the first defensive back in team history to be named Defensive Player of the Month... Scored first career touchdown at JAX (9/13) when he intercepted a pass by Jaguars quarterback Blake Bortles and returned it 30 yards for the score. Also forced and recovered a fumble by Jaguars wide receiver Allen Hurns, becoming only player in the 25 seasons to have an interception return touchdown, forced fumble and fumble recovery on Kickoff Weekend... Intercepted a pass by Saints quarterback Luke McCown vs. NO (9/27) in the end zone with 1:09 left in the game to seal

the victory... Earned first career NFC Defensive Player of the Week honor after intercepting Buccaneers quarterback Jameis Winston twice at TB (10/4). Returned first interception 46 yards for a touchdown and established a career high with three passes defended... Became the first player in franchise history to record four interceptions in first four games of a season and first NFL cornerback with two interception return touchdowns in the first four games of a season since Charles Woodson in 2008... Matched career high with three passes defended vs. IND (11/2)... Forced a fumble vs. WAS (11/22)... Forced a fumble by Giants wide receiver Odell Beckham, Jr. at NYG (12/20)... Recovered a fumbled snap by Falcons quarterback Matt Ryan at ATL (12/27)... Started at cornerback in NFC Divisional Playoff vs. SEA (1/17), NFC Championship vs. ARI (1/24) and Super Bowl 50 vs. DEN (2/7), recording 10 tackles, one sack and four passes defended in the postseason... Sacked Seahawks quarterback Russell Wilson for a 14-yard loss in NFC Divisional Round vs. SEA (1/10).

2014 (PANTHERS)

Played in 14 games with 10 starts and was inactive for two games for Carolina... Tied for second on the team with two interceptions and finished second with 11 passes defended... Posted 38 tackles and one forced fumble... Started vs. CHI (10/5) before being inactive with a concussion at CIN (10/12) and at GB (10/19)... Started the final nine games of the regular season... Thwarted Seahawks scoring threat with interception of quarterback Russell Wilson in the end zone vs. SEA (10/26)... Punched the ball away from Saints running back Mark Ingram at NO (12/7)... Intercepted a pass by Browns quarterback Brian Hoyer vs. CLE (12/21)... Started NFC Wild Card game vs. ARI (1/3) and NFC Divisional Playoff at SEA (1/10)... Recorded five tackles and one pass defended in the postseason... Part of defense that set an NFL record for the fewest yards allowed in a postseason game with 78 vs. ARI.

2013 (PANTHERS)

Played in seven games and was inactive for nine games... Recorded five tackles... Inactive for NFC Divisional game vs. SF (1/12).

2012 (PANTHERS)

Played in 16 games with starts in the first 12 as a rookie... Posted 74 tackles, one interception and a team-leading eight passes defended... Joined fellow rookies Luke Kuechly and Amini Silatolu as opening day starters at TB (9/9)... Compiled a single-game career-high 11 tackles vs. NO (9/16)... Notched first career interception, picking off Bears quarterback Jay Cutler at CHI (10/28). Leaped in front of Bears wide receiver Brandon Marshall to snag the ball at the Panthers' three-yard line.

COLLEGE

Played in 46 games with 39 starts at Coastal Carolina, earning a scholarship after his sophomore season after joining the program as a walk-on... Was a two-time All-American and three-time All-Big South Conference honoree... Finished career first in conference and school history with 48 passes defended and second with 13 interceptions. Also totaled 196 tackles and four forced fumbles and tied school record with four blocked kicks... As a senior in 2011, earned first-team All-American and first-team All-Big South Conference honors and became the first player from Coastal Carolina and only the second from the Big South Conference to play in the Senior Bowl. Played in 11 games with 10 starts, leading the team with 62 tackles and 14 passes defended and tying for first with two interceptions... Was a first-team All-Big South Conference choice in 2010, posting 56 tackles, one forced fumble, one interception and a team-high 10 passes defended in 12 games with 11 starts... As a sophomore in 2009, was a third-team All-American and first-team All-Big South Conference selection, setting conference and school records with eight interceptions in 11 starts. Paced the conference with 15 passes defended... Played in 12 games with seven starts as a freshman in 2008. Collected 35 tackles, two interceptions and nine passes defended.

PERSONAL

Attended Greenwood (S.C.) H.S., where he earned All-State honors on defense... Was also named All-Lakeland Region 4A team on offense... Selected to play in the North-South All-Star Game... Was a member of the basketball, baseball and track teams throughout high school... Majored in general studies... Son of Roy and Sandra Norman... Born Dec. 15, 1987.

COMMUNITY

Established the Starz24 Foundation to provide enrichment to children through community events & youth programs. The Foundation puts an emphasis on fitness & teamwork, Starz24 challenges the youth to participate & excel in areas that help develop strong interpersonal skills, and awareness of the world. During the 2018 offseason, traveled to Flint, Mich. to learn about and help alleviate the water crisis by distributing bottled water to the community. Distributed resources to immigrants at the U.S.-Mexico border and announced plans to open a recreation center in his hometown of Greenwood, S.C. in conjunction with Boys & Girls Club. Funded Starz 24, a non-profit committed to enriching the lives of the youth in Greenwood and other cities facing financial hardships and educational and community deficits... In his first year in Washington in 2016, greeted fans and posed for pictures at FedExField at the team's annual Draft Day Party, walked the runway alongside the Women of Washington to raise money for the WRFC at the second annual Redskins Runway Show, and distributed packaged food and turkeys to 2,500 families in need at the 14th annual Harvest Feast at FedExField.



YEAR-BY-YEAR STATS

DEFENSE

Year	Team	G	GS	Tack	Solo	Sack	INT	PD
2012	Car	16	12	71	50	0	1	7
2013	Car	7	0	4	3	0	0	0
2014	Car	14	10	47	35	0	2	11
2015	Car	16	16	56	48	0	4	18
2016	Was	16	16	67	52	0	3	19
2017	Was	14	14	64	47	0	0	9
2018	Was	16	16	64	40	0	3	9
Career		99	84	373	275	0	13	73

*Tackle stats according to STATS, LLC

ADDITIONAL

FF-FR: 1-1 in 2014, 3-2 in 2015, 2-0 in 2016, 2-1 in 2017, 3-1 in 2018

INT TD: 2 in 2015

POSTSEASON

Year	Team	G	GS	Tack	Solo	Sack	INT	PD
2014	Car	2	2	6	4	0	0	0
2015	Car	3	3	9	6	1	0	4

CAREER HIGHS

SINGLE-GAME

Total Tackles:	11, vs. NY Giants (9/20/12)
Solo Tackles:	8, vs. NY Giants (9/20/12)
Interceptions:	2, twice, last at Chicago (12/24/16)
Passes Defended:	4, at Chicago (12/24/16)
Forced Fumbles:	2, at Los Angeles Rams (9/17/17)
Fumbles Recovered:	1, five times, last vs. Green Bay (9/23/18)

61

TIMON PARRIS

T**6-6 // 320**
1st NFL Season // Stony Brook**DOB: Sept. 11, 1995 // Floral Park H.S. (Elmont, N.Y.)**

TRANSACTIONS

Originally entered the NFL with the Washington Redskins as a college free agent on May 2, 2018... Waived by the Washington Redskins on September 1, 2018... Signed to the Washington Redskins practice squad on September 2, 2018... Signed to the Redskins active roster on December 21, 2018.

YEAR-BY-YEAR

2018 (REDSKINS)

Appeared in one contest. Spent the first 15 weeks of the season on the team's practice squad before being promoted to the active roster on Dec. 21... Made NFL and Redskins debut and contributed on offense at TEN (12/22)... Active but did not play vs. PHI (12/30).

COLLEGE

Played collegiately at Stony Brook from 2013-17, appearing in 41 career games with the Seawolves. Earned All-CAA honors in each of his final three seasons... Started the first eight games of the 2017 season before suffering a season-ending injury. Earned first-team AFCA All-American honors after helping Stony Brook average 29.2 points and 351.2 yards per game... Started all 11 games at left tackle in 2016, earning his second selection as a first-team All-CAA honoree... Was a second-team All-CAA selection as a sophomore in 2015 after starting all 10 games at left tackle... Started all 12 games as a redshirt freshman in 2014, transitioning to left tackle for the final nine games... Redshirted in 2013.

PERSONAL

Attended Floral Park (N.Y.) H.S., where he played both guard and defensive tackle... Earned all-county honors as a senior team captain after recording 29 tackles (including 13 for loss) and 3.0 sacks on the defensive side of the ball... Played for Team Long Island in Empire Challenge All-Star Game... Was also an all-conference performer in the shot put and discus... Son of Trevor and Jewel Parris... First name pronounced "Tih-moan"... Native of Elmont, N.Y... Born Sept. 11, 1995.

94



DARON PAYNE

DL

6-3 // 320

2nd NFL Season // Alabama

DOB: May 27, 1997 // Shades Valley H.S. (Irontdale, Ala.)

TRANSACTIONS

Originally selected by the Washington Redskins in the first round (13th overall) of the 2018 NFL Draft.

YEAR-BY-YEAR

2018 (REDSKINS)

Started in all 16 games in which he appeared, recording 56 tackles (35 solo) along with 5.0 sacks, three passes defensed, eight quarterback hits, six tackles for loss, one forced fumble and one fumble recovery... Made NFL debut in win at ARI (9/9) with first career start and recorded three tackles (two solo)... Tallied two tackles (one solo) vs. IND (9/16)... Recorded first career sack for a loss of four yards and finished with five tackles (four solo), one tackle for loss and one quarterback hit in a win vs. GB (9/23)... Registered four tackles (three solo), two quarterback hits, one tackle for loss, first career forced fumble and one sack for a loss of six yards at NO (10/8)... Tallied three tackles (two solo) in a win vs. CAR (10/14)... Notched four tackles (one solo), one quarterback hit and one pass defensed in a win vs. DAL (10/21)... Registered four tackles (three solo) and one sack for a loss of six yards in a win at NYG (10/28)... Assisted on a tackle vs. ATL (11/4)... Notched two assisted tackles and a quarterback hit in a win at TB (11/11)... Tallied seven tackles (three solo) vs. HOU (11/18)... Recorded one sack, four tackles (three solo) and a pass defensed at DAL (11/22)... Added one solo tackle at PHI (12/3)... Notched five tackles (three solo) and one sack vs. NYG (12/9)... Recorded his first career fumble recovery, plus two solo tackles at JAX (12/16)... Recorded three tackles (two solo) and a pass defensed at TEN (12/22)... Recorded five tackles (five solo) vs. PHI (12/30).

COLLEGE

Played collegiately in 44 games at Alabama from 2015-17... Compiled 102 career tackles (39 solo), 5.0 tackles for loss, 3.0 sacks, five pass breakups, two fumble recoveries, one forced fumble and one interception... Integral part of defense that qualified for three consecutive College Football Playoff National Championship berths, including titles in 2015 and 2017... In 2017, totaled 53 tackles (21 solo), three pass breakups, one fumble recovery, 1.0 sack, one interception and one offensive touchdown in 14 games, earning first-team All-SEC honors from the Associated Press. Recorded first career interception in Sugar Bowl, returning it 21 yards and capping the ensuing drive with a one-yard touchdown reception. Garnered Defensive MVP honors in both the Sugar Bowl and the College Football Playoff National Championship... As a sophomore in 2016, tallied 36 tackles (12 solo), 1.5 sacks and one pass breakup in 15 games and scored the first touchdown of his collegiate career at Ole Miss on a three-yard return of a fumble forced by Redskins linebacker Ryan Anderson... Appeared in all 15 games as a freshman in 2015, contributing 13 tackles (six solo), a half-sack and a forced fumble.

PERSONAL

Attended Shades Valley H.S. in Irontdale, Ala., where he was rated as a five-star prospect and the No. 1 player in the state of Alabama by Rivals.com... Was named a five-star prospect by Scout.com... Named to the 2015 U.S. Army All-American Bowl... Honorable mention Alabama Sports Writers Association All-State selection... Participated in 2014 Alabama-Mississippi All-Star Game... Son of Ron Payne and Kemberly Smith... First name pronounced "duh-RON"... Born May 27, 1997.

YEAR-BY-YEAR STATS

DEFENSE

Year	Team	G	GS	Tack	Solo	Sack	PD	FF	FR
2018	Was	16	16	56	35	5	3	1	1
Career		16	16	56	35	5	3	1	1

FF-FR: 1-1 in 2018

*Tackle stats according to STATS, LLC

32



SAMAJE PERINE

RB

5-11 // 240

3rd NFL Season // Oklahoma

DOB: Sept. 16, 1995 // Hendrickson H.S. (Pflugerville, Texas)

TRANSACTIONS

Originally selected by the Washington Redskins in the fourth round (114th overall) of the 2017 NFL Draft.

YEAR-BY-YEAR

2018 (REDSKINS)

Appeared in five games, rushing for 32 yards on eight attempts. Hauled in three receptions for five yards... Inactive in Weeks 1-5... Made 2018 debut and rushed one time for three yards and caught one pass for a loss of three yards in a win vs. CAR [10/14]... Rushed twice for two yards in a win vs. DAL [10/21]... Inactive in a win at NYG [10/28]... Rushed two times for 20 yards and caught two passes for eight yards vs. ATL [11/4]... Contributed on offense in a win at TB [11/11]... Inactive in Weeks 11-16... Gained seven yards on three carries vs. PHI [12/30].

2017 (REDSKINS)

Appeared in all 16 games with eight starts, leading the Redskins in rushing attempts (175) and rushing yards (603), becoming the 14th rookie in team history to lead the Redskins in rushing yards in a season. Scored one rushing touchdown and also added 22 catches for 182 yards and a receiving touchdown... Made NFL debut on special teams vs. PHI [9/10]... Rushed 21 times for 61 yards and caught one pass for no gain in a win at LAR [9/17]... Rushed 19 times for 49 yards and caught a six-yard pass in a win in his first career start vs. OAK [9/24]... Rushed six times for 27 yards at KC [10/2]... Rushed nine times for 28 yards and caught three passes for 24 yards including a career-long 16-yard catch and his first career receiving touchdown in a win vs. SF [10/15]... Played on special teams at PHI [10/23] and vs. DAL [10/29]... Gained nine yards on two carries at SEA [11/5]... Rushed nine times for 35 yards and caught a career-long 25-yard pass vs. MIN [11/12]. Also added a season-long 28-yard kickoff return... Recorded career highs in rushing attempts (23) and rushing yards (117) at NO [11/19], recording the first 100-yard rushing day by a Redskins running back since Rob Kelley in Week 11 of the 2016 season. Scored the first rushing touchdown of his career on a one-yard run in the second quarter... Gained 100 yards on 24 carries and caught three passes for 30 yards in a Thanksgiving night win vs. NYG [11/23]. Became the first member of the Redskins to post consecutive 100-yard rushing games since Alfred Morris in Weeks 9-10 of the 2013 season and the first Redskins rookie to do so since Morris in Weeks 12-14 of the 2012 season... Rushed 12 times for 38 yards and caught three passes for 31 yards at DAL [11/30]... Rushed 17 times for 45 yards and caught four passes for seven yards at LAC [12/10]... Gained 37 yards on 14 carries and added two catches for 29 yards in a win vs. ARI [12/17]... Rushed 17 times for 53 yards and caught three passes for 21 yards in a win vs. DEN [12/24]... Rushed twice for three yards prior to exiting with an injury at NYG [12/31].

COLLEGE

Played collegiately at Oklahoma from 2014-16, starting 30 of the 36 games in which he appeared. Finished career as OU's all-time leading rusher (4,122 yards) despite turning pro after just three seasons and also holds the NCAA single-game rushing record (427 yards vs. Kansas in 2014)... Ranked fourth in OU history with 49 rushing touchdowns, fifth with 685 carries and sixth with 4,443 all-purpose yards... Was a team captain as a junior in 2016, rushing 196 times for 1,060 yards (5.4 avg.) with 12 rushing touchdowns and catching 10 passes for 106 yards with a receiving touchdown, earning second-team All-Big 12 honors... Garnered first-team All-Big 12 honors as a

sophomore in 2015 after gaining 1,349 rushing yards on 226 carries (6.0 avg.) with 16 rushing touchdowns and catching 15 passes for 107 receiving yards with one receiving touchdown... As a freshman in 2014, rushed 263 times for 1,713 yards (6.5 avg.) with 21 rushing touchdowns and gained 108 receiving yards on 15 receptions with a receiving touchdown. Earned a bevy of awards for his play, including Big 12 Offensive Freshman of the Year from the league's coaches, Big 12 Offensive Newcomer of the Year from the AP, unanimous first-team All-Big 12 honors and second-team All-American honors from the FWAA.

PERSONAL

Attended Hendrickson H.S. in Pflugerville, Texas, where the three-year starter rushed for 1,492 yards and 12 touchdowns in his final season... Collected 1,993 rushing yards and 16 touchdowns as a junior... Rated as a four-star recruit by Rivals.com and ESPN and as a three-star recruit by Scout.com... Majored in human relations... Son of Gloria Perine... Name pronounced "suh-MAH-jay PEE-rine"... Born Sept. 16, 1995.

COMMUNITY

In 2017, guided students from Dreams for Kids DC through football drills, visited Finance Park for an in-person financial literacy simulation with eighth grade students from Thomas Pullen Performing Arts Academy, packaged weekend bags for Prince George's County Elementary School students at the Capital Area Food Bank, brought joy to 31 area women battling breast cancer at the team's annual All-Star Survivors Celebration, and distributed winter coats and hats to 300 elementary school students from local area schools at the eighth annual Share the Warmth event.

YEAR-BY-YEAR STATS

RUSHING

Year	Team	GP	GS	Att	Yds	Avg	Lg	TD
2017	Was	16	8	175	603	3.4	30	1
2018	Was	5	0	8	32	4.0	11	0
Career		21	8	183	635	3.5	30	1

RECEIVING

Year	Team	GP	GS	Rec	Yds	Avg	Lg	TD
2017	Was	16	8	22	182	8.3	25	1
2018	Was	5	0	3	5	1.7	8	0
Career		21	8	25	187	7.5	25	1

KICK RETURN

Year	Team	KR	Yds	Avg	Lg	TD
2017	Was	2	48	24.0	28	0
Career		2	48	24.0	28	0

ADDITIONAL

Fumbles-Lost: 2-2 in 2017

CAREER HIGHS

SINGLE-GAME

Carries:	24, vs. NY Giants (11/23/17)
Rushing Yards:	117, at New Orleans (11/19/17)
Rushing TD:	1, at New Orleans (11/19/17)
Receptions:	4, at LA Chargers (12/10/17)
Receiving Yards:	31, at Dallas (11/30/17)
Receiving TD:	1, vs. San Francisco (10/15/17)

26

ADRIAN PETERSON

RB**6-1 // 220**
13th NFL Season // Oklahoma**DOB: March 21, 1985 // Palestine H.S. [Texas]**

HONOR ROLL

Seven-time Pro Bowl selection (2007-2010, 2012, 2013, 2015 seasons)

Four-time first-team All-Pro (2008, 2009, 2012, 2015)

2012 NFL MVP and Offensive Player of the Year

NFL Offensive Rookie of the Year (2007)

Three-time NFL rushing title (2008, 2012 and 2015)

Two-time NFL rushing touchdowns leader (2009, 2015)

NFL record: 296 rushing yards in a game

TRANSACTIONS

Originally selected by the Minnesota Vikings in the first round (seventh overall) of the 2007 NFL Draft. Signed a six-year extension with the Vikings on September 10, 2011... Signed with the New Orleans Saints on April 25, 2017 and was traded to the Arizona Cardinals for an undisclosed 2018 NFL Draft pick on October 10, 2017... Signed with the Washington Redskins as an unrestricted free agent on August 20, 2018 and re-signed with the team on March 18, 2019.

PRO

Enters 2019 having previously appeared in 149 regular season games with 139 starts from 2007-18. Recorded 2,825 attempts for 13,318 rushing yards (4.7 avg.) with 106 touchdowns on the ground and 272 receptions for 2,223 receiving yards (8.2 avg.) with six receiving touchdowns. Totaled 15,541 yards from scrimmage through the conclusion of the 2018 season... Joined the Redskins in 2018 offseason with five playoff appearances to his credit, recording 116 attempts for 412 yards (3.6 avg.) with five rushing touchdowns in those contests... Enters 2019 ranked eighth all-time in rushing yards (13,318), fourth in yards per game (89.4) and tied for fifth with Pro Football Hall of Famer Jim Brown on the all-time list with 106 rushing touchdowns. Currently ranked ninth all time with 54 games rushing for 100 or more yards and ranks tied for third all time in games with two or more rushing touchdowns (26)... Departed Minnesota as the franchise's all-time leader in rushing yards (11,747), attempts (2,418), rushing touchdowns (97), average yards per attempt (4.86) and rushing yards per game (95.5).

YEAR-BY-YEAR

2018 (REDSKINS)

Started in all 16 games in which he appeared and compiled 1,250 all-purpose yards. Rushed for 1,042 yards and seven touchdowns on 251 attempts. Recorded 52 receptions for 208 yards and one touchdown. Became the first Redskins running back to rush for more than 1,000 yards since 2014 (Alfred Morris, 1,074). Recorded the longest touchdown run in Redskins history with a career best 90-yard touchdown. Closed the season ranked eighth all-time in rushing yards (13,318), fourth in yards per game (89.4) and tied for fifth with Jim Brown on the all-time list for rushing touchdowns (106)... In a win at ARI (9/9), recorded 96 rushing yards (3.7 avg.) on 26 carries with one touchdown and two receptions for 70 yards, including a 52-yard reception for his third longest career reception. Finished the game ranked 10th all-time in NFL career rushing yards with 12,372 surpassing Jim Brown (12,312) and Marshall Faulk (12,279). On his first carry of the game with a five-yard run, surpassed Marshall Faulk for 11th all-time in career rushing yards before rushing for eight yards on his seventh attempt to pass Jim Brown for 10th in all-time career rushing yards. Recorded his 100th career rushing touchdown passing Barry Sanders on the NFL's all-time list for career rushing touchdowns and tied Shaun Alexander

and Marshall Faulk for seventh all-time in NFL history. Joined Thompson (128) in becoming the first Redskins running back duo to each record 125 or more scrimmage yards in a single game since Clinton Portis (164) and Ladell Betts (151) accomplished the feat against the Houston Texans on Sept. 24, 2006... Rushed 11 times for 20 yards and caught three passes for 30 yards vs. IND (9/16)... Recorded 120 rushing yards on 19 carries with two touchdowns. With his first touchdown, took sole possession of seventh place on the NFL's all-time list for career rushing touchdowns passing Shaun Alexander and Marshall Faulk. Recorded his 52nd career game with 100 or more rushing yards in a win vs. GB (9/23)... Caught two passes for 36 yards and gained six yards on four carries at NO (10/8)... Recorded 17 rush attempts for 97 yards (5.7 avg.) in a win vs. CAR (10/14)... Rushed for 99 yards on 24 attempts and had one catch for eight yards. Finished with 107 scrimmage yards (14,873) and passed Jim Brown (14,811) for 26th on the NFL's all-time list in career yards from scrimmage in a win vs. DAL (10/21)... Finished with 26 attempts for a season high 149 yards, one touchdown reception for seven yards and one rushing touchdown for 64 yards. With his performance, Peterson (12,863) has now passed Hall of Famer Tony Dorsett (12,739) for ninth on the NFL's all-time list and he (103) is now two rushing touchdowns shy of passing Hall of Famer John Riggins (104) for sixth on the NFL's all-time list in a win at NYG (10/28)... Rushed nine times for 17 yards and caught three passes for 16 yards vs. ATL (11/4)... Rushed 19 times for 68 yards and he (15,131) finished with 69 yards from scrimmage and passed No. 24 Jerome Bettis (15,111), No. 23 Steve Smith Sr. (15,118), No. 22 Steven Jackson (15,121) and No. 21 Tim Brown on the NFL's all-time list in a win at TB (11/11)... Rushed for 51 yards on 16 attempts and two touchdowns and passed Pro Football Hall of Famer John Riggins on the NFL's all-time rushing touchdown list with 105 touchdowns vs. HOU (11/18)... Finished with 35 yards on 12 attempts. He has now recorded 13,034 career rushing yards becoming the ninth player in NFL history to rush for 13,000 yards at DAL (11/22)... Finished with 98 yards on nine rush attempts and a 90-yard touchdown run. The 90-yard score was the longest touchdown run from scrimmage in his career and Redskins history. With that touchdown run, he tied Pro Football Hall of Famer Jim Brown for fifth on the NFL's all-time list in rushing touchdowns with 106 at PHI (12/3)... Recorded 16 yards rushing and three yards receiving vs. NYG (12/9)... Notched 71 yards from scrimmage to pass No. 18 Isaac Bruce (15,347) No. 17 Eric Dickerson (15,396) on the NFL's all-time list at JAX (12/16)... Rushed for 119 yards on 26 attempts and has now reached 1,000 total rushing yards this season and became the first Redskins since Alfred Morris (1,074 in 2014) to accomplish the feat. He is now the 12th player in NFL history to record eight or more seasons with 1,000-plus rushing yards. Peterson (13,318) also passed Hall of Famer Eric Dickerson (13,259) for eighth on the NFL's all-time list in career rushing yards at TEN (12/22)... Contributed on offense vs. PHI (12/30).

2017 (CARDINALS/SAINTS)

Named a Pro Bowl alternate after totaling 448 yards and two TDs on 129 carries in six games for the Arizona Cardinals... Missed the final five games with a neck injury... Finished the season with 12,276 career rushing yards and 99 career rushing TDs, which rank 12th and tied for ninth, respectively, in NFL history... Traded to Arizona on Oct. 10... Rushed for 134 yards and two TDs on 26 carries (5.2 avg.) vs. TB (10/15); became the first player to gain 100+ rushing yards in a Cardinals debut since Otis Anderson (vs. Dal on 9/2/79)... Registered his 50th career 100-yard rushing game against Tampa Bay (10/15), becoming the only active NFL player with 50 such performances. Earned NFC Offensive Player of the Week and FedEx Ground Player of the Week for his performance

against Tampa Bay... Totaled 159 yards on a career-high and franchise-record 37 carries at SF (11/5), surpassing 12,000 career rushing yards and passing HOF RBs Franco Harris (12,120) and Thurman Thomas (12,074) on the NFL's all-time rushing yards list; only three players in NFL history reached the 12,000-yard milestone in fewer games - Jim Brown (115), Eric Dickerson (118) and Barry Sanders (125)... Rushed for 79 yards on 20 attempts vs. Jax (11/26), passing HOF RB Marcus Allen (12,243) and 2018 HOF Finalist RB Edgerrin James (12,246) for 12th place on the NFL's all-time rushing yardage list... Placed on injured reserve (neck) on 12/15... Played in four games with one start for the New Orleans Saints recording 27 attempts for 81 rushing yards (3.0 avg.) and two receptions for four yards before being traded to the Arizona Cardinals following Week 4.

2016 (VIKINGS)

Appeared in just three games throughout the season, all starts, missing much of the year with a knee injury... Totaled 72 yards on 37 carries and added eight yards on three receptions... Rushed for 19 yards on 12 carries vs. GB (9/18), adding seven yards on two receptions.

2015 (VIKINGS)

Led NFL in rushing for the third time in his career, posting 1,485 yards... Earned consensus first-team All-Pro honors and selected to Pro Bowl... Named FedEx Ground Player of the Year... Ran for season-best 203 yards at Oakland, Nov. 15, his sixth career game over the 200-yard plateau, tied with O.J. Simpson for the most in NFL history... His 1,485 yards is the third-highest mark of his career and the fourth-best single-season mark in Vikings history... Broke the 100-yard mark in seven games, the fourth-best total in Vikings history... Tied for NFL lead with 11 rushing TDs... Ranked third in NFL in total yards from scrimmage with 1,707 (1,485 rushing, 222 receiving)... Rushed for 158 yards with two touchdowns on 29 attempts at ATL (11/29).

2014 (VIKINGS)

Appeared in one game, rushing for 75 yards on 21 carries and catching two passes for 18 yards at STL (9/7)... Placed on the Commissioner's Exempt List on Sept. 17 and was suspended indefinitely on Nov. 18.

2013 (VIKINGS)

Rushed for 1,266 yards and 10 TDs on 279 carries and posted 171 yards and one TD on 29 receptions in 14 games (all starts), earning second-team All-Pro and Pro Bowl accolades... Totaled 1,000+ rushing yards for the sixth time in his career and had 10+ rushing TDs for the seventh straight season... Matched his career high with three TDs (two rushing and one receiving) in the season-opener at Det (9/8). Scored on a 78-yard run on the first offensive play of the game against the Lions, setting an NFL record for the longest TD run on a player's first carry in a season since the 1970 merger... Notched a pair of rushing TDs (60 and seven yards) and 140 yards vs. PIT (9/29) in London... Carried the ball 25 times for 140 yards and one TD at DAL (11/3)... rushed for 146 yards and one TD at GB (11/24)... Surpassed 10,000 career rushing yards with 211 yards (season high) on 35 carries (career high) vs. CHI (12/1).

2012 (VIKINGS)

Returned from offseason knee surgery to rush for 2,097 yards (second most in NFL history) and 12 TDs on 348 carries (6.0 avg.), earning NFL MVP, Offensive Player of the Year and first-team All-Pro honors... Tied his own team record with 10 100-yard rushing performances, including two 200-yard outputs, on the season... Matched Earl Campbell's NFL record (set in 1980) with seven 150-yard rushing games and tied Barry Sanders' NFL record (set in 1997) with seven runs of 50+ yards... Established an NFL record for most rushing yards in a month with 861 in December... Broke the Vikings career rushing yardage record with 84 yards on 17 carries in the season-opener vs. JAX (9/9)... Posted a career-long

82-yard TD run in a pair of games, at GB (12/2) and at STL (12/16).

2011 (VIKINGS)

Totaled 970 yards and 12 TDs (third in the NFL) on 208 carries and 139 yards and one TD on 18 receptions in 12 games (all starts)... Scored his 53rd rushing TD on a one-yard plunge vs. TB (9/18), breaking the Vikings career rushing TDs record... Missed three games after suffering an ankle injury vs. OAK (11/20) and suffered a season-ending knee injury vs. WAS (12/24)... Tied a franchise record with a career-high three rushing TDs vs. ARI (10/9). Named NFC Offensive Player of the Week and FedEx Ground Player of the Week for his performance against the Cardinals... Gained a season-best 175 rushing yards vs. GB (10/23).

2010 (VIKINGS)

Played in 15 games (all starts) and carried the ball 283 times for 1,298 yards (sixth in franchise history) and 12 TDs (tied for fifth), earning his fourth trip to the Pro Bowl... Totaled five 100-yard rushing performances on the season... Posted 160 yards and two TDs, including an 80-yard scoring run, vs. DET (9/26)... Scored three rushing TDs for the fourth time in his career vs. BUF (12/5)... Held a streak of 350 offensive touches without a fumble (11/29/09-12/28/10), the second-longest streak in Vikings history.

2009 (VIKINGS)

Ran for 1,383 yards (second in the NFC) and a career-high 18 TDs on 314 carries, earning first-team All-Pro and Pro Bowl recognition... Also had 436 yards on 43 catches, both career highs... Set a Vikings record and led all NFL position players with 18 rushing TDs... Paired with Sidney Rice to form the NFC's top rushing-receiving tandem with a combined 2,695 yards (1,383 rushing and 1,312 receiving)... Set a Vikings opening-day record with 180 yards rushing at CLE (9/13)... Set a postseason franchise record with three rushing TDs at NO (1/24), which also tied the team record for the most overall TDs in a playoff game.

2008 (VIKINGS)

Led the NFL in rushing with a single-season franchise-record 1,760 yards (since broken), becoming the first Vikings RB to lead the league in rushing... Received the Maxwell Club's Bert Bell Player of the Year, first-team All-Pro, Pro Bowl and team MVP honors... Set team records with 10 100-yard rushing games and 363 carries... Rushed for 192 yards and one TD on 30 carries vs. GB (11/9), earning NFC Offensive Player of the Week and FedEx Ground Player of the Week honors for his performance against the Packers... Earned FedEx Ground Player of the Week honors for games vs. HOU (11/2) and at ARI (12/14).

2007 (VIKINGS)

Earned Associated Press Offensive Rookie of the Year, Diet Pepsi Rookie of the Year and Pro Bowl MVP during his record-breaking rookie campaign... Led the NFC and ranked second in the NFL with 1,341 rushing yards... Helped the Vikings total a franchise-record and NFL-leading 2,634 rushing yards... Set an NFL single-game record with 298 rushing yards vs. SD (11/4), previously held by Jamal Lewis (295)... Posted the top-two single-game rushing performances in franchise history with 224 yards at CHI (10/14) and 296 yards vs. SD (11/4).

COLLEGE

Played in 31 games in three years at Oklahoma (2004-06) where he was a three-time first-team All-Big 12 honoree, first-team All-American (2004) and Heisman Trophy runner-up (2004)... Became the first Sooner true freshman to earn first-team All-American honors and the first true freshman on the team since 1996 (Dre Bly)... Rushed for 1,925 yards in 2004, breaking the NCAA freshman rushing record

(Ron Dayne – 2,109 in 1996) and the single-season school record (Billy Sims – 1,896 in 1978)... Third in school history (Billy Sims and Joe Washington) with 4,045 rushing yards and fourth with 41 rushing TDs... Broke the 100-yard mark 22 times in 31 career games.

PERSONAL

Played at Palestine (Texas) High School, where he was the consensus National Player of the Year as a senior in 2003... Rushed for 2,960 yards and 32 TDs as a senior and 2,051 yards and 22 TDs as a junior... Named to Army All-America Game and given Hall Trophy as Army National Player of the Year... Competed in basketball and track... Trains at his 35,000-square-foot gym, O Athletik, that he opened in Houston... Participated in mission trips to Africa with other NFL stars in recent offseasons, working with Starkey Hearing to provide hearing aids to disadvantaged children and adults... Works with youth through his All Day Foundation, with the motto "Giving Back Every Day, All Day... Hosted Special Olympics of Minnesota Punt, Pass and Kick events at the Vikings training facility... Mom, Bonita Jackson, was a track and field star and father, Nelson Peterson, was a collegiate basketball player at Idaho State... Uncle, Ivory Lee Brown, played RB for the Phoenix Cardinals during the 1991-92 seasons... Sponsors the AD Elite team, an AAU girls basketball team in Texas... Majored in sociology... Wife, Ashley... Born March 21, 1985.

YEAR-BY-YEAR STATS

RUSHING

Year	Team	GP	GS	Att	Yds	Avg	Lg	TD
2007	Min	14	9	238	1341	5.6	73t	12
2008	Min	16	15	363	1760	4.8	67t	10
2009	Min	16	15	314	1383	4.4	64t	18
2010	Min	15	15	283	1298	4.6	80t	12
2011	Min	12	12	208	970	4.7	54	12
2012	Min	16	16	348	2097	6	82t	12
2013	Min	14	14	279	1266	4.5	79t	10
2014	Min	1	1	21	75	3.6	17	0
2015	Min	16	16	327	1485	4.5	80t	11
2016	Min	3	3	37	72	1.9	13	0
2017	NO	4	1	27	81	3	11	0
2017	Ari	6	6	129	448	3.5	27t	2
2018	Was	16	16	251	1042	4.2	90t	7
Career		149	139	2825	13318	4.7	90t	106

RECEIVING

Year	Team	GP	GS	Rec	Yds	Avg	Lg	TD
2007	Min	14	9	19	268	14.1	60t	1
2008	Min	16	15	21	125	6.0	16	0
2009	Min	16	15	43	436	10.1	63	0
2010	Min	15	15	36	341	9.5	34	1
2011	Min	12	12	18	139	7.7	22	1
2012	Min	16	16	40	217	5.4	20	1
2013	Min	14	14	29	171	5.9	22	1
2014	Min	1	1	2	18	9.0	9	0
2015	Min	16	16	30	222	7.4	49	0
2016	Min	3	3	3	8	2.7	7	0
2017	NO	4	1	2	4	2.0	3	0
2017	Ari	6	6	9	66	7.3	13	0
2018	Was	16	16	20	208	10.4	52	1
Career		149	139	272	2223	8.2	63	6

ADDITIONAL

Fumbles-Lost: 3-2 2018, 3-2 in 2017, 1-1 in 2016, 7-3 in 2015, 5-3 in 2013, 4-2 in 2012, 1-0 in 2011, 1-1 in 2010, 7-6 in 2009, 9-4 in 2008, 4-3 in 2007.

FF-FR: 0-1 in 2017, 0-3 in 2015, 0-1 in 2013, 0-3 in 2011, 0-2 in 2008, 0-3 in 2007.

POSTSEASON

Year	Team	GP	GS	Att	Yds	Avg	Lg	TD
2008	Min	1	1	20	83	4.2	40t	2
2009	Min	2	2	51	185	3.6	27	3
2012	Min	1	1	22	99	4.5	18	0
2015	Min	1	1	23	45	2.0	13	0
Career		5	5	116	412	3.6	40t	5

CAREER HIGHS

SINGLE-GAME

Attempts:	37, at San Francisco (11/5/17)
Rushing Yards:	296, vs. San Diego (11/4/07)
Long (Rushing):	90t, at Philadelphia (12/3/18)
Rushing TD:	3, five times, last vs. Arizona (10/9/11)
Receptions:	7, at Washington (10/14/12)
Receiving Yards:	76, at Carolina (10/30/11)
Long (Receiving):	63, at Carolina (12/20/09)
Receiving TD:	1, six times, at NY Giants (10/28/18)

* All listed career highs for regular season only

83

BRIAN QUICK

WR**6-3 // 215**
8th NFL Season // Appalachian State**DOB: June 5, 1989 // Ridge View H.S. (Columbia, S.C.)**

TRANSACTIONS

Originally selected by the St. Louis Rams in the second round (33rd overall) of the 2012 NFL Draft... Re-signed with the Rams on March 10, 2018... Signed with the Washington Redskins as an unrestricted free agent on March 24, 2017... Released by the Washington Redskins on September 1, 2018 and re-signed with the organization following Week 1 on September 11, 2018... Released by the Redskins on November 17, 2018... Re-signed with the Redskins on March 18, 2019.

PRO

Re-signed with the Redskins in the 2019 offseason... Enters 2019 having previously appeared in 84 career regular season games with 27 starts with the Rams (2012-16) and Redskins (2017-18), compiling 114 receptions for 1,593 yards with 10 receiving touchdowns in that span.

YEAR-BY-YEAR

2018 (REDSKINS)

Appeared in six games with three starts, registering three receptions for 18 yards. Released by the Redskins prior to the start of Week 1 but re-signed with the team the following week... Made season debut in Week 2 vs. IND (9/16) contributing on special teams... Played special teams and saw action on offense in win vs. GB (9/23)... Registered one reception for six yards at NO (10/8)... Caught two passes for 12 yards and registered his first back-to-back games with a reception with the Redskins in a win vs. CAR (10/14)... Contributed on offense in a win vs. DAL (10/21)... Inactive in Weeks 8-9... Contributed on offense and special teams in a win at TB (11/11)... Released during Week 11.

2017 (REDSKINS)

Played in 11 games with one start, catching six passes for 76 yards... Caught one pass for 11 yards in Redskins debut vs. PHI (9/10)... Played on special teams in a win at LAR (9/17)... Saw action in reserve in a win vs. OAK (9/24)... Inactive at KC (10/2)... Played on offense and special teams in a win vs. SF (10/15)... Contributed on special teams at PHI (10/23)... Inactive vs. DAL (10/29)... Caught three passes for 49 yards at SEA (11/5) including a critical 31-yarder in which he absorbed a hit from Kam Chancellor to jumpstart the team's game-winning drive in the final two minutes... Inactive with a concussion vs. MIN (11/12)... Inactive at NO (11/19)... Contributed on special teams in a Thanksgiving night win vs. NYG (11/23)... Inactive at DAL (11/30)... Caught a seven-yard pass at LAC (12/10)... Played on special teams in a win vs. ARI (12/17)... Gained nine yards on a reception in a win vs. DEN (12/24)... Played on offense and special teams at NYG (12/31).

2016 (RAMS)

Appeared in all 16 games, recording career highs in starts (eight), receptions (41) and receiving yards (564) while matching his career high in receiving touchdowns (three)... Caught his first touchdown of the season on a 44-yard pass from Case Keenum in a win at TB (9/25)... Posted his second career multi-touchdown game a week later at ARI (10/2), hauling in a 65-yard score in the first quarter and the eventual game-winning four-yard score in the final three minutes... Caught a season-high five passes for 61 yards at DET (10/16)... Recorded a season-best 92 yards on four receptions vs. NYG (10/23)... Matched season high with five receptions at NE (12/4), gaining 48 yards.

2015 (RAMS)

Played in 13 games, making two starts. Posted 10 receptions

for 102 yards on the year... Hauled in a 37-yard pass vs. CHI (11/15).

2014 (RAMS)

Started all seven games in which he played before being placed on the Reserve/Injured list on Oct. 29... Made 25 catches for 375 yards... Caught a team-leading and career-high seven passes for 99 yards vs. MIN (9/7)... Led team in receptions and receiving yards for the second consecutive game at TB (9/14), tallying a career-high-tying seven receptions for 74 yards... Notched his first touchdown of the season on a 51-yard reception vs. DAL (9/21)... Connected with Austin Davis on an eight-yard touchdown reception at PHI (10/5). Added a five-yard touchdown reception later in the game for the first multi-touchdown game of his career. Finished the game with a team-leading five receptions for 87 yards... Caught one pass for 10 yards at KC (10/26) before leaving the game with an arm injury.

2013 (RAMS)

Played in 16 games with four starts, catching 18 passes for 302 yards, including a long of 73 yards and two touchdowns... Hauled in his first touchdown of the season, a four yard reception, at HOU (10/13)... Caught two passes for a then-career-high 97 yards at CAR (10/20), including a long of 73, the team's longest play from scrimmage that season... Caught three passes for 41 yards at SF (12/1) including a three-yard touchdown pass.

2012 (RAMS)

Caught 11 passes for 156 yards and two touchdowns... Played in his first career game at DET (9/9)... Caught first NFL reception vs. SEA (9/3), a 19-yard gain from Sam Bradford... Hauled in two receptions for 31 yards vs. GB (10/21), including a season-long 22-yard reception... Caught a then-career-long 39-yard reception vs. NE (10/28)... Earned his first NFL start at SF (11/11), hauling in a 36-yard touchdown pass from Bradford on the first drive of the game... Hauled in two receptions for 12 yards, including a four-yard touchdown catch, vs. MIN (12/16).

COLLEGE

Started 36 of the 54 games in which he appeared at Appalachian State... Caught 202 passes for 3,418 yards and 31 touchdowns... Holds the school career records in receptions (202), receiving yards (3,418) and touchdown receptions (31)... Joined Andre Roberts of The Citadel (37; 2006-09) and Terrell Hudgins of Elon (52; 2006-09) as the only conference players to record at least 30 touchdown catches in a career... His receptions total ranked fifth on the Southern Conference's all-time record chart... Joined Rick Beasley (3,124; 1978-80) as the only players in school history to gain over 3,000 yards receiving for a career.

PERSONAL

Attended Ridge View H.S. in Columbia, S.C., lettering in basketball before lettering in football as a senior... Made the most of his first year of organized football since Little League, posting 885 receiving yards and 11 touchdowns as a senior... Participated in the prestigious Shrine Bowl of the Carolinas after earning all-state, all-region and all-area selections in addition to being named the team's offensive MVP... Participated in many community events with the Rams, including the Taste of the NFL, Autism Speaks Family Fun Night, and the All-Community Team Ticket program - Quick's Pack... With the Redskins in 2017, guided students from Dreams for Kids DC through football drills, visited Finance Park for an in-per-

son financial literacy simulation with eighth grade students from Thomas Pullen Performing Arts Academy and packaged weekend bags for Prince George's County Elementary School students at the Capital Area Food Bank... Majored in health promotion... Son of Shirley Quick and Jimmy Duncan... Full name: Brian Rumeal Quick... Born June 5, 1989.

YEAR-BY-YEAR STATS

RECEIVING

Year	Team	GP	GS	Rec	Yds	Avg	Lg	TD
2012	StL	15	1	11	156	14.2	39	2
2013	StL	16	5	18	302	16.8	73	2
2014	StL	7	7	25	375	15.0	51t	3
2015	StL	13	2	10	102	10.2	37	0
2016	LAR	16	8	41	564	13.8	65t	3
2017	Was	11	1	6	76	12.7	31	0
2018	Was	6	3	3	18	6.0	6	0
Career		84	27	114	1593	14.0	73	10

CAREER HIGHS

SINGLE-GAME

Receptions:	7, twice, last at Tampa Bay (9/14/14)
Receiving Yards:	99, vs. Minnesota (9/7/14)
Long (Receiving):	73, at Carolina (10/20/13)
Receiving TD:	2, twice, last at Arizona (10/2/16)

14



TREY QUINN

WR

6-0 // 200
2nd NFL Season // SMU

DOB: Dec. 7, 1995 // Barbe H.S. [Lake Charles, La.]

TRANSACTIONS

Originally selected by the Washington Redskins in the seventh round (256th overall) of the 2018 NFL Draft.

YEAR-BY-YEAR

2018 (REDSKINS)

Appeared in three games with two starts, recording 75 receiving yards and a touchdown on nine receptions. Returned four punts for 52 yards (13.0 avg.)... Made NFL debut and saw action on special teams and offense. Recorded two punt returns for 12 yards before leaving game with an ankle injury in win at ARI (9/9)... Placed on Reserve/Injured list on Sept. 12... Returned to the line up after the team activated him from the Reserve/Injured list. Recorded his first career reception and finished with four catches for 49 yards. vs. HOU (11/18)... Caught five passes for 26 yards and one touchdown. His 10-yard touchdown reception is the first score and touchdown reception of his career at DAL (11/22)... Inactive at PHI (12/3)... Placed on Reserve/Injured list with an ankle injury on Dec. 5.

COLLEGE

Finished his collegiate career at SMU in 2017 after starting his career at LSU... Appeared in 38 total games, compiling 136 receptions for 1,512 yards with 13 receiving touchdowns in his career... Was a first-team All-American Conference selection in 2017 after starting all 13 games at SMU and setting a school record with 114 receptions. Led the nation with 8.8 receptions per game and recorded 1,236 yards (No. 4 in school history) and 13 touchdowns (No. 2). In a three-game span against Houston, Cincinnati and UConn, became the first player in the Football Bowl Subdivision in this century to post at least 15 receptions in three straight games... Sat out the 2016 season per NCAA transfer rules... Played in 12 games with two starts at LSU in 2015, catching five passes for 83 yards... Started seven of the 13 games in which he played as a true freshman at LSU in 2014 and finished second on the team with 17 receptions for 193 yards.

PERSONAL

Attended Barbe H.S. in Lake Charles, La., where he became the nation's all-time leader in career receiving yards with 6,566... Holds the Louisiana state record for career receptions (357) and receiving yards (6,566)... Named first-team All-USA by USA Today and was selected as a first-team Parade All-American... Recorded 1,967 receiving yards and 23 receiving touchdowns in his senior season, breaking Dorial Green-Beckham's national career receiving yards record... Earned Class 5A first-team all-state selections three times in his career (sophomore, junior and senior seasons)... Tallied 115 catches for 2,141 yards and 26 touchdowns as a junior and 67 catches for 1,220 yards and 12 touchdowns as a sophomore... Caught 67 passes for 1,238 yards and nine touchdowns as a freshman... Selected to the 2014 U.S. Army All-American Game... Was also an all-district performer in baseball and was part of the 2012 5A Baseball State Championship team... Was a two-time 5A state finalist in the 100-meter dash... Threw a no-hitter in the opening round of the 2008 Little League World Series in Williamsport, Pa., and helped his South Lake Charles Little League team to the U.S. title game before falling to Hawaii... Son of Angie and Dave Quinn. Grandfather is Bobby Keasler, who served as head football coach at McNeese State (1990-98) and Louisiana-Monroe (1999-2002)... Born Dec. 7, 1995.

YEAR-BY-YEAR STATS

RECEIVING

Year	Team	GP	GS	Rec	Yds	Avg	Lg	TD
2018	Was	3	2	9	75	8.3	15	1
Career		3	2	9	75	8.3	15	1

PUNT RETURN

Year	Team	PR	Yds	Avg	Lg	TD
2018	Was	4	52	13.0	30	0
Career		4	52	13.0	30	0

39

JEREMY REAVES

S**5-11 // 200****1st NFL Season // South Alabama****DOB: Aug. 29, 1996 // Pensacola Catholic H.S. (Pensacola, Fla.)**

TRANSACTIONS

Originally entered the NFL with the Philadelphia Eagles as college free agent on May 11, 2018... Waived by the Eagles on September 1, 2018... Signed to the Washington Redskins practice squad on September 12, 2018... Waived by the Redskins on September 18, 2018... Signed to the Redskins practice squad on October 22, 2018... Signed to the Redskins active roster on December 19, 2018.

YEAR-BY-YEAR

2018 (EAGLES/REDSKINS)

Signed with the Eagles as a college free agent and waived during final cuts prior to Week 1... Spent time on the Redskins practice squad before being promoted to the team's active roster on Dec. 19... Appeared in the final two games of the season for the Redskins... Made his NFL debut at TEN (12/22)... Active vs. PHI (12/30).

COLLEGE

Played collegiately at South Alabama from 2014-17, where he amassed 301 total tackles (208 solo), 22 passes defended, eight interceptions, eight forced fumbles and two fumble recoveries in 45 games played... Earned the Sun Belt Defensive Player of the Year award during his senior campaign after racking up 104 total tackles (70 solo), three interceptions and 1.5 sacks... Earned an invite to the 2018 Reese's Senior Bowl, where he tallied eight solo tackles and an interception in the college all-star game... Was named to the first-team all-Sun Belt Conference in his junior year in 2016, after notching 85 total tackles (54 solo), a team-high seven passes defended and three interceptions... In his sophomore season, the defensive back was selected to the second-team all-Sun Belt Conference after finishing second on the team in total tackles (96) and tackles for loss (eight), both of which were career-highs in his 12 starts.

PERSONAL

Attended Pensacola Catholic H.S. in Pensacola, Fla., where he recorded 39 total tackles and five interceptions, helping the Crusaders go 12-1 towards a berth in the quarterfinals of the state 5A playoffs... Was selected as an honorable mention all-state while earning first-team all-area and all-Northwest Florida honors... Named first-team all-area after tallying 77 tackles, three interceptions, a forced fumble and a fumble recovery his junior season... Also lettered two years for the Crusader baseball team, helping the school to the championship game of the state 4A tournament his final season... Majored in sports and recreation management... Son of Michael Reese and Rose Hinton... Born Aug. 29, 1996.

86

JORDAN REED

TE**6-2 // 242**
7th NFL Season // Florida**DOB: July 3, 1990 // New London (Conn.) H.S.**

HONOR ROLL

Pro Bowl selection (2016 season)
 PFWA All-Rookie Team (2013)
 NFL Top 100 Players
 >> No. 77 after 2015, No. 65 after 2016

TRANSACTIONS

Originally selected by the Washington Redskins in the third round (85th overall) of the 2013 NFL Draft... Signed multi-year contract extension on May 5, 2016.

PRO

One of the game's elite tight ends who became the fastest tight end in NFL history to reach 200 career receptions, reaching the mark in 38 games and surpassing the mark set by Pro Football Hall of Famer Kellen Winslow (39 games)... Enters 2019 having previously appeared in 65 regular season games with 35 starts in his first six NFL seasons, gaining 3,371 yards on 329 receptions with 24 receiving touchdowns from 2013-18... Set Redskins records in receptions (87) and receiving yards (952) by a tight end in 2015... Named to PFWA All-Rookie Team in 2013 after setting team records in receptions (45) and receiving yards (499) by a rookie tight end.

YEAR-BY-YEAR

2018 (REDSKINS)

Appeared in 13 games, starting in eight in which he played. Recorded 54 receptions for 558 receiving yards and two touchdowns... Recorded four receptions for 48 yards with one touchdown - with his third reception of the game - passed Michael Westbrook (277) for 10th on the Redskins all-time receptions list. Made first appearance after being placed on team's Reserve/Injured list to close out the 2017 regular season in a win at ARI (9/9)... Caught six passes for 55 yards with two receptions resulting in first downs vs. IND (9/16)... Hauled in four receptions for 65 receiving yards and passed Bill Anderson for No. 15 on the Redskins all-time list in receiving yards in a win vs. GB (9/23)... Caught one pass for 21 yards and made one solo tackle at NO (10/8)... Hauled in a team high five receptions for 36 yards in a win vs. CAR (10/14)... Caught two passes to tie a team high 43 receiving yards vs. DAL (10/21)... Finished with a team high seven receptions for 38 yards (3,119) and tied Roy Jefferson (3,119) for ninth on the Redskins all-time list in a win at NYG (10/28)... Finished with four receptions for 34 yards and tallied 3,153 career yards to pass Roy Jefferson for No. 13 on the Redskins all-time list in receiving yards vs. ATL (11/4)... Tallied four receptions for 51 yards in a win at TB (11/11)... Recorded a game high seven receptions for 71 yards and one touchdown vs. HOU (11/18)... Notched six receptions for 71 yards at DAL (11/22)... Caught four passes for 21 yards at PHI (12/3)... Contributed on offense and special teams vs. NYG (12/9)... Inactive in Weeks 15-16... Placed on Reserve/Injured list with foot injury on Dec. 27.

2017 (REDSKINS)

Limited by injury to six games with five starts, compiling 211 yards and two touchdowns on 27 receptions... Caught five passes for 36 yards vs. PHI (9/10). With his second reception, became the 12th player to catch 250 career passes as a member of the Redskins and became the Redskins' third tight end to reach the milestone all-time, joining Chris Cooley and Jerry Smith... Recorded a team-high six receptions for 48 yards despite being limited by injury in a win at LAR (9/17)... Inactive with an injury to his SC joint vs. OAK (9/24)... Caught

three passes for 21 yards at KC (10/2)... Gained 37 yards on four receptions in a win vs. SF (10/15)... Caught eight passes for 64 yards with two touchdowns at PHI (10/23), his seventh career multi-touchdown game. Passed Jean Fugett (21) for third-most career receiving touchdowns by a tight end in Redskins history... Caught one pass for five yards prior to exiting with a hamstring injury vs. DAL (10/29)... Inactive with a hamstring injury in Weeks 9-14... Placed on the team's Reserve/Injured list on Dec. 12.

2016 (REDSKINS)

Recorded 66 receptions for 686 yards with six receiving touchdowns in 12 games with eight starts, earning his first career Pro Bowl selection... Caught seven passes for 64 yards vs. PIT (9/12)... Gained 70 yards on five receptions vs. DAL (9/18). Became the sixth tight end in Redskins history to surpass 2,000 career receiving yards with the team, joining Jerry Smith, Chris Cooley, Bill Anderson, Don Warren and Fred Davis... Caught four passes for 56 yards in a win at NYG (9/25)... Gained 73 yards on nine receptions with two first-quarter touchdown receptions in a win vs. CLE (10/2). Recorded his 200th career regular season reception on his second catch of the game, an eight-yard touchdown pass. Became the fastest tight end in NFL history to reach 200 career receptions, reaching the milestone in 38 career games and surpassing the mark set by Pro Football Hall of Famer Kellen Winslow (39 games)... Posted a team-high eight receptions for 53 yards in a win at BAL (10/9)... Inactive with a concussion in Weeks 6-7... Posted season highs of nine receptions and 99 receiving yards and added a 23-yard touchdown reception in a tie against CIN (10/30) in London. The 23-yard touchdown was the longest scoring play of his career, surpassing a 22-yard touchdown catch at Philadelphia in Week 16 of the 2015 season... Gained 41 yards on two receptions in a win vs. MIN (11/13)... Caught five passes for 79 yards in a win vs. GB (11/20). Passed Rod Gardner (227) for 15th on the Redskins' all-time receptions list... Gained 95 yards on a team-high 10 receptions with two receiving touchdowns at DAL (11/24). Tied Clint Didier (19) for fourth-most by a tight end in Redskins history and passed Don Warren (2,536) for fourth-most career receiving yards by a tight end in team history. The game was the sixth of his career with multiple receiving touchdowns, tying Santana Moss for sixth-most by a member of the Redskins since 1960... Inactive with a shoulder injury at ARI (12/4)... Caught a 10-yard pass in a win at PHI (12/11)... Made one catch for six yards vs. CAR (12/19) prior to exiting the game in the third quarter... Inactive at CHI (12/24)... Caught five passes for 40 yards with a touchdown vs. NYG (1/1). Moved past Don Warren (244) for third-most career receptions by a tight end in team history during the game. Recorded his 20th career touchdown reception, becoming the 16th player in team history to record 20 touchdown receptions with the Redskins.

2015 (REDSKINS)

Appeared in 14 regular season games with eight starts and started the team's postseason contest. Recorded 87 receptions for 952 yards (both team records for a tight end) with 11 receiving touchdowns. Led all Redskins players in receptions, receiving yards and receiving touchdowns this season, becoming the first Redskins tight end to lead the team in all three categories since Jean Fugett in 1977... Finished second among NFL tight ends in receptions, tied for second in touchdowns and fifth in receiving yards... Posted a team-high seven receptions for 63 yards (9.0 avg.) with a four-yard touchdown in season opener vs. MIA (9/13)... Gained a team-high 82 receiving yards on six receptions in a win vs. STL (9/20)... Led team with 96 receiving yards on six receptions at NYG (9/24). Led team in receiving yards in back-to-back weeks for

the first time since Weeks 7-8 of his rookie season in 2013... Caught five passes for 37 yards vs. PHI (10/4)... Inactive with a concussion at ATL (10/11) and at NYJ (10/18)... Recorded career highs in receptions (11) and receiving touchdowns (two), gaining 72 receiving yards and scoring with 24 seconds remaining to seal the largest comeback win (24 points) in team history vs. TB (10/25). His 11-catch performance was the 22nd by a member of the Redskins since 1950. Became the first member of the Redskins to record multiple receiving touchdowns in a game since Leonard Hankerson in Week 1 of the 2013 season and the first Redskins tight end to do so since Fred Davis on Dec. 13, 2009 at Oakland... Caught three passes for 18 yards with a touchdown at NE (11/8)... Notched his second career multi-touchdown game in a win vs. NO (11/15), scoring twice and gaining 29 yards on three receptions. Became the first Redskins tight end to post multiple two-touchdown games in a single season since Jerry Smith in 1970. Became the first member of the Redskins to record a touchdown reception in three straight games since Pierre Garçon in Weeks 12-14 of the 2012 season and was the first Redskins tight end to do so since Fred Davis in Weeks 12-15 of the 2009 season... Gained 46 yards on a team-high six receptions at CAR (11/22)... Broke career highs for receptions and receiving yards in a single season after compiling team highs in receptions (eight) and receiving yards (98) in a win vs. NYG (11/29)... Caught three passes for 33 yards vs. DAL (12/7)... Led the Redskins with nine receptions for 120 yards with a touchdown in a win at CHI (12/13). Registered his first 100-yard game of the season, the third of his career... Posted a team-high seven receptions, gaining 84 yards with two receiving touchdowns in a win vs. BUF (12/20)... Caught a team-high nine passes for a season-high 129 yards with two receiving touchdowns in a division-clinching win at PHI (12/26). Broke the Redskins' single-season tight end receiving yardage record of 849 (Chris Cooley in 2008 and 2010, Jerry Smith in 1967) with the performance and tied the single-season receptions mark by a tight end (Chris Cooley, 83 in 2010). Tied Pro Football Hall of Famer Bobby Mitchell (11 in 1962) for the fifth-most receiving touchdowns in a single season in team history. Marked only eighth time a member of the Redskins has recorded 10 receiving touchdowns in a season in team history, joining Smith (12 in 1967) as the only Redskins tight end to accomplish the feat. Tied Smith for the most multiple-touchdown games in a single season by a Redskins tight end in team history (four). Became the third Redskins player since 1960 to record multiple receiving touchdowns in consecutive games (Smith in 1967, Mitchell in 1962). Became the first member of the Redskins to record 10 receiving touchdowns in a single season since Gary Clark in 1991... Caught four passes for 45 yards at DAL (1/3), finishing the season with 87 receptions for 952 yards (both team records for a tight end) with 11 receiving touchdowns... In NFC Wild Card Round vs. GB (1/10), caught nine passes for 120 yards, including a 24-yard touchdown reception. Set single-game franchise postseason record for receptions by a tight end and receiving yards by a tight end. Became the first Redskins tight end to record a 100-yard receiving game in postseason play, the first by a member of the Redskins at any position in a postseason contest since WR Santana Moss (103 receiving yards, NFC Divisional Round at SEA on Jan. 14, 2006).

2014 (REDSKINS)

Played in 11 games with two starts, recording a career-high 50 receptions for 465 yards... Caught one pass for four yards at HOU (9/7) before exiting with an injury... Inactive vs. JAX (9/14), at PHI (9/21), vs. NYG (9/25) and vs. SEA (10/6)... Returned at ARI (10/12), catching eight passes for 92 yards... Tied for the team lead with five receptions vs. TEN (10/19), gaining 54 yards... Caught a game-high seven passes for 40 yards in an overtime win at DAL (10/27)... Made one reception for 17 yards at MIN (11/2)... Started and caught two receptions for 22 yards vs. TB (11/16)... Inactive at SF (11/23)... Tied a then-career high in receptions (nine) and gained 123 yards at IND (11/30)... Started and caught three passes for 25 yards vs. STL (12/7)... Recorded three receptions for 13 yards at NYG

(12/14)... Caught two passes for five yards vs. PHI (12/20)... Tied season high with nine receptions for 70 yards vs. DAL (12/28).

2013 (REDSKINS)

Appeared in nine games with four starts before an injury ended his season prematurely... Registered 45 receptions for 499 yards, both franchise records by a rookie tight end... Made his NFL debut vs. PHI (9/9), catching five passes for 38 yards (7.6 avg.)... Caught three passes for 18 yards (6.0 avg.) at GB (9/15), recording his first career touchdown on a three-yard pass from Robert Griffin III in the fourth quarter... Caught five passes for a career-high 50 yards (10.0 avg.) vs. DET (9/22) before leaving the game with a quad contusion... Inactive at OAK (9/29)... Compiled four receptions for a then-career-high 58 yards at DAL (10/13), including a career-long 29-yard reception in the second quarter... Set career highs in receptions (nine) and receiving yards (134) and had a touchdown reception vs. CHI (10/20), setting the Redskins' mark for receiving yards in a game by a rookie tight end. The record was previously held by Jerry Smith, who registered 78 receiving yards on six catches vs. Dallas on Nov. 28, 1965. Was targeted nine times and caught all nine passes, becoming the first Redskin to be targeted at least nine times and catch every pass in records available dating back to 1991... Made his first NFL start at DEN (10/27), catching eight passes for 90 yards (11.3 avg.). His 90 yards pushed his season total past Stephen Alexander (383 in 1998) for the most yards by a rookie tight end in team history... Started in a three-tight-end set vs. SD (11/3), catching four passes for 37 yards. With his fourth reception, broke Alexander and Chris Cooley's team season record for receptions by a rookie tight end (37 in 1998 and 2004, respectively). Also added his first career NFL rushing attempt, gaining 18 yards... Started and caught six passes for 62 yards (10.3 avg.) and a touchdown at MIN (11/7)... Started and had one catch for 12 yards at PHI (11/17) before exiting the game with an injury... Inactive vs. SF (11/25), vs. NYG (12/1), vs. KC (12/8) and at ATL (12/15)... Placed on the Reserve/Injured list on Dec. 20.

COLLEGE

Started 26-of-36 games played at Florida - 25 as a tight end and one at quarterback... Caught 79 passes for 945 yards (12.0 avg.) with six receiving touchdowns in his career and also gained 328 yards with five rushing touchdowns on 77 carries... Amassed 35 yards on a kickoff return and completed 26-of-47 passes for 252 yards, three touchdowns and one interception... Dressed as a quarterback for nine games... In 2012, was named All-SEC first-team by the Associated Press and second-team by the league's coaches after leading the team with a career-high 45 receptions for 559 yards with three touchdowns... His 45 receptions were the most by a Florida tight end since Aaron Hernandez set the school position season-record with 68 catches in 2009... Twenty-three of his grabs resulted in first downs, and 23 of his catches were for at least 10 yards, including 11 for 20 yards or longer... In 2011, appeared in 11 games, finishing second on the team with 28 receptions for 307 yards and a pair of touchdowns... Caught his first receiving touchdown of the season when he nabbed a 31-yard catch from John Brantley on fourth-and-19 vs. the Bulldogs... Played in 12 games in 2010, including starting at quarterback against Penn State in the Outback Bowl... Recorded six catches for 79 yards with one touchdown, gained 335 rushing yards on 77 attempts (4.3 avg.) with five touchdowns, and completed 26-of-46 passes (56.3 percent) for 252 yards, three touchdowns and one interception... Saw action for the first time as a Gator and had a two-yard touchdown reception for his first career catch vs. South Florida... Rushed for a team-high 68 yards on 24 carries and completed eight-of-13 passes for 60 yards in the Gators' win over Penn State in the Outback Bowl.

86 JORDAN REED

PERSONAL

Attended New London (Conn.) H.S., where he was a three-year starter at quarterback for the Whalers and led the team to an undefeated regular season record in 2007... Completed 122-of-222 passes for 1,706 yards and 28 touchdowns while throwing just two interceptions as a junior... Also rushed for 370 yards and eight touchdowns on 53 carries... Was a finalist for the 2008 Joe Montana High School Quarterback of the Year Award... Rated the nation's 10th-best dual-threat quarterback and the second-best prospect from the state of Connecticut by Rivals.com... Member of the ESPNU Top 150 squad in 2008... Participated in several community service events at Florida through the Goodwill Gators program, including twice assembling and distributing food during Thanksgiving and a video game challenge with a local youth club... Was a religion major at Florida... Born July 3, 1990 in New London, Conn.

YEAR-BY-YEAR STATS

RECEIVING

Year	Team	GP	GS	Rec	Yds	Avg	Lg	TD
2013	Was	9	4	45	499	11.1	38	3
2014	Was	11	2	50	465	9.3	30	0
2015	Was	14	8	87	952	10.9	32	11
2016	Was	12	8	66	686	10.4	33	6
2017	Was	6	5	27	211	7.8	20	2
2018	Was	13	8	54	558	10.3	34	2
Career		65	35	329	3371	10.2	38	24

ADDITIONAL

Fumbles-Lost: 1-1 in 2014, 3-2 in 2015, 1-1 in 2016, 1-0 in 2017, 1-1 in 2018

Rushing: 1 att. for 18 yds. (2013)

POSTSEASON

Year	Team	GP	GS	Rec	Yds	Avg	Lg	TD
2015	Was	1	1	9	120	13.3	24t	1
Career		1	1	9	120	13.3	24t	1

CAREER HIGHS

SINGLE-GAME

Receptions:	11, vs. Tampa Bay (10/25/15)
Receiving Yards:	134, vs. Chicago (10/20/13)
Long (Receiving):	38, vs. Chicago (10/20/13)
Receiving TD:	2, seven times, last at PHI (10/23/17)
Rushing Yards:	18, vs. San Diego (11/3/13)

10

PAUL RICHARDSON JR.

WR**6-0 // 180**
6th NFL Season // Colorado**DOB: April 13, 1992 // Serra H.S. (Gardena, Calif.)**

TRANSACTIONS

Originally selected by the Seattle Seahawks in the second round (45th overall) of the 2014 NFL Draft... Signed with the Washington Redskins as an unrestricted free agent on March 15, 2018.

PRO

Joined the Redskins early in free agency in the 2018 offseason... Enters 2019 having previously appeared in 54 career regular season games with 23 starts, recording 115 career receptions for 1,564 yards (13.6 avg.) with 10 receiving touchdowns for the Seahawks and Redskins from 2014-18.

YEAR-BY-YEAR

2018 (REDSKINS)

Appeared in seven games with four starts. Caught two touchdowns and recorded 262 receiving yards on 20 receptions (13.1 avg.), also rushed for nine yards on two attempts... Made Washington Redskins debut with four receptions for 22 yards in a win at ARI (9/9)... Registered his 100th career reception with his first catch of the game and finished with four receptions for 63 yards vs. IND (9/16)... Recorded his first touchdown as a Redskin on a 46-yard catch - second longest of his career - in a win vs. GB (9/23)... Hauled in four receptions for 50 yards at NO (10/8)... Recorded three receptions for 31 yards, rushed one time for 2 yards and scored one touchdown in a win vs. CAR (10/14)... Inactive in a win vs. DAL (10/21)... Caught two passes for 34 yards and rushed one time for seven yards in a win at NYG (10/28)... Gained 16 yards on two receptions vs. ATL (11/4)... Placed on Reserve/Injured list with a shoulder injury on Nov. 5.

2017 (SEAHAWKS)

Recorded career highs in games played (16), starts (13), receptions (44), receiving yards (703) and receiving touchdowns (six)... His 16.0 yards-per-catch average in 2017 was the best by a member of the Seahawks among qualified players since Darrell Jackson in 2003 (16.7)... Scored first touchdown of the season on a nine-yard reception vs. SF (9/17)... Added another receiving touchdown a week later at TEN (9/24)... Caught two passes for 61 yards with a touchdown at NYG (10/22)... Had a career day vs. HOU (10/29), catching six passes for 105 yards and two touchdowns. The performance was the first 100-yard game and first multi-touchdown game of his career... Caught a 61-yard touchdown pass in the midst of a three-reception, 72-yard performance at JAX (12/10).

2016 (SEAHAWKS)

Played in 15 games, registering 21 catches for 288 yards with a touchdown... Ended the season with consecutive four-reception games in Week 16 vs. ARI (12/24) and Week 17 at SF (1/1). Scored on a five-yard reception against the Cardinals to tie the game in the fourth quarter.

2015 (SEAHAWKS)

Opened the season on the Physically Unable to Perform list while still rehabbing from a knee injury... Limited by injury to one game vs. ARI (11/15), catching one 40-yard pass in the contest.

2014 (SEAHAWKS)

Played in 15 games as a rookie, making six starts and catching 29 passes for 271 yards with one touchdown... Also served as one of the team's primary kick returners, averaging 23.5

yards on 16 kickoff returns... Made NFL debut vs. GB (9/4) and earned his first career start at CAR (10/26)... Recorded his first career touchdown reception on a 10-yard pass from Russell Wilson vs. SF (12/14)... Caught five passes for 52 yards in a win at ARI (12/21) and added another five receptions for 60 yards in a win vs. STL (12/28)... Gained 21 yards on a reception in the NFC Divisional Round vs. CAR (1/10) prior to exiting the game with a knee injury and concluding the postseason on the team's Reserve/Injured list.

COLLEGE

Played collegiately at Colorado, where he departed ranking third in school history with 156 catches, ranking fifth with 2,412 receiving yards and second with 21 touchdown receptions... Established a school record with three 200-yard receiving performances, and his nine 100-yard games rank third in school annals... Set or tied 44 school marks... Among his 21 touchdown receptions were 11 of 50 or more yards... Appeared in 33 career games, starting 25.

PERSONAL

Transferred to Serra H.S. in Gardena, Calif., for his final prep season... Earned Prep Star and Super Prep All-American honors, the latter of which ranked him as the 26th-best receiver in the nation and 20th-best player in the Far West region... Caught 31 passes for 552 yards and seven touchdowns in 2009 as Serra claimed the state title with a 15-0 record... Attended Los Alamitos (Calif.) H.S. until the end of his junior season... Recorded 79 receptions for 1,396 yards and 21 touchdowns in two seasons at Los Alamitos... Majored in communications... His father, Paul Sr., played wide receiver at UCLA and was in camps in the National Football League with Philadelphia (played in one game with the Eagles in 1993), Oakland, Green Bay and the New York Jets... Born April 13, 1992.

YEAR-BY-YEAR STATS

RECEIVING

Year	Team	GP	GS	Rec	Yds	Avg	Lg	TD
2014	Sea	15	6	29	271	9.3	32	1
2015	Sea	1	0	1	40	40.0	40	0
2016	Sea	15	0	21	288	13.7	39	1
2017	Sea	16	13	44	703	16.0	61t	6
2018	Was	7	4	20	262	13.1	46t	2
Career		54	23	115	1564	13.6	61t	10

KICK RETURN

Year	Team	KR	Yds	Avg	Lg	TD
2014	Sea	16	376	23.5	47	0
2016	Sea	5	105	21.0	32	0
Career		21	481	22.9	47	0

ADDITIONAL

Rush: 1 att. for 5 yards in 2016, 2 att. for 9 yards in 2018
Fumbles-Lost: 1-0 in 2014

CAREER HIGHS

SINGLE-GAME

Receptions: 6, vs. Houston (10/29/17)
Receiving Yards: 105, vs. Houston (10/29/17)
Receiving TD: 2, vs. Houston (10/29/17)

45

DOMINIQUE RODGERS-CROMARTIE

CB**6-2 // 205****12th NFL Season // Tennessee State****DOB: April 7, 1986 // Lakewood Ranch H.S. [Bradenton, Fla.]**

HONOR ROLL

Two-time Pro Bowl selection (2009 & 2015)
 Second-Team Associated Press All-Pro (2016)

TRANSACTIONS

Originally selected by the Arizona Cardinals in the first round (16th overall) of the 2008 NFL Draft... Traded to the Philadelphia Eagles on July 28, 2011... Signed with the Denver Broncos as an unrestricted free agent on March 13, 2013... Signed with the New York Giants as an unrestricted free agent on March 17, 2014... Released by the Giants on March 11, 2018... Signed with the Oakland Raiders as an unrestricted free agent on August 23, 2018... Announced his retirement from football on October 30, 2018... Came out of retirement and signed with the Washington Redskins as an unrestricted free agent on March 15, 2019.

PRO

Enters 2019 having previously appeared in 160 regular season games with 120 starts from 2008-2018... Recorded 441 tackles (385 solo), 146 passes defended, 30 interceptions (six returned for touchdowns), seven forced fumbles and two fumble recoveries in his 11 NFL seasons... Also started all 10 previous career postseason games in which he appeared, including Super Bowl XLIII.

YEAR-BY-YEAR

2018 (RAIDERS)

Appeared in seven games with one start in his debut season in Oakland, where he recorded six solo tackles, two passes defended and a forced fumble... Made his Raiders debut vs. LAR (9/10) and tallied two tackles and one pass defended... Contributed on defense and special teams at DEN (9/16)... Registered a pass defended and played on special teams at MIA (9/23)... Posted two tackles and a forced fumble in an OT win vs. CLE (9/30)... Contributed on defense and special teams at LAC (10/7)... Recorded his first start of the season and notched two tackles vs. SEA (10/14)... Played special teams vs. IND (10/28)... Announced his retirement from football in Week 9.

2017 (GIANTS)

Started five games in his final season in New York, playing in 15 games. He recorded 48 tackles (31 solo), four tackles for loss, a pass defended and half a sack throughout the 2017 season... Tallied five total tackles (one solo) at DAL (9/10)... Notched 11 total tackles (eight solo), including a tackle for loss, in his first start of the season vs. DET (9/18)... Contributed three tackles and half a sack at TB (10/1)... Racked up five total tackles, including a tackle for loss, vs. LAR (11/5)... Earned six total tackles in an OT victory vs. KC (11/19).

2016 (GIANTS)

Played in 16 games and started in 10 games, including a post-season game... Recorded 49 total tackles (41 solo), 21 passes defended, six interceptions, two tackles for loss, a forced fumble and a sack throughout the 2016 season... Tallied four tackles and two passes defended in a season opening victory at DAL (9/11)... Notched six total tackles and three passes defended in victory vs. BAL (10/16)... Earned four tackles, three passes defended and two interceptions in a win at LAR (10/23)... Recorded three tackles and a forced fumble in a victory vs. PHI (11/6)... Had five total tackles and two passes defended, helping to lift the Giants to a win vs. DAL (12/11)... Had seven total tackles, three passes defended and one inter-

ception in victory vs. DET (12/18)... Recorded two tackles, two passes defended and one interception at PHI (12/22)... Had three total tackles, two passes defended, two interceptions, one sack and a tackle for loss in the final game of the season at WAS (1/1).

2015 (GIANTS)

Started and played in 15 games, tallying 58 total tackles (52 solo), 13 passes defended, three interceptions and two forced fumbles... Recorded six tackles, a forced fumble and a pass defended at DAL (9/13)... Tallied six total tackles (five solo) and two forced fumbles in a victory vs. SF (10/11)... In a win vs. DAL (10/25), Rodgers-Cromartie had two tackles and two interceptions, one returned for a touchdown in a one possession victory... Earned an interception in the following week at NO (11/1), to go along with six tackles... Had seven tackles vs. NE (11/15)... Earned three tackles and three passes defended in win at MIA (12/14)... Racked up three passes defended for a second consecutive week, to go along with three tackles vs. CAR (12/20)... Earned a Pro Bowl selection following the season.

2014 (GIANTS)

In his first season with the Giants in 2014, played in all 16 games with 15 starts... Finished season with 38 tackles (36 solo), two interceptions and a team-high 12 passes defended... Made his Giants debut with four tackles and two passes defended at DET (9/8)... Collected five solo tackles and two passes defended vs. ARI (9/14)... Had three tackles and intercepted a Ryan Fitzpatrick pass vs. HOU (9/21)... Matched his season high with five solo tackles vs. Dallas (11/23)... Intercepted a Zach Mettenberger pass and returned it 16 yards at TEN (12/7)... Tallied four solo tackles and a pass defended vs. WAS (12/14).

2013 (BRONCOS)

In his lone season with the Broncos, played in 15 regular-season games with 13 starts... He also started all three of Denver's postseason games... Finished the season with 31 tackles (25 solo), a team-high 14 passes defended and three interceptions... Recorded his first Broncos interception when he picked off Eli Manning's pass in the end zone at the end of the first half at NYG (9/15)... Earned two tackles and two passes defended against his former team in a win vs. PHI (9/29)... Took an interception 75 yards for a touchdown vs. WAS (10/27)... Tallied four tackles and three passes defended in the AFC Divisional Playoff Game vs. SD (1/12)... Notched three tackles and a pass defended in the AFC Championship vs. NE (1/19)... Recorded one tackle in Super Bowl XLVIII vs. SEA (2/2).

2012 (EAGLES)

Started all 16 games and totaled 51 tackles (43 solo) and led the Eagles in interceptions (3) and passes defended (16) in his final season in Philadelphia... Posted a multi-interception (2) game and a season-high four passes defended in the season opener at CLE (9/9)... Intercepted an Eli Manning pass in the end zone on the first play of the 4th quarter vs. NYG (9/30)... Posted nine total tackles (eight solo) and two passes defended vs. CAR (11/26)... Tallied three passes defended and three tackles in a victory at TB (12/9)... Earned six total tackles (five solo) in the final game of the season at NYG (12/30).

2011 (EAGLES)

Had three starts in 13 games played, recording 27 total tackles (25 solo), six passes defended, two tackles for loss and a sack... Earned his first career sack, to go along with three tackles vs. ARI (11/13).

2010 (CARDINALS)

Started in all 16 games for a second consecutive season, recording 44 total tackles (42 solo), 17 passes defended and three interceptions, two of which were returned for touchdowns... Earned his first interception of the season off of a pass from Drew Brees and returned it 28 yards for a touchdown in the fourth quarter to seal a victory for Arizona vs NO (10/10)... Tallied five tackles and a pass defended at SEA (10/24)... Notched five tackles (four solo) and an interception vs. SEA (11/14)... Returned an interception 32 yards for a touchdown on the opponent's first possession of the game to help lead the Cardinals to a Christmas day victory vs. DAL (12/25).

2009 (CARDINALS)

Started all 16 games for the first time in his career during his season in the NFL, including two starts in each of the Cardinal's postseason games... Earned his first career Pro Bowl selection after contributing 55 total tackles (53 solo), 26 passes defended, seven interceptions (one returned for a touchdown) and three forced fumbles... Tallied five tackles, one interception and a tackle for loss in a victory at JAC (9/20)... Had three tackles and an interception returned 49 yards for a touchdown in the fourth quarter to close out a victory vs. HOU (10/11)... Contributed an interception in a week seven victory at NYG (10/25)... Notched his second multi-interception game of his career, earning one interception off of Drew Stanton and another one courtesy of Daunte Culpepper, in a victory at DET (12/20)... The following week, Rodgers-Cromartie snagged another interception, this time off of quarterback Keith Null in a win vs. STL (12/27)... Intercepted an Aaron Rodgers pass on the first play from scrimmage in an NFC Wild Card Game victory vs. GB (1/10)... Tied franchise record for postseason interceptions (3) with Hall of Famer Aeneas Williams.

2008 (CARDINALS)

Started 15 games during his rookie season and started in all four postseason games, including Super Bowl XLIII... Tallied a total of 58 tackles (54 solo), 28 passes defended and six interceptions (one returned for a touchdown)... Earned his first two interceptions of his career and four tackles in a win at SEA (11/16)... Racked up five tackles and an interception returned 99 yards for a touchdown, tied for the longest interception return in Cardinals history, in a win vs. STL (12/07)... Had five total tackles (four solo) and an interception vs. SEA (12/28)... Snagged one interception and a season-high 10 total tackles (nine solo) in an NFC Wild Card Game victory vs. ATL (1/3)... Intercepted a pass, making it the third consecutive game in which the corner earned a pick, in an NFC Divisional Round Game win at CAR (1/10)... Notched five tackles and two passes defended in Super Bowl XLIII vs. PIT (2/1).

COLLEGE

Played in 44 games with 39 starts at Tennessee State, where he was a two-time All-American and a three-time first-team All-Ohio Valley Conference selection... Accumulated 11 career interceptions, four of which were returned for a touchdown... Returned a fumble and a kickoff for touchdowns in addition to blocking eight kicks during his collegiate career... Totaled 859 yards on 36 kickoff returns (23.9 avg.)... Won the Top Male Athlete Award at the 2007 OVC Indoor Track Championship after winning the 60-meter dash (6.89), long jump (25'-0.75") and high jump (6'-9.5")

PERSONAL

Attended Lakewood Ranch High School in Bradenton, FL, where he was an all-area, All-Class 5A and All-District 11 defensive back and wide receiver... Majored in psychology... His father, Stanley Cromartie, is a former assistant basketball coach at Bethune Cookman... His cousins, Antonio Cromartie and Marcus Cromartie, both have played in the NFL... Born on April 7, 1986.

YEAR-BY-YEAR STATS**DEFENSE**

Year	Team	G	GS	Tack	Solo	Sack	INT	PD
2008	Ari	16	11	39	36	0	4	19
2009	Ari	16	16	50	48	0	6	25
2010	Ari	16	16	44	42	0	3	17
2011	Phi	13	3	27	25	1.0	0	6
2012	Phi	16	16	51	43	0	3	16
2013	Den	15	13	31	25	0	3	14
2014	NYG	16	15	38	36	0	2	12
2015	NYG	15	15	58	52	0	3	13
2016	NYG	15	9	49	41	1.0	6	21
2017	NYG	15	5	48	31	0.5	0	1
2018	Oak	7	1	6	6	0	0	2
Career		160	120	441	385	2.5	30	146

*Tackle stats according to STATS, LLC

ADDITIONAL

FF-FR: 0-1 in 2008, 3-0 in 2009, 2-1 in 2015, 1-0 in 2016, 1-0 in 2018

INT TD: 6, 1 in 2008, 1 in 2009, 2 in 2010, 1 in 2013, 1 in 2015

POSTSEASON

Year	Team	G	GS	Tack	Solo	Sack	INT	PD
2008	Ari	4	4	19	18	0	2	9
2009	Ari	2	2	5	5	0	1	1
2013	Den	3	3	8	8	0	0	4
2016	NYG	1	1	0	0	0	0	0
Career		10	10	32	31	0	3	14

CAREER HIGHS**SINGLE-GAME**

Total Tackles:	11, vs. Detroit (9/18/17)
Solo Tackles:	8, twice, vs. Detroit (9/18/17)
Interceptions:	2, six times, last at Washington (1/1/17)
Passes Defended:	4, three times, last at Cleveland (9/9/12)
Forced Fumbles:	2, vs. San Francisco (10/11/15)
Fumbles Recovered:	1, twice, last at Dallas (9/13/15)

73

CHASE ROULLIER

C**6-4 // 312**
3rd NFL Season // Wyoming**DOB: Aug. 23, 1993 // Burnsville (Minn.) H.S.**

TRANSACTIONS

Originally selected by the Washington Redskins in the sixth round (199th overall) of the 2017 NFL Draft.

YEAR-BY-YEAR

2018 (REDSKINS)

Started in all 16 games in which he appeared, allowing only a half-sack on the season. One of three players on offense to start and play all 16 games... Started at center and helped the offense gain 429 yards in a win at ARI [9/9]... Started at center and appeared at right guard vs. IND [9/16]... Made first career start at left guard in the absence of Shawn Lauvao in a win vs. GB [9/23]... Started at left guard at NO [10/8]... Started at left guard in a win vs. CAR [10/14]... Started at center in a win vs. DAL [10/21]... Started at center in a win at NYG [10/28]... Started at center vs. ATL [11/4]... Started at center in a win at TB [11/11]... Started at center vs. HOU [11/18]... Started at center at DAL [11/22]... Started at center at PHI [12/3]... Started at center vs. NYG [12/9]... Started at center in win at JAX [12/16]... Started at center at TEN [12/22]... Started at center vs. PHI [12/30].

2017 (REDSKINS)

Played in 13 games with seven starts as rookie... Made NFL debut on special teams vs. PHI [9/10]... Contributed on special teams in wins at LAR [9/17] and OAK [9/24]... Played on special teams at KC [10/2]... Contributed on special teams in a win vs. SF [10/15]... Played on offense and special teams at PHI [10/23]... Made first career start at center vs. DAL [10/29]... Started at center in a comeback win at SEA [11/5]... Started at center and played intermittently at guard as Kirk Cousins threw for 327 yards vs. MIN [11/12]... Started at center and helped the Redskins produce both a 300-yard passer and 100-yard rusher at NO [11/19]... Inactive with a hand injury vs. NYG [11/23], at DAL [11/30] and at LAC [12/10]... Started at center in a win vs. ARI [12/17]... Started at center as the offense gained 386 yards in a win vs. DEN [12/24]... Started at center at NYG [12/31].

COLLEGE

Played collegiately at Wyoming from 2013-16, appearing in 48 career games for the Cowboys... Earned first-team all-conference honors at center as a senior in 2016, starting all 14 games in helping his team to appearances in the Mountain West Championship and the Poinsettia Bowl. Helped the Cowboys rank second in the conference in points per game (35.9)... Garnered second-team all-conference honors in 2015 after starting all 12 games at left guard. Helped running back Brian Hill set a single-season school record in rushing yards... As a sophomore in 2014, started all 12 games at left guard for the Cowboys, earning honorable mention all-conference honors... Played in 10 games with three starts as a freshman in 2013... Redshirted in 2012.

PERSONAL

Attended Burnsville (Minn.) H.S. nearby his hometown of Savage, Minn... He earned first-team all-state honors from the Associated Press as an offensive lineman his senior season, and was named honorable mention all-state as a defensive lineman... Named first-team All-Metro by the Minneapolis Star-Tribune and earned South Suburban Conference Line-man of the Year... Was voted as a team captain in both his junior and senior seasons... Was also a three-year letter-winner in basketball... Mechanical engineering major who was a perennial academic all-conference selection throughout

his time at Wyoming and was named as a semifinalist for the Campbell Trophy, awarded to the nation's premier scholar-athlete... Son of DeeAnn and Mark Roullier. Has one older sister, Brienne... Last name pronounced "ROO-lee-ay"...Born Aug. 23, 1993.

YEAR-BY-YEAR STATS

GAMES/STARTS

Year	Team	G	GS
2017	Was	13	7
2018	Was	16	16
Career		29	23

75

BRANDON SCHERFF

G**6-5 // 315**
5th NFL Season // Iowa**DOB: Dec. 26, 1991 // Denison (Iowa) H.S.**

HONOR ROLL

Two-time Pro Bowl selection (2016-17 seasons)
2015 PFWA All-Rookie Team

TRANSACTIONS

Originally selected by the Washington Redskins in the first round (fifth overall) of the 2015 NFL Draft... Had fifth-year option exercised by the Redskins on April 16, 2018.

PRO

Former fifth overall pick who earned his first career Pro Bowl berth in 2016... Enters 2019 having previously started all 54 regular season games and one postseason game he has appeared in since being drafted... Was a PFWA All-Rookie performer in 2015.

YEAR-BY-YEAR

2018 (REDSKINS)

Started in all eight games in which he appeared, allowing only one sack on the season... Started at right guard and helped execute 429 yards on offense in a win at ARI (9/9)... Started at right guard vs. IND (9/16)... Made start at right guard in a win vs. GB (9/23)... Started at right guard at NO (10/8)... Started at right guard and helped team rush for 138 yards in a win vs. CAR (10/14)... Started at right guard in a win vs. DAL (10/21)... Started at right guard and assisted in Adrian Peterson's 64-yard touchdown run in a win at NYG (10/28)... Started at right guard before leaving game with chest injury vs. ATL (11/4)... Placed on Reserve/Injured list on Nov. 5.

2017 (REDSKINS)

Started all 14 games in which he appeared, earning his second Pro Bowl selection... Started at right guard vs. PHI (9/10)... Started at right guard and helped the Redskins record the NFL's first 200-yard rushing game (229) of the 2017 season at LAR (9/17)... Started at right guard in a win vs. OAK (9/24), helping the Redskins to a 472-128 advantage in total yards, the team's largest differential in regular season play since Dec. 15, 1974... Started at right guard at KC (10/2), helping the Redskins post their first sack-free game of the season... Started at right guard and helped the offense to 419 yards in a win at SF (10/15)... Started at right guard at PHI (10/23), helping Kirk Cousins throw for 303 yards... Inactive with knee and back injuries vs. DAL (10/29)... Active but did not play at SEA (11/5) while still recovering from a knee injury... Started at right guard as Kirk Cousins threw for 327 yards vs. MIN (11/12)... Started at right guard and helped the Redskins produce both a 300-yard passer and 100-yard rusher at NO (11/19)... Started at right guard in a Thanksgiving win vs. NYG (11/23)... Started at right guard at DAL (11/30) and at LAC (12/10)... Started at right guard in a win vs. ARI (12/17)... Started at right guard as the offense gained 386 yards in a win vs. DEN (12/24)... Started at right guard at NYG (12/31).

2016 (REDSKINS)

Started all 16 games at right guard, joining Chris Samuels (2000-01) and Jon Jansen (1999-2000) as the only Redskins offensive linemen to open their careers by starting 16 games in each of their first two NFL seasons. Earned first career Pro Bowl selection... Part of an offensive line that led the Redskins to team records in total net yards (6,545), net passing yards (4,758) and yards per play (6.40) while allowing only 23 sacks, fourth-fewest in the NFL... Started at right guard vs. PIT (9/12) and helped the Redskins hold the Steelers without a sack on 43 team pass attempts... Started at right guard vs.

DAL (9/18), helping the offense post 432 yards of offense... Started at right guard in a win at NYG (9/25), contributing to a 403-yard effort... Started at right guard in wins vs. CLE (10/2) and at BAL (10/9)... Started at right guard in a win vs. PHI (10/16), guiding the offense to 230 rushing yards, its highest total since 2012... Started at right guard in a 413-yard offensive performance at DET (10/23)... Started at right guard in a tie against CIN (10/30) in London, helping the offense record 546 yards of offense, the team's largest offensive output since a 559-yard effort vs. Atlanta on Nov. 10, 1991... Started at right guard in a win vs. MIN (11/13)... Started at right guard in a win vs. GB (11/20), helping the Redskins post 515 total yards, the team's most in a non-overtime game since Week 11 of the 1991 season... Started at right guard at DAL (11/24), holding the Cowboys without a sack and helping the offense to consecutive 500-yard performances for the first time in team history... Started at right guard at ARI (12/4)... Started at right guard in a win at PHI (12/11)... Started at right guard and helped Kirk Cousins throw for 315 yards vs. CAR (12/19)... Started at right guard and helped the Redskins to 200-plus yards both on the ground and in the air in a win at CHI (12/24)... Started at right guard in season finale vs. NYG (1/1).

2015 (REDSKINS)

Started all 16 regular season games and one postseason game played by the organization, earning PFWA All-Rookie honors. Missed only one offensive snap on the year, exiting the field momentarily after losing his shoe... Became only the third rookie offensive lineman to start 16 games for Washington (Jon Jansen in 1999 and Chris Samuels in 2000)... Started at right guard in NFL debut and helped the Redskins rush for 161 yards vs. MIA (9/13)... Helped the Redskins post 182 rushing yards in a start at right guard vs. STL (9/20)... Started at right guard at NYG (9/24)... Started at right guard vs. PHI (10/4), helping the offense go 90 yards on its final drive for a come-from-behind victory... Started at right guard at ATL (10/11) and at NYJ (10/18)... Started at right guard in the largest comeback win (24 points) in team history vs. TB (10/25)... Started at right guard at NE (11/8)... Started at right guard vs. NO (11/15), blocking for the Redskins' first combined 300-yard passing game/200-yard rushing game since Super Bowl XXII... Started at right guard at CAR (11/22)... Started at right guard and helped Kirk Cousins throw for his fourth 300-yard game of the season in a win vs. NYG (11/29)... Started at right guard vs. DAL (12/7)... Started at right guard in a win at CHI (12/13)... Started at right guard for Cousins' team-record-setting sixth 300-yard passing game of the season in a win vs. BUF (12/20)... Started at right guard in a division-clinching win at PHI (12/26)... Started at right guard in regular season finale at DAL (1/3)... Started at right guard in NFC Wild Card Round vs. GB (1/10).

COLLEGE

Played collegiately at Iowa from 2011-14, appearing in 43 games with 36 starts after a redshirt year in 2010... Returned for his senior season in 2014 and started all 13 games, receiving the Outland Trophy, which is awarded annually to the nation's most outstanding interior lineman. Earned unanimous consensus All-American honors and was named first-team All-Big Ten for the second consecutive season. Also won the Rimington-Pace Offensive Lineman of the Year award in the Big Ten Conference... Started in all 13 games in which he appeared as a junior in 2013, earning second-team All-American honors from the Football Writers Association of America and earned first-team All-Big Ten honors from league coaches, Sporting News, Phil Steele and others... As a sophomore in 2012, started in all seven games in which he appeared and played every offensive snap in six games... Started in three of

the 10 games in which he appeared as a freshman in 2011... Redshirted in 2010.

PERSONAL

Attended Denison [Iowa] H.S., where he was a five-sport athlete who competed in football, basketball, baseball, tennis and track and field... Played offensive and defensive lineman in his final two seasons after playing quarterback as a sophomore... Earned first team all-state honors on offense as a senior and was second team all-state on defense as a junior... Collected 31 solo tackles and 51 assists with 16 tackles for loss as a team captain as a senior. Recorded 200 receiving yards and five touchdown receptions at tight end as a junior a year after passing for 1,200 yards as a sophomore... Earned first team all-district, all-conference and all-state honors in baseball... Holds school shot put record and won state title in the event as a sophomore, while placing third as a freshman and second as a junior... Is an avid fisherman and hunter... Earned degree in Sports Studies and intends to be a coach following his playing career... Son of Cindy and Bob Scherff... Married to his wife, Jenni, with whom he welcomed his first son, Easton, in fall 2017... Last name pronounced "SCHER-eff"... Born Dec. 26, 1991.

COMMUNITY

Active in the D.C. area since joining the Redskins in 2015... In 2017, brought joy to 31 area women battling breast cancer at the team's annual All-Star Survivors Celebration and also welcomed 200 elementary school kids into Redskins locker room at FedExField to meet Santa and take home toys for Christmas at Skins Santa Shoppe... In 2016, played alongside fans to benefit children in the second annual Redskins Charity Golf Classic, brought joy to 31 area women battling breast cancer at the team's annual All-Star Survivors Celebration, and welcomed 200 elementary school kids into the Redskins locker room at FedExField to meet Santa and take home toys for Christmas at Skins Santa Shoppe... In 2015, he attended Youth For Tomorrow's Burgundy & Gold Banquet to support local teenage boys and girls experiencing traumatic circumstances with their families, led elementary students through drills to promote physical fitness, healthy lifestyle habits and proper nutrition at the Fuel Up to Play 60 Mini-Combine, participated in a Marine Corps Quantico tour to experience Marine life while stationed on base, participated in the inaugural Redskins Charity Golf Classic to benefit children in the community, attended the Rookie Community Club's Military Appreciation BBQ to honor active duty service members and their families, assembled care packages for victims of domestic violence in collaboration with the Fear 2 Freedom and Rookie Community Club, and ate dinner with 31 women battling breast cancer at the All-Star Survivors Celebration.

YEAR-BY-YEAR STATS

GAMES/STARTS

Year	Team	G	GS
2015	Was	16	16
2016	Was	16	16
2017	Was	14	14
2018	Was	8	8
Career		54	54

POSTSEASON

Year	Team	G	GS
2015	Was	1	1

97

TIM SETTLE

DL**6-3 // 308**
2nd NFL Season // Virginia Tech**DOB: July 11, 1997 // Stonewall Jackson H.S. (Manassas, Va.)**

TRANSACTIONS

Originally selected by the Washington Redskins in the fifth round (163rd overall) of the 2018 NFL Draft.

YEAR-BY-YEAR

2018 (REDSKINS)

Appeared in all 16 regular season games, registering eight-tackles (six solo) and a tackle for loss... Made NFL debut and saw action on defense in a win at ARI [9/9]... Appeared on defense and special teams vs. IND [9/16]... Contributed on special teams in a win vs. GB [9/23]... Appeared on defense and special teams at NO [10/8]... Contributed on special teams in a win vs. CAR [10/14]... Contributed on defense and special teams in a win vs. DAL [10/21]... Contributed on defense and special teams in a win at NYG [10/28]... Appeared on special teams vs. ATL [11/4]... Contributed on defense and special teams in a win at TB [11/11]... Contributed on defense and special teams vs. HOU [11/18]... Recorded three solo tackles, including the first of his career at DAL [11/22]... Tallied one solo tackle at PHI [12/3]... Notched one assisted tackle vs. NYG [12/9]... Contributed on defense and special teams at JAX [12/16]... Tallied one solo tackle at TEN [12/22]... Tallied two tackles [one solo] vs. PHI [12/30].

COLLEGE

Played collegiately at Virginia Tech, collecting 53 tackles (28 solo), 19.5 tackles for loss and 4.0 sacks in 27 games across the 2016-17 seasons... Started all 13 games for the Hokies as a redshirt sophomore in 2017 and compiled 36 tackles (21 solo), 12.5 tackles for loss, 4.0 sacks and one blocked kick. Earned second-team All-ACC honors... In 2016, played in 14 games, contributing 17 tackles (seven solo) and 7.0 tackles for loss. Also blocked a kick against East Carolina... Redshirted in 2015.

PERSONAL

Attended Stonewall Jackson H.S. in Manassas, Va., approximately 25 miles from Redskins team headquarters in Ashburn, Va... Recorded 72 tackles (including 25 for loss), three sacks, two fumble recoveries and 10 pass deflections at nose tackle as a senior... Was a first-team All-Met selection by The Washington Post in each of his final two seasons... Was a 2014 American Family Insurance All-USA Virginia Football Team selection and a second-team Class 6A North Region selection... Was a four-star recruit, according to Rivals.com, and was recruited by Redskins Defensive Backs Coach Torrian Gray during Gray's tenure with the Hokies... Played part of his prep career at Stonewall Jackson with fellow 2018 Redskins draftee Greg Stroman... Also participated in baseball at Stonewall Jackson... Son of Tim Settle Sr., and Paula Washington... Majored in communication studies... Born July 11, 1997.

YEAR-BY-YEAR STATS

DEFENSE

Year	Team	G	GS	Tack	Solo	Sack	PD	FF	FR
2018	Was	16	0	8	6	0	0	0	0
Career		16	0	8	6	0	0	0	0

*Tackle stats according to STATS, LLC

89**CAM SIMS****WR****6-5 // 220****2nd NFL Season // Alabama****DOB: Jan. 6, 1996 // Ouachita Parish H.S. (Monroe, La.)****TRANSACTIONS**

Originally entered the NFL with the Washington Redskins as a college free agent on May 2, 2018.

YEAR-BY-YEAR**2018 (REDSKINS)**

Appeared in one contest... Made NFL debut and appeared on special teams before leaving game due to an ankle injury in win at ARI (9/9)... Placed on Reserve/Injured list with an undisclosed injury on Sept. 11.

COLLEGE

Played collegiately at Alabama from 2014-17, appearing in 53 games for the Crimson Tide. Caught 41 career passes for 467 yards with two touchdowns... Totaled 14 catches for 207 yards and a touchdown in Alabama's national championship season in 2017... Recorded 14 receptions for 152 yards as a junior in 2016... Helped the Tide to a national championship as a sophomore in 2015, catching six passes for 46 yards in 13 games... Played in 12 games as a freshman, catching seven passes for 46 yards, including a four-yard touchdown reception.

PERSONAL

Attended Ouachita Parish H.S. in Monroe, La., where he was a Louisiana Sports Writers Association 5A All-State honorable mention selection in both 2012 and 2013... Caught 39 passes for 948 yards and eight touchdowns as a junior in 2012, averaging 24.3 yards per catch... Was a consensus four-star prospect... Participated in the Under Armour All-American Game... Son of Chastity Butler. Has one daughter, Kameryn... Born Jan. 6, 1996.

YEAR-BY-YEAR STATS**RECEIVING**

Year	Team	GP	GS	Rec	Yds	Avg	Lg	TD
2018	Was	1	0	0	0	0.0	0	0
Career		1	0	0	0	0.0	0	0

11

ALEX SMITH

QB**6-4 // 215**
15th NFL Season // Utah**DOB: May 7, 1984 // Helix H.S. (La Mesa, Calif.)**

HONOR ROLL

Offensive Captain (2018)
 Three-time Pro Bowl selection (2013, 2016-17 seasons)
 49ers Ed Block Courage Award (2011)
 USA Today All-Joe Team (2011)
 NFL Top 100 Players
 >> No. 81 after 2015, No. 81 after 2016

TRANSACTIONS

Originally selected by the San Francisco 49ers in the first round (1st overall) of the 2005 NFL Draft... Re-signed with the 49ers on July 29, 2011... Re-signed with the 49ers on March 21, 2012... Traded to the Kansas City Chiefs on March 12, 2013... Re-signed with the Chiefs on August 31, 2014... Traded to the Washington Redskins on March 14, 2018... Signed multi-year contract extension with the Redskins on March 15, 2018.

PRO

Appeared in 166 regular season games (161 starts) and seven postseason games (all starts)... Completed 3,082-of-4,941 passes for 34,068 yards with 193 touchdowns and 101 interceptions for a passer rating of 87.3 in 15 NFL seasons with San Francisco (2005-12), Kansas City (2013-17) and Washington (2018)... In 2013, joined a Chiefs squad that went 2-14 a year earlier and then led the franchise to 11, 9, 11, 12 and 10 wins, respectively, and led the team to four postseason berths in his five seasons in Kansas City... One of only three NFL quarterbacks to win 50+ games as a starter across the 2013-17 seasons (Tom Brady and Russell Wilson)... Joined the Redskins in 2018 having recorded at least 320 pass attempts and single-digit interceptions in six straight seasons from 2013-18, the longest streak in NFL history. As of the end of the 2018 season, no other NFL quarterback had ever posted more than four such consecutive seasons.

YEAR-BY-YEAR

2018 (REDSKINS)

Started the first 10 games of the season before being placed on the Reserve/Injured list with a right leg injury... Completed 205-of-328 passes for 2,180 yards with 10 touchdowns and five interceptions... Made Washington Redskins debut completing 21-of-30 passes for 255 yards with two touchdowns for a 118.1 passer rating and recorded 14 rushing yards on eight attempts in a win at ARI (9/9)... Threw for 292 yards, completing 33-of-46 passes for an 88.3 passer rating vs. IND (9/16)... Led an eight play, 98-yard scoring drive, which was the first time since the Redskins have recorded a scoring drive of 98 or more yards since Oct. 31, 1999. Finished with 12 completions for 220 yards with two touchdowns and one interception for a passer rating of 110.4 in a win vs. GB (9/23)... Connected on 23-of-39 passes for 275 yards, scored one rushing touchdown and had one interception for a 69.9 passer rating at NO (10/8). The touchdown was the 15th rushing touchdown of his career... Completed 21-of-36 pass attempts for 163 yards and two touchdowns with a passer rating of 88.1 and rushed six times for 13 yards in a win vs. CAR (10/14)... Completed 14-of-25 pass attempts for 178 yards and one touchdown for a passer rating of 91.8. With his 23-yard touchdown pass to running back Kapri Bibbs, Smith (33,271) passed Steve Young (33,124) for 35th on the NFL's all-time list in career passing yards in a win vs. DAL (10/21)... Completed 20-of-32 pass attempts for 178 yards and one touchdown for a passer rating of 87.8 in a win at NYG (10/28)... Completed 30-of-46 pass attempts for 306 yards, one interception and

one touchdown for a passer rating of 82.3 and rushed for 22 yards on one carry. It was his first 300-yard passing game as a member of the Redskins vs. ATL (11/4)... Completed 19-of-27 pass attempts for 178 yards and one touchdown and finished with a passer rating of 100.5. With the touchdown pass, he (193) entered the top 50 on the NFL's all-time passing touchdowns list, passing No. 50 Bob Griese (192) in a win at TB (11/11)... Completed 12-of-27 pass attempts for 135 yards with two interceptions and rushed for 33 yards on four carries. Left game after suffering leg injury vs. HOU (11/18)... Placed on Reserve/Injured list with a leg injury on Nov. 19.

2017 (CHIEFS)

Started all 15 games in which he appeared, missing only a Week 17 contest after the team had already clinched its second straight AFC West title... Recorded career highs in completions (341), passing yards (4,042), passing touchdowns (26) and passer rating (104.7) while throwing only five interceptions, earning his third career Pro Bowl selection... His 5.2 touchdowns per interception were the best in the NFL in 2017 and the 15th-best in NFL history... Led the NFL in passer rating (104.7), becoming the first Chief to lead a league in that category since Len Dawson (98.6) led the AFL in 1968... Recorded five 300-yard games, a career high... Earned AFC Offensive Player of the Week honors after completing 28-of-35 passes for 368 yards with four touchdowns and no interceptions in an opening night win at NE (9/7)... Threw for 324 yards, completing 29-of-37 passes in pushing the Chiefs to a 5-0 start at HOU (10/8)... Opened the season with eight straight games without an interception before throwing one in Week 9 at DAL. Including the end of the 2016 season, threw 297 passes between interceptions, the second-longest streak of his career and the fifth-longest streak in NFL history... Set an NFL record for the most pass attempts to open a season without an interception (287)... Recorded his second four-touchdown, zero-interception performance of the season at NYJ (12/3). Also recorded a career-long 70-yard rush in the contest... Completed 24-of-33 passes for 264 yards with two touchdowns and no interceptions in the AFC Wild Card Round vs. TEN (1/6).

2016 (CHIEFS)

Appeared in 15 games with 15 starts, completing 328-of-489 passes for 3,502 yards with 15 touchdowns and eight interceptions... Helped guide the team to a 12-4 record and its first AFC West title since 2010, earning a first-round bye... Also rushed for five touchdowns, tying Steve Bono's franchise record by a quarterback (five in 1995)... Earned his second career Pro Bowl selection... Opened the season with an overtime win at SD (9/11), completing 34-of-48 passes for a season-best 363 yards with two touchdowns and an interception... Set a Chiefs record by completing 86.4 percent of his passes (19-of-22) at OAK (10/16)... Engineered his second fourth-quarter comeback win of the season at CAR (11/13), leading the team to 17 unanswered points to overcome a 17-3 deficit after three quarters in a 20-17 victory... Added his third fourth-quarter comeback win of the season at DEN (11/27). Tied the game with a touchdown pass and two-point conversion with 12 seconds remaining, and then led the Chiefs on two field goal drives in overtime for the win.

2015 (CHIEFS)

Started all 16 games, completing 307-of-470 passes for 3,486 yards with 20 touchdowns and seven interceptions, helping Kansas City to an 11-5 record and a postseason berth... Also rushed 84 times for 498 yards, breaking his own franchise records by a quarterback... Was one of two recipients of the club's Derrick Thomas Award, given to the

11 | ALEX SMITH

team's Most Valuable Player... Led the team to 10 consecutive victories down the stretch after the team opened the season 1-5... Threw three touchdowns and no interceptions in season-opening win at HOU (9/13)... Threw a career-high 386 yards on 31-of-45 passes at CIN (10/4)... Did not throw an interception in Weeks 4-13, eventually snapping the streak with a pick in Week 14 at SD (12/13). His 312 pass attempts without an interception represented the second-longest streak in NFL history, trailing only Tom Brady (358)... Completed a season-high 84.0 percent of passes (21-of-25) at BAL (12/20)... Guided the Chiefs to a 30-0 win in the AFC Wild Card Round at HOU (1/9), completing 17-of-22 passes for 190 yards with one touchdown and one interception... Completed 29-of-50 passes for 246 yards with one touchdown in AFC Divisional Round at NE (1/16).

2014 (CHIEFS)

Started all 15 games in which he played, completing 303-of-464 passes for 3,265 yards with 18 touchdowns and six interceptions... Helped the Chiefs finish the season 9-7... Threw three touchdown passes and no interceptions in consecutive games at MIA (9/21) and vs. NE (9/29). Eclipsed a passer rating of 135.0 in both contests... Recorded a season-high 311 yards in his final game of the season in Week 16 at PIT... Missed Week 17 with a lacerated spleen.

2013 (CHIEFS)

Earned his first Pro Bowl selection after inheriting a 2-14 team and helping lead the franchise to an 11-5 record and a post-season berth... Started all 15 games in which he played and established then-career-highs for attempts (508) and then completions (308), eclipsing the 500-attempt and 300-completion marks for the first time in his career... Set a then-franchise record for most rushing yards in a single season by a quarterback, racking up a career-high 491 yards on 76 carries (5.7 avg.)... Became only the second quarterback in Chiefs history to win his first nine starts with the team, joining Mike Livingston (1969-72)... Recorded three-touchdown games vs. NYG (9/29) and vs. SD (11/24)... Tallied his first career perfect 158.3 passer rating (min. 20 att.) at OAK (12/15). Completed 17-of-20 passes for 287 yards with five touchdowns and no interceptions and became only the second Chiefs player to record a perfect 158.3 passer rating in a game (min. 20 att.), joining Trent Green, who accomplished the feat on Dec. 14, 2003... Threw for postseason franchise records in attempts (46), completions (30), yards (378) and touchdowns (four) in the AFC Wild Card Round at IND (1/4). His 378 yards and four touchdown passes broke franchise marks set by Joe Montana.

2012 (49ERS)

Played in 10 games with nine starts, completing 153-of-218 for 1,737 yards with 13 touchdowns and five interceptions... Led the Niners to a 6-2-1 record in his nine starts, helping the team en route to an 11-4-1 record, an NFC West title, an NFC Championship and a berth in Super Bowl XLVII... Engineered a 45-3 win vs. BUF (10/7), completing 18-of-24 passes for 303 yards with three touchdowns and no interceptions... Earned NFC Offensive Player of the Week honors in Week 8 at ARI (10/29) after completing 18-of-19 passes (94.7 percent) for 232 yards with three touchdowns and no interceptions... Suffered a concussion in a Week 10 tie vs. STL (11/11).

2011 (49ERS)

Led the 49ers to a 13-3 regular season record and a trip to their first NFC Championship Game since 1994... Started all 16 regular season games, completing 273-of-445 passes for 3,144 yards with 17 touchdowns and five interceptions... Also posted then-career highs with 52 rushing attempts for 179 yards with two rushing touchdowns... Started both postseason contests, throwing for 495 yards, five touchdowns and no interceptions... Did not throw an interception in the final five games of the season... Named the Comeback Player of the Year by Rick Gosselin of The Dallas Morning News and

also earned Ed Block Courage Award and USA Today All-Joe Team honors... During the campaign, became the sixth quarterback in San Francisco franchise history to pass for more than 10,000 yards in a career... Led six fourth-quarter comebacks, including four on the road. His four come-from-behind road victories tied the franchise record set by Joe Montana in 1989... Set a franchise record for fewest interceptions in a season with five (min. 400 attempts) in 2011... Led the Niners a 36-32 win in NFC Divisional Round vs. NO (1/14), completing 24-of-42 passes for 299 yards with three touchdowns and no interceptions. Took a late 29-24 lead with a 28-yard touchdown run with 2:11 remaining, and after a New Orleans touchdown drive in response, engineered a seven-play, 85-yard drive culminating in a 14-yard game-winning touchdown pass to Vernon Davis with nine seconds remaining... Threw two touchdown passes in an overtime loss vs. NYG (1/22) in the NFC Championship Game.

2010 (49ERS)

Started 10 of the 11 games in which he played, completing 204-of-342 passes for 2,370 yards with 14 touchdowns and 10 interceptions... Completed 25-of-39 passes for 309 yards with three touchdowns vs. PHI (10/10)... Did not play in Weeks 8-13... In his return to the field in Week 14, completed 17-of-27 passes for 255 yards with three touchdowns and no interceptions in a 40-21 win vs. SEA (12/12)... Concluded the season with a 38-7 Week 17 win vs. ARI (1/2), throwing for 276 yards and two touchdowns in the contest.

2009 (49ERS)

Appeared in 11 games, starting 10, completing 225-of-372 passes for 2,350 yards with 18 touchdowns and 12 interceptions... Made his season debut in Week 7, entering in reserve in the third quarter and going 15-of-22 for 206 yards with three touchdowns at HOU (10/25)... Recorded the first 300-yard passing game of his career in Week 13 at SEA (12/6), completing 27-of-45 passes for 310 yards with two touchdowns and no interceptions.

2008 (49ERS)

Spent the season on the Reserve/Injured list with a shoulder injury.

2007 (49ERS)

Started all seven games in which he played, completing 94-of-193 passes for 914 yards with two touchdowns and four interceptions... Engineered fourth-quarter comeback wins in each of the first two games of the season... Drove the Niners 86 yards in 12 plays for a game-winning touchdown with 22 seconds remaining vs. ARI (9/10)... Started in another fourth-quarter comeback win a week later at STL (9/16), earning a 17-16 victory on a Joe Nedney field goal in the final four minutes.

2006 (49ERS)

Started all 16 games in 2006, becoming the first quarterback in 49ers history to take every snap over the course of a season... Completed 257-of-442 passes for 2,890 yards with 16 touchdowns and 16 interceptions... Posted season highs in attempts (46), completions (27) and passing yards (293) in Week 3 vs. PHI (9/24)... Threw three touchdown passes in a 34-20 win vs. DAK (10/8)... Trailing 7-3 entering the fourth quarter in Week 15 at SEA (12/14), led the Niners on three consecutive touchdown drives including two touchdown passes and a touchdown run to earn a 24-14 victory.

2005 (49ERS)

Played in nine games as a rookie, making seven starts... Completed 84-of-165 passes for 875 yards with one touchdown and 11 interceptions... Made his NFL debut at PHI (9/18)... Started his first career game in a Week 5 matchup vs. IND (10/9)... Earned his first career win at STL (12/24), completing 12-of-16 passes for 131 yards... Led the 49ers to their second consecutive victory, throwing for 159 yards, completing 16-of-29 passes with one touchdown and one interception vs. HOU (1/1).

COLLEGE

Played collegiately at Utah, appearing in 26 games with 22 starts and boasting a 21-1 record as a starter... Completed 389-of-587 passes (66.3 percent) for 5,208 yards with 47 touchdowns and only eight interceptions in three seasons... Added 1,072 rushing yards with 15 rushing touchdowns on 286 carries (4.7 avg.)... Set Utah career records for completion percentage (66.3), passing efficiency (162.7) and yards gained per completion (13.5 avg.)... In his third and final season at Utah in 2004, he became first player in school history to be named a finalist for the Heisman Trophy after leading the Utes to a 12-0 record, completing 214-of-317 passes (67.5 percent) for 2,952 yards with 32 touchdowns and four interceptions, adding 135 carries for 631 yards (4.7 avg.) with 10 rushing touchdowns. Named National Player of the Year by The Sporting News and Sports Illustrated and was also named CoSIDA Football Academic All-American of the Year... Was a finalist for the Davey O'Brien Award, given to the nation's top passer... Added second-team Walter Camp All-American, Mountain West Conference Offensive Player of the Year and unanimous first-team All-Mountain West Conference accolades... Assumed the starting quarterback job in the season's third game as a sophomore in 2003... Completed 173-of-266 passes (65.0 percent) for 2,247 yards with 15 touchdowns and three interceptions... Rushed 149 times for 452 yards (3.0 avg.) and five touchdowns ... Was a second-team All-Mountain West Conference pick.. Appeared in two games as a true freshman in 2002, completing two-of-five passes with one interception.

PERSONAL

Attended Helix H.S. in La Mesa, Calif., earning All-CIF, All-Conference, All-County, team MVP and National Football Foundation and Hall of Fame Scholar-Athlete honors... Twice named the conference's Offensive Player of the Year and served as team captain as a junior and a senior... Guided his team to a 25-1 record in his final two seasons... Established the Alex Smith Foundation, which provides foster teens with the tools and resources needed to transition to successful adulthood. More than 30 kids have been fully-funded completely through college, including tuition, mentoring, counseling and other tools needed to come out of school debt-free... Named as the Chiefs' 2017 Man of the Year, earning the honor after supporting 23 foster kids through college as part of his Guardian Scholars Program at San Diego State University and also playing an active role with Cornerstones of Care to help youth in foster care achieve their academic dreams... Committed \$500,000 to the University of Utah's athletic department in 2007, helping fund the Alex Smith Strength and Conditioning Facility - a \$1.5 million expansion of Utah's varsity athletics weight room.. Graduated from Utah in three years with a bachelor's degree in economics and scored a 40 on the Wonderlic Test prior to the 2005 NFL Draft... Son of Doug and Pam Smith. Doug played football at Weber State... Nephew of John L. Smith, the head coach at Kentucky State University whose college coaching tenure also includes head coaching tenures at Arkansas (2012), Michigan State (2003-06), Louisville (1998-2002), Utah State (1995-97) and Idaho (1989-94)... Married to his wife, Elizabeth, and has two sons and one daughter... Born May 7, 1984.

CAREER HIGHS

SINGLE-GAME

Pass Attempts:	50, twice, last at New England (1/16/16)*
Pass Completions:	34, vs. San Diego (9/11/16)
Yards Passing:	386, at Cincinnati (10/4/15)
Passing TD:	5, at Oakland (12/15/13)
Passer Rating:	158.3, at Oakland (12/15/13)
Carries:	11, at Philadelphia (9/19/13)
Rushing Yards:	78, vs. Detroit (11/1/15)
Rushing Touchdowns:	1, 16 times, last at New Orleans (10/8/16)

* Denotes playoff game

PASS ATTEMPTS WITHOUT AN INT

MOST PASS ATTEMPTS WITHOUT AN INTERCEPTION
(NFL HISTORY):

Player	Season[s]	Att.
1. Tom Brady	2010-11	358
2. Alex Smith	2015	312
3. Bernie Kosar	1990-91	308
4. Drew Brees	2015-16	305
5. Alex Smith	2016-17	297

YEAR-BY-YEAR STATS

PASSING

Year	Team	G	GS	Att	Comp	Pct	Yds	Yd/A	TD	Int	Lg	Rate
2005	SF	9	7	165	84	50.9	875	5.3	1	11	47	40.8
2006	SF	16	16	442	257	58.1	2890	6.5	16	16	75	74.8
2007	SF	7	7	193	94	48.7	914	4.7	2	4	45	57.2
2009	SF	11	10	372	225	60.5	2350	6.3	18	12	73t	81.5
2010	SF	11	10	342	204	59.6	2370	6.9	14	10	62t	82.1
2011	SF	16	16	445	273	61.3	3144	7.1	17	5	56t	90.7
2012	SF	10	9	218	153	70.2	1737	8.0	13	5	55	104.1
2013	KC	15	15	508	308	60.6	3313	6.5	23	7	71t	89.1
2014	KC	15	15	464	303	65.3	3265	7.0	18	6	70t	93.4
2015	KC	16	16	470	307	65.3	3486	7.4	20	7	80t	95.4
2016	KC	15	15	489	328	67.1	3502	7.2	15	8	80t	91.2
2017	KC	15	15	505	341	67.5	4042	8.0	26	5	79t	104.7
2018	Was	10	10	328	205	62.5	2180	6.6	10	5	52	85.7
Career		166	161	4941	3082	62.4	34068	6.9	193	101	80t	87.3

RUSHING

Year	Team	Att	Yds	Avg	Lg	TD
2005	SF	30	103	3.4	19	0
2006	SF	44	147	3.3	22	2
2007	SF	13	89	6.8	25	0
2009	SF	24	51	2.1	11	0
2010	SF	18	60	3.3	12	0
2011	SF	52	179	3.4	14	2
2012	SF	31	132	4.3	24	0
2013	KC	76	431	5.7	26	1
2014	KC	49	254	5.2	25	1
2015	KC	84	498	5.9	49	2
2016	KC	48	134	2.8	24	5
2017	KC	60	355	5.9	70	1
2018	Was	41	168	4.1	22	1
Career		570	2801	4.6	70	15

ADDITIONAL

Record as Starter: 88-62-1 (0.586) career; 6-4 with Redskins
Fumbles-Lost: 11-3 in 2005, 10-5 in 2006, 6-5 in 2007, 3-1 in 2009, 4-2 in 2010, 7-2 in 2011, 4-1 in 2012, 7-3 in 2013, 4-1 in 2014, 4-0 in 2015, 7-4 in 2016, 2-1 in 2017, 6-1 in 2018
300-Yard Passing Games: 12 (1 in 2009, 1 in 2010, 1 in 2012, 1 in 2014, 1 in 2015, 1 in 2016, 5 in 2017, 1 in 2018)
Fourth Quarter Comeback Wins: 18 (12/24/05 at STL, 12/14/06 at SEA, 9/10/07 vs. ARI, 9/16/07 at STL, 9/25/11 at CIN, 10/2/11 at PHI, 10/16/11 at DET, 11/13/11 vs. NYG, 12/24/11 at SEA, 10/6/13 at TEN, 10/19/14 at SF, 11/9/14 at BUF, 11/16/14 vs. SEA, 12/6/15 at OAK, 9/11/16 vs. SD, 11/13/16 at CAR, 11/27/16 at DEN, 9/7/17 at NE)
Overtime Wins: 4 (1/1/6 vs. HOU, 12/31/06 at DEN, 9/11/16 vs. SD, 11/27/16 at DEN)
Receiving: 1 for -6 in 2009, 1 for -4 in 2013, 1 for 3 in 2016

POSTSEASON STATS

PASSING

Year	Team	G	GS	Att	Comp	Pct	Yds	Yd/A	TD	Int	Lg	Rate
2011	SF	2	2	68	36	52.9	495	7.3	5	0	73t	101.0
2013	KC	1	1	46	30	65.2	378	8.2	4	0	79t	119.7
2015	KC	2	2	72	46	63.9	436	6.1	2	1	48	84.0
2016	KC	1	1	34	20	58.8	172	5.1	1	1	24	69.7
2017	KC	1	1	33	24	72.7	264	8.0	2	0	45	116.2
Career		7	7	253	156	61.7	1745	6.9	14	2	79t	97.4

RUSHING

Year	Team	Att	Yds	Avg	Lg	TD
2011	SF	7	70	10.0	28t	1
2013	KC	8	57	7.1	16	0
2015	KC	14	71	5.1	15	0
2016	KC	2	9	4.5	5	0
2017	KC	4	13	3.3	11	0
Career		35	220	6.3	28t	1

ADDITIONAL

Record as Starter: 2-5 (.286) career, 0-0 with Redskins
Fumbles-Lost: 2-1 in 2011, 1-1 in 2013
300-Yard Passing Games: 1 (1 in 2013)

46



MARCUS SMITH II

LB

6-3 // 257

5th NFL Season // Louisville

DOB: March 31, 1992 // Hardaway H.S. [Columbus, Ga.]

TRANSACTIONS

Originally selected by the Philadelphia Eagles in the first round [26th overall] of the 2014 NFL Draft... Released by the Eagles on July 26, 2017... Signed with the Seattle Seahawks on March 14, 2018... Re-signed with the Seahawks as an unrestricted free agent on March 23, 2018... Released by the Seahawks August 17, 2018... Signed with the Washington Redskins on December 4, 2018... Released by the Redskins on December 15, 2018... Re-signed with the Redskins December 27, 2018.

PRO

Enters 2019 having previously appeared in 53 career contests from 2014-18... Recorded 32 tackles [20 solo], 6.5 sacks, 5.0 tackles for loss, one pass defended, 14 quarterback hits and two forced fumbles

YEAR-BY-YEAR

2018 [REDSKINS]

Appeared in two contests... Signed with the Redskins in Week 14 and made his 2018 and Redskins debut contributing on defense and special teams vs. NYG [12/9]... Released by the team on Dec. 15 and re-signed on Dec. 27... Contributed on defense and special teams vs. PHI [12/30].

2017 [SEAHAWKS]

Appeared in 14 games, recording eight tackles [two solo], 2.5 sacks, five quarterback hurries, one tackle for loss, two forced fumbles, one pass defended and a special teams tackle... Had one solo tackle and a tackle for loss at GB [9/10]... Added one solo tackle and a special teams tackle at TEN [9/24]... Compiled two tackles, one solo with 1.5 sacks, a quarterback hurry and a forced fumble in a win vs. IND [10/1]... Made one solo tackle in a win at LAR [10/8]... Saw time in a win at NYG [10/22]... Contributed one assisted tackle and a quarterback hurry in a win over HOU [10/29]... Had two tackles, one solo vs. WAS [11/5]... Ruled out with a concussion against ARI [11/9]... Appeared vs. ATL [11/20]... Notched three tackles (two solo), a sack for eight yards, two quarterback hurries, a forced fumble and one defended pass in win at SF [11/26]... Played in win against PHI [12/3], registering a quarterback hurry... Made a solo tackle at JAX [12/10]... Assisted on a tackle vs. LAR [12/17] and at DAL [12/24]... Appeared in contest vs. ARI [12/31].

2016 [EAGLES]

Appeared in all 16 contests, tallying nine tackles [six solo], 2.5 sacks, 3.0 tackles for loss and four quarterback hurries... Saw time in first three games of the season, all wins against CLE [9/11], at CHI [9/19] and vs. PIT [9/25]... Contributed one solo tackle and a tackle for loss at DET [10/9]... Played at WAS [10/16]... Added two solo tackles and a tackle for loss in win over MIN [10/23]... Tallied two solo tackles, a sack for four yards, a quarterback hurry and a tackle for loss in overtime game at DAL [10/30]... Had a special teams tackle at NYG [10/6]... Made a solo tackle and a special teams tackle in win vs. ATL [11/13]... Recorded two assisted tackles, half a sack and a quarterback hurry at SEA [11/20]... Registered an assisted tackle vs. GB [11/28]... Compiled a solo tackle, special teams tackle and a quarterback hurry at CIN [12/4]... Appeared against WAS [12/11]... Made a special teams tackle at BAL [12/18]... Played in win over NYG [12/22]... Finished out season with two solo tackles, one sack and a quarterback hurry in win vs. DAL [1/1].

2015 [EAGLES]

Appeared in 13 games, compiling three assisted tackles, 1.5 sacks, four quarterback hurries and one tackle for loss... Saw time in win at NYJ [9/27]... Recorded one assisted tackle with a quarterback hurry in win over NO [10/11]... Played in win vs. NYG [10/19], at CAR [10/25], in overtime win at DAL [11/8], against MIA [11/15], vs. TB [11/22] and at DET [11/26]... Made a special teams tackle in a win at NE [12/6]... Appeared in win vs. BUF [12/13]... Compiled three tackles [two solo], half a sack and a quarterback hurry... Saw time against WAS [12/26]... Tallied two tackles [one solo] with a sack, two quarterback hurries and a tackle for loss.

2014 [EAGLES]

Played in eight games, registering a quarterback hurry... Appeared in win vs. WAS [9/21], at SF [9/28] and in win over STL [10/5]... Had a quarterback hurry in win over NYG [10/12]... Saw time in win against CAR [11/10], in win vs. TEN [11/23] and in a win at DAL [12/27]... Played in contest vs. SEA [12/7].

COLLEGE

Played collegiately at Louisville, where he finished his career ranked seventh on Louisville's all-time sack list with 24... Named the American Athletic Conference Defensive Player of the Year and earned USA Today second-team All-America honors as a senior. Notched 14.5 sacks, which ranked second in the NCAA, with 18.5 tackles for loss and a career-high 42 tackles [33 solo]... Finished second on the team with four sacks and led the defensive line with 29 tackles [16 solo] as a junior, also recording two receptions for two-point conversions... Appeared in 10 games as a sophomore with five starts, leading the team with 5.5 sacks... Played in nine games with one start at linebacker and special teams as a freshman, totaling three tackles and one tackle for loss.

PERSONAL

Attended Hardaway H.S. in Columbus, Ga., where he was selected to the 2009 AAA All-Region second team as a quarterback, throwing for more than 1,800 yards and 14 touchdowns... Added 227 yards and four touchdowns on the ground... Was also a standout basketball player, playing on the same AAU team as Pittsburgh Steelers linebacker Jarvis Jones... Majored in communications... Son of Elba Wilson and Marcus Smith, Sr... Born on March 31, 1992.

YEAR-BY-YEAR STATS

DEFENSE

Year	Team	G	GS	Tack	Solo	Sack	INT	PD
2014	Phi	8	0	0	0	0	0	0
2015	Phi	13	0	6	3	1.5	0	0
2016	Phi	16	0	12	9	2.5	0	0
2017	Sea	14	0	14	8	2.5	0	1
2018	Was	2	0	0	0	0	0	0
Career		53	0	32	20	6.5	0	1

*Tackle stats according to STATS, LLC

ADDITIONAL

FF-FR: 2-0 in 2017

87

JEREMY SPRINKLE

TE**6-5 // 255**
3rd NFL Season // Arkansas**DOB: Aug. 10, 1994 // White Hall [Ark.] H.S.**

TRANSACTIONS

Originally selected by the Washington Redskins in the fifth round (154th overall) of the 2017 NFL Draft.

PRO

Enters 2018 having previously appeared in 27 regular season games with 14 starts from 2017-18.. Recorded seven receptions for 54 yards (7.7 avg.) with two touchdown receptions.

YEAR-BY-YEAR

2018 (REDSKINS)

Appeared in 16 games with nine starts, catching five receptions for 41 yards and a score... Contributed on offense and special teams in a win at ARI [9/9]... Played on offense and special teams vs. IND [9/16]... Made first start of the season and contributed on offense and special teams in a win vs. GB [9/23]... Contributed on offense and special teams at NO [10/8]... Recorded one kickoff return for six yards and recovered a fumble in a win vs. CAR [10/14]... Contributed on offense and special teams in a win vs. DAL [10/21]... Contributed on offense and special teams in a win at NYG [10/28]... Contributed on offense and special teams vs. ATL [11/4]... Contributed on offense and special teams and assisted on a special teams tackle in a win at TB [11/11]... Contributed on offense and special teams vs. HOU [11/18]... Contributed on offense and special teams at DAL [11/22]... Contributed on offense and special teams at PHI [12/3]... Started at tight end vs. NYG [12/9]... Caught three passes for 19 yards and a touchdown at JAX [12/16]... Recorded two receptions for 22 yards at TEN [12/22]... Contributed on both offense and special teams vs. PHI [12/30].

2017 (REDSKINS)

Appeared in 11 games with five starts as a rookie, catching two passes for 13 yards with one receiving touchdown... Inactive vs. PHI [9/10] and at LAR [9/17]... Made NFL debut in a win vs. OAK [9/24], starting the game when Washington opened in a three-tight end set... Played on offense and special teams at KC [10/2]... Inactive vs. SF [10/15], at PHI [10/23] and vs. DAL [10/29]... Contributed on offense and special teams in a win at SEA [11/5]... Played on offense and special teams vs. MIN [11/12]... Recorded a touchdown on his first career reception at NO [11/19], a seven-yard pass from Kirk Cousins in the fourth quarter. Joined Josh Doctson and Maurice Harris as the third member of the Redskins to record a touchdown reception on their first reception of the 2017 season... Contributed on offense and special teams in a Thanksgiving night win vs. NYG [11/23]... Played on offense and special teams at DAL [11/30] and at LAC [12/10]... Contributed on offense and special teams in a win vs. ARI [12/17]... Caught a six-yard pass in a win vs. DEN [12/24]... Played on offense and special teams at NYG [12/31].

COLLEGE

Played collegiately at Arkansas from 2013-16, recording 71 receptions for 921 yards with 11 receiving touchdowns in 51 career games... Completed his career holding the school record for career receiving touchdowns by a tight end (11)... Started 11 of the 12 games in which he played as a senior in 2016, catching 33 passes for 380 yards with four touchdowns... As a junior in 2015, earned third-team All-SEC honors from various media outlets after leading the SEC with six receiving touchdowns and gaining 389 yards on 27 receptions... Participated in all 13 contests at tight end and on special teams as a sophomore in 2014. Caught seven passes for

84 yards, including his first career touchdown... Played in 12 games with two starts as a redshirt freshman in 2013... Redshirted in 2012.

PERSONAL

Attended White Hall [Ark.] H.S., where he played tight end and defensive end and was named to the 2011 Arkansas Super Team by the Associated Press... Caught 45 passes for 841 yards and six touchdowns and made 92 tackles, including 14 sacks, in helping the Bulldogs win the 2011 5A Southeast Conference championship and reach their first state semifinal in 20 years... Tallied 73 tackles, 25 for loss with 15 sacks as a junior and also made 10 catches for 227 yards and three touchdowns... Was a three-sport All-Southeast Arkansas selection by The Pine Bluff Commercial, being honored in football, basketball and baseball... Rated as a three-star recruit, according to Rivals.com, Scout.com and ESPN... Earned degree in recreation and sport management in May 2016... Son of Billy and Shelia Sprinkle... Born Aug. 10, 1994.

YEAR-BY-YEAR STATS

RECEIVING

Year	Team	GP	GS	Rec	Yds	Avg	Lg	TD
2017	Was	11	5	2	13	6.5	7t	1
2018	Was	16	9	5	41	8.2	15	1
Career		27	14	7	54	7.7	15	2

KICK RETURN

Year	Team	KR	Yds	Avg	Lg	TD
2018	Was	1	6	6.0	6	0
Career		1	6	6.0	6	0

37

GREG STROMAN

CB**6-0 // 182**
2nd NFL Season // Virginia Tech**DOB: March 8, 1996 // Stonewall Jackson H.S. (Manassas, Va.)**

TRANSACTIONS

Originally selected by the Washington Redskins in the seventh round (241st overall) of the 2018 NFL Draft.

YEAR-BY-YEAR

2018 (REDSKINS)

Appeared in 15 games with three starts, registering 38 tackles (31 solo), one interception, four passes defended, one quarterback hurry, a forced fumble and a fumble recovery. The only player on the team to record at least one return on punt and kickoff. Made NFL debut and appeared on defense and special teams in win at ARI [9/9]... Recorded first career kickoff return for 16 yards and first career punt return for six yards vs. IND [9/16]... Returned one punt for nine yards and one kickoff for 18 yards in a win vs. GB [9/23]... Notched one solo tackle on defense and contributed on special teams at NO [10/8]... Returned one punt for 10 yards in a win vs. CAR [10/14]... Registered four solo tackles and returned one punt for three yards in a win vs. DAL [10/21]... Notched six tackles [four solo] and two passes defended in a win at NYG [10/28]... Returned four kickoffs for 76 yards vs. ATL [11/4]... Recorded his first career interception and finished with five solo tackles, one pass defended and one forced fumble in a win at TB [11/11]... Assisted on three tackles vs. HOU [11/18]... Contributed on defense and special teams at DAL [11/22]... Recorded seven tackles [six solo] and one quarterback hit at PHI [12/3]... Tallied two solo tackles and a pass defended vs. NYG [12/9]... Inactive at JAX [12/16]... Tallied five solo tackles at TEN [12/22]... Notched five tackles [four solo] vs. PHI [12/30].

COLLEGE

Played collegiately at Virginia Tech from 2014-17, becoming a versatile contributor as a cornerback, return specialist and occasional punter... Posted 60 career tackles (39 solo) and nine interceptions on defense... Averaged 8.7 yards on 127 career punt returns, including four touchdowns, and also averaged 20.8 yards on 23 kickoff returns... Punted twice in quick kick situations, averaging 40.0 yards per punt... Scored six career touchdowns, four via punt return, one via interception return and one on a fumble return... Was a first-team All-ACC pick at cornerback in 2017 after posting a career-high four interceptions and also earned an honorable mention selection that year as a return specialist with two punt return touchdowns... Named second-team All-ACC by the league's coaches as a junior in 2016 after playing in 11 games with nine starts. Recorded three interceptions, 25 punt returns for 221 yards with one touchdown and 22 kickoff returns for 460 yards... Made six starts among his 13 games played in 2015 and recorded two interceptions. Logged 452 total yards, including 101 on special teams, 33 on offense, and 318 on defense during the regular season... Played in all 13 games with one start as a freshman in 2014.

PERSONAL

Attended Stonewall Jackson H.S. in Manassas, Va., approximately 25 miles from Redskins team headquarters in Ashburn, Va... Was a first-team 6A all-state selection by VirginiaPreps as a senior after being named the Conference 8 Offensive Player of the Year... Garnered All-Met honorable mention honors from The Washington Post... Rushed for 1,233 yards and 15 touchdowns on 133 carries while passing for 1,544 yards and 17 touchdowns on 92-of-167 passes... Also competed in track and field... Played under Redskins Defensive Backs Coach Torrian Gray during Gray's tenure with the Hokies... Played part of his prep career at Stonewall Jackson

with fellow 2018 Redskins draftee Tim Settle... Son of Greg Stroman Sr. and Priscilla Stroman... Majored in consumer studies... Born March 8, 1996.

YEAR-BY-YEAR STATS

DEFENSE

Year	Team	G	GS	Tack	Solo	Sack	PD	INT
2018	Was	15	3	38	31	0	4	1
Career		15	3	38	31	0	4	1

FF-FR: 1-1 in 2018

KICK RETURN

Year	Team	KR	Yds	Avg	Lg	TD
2018	Was	6	110	18.3	23	0
Career		6	110	18.3	23	0

PUNT RETURN

Year	Team	PR	Yds	Avg	Lg	TD
2018	Was	8	27	3.4	10	0
Career		8	27	3.4	10	0

*Tackle stats according to STATS, LLC

57

NICK SUNDBERG

LS**6-1 // 245**
10th NFL Season // California**DOB: July 29, 1987 // North Canyon H.S. (Phoenix, Ariz.)**

HONOR ROLL

2017 Redskins Walter Payton Man of the Year

TRANSACTIONS

Originally entered the NFL with the Carolina Panthers as a college free agent on May 1, 2009... Waived by the Panthers on August 7, 2009... Signed to the Baltimore Ravens practice squad on December 23, 2009... Signed with the Washington Redskins as a free agent on January 28, 2010... Re-signed with the Redskins as a restricted free agent on March 11, 2013... Re-signed with the Redskins on January 23, 2017.

PRO

Enters 2019 having appeared in 120 career regular season games, all with Washington... One of only 70 players in history to play in 100 career regular season games for the Redskins as of the conclusion of the 2018 season... Became a cult hero in 2012 after snapping an entire half with a broken arm during the team's season-opening win at New Orleans. Posted an 8-0 record in regular season games in which he played in 2012.

YEAR-BY-YEAR

2018 (REDSKINS)

Snapped in 13 contests... Snapped as kicker Dustin Hopkins connected his only field goal attempt and punter Tress Way averaged 46.5 per punt in a win at ARI [9/9]... Snapped as kicker Dustin Hopkins connected his three field goals and punter Tress Way averaged 36.4 yards per punt vs. IND [9/16]... Snapped in a win vs. GB [9/23]... Snapped at NO [10/8]... Snapped for Kicker Dustin Hopkins' career long 56-yard field goal in a win vs. CAR [10/14]... Snapped for punter Tress Way during his career-best five punts downed inside the 20 performance in a win vs. DAL [10/21]... Snapped for all kicks and punts in a win at NYG [10/28]... Snapped vs. ATL [11/4]... Snapped for all kicks and punts in a win at TB [11/11]... Snapped for all kicks and punts and recorded a tackle on special teams vs. HOU [11/18]... Snapped for all kicks and punts at DAL [11/22]... Snapped at PHI [12/3]... Snapped for all kicks and punts vs. NYG [12/9]... Placed on Reserve/Injured list on Dec. 15.

2017 (REDSKINS)

Snapped in all 16 games... Snapped in season opener vs. PHI [9/10]... Snapped in a win at LAR [9/17], helping Dustin Hopkins move past Kai Forbath for fifth-most career field goals in Redskins history. Also made a special teams tackle on a trick return, pushing ball-carrier Trumaine Johnson out-of-bounds while the coverage unit surrounded primary returner Tavon Austin... Snapped in a win vs. DAK [9/24], a game in which punter Tress Way dropped three of his five punts inside the 20... Snapped at KC [10/2], including for Hopkins' then-game-tying 40-yard field goal in the final minute of the game... Snapped in the team's win vs. SF [10/15]... Snapped for kicker Nick Rose's NFL debut at PHI [10/23]... Snapped in driving rain vs. DAL [10/29]... Snapped in cold weather with intermittent snow and rain at SEA [11/5]... Played in his 100th career regular season game vs. MIN [11/12]... Snapped at NO [11/19]... Snapped for punter Tress Way's career-best four punts downed inside the 20 on Thanksgiving night vs. NYG [11/23]... Snapped at DAL [11/30] and at LAC [12/10]... Snapped as kicker Dustin Hopkins went 2-for-2 on field goals in a five-point win vs. ARI [12/17]... Snapped as punter Tress Way recorded a season-high 45.8-yard net punting average in a win vs. DEN [12/24]... Snapped at NYG [12/31].

2016 (REDSKINS)

Played in 14 games... Snapped for Dustin Hopkins' 3-for-3 games on field goal attempts both vs. PIT [9/12] and vs. DAL [9/18]... Snapped for Hopkins' team-record-tying five field goals in a win at NYG [9/25]. Was integral to Hopkins' selection as NFC Special Teams Player of the Month for October... Snapped in wins vs. CLE [10/2], at BAL [10/9] and vs. PHI [10/16]... Snapped at DET [10/23] and in a tie against CIN [10/30] in London... Snapped for Hopkins' 4-for-4 effort on field goals in a win vs. MIN [11/13]... Inactive with a back injury vs. GB [11/20] and at DAL [11/24]... Returned to action for Hopkins' 3-for-3 day at ARI [12/4]... Snapped in a win at PHI [12/11]... Snapped for Hopkins' 3-for-3 effort on field goals vs. CAR [12/19]... Snapped as Hopkins tied Mark Moseley's team record for field goals in a season at CHI [12/24] and a week later for the record-breaking kick vs. NYG [1/1].

2015 (REDSKINS)

Played in all 16 regular season games and one postseason contest... Snapped in season opener vs. MIA [9/13]... Snapped for Dustin Hopkins' NFL debut vs. STL [9/20]... Snapped at NYG [9/24]... Snapped for Hopkins' career-high three field goals vs. PHI [10/4]... Snapped for Hopkins' then-career-long 52-yard game-tying field goal with no time remaining in regulation at ATL [10/11]... Snapped for Hopkins' second consecutive game with a field goal of 50+ yards at NYJ [10/18]... Snapped in the largest comeback win [24 points] in team history vs. TB [10/25]... Snapped at NE [11/8]... Snapped for Hopkins' career-high four field goals in a win vs. NO [11/15]... Snapped at CAR [11/22]... Snapped in a win vs. NYG [11/29]... Snapped for Hopkins' three field goals vs. DAL [12/7]... Snapped in a win at CHI [12/13], including Hopkins' eventual 47-yard game-winner early in the fourth quarter... Played in his 75th career game while snapping for Hopkins' five PATs in a win vs. BUF [12/20]... Snapped in a division-clinching win at PHI [12/26]... Snapped in regular season finale at DAL [1/3]... Snapped in the NFC Wild Card Round vs. GB [1/10].

2014 (REDSKINS)

Played in all 16 games... Handled long-snapping duties at HOU [9/7] and vs. JAX [9/14]... Snapped for kicks and punts at PHI [9/21] and helped kicker Kai Forbath push his career-long streak to 18 consecutive field goal attempts... Handled long snapping duties vs. NYG [9/25]... Snapped vs. SEA [10/6], including for punter Tress Way's eight punts for 399 yards... Handled long snapping duties at ARI [10/12]... Snapped for Kai Forbath's career-high four field goals including a game-winning 22-yarder at the end of regulation vs. TEN [10/19]... Snapped for Kai Forbath's two field goals including a 40-yard game-winner in an overtime win at DAL [10/27]... Handled long snapping duties at MIN [11/2] and vs. TB [11/16]... Snapped for eight Tress Way punts and three successful kicks (two field goals, one PAT) for Kai Forbath at SF [11/23]... Snapped for six Tress Way punts and five successful Kai Forbath kicks (two field goals, three PATs) at IND [11/30]... Snapped vs. STL [12/7] and at NYG [12/14]... Snapped vs. PHI [12/20], including on the 26-yard game-winning field goal by Kai Forbath... Snapped vs. DAL [12/28].

2013 (REDSKINS)

Played in five games before suffering a season-ending injury... Snapped for all kicks and punts vs. PHI [9/9]... Snapped for all kicks and punts at GB [9/15], including the first point of kicker John Potter's career on a third-quarter PAT... Snapped for all kicks and punts, including Potter's first career made field goal vs. DET [9/22]... Snapped for all kicks and punts at DAK [9/29]... Snapped at DAL [10/13] before leaving the game with a knee injury... Placed on the Reserve/Injured list on Oct. 15.

57 NICK SUNDBERG

2012 (REDSKINS)

Appeared in eight regular season games, with the Redskins finishing the regular season 8-0 in games in which he served as long snapper... Was the long snapper during the Redskins' 40-32 win at NO [9/9], snapping for all 16 points scored by kicker Billy Cundiff (4/4 FG, 4/4 PAT) despite playing with a broken arm for the entire second half... Placed on Reserve/Injured list following the game but was designated for return... Returned to action in Week 11 in a win vs. PHI [11/18]... Snapped in a Thanksgiving Day win at DAL [11/22], including snapping on Kai Forbath's fourth-quarter field goal that pushed Forbath to 10-for-10 in his career... Snapped in a win vs. NYG [12/3] on Monday Night Football... Snapped in a win vs. BAL [12/9]... Snapped in a win at CLE [12/16]... Snapped in a win at PHI [12/23], including for the 17th consecutive made field goal to open kick Kai Forbath's career, setting an NFL record... Snapped in a division-clinching win vs. DAL [12/30]... Made his postseason debut in the NFC Wild Card Round vs. SEA [1/6].

2011 (REDSKINS)

Appeared in all 16 games as long snapper... Snapped for kicker Graham Gano's 4-for-4 performance on PATs vs. NYG [9/11]... Snapped for Gano's 3-for-4 field goal attempts and 1-for-1 PATs vs. ARI [9/18]... Snapped for Gano's 3-for-4 field goal attempts and 1-for-1 PATs at DAL [9/26]... Snapped for Gano's 1-for-1 on field goal attempts and 2-for-2 PATs at STL [10/2]... Snapped for Gano's 2-for-2 on field goal attempts and 1-for-1 PATs vs. PHI [10/16]... Snapped for Gano's 2-for-2 on field goal attempts and 2-for-2 PATs at CAR [10/23]... Snapped for Gano's 0-for-1 field goal attempts at BUF [10/30]... Snapped for Gano's 1-for-1 field goal attempts vs. SF [11/6]... Snapped for Gano's 3-for-5 field goal attempts at MIA [11/13]... Snapped for Gano's 1-for-2 field goal attempts at SEA [11/27]... Snapped for Gano's 4-for-4 field goal attempts vs. NYJ [12/4]... Snapped for Gano's 2-for-2 field goal attempts vs. NE [12/11]... Snapped for Gano's 3-for-3 field goal attempts at NYG [12/18]... Snapped for Gano's 4-for-4 field goal attempts vs. MIN [12/24]... Snapped for Gano's 1-for-2 field goal attempts at PHI [1/1]... Also spent the season snapping for punter Sav Rocca, who had the third-best net punting season in team history (39.0 net yards per punt).

2010 (REDSKINS)

Appeared in all 16 regular season games... Made his NFL debut vs. DAL [9/12] while handling all long snapping duties... Handled all long snapping duties vs. HOU [9/19], at STL [9/26] and at PHI [10/3]. ... Handled long snapping duties vs. GB [10/10]. Snapped for kicker Graham Gano's game-tying and game-winning field goals... Handled all long snapping duties vs. IND [10/17], at CHI [10/24], at DET [10/31], vs. PHI [11/15], at TEN [11/21], vs. MIN [11/28], at NYG [12/5], vs. TB [12/12], at DAL [12/19] and at JAX [12/26]... Handled long snapping duties vs. Miami (1/2) and had one special teams tackle.

2009 (RAVENS)

Spent the final two weeks of the regular season and two playoff games as a member of the Baltimore Ravens' practice squad.

COLLEGE

Played in 52 consecutive games as the long snapper at California... Started at long snapper all four years at California.

PERSONAL

Attended North Canyon H.S. in Phoenix, serving as a team captain and earning all-region honorable mention his senior season. Also participated in track and wrestling... Majored in legal studies at California... Born July 29, 1987.

COMMUNITY

In 2017, launched the Loads of Love program in partnership with the Washington Redskins Charitable Foundation. The program was created for students experiencing homelessness or an unstable living situation to have laundry completed in school at no cost to their families to remove a barrier for student attendance and participation. Cited studies showing that placing washers and dryers in schools and offering laundry services to students can boost attendance rates, class participation and interest in extra-curricular activities... Named the team's Walter Payton Man of the Year in 2017... Beyond his own programs, has been active with the Washington Redskins Charitable Foundation throughout his tenure with the Redskins... In 2016, promoted healthy lifestyle habits at the 138th annual White House Easter Egg roll on the South Lawn, spoke to students at J. Michael Lunsford Middle School in Chantilly, Va., to discuss the importance of communication and face-to-face interaction at the EverFi Character Playbook Launch, played alongside fans to benefit children in the second annual Redskins Charity Golf Classic, celebrated schools that reached touchdown status in the Fuel Up to Play 60 Program by serving as a celebrity coach at Park View H.S. in Sterling, Va., walked the runway alongside the Women of Washington to raise money for the WRCF at the second annual Redskins Runway Show and brought joy to 31 area women battling breast cancer at the team's annual All-Star Survivors Celebration... In 2015, delivered a charity prize pack to a Hamilton Elementary School student who used football to overcome early learning disabilities, attended IIB's Pink Tie Gala to support breast cancer survivors, attended the 137th annual Easter Egg Roll on the White House South Lawn, played video games online with active serving military members stationed overseas as a part of the Salute: Pros vs. GI Joes, led students through exercise stations and Redskins Play 60 activities to promote a healthy lifestyle at the Recess with the Redskins Powered by United Way event, attended the Draft Day Party and Redskins Golf Classic, treated Steuart Weller Elementary to a Play 60 celebration, assembled care packages for victims of domestic violence in collaboration with the Fear 2 Freedom and Rookie Community Club, interacted with children during training camp at Redskins All-Star Experience, participated in the WDW Wives Fashion Show, met with 31 women battling breast cancer at the All-Star Survivors Celebration, played in a flag football tournament with 120 middle school students, hosted seven TAPS families for a military appreciation event at Top Golf in Ashburn, Va., attended Capitol File's 10th Anniversary Celebration at the House of Sweden and welcomed 1,100 children into the Redskins locker room at FedExField to meet Santa and take home toys for Christmas at Skins Santa Shoppe... In 2014, led elementary students through drills to promote physical fitness, healthy lifestyle habits and proper nutrition at the Fuel Up to Play 60 Mini-Combine, greeted fans at the team's annual Draft Day Party, assisted teammate Tyler Polumbus at Tyler's Kids Outreach Extreme Recess for children with physical and developmental disabilities, raised money for afterschool exercise and wellness programs with actor Matthew McConaughey and teammate Alfred Morris at the Movies with Morris event, welcomed Richmond children to training camp at the Bon Secours training camp facility in Richmond, encouraged students at Dumfries Elementary to exercise for 60 minutes and read for 20 minutes every day, helped provide school supplies and clothes to hundreds of kids in Richmond for the Back to School Shopping Spree presented by Macy's, brought joy to 31 women battling breast cancer at the team's annual All-Star Survivors Celebration, helped raise funds for breast cancer research and services for the American Cancer Society at the SACK Cancer Gala, coached women through football drills at Redskins Park on WDW Ladies Night Out and played video games online with active serving military members stationed overseas during a Redskins Salute: Pros vs. GI Joes event... In 2013, helped with the Recess at Guilford Elementary School event, attended the annual Harvest Feast event and volunteered at the Adopt a Child Shopping Spree... In 2012, volunteered at the

annual Redskins All-Star Survivors Celebration, an event that provides an afternoon of pampering for area women battling breast cancer... In 2011, worked with the Washington Redskins Charitable Foundation and the U.S. Marine Corps to provide 1,100 youth in need with a toy during the holiday season at the annual Skins Santa Shoppe... Helped distribute 3,500 whole turkeys and Thanksgiving food baskets at FedExField to Prince George's County residents in need at the team's annual Harvest Feast... Participated in Pros vs. GI Joes video game competition between Redskins players and troops stationed in Kandahar, Afghanistan... Was active with the Washington Redskins Charitable Foundation in 2010, participating in the PLAY 60 Challenge Mini-Combine, Hometown Huddle, Rehabbing with the Troops, Harvest Feast, Renaldo Wynn's Adopt a Child for the Holidays and Skins Santa Shoppe.

YEAR-BY-YEAR STATS

GAMES/STARTS

Year	Team	G	GS
2010	Was	16	0
2011	Was	16	0
2012	Was	8	0
2013	Was	5	0
2014	Was	16	0
2015	Was	16	0
2016	Was	14	0
2017	Was	16	0
2018	Was	13	0
Career		120	0

POSTSEASON

Year	Team	G	GS
2012	Was	1	0
2015	Was	1	0

25

CHRIS THOMPSON

RB**5-8 // 195****6th NFL Season // Florida State****DOB: Oct. 20, 1990 // Madison County H.S. (Madison, Fla.)**

HONOR ROLL

Media Good Guy Award (2017-18)
Redskins Ed Block Courage Award (2018)

TRANSACTIONS

Originally selected by the Washington Redskins in the fifth round (154th overall) of the 2013 NFL Draft... Waived by the Redskins on August 30, 2014... Signed to the Redskins practice squad on August 31, 2014... Signed to the Redskins active roster on December 11, 2014... Re-signed with the Redskins on March 17, 2016... Re-signed with the Redskins on April 21, 2017... Signed multi-year contract extension on September 5, 2017.

PRO

One of the game's premier third-down backs who enters 2019 having previously appeared in 55 career regular season games... In first six years (2013-18), rushed 213 times for 1,056 yards with five rushing touchdowns and caught 170 passes for 1,394 yards with 10 receiving touchdowns... Versatile weapon who was one of only two players in the NFL to record at least 60 carries, 40 receptions and 15 kickoff returns in 2016 (Green Bay's Ty Montgomery).

YEAR-BY-YEAR

2018 (REDSKINS)

Appeared in 10 games compiling 446 all-purpose yards... Registered 178 yards on the ground on 43 attempts and 268 yards with a score in the air on 41 receptions... In the win at ARI (9/9), recorded 65 rushing yards (13.0 avg.) on five attempts and notched six receptions for 63 yards (10.5 avg.) with one touchdown in his return after suffering a season ending leg injury the previous year on Nov. 19, 2017 at New Orleans. Joined Adrian Peterson (166) in becoming the first Redskins running back duo to each record 125 or more scrimmage yards in a single game since Clinton Portis (164) and Ladell Betts (151) accomplished the feat against the Houston Texans on Sept. 24, 2006... Recorded 13 receptions, which tied for second in Redskins history for receptions in a game, and finished with 12 receiving yards vs. IND (9/16)... Gained 17 yards on six carries and caught one pass in a win vs. GB (9/23)... Caught a team-high six receptions for 45 yards and rushed eight times for 17 yards - including his 155th career reception with the Redskins and passed Kelvin Bryant (154) for the sixth most by a running back in franchise history at NO (10/8)... Inactive in Weeks 6-7... Rushed three times for 13 yards and caught two passes for nine yards in a win at NYG (10/28)... Inactive in Weeks 9-12... Rushed three times for three yards and caught three passes for 18 yards at PHI (12/3)... Tallied 38 all-purpose yards vs. NYG (12/9)... Caught one pass for four yards and rushed for nine yards at JAX (12/16)... Rushed for 20 yards on four attempts and recorded one reception for eight yards at TEN (12/22)... Rushed two times for 10 yards and caught five passes for 14 yards vs. PHI (12/30).

2017 (REDSKINS)

Played in 10 games with one start, rushing for 294 yards on 64 attempts with two rushing touchdowns and recording career highs in receiving yards (510) and receiving touchdowns (four) on 39 receptions... Led the Redskins in both rushing and receiving yards, the only player in the NFL at the time to lead a team in both categories, prior to suffering a season-ending injury... Led all NFL running backs (min. 30 receptions) with 131 yards per catch, the highest by any

NFL running back with at least 35 receptions since San Francisco's Garrison Hearst in 1998 (13.7)... Was one of six NFL players in 2017 with at least 275 rushing yards and at least 500 receiving yards, joining Todd Gurley II, Le'Veon Bell, Alvin Kamara, Christian McCaffrey and Duke Johnson Jr... Caught four passes for 52 yards including a 29-yard touchdown reception vs. PHI (9/10). Also rushed three times for four yards and gained 18 yards on a kickoff return... Rushed three times and posted career highs in rushing yards (77) and rushing touchdowns (two) in a win at LAR (9/17), giving him touchdowns in consecutive games for the first time in his career. His 25.7-yard rushing average was the best by a member of the Redskins with at least three carries in a game in records available dating back to 1960. Scored his second touchdown of the game on a career-long 61-yard run. Also contributed 29 receiving yards on three receptions... Caught six passes for 150 yards and a touchdown and added eight carries for 38 yards in a win vs. OAK (9/24). Produced the most receiving yards in a game by any Redskins running back in records available dating back to 1960, surpassing the 140 receiving yards by running back Dick James on Dec. 16, 1962. His 150 receiving yards were the most in a single game by any NFL running back since Le'Veon Bell in Week 13 of the 2014 season (159). Finished the game with 188 yards from scrimmage, the most by any member of the Redskins since Alfred Morris on Dec. 30, 2012 vs. Dallas (212, including 200 rushing and 12 receiving)... Rushed six times for 23 yards and caught one pass for four yards at KC (10/2)... Rushed a career-high 16 times for 33 yards and caught four passes for 105 yards in his first career start in a win vs. SF (10/15). The 100-yard receiving game was his second of the season, making him only the second Redskins running back with multiple 100-yard receiving games in a single season in records dating back to 1960 (Dick James, two in 1962). Was the first player to lead the Redskins in both rushing and receiving yards in a game since Evan Royster in the final week of the 2011 season... Rushed for a team-high 38 yards on seven carries and added five receptions for 26 yards with a receiving touchdown at PHI (10/23). Became the first Redskins back to catch at least three touchdown passes in a season since fullback Mike Sellers (seven) in 2005... Caught career-high-tying eight passes for 76 receiving yards and added 18 rushing yards on four carries vs. DAL (10/29). Became the 22nd back in Redskins history to reach 1,000 career receiving yards with the team... Rushed four times for a team-high 20 yards and caught four passes for 11 yards at SEA (11/5)... Rushed nine times for 26 yards and caught three passes for 41 yards vs. MIN (11/12). Also averaged 26.0 yards on two kickoff returns... Ran four times for 17 yards and caught a 16-yard touchdown pass prior to exiting with an injury at NO (11/19)... Placed on Reserve/Injured list with a broken fibula in Week 12.

2016 (REDSKINS)

Played in all 16 games for the first time in his career, posting career highs in rushing attempts (68), rushing yards (356), rushing touchdowns (three), receptions (49) and receiving yards (349) while matching his career high with two receiving touchdowns. Became the first member of the Redskins to record at least 325 rushing yards and 325 receiving yards in a single season since Roy Helu Jr. in 2011, the 25th such campaign by a member of the Redskins all-time... Was one of only two players in the NFL to record at least 60 carries, 40 receptions and 15 kickoff returns in 2016 (Green Bay's Ty Montgomery)... Caught two passes for 16 yards and added four carries for 23 yards, including his first career rushing touchdown, vs. PIT (9/12)... Caught three passes for 57 yards and gained one yard on two carries vs. DAL (9/18)... Gained 23 yards on six carries and added a 25-yard kick return in a win at NYG (9/25)... Rushed three times for 24 yards, caught

two passes for 16 yards and had a 26-yard kick return in a win vs. CLE (10/2), catching a go-ahead five-yard touchdown pass in the fourth quarter... Gained 12 yards on two carries and caught four passes for 33 yards in a win at BAL (10/9)... Gained 37 yards on nine carries and added 29 receiving yards on three catches in a win vs. PHI (10/16)... Led Redskins with 73 yards on 12 carries and added seven catches for 40 yards at DET (10/23)... Rushed seven times for 14 yards and caught five passes for 27 yards in a tie against CIN (10/30) in London... Gained 25 yards on four carries, caught three passes for 11 yards and added a 27-yard kickoff return in a win vs. MIN (11/13)... Rushed twice for 10 yards and made a nine-yard catch in a win vs. GB (11/20)... Gained 17 yards both rushing and receiving on four carries and five catches, respectively, at DAL (11/24)... Rushed twice for 24 yards and caught a 21-yard pass at ARI (12/4)... Rushed three times for 38 yards including a game-winning 25-yard touchdown run at PHI (12/11). Including a 22-yard touchdown run by Rob Kelley earlier in the game, the Redskins had multiple players score rushing touchdowns of 20 yards or longer in a single game for the first time since Week 7 of the 1991 season (Ricky Ervins, 65; Earnest Byner, 21)... Rushed twice for 10 yards and gained 26 yards on five receptions vs. CAR (12/19)... Recorded the first multi-touchdown game of his career in a win at CHI (12/24), rushing three times for 20 yards with a rushing touchdown and catching one pass for a 17-yard touchdown reception. With both scores in the first quarter, he became the first member of the Redskins to score a rushing touchdown and a receiving touchdown in the same quarter since Kelvin Bryant in the second quarter at Dallas on Oct. 9, 1988... Led the Redskins with six receptions vs. NYG (1/1), gaining 37 yards. Also rushed three times for five yards.

2015 (REDSKINS)

Played in a career-high 13 games, rushing 35 times for 216 yards (6.2 avg.) and recording 35 receptions for 240 yards (6.9 avg.) with two receiving touchdowns, all career highs. Also played in one postseason contest... Recorded a career-long 36-yard kick return and added 11 rushing yards on three carries. vs. MIA (9/13)... Converted a crucial third down in the fourth of a win vs. STL (9/20), recording his only catch of the day for 10 yards... Caught team-high eight passes for 57 yards with a touchdown and rushed twice for 29 yards at NYG (9/24). Marked first time since Week 11 of 2014 that a running back led the team in receptions in a game (Roy Helu, Jr.). Became the first member of the Redskins to record a receiving touchdown in consecutive road games against the Giants since Santana Moss across the 2011-12 seasons... Recorded career high in rushing attempts (six) and a then-career-high in rushing yards (53) vs. PHI (10/4). Recorded a career-long 42-yard run on third-and-19 in the first quarter... Rushed three times for 15 yards and caught six passes for 33 yards at ATL (10/11)... Rushed five times for 12 yards and led the team in receptions with six for 26 yards at NYJ (10/18)... Inactive with a back injury vs. TB (10/25)... Caught two passes for 21 yards and recorded an 18-yard kickoff return at NE (11/8)... Rushed twice for a career-high 54 yards and caught one pass for 23 yards vs. NO (11/15)... Gained 10 yards on four carries and caught three passes for seven yards at CAR (11/22)... Rushed twice for seven yards, caught a nine-yard pass and returned a kickoff nine yards in a win vs. NYG (11/29)... Caught four passes for 18 yards and added a six-yard carry vs. DAL (12/7)... Inactive with a shoulder injury at CHI (12/13) and vs. BUF (12/20)... Recorded a 12-yard touchdown reception in a division-clinching win at PHI (12/26)... Rushed seven times for 19 yards in regular season finale at DAL (1/3)... Recorded eight receptions for 89 receiving yards in NFC Wild Card Round vs. GB (1/10). His eight receptions were the most by a running back in a postseason game in team history. Also gained 25 yards on his first career postseason carry.

2014 (REDSKINS)

Spent the first 14 weeks of the season on the team's practice squad before being promoted to the active roster on Dec. 11... Made season debut at NYG (12/14), recorded three rushes for

12 yards and three receptions for 22 yards and a touchdown. Scored a touchdown on the first reception of his career on a nine-yard pass from Griffin III, becoming the first member of the Redskins to score a touchdown on his first career reception since Darrel Young vs. Philadelphia on Nov. 15, 2010... Caught three passes for five yards vs. PHI (12/20)... Inactive vs. DAL (12/28).

2013 (REDSKINS)

Appeared in four games as a rookie as a kick and punt returner. Returned eight kickoffs for 160 yards (20.0 avg.) and seven punts for 36 yards (5.1 avg.)... Made his NFL debut vs. PHI (9/9), returning three kickoffs for 56 yards (18.7 avg.) and one punt for five yards... Returned three kicks for 59 yards (19.7 avg.) and two punts for nine yards (4.5 avg.) at GB (9/15)... Vs. DET (9/22), had two punt returns for 11 yards (5.5 avg.) and recorded two kickoff returns for 45 yards (22.5 avg.)... Had two punt returns for 11 yards at OAK (9/29)... Inactive at DAL (10/13), vs. CHI (10/20), at DEN (10/27), vs. SD (11/3) and at MIN (11/7)... Placed on the Reserve/Injured list on Nov. 12.

COLLEGE

Appeared in 38 games with eight starts at Florida State, rushing 277 times for 1,735 yards with 14 rushing touchdowns as well as compiling 45 receptions for 430 yards with one receiving touchdown... As a senior in 2012, carried 91 times for 687 yards and five touchdowns in only eight games before suffering a season-ending knee injury. Before injury, was on pace to become FSU's first 1,000-yard back since Warrick Dunn in 1996... Was a co-winner of the ACC's Brian Piccolo Award as the Most Courageous player in 2012 after returning from two broken vertebrae in his back suffered at Wake Forest in early October of 2011... Earned All-ACC second team honors from the media and coaches... Turned in three 100-yard rushing performances in 2012, highlighted by his career-best 197 yards against Wake Forest, which included TD runs of 74 and 80 yards... Was given the Leadership Award on offense at the team's annual banquet... Played in the first five games and started twice in 2011... Was fourth on the team in carries (29) and yards (83)... In 2010, led the Seminoles in rushing with 845 yards on 134 carries, including six rushing touchdowns... Appeared in 14 games with six starts that season and was a home run threat, scoring on runs of 90, 83 and 70 yards. Named Chick-fil-A Bowl Offensive MVP after logging 147 yards on a career-high 25 carries against South Carolina.

PERSONAL

Ranked by Rivals as the nation's second-best all-purpose player coming out of Madison County (Fla.) H.S... Was a four-star prospect who earned PrepStar and Under Armour All-American honors... Battled ankle injuries throughout his senior season... Rushed for 2,300 yards and 33 TDs in leading his team to the state championship... Ran for 203 yards and two TDs in the 2007 state championship game... Born Oct. 20, 1990.

YEAR-BY-YEAR STATS

RUSHING

Year	Team	GP	GS	Att	Yds	Avg	Lg	TD
2013	Was	4	0	0	0	0	0	0
2014	Was	2	0	3	12	4.0	7	0
2015	Was	13	0	35	216	6.2	42	0
2016	Was	16	0	68	356	5.2	25t	3
2017	Was	10	1	64	294	4.6	61t	2
2018	Was	10	0	43	178	4.1	16	0
Career		55	1	213	1056	5.0	61t	5

RECEIVING

Year	Team	GP	GS	Rec	Yds	Avg	Lg	TD
2013	Was	4	0	0	0	0	0	0
2014	Was	2	0	6	27	4.5	9t	1
2015	Was	13	0	35	240	6.9	23	2
2016	Was	16	0	49	349	7.1	38	2
2017	Was	10	1	39	510	13.1	74	4
2018	Was	10	0	41	268	6.5	23	1
Career		55	1	170	1394	8.2	74	10

KICK RETURN

Year	Team	KR	Yds	Avg	Lg	TD
2013	Was	8	160	20.0	28	0
2015	Was	3	63	21.0	36	0
2016	Was	17	360	21.2	28	0
2017	Was	8	165	20.6	29	0
2018	Was	1	0	0.0	0	0
Career		36	748	20.8	36	0

PUNT RETURN

Year	Team	KR	Yds	Avg	Lg	TD
2013	Was	7	36	5.1	11	0

POSTSEASON STATS

RUSHING

Year	Team	GP	GS	Att	Yds	Avg	Lg	TD
2015	Was	1	0	1	25	25.0	25	0
Career		1	0	1	25	25.0	25	0

RECEIVING

Year	Team	GP	GS	Rec	Yds	Avg	Lg	TD
2015	Was	1	0	8	89	11.1	38	0
Career		1	0	8	89	11.1	38	0

CAREER HIGHS

SINGLE-GAME

Carries:	16, vs. San Francisco (10/15/17)
Rushing Yards:	77, at Los Angeles Rams (9/17/17)
Long (Rushing):	61t, at Los Angeles Rams (9/17/17)
Rushing TD:	2, at Los Angeles Rams (9/17/17)
Receptions:	13, vs. Indianapolis (9/16/18)
Receiving Yards:	150, vs. Oakland (9/24/17)
Receiving TD:	1, 10 times, last at ARI (9/9/18)
Kick Returns:	4, last at PHI (12/11/16)
Kick Return Yards:	85, at PHI (12/11/16)
Punt Returns:	2, three times, last at Oakland (9/29/13)
Punt Return Yards:	11, twice, last at Oakland (9/29/13)

5

TRESS WAY

P**6-1 // 220**
6th NFL Season // Oklahoma**DOB: April 18, 1990 // Union H.S. (Tulsa, Okla.)**

HONOR ROLL

Special Teams Captain (2015)

TRANSACTIONS

Originally entered the NFL with the Chicago Bears as a college free agent on April 28, 2013... Waived by the Bears on August 25, 2013... Signed with the Bears on January 1, 2014... Waived by the Bears on August 18, 2014... Claimed on waivers by the Washington Redskins on August 20, 2014... Signed multi-year contract extension on March 12, 2016.

PRO

One of the league's top punters who enters 2019 having previously appeared in 80 career regular season games... In 2018, Led the NFL in punts inside the 20-yard line (41) and was the only punter in the league who did not record a touchback. Completed both career pass attempts on fake punts in 2016 and 2018 for a combined 38 yards... Recorded his longest completion for 31 yards... Totaled 21 career kickoffs for 1,355 yards (64.5 avg.)... Currently the Redskins career leader in punt average (46.0), net punt average (39.9), single season leader in punts inside the 20 (41) and tied a franchise best for punts inside the 20 in a single game (5).

YEAR-BY-YEAR

2018 (REDSKINS)

Appeared in all 16 regular season games, recording 3,581 yards on 79 punts (45.3 avg.) and a career-high net avg. (41.5). At the end of the year, captured the Redskins single season record (41) and the single-game record (5) in punts inside the 20. Became the organization's career leader in punt average (46.0) and net punt average (39.9). Ended the year as the only punter in the NFL that did not post a touchback... Averaged 46.5 yards on four punts with a long of 59 in a win at ARI (9/9)... Punted five times for an average of 36.4 yards with a long of 53 and landed three inside the 20 vs. IND (9/16)... Averaged 47.0 yards on five punts, landing one inside the 20 in a win vs. GB (9/23)... Averaged 36.7 yards on three punts, landing one inside the 20 at NO (10/8)... Punted four times for 41.0 yards per punt with a long of 51 yards in a win vs. CAR (10/14)... Recorded a career-high five punts downed inside the 20 and tied a franchise record with punts inside the 20 in a single game. Registered six punts for 227 yards (37.8 avg.) for a 36.0 NET avg. with his longest punt traveling 41 yards in a win vs. DAL (10/21)... Recorded five punts for 246 yards (49.2 avg.), downed three inside the 20 and had his longest punt travel 58 yards in a win at NYG (10/28)... Punted five times for 245 yards for a net average of 48.2 yards and recorded a season best 62-yard punt, landing four inside the 20-yard line vs. ATL (11/4)... Tallied 247 yards on five punts (49.4 avg.) for a 47.8 net average landing four inside the 20-yard line and the 49.4 yards per punt average is his highest on the season in a win at TB (11/11)... Averaged 40.4 on five punts, including two downed inside the 20 and a long of 51 yards vs. HOU (11/18)... Punted five times for an average of 45.6 and tallied four punts inside the 20 at DAL (11/22)... Totaled 290 yards on six punts (48.3 avg.) and a net average of 45.2 and passed Hall of Famer Sammy Baugh (15,245) with 15,448 yards for No. 3 in franchise history in total punting yards. He also pinned two punts inside the 20 yard line and increased his season total to 33 which was the most in the NFL at PHI (12/3)... Recorded three punts inside the 20-yard line and set a new single season franchise record since the statistic began being tracked in 1976. Way (345) registered

eight punts to take sole possession of third on the Redskins all-time list, and passed Sammy Baugh (338) and Pat Richter (338) vs. NYG (12/9)... Punted six times for an average of 46.5, while also tallying three punts inside the 20 at JAX (12/16)... Notched two punts for an average of 53.5 yards at TEN (12/22)... Totaled 224 yards on five punts (44.8 avg.) while also pinning two punts inside the 20 vs. PHI (12/30).

2017 (REDSKINS)

Punted a single-season career-high 83 times for a career-high 3,794 yards (45.7 avg.)... Recorded a career-high 33 punts downed inside the 20, matching Matt Turk's mark from 1998 for the most by a member of the Redskins in records dating back to 1976... Averaged 40.5 yards on four punts, landing two inside the 20 vs. PHI (9/10)... Dropped two of his four punts at LAR (9/17) inside the 20, averaging 51.0 yards per punt... Averaged 44.2 yards on five punts in a win vs. OAK (9/24), including three downed inside the 20 and a long of 58 yards... Averaged 42.3 yards per punt on four punts, dropping two inside the 20 and holding Tyreek Hill without a return at KC (10/2)... Punted four times for an average of 45.3 yards in a win vs. SF (10/15)... Averaged 47.8 yards on five punts with a long of 60 at PHI (10/23)... Punted three times and averaged 46.7 yards per punt vs. DAL (10/29)... Averaged 40.0 yards on a career-high-tying eight punts in a win at SEA (11/5)... Recorded a 52-yard punt downed inside the 20 vs. MIN (11/12)... Averaged 49.6 yards on five punts including a 60-yarder at NO (11/19)... Recorded a career-high four punts downed inside the 20 among his seven punts (44.0 avg.) in a Thanksgiving night win vs. NYG (11/23)... Dropped three of his five punts inside the 20 at DAL (11/30)... Tied career high with eight punts (43.4 avg.) at LAC (12/10), downing three inside the 20. Marked the Redskins' first streak of three straight games with three or more punts downed inside the 20 since a four-game streak in Weeks 7-11 of the 1998 season... Averaged season-high 53.2 yards on six punts in a win vs. ARI (12/17)... Punted five times with an average of 49.4 yards per punt, including a season-high 45.8-yard net average, in a win vs. DEN (12/24)... Recorded career highs in punts (nine) and punting yards (426) and matched his career high in punts downed inside the 20 (four) at NYG (12/31).

2016 (REDSKINS)

Punted in all 16 games, averaging 45.1 yards and 38.9 net yards on 49 punts with 15 downed inside the 20 and four touchbacks. His 49 punts were the fewest by any Redskins punter who punted in all 16 games in a season... Punted once vs. PIT (9/12), pinning the Steelers inside the 20-yard line with a 27-yard punt... Averaged 37.5 yards on two punts vs. DAL (9/18), downing one inside the 20... Punted twice with an average of 45.5 yards per punt in a win at NYG (9/25). Also completed his first career pass attempt, a 31-yard gain to Quinton Dunbar on a fake punt. The fake punt was the Redskins' first successful fake kick of any kind since Week 10 of the 2009 season vs. Denver, when punter Hunter Smith connected with fullback Mike Sellers for a 35-yard touchdown... Posted then-season highs in punts (three), punting average (48.7), punts downed inside the 20 (two) and longest punt (59) in a win vs. CLE (10/2)... Punted six times for an average of 42.2 yards with two downed inside the 20 in a win at BAL (10/9)... Averaged 52.8 yards on four punts in a win vs. PHI (10/16)... Punted twice for an average of 43.0 yards at DET (10/23)... Averaged 42.7 yards per punt on three punts in a tie against CIN (10/30) in London... Punted twice for an average of 46.0 yards in a win vs. MIN (11/13)... Averaged 38.0 yards on three punts in a win vs. GB (11/20)... Punted once for 39 yards at DAL (11/24)... Averaged 44.5 yards on two punts including a 59-yarder at ARI (12/4)... Averaged 47.0 yards on three punts with a net average of 45.3 yards in a win at PHI

(12/11)... Averaged 47.7 yards on six punts vs. CAR (12/19)... Punted twice for an average of 41.5 yards per punt in a win at CHI (12/24)... Averaged 49.7 yards on a season-high seven punts vs. NYG (1/1).

2015 (REDSKINS)

Appeared in all 16 regular season games and one postseason contest. Punted 70 times in the regular season for an average of 46.1 yards per punt, the fifth-best season average in team history. Averaged 38.8 net yards per punt, the second-best single-season average in team records available back to 1976... Averaged 41.3 yards per punt on three punts vs. MIA (9/13)... Punted six times for 244 yards (40.7 avg.) with one downed inside the 20 vs. STL (9/20)... Punted once for 36 yards and had a 50-yard kickoff following a safety at NYG (9/24)... Punted five times for an average of 44.2 yards per punt vs. PHI (10/4). Recorded a then-season-long 63-yard punt in the second quarter, his longest punt since registering a career-long 77-yarder in Week 4 in 2014... Averaged 50.3 yards per punt on four punts at ATL (10/11), his best since Sept. 25, 2014 (58.3 vs. NYG)... Punted six times for 48.0 yards per punt with a long of 53 yards at NYJ (10/18)... Averaged 47.3 yards on four punts vs. TB (10/25)... Punted four times for an average of 47.0 yards with a long of 55 at NE (11/8)... Punted twice for an average of 43.5 yards in a win vs. NO (11/15)... Posted season highs in gross punting average (53.2) and net punting average (53.0) at CAR (11/22)... Punted six times for an average of 44.7 yards per punt, including three downed inside the 20 and a long of 60 in a win vs. NYG (11/29)... Punted six times for 253 yards (42.4 average) with one downed inside the 20 vs. DAL (12/7)... Averaged 43.0 yards per punt on four punts against his former team at CHI (12/13), including a season-long 64-yarder... Punted three times for an average of 46.7 yards in a win vs. BUF (12/20)... Averaged 49.6 yards on a season-high seven punts in a division-clinching win at PHI (12/26)... Averaged 50.0 yards on four punts, including three downed inside the 20 in the regular season finale at DAL (1/3)... In NFC Wild Card Round vs. GB (1/10), averaged 50.6 yards per punt on five punts, the third-best single-game postseason average in team history. Recorded a 60-yard punt in the first quarter, the third-longest punt in franchise postseason history.

2014 (REDSKINS)

Joined the Redskins via waiver claim in the preseason and punted in all 16 games, averaging 47.5 yards on 77 punts (40.0 net) with 22 punts downed inside the 20... Became the first member of the Redskins to lead the NFL in punting for a season since Sam Baker in 1958... Finished with the fourth-best gross average in team history, trailing only Sammy Baugh's full-season NFL record (51.4 yards per punt in 1940) and Baugh's 1941 and 1942 campaigns (48.7 and 48.2)... 40.0-yard net punting average was the highest by a Redskins punter in records dating back to 1976, surpassing Matt Turk's mark of 39.2 net yards set in both 1996 and 1997... Made NFL debut at HOU (9/7), punting five times with an average of 49.2 yards with two downed inside the 20 and a long of 61... Punted four times for an average of 49.8 yards with a long of 61 vs. JAX (9/14)... Averaged 56.7 yards on three punts with a net of 41.0 yards per punt and a long of 65 at PHI (9/21)... Averaged a career-high 58.3 yards per punt on four punts vs. NYG (9/25), falling 1.1 yards shy of matching Pro Football Hall of Famer Sammy Baugh's team record for punting average in a single game (59.4 at Detroit on Oct. 27, 1940). Recorded a career-long 77-yard punt in the third quarter, tying Steve Cox for the third-longest punt in franchise history (Nov. 1, 1987 at Buffalo)... Punted eight times with an average of 49.9 yards per punt and a long of 59 vs. SEA (10/8)... Punted five times for an average of 47.4 yards with a long of 58 yards at ARI (10/12)... Punted three times with an average of 41.3 yards per punt vs. TEN (10/19)... Averaged 46.2 yards per punt on five punts and had three punts downed inside the 20 in an overtime win at DAL (10/27)... Punted three times at MIN (11/2), averaging 45.3 yards per punt with a long of 51... Punted four times with an average of 44.3 yards per punt and a long of

55 vs. TB (11/16)... Matched career highs in punts (eight) and punts downed inside the 20 (three) at SF (11/23), accumulating 373 yards for an average of 46.6 yards per punt... Averaged 46.5 yards on six punts at IND (11/30), placing three inside the 20... Averaged 45.8 yards on six punts and added a two-yard rushing attempt vs. STL (12/7)... Punted six times with an average of 45.2 yards per punt at NYG (12/14)... Punted three times with an average of 44.3 yards per punt vs. PHI (12/20). Placed all three punts inside the 20... Punted four times with an average of 44.0 yards per punt. Recorded a 60-yard punt in the third quarter, becoming the first Redskins punter to post a 60-yard punt in five games in a single season since Matt Turk in 1998.

2013 (BEARS)

Spent the offseason with the Bears before being released on Aug. 25.

COLLEGE

Appeared in 53 games at Oklahoma from 2008-12, punting 250 times for 10,988 yards (44.0 avg) with 36 touchbacks and 91 punts downed inside the 20... Had 71 punts of 50-plus yards during his career with a long of 85... Exited DU ranking No. 1 in school history with a 44.0 yards-per-punt average... Set Oklahoma career record with 71 punts of 50-plus yards... Named All-Big 12 Honorable Mention by coaches as a senior, placing 22 of his 53 punts inside the opponents' 20-yard line with just eight touchbacks... Named honorable mention All-Big 12 by AP and coaches as a junior after placing 34 of his 63 punts inside the opponents' 20-yard line with just six touchbacks... Was honorable mention All-American by Sports Illustrated, All-Big 12 second team by Phil Steele and All-Big 12 honorable mention from the media and the coaches as a sophomore. Rotated with kickoff duties as well and had nine touchbacks on 70 kickoffs while averaging 63.0 yards per kick... Named Sporting News third-team All-American and first-team All-Big 12 by the Waco Tribune Herald and second-team by AP, coaches, Dallas Morning News and Fort Worth Star-Telegram as a redshirt freshman. Led the Big 12 and ranked No. 3 nationally in punting average that season.

PERSONAL

Attended Union H.S. in Tulsa, Okla., where he was a member of all-state teams for both The Oklahoman and Tulsa World... Named district special teams player of the year as a senior... Handled kicking duties, converting all 42 extra point attempts and 14-of-19 field goal attempts... Selected to play in the 2008 Oil Bowl... Created a trivia game titled "What's Your Bid?" following training camp in 2016 and released the finished product to the public in 2018... Wife, Brianna Way (née Turang), was an All-American and national champion softball player at Oklahoma... Children, twins, Beau and Harper... Son of Debra and Leo Way... Born on April 18, 1990.

COMMUNITY

Has been active in the D.C. area since joining the team in 2014... In 2017, taught kids proper fundamental football skills at Gatorade Junior Training Camp and brought joy to 31 area women battling breast cancer at the team's annual All-Star Survivors Celebration... In 2016, promoted healthy lifestyle habits at the 138th annual White House Easter Egg roll on the South Lawn, played alongside fans to benefit children in the second annual Redskins Charity Golf Classic, walked the runway alongside the Women of Washington to raise money for the WRCF at the second annual Redskins Runway Show, and donated winter coats and Redskins hats to 300 elementary school students from seven local area schools at the eighth annual Share the Warmth event... In 2015, attended the Draft Day Party and inaugural Redskins Golf Classic, treated Steuart Weller Elementary to a Play 60 celebration to reward them for winning the Draft Day Dash Challenge, assembled care packages for victims of domestic violence in collaboration with the

Fear 2 Freedom and Rookie Community Club, interacted with children during training camp at the Redskins All-Star Experience, participated in the WOW Wives Fashion Show, provided Fuel Up to Play 60 Hometown Grant money to help school districts and/or individual schools facilitate sustainable physical activity and healthy eating improvements, gave advice to high school football players at the 4th & Life High School Football Forum, provided winter coats and hats to students from elementary schools in the surrounding metro area, hosted seven TAPS families for a military appreciation event at Top Golf in Ashburn, Va. and welcomed 1,100 children into the Redskins locker room at FedExField to meet Santa and take home toys for Christmas at Skins Santa Shoppe... In 2014, encouraged students at Dumfries Elementary to exercise for 60 minutes and read for 20 minutes every day, brought joy to 31 women battling breast cancer at the team's annual All-Star Survivors Celebration, led elementary students through drills at the Fuel Up to Play 60 Mini-Combine, distributed Thanksgiving food to 3,000 Prince George's County residents in need at the team's annual Harvest Feast, distributed winter coats and Redskins knit hats and scarves to over 300 children from the Maryland, D.C. and Virginia areas at the Covered for the Holidays event, coached women through football drills at Redskins Park on WOW Ladies Night Out, and played video games online with active serving military members stationed overseas during a Redskins Salute: Pros vs. GI Joes event... Involved in Fellowship of Christian Athletes with his wife, Brianna.

CAREER HIGHS

SINGLE-GAME

Punts:	9, at NY Giants (12/31/17)
Punting Yards:	426, at NY Giants (12/31/17)
Punting Average:	58.3, vs. NY Giants (9/25/14)
Punting Long:	77, vs. NY Giants (9/25/14)
Downed Inside 20:	5, vs. Dallas (10/21/18)
Net Punting Average:	55.5, vs. NY Giants (9/25/14)

YEAR-BY-YEAR STATS

PUNTING

Year	Team	No.	Yds	Avg.	Lg	In 20	TB	Net
2014	Was	77	3659	47.5	77	22	7	40.0
2015	Was	70	3224	46.1	64	21	7	39.8
2016	Was	49	2209	45.1	61	15	4	38.9
2017	Was	83	3794	45.7	64	33	6	39.0
2018	Was	79	3581	45.3	63	41	0	41.5
Career		358	16467	46.0	77	132	24	39.9

KICKOFFS


Year	Team	KO	TB	Pct	Yds	Avg
2014	Was	18	9	50.0	1174	65.2
2015	Was	2	0	0	120	60.0
2017	Was	1	0	0	61	61.0
Career		21	9	42.9	61	64.5

ADDITIONAL

Passing: 1-for-1, 31 yds. (2016); 1-for-1, 7 yds. (2018)
Rushing: 1 att. for 2 yds. (2014)

POSTSEASON PUNTING

Year	Team	No.	Yds	Avg.	Lg	In 20	TB	Net
2015	Was	5	253	50.6	60	3	0	44.8

38

ELIJAH WELLMAN

FB**6-2 // 245****1st NFL Season // West Virginia****DOB: Sept. 20, 1994 // Spring Valley H.S. (Huntington, W.Va.)**

TRANSACTIONS

Originally entered the NFL with the Washington Redskins as a college free agent on May 2, 2018... Released by the Redskins on August 21, 2018 with an injury settlement... Signed by the Redskins to a Reserve/Future contract on December 31, 2018.

COLLEGE

Played collegiately at West Virginia from 2013-17, appearing in 51 career games for the Mountaineers... Rushed 35 times for 137 yards with one rushing touchdown and caught 16 passes for 71 yards with three receiving touchdowns in his career... Played in 13 games as a senior, rushing five times for 16 yards and catching five passes for 36 yards... Rushed 14 times for 44 yards and gained eight yards on two receptions in 13 games as a junior in 2016... As a sophomore in 2015, rushed 14 times for 73 yards with a touchdown and caught five passes for 16 yards and two receiving touchdowns. Helped power the Big 12's second-ranked rush offense (228.2 yards per game)... Played in 12 games as a redshirt freshman in 2014 and scored his first career touchdown on a four-yard reception in the Liberty Bowl... Redshirted in 2013.

PERSONAL

Attended Spring Valley H.S. in Huntington, W.Va., where he was a three-time 3A all-state first team selection by the West Virginia Sportswriters' Association... Won the organization's Sam Huff Award as the state's top defensive player... Three-time Mountain State Athletic Conference honoree that earned Defensive Player of the Year as a senior team captain... Recorded 1,676 rushing yards and 18 touchdowns on offense while contributing 124 tackles, 11 tackles for loss, three forced fumbles, three fumble recoveries, two sacks, and an interception (which he returned for a touchdown)... Played for the South team in the 2012 Chesapeake Bowl... Three-time Class 3A all-state selection in baseball... Majored in agribusiness management and rural development... Son of Brian and Renee Wellman... Born Sept. 20, 1994.

64

JOJO WICKER

DL**6-2 // 315**
1st NFL Season // Arizona State**DOB: June 9, 1996 // Long Beach [Calif.] Poly**

TRANSACTIONS

Originally entered the NFL with the Detroit Lions as an undrafted free agent on May 11, 2018... Released by the Lions on August 23, 2018... Signed with the Washington Redskins on August 25, 2018... Waived by the Redskins on September 1, 2018... Signed to the Redskins' practice squad on September 2, 2018... Signed to the Redskins on a Reserve/Future contract on December 31, 2018.

COLLEGE

Played collegiately at Arizona State from 2015-17... Started all 38 career games... Recorded 102 career tackles (70 solo), 31.5 tackles for loss, 12.5 sacks, four pass deflections, four forced fumbles, two fumble recoveries and a blocked kick... Appeared in 13 games as a junior, notching career-highs in tackles (42), tackles for loss (13) and sacks... Posted 39 tackles as a sophomore and finished second on the team in tackles for loss with 11.0... Earned All-Pac-12 Second-Team honors and second-team placement in Phil Steele's 2016 Postseason All-Pac-12 teams publication... Named a freshman All-American by several media outlets... Finished with 21 sacks as a freshman, 7.5 for a loss.

PERSONAL

Attended Long Beach Poly H.S. in Long Beach, Calif., where he was rated the sixth-best strongside defensive end in the nation by 247Sports... Totaled 138 tackles (112 solo) with 26.0 tackles for loss and 17.5 sacks in 12 games as a senior... Born on June 9, 1996.

71



TRENT WILLIAMS

T

6-5 // 320

10th NFL Season // Oklahoma

DOB: July 19, 1988 // Longview [Texas] H.S.

HONOR ROLL

Offensive Captain (2011-18)
 Seven-time Pro Bowl selection (2012-18 seasons)
 Second-team Associated Press All-Pro (2015)
 Two-time Sporting News All-Pro (2016-17)
 Two-time PFWA All-NFC (2015-16)
 NFL Top 100 Players
 >> No. 99 after 2012, 60 after 2013, 47 after 2014, 45 after 2015, 47 after 2016, 57 after 2017

TRANSACTIONS

Originally selected by the Washington Redskins in the first round (fourth overall) of the 2010 NFL Draft... Signed multi-year contract extension on August 30, 2015.

PRO

One of the game's preeminent left tackles who enters 2019 having played in 120 career regular season games with 119 starts... Earned his first career Pro Bowl selection following the 2012 season and has earned a selection in every season since... With his seventh consecutive Pro Bowl selection in 2018, joined safety Ken Houston (seven straight from 1973-79) as the only members of the Redskins to earn seven consecutive Pro Bowl selections. Also became the fifth player in franchise history to earn at least seven career Pro Bowl honors [Chris Hanburger, 9; Charley Taylor, 8; Darrell Green, 7; Ken Houston, 7]... Was the first offensive tackle selected by the Redskins in the first round of the NFL Draft since Chris Samuels in 2000 (third overall).

YEAR-BY-YEAR

2018 (REDSKINS)

Started in all 13 games in which he appeared and earned his seventh straight Pro Bowl selection despite battling injuries during the season. Helped the Redskins record a 1,000 yard rusher [Adrian Peterson] for the first time since 2014 [Alfred Morris]... Anchored an offensive line that ranked in the Top 10 in the NFL from Weeks 1-8 sacks allowed... Started at left tackle vs. IND [9/16]... Made start at left tackle and helped the offense post 386 yards in a win vs. GB [9/23]... Started at left tackle at NO [10/8]... Started at left tackle and recovered a fumble on offense and ran for eight yards on the recovery in a win vs. CAR [10/14]... Started at left tackle in a win vs. DAL [10/21]... Started at left tackle and contributed to an offense that recorded 360 total yards in a win at NYG [10/28]... Inactive in Weeks 9-11... Started at left tackle at DAL [11/22]... Started at left tackle helping the Redskins post their first sack-free game of the season at PHI [12/3]... Started at left tackle vs. NYG [12/9]... Started at left tackle at JAX [12/16]... Started at left tackle at TEN [12/22]... Started at left tackle vs. PHI [12/30].

2017 (REDSKINS)

Started all 10 games in which he played and earned his sixth straight Pro Bowl selection despite battling through injury for most of the season... Joined safety Ken Houston (seven straight from 1973-79) and center Len Hauss (six straight from 1967-72) as the only members of the Redskins to earn six consecutive Pro Bowl selections... Started at left tackle vs. PHI [9/10]... Started at left tackle and helped the Redskins record the NFL's first 200-yard rushing game [229] of the 2017 season at LAR [9/17]... Started at left tackle and played in his 100th career regular season game in a win vs. OAK [9/24], helping the Redskins to a 472-128 advantage in total yards, the team's largest differential in regular season play

since Dec. 15, 1974... Started at left tackle in his 100th career regular season start at KC [10/2], helping the Redskins post their first sack-free game of the season... Started at left tackle and helped the offense to 419 yards in a win over SF [10/15]... Started at left tackle at PHI [10/23], helping Kirk Cousins throw for 303 yards... Inactive with a knee injury in Weeks 8-9... Started at left tackle as Kirk Cousins threw for 327 yards vs. MIN [11/12]... Started at left tackle and helped the Redskins produce both a 300-yard passer and 100-yard rusher at NO [11/19]... Inactive with a knee injury vs. NYG [11/23]... Started at left tackle at DAL [11/30] and at LAC [12/10]... Inactive with a knee injury vs. ARI [12/17]... Placed on Reserve/Injured list on Dec. 22.

2016 (REDSKINS)

Started all 12 games in which he appeared. Earned fifth consecutive Pro Bowl selection, joining safety Ken Houston (seven straight from 1973-79) and linebacker Chris Hanburger (five straight from 1972-76) as the only members of the Redskins since 1970 to earn Pro Bowl honors in five straight seasons... Part of an offensive line that led the Redskins to team records in total net yards (6,545), net passing yards (4,758) and yards per play (6.40) while allowing only 23 sacks, fourth-fewest in the NFL... Started at left tackle vs. PIT [9/12] and helped the Redskins hold the Steelers without a sack on 43 team pass attempts... Started at left tackle vs. DAL [9/18], helping the offense post 432 yards of offense... Started at left tackle in a win at NYG [9/25], contributing to a 403-yard effort. Played extensively at left guard in the second half after the team lost center Kory Lichtensteiger and left guard Shawn Lauvaio to injury. Took out two Giants defenders on a single block on receiver Jamison Crowder's 55-yard screen pass touchdown... Started at left tackle in wins vs. CLE [10/2] and at BAL [10/9]... Started at left tackle in a win vs. PHI [10/16], guiding the offense to 230 rushing yards, its highest total since 2012... Started at left tackle in a 413-yard offensive performance at DET [10/23]... Started at left tackle in a tie against CIN [10/30] in London, helping the offense record 546 yards of offense, the team's largest offensive output since a 559-yard effort vs. Atlanta on Nov. 10, 1991... Served a four-game suspension in Weeks 10-13... Returned to action in a win at PHI [12/11], starting at left tackle and providing a key block on Chris Thompson's game-winning 25-yard touchdown run... Started at left tackle and helped Kirk Cousins throw for 315 yards vs. CAR [12/19]... Started at left tackle and helped the Redskins to 200-plus yards both on the ground and in the air in a win at CHI [12/24]... Started at left tackle in season finale vs. NYG [1/1].

2015 (REDSKINS)

Started all 14 regular season games in which he appeared and started one postseason contest... Earned his fourth consecutive Pro Bowl selection, joining Chris Samuels and Joe Jacoby as the only Redskins tackles to make four consecutive trips to the Pro Bowl since the merger... Earned second-team AP All-Pro honors and once again served as the team's offensive captain... Started at left tackle and helped the Redskins rush for 161 yards vs. MIA [9/13]... Helped the Redskins post 182 rushing yards in a start at left tackle vs. STL [9/20]... Started at left tackle at NYG [9/24]... Started at left tackle vs. PHI [10/4], helping the offense go 90 yards on its final drive for a come-from-behind victory... Started at left tackle at ATL [10/11]... Inactive with multiple injuries at NYJ [10/18]... Started at left tackle in the largest comeback win (24 points) in team history vs. TB [10/25]... Started at left tackle at NE [11/8]... Started at left tackle vs. NO [11/15], blocking for the Redskins' first combined 300-yard passing game/200-yard rushing game since Super Bowl XXII... Started at left tackle at CAR [11/22]... Started at left tackle and helped Kirk Cousins

throw for his fourth 300-yard game of the season in a win vs. NYG (11/29)... Started at left tackle vs. DAL (12/7)... Started at left tackle in a win at CHI (12/13)... Started at left tackle for Cousins' team-record-setting sixth 300-yard passing game of the season in a win vs. BUF (12/20)... Started at left tackle in a division-clinching win at PHI (12/26)... Inactive at DAL (1/3)... Started at left tackle in NFC Wild Card Round vs. GB (1/10).

2014 (REDSKINS)

Named offensive captain by his teammates prior to the season... Started all 15 games in which he played and earned his third consecutive Pro Bowl selection... Started at left tackle at HOU (9/7)... Started at left tackle vs. JAX (9/14), helping the Redskins to 41 points and 449 net yards... Started at left tackle and blocked for Kirk Cousins' 427-yard passing day at PHI (9/21)... Started at left tackle vs. NYG (9/25), vs. SEA (10/6) and at ARI (10/12)... Started at left tackle in a comeback win vs. TEN (10/19)... Started at left tackle in an overtime win at DAL (10/27), helping Colt McCoy and the Redskins to 409 total yards... Started at left tackle at MIN (11/2)... Started but exited the game with an injury vs. TB (11/16)... Inactive with knee and ankle injuries at SF (11/23)... Started at left tackle and helped protect for Colt McCoy's career-high 392 passing yards at IND (11/30)... Started at left tackle vs. STL (12/7) and at NYG (12/14)... Started at left tackle and fought through injury in a win vs. PHI (12/20)... Started at left tackle vs. DAL (12/28).

2013 (REDSKINS)

Made his second consecutive Pro Bowl after starting all 16 games for the second straight seasons... Voted by his teammates as an offensive captain prior to the start of the season... Started at left tackle and helped quarterback Robert Griffin III pass for 329 yards vs. PHI (9/9)... Started at left tackle and helped the Redskins produce a 300-yard passer and 100-yard rusher at GB (9/15)... Started at left tackle vs. DET (9/22) and helped Griffin III throw for 300 yards for a third consecutive week... Started at left tackle at OAK (9/29) and helped the team to its first win of the season... Started at left tackle at DAL (10/13), helping Washington post more than 200 yards both rushing and passing... Started at left tackle vs. CHI (10/20), helping the Redskins post 499 yards and 45 points... Started at left tackle at DEN (10/27)... Started at left tackle vs. SD (11/3) as the Redskins posted 500 yards of offense... Started at left tackle and helped the Redskins to 191 rushing yards at MIN (11/7)... Started at left tackle in another 400-yard offensive performance at PHI (11/17)... Started at left tackle vs. SF (11/25), vs. NYG (12/1) and vs. KC (12/8)... Started at left tackle at ATL (12/15) and helped Kirk Cousins throw for 381 yards... Started at left tackle vs. DAL (12/22) and at NYG (12/29).

2012 (REDSKINS)

Started all 16 regular season games and earned his first career Pro Bowl nod for his performance at left tackle all season... Was named by his teammate as an offensive captain prior to the start of the season... Started at left tackle and helped Robert Griffin III throw for 320 yards in a season-opening win at NO (9/9)... Started at left tackle and helped the Redskins rush for 176 yards at STL (9/16)... Started at left tackle at CIN (9/23) and eventually left the game with a bone bruise in his knee... Started at left tackle at TB (9/30) and was specifically praised by Mike Shanahan for his toughness and his play in playing the entire game despite missing most of the week of practice with a bone bruise in his knee... Started at left tackle and helped Alfred Morris to his second consecutive 100-yard rushing game vs. ATL (10/7)... Started and helped the Redskins rush for 183 yards vs. MIN (10/14)... Started at NYG (10/21), contributing to the team's 248 rushing yards and 480 yards of total offense... Started at PIT (10/28) and vs. CAR (11/4)... Started in a win vs. PHI (11/18) and helped Robert Griffin III post a perfect passer rating... Started at left tackle in a Thanksgiving Day win at OAL (11/22), helping Griffin III become the first player in team his-

tory to throw four touchdown passes in consecutive games... Despite playing with a thigh bruise that significantly limited him during the week, started at left tackle in a win vs. NYG (12/3) on Monday Night Football and helped the Morris rush for a career-high 124 yards while also anchoring a unit that did not allow a sack... Started at left tackle and helped the Redskins rush for 172 yards in a win vs. BAL (12/9)... Started and blocked for Kirk Cousins' 329-yard starting debut in a win at CLE (12/16)... Started in a win at PHI (12/23)... Started and helped Morris to the single-season team record for rushing yardage with a 200-yard effort in a division-clinching win vs. DAL (12/30)... Started his first career postseason game in the NFC Wild Card Round vs. SEA (1/6).

2011 (REDSKINS)

Started 10 games at left tackle... Started at left tackle in a season-opening win vs. NYG (9/11)... Started at left tackle vs. ARI (9/18) and helped pave the way for a running attack that totaled 35 carries for 172 yards (4.9 avg.)... Started at left tackle at DAL (9/26) and helped protect quarterback Rex Grossman, who passed for 250 yards... Started at left tackle at STL (10/2) and blocked for a rushing attack that totaled 196 yards, a season high... Started at left tackle vs. PHI (10/16) before exiting with a knee injury... Was inactive at CAR (10/23) and at BUF (10/30)... Started at left tackle vs. SF (11/6) and at MIA (11/13)... Started at left tackle vs. DAL (11/20) and protected quarterback Rex Grossman, who passed for 292 yards and two touchdowns for a quarterback rating of 95.5... Started at left tackle at SEA (11/27) in a comeback road win. Blocked for Grossman, who passed for a season-high 314 yards, as well as running back Roy Helu, who rushed for 108 yards and a touchdown... Started at left tackle vs. NYJ (12/4), blocking for Helu, who rushed for more than 100 yards for the second consecutive game... Placed on Reserve/Suspended by Commissioner List on Dec. 6.

2010 (REDSKINS)

Appeared in 14 games, making 13 starts... Made his NFL debut at left tackle vs. DAL (9/12) and helped hold the Dallas defense to only one sack... Opened the game at left tackle vs. HOU (9/19) and helped provide protection for Donovan McNabb to throw for 426 yards... Declared inactive at STL (9/26) and at PHI (10/3) with a knee/toe injury... Started at left tackle vs. GB (10/10) and provided protection for Donovan McNabb to throw for 357 yards and one touchdown... Started at left tackle vs. IND (10/17) and opened holes for Ryan Torain to gain the first 100-yard rushing game of his career. Held defensive end Dwight Freeney without a sack... Started at left tackle at CHI (10/24). Cleared the way for Ryan Torain to rush for 125 yards and average six yards per carry. Held Julius Peppers without a sack... Started at left tackle at DET (10/31)... Started at left tackle vs. PHI (11/15). Opened holes for running back Keiland Williams to set career highs with 16 rushes for 89 yards (5.6 avg.) and two touchdowns. Provided protection for Donovan McNabb to complete 17-of-31 passing attempts for 295 yards and a season-high two touchdowns... Started at left tackle at TEN (11/21). Provided protection for quarterback Donovan McNabb to complete 30-of-50 passing attempts for 376 yards and one touchdown... Started at left tackle vs. MIN (11/28)... Played at left tackle at NYG (12/5) and provided protection for quarterback Donovan McNabb to complete 26-of-44 passing attempts for 296 yards and one touchdown. Was limited by a shoulder injury... Started at left tackle vs. TB (12/12). Opened holes for running back Ryan Torain to set a career high with 172 yards on 24 carries (7.2 avg.), including 158 yards in the first half and 121 in the first quarter. Provided protection for Donovan McNabb to complete 22-of-35 passing attempts for 228 yards, two touchdowns and have a 100.7 passer rating... Started at left tackle at DAL (12/19) and provided protection for quarterback Rex Grossman to complete 25-of-43 passing attempts for 322 yards and a career-high four touchdowns... Opened the game at left tackle at JAX (12/26)... Started at left tackle vs. NYG (1/2). Provided protection for Rex Grossman to complete 26-of-44 passing attempts for 336 yards and two touchdowns.

COLLEGE

Started 39-of-50 games during his Oklahoma career, including 12 at left tackle and 27 on the right side... Was named first-team All-American as a senior in 2009, a third-team All-American as a junior in 2008 and a second-team Freshman All-American in 2006... Also earned first-team All-America honors by The NFL Draft Report, American Football Coaches Association, Walter Camp Football Foundation, Associated Press, Dallas Morning News, Fort Worth Star-Telegram, Kansas City Star and Waco Herald Tribune as a senior... Earned consensus first-team All-Big 12 Conference honors after he shifted to left tackle in his final season and allowed just two quarterback sacks... Played in 11 games as a senior before sustaining a concussion. As the lone returning starter along the offensive line as a senior, the Sooners ranked 18th nationally in fewest sacks allowed per game (1.15)... As a junior, started all 14 games, the first contest at left tackle and the remaining 13 games at right tackle. Earned All-Big 12 first-team honors by the coaches, second-team honors from Dallas Morning News and San Antonio Express News and was an honorable mention selection by Associated Press as a junior. Allowed just a half-sack and two pressures in 517 pass plays while being penalized only twice. Instrumental member of an offensive line that helped Oklahoma finish third in the nation in passing (349.4 ypg), total offense (547.9 ypg) and fewest sacks allowed (0.93 spg), while leading the country in scoring (51.1 ppg)... As a sophomore, saw action in all 14 games and had seven starts at right tackle... Helped the Sooners rank fifth in the nation in scoring (42.3 ppg) and fewest sacks allowed (1.0 spg), while averaging 448.9 yards per game... As a freshman, played in 11 games at right tackle and moved into the starting lineup his final six contests... Part of the unit that led the Big 12 and finished 11th in the nation in fewest sacks allowed per game (1.2)... Paved the way for a Sooners rushing attack to average 177.1 yards per game, while the offense averaged 30.3 points, the 19th-best mark in the country.

PERSONAL

Ran a 4.88 40-yard dash at the NFL Combine and boasts a personal best time of 4.78 seconds. Attended Longview H.S., where he played with former Redskins Malcolm Kelly and Robert Henson... Honored in his hometown of Longview, Texas, with "Trent Williams Day" on May 12, 2010 to celebrate his selection in the NFL Draft... Was a unanimous first-team All-District selection as a senior... Earned first-team All-East Texas and second-team Texas all-state... Played in the Max Emfinger All-Star game... Was a second-team all-district 12-5A as a junior... Considered a three-star recruit by Rivals.com as he was rated the 28th-best offensive guard prospect in the nation and also placed 63rd on its Texas Top 100 squad... Parents are Freddie and Veronica Williams... Born July 19, 1988, in Longview, Texas.

COMMUNITY

Has served as an ambassador for the American Diabetes Association since 2014, helping raise awareness after losing his grandfather, John L. Hawkins, to Type 2 diabetes as a child... Walked the runway alongside the Women of Washington to raise money for the WRFC at the second annual Redskins Runway Show in 2016... In 2014, participated in Robert Griffin III's Friday Night Lights camp for 300 boys and girls at Anacostia (D.C.) High School... Played video games online with active serving military members stationed overseas during a Redskins Salute: Pros vs. GI Joes event... Participated in Pros vs. GI Joes video game competition between Redskins players and troops stationed in Kandahar, Afghanistan in 2011... In his first season with the Redskins in 2010, participated in the Draft Day Fan Party and the Skins Santa Shoppe.

YEAR-BY-YEAR STATS

GAMES/STARTS

Year	Team	G	GS
2010	Was	14	13
2011	Was	10	10
2012	Was	16	16
2013	Was	16	16
2014	Was	15	15
2015	Was	14	14
2016	Was	12	12
2017	Was	10	10
2018	Was	13	13
Career		120	119

POSTSEASON

Year	Team	G	GS
2012	Was	1	1
2015	Was	1	1
Career		2	2

6

JOSH WOODRUM

QB**6-3 // 230**
1st NFL Season // Liberty**DOB: Nov. 7, 1992 // Cave Spring H.S. [Roanoke, Va.]**

TRANSACTIONS

Originally entered the NFL with the New York Giants as an undrafted free agent on May 6, 2016... Waived by the Giants on May 9, 2016... Acquired from waiver by the Indianapolis Colts on May 10, 2016... Waived by the Colts on July 20, 2016... Signed to the Chicago Bears practice squad on November 15, 2016... Waived from the Bears practice squad on December 5, 2016... Signed with the Buffalo Bills on January 2, 2017... Released from the Bills on May 24, 2017... Signed with the Baltimore Ravens on July 31, 2017... Waived by the Ravens on September 2, 2017... Acquired off waivers by the Cleveland Browns on September 3, 2017... Waived by the Browns on September 7, 2017... Signed to Baltimore Ravens practice squad on September 12, 2017... Signed a Reserve/Future contract with the Ravens on January 2, 2018... Released by the Ravens on September 1, 2018... Signed with the Washington Redskins on April 18, 2019.

YEAR-BY-YEAR

2019 (AAF)

Played professionally with the Salt Lake Stallions of the Alliance of American Football... Completed 145-of-233 passes for 1,450 yards with six touchdowns on the season.

COLLEGE

Played collegiately at Liberty from 2011-12... Named Big South Freshman of the Year, VaSID Offensive Rookie of the Year and a Jerry Rice Award Finalist (13th place) as a redshirt freshman... Played in 11 games, starting the last nine of the season at quarterback... Went 183-for-287 for 1,966 passing yards and 11 touchdowns... Set program freshman record with 1,963 total yards... Ranked No. 3 in the Big South and 33rd nationally in pass efficiency (137.2)... Led Big South in pass completion percentage (68.5)... Recorded two 300-yard passing games and passed for 200 or more yards during first four starts... Tossed at least one touchdown pass in each of his first seven starts... Connected for a career-high 373 passing yards (25-of-31) and three touchdowns against Gardner-Webb... Red-shirted true freshman season.

PERSONAL

Attended Cave Spring H.S., where he finished his high school career with 6,515 total offensive yards, including 1,212 rushing and 5,303 passing... Was responsible for 62 career touchdowns, including 41 passing and 21 rushing... Two-time all-district honoree, including a first-team selection as a senior... Named Offensive Back of the Year for the district, first-team all-region and second-team All-Timesland quarterback as a senior... Majored in exercise science... Son of Alan and Beth Woodrum... Born on Nov. 7, 1992.

PLAYER BIOS

2019 DRAFT PICKS

7



DWAYNE HASKINS JR.

QB

6-4 // 230
Rookie // Ohio State

DOB: May 3, 1997 // Bullis H.S. [Potomac, Md.]

TRANSACTIONS

Originally selected by the Washington Redskins in the first round (15th overall) of the 2019 NFL Draft.

COLLEGE

Played collegiately in 22 games at Ohio State from 2017-18... Completed 410-of-587 passes (69.85 percent) for 5,408 passing yards with 54 touchdown passes and only nine interceptions in a season-and-a-half... Holds multiple Ohio State career records, including completion percentage (69.9), passing yards per game (245.3), total offense per game (254.1 yards), games of 300 or more passing yards (9) and 400 or more passing yards (4)... Earned Ohio State single-season records in pass attempts (533), completion percentage (70.0) and passing yards per game (345.1)... Amassed multiple single game records at Ohio State, including passing yards (499), pass attempts (73), pass completions (49) and total offense (494 yards)... Won the *Chicago Tribune* Silver Football award as the best player in the Big Ten, along with earning the Big Ten's Graham-George Offensive Player of the Year and Griese-Brees Quarterback of the Year awards... Awarded Third-Team All-American from the *Associated Press* and named an Academic All-Big Ten Conference award winner in 2018... Two-time OSU Scholar-Athlete (2016-2017). Named a Heisman Trophy finalist after he completed 370-of-530 passes (69.81 percent) for 4,843 yards with 50 touchdowns and only eight interceptions in 14 games in 2018... Threw for 455 yards, completing 33-of-44 passes with a Big Ten Conference record six touchdowns and two interceptions in a win vs. Indiana (10/6)... Captured an Ohio State single-season record 49-of-73 pass attempts for 470 yards with two touchdowns and one interception at Purdue (10/20)... Completed 20-of-31 passes for 396 yards with six touchdowns, tying the Big Ten Conference record in touchdown passes in a win vs. No. 4 Michigan (11/24)... Connected on 22-of-34 passes for 263 yards and three touchdowns in a Rose Bowl victory vs. No. 9 Washington (1/1)... Attained several Big Ten Conference records, including single-season passing yards (4,831), single-season pass completions (373), single-season touchdown passes (50), single-season total offense (4,939 yards), total touchdowns responsible for in one season (54), career passing efficiency (173.98) and touchdown passes in a single game (6; vs. Indiana (10/6) and Michigan (11/24).

PERSONAL

Attended Bullis School in Potomac, Md., approximately 29 miles away from Redskins team headquarters in Ashburn, Va... Selected as a part of the first-team consensus All-Maryland team... Earned *Washington Post* all-metro honors and Interstate Athletic Conference (IAC) player of the year honors as a senior... Named to the Under Armour All-American game... Consensus 4-star prospect (ESPN, Rivals, 247Sports, Scout)... Threw for 1,963 yards and 24 touchdowns as a junior and was named the Maryland Gatorade Player of the Year... Completed 170-of-286 passes his senior year, amassing 2,217 yards and 20 touchdowns... Played at Ohio State with fellow 2019 Redskins draftee Terry McLaurin... Son of Tamara and Dwayne Haskins Sr... Majored in journalism... Born on May 3, 1997.

90

MONTEZ SWEAT

LB**6-6 // 262**
Rookie // Mississippi State**DOB: Sept. 4, 1996 // Stephenson H.S. [Stone Mountain, Ga.]**

TRANSACTIONS

Originally selected by the Washington Redskins in the first round [26th overall] of the 2019 NFL Draft.

COLLEGE

Played collegiately in 26 games at Mississippi State from 2017-18 where he earned 101 total tackles (48 solo), 29.5 tackles for loss, 22 career sacks, a forced fumble and a fumble recovery... Finished his career at MSU ranked fifth in career sacks (22) and eighth in career tackles for loss (29.5) despite only playing two seasons... Earned 11.5 sacks in 2018, placing him seventh all-time in MSU for single-season sacks... Five-time SEC Defensive Lineman of the Week award winner, most in Bulldogs history... Started his collegiate career at Michigan State in 2014 where he played in just two games... Transferred to Copiah-Lincoln Community College before joining the football program at Mississippi State... In his senior season in 2018, Sweat was a Bednarik Award Semifinalist for the nation's best defensive player, after he tallied 53 total tackles (27 solo), 14 tackles for loss, 11.5 sacks and a forced fumble in 13 games played... Earned first-team All-America honors from the Football Writers Association of America, Sporting News and Phil Steele... Collected second-team All-America status from The Associated Press, *Sports Illustrated* and CBS Sports... Also named a first-team All-SEC selection by the league's coaches for the second straight year... Led MSU in sacks (11.5) for the second straight year... Following his junior season, finished second in the SEC and tied for sixth nationally in sacks (11.5 sacks) after leading the league... Ranked seventh all-time in sacks in a single-season in MSU history... Logged at least 0.5 sacks in eight games and tallied four games with at least 1.5 sacks... Recorded the second-most total pressures in the SEC (47) and tied for the second-most quarterback hits (10) among edge defenders according to Pro Football Focus... Named the Bronko Nagurski National Defensive Player of the Week, SEC Defensive Lineman of the Week and Bednarik Player of the Week vs. No. 8 Auburn [10/6], posting a career-best three sacks for a loss of 27 yards. Also forced one fumble and added two quarterback hurries that forced incompletions and became the first Bulldog with three or more sacks in a game since 2005 [Willie Evans]... Collected a pair of tackles and a half-sack in his final collegiate game against Iowa [1/1] in the Outback Bowl... During his junior year in 2017, the pass rusher notched 48 total tackles (21 solo), 15.5 tackles for loss, 10.5 sacks and a fumble recovery in 13 games played... First-team All-SEC selection, starting all 13 games... Joined Jeffery Simmons as the two became just the second duo in the SEC West since 2003 to both earn first-team All-SEC honors... Became the first Bulldog to lead the SEC in sacks since 2005 with 10.5 for a loss of 64 yards... Had 7.5 sacks in SEC games, tied for the league lead... Produced 11 games with at least 0.5 tackles for loss... Only player in the SEC to earn SEC Defensive Lineman of the Week honors three times [vs. Kentucky, Texas A&M, Arkansas]... Tied for the SEC lead in tackles for loss with the fifth-highest total in MSU single-season history (15.5)... Turned in his best SEC performance against Kentucky [10/21] and was named SEC Defensive Lineman of the Week with a career-best seven tackles, 2.5 tackles for loss and 1.5 sacks... Dominated in the TaxSlayer Bowl with four tackles, three tackles for loss and one sack of Heisman Trophy winner Lamar Jackson.

PERSONAL

Attended Stephenson H.S. in Stone Mountain, Ga., where he was ranked one of the nation's top tight ends coming out of high school... Notched 33 tackles, six tackles for loss and one sack in 12 games in his senior season at Stephenson H.S... Helped lead his team to the round of 16 in the Georgia high school state playoffs... Also played basketball in high school... Graduated from MSU in December 2018 with a degree in communications... Grandson of Charles and Deborah Sweat... Born on Sept. 4, 1996.

17

TERRY McLAURIN

WR**6-0 // 210****Rookie // Ohio State****DOB: Sept. 15, 1995 // Cathedral H.S. [Indianapolis, Ind.]**

TRANSACTIONS

Originally selected by the Washington Redskins in the third round (78th overall) of the 2019 NFL Draft.

COLLEGE

Played collegiately in 54 games at Ohio State from 2015-18, recording 1,251 receiving yards on 75 receptions and 19 receiving touchdowns... Collected 701 receiving yards on 35 receptions and 11 touchdowns during his senior campaign in 2018... Had 100-yard receiving games as a senior against Oregon State [121 yards] and Maryland [118 yards]... Played in 14 games and compiled 436 yards and six touchdowns on 29 catches as a junior... Recorded a career-long 84-yard touchdown reception in the Big Ten title win over Wisconsin... Caught 11 receptions for 114 yards and two touchdowns as a sophomore... Played in every game between 2015 and 2018 during his time at Ohio State, 54 total games with 32 starts... Selected as a two-time team captain in 2017 and 2018... Finished sixth in the Buckeyes record books in both single-season touchdowns (11) and career touchdowns (19)... A part of the Ohio State team that won the 2014 National Championship over Oregon, along with winning Big Ten Championships in 2014, 2017 and 2018... Also won four bowl games during his time with the Buckeyes, 2015 Sugar Bowl, 2016 Fiesta Bowl, 2018 Cotton Bowl and the 2019 Rose Bowl.

PERSONAL

Attended Cathedral H.S. in Indianapolis, Ind. where he earned a bevy of championships... Helped to lead his team to win three consecutive Class 4A titles between 2010-2012 and win the 2013 Indiana 5A state championship... McLaurin recorded three touchdowns, four tackles and an interception in that title game... He finished his senior season with 953 yards on 58 receptions and eight touchdowns, along with rushing for 744 yards and adding six more touchdowns... McLaurin was also rewarded the 2013 Indiana Mr. Football award to cap off his high school career... Invited to the Reese's Senior Bowl following his final season in 2018... Graduated in three-and-a-half years with a degree in communications... Last name pronounced "MICK-law-REN"... Son of Grace and Terry McLaurin Sr... Born on Sept. 15, 1995.

23**BRYCE LOVE****RB****5-9 // 205**
Rookie // Stanford**DOB: July 8, 1997 // Wake Forest [N.C.] H.S.****TRANSACTIONS**

Originally selected by the Washington Redskins in the fourth round (112th overall) of the 2019 NFL Draft.

COLLEGE

Played collegiately at Stanford from 2015-18, amassing 3,866 rushing yards on 569 attempts and 30 rushing touchdowns in 49 games... Also contributed 49 receptions totaling 465 receiving yards and two touchdowns... Finished his career at Stanford with 4,456 career all-purpose yards, placing him 10th all-time at Stanford... Named team captain during his senior season in 2018... Finished the season with 739 rushing yards on 166 attempts and six touchdowns in 10 games... Earned All-Pac-12 honorable mention and Pac-12 All-Academic honorable mention... Won the Doak Walker Award in his junior season for the nation's top running back and was named a Heisman Trophy finalist after racking up 2,118 rushing yards on 263 carries (162.9 avg.) and 19 touchdowns in 13 games... Was also awarded the Lombardi Award and Pac-12 Offensive Player of the Year... Recorded 783 yards on 111 attempts on the ground with three touchdowns and 83 yards in the air on eight receptions as a sophomore... Set single-season record with Christian McCaffrey as top rushing tandem [2,386 yards] in school history, which he broke with Cameron Scarlett in 2017 [2,507 yards]... Ranked third in school history with 7.05 yards/carry... All-Pac-12 honorable mention... Played in 14 games as a freshman, registering 226 yards and two touchdowns on 29 carries alongside 250 yards and a score in the air on 15 receptions... Caught two receptions for 135 yards including a 93-yard touchdown catch vs. UCF... Three-time All-Pac-12 selection and two-time Pac-12 All-Academic honorable mention... Finished his career with the Cardinal as the school's all-time career leader in yards per carry [6.79]... Finished fourth all-time at Stanford with 3,866 career rushing yards, fifth all-time at Stanford in career rushing touchdowns [30] and sixth all-time at Stanford in career carries [569].

PERSONAL

Attended Wake Forest High School in Wake Forest, NC where he competed in both football and track and field... Led his team to a pair of regional titles... Earned 5,372 career rushing yards, 71 touchdowns and averaged 114.3 yards per game... Tallied 6,425 career all-purpose yards while at Wake Forest H.S... Also a 4x100 track state champion in 2014... Majored in human biology... Son of Christopher and Angela Love... Brother, Chris Love II... Born on July 8, 1997.

78

WES MARTIN

G**6-3 // 315**
Rookie // Indiana**DOB: May 9, 1996 // Milton [Ohio]-Union H.S.**

TRANSACTIONS


Originally selected by the Washington Redskins in the fourth round (131st overall) of the 2019 NFL Draft.

COLLEGE

Played collegiately at Indiana from 2015-18 with 43 starts in 50 games played at left guard... One of four Hoosiers all-time to appear in 50 career games... 24-time game captain, four-time Academic All-Big Ten honoree, two-time honorable mention All-Big Ten selection... Team captain his senior season... Started all 12 games in senior campaign in 2018, allowing only two sacks in 935 offensive snaps... Honorable mention All-Big Ten by coaches and media... Contributed to an offense that ranked second in the Big Ten in first downs per game [23.5]... Part of a group that ranked 36th in the NCAA in passing offense and tied for sixth in the Big Ten in passing touchdowns [20]... Team captain his junior season... Recorded the most pass blocking snaps [596] among guards nationally without allowing a sack... Unit finished third in the Big Ten in passing offense [265.7]... Four-time IU offensive player of the game... Started all 13 games at left guard as a sophomore... Unit ranked second in the Big Ten in passing offense [273.8] and third in total offense [426.0]... Honorable mention Campus Insiders freshman All-American in his first season... BTN.com All-Freshman... Academic All-Big Ten selection.

PERSONAL

Attended Milton-Union H.S. in West Milton, Ohio where he was named to the first team all-state, all-region and all-conference teams as a senior... Led his school to the third round of the state playoffs, the school's best finish ever... Competed in both football and track and field during his time at Milton-Union H.S... Son of Rhonda and Allen Martin... A native of West Milton... Born on May 9, 1996.

72

ROSS PIERSCHBACHER

C**6-4 // 315**
Rookie // Alabama**DOB: June 5, 1995 // Cedar Falls [Iowa] H.S.**

TRANSACTIONS

Originally selected by the Washington Redskins in the fifth round (153rd overall) of the 2019 NFL Draft.

COLLEGE

Played collegiately at Alabama from 2015-18, starting a total of 57 career games at two different positions (left guard and center) along the Tide's offensive line... A member of two national championship teams during his time in Tuscaloosa, Ala... Originally started his first three years at left guard (42 games) before transitioning to starting center for his senior year in 2018 (15 games)... Started a total of eight games in the College Football Playoff... Following collegiate career, held the Alabama record for most career starts by a position player (57)... During his senior season in 2018, he earned second team All-American honors by the Associated Press, All-SEC first team by the Associated Press and was named a finalist for the Rimington Trophy, award given annually to the nation's top center... During his junior campaign, started all 13 games in which he played as a guard... Helped to anchor an offensive line that ranked second in the SEC and 13th nationally in rushing with 250.6 yards per game while also ranking second in the SEC and 15th nationally in scoring offense (37.1 ppg)... Awarded first team All-SEC honors by the Associated Press in 2017... Started in all 15 games as a sophomore in 2016, earning a second team All-SEC selection by the Associated Press... Started in all 15 games at left guard as a redshirt freshman in 2015, earning a selection to the SEC All-Freshman team.

PERSONAL

Attended Cedar Falls H.S. in Cedar Falls, Iowa where he was a three-time first team 4A All-State selection by the Des Moines Register... Garnered Elite All-State honors from the *Des Moines Register* in 2011, 2012 and 2013.. Son of Brad Pierschbacher... Earned degree in marketing... Last name pronounced "Peersh-BAY-ker"... Born on June 5, 1995.

57**COLE HOLCOMB****LB****6-1 // 240**
Rookie // North Carolina**DOB: July 30, 1996 // New Smyrna Beach [Fla.] H.S.****TRANSACTIONS**

Originally selected by the Washington Redskins in the fifth round (173rd overall) of the 2019 NFL Draft.

COLLEGE

Played collegiately at North Carolina from 2015-18, accumulating 328 tackles (171 solo), 15.5 tackles for loss, 12 passes defended, four forced fumbles, 2.5 sacks and a fumble recovery in 49 career games... Earned second-team All-ACC honors as a senior in 2018 and led the ACC averaging 9.5 tackles per game. Started in all 11 games in which he appeared, tallying a team-leading 105 tackles, a sack, eight tackles for loss, a quarterback pressure, four pass breakups and four forced fumbles. Earned a career-high 22 tackles and forced three fumbles en route to ACC Linebacker of the Week honors against Georgia Tech... Started the first 11 games of the season and led the team in tackles [93] for the second year in a row as a junior. Ranked sixth in the ACC with 8.5 tackles per game with 2.5 tackles for loss, a fumble recovery, four quarterback hurries and three pass breakups... Started all 13 games at outside linebacker, registering 115 total tackles (62 solo), five tackles for loss, five passes defended and one sack as a sophomore... Appeared in all 14 games, primarily on special teams as a freshman. Also saw time at linebacker, recording 15 tackles on the year. Joined the team as a walk-on prior to the 2014 season.

PERSONAL

Attended New Smyrna Beach H.S. in New Smyrna Beach, Fla. where he saw playing time at safety, linebacker and tight end... Earned second-team all-county honors during his senior season... Helped lead his team to a district championship and advance to the second round of the 7A state playoffs as a junior... Competed in both football and soccer... Majored in management and society... Son of Beth and Jack Holcomb... Born on July 30, 1996.

13

KELVIN HARMON

WR 6-2 // 215
Rookie // North Carolina State

DOB: Dec. 15, 1996 // Palmyra [N.J.] H.S.

TRANSACTIONS

Originally selected by the Washington Redskins in the sixth round (206th overall) of the 2019 NFL Draft.

COLLEGE

Played collegiately at North Carolina State from 2016-18, where he appeared in 38 games... Totaled 177 receptions for 2,665 receiving yards and 16 touchdowns... Recorded seven games in which he posted 100 or more receiving yards, the fifth best mark in school history... Posted back-to-back seasons with 1,000 or more receiving yards... Played in all 12 games his junior year in 2018, recorded 81 receptions for 1,186 yards, and seven touchdowns, earning him an All-ACC first team selection and was named a Bilenikoff Award candidate, an annual award given to nation's most outstanding wide receiver... During his sophomore campaign in 2017, was named a Bilenikoff Award candidate, after he amassed 1,017 yards on 69 receptions for four touchdowns in 13 games... His receiving yards during his sophomore season rank sixth in school history for single-season receiving yards and was the second-best ever for an NC State sophomore. Became the first NC State receiver to eclipse 1,000 yards since 2003. Earned a second-team All-ACC selection and attained the team's Gary Rowe Award for wide receiver of the year... His 69 receptions in his sophomore season also ranks fourth in school history for single-season receptions, best ever by a sophomore... Led the team in touchdown receptions (5) during his freshman year in 2016... Was named to the Athlon Sports All-ACC Freshman squad.

PERSONAL

Attended Palmyra H.S. in Palmyra, N.J., where he collected 2,764 receiving yards in 165 receptions and 36 touchdowns... Played both wide receiver and safety... During his senior year in 2015, Harmon caught 66 passes for 1,111 yards and 14 touchdowns, leading the state of New Jersey in receiving yards... He also tallied 38 tackles, two sacks and an interception in his senior season while playing safety... Majored in parks, recreation and tourism management... Born in Liberia, Harmon came to the United States when he was four years old... Born on Dec. 15, 1996.

25

JIMMY MORELAND

CB**5-11 // 182**
*Rookie // James Madison***DOB: Aug. 26, 1995 // Royal Palm Beach [Fla.] H.S**

TRANSACTIONS

Originally selected by the Washington Redskins in the seventh round (227th overall) of the 2019 NFL Draft.

COLLEGE

Played collegiately at James Madison from 2014-18, starting 44 of the 56 games in which he played... Amassed a total of 208 tackles (125 solo), 63 passes defended, 18 interceptions, 12 tackles for loss, six fumble recoveries, two sacks and a forced fumble... James Madison's all-time leader in interceptions (18) and interceptions returned for touchdowns (6)... During his senior season in 2018, was awarded CAA Defensive Player of the Year, first team All-CAA selection and was named a Bill Dudley Award finalist, given annually to the player of the year in the Commonwealth of Virginia, after the cornerback led the nation in interceptions returned for a touchdown (3) and interception yards (217)... During his junior campaign in 2017, ranked second in the nation in interceptions (8) and fifth in passes defended per game (1.5)... Tied single-game program record during his junior year with career-high three interceptions in FCS semifinal win against South Dakota State (Dec. 16)... Named first team All-CAA cornerback... Played in all 15 games in 2016 as a redshirt sophomore and made six starts and finished with 37 tackles (24 solo), nine pass breakups and two interceptions... Played in all 13 games in 2015, making 12 starts and recorded 47 tackles (29 solo), 12 pass breakups and three interceptions... During his freshman year in 2014, tallied 47 total tackles (29 solo), 12 passes defended, three interceptions (two for touchdowns), two fumble recoveries and two tackles for loss in 13 games played (12 starts)... Recorded his first career interception in his first career game at Maryland (Aug. 30).

PERSONAL

Attended Royal Palm Beach H.S. in Royal Palm Beach, Fla. where he was awarded third team Class 7A All-State honors from the Associated Press as a junior and senior... Played cornerback, safety and wide receiver during his time in high school... As a junior, Moreland notched 60 tackles and eight interceptions on the defensive side, while racking up 304 receiving yards on 19 receptions for three touchdowns on the offensive side of the ball... Selected to Team Florida for the annual Florida vs. Georgia All-Star Game where he recorded an interception... Also picked to the Palm Beach County-Treasure Coast High School All-Star Game... Majored in sport recreation and management... Son of Jimmy Sr. and Yvonne Moreland... A native of Belle Glade, Fla... Born on Aug. 26, 1995.

95

JORDAN BRAILFORD

LB**6-3 // 252**
Rookie // Oklahoma State**DOB: Oct. 9, 1995 // Booker T. Washington H.S. [Tulsa, Okla.]**

TRANSACTIONS

Originally selected by the Washington Redskins in the seventh round (253rd overall) of the 2019 NFL Draft.

COLLEGE

Played collegiately at Oklahoma State from 2014-18, compiling 135 total tackles (90 solo), 31.5 tackles for loss, 16 sacks, three forced fumbles, one interception and one pass defended in 35 career games... During his senior campaign in 2018, he was named team captain and was selected first-team All-Big 12 by the coaches in the conference and a second-team All-Big 12 selection by the Associated Press. Amassed 54 total tackles (37 solo), 16 tackles for loss, nine sacks, a forced fumble and a pass defended in 13 games. Led the Big 12 in sacks per game (0.69), his seven quarterback hurries ranked fourth in OSU school history. Leslie O'Neal Award recipient, awarded to the team's most outstanding defensive player... Selected to the 2017 second-team All-Big 12 honoree by the coaches and the Associated Press after recording 57 total tackles (34 solo), 10.5 tackles for loss, 4.5 sacks and a forced fumble in 13 games in his junior season... He appeared in 13 games in 2017 as a sophomore. Recorded 57 total tackles (34 solo), 10.5 tackles for loss, 4.5 sacks and a forced fumble. Named to second team All-Big 12 in 2017.. Injured in 2016.. Appeared in 10 games during freshman year in 2015, finishing with 23 tackles (18 solo) and 3.5 tackles for loss... Redshirted in 2014.

PERSONAL

Attended Booker T. Washington H.S. in Tulsa, Okla., where he notched 105 tackles and nine sacks during his senior year... Earned 98 tackles, 11 sacks, two fumble recoveries and one fumble return for a touchdown during his junior year at Booker T. Washington H.S... Participant in the Semper Fidelis All-American Game and first team all-state honors from *The Oklahoman* and the *Tulsa World* during his senior year... Majored in management... Son of Robin Daniels and Nathaniel Brailford, Jr... Born on Oct. 9, 1995.

PLAYER BIOS

COLLEGE FREE AGENTS

62**RYAN BEE****LB****6-7 // 280**
Rookie // Marshall**DOB: Nov. 12, 1995 // Hillsdale H.S. [Ashland, Ohio]****TRANSACTIONS**

Originally entered the NFL with the Washington Redskins as a college free agent on April 30, 2019.

COLLEGE

Played collegiately at Marshall from 2014-18, appearing in 44 career games. Tallied 200 career tackles (56 solo), 29.5 tackles for loss, 18.0 sacks, seven pass defenses, two forced fumbles, four fumble recoveries and two blocked kicks. Finished senior season with 36 tackles (13 solo), 7.0 tackles for loss and 4.0 sacks. Recorded two passes defended and two forced fumbles... Earned Conference USA first team honors... Second team selection for the Conference USA All-Conference team in 2017 as a redshirt junior... Finished season with 51 tackles, 7.5 tackles for loss, one pass defended, one blocked kick and 10 quarterback hurries. Led team in sacks (5.5) and recorded a season-high 10 tackles, 2.0 sacks and 2.0 tackles for a loss vs. Kent State... Played in 11 games with 10 starts as a redshirt sophomore. Tallied 54 tackles (14 solo), 6.5 tackles for a loss and 4.5 sacks, two pass defenses and a forced fumble. Registered a season-high four tackles in four different games. Ranked second on the team in sacks... Played in 12 games as a redshirt freshman, starting the final eight contests. Recorded 59 tackles (15 solo), with 8.5 tackles for loss, 4 sacks, two pass breakups, three fumble recoveries and 12 quarterback hurries. Recorded 12 tackles against Old Dominion in 2016. Named to Conference USA All-Freshman Team.

PERSONAL

Attended Hillsdale H.S. in Ashland, Ohio, where he was the team captain for the football and basketball teams... Tallied 154 tackles, 33 tackles for loss and 26 sacks along with 20 catches for 250 yards and eight touchdowns from 2012-13... Associated Press 2013 All-Ohio Division VI first team selection... Son of Joanna Killey and Jeff Bee... Born Nov. 12, 1995.

48**B.J. BLUNT****LB****6-1 // 220**
Rookie // McNeese State**DOB: April 21, 1995 // McDonough 35 H.S. [New Orleans, La.]****TRANSACTIONS**

Originally entered the NFL with the Washington Redskins as a college free agent on April 30, 2019.

COLLEGE

Played collegiately at McNeese State from 2017-18, appearing in all 21 games... Recorded 145 career tackles (90 solo), 29.5 tackles for loss, 13.0 sacks with one forced fumble and three fumble recoveries, six quarterback hurries, six pass breakups and one blocked field goal... As a senior in 2018, was named to the Preseason All-Southland Conference first team. Finished the season with a team high 102 tackles (60 solo, 20.0 for loss) and led the Cowboys in sacks (11.0). Recorded two fumble recoveries, five quarterback hurries, six pass breakups and one blocked field goal. As a junior, finished third on the team with 43 tackles and second with 9.5 tackles. Appeared in 11 games in which he played with two starts. Posted a season-high seven tackles, all solo, against Northwestern State. Transferred to McNeese State from Garden City CC. Posted six tackles for the Broncbusters in the 2016 NJCCA National Championship. Registered 63 tackles (50 solo), a half sack and two forced fumbles. Tied for second in the nation with eight pass interceptions in 2016.

PERSONAL

Attended McDonough 35 H.S. in New Orleans, La., where he was first team All-State, All-Metro and All-District...Recorded 97 tackles, two interceptions and scored two defensive touchdowns as a senior... Blocked four punts his senior season... Also ran track and played basketball... Son of Melissa Blunt... Born April 21, 1995.

96

JONATHAN BONNER

DL**6-4 // 295**
Rookie // Notre Dame**DOB: June 17, 1996 // Parkway Central H.S. [Chesterfield, Mo.]**

TRANSACTIONS

Originally entered the NFL with the Washington Redskins as a college free agent on May 13, 2019.

COLLEGE

Played collegiately at Notre Dame from 2014-18, appearing in 48 contests for the Irish... Notched 67 tackles (28 solo), 4.5 tackles for loss, 3.0 sacks, two pass defended and two forced fumbles... In 2018, started all 13 games with 23 tackles (9 solo), and two pass defended and a quarterback hurry in his graduate year... As a senior in 2017, recorded 30 tackles (15 solo) with 3.5 tackle for loss and 2.0 sacks. Made a season-high four tackles in victory over Wake Forest. Collected season-high four tackles in three different games. Named 2017 Defensive Newcomer of the Year... Appeared in all 12 games as a junior in 2016. Recorded nine tackles (3 solo) and one forced fumble. Posted a career-high four tackles against Army... As a sophomore, played in 10 games in 2015. Recorded first career sack for an 11-yard loss and one forced fumble.

PERSONAL

Attended Parkway Central H.S. in Chesterfield, Mo., Named second-team linebacker on MaxPreps 2013 All-America team... *St. Louis Post-Dispatch* Defensive Player of the Year in 2013... Named to 2013 Post-Dispatch first-team All-Metro... First-team Missouri Class 5 all-state pick as both a junior and senior by Missouri Football Coaches Association... Suburban South Conference Defensive Player of the Year as a senior... Tallied 206 tackles, 40 for loss and 34 sacks... 70 tackles and 17 sacks his final season... Also played tight end, totaling 12 touchdowns... Led Colts with seven touchdown receptions as a junior... Majored in information technology management... Son of Consuelo Hampton and Spencer Bonner... Born on June 17, 1996.

63

JERALD FOSTER

G**6-3 // 305**
Rookie // Nebraska**DOB: Sept. 14, 1995 // Southeast H.S. [Lincoln, Neb.]**

TRANSACTIONS

Originally entered the NFL with the Washington Redskins as a college free agent on May 13, 2019.

COLLEGE

Played collegiately at Nebraska, appearing in 41 contests from 2015-18... Started all 12 games at left guard as a senior captain. One of only 11 two-time captains in school history. Led the Cornhuskers in second-highest improvement in rushing yards per game from the 2017 to 2018 seasons. Contributed to an offense that averaged 456.2 yards per game in 2018, the highest total in six years. Offense posted the most yards (659 against Minnesota) and highest point total (53 against Illinois) in a Big Ten Conference game since Nebraska joined the league in 2011. Member of an offensive line the helped four different Huskers post a 100-yard rushing game and three different Huskers record a 100-yard receiving in a game, while freshman quarterback Adrian Martinez recorded seven 300-yard total offense games in 2018... Received All-Big Ten accolades as a junior in 2017. Started at left guard for all 12 games. Nebraska ranked second in the Big Ten in passing yards per game behind the line in 2017 and posted the fifth-highest passing total in school history (3,330 yards)... Started four games at left guard as a sophomore... Played in all 13 games as a redshirt freshman on PAT and field goal units... One of 30 football student-athletes nationwide selected as a candidate for the 2018 Senior CLASS Award for community, classroom, character and competition... Three-time Academic All-Big Ten... Arthur Ashe Jr. Sports Scholar Award winner in 2018... Nebraska Sam Foltz Hero 27 Leadership Award Recipient.

PERSONAL

Attended Southeast H.S. in Lincoln, Neb., where he received first-team All-Nebraska honors and first-team Super State accolades... Recorded 53 tackles and three sacks at defensive line to lead team to a state championship... Eight-time member of the Nebraska Scholar-Athlete Honor Roll... Majored in construction management... Son of Jesse and Charlesette Foster... Member of Phi Beta Sigma Fraternity, Inc. (Spring 2017)... Born Sept. 14, 1995.

62

BLAKE HANCE

T**6-5 // 310**
Rookie // Northwestern**DOB: Jan. 11, 1996 // Jacksonville [Ill.] H.S.**

TRANSACTIONS

Originally entered the NFL as a college free agent with the Buffalo Bills on May 9, 2019... Waived by the Bills on May 22, 2019... Signed with the Washington Redskins on June 3, 2019.

COLLEGE

Played collegiately at Northwestern from 2015-18, where he played in 51 career games with starts in 47... Played in 13 games with starts in 12 at left tackle in his senior season and helped guide the Wildcats to the 2018 Big Ten Football Championship... Recorded one tackle at Michigan State... Contributed in protecting quarterback Clayton Thorson as he threw for 3,183 yards, the third-highest mark in the Big Ten... Named 2017 and 2018 Academic All-Big Ten... Started all 13 games at left tackle as a junior, allowing running back Justin Jackson to rush for 1,000 yards for the fourth-straight season... Protected the blind side of All-Big Ten quarterback Clayton Thorson, who ranked fourth in the Big Ten in passing yards... Started all 13 games at left tackle as a sophomore, helping Jackson become the first player in program history to rush for over 1,000 yards in three-straight seasons... Contributed in a passing attack that ranked third in the Big Ten and saw Thorson set a new NU single-season record with 22 touchdown passes... Named to the All-Freshman Team in his red-shirt freshman season... Started eight games on an offensive line that assisted Jackson in earning over 1,000 yards on the ground... Redshirted true freshman season.

PERSONAL

Attended Jacksonville H.S. in Jacksonville, Ill. where he played tight end, defensive end, offensive line and long snapper. Racked up 1,459 receiving yards on 113 receptions for seven touchdowns during his time at tight end, along with recording 104 tackles and nine sacks on defense. Rated a three-star prospect, the No. 13 overall recruit in Illinois and the No. 31 offensive line prospect in the country by Scout... Played four years of varsity basketball, scoring 827 points and earning team's Offensive MVP honor as a sophomore... An 11-2 record as a starting pitcher in two years of varsity baseball... Illinois State Scholar and Academic All-State honoree... Majored in Economics... Son of Ron and Theresa Hance... Born Jan. 11, 1996.

38

DEION HARRIS

CB**6-3 // 205**
Rookie // North Dakota**DOB: Dec. 18, 1995 // Hibbing [Minn.] H.S.**

TRANSACTIONS

Originally entered the NFL with the Washington Redskins as a college free agent on May 13, 2019.

COLLEGE

Played collegiately at North Dakota from 2014-18, appearing in 46 contests. Finished his career with 107 career tackles (84 solo), 4.5 tackles for loss, nine interceptions (three returned for a touchdown), 38 passes defended and two forced fumbles ... Compiled 27 total tackles (24 solo) with 4.0 tackles for loss, one defensive touchdown, two quarterback hurries and seven breakups as a redshirt senior... Redshirted junior season... Registered 36 tackles (26 solo), 14 passes defended, nine pass breakups and a Big-Sky leading five interceptions as a junior. Named second team All-America by the American Football Coaches Association and Associated Press. Led the FCS with three interceptions returned for touchdowns. Logged a season-high seven tackles and secured a go-ahead touchdown on a 33-yard interception return to clinch Big Sky title... Started all 11 games in his sophomore season. Notched 35 tackles, two interceptions, and 12 pass breakups in the season that tied for the second most in a single season in North Dakota history. Racked up a career-high with nine tackles (eight solo) against Montana State... Appeared in all 12 games as a true freshman as a reserve cornerback and special teams contributor. Recorded nine tackles, one pass breakup and one interception.

PERSONAL

Attended Hibbing H.S. in Hibbing, Minn., earning All Sea-Range Conference honors as a junior and senior... Made 55 tackles and two interceptions his junior season... Played quarterback his senior season... Majored in social sciences... Grandson of Rose Ann Urbick... Son of Johnnie Harris and stepson of Gavin Robinson... Born Dec. 18, 1995.

92

AUSTIN MALOATA

DL**6-1 // 305**
Rookie // Austin Peay**DOB: Feb. 11, 1996 // Centennial H.S. [Corona, Calif.]**

TRANSACTIONS

Originally entered the NFL with the Washington Redskins as a college free agent on May 13, 2019.

COLLEGE

Played collegiately at Austin Peay in 2018 after transferring from Oregon, appearing in 11 contests with nine starts at defensive tackle and two at defensive end. Recorded 32 tackles (11 solo), 3.0 tackles for loss, 1.0 sacks, one pass defensed, four quarterback hurries and one forced fumble and one fumble recovery during his only eligible season at Austin Peay. Posted a season-high seven tackles against Tennessee State... Started in six of seven games in which he appeared in his junior season at Oregon... Campaign included 20 tackles in a four-game span and a career-high eight tackles against Nebraska... recorded three tackles for a loss (14 yards)... played in all 13 games in his sophomore season with six tackles... Saw time in 12 games as a true freshman, registering nine tackles on the year with four tackles in the season opener.

PERSONAL

Attended Centennial H.S. in Corona, Calif., where he was a CIF all-Inland Division selection... Named Scout's West Top 150 honoree... A native of American Samoa. Also played at Leone High School in Pago Pago, Samoa in 2012... Credited with 30 tackles (8 solo) and a fumble recovery... Dean's List spring 2017 and fall 2018... Last name pronounced "MAH-lo-AH-tah"... Born Feb. 11, 1996.

32

JOJO McINTOSH

S**6-1 // 205**
Rookie // Washington**DOB: March 17, 1996 // Chaminade Prep H.S. [West Hills, Calif.]**

TRANSACTIONS

Originally entered the NFL with the Washington Redskins as a college free agent on April 30, 2019.

COLLEGE

Played collegiately at Washington from 2015-18, appearing in 53 contests for the Huskies... Compiled 211 career tackles [126 solo], 2.5 tackles for loss, two interceptions, 10 passes defended and three forced fumbles... Recorded 56 tackles [29 solo] in his final season with two passes defended and a forced fumble... Earned a season-high seven tackles in the season opener against Auburn... Notched four tackles against Utah in the Pac-12 Championship Game and five tackles against Ohio State in the 2018 Rose Bowl... Recipient of the 111th Guy Flaherty Most Inspirational Award and Tyeer Sports Council Community Service Award... Started all 13 games at safety his junior season, earning second-team All-Pac-12... Recorded 50 tackles [37 solo], one interception and one fumble recovery... Made a team-high seven tackles and a fumble recovery in win over California... Added seven tackles against Penn State in the Fiesta Bowl... Started 13 out of 14 games at safety as a sophomore. Tied for third on the team with 67 tackles [40 solo], two passes defended and two forced fumbles... Recorded five tackles in the Pac-12 Championship Game win over Colorado and eight tackles against Alabama in the Chick-fil-A Peach Bowl... Played in all 13 contests as a redshirt freshman... Registered 28 tackles [20 solo] with an interception and four passes defended... Earned honorable mention Academic All-Pac-12 honor... Had at least six tackles in three different games his first season... Redshirted true freshman season.

PERSONAL

Native of Canyon County, Ca... attended Chaminade Prep in West Hills, Calif., where he earned first-team All-CIF Southern Section Western Division, Mission League all-defensive team and L.A. Daily News All-Area honors as a senior... Led Chaminade to the CIF Division II state championship, picking off three passes and scoring once as a junior... Also ran track... Majored in social justice... A native of Los Angeles, Calif... Born March 17, 1996.

46**DONALD PARHAM JR.****TE****6-8 // 255**
Rookie // Stetson**Aug. 16, 1997 // Lake Gibson H.S. (Lakeland, Fla.)****TRANSACTIONS**

Originally entered the NFL with the Detroit Lions as a college free agent on May 10, 2019... Released by the Detroit Lions on May 12, 2019... Signed with the Washington Redskins on June 7, 2019.

COLLEGE

Played collegiately at Stetson from 2015-18 where he amassed 2,591 receiving yards on 180 receptions with 20 touchdowns in 34 games. Tallied over 100 receiving yards in one game 11 times including eclipsing the 150-yard receiving mark on seven occasions... Finished his senior season as the top receiving tight end in all of college football, leading Division I (FBS and FCS) in both receptions per game (9.4) and receiving yards per game (146.6). Recorded 1,319 receiving yards on 85 receptions for 13 touchdowns in nine games played during his final season as a Hatter. Tallied 257 receiving yards on 12 receptions for three touchdowns in a victory vs. Valparaiso (11/17). A consensus All-American who earned first team recognition from the American Football Coaches Association, the Associated Press, the Walter Camp Football Foundation, STATS FCS, Phil Steele Publications, Athlon Sports and HERO Sports in addition to being named to the FCA Athletics Directors Association All-Star team. Selected to play in the 2018 Reese's Senior Bowl... During his junior campaign in 2017, totaled 817 receiving yards on 58 receptions for one touchdown in 10 games... Hauled in 37 passes for 455 yards with six touchdowns in 11 games played at the end of his sophomore season in 2016... Saw action in four games during his freshman year.

PERSONAL

Attended Lake Gibson H.S. in Lakeland, Fla. where he played football for just one season, recording 13 receptions for 234 yards and four touchdowns as a receiver while also playing defensive end... Was rated as a top 10 receiver by Big County Preps... Also lettered in basketball... Majored in communication and media studies... His uncle, Eric Gallon, played football at Kansas State and with the New England Patriots... Son of Donald and Feicia Parham... Last name pronounced "PAR-um"... Born Aug. 16, 1997.

88

T.J. RAHMING JR.

WR**5-10 // 165**
Rookie // Duke**DOB: Jan. 10, 1997 // McEachern H.S. [Powder Springs, Ga.]**

TRANSACTIONS

Originally entered the NFL with the Washington Redskins as a college free agent on April 30, 2019.

COLLEGE

Played collegiately at Duke from 2015-18, appearing in 50 career games with 43 starts... Recorded 2,919 yards on 253 career receptions and 13 career touchdowns while rushing 15 times for 85 yards and returning 38 punts for 237 yards... All-ACC honoree as a wide receiver in 2017 and 2018... Recorded eight career games with over 100 receiving yards, including a career-high 240-yard performance versus Temple... Ranks tied for first in Duke history for most seasons with over 60 receptions (3) and most seasons with over 500 receiving yards... Third team All-ACC pick for his senior campaign... Caught 75 passes for 811 yards and eight touchdowns... Ranked tied for fourth in receiving touchdowns and fifth in receptions in the ACC... Had team-high nine catches of over 20 yards, including a career-long reception of 85 yards against Temple... Earned the Duke program's Clarkston Hines Award as the most outstanding receiver for the 2016 and 2017 seasons... Caught 65 passes for 795 yards and two touchdowns as a junior... Played in all 12 games, starting 11 as a sophomore... Caught 70 passes for 742 yards... Ranked fifth in the ACC in receptions per game (5.83) and in 100-yard receiving games (3)... Became the first Blue Devil to produce three consecutive games with over 100 receiving yards since 2010 and second player in Duke history to amass over 100 receptions through first two seasons... Played in 12 games with six starts as a freshman. Notched 43 passes for 571 yards and two touchdowns as a freshman... Honorable mention Freshman All-America pick by both *Campus Insiders* and *College Football News*.

PERSONAL

Attended McEachern High School in Powder Springs, Ga., named to the *USA Today* American Family Insurance All-Georgia Team and *Atlanta Journal-Constitution* first team all-state... Caught 70 passes for 1,548 yards and 22 touchdowns as a senior, just 107 yards shy of Georgia single-season receiving yards record... Majored in sociology with a minor in education... Son of Tina and Todd Rahming... Last name pronounced "RA-ming"... Born on Jan. 10, 1997.

22

CRAIG REYNOLDS

RB**5-11 // 225**
Rookie // Kutztown**DOB: June 15, 1996 // Abington H.S. [Willow Grove, Pa.]**

TRANSACTIONS

Originally entered the NFL with the Washington Redskins as a college free agent on May 13, 2019.

COLLEGE

Played collegiately at Kutztown, appearing in 41 contests from 2015-18... Set numerous school records during his redshirt sophomore campaign, including 261 rushing yards and 345 all-purpose yards in a single game... Tallied 2,650 career rushing yards on 496 attempts with 35 touchdowns on the ground, averaging 5.3 yards per carry... Totaled 147 receptions for 1,539 yards as a receiver (10.5 avg) with nine touchdown receptions... Recorded 5,277 all-purpose yards (2,650 rushing; 1,539 receiving; 397 punt return; 691 kickoff return) in all purpose yards averaging 128.7 yards per game... Named team MVP in 2018... Voted to the All-PSAC East First team for third straight season... Finished final season with 823 rushing yards on 172 carries... Totaled 472 receiving yards on 40 receptions with three touchdowns... Posted a career-high 148 receiving yards on nine catches and two touchdowns in road win at Gannon, including career-long 71-yard touchdown reception... Started and played in eight games his redshirt junior season. Ended the season with 109 rushes for 456 yards and four touchdowns, 29 receptions for 410 receiving yards and five touchdowns, four kickoff returns for 108 yards, nine punt returns for 153 yards and one touchdown... Led Division II with 335 all-purpose yards in week one, second-most in school history... Ran the ball 185 times for 1,189 yards (first in the PSAC) as a sophomore in 2016, with 14 rushing touchdowns... Named 2016 All-PSAC East First Team and 2016 Don Hansen Gazette All-Region First Team... Ranks third all-time in Kutztown history for rushing yards in a season. Recorded six 100-yard rushing performances with over 140 yards in three straight games... Ran for a career-high four rushing touchdowns in win over Millersville... Youngest player in school history to rush for 1,000 yards in a season... Grabbed a career-high four touchdowns, running 20 times for 157 yards in his fourth game... Started in five of his 11 appearances in his redshirt freshman season, recording 182 rushing yards and two touchdowns alongside 59 receptions for 494 yards. Posted a season-high 94 rushing yards and two touchdowns against Cheyney... Redshirted freshman season.

PERSONAL

Attended Abington H.S. in Willow Grove, Pa... Captured school's single-season rushing record with 2,109 yards and single-season touchdown record with 33... Earned a career-high 286 rushing yards on 28 attempts and scored four touchdowns in one game... Named third-team all-state by the *Pennsylvania Football News*... Majored in business administration... Born June 15, 1996.

15

STEVEN SIMS JR.

WR**5-10 // 190**
Rookie // Kansas**DOB: March 31, 1997 // Travis H.S. [Houston, Texas]**

TRANSACTIONS

Originally entered the NFL with the Washington Redskins as a college free agent on April 30, 2019.

COLLEGE

Played collegiately at Kansas from 2015-18, appearing in 47 games for the Jayhawks... Totaled 2,582 career yards on 214 receptions and 19 touchdowns, averaging 12.1 yards a catch... Moved to third on Kansas all-time receiving yards list as a senior in 2018 (2,271)... Led Kansas in both receptions (59) and receiving yards (839) as a junior and recorded a career-best 233-yards receiving on a career-high nine catches against Kansas State, the most from the program since 2009... Set a career-long reception with a 77-yard catch and run against SEMO in 2017... Started 11 games as a sophomore, catching 72 passes for 859 yards and seven touchdown receptions, listed ninth on Kansas's single-season receiving yardage list. Ranked fourth in the Big 12 with 6.0 receptions-per-game... Played in 11 games as a true freshman, starting six... Was second on the team in receptions (30) while also registering 349 yards and two touchdowns... Caught a team second-best 30 passes for 349 yards and two scores... Caught at least one pass in every game played in his first season.

PERSONAL

Attended Travis H.S. in Houston, Texas, where he earned first-team all-district honors his senior season... Made 73 catches for 1,117 yards and 15 touchdowns in 2012-13... Caught 64 passes for 923 yards and 14 touchdowns while rushing 28 times for 214 yards, adding five scores in his senior season alone... Named a finalist for the Houston Touchdown Club Offensive Player of the Year... Majored in liberal arts and sciences... Son of Nytasha and Steven Sims Sr... Born March 31, 1997.

60

BRIAN WALLACE

T**6-6 // 315**
Rookie // Arkansas**DOB: Feb. 3, 1996 // Christian Brothers College H.S. [Florissant, Mo.]**

TRANSACTIONS

Originally entered the NFL with the Denver Broncos as an undrafted free agent on April 30, 2019... Waived by the Broncos on May 13, 2019... Signed with the Washington Redskins on May 28, 2019.

COLLEGE

Played collegiately at Arkansas from 2015-18, appearing in 36 contests... Started all 11 games his senior season at right tackle, totaling 807 snaps, according to Pro Football Focus, with a career-high 756 coming on the offensive line. Participated in the third-most plays by an Arkansas lineman. Allowed only three sacks in 411 pass blocking snaps over the course of the season. Helped the Arkansas offense to 4,028 yards of total offense and 28 touchdowns with 2,307 yards and 17 scores coming through the air. Third-team All-SEC honors from conference coaches. Wrapped up his collegiate career with 1,998 total snaps, with just 10 total sacks given up over the course of four seasons... Played in 10 games with seven starts as a junior... Paved the way for the offense to rush for 200 or more yards in five games and top the 400-yard mark six times... As a sophomore, played in 12 games and started at right tackle in the final 10 contests... Part of an offensive line that blocked for 428.4 yards of total offense per game. Helped the offense log both 200 yards passing and rushing in the same game five times. Paved the way for running back Rawleigh Williams III to capture the SEC regular season rushing title with 1,326 yards on the ground, while quarterback Austin Allen threw for an SEC-best 3,430 yards... Saw action in three contests as a redshirt freshman.

PERSONAL

Attended Christian Brothers College H.S. in Florissant, Mo., where he was ranked as the top overall prospect in Missouri and the No. 2 offensive tackle in the nation... Named first-team all-state and first-team All-Metro Catholic Conference as a senior... Earned first-team all-conference, second-team all-district and second-team all-metro as a junior... Also participated in the shot put and discus for the track and field team... Majored in sociology... Son of Brian and Leslie Wallace... Born Feb. 3, 1996.

2019 ROSTER

ALPHABETICAL ROSTER

NO.	LAST	FIRST	POS	HT	WT	D.O.B.	EXP.	COLLEGE	HS HOMETOWN	HOW ACQ.
36	Alexander	Adonis	CB	6-3	205	11/7/1996	2	Virginia Tech	Charlotte, N.C.	SD6-'18
93	Allen	Jonathan	DL	6-3	300	1/16/1995	3	Alabama	Ashburn, Va.	01-'17
52	Anderson	Ryan	LB	6-2	255	8/12/1994	3	Alabama	Daphne, Ala.	D2-'17
47	Ankrah	Andrew	LB	6-4	252	12/31/1996	1	James Madison	Gaithersburg, Md.	FA-'19
30	Apke	Troy	S	6-1	205	4/11/1995	2	Penn State	Pittsburgh, Pa.	D4-'18
62R	Bee	Ryan	LB	6-7	280	11/12/1995	R	Marshall	Ashland, Ohio	CFA-'19
66	Bergstrom	Tony	OL	6-5	310	8/6/1986	8	Utah	Salt Lake City, Utah	FA-'17
48	Blunt	B.J.	LB	6-1	220	4/21/1995	R	McNeese State	New Orleans, La.	CFA-'19
96	Bonner	Jonathan	DL	6-4	295	6/17/1996	R	Notre Dame	Chesterfield, Mo.	CFA-'19
53	Bostic	Jon	LB	6-1	245	5/5/1991	7	Florida	Wellington, Fla.	FA-'19
95	Brailford	Jordan	LB	6-3	252	10/9/1995	R	Oklahoma State	Tulsa, Okla.	D7b-'19
99	Brantley	Caleb	DL	6-2	305	9/2/1994	3	Florida	Crescent City, Fla.	FA-'18
68	Catalina	Tyler	G	6-6	315	1/24/1993	3	Georgia	Holden, Mass.	CFA-'17
16	Chesson	Jehu	WR	6-2	205	12/29/1993	3	Michigan	St. Louis, Mo.	FA-'18
74	Christian Sr.	Geron	T	6-6	315	9/10/1996	2	Louisville	Ocala, Fla.	D3-'18
20	Collins	Landon	S	6-0	218	1/10/1994	5	Alabama	New Orleans, La.	UFA (NYG)-'19
19	Davis	Robert	WR	6-3	210	4/2/1995	2	Georgia State	Warner Robins, Ga.	D6b-'17
85	Davis	Vernon	TE	6-3	248	1/31/1994	14	Maryland	Washington, D.C.	UFA (DEN)-'16
18	Doctson	Josh	WR	6-2	205	12/3/1992	4	TCU	Mansfield, Texas	D1-'16
23R	Dunbar	Quinton	CB	6-2	202	7/22/1992	5	Florida	Miami, Fla.	CFA-'15
55W	Dunn	Casey	C	6-4	307	10/11/1994	2	Auburn	Trussville, Ala.	CFA-'18
55R	East	Andrew	LS	6-2	235	9/17/1991	1	Vanderbilt	Indianapolis, Ind.	FA-'18
22R	Everett	Deshazor	S	6-0	203	2/22/1992	5	Texas A&M	DeRidder, La.	FA-'15
41W	Flanagan	Matt	TE	6-6	265	3/26/1995	1	Pittsburgh	Mendham, N.J.	CFA-'18
77	Flowers Sr.	Ereck	T	6-6	330	4/25/1994	5	Miami	Miami, Fla.	FA-'19
50	Flowers	Marquis	LB	6-2	250	2/16/1992	6	Arizona	Phoenix, Ariz.	FA-'18
54	Foster	Mason	LB	6-1	240	3/1/1989	9	Washington	Seaside, Calif.	FA-'15
56	Foster**	Reuben	LB	6-1	235	4/4/1994	3	Alabama	Auburn, Ala.	W (SF)-'19
63	Foster	Jerald	G	6-3	305	9/14/1995	R	Nebraska	Lincoln, Neb.	CFA-'19
29	Guice	Derrius	RB	5-11	225	6/21/1997	2	LSU	Baton Rouge, La.	D2-'18
51	Hamilton	Shaun Dion	LB	6-0	235	9/11/1995	2	Alabama	Montgomery, Ala.	D6-'18
62W	Hance	Blake	T	6-5	310	1/11/1996	R	Northwestern	Jacksonville, Ill.	CFA-'19
13	Harmon	Kelvin	WR	6-2	215	12/15/1996	R	North Carolina State	Palmyra, N.J.	D6-'19
38R	Harris	Deion	DB	6-3	205	12/18/1995	R	North Dakota	Hibbing, Minn.	CFA-'19
40	Harvey-Clemons	Josh	LB	6-4	245	2/20/1994	3	Louisville	Valdosta, Ga.	D7a-'17
7	Haskins Jr.	Dwayne	QB	6-4	230	5/3/1997	R	Ohio State	Potomac, Md.	D1a-'19
57R	Holcomb	Cole	LB	6-1	240	7/30/1996	R	North Carolina	New Smyrna Beach, Fla.	D5b-'19
82	Holtz	J.P.	TE	6-3	255	8/28/1993	1	Pittsburgh	Pittsburgh, Pa.	FA-'18
3	Hopkins	Dustin	K	6-2	205	10/1/1990	6	Florida State	Houston, Texas	FA-'15
98	Ioannidis	Matt	DL	6-3	310	1/11/1994	4	Temple	Flemington, N.J.	D5-'16
41R	Johnson	Danny	CB	5-9	190	11/17/1995	2	Southern	Jackson, La.	CFA-'18
8	Keenum	Case	QB	6-1	215	2/17/1988	7	Houston	Brownwood, Texas	T (DEN)-'19
67	Kerin	Zac	G	6-4	305	8/13/1991	5	Toledo	Delaware, Ohio	FA-'18
91	Kerrigan	Ryan	LB	6-4	265	8/16/1988	9	Purdue	Muncie, Ind.	D1-'11
84	Kidsy Jr.	Darvin	WR	6-0	190	3/19/1995	1	Texas Southern	Missouri City, Texas	CFA-'18
34R	Lampkin	Ashton	CB	6-0	190	10/1/1994	2	Oklahoma State	Oklahoma City, Okla.	FA-'19
23W	Love	Bryce	RB	5-9	205	7/8/1997	R	Stanford	Wake Forest, N.C.	D4a-'19
92	Maloata	Austin	DL	6-1	305	2/11/1996	R	Austin Peay	Corona, Calif.	CFA-'19
34W	Marshall	Byron	RB	5-9	215	2/13/1994	3	Oregon	San Jose, Calif.	PS (PHI)-'17
78	Martin	Wes	G	6-3	315	5/9/1996	R	Indiana	West Milton, Ohio	D4b-'19
12	McCoy	Colt	QB	6-1	212	9/5/1986	10	Texas	Tuscola, Texas	UFA (SF)-'14
32R	McIntosh	JoJo	S	6-1	205	3/17/1996	R	Washington	Canyon Country, Calif.	CFA-'19
58	McKinzy	Cassanova	LB	6-3	252	11/17/1992	2	Auburn	Birmingham, Ala.	UFA (TB)-'16

2019 ROSTER

ALPHABETICAL ROSTER (CONT.)

NO.	LAST	FIRST	POS	HT	WT	D.O.B.	EXP.	COLLEGE	HS HOMETOWN	HOW ACQ.
17	McLaurin	Terry	WR	6-0	210	9/15/1995	R	Ohio State	Indianapolis, Ind.	D3-'19
31	Moreau	Fabian	CB	6-0	204	4/9/1994	3	UCLA	Davie, Fla.	D3-'17
25R	Moreland	Jimmy	CB	5-11	182	8/26/1995	R	James Madison	Royal Palm Beach, Fla.	D7a-'19
76	Moses	Morgan	T	6-6	330	3/3/1991	6	Virginia	North Chesterfield, Va.	D3a-'14
35	Nicholson	Montae	S	6-2	212	12/4/1995	3	Michigan State	Monroeville, Pa.	D4b-'17
24	Norman	Josh	CB	6-0	200	12/15/1987	8	Coastal Carolina	Greenwood, S.C.	UFA [CAR]-'16
61	Parris	Timon	T	6-6	320	9/11/1995	1	Stony Brook	Floral Park, N.Y.	CFA-'19
46W	Parham Jr.	Donald	TE	6-8	255	8/16/1997	R	Stetson	Lakeland, Fla.	FA-'18
94	Payne	Daron	DL	6-3	320	5/27/1997	2	Alabama	Irondale, Ala.	D1-'18
32W	Perine	Samaje	RB	5-11	240	9/16/1995	3	Oklahoma	Pflugerville, Texas	D4a-'17
26	Peterson	Adrian	RB	6-1	220	3/21/1995	13	Oklahoma	Palestine, Texas	FA-'18
72	Pierschbacher	Ross	C	6-4	315	6/5/1995	R	Alabama	Cedar Falls, Iowa	D5a-'19
83	Quick	Brian	WR	6-3	215	6/5/1999	8	Appalachian State	Columbia, S.C.	FA-'19
14	Quinn	Trey	WR	6-0	200	12/7/1995	2	SMU	Lake Charles, La.	D7b-'18
88	Rahming Jr.	T.J.	WR	5-10	165	1/10/1997	R	Duke	Powder Springs, Ga.	CFA-'19
39	Reaves	Jeremy	S	5-11	200	8/29/1996	1	South Alabama	Pensacola, Fla.	FA-'18
86	Reed	Jordan	TE	6-2	242	7/3/1990	7	Florida	New London, Conn.	D3-'13
22W	Reynolds	Craig	RB	5-11	225	6/15/1996	R	Kutztown	Willow Grove, Pa.	CFA-'19
10	Richardson Jr.	Paul	WR	6-0	180	4/13/1992	6	Colorado	Gardena, Calif.	UFA [SEA]-'18
45	Rodgers-Cromartie	Dominique	CB	6-2	205	4/7/1986	12	Tennessee State	Bradenton, Fla.	FA-'19
73	Roullier	Chase	C	6-4	312	8/23/1993	3	Wyoming	Burnsville, Minn.	D6a-'17
75	Scherff	Brandon	G	6-5	315	12/26/1991	5	Iowa	Denison, Iowa	D1-'15
97	Settle	Tim	DL	6-3	308	7/11/1997	2	Virginia Tech	Manassas, Va.	D5-'18
89	Sims	Cam	WR	6-5	220	1/6/1996	2	Alabama	Monroe, La.	CFA-'18
15	Sims Jr.	Steven	WR	5-10	190	3/31/1997	R	Kansas	Houston, Texas	CFA-'19
11	Smith	Alex	QB	6-4	215	5/7/1984	15	Utah	La Mesa, Calif.	T [KC]-'18
46R	Smith II	Marcus	LB	6-3	257	3/31/1992	5	Louisville	Columbus, Ga.	FA-'18
87	Sprinkle	Jeremy	TE	6-5	255	8/10/1994	3	Arkansas	White Hall, Ark.	D5-'17
37	Stroman	Greg	CB	6-0	182	3/8/1996	2	Virginia Tech	Manassas, Va.	D7a-'18
57W	Sundberg	Nick	LS	6-1	245	7/29/1987	10	California	Phoenix, Ariz.	FA-'10
90	Sweat	Montez	LB	6-6	262	9/4/1996	R	Mississippi State	Stone Mountain, Ga.	D1b-'19
25W	Thompson	Chris	RB	5-8	195	10/20/1990	6	Florida State	Madison, Fla.	D5a-'13
60	Wallace	Brian	T	6-6	315	2/3/1996	R	Arkansas	Florissant, Mo.	FA-'19
5	Way	Tress	P	6-1	220	4/18/1990	6	Oklahoma	Tulsa, Okla.	W [CHI]-'14
38W	Wellman	Elijah	FB	6-2	245	9/20/1994	1	West Virginia	Huntington, W. Va.	FA-'18
64	Wicker	JoJo	DT	6-2	315	6/9/1996	1	Arizona State	Long Beach, Calif.	FA-'18
71	Williams	Trent	T	6-5	320	7/19/1988	10	Oklahoma	Longview, Texas	D1-'10
6	Woodrum	Josh	QB	6-3	230	11/7/1992	1	Liberty	Roanoke, Va.	FA-'19

**Reserve/Injured

2019 COACHING STAFF

Jay Gruden	Head Coach
Bill Callahan	Asst. Head Coach/Offensive Line
Kevin O'Connell	Offensive Coordinator
Nate Kaczor	Special Teams Coordinator
Greg Manusky	Defensive Coordinator
Matt Cavanaugh	Senior Offensive Assistant
Chad Englehart	Head Strength & Conditioning
Ray Horton	Defensive Backs
Chad Grimm	Outside Linebackers
Ike Hilliard	Wide Receivers
Randy Jordan	Running Backs
Paul Kelly	Director of Football Operations
Cannon Matthews	Defensive Quality Control
Bret Munsey	Asst. Special Teams
Kavan Latham	Asst. Strength & Conditioning
Chris O'Hara	Offensive Quality Control
Rob Ryan	Inside Linebackers
Brian Angelichio	Tight Ends
Phil Rauscher	Asst. Offensive Line
Jake Sankal	Asst. Strength & Conditioning/Nutritionist
James Rowe	Asst. Defensive Backs
Jim Tomsula	Defensive Line
Kyshoen Jarrett	Defensive Quality Control

2019 ROSTER

NUMERICAL ROSTER (AGES AS OF JULY 1)

NO.	FIRST	LAST	POS	HT	WT	AGE	EXP.	COLLEGE	HS HOMETOWN	HOW ACQ.
3	Dustin	Hopkins	K	6-2	205	28	6	Florida State	Houston, Texas	FA-'15
5	Tress	Way	P	6-1	220	29	6	Oklahoma	Tulsa, Okla.	W (CHI)-'14
6	Josh	Woodrum	QB	6-3	230	26	1	Liberty	Roanoke, Va.	FA-'19
7	Dwayne	Haskins Jr.	QB	6-4	230	22	R	Ohio State	Potomac, Md.	D1a-'19
8	Case	Keenum	QB	6-1	215	31	7	Houston	Brownwood, Texas	T (DEN)-'19
10	Paul	Richardson Jr.	WR	6-0	180	27	6	Colorado	Gardena, Calif.	UFA (SEA)-'18
11	Alex	Smith	QB	6-4	215	35	15	Utah	La Mesa, Calif.	T (KC)-'18
12	Colt	McCoy	QB	6-1	212	32	10	Texas	Tuscola, Texas	UFA (SF)-'14
13	Kelvin	Harmon	WR	6-2	215	22	R	North Carolina State	Palmira, N.J.	D6-'19
14	Trey	Quinn	WR	6-0	200	23	2	SMU	Lake Charles, La.	D7b-'18
15	Steven	Sims Jr	WR	5-10	190	22	R	Kansas	Houston, Texas	CFA-'19
16	Jehu	Chesson	WR	6-2	205	25	3	Michigan	St. Louis, Mo.	FA-'18
17	Terry	McLaurin	WR	6-0	210	23	R	Ohio State	Indianapolis, Ind.	D3-'19
18	Josh	Doctson	WR	6-2	205	26	4	TCU	Mansfield, Texas	D1-'16
19	Robert	Davis	WR	6-3	210	24	2	Georgia State	Warner Robins, Ga.	D6b-'17
20	Landon	Collins	S	6-0	218	25	5	Alabama	New Orleans, La.	UFA (NYG)-'19
22W	Craig	Reynolds	RB	5-11	225	23	R	Kutztown	Willow Grove, Pa.	CFA-'19
22R	Deshazor	Everett	S	6-0	203	27	5	Texas A&M	DeRidder, La.	FA-'15
23R	Quinton	Dunbar	CB	6-2	202	26	5	Florida	Miami, Fla.	CFA-'15
23W	Bryce	Love	RB	5-9	205	21	R	Stanford	Wake Forest, N.C.	D4a-'19
24	Josh	Norman	CB	6-0	200	31	8	Coastal Carolina	Greenwood, S.C.	UFA (CAR)-'16
25R	Jimmy	Moreland	CB	5-11	182	23	R	James Madison	Royal Palm Beach, Fla.	D7a-'19
25W	Chris	Thompson	RB	5-8	195	28	6	Florida State	Madison, Fla.	D5a-'13
26	Adrian	Peterson	RB	6-1	220	34	13	Oklahoma	Palestine, Texas	FA-'18
29	Derrius	Guice	RB	5-11	225	22	2	LSU	Baton Rouge, La.	D2-'18
30	Troy	Apke	S	6-1	205	24	2	Penn State	Pittsburgh, Pa.	D4-'18
31	Fabian	Moreau	CB	6-0	204	25	3	UCLA	Davie, Fla.	D3-'17
32W	Samaje	Perine	RB	5-11	240	23	3	Oklahoma	Pflugerville, Texas	D4a-'17
32R	JoJo	McIntosh	S	6-1	205	23	R	Washington	Canyon Country, Calif.	CFA-'19
34R	Ashton	Lampkin	CB	6-0	190	24	2	Oklahoma State	Oklahoma City, Okla.	FA-'19
34W	Byron	Marshall	RB	5-9	215	25	3	Oregon	San Jose, Calif.	PS (PHI)-'17
35	Montae	Nicholson	S	6-2	212	23	3	Michigan State	Monroeville, Pa.	D4b-'17
36	Adonis	Alexander	CB	6-3	205	22	2	Virginia Tech	Charlotte, N.C.	SD6-'18
37	Greg	Stroman	CB	6-0	182	23	2	Virginia Tech	Manassas, Va.	D7a-'18
38R	Deion	Harris	CB	6-3	205	23	R	North Dakota	Hibbing, Minn.	CFA-'19
38W	Elijah	Wellman	FB	6-2	245	24	1	West Virginia	Huntington, W.Va.	FA-'18
39	Jeremy	Reaves	S	5-11	200	22	1	South Alabama	Pensacola, Fla.	FA-'18
40	Josh	Harvey-Clemons	LB	6-4	245	25	3	Louisville	Valdosta, Ga.	D7a-'17
41R	Danny	Johnson	CB	5-9	190	23	2	Southern	Jackson, La.	CFA-'18
41W	Matt	Flanagan	TE	6-6	265	24	1	Pittsburgh	Mendham, N.J.	CFA-'18
45	Dominique	Rodgers-Cromartie	CB	6-2	205	33	12	Tennessee State	Bradenton, Fla.	FA-'19
46R	Marcus	Smith II	LB	6-3	257	27	5	Louisville	Columbus, Ga.	FA-'18
46W	Donald	Parham Jr.	TE	6-8	255	21	R	Stetson	Lakeland, Fla.	FA-'19
47	Andrew	Ankrah	LB	6-4	252	22	1	James Madison	Gaithersburg, Md.	FA-'19
48	B.J.	Blunt	LB	6-1	220	24	R	McNeese State	New Orleans, La.	CFA-'19
50	Marquis	Flowers	LB	6-2	250	27	6	Arizona	Phoenix, Ariz.	FA-'18
51	Shaun Dion	Hamilton	LB	6-0	235	23	2	Alabama	Montgomery, Ala.	D6-'18
52	Ryan	Anderson	LB	6-2	255	24	3	Alabama	Daphne, Ala.	D2-'17
53	Jon	Bostic	LB	6-1	245	28	7	Florida	Wellington, Fla.	FA-'19
54	Mason	Foster	LB	6-1	240	30	9	Washington	Seaside, Calif.	FA-'15
55W	Casey	Dunn	C	6-4	307	24	2	Auburn	Trussville, Ala.	CFA-'18
55R	Andrew	East	LS	6-2	235	27	1	Vanderbilt	Indianapolis, Ind.	FA-'18
56	Reuben	Foster**	LB	6-1	235	25	3	Alabama	Auburn, Ala.	W (SF)-'18

2019 ROSTER

NUMERICAL ROSTER (CONT.)

NO.	FIRST	LAST	POS	HT	WT	AGE	EXP.	COLLEGE	HS HOMETOWN	HOW ACQ.
57R	Cole	Holcomb	LB	6-1	240	22	R	North Carolina	New Smyrna Beach, Fla.	D5b-'19
57W	Nick	Sundberg	LS	6-1	245	31	10	California	Phoenix, Ariz.	FA-'10
58	Cassanova	McKinzy	LB	6-3	252	26	2	Auburn	Birmingham, Ala.	UFA (TB)-'16
60	Brian	Wallace	T	6-6	315	23	R	Arkansas	Florissant, Mo.	FA-'19
61	Timon	Parris	T	6-6	320	23	1	Stony Brook	Floral Park, N.Y.	CFA-'18
62R	Ryan	Bee	LB	6-7	280	23	R	Marshall	Ashland, Ohio	CFA-'19
62W	Blake	Hance	T	6-5	310	23	R	Northwestern	Jacksonville, Ill.	CFA-'19
63	Jerald	Foster	G	6-3	305	23	R	Nebraska	Lincoln, Neb.	CFA-'19
64	JoJo	Wicker	DL	6-2	315	23	1	Arizona State	Long Beach, Calif.	FA-'18
66	Tony	Bergstrom	OL	6-5	310	32	8	Utah	Salt Lake City, Utah	FA-'17
67	Zac	Kerin	G	6-4	305	27	5	Toledo	Delaware, Ohio	FA-'18
68	Tyler	Catalina	G	6-6	315	26	3	Georgia	Holden, Mass.	CFA-'17
71	Trent	Williams	T	6-5	320	30	10	Oklahoma	Longview, Texas	D1-'10
72	Ross	Pierschbacher	C	6-4	315	24	R	Alabama	Cedar Falls, Iowa	D5a-'19
73	Chase	Roullier	C	6-4	312	25	3	Wyoming	Burnsville, Minn.	D6a-'17
74	Geron	Christian Sr.	T	6-6	315	22	2	Louisville	Ocala, Fla.	D3-'18
75	Brandon	Scherff	G	6-5	315	27	5	Iowa	Denison, Iowa	D1-'15
76	Morgan	Moses	T	6-6	330	28	6	Virginia	North Chesterfield, Va.	D3a-'14
77	Ereck	Flowers Sr.	T	6-6	330	25	5	Miami	Miami, Fla.	FA-'19
78	Wes	Martin	G	6-3	315	23	R	Indiana	West Milton, Ohio	D4b-'19
82	J.P.	Holtz	TE	6-3	255	25	1	Pittsburgh	Pittsburgh, Pa.	FA-'18
83	Brian	Quick	WR	6-3	215	30	8	Appalachian State	Columbia, S.C.	FA-'19
84	Darvin	Kidsy Jr.	WR	6-0	190	24	1	Texas Southern	Missouri City, Texas	CFA-'18
85	Vernon	Davis	TE	6-3	248	35	14	Maryland	Washington, D.C.	UFA (DEN)-'16
86	Jordan	Reed	TE	6-2	242	29	7	Florida	New London, Conn.	D3-'13
87	Jeremy	Sprinkle	TE	6-5	255	24	3	Arkansas	White Hall, Ark.	D5-'17
88	T.J.	Rahming	WR	5-10	165	22	R	Duke	Powder Springs, Ga.	CFA-'19
89	Cam	Sims	WR	6-5	220	23	2	Alabama	Monroe, La.	CFA-'18
90	Montez	Sweat	LB	6-6	262	22	R	Mississippi State	Stone Mountain, Ga.	D1b-'19
91	Ryan	Kerrigan	LB	6-4	265	30	9	Purdue	Muncie, Ind.	D1-'11
92	Austin	Maloata	DL	6-1	305	23	R	Austin Peay	Corona, Calif.	CFA-'19
93	Jonathan	Allen	DL	6-3	300	24	3	Alabama	Ashburn, Va.	D1-'17
94	Daron	Payne	DL	6-3	320	22	2	Alabama	Irondale, Ala.	D1-'18
95	Jordan	Brailford	LB	6-3	252	23	R	Oklahoma State	Tulsa, Okla.	D7b-'19
96	Bonner	Jonathan	DL	6-4	295	23	R	Notre Dame	Chesterfield, Mo.	CFA-'19
97	Tim	Settle	DL	6-3	308	21	2	Virginia Tech	Manassas, Va.	D5-'18
98	Matt	Ioannidis	DL	6-3	310	25	4	Temple	Flemington, N.J.	D5-'16
99	Caleb	Brantley	DL	6-2	305	24	3	Florida	Crescent City, Fla.	FA-'18

**Reserve/Injured

PRONUNCIATION GUIDE

Troy Apke..... app-KEY
 Andrew Ankrach..... ank-RUK
 Geron Christian Sr..... JARE-en
 Josh Doctson..... DOCK-sun
 Deshazor Everett..... de-SHAY-zor
 Derrius Guice..... GICE (rhymes with 'Dice')
 Shaun Dion Hamilton..... Shawn DEE-on
 Matt Ioannidis..... eye-an-NYE-dis
 Austin Maloata..... MAH-lo-AH-tah
 Timon Parris..... tih-moan
 Terry McLaurin..... MICK-law-REN
 Donald Parham..... PAR-um
 Daron Payne..... duh-RON
 Samaje Perine..... sah-MAH-jay / PEE-rhine

Ross Pierschbacher..... Peersh-BAY-ker
 T.J. Rahming Jr..... RA-ming
 Chase Roullier..... ROO-lee-ay
 Brandon Scherff..... SCHER-fff

COACHING STAFF

Brian Angelichio..... an-juh-LEEK-o
 Nate Kaczor..... Kat-SIR
 Kavan Latham..... kuh-VON
 Greg Manusky..... man-US-key
 Jim Tomsula..... tom-SOO-luh

2019 ROSTER

HOW THE REDSKINS WERE BUILT

YEAR	DRAFT/CFA	FREE AGENT	TRADE	WAIVERS	PRACTICE SQUAD
	56	30	2	2	1
2010	T Trent Williams (1)	LS Nick Sundberg			
2011	LB Ryan Kerrigan (1)				
2013	TE Jordan Reed (3)				
	RB Chris Thompson (5a)				
2014	T Morgan Moses (3a)	QB Colt McCoy (UFA - SF)		P Tress Way (CHI)	
2015	G Brandon Scherff (1)	S Deshaun Everett			
	CB Quinton Dunbar (CFA)	K Dustin Hopkins			
2016	WR Josh Doctson (1)	TE Vernon Davis (UFA - DEN)			
	DL Matt Ioannidis (5)	LB Mason Foster			
		CB Josh Norman (UFA - CAR)			
2017	DL Jonathan Allen (1)				RB Byron Marshall (PHI)
	LB Ryan Anderson (2)				
	CB Fabian Moreau (3)				
	RB Samaje Perine (4a)				
	S Montae Nicholson (4b)				
	TE Jeremy Sprinkle (5)				
	C Chase Roullier (6a)				
	WR Robert Davis (6b)				
	LB Josh Harvey-Clemons (7a)				
	G Tyler Catalina (CFA)				
2018	DL Daron Payne (1)	DL Caleb Brantley	QB Alex Smith (KC)	Reuben Foster (SF)	
	RB Derrius Guice (2)	WR Jehu Chesson			
	T Geron Christian Sr. (3)	LS Andrew East			
	S Troy Apke (4)	LB Marquis Flowers			
	DL Tim Settle (5)	TE J.P. Holtz			
	LB Shaun Dion Hamilton (6)	G Zac Kerin			
	CB Greg Stroman (7a)	LB Cassanova McKinzy			
	WR Trey Quinn (7b)	S Jeremy Reaves			
	C Casey Dunn (CFA)	WR Paul Richardson Jr. (UFA - SEA)			
	TE Matt Flanagan (CFA)	LB Marcus Smith II			
	CB Danny Johnson (CFA)	FB Elijah Wellman			
	WR Darvin Kidsy (CFA)	DL JoJo Wicker			
	T Timon Parris (CFA)				
	WR Cam Sims (CFA)				
	CB Adonis Alexander (S6)				
2019	QB Dwayne Haskins (1a)	LB Andrew Ankrah	QB Case Keenum (DEN)		
	LB Montez Sweat (1b)	OL Tony Bergstrom			
	WR Terry McLaurin (3)	LB Jon Bostic			
	RB Bryce Love (4a)	S Landon Collins (UFA - NYG)			
	G Wes Martin (4b)	T Ereck Flowers Sr.			
	C Ross Pierschbacher (5a)	DB Ashton Lampkin			
	LB Cole Holcomb (5b)	TE Donald Parham Jr.			
	WR Kelvin Harmon (6)	RB Adrian Peterson			
	CB Jimmy Moreland (7a)	DB Dominique Rodgers-Cromartie			
	LB Jordan Brailford (7b)	WR Brian Quick			
	DE Ryan Bee (CFA)	QB Josh Woodrum			
	LB B.J. Blunt (CFA)				
	DE Jonathan Bonner (CFA)				
	G Jerald Foster (CFA)				
	T Blake Hance (CFA)				
	DB Deion Harris (CFA)				
	DL Austin Maloata (CFA)				
	S JoJo McIntosh (CFA)				
	WR T.J. Rahming (CFA)				
	RB Craig Reynolds (CFA)				
	WR Steven Sims Jr. (CFA)				
	T Brian Wallace (CFA)				

2018 IN REVIEW

2018 IN REVIEW

2018 STATISTICS

Date	W/L	Score	Location	Opponent	Points
Sept. 9	W	24-6	at Arizona	61,613	
Sept. 16	L	9-21	Indianapolis	57,013	
Sept. 23	W	31-17	Green Bay	59,827	
Oct. 8	L	19-43	at New Orleans	73,028	
Oct. 14	W	23-17	Carolina	60,482	
Oct. 21	W	20-17	Dallas	66,301	
Oct. 28	W	20-13	at N.Y. Giants	77,537	
Nov. 4	L	14-38	Atlanta	62,386	
Nov. 11	W	16-3	at Tampa Bay	52,667	
Nov. 18	L	21-23	Houston	61,593	
Nov. 22	L	23-31	at Dallas	92,076	
Dec. 3	L	13-28	at Philadelphia	69,696	
Dec. 9	L	16-40	N.Y. Giants	57,437	
Dec. 16	W	16-13	at Jacksonville	67,577	
Dec. 22	L	16-25	at Tennessee	60,746	
Dec. 30	L	0-24	Philadelphia	63,188	

	REDSKINS	Opponents
TOTAL FIRST DOWNS	280	330
Rushing	96	109
Passing	156	197
Penalty	28	24
3rd Down: Made/Att	75/206	86/196
3rd Down Pct.	36.4	43.9
4th Down: Made/Att	10/18	5/13
4th Down Pct.	55.6	38.5
POSSESSION AVG.	29:38	30:22
TOTAL NET YARDS	4795	5654
Avg. Per Game	299.7	353.4
Total Plays	967	996
Avg. Per Play	5.0	5.7
NET YARDS RUSHING	1774	1860
Avg. Per Game	110.9	116.3
Total Rushes	414	413
NET YARDS PASSING	3021	3794
Avg. Per Game	188.8	237.1
Sacked/Yards Lost	44/266	46/297
Gross Yards	4093	3692
Attempts/Completions	509/311	537/362
Completion Pct.	61.1	67.4
Had Intercepted	15	15
PUNTS/AVERAGE	79/45.3	58/45.9
NET PUNTING AVG.	41.5	42.2
PENALTIES/YARDS	115/1008	102/791
FUMBLES/BALL LOST	18/4	24/11
TOUCHDOWNS	29	43
Rushing	12	12
Passing	16	27
Returns	1	4

	Q1	Q2	Q3	Q4	OT	PTS
REDSKINS	54	95	35	97	0	281
Opponents	60	134	61	104	0	359

	TD	Ru	Pa	Rt	PAT	FG	2-Pt.	TP
D.Hopkins	0	0	0	0	25/26	26/29	0	103
A.Peterson	8	7	1	0	0/0	0/0	0	48
K.Bibbs	4	3	1	0	0/0	0/0	0	24
V.Davis	2	0	2	0	0/0	0/0	1	14
J.Crowder	2	0	2	0	0/0	0/0	0	12
J.Doctson	2	0	2	0	0/0	0/0	0	12
J.Reed	2	0	2	0	0/0	0/0	0	12
P.Richardson	2	0	2	0	0/0	0/0	0	12
M.Floyd	1	0	1	0	0/0	0/0	1	8
J.Johnson	1	1	0	0	0/0	0/0	0/0	6
T.Quinn	1	0	1	0	0/0	0/0	0/0	6
A.Smith	1	1	0	0	0/0	0/0	0	6
P.Smith	1	0	0	1	0/0	0/0	0	6
J.Sprinkle	1	0	1	0	0/0	0/0	0	6
C.Thompson	1	0	1	0	0/0	0/0	0	6
REDSKINS	29	12	16	1	25/26	26/29	0	281
Opponents	43	12	27	4	34/38	21/26	2	359

	1-19	20-29	30-39	40-49	50+
D.Hopkins	0/0	5/5	7/7	10/12	4/5
REDSKINS	0/0	5/5	7/7	10/12	4/5
Opponents	0/0	5/5	8/9	7/10	1/2

	No.	Yards	Avg.	Lg	TD
RUSHING					
A.Peterson	251	1042	4.2	90t	7
C.Thompson	43	178	4.1	16	0
A.Smith	41	168	4.1	22	1
J.Johnson	23	120	5.2	16	1
K.Bibbs	20	101	5.1	15	3
C.McCoy	10	63	6.3	15	0
S.Perine	8	32	4.0	11	0
J.Crowder	4	30	7.5	25	0
M.Harris	2	10	5.0	6	0
B.Marshall	3	9	3.0	4	0
P.Richardson	2	9	4.5	7	0
R.Kelley	4	8	2.0	6	0
M.Sanchez	1	0	0.0	8	0
T.Quinn	1	0	0.0	0	0
J.Chesson	1	-4	-4.0	-4	0
REDSKINS	414	1774	4.3	90t	12
Opponents	413	1860	4.5	78t	12

	No.	Yards	Avg.	Lg	TD
RECEIVING					
J.Reed	54	558	10.3	34	2
J.Doctson	44	532	12.1	32	2
C.Thompson	41	268	6.5	23	1
J.Crowder	29	388	13.4	79t	2
M.Harris	28	304	10.9	42	0
V.Davis	25	367	14.7	53t	2
P.Richardson	20	262	13.1	46t	2
A.Peterson	20	208	10.4	52	1
K.Bibbs	13	102	7.8	23t	1
M.Floyd	10	100	10.0	20	1
T.Quinn	9	75	8.3	15	1
J.Sprinkle	5	41	8.2	15	1
B.Marshall	4	30	7.5	17	0
B.Quick	3	18	6.0	6	0
S.Perine	3	5	1.7	8	0
M.Flanagan	1	14	14.0	14	0
D.Kidsy	1	8	8.0	8	0
J.Chesson	1	7	7.0	7	0
REDSKINS	311	3287	10.6	79t	16
Opponents	362	4091	11.3	90t	27

	No.	Yards	Avg.	Lg	TD
INTERCEPTIONS					
D.Swearinger	4	33	8.3	22	0
J.Norman	3	79	26.3	40	0
Q.Dunbar	2	21	10.5	24	0
M.Foster	2	4	2.0	4	0
D.Everett	1	24	24.0	24	0
G.Stroman	1	23	23.0	23	0
F.Moreau	1	16	16.0	16	0
P.Smith	1	3	3.0	3	0
REDSKINS	15	203	13.5	40	0
Opponents	15	316	21.1	101t	3

	No.	Yards	Avg.	Net	TB	In	Lg	Bk
PUNTING								
T.Way	79	3581	45.3	41.5	0	41	63	0
REDSKINS	79	3581	45.3	41.5	0	41	63	0
Opponents	58	2660	45.9	42.2	5	22	72	0

	Ret	FC	Yards	Avg.	Lg	TD
PUNT RETURNS						
G.Stroman	8	13	27	3.4	10	0
T.Quinn	4	4	52	13.0	30	0
M.Harris	3	3	11	3.7	6	0
J.Crowder	2	3	20	10.0	11	0
REDSKINS	17	23	110	6.5	30	0
Opponents	31	26	303	9.8	74t	1

	No.	Yards	Avg.	Lg	TD
KICKOFF RETURNS					
D.Johnson	12	283	23.6	44	0
B.Marshall	6	114	19.0	28	0
G.Stroman	6	110	18.3	23	0
K.Bibbs	3	57	19.0	20	0
J.Sprinkle	1	6	6.0	6	0
C.Thompson	1	0	0.0	0	0
REDSKINS	29	570	19.7	44	0
Opponents	13	295	22.7	31	0

NOTABLE Record [Finish]: 7-9 (3rd NFC East)

	Att	Comp	Yds	Cmp%	Yds/Att	TD	TD%	Int	Int%	Long	Sack/Lost	Rating
PASSING												
A. Smith	328	205	2180	62.5	6.65	10	3.0	5	1.5	52	22/121	85.7
J. Johnson	91	52	590	57.1	6.48	3	3.3	4	4.4	79t	9/67	69.4
McCoy	54	34	372	63.0	6.89	3	5.6	3	5.6	53t	6/36	78.6
Sanchez	35	19	138	54.3	3.94	0	0.0	3	8.6	20	7/42	28.0
Way	1	1	7	100.0	7.00	0	0.0	0	0.0	7	0/0	95.8
REDSKINS	509	311	3287	61.1	6.46	16	3.1	15	2.9	79t	44/266	78.1
OPPDENTS	537	362	4091	67.4	7.62	27	5.0	15	2.8	90t	46/297	95.1

2018 IN REVIEW

2018 DEFENSIVE STATISTICS (ACCORDING TO COACHES' FILM REVIEW)

Player	Tack.	Solo	Asst.	TFL	Sacks	Yds	QB/P/H	Ints	Yds	PD	FF	FR	Safeties	TDs
Mason Foster	168	103	65	3	1	7	6/4	2	4	2	0	2	0	0
Zach Brown	114	76	38	10	1	5	1/1	0	0	3	2	0	0	0
Jonathan Allen	96	66	30	13	8	61	44/24	0	0	0	0	0	0	0
Daron Payne	90	63	27	10.5	5	28	30/11	0	0	3	1	1	0	0
Josh Norman	72	49	23	0	0	0	0/0	3	79	15	2	1	0	0
DJ Swearinger	64	52	12	3	2	12	2/1	4	34	14	3	1	0	0
Ha Ha Clinton-Dix	62	54	8	1	0	0	0/0	0	0	4	1	1	0	0
Preston Smith	57.5	39	18.5	11.5	4	32.5	57/26	1	3	4	0	1	0	0
Fabian Moreau	51	37	14	1	0	0	0/0	1	16	13	3	0	0	0
Matt Ioannidis	49	29	20	8.5	7.5	40	45/24	0	0	0	1	1	0	0
Ryan Kerrigan	48.5	37	11.5	18	13	96.5	66/27	0	0	0	3	0	0	0
Montae Nicholson	44	38	6	0	0	0	0/1	0	0	5	0	0	0	0
Quinton Dunbar	40	34	6	0	0	0	0/0	2	21	12	0	0	0	0
Greg Stroman	39	32	7	0	0	0	0/0	1	39	5	1	0	0	0
Shaun Dion Hamilton	25	19	6	2	1.5	7	2/2	0	0	0	0	0	0	0
Josh Harvey-Clemons	25	18	7	3	1	7	4/1	0	0	5	0	0	0	0
Deshazor Everett	19	13	6	2	0	0	0/0	1	24	2	0	0	0	0
Ryan Anderson	18	12	6	5.5	2	4	10/5	0	0	0	1	0	0	0
Stacy McGee	13	9	4	2	1	3	2/2	0	0	0	0	0	0	0
Pernell McPhee	13	8	5	3	0	0	17/7	0	0	2	0	0	0	0
Tim Settle	11	7	4	1	0	0	6/4	0	0	0	0	0	0	0
Danny Johnson	8	8	0	0	0	0	0/0	0	0	1	0	0	0	0
Ziggy Hood	6	3	3	0	0	0	0/0	0	0	0	0	0	0	0
Joshua Holsey	4	2	2	0	0	0	0/0	0	0	1	0	0	0	0
Zach Vigil	3	3	0	0	0	0	0/0	0	0	0	0	0	0	0
Caleb Brantley	1	1	0	0	0	0	0/0	0	0	0	0	0	0	0
Cassanova McKinzy	1	1	0	1	0	0	3/1	0	0	1	1	0	0	0
TOTALS	1142	813	329	99	47	303	295/282	15	220	92	19	8	0	0

2018 STARTERS

Offense: T Morgan Moses (16), RB Adrian Peterson (16), C Chase Roullier (16), T Trent Williams (13), WR Josh Doctson (12), QB Alex Smith (10), TE Jeremy Sprinkle (9), G/C Tony Bergstrom (8), TE Vernon Davis (8), TE Jordan Reed (8), G Brandon Scherff (8), WR Jamison Crowder (7), WR Maurice Harris (7), G Shawn Lauvao (5), T Ty Nsekhe (5), G Jonathan Cooper (4), WR Paul Richardson (4), G Luke Bowanko (3), WR Michael Floyd (3), QB Josh Johnson (3), WR Brian Quick (3), QB Colt McCoy (2), WR Trey Quinn (2), TE Matt Flanagan (1), G Austin Howard (1), G Zac Kerin (1), QB Mark Sanchez (1),

Defense: DL Jonathan Allen (16), LB Mason Foster (16), LB Ryan Kerrigan (16), CB Josh Norman (16), LB Preston Smith (16), S D.J. Swearinger (15), LB Zach Brown (12), CB Fabian Moreau (10), Ha Ha Clinton-Dix (9), DL Matt Ioannidis (9), S Montae Nicholson (7), CB Quinton Dunbar (6), S Deshazor Everett (3), CB Greg Stroman (3), CB Danny Johnson (1), DL Stacy McGee (1)

2018 IN REVIEW

Sept. 9, 2018

GAME 1

State Farm Stadium (Glendale, Ariz.)

REDSKINS 24, CARDINALS 6

GLENDALE, Ariz. - Alex Smith looked like his old self. So did Adrian Peterson. When the 34-year-old Smith wasn't carving up the Arizona defense, the 33-year-old Peterson was running through it. The result was a 24-6 Washington victory on Sunday, coach Jay Gruden's first win in a season opener in five tries, and it was even more dominant than the final score would indicate. Smith and Peterson were playing their first game as Redskins and the two veterans made an impact from the start. Smith, acquired from Kansas City in the off-season to replace Kirk Cousins, completed 21 of 30 passes without an interception and had TD throws of 13 yards to Chris Thompson and 4 yards to Jordan Reed. Peterson rushed for 96 yards on 26 carries, including a 1-yard touchdown run.

Peterson, who played for Arizona a year ago and signed with Washington as a free agent on Aug. 20, finished his day with a 52-yard reception, but fumbled at the end of the play. The Redskins outgained the Cardinals 429-213 and had 30 first downs to Arizona's 14 and it was even more one-sided before the Cardinals showed some life late in the game. Washington rushed for 182 yards to Arizona's 68. Arizona avoided a shutout when David Johnson ran 2 yards for a touchdown with 5:47 to play. Johnson, who signed a three-year, \$39 million contract extension with Arizona on Saturday night with \$30 million guaranteed, carried nine times for 37 yards and caught five passes for 30 yards.

Sam Bradford, in his debut as Cardinals quarterback, was 20 of 34 for 153 yards and was intercepted once. The Redskins manhandled the Arizona defense in a dominant first half to lead 21-0 at the break. And the Arizona team under the new coaching regime was booed roundly as it left the field. The statistics were stunningly one-sided through the first two quarters: 261 yards for the Redskins to 36 yards for the Cardinals.

Smith completed 17 of 20 passes for 171 yards and two touchdowns. Bradford, meanwhile, was 3 of 7 for 11 yards. Washington had the ball for 22 minutes, 57 seconds to the Cardinals' 7:03. Arizona got two first downs on its first possession and went three-and-out the only other two times it had the ball in the first half. Washington, meanwhile, had touchdown drives of 80, 73 and 92 yards behind a powerful rushing game and the efficient management of Smith.

The first scoring drive went 80 yards in 11 plays, Smith went 13 yards to Thompson on the first play of the second quarter for the score. After Arizona's first three-and-out, Washington used up 9:06 in a 15-play, 73-yard drive, Peterson plowing in from the 1-yard line to make it 14-0. The Cardinals went nowhere again and the Redskins took advantage of their last chance of the half. Smith completed 7 of 7 passes for 77 yards in a 10-play, 92-yard drive. Smith threw 4 yards to Reed for the touchdown and it was 21-0 with 8 seconds left in the half.

TEAM	QTR	TIME	SCORING PLAY	DRIVE	PHI	WAS
WAS	2	14:54	C.Thompson 13 yd. pass from A.Smith (D.Hopkins kick)	11-80, 5:53	7	0
WAS	2	4:10	A.Peterson 1 yd. run (D.Hopkins kick)	15-73, 9:06	14	0
WAS	2	0:08	J.Reed 4 yd. pass from A.Smith (D.Hopkins kick)	10-92, 3:11	21	0
WAS	4	12:13	D.Hopkins 31 yd. Field Goal	10-63, 4:42	24	0
ARI	4	5:47	D.Johnson 2 yd. run (pass failed)	13-75, 6:26	24	6

PASSING

WAS: A. Smith 21-30 255, 2 TD
ARI: S. Bradford 20-34 153, 1 INT

RUSHING

WAS: A. Peterson 26-96, 1 TD, C.Thompson 5-65, A. Smith 8-14, R. Kelley 3-7
ARI: D. Johnson 9-37 1 TD, C. Edmonds 4-24, S. Bradford 2-7

RECEIVING

WAS: C.Thompson 6-63, 1 TD, J. Reed 4-48, 1 TD, P. Richardson 4-22, J. Crowder 3-32, A. Peterson 2-70, J. Doctson 1-11, V. Davis 1-9
ARI: L. Fitzgerald 7-76, D. Johnson 5-30, C. Edmonds 4-24, R. Seals-Jones 3-19, C. Kirk 1-4, C. Williams 0-0

PUNT RETURNS

WAS: T. Quinn 2-12
ARI: C. Kirk 2-44

KICKOFF RETURNS

WAS: D. Johnson 1-24
ARI: None

SACKS

WAS: R. Anderson 1-4, M. Ioannidis 1-4
ARI: R. Nkemdiche 1-1, C. Jones 1-7, P. Peterson 1-0

INTERCEPTIONS

WAS: Q. Dunbar 1-0
ARI: None

2018 IN REVIEW

Sept. 16, 2018

GAME 2

FedExField (Landover, Md.)

COLTS 21, REDSKINS 9

LANDOVER, Md. -- Andrew Luck could recall a critical error the Indianapolis Colts made on almost every possession, some he made.

When it mattered most, he was almost perfect. Luck shook off two interceptions and capped a methodical drive with his second touchdown of the game to help the Colts beat the Washington Redskins 21-9 Sunday and pick up their first victory of the season.

Luck was 21 of 31 for 179 yards and had a TD pass in a 25th consecutive game, the longest active streak in the NFL. He was 7 of 8 for 62 yards on a 13-play, 75-yard drive that culminated in a Luck-to-T.Y. Hilton score that put Indianapolis (1-1) up 21-9 early in the fourth quarter.

"When we needed to, we put a drive together and got points," Luck said. "On the longer drive where we ended up with a touchdown, everybody, we all just did our jobs and we did them well."

Executing first-year coach Frank Reich's creative play-calling scheme, Luck also found Eric Ebron for a touchdown on the game's opening drive. The balanced offensive attack with 27 rushing and 31 passing attempts kept the Redskins' defense off balance and allowed Luck to pick apart a secondary that struggled in coverage and tackling.

The Colts avoided starting 0-2 for the first time since 2013.

"We felt like we let one slip last week," Hilton said. "In the third quarter we kind of went back to our ways and then we picked it up in the fourth quarter and got it going."

After putting up a Week 1-best 182 rushing yards, the Redskins (1-1) put up just 65 yards on 22 carries. Adrian Peterson was limited to 20 yards on 11 carries, and receiver Jamison Crowder was actually Washington's leading rusher with 29 yards on two sweep plays.

Dropped balls and shoddy offensive line play hampered QB Alex Smith on a day he was 33 of 46 for 292 yards.

"Our running game suffered and we were pretty much one-dimensional," coach Jay Gruden said. "We didn't have a very good run plan. ... Didn't give (Peterson) any good looks."

TEAM	QTR	TIME	SCORING PLAY	DRIVE	IND	WAS
IND	1	9:25	E.Ebron 7 yd. pass from A.Luck (A.Vinatieri kick)	(11-75, 5:35)	7	0
WAS	2	11:12	D.Hopkins 49 yd. Field Goal	(5-27, 1:57)	7	3
IND	2	6:51	N.Hines 8 yd. run (A.Vinatieri kick)	(8-75, 4:21)	14	3
WAS	3	5:40	D.Hopkins 27 yd. Field Goal	(7-20, 3:37)	14	6
WAS	4	13:28	D.Hopkins 49 yd. Field Goal	(11-42, 6:07)	14	9
IND	4	7:32	T.Hilton 3 yd. pass from A.Luck (A.Vinatieri kick)	(13-75, 5:56)	21	9

PASSING

WAS: A. Smith 33-46, 292

IND: A. Luck 21-31, 179, 2 TD, 2 INT

RUSHING

WAS: J. Crowder 2-29, A. Peterson 11-20, A. Smith 4-14, C. Thompson 4-1, R. Kelley 1-1

IND: J. Wilkins 10-61, M. Mack 10-34, N. Hines 4-7 1 TD, A Luck 4-2

RECEIVING

WAS: C.Thompson 13-92, J. Reed 6-55, P. Richardson 4-63, J. Doctson 4-37, A. Peterson 3-30, J. Crowder 2-8, V. Davis 1-7

IND: T. Hilton 7-83 1 TD, E. Ebron 3-26 1 TD, C. Rogers 3-17, R. Grant 2-30, J. Doyle 2-20, J. Wilkins 2-3. M. Mack 1-2,

PUNT RETURNS

WAS: G. Stroman 1-6

IND: None

KICKOFF RETURNS

WAS: G. Stroman 1-16

IND: Z. Pascal 1-19

SACKS

WAS: M. Ioannidis 1-2

IND: D. Leonard, 1-10, J. Sheard 1-7, J. Ward 1-6

INTERCEPTIONS

WAS: D. Swearingin 2-11

IND: None

2018 IN REVIEW

Sept. 23, 2018

GAME 3

FedExField (Landover, Md.)

REDSKINS 31, PACKERS 17

LANDOVER, Md. -- Adrian Peterson ran for 120 yards and a pair of 2-yard scores, Alex Smith threw two touchdown passes -- all in the first half Sunday -- and the Washington Redskins held on for a 31-17 victory over a gimpy Aaron Rodgers and the Green Bay Packers, who again had complaints about a roughing-the-passer penalty on Clay Matthews.

On a rainy afternoon, the Redskins (2-1) moved out to leads of 14-0 and, at halftime, 28-10, by putting together TD drives of 74, 75, 79 and 98 yards. Smith connected for TDs of 46 yards to Paul Richardson on the game's fourth play and of 9 to Jamison Crowder in the second quarter.

Peterson, who ran 19 times Sunday, raised his career total to 102 rushing touchdowns, breaking a tie at 100 with Marshall Faulk and Shaun Alexander and moving him alone into seventh place in NFL history behind Emmitt Smith's record of 164. This was Peterson's 52nd game with at least 100 yards on the ground, and first since Nov. 5, 2017, for Arizona against San Francisco.

Playing with a bulky brace on his left knee, which he hurt in Week 1, Rodgers hobbled and limped around, and couldn't do enough to get the Packers (1-1-1) back into the game. He finished 27 for 44 for 265 yards with two TDs -- of 64 yards to Geronimo Allison and 2 yards to Davante Adams -- and was sacked four times.

But Green Bay's receivers had problems with drops, plus Randall Cobb was stripped of the ball by Fabian Moreau -- Josh Norman recovered the fumble -- after a completion with about 5 1/2 minutes remaining in the fourth quarter.

In the third, Packers linebacker Matthews was flagged for roughing Smith -- and there are sure to be more questions about what constitutes a penalty on such plays. Matthews broke in alone on Smith, wrapped him and brought him down. Matthews immediately put his arms up and slapped himself in the helmet as the flag was thrown. Packers coach Mike McCarthy threw down a play-calling sheet and argued with two officials about the call, even chasing one along the sideline as he backpedaled away.

On Sunday, Smith went 12 for 20 for 220 yards. He also had his streak of 156 consecutive passes without an interception, the longest active run in the NFL, end in the second quarter. Safety Ha Ha Clinton-Dix made the pick when tight end Jordan Reed went one way and Smith threw another.

TEAM	QTR	TIME	SCORING PLAY	DRIVE	GB	WAS
WAS	1	12:54	P.Richardson 46 yd. pass from A.Smith [D.Hopkins kick]	[4-75, 2:06]	0	7
WAS	1	2:14	A.Peterson 2 yd. run [D.Hopkins kick]	[10-79, 6:04]	0	14
GB	2	12:52	M.Crosby 41 yd. Field Goal	[9-52, 4:22]	3	14
WAS	2	4:26	J.Crowder 9 yd. pass from A.Smith [D.Hopkins kick]	[8-98, 3:14]	3	21
GB	2	2:15	G.Allison 64 yd. pass from A.Rodgers [M.Crosby kick]	[4-76, 2:11]	10	21
WAS	2	0:21	A.Peterson 2 yd. run [D.Hopkins kick]	[5-74, 1:54]	10	28
GB	3	7:58	D.Adams 2 yd. pass from A.Rodgers [M.Crosby kick]	[15-75, 7:02]	17	28
WAS	4	1:58	D.Hopkins 35 yd. Field Goal	[8-29, 3:25]	17	31

PASSING

WAS: A. Smith 12-20 220, 2 TD

GB: A. Rodgers 27-44, 265, 2 TD, J. Scott 0-1 0

RUSHING

WAS: A. Peterson 19-120, 2 TD, A. Smith 7-20, C. Thompson 6-17, J. Crowder 1-6, K. Bibbs 2-3

GB: A. Jones 6-42, J. Williams 5-29, T. Montgomery 4-16, A. Rodgers 2-13

RECEIVING

WAS: J. Reed 4-65, J. Crowder 4-39, 1 TD, V. Davis 2-70, P. Richardson Jr. 1-46, 1 TD, C. Thompson 1-0

GB: D. Adams 7-52, 1 TD, T. Montgomery 6-49, J. Graham 5-45, R. Cobb 4-22, G. Allison 2-76, 1 TD, J. Williams 2-16, A. Jones 1-5

PUNT RETURNS

WAS: G. Stroman 1-9

GB: R. Cobb 4-29

KICKOFF RETURNS

WAS: G. Stroman 1-18, D. Johnson 1-15

GB: T. Montgomery 1-25

SACKS

WAS: J. Allen 2-14, M. Ioannidis 1-7, D. Payne 1-4

GB: None

INTERCEPTIONS

WAS: None

GB: H. Clinton-Dix 1-1

2018 IN REVIEW

Oct. 8, 2018

GAME 4

Mercedes-Benz Superdome (New Orleans, La.)

SAINTS 43, REDSKINS 19

NEW ORLEANS -- Before Drew Brees could blow kisses to the adoring Superdome crowd, before he could embrace his wife and children on the sideline, the Saints' 39-year-old quarterback had to shred one of the NFL's top pass defenses with ruthless efficiency. And so he did. Brees passed Peyton Manning to become the NFL's all-time leader in yards passing with a 62-yard touchdown to rookie Tre'Quan Smith on Monday night that sent New Orleans on its way to a lopsided 43-19 victory over the mistake-prone Washington Redskins. Brees entered the game needing 201 yards to eclipse Peyton Manning's previous mark of 71,940 yards. He had 250 yards and two touchdowns by halftime and finished 26 of 29 for 363 yards and three touchdowns. He has yet to throw an interception this season. He did, however, make his eighth career reception on his own deflected pass, and pushed across the line of scrimmage to add an extra yard to his career total.

The Saints' Smith, a third-round draft choice last spring, caught two touchdown passes from the 18th-year pro. Brees also hit Smith for a 35-yard score down the right sideline early in the third quarter. Any hope Washington had of coming back was all but snuffed out when Justin Hardee, a special teams regular who was in the game because of Marshon Lattimore's concussion symptoms, snagged Alex Smith's underthrown pass at the Saints' 19-yard line and returned his first career interception to the Washington 4. That set up change-of-pace QB Taysom Hill's 1-yard touchdown run that put the Saints (4-1) up 40-13. Smith completed 23 of 39 passes for 275 yards for the Redskins (2-2). He ran for a short touchdown late in the first half that pulled Washington within 26-13. When Saints began one of their last first-half possessions on their own 38, Brees needed just 35 yards to break the record. On the first play of the drive, Brees launched a pass toward the right sideline to the speedy Smith, who was wide open and easily sprinted away from Nicholson's tackle attempt en route to the end zone.

Running back Mark Ingram, playing in his first game this season after serving a four-game suspension, scored two touchdowns on 2- and 1-yard runs in the first half. He finished with 53 yards rushing and 20 receiving. The Redskins came in allowing fewer than 190 yards passing per game and spoke of doing what they could to prevent Brees from making history. Instead, they helped Brees pile up first-half yards with third-down penalties that extended two touchdown drives. Norman's defensive holding penalty during Brees' incomplete pass sustained the Saints' first scoring drive, capped by Ingram's short touchdown run. In the second quarter, Montae Nicholson's unnecessary roughness penalty for leveling Ingram on Ryan Kerrigan's third-down sack extended a drive that ended with Brees' short TD pass to tight end Josh Hill.

TEAM	QTR	TIME	SCORING PLAY	DRIVE	WAS	NO
NO	1	10:41	M.Ingram 2 yd. run [kick failed, wr]	[6-64, 3:13]	0	6
WAS	1	2:37	D.Hopkins 37 yd. Field Goal	[15-56, 8:04]	3	6
NO	2	10:38	J.Hill 1 yd. pass from D.Brees (W.Lutz kick)	[13-75, 6:59]	3	13
WAS	2	8:36	D.Hopkins 53 yd. Field Goal	[6-40, 2:02]	6	13
NO	2	3:43	M.Ingram 1 yd. run [W.Lutz kick]	[10-75, 4:53]	6	20
NO	2	2:36	T.Smith 62 yd. pass from D.Brees (run failed)	[1-62, 0:10]	6	26
WAS	2	0:26	A.Smith 4 yd. run [D.Hopkins kick]	[3-16, 0:56]	13	26
NO	3	12:23	T.Smith 35 yd. pass from D.Brees (W.Lutz kick)	[5-74, 2:37]	13	33
NO	3	6:43	T.Hill 1 yd. run [W.Lutz kick]	[2-4, 1:00]	13	40
NO	4	14:10	W.Lutz 44 yd. Field Goal	[6-22, 3:09]	13	43
WAS	4	10:25	K.Bibbs 1 yd. run [pass failed]	[7-75, 3:45]	19	43

PASSING

WAS: A. Smith 23-39, 275, 1 INT

NO: D. Brees 26-29, 363, 3 TD

RUSHING

WAS: C. Thompson 8-17, K. Bibbs 4-9 1 TD, A. Smith 2-7, 1 TD, A. Peterson 4-6

NO: M. Ingram 16-53, 2 TD, A. Kamara 6-24, T. Hill 5-23, 1 TD, D. Brees 2-1, T. Bridgewater 3-[3-]

RECEIVING

WAS: C. Thompson 6-45, J. Crowder 4-55, P. Richardson Jr. 4-50, M. Harris 3-47, A. Peterson 2-36, V. Davis 2-15,

J. Reed 1-21, B. Quick 1-6

NO: C. Meredith 5-71, M. Thomas 4-74, B. Watson 4-3-0, T. Smith 3-111, 2 TD, A. Kamara 3-15, J. Hill 2-24, 1 TD,

M. Ingram 2-20, A. Carr 2-17, D. Brees 1-1

PUNT RETURNS

WAS: NONE

NO: A. Kamara 1-0

KICKOFF RETURNS

WAS: D. Johnson 2-45

NO: T. Hill 2-43

SACKS

WAS: R. Kerrigan 1-8, D. Payne 1-6

NO: M. Davenport 1-13, C. Jordan 1-6, S. Rankins 1-12

INTERCEPTIONS

WAS: None

NO: J. Hardee 1-77

2018 IN REVIEW

Oct. 14, 2018

GAME 5

FedExField (Landover, Md.)

REDSKINS 23, PANTHERS 17

LANDOVER, Md. -- Following his prime-time benching and criticism from a former teammate, Josh Norman wanted to shut off his phone because the noise was getting so loud. Then, he silenced it all.

Longtime Redskins safety DeAngelo Hall said Norman had gone "Hollywood," speculation swirled about his value to the Redskins and the flashy cornerback was on the defensive even when he wasn't on the field.

"It was like I was playing cornerback against everybody," said Norman, who had two game-altering plays and four tackles to put an embarrassing showing at New Orleans behind him. "I played within the defense and played within myself."

Defensive teammates mobbed Norman after each of his forced turnovers. After a defensive unit dinner earlier in the week, Norman led the way for a group that made a crucial stop at its 16-yard line to hold on for the victory.

Norman ended his 19-game interception drought by catching a jump ball thrown by Newton on a third-and-long play early in the second quarter, his first pick since Dec. 24, 2016. Norman also popped the ball out of Panthers rookie receiver D.J. Moore's hands in a show-case performance against the team that abruptly cut ties with him after his All-Pro 2015 season.

Newton threw for 275 yards and two touchdowns on 27 of 40 passing and rushed for 43 yards in a turnover-marred loss. He engineered a late drive that got the Panthers into the red zone before stalling out.

Carolina (3-2) was long before that doomed by turnovers, including Moore's on a punt return that set up Alex Smith's 22-yard TD pass to Vernon Davis. Adrian Peterson rushed for 97 yards on 17 carries and Smith connected on touchdown passes to Davis and Paul Richardson for the Redskins (3-2), who looked like an entirely different team than the one that got stomped 43-19 by New Orleans on Monday night -- when coach Jay Gruden benched Norman in the second half.

TEAM	QTR	TIME	SCORING PLAY	DRIVE	CAR	YDS
WAS	1	10:20	V. Davis 22 yd. pass from A. Smith (D. Hopkins kick)	[1-22, 0:06]	0	7
WAS	1	3:02	P. Richardson 2 yd. pass from A. Smith (D. Hopkins kick)	[12-64, 6:14]	0	14
WAS	2	5:30	D. Hopkins 49 yd. Field Goal	[10-36, 5:54]	0	17
CAR	2	3:05	D. Funchess 23 yd. pass from C. Newton (kick failed, wl)	[7-75, 2:25]	6	17
CAR	3	5:08	G. Gano 23 yd. Field Goal	[11-47, 5:32]	9	17
WAS	4	12:40	D. Hopkins 56 yd. Field Goal	[12-42, 7:28]	9	20
CAR	4	8:32	T. Smith 3 yd. pass from C. Newton (C. Newton-T. Smith pass)	[9-75, 4:08]	17	20
WAS	4	3:15	D. Hopkins 29 yd. Field Goal	[10-64, 5:17]	17	23

PASSING

CAR: C. Newton 27-40, 275, 2 TD, 1 INT

WAS: A. Smith 21-36, 163, 2 TD

RUSHING

CAR: C. Newton 9-43, C. McCaffrey 8-20, D. Moore 1-18

WAS: A. Peterson 17-97, A. Smith 6-13, K. Bibbs 2-11, M. Harris 1-6, S. Perine 1-3, P. Richardson 1-2

RECEIVING

CAR: C. McCaffrey 7-46, D. Funchess 5-74, 1 TD, T. Smith 5-43, D. Moore 4-59, G. Olson 4-48, J. Wright 1-3, C. Manhertz 1-2

WAS: J. Reed 5-36, V. Davis 3-48, 1 TD, P. Richardson 3-31, 1 TD, J. Doctson 3-20, M. Harris 3-13, B. Quick 2-12, K. Bibbs 1-6, S. Perine 1-(-3)

PUNT RETURNS

CAR: D. Moore 1-0

WAS: G. Stroman 1-10

KICKOFF RETURNS

CAR: C. Samuel 2-37

WAS: K. Bibbs 1-18, J. Sprinkle 1-6

SACKS

CAR: M. Addison 1-3, S. Thompson 1-4, J. Peppers 1-0

WAS: D. Swearingin 1-6

INTERCEPTIONS

CAR: NONE

WAS: J. Norman 1-7

2018 IN REVIEW

Oct. 21, 2018

GAME 6

FedExField (Landover, Md.)

REDSKINS 20, COWBOYS 17

LANDOVER, Md. -- No one on the winning Washington Redskins or the losing Dallas Cowboys seemed entirely sure about the rule that led to a penalty for "snap infraction." That flag turned a 47-yard field-goal try into a 52-yarder that slammed off the left upright as time expired.

His miss foiled a spirited comeback attempt after Redskins linebacker Ryan Kerrigan's strip-sack of Cowboys quarterback Dak Prescott was recovered for a touchdown by Preston Smith with just under five minutes left in the fourth quarter. That made it 20-10 and was Washington's fourth sack of Prescott, who used smelling salts and was checked for a concussion in the first quarter after taking a shoulder to his helmet at the end of a run. The QB didn't miss a play, returning for the Cowboys' next possession. Prescott lost two fumbles in the game, including one on an earlier fourth-and-1 keeper.

The Redskins (4-2) won consecutive games for the first time this season. The Cowboys dropped to 0-4 on the road, 3-4 overall, as they head into their bye week. Washington won this one thanks to its staunch defense and 99 yards on 24 carries from Adrian Peterson, who helped mask the latest so-so performance from quarterback Alex Smith and a generally iffy offense that was missing three injured playmakers. The Redskins twice had to settle for short field goals in the second half despite having first-and-goal opportunities. On each of those possessions, Alex Smith missed an open receiver in the end zone from down close.

Washington's QB finished 14 for 25 for 178 yards, including a 23-yard TD on a swing pass to Kapri Bibbs in the first quarter. But there were some questionable decisions, including running out of bounds on third down with 78 seconds left, stopping the clock before a punt gave the ball back to Dallas. The Redskins limited Ezekiel Elliott, the NFL's No. 2 rusher entering the week, to 34 yards on 15 carries, the second-lowest total of his pro career.

Prescott was 22 for 35 for 273 yards, with one TD pass and one TD run. He connected with rookie receiver Michael Gallup on a 49-yard score a minute before halftime that made the score 7-all, then -- after Kerrigan's key play made it 20-10 -- scored on a 1-yard quarterback draw to cut Dallas' deficit to three points with 1 1/2 minutes remaining. The Cowboys got the ball back and drove into Redskins territory thanks, in part, to three consecutive completions from Prescott to Beasley that ate up a total of 33 yards. But in the final seconds, Dallas seemed content to try to get to OT rather than pushing for a go-ahead TD. And, well, the field goal did not go according to plan.

TEAM	QTR	TIME	SCORING PLAY	DRIVE	DAL	WAS
WAS	1	10:19	K. Bibbs 23 yd. pass from A. Smith [D. Hopkins kick]	[8-52, 3:13]	0	7
DAL	2	1:00	M. Gallup 49 yd. pass from D. Prescott [B. Maher kick]	[8-83, 2:46]	7	7
WAS	3	9:10	D. Hopkins 21 yd. Field Goal	[10-72, 5:50]	7	10
WAS	4	12:35	D. Hopkins 25 yd. Field Goal	[8-44, 4:48]	7	13
DAL	4	9:46	B. Maher 47 yd. Field Goal	[6-46, 2:49]	10	13
WAS	4	4:55	P. Smith 1 yd. fumble return [D. Hopkins kick]	[None]	10	20
DAL	4	1:37	D. Prescott 1 yd. run [B. Maher kick]	[12-74, 3:18]	17	20

PASSING

DAL: D. Prescott 22-35, 273, 1 TD

WAS: A. Smith 14-25, 178, 1 TD

RUSHING

DAL: E. Elliott 15-33, D. Prescott 6-33, J. Lewis 1-7

WAS: A. Peterson 24-99, A. Smith 4-16, K. Bibbs 2-13, S. Perine 2-2

RECEIVING

DAL: C. Beasley 7-56, A. Hurns 5-74, M. Gallup 3-81, 1 TD, G. Swaim 3-25, E. Elliott 2-9, B. Jarwin 1-16, D. Schultz 1-12

WAS: K. Bibbs 4-43 1 TD, J. Doctson 3-42, M. Harris 3-22, J. Reed 2-43, M. Floyd 1-20, A. Peterson 1-8

PUNT RETURNS

DAL: C. Beasley 3-11

WAS: G. Stroman 1-3

KICKOFF RETURNS

DAL: D. Thompson 1-26

WAS: NONE

SACKS

DAL: D. Irving 1-3

WAS: R. Kerrigan 2-15, J. Allen 1-8, R. Anderson 1-0

INTERCEPTIONS

DAL: NONE

WAS: NONE

2018 IN REVIEW

Oct. 28, 2018

GAME 7

MetLife Stadium (East Rutherford, NJ)

REDSKINS 20, GIANTS 13

EAST RUTHERFORD, N.J. -- There's a cockiness about the Washington Redskins' defense.

They're shutting down some of the NFL's top running backs, making life miserable for opposing quarterbacks, not giving up many points -- and doing a lot of talking. Why not? The unit is the major reason the NFC East-leading Redskins (5-2) have matched their best start since 2008.

Safety D.J. Swearinger intercepted two passes, Matt Ioannidis had 2 1/2 sacks, and the Redskins rode their defense to a third straight win, a 20-13 decision over the offensively inept New York Giants on Sunday. The Redskins sacked a battered Eli Manning seven times, forced the two turnovers, limited Saquon Barkley to 38 yards rushing and made big play after big play in sending New York (1-7) to its fifth straight loss.

Adrian Peterson caught a 7-yard touchdown pass from Alex Smith and ran for a season-high 149 yards, with the last 64 coming on a touchdown jaunt with 3:06 to play. Dustin Hopkins added field goals of 53 and 39 yards for the Redskins. The three-game winning streak is their longest in two seasons. Aldrick Rosas kicked field goals of 37 and 21 yards for the Giants. Manning, 30 of 47 for 316 yards, hit Evan Engram on a 2-yard touchdown pass with :17 to play.

Engram also let a scoring chance slipped away at the Redskins 32 when a short fourth-down pass went through his fingers with New York down 10-3 early in the fourth quarter. The Giants came into the game wondering whether the trades this past week of starting cornerback Eli Apple and 2016 All-Pro defensive tackle Damon Harrison would be a problem. New York's defense was fine. Its offense wasn't, and the Redskins' defense was very, very good.

A major difference was Washington capitalized in the red zone, especially in the first half. Smith (20 of 32 for 178 yards) capped a 10-play, 73-yard drive with a TD pass to Peterson, who stepped out of a tackle by backup linebacker Nate Stupar at the 4-yard line. New York had two trips inside the Washington 20. Swearinger ended the first, stepping inside of Odell Beckham Jr., to intercept a slant pass at the 8-yard line. Rosas kicked a 37-yard field goal on the second drive after passes of 11 yards to Beckham and 24 to Saquon Barkley got New York in scoring position. Beckham had seven catches for 125 yards. Hopkins missed a 41-yard field goal after the Swearinger interception. Washington never lost the lead in the second half as its defense kept Manning ducking most of the day.

TEAM	QTR	TIME	SCORING PLAY	DRIVE	WAS	NYG
WAS	1	2:53	A. Peterson 7 yd. pass from A. Smith [D. Hopkins kick]	[10-73, 5:28]	7	0
NYG	2	1:16	A. Rosas 37 yd. Field Goal	[9-51, 2:03]	7	3
WAS	3	4:51	D. Hopkins 53 yd. Field Goal	[7-20, 2:20]	10	3
WAS	4	9:53	D. Hopkins 39 yd. Field Goal	[7-47, 4:27]	13	3
NYG	4	4:08	A. Rosas 21 yd. Field Goal	[8-83, 1:04]	13	6
WAS	4	3:06	A. Peterson 64 yd. run [D. Hopkins kick]	[3-75, 1:02]	20	6
NYG	4	0:17	E. Engram 2 yd. pass from E. Manning [A. Rosas kick]	[16-70, 2:49]	20	13

PASSING

NYG: E. Manning 30-47, 316, 1 TD, 2 INT

WAS: A. Smith 20-32, 178, 1 TD

RUSHING

NYG: S. Barkley 13-38, W. Gallman 1-[-1]

WAS: A. Peterson 26-149, A. Smith 3-13, C. Thompson 3-13, P. Richardson 1-7

RECEIVING

NYG: S. Barkley 9-73, O. Beckham 8-136, E. Engram 5-25 1 TD, B. Fowler 4-48, S. Shepherd 4-34

WAS: K. J. Reed 7-38, J. Doctson 5-49, P. Richardson 2-34, M. Harris 2-20, C. Thompson 2-9, V. Davis 1-21, A. Peterson 1-7 1 TD

PUNT RETURNS

NYG: Q. Henderson 4-18

WAS: NONE

KICKOFF RETURNS

NYG: Q. Henderson 1-30

WAS: K. Bibbs 1-20

SACKS

NYG: NONE

WAS: M. Ioannidis 2.5-16, R. Kerrigan 1.5-12, J. Allen 1-9, J. Harvey-Clemons 1-7, D. Payne 1-6

INTERCEPTIONS

NYG: NONE

WAS: D. Swearinger 2-23

2018 IN REVIEW

Nov. 4, 2018

GAME 8

FedExField (Landover, Md.)

FALCONS 38, REDSKINS 14

LANDOVER, Md. -- Julio Jones set his sights on the end zone, twisted to break a tackle and lunged toward the promised land.

A swarm of teammates rushed over from the sideline, jumping around in jubilation to celebrate the end of the star receiver's 12-game touchdown drought.

Jones was back in the end zone where he belongs, and the Atlanta Falcons looked like the team they were predicted to be in a 38-14 blowout of the Washington Redskins on Sunday that extended their winning streak to three games.

The Falcons [4-4] made plenty of plays in flexing their offensive muscles with the kind of balanced attack they've lacked in an injury-marred season that so far has failed to live up to expectations. Matt Ryan completed 26 of 38 passes for 350 yards and four touchdowns, including the 35-yard screen to Jones that set off a team-wide celebration. Even though losing four of its first five games didn't give Atlanta much to celebrate, putting up 491 yards on Washington has players excited about their current position and what more they can accomplish this season.

Nowhere is that progress more evident than on the ground, where Coleman ran for 80 yards and Ito Smith had 66 yards and a rushing touchdown. The Falcons surpassed 100 yards rushing for the first time since Week 2. Atlanta's 30th-ranked defense did its part, too, holding Washington to 35 first-quarter yards and making a crucial stop after Ryan was picked off by Quinton Dunbar -- just the quarterback's third interception this season.

The NFC East-leading Redskins [5-3] could blame poor tackling, ill-timed penalties and a series of injuries along the offensive line for the end of their three-game winning streak. Already without left tackle Trent Williams after surgery to repair his dislocated right thumb, Washington lost left guard Shaun Lauvaio to a left knee injury, right guard Brandon Scherff to a left shoulder injury and struggled to stop the Falcons when it mattered.

Swearing and other players blamed officials for part of the Redskins' disciplinary trouble that added up to 10 penalties for 147 yards. Adrian Peterson was held to 17 yards on nine carries a week after rushing for 149 yards at the New York Giants. Alex Smith was 30 of 48 for 306 yards, an interception and a touchdown pass to Josh Doctson.

TEAM	QTR	TIME	SCORING PLAY	DRIVE	ATL	WAS
ATL	1	9:46	T. Coleman 39 yd. pass from M. Ryan [G. Tavecchio kick]	(7-81, 3:04)	7	0
ATL	2	9:10	I. Smith 12 yd. run [G. Tavecchio kick]	(9-86, 4:19)	14	0
WAS	2	3:10	J. Doctson 2 yd. pass from A. Smith [D. Hopkins kick]	(11-80, 6:00)	14	7
ATL	2	0:28	C. Ridley 40 yd. pass from M. Ryan [G. Tavecchio kick]	(7-75, 2:42)	21	7
ATL	3	9:58	T. Coleman 10 yd. pass from M. Ryan [G. Tavecchio kick]	(8-75, 5:02)	28	7
WAS	3	2:15	K. Bibbs 3 yd. run [D. Hopkins kick]	(9-77, 3:42)	28	14
ATL	4	7:09	G. Tavecchio 27 yd. Field Goal	(10-72, 6:43)	31	14
ATL	4	3:45	J. Jones 35 yd. pass from M. Ryan [G. Tavecchio kick]	(6-56, 3:16)	38	14

PASSING

ATL: M. Ryan 26-38, 350, 4 TD, 1 INT

WAS: A. Smith 30-46, 306, 1 TD, 1 INT

RUSHING

ATL: T. Coleman 13-88, I. Smith 10-60 1 TD

WAS: A. Smith 1-22, K. Bibbs 3-20 1 TD, S. Perine 2-20, A. Peterson 9-17

RECEIVING

ATL: J. Jones 7-121 1 TD, C. Ridley 6-71 1 TD, T. Coleman 5-68 2 TD, M. Sanu 4-45, A. Hooper 3-41, I. Smith 1-4

WAS: M. Harris 10-124, V. Davis 5-62, J. Reed 4-34, J. Doctson 3-31 1 TD, A. Peterson 3-16, P. Richardson 2-16, S. Perine 2-8, K. Bibbs 1-15

PUNT RETURNS

ATL: J. Hardy 1-4

WAS: G. Stroman 1-0

KICKOFF RETURNS

ATL: None

WAS: G. Stroman 4-76, K. Bibbs 1-19

SACKS

ATL: Ja. Crawford 2-10, G. Jarrett 1-9

WAS: M. Ioannidis 1-8, R. Kerrigan 1-5

INTERCEPTIONS

ATL: D. Kazez 1-0

WAS: Q. Dunbar 1-24

2018 IN REVIEW

Nov. 11, 2018

GAME 9

Raymond James Stadium (Tampa, Fla.)

REDSKINS 16, BUCCANEERS 3

TAMPA, Fla. -- Washington yielded 501 yards and forced Tampa Bay to punt once all day. Sounds like a blueprint for a lopsided loss, yet there the Redskins were in the visiting locker room Sunday celebrating a 16-3 victory that kept them alone atop the NFC East.

That's what four takeaways, three of them foiling scoring opportunities, will do for a team that struggles to score points. Alex Smith threw for 178 yards and one touchdown, while Dustin Hopkins kicked three field goals for the Redskins (6-3), who improved their turnover differential to plus-11 and rebounded from a 38-14 loss to Atlanta despite playing with a makeshift offensive line because of mounting injuries.

Smith, who was 19 of 27 with no interceptions, threw 6 yards to Josh Doctson for the game's only touchdown early in the fourth quarter.

Hopkins kicked field goals of 43, 43 and 26 yards, the last set up by Greg Stroman's fourth-quarter interception and 24-yard return to the Bucs 14. Ryan Fitzpatrick threw for 406 yards for Tampa Bay (3-6), but was intercepted twice and lost a fumble on a sack inside the Washington 10.

The Bucs, who have the NFL's top passing attack and are second in total offense, fell to 1/3 in games they've gained 500-plus yards this season. Just as discouraging for coach Dirk Koetter and his players: Tampa Bay, which has lost three in a row and six of seven following a 2-0 start, failed to force a turnover on defense for the sixth straight game.

Meanwhile, three of their four giveaways thwarted scoring opportunities, including Jacquizz Rodgers' fumble on a reception that rolled 18 yards into the Washington end zone, where it was recovered by safety Ha Ha Clinton-Dix for a touchback. The Redskins were out-gained 279 yards to 136 in the first two quarters, yet led 6-3 at halftime after getting two field goals from Hopkins.

The Bucs moved into Redskins' territory on all five of their first-half possessions, but had little to show after Norman made a leaping interception on the goal line of a pass intended for Chris Godwin, and Chandler Catanzaro missed a 30-yard field goal. Catanzaro, who's missed four field goals and four extra points through nine games, also had a 47-yarder sail wide right early in the second half.

TEAM	QTR	TIME	SCORING PLAY	DRIVE	WAS	TB
WAS	1	0:10	D. Hopkins 43 yd. Field Goal	(8-55, 4:08)	3	0
TB	2	2:03	C. Catanzaro 33 yd. Field Goal	(9-63, 3:55)	3	3
WAS	2	0:20	D. Hopkins 43 yd. Field Goal	(11-50, 1:43)	6	3
WAS	4	14:07	J. Doctson 6 yd. pass from A. Smith (D. Hopkins kick)	(8-62, 5:01)	13	3
WAS	4	12:03	D. Hopkins 26 yd. Field Goal	(4-6, 1:56)	16	3

PASSING

TB: R. Fitzpatrick 29-41, 406, 2 INT
WAS: A. Smith 19-27, 178, 1 TD

RUSHING

TB: P. Barber 13-61, R. Fitzpatrick 8-35, S. Wilson 2-7, J. Rodgers 1-0
WAS: A. Peterson 19-68, K. Bibbs 3-28, A. Smith 2-16, M. Harris 1-4

RECEIVING

TB: J. Rodgers 8-102, C. Godwin 7-103, D. Jackson 5-67, M. Evans 3-51, A. Humphries 2-53, O. Howard 1-15, C. Brate 1-14, P. Barber 1-5, S. Wilson 1-(-4)
WAS: M. Harris 5-52, J. Reed 4-51, J. Doctson 4-46 1 TD, M. Floyd 2-15, K. Bibbs 2-13, A. Peterson 2-1

PUNT RETURNS

TB: A. Humphries 1-8
WAS: None

KICKOFF RETURNS

TB: None
WAS: D. Johnson 1-19

SACKS

TB: C. Nassib 1-8, G. McCoy 1-0, V. Vea 1-0
WAS: P. Smith 1-5, M. Ioannidis 1-3

INTERCEPTIONS

TB: None
WAS: J. Norman 1-32, G. Stroman 1-23

2018 IN REVIEW

Nov. 18, 2018

GAME 10

FedExField (Landover, Md.)

TEXANS 23, REDSKINS 21

LANDOVER, Md. -- Justin Reid intercepted the ball in the end zone and saw nothing but green grass in front of him.

No one's stopping the Houston Texans right now.

Reid's 101-yard interception return touchdown was the big play Houston needed to overcome a mistake-prone Deshaun Watson and beat the Washington Redskins 23-21 on Sunday, tying the franchise record with their seventh consecutive victory.

From a gruesome , season-ending injury to Redskins quarterback Alex Smith to three turnovers, it wasn't pretty, but the Texans (7-3) became the first team since the 1925 New York Giants to win seven in a row after starting 0-3.

"With this team, you never know where the play's going to come from," defensive end J.J. Watt said. "You never know who's going to make it -- offense, defense, special teams -- but you've got to find a way. For the seventh time, we found a way."

While Watson was 16 of 24 for 208 yards, a touchdown and two interceptions, Smith broke his right tibia and fibula on a sack by Kareem Jackson midway through the third quarter and will require surgery. Smith's right leg turned the wrong way in eerily similar fashion to Joe Theismann's broken leg on a Lawrence Taylor sack exactly 33 years ago to the day.

"I know it was very painful for him and heartbreaking for a lot of people," Redskins coach Jay Gruden said. "He's a great guy and hard worker and one of the key leaders on this football team. These things happen in pro football, unfortunately. Just hate to see them happen with a guy like Alex."

Colt McCoy replaced Smith and threw for a touchdown pass and led a long scoring drive for Washington (6-4), which likely will have to rely on the journeyman quarterback the rest of the way. When a McCoy-led drive finished with an Adrian Peterson touchdown to put the Redskins up 21-20 early in the fourth quarter, it was the first lead change in a game involving the Redskins all season. Houston went ahead for good on a 54-yard field goal by Ka'imi Fairbairn, who missed a 44-yarder earlier. The winning streak stayed alive when Redskins kicker Dustin Hopkins missed a 63-yard field-goal attempt with 3 seconds left.

TEAM	QTR	TIME	SCORING PLAY	DRIVE	HOU	WAS
HOU	1	9:32	K. Fairbairn 23 yd. Field Goal	(10-68, 4:38)	3	0
HOU	1	3:15	D. Hopkins 16 yd. pass from D. Watson (K. Fairbairn kick)	(8-69, 3:13)	10	0
WAS	2	14:14	A. Peterson 3 yd. run (D. Hopkins kick)	(10-75, 4:01)	10	7
HOU	2	2:23	J. Reid 101 yd. interception return (K. Fairbairn kick)	(None)	17	7
WAS	3	4:47	J. Reed 9 yd. pass from C. McCoy (K. Fairbairn kick)	(2-13, 0:46)	17	14
HOU	3	1:19	K. Fairbairn 33 yd. Field Goal	(8-60, 3:28)	20	14
WAS	4	11:57	A. Peterson 7 yd. run (D. Hopkins kick)	(10-67, 4:22)	20	21
HOU	4	7:30	K. Fairbarin 54 yd. Field Goal	(8-37, 4:27)	23	21

PASSING

HOU: D. Watson 16-24, 208, 1 TD, 2 INT

WAS: A. Smith 12-27, 135, 2 INT, C. McCoy 6-12, 54, 1 TD

RUSHING

HOU: L. Miller 20-86, A. Blue 8-46, D. Watson 3-7

WAS: A. Peterson 16-51 2 TD, C. McCoy 5-35, A. Smith 4-33, B. Marshall 2-5, K. Bibbs 1-0, T. Quinn 1-0

RECEIVING

HOU: K. Coutee 5-77, D. Hopkins 5-56 1 TD, L. Miller 3-22, J. Akins 2-42, J. Thomas 1-11

WAS: J. Reed 7-71 1 TD, T. Quinn 4-49, J. Doctson 3-32, K. Bibbs 2-6, M. Floyd 1-18, M. Harris 1-13

PUNT RETURNS

HOU: D. Carter 1-16

WAS: None

KICKOFF RETURNS

HOU: D. Carter 1-18

WAS: D. Johnson 4-78

SACKS

HOU: K. Jackson 1-13, J. Clowney 1-9, T. Mathieu 1-7, J. Watt 1-4, W. Mercilus 1-2

WAS: P. Smith 1-12, R. Kerrigan 2-15

INTERCEPTIONS

HOU: J. Reid 1-101 1 TD, B. Scarlett 1-8

WAS: M. Foster 1-4, P. Smith 1-3

2018 IN REVIEW

Nov. 22, 2018

GAME 11

AT&T Stadium (Arlington, Texas)

COWBOYS 31, REDSKINS 23

ARLINGTON, Texas -- Ezekiel Elliott made the \$21 donation after his touchdown. Amari Cooper took the freebie following the first of his two scores. The bonus for the Dallas Cowboys: They're all the way back in the NFC East race. Cooper celebrated his first touchdown with a mock free throw before a 90-yard score that sent him to a Dallas Thanksgiving- record 180 yards receiving, and the Cowboys pulled even with Washington atop the division with a 31-23 win over the Redskins on Thursday. Elliott ran for 121 yards with his TD and cash celebration as the Cowboys (6-5) won their third straight game since their first home loss, to Tennessee in the Dallas debut of Cooper. Dallas' eighth win in nine Thanksgiving games against Washington, and second in three years, earned a season split.

The Redskins (6-5) lost for the third time in four games in Colt McCoy's first start in four years coming off Alex Smith's season-ending leg injury. The former Texas Longhorns star threw three interceptions to offset two touchdown passes. McCoy won his two previous starts at the home of the Cowboys, one for the 2009 Big 12 championship and the other his most recent NFL victory with the Redskins in 2014. Amari Cooper had 105 yards after the catch on his two touchdowns. First, Cooper ran away from Quinton Dunbar after the Washington cornerback slipped on a short pass, turning it into a 40-yard TD for a 17-13 lead. Cooper celebrated by mimicking a free throw, shooting the football through the goal post. On the 90-yarder, Cooper made the catch just outside the Dallas 30, spun out of the arms of Fabian Moreau and won the race to the pylon against former Alabama teammate Ha Ha Clinton-Dix, who tried to shove him out of bounds around the 5. The longest catch of Cooper's career and longest completion in Prescott's three seasons came exactly a month after the Cowboys gave Oakland their first-round pick in the upcoming draft for a new No. 1 receiver.

McCoy looked as if he hadn't started a game in a long time early, throwing into double coverage on his first play and fumbling while trying to scramble on his third, with the Redskins recovering and punting. But McCoy settled in with a couple of third-down passes to Jordan Reed to keep drives going, then hit Vernon Davis in stride on a 53-yard touchdown -- the longest Washington completion of the season -- for a 7-7 tie. The Cowboys were having all the fun before the Redskins pulled even, with Elliott scoring on a 16-yard run and dropping \$21 into a giant Salvation Army red kettle behind the end zone. The cash was handed to him by a team photographer. After scoring on a scrambling 5-yard run for the third Dallas touchdown in less than eight minutes and a 31-13 lead, Prescott let Elliott help him into another kettle on the other end of the field, drawing the same unsportsmanlike conduct penalty Elliott did two years ago. Elliott missed the Thanksgiving game last year on his six-game suspension over domestic violence allegations.

TEAM	QTR	TIME	SCORING PLAY	DRIVE	WAS	DAL
DAL	1	10:02	E. Elliott 16 yd. run [B. Maher kick]	[10-75, 4:58]	0	7
WAS	1	7:04	V. Davis 53 yd. pass from C. McCoy [D. Hopkins kick]	[1-53, 0:08]	7	7
DAL	2	1:28	B. Maher 28 yd. Field Goal	[14-65, 5:36]	7	10
WAS	2	9:02	T. Quinn 10 yd. pass from C. McCoy [kick failed, wl]	[3-25, 1:29]	13	10
DAL	3	6:47	A. Cooper 40 yd. pass from D. Prescott [B. Maher kick]	[6-75, 2:15]	13	17
DAL	3	2:10	A. Cooper 90 yd. pass from D. Prescott [B. Maher kick]	[2-91, 0:55]	13	24
DAL	4	14:11	D. Prescott 5 yd. run [B. Maher kick]	[5-17, 2:20]	13	31
WAS	4	11:43	K. Bibbs 1 yd. run [D. Hopkins kick]	[6-44, 2:28]	20	31
WAS	4	1:13	D. Hopkins 31 yd. Field Goal	[11-41, 2:37]	23	31

PASSING

DAL: D. Prescott 22-31, 289, 2 TD
 WAS: C. McCoy 24-38, 268, 2 TD, 3 INT

RUSHING

DAL: E. Elliott 26-121 1 TD, D. Prescott 6-18 1 TD, R. Smith 2-7
 WAS: A. Peterson 12-35, C. McCoy 5-28, K. Bibbs 3-17 1 TD

RECEIVING

DAL: A. Cooper 8-180 2 TD, E. Elliott 5-22, B. Jarwin 2-25, M. Gallup 2-19, N. Brown 1-22, J. Olawale 1-10, A. Hurns 1-7, C. Beasley 1-5, D. Schultz 1-(-1)
 WAS: J. Reed 6-75, J. Doctson 6-66, T. Quinn 5-26 1 TD, K. Bibbs 3-19, V. Davis 2-73 1 TD, A. Peterson 2-9

PUNT RETURNS

DAL: None
 WAS: T. Quinn 2-40

KICKOFF RETURNS

DAL: J. Lewis 1-19
 WAS: D. Johnson 1-44

SACKS

DAL: A. Brown 1-7, J. Smith 1-5, D. Lawrence 0.5-2.5, T. Crawford 0.5-2.5
 WAS: P. Smith 1.5-13.5, J. Allen 1-7, D. Payne 1-4, R. Kerrigan 0.5-6.5

INTERCEPTIONS

DAL: D. Lawrence 1-13, A. Brown 1-1, X. Woods 1-0
 WAS: None

2018 IN REVIEW

Dec. 3, 2018

GAME 12

Lincoln Financial Field (Philadelphia, Pa.)

EAGLES 28, REDSKINS 13

Philadelphia, Pa. -- Carson Wentz was at his best back on the move again. Wentz tossed two touchdown passes, Darren Sproles ran for a score and the Philadelphia Eagles stayed in the hunt for the NFC East title with a 28-13 victory over the depleted Washington Redskins on Monday night.

The Eagles (6-6) won consecutive games for the first time since Nick Foles led them to a Super Bowl victory over the Patriots. The Redskins (6-6) lost backup quarterback Colt McCoy to a serious right leg injury in his second game replacing Alex Smith, who broke his right tibia and fibula on Nov. 18. Mark Sanchez took his place. Redskins coach Jay Gruden said after the game that, from what he understands, McCoy fractured his fibula and will miss the rest of the season.

Adrian Peterson ran 90 yards for a touchdown on Sanchez's first play under center, giving the Redskins a 10-7 lead. It was the longest run Philadelphia has allowed in franchise history but Washington's lead didn't last long. Wentz, who hasn't scrambled much since returning in Week 3 from surgery to repair two knee ligaments, didn't run for any yards. But he ran around and made big plays when he improvised and on designed rollouts.

Sproles put Philadelphia up 14-10 on a 14-yard TD run in the second quarter. Wentz tossed a 4-yard TD pass to Jordan Matthews and connected with Golden Tate on a 2-point conversion to extend the lead to 22-13 early in the fourth quarter. The Eagles twice failed to score inside the red zone and still managed their second-highest point total this season.

They had a first down at the Redskins 2 in the second quarter, but Josh Adams was stopped for a loss on fourth down from the 1. They had a first down at the Redskins 5 in the third quarter, but Wentz threw an interception right to Josh Norman.

Wentz finished 27 of 39 for 306 yards. He came out firing and led the Eagles to a score on their opening drive for only the third time season. First, he scrambled out of the pocket, motioned Tate to go deep and lofted a 19-yard pass down the left sideline on a first-and-15. Wentz finished the drive by firing a 6-yard TD pass on the run to Tate. Dustin Hopkins kicked field goals of 47 and 44 yards for Washington.

TEAM	QTR	TIME	SCORING PLAY	DRIVE	WAS	PHI
PHI	1	7:31	G. Tate 6 yd. pass from C. Wentz [J. Elliott kick]	(12-75, 7:29)	0	7
WAS	2	13:46	D. Hopkins 44 yd. Field Goal	(8-45, 4:58)	3	7
WAS	2	9:23	A. Peterson 90 yd. run [D. Hopkins kick]	(1-90, 0:13)	10	7
PHI	2	1:46	D. Sproles 14 yd. run [J. Elliott kick]	(3-40, 0:35)	10	14
WAS	2	0:15	D. Hopkins 47 yd. Field Goal	(9-46, 1:31)	13	14
PHI	4	14:10	J. Matthews 4 yd. pass from C. Wentz [C. Wentz-G. Tate pass]	(11-85, 5:41)	13	22
PHI	4	11:41	J. Elliott 46 yd. Field Goal	(4-7, 0:56)	13	25
PHI	4	4:48	J. Elliott 44 yd. Field Goal	(10-47, 5:14)	13	28

PASSING

PHI: C. Wentz 27-39, 306, 2 TD, 1 INT
 WAS: M. Sanchez 13-21, 100, 1 INT, C. McCoy 4-4, 50

RUSHING

PHI: J. Adams 20-85, C. Clement 5-27, D. Sproles 4-22 1 TD, C. Wentz 4-[-4]
 WAS: A. Peterson 9-98, M. Sanchez 1-8, C. Thompson 3-3, J. Crowder 1-[-5]

RECEIVING

PHI: Z. Ertz 9-83, G. Tate 7-85 1 TD, N. Agholor 4-56, C. Clement 3-47, A. Jeffery 3-31, J. Matthews 1-4 1 TD
 WAS: J. Crowder 4-36, J. Reed 4-21, J. Doctson 3-51, C. Thompson 3-18, V. Davis 2-15, M. Floyd 1-9

PUNT RETURNS

PHI: D. Sproles 3-19
 WAS: G. Stroman 1-1

KICKOFF RETURNS

PHI: C. Clement 1-22
 WAS: None

SACKS

PHI: B. Graham 1-7, F. Cox 1-6, M. Jenkins 1-6
 WAS: None

INTERCEPTIONS

PHI: N. Gerry 1-8
 WAS: J. Norman 1-40

2018 IN REVIEW

Dec. 9, 2018

GAME 13

FedExField (Landover, Md.)

GIANTS 40, REDSKINS 16

LANDOVER, Md. -- Saquon Barkley was so upset at himself about dropping a pass he apologized to the rest of the New York Giants' offense.

Barkley more than made up for that early mistake, rushing for 170 yards, including a 78-yard touchdown, to surpass 1,000 for the season to lead the Giants to a 40-16 rout of the Redskins on Sunday to effectively end Washington's already-slim playoff hopes. Barkley gashed the Redskins' defense for 12.1 yards a carry to become the first Giants rookie to break 1,000 yards and set a single-season franchise rookie record with his 13th touchdown. The second overall pick also had four catches for 27 yards against a Washington defense that's a shell of the unit that led the league early in the season.

Manning was 14 of 22 for 197 yards in helping New York take a 40-0 lead in the third quarter before giving way to rookie Kyle Lauletta early in the fourth. Sterling Shepard, Bernie Fowler and Russell Shepard caught TD passes from Manning as the Giants (5-8) put up 40 points in a game for the first time since Nov. 1, 2015, and won for the fourth time in the past five games. The Giants intercepted new Redskins quarterback Mark Sanchez twice with Curtis Riley scoring on a 9-yard pick-6 in the first quarter. It was Sanchez's ninth career interception returned for a touchdown. Sanchez, making his first NFL start since 2015, was 6 of 14 for 38 yards and the two interceptions and didn't have a completion longer than 10 yards. He was sacked five times behind a patchwork offensive line as the Redskins (6-7) lost their fourth in a row.

Coach Jay Gruden said "nothing" worked for Sanchez and pulled the plug on his appearance with 5 1/2 minutes remaining in the third quarter. In came newly signed Josh Johnson, the Redskins' fourth QB this season. Johnson hadn't appeared in an NFL game since 2013 or thrown a pass since 2011. Signed after Alex Smith and Colt McCoy each broke a leg and because of his familiarity with Gruden's offense, Johnson completed 11 of 16 passes for 195 yards, a touchdown and an interception and ran for 45 yards and his first career rushing TD in garbage time. Gruden said Johnson will start the next game against Jacksonville.

TEAM	QTR	TIME	SCORING PLAY	DRIVE	NYG	WAS
NYG	1	2:45	C. Riley 9 yd. interception return [A. Rosas kick]	[None]	7	0
NYG	2	10:38	A. Rosas 35 yd. Field Goal	[9-43, 4:29]	10	0
NYG	2	8:42	S. Barkley 78 yd. run [A. Rosas kick]	[1-78, 0:12]	17	0
NYG	2	8:21	S. Shepard 3 yd. pass from E. Manning [A. Rosas kick]	[3-10, 1:21]	24	0
NYG	2	1:48	B. Fowler 6 yd. pass from E. Manning [A. Rosas kick]	[6-82, 2:32]	31	0
NYG	2	0:00	A. Rosas 23 yd. Field Goal	[6-53, 0:56]	34	0
NYG	3	5:38	R. Shepard 11 yd. pass from E. Manning [Kick failed, wr]	[9-81, 5:40]	40	0
WAS	4	11:56	J. Johnson 8 yd. run [J. Johnson-V. Davis pass]	[5-33, 2:05]	40	8
WAS	4	4:48	J. Crowder 79 yd. pass from J. Johnson [J. Johnson-M. Floyd pass]	[2-77, 1:35]	40	16

PASSING

NYG: E. Manning 14-22, 197, 3 TD, K. Lauletta 0-5, 0, 1 INT
 WAS: J. Johnson 11-16, 195, 1 TD, 1 INT, M. Sanchez 6-14, 38, 2 INT

RUSHING

NYG: S. Barkley 14-170 1 TD, W. Gallman 14-38, E. Penny 5-21, K. Lauletta 1-[-2]
 WAS: J. Johnson 7-45 1 TD, C. Thompson 3-23, A. Peterson 10-16, B. Marshall 1-4, J. Chesson 1-[-4]

RECEIVING

NYG: S. Barkley 4-27, E. Engram 3-77, C. Coleman 2-43, S. Shepard 2-17 1 TD, E. Penny 1-16, R. Shepard 1-11, 1 TD,
 B. Fowler 1-6 1 TD
 WAS: J. Doctson 4-84, V. Davis 4-31, C. Thompson 3-15, B. Marshall 3-13, J. Crowder 2-87 1 TD, A. Peterson 1-3

PUNT RETURNS

NYG: J. Davis 5-51
 WAS: G. Stroman 2-[-2]

KICKOFF RETURNS

NYG: None
 WAS: D. Johnson 2-58

SACKS

NYG: D. Vernon 1.5-11, L. Carter 1-8, J. Mauro 1-7, S. Chandler 1-1, K. Martin 0.5-2
 WAS: R. Kerrigan 1-14, D. Payne 1-8

INTERCEPTIONS

NYG: M. Thomas 1-26, A. Ogletree 1-18, C. Riley 1-9 1 TD
 WAS: M. Foster 1-0

2018 IN REVIEW

Dec. 16, 2018

GAME 14

TIAA Bank Field (Jacksonville, Fla.)

REDSKINS 16, JAGUARS 13

JACKSONVILLE, Fla. -- Josh Johnson's Madden rating should get a bump after his first NFL start in seven years.

Johnson, who played Madden NFL 19 to learn his new teammates' names, led Washington on two scoring drives in the fourth quarter to beat the Jacksonville Jaguars 16-13 on Sunday.

With a lot of help from running back Adrian Peterson, Johnson drove the Redskins (7-7) into field-goal range in the closing minutes and set up Dustin Hopkins' 36-yard field goal on the final play. Hopkins drilled it, ending Washington's four-game losing streak and keeping it on the fringe of the NFC playoff picture. It was the first victory of Johnson's professional career -- he had been 0-5 as a starter -- and the first for the Redskins since quarterback Alex Smith broke his right leg last month.

The 32-year-old Johnson, the franchise's fourth starting quarterback in as many weeks, completed 16 of 25 passes for 151 yards and the score. He also ran for 49 yards. His 6-yard touchdown pass to Jeremy Sprinkle with 5:47 remaining tied the game. The Redskins got the ball back with an interception on the ensuing possession, and Peterson carried five times for 28 yards and had a 7-yard reception to get the team close enough for Hopkins to win it. Peterson finished with 51 on the ground, more than half of those coming on the winning drive.

The Jaguars (4-10) have dropped nine of 10, raising more questions about the future of coach Doug Marrone, top decision-maker Tom Coughlin and general manager Dave Caldwell. Jacksonville managed 192 yards, another anemic performance under Marrone. The Jags now have double-digit losses for the seventh time in the last eight years. Cody Kessler was 9 of 17 passing for 57 yards with an interception in his third start since replacing Blake Bortles. He has directed one touchdown drive in 31 possessions.

Kessler limped through the locker room with red marks and scratches on his back after being sacked six times behind a makeshift offensive line. He also was Jacksonville's leading rusher with 68 yards on the ground, 22 more than Leonard Fournette. Fournette touched the ball just once in the second half and returned kickoffs for the first time in his career. Marrone said the plan was to get a better look at undrafted rookie Dave Williams. Jacksonville's lone highlight was Dede Westbrook returning a punt 74 yards for a touchdown late in the second quarter.

TEAM	QTR	TIME	SCORING PLAY	DRIVE	WAS	JAX
WAS	1	1:50	D. Hopkins 46 yd. Field Goal	[9-28, 5:02]	3	0
JAX	2	3:22	K. Forbath 33 yd. Field Goal	[10-31, 5:20]	3	3
JAX	2	0:04	D. Westbrook 74 yd. punt return [K. Forbath kick]	[None]	3	10
WAS	3	7:32	D. Hopkins 33 yd. Field Goal	[16-60, 7:28]	6	10
JAX	4	11:16	K. Forbath 41 yd. Field Goal	[9-65, 5:28]	6	13
WAS	4	5:47	J. Sprinkle 6 yd. pass from J. Johnson [D. Hopkins kick]	[10-68, 5:29]	13	13
WAS	4	0:00	D. Hopkins 36 yd. Field Goal	[8-36, 2:31]	16	13

PASSING

JAX: C. Kessler 9-17, 57, 1 INT

WAS: J. Johnson 16-25, 151, 1 TD

RUSHING

JAX: C. Kessler 6-68, L. Fournette 11-46, D. Williams 5-32, D. Westbrook 1-20, T. Yeldon 3-6

WAS: A. Peterson 19-51, J. Johnson 9-49, C. Thompson 5-9

RECEIVING

JAX: D. Westbrook 3-21, L. Fournette 3-18, J. O'Shaughnessy 1-7, B. Bell 1-6, T. Yeldon 1-5

WAS: J. Crowder 4-46, J. Sprinkle 3-19 1 TD, A. Peterson 2-20, M. Floyd 2-16, V. Davis 2-16, B. Marshall 1-17, M. Harris 1-13, C. Thompson 1-4

PUNT RETURNS

JAX: D. Westbrook 3-84 1 TD

WAS: M. Harris 3-11

KICKOFF RETURNS

JAX: T. Bohanon 1-25

WAS: B. Marshall 2-31

SACKS

JAX: C. Campbell 1-10, N. DeLuca 1-5, A. Jones 1-0

WAS: J. Allen 2-15, R. Kerrigan 2-13, Z. Brown 1-5, S. Hamilton 0.5-2, P. Smith 0.5-2

INTERCEPTIONS

JAX: None

WAS: F. Moreau 1-16

2018 IN REVIEW

Dec. 22, 2018

GAME 15

Nissan Stadium (Nashville, Tenn.)

TITANS 25, REDSKINS 16

NASHVILLE, TENN. -- The Tennessee Titans finally have a victory in a game where quarterback Marcus Mariota left injured, and Blaine Gabbert did much more than just win.

Gabbert kept the Titans' playoff hopes alive. The veteran threw a 2-yard touchdown pass to MyCole Pruitt with 4:30 left and the Titans rallied to beat the Washington Redskins 25-16 on Saturday for their fourth straight victory.

The victory was Tennessee's first in the seven career games that Mariota has left with an injury. Coming off the bench for the third time this season, Gabbert threw for 101 yards after the Redskins knocked Mariota out of the game late in the first half with a stinger. Gabbert hit Taywan Taylor for 35 yards to jump-start the winning drive, Derrick Henry ran four times for 33 yards, his last an 18-yarder to the 2. Gabbert then hit Pruitt at the back of the end zone.

The Titans (9-6) must beat Andrew Luck and the Indianapolis Colts and have either Baltimore or Pittsburgh lose once to earn the AFC's second wild-card spot for a second consecutive playoff berth. Safety Kevin Byard intercepted Josh Johnson's pass on third-and-3 with 1:17 left. Then Malcolm Butler picked off a pass as time expired and ran 56 yards for an emphatic TD. The Redskins (7-8) have lost five of six, and coach Jay Gruden said they couldn't ask for anything more from quarterback Josh Johnson, who came off his couch only weeks ago. Washington needs losses by Minnesota and Seattle to avoid being eliminated.

Mariota had thrown for 110 yards when sacked with 48 seconds left in the first half by defensive end Jonathan Allen. His right, throwing shoulder and arm were examined, then he walked to the locker room and was replaced by Gabbert. The stinger is the same injury that knocked him out of Tennessee's loss Nov. 18 at Indianapolis. He also was knocked out of the season opener with an elbow injury that cost him a start. Vrabel said Mariota was still being evaluated after the game. Henry finished with 84 yards and a TD on 21 carries. Johnson threw for 153 yards and a TD. Dustin Hopkins kicked field goals of 50, 40 and 46 yards, and Washington finished with three sacks.

The fourth quarterback to start this season for Washington this season, Johnson drove the Redskins on the NFL's second-longest drive this season, taking the ball with 26 seconds left in the first quarter and then eating up 10:58 off the clock, going 93 yards over 17 plays. Johnson capped the drive with a 7-yard TD pass to Michael Floyd for a 10-6 lead.

TEAM	QTR	TIME	SCORING PLAY	DRIVE	WAS	TEN
WAS	1	12:09	D.Hopkins 50 yd. Field Goal	[7-40, 2:51]	3	0
TEN	1	5:37	D.Henry 1 yd. run [kick failed, wl]	[11-69, 6:32]	3	6
WAS	2	4:28	M.Floyd 7 yd. pass from J.Johnson [D.Hopkins kick]	[17-93,10:58]	10	6
TEN	2	0:00	R.Succop 42 yd. Field Goal	[13-51, 4:28]	10	9
WAS	3	4:57	D.Hopkins 40 yd. Field Goal	[11-64, 5:18]	13	9
TEN	4	14:55	R.Succop 33 yd. Field Goal	[10-60, 5:02]	13	12
WAS	4	8:09	D.Hopkins 46 yd. Field Goal	[12-47, 6:46]	16	12
TEN	4	4:30	M.Pruitt 2 yd. pass from B.Gabbert [R.Succop kick]	[7-75, 3:39]	16	19
TEN	4	0:00	M.Butler 56 yd. interception return		16	25

PASSING

WAS: J. Johnson 13-23, 155, 1 TD, 2 INT

TEN: M. Mariota 10-13, 110, B. Gabbert 7-11, 101, 1 TD, D. Henry 0-1

RUSHING

WAS: A. Peterson 26-119, J. Johnson 4-22, C. Thompson 4-20

TEN: D. Henry 21-84 1 TD, D. Lewis 3-5, M. Mariota 1-7, D. Jennings 1-2, C. Davis 1-1

RECEIVING

WAS: J. Crowder 5-78, J. Doctson 3-30, J. Sprinkle 2-22, A. Peterson 1-8, C. Thompson 1-8, M. Floyd 1-7 1 TD

TEN: T. Taylor 3-64, C. Davis 3-45, D. Jennings 3-29, D. Lewis 3-20, M. Pruitt 2-29 1 TD, A. Firkser 2-16, D. Henry 1-8

PUNT RETURNS

WAS: None

TEN: A. Jackson 1-18

KICKOFF RETURNS

WAS: B. Marshall 1-28

TEN: D. Jennings 1-31

SACKS

WAS: J. Allen 1-8, M. Foster 1-7, R. Kerrigan 1-4

TEN: W. Woodyard 1-12, H. Landry 1-10

INTERCEPTIONS

WAS: None

TEN: M. Butler 1-56 1 TD, K. Byard 1-1

2018 IN REVIEW

Dec. 30, 2018

GAME 16

FedExField (Landover, Md.)

EAGLES 24, REDSKINS 0

LANDOVER, Md. -- Nick Foles' magic stretched all the way back to Minnesota. Foles did it again, leading the Philadelphia Eagles to a 24-0 victory over the Redskins and the defending Super Bowl champions earned the NFC's final wild-card berth when Chicago beat the Vikings on Sunday.

The Eagles (9-7) will play at the Bears (12-4) next weekend. Before he gave way to Nate Sudfeld, Foles tied Philip Rivers' NFL record by completing 25 straight passes and threw two touchdown passes. Sudfeld fired a 22-yard TD on his only pass. It felt like a home game for the Eagles. Philadelphia fans filled FedEx Field, sang "Fly! Eagles! Fly!" and chanted "Let's Go Bears!" There were several thousand empty seats and Redskins fans could only cheer for the Vikings to spite Eagles fans.

Foles, the Super Bowl MVP in Philadelphia's win over New England last February, is 6-0 in must-win games filling in for Carson Wentz. Foles stepped in after Wentz was sidelined by a back injury earlier this month and guided Philadelphia to an upset on the road against the Rams as a 13 1/2-point underdog. He set a franchise record for yards passing in a game with 471 in a 32-30 comeback win last week against Houston. The Eagles dominated the Redskins, controlling the ball for 43:19. Philadelphia's defense held Washington to only 89 yards total offense.

The Redskins (7-9) lost six of seven after leading the NFC East at 6-3.

Foles finished 28 of 33 for 221 yards, two TDs and one interception. He tossed a 2-yard pass to Alshon Jeffery to cap a 19-play, 87-yard drive that took 11:49 in the second quarter, giving Philadelphia a 10-0 lead. Foles was 10 of 10 on the drive and the Eagles converted three times on third downs and once on fourth-and-1.

Foles connected with Nelson Agholor on a 6-yard pass to make it 17-0 late in the third quarter. On the previous play, Foles had a chance to break the completion record but misfired on a pass to Agholor. Sudfeld hit Agholor on a catch-and-run TD to extend the lead to 24-0 in the fourth. Josh Johnson, making his third start for the Redskins after Alex Smith and Colt McCoy sustained season-ending injuries and Mark Sanchez was ineffective and finished 12 of 27 for 91 yards and one pick.

TEAM	QTR	TIME	SCORING PLAY	DRIVE	PHI	WAS
PHI	1	0:22	J. Elliott 33 yd. Field Goal	(11-64, 6:20)	3	0
PHI	2	0:30	A. Jeffrey 2 yd. pass from N. Foles [J. Elliott kick]	(19-87, 11:49)	10	0
PHI	3	1:25	N. Agholor 6 yd. pass from N. Foles [J. Elliott kick]	(13-68, 7:23)	17	0
PHI	4	7:34	N. Agholor 22 yd. pass from N. Sudfeld [J. Elliott kick]	(5-46, 3:06)	24	0

PASSING

WAS: J. Johnson 12-27, 91, 0 TD, 1 INT

PHI: N. Foles 28-33, 221, 2 TD, 1 INT; N. Sudfeld 1-1, 22, 1 TD, 0 INT

RUSHING

WAS: C. Thompson 2-10, S. Perine 3-7, J. Johnson 3-4, A. Peterson 4-0

PHI: W. Smallwood 12-53, J. Adams 11-50, D. Sproles 7-24, N. Foles 2-4, N. Sudfeld 2-[-2]

RECEIVING

WAS: C. Thompson 5-14, J. Doctson 2-33, M. Floyd 2-15, M. Flanagan 1-14, D. Kidsy 1-8, J. Crowder 1-7, J. Chesson 1-7

PHI: A. Jeffrey 5-59-1, N. Agholor 5-40-2, G. Tate 4-33, W. Smallwood 4-24, J. Adams 3-33, D. Goedert 3-27, Z. Ertz 3-15, D. Sproles 2-12

PUNT RETURNS

WAS: J. Crowder 2-20

PHI: D. Sproles 1-2

KICKOFF RETURNS

WAS: B. Marshall 3-55

PHI: None

SACKS

WAS: J. Allen 1-8, M. Foster 1-7, R. Kerrigan 1-4

PHI: S. Hamilton 1-5, R. Kerrigan 1-4, S. McGee 1-3

INTERCEPTIONS

WAS: D. Everett 1-24

PHI: R. Douglas 1-[-3]

2018 IN REVIEW

2018 NFL STANDINGS AND POSTSEASON RESULTS

NATIONAL FOOTBALL CONFERENCE

East Division

Team	W	L	T	Pct	Conf	Div	Streak
Cowboys	10	6	0	.625	9-3-0	5-1-0	Won 2
Eagles	9	7	0	.563	6-6-0	4-2-0	Won 3
Redskins	7	9	0	.438	6-6-0	2-4-0	Lost 2
Giants	5	11	0	.313	4-8-0	1-5-0	Lost 3

North Division

Team	W	L	T	Pct	Conf	Div	Streak
Bears	12	4	0	.750	10-2-0	5-1-0	Won 4
Vikings	8	7	1	.531	6-5-1	3-2-1	Lost 1
Packers	6	9	1	.406	3-8-1	1-4-1	Lost 1
Lions	6	10	0	.375	4-8-0	2-4-0	Won 1

South Division

Team	W	L	T	Pct	Conf	Div	Streak
Saints	13	3	0	.813	9-3-0	4-2-0	Lost 1
Falcons	7	9	0	.438	7-5-0	4-2-0	Won 3
Panthers	7	9	0	.438	5-7-0	2-4-0	Won 1
Buccaneers	5	11	0	.313	4-8-0	2-4-0	Lost 4

West Division

Team	W	L	T	Pct	Conf	Div	Streak
Rams	13	3	0	.813	9-3-0	6-0-0	Won 2
Seahawks	10	6	0	.625	8-4-0	3-3-0	Won 2
49ers	4	12	0	.250	2-10-0	1-5-0	Lost 2
Cardinals	3	13	0	.188	3-9-0	2-4-0	Lost 1

AMERICAN FOOTBALL CONFERENCE

East Division

Team	W	L	T	Pct	Conf	Div	Streak
Patriots	11	5	0	.688	8-4-0	5-1-0	Won 2
Dolphins	7	9	0	.438	6-6-0	4-2-0	Lost 3
Bills	6	10	0	.375	4-8-0	2-4-0	Won 1
Jets	4	12	0	.250	3-9-0	1-5-0	Lost 3

North Division

Team	W	L	T	Pct	Conf	Div	Streak
Ravens	10	6	0	.625	8-4-0	3-3-0	Won 3
Steelers	9	6	1	.594	6-5-1	4-1-1	Won 1
Browns	7	8	1	.469	5-6-1	3-2-1	Lost 1
Bengals	6	10	0	.375	4-8-0	1-5-0	Lost 2

South Division

Team	W	L	T	Pct	Conf	Div	Streak
Texans	11	5	0	.688	9-3-0	4-2-0	Won 1
Colts	10	6	0	.625	7-5-0	4-2-0	Won 4
Titans	9	7	0	.563	5-7-0	3-3-0	Lost 1
Jaguars	5	11	0	.313	4-8-0	1-5-0	Lost 1

West Division

Team	W	L	T	Pct	Conf	Div	Streak
Chiefs	12	4	0	.750	10-2-0	5-1-0	Won 1
Chargers	12	4	0	.750	9-3-0	4-2-0	Won 1
Broncos	6	10	0	.375	4-8-0	2-4-0	Lost 4
Raiders	4	12	0	.250	3-9-0	1-5-0	Lost 1

NFL PLAYOFF RESULTS

Wild Card Round

Saturday, Jan. 5
Indianapolis Colts 21, Houston Texans 7

Saturday, Jan. 5
Dallas Cowboys 24, Seattle Seahawks 22

Sunday, Jan. 6
Los Angeles Chargers 23, Baltimore Ravens 17

Sunday, Jan. 6
Philadelphia Eagles 16, Chicago Bears 15

Divisional Round

Saturday, Jan. 12
Kansas City Chiefs 31, Indianapolis Colts 13

Saturday, Jan. 12
Los Angeles Rams 30, Dallas Cowboys 22

Sunday, Jan. 13
New England Patriots 41, Los Angeles Chargers 28

Sunday, Jan. 13
New Orleans Saints 20, Philadelphia Eagles 14

NFC Championship

Sunday, Jan. 20
Los Angeles Rams 26, New Orleans Saints 23

AFC Championship

Sunday, Jan. 20
New England Patriots 37, Kansas City Chiefs 31

Pro Bowl

Sunday, Jan. 27
AFC 26, NFC 7



Super Bowl LIII

Sunday, Feb. 3
New England Patriots 13, Los Angeles Rams 3

REDSKINS HISTORY

ALL-TIME ASSISTANT COACHES

Entering 2019

A

Akey, Robb	2015-16
Aldrich, Charles "Ki"	1947
Angelichio, Brian	2019
Applebaum, Matt	2010
Arapoff, Jason	1992-2000
Arnsperger, Bill	2001
Austin, Bill	1969-70, 1973-77

B

Baker, Brian	2014
Baker, Ray	1937-39
Ball, Herman	1952-54
Banta, Bradford	2014-16
Barry, Joe	2015-16
Bass, Marvin	1952
Banker, Chuck	1987-88
Bernstein, Harrison	2007-09
Bielski, Dick	1973-76
Blache, Greg	2004-09
Blacken, Malcolm	2010
Bowser, Bob	1978-80
Breaux, Don	1981-93, 2004-07
Brindise, Noah	2002-03
Bugel, Joe	1981-89, 2004-09
Burney, Jacob	2010-14
Burns, DeChon	2002-03
Burns, Jack	1989-91, 2004-07
Burns, Keith	2013
Byner, Earnest	2004-07

C

Cabrelli, Larry	1951
Callahan, Bill	2015-19
Callahan, Ray	1978-80
Cameron, Cam	1994-96
Carberry, Kevin	2016-17
Carpenter, Ken	1968
Carpenter, Lew	1969-70
Carmichael Jr., Pete	2001
Carter, Ruben	1999-2000
Catavolos, George	2002-03
Cavanaugh, Matt	2015-19
Cherundolo, Charles	1964-65
Clark, Mike	2015-16
Clarke, Ken	2003
Collins, Jim	2002-03
Coyer, Larry	2013
Crumpler, Bobby	2003-09

D

Day, Shane	2014-15
DePaul, Bobby	1989-93
Diange, Joe	1987
Dickson, George	1969-70, 1978-80
Doll, Don	1966-70
Dowhower, Rod	1990-93
Dowler, Boyd	1971-72
Dudley, Bill	1953
Dunn, John	1984-86, 2004-05

E

Edwards, George	2002-03
Edwards, Glenn "Turk"	1940-45, 1949
Engelhart, Chad	2010-19
Embree, Jon	2010
Evans, Dick	1955-58

F

Fazio, Foge	2000
Fewell, Perry	2015-16
FitzGerald, Jeff	1998-99
Flaherty, Pat	2000
Flowers, Richmond	2010-13
Foerster, Chris	2010-14

G

Garber, Chip	2009
Gibbs, Coy	2004-06
Gibron, Abe	1960-64
Gray, Jerry	2006-09
Gray, Torrian	2017
Grimm, Chad	2015-19
Grimm, Russ	1992-2000
Gruden, Deuce	2017
Guenther, Paul	2002-03

H

Haluchak, Mike	1994-96
Hanifan, Jim	1990-96
Haslett, Jim	2010-14
Hastings, John	2002-09
Hayes, Tom	1995-99
Hawkins, Ralph	1972-77
Hefferle, Ernie	1959
Helton, Kim	2002-03
Henning, Dan	1981-82, 1987-88
Hickman, Bill	1973-77, 1981-88
Hightower, Richard	2010-13
Hilliard, Ike	2012, 2014-19
Hilton, John	1978-80
Hilyer, Jim	1975-76
Hixon, Stan	2004-07
Holland, Lawson	2002-08
Holmes, Jerry	2001
Horton, Ray	1994-96, 2019
Huff, Sam	1969-70
Hughes, Ed	1984-87
Hunley, Ricky	2002
Hunt, John	2002-03

J

Jackson, Bobby	1994-99
Jackson, Hue	2001-03
Jackson, Steve	2004-11
Jordan, Randy	2014-19

K


Kaczor, Nate	2019
Karmelowicz, Bob	1994-96
Kelly, Paul	2010-19
Khayat, Bill	2007-09
Kilroy, Frank	1962-64
Kim, Joe	2015
Kotwica, Ben	2014-17
Kuharich, Joe	1954

L

LaFleur, Matt	2010-13
Lanham, Paul	1973-77, 1987-88
Latham, Kavan	2017-19
Lazor, Bill	2004-07
Leggett, Earl	1997-99
Levy, Marv	1971-72
Lewis, Marvin	2002
Lindsey, Dale	1997-98, 2004-06
Lynn, Ron	1994-96

M

Mann, Richard	2001
Manusky, Greg	2001, 2016-19



Marchibroda, Ted	1961-65, 1971-74
Martz, Mike	1997-98
Mathews, Ray	1968
Mathews, Cannon	2017-19
Matuszak, Marv	1977
McCardell, Keenan	2010-11
McCormack, Mike	1966-72
McCulley, Pete	1977
McDaniel, LeCharls	1997-2000
McDaniel, Mike	2011-13
McPeak, Bill	1959
McVay, Sean	2010-16
Mee, Kirk	1974-77
Meeks, Ron	2000
Meidt, Chris	2008-09
Miller, Wayne	1946-48, 1954
Mitchell, Stump	2008-09
Moore, Wilber	1947-50
Morgan, Chris	2011-13
Morris, Raheem	2012-14
Morton, Chip	2002
Munsey, Bret	2014-19
Musgrave, Bill	2005

N

Neri, Jerry	1952
Nixon, Mike	1954-58
Nolan, Mike	1997-99
Nunn, Robert	2003


O

O'Connell, Kevin	2017-19
O'Connor, Fred	1979-80
O'Hara, Chris	2017-19
Olivadotti, Kirk	1999-2010, 2014-17
Olson, Rich	1999-2000

ALL-TIME ASSISTANT COACHES

P

Palermo, John.....	2008-09
Pardee, Jack.....	1973
Peccatiello, Larry.....	1981-93
Peetz, Jake.....	2014
Pettibon, Richie.....	1978-92



Pendry, Joe.....	2001
Phillips, Wes.....	2014-17
Pleasant, Aubrey.....	2013-16
Pope, Michael.....	1997-99

R

Ragone, Dave.....	2015
Raines, Frank.....	1988-89
Rauscher, Phil.....	2018-19
Rattay, Tim.....	2019
Raye, Jimmy.....	2001
Reed, Max.....	1950
Renfro, Ray.....	1966-67
Rhodes, Ray.....	2000
Rhome, Jerry.....	1983-87
Riley, Dan.....	1982-99
Robiskie, Terry.....	1994-2000
Rodriguez, Pete.....	1994-97
Rowe, James.....	2017-19
Ryan, Rob.....	2019

S

Sankal, Jake.....	2016-19
Saunders, Al.....	2006-07
Saunders, Bob.....	2006-07
Scarry, Mike.....	1966-68
Schottenheimer, Brian.....	2001
Schottenheimer, Kurt.....	2001
Schlotz, Matt.....	2001
Sevier, Wayne.....	1981-86, 1989-93
Shanahan, Kyle.....	2010-13
Sidwell, Ed.....	1997-99
Siemering, Larry.....	1953
Simmons, Warren "Rennie".....	1981-93, 2004-08
Slowik, Bob.....	2010-13
Slowik, Bobby.....	2011-13
Smith, Arthur.....	2007-08
Smith, Danny.....	2004-12
Smith, Mark.....	2003
Smith, Sherman.....	2008-09
Spanos, Lou.....	2010-11
Sparano, Jim.....	2001
Speros, Jim.....	1982-83
Spinosa, Tony.....	2006
Spurrier Jr., Steve.....	2002-03
Sullivan, Joe.....	1971-72
Stautner, Ernie.....	1965
Stock, Mike.....	2001-03
Svare, Harland.....	1969-70

T

Taylor, Charley.....	1981-93
Temerario, Tim.....	1960-65
Tereshinski, Joe.....	1955-59
Thomas, Emmit.....	1986-94
Todd, Dick.....	1951
Tomsula, Jim.....	2017-19
Torgeson, Torgy.....	1959-61, 1971-77, 1981-93
Trgovac, Mike.....	2000-01
Turner, Bobby.....	2010-13
Tuttle, Orville.....	1951

U

Ulrich, Richard "Doc".....	1978-80
----------------------------	---------

V

Verduzco, Jason.....	2000
----------------------	------

W

Wachenheim, Scott.....	2009
Waldron, Shane.....	2017
Walker, DeWayne.....	2004-05
Waller, Charlie.....	1972-77
Walton, Frank.....	1948
Walton, Joe.....	1974-80
Wetzel, Steve.....	1990-91
Williams, Gregg.....	2004-07
Wilson, George.....	1965
Wilson, Kirby.....	2000
Willsey, Ray.....	1962-63
Winner, Charley.....	1971-72
Wright, Ray.....	2010-14

HONOR ROLL

There are currently 11 members of the Redskins' assistant coach honor roll, which recognizes coaches with at least 10 seasons of service as an assistant in Washington.

Coach (Years).....	Seasons
Don Breaux (17).....	1981-93, 2004-07
Joe Bugel (15).....	1981-89, 2004-09
Bill Hickman (13).....	1973-77, 1981-88
Kirk Olivadotti (15).....	2000-10, 2014-17
Larry Peccatiello (13).....	1981-93
Richie Pettibon (15).....	1978-92
Dan Riley (18).....	1962-99
Wayne Sevier (11).....	1981-86, 1989-93
"Rennie" Simmons (18).....	1981-93, 2004-08
Charley Taylor (13).....	1981-93
"Torgy" Torgeson (23).....	1959-61, 1971-77, 1981-93

ALL-TIME NUMBERS

0

Olsewski, John, B1958-60

00

Bagarus, Steve, HB1945-46

1

Roby, Reggie, P1993-94

Turk, Matt, P1995-99

Bentley, Scott, K2000

Plackemeir, Ryan, P2008

Paulescu, Sam, P2010

Potter, John, K2013

2

Weil, Jack, P1987

Mojsiejenko, Ralf, P1989-90

Goodburn, Kelly, P1990-93

Murray, Eddie, K1995,2000

Forbath, Kai, K2012-15

3

Guglielmi, Ralph, QB1955-60

Gogolak, Charlie, K1966-68

Moseley, Mark, K1974-86

George, Jeff, QB2000-01

Hollenbach, Sam, QB2007

Smith, Hunter, P [also 17]2009

Beck, John, QB [also 12]2010

Hopkins, Dustin, K2015-18

4

Bragg, Mike, P1968-79

Atkinson, Jess, K1986-87

Heppner, Kris, K2000

Husted, Michael, K2000

Barker, Bryan, P2001-03

Hasselbeck, Tim, QB2004

Frost, Derrick, P2005-07

Gano, Graham, K2009-11

5

Knight, Curt, K1969-73

Hayes, Jeff, P1982-85

Ariri, Obed, K1987

Shuler, Heath, QB1994-96

Conway, Brett, K1998-02

Chandler, Jeff, K2004

Brennan, Colt, QB2009

McNabb, Donovan, QB2010

Cundiff, Billy, K2012

Way, Tress, P2014-18

6

Haji-Sheikh, Ali, K1987

Kenney, Bill, QB1989

Akers, David, K1998-99

Barnhardt, Tommy, P [also 14]2000

Matthews, Shane, QB2002

Kimrin, Ola, K2004

Sulsham, Shaun, K2006-09

Bidwell, Josh, P2010

Rocca, Sav, P2011-13

Rose, Nick, K2017

Sanchez, Mark, QB2018

7

Theismann, Joe, QB1974-85

8

Holly, Bob, QB1982-83

Lohmiller, Chip, K1988-94

Husak, Todd, QB2000

Garcia, Jose, K2002

Hasselbeck, Tim, QB2003

Brunell, Mark, QB2004-07

Grossman, Rex, QB2010-12

Cousins, Kirk, QB [also 12]2014-17

Johnson, Josh, QB2018

9

Jurgensen, Sonny, QB1964-74

10

Bukich, Rudy, QB1957-58

Day, Eagle, QB [also 19]1959-60

Connell, Mike, P1980-81

Schroeder, Jay, QB1984-85

Rutledge, Jeff, QB1990-92

Green, Trent, QB1995-98

Graham, Kent, QB2001

Jarrett, Craig, K2002

Hall, John, K2003-06

Bartel, Richard, QB2009

Gaffney, Jabar, WR2011

Griffin III, Robert, QB2012-15

Richardson, Paul, WR2018

11

Pinckert, Ernie, FB1937-40

Hare, Cecil, FB1941-42, 45

Fiorentino, Al, G1943-44

Jones, Harvey, DB1947

Wyant, Fred, QB1956

Ninowski, Jim, QB1967-68

McQuilken, Kim, QB1978-80

Rypien, Mark, QB1987-93

Weldon, Casey, QB1999

Ramsey, Patrick, QB2002-05

Espy, Mike, WR2006-07

Thomas, Devin, WR2008-10

Robinson, Aldrick, WR [also 15]2012-13

Jackson, DeSean, WR2014-16

Pryor Sr., Terrelle, WR2017

Smith, Alex, QB2018

12

Britt, Eddie, FB1937

Morgan, Boyd, HB1939-40

Goodyear, John, HB1942

Rymkus, Lou, T1943

Fuller, Larry, HB1944-45

Shoener, Herb, E, [also 84]1948-49

Gilmer, Harry, QB1948-52, 54

Ferris, Neil, DB1951-52

Johnson, Randy, QB1975-76

Mortensen, Fred, QB1979

Flick, Tom, QB1981

Laufenberg, Babe, QB [also 16]1983-85

Cox, Steve, P1985

Conklin, Cary, QB1990-93

Frerotte, Gus, QB1994-98

Banks, Tony, QB2001

Hamdan, Gibran, QB2003

Harris, Steven, WR2007

Kelly, Malcolm, WR2008-10

Beck, John [also 3]2011

Cousins, Kirk, QB [also 8]2012-13

Roberts, Andre, WR2014-15

McCoy, Colt, QB [also 16]2016-18

13

Justice, Ed, HB1937-42

Johnson, Larry, C1944

Monaco, Ray, G1944

Ryan, Frank, QB1969-70

Scott, Jake, S1976-78

Jacke, Chris, K1997

Thompson, Derrius, WR [also 88]2000

Armstrong, Anthony, WR2010-11

Williams, Nick, WR2013

Harris, Maurice, WR2016-18

14

Manton, Tillie, FB1938

Kreuger, Al, HB1941-42

Piasecky, Al, E1943-45

Miller, Tom, E1945

Farmer, Tom, HB1947-48

Cox, Billy, B [also 40]1951-52, 55

LeBaron, Eddie, QB1952-53, 55-59

Shiner, Dick, QB1964-66

Zendejas, Max, K1966

Barnhardt, Tommy, P1968

Blanchard, Cary, K1968

Johnson, Brad, QB1999-2000

Tuthill, James, K2002

Brooks, Durant, P2008

Grant, Ryan, WR2014-17

Quinn, Trey, WR2018

15

Barber, Jim, T1937-41

Watts, George, T1942

Sneddon, Bob, HB1944

Couppes, Al, G1946

Hollar, John, RB1948-49

Papit, John, B [also 25]1951-53

Izo, George, QB1961-64

Kruczek, Mike, QB1980

Rae, Mike, QB1981

Robinson, Tony, QB1987

Archer, Dave, QB1988

Coleman, Greg, P1988

Hostetler, Jeff, QB1997

Collins, Todd, QB2006-09

Morgan, Joshua, WR2012-13

Robinson, Aldrick, WR [also 11]2014

16

Slivinski, Steve, G1939-43

Sharp, Everett, T1944-45

Stebler, John, G1946-50

Dorow, Al, QB1954-56

Snead, Norm, QB1961-63

Began, Gary, QB1968-69

Pettibon, Richie, S1971-72

Laufenberg, Babe, QB [also 12]1983-85

Rubbert, Ed, QB1987

Humphries, Stan, QB1989-91

Gannon, Rich, QB1993

Query, Jeff, WR1995

Blanton, Scott, K1996-98

Peete, Rodney, QB1999

Banks, Brandon, WR2010-12

McCoy, Colt, QB [also 12]2014-15

Chesson, Jehu, WR2018

17

Edwards, Turk, T1937-39

Davis, Fred, T1941-42, 45

Reynolds, Mack, QB1960

Hall, Galen, QB1962

Theofilides, Harry, QB1968

Kilmer, Billy, QB1971-78

Owen, Tom, QB1982

Hart, Jim, QB1984

Batkowski, Steve, QB1985

Williams, Doug, QB1986-89

Friesz, John, QB1994

Wuerffel, Danny, QB2002

Campbell, Jason, QB2005-09

Smith, Hunter, P [also 3]2010

Bellamy, Josh, WR2013

Floyd, Michael, WR2018

18

Michaels, Ed, G1937

Bartos, Hank, G1938

Erickson, Carl, C1938-39

Titchenal, Bob, C1940-42

Hayden, Ken, C1943

Akins, Frank, FB1943-46

Marcus, Pete, E1944

Duckworth, Joe, E1947

Macioszczyk, Art, B1948

Berrang, Ed, E1949-52

Scarbath, Jack, QB1953-54

Wyche, Sam, QB1971-73

ALL-TIME NUMBERS

Austin, Terrence, WR.....	2010-11
Lewis, Lance, WR.....	2013
Doctson, Josh, WR.....	2016-18

19

Malone, Charley, E.....	1937-40
Aguirre, Joe, E.....	1941, 43-45
Pebbles, Jim, E.....	1946-49, 51
Day, Eagle, DB [also 10].....	1959-60
Pierce, Dan, RB.....	1970
Shedd, Kenny, WR.....	2000
Tupa, Tom, P.....	2004-05
Mix, Anthony, WR.....	2007
Stallworth, Donté, WR.....	2011
Briscoe, Dezmon, WR.....	2012
Ross, Rashad, WR.....	2015-16
Davis, Robert, WR.....	2017-18

20

Battles, Cliff, RB.....	1937
Karamatic, George, HB.....	1938
Seymour, Bob, HB.....	1940-45
Sandifer, Dan, HB.....	1948-49
Thomas, George, B.....	1950-51
Rykovich, Jules, B.....	1952-53
Rosso, George, B.....	1954
Norris, Hal, B.....	1955-56
Nix, Doyle, HB.....	1958-59
Veréb, Ed, RB.....	1960
Freeman, Bob, HB.....	1962
Budd, Frank, WR.....	1963
Mazurek, Fred, B.....	1965-66
Allen, Jerry, B.....	1967-69
Mason, Tommy, RB.....	1971-72
Stone, Ken, S.....	1973-75
Lavender, Joe, CB.....	1976-82
Morton, Michael, RB.....	1985
Welch, Herb, DB.....	1989
Mays, Alvoid, CB.....	1990-94
Logan, Marc, FB.....	1995-97
Hicks, Skip, RB.....	1998-2000
Bates, Michael, KR.....	2001
Morton, Chad, RB/KR.....	2003-04
Prioleau, Pierson, S.....	2005-07
Tryon, Justin, CB.....	2008-09
Harris, Macho, S.....	2010
Atogwe, Oshiomogho, S.....	2011
Griffin, Cedric, CB.....	2012
Minnifield, Chase, CB.....	2014
Johnson, Jeron, S.....	2015
Toler, Greg, CB.....	2016
Kelley, Rob, RB [also 32].....	2017-18
Clinton-Dix, Ha Ha.....	2018

21

Olsson, Swede, G.....	1937-38
Farman, Dick, G.....	1939-43
Walton, Frank, G.....	1944-45
Ward, Bill, C.....	1946-47
Deeks, Don, T.....	1947
Goode, Rob, B [also 39].....	1949-51, 54-55
Barni, Roy, B.....	1955-56
Sommer, Mike, B [also 27].....	1958
Glick, Gary, B.....	1959-61
Schick, Doyle, LB.....	1961
Carr, Jim, LB.....	1964-65
Mingo, Gene, K.....	1967
Harold, George, B.....	1968
Brown, Tom, DB.....	1969
Jones, Larry, WR.....	1974-77
Nelms, Mike, KR.....	1980-84
Jessie, Tim, RB.....	1987
Byner, Earnest, RB.....	1989-93
Boykin, Todd, CB.....	1994
Allen, Terry, RB.....	1995-98
McMillian, Mark, CB.....	1999
Sanders, Deion, CB.....	2000
Smoot, Fred, CB [also 27].....	2001-04
Taylor, Sean, S [also 36].....	2005-07

22

Bond, Chuck, T.....	1937-38
Zimmerman, Roy, HB.....	1940-42
Turley, Doug, E.....	1944-48
Dowda, Harry, B [also 44].....	1949-53
Justice, Charlie, B.....	1950, 52-54
Crotty, Jim, B.....	1960-61
Jackson, Leroy, HB.....	1962-63
Lewis, Dan, RB.....	1965
Jackson, T.J., WR.....	1967
Harris, Jim, DB.....	1970
Taylor, Roosevelt, DB.....	1972
Thomas, Mike, RB.....	1975-78
Hardeman, Buddy, RB.....	1979-80
Jordan, Curtis, S [also 25].....	1981-86
Burmeister, Danny, DB.....	1987
Morris, Jamie, RB.....	1988-89
Bowles, Todd, S [also 23].....	1986-90, 92-93
Thomas, Johnny, CB [also 41].....	1988-90, 92-94
Wycheck, Frank, TE [also 36].....	1993-94
Sutton, Eric, S.....	1996
Williams, Jamel, S.....	1997-98
Murrell, Adrian, RB.....	2000
Serwanga, Kato, DB.....	2001-02
McCullough, Sultan, RB.....	2003
Dennis, Pat, S.....	2004
Rogers, Carlos, CB.....	2005-10
Barnes, Kevin, CB [also 25].....	2011
Royster, Evan, RB [also 35].....	2012-13
Porter, Tracy, CB.....	2014
Everett, Deshazor, CB/S.....	2015-18

23

Irwin, Don, FB.....	1937-40
Birlem, Keith, HB.....	1939
Madarik, Elmer, DB.....	1948
Haynes, Hall, B.....	1950-55
Crabb, Claude, CB.....	1962-63
Hunter, Bill, DB.....	1965
Owens, Brig, DB.....	1966-77
Peters, Tony, SS.....	1979-82, 84-85
Bowles, Todd, S [also 23].....	1986-90, 92-93
Savage, Sebastian, CB.....	1995
Bailey, Robert, CB.....	1995
Barnes, Tomur, CB.....	1996
Stevens, Matt, S.....	1998-2000
Carter, Ki-Jana, RB.....	2001
Branch, Bruce, KR.....	2002
Jimoh, Ade, DB.....	2003-04
Stoutmire, Omar, S.....	2005
Vincent, Troy, CB/S.....	2006
Stoutmire, Omar, S.....	2007
Hall, DeAngelo, CB/S.....	2008-17
Dunbar, Quinton, CB.....	2018

24

Turner, Jay, HB.....	1938-39
Livingston, Howie, HB.....	1948-50
Heath, Leon, B [also 32].....	1951-53
Kincaid, Blackie, DB.....	1954
Podoley, Jim, HB.....	1957-60
Sample, Johnny, DB.....	1963-65
Rector, Ron, RB.....	1966
Larson, Pete, RB.....	1967-68
Wade, Bob, DB.....	1969
Malinchak, Bill, WR.....	1970-74, 76
Thomas, Spencer, S.....	1975
Parrish, Lemar, CB.....	1978-81
Washington, Joe, RB [also 25].....	1981-84
Washington, Anthony, CB.....	1983-84
Bryant, Kelvin, RB.....	1986-88, 90
Harry, Carl, WR.....	1989, 92
Eilers, Pat, CB [also 25].....	1992-94
Richard, Stanley, S.....	1995-98
Bailey, Champ, CB.....	1999-03
Springs, Shawn, CB.....	2004-08
Davis, James, RB.....	2010
Gomes, DeJon, S.....	2012
Rambo, Bacarri, S.....	2013-14

Sanford, Jamarca, S.....	2014
Ihenacho, Duke, S [also 35 and 29].....	2015
Norman, Josh, CB.....	2016-18

25

Krause, Max, FB.....	1937-40
Dow, Ken, FB.....	1941
Poillon, Dick, B.....	1942, 46-69
Seno, Frank, HB.....	1943-44
Doolan, John, HB.....	1945
Brown, Hardy, B.....	1950
Papit, John, B [also 15].....	1951-53
Adduci, Nick, B [also 44].....	1954-55
Runnels, Tom, B.....	1956-57
Lynch, Dick, B.....	1958
McCabe, Dick, B.....	1959
Krakoski, Joe, B.....	1961
Atkins, Pervis, HB.....	1964
Whitfield, A.D., RB.....	1966-68
Hull, Mike, RB.....	1971-74
Brown, Eddie, S.....	1975-77
Malone, Benny, RB.....	1978-79
Jordan, Curtis, S [also 22].....	1981-86
Washington, Joe, RB [also 24].....	1981-84
Etherly, Dave, DB.....	1987
Oliphant, Mike, RB.....	1988
Dupard, Reggie, RB.....	1989-90
Washington, Mickey, CB.....	1992
Eilers, Pat, S [also 24].....	1992-94
Carter, Tom, CB.....	1993-96
Denton, Tim, CB.....	1998-99
Greer, Donovan.....	2001
Bauman, Rashad, DB.....	2002-03
Clark, Ryan, DB.....	2004-05
Wright, Kenny, DB.....	2006
Green, Mike, S.....	2008
Barnes, Kevin, CB [also 22].....	2009-10
Hightower, Tim, RB.....	2011
Grant, Ryan, RB.....	2012
Williams, Keiland, RB [also 35].....	2012
Clark, Ryan, S.....	2014
Thompson, Chris, RB [also 37].....	2013, 2015-18

26

Carroll, Vic, C/G.....	1937-42
Foltz, Vernon, C.....	1944
Lolota, Al, T.....	1945
Ruthstrom, Ralph, LB.....	1947
Castiglia, Jim, B.....	1947-48
Cochran, Tom, B.....	1949
Spaniel, Frank, B.....	1950
Salem, Ed, B.....	1951
Davis, Andy, B.....	1953
Shula, Don, DB.....	1957
Stits, Bill, DB.....	1959
Krause, Paul, DB.....	1964-67
Brunet, Bob, RB.....	1968, 70-77
Harris, Don, S.....	1978-79
Metcalf, Terry, RB.....	1981
Evans, Reggie, RB.....	1983
Smith, Ricky, CB.....	1984
Badjanek, Rick, RB.....	1986
Wilson, Wayne, RB.....	1987
McEwen, Craig, TE.....	1987-88
Davis, Wayne, CB.....	1989-90
Copeland, Danny, S.....	1991-93
Grant, Alan, CB.....	1994
Oliver, Muhammad, CB.....	1995
Dishman, Curtis, CB.....	1997-98
Buckley, Chris, CB.....	1999
Drakeford, Tyronne, CB.....	2000
Ohalette, Ifeanyi, S.....	2001-03
Portis, Clinton, RB.....	2004-10
Wilson, Josh, CB.....	2011-13
Breeland, Bashaud, CB.....	2014-17
Peterson, Adrian, RB.....	2018

ALL-TIME NUMBERS

27

Parks, Mickey, C.....	1938-40
Stuart, Jim, T.....	1941
Zeno, Joe, G.....	1942-44
Audet, Earl, T.....	1945
Bartos, Joe, B.....	1950
Ferris, Neil, DB.....	1951-52
Menasco, Don, DB.....	1954
DeCarlo, Art, B.....	1956-57
Walters, Les, DB.....	1958
Sommer, Mike, B.....	1959, 61
Love, John, WR.....	1967
Houston, Ken, S.....	1973-80
Edwards, Brad, S.....	1990-93
Taylor, Keith, S [also 29].....	1994-96
Evans, Greg, S.....	1998
Paul, Tito, CB.....	1999
Carrier, Mark, FS.....	2000
McClellion, Central, DB.....	2001
Franz, Todd, DB.....	2002
Harris, Walt, CB.....	2004-05
Smoot, Fred, CB [also 21].....	2007-09
Johnson, Larry, RB.....	2010

28

Peterson, Nels, E.....	1937
Masterson, Bob, E.....	1938-43
Schilling, Ralph, DE.....	1946
Taylor, Hugh, E [also 84].....	1947-54
Scudero, Joe, B.....	1954-58
Rzempoluch, Ted, DB.....	1963
Clay, Ozzie, DB.....	1964
Smith, Dick, HB.....	1967-68
Henderson, Jon, WR.....	1970
Haymond, Alvin, DB.....	1972
Mul-Key, Herb, RB.....	1972-74
Bryant, Trent, CB.....	1981
Crissy, Kris, WR.....	1981
Green, Darrell, CB.....	1983-02

29

Karcher, Jim, G.....	1937-39
Andrako, Steve, C.....	1940-41
DeCorrevant, Bill, HB.....	1945
Britt, Oscar, G.....	1946
Wilde, George, HB.....	1947
Hartley, Howard, B.....	1948
Dwyer, Jack, B.....	1951
Barry, Paul, B.....	1953
Zagers, Bert, B.....	1955, 57-58
Vactor, Tad, CB.....	1969-74
Murphy, Mark, S.....	1977-84
Branch, Reggie, RB [also 30].....	1985-89
Gulledge, David, S.....	1992
Taylor, Keith, S [also 27].....	1994-96
Turner, Scott, CB.....	1995-97
Shade, Sam, S.....	1999-02
Franz, Todd, S.....	2003-04
Torrence, Leigh, CB.....	2006-07
Holmes, Lendy, S.....	2009
Jones, Reggie, CB.....	2010
Simpson, Chad, RB.....	2010
Helu Jr., Roy, RB.....	2011-14
Culliver, Chris, CB.....	2015
Ihenacho, Duke, S [also 35 and 24].....	2016
Fuller, Kendall, CB [also 38].....	2017
Guice, Derris, RB.....	2018

30

Howell, Millard, B.....	1937
Filchok, Frank, QB.....	1938-41, 44-45
Juzwisk, Steve, HB.....	1942
Dunn, Coye, HB.....	1943
Youel, Jim, DB.....	1946-48
Sutton, Ed, B.....	1957-59
Cunningham, Jim, FB.....	1961-63
Briggs, Bob, B.....	1965
Jordan, Jeff, RB.....	1971-72
Salter, Bryant, S.....	1974-75

Klick, Jim, RB.....	1977
Forté, Ike, RB.....	1978-80
Giaquinto, Nick, RB.....	1981-83
Moore, Jeff, RB.....	1984
Branch, Reggie, RB [also 29].....	1985-89
Garner, Dwight, RB.....	1986
Holman, Walter, RB.....	1987
Mickles, Joe, RB.....	1989
Mitchell, Brian, RB.....	1990-99
Canidate, Trung, RB.....	2003
Broughton, Nehemiah, RB.....	2005-06
Landry, LaRon, S.....	2007-11
Butler, Crezdon, CB.....	2012
Johnson, Domanique, CB.....	2012
Biggers, E.J., CB.....	2013-14
Jarrett, Kyshoen, DB.....	2015
Bruton Jr., David, S.....	2016
Apke, Troy, CB.....	2018

31

Johnston, Jimmy, HB.....	1939-40
Clair, Frank, E.....	1941
Weldon, Larry, QB.....	1944-45
Ehrhardt, Clyde, C.....	1949
Bosseler, Don, FB.....	1957-64
Kantor, Joe, B.....	1966
Harroway, Charley, FB.....	1969-73
Evans, Charlie, RB.....	1974
Jenkins, Ken, RB.....	1985
Vaughn, Clarence, S.....	1987-91
Clifton, Gregory, WR.....	1993
Pounds, Darryl, CB.....	1995-99
Terrell, David, CB.....	2000-03
Simon, John, RB [R].....	2004
Cartwright, Rock, FB [also 40].....	2005-09
Buchanan, Phillip, CB.....	2010-11
Meriweather, Brandon, S.....	2012-14
Jones, Matt, RB.....	2015-16
Moreau, Fabian, CB.....	2017-18

32

McChesney, Bob, E.....	1937-43
Cafego, George, HB.....	1943
Rosato, Sal, FB.....	1945-47
Stout, Pete, B.....	1949-50
Heath, Leon, FB [also 24].....	1951-53
Elter, Leo, B.....	1955-57
Wulff, Jim, B.....	1960-61
Barnes, Billy Ray, RB.....	1962-63
Clay, Billy, DB.....	1966
McDonald, Ray, RB.....	1967-68
Dyer, Henry, RB.....	1969-70
Pardue, Jack, LB.....	1971-72
Curtis, Mike, LB.....	1977-78
Dean, Vernon, CB.....	1982-87
McEwen, Craig, TE.....	1987-88
Wilder, James, RB.....	1990
Erwins, Ricky, RB.....	1991-94
Thibodeaux, Keith, CB.....	1997
Wright, Toby, CB.....	1999
Dukes, Chad, RB.....	2000
Bennett, Donnell, FB.....	2001
Watson, Kenny, RB.....	2002
Jirmoh, Ade, DB.....	2005-06
Mason, Marcus, RB.....	2009
Russell, Anderson, S.....	2010
Thompson, Brandyn, CB.....	2011
Pugh, Jordan, S.....	2012-13
Redd, Jr., Silas, RB.....	2014
Kelley, Rob, RB [also 20].....	2016
Perine, Samaje, RB.....	2017-18

33

Baugh, Sammy, QB.....	1937-52
-----------------------	---------

-- Number retired --

34

Hartman, Bill, HB.....	1938
German, Jimmy, QB.....	1939
Sanford, Haywood, E.....	1940

Micka, Mike, FB.....	1944
Gaffney, Jim, B.....	1946
Quirk, Ed, FB.....	1948-51
Cloud, John, B.....	1952-53
Smith, Jim, DB.....	1968
Green, Tony, RB.....	1978
Hammond, Bobby, RB.....	1979-80
Williams, Kevin, CB.....	1985, 88
Davis, Brian, CB.....	1987-90
Kimble, Garry, DB.....	1987
Hoage, Terry, S.....	1991
Bayless, Martin, S.....	1994
Kitts, Jim, FB.....	1998
Symonette, Josh, S.....	2000
Metcalfe, Eric, PR/RB.....	2001
Lott, Andre, S.....	2002-04
Patterson, Dimitri, DB.....	2005
Eubanks, John, CB.....	2006-07
Westbrook, Byron, CB.....	2009-10
Robinson, Trenton, S.....	2013-15
Brown, Mack, RB.....	2016-17
Marshall, Byron, RB.....	2017-18

35

Smith, Riley, DB.....	1937-38
Moore, Wilbur, HB.....	1939-46
Dudley, Bill, B.....	1950-51, 53
Casares, Rick, RB.....	1965
Looney, Joe Don, RB.....	1966-67
Hill, Calvin, RB.....	1976-77
Deloplainé, Jack, RB.....	1978
Perrin, Lonnie, RB.....	1979
Claitt, Rickey, RB.....	1980-81
Griffin, Keith, RB.....	1984-85
Mayhew, Martin, CB.....	1989-92
Evans, Leomont, CB.....	1996-99
Jospeh, Ricot, DB.....	2002
Doering, Jason, S.....	2004
Morton, Christian, DB.....	2005
Ganther, Quinton, RB.....	2009
Williams, Keiland, RB.....	2010
Royster, Evan, RB [also 22].....	2011
Jones, David, CB.....	2012
Ihenacho, Duke, S [also 24 and 29].....	2014
Rogers, Justin, CB [also 38].....	2015
Phillips, Dashaun, CB.....	2015-16
Nicholson, Montae, S.....	2017-18

36

Wilkin, Willie, T.....	1939-43
Harris, Henry, T.....	1947-48
Drazenovich, Chuck, LB.....	1950-59
Hatcher, Ron, RB.....	1962
Tracy, Tom, RB.....	1963-64
Barrington, Tom, RB.....	1966
Nelson, Ralph, RB.....	1975
Moss, Eddie, RB.....	1977
Smith, Timmy, RB.....	1987-88
Cofer, Joe, DB.....	1987
Wycheck, Frank, TE [also 22].....	1993-94
Bell, William, FB.....	1994-96
Maston, Le'Shai, FB.....	1998
Taylor, Sean, S [also 21].....	2004
Duckett, T.J., RB.....	2006
Broughton, Nehemiah, RB.....	2007
Williams, Eddie.....	2009
Young, Darrel, FB.....	2010-15
Cravens, Su'a, S.....	2016
Swearingen, D.J., S.....	2017-18

ALL-TIME NUMBERS

37

Young, Bill, T.....	1937-42, 46
Pasqua, Joe, T.....	1943
Watson, Jim, C.....	1945
Tereshinski, Joe, E.....	1947-54
Lockett, J.W., FB.....	1964
Fischer, Pat, DB.....	1968-77
Cherry, Raphael, S.....	1985
Williams, Kevin, CB.....	1985-88
Curtis, Travis, CB.....	1988, 91
Riggs, Gerald, RB.....	1989-91
Morrison, Darryl, S [also 38].....	1993-96
Smith, Cedric, FB.....	1994-95
Washington, James, S.....	1996
Campbell, Jesse, S.....	1997-98
Centers, Larry, FB.....	1999-2000
Doughty, Reed, S.....	2006-13
Thompson, Chris, RB [also 25].....	2014
Harris, Jeremy, CB.....	2015
Smithson, Fish, CB.....	2017
Stroman, Greg, CB.....	2018

38

Smith, Ben, E.....	1937
Bradley, Hal, E.....	1938
Fisher, Bob, T.....	1940
Aldrich, Ki, C.....	1942
Jenkins, Jacque, FB.....	1943, 46
Conkright, Bill, C.....	1943
Dye, Les, E.....	1944-45
Goodnight, Clyde, DB.....	1949-50
Martin, Jim, K.....	1964
Seedborg, John, K.....	1965
Casares, Rick, RB.....	1965
Willis, Larry, S.....	1973
Smith, Larry, RB.....	1974
Harmon, Clarence, RB.....	1977-82
Rogers, George, RB.....	1985-87
Reaves, Williard, RB.....	1989
Morrison, Darryl, S [also 37].....	1993-96
Frisch, David, TE [also 80].....	1997
Gillespie, Robert, RB.....	2002
Macklin, David, CB.....	2007
Rashad, Sha'reff, S.....	2010
Ducre, Greg, CB.....	2014
Rogers, Justin, CB [also 35].....	2014
Goldson, Dashon, S.....	2015
Fuller, Kendall, CB [also 29].....	2016
Holsey, Joshua, CB.....	2017-18

39

Kawal, Ed, C.....	1937
Stralka, Clem, C.....	1938-42, 45-46
Hanna, Zip, G.....	1945
Buksar, George, B.....	1951-52
Sykes, Bob, B.....	1952
Goode, Rob, RB [also 21].....	1949-51, 54-55
Francis, Dave, B.....	1963
Hughley, George, B.....	1965
Wonsley, Otis, RB.....	1981-85
Lane, Skip, S.....	1987
Green, Robert, RB.....	1992
Rush, Tyrone, RB.....	1994
Fox, Vernon, S.....	2006-07
Crawford, Richard, CB.....	2012
Amerson, David, CB.....	2013-15
Thomas, Pierre, RB.....	2015
Whitner Sr., Donte, S.....	2016
McClure, Stefan, S.....	2017
Bibbs, Kapri, RB.....	2017
Alexander, Adonis, CB.....	2018

40

Millner, Wayne, E.....	1936-41, 45
Kovatch, John, E.....	1942, 46
Ribar, Frank, G.....	1943
Cox, Billy, B [also 14].....	1951-52, 55
Lowe, Gary, B.....	1956-57
Horner, Sam, DB.....	1960-61

Sanders, Lonnie, DB.....	1963-67
Martin, Aaron, DB.....	1968
Kopay, Dave, RB.....	1969-70
Nock, George, RB.....	1972
Hyatt, Fred, WR.....	1973
Cunningham, Doug, RB.....	1974
Anderson, Bob, RB.....	1975
Hall, Windlan, S.....	1977
Jackson, Wilbur, RB.....	1980-82
Smith, Jimmy, RB.....	1984
Kane, Rick, RB.....	1984
Walton, Alvin, S.....	1986-91
Brooks, Reggie, RB.....	1993-95
Cartwright, Rock, FB [also 31].....	2002-04
Archuleta, Adam, S.....	2006
Brown, Andre, RB.....	2010
Choice, Tashard, RB.....	2011
Nelson, Kyle, LS.....	2013
Okoro, Kenny, CB.....	2014
Williams, Cary, CB.....	2015
Harvey-Clemons, Josh, LB.....	2017-18

41

Krause, Red, C.....	1938
Todd, Dick, RB.....	1939-42, 45-48
Stasica, Leo, HB.....	1943
Wells, Billy, B.....	1954, 56-57
Watson, Sid, B.....	1958
Hudson, Bob, LB.....	1959
Steffen, Jim, DB.....	1961-65
Bass, Mike, CB.....	1969-75
Carpenter, Brian, CB.....	1983-84
Morrison, Tim, CB.....	1986-87
Woodberry, Dennis, DB.....	1987-88
Thomas, Johnny, CB [also 22].....	1988-90, 92-94
Mandeville, Chris, DB.....	1989
Crutchfield, Buddy, CB.....	1998
Harrison, Lloyd, CB.....	2000
Bowen, Matt, S.....	2003-05
Kozlowski, Brian, TE.....	2004-07
Moore, Kareem, S.....	2008-10
Williams, Madieu, S.....	2012
Thomas, Phillip, S.....	2014
Blackmon, Will, CB/S.....	2015-16
Peters, Dtha, LB.....	2017
Johnson, Danny, CB.....	2018

42

Tuckey, Dick, FB.....	1938
Hare, Ray, QB.....	1940-43
North, Jim, T.....	1944
Adams, John, T.....	1945-49
Sebek, Nick, QB.....	1950
Alban, Dick, B.....	1952-55
Planutis, Jerry, B.....	1956
Anderson, Bill, E.....	1958-63
Taylor, Charley, RB-WR.....	1964-77

43

Kahn, Eddie, G.....	1937
Bond, Randall, QB.....	1938
Cifers, Ed, T.....	1941-42, 46
Campofreda, Nick, C.....	1944
Barber, Ernie, C.....	1945
Szafaryn, Len, T.....	1949
Williams, John, B.....	1952-53
Janowicz, Vic, B.....	1954-55
Haley, Dick, B.....	1959-60
Kerr, Jim, DB.....	1961-62
Walters, Tom, DB.....	1964-67
Brown, Larry, RB.....	1969-76

44

Farkas, Andy, FB.....	1938-44
Ananis, Vito, B.....	1945
Condit, Merle, HB.....	1945
Garzoni, Mike B.....	1947
Roussos, Mike, T.....	1948-49
Dowda, Harry, B [also 22].....	1949-53
Adduci, Nick, B [also 25].....	1954-55

Thurlow, Steve, RB.....	1966-68
Severson, Jeff, DB.....	1972
Denson, Moses, RB.....	1974-75
Riggins, John, RB.....	1976-79, 81-85

45

Russell, Bo, T.....	1939-40
Hoffman, Bob, RB.....	1940-41
Beinor, Ed, T.....	1942
Lapka, Ted, E.....	1943-44, 46
McKee, Paul, E.....	1947-48
Stovall, Dick, C.....	1949
Baker, Sam, K [also 49].....	1953, 56-59
Felton, Ralph, B.....	1954-60
Duncan, Leslie, DB.....	1971-74
Williams, Gerard, DB.....	1976-78
White, Jeris, CB.....	1980-82
Wilburn, Barry, CB.....	1985-89
Johnson, Sidney, CB.....	1990-92
Walker, Brian, S.....	1996
Sellers, Mike, TE.....	1998-2000, 04-05
Royal, Robert, TE (IR).....	2002
Simon, John, RB.....	2003
Sellers, Mike, FB.....	2006-11
Murphy, Jerome, CB.....	2012-13
Evans, Josh, S.....	2016
Robertson, Pete, LB.....	2017

46

Young, Roy, T.....	1938
Spirida, John, E.....	1939
Banta, Jack, B.....	1941
Gentry, Lee, HB.....	1941
Gibson, Joe, E.....	1943
Natowich, Andy, HB.....	1944
Bedore, Tom, C.....	1944
Ungerer, Joe, T.....	1944-45
Steen, Paul, T.....	1946
Sommer, Jack, C.....	1947
Doll, Don, DB.....	1953
Atkeson, Dale, B.....	1954-56
Hackbart, Dale, DB.....	1961-63
Harris, Rickie, DB.....	1965-70
Grant, Frank, WR.....	1973-78
McDaniel, LeCharis, CB.....	1981-82
Sanders, Ricky, WR [also 83].....	1986-93
Mitchell, Mike, CB.....	1987
Woodberry, Dennis, CB.....	1987-88
Betts, Ladell, RB.....	2002-09
Torain, Ryan, RB.....	2010-11
Morris, Alfred, RB.....	2012-15
Daniels, LeShun, RB.....	2017
Bibbs, Kapri, RB.....	2018

47

Smith, George, C.....	1937, 41-43
Keenan, Jack, T.....	1944-45
Williamson, Ernie, T.....	1947
Butkus, Carl, T.....	1948
Niemi, Laurie, T.....	1949-53
James, Dick, B.....	1956-63
Shorter, Jim, DB.....	1964-67
Roberts, Walter, WR.....	1969-70
Thomas, Duane, RB.....	1973-74
Waddy, Ray, CB.....	1979-80
Williams, Greg, FS.....	1982-85
Thomas, Johnny, CB [also 22, 41].....	1988-90, 92-94
Bowie, Larry, FB.....	1996-99
Johnson, Bryan, FB.....	2000-03
Cooley, Chris, TE.....	2004-12
Davis, Akeem, S.....	2014
Dunbar, Quinton, CB.....	2015-17

ALL-TIME NUMBERS

48

Whited, Marvin, B.....	1942-45
Leon, Tony, G.....	1943
Pressley, Leo, C.....	1945
Edwards, Weldon, T.....	1948
Hendren, Bob, T.....	1949-51
Hecker, Norb, DB.....	1955-57
Scottie, Ben, DB.....	1959-61
Elmore, Doug, B.....	1962
Coia, Angelo, WR.....	1964-65
Burrell, John, WR.....	1966-67
Jaqua, Jon, CB.....	1970-72
Coffey, Ken S.....	1983-86
Gage, Steve, S.....	1987-88
Curtis, Travis, CB [also 37].....	1988, 91
Whisenhunt, Ken, TE.....	1990
Davis, Stephen, RB.....	1996-02
Ware, Kevin, TE.....	2003
White, Manuel, HB.....	2005
Horton, Chris, S.....	2008-10
Bernstine, Jordan, S.....	2012
Gumbs, Jose, S.....	2013
Trail, Lynden, LB.....	2016
Ogunbowale, Dare, RB.....	2017
Ladler, Kenny, S.....	2018

49

Meade, Jim, HB.....	1939-40
Koniszewski, John, T.....	1945-46, 48
Sanchez, John, T.....	1947-49
Venuto, Sam, B.....	1952
Baker, Sam, P [also 45].....	1953, 56-59
Monachino, Jim, B.....	1955
Brewer, Billy, B.....	1960
Mitchell, Bobby, RB.....	1962-68
Stephens, Leonard, TE.....	2002

50

Nussbaumer, Bob, E.....	1947-48
Ulinski, Harry, C [also 56].....	1950-51, 53-56
Hageman, Fred, C.....	1961-64
Adams, Willie, LB.....	1965-66
Baughan, Maxie, LB.....	1971-74
Wysocki, Pete, LB.....	1975-80
Kubin, Larry, LB.....	1982-84
Caldwell, Ravin, LB.....	1987-92
Kimmel, Jon, LB.....	1987
Rose, Carlton, LB.....	1987
Myslinski, Tom, G.....	1992
Raab, Marc, C.....	1993
Brownlow, Darrick, LB.....	1995-96
Smith, Derek M., LB.....	1997-2000
Jones, Robert, LB.....	2001
Moore, Larry, C.....	2002-03
Campbell, Khary, LB.....	2004-08
Williams, Edwin, C/G.....	2009
Jackson, Rob, LB [also 91, 98].....	2010-13
Miller, Gabe, LB.....	2014
Spaight, Martrell, LB.....	2015-17

51

Shugart, Clyde, G.....	1939-43
Merkle, Ed, G.....	1944
Lennon, Reid, G.....	1945
Boensch, Fred, G.....	1947-48
Momson, Tony, C.....	1952
Schrader, Jim, C.....	1954, 56-61
Kelley, Gordon, LB.....	1962-63
Reger, John, LB.....	1964-66
Williams, Sid, LB.....	1967
Didon, John, LB.....	1969
Grant, Bob, LB.....	1971
Ryczek, Dan, C.....	1973-75
Harris, Joe, LB.....	1977
Coleman, Monte, LB.....	1979-94
Ponds, Antwaune, LB.....	1998
Francis, James, LB.....	1999
Fischer, Mark, C [also 60].....	2000-01
Jones, Rod, G, [IR].....	2002

Smith, Clifton, LB.....	2003
Barnes, Brandon, LB.....	2004
McNeil, Nick, LB.....	2005
Fincher, Alfred, LB.....	2008
Henson, Robert, LB.....	2009-10
Fox, Keyaron, LB.....	2011
Wilson, Chris, LB.....	2012
Jenkins, Brandon, LB.....	2013
Compton, Will, LB [also 53].....	2014-17
Dion-Hamilton, Shaun, LB.....	2018

52

Gilmer, Harry, QB [also 12].....	1948-52, 54
Allen, John, C.....	1955-58
Butsko, Harry, LB.....	1963
Morgan, Mike, LB.....	1968
Hamlin, Gene, C.....	1970
Pergine, John, LB.....	1973-75
Olkewicz, Neal, LB.....	1979-89
Elliott, Matt, C.....	1992
Raymer, Cory, C.....	1995-01, 2004-05
Marshall, Lemar, LB.....	2002-03
McIntosh, Rocky, LB.....	2006-11
Robinson, Keenan, LB.....	2012-15
Garvin, Terence, LB.....	2016
Anderson, Ryan, LB.....	2017-18

53

Deal, Rufus, FB.....	1942
Smith, Jack, E.....	1943
Ucovich, Mitch, T.....	1944
DeMao, Al, C.....	1945-53
Torgeson, Torgy, LB.....	1955-57
Roehneit, Bill, LB.....	1960
Pellegrini, Bob, LB.....	1962-65
Jackson, Steve, LB.....	1966-67
McLinton, Harold, LB.....	1969-78
Bostic, Jeff, C.....	1980-93
Patton, Marcus, LB.....	1995-97
Mason, Eddie, LB.....	1999-2000, 02
Green, Donny, LB.....	2001
Clemons, Chris, LB.....	2003
Washington, Marcus, LB.....	2004-08
Kehl, Bryan, LB.....	2012-13
Compton, Will, LB [also 51].....	2013
Jeffcoat, Jackson, LB.....	2014-15
Brown, Zach, LB.....	2017-18

54

Corbitt, Don, C.....	1948
Cudzik, Walt, C.....	1954
Fulcher, Bill, LB.....	1956-58
Croftcheck, Don, G.....	1965-66
Roussel, Tom, LB.....	1968-70
Kuziel, Bob, C.....	1975-80
Turner, Kevin, LB.....	1981
Cronan, Peter, LB.....	1981-85
Krakoski, Joe, LB.....	1986
Gouveia, Kurt, LB.....	1987-94
Cowne, Joh, C.....	1987
Catanho, Al, LB.....	1986
Jones, Greg, LB.....	1997-2000
Brandt, David, G.....	2001
Trotter, Jeremiah, LB.....	2002-03
Blades, H.B., LB.....	2007-10
Snow, Justin, LS.....	2012
Tapp, Darryl, LB.....	2013
Jordan, Akeem, LB.....	2014
Williams, Trevardo, LB.....	2014
Foster, Mason, LB.....	2015-18

55

Aldrich, Ki, C.....	1941-43, 45-46
Crisler, Harold, E.....	1948-49
Ricca, Jim, C.....	1951-54
Miller, Allen, LB.....	1962-63
Hanburger, Chris, LB.....	1965-78
Kaufman, Mel, LB.....	1981-88
Collins, Andre, LB.....	1990-94
Uhlenhake, Jeff, C.....	1996-97

Hamilton, Malcolm, LB [also 58].....	1998-99
Strickland, Fred, LB.....	1999
Mitchell, Kevin, LB.....	2000-03
Barrow, Mike, LB [IR].....	2004
Taylor, Jason, DE.....	2008
Bowen, Alvin, LB.....	2009
White, Markus, LB.....	2011-12
Barnett, Nick, LB.....	2013
Hayward, Adam, LB.....	2014
Moody, Nick, LB.....	2016
Carter, Chris, LB.....	2017
Dunn, Casey, C.....	2018
East, Andrew, LS.....	2018

56

Avery, Don, T.....	1946-47
Ulinski, Harry, C [also 50].....	1950-51, 53-56
Woodward, Dick, C.....	1952
Brueckman, Charley, C.....	1958
Kuchta, Frank, C.....	1959
Beatty, Ed, C.....	1961
Hauss, Len, C.....	1964-77
Peiffer, Dan, C.....	1980
Lowry, Quentin, LB.....	1981-83
Junkin, Trey, LB.....	1984
Daniels, Calvin, LB.....	1986
Coye, Eric, C.....	1987-88
Bonner, Brian, LB.....	1989
Myslinski, Tom, G [also 50].....	1992
Hamilton, Rick, LB.....	1993-94
Anderson, Erick, LB.....	1994-95
Fox, Dion, LB.....	1995
Burnett, Chester, LB.....	1998
Arrington, LaVar, LB.....	2000-05
Gatewood, Curtis, LB.....	2009
Riley, Jr., Perry, LB.....	2010-15
Sullivan, John, C.....	2016
Vigil, Zach, LB [also 59].....	2017-18

57

Stacco, Ed, T.....	1949
Badaczewski, John, G.....	1949-51
Khayat, Ed, DT [also 79].....	1962-63
Crossan, Dave, C.....	1965-69
O'Dell, Stu, LB.....	1974-76
Milot, Rich, LB.....	1979-87
Copeland, Anthony, LB.....	1987
Graham, Don, LB.....	1989
Kirk, Randy, LB.....	1990
Millen, Matt, LB.....	1991
Bingham, Guy, C.....	1992-93
Harvey, Ken, LB.....	1994-98
Leeuwenburg, Jay, G.....	2000
Curry, Donte, LB.....	2001
Grant, Drantes, LB.....	2002-03
Clemons, Chris, LB.....	2004
Holdman, Warrick, LB.....	2005-06
Godfrey, Randall, LB.....	2007
Sundberg, Nick, LS.....	2010-18

58

Nobile, Leo, C.....	1947
Katrishen, Mike, T.....	1948-49
Burman, George, C/G.....	1971
Varty, Mike, LB.....	1973
Hover, Don, LB.....	1978-79
Weaver, Charlie, LB.....	1981
Anderson, Stuart, LB.....	1982-85
Burks, Shawn, LB.....	1986
Jones, David, C.....	1987
Windham, David, LB.....	1987
Marshall, Wilber, LB.....	1988-92
Banks, Carl, LB.....	1993
Alexander, Patrise, LB.....	1996-98
Givens, Reggie, LB.....	2000
Pierce, Antonio, LB.....	2001-04
Clemons, Chris, LB.....	2005
Posey, Jeff, LB.....	2006
Sinclair, Matt, LB.....	2007-08
Cook, Erik, C/G.....	2010-11

ALL-TIME NUMBERS

Addison, Mario, LB	2012
Hull, Josh, LB	2013
Beauharnais, Steve, LB [also 90]	2014
Davis, Ja'Gared, LB	2014
Galette, Junior, LB	2017

59

Carroll, Jim, LB [also 60]	1966-68
Dusek, Brad, LB	1974-81
Youngblood, Jim, LB	1984
Keating, Chris, LB	1985
Snipes, Angelo, LB	1986
Paine, Jeff, LB	1986
Hitchcock, Ray, C	1987
Wilson, Eric, LB	1987
Scully, Mike, C	1988
Harbour, Dave, C	1988-89
Brantley, John, LB	1992-93
Sedoris, Chris, C	1996
Barber, Shawn, LB	1998-01
Brown, Wilbert, OL	2002
McCune, Robert, LB	2005
Fletcher, London, LB	2007-13
Fields, Carlos, LB	2015
Plummer, Terrance, LB	2015
Lovato, Rick, LS	2016
Vigil, Zack, LB [also 56]	2016

60

Jaffurs, John, G	1946
Gray, Bill, G	1947-48
Sobolenski, Joe, G	1949
Brown, Buddy, G	1951-52
Berschet, Buddy, G	1951-52
Stanfel, Dick, G	1956-58
Khayat, Bob, G/K	1960, 62-63
Carroll, Jim, LB [also 59]	1966-68
Wilbur, John, G	1971-74
Simmons, Roy, G	1983
Turner, J.T., G	1984
McQuaid, Dan, T	1985-87
Wooten, Mike, C	1987
Stokes, Fred, DE	1989-92
Huntington, Greg, C	1993
Fischer, Mark, C [also 51]	1998-99
Samuels, Chris, T	2000-09
Black, Jordan, T	2012
Long, Spencer, G [also 61]	2014
de la Puente, Brian, C	2015
Painter, Winston, DL	2016
Kouandjio, Arie, G [also 74]	2017-18

61

DeFruiter, Bob, B	1945-47
Pepper, Gene, G	1950-53
O'Brien, Fran, T	1960-66
Avery, Jim, E	1966
Bandy, Don, G	1967-68
Johnson, Dennis, DT	1974-77
Jones, Melvin, G	1981
Huff, Ken, G	1983-85
Kehr, Rick, G	1987
Scissum, Willard, G	1987
Adickes, Mark, G	1990-91
Smith, Vernice, G	1993-95
Batiste, Michael, G	1998
Rabach, Casey, C	2005-10
Long, Spencer, G [also 60]	2015-17
Parris, Timon, G	2018

62

Witucki, Casimir, G [also 63]	1950-51, 53-56
Boll, Don, T	1953-59
Nisby, John, G	1962-64
Dess, Darrell, G	1965-66
Schoenke, Ray, G	1966-75
Nugent, Dan, G	1976-78, 80
Laster, Don, T	1982
Towns, Morris, T	1984
Petty, Phil, G	1987

Tamm, Ralph, G [also 64]	1991
Moore, Darryl, G	1993
Coleman, Ben, G	2001
Pucillo, Mike, G	2006-07
Clark, Devin, T	2008

63

Siegert, Herb, G	1949-51
Witucki, Casimir, C [also 62]	1950-51, 53-56
Karas, Emil, LB	1959
Breedlove, Rod, LB	1960-64
Johnson, Mitch, T [also 64]	1966-68
Breding, Ed, LB	1967-68
Duich, Steve, G	1969
Dean, Fred, G	1978-82
Kimball, Bruce, G [also 67]	1983-84
McKenzie, Raleigh, C/G	1985-94
Gesek, John, C [also 75]	1994-95
Sims, Keith, G	1998-2000
Bedell, Brad, OL	2003
Wilson, Mark, OL	2004
Montgomery, Will, OL	2009-13
Banks, Brandon, DL	2017

64

Marciniak, Ron, G	1955
Fulcher, Bill, LB	1956-58
Johnson, Mitch, T [also 63]	1966-68, 72
Sistrunk, Manny, DT	1970-75
Saul, Ron, G	1976-81
Hamilton, Steve, DE	1985-88
Tamm, Ralph, G [also 62]	1991
Elewonibi, Moe, T	1990-93
Match, Trevor, C	1994-96
Heck, Andy, T	1999-2000
Loverne, David, G	2002
Friedman, Lennie, OL	2003-05
Golston, Kedric, DL	2006-16
Francis, A.J., DL	2017

65

Clark, Jim, G	1952-53
Houston, Walt, G	1955
Promuto, Vince, G	1960-70
Sturt, Fred, G	1974
Butz, Dave, DT	1975-88

66

Norman, Jim, T	1955
Voytek, Ed, G	1957-58
Whitlow, Bob, C	1960-61
Kammerer, Carl, DE	1963-69
Pottios, Myron, LB	1971-73
Imhof, Martin, DE	1974
Arneson, Jim, G	1975
Fritsch, Ted, C	1976-79
Jacoby, Joe, G/T	1981-93
Turk, Dan, C	1997-99
Moore, Michael, G	2000
Campbell, Matt, G	2001
Stai, Brenden, G	2002
Kendall, Pete, OL	2007-08
Dockery, Derrick, OL	2003-06, 2009-10
Chester, Chris, G	2011-14
Bergstrom, Tony, C/G	2017-18

67

Suminski, Dave, G	1953
Stephens, Red, G	1955-60
Darre, Bernie, G	1961
Cvercko, Andy, G	1963
Reed, Bob, G	1965
Kupp, Jake, G-TE	1966
Wooten, John, G	1968
Grimm, Dan, G	1969
Tillman, Rusty, LB	1970-77
Dubinetz, Greg, G	1979
Kimball, Bruce, G [also 63]	1983-84
Beasley, Tom, DT	1984-86
Thompson, Steve, DT	1987

Lathrop, Kit, DE	1987
Waechter, Henry, DE	1987
Brown, Ray, G	1989-90, 92-95, 2004-05
Pourdanesh, Shar, T	1996-98
Fletcher, Derrick, G	2000
Terrell, Daryl, OL	2003
Albright, Ethan, LS [also 71, 77]	2007-09
LeRibeus, Josh, OL	2012-15
Kerin, Zac, OL	2018

68

Badgion, Ed, G	1952
Ramsey, Knox, G	1952-53
Sparks, Dave, G	1954
Feagin, Wylie, G	1963
Banks, Willie, G [also 69]	1968-69
Fanucci, Mike, DE	1972
Harlan, Jim, T	1978
Anderson, Gary, G	1980
Grimm, Russ, G	1981-91
Patton, Joe, G/T	1994-98
Hutson, Tony, G	2000
Tucker, Ross, G	2001-02, 07
Winey, Brandon, OL	2003
Geisinger, Justin, G	2008
Compton, Tom, T	2013-15
Catalina, Tyler, G	2017-18

69

Hansen, Ron, G	1954
Goosby, Tom, G	1966
Banks, Willie, G [also 68]	1968-69
Brooks, Perry, DT	1978-84
Thielemann, R.C., G	1985-88
Schlereth, Mark, G	1989-94
Milstead, Rod, G	1998-99
Ellis, Ed, T	2000
Molinaro, Jim, DL	2004-06
Fabini, Jason, OL	2007-08
Fanaika, Paul, G	2009
Smith, Willie, T	2011
Clemmings, T.J., T	2017
Bowanko, Luke, OL	2018

70

Karras, Lou, T	1950-51
Modzelewski, Dick, DT	1953-54
Miller, Fred, T	1955
Sardisco, Tony, G	1956
Lemek, Ray, T	1957-61
Moore, Chuck, G	1962
Huff, Sam, LB	1964-67, 69
Wynn, Will, DE	1977
Marshall, Leonard, DT	1994
Drake, Troy, T	1998
Vickers, Kipp, OL	2002

71

Houghton, Jerry, T	1950
Renfron, Will, T	1957-59
Stynchula, Andy, DT	1960-63
Seals, George, E	1964
Musgrove, Spain, DT	1967-68
Bosch, Frank, DT [also 73]	1968-70
Tyrer, Jim, T	1974
Lorch, Karl, DT	1976-81
Peutz, Gary, T	1982
Mann, Charles, DE	1983-93
Lewis, Ron, G	1995
Tanner, Barron, DT	1999
Dotson, Santana, DL, (IR)	2002
Albright, Ethan, LS [also 67, 77]	2003-08
Wade, Todd, OL	2007
Williams, Mike, G/T	2009
Williams, Trent, T	2010-18

ALL-TIME NUMBERS

72

Staton, Jim, DT	1951
Moss, Joe, T	1952
Christensen, Erik, DE	1956
Owens, Don, DT	1957
Weatherall, Jim, DT	1958
Churchwell, Don, T	1959
Rutgens, Joe, DT	1961-69
Hermeling, Terry, T	1970-73, 75-80
Talbert, Diron, DT	1971-80
Manley, Dexter, DE	1981-89
Haight, Mike, T	1992
Noga, Al, DE	1993
Bandison, Romeo, DT	1995-96
Flores, Mike, DE [also 73]	1995
Kalu, Ndukwue, DE	1998-2000
Boose, Dorian, DE	2001
Powell, Carl, DL	2002
Whitley, Taylor, G	2006
Scott, Darrion, DL [also 76]	2010
Bowen, Stephen, DE	2011-14
Lanier II, Anthony, DL	2016-17
Christian, Geron, T	2018

73

Barfield, Ken, T	1954
Davlin, Mike, T	1955
Miller, Joh, T	1956, 58-59
Matteson, Riley, T	1961-64
Jones, Stan, T	1965
Bosch, Frank, DE	1968-70
Laaveg, Paul, G	1970-75
Williams, Jeff, T	1978-80
May, Mark, G	1981-90
Mills, Lamar, DT	1994
Flores, Mike, DE [also 72]	1995
Ashmore, Darryl, T	1996-97
Wiggins, Paul, T	1998
Brown, Jamie, T	1999
Jackson, Benard, DT	2002
Jones, Kenyatta, DT	2003
Boschetti, Ryan, DL	2004-08
Robinson, William, T	2009
Joseph, Joe, DL	2010
Gettis, Adam, G	2013
Kearse, Frank, DE	2014-15
Jenkins, Cullen, DL	2016
Roullier, Chase, C	2017-18

74

Neimi, Laurie, T	1949-53
Morgan, Bob, DT	1954
Khayat, Eddie, DT [also 87]	1957, 62-63
Snowden, Jim, T	1965-72
Starke, George, T	1973-84
Koch, Marcus, DE	1986-91
McGriff, Curtis, DE	1997
Nichols, Gerald, DT	1993
Thure, Brian, T	1995
Badger, Brad, G	1997-99
Harrison, Nolan, DE	2000
Fiore, Dave, DL	2003
Jones, Kenyatta, DL	2004
Wade, Todd, DL	2006
Heyer, Stephon, T	2007-10
Polumbus, Tyler, DL	2011-14
Kouandjio, Arie, G [also 60]	2015-16
Franklin, Orlando, T	2017
Rhaney, Demetrius, C	2017-18

75

Ecker, Enrique, T	1952
Campora, Don, DT	1953
Jagielski, Harry, T	1956
Davidson, Ben, DT	1962-63
Williams, Fred, T [also 77]	1964-65
Marshall, Rich, DT	1966
Kelly, John, T	1966-67
Washington, Fred, T	1968

Wright, Steve, T	1970
Hermeling, Terry, T [also 72]	1970-80
Jones, Deacon, DE	1974
Clark, Mike, DE	1981
Ogrin, Pat, DT [also 79]	1981-82
Briz, Darrick, G	1987
Stensrud, Mike, DT	1989
Williams, Eric, DT	1990-93
Gesek, John, C [also 63]	1994-95
Dahl, Bob, G	1996-97
Cook, Anthony, DE	1999
Ham, Derrick, DE	2000
Sulfsted, Alex, DL	2002
Noble, Brandon, DT	2003-05
Demulling, Rick, DL	2007
Rinehart, Chad, G/T	2008-09
Hicks, Artis, G/T	2010
Locklear, Sean, T	2011
Scherff, Brandon, G	2015-18

76

Lipscomb, Paul, T	1950-54
Kimmel, J.D., T	1955-56
Stallings, Don, E	1960
Prestel, Jim, T	1966-67
Rock, Walter, T	1968-73
Stokes, Tim, T	1975-77
Heinz, Bob, DT	1978
Scanlan, Jerry, T	1980-81
Mendenhall, Mat, DE	1981-82
Donnalley, Rick, C/G	1984-85
Tilton, Ron, G	1986
Simmons, Ed, T	1987-97
Frazier, Frank, G	1987
Jansen, Jon, T	1999-08
Jones, Levi, T	2009
Bryant, Anthony, DL	2010
Scott, Darrion, DL	2011
Moses, Morgan, T	2014-18

77

Jacobs, Jack, QB	1946
Mont, Tommy, QB	1947-49
Krouse, Ray, T	1960
Barnett, Steve, T	1964
Williams, Fred, T [also 75]	1964-65
Barnes, Walter, DT	1966-68
Brundige, Bill, DT	1970-77
Jones, Joe, DE	1979-80
Grant, Darryl, DT	1981-90
Wahler, Jim, DT	1992-93
Johnson, Tré, DL	1994-2000, 02
Albright, Ethan, LS [also 67, 71]	2001-02
Thomas, Randy, OL	2003-09
Brown, Jammal, T	2010-11
Lauvao, Shawn, G	2014-18

78

Lawrence, Don, T	1959-61
Snidow, Ron, DE	1963-67
Peters, Floyd, T	1970
Taylor, Mike, T	1971
Sweeney, Walt, G	1974-75
Hickman, Dallas, DE [also 82]	1976-81
Smith, Paul, DE	1979-80
McGee, Tony, DE	1982-84
Hamel, Dean, DT	1985-88
Robinson, Lybrant, DE	1989
Johnson, Tim, DT	1990-95
Kuehl, Ryan, DT [also 99]	1996-97
Zorich, Chris, DT	1997
Brown, Doug, DT	1998-99
Smith, Bruce, DE	2000-03
Sykes, Joe, DE	2006
Sampson, Kevin, DL	2007
Batiste, D'Anthony, DL	2008-09
Lichtensteiger, Kory, DL	2010-16

79

Yonaker, John, E	1952
Hegarty, Bill, T	1953
Peters, Volney, T	1954-57
Khayat, Ed, DT [also 57]	1958
Toneff, Bob, DT	1959-64
Crane, Dennis, DT	1968-69
McDole, Ron, DE	1971-78
Bacon, Coy, DE [also 80]	1978-81
Ogrin, Pat, DT [also 75]	1981-82
Liebenstein, Todd, DE	1982-85
Barnett, Doug, DE	1985
Carlson, Mark, T	1987
Lachey, Jim, T	1988-95
Ertman, Steve, DT	1997
Vickers, Kipp, G	1999
Szott, Dave, G	2001
Elisara, Pita, OL	2003
Alexander, Lorenzo, LB [also 97]	2007-09
Clark, Jeremy, OL	2010
Hurt, Maurice, G	2011-12
Nsekhe, Ty, T	2015-18

80

Ecker, Enrique, T	1952
Brito, Gene, E	1951-53, 55-58
Junker, Steve, E	1961-62
Hernandez, Joe, E	1964
Hodgson, Pat, TE	1966
Alford, Bruce, K	1967
Long, Bob, WR	1969
Jefferson, Roy, WR	1971-76
Bacon, Coy, DE [also 79]	1978-80
McDaniel, John, WR [also 86]	1978-80
Haines, Kris, WR	1979
Seay, Virgil, WR	1981-84
Barnwell, Malcolm, WR	1985
Phillips, Joe, WR	1985-87
Yarber, Eric, WR	1986-87
Wilson, Teddy, WR	1987
Shepard, Derrick, WR	1987-88
Johnson, Joe, WR	1989-91
Howard, Desmond, WR	1992-94
Truitt, Olanda, WR [also 84]	1994-95
Brooks, Bill, WR	1996
Harper, Alvin, WR	1997
Frisch, David, TE [also 38]	1997
Alexander, Stephen, TE	1998-01
Jean, Jacques, WR	2002
Skaggs, Justin, WR	2002
Coles, Laveranues, WR	2003-04
Patten, David, WR	2005-06
McCardell, Keenan, WR	2007
Crowder, Jamison, WR	2015-18

81

Brown, Dan, E	1950
Morley, Sam, WR	1954
Walton, Joe, E	1957-60
Luce, Lew, B	1961
Jencks, Bob, E	1965
Kupp, Jake, TE	1966
Barefoot, Ken, E	1968
Carroll, Leo, DE [also 89]	1969-70
Alston, Mack, TE	1970-72
Winslow, Doug, WR	1976-77
Anderson, Terry, WR	1978
Smith, J.T., WR	1978
DeFrance, Chris, WR	1979
Monk, Art, WR	1980-93

82

Berrang, Ed, E	1949-52
Dale, Roland, E	1950
Poisfoot, Fran, E	1953
Carson, John, E	1954-59
MacAfee, Ken, E	1959
Heenan, Pat, E	1960
Absher, Dick, K	1967

ALL-TIME NUMBERS

Miller, Clark, DE	1969
Jones, Jimmie, DE	1971-73
Hickman, Dallas, DE (also 7B)	1976-81
Caster, Rich, TE	1981-82
Sawyer, John, TE	1983
Jones, Anthony, TE	1984-85
Caravello, Joe, TE	1987-88
Brandes, John, TE	1990-92
Rowe, Ray, TE	1992
Riggs, Jim, TE	1993
Haws, Kurt, TE	1994
Westbrook, Michael, WR	1995-01
Russell, Cliff, WR, [IR]	2002
Chamberlain, Byron, TE	2003
Kozlowski, Brian, TE	2004
Brown, Antonio, WR	2005
Randle El, Antwaan, WR	2006-09
Paulsen, Logan, TE	2010-14

83

Dekker, Al, WR	1953
Jones, Charlie, E	1955
Meadows, Ed, DB	1959
Wilkins, Roy, LB	1960-61
Norton, Jim, T	1969
Anderson, Bruce, DE	1970
Thompson, Ricky, WR	1978-81
McGrath, Mark, WR	1983-85
Stief, Dave, WR	1983
Mauti, Rich, WR (also 84)	1984
Noble, James, WR	1986
Sanders, Ricky, WR (also 46)	1986-93
Johnson, Richard, WR	1987
McEwen, Craig, TE (also 88)	1987-88
Winans, Tydus, WR	1994-95
Anderson, Flipper, WR	1996
CConnell, Albert, WR	1997-2000
Lockett, Kevin, WR	2001-02
Jackson, Willie, WR	2002
Flowers, Richmond, WR	2002
Russell, Cliff, WR	2003
Thrash, James, WR (also 87)	2004-08
Davis, Fred, TE (also 86)	2011-13
Smith, Alex, TE	2015
Quick, Brian, WR	2017-18

84

Taylor, Hugh, E (also 28)	1947-54
Shoener, Herb, E (also 12)	1948-49
Braatz, Tom, DE (also 85)	1957-59
Osborne, Tom, E	1960-61
Hancock, Mike, TE	1973-75
Fugett, Jean, TE	1976-79
McCrary, Greg, TE (also 85)	1978, 81
McKinney, Zion, WR	1980
Williams, Mike, TE	1982-84
Arnold, Walt, TE (also 90)	1984
Mauti, Rich, WR	1984
Clark, Gary, WR	1985-92
Phillips, Joe, WR	1987
Bigby, Keiron, WR	1987
Stock, Mark, WR	1993
Truitt, Olanda, WR (also 80)	1994-95
Asher, Jamie, TE	1995-98
Thompson, Derrius, WR	1999
Reed, Andre, WR	2000
Battaglia, Marco, TE	2001
Doering, Chris, WR	2002
Johnson, Patrick, WR	2003
Jacobs, Taylor, WR	2004-05
Mitchell, Marko, WR	2009
Galloway, Joey, WR	2010
Paul, Niles, WR/TE	2011-17
Kidsy, Darvin, WR	2018

85

Yowarsky, Walt, E	1951-54
Paluck, John, DE (also 86)	1956, 59-65
Braatz, Tom, DE (also 84)	1957-59
Cronin, Gene, DE	1961-62
Quinlan, Bill, DE	1964
McKeever, Marlin, LB (also 86)	1968-70
Hoffman, John, DE	1969-70
McNeil, Clifton, WR	1971-72
Holman, Willie, DE	1973
Fryer, Brian, WR	1976-78
McCrary, Greg, TE (also 84)	1978, 81
Warren, Don, TE	1979-92
Truitt, Dave, TE	1987
McGee, Tim, WR	1993
Ellard, Henry, WR	1994-98
Sellers, Mike, TE (also 45)	1998-99
Zelenka, Joe, TE	2000
McCants, Damerien, WR	2002-04
Kozlowski, Brian, TE	2005
Lloyd, Brandon, WR	2006-07
Hankerson, Leonard, WR	2011-14
Jensen, Marcel, TE	2015
McCoy, Anthony, TE	2015
Davis, Vernon, TE	2016-18

86

Meillinger, Steve, E	1956-57
Paluck, John, DE (also 85)	1956, 59-65
Briggs, Bill, DE	1966-67
McKeever, Marlin, LB (also 85)	1968-70
Biggs, Verlon, DE (also 89)	1971-75
Dowler, Boyd, WR	1971
Larson, Bill, TE	1977
McDaniel, John, WR (also 80)	1978-80
DuBois, Phil, TE	1979-80
Didier, Clint, TE	1982-87
Tice, Mike, TE	1989
Hobbs, Stephen, WR	1990-92
Shepherd, Leslie, WR	1994-98
Fryar, Irving, WR	1999-2000
Rasby, Walter, TE	2001-02
Jacobs, Taylor, WR	2003
Rasby, Walter, TE (6 games)	2004
Brown, Antonio, WR (9 games)	2004
Farris, Jimmy, WR	2005
Kozlowski, Brian, WR	2006
Caldwell, Reche, WR	2007
Davis, Fred, TE (also 83)	2008-10
Byrd, Dominique, TE	2011
Reed, Jordan, TE	2013-18

87

Goodnight, Clyde, E	1949-50
Barker, Ed, E	1954
Thomas, Ralph, E	1955-56
Khayat, Ed, DT (also 74)	1957, 62-63
Dugan, Fred, E	1961-63
Smith, Jerry, TE	1965-77
Brown, Charlie, WR	1982-84
Orr, Terry, TE (also 89)	1986-90, 92
Dunn, K.D., TE	1987
Middleton, Ron, TE (also 88)	1988, 90-93
Bell, Coleman, TE	1994-95
Thrash, James, WR (also 83)	1997-2000
Gardner, Rod, WR	2001-04
Johnson, Robert, TE	2005
Yoder, Todd, TE	2006-09
Williams, Roydell, WR	2010
Myers, Rob, TE	2011
Hamm, Je'Ron, TE	2015
Sprinkle, Jeremy, TE	2017-18

88

Hennessey, Jerry, DE	1952-53
Ostrowski, Chet, E	1954-59
Lasse, Dick, LB	1960-61
Richter, Pat, E	1963-70
Reed, Alvin, TE	1973-75

Buggs, Danny, WR	1976-79
Walker, Rick, TE	1980-85
Holloway, Derek, WR	1986
Frain, Todd, TE	1986
Middleton, Ron, TE (also 87)	1988, 90-93
Benson, Cliff, TE	1987
Shepard, Derrick, WR	1987-88
McEwen, Craig, TE (also 83)	1987-88
Caravello, Joe, TE	1987-88
Johnson, Billy (White Shoes), WR	1988
Johnson, Jimmie, TE	1989-91
Jenkins, James, TE	1991-2000
Thompson, Derrius, WR	2001-02
Royal, Robert, TE	2003-05
Fauria, Christian, TE	2006
Ecker, Tyler, TE	2007
Anderson, David, WR	2011
Garçon, Pierre, WR	2012-16
Flanagan, Matt, TE	2018

89

Tereshinski, Joe, E	1947-54
Dee, Bob, E	1957-58
Gob, Art, E	1959-60
Aveni, John, K	1961
Smith, Hugh, E	1962
Collier, Jim, E	1963
Carpenter, Preston, E	1964-66
Carroll, Leo, DE (also 81)	1969-70
Biggs, Verlon, DE (also 86)	1971-75
Robinson, Dave, LB	1973-74
Haynes, Reggie, TE	1978
Richardson, Grady, TE	1979-80
Harrison, Kenny, WR	1980
Garrett, Alvin, WR	1981-84
Muhammad, Calvin, WR	1984-85
Verdin, Clarence, WR	1986-87
Orr, Terry, TE (also 87)	1986-90, 91-93
Dennison, Glenn, TE	1987
Allen, Anthony, WR	1987
Stanley, Walter, WR	1990
Horton, Ethan, TE	1994
Galbraith, Scott, TE	1995-96
Thomas, Chris, WR	1997-99
Flemister, Zeron, TE	2000-03
Moss, Santana, WR	2005-14
Carrier, Derek, TE	2015-16
Sims, Cam, WR	2018

90

Arnold, Walt, TE (also 84)	1984
Curtis, Bobby, LB	1987
Richardson, Huey, LB	1992
Graf, Rick, LB	1993
Stowe, Tyronne, LB	1994
Crews, Terry, LB	1995
Barnett, Troy, DT	1996
Lang, Kenard, DE	1997-01
Holsay, Bernard, DT	2003
Clemons, Nic, DL	2005
Buzbee, Alex, DE	2007-08
Jarmon, Jeremy, DE/LB	2009-10
Worthington, Doug, DE	2012
Beauharnais, Steve, LB (also 58)	2014
Brown, Everette, LB	2014
Paea, Stephen, DE	2015
Hood, Ziggy, DL	2016-18

ALL-TIME NUMBERS

91

Settles, Tony, LB.....	1987
Manusky, Greg, LB.....	1988-90
Collins, Shane, DE.....	1992-94
Vanderbeek, Matt, LB.....	1995-96
Mims, Chris, DT.....	1997
Hoelscher, David, DT.....	1998
Cowsette, Delbert, DT.....	2001-02
Upshaw, Regan, DE.....	2003
Killings, Cedric, DL.....	2005
Jackson, Rob, DE/LB [also 50, 98].....	2009
Holliday, Vonnie, DE.....	2010
Kerrigan, Ryan, LB.....	2011-18

92

Smith, Hugh, WR.....	1962
Bunch, Derek, LB.....	1987
Nottage, Dexter, DE.....	1994-96
Duff, Jamal, DE.....	1997-98
DeLoach, Jerry, DT.....	2001
Gardner, Darryl, DT.....	2002
Chase, Martin, DT.....	2003
Evans, Demetric, DL.....	2004-08
Haynesworth, Albert, DL.....	2009-10
Baker, Chris, DL.....	2011-16
McGee, Stacy, DL.....	2017-18

93

Meads, Johnny, LB.....	1992
Willis, Keith, DT.....	1993
Faulkner, Jeff, DT.....	1993
Boutte, Marc, DT.....	1994-99
Leverette, Otis, DE.....	2001-02
Zellner, Peppi, DL.....	2003
Daniels, Phillip, DL.....	2004-10
Balmer, Kentwan, DE.....	2011
Merling, Phillip, DE.....	2013
Murphy, Trent, LB.....	2014-16
Allen, Jonathan, DL.....	2018

94

Sagnella, Anthony, DT.....	1987
Wilson, Bobby, DT.....	1991-94
Gilbert, Sean, DT.....	1996
Stubblefield, Dana, DT.....	1998-2000
Jackson, Ladaris, DT.....	2002
Warner, Ron, DE.....	2003-04
Jones, Aki, DL.....	2005
Montgomery, Anthony, DT.....	2006-09
Carriker, Adam, DE.....	2010-12
Geathers, Clifton, DE.....	2014
Smith, Preston, LB.....	2015-18

95

Benish, Dan, DT.....	1987
Gaines, William, DT.....	1995-97
Wilkinson, Dan, DT.....	1998-02
Dalton, Lionel, DL.....	2003
Salave'a, Joe, DL.....	2004-06
Wilson, Chris, DE.....	2007-10
Neill, Chris, NT.....	2011-13
Allen, Jonathan, DL.....	2017
Payne, Daron, DL.....	2018

96

Gibson, Alec, DE.....	1987
Hollinquest, Lamont, LB.....	1993-94
Owens, Rich, DE.....	1995-97
Williams, Tyrone, DE.....	2001
Scott, Greg, DE.....	2002
Russell, Darrell, DL.....	2003
Griffin, Cornelius, DL.....	2004-09
Kemoatu, Ma'ake, NT.....	2010
Cofield, Jr., Barry, NT.....	2011-14
Bates, Houston, LB.....	2015-16
Jones, Arthur, DL.....	2017
McPhee, Pernell, LB.....	2018

97

Geathers, Jumpy, DT.....	1990-92
Palmer, Sterling, DE.....	1993-96
Bandison, Romeo, DT [also 72].....	1995-96
Kinney, Kelvin, DE.....	1997-98
Wynn, Renaldo, DL.....	2002-06
Smith, Tyson, LB.....	2008
Alexander, Lorenzo, LB [also 79].....	2010-12
Hatcher, Jason, DE.....	2014-15
Reyes, Kendall, DE.....	2016
McClain, Terrell, DL.....	2017
Settle, Time, DL.....	2018

98

Martin, Steve, DE.....	1987
Barker, Tony, LB.....	1992
Woods, Tony, DE.....	1994-96
Russell, Twan, LB.....	1997-99
Armstead, Jessie, LB.....	2002-03
Marshall, Lemar, LB.....	2004-06
Jackson, Rob, DE [also 50, 91].....	2008
Drakpo, Brian, LB/DE.....	2009-14
Knighon, Terrance, NT.....	2015
Ioannidis, Matt, DL.....	2016-18

99

Saenz, Eddie, B.....	1946-51
Young, Wilbur, DE.....	1981
Karras, Ted, DT.....	1987
Rocker, Tracy, DT.....	1989-90
Buck, Jason, DE.....	1991-93
Stephens, Rod, LB.....	1995-96
Kuehl, Ryan, DT [also 78].....	1996-97
Coleman, Marco, DE.....	1999-01
Haley, Jermaine, DL.....	2003-04
Carter, Andre, DE/LB.....	2006-10
Jenkins, Jarvis, DE.....	2011-14
Jean Francois, Ricky, DE.....	2015-16
Brantley, Caleb, DL.....	2018

ALL-TIME ROSTER

The following is a list of Washington Redskins who have appeared in regular season or postseason play.

A

Absher, Dick, LB, Maryland.....	1967
Adams, John, T, Notre Dame.....	1945-49
Adams, Willie, LB, New Mexico St.....	1965-66
Addison, Mario, LB, Troy.....	2012
Adickes, Mark, G, Baylor.....	1990-91
Adduci, Nick, B, Nebraska.....	1954-55
Aguirre, Joe, E, St. Mary's (CA).....	1941, 1943-45
Akers, David, K, Louisville.....	1998-99
Akins, Frank, B, Washington St.....	1943-46
Alban, Dick, B, Northwestern.....	1952-55
Albright, Ethan, LS, North Carolina.....	2001-09
Aldrich, Ki, C, TCU.....	1939-42, 1945-47
Alexander, Adonis, CB/Virginia Tech.....	2018
Alexander, Lorenzo, DL/LB, California.....	2007-12
Alexander, Patrise, DT, SW Louisiana.....	1996-98
Alexander, Shaun, RB, Alabama.....	2008
Alexander, Stephen, TE, Oklahoma.....	1999-01
Alford, Bruce, K, TCU.....	1967
Allen, Anthony, WR, Washington.....	1987-88
Allen, Jerry, B, Nebraska-Omaha.....	1967-69
Allen, John, C, Purdue.....	1955-58
Allen, Jonathan, DL, Alabama.....	2017-18
Allen, Terry, RB, Clemson.....	1995-98
Alston, Mack, TE, Maryland St.....	1970-72
Amerson, David, CB, North Carolina St.....	2013-15
Ananis, Vito, B, Boston College.....	1945
Anderson, Bill, E, Tennessee.....	1958-63
Anderson, Bob, RB, Colorado.....	1975
Anderson, Bruce, E, Williamette.....	1970
Anderson, David, WR, Colorado St.....	2011
Anderson, Erick, LB, Michigan.....	1994
Anderson, Gary, G, Stanford.....	1980
Anderson, Ryan, LB, Alabama.....	2017-18
Anderson, Stuart, LB, Virginia.....	1982-85
Anderson, Terry, WR, Bethune-Cookman.....	1978
Anderson, Willie "Flipper", WR, UCLA.....	1996
Andrako, Steve, C, Ohio St.....	1940
Apke, Troy, S, Penn St.....	2018
Apsit, Megs, B, USC.....	1933
Archer, David, QB, Iowa St.....	1988
Archuleta, Adam, S, Arizona St.....	2006
Arenz, Arnie, LB, St. Louis.....	1934
Ariri, Obed, K, Clemson.....	1987
Armstead, Jessie, LB, Miami (Fla.).....	2002-03
Armstrong, Anthony, WR, West TX A&M.....	2010-11
Arneson, Jim, G, Arizona.....	1975
Arnold, Walt, TE, New Mexico.....	1984
Arrington, LaVar, LB, Penn St.....	2000-05
Artman, Corrie, B, Washington.....	1932
Asher, Jamie, TE, Louisville.....	1995-98
Ashmore, Darryl, DL, Northwestern.....	1996-97
Atkeson, Dale, B, No College.....	1954-56
Atkins, Pervis, RB, New Mexico St.....	1964-65
Atkinson, Jess, K, Maryland.....	1986-87
Atogwe, Oshiomogho, S, Stanford.....	2011
Audet, Earl, T, USC.....	1945
Austin, Terrence, WR, UCLA.....	2010-11
Aveni, John, WR/K, Indiana.....	1961
Avery, Don, T, USC.....	1946-47
Avery, Jim, E, Northern Illinois.....	1966

B

Bacon, Coy, DE, Jackson St.....	1978-81
Badaczewski, John, G, Western Reserve.....	1949-51
Badanjek, Rick, RB, Maryland.....	1986
Badger, Brad, G/T, Stanford.....	1997-99
Bagarus, Steve, RB, Notre Dame.....	1945-46, 1948
Bagdon, Ed, G, Michigan St.....	1952
Bailey, Champ, CB, Georgia.....	1999-03
Bailey, Robert, CB, Miami (Fla.).....	1995
Baker, Chris, DL, Hampton.....	2012-16
Baker, Sam, K, Oregon St.....	1953, 1956-59
Balmer, Kentwan, DE, North Carolina.....	2011
Baltzell, Vic, DB, Southwestern (Kan.).....	1935
Bandison, Romeo, DT, Oregon.....	1995-96
Bandy, Don, G, Tulsa.....	1967-68

Banks, Brandon, WR, Kansas St.....	2010-12
Banks, Brandon, DL, Charlotte.....	2017
Banks, Carl, LB, Michigan.....	1993
Banks, Tony, QB, Michigan St.....	2001
Banks, Willie, G, Alcorn A&M.....	1968-69
Banta, Jack, RB, USC.....	1941
Barber, Ernie, C, San Francisco.....	1945
Barber, Jim, T, San Francisco.....	1935-41
Barber, Shawn, LB, Richmond.....	1998-01
Barefoot, Ken, E, Virginia Tech.....	1968
Barfield, Ken, T, Mississippi.....	1954
Barker, Bryan, P, Santa Clara.....	2001-03
Barker, Ed, E, Washington St.....	1954
Barker, Tony, LB, Rice.....	1992
Barnes, Billy Ray, RB, Wake Forest.....	1962-63
Barnes, Brandon, LB, Missouri.....	2004
Barnes, Kevin, CB, Maryland.....	2009-11
Barnes, Tomur, CB, North Texas.....	1996
Barnes, Walt, DT, Nebraska.....	1966-68
Barnett, Doug, DE, Azusa Pacific.....	1985
Barnett, Nick, LB, Oregon St.....	2013
Barnett, Steve, T, Oregon.....	1964
Barnett, Troy, DT, North Carolina.....	1996
Barnhardt, Tommy, P, North Carolina.....	1988, 2000
Barni, Roy, B, San Francisco.....	1955-56
Barwell, Malcolm, WR, Virginia Union.....	1985
Barrington, Tom, B, Ohio St.....	1966
Barrow, Mike, LB, Miami (Fla.) (IR).....	2004
Barry, Paul, B, Tulsa.....	1953
Bartel, Richard, QB, Tarleton St.....	2009
Bartos, Hank, G, North Carolina.....	1938
Bartos, Joe, B, Navy.....	1950
Bass, Mike, DB, Michigan.....	1969-75
Bassi, Dick, G, Santa Clara.....	1937
Bates, Houston, LB, Louisiana Tech.....	2015-16
Bates, Michael, KR, Arizona.....	2001
Batiste, D'Anthony, G, Louisiana-Lafayette.....	2009
Batiste, Michael, G, Tulane.....	1998
Battaglia, Marco, TE, Rutgers.....	2001
Battles, Cliff, B, West Virginia Wesleyan.....	1932-37
Baugh, Sam, QB, TCU.....	1937-52
Bauman, Rashad, CB, Oregon.....	2002-03
Baughan, Maxie, LB, Georgia Tech.....	1974
Bausch, Frank "Pete", C, Kansas.....	1934-36
Bayless, Martin, S, Bowling Green.....	1994
Bayless, Tom, DL, Virginia Tech.....	1984-86
Beatty, Ed, C, Mississippi.....	1961
Beauharnais, Steve, LB, Rutgers.....	2014
Beban, Gary, QB, UCLA.....	1968-69
Beck, John, DB, BYU.....	2011
Bedell, Brad, DL, Colorado.....	2003
Bedore, Tom, G, Pepperdine.....	1944
Beinor, Ed, T, Notre Dame.....	1941-42
Bell, Coleman, TE, Miami (Fla.).....	1995
Bell, William, RB, Georgia Tech.....	1994-96
Bellamy, Josh, WR, Louisville.....	2013
Benish, Dan, DT, Clemson.....	1987
Benson, Cliff, TE, Purdue.....	1987
Bentley, Scott, K, Florida St.....	2000
Bergstrom, Tony, C/G, Utah.....	2017-18
Bernstine, Jordan, S, Iowa.....	2012
Berrang, Ed, E, Villanova.....	1949-52
Berschet, Merve, G, Illinois.....	1954-55
Betts, Ladell, RB, Iowa.....	2002-08
Bibbs, Kapri, RB, Colorado St.....	2017-18
Bidwell, Josh, P, Oregon.....	2010
Bigby, Keiron, WR, Brown.....	1987
Biggers, E.J., CB, Western Michigan.....	2013-14
Biggs, Verlon, DE, Jackson St.....	1971-74
Bingham, Guy, C, Montana.....	1992-93
Birlem, Keith, B, San Jose St.....	1939
Black, Jordan, T, Notre Dame.....	2012
Blackmon, Will, CB/S, Boston College.....	2015-16
Blades, H.B., LB, Pittsburgh.....	2007-10
Blanchard, Cary, C, Oklahoma St.....	1998
Blanton, Scott, K, Oklahoma.....	1996-98
Boensch, Fred, G, Stanford.....	1947-48
Boll, Don, T, Nebraska.....	1953-59
Bond, Chuck, T, Washington.....	1937-38
Bond, Randall, B, Washington.....	1938

Bonner, Brian, LB, Minnesota.....	1989
Boose, Dorian, DE, Washington St.....	2001
Bosch, Frank, DT, Colorado.....	1968-70
Boschetti, Ryan, DL, UCLA.....	2004-08
Bosseler, Don, B, Miami (Fla.).....	1957-64
Bostic, Jeff, C, Clemson.....	1980-93
Boswell, Ben, T, TCU.....	1934
Boutte, Marc, DT, LSU.....	1994-99
Bowanko, Luke, T, Virginia.....	2018
Bowen, Alvin, LB, Iowa St.....	2009
Bowen, Matt, S, Iowa.....	2003-05
Bowen, Stephen, DE, Hofstra.....	2011-14
Bowie, Larry, FB, Georgia.....	1996-99
Bowles, Todd, S, Temple.....	1986-90, 92-93
Boykin, Deral, S, Louisville.....	1994
Braatz, Tom, DE, Marquette.....	1957-59
Bradley, Harold, E, Elon.....	1938-39
Bragg, Mike, P, Richmond.....	1968-79
Branch, Bruce, KR, Penn St.....	2002
Branch, Reggie, RB, East Carolina.....	1985-89
Brandes, John, TE, Cameron.....	1990-92
Brandt, David, DL, Michigan.....	2001
Brantley, Caleb, DL, Florida.....	2018
Brantley, John, LB, Georgia.....	1992
Breding, Ed, LB, Texas A&M.....	1967-68
Breedlove, Rod, LB, Maryland.....	1960-64
Breeland, Bashaud, CB, Clemson.....	2014-17
Brennan, Colt, QB, Hawaii.....	2008-09
Brewer, Homer, B, Mississippi.....	1960
Briggs, Bill, DE, Iowa.....	1966-67
Briggs, Bob, B, Central Oklahoma St.....	1965
Briz, Darrick, G, Oregon St.....	1987
Briscoe, Dezman, WR, Kansas.....	2012
Brito, Gene, DE, Loyola (CA).....	1951-53, 1955-58
Britt, Ed, B, Holy Cross.....	1936-37
Britt, Oscar, G, Mississippi.....	1946
Brohms, Jeff, QB, Louisville.....	1995
Brooks, Bill, WR, Boston University.....	1996
Brooks, Durant, P, Wake Forest.....	2008
Brooks, Perry, DT, Southern.....	1978-84
Brooks, Reggie, RB, Notre Dame.....	1993-95
Broughton, Nehemiah, RB, The Citadel.....	2005-07
Brown, Antonio, WR, West Virginia.....	2004-05
Brown, Buddy, G, Arkansas.....	1951-52
Brown, Charlie, WR, South Carolina St.....	1982-84
Brown, Dan, E, Villanova.....	1950
Brown, Doug, DT, Simon Fraser.....	1998-99
Brown, Eddie, S, Tennessee.....	1975-77
Brown, Everette, LB, Florida St.....	2014
Brown, Hardy, LB, Tulsa.....	1950
Brown, Jamie, T, Florida A&M.....	1999
Brown, Jammal, T, Oklahoma.....	2010-11
Brown, Larry, RB, Kansas St.....	1969-76
Brown, Mack, RB, Florida.....	2016-17
Brown, Ray, G, Arkansas St.....	1989-95, 2004-05
Brown, Rufus, CB, Florida St.....	2004
Brown, Tom, DB, Maryland.....	1969
Brown, Wilbert, DL, Houston.....	2002
Brown, Zach, LB, North Carolina.....	2017-18
Brownlow, Darrick, DL, Illinois.....	1995-96
Brueckman, Charley, C, Pittsburgh.....	1958
Brundige, Bill, DE, Colorado.....	1970-77
Brunell, Mark, QB, Washington.....	2004-07
Brunet, Bob, RB, Louisiana Tech.....	1968, 1970-77
Brunton Jr., David, S, Notre Dame.....	2016
Bryant, Anthony, DL, Alabama.....	2010
Bryant, Kelvin, RB, North Carolina.....	1986-88, 1990
Bryant, Trent, CB, Arkansas.....	1981
Buchanon, Phillip, CB, Miami (Fla.).....	2010-11
Buck, Jason, DE, BYU.....	1991-93
Buckley, Curtis, CB, East Texas St.....	1999-2000
Budd, Frank, WR, Villanova.....	1963
Buggs, Danny, WR, West Virginia.....	1976-79
Bukich, Rudy, QB, USC.....	1957-58
Buksar, George, B, Purdue.....	1951-52
Bunch, Derek, LB, Michigan St.....	1987
Burks, Shawn, LB, LSU.....	1986
Burman, George, G, Northwestern.....	1971-72
Burmeister, Danny, S, North Carolina.....	1987
Burnett, Chester, LB, Arizona.....	1998

ALL-TIME ROSTER

Burrell, John, WR, Rice.....	1966-67
Busch, Sam, E, Ohio St.....	1936
Butkus, Carl, T, George Washington.....	1948
Butler, Crezdon, CB, Clemson.....	2012
Butsko, Harry, LB, Maryland.....	1963
Butz, Dave, DT, Purdue.....	1975-88
Buzbee, Alex, DE, Georgetown.....	2007-08
Byner, Earnest, RB, East Carolina.....	1989-93
Byrd, Dominique, TE, USC.....	2011

C

Cafego, George, QB, Tennessee.....	1943
Caldwell, Ravin, LB, Arkansas.....	1987-92
Caldwell, Reche, WR, Florida.....	2007
Campbell, Jason, QB, Auburn.....	2005-09
Campbell, Jesse, S, North Carolina St.....	1997-98
Campbell, Khary, LB, Bowling Green.....	2004-08
Campbell, Matt, DL, South Carolina.....	2001
Campiglio, Bob, B, W. Liberty St.....	1933
Campofreda, Nick, C, Western Maryland.....	1944
Campora, Don, T, Pacific.....	1953
Canidate, Trung, RB, Arizona.....	2003
Caravello, Joe, TE, Tulane.....	1987-88
Carlson, Mark, T, S. Connecticut St.....	1987
Carpenter, Brian, CB, Michigan.....	1983-84
Carpenter, Preston, E, Arkansas.....	1964-66
Carr, Jim, LB, Morris Harvey.....	1964-65
Carriker, Adam, DE, Nebraska.....	2010-12
Carrier, Derek, TE, Beloit.....	2015-16
Carrier, Mark, FS, USC.....	2000
Carroll, Jim, LB, Notre Dame.....	1966-68
Carroll, Leo, DE, San Diego St.....	1969-70
Carroll, Vic, T, Nevada.....	1936-42
Carson, John, E, Georgia.....	1954-59
Carter, Alex, RB, Stanford.....	2018
Carter, Andre, DE, California.....	2006-10
Carter, Chris, LB, Fresno St.....	2017
Carter, Ki-Jana, RB, Penn St.....	2001
Carter, Tom, CB, Notre Dame.....	1993-96
Cartwright, Rock, RB, Kansas St.....	2002-08
Casares, Rick, RB, Florida.....	1965
Caster, Rich, TE, Jackson St.....	1981-82
Castiglia, Jim, B, Georgetown.....	1947-48
Catalina, Tyler, G, Georgia.....	2017
Catanho, Al, LB, Rutgers.....	1996
Centers, Larry, RB, Stephen F. Austin.....	1999-2000
Chamberlain, Byron, TE, Wayne St.....	2003
Chandler, Jeff, K, Florida.....	2004
Chase, Martin, DT, Oklahoma.....	2003
Cherne, Hal, T, DePaul.....	1933
Cherry, Raphael, S, Hawaii.....	1985
Chesson, Jehu, WR, Michigan.....	2018
Chester, Chris, G, Oklahoma.....	2011-14
Cheverko, George, B, Ohio St.....	1948
Choice, Tashard, RB, Georgia Tech.....	2011
Christian, Geron, T, Louisville.....	2018
Christensen, Erik, E, Richmond.....	1956
Churchwell, Don, T, Mississippi.....	1959
Cichowski, Gene, B, Indiana.....	1958-59
Cifers, Ed, E, Tennessee.....	1941-42, 1946
Clair, Frank, E, Ohio St.....	1941
Claitt, Rickey, FB, Bethune-Cookman.....	1980-81
Clark, Aigy, DB, Ohio St.....	1932
Clark, Devin, DL, New Mexico.....	2008
Clark, Gary, WR, James Madison.....	1985-92
Clark, Jim, G, Oregon.....	1952-53
Clark, Mike, DE, Florida.....	1981
Clark, Ryan, DB, LSU.....	2004-05, 14
Clay, Billie, B, Mississippi.....	1966
Clay, Ozzie, B, Iowa St.....	1964
Clemmings, T.J., T, Pittsburgh.....	2007
Clemons, Chris, LB, Georgia.....	2003-05
Clemons, Nic, DL, Georgia.....	2005
Clifton, Gregory, WR, Johnson C. Smith.....	1993
Clinton-Dix, Ha Ha, S, Alabama.....	2018
Cloud, John, B, William & Mary.....	1952-53
Cochran, Tom, B, Auburn.....	1949
Cofer, Joe, S, Tennessee.....	1987
Coffey, Ken, S, SW Texas St.....	1983-86
Cofield, Jr., Barry, NT, Northwestern.....	2011-14

Coia, Angelo, WR, USC.....	1964-65
Coleman, Ben, DL, Wake Forest.....	2001
Coleman, Greg, P, Florida A&M.....	1988
Coleman, Marco, DE, Georgia Tech.....	1999-01
Coleman, Monte, LB, Central Arkansas.....	1979-94
Colles, Laveranues, WR, Florida St.....	2003-04
Collier, Jim, E, Arkansas.....	1963
Collins, Andre, LB, Penn St.....	1990-94
Collins, Paul (Rip), E, Pittsburgh.....	1932-35
Collins, Shane, DE, Arizona St.....	1992-94
Collins, Todd, QB, Michigan.....	2006-09
Compton, Tom, T, South Dakota.....	2013-15
Compton, Will, LB, Nebraska.....	2013-17
Concannon, Rick, G, NYU.....	1934-36
Condit, Merle, B, Carnegie Tech.....	1945
Conklin, Cary, QB, Washington.....	1990-93
Conkright, Bill, C, Oklahoma.....	1943
Connell, Albert, WR, Texas A&M.....	1997-2000
Connell, Mike, P, Cincinnati.....	1980-81
Conway, Brett, K, Penn St.....	1998-02
Cook, Anthony, DE, South Carolina St.....	1999
Cook, Erik, DL, New Mexico.....	2011
Cooley, Chris, TE, Utah St.....	2004-12
Cooper, Jonathan, G, North Carolina.....	2018
Copeland, Anthony, LB, Louisville.....	1987
Copeland, Danny, S, Eastern Kentucky.....	1991-93
Corbitt, Don, C, Arizona.....	1948
Cortez, Jose, K, Oregon St.....	2002
Coupee, Al, B, Iowa.....	1946
Cousins, Kirk, QB, Michigan St.....	2012-17
Cowne, John, C, Virginia Tech.....	1987
Cowsette, Del, DT, Maryland.....	2001-02
Cox, Bill, B, Duke.....	1951-52, 1955
Cox, Steve, P, Arkansas.....	1985-88
Coyle, Eric, C, Colorado.....	1987
Crabb, Claude, CB, Colorado.....	1962-63
Crane, Dennis, DT, USC.....	1968-69
Crawford, Richard, CB, SMU.....	2012
Cravens, Su'a, S, USC.....	2016
Crews, Terry, LB, Western Michigan.....	1995
Crisler, Harold, E, San Jose St.....	1948-49
Crissy, Kris, WR, Princeton.....	1981
Croftcheck, Don, G, Indiana.....	1965-66
Cronan, Peter, LB, Boston College.....	1981-85
Cronin, Gene, DE, Pacific.....	1961-62
Crossan, Dave, C, Maryland.....	1965-69
Crotty, Jim, B, Notre Dame.....	1960-61
Crow, Orien, C, Haskell Indian School.....	1934
Crowder, Jamison, WR, Duke.....	2015-18
Crutchfield, Buddy, CB, N. Carolina Central.....	1998
Cudzik, Walt, C, Purdue.....	1954
Culliver, Chris, CB, South Carolina.....	2015
Cundiff, Billy, K, Drake.....	2012
Cunningham, Doug, RB, Mississippi.....	1974
Cunningham, Jim, RB, Pittsburgh.....	1961-63
Curtis, Bobby, LB, Savannah St.....	1987
Curtis, Mike, LB, Duke.....	1977-78
Curtis, Travis, S, West Virginia.....	1988, 1991
Cvercko, Andy, G, Northwestern.....	1963

D

Dahl, Bob, G, Notre Dame.....	1996-97
Dale, Roland, E, Mississippi.....	1950
Daniels, Calvin, LB, North Carolina.....	1986
Daniels, LeShun, RB, Iowa.....	2017
Daniels, Phillip, DL, Georgia.....	2004-10
Dalton, Lionel, DT, Eastern Michigan.....	2003
Darre, Bernie, G, Tulane.....	1961
Davidson, Ben, DT, Washington.....	1962-63
Davis, Akeem, S, Memphis.....	2014
Davis, Andy, B, George Washington.....	1952
Davis, Brian, CB, Nebraska.....	1987-90
Davis, Fred, T, Alabama.....	1941-42, 1945
Davis, Fred, TE, USC.....	2008-13
Davis, Jack, G, Maryland.....	1960
Davis, Ja'Gared, LB, SMU.....	2014
Davis, James, RB, Clemson.....	2010
Davis, Robert, WR, Georgia St.....	2017
Davis, Stephen, RB, Auburn.....	1996-02
Davis, Vernon, TE, Maryland.....	2016-18

Davis, Wayne, DB, Indiana St.....	1989-90
Davlin, Mike, T, San Francisco.....	1955
Day, Eagle, QB, Mississippi.....	1959-60
Deal, Rufus, B, Auburn.....	1942
Dean, Fred, G, Texas Southern.....	1978-82
Dean, Vernon, CB, San Diego St.....	1982-87
de la Puente, Brian, C, California.....	2015
DeCarlo, Art, DB, Georgia.....	1956-57
DeCorrevont, Bill, B, Northwestern.....	1945
Dee, Bob, DE, Holy Cross.....	1957-58
Deeks, Don, T, Washington.....	1947
DeFrance, Chris, WR, Arizona St.....	1979
DeFruiter, Bob, B, Nebraska.....	1945-47
Dekker, Al, WR, Michigan St.....	1953
Deloplane, Jack, RB, Salem College.....	1978
DeMao, Al, C, Duquesne.....	1945-53
DeMulling, Rick, DL, Idaho.....	2007
Dennis, Pat, DB, Louisiana Monroe.....	2004
Denison, Glenn, TE, Miami [Fla.].....	1987
Denson, Moses, RB, MD Eastern Shore.....	1974-75
Denton, Tim, CB, Sam Houston St.....	1998-99
Dess, Darrell, G, North Carolina St.....	1965-66
Didier, Clint, TE, Portland St.....	1982-87
Didion, John, LB, Oregon St.....	1969-70
Dishman, Kris, CB, Purdue.....	1997-98
Dockery, Derrick, DL, Texas.....	2003-06, 2009-10
Dootson, Josh, WR, TCU.....	2016-18
Doering, Chris, WR, Florida.....	2002
Doering, Jason, S, Wisconsin.....	2004
Doll, Don, DE, USC.....	1953
Donnalley, Rick, C, North Carolina.....	1984-85
Doolan, John, B, Georgetown.....	1945
Dorow, Al, QB, Michigan St.....	1954-56
Ootson, Santana, DL, Baylor.....	2002
Doughty, Reed, S, Northern Colorado.....	2006-13
Dow, Ken, B, Oregon St.....	1941
Dowda, Harry, DB, Wake Forest.....	1949-53
Dowler, Boyd, WR, Colorado.....	1971
Downey, Patrick, DL, New Hampshire.....	2002
Drake, Troy, T, Indiana.....	1988
Drakeford, Tyrone, CB, Virginia Tech.....	2000
Drzenovich, Chuck, LB, Penn St.....	1950-59
Dubinetz, Greg, G, Yale.....	1979
DuBois, Phil, TE, San Diego St.....	1979-80
Duckett, T.J., RB, Michigan St.....	2006
Duckworth, Joe, E, Colgate.....	1947
Ducree, Greg, CB, Washington.....	2014
Dudley, Bill, RB, Virginia.....	1950-51, 1953
Duff, Jamal, DE, San Diego St.....	1997-98
Dugan, Fred, WR, Dayton.....	1961-63
Duich, Steve, G, San Diego St.....	1969
Dukes, Chad, RB, Pittsburgh.....	2000
Dunbar, Quinton, CB, Florida.....	2015-18
Duncan, Leslie, DB, Jackson St.....	1971-73
Dunn, Casey, DL, Auburn.....	2018
Dunn, Coye, B, USC.....	1943
Dunn, K.D., TE, Clemson.....	1987
Dupard, Reggie, RB, SMU.....	1989-90
Dusek, Brad, LB, Texas A&M.....	1974-81
Dwyer, Jack, DB, Loyola [CA].....	1951
Dye, Les, E, Syracuse.....	1944-45
Dyer, Henry, RB, Grambling St.....	1969-70

E

East, Andrew, LS, Vanderbilt.....	2018
Ecker, Enrique, T, John Carroll.....	1952
Ecker, Tyler, TE, Michigan.....	2007
Edwards, Brad, S, South Carolina.....	1990-93
Edwards, Turk, T, Washington St.....	1932-40
Edwards, Weldon, T, TCU.....	1948
Eilers, Pat, DB, Notre Dame.....	1992-94
Elewonibi, Moe, T, BYU.....	1990-93
Elisara, Pita, DL, Indiana.....	2003
Ellard, Henry, WR, Fresno St.....	1994-98
Elliott, Matt, C, Michigan.....	1992
Ellis, Ed, T, Buffalo.....	2000
Ellstrom, Marv, B, Oklahoma.....	1943
Ellstrom, Swede, FB, Oklahoma.....	1934
Elmore, Doug, DB, Mississippi.....	1962
Elter, Leo, RB, Duquesne.....	1955-57

ALL-TIME ROSTER

Emtman, Steve, DT, Washington.....	1997
Erhardt, Clyde, C, Georgia.....	1946-49
Erickson, Carl, C, Washington.....	1938-39
Erwins, Ricky, RB, USC.....	1991-94
Espy, Mike, WR, Mississippi.....	2006-07
Etherly, David, CB, Portland St.....	1987
Eubanks, John, CB, Southern Miss.....	2006-07
Evans, Charles, RB, USC.....	1974
Evans, Demetric, DL, Georgia.....	2004-08
Evans, Josh, S, Florida.....	2016
Evans, Greg, S, TCU.....	1998
Evans, Leomont, S, Clemson.....	1996-99
Evans, Reggie, RB, Richmond.....	1983
Everett, Deshazor, CB/S, Texas A&M.....	2015-18

F

Fabini, Jason, DL, Cincinnati.....	2007-08
Fanaika, Paul, G, Arizona St.....	2009
Fanucci, Mike, DE, Arizona St.....	1972
Farkas, Andy, FB, Detroit.....	1938-44
Farman, Dick, G, Washington St.....	1939-43
Farmer, Tom, B, Iowa.....	1947-48
Farris, Jimmy, WR, Montana.....	2005, 07
Faulkner, Jeff, DE, Southern.....	1993
Fauria, Christian, TE, Colorado.....	2006
Feagin, Tom, G, Houston.....	1963
Felber, Nip, E, North Dakota.....	1932
Felton, Ralph, LB, Maryland.....	1954-60
Ferris, Neil, DB, Loyola [CA].....	1951-52
Fields, Carlos, LB, Winston-Salem St.....	2015
Filchock, Frank, QB, Indiana.....	1938-41, 1944-45
Fiore, Dave, DL, Hofstra.....	2003
Fincher, Alfred, LB, Connecticut.....	2008
Fiorienti, Al, G, Boston College.....	1943-44
Fischer, Mark, C, Purdue.....	1998-01
Fischer, Pat, CB, Nebraska.....	1968-77
Fisher, Bob, T, USC.....	1940
Flanagan, Matt, TE, Pittsburgh.....	2018
Flemister, Zeron, TE, Iowa.....	2000-03
Fletcher, Derrick, G, Baylor.....	2000
Fletcher, London, LB, John Carroll.....	2007-13
Flick, Tom, QB, Washington.....	1981
Flores, Mike, DT, Louisville.....	1995
Flowers, Richmond, QB, Duke.....	2002
Floyd, Michael, WR, Notre Dame.....	2018
Foltz, Vernon, C, St. Vincent's.....	1944
Forbath, Kai, K, UCLA.....	2012-15
Forte, Ike, RB, Arkansas.....	1978-80
Foster, Mason, LB, Washington.....	2015-18
Fox, Keyaron, LB, Georgia Tech.....	2011
Fox, Vernon, S, Fresno St.....	2006-07
Foxx, Dion, LB, James Madison.....	1995
Frahm, Dick, B, Nebraska.....	1935
Frain, Todd, TE, Nebraska.....	1986
Francis, A.J., DL, Maryland.....	2017
Francis, Dave, FB, Ohio St.....	1963
Francis, James, LB, Baylor.....	1999
Franklin, Ike, E, St. Mary's.....	1933
Franklin, Orlando, T, Miami [Fla.].....	2017
Franz, Todd, DB, Tulsa.....	2002-04
Frazier, Frank, G, Miami [Fla.].....	1987
Freeman, Bob, DB, Auburn.....	1962
Frerotti, Gus, QB, Tulsa.....	1994-98
Friedman, Lennie, OL, Duke.....	2003-04
Friesz, John, QB, Idaho.....	1984
Frisch, Dave, TE, Colorado St.....	1997
Fritsch, Ted, C, St. Norbert.....	1976-79
Frost, Derrick, P, Northern Iowa.....	2005-07
Fryar, Irving, WR, Nebraska.....	1999-2000
Fryer, Brian, WR, Alberta [Canada].....	1976-78
Fugett, Jean, TE, Amherst.....	1976-79
Fulcher, Bill, G, Georgia Tech.....	1956-58
Fuller, Kendall, CB, Virginia Tech.....	2016-17
Fuller, Kyle, DL, Baylor.....	2018
Fuller, Larry, B, No College.....	1944-45

G

Gaffney, Jabar, WR, Florida.....	2011
Gaffney, Jim, B, Tennessee.....	1945-46
Gage, Steve, S, Tulsa.....	1987-88
Gaines, William, DT, Florida.....	1995-97
Galbraith, Scott, TE, USC.....	1995-96
Galette, Junior, LB, Stillman.....	2017
Galloway, Joey, WR, Ohio St.....	2010
Gannon, Rich, QB, Delaware.....	1993
Gano, Graham, K, Florida St.....	2009-11
Ganther, Quinton, RB, Utah.....	2009
Garçon, Pierre, WR, Mount Union.....	2012-16
Gardener, Daryl, DT, Baylor.....	2002
Gardner, Rod, WR, Clemson.....	2001-04
Garner, Dwight, RB, California.....	1986
Garrett, Alvin, WR, Angelo St.....	1981-84
Garvin, Terence, LB, West Virginia.....	2016
Garzoni, Mike, B, USC.....	1947
Gatewood, Curtis, LB, Vanderbilt.....	2009
Geathers, Clifton, DE, South Carolina.....	2014
Geathers, James, DT, Wichita St.....	1990-92
Geisinger, Justin, G, Vanderbilt.....	2008
Gentry, Lee, B, Tulsa.....	1941
George, Jeff, QB, Illinois.....	2000-01
Gerrman, Jim, QB, Centre College.....	1939
Gesek, John, C, Cal St. Sacramento.....	1994-95
Gettis, Adam, G, Iowa.....	2013
Giaquinto, Nick, RB, Connecticut.....	1981-83
Gibson, Alec, DT, Illinois.....	1987
Gibson, Joe, B, Tulsa.....	1943
Gilbert, Sean, DT, Pittsburgh.....	1986
Gillespie, Robert, RB, Florida.....	2002
Gilmer, Harry, QB, Alabama.....	1948-54
Givens, Reggie, LB, Penn St.....	2000
Glick, Gary, DB, Colorado A&M.....	1959-61
Glo, Art, E, Pittsburgh.....	1959-60
Godfrey, Randall, LB, Georgia.....	2007
Gogolak, Charlie, K, Princeton.....	1966-68
Goldson, Dashon, S, Washington.....	2015
Goldston, Kedric, DT, Georgia.....	2006-16
Gomes, DeJon, S, Nebraska.....	2011-12
Goodburn, Kelly, P, Emporia St.....	1990-93
Goode, Bob, RB, Texas A&M.....	1949-51, 1954-55
Goodnight, Clyde, E, Tulsa.....	1949-50
Goodyear, John, B, Marquette.....	1942
Goosby, Tom, G, Baldwin-Wallace.....	1966
Gouveia, Kurt, LB, BYU.....	1987-94, 99
Graf, Dave, LB, Penn St.....	1981
Graf, Rick, LB, Wisconsin.....	1993
Graham, Don, LB, Penn St.....	1989
Graham, Kent, QB, Ohio St.....	2001
Grant, Alan, CB, Stanford.....	1994
Grant, Bob, LB, Wake Forest.....	1971
Grant, Darryl, DT, Rice.....	1981-90
Grant, Frank, WR, S. Colorado St.....	1973-78
Grant, Orantes, LB, Georgia.....	2002-03
Grant, Ryan, RB, Notre Dame.....	2012
Grant, Ryan, WR, Tulane.....	2014-17
Gray, Bill, G, Oregon St.....	1947-48
Green, Darrell, CB, Texas A&I.....	1983-02
Green, Jacques, WR, Florida.....	2002
Green, Mike, S, Northwestern St.....	2008
Green, Robert, RB, William & Mary.....	1992
Green, Tony, RB, Florida.....	1978
Green, Trent, QB, Indiana.....	1995-98
Greer, Donovan, CB, Texas A&M.....	2001
Griffin, Cedric, CB, Texas.....	2012
Griffin, Cornelius, DT, Alabama.....	2004-08
Griffin, Keith, RB, Miami [Fla.].....	1984-88
Griffin III, Robert, QB, Baylor.....	2012-15
Grimm, Dan, C, Colorado.....	1969
Grimm, Russ, G, Pittsburgh.....	1981-91
Grossman, Rex, QB, Florida.....	2010-11
Guglielmi, Ralph, QB, Notre Dame.....	1955, 1958-60
Gulledge, David, FS, Jacksonville St.....	1992
Gumbs, Jose, S, Monmouth.....	2013
Gundlach, Herman, G, Harvard.....	1935

H

Hackbart, Dale, DB, Wisconsin.....	1961-63
Hageman, Fred, C, Kansas.....	1961-64
Haight, Mike, T, Iowa.....	1992
Haines, Kris, WR, Notre Dame.....	1979
Haji-Sheikh, Ali, K, Michigan.....	1987
Haley, Dick, DB, Pittsburgh.....	1959-60
Haley, Jermaine, DT, Butte College.....	2003-04
Hall, DeAngelo, CB/S, Virginia Tech.....	2008-17
Hall, Galen, QB, Penn St.....	1962
Hall, John, K, Wisconsin.....	2003-06
Hall, Winclan, DB, Arizona St.....	1977
Ham, Derrick, DE, Miami [Fla.].....	2000
Hamdan, Gibran, QB, Indiana.....	2003
Hamel, Dean, DT, Tulsa.....	1985-88
Hamilton, Justin, S, Virginia Tech.....	2008
Hamilton, Malcolm, LB, Baylor.....	1998-99
Hamilton, Rick, LB, Central Florida.....	1993-94
Hamilton, Shaun Dion, LB, Alabama.....	2018
Hamilton, Steve, DE, East Carolina.....	1985-88
Hamlin, Gene, C, Western Michigan.....	1970
Hamm, Je'Ron, TE, Louisiana-Monroe.....	2015
Hammond, Bobby, RB, Morgan St.....	1979-80
Hanburger, Chris, LB, North Carolina.....	1965-78
Hancock, Mike, TE, Idaho St.....	1973-75
Hankerson, Leonard, WR, Miami [Fla.].....	2011-14
Hanna, Zip, G, South Carolina.....	1945
Hansen, Ron, G, Minnesota.....	1954
Harbour, Dave, C, Illinois.....	1988-89
Hardeman, Buddy, RB, Iowa St.....	1979-80
Hare, Cecil, FB, Gonzaga.....	1941-42, 1945
Hare, Ray, QB, Gonzaga.....	1940-43
Harlan, Jim, T, Howard Payne.....	1978
Harmon, Clarence, RB, Mississippi St.....	1977-82
Harold, George, B, Allen.....	1968
Harraway, Charley, RB, San Jose St.....	1969-73
Harris, Don, S, Rutgers.....	1978-79
Harris, Hank, G, Texas.....	1947-48
Harris, Jeremy, CB, New Mexico St.....	2015
Harris, Jim, DB, Howard Payne.....	1970
Harris, Joe, LB, Georgia Tech.....	1977
Harris, Macho, S, Virginia Tech.....	2010
Harris, Maurice, WR, California.....	2016-18
Harris, Rickie, DB, Arizona.....	1965-70
Harris, Steven, WR, Arkansas.....	2006-07
Harris, Walt, CB, Mississippi St.....	2004-05
Harrison, Kenny, WR, SMU.....	1980
Harrison, Lloyd, CB, North Carolina St.....	2000
Harrison, Nolan, DE, Indiana.....	2000
Harry, Carl, WR, Utah.....	1989, 92
Hart, Jim, QB, Southern Illinois.....	1984
Hartley, Howard, B, Duke.....	1948
Hartman, Bill, B, Georgia.....	1938
Harvey, Ken, LB, California.....	1994-98
Harvey-Clemons, Josh, LB, Louisville.....	2017-18
Harvin, Allen, RB, Cincinnati.....	1987
Hasselbeck, Tim, QB, Boston College.....	2003
Hatcher, Jason, DE, Grambling St.....	2014-15
Hatcher, Ron, FB, Michigan St.....	1962
Hauss, Len, C, Georgia.....	1964-77
Haws, Kurt, TE, Utah.....	1994
Hayden, Ken, C, Arkansas.....	1943
Hayes, Jeff, P, North Carolina.....	1982-85
Haymond, Alvin, DB, Southern.....	1972
Haynes, Hall, DB, Santa Clara.....	1950, 1953-55
Haynes, Reggie, TE, UNLV.....	1978
Haynesworth, Albert, DT, Tennessee.....	2009-10
Hayward, Adam, LB, Portland St.....	2014-15
Hazelwood, Ted, T, North Carolina.....	1953
Heath, Leon, FB, Oklahoma.....	1951-53
Heck, Andy, T, Notre Dame.....	1999-2000
Hecker, Norb, DB, Baldwin-Wallace.....	1955-57
Heenan, Pat, E, Notre Dame.....	1960
Hegarty, Bill, T, Villanova.....	1960
Heinz, Bob, DT, Pacific.....	1978
Helu, Jr., Roy, RB, Nebraska.....	2011-14
Hendershot, Larry, LB, Arizona St.....	1967
Henderson, Jon, WR, Colorado St.....	1970
Hendren, Bob, T, USC.....	1949-51

ALL-TIME ROSTER

Hennessey, Jerry, DE, Santa Clara.....	1952-53
Henson, Robert, LB, TCU.....	2009-10
Hermeling, Terry, T, Nevada.....	1970-80
Hernandez, Joe, WR, Arizona.....	1964
Heyer, Stephen, DL, Maryland.....	2007-10
Hickman, Dallas, DE, California.....	1976-81
Hickman, Donnie, G, USC.....	1978
Hicks, Artis, G/T, Memphis.....	2010
Hicks, Skip, RB, UCLA.....	1998-2000
Hightower, Tim, RB, Richmond.....	2011
Hill, Calvin, RB, Yale.....	1976-77
Hill, Irv, B, Trinity.....	1933
Hill, Nate, DE, Auburn.....	1989
Hitchcock, Ray, C, Minnesota.....	1987
Hoage, Terry, S, Georgia.....	1991
Hobbs, Stephen, WR, North Alabama.....	1990-92
Hochertz, Martin, DE, Southern Illinois.....	1993
Hodgson, Pat, TE, Georgia.....	1966
Hoelscher, David, DT, Eastern Kentucky.....	1998
Hoffman, Bob, RB, USC.....	1940-41
Hoffman, John, DE, Hawaii.....	1969-70
Hogeboom, Gary, QB, Central Michigan.....	1990
Hokuf, Steve, B, Nebraska.....	1933-35
Holdman, Warrick, LB, Texas A&M.....	2005-06
Hollar, John, B, Appalachian St.....	1948-49
Hollenbach, Sam, QB, Maryland.....	2007
Holliday, Vonnie, DL, North Carolina.....	2010
Hollinquest, Lamont, LB, USC.....	1993-94
Holloway, Derek, WR, Arkansas.....	1986
Holly, John, QB, Princeton.....	1982-83
Holman, Walter, RB, West Virginia St.....	1987
Holman, Willie, DE, South Carolina St.....	1973
Holmer, Walt, B, Northwestern.....	1933
Holmes, Lendy, S, Oklahoma.....	2009
Holsey, Bernard, DL, Duke.....	2003
Holsey, Joshua, CB, Auburn.....	2017-18
Hood, Evander "Ziggy", DL, Missouri.....	2016-18
Hopkins, Dustin, K, Florida St.....	2015-18
Horner, Sam, B, VMI.....	1960-61
Horstmann, Roy, FB, Purdue.....	1933
Horton, Chris, S, UCLA.....	2008-10
Horton, Ethan, TE, North Carolina.....	1994
Hostetler, Jeff, QB, West Virginia.....	1987
Houghton, Jerry, T, Washington St.....	1950
Houston, Ken, S, Prairie View A&M.....	1973-80
Houston, Walt, G, Purdue.....	1955
Hover, Don, LB, Washington St.....	1978-79
Howard, Desmond, WR, Michigan.....	1992-94
Howard, Austin, T, Northern Iowa.....	2018
Howell, Dixie, B, Alabama.....	1937
Hudson, Bob, G, Clemson.....	1959
Huff, Ken, G, North Carolina.....	1983-95
Huff, Sam, LB, West Virginia.....	1964-67, 1969
Hughley, George, FB, Central Oklahoma St.....	1965
Hull, Josh, LB, Penn St.....	2013
Hull, Mike, RB, USC.....	1971-74
Humphries, Stan, QB, NE Louisiana.....	1989-91
Huntington, Greg, C, Penn St.....	1993
Hunter, Bill, DB, Syracuse.....	1965
Hurley, George, G, Washington St.....	1932-33
Hurt, Maurice, G, Florida.....	2011-12
Husak, Todd, QB, Stanford.....	2000
Husted, Michael, K, Virginia.....	2000
Hutson, Tony, G, NE Oklahoma.....	2000
Hyatt, Fred, WR, Auburn.....	1973

I

Ihenacho, Duke, S, San Jose St.....	2014-16
Imhof, Martin, DE, San Diego St.....	1974
Intrieri, Marne, G, Loyola (Md.).....	1933-34
Ioannidis, Matt, DL, Temple.....	2016-18
Irvin, Don, FB, Colgate.....	1936-39
Izo, George, QB, Notre Dame.....	1961-64

J

Jackson, Bernard, DB, Tennessee.....	2002
Jackson, Charles, S, Texas Tech.....	1987
Jackson, DeSean, WR, California.....	2014-16
Jackson, Ladairis, DE, Oregon St.....	2002-03

Jackson, Leroy, RB, Western Illinois.....	1962-63
Jackson, Rob, DE/LB, Kansas St.....	2008-13
Jackson, Steve, LB, Texas-Arlington.....	1966-67
Jackson, Trenton, WR, Illinois.....	1967
Jackson, Wilbur, FB, Alabama.....	1980-82
Jacobs, Jack, QB, Oklahoma.....	1946
Jacobs, Taylor, WR, Florida.....	2003-05
Jacoby, Joe, T/G, Louisville.....	1981-93
Jaffurs, John, G, Penn St.....	1946
Jagielski, Harry, T, Indiana.....	1956
James, Dick, RB, Oregon.....	1956-63
James, Erasmus, DE, Wisconsin.....	2008
Janowicz, Vic, B, Ohio St.....	1954-55
Jansen, Jon, T, Michigan.....	1999-08
Jaqua, Jon, S, Lewis & Clark.....	1970-72
Jarmon, Jeremy, LB, Kentucky.....	2009-10
Jarrett, Craig, P, Michigan St.....	2002
Jarrett, Kysheon, DB, Virginia Tech.....	2015
Jean Francois, Ricky, DE, LSU.....	2015-16
Jeffcoat, Jackson, LB, Texas.....	2014-15
Jefferson, Roy, WR, Utah.....	1971-76
Jencks, Bob, K/E, Miami (OH).....	1965
Jenkins, Brandon, LB, Florida St.....	2013
Jenkins, Cullen, DL, Central Michigan.....	2016
Jenkins, Jacque, FB, Vanderbilt.....	1943, 1946
Jenkins, James, TE, Rutgers.....	1991-2000
Jenkins, Jarvis, DE, Clemson.....	2012-14
Jenkins, Ken, RB, Bucknell.....	1985-86
Jensen, Marcel, TE, Fresno St.....	2015
Jessie, Tim, RB, Auburn.....	1987
Jimoh, Ade, DB, Utah St.....	2003-06
Johnson, AJ, CB, SW Texas St.....	1989-94
Johnson, Andre, T, Penn St.....	1996
Johnson, Billy, WR, Widener.....	1988
Johnson, Brad, QB, Minnesota.....	1999-2000
Johnson, Bryan, FB, Boise St.....	2000-03
Johnson, Danny, CB, Southern.....	2018
Johnson, Dennis, DT, Delaware.....	1974-77
Johnson, Domonique, CB, Jackson St.....	2012
Johnson, Jeron, S, Boise St.....	2015
Johnson, Jimmie, TE, Howard.....	1989-91
Johnson (Howard), Joe, WR, Notre Dame.....	1989-91
Johnson, Josh, QB, San Diego.....	2018
Johnson, Larry, C, Haskell Indian.....	1933-35, 1944
Johnson, Larry, RB, Penn St.....	2010
Johnson, Mitch, T, UCLA.....	1966-68, 1972
Johnson, Patrick, WR, Oregon.....	2003
Johnson, Randy, QB, Texas A&M.....	1975
Johnson, Richard, WR, Colorado.....	1987
Johnson, Rob, QB, USC.....	2003
Johnson, Robert, TE, Auburn.....	2005
Johnson, Sidney, CB, California.....	1990-92
Johnson, Tim, DT, Penn St.....	1990-95
Johnson, Tre, T, Temple.....	1994-2000, 02
Johnston, Jim, B, Washington.....	1939-40
Jones, Aki, DL, Fordham.....	2005
Jones, Anthony, TE, Wichita St.....	1984-88
Jones, Arthur, DL, Syracuse.....	2017
Jones, Chuck, E, George Washington.....	1955
Jones, David, C, Texas.....	1987
Jones, David, CB, Wingate.....	2012
Jones, Deacon, DE, Mississippi Vocational.....	1974
Jones, Greg, LB, Colorado.....	1997-00
Jones, Harvey, B, Baylor.....	1947
Jones, Jimmie, DE, Wichita St.....	1971-73
Jones, Joe, DE, Tennessee St.....	1979-80
Jones, Kenya, DL, South Florida.....	2003-04
Jones, Larry, WR, NE Missouri St.....	1974-77
Jones, Levi, DT, Arizona St.....	2009
Jones, Matt, RB, Florida.....	2015-16
Jones, Melvin, G, Houston.....	1981
Jones, Robert, LB, East Carolina.....	2001
Jones, Rod, DL, Kansas (JR).....	2002
Jones, Stan, DT, Maryland.....	1966
Jordan, Akeem, LB, James Madison.....	2014
Jordan, Curtis, FS, Texas Tech.....	1981-86
Jordan, Jeff, RB, Washington.....	1971-72
Joseph, Joe, DL, Miami (Fla.).....	2010
Joseph, Ricot, DB, Central Florida.....	2002
Junker, Steve, E, Xavier.....	1961-62

Junkin, Trey, LB, Louisiana Tech.....	1984
Jurgensen, Sonny, QB, Duke.....	1964-74
Justice, Charlie, RB, UNC.....	1950, 1952-54
Justice, Ed, B, Gonzaga.....	1936-42
Juzwik, Steve, B, Notre Dame.....	1942

K

Kahn, Ed, G, North Carolina.....	1935-37
Kalu, Ndulwe, DE, Rice.....	1998-2000
Kamp, Jim, T, Oklahoma City.....	1933
Kammerer, Carl, DE, Pacific.....	1963-69
Kane, Rick, RB, San Jose St.....	1984
Kantor, Joe, RB, Notre Dame.....	1966
Karamatic, George, B, Gonzaga.....	1938
Karas, Emil, E, Dayton.....	1959
Karcher, Jim, G, Ohio St.....	1936-39
Karras, Lou, T, Purdue.....	1950-52
Karras, Ted, DT, Northwestern.....	1987
Katrishen, Mike, T, Southern Miss.....	1949-49
Kaufman, Mel, LB, Cal Poly.....	1981-88
Kawai, Ed, C, Illinois.....	1937
Kearse, Frank, DE, Alabama A&M.....	2014-15
Keating, Chris, LB, Maine.....	1965
Keenan, Jack, T, South Carolina.....	1944-45
Kehl, Bryan, LB, BYU.....	2012-13
Kehr, Rick, G, Carthage.....	1987
Kelley, Gordon, LB, Georgia.....	1962-63
Kelley, Rob, RB, Tulane.....	2016-18
Kelly, John, T, Florida A&M.....	1966-67
Kelly, Malcolm, WR, Oklahoma.....	2008-10
Kemoeatu, Ma'ake, NT, Utah.....	2010
Kendall, Pete, DL, Boston College.....	2007-08
Kenneally, Gus, E, St. Bonaventure.....	1932
Kerin, Zac, DL, Toledo.....	2018
Kerr, Jim, DB, Penn St.....	1961-62
Kerrigan, Ryan, LB, Purdue.....	2011-18
Khayat, Bob, K, Mississippi.....	1960, 1962-63
Khayat, Ed, DT, Tulane.....	1957, 1962-63
Kidsy, Darvin, WR, Texas Southern.....	2018
Kiick, Jim, RB, Wyoming.....	1977
Killings, Cedric, DL, Carson-Newman.....	2005
Kilmer, Bill, QB, UCLA.....	1971-76
Kimball, Bruce, G, Massachusetts.....	1983-84
Kimble, Garry, CB, Sam Houston St.....	1987
Kimmel, J.D., T, Houston.....	1955-56
Kimmel, Jon, LB, Colgate.....	1987
Kimrin, Ola, K, Texas El Paso.....	2004
Kincaid, Jim, B, South Carolina.....	1954
Kinney, Kelvin, DE, Virginia St.....	1997-98
Kirk, Randy, LB, San Diego St.....	1990
Kitts, Jim, FB, Ferrum.....	1998
Knight, Curt, K, Coast Guard.....	1969-73
Knighton, Terrance, NT, Temple.....	2015
Koch, Markus, DE, Boise St.....	1986-91
Koniszewski, John, T, G.W.....	1945-46, 1948
Kopay, Dave, RB, Washington.....	1969-70
Kouandjio, Arie, G, Alabama.....	2015-17
Kovatch, John, E, Notre Dame.....	1942, 46
Kozlowski, Brian, TE, Connecticut.....	2004-07
Krakoski, Joe, B, Illinois.....	1961
Krakoski, Joe, LB, Washington.....	1966
Krause, Max, FB, Gonzaga.....	1937-40
Krause, Paul, DB, Iowa.....	1964-67
Krause, Red, C, St. Louis.....	1938
Kresky, Joe "Mink", G, Wisconsin.....	1932
Krouse, Ray, T, Maryland.....	1960
Kruczek, Mike, QB, Boston College.....	1980
Krueger, Al, RB, USC.....	1941-42
Kubin, Larry, LB, Penn St.....	1982-84
Kuchta, Frank, C, Notre Dame.....	1958-59
Kuehl, Ryan, DT, Virginia.....	1996-97
Kupp, Jake, G, Washington.....	1966
Kuziel, Bob, G, Pittsburgh.....	1975-80

ALL-TIME ROSTER

L

Laaveg, Paul, G, Iowa.....	1970-75
Lachey, Jim, T, Ohio St.....	1988-95
Ladler, Kenny, S, Vanderbilt.....	2018
Landry, LaRon, S, LSU.....	2007-11
Lane, Skip, S, Mississippi.....	1987
Lang, Kenard, DE, Miami (Fla.).....	1997-01
Lanier II, Anthony, Alabama A&M.....	2016-17
Lapka, Ted, E, St. Ambrose.....	1943-44, 1946
LaPresta, Benny, B, St. Louis.....	1933
Larson, Bill, TE, Colorado St.....	1977
Larson, Pete, RB, Cornell.....	1967-68
Lasse, Dick, LB, Syracuse.....	1960-61
Lathrop, Kit, DT, Arizona St.....	1987
Laster, Donald, T, Tennessee St.....	1982-83
Laufenberg, Babe, QB, Indiana.....	1983-85
Lauvao, Shawn, G, Arizona St.....	2014-18
Lavender, Joe, CB, San Diego St.....	1976-82
Law, Dennis, WR, East Tennessee St.....	1979
Lawrence, Don, T, Notre Dame.....	1959-61
LeBaron, Eddie, QB, Pacific.....	1952-53, 1955-59
Leeuwenburg, Jay, G, Colorado.....	2000
Lemek, Ray, T, Notre Dame.....	1957-61
Lennan, Reid, G, No College.....	1945
Leon, Tony, G, Alabama.....	1943
LeRibeus, Josh, G, SMU.....	2012-15
Lewis, Dan, RB, Wisconsin.....	1965
Lewis, Lance, WR, East Carolina.....	2013
Lewis, Ron, G, Washington St.....	1995
Leverette, Otis, DE, UAB.....	2001-02
Liebenstein, Todd, DE, UNLV.....	1982-85
Lichtensteiger, Kory, OL, Bowling Green.....	2010-16
Lipscomb, Paul, T, Tennessee.....	1950-54
Livingston, Howie, B, Fullerton JC.....	1948-50
Lloyd, Brandon, WR, Illinois.....	2006-07
Lockett, J.W., B, Central Oklahoma St.....	1964
Lockett, Kevin, WR, Kansas St.....	2001-02
Locklear, Sean, T, North Carolina St.....	2011
Logan, Marc, FB, Kentucky.....	1995-97
Lohmiller, Chip, K, Minnesota.....	1988-94
Lolatai, Al, G, Weber St.....	1945
Long, Bob, WR, Wichita St.....	1969
Long, Spencer, G/C, Nebraska.....	2014-17
Lookabaugh, John, E, Maryland.....	1946-47
Looney, Joe Don, RB, Oklahoma.....	1966-67
Lorch, Karl, DT, USC.....	1976-81
Lott, Andre, DB, Tennessee.....	2002-04
Lovato, Rick, LS, Old Dominion.....	2016
Love, John, WR, North Texas St.....	1967
Loverne, David, OL, San Jose St.....	2002
Lowe, Gary, B, Michigan St.....	1956-57
Lowry, Quentin, LB, Youngstown St.....	1981-83
Luce, Lew, B, Penn St.....	1961
Lyle, Keith, S, Virginia.....	2001
Lynch, Dick, B, Notre Dame.....	1958

M

MacAfee, Ken, E, Alabama.....	1959
Macioszczyk, Art, FB, Western Michigan.....	1948
Macklin, David, CB, Penn St.....	2007
MacMurdo, Jim, T, Pittsburgh.....	1932-33
Madarik, Elmer, B, Detroit.....	1948
Malinchak, Bill, WR, Indiana.....	1970-74, 1976
Malone, Benny, RB, Arizona St.....	1978-79
Malone, Charley, E, Texas A&M.....	1934-40, 1942
Mandeville, Chris, DB, Cal-Davis.....	1989
Manley, Dexter, DE, Oklahoma St.....	1981-89
Mann, Charles, DE, Nevada-Reno.....	1983-93
Manton, Tilly, FB, TCU.....	1938
Manusky, Greg, LB, Colgate.....	1988-90
Marciniak, Ron, C, Kansas St.....	1955
Marcus, Pete, E, Kentucky.....	1944
Marshall, Byron, RB, Oregon.....	2017-18
Marshall, Lemar, LB, Michigan St.....	2002-06
Marshall, Leonard, DT, LSU.....	1994
Marshall, Rich, T, Stephen F. Austin.....	1966
Marshall, Wilber, LB, Florida.....	1988-92
Martin, Aaron, DB, North Carolina College.....	1968
Martin, Jamie, QB, Weber St.....	1997

Martin, Jim, K, Notre Dame.....	1964
Martin, Steve, DE, Jackson St.....	1987
Mason, Eddie, LB, North Carolina.....	1999-02
Mason, Marcus, RB, Youngstown St.....	2009
Mason, Tommy, RB, Tulane.....	1971-72
Masterson, Bob, E, Miami (Fla.).....	1938-43
Maston, Le'Shai, FB, Baylor.....	1998
Match, Trevor, C, BYU.....	1994-96
Matthews, Shane, QB, Florida.....	2002
Mattson, Riley, T, Oregon.....	1961-64
Mauti, Rich, WR, Penn St.....	1984
May, Mark, T, Pittsburgh.....	1981-89
Mayhew, Martin, CB, Florida St.....	1989-92
Mays, Alvoid, CB, West Virginia.....	1990-94
Mays, Damon, WR, Missouri.....	1996
Mazurek, Fred, B, Pittsburgh.....	1965-66
McCabe, Dick, B, Pittsburgh.....	1959
McCants, Darmerien, WR, Delaware St.....	2002-04
McCardell, Keenan, WR, UNLV.....	2007
McCauley, Marcus, CB, Fresno St.....	2009
McChesney, Bob, E, UCLA.....	1936-42
McClain, Terrell, DL, South Florida.....	2017
McClellion, Central, CB, Ohio St.....	2001
McClure, Stefan, S, California.....	2017
McCoy, Anthony, TE, USC.....	2015
McCoy, Colt, QB, Texas.....	2014-18
McCrary, Greg, TE, Clark.....	1978, 1981
McDune, Robert, LB, Louisville.....	2005-06
McDullough, Sultan, RB, USC.....	2003
McDaniel, John, WR, Lincoln.....	1978-80
McDaniel, Le Charls, CB, Cal Poly.....	1981-82
McDole, Ron, DE, Nebraska.....	1971-78
McDonald, Ray, RB, Idaho.....	1967-68
McEwen, Craig, TE, Utah.....	1987-88
McGee, Stacy, DL, Oklahoma.....	2017-18
McGee, Tim, WR, Tennessee.....	1993
McGee, Tony, DE, Bishop (TX).....	1982-84
McGrath, Mark, WR, Montana St.....	1983-85
McGriff, Curtis, DT, Alabama.....	1987
McIntosh, Rocky, LB, Miami (Fla.).....	2006-11
McKee, Paul, E, Syracuse.....	1947-48
McKeeper, Martin, LB, USC.....	1968-70
McKenzie, Raleigh, G, Tennessee.....	1985-94
McKinney, Zion, WR, South Carolina.....	1980
McKinzy, Cassanova, LB, Auburn.....	2018
McLinton, Harold, LB, Southern.....	1969-78
McMillan, Mark, CB, Alabama.....	1999
McNabb, Donovan, QB, Syracuse.....	2010
McNeil, Clifton, WR, Grambling St.....	1971-72
McNeil, Nick, LB, Western Carolina.....	2005
McPhail, Hal, FB, Xavier.....	1934-35
McPhee, Pernell, LB, Mississippi St.....	2018
McQuaid, Dan, T, UNLV.....	1985-87
McQuilken, Kim, QB, Lehigh.....	1978-80
McRae, Stan, E, Michigan St.....	1946
Meade, Jim, B, Maryland.....	1939-40
Meads, Johnny, LB, Nicholls St.....	1992
Meadows, Ed, DB, Duke.....	1959
Melinger, Steve, E, Kentucky.....	1956-57
Mendenhall, Mat, DE, BYU.....	1981-82
Meriweather, Brandon, S, Miami (Fla.).....	2012-14
Merkle, Ed, G, Oklahoma A&M.....	1944
Merling, Phillip, DE, Clemson.....	2013
Mercein, Chuck, RB, Yale.....	1969
Metcalf, Terry, RB, San Diego St.....	1981
Michaels, Ed, G, Villanova.....	1937
Micka, Mike, FB, Colgate.....	1944
Mickles, Joe, RB, Mississippi.....	1989
Middleton, Ron, TE, Auburn.....	1988, 1990-93
Miller, Matt, LB, Penn St.....	1991
Miller, Allen, LB, Ohio.....	1962-63
Miller, Clark, DE, Utah St.....	1969
Miller, Dan, K, Miami (Fla.).....	1982
Miller, Fred, T, Pacific.....	1955
Miller, Gabe, LB, Oregon St.....	2014
Miller, Harlan, CB, SE Louisiana.....	2018
Miller, John, T, Boston College.....	1956, 1958-59
Miller, Tom, B, Hampden-Sydney.....	1945
Millner, Wayne, E, Notre Dame.....	1936-41, 1945
Mills, Lamar, DT, Indiana.....	1994

Milot, Rich, LB, Penn St.....	1979-87
Milstead, Rod, G, Delaware St.....	1988-99
Mims, Chris, DT, Tennessee.....	1997
Mingo, Gene, K, No College.....	1967
Minnifield, Chase, CB, Virginia.....	2014
Mitchell, Bobby, FL, Illinois.....	1962-68
Mitchell, Brian, RB, SW Louisiana.....	1990-99
Mitchell, Kevin, LB, Syracuse.....	2000-03
Mitchell, Marko, WR, Nevada.....	2009
Mitchell, Michael, CB, Howard Payne.....	1987
Mix, Anthony, WR, Auburn.....	2007
Modzelewski, Dick, DT, Maryland.....	1953-54
Mojisjejenko, Ralf, P, Michigan St.....	1989-90
Molinaro, Jim, OL, Notre Dame.....	2004-06
Momson, Tony, C, Michigan.....	1952
Monachino, Jim, B, California.....	1955
Monaco, Ray, G, Holy Cross.....	1944
Monasco, Don, B, Texas.....	1954
Monk, Art, WR, Syracuse.....	1980-93
Mont, Tommy, QB, Maryland.....	1947-49
Montgomery, Anthony, DT, Minnesota.....	2006-09
Mortgomery, Will, DL, Virginia Tech.....	2008-13
Moody, Nick, LB, Florida State.....	2016
Moore, Chuck, G, Arkansas.....	1962
Moore, Darryl, G, UTEP.....	1992-93
Moore, Jeff, RB, Jackson St.....	1984
Moore, Larry, C, BYU.....	2002-03
Moore, Kareem, S, Nicholls St.....	2008-10
Moore, Michael, G, Troy St.....	2000
Moore, Wilbur, B, Minnesota.....	1939-46
Moran, Jim, G, Holy Cross.....	1935-36
Moreau, Fabian, CB, UCLA.....	2017-18
Morgan, Bob, DT, Maryland.....	1954
Morgan, Boyd, S, USC.....	1939-40
Morgan, Joshua, WR, Virginia Tech.....	2012-13
Morgan, Mike, LB, LSU.....	1968
Morley, Sam, E, Stanford.....	1954
Morris, Alfred, RB, Florida Atlantic.....	2012-15
Morris, Jamie, RB, Michigan.....	1988-89
Morrison, Darryl, S, Arizona.....	1993-96
Morrison, Tim, CB, North Carolina.....	1986-87
Mortensen, Fred, QB, Arizona St.....	1979
Morton, Chad, RB, USC.....	2003-04
Morton, Christian, DB, Illinois.....	2005
Morton, Michael, RB, UNLV.....	1985
Moseley, Mark, K, Stephen F. Austin.....	1974-86
Moses, Morgan, T, Virginia.....	2014-18
Moss, Eddie, RB, SE Missouri St.....	1977
Moss, Joe, T, Maryland.....	1952
Moss, Santana, WR, Miami (Fla.).....	2005-14
Muhammad, Calvin, WR, TX Southern.....	1984-85
Mul-Key, Herb, RB, No College.....	1972-74
Murphy, Jerome, CB, South Florida.....	2012-13
Murphy, Mark, S, Colgate.....	1977-84
Murphy, Trent, LB, Stanford.....	2014-16
Murray, Eddie, K, Tulane.....	1995, 2000
Murrell, Adrian, RB, West Virginia.....	2000
Musgrove, Spain, DT, Utah St.....	1967-69
Musick, Jim, FB, USC.....	1932-33, 1935-36
Myers, Rob, TE, Utah St.....	2011
Myslinski, Tom, G, Tennessee.....	1992

N

Natowich, Andy, B, Holy Cross.....	1944
Ndukwe, Ikechuku, DL, Northwestern.....	2005
Nelms, Mike, KR, Baylor.....	1980-84
Nelson, Ralph, RB, No College.....	1975
Niemi, Laurie, T, Washington St.....	1949-53
Nichols, Gerald, DT, Florida State.....	1993
Neild, Chris, NT, West Virginia.....	2011-13
Nelson, Kyle, LS, New Mexico St.....	2013
Nicholson, Montae, S, Michigan St.....	2017-18
Nirowski, Jim, QB, Michigan St.....	1967-68
Nisby, John, G, Pacific.....	1962-64
Nix, Doyle, B, SMU.....	1958-59
Noble, Leo, G, Penn St.....	1947
Noble, Brandon, DL, Penn St. (IR '05).....	2003-05
Noble, James, WR, Stephen F. Austin.....	1986
Nock, George, RB, Morgan St.....	1972

ALL-TIME ROSTER

Noga, AI, DE, Hawaii.....1993
 Norman, Jim, T, No College.....1955
 Norman, Josh, CB, Coastal Carolina.....2016-18
 Norris, Hal, B, California.....1955-56
 North, Jim T, Central Washington.....1944
 Norton, Jim, T, Washington.....1969
 Nott, Doug, B, Detroit.....1935
 Nottage, Dexter, DE, Florida A&M.....1994-96
 Novak, Nick, K, Maryland.....2005-06
 Nsekhe, Ty, T, Texas St.....2015-18
 Nugent, Dan, G, Auburn.....1976-78, 1980
 Nussbaumer, Bob, E, Michigan.....1947-48

D

O'Brien, Fran, T, Michigan St.....1960-66
 O'Brien, Gail, T, Nebraska.....1934-36
 O'Dell, Stu, LB, Indiana.....1974-77
 Ohaleta, ifeanyi, S, USC.....2001-03
 Ogrin, Pat, DT, Wyoming.....1981-82
 Ogundowale, Dare, RB, Wisconsin.....2017
 Okoro, Kenny, CB, Wake Forest.....2014
 Oliphant, Mike, RB, Puget Sound.....1988
 Oliver, Muhammad, CB, Oregon.....1995
 Olkewicz, Neal, LB, Maryland.....1979-89
 Olsson, Les, G, Mercer.....1934-38
 Olszewski, John, B, California.....1959-60
 Orakpo, Brian, DE/LB, Texas.....2009-14
 Orr, Terry, TE, Texas.....1986-83
 Osborne, Tom, WR, Hastings (NE).....1960-61
 Ostrowski, Chet, E, Notre Dame.....1954-59
 Owen, Tom, QB, Wichita St.....1982
 Owens, Brig, DB, Cincinnati.....1986-77
 Owens, Don, T, Southern Miss.....1957
 Owens, Rich, DE, Lehigh.....1995-97

P

Paea, Stephen, DE, Oregon St.....2015
 Paine, Jeff, LB, San Jose St.....1986
 Painter, Winston, DL, Virginia Tech.....2016
 Pakulak, Glenn, P, Kentucky.....2009
 Paluck, John, DE, Pittsburgh.....1956, 1959-65
 Palmer, Sterling, DE, Florida St.....1993-96
 Papit, John, B, Virginia.....1951-53
 Pardee, Jack, LB, Texas A&M.....1971-72
 Parks, Mickey, G, Oklahoma.....1938-40
 Parris, Timon, DL, Stony Brook.....2018
 Parrish, Lemar, CB, Lincoln.....1978-81
 Pasqua, Joe, T, SMU.....1943
 Paternoster, Angelo, G, Georgetown.....1943
 Patten, David, WR, Western Carolina.....2005-06
 Patten, Dimitri, DB, Tuskegee.....2005
 Patton, Joe, T, Alabama A&M.....1994-98
 Patton, Marcus, LB, UCLA.....1995-99
 Paul, Niles, WR/TE, Nebraska.....2011-17
 Paul, Tito, CB, Ohio St.....1999
 Paulescu, Sam, P, Oregon St.....2010
 Paulsen, Logan, TE, UCLA.....2010-15
 Payne, Daron, DL, Alabama.....2018
 Peebles, Jim, E, Vanderbilt.....1946-49, 1951
 Peete, Rodney, QB, USC.....1999
 Peiffer, Dan, C, Southeast Missouri St.....1980
 Pellegrini, Bob, LB, Maryland.....1962-65
 Pepper, Gene, G, Missouri.....1950-53
 Pergine, John, LB, Notre Dame.....1973-75
 Perine, Samaje, RB, Oklahoma.....2017-18
 Perrin, Lonnie, RB, Illinois.....1979
 Peters, Floyd, T, San Francisco St.....1970
 Peters, Otha, LB, Louisiana-Lafayette.....2017
 Peters, Tony, S, Oklahoma.....1979-82, 1984-85
 Peters, Volney, T, USC.....1954-57
 Peterson, Adrian, RB, Oklahoma.....2018
 Peterson, Nelson, RB, West Va. Wesleyan.....1937
 Pettet, Phil, G, Missouri.....1987
 Pettibon, Richie, S, Tulane.....1971-72
 Phillips, Dashaun, CB, Tarleton St.....2015-16
 Phillips, Joe, WR, Kentucky.....1985, 87
 Piasecky, Al, E, Duke.....1943-45
 Pierce, Antonio, LB, Arizona.....2001-04
 Pierce, Dan, RB, Memphis St.....1970
 Pinckert, Ernie, FB, USC.....1932-40

Plackemeier, Ryan, P, Wake Forest.....2008
 Planutis, Jerry, B, Michigan St.....1956
 Plummer, Terrance, LB, Central Florida.....2015
 Podoley, Jim, RB, Central Michigan.....1957-60
 Poillon, Dick, B, Canisius.....1942, 1946-49
 Polsfoot, Fran, E, Washington St.....1953
 Polumbus, Tyler, T, Colorado.....2011-14
 Ponds, Antwaune, LB, Syracuse.....1988
 Porter, Tracy, CB, Indiana.....2014
 Portis, Clinton, RB, Miami (Fla.).....2004-10
 Posey, Jeff, LB, Southern Miss.....2006
 Potter, John, K, Western Michigan.....2013
 Pottios, Myron, LB, Notre Dame.....1971-73
 Pounds, Darryl, CB, Nicholls St.....1995-99
 Pourdaneh, Shar, T, Nevada.....1996-98
 Powell, Carl, DL, Louisville.....2002
 Presley, Lee, C, Oklahoma.....1945
 Prestel, Jim, T, Idaho.....1966-67
 Prioleau, Pierson, S, Holy Cross.....2005-07
 Promuto, Vince, G, Virginia Tech.....1960-70
 Pryor Sr., Terrelle, WR, Ohio State.....2017
 Pucillo, Mike, DL, Auburn.....2006-07
 Pugh, Jordan, S, Texas A&M.....2012-13

Q

Quick, Brian, WR, Appalachian St.....2017-18
 Quinlan, Bill, DE, Michigan St.....1965
 Quinn, Richard, TE, North Carolina.....2011
 Quinn, Trey, WR, Southern Methodist.....2018
 Quirk, Ed, B, Missouri.....1949-51

R

Raab, Marc, C, USC.....1993
 Raba, Bob, TE, Maryland.....1981
 Rabach, Casey, DL, Wisconsin.....2005-10
 Rae, Mike, QB, USC.....1981
 Rambo, Bacarr, S, Georgia.....2013-14
 Ramsey, Knox, G, William G Mary.....1952-53
 Ramsey, Patrick, QB, Tulane.....2002-05
 Randle El, Antwaan, WR, Indiana.....2006-09
 Rasby, Walter, TE, Wake Forest.....2001-02
 Rashad, Sha'reff, S, Central Florida.....2010
 Raymer, Cory, C, Wisconsin.....1995-01, 2004-05
 Reaves, Jeremy, S, South Alabama.....2018
 Reaves, Willard, RB, Northern Arizona.....1989
 Rector, Ron, B, Northwestern.....1966
 Redd, Jr., Silas, RB, USC.....2014-15
 Reed, Alvin, TE, Prairie View A&M.....1973-75
 Reed, Andre, WR, Kutztown (PA).....2000
 Reed, Bob, G, Tennessee St.....1985
 Reed, Jordan, TE, Florida.....2013-18
 Reger, John, LB, Pittsburgh.....1964-66
 Renfro, Will, T, Memphis St.....1957-59
 Reyes, Kendall, DE, Connecticut.....2016
 Reynolds, Mack, QB, LSU.....1960
 Rhaney, Demetrius, C, Tennessee St.....2017
 Ribar, Frank, G, Duke.....1943
 Ricca, Jim, C, Georgetown.....1951-54
 Richard, Stanley, S, Texas.....1995-98
 Richardson, Grady, TE, Cal St. Fullerton.....1979-80
 Richardson, Huey, LB, Florida.....1992
 Richardson, Paul, WR, Colorado.....2018
 Richter, Pat, WR, Wisconsin.....1963-70
 Rinehart, Chad, DL, Northern Iowa.....2008-09
 Riggins, John, RB, Kansas.....1976-79, 1981-85
 Riggs, Gerald, RB, Arizona St.....1989-91
 Riggs, Jim, TE, Clemson.....1993
 Riley, Jack, T, Northwestern.....1933
 Riley, Jr., Perry, LB, LSU.....2010-15
 Roberts, Andre, WR, The Citadel.....2014-15
 Roberts, Jack, B, Georgia.....1932
 Roberts, Walter, WR, San Jose St.....1969-70
 Robertson, Pete, LB, Texas Tech.....2017
 Robinson, Aldrick, WR, SMU.....2012-14
 Robinson, Dave, LB, Penn St.....1973-74
 Robinson, Keenan, LB, Texas.....2012-15
 Robinson, Lybrant, DE, Delaware St.....1989
 Robinson, Tony, QB, Tennessee.....1987
 Robinson, Trenton, S, Michigan St.....2013-15

Robinson, William, T, San Diego St.....2009
 Roby, Reggie, P, Iowa.....1993-94
 Rocca, Sav, P, Australia.....2011-13
 Rodge, Walter, T, Maryland.....1968-73
 Rocker, Tracy, DT, Auburn.....1989-90
 Roehnel, Bill, LB, Bradley.....1960
 Rogers, Carlos, CB, Auburn.....2005-10
 Rogers, George, RB, South Carolina.....1985-87
 Rogers, Justin, CB, Richmond.....2014-15
 Rosato, Sal, B, Villanova.....1945-47
 Rose, Carlton, LB, Michigan.....1987
 Rose, Nick, K, Texas.....2017
 Rosenfels, Sage, QB, Iowa St.....2001
 Ross, Rashad, WR, Arizona St.....2015-16
 Rosso, George, B, Ohio St.....1954
 Roullier, Chase, C, Wyoming.....2017-18
 Roussel, Tom, LB, Southern Miss.....1968-70
 Roussos, Mike, T, Pittsburgh.....1948-49
 Royal, Ray, TE, San Diego St.....1992-93
 Royce, Robert, TE, LSU.....2003-05
 Royster, Evan, RB, Penn St.....2011-13
 Rubbert, Ed, QB, Louisville.....1987
 Rucker, Keith, DT, Ohio Wesleyan.....1997
 Runnels, Tom, RB, North Texas St.....1956-57
 Rush, Tyrone, RB, North Alabama.....1994
 Russell, Anderson, S, Ohio St.....2010
 Russell, Bo, T, Auburn.....1939-40
 Russell, Cliff, WR, Utah.....2002-03
 Russell, Darrell, DT, USC.....2003
 Russell, Twan, LB, Miami (Fla.).....1997-99
 Rutgens, Joe, DT, Illinois.....1961-69
 Ruthstrom, Ralph, B, SMU.....1947
 Rutledge, Jeff, QB, Alabama.....1990-92
 Ryan, Frank, QB, Rice.....1969-70
 Ryzek, Dan, C, Virginia.....1973-75
 Rykovich, Jules, B, Illinois.....1952-53
 Rymkus, Lou, T, Notre Dame.....1943
 Rypien, Mark, QB, Washington St.....1987-93
 Rzempoluk, Ted, DB, Virginia.....1963

S

Saenz, Eddie, RB, USC.....1946-51
 Sagnella, Anthony, DT, Rutgers.....1987
 Salave'a, Joe, DL, Arizona.....2004-06
 Salem, Ed, B, Alabama.....1951
 Salter, Bryant, S, Pittsburgh.....1974-75
 Sample, Johnny, DB, Maryland St.....1963-65
 Samuels, Chris, T, Alabama.....2000-09
 Sanchez, John, T, San Francisco.....1947-49
 Sanchez, Mark, QB, USC.....2018
 Sanders, Chris, TE, Texas A&M.....1997
 Sanders, Deion, CB, Florida St.....2000
 Sanders, Lonnie, DB, Michigan St.....1963-67
 Sanders, Ricky, WR, SW Texas St.....1986-93
 Sandifer, Dan, DB, LSU.....1948-49
 Sanford, Haywood, E, Alabama.....1940
 Sanford, Jamarca, S, Ole Miss.....2014
 Sarboe, Phil, DB, Washington St.....1934
 Sardisco, Tony, G, Tulane.....1956
 Sasa, Don, DT, Washington St.....1997
 Saul, Ron, G, Michigan St.....1976-81
 Savage, Sebastian, CB, North Carolina St.....1995
 Sawyer, John, TE, Southern Miss.....1983
 Scafile, John, T, Tulane.....1933
 Scanlan, Jerry, T, Hawaii.....1980-81
 Scarbath, Jack, QB, Maryland.....1953-54
 Scherff, Brandon, G, Iowa.....2015-18
 Schick, Doyle, LB, Kansas.....1961
 Schilling, Ralph, E, Oklahoma City.....1946
 Schlereth, Mark, G, Idaho.....1989-94
 Schmidt, Kermit E, Cal Poly-Pomona.....1932
 Schoenke, Ray, G, SMU.....1966-75
 Schroeder, Jim, C, Notre Dame.....1954, 1956-61
 Schroeder, Jay, DB, UCLA.....1984-87
 Scissum, Willard, G, Alabama.....1987
 Scott, Darrion, DL, Ohio St.....2010-11
 Scott, Greg, DE, Hampton.....2002
 Scott, Jake, S, Georgia.....1976-78
 Scott, Ben, DB, Maryland.....1959-61
 Scudero, Joe, B, San Francisco.....1954-58

ALL-TIME ROSTER

Scully, Mike, C, Illinois.....1988
 Seals, George, G, Missouri.....1964
 Seay, Virgil, WR, Troy St.....1981-84
 Sebek, Nick, B, Indiana.....1950
 Sedoris, Chris, C, Purdue.....1996
 Seedborg, John, E, Arizona St.....1965
 Sellers, Mike, FB, Walla Walla.....1998-00, 2004-11
 Seno, Frank, B, George Wash.....1943-44, 1949
 Serwanga, Kato, CB, California.....2001
 Settle, Tim, DL, Virginia Tech.....2018
 Settles, Tony, LB, Elon.....1987
 Severson, Jeff, DB, Long Beach St.....1972
 Seymour, Bob, B, Oklahoma.....1940-45
 Shade, Sam, S, Alabama.....1999-02
 Sharp, Everett, T, California Tech.....1944-45
 Shedd, Kenny, WR, Northern Iowa.....2000
 Shepard, Derrick, WR, Oklahoma.....1987-88
 Shepherd, Bill, FB, Western Maryland.....1935
 Shepherd, Leslie, WR, Temple.....1994-98
 Shiner, Dick, QB, Maryland.....1964-66
 Shoener, Herb, E, Iowa.....1948-49
 Shorter, Jim, DB, Detroit.....1964-67
 Shugart, Clyde, G, Iowa St.....1939-49
 Shula, Don, DB, John Carroll.....1957
 Shuler, Heath, QB, Tennessee.....1994-96
 Siano, Tony, C, Fordham.....1932
 Siegert, Herb, G, Illinois.....1949-51
 Siemering, Larry, C, San Francisco.....1935-36
 Simmons, Ed, T, Eastern Washington.....1987-87
 Simmons, Roy, G, Georgia Tech.....1983
 Simon, John, RB, Louisiana Tech.....2003
 Simpson, Chad, RB, Morgan St.....2010
 Sims, Cam, WR, Alabama.....2018
 Sims, Keith, G, Iowa St.....1997-2000
 Sinclair, Matt, LB, Illinois.....2007
 Sinko, Steve, T, Duquesne.....1934-36
 Sistrunk, Manny, DT, Arkansas AM&N.....1970-75
 Skaggs, Justin, WR, Evangel.....2002
 Slivinski, Steve, G, Washington.....1939-43
 Smith, Alex, QB, Utah.....2018
 Smith, Alex, TE, Stanford.....2015
 Smith, Ben, E, Alabama.....1937
 Smith, Bruce, DE, Virginia Tech.....2000-03
 Smith, Cedric, FB, Florida.....1994-95
 Smith, Clifton, LB, Syracuse.....2003
 Smith, Derek M., LB, Arizona St.....1997-2000
 Smith, Dick, DB, Northwestern.....1967-68
 Smith, Ed, FB, NYU.....1936
 Smith, George, C, California.....1937, 1941-43
 Smith, Hunter, P, Notre Dame.....2009-10
 Smith, Hugh, E, Kansas.....1962
 Smith, Jack, E, Stanford.....1943
 Smith, Jerry, TE, Arizona St.....1965-77
 Smith, Jim, DB, Oregon.....1968
 Smith, Jimmy, RB, Elon.....1984
 Smith, John, WR, North Texas St.....1978
 Smith, Larry, RB, Florida.....1974
 Smith, Marcus, LB, Louisville.....2018
 Smith, Paul, DE, New Mexico.....1979-80
 Smith, Ricky, CB, Alabama St.....1984
 Smith, Riley, QB, Alabama.....1936-38
 Smith, Preston, LB, Mississippi St.....2015-18
 Smith, Timmy, RB, Texas Tech.....1987-88
 Smith, Vernice, G, Florida A&M.....1993-95
 Smith, Willie, T, East Carolina.....2011
 Smithson, Fish, S, Kansas.....2017
 Smoot, Fred, CB, Miss. St.....2001-04, 2007-08
 Sneed, Norm, QB, Wake Forest.....1961-63
 Sneddon, Bob, B, St. Mary's [CA].....1944
 Snidow, Ron, DE, Oregon.....1963-67
 Snipes, Angelo, LB, West Georgia.....1986
 Snow, Justin, LS, Baylor.....2012
 Snowden, Jim, T, Notre Dame.....1965-71
 Soboleski, Joe, G, Michigan.....1949
 Sommer, Mike, B, Geo. Wash.....1958-59, 1961
 Sommers, Jack, C, UCLA.....1947
 Spaight, Martrell, LB, Arkansas.....2015-17
 Spaniel, Frank, B, Notre Dame.....1950
 Sparks, Dave, G, South Carolina.....1954
 Spirida, John, E, St. Anselm's.....1939

Springs, Shawn, CB, Ohio St.....2004-08
 Sprinkle, Jeremy, TE, Arkansas.....2017-18
 Stacco, Ed, T, Colgate.....1948
 Stai, Brenden, G, Nebraska.....2002
 Stallings, Don, E, North Carolina.....1960
 Stallworth, Donté, WR, Tennessee.....2011
 Stanfel, Dick, G, San Francisco.....1956-58
 Stanley, Walter, WR, Mesa [CO].....1990
 Starke, George, T, Columbia.....1973-84
 Stasica, Leo, B, Colorado.....1943
 Staton, Jim, T, Wake Forest.....1951
 Steber, John, G, Georgia Tech.....1946-50
 Steffen, Jim, DB, UCLA.....1961-65
 Stenn, Paul, T, Villanova.....1946
 Stensrud, Mike, DT, Iowa St.....1989
 Stephens, Lenoard, TE, Howard.....2002
 Stephens, Louis, G, San Francisco.....1955-60
 Stephens, Rod, LB, Georgia Tech.....1995-96
 Stepanovich, Mike, G, St. Mary's.....1933
 Stevens, Matt, S, Appalachian St.....1998-2000
 Stief, Dave, WR, Portland St.....1983
 Stitts, Bill, DB, UCLA.....1959
 Stock, Mark, WR, VMI.....1993
 Stokes, Fred, DE, Georgia Southern.....1989-92
 Stokes, Tim, T, Oregon.....1975-77
 Stone, Ken, S, Vanderbilt.....1973-75
 Stout, Pete, B, TCU.....1949-50
 Stoutmire, Omar, S, Fresno St.....2005, 2007
 Stovall, Dick, C, Abilene Christian.....1949
 Stowe, Tyronne, LB, Rutgers.....1994
 Stralka, Clem, G, Georgetown.....1938-42, 1945-46
 Strickland, Fred, LB, Purdue.....1999
 Stromman, Greg, CB, Virginia Tech.....2018
 Stuart, Jim, T, Oregon.....1938
 Stubblefield, Dana, DT, Kansas.....1998-00
 Sturt, Fred, G, Bowling Green.....1974
 Stynchula, Andy, DT, Penn St.....1960-63
 Sulsham, Shaun, K, Bowling Green.....2006-09
 Sulfsted, Alex, G, Miami [OH].....2002
 Sullivan, John, C, Notre Dame.....2016
 Suminski, Dave, G, Wisconsin.....1953
 Sundberg, Nick, LS, California.....2010-18
 Sutton, Ed, B, North Carolina.....1957-59
 Sutton, Eric, CB, San Diego St.....1996
 Swearinger, D.J., S, South Carolina.....2017-18
 Sweeney, Walt, G, Syracuse.....1974-75
 Sykes, Bob, B, San Jose St.....1952
 Symonette, Josh, S, Tennessee Tech.....2000
 Szafaryn, Len, T, North Carolina.....1949
 Szott, Dave, DL, Penn St.....2001

T

Talbert, Diron, DT, Texas.....1971-80
 Tamm, Ralph, T, West Chester.....1991
 Tanner, Barron, DT, Oklahoma.....1999
 Tapp, Darryl, LB, Virginia Tech.....2013
 Taylor, Charley, WR, Arizona St.....1964-77
 Taylor, Hugh (Bones), E, Oklahoma City.....1947-54
 Taylor, Jason, LB, DE, Akron.....2008
 Taylor, Keith, S, Illinois.....1994-96
 Taylor, Mike, T, USC.....1971
 Taylor, Roosevelt, DB, Grambling St.....1972
 Taylor, Sean, S, Miami [Fla.].....2004-07
 Temple, Mark, B, Oregon.....1936
 Tereshinski, Joe, E, Georgia.....1947-54
 Terrell, Daryl, DL, Southern Miss.....2003
 Terrell, David, CB, Texas - El Paso.....2000-03
 Theismann, Joe, QB, Notre Dame.....1974-85
 Theofiledes, Harry, DB, Waynesburg.....1968
 Thibodeaux, Keith, CB, NW Louisiana.....1997
 Thieleman, R.C., G, Arkansas.....1985-88
 Thomas, Chris, WR, Cal Poly.....1997-99
 Thomas, Devin, WR, Michigan St.....2009-10
 Thomas, Duane, RB, West Texas St.....1973-74
 Thomas, George, B, Oklahoma.....1950-51
 Thomas, Johnny, CB, Baylor.....1988-90, 92-94
 Thomas, Mike, RB, UNLV.....1975-78
 Thomas, Phillip, S, Fresno St.....2014
 Thomas, Pierre, RB, Illinois.....2015
 Thomas, Ralph, E, San Francisco.....1955-56

Thomas, Randy, DL, Mississippi St.....2003-09
 Thomas, Spencer, S, Washburn.....1975
 Thompson, Brandy, CB, Boise St.....2011
 Thompson, Chris, RB, Florida St.....2013-18
 Thompson, Derris, WR, Baylor.....1999-02
 Thompson, Ricky, WR, Baylor.....1978-81
 Thompson, Steve, DT, Minnesota.....1987
 Thrash, James, WR, Mo. Southern.....1997-2000,
2004-08
 Thure, Brian, T, California.....1995
 Thurlow, Steve, RB, Stanford.....1966-68
 Tice, Mike, TE, Maryland.....1989
 Tillman, Rusty, LB, Northern Arizona.....1970-77
 Tilton, Ron, G, Tulane.....1986
 Titchenal, Bob, C, San Jose St.....1940-42
 Todd, Dick, RB, Texas A&M.....1939-42, 1945-48
 Toibin, Brendan, K, Richmond.....1987
 Toler, Greg, CB, Saint Paul's.....2016
 Toneff, Bob, DT, Notre Dame.....1959-64
 Torain, Ryan, RB, Arizona St.....2010-11
 Torgeson, LaVern, LB, Washington St.....1955-57
 Torrence, Leigh, CB, Stanford.....2006-07
 Tosi, Flavio, E, Boston College.....1934-36
 Towns, Morris, T, Missouri.....1984
 Tracy, Tom, B, Tennessee.....1963-64
 Trail, Lynden, LB, Norfolk St.....2016
 Trotter, Jeremiah, LB, Stephen F. Austin.....2002-03
 Truitt, Dave, TE, North Carolina.....1987
 Truitt, Dlanda, WR, Mississippi St.....1994-95
 Tucker, Ross, DL, Princeton.....2001, 2007
 Tryon, Justin, CB, Arizona St.....2008
 Tuckey, Dick, FB, Manhattan.....1938
 Tupa, Tom, P, Ohio St. [R 2005].....2004-05
 Turk, Dan, C, Wisconsin.....1997-99
 Turk, Matt, P, Wisconsin-Whitewater.....1995-99
 Turley, Doug, E, Scranton.....1944-48
 Turner, J.T., G, Duke.....1984
 Turner, Jay, B, George Washington.....1938-39
 Turner, Kevin, LB, Pacific.....1981
 Turner, Scott, CB, Illinois.....1995-97
 Tutthill, James, K, Cal. Poly.....2002
 Tyrer, Jim, T, Ohio St.....1974

U

Ucovich, Mitchell, T, San Jose St.....1944
 Uhlhenhake, Jeff, C, Ohio St.....1996-97
 Ulinski, Harry, C, Kentucky.....1950-51, 1953-56
 Ungerer, Joe, T, Fordham.....1944-45
 Upshaw, Regan, DE, California.....2003

V

Vector, Ted, DB, Nebraska.....1969-73
 Vanderbeek, Matt, LB, Michigan St.....1995-96
 Varty, Mike, LB, Northwestern.....1974
 Vaughn, Clarence, S, Northern Illinois.....1987-91
 Venuto, Sam, B, Guilford.....1952
 Verdin, Clarence, WR, SW Louisiana.....1986-87
 Vereb, Ed, RB, Maryland.....1960
 Vickers, Kipp, T, Miami [Fla.].....1999, 2002
 Vigil, Zach, LB, Utah State.....2016-18
 Vincent, Troy, DB, Wisconsin.....2006
 Vital, Lionel, RB, Nicholls St.....1967
 Voytek, Ed, G, Purdue.....1957-58

W

Waddy, Ray, CB, Texas A&M.....1979-80
 Wade, Bob, DB, Morgan St.....1969
 Wade, Todd, OL, Mississippi.....2006-07
 Ward, David (Nubbin), E, Haskell Indian.....1933
 Ware, Kevin, TE, Washington.....2003
 Waechter, Henry, DT, Nebraska.....1987
 Wahler, Jim, DT, UCLA.....1992-93
 Walker, Brian, S, Washington St.....1996-97
 Walker, Marquis, CB, SE Missouri St.....1996
 Walker, Rick, TE, UCLA.....1980-85
 Walters, Tom, DB, Southern Miss.....1964-67
 Walton, Alvin, S, Kansas.....1986-91
 Walton, Frank, G, Pittsburgh.....1934, 44-45
 Walton, Joe, E, Pittsburgh.....1957-60
 Ward, Bill, G, Washington St.....1946-47

ALL-TIME ROSTER

Warner, Ron, DE, Kansas.....2003-04
 Warren, Don, TE, San Diego St.....1979-92
 Washington, Anthony, CB, Fresno St.....1983-84
 Washington, Fred, T, North Texas St.....1968
 Washington, James, S, UCLA.....1995
 Washington, Joe, RB, Oklahoma.....1981-84
 Washington, Marcus, LB, Auburn.....2004-08
 Washington, Mickey, CB, Texas A&M.....1992
 Waters, Dale (Muddy), T, Florida.....1932-33
 Watson, Jim, C, Pacific.....1945
 Watson, Kenny, RB, Penn St.....2002
 Watson, Sid, B, Northwestern.....1958
 Watts, George, T, Appalachian St.....1942
 Way, Tress, P, Oklahoma.....2014-18
 Weatherall, Jim, T, Oklahoma.....1958
 Weaver, Charlie, LB, USC.....1981
 Weil, Jack, P, Wyoming.....1987
 Weisenbaugh, Heinie, B, Pittsburgh.....1935-36
 Welch, Herb, DB, UCLA.....1989
 Weldon, Casey, QB, Florida St.....1999
 Weldon, Larry, QB, Presbyterian.....1944-45
 Weller, Rabbit (Bub), B, Haskell Indian.....1933
 Wells, Billy, B, Michigan St.....1954, 1956-57
 Westbrook, Byron, CB, Salisbury.....2009-11
 Westbrook, Michael, WR, Colorado.....1995-2001
 Westfall, Ed, B, Ohio Wesleyan.....1932-33
 Whisenhunt, Ken, TE, Georgia Tech.....1990
 White, Jeris, CB, Hawaii.....1980-82
 White, Markus, LB, Florida St.....2011-12
 Whited, Marvin, G, Oklahoma.....1942, 45
 Whitfield, A.D., RB, North Texas St.....1966-68
 Whitner Sr., Donte, S, Ohio St.....2016
 Whitley, Taylor, OL, Texas A&M.....2006
 Whitlow, Bob, C, Arizona.....1980-81
 Wiggin, Paul, T, Oregon.....1998
 Wilbur, John, G, Stanford.....1971-74
 Wilburn, Barry, CB, Mississippi.....1985-89
 Wilde, George, B, Texas A&M.....1947
 Wilder, James, RB, Missouri.....1990
 Wilkerson, Basil, E, Oklahoma City.....1932
 Wilkin, Willie, T, St. Mary's (CA).....1938-43
 Wilkins, Roy, LB, Georgia.....1960-61
 Wilkinson, Dan, DT, Ohio St.....1998-2002
 Williams, Cary, CB, Washburn.....2015
 Williams, Clarence, RB, South Carolina.....1982
 Williams, Doug, QB, Grambling.....1986-89
 Williams, Eddie, FB, Idaho.....2009
 Williams, Edwin, C/G, Maryland.....2009
 Williams, Eric, DT, Washington St.....1990-93
 Williams, Fred, T, Arkansas.....1964-65
 Williams, Gerard, DB, Langston.....1976-78
 Williams, Greg, FS, Mississippi St.....1982-85
 Williams, Jamel, S, Nebraska.....1997-99
 Williams, Jeff, T, Rhode Island.....1978-80
 Williams, John, B, USC.....1952-53
 Williams, Keiland, RB, LSU.....2010, 12
 Williams, Kevin, CB, Iowa St.....1985, 1988
 Williams, Madieu, S, Maryland.....2012
 Williams, Marvin, TE, Fullerton St.....1987
 Williams, Michael, TE, Alabama A&M.....1982-84
 Williams, Mike, G, Texas.....2009
 Williams, Nick, WR, Connecticut.....2013
 Williams, Robert, CB, Baylor.....1993
 Williams, Roydell, WR, Tulane.....2010
 Williams, Sid, LB, Southern.....1967
 Williams, Trent, T, Oklahoma.....2010-18
 Williams, Trevardo, LB, Connecticut.....2014
 Williamson, Ernie, T, North Carolina.....1947
 Willis, Keith, DT, Northeastern.....1993
 Willis, Larry, S, Texas-El Paso.....1973
 Wilson, Bobby, DT, Michigan St.....1991-94
 Wilson, Chris, DE, Northwood.....2007-10, 12
 Wilson, Eric, LB, Maryland.....1987
 Wilson, Josh, CB, Maryland.....2011-13
 Wilson, Mark, OL, California.....2004
 Wilson, Ted, WR, Central Florida.....1987
 Wilson, Wayne, RB, Shepard.....1987
 Winans, Tydus, WR, Fresno St.....1994-95
 Winey, Brandon, DT, LSU.....2003
 Windham, David, LB, Jackson St.....1987

Wingate, Heath, C, Bowling Green.....1967
 Winslow, Doug, WR, Drake.....1976-77
 Witucki, Casimir, G, Indiana.....1950-51, 1953-56
 Wonsley, Otis, RB, Alcorn St.....1981-85
 Woodard, Dick, C, Iowa.....1952
 Woodberry, Dennis, CB, S. Arkansas.....1987-88
 Woodruff, Lee, FB, Mississippi.....1932
 Woods, Tony, DE, Pittsburgh.....1994-96
 Wooten, John, G, Colorado.....1968
 Wooten, Mike, C, VMI.....1987
 Worthington, Doug, DE, Ohio St.....2012
 Wright, Kenny, CB, Northwestern St.....2006
 Wright, Steve, T, Alabama.....1970
 Wright, Toby, CB, Nebraska.....1999
 Wright, Ted, B, North Texas St.....1934-35
 Wuerffel, Danny, QB, Florida.....2002
 Wulff, Jim, B, Michigan St.....1960-61
 Wyant, Fred, QB, West Virginia.....1956
 Wyche, Sam, QB, Furman.....1971-73
 Wycheck, Frank, TE-FB, Maryland.....1993-94
 Wycoff, Doug, FB, Georgia Tech.....1934
 Wynn, Renaldo, DL, Notre Dame.....2002-06, 09
 Wynne, William, DE, Tennessee St.....1977
 Wysocki, Pete, LB, Western Michigan.....1975-80

Y

Yarber, Eric, WR, Idaho.....1986-87
 Yeboah-Kodie, Phil, LB, Penn St.....1995
 Yoder, Todd, TE, Vanderbilt.....2006-09
 Yonakor, John, E, Notre Dame.....1952
 Youel, Jim, B, Iowa.....1946-48
 Young, Bill, T, Alabama.....1937-42, 1946
 Young, Darrel, FB, Villanova.....2010-15
 Young, Roy, T, Texas A&M.....1938
 Young, Wilbur, DE, William Penn.....1981
 Youngblood, Jim, LB, Tennessee Tech.....1984
 Yowarsky, Walt, E, Kentucky.....1951, 54

Z

Zagers, Bert, B, Michigan St.....1955, 1957-58
 Zelenka, Joe, LS, Wake Forest.....2000
 Zellner, Peppi, DE, Fort Valley St.....2003
 Zendejas, Max, K, Arizona.....1986
 Zeno, Joe, G, Holy Cross.....1942-44
 Zorich, Chris, DT, Notre Dame.....1997
 Zimmerman, Roy, B, San Jose St.....1940-42

ALL-TIME WIN/LOSS RECORDS

ALL-TIME

	W	L	T	G	Pct.*
OVERALL RECORD	623	609	28	1260	0.506
REGULAR SEASON RECORD	600	590	28	1218	0.504
POSTSEASON RECORD	23	19	0	42	0.548
	W	L	T	G	Pct.*
HOME RECORD	358	266	11	635	0.572
AWAY RECORD	262	340	17	619	0.437
NEUTRAL RECORD	3	3	0	6	0.500
	W	L	T	G	Pct.*
OVERTIME RECORD	25	16	2	43	0.605
	W	L	T	G	Pct.*
SUNDAY RECORD	559	521	27	1107	0.517
MONDAY RECORD	30	45	0	75	0.400
TUESDAY RECORD	0	0	0	0	0.000
WEDNESDAY RECORD	1	2	0	3	0.333
THURSDAY RECORD	7	13	0	20	0.350
FRIDAY RECORD	0	3	1	4	0.125
SATURDAY RECORD	26	25	0	51	0.510
	W	L	T	G	Pct.*
AUGUST RECORD	1	0	0	1	1.000
SEPTEMBER RECORD	115	102	4	221	0.529
OCTOBER RECORD	185	166	14	365	0.526
NOVEMBER RECORD	161	195	6	362	0.453
DECEMBER RECORD	138	131	4	273	0.513
JANUARY RECORD	23	14	0	37	0.622
	W	L	T	G	Pct.*
MONDAY NIGHT FOOTBALL OVERALL RECORD	28	44	0	72	0.389
MONDAY NIGHT FOOTBALL HOME RECORD	17	21	0	38	0.447
MONDAY NIGHT FOOTBALL ROAD RECORD	11	23	0	34	0.324
SUNDAY NIGHT FOOTBALL OVERALL RECORD	18	17	1	36	0.514
SUNDAY NIGHT FOOTBALL HOME RECORD	9	9	1	19	0.500
SUNDAY NIGHT FOOTBALL ROAD RECORD	9	8	0	17	0.529
THANKSGIVING RECORD	3	8	0	11	0.273

POSTSEASON

	W	L	G	Pct.
RECORD	23	19	42	0.507
	W	L	G	Pct.
HOME RECORD	13	4	17	0.765
AWAY RECORD	7	12	19	0.368
NEUTRAL RECORD^	3	3	6	0.500
	W	L	G	Pct.
LEAGUE CHAMPIONSHIP (PRIOR TO 1970)	2	4	6	0.333
DIVISION CHAMPIONSHIP (PRIOR TO 1970)	1	0	1	1.000
	W	L	G	Pct.
NFC WILD CARD ROUND OVERALL	6	3	9	0.667
NFC WILD CARD ROUND HOME	3	2	5	0.600
NFC WILD CARD ROUND AWAY	3	1	4	0.750
NFC DIVISIONAL ROUND OVERALL	6	9	15	0.400
NFC DIVISIONAL ROUND HOME	4	1	5	0.800
NFC DIVISIONAL ROUND AWAY	2	8	10	0.200
NFC CHAMPIONSHIP OVERALL	5	1	6	0.833
NFC CHAMPIONSHIP HOME	5	0	5	1.000
NFC CHAMPIONSHIP AWAY	0	1	1	0.000
SUPER BOWL (ALL NEUTRAL)	3	2	5	0.600
	W	L	G	Pct.
GRIFFITH STADIUM RECORD	1	1	2	0.500
RFK STADIUM RECORD	11	1	12	0.917
FEDEXFIELD RECORD	1	2	3	0.333
	W	L	G	Pct.
SUNDAY RECORD	14	12	26	0.538
SATURDAY RECORD	9	7	16	0.563
	W	L	G	Pct.
OVERTIME RECORD	0	0	0	N/A

^Includes 1936 NFL Championship moved to Polo Grounds in New York

**Note: Percentages calculated using the formula adopted by the NFL on May 24, 1972 including ties as a half-game won and half-game lost. Prior to 1972, ties were not factored into winning percentage. Ties throughout all seasons are included in the percentages presented here.

COACHING RECORDS

OVERALL

	W	L	T	G	Pct.*
Lud Wray	4	4	2	10	0.500
Lone Star Dietz	11	11	2	24	0.500
Eddie Casey	2	8	1	11	0.200
Ray Flaherty	56	23	3	82	0.709
Arthur "Dutch" Bergman	7	4	1	12	0.636
Dudley DeGroot	14	6	1	21	0.700
A.G. "Turk" Edwards	16	18	1	35	0.471
John Wheelchel	3	3	1	7	0.500
Herman Ball	4	16	0	20	0.200
Dick Todd	5	4	0	9	0.556
Earl "Curly" Lambeau	10	13	1	24	0.435
Joe Kuharich	26	32	2	60	0.448
Mike Nixon	4	18	2	24	0.182
Bill McPeak	21	46	3	70	0.313
Otto Graham	17	22	3	42	0.436
Vince Lombardi	7	5	2	14	0.583
Bill Austin	6	8	0	14	0.429
George Allen	69	35	1	105	0.663
Jack Pardee	24	24	0	48	0.500
Joe Gibbs	171	101	0	272	0.629
Richie Petitbon	4	12	0	16	0.250
Norv Turner	50	60	1	111	0.455
Terry Robiskie	1	2	0	3	0.333
Marty Schottenheimer	8	8	0	16	0.500
Steve Spurrier	12	20	0	32	0.375
Jim Zorn	12	20	0	32	0.375
Mike Shanahan	24	41	0	65	0.369
Jay Gruden	35	45	1	81	0.438

*NOTE: Ties were not factored into winning percentage prior to 1972

REGULAR SEASON

	W	L	T	G	Pct.*
Lud Wray	4	4	2	10	0.500
Lone Star Dietz	11	11	2	24	0.500
Eddie Casey	2	8	1	11	0.200
Ray Flaherty	54	21	3	78	0.720
Arthur "Dutch" Bergman	6	3	1	10	0.667
Dudley DeGroot	14	5	1	20	0.737
A.G. "Turk" Edwards	16	18	1	35	0.471
John Wheelchel	3	3	1	7	0.500
Herman Ball	4	16	0	20	0.200
Dick Todd	5	4	0	9	0.556
Earl "Curly" Lambeau	10	13	1	24	0.435
Joe Kuharich	26	32	2	60	0.448
Mike Nixon	4	18	2	24	0.182
Bill McPeak	21	46	3	70	0.313
Otto Graham	17	22	3	42	0.436
Vince Lombardi	7	5	2	14	0.583
Bill Austin	6	8	0	14	0.429
George Allen	67	30	1	98	0.691
Jack Pardee	24	24	0	48	0.500
Joe Gibbs	154	94	0	248	0.621
Richie Petitbon	4	12	0	16	0.250
Norv Turner	49	59	1	109	0.454
Terry Robiskie	1	2	0	3	0.333
Marty Schottenheimer	8	8	0	16	0.500
Steve Spurrier	12	20	0	32	0.375
Jim Zorn	12	20	0	32	0.375
Mike Shanahan	24	40	0	64	0.375
Jay Gruden	35	44	1	80	0.444

*NOTE: Ties were not factored into winning percentage prior to 1972



George Allen

POSTSEASON

	W	L	G	Pct.
Ray Flaherty	2	2	4	0.500
Arthur "Dutch" Bergman	1	1	2	0.500
Dudley DeGroot	0	1	1	0.000
George Allen	2	5	7	0.286
Joe Gibbs	17	7	24	0.708
Norv Turner	1	1	2	0.500
Mike Shanahan	0	1	1	0.000
Jay Gruden	0	1	1	0.000

DRAFT HISTORY


Stylized players appear on the all-time roster

1936

1...2	B....	Riley Smith	Alabama
2...11	E....	Keith Topping	Stanford
3...20	B....	Ed Smith	NYU
4...29	G....	Paul Tangora	Northwestern
5...38	T....	Wilson Groseclose	TCU
6...47	T....	Larry Lutz	California
7...56	B....	Don Irwin	Colgate
8...65	E....	Wayne Millner	Notre Dame
9...74	G....	Marcel Saunders	Loyola (CA)

1937

1...6	B....	Sam Baugh	TCU
-------	-------	-----------	-----



2...16	B....	Nello Falaschi	Santa Clara
3...26	B....	Maurice Elder	Kansas State
4...36	G....	Dick Bassi	Santa Clara
5...46	T....	Chuck Bond	Washington
6...56	B....	Jimmie Cain	Washington
7...66	G....	Rotta Holland	Kansas State
8...76	E....	Joe Eaves	Auburn
9...86	T....	Bill Docherty	Temple
10...96	E....	Dorn Mac Cara	NC State

1938

1...9	B....	Andy Farkas	Detroit
2...24	B....	Sam Chapman	California
3...39	C....	Dave Price	Mississippi
6...49	E....	Elmer Dohrmann	Nebraska
7...59	T....	Roy Young	Texas A&M
8...69	B....	Bill Hartman	Georgia
9...79	C....	Ed Parks	Oklahoma
10...89	B....	Jack Abbott	Elon
11...99	E....	Dick Johnson	Washington
12...109	G....	Henry Bartos	North Carolina

1939

1...8	T....	I.B. Hale	TCU
3...23	B....	Charley Holm	Alabama
5...38	B....	Dick Todd	Texas A&M
6...48	B....	Dave Anderson	California
7...58	C....	Quinton Lumpkin	Georgia
8...68	T....	Bo Russell	Auburn
9...78	B....	Wilbur Moore	Minnesota
10...88	B....	Jimmy Johnson	Washington
11...98	B....	Jim German	Centre
12...108	B....	Bob O'Mara	Duke
13...118	G....	Steve Silvinski	Washington
14...128	B....	Bob Hoffman	USC
15...138	B....	Eric Tipton	Duke
16...148	T....	Dick Farman	Washington St.
17...158	T....	Clyde Shugart	Iowa State
18...168	B....	Boyd Morgan	USC
19...178	T....	Phil Smith	St. Benedict's
20...188	T....	Paul Coop	Centre
21...193	G....	Matt Kuber	Villanova
22...198	B....	Al Cruver	Washington

1940

1...8	B....	Ed Boell	NYU
3...23	B....	Buddy Banker	Tulane
5...38	T....	Bill Kirchner	Tulane
6...48	T....	Joe Boyd	Texas A&M
7...58	B....	Roy Zimmerman	San Jose State
8...68	E....	Bud Drf	Missouri
9...78	B....	Bob Hoffman	USC
10...88	B....	Bob Seymour	Oklahoma
11...98	T....	Howard Stoecker	USC
12...108	G....	Allen Johnson	Duke
13...118	B....	Sam Bartholomew	Tennessee
14...128	B....	Ernie Lain	Rice
15...138	E....	Sandy Sanford	Alabama
16...148	E....	Bolo Perdue	Duke
17...158	C....	Steve Andrako	Ohio State
18...168	B....	Jay Graybeal	Oregon
19...178	B....	Charley Seagle	North Carolina
20...188	B....	Buck Murphy	Georgia Tech
21...193	T....	Mel Wetzell	Missouri
22...198	B....	Steve Sitko	Notre Dame

1941

1...10	B....	Forest Evashevski	Michigan
3...25	T....	Fred Davis	Alabama
5...40	T....	Jim Stuart	Oregon
6...50	E....	Ed Cifers	Tennessee
7...60	E....	Al Krueger	USC
8...70	B....	Henry Wilder	Iowa State
9...80	E....	Bill Grimmett	Tulsa
10...90	G....	Ed Hickerson	Alabama
11...100	E....	Joe Aguirre	St. Mary's (CA)
12...110	B....	Jack Banta	USC
13...120	T....	Roy Conn	Arizona
14...130	B....	Deward Tornell	San Jose State
15...140	C....	Morris Buckingham	San Jose State
16...150	B....	Ken Dow	Oregon State
17...160	E....	Stan McRae	Michigan State
18...170	B....	Joe Osmani	Holy Cross
19...180	T....	Earl Fullilove	Georgetown
20...190	E....	Ed Hiestand	Vanderbilt
21...195	T....	Tom Riggs	Illinois
22...200	B....	Lee Gentry	Tulsa

1942

1...6	B....	Spec Sanders	Texas
3...21	B....	Rufus Deal	Auburn
5...36	G....	Joe Zeno	Holy Cross
6...46	T....	Harley McCollum	Tulane
7...56	E....	Bob Fitch	Minnesota
8...66	B....	George Peters	Oregon State
9...76	B....	Frank Swiger	Duke
10...86	B....	Johnny Goodyear	Marquette
11...96	C....	Al DeMao	Duquesne
12...106	B....	Phil Ahwesh	Duquesne
13...116	E....	John Kovatch	Notre Dame
14...126	B....	Bill deCorrevont	Northwestern
15...136	B....	Marvin Whited	Oklahoma
16...146	B....	Dee Chipman	BYU
17...156	T....	George Watts	Appalachian St.
18...166	B....	Gene Stewart	Willamette
19...176	B....	Charlie Timmons	Clemson
20...186	T....	Tiny Croft	Ripon
21...191	B....	Steve Juzwik	Notre Dame
22...196	B....	Al Couppee	Iowa

1943

1...10	B....	Jack Jenkins	Vanderbilt
3...25	B....	Bill Dutton	Pittsburgh
5...40	E....	Bob Dove	Notre Dame
6...50	C....	Wally Ziemba	Notre Dame
7...60	T....	Lou Rymkus	Notre Dame
8...70	G....	Tony Leon	Alabama
9...80	E....	Bob Mott	Northwestern
10...90	B....	Walt McDonald	Tulane
11...100	T....	George Perpich	Georgetown
12...110	C....	Dan Wood	Mississippi
13...120	G....	Harry Wright	Notre Dame
14...130	G....	Oscar Britt	Mississippi
15...140	G....	Dick Weber	Syracuse

16...150	B....	Joe Day	Oregon State
17...160	B....	Frank Dornfield	Georgetown
18...170	T....	John Baklarz	Arizona State
19...180	E....	Leo Mogus	Youngstown St.
20...190	B....	Dick Secrest	Rochester
21...200	C....	Don Nolander	Minnesota
22...210	B....	Johnny Barrett	Georgetown
23...220	T....	Tom Vohs	Colgate
24...230	B....	Charlie Yancey	Mississippi St.
25...240	T....	Roman Bentz	Tulane
26...250	E....	Swifty Berthold	Syracuse
27...260	B....	Vince Pacewic	Loyola (CA)
28...270	T....	Joe Riccardi	Ohio University
29...280	G....	Johnny Jaffurs	Penn State
30...290	B....	Frank Akins	Washington St.
31...295	B....	Bill Corry	Florida
32...300	G....	Bo Bogovich	Delaware

1944

1...8	B....	Mike Micka	Colgate
3...23	T....	Earl Audet	USC
5...39	B....	Ed Doherty	Boston College
6...50	B....	Jackie Fellows	Fresno State
7...61	G....	Hal Fischer	Texas
8...72	T....	Cliff White	Murray State
9...83	B....	Ted Ogdahl	Willamette
10...94	B....	Bob Sneddon	St. Mary's (CA)
11...105	T....	Bill Aldworth	Minnesota
12...116	B....	Bill Joslyn	Stanford
13...127	C....	Charley Walker	Kentucky
14...138	C....	Boyd Clement	Oregon State
15...149	B....	Jim Gaffney	Tennessee
16...160	T....	Ted Ossowski	Oregon State
17...171	B....	Tom Davis	Duke
18...182	E....	John Batorski	Colgate
19...193	C....	Clyde Ehrhardt	Georgia
20...204	E....	Dave Brown	UCLA
21...215	T....	Bill Ivy	Northwestern
22...226	B....	Bruce Babcock	Rochester
23...237	B....	Bill Reinhard	California
24...248	G....	Ed Bauer	South Carolina
25...259	B....	Smokey Martin	Cornell
26...270	B....	Lee Gustafson	Oregon State
27...281	T....	Nick Pappas	Utah
28...292	E....	Lindsey Bowen	Rice
29...303	T....	Bill Gustafson	Washington St.
30...314	C....	Bill Yablonski	Holy Cross
31...320	C....	Buster Hollingbery	Washington St.
32...326	B....	Willard Sheller	Stanford

1945

1...8	QB....	Jim Hardy	USC
3...23	T....	Tre Adams	Notre Dame
5...38	C....	George Bujan	Oregon
6...51	E....	Johnny North	Vanderbilt
7...61	G....	John Steber	Georgia Tech
8...71	E....	Art Porter	Tulane
9...84	B....	Curt Kuykendall	Auburn
10...94	E....	Frank Brogger	Michigan State
11...104	B....	Mack Creger	Northwestern
12...117	E....	Paul McKee	Syracuse
13...127	QB....	Charlie Conerly	Mississippi
14...137	E....	John Putnik	Utah State
15...150	B....	Eddie Saenz	USC
16...160	T....	Dom Fusci	South Carolina
17...170	B....	Bobby Jenkins	Alabama
18...183	T....	Ed Stacco	Colgate
19...193	C....	Jim Bradshaw	Auburn
20...203	B....	Bill Shipkey	Stanford
21...216	T....	Sid Halliday	SMU
22...226	T....	Chick Davidson	Cornell
23...236	E....	Gabby Martin	SMU
24...249	C....	Jim McCurdy	Stanford
25...259	E....	Cly Souders	Ohio State
26...269	B....	Ben Wall	Western Michigan
27...282	E....	George Hillery	UTEP
28...292	B....	Milford Dreblow	USC
29...302	T....	Frank Irwin	Duke
30...315	E....	Leon Oliver	Denver
31...320	C....	Bob Cummings	Vanderbilt

DRAFT HISTORY

32. 325...T.... Don Nolandier Minnesota

1946

1....9.....B.... Cal Rossi UCLA
 3....24.....B.... Stan Koslowski Holy Cross
 5....39.....B.... Gay Adelt Utah
 6....49.....B.... Walt Trojanowski Connecticut
 7....59...T.... Bob Hendren USC
 8....69.....B.... George Callanan USC
 9....79.....E.... Bob Skoglund Notre Dame
 10...89.....B.... Jake Lecht Oregon
 11...99.....B.... Chick Magglio Illinois
 12...109...T.... Monte Moncrief Texas A&M
 13...119...E.... Joe Tereshinski Georgia
 14...129...E.... Stan Sprague Illinois
 15...139...E.... Harry Adelman USC
 16...149...B.... Bob Butchofsky Texas A&M
 17...159...T.... Mike Prashaw Michigan
 18...169...B.... Ed Robnett Texas Tech
 19...179...B.... LeMar Dykstra Colorado
 20...189...B.... Bob Ward San Jose State
 21...199...T.... John Pehar USC
 22...209...B.... Roger Robinson Syracuse
 23...219...C.... Charley Cadenehead Mississippi St.
 24...229...G.... Bob Rodas Santa Clara
 25...239...E.... Charlie Webb LSU
 26...249...B.... Marlon Flanagan Texas A&M
 27...259...T.... Roland Phillips Georgia Tech
 28...269...B.... Jim Hallmark Texas A&M
 29...279...T.... Fay Mills Alabama
 30...289...B.... William Ritter Georgia Tech
 31...294...B.... Sarkis Takesian California
 32...299...E.... Mike Campbell Mississippi

1947

1....4.....B.... Cal Rossi UCLA
 3....17.....B.... Red Knight LSU
 5....28.....E.... Hank Foldberg Army
 6....39.....G.... Mike Garzoni USC
 7....48...C.... Bill Gray Oregon State
 8....59...T.... Hank Harris Texas
 9....68.....E.... Roy Karrasch UCLA
 10...79...T.... Ernie Williamson North Carolina
 11...88.....B.... L.G. Carmody C. Washington
 12...99.....E.... U.S. Savage Richmond
 13...108...E.... Bob Steckroth William & Mary
 14...119...T.... Weldon Edwards TCU
 15...128...C.... Earl Wheeler Arkansas
 16...139...B.... Billy Gold Tennessee
 17...148...T.... Jack Hart Detroit
 18...159...B.... Tom Nichols Richmond
 19...168...B.... Harry Dowda Wake Forest
 20...179...E.... Charlie Webb LSU
 21...188...T.... Elmo Bond Washington St.
 22...199...B.... Jim Hefti St. Lawrence
 23...208...E.... Tom Dudley Virginia
 24...219...B.... Jim Smith Iowa
 25...228...T.... Hal Mullins Duke
 26...239...E.... Francis Bacoka Washington St.
 27...248...B.... Otis Sacrinty Wake Forest
 28...259...C.... Milt Dropp Connecticut
 29...268...B.... Lynn Brownson Stanford
 30...279...B.... Joe Colone Penn State
 31...286...E.... Herb Shoener Iowa
 32...295...T.... Bob Pleva Purdue

1948

1....1.....B.... Harry Gilmer Alabama
 Bonus Selection
 1....4.....B.... Lowell Tew Alabama
 3....16...C.... Tommy Thompson William & Mary
 5....28...B.... Dan Sandifer LSU
 6....38...B.... Jack Weisenberger Michigan
 7....48...B.... Jack Kurkowski Detroit
 8....58...T.... Jerry Cady Gustavus Adolphus
 9....68...B.... Bob Anderson Stanford
 10...78...T.... Mike Kratishen Southern Miss
 11...88...T.... Ed Marshall Pennsylvania
 12...98...G.... Ted Andrus SW Louisiana
 13...108...B.... Carl Russ Rice

14...118...B.... Chick Jagade Indiana
 15...128...B.... Eddie Quirk Missouri
 16...138...B.... Art Pollard Arizona
 17...148...E.... Chuck Newman Louisiana Tech
 17...151...E.... Dale Schwartzkopf Texas Tech
 (from Green Bay)
 18...158...C.... Ray Percy Oklahoma
 19...168...T.... Gene Vellela Scranton
 20...178...B.... Cloyce Box West Texas State
 21...188...B.... Bryan Bell Wash. & Lee
 22...198...C.... Joel Williams Texas
 23...208...E.... Lou Holtsma William & Mary
 24...218...G.... Floyd Lawhorn Texas Tech
 25...228...B.... Dick West Princeton
 26...238...E.... Roland Oakes Missouri
 27...248...T.... Ed Watkins Idaho
 28...258...C.... Don Corbitt Arizona
 29...268...B.... Buddy Bowen Mississippi
 30...278...E.... Vic Paulson UC Santa Barbara
 31...286...B.... Barney Welch Texas A&M

1949

1....8.....B.... Rob Goode Texas A&M
 2....18...T.... Laurie Niemi Washington St.
 3....28...T.... Len Szafaryn North Carolina
 4....38...B.... Mike DeNoia Scranton
 5....48...E.... Eddie Berrang Villanova
 6..... Choice to Philadelphia
 7....68.....G.... Chet Fritz Missouri
 8....78.....B.... Bob Kennedy North Carolina
 9....88.....E.... Ed McNeil Michigan
 10...98...G.... Vic Vasicek Texas
 11...108...G.... Homer Hobbs Georgia
 12...118...T.... Harry Varner Arizona
 13...128...T.... Ed Henke USC
 14...138...E.... Pat Haggerty William & Mary
 15...148...T.... Gene Frassetto California
 16...158...T.... Dick Flowers Alabama
 17...168...B.... Ross Pritchard Arkansas
 18...178...G.... Herb Siegert Illinois
 19...188...B.... Bob Hainlen Colorado State
 20...198...E.... Ollie Fletcher USC
 21...208...B.... Tommy Hughes Duke
 22...218...E.... Bill Clements UCLA
 23...228...B.... Frank Pattee Kansas
 24...238...G.... Jim Cullom California
 25...248...B.... Nick Sebek Indiana

1950

1....6.....B.... George Thomas Oklahoma
 2....19...B.... Hally Haynes Santa Clara
 3....32...T.... Lou Karras Purdue
 4....45...C.... Harry Ulinski Kentucky
 5....58...B.... Frank Spaniel Notre Dame
 6....71...G.... Gene Pepper Missouri
 7....84...T.... Jerry Houghton Washington St.
 8....97.....E.... John Rohde Pacific
 9....110...T.... Don Winslow Iowa
 10...123...QB... Eddie LeBaron Pacific
 11...136...E.... Dan Brown Villanova
 12...149...B.... Bill Chauncey Iowa State
 13...162...C.... Clay Davis Oklahoma State
 14...175...T.... Lyle Button Illinois
 15...188...E.... Alex Loyd Oklahoma State
 16...201...B.... Charlie Justice North Carolina
 17...214...G.... Jim Cullom California
 18...227...B.... Alvin Duke Arkansas
 19...240...E.... Ed White Alabama
 20...253...T.... George Bayer Washington
 21...266...G.... Cas Witucki Indiana
 22...278...T.... John deLaurentis Waynesburg
 23...292...E.... Joe Zuravleff Northwestern
 24...305...T.... Dick Tilton Nevada
 25...318...B.... Art Stewart SE Oklahoma
 26...331...B.... Earl Roth Maryland
 27...344...T.... Ed Lee Kansas
 28...357...B.... Ralph Shoaf West Virginia
 29...370...G.... Johnny Lundin Minnesota
 30...383...E.... Bob Noppinger Georgetown

1951

1....4.....B.... Leon Heath Oklahoma
 2....15...B.... Eddie Salem Alabama
 2....21...T.... Jim Staton Wake Forest
 (from Philadelphia)
 3....29...T.... Walt Yovarsky Kentucky
 4....40...T.... Paul Giroski Rice
 5..... Choice to Chicago Cardinals
 6....65.....E.... Jonn Martinkovic Xavier
 7....76...B.... Johnny Papit Virginia
 8....87...B.... Billy Cox Duke
 9....101...C.... Jake Rowden Maryland
 10...111...T.... James Janosek Purdue
 (from Baltimore)
 10...113...E.... Bob Jensen Iowa State
 (chosen from Baltimore)
 11...124...B.... Bill DeChard Holy Cross
 12...138...G.... Al Applegate Scranton
 13...149...B.... Dick Campbell Wyoming
 14...160...QB... Adrian Burk Baylor
 (chosen from Baltimore)
 15...174...T.... Vic Thomas Colorado
 16...185...C.... Bob Bates Texas A&M
 17...196...E.... Gene Brito Loyola (CA)
 18...210...B.... Dom Fucci Kentucky
 19...221...G.... Buddy Brown Arkansas
 20...232...B.... John Kerestes Purdue
 21...246...T.... Clarence Marable TCU
 22...257...C.... Elliot Speed Alabama
 23...268...B.... Cecil Martin N. Texas St.
 24...282...B.... Tom Powers Duke
 25...293...E.... Bob Chubb Shippensburg
 26...304...B.... Johnny Williams USC
 27...318...B.... Bill Johnson Stetson
 28...329...G.... John Kadlec Missouri
 29...340...B.... Art Stewart SE Oklahoma
 30...354...T.... Nick Bolkovac Pittsburgh

1952

1....7.....B.... Larry Isbell Baylor
 2....19...B.... Andy Davis George Washington
 3....31...B.... Al Dorow Michigan State
 4....43...C.... Dick Hightower SMU
 5....55...G.... Jim Clark Oregon State
 6....67...G.... Ed Kensler Maryland
 7....79...B.... Vic Janowicz Ohio State
 8....91...T.... Hubert Johnston Iowa
 9....103...B.... Dick Alban Northwestern
 10...115...E.... Chet Ostrowski Notre Dame
 11...127...E.... Orlando Mazza Michigan State
 12...139...C.... Frank Meindendorf Cincinnati
 13...151...T.... Ray Potter LSU
 14...163...T.... Doug Conaway TCU
 15...175...T.... Julius Wittman Ohio State
 16...187...T.... Marv Berschet Illinois
 17...199...B.... Gill Bocetti Wash. & Lee
 18...211...E.... Ed Bartlett California
 19...223...B.... Joe Marvin UCLA
 20...235...C.... Roger Kinson Missouri
 21...247...T.... Dick Jenkins Illinois
 22...259...B.... Jim O'Rourke NC State
 23...271...T.... Ken Barkfield Mississippi
 24...283...E.... Ted Kirkland Vanderbilt
 25...295...T.... Sal Gero Elon
 26...307...B.... Danny Goode Hardin-Simmons
 27...319...E.... Ben White SMU
 28...331...B.... Ron Engel Minnesota
 29...343...B.... John Pappa California
 30...355...B.... Bob Linn Case Western Reserve

1953

1....3.....B.... Jack Scarbath Maryland
 2....16...T.... Dick Modzelewski Maryland
 3....27...E.... Paul Dekker Michigan State
 4....40...G.... Don Boll Nebraska
 5....51...B.... Nick Carras Los Angeles
 6..... Choice to Missouri
 7..... Choice to Chicago Bears
 8....88...E.... Lew Widdensaul Maryland
 9..... Choice to Chicago Cardinals

DRAFT HISTORY

10.....Choice to New York Giants
 11...123...B.....Alex Webster.....NC State
 12...136...C.....Buzz Nutter.....Virginia Tech
 13.....Choice to Chicago Cardinals
 14...160...B.....Ed Timmerman.....Michigan State
 15...171...T.....Dave Suminski.....Wisconsin
 16...184...E.....Jim Slay.....Mississippi
 17...195...B.....Bob Haner.....Villanova
 18...208...B.....Jim Turner.....Texas Tech
 19...219...T.....Tom Flyzik.....George Washington
 20...232...G.....Bill Link.....Wake Forest
 21...243...C.....Jim Dublinski.....Utah
 22...256...G.....Ed Pucci.....USC
 23...267...E.....Ed Bierne.....Detroit
 24...280...B.....Stan Butterworth.....Bucknell
 25...291...G.....Art Hurd.....Maryland
 26...304...T.....Walt Ashcraft.....USC
 27...315...T.....John Zanetti.....John Carroll
 28...328...B.....Bob Buckley.....USC
 29...339...B.....Pat Shires.....Tennessee
 30...352...B.....Bob Mathias.....Stanford

1954

1.....8.....E.....Steve Meilinger.....Kentucky
 2...20...C.....Jim Schrader.....Notre Dame
 3.....Choice to Los Angeles
 4...39...B.....Ralph Felton.....Maryland
 (from Green Bay)
 4.....Choice to Detroit
 5...56...B.....Billy Wells.....Michigan State
 6...68...C.....Bill McHenry.....Washington & Lee
 7...80...T.....Harry Jagielski.....Indiana
 8...92...E.....Bill Marker.....West Virginia
 9...104...T.....Jerry Minnick.....Nebraska
 10...116...B.....Merrill Green.....Oklahoma
 11...128...B.....Gene Wilson.....South Carolina
 12...140...T.....Ben Dunkerly.....West Virginia
 13...152...B.....Roger Dornburg.....Wisconsin
 14...164...T.....Roger Nelson.....Oklahoma
 15...176...T.....Hugh Merck.....South Carolina
 16...188...E.....Gilmer Spring.....Texas
 17...200...B.....Jerry Coody.....Baylor
 18...212...C.....Walt Cudzik.....Purdue
 19...224...B.....Jerry Witt.....Wisconsin
 20...236...E.....Sam Morley.....Stanford
 21...248...T.....John Cavaglieri.....N. Texas St.
 22...260...B.....Max Schmaling.....Purdue
 23...272...G.....Pete Carrieri.....Villanova
 24...284...E.....Will Renfro.....Memphis St.
 25...296...G.....George Rosso.....Ohio State
 26...308...B.....Dorsey Gibson.....Oklahoma State
 27...320...E.....Ken Yarborough.....North Carolina
 28...332...T.....Ron Hansen.....Minnesota
 29...344...B.....Ted Kress.....Michigan
 30...356...B.....Don Rondou.....Northwestern

1955

1...4...QB...Ralph Guglielmi.....Notre Dame
 2.....Choice to Los Angeles
 3...28...B.....Ray Perkins.....Syracuse
 4.....Choice to Detroit
 5...52...T.....Don Glantz.....Nebraska
 6.....Choice to Chicago Bears
 7...76...E.....Erik Christensen.....Richmond
 8...80...G.....Ron Marciniak.....Kansas State
 (from New York Giants)
 8...87...C.....Johnny Allen.....Purdue
 9...100...T.....John Miller.....Boston College
 10...111...G.....Tom Louderback.....San Jose State
 11...124...B.....Larry Parker.....North Carolina
 12...135...T.....John Barish.....Waynesburg
 13...148...T.....Len Oniskey.....Cornell
 14...159...E.....Tom Braatz.....Marquette
 15...172...B.....Charley Horton.....Vanderbilt
 16...183...B.....Hal Norris.....California
 17...196...G.....Don Shea.....Georgia
 18...207...B.....Don Bailey.....Penn State
 19...220...E.....Bob Dee.....Holy Cross
 20...231...T.....Ron Geyer.....Michigan
 21...244...B.....Buck George.....Clemson

22...255...B.....Joe Boland.....George Washington
 23...268...C.....Chick Donaldson.....West Virginia
 24...279...T.....Bob Ready.....Notre Dame
 25...292...C.....Frank Radella.....Wyoming
 26...303...G.....Walt Houston.....Purdue
 27...317...B.....A.J. Baker.....Arkansas
 28...327...T.....Arch Cassidy.....Florida
 29...340...E.....Bing Bordier.....USC
 30...351...E.....Tom Petty.....Virginia Tech

1956

1...12...B.....Ed Vereb.....Maryland
 2...24...E.....John Paluck.....Pittsburgh
 3...36...B.....Fred Wyant.....West Virginia
 4...41...T.....Fran Machinsky.....Ohio State
 (from Philadelphia)
 4.....Choice to Los Angeles Rams
 5...59...B.....Gary Lowe.....Michigan State
 6.....Choice to Chicago Cardinals
 7...83...B.....Donnie Caraway.....Houston
 8...94...B.....Dick James.....Oregon
 9...107...B.....Whitey Rouviere.....Miami (Fla.)
 (from Philadelphia)
 11...131...G.....Tom Powell.....Colgate
 12...141...B.....Jerry Planutis.....Michigan State
 (from New York Giants)
 12...142...T.....Gil Moreno.....UCLA
 13...155...G.....Jerry Ward.....Dayton
 14...166...B.....Pat Uebel.....Army
 15.....Choice to Chicago Cardinals
 16...190...G.....Wells Gray.....Wisconsin
 17...203...QB...Eagle Day.....Mississippi
 18...214...E.....Jim Pyburn.....Auburn
 19...227...G.....Ray Lemek.....Notre Dame
 20...238...B.....Vince Gonzales.....LSU
 21...251...E.....Howard Schnellenberger.....Kentucky
 22...262...T.....George Nicula.....Notre Dame
 23...275...B.....Don St. John.....Xavier
 24...286...C.....Johnny Tatum.....Texas
 25...299...G.....Franklin Brooks.....Georgia Tech
 26...310...B.....Dave Burnham.....Wheaton
 27...323...B.....Royce Flippin.....Princeton
 28...334...B.....Billy Hicks.....Alabama
 29...347...G.....Pat Bisceglia.....Notre Dame
 30...357...G.....Buck Nystrom.....Michigan State

1957

1...9...B.....Don Bosseler.....Miami (Fla.)
 2...21...E.....Joe Walton.....Pittsburgh
 3...33...B.....Eddie Sutton.....North Carolina
 4...40...B.....Jim Podoley.....Cent. Michigan
 (from Pittsburgh)
 5.....Choice to Los Angeles
 6...69...T.....J.T. Frankenberg.....Kentucky
 7...81...T.....Wally Merz.....Colorado
 8...93...E.....Paul Lopata.....Yale
 9...105...G.....Galen Laack.....Pacific
 10...117...B.....Don Dobrino.....Iowa
 11...129...T.....Dick Foster.....Idaho
 12...141...QB...Wade Mitchell.....Georgia Tech
 13...153...B.....Claude Austin.....George Washington
 14...165...T.....George Rice.....Wofford
 15...177...E.....Brad Bomba.....Indiana
 16...189...B.....Joe Brodsky.....Florida
 17...201...B.....Fred Brock.....Wheaton
 18...213...G.....Ed Sakach.....George Washington
 19...225...B.....John Bauer.....Villanova
 20...237...E.....Buddy Frick.....South Carolina
 21...249...B.....Sam Owen.....Georgia Tech
 22...261...G.....Ed Voytek.....Purdue
 23...273...G.....Al Viola.....Northwestern
 24...285...C.....Bob Jennings.....Furman
 25...297...T.....Dick Cassels.....Catawba
 26...309...B.....Paul Rotenberry.....Georgia Tech
 27...321...T.....Ormand Anderson.....Georgia Tech
 28...333...B.....Guy Martin.....Colgate
 29...345...E.....George Benedict.....Springfield
 30...356...B.....Art Luppino.....Arizona

1958

1.....Choice to Los Angeles
 2...16...B.....Mike Sommer.....George Washington
 3...28...B.....Stan Flowers.....Georgia Tech
 3...31...B.....Bill Anderson.....Tennessee
 (from Philadelphia)
 4...40...QB...Dan Nolan.....Lehigh
 5...54...QB...Jim Van Pelt.....Michigan
 6...66...B.....Dick Lynch.....Notre Dame
 7...78...T.....Leon Bennett.....Boston College
 8...90...E.....Buddy Payne.....North Carolina
 9...102...C.....Frank Kuchta.....Notre Dame
 10...114...T.....Ben Preston.....Auburn
 11...126...T.....Darrell Dess.....NC State
 12...138...G.....Eddie Michaels.....Villanova
 13...150...QB...Ken Ford.....Hardin-Simmons
 14...162...E.....Jack Farris.....Penn State
 15...174...T.....Jack Davis.....Maryland
 16...186...E.....Fred Polzer.....Virginia
 17...198...T.....Fred Witt.....Richmond
 18...210...B.....Lennie King.....Connecticut
 19...222...C.....Don Stephenson.....Georgia Tech
 20...234...E.....Lou Pelham.....Florida
 21...246...G.....Jackie Simpson.....Mississippi
 22...258...B.....Charley Sanders.....West Texas State
 23...270...E.....Ron Schomburger.....Florida State
 24...282...E.....Rod Hanson.....Illinois
 25...294...G.....John Groom.....TCU
 26...306...G.....Frank Bloomquist.....Iowa
 27...318...E.....Perry Gehring.....Minnesota
 28...330...G.....Joe Biggs.....Hardin-Simmons
 29...342...E.....Ed Coffin.....Syracuse
 30...353...E.....Ted Smith.....Georgia Tech

1959

1...4...QB...Don Allard.....Boston College
 2.....Choice to Los Angeles
 3...28...T.....Emil Karas.....Dayton
 4...40...E.....Jim Wood.....Oklahoma State
 5...49...T.....Bob Wetoska.....Notre Dame
 (from Green Bay)
 5.....Choice to Chicago Cardinals
 6...65...T.....Jim McFalls.....VMI
 7...76...T.....Don Lawrence.....Notre Dame
 7...79...QB...Mitch Dgiego.....Iowa
 (from Pittsburgh)
 7...81...E.....Jim Kenney.....Boston University
 (from Chicago Bears)
 8...89...E.....Gene O'Pella.....Villanova
 9...100...B.....Dick Haley.....Pittsburgh
 10...113...B.....Ron Toth.....Notre Dame
 11...124...G.....Gerry Marciniak.....Michigan
 12...137...T.....Roger Wypysynski.....St. Norbert
 13...148...E.....Billy Shoemaker.....LSU
 14...161...G.....Kurt Schwarz.....Maryland
 15...172...E.....Fred Hood.....NE Oklahoma
 16...185...T.....Dick Splain.....New Haven
 17...196...G.....Jim Healy.....Holy Cross
 18...209...QB...Joe Kapp.....California
 19...220...B.....Bobby Lauder.....Auburn
 20...233...B.....Billy Brewer.....Mississippi
 21...244...B.....Mel Reight.....West Virginia
 22...257...E.....Art Gob.....Pittsburgh
 23...268...B.....Clarence Alexander.....SE Louisiana
 24...281...B.....George Darrah.....Franklin & Marshall
 25...292...T.....Bob Sargent.....Colby
 26...305...T.....Gene Grabosky.....Syracuse
 27...316...B.....Norm Odyniec.....Notre Dame
 28...329...B.....Billy Austin.....Rutgers
 29...340...G.....Don Lockwood.....Tulane
 30...353...B.....Jim Colclough.....Boston College

1960

1...4...QB...Richie Lucas.....Penn State
 2.....Choice to San Francisco
 2...21...HB...Sam Horner.....VMI
 (from Chicago Bears)
 3...28...T.....Andy Stynchula.....Penn State
 4.....Choice to Philadelphia
 4...48...G.....Vince Promuto.....Holy Cross

DRAFT HISTORY

	(from New York)
5... 52... T... Don Stallings.....	North Carolina
6... 64... E... Dave Hudson.....	Florida
7.....	Choice to Pittsburgh
8... 87... G... Earl Kohlhaas.....	Penn State
	(from Detroit)
9.....	Choice to San Francisco
9... 100... E... Dwight Bumgarner.....	Duke
10.....	Choice to Baltimore
11... 124... C... Jim Efrid.....	Colorado State
12... 136... HB... Jim Crotty.....	Notre Dame
13... 148... E... Bill Herron.....	Georgia
14... 160... B... Charlie Milstead.....	Texas A&M
15... 172... G... Bernie Darre.....	Tulane
16... 184... B... Joe Kulbacki.....	Purdue
17... 196... G... Billy Roland.....	Georgia
18... 208... G... John Lawrence.....	NC State
19... 220... G... Ron Maltony.....	Purdue
20... 232... HB... Jimmy Wolf.....	Panhandle St.

1961

1... 2... QB... Norm Sneed.....	Wake Forest
	(from Dallas)
1... 3... T... Joe Rutgens.....	Illinois
2.....	Choice to New York
3.....	Choice to St. Louis
3... 39... B... Jim Cunningham.....	Pittsburgh
	(from New York)
4.....	Choice to Los Angeles
5.....	Choice to Pittsburgh
6... 72... B... Joe Krakoski.....	Illinois
	(from Dallas)
6... 73... T... John O'Day.....	Miami (Fla.)
7... 87... B... Jim Kerr.....	Penn State
8... 101... E... Charlie Barnes.....	NE Louisiana
9... 115... B... Joel Arrington.....	Duke
	Choice to Cleveland
11... 143... T... Riley Mattson.....	Oregon
12... 157... E... Bob Coolbaugh.....	Richmond
13... 171... B... Doug Elmore.....	Mississippi
14... 185... B... Doyle Schick.....	Kansas
15... 199... E... Bob Johnson.....	Michigan
16... 213... T... Ron Petty.....	Louisville
17... 227... B... Joe Bellino.....	Navy
18... 241... T... George Tolford.....	Ohio State
19... 255... E... Tony Romeo.....	Florida State
20... 269... G... Mike Ingram.....	Ohio State

1962

1... 1... B... Ernie Davis.....	Syracuse
2... 15... B... Joe Hernandez.....	Arizona
3... 29... E... Bob Mitinger.....	Penn State
4... 43... T... Billy Neighbors.....	Alabama
5.....	Choice to Chicago
6.....	Choice to San Francisco
7... 85... HB... Bert Coan.....	Kansas
8... 99... FB... Ron Hatcher.....	Michigan State
9... 113... E... Dave Viti.....	Boston University
10... 127... G... John Childress.....	Arkansas
11... 141... T... Carl Palazzo.....	Adams State
12... 155... HB... Terry Terrebbonne.....	Tulane
13... 169... E... Bill Whisler.....	Iowa
14... 183... HB... Jim Costen.....	South Carolina
15... 197... T... Len Vella.....	Georgia
16... 211... E... Tommy Brooker.....	Alabama
17... 225... G... Alan Miller.....	Ohio University
18... 239... B... Carl Charon.....	Michigan State
19... 253... B... Claude Crabb.....	Colorado
20... 267... QB... Ed Trancygier.....	Florida State

1963

1... 7... E... Pat Richter.....	Wisconsin
2... 22... B... Lonnie Sanders.....	Michigan State
3... 35... T... Ron Snidow.....	Oregon
4.....	Choice to San Francisco
5.....	Choice to Green Bay
6... 78... T... Charley Nickoson.....	Ohio University
7... 91... B... Dave Francis.....	Ohio State
8.....	Choice to Philadelphia
9... 119... B... Billy Joe.....	Villanova

10... 134... G... Rod Foster.....	Ohio State
11... 147... E... Allen Schau.....	Western Michigan
12... 162... C... Bob Caldwell.....	Georgia Tech
13... 175... E... John Greiner.....	Purdue
14... 190... B... Tom Winingder.....	Georgia Tech
15... 203... LB... Harry Butsko.....	Maryland
16... 218... G... Dave Adams.....	Arkansas
17... 231... HB... Ron Whaley.....	Tenn-Chattanooga
18... 246... E... Drew Roberts.....	Cal State-Humboldt
19... 259... QB... Jim Turner.....	Utah State
20... 274... T... Joe Baughan.....	Auburn

1964

1... 3... HB... Charley Taylor.....	Arizona State
-------------------------------------	---------------



2... 18... B... Paul Krause.....	Iowa
3.....	Choice to Los Angeles
4.....	Choice to Philadelphia
5... 59... FB... Jim Snowden.....	Notre Dame
6... 74... E... Russ Brown.....	Florida
7... 87... QB... Dick Shiner.....	Maryland
8.....	Choice to San Francisco
9... 115... C... Len Hauss.....	Georgia
10... 130... B... Rick Leeson.....	Pittsburgh
11... 143... LB... Gene Donaldson.....	Purdue
12... 158... T... Bob Zvolner.....	Tennessee
13... 171... B... Tom McDonald.....	Notre Dame
14... 186... B... Tom Urbanik.....	Penn State
15... 199... T... Dick Evers.....	Colorado State
16... 214... B... Tommy Walters.....	Mississippi
17... 227... B... Ozzie Clay.....	Iowa State
18... 242... G... Bob Jones.....	Nebraska
19... 255... G... John Seedberg.....	Arizona State
20... 270... B... Gordon Guest.....	Arkansas

1965

1.....	Choice to Chicago
2... 21... T... Bob Breitenstein.....	Tulsa
3... 34... B... Kent McCloughan.....	Nebraska
4.....	Choice to Baltimore
5.....	Choice to New York
6.....	Choice to Philadelphia
7.....	Choice to Chicago
8... 105.G/LB... Don Croftcheck.....	Indiana
9... 118... E... Jerry Smith.....	Arizona State
10... 133... FB... Bob Briggs.....	Central State (OK)
11... 146... G... Willie Adams.....	New Mexico State
12... 160... T... John Strohmeier.....	Nebraska
13... 174... HB... Biff Bracy.....	Duke
14... 189... HB... Dave Estrada.....	Arizona State
15... 202... B... Ben Baldwin.....	Vanderbilt
16... 217... G... Robert Reed.....	Tennessee A&I
17... 230... E... Gary Hart.....	Vanderbilt
18... 245... LB... Chris Hanburger.....	North Carolina
19... 258... B... Roosevelt Ellerbe.....	Iowa State
20.....	Choice to Baltimore

1966

1... 6... K... Charlie Gogolak.....	Princeton
2... 21... T... Walter Barnes.....	Nebraska
3... 38... FB... Tom Barrington.....	Ohio State
4... 53... DB... Bill Clay.....	Mississippi
5... 70... T... Dick Lemay.....	Vanderbilt
6.....	Choice to Chicago
6... 94... T... Earl Yates.....	Duke

	(from Green Bay)
7... 101... T... George Patton.....	Georgia
8... 115... FB... Stan Mitchell.....	Tennessee
9... 131... LB... Jack Shinholser.....	Florida State
10... 145... DB... Caesar Belsler.....	Arkansas-Pine Bluff
11... 161... FL... Dick Reding.....	Northwestern St.
12... 175... LB... John Stiepe.....	Utah
13... 191... C... Heath Wingate.....	Bowling Green
14... 205... HB... Jerry Lovelace.....	Texas Tech
15... 221... HB-K... Hal Seymour.....	Florida
16... 235... HB... Hal Wantland.....	Tennessee
17... 251... E... Mitch Zalnasky.....	Pittsburgh
18... 265... HB... Joe Burson.....	Georgia
19... 281... E... Andre White.....	Florida A&M
20... 295... C... John Kelly.....	Florida A&M

1967

1... 13... FB... Ray McDonald.....	Idaho
2... 39... DT... Spain Musgrove.....	Utah State
3... 64... DB... Curg Belcher.....	BYU
4.....	Choice to Green Bay
5.....	Choice to Houston through DAL
6... 135... T... Don Bandy.....	Tulsa
	(from NY Giants through MIN)
6.....	Choice to Detroit
7... 168... B... Bruce Matte.....	Miami (Ohio)
	(from Pittsburgh)
7... 172... FL... John Love.....	N. Texas St.
8... 190.G-LB... Larry Hendershot.....	Arizona State
	(from Atlanta)
8.....	Choice to Minnesota
9... 222... HB... Pete Larson.....	Cornell
10... 247... DT... Tim Houlton.....	St. Norbert
	(from Chicago)
10... 250... DB... Bruce Sullivan.....	Illinois
11... 275... C... Bill Brown.....	UTEP
12... 300... E... Ron Sepic.....	Ohio State
13... 328... LB... Bob Rodwell.....	E. Michigan
14... 353... HB... Andy Socha.....	Marshall
15... 378... G... Ed Breeding.....	Texas A&M
16... 406... DB... Alfredo Avila.....	Sul Ross
17... 431... T... Lyle Baucorn.....	Cal State-San Fran.

1968

1... 12... DB... Jim 'Yazoo' Smith.....	Oregon
2... 38... LB... Tom Roussel.....	Southern Miss
3.....	Choice to Cleveland
4... 84... DT... Dennis Crane.....	USC
5... 113... TE... Ken Barefoot.....	Virginia Tech
	(from Atlanta)
5... 117... K... Mike Bragg.....	Richmond
	(from Minnesota)



6.....	Choice to Philadelphia
6... 149... G... Willie Banks.....	Alcorn State
7... 176... RB... Bob Brunet.....	LSU
8... 203... RB... Brian Magnuson.....	Montana
9... 230... DB... Frank Liberatore.....	Clemson
10.....	Choice to Baltimore
11... 284... DB... Tom Garretson.....	Northwestern
12... 311... DT... Dave Weedman.....	W. Washington
13... 338... T... Mike St. Louis.....	Cent. Missouri
14... 365... T... Dave Zivich.....	UC Santa Barbara
15... 392... G... Cogger Coverson.....	Texas Southern
16... 419... RB... Willie Turner.....	Jackson St.

DRAFT HISTORY

17...446...DT... Frank Bosch..... Colorado 1969

- Choice to Los Angeles
- Choice to St. Louis
- 46...DB... Eugene Epps..... UTEP
..... (from Cleveland)
- 62...RB... Ed Cross..... Arkansas-Pine Bluff
..... Choice to Baltimore
- 114...DB... Bill Kishman..... Colorado State
- 139...LB... Harold McLinton..... Southern
- 166...RB... Jeff Anderson..... Virginia
- 173...C... John Didion..... Oregon State
..... (from Minnesota)
- 191...RB... Larry Brown..... Kansas State
..... Choice to Philadelphia
- Choice to Philadelphia
- 269...DT... Eric Norri..... Notre Dame
- 295...DB... Bob Shannon..... Tennessee St.
- 322...DB... Mike Shook..... N. Texas St.
- 347...DT... Rick Brand..... Virginia
- 374...T... Paul Rogers..... Virginia
- 399...LB... Mike Washington..... Southern
- 426...DE... Rich Dobbert..... Springfield

1970

- Choice to San Francisco
- 43...DE... Bill Brundige..... Colorado
..... Choice to St. Louis
- Choice to Baltimore
- 103...T... Paul Laaveg..... Iowa
..... (from MIN through Rams through ND)
- 114...DT... Manny Sistrunk..... Arkansas ABM
..... (from New Orleans)
- 121...RB... Danny Pierce..... Memphis St.
..... Choice to Atlanta
- 173...WR... Roland Merritt..... Maryland
- 178...DT... James Harris..... Howard Payne
..... (from Los Angeles)
- 200...DB... Paul Johnson..... Penn State
- 225...T... Ralph Sonntag..... Maryland
..... Choice to Green Bay
- 277...TE... Mack Alston..... Md. Eastern Shore
- 303...LB... James Kates..... Penn State
- 329...T... Joe Patterson..... Lawrence
- 355...RB... Tony Moro..... Dayton
- 381...C... Vic Lewandowsky..... Holy Cross
- 407...WR... Steve Bushore..... Emporia St.
- 433...DT... Earl Maxfield..... Baylor

1971

- Choice to Los Angeles
- 38...WR... Cotton Speyrer..... Texas
..... Choice to Los Angeles
- Choice to New Orleans
- Choice to Green Bay
- 141...G... Conway Hayman..... Delaware
- 166...DB... Willie Germany..... Morgan St.
..... Choice to New Orleans
- 219...DE... Mike Fanucci..... Arizona State
- 244...RB... Jesse Taylor..... Cincinnati
- 272...T... George Starke..... Columbia
- 297...DB... Jeff Severson..... Long Beach State
- 322...C... Dan Ryczek..... Virginia
- 349...QB... Bill Bynum..... W. New Mexico
- 375...G... Tony Christovich..... Wisc.-La Crosse
- 400...LB... Glenn Tucker..... N. Texas St.
..... Choice to New Orleans

1972

- Choice to NY Jets
- Choice to Baltimore
- Choice to New England through LA
- Choice to New Orleans through LA and PHI
- Choice to Los Angeles
- Choice to Los Angeles
- Choice to NY Giants
- 203...RB... Moses Denson..... Md. Eastern Shore
- 229...DE... Steve Boekholder..... Drake
- 255...WR... Mike Oldham..... Michigan
- 281...DB... Jeff Welch..... Arkansas St.

- 307...QB... Don Bunce..... Stanford
- 332...WR... Frank Grant..... S. Colorado
- 365...G... Mike O'Quinn..... McNeese St.
- 385...DE... Carl Taibi..... Colorado
- 411...DB... S. Higginbotham..... Alabama
- 437...LB... Kevin Clemente..... Boston College

1973

- Choice to San Diego through BAL
- Choice to New Orleans through NYJ
- Choice to Buffalo
- Choice to Buffalo
- 117...G... Charles Cantrell..... Lamar
..... (from Atlanta)
- Choice to Los Angeles
- Choice to NY Jets
- Choice to Buffalo
- Choice to New Orleans
- 193...TE... Mike Hancock..... Idaho State
..... (from Los Angeles)
- 218...RB... Rich Galbos..... Ohio State
..... (from Baltimore)
- 233...LB... Eddie Sheats..... Kansas
- 245...DB... Ken Stone..... Vanderbilt
..... (from Los Angeles)
- Choice to Los Angeles
- 311...G... Ernie Webster..... Pittsburgh
- 337...DT... Dennis Johnson..... Delaware
- 363...DB... Herb Marshall..... Cameron
- Choice to Los Angeles
- 415...K... Mike Wedman..... Colorado
- 441...RB... Jeff Davis..... Mars Hill

1974

- Choice to Chicago through LA
- Choice to San Francisco
- Choice to NY Jets
- Choice to Los Angeles
- Choice to New England through ND
- 144...TE... Jon Keyworth..... Colorado
..... (from Kansas City)
- Choice to Cincinnati through ND
- Choice to New England
- 180...LB... Mike Varty..... Northwestern
..... (from Los Angeles)
- 196...RB... Darwin Robinson..... Dakota St.
..... (from Cleveland)
- Choice to Buffalo
- 218...DE... Mark Sens..... Colorado
..... (from New England)
- 228...K... Mike Flater..... Colorado School of Mines
- 233...TE... Jim Kennedy..... Colorado State
..... (from Los Angeles)
- 258...DB... Johnny Vann..... S. Dakota
- 282...T... Joe Miller..... Villanova
..... Choice to Baltimore
- 332...LB... Stu O'Dell..... Indiana
- 361...QB... Don Van Galder..... Utah
- Choice to San Diego
- 411...RB... Nate Anderson..... E. Illinois
..... Choice to Baltimore

1975

- Choice to San Diego
- Choice to Green Bay
- Choice to San Francisco
- Choice to Buffalo
- Choice to SD through LA and BUF
- 108...RB... Mike Thomas..... UNLV
..... Choice to Cleveland
- 147...T... Mark Doak..... Nebraska
..... (from Denver)
- Choice to Chicago through STL
- Choice to San Diego
- 228...DE... Dallas Hickman..... California
- Choice to Miami
- 277...DB... Ardell Johnson..... Nebraska
..... (from Denver)
- 282...DE... Jerry Hackenbruck..... Oregon State
- Choice to New England

- 344...DB... Morris McKie..... N. Carolina A&T
- 359...LB... Dave Benson..... Weber State
- 384...C... Art Kuehn..... UCLA
- 412...G... Dennis Pavelka..... Nebraska
- 437...DE... Carl Taylor..... Memphis St.

1976

- Choice to Miami
- Choice to Detroit through SD
- Choice to New Orleans through SD
- Choice to Oakland through SD
- Choice to St. Louis
- 148...G... Mike Hughes..... Baylor
..... (from St. Louis)
- Choice to Kansas City
- 179...DB... Tom Marvaso..... Cincinnati
..... (from Los Angeles)
- Choice forfeited
- Choice to Buffalo through ATL
- 234...WR... Brian Fryer..... Alberta
..... (selection voided)
- 254...G... Curtis Akins..... Hawaii
- 272...LB... Paul Strohmeier..... Washington
..... (from Chicago)
- Choice to Miami
- 308...DE... Dean Gissler..... Nebraska
- 342...DB... Walter Tullis..... Delaware St.
- 364...DB... Waymon Britt..... Michigan
- 393...DB... Quinn Buckner..... Indiana
..... (selection voided)
- Choice to St. Louis
- 426...RB... John Monroe..... Bluefield St.
..... (from St. Louis)
- Choice to Baltimore through STL
- 476...DB... Chuck Wills..... Oregon

1977

- Choice to St. Louis
- Choice to Los Angeles through SD
- Choice to San Diego
- 97...DE... Duncan McCall..... Stanford
..... (from Miami)
- Choice to Kansas City
- Choice to Los Angeles
- Choice to Atlanta
- Choice to OAK through HDU and NYG
- 189...TE... Reggie Haynes..... UNLV
..... (from Los Angeles)
- Choice to Kansas City
- Choice to Atlanta
- 246...RB... Mike Northington..... Purdue
..... (from Los Angeles)
- 273...RB... James Sykes..... Rice
- 300...DB... Don Harris..... Rutgers
- 327...DE... Curtis Kirkland..... Missouri

1978

- Choice to St. Louis
- Choice to Los Angeles
- Choice to Los Angeles
- Choice to Cleveland through LA
- Choice to Philadelphia
- Choice to New Orleans through HDU
- 159...RB... Tony Green..... Florida
..... (from Minnesota through SF)
- Choice to Kansas City
- 202...WR... Walker Lee..... North Carolina
..... (from San Francisco)
- Choice to Atlanta
- 219...LB... Don Hover..... Washington St.
..... (from Los Angeles)
- 243...QB... John Hurley..... Santa Clara
- 270...DE... Scott Hertenstein..... Azusa Pacific
- 297...DE... Mike Williams..... Texas A&M
- 324...G... Steve McCabe..... Bowdoin

1979

- Choice to Cincinnati
- Choice to Oakland through STL
- Choice to Baltimore through HDU

DRAFT HISTORY

4.....	Choice to Philadelphia
4....103...TE....	Don Warren..... San Diego St.
5.....	Choice to Cleveland
6.....	Choice to Baltimore
7.....	Choice to New England
7....182...LB....	Rich Milot..... Penn State
	(from Seattle)
8.....	Choice to Miami
9....233...WR....	Kris Haines..... Notre Dame
10.....	Choice to Kansas City
11....289...LB....	Monte Coleman..... Arkansas St.
11....300...WR....	Tony Hall..... Knoxville
	(from New England)
12.....	Choice to Cleveland

1980

1....18....WR....	Art Monk..... Syracuse
-------------------	------------------------



2.....	Choice to Los Angeles
2....55...DE....	Mat Mendenhall..... BYU
3.....	Choice to San Francisco through LA
4.....	Choice to Tampa Bay
5.....	Choice to Buffalo
6....155...LB....	Farley Bell..... Cincinnati
7....187...G....	Melvin Jones..... Houston
8.....	Choice to Miami
9....241...WR....	L. McCullough..... Illinois
10....268...RB....	Lewis Walker..... Utah
11....295...DE....	Mike Matocha..... UTA
12....327...DE....	Marcene Emmett..... N. Alabama

1981

1.....	Choice to Los Angeles
1....20...T....	Mark May..... Pittsburgh
	(from Los Angeles)
2.....	Choice to San Francisco
3.....	Choice to Los Angeles
3....69...G....	Russ Grimm..... Pittsburgh
	(from Miami through LA)
4....90...QB....	Tom Flick..... Washington
	(from Green Bay)
4.....	Choice to Cleveland
5....119...DE....	Dexter Manley..... Oklahoma State
5....132...G....	Gary Sayre..... Cameron
	(from Los Angeles)
6....148...LB....	Larry Kubin..... Penn State
7.....	Choice to Los Angeles
8....201...WR....	Charlie Brown..... S. Carolina St.
9....231...G....	Darryl Grant..... Rice
10....257...QB....	Phil Kessel..... N. Michigan
10....267...T....	Allan Kennedy..... Washington St.
	(from New England through CLE)
11....284...WR....	Jerry Hill..... N. Alabama
12....314...WR....	Clint Didier..... Portland St.

1982

1.....	Choice to Baltimore through LA
2.....	Choice to New England through SF
2....49...DB....	Vernon Dean..... San Diego St.
	(from San Diego through LA)
3....61...WR....	Carl Powell..... Jackson St.
	(from Los Angeles)
3.....	Choice to New Orleans

4....99...DE....	Todd Liebenstein..... UNLV
5.....	Choice to St. Louis
5....133...TE....	Michael Williams..... Alabama A&M
	(from Buffalo)
6....153...LB....	Lamont Jeffers..... Tennessee
7....180...LB....	John Schachtner..... N. Arizona
8.....	Choice to Cleveland
8....223...DT....	Ralph Warthen..... Gardner Webb
	(from San Francisco through NO)
9....226...DB....	Ken Coffey..... SW Texas St.
	(from New Orleans)
9....238...DT....	Randy Trautman..... Boise State
10....254...DE....	Harold Smith..... Kentucky St.
	(from New Orleans)
10....265...DB....	Terry Daniels..... Tennessee
11....281...K....	Dan Miller..... Miami [Fla.]
	(from Miami)
11....291...QB....	Bob Holly..... Princeton
12....309...T....	Don Laster..... Tennessee St.
	(from New Orleans)
12....322...LB....	Jeff Goff..... Arkansas

1983

1....28...DB....	Darrell Green..... Texas A&I
2....56...RB....	Richard Williams..... Memphis St.
3....84...DE....	Charles Mann..... Nevada
4.....	Choice to Buffalo through NO
5.....	Choice to Pittsburgh
6....166...T....	Bob Winckler..... Wisconsin
	(from LA Raiders)
6....168...QB....	Babe Laufenberg..... Indiana
7....196...RB....	Kelvin Bryant..... North Carolina
8....224...T....	Todd Hallstrom..... Minnesota
9....251...RB....	Marcus Gilbert..... TCU
10....279...LB....	Geff Gandy..... Baylor
	Choice to San Diego
11.....	Choice to NY Giants

1984

1.....	Choice to NY Giants
2....31...DT....	Bob Slater..... Oklahoma
	(from NY Giants)
2....55...DE....	Steve Hamilton..... East Carolina
3....83...QB....	Jay Schroeder..... UCLA
4....102...RB....	Jimmy Smith..... Elon
	(from LA Rams through HDU)
4.....	Choice to Pittsburgh
5....125...LB....	Jeff Pegues..... East Carolina
	(from CHI through SD, SEA and NYG)
5.....	Choice to SF through LA Raiders
6....167...T....	Curt Singer..... Tennessee
7....195...WR....	Mark Smith..... North Carolina
8....223...DB....	Jeff Smith..... Missouri
9.....	Choice to New England
10....279...RB....	Keith Griffin..... Miami [Fla.]
11....306...TE....	Anthony Jones..... Wichita St.
12....335...WR....	Curtland Thomas..... Missouri

1985

1.....	Choice to New Orleans
2....33...DB....	Tory Nixon..... San Diego St.
	(from Atlanta)
2.....	Choice to St. Louis through ATL
3.....	Choice to Raiders through HDU
4.....	Choice to LA Raiders
5....122...RB....	Raphel Cherry..... Hawaii
	(from New Orleans)
5.....	Choice to Pittsburgh
6....163...TE....	Danzell Lee..... Lamar
7....177...KR....	Jamie Harris..... Oklahoma State
	(from Philadelphia)
7....185...RB....	Lionel Vital..... Nicholls State
	(from St. Louis through KC)
7.....	Choice to LA Raiders through NE
8....219...DB....	Barry Wilburn..... Mississippi
247GMitch Geler.....	Troy State
10....263...RB....	Terry Orr..... Texas
	(from New Orleans)
10.....	Choice to LA Raiders
11....290...G....	Raleigh McKenzie..... Tennessee

	(from New Orleans)
11....304...DB....	Garry Kimble..... Sam Houston St.
12....309...DT....	Dean Harrel..... Tulsa
	(from Buffalo)
12....331...LB....	Bryan Winn..... Houston

1986

1.....	Choice to Atlanta
2....30...DE....	Markus Koch..... Boise State
	(from Atlanta)
2....45...WR....	Walter Murray..... Hawaii
	(from San Francisco)
2.....	Choice to PHI through LA Raiders
3....75...DB....	Alvin Walton..... Kansas4
	Choice to SF through LA Rams
5....113...LB....	Ravin Caldwell..... Arkansas
	(from Atlanta)
5.....	Choice to Philadelphia through ATL
6....146...DB....	Mark Rypien..... Washington St.
	(from Kansas City)



6....156...G....	Jim Huddleston..... Virginia
	(from San Francisco)
6.....	Choice to Atlanta
7....186...RB....	Rick Badanjek..... Maryland8
213LBKurt Gouvela.....	BYU9
239DBWayne Asberry.....	Texas A&M
10.....	Choice to San Francisco
11....297...RB....	Kenny Fells..... Henderson St.
12....323...WR....	Eric Yarber..... Idaho

1987

1.....	Choice to San Francisco
2....30...DB....	Brian Davis..... Nebraska
	(from Indianapolis)
2....48...T....	Wally Kleine..... Notre Dame
	(from NY Jets through LA Raiders)
2.....	Choice to LA Raiders
3.....	Choice to Raiders through NE
4.....	Choice to Buffalo
5....117...RB....	Timmy Smith..... Texas Tech
	(from Buffalo)
5.....	Choice to Tampa Bay
6....144...DB....	Steve Gage..... Tulsa
	(from Buffalo)
6....164...T....	Ed Sirmmons..... E. Washington7
192DBJohnny Thomas.....	Baylor8
219DBClarence Vaughn.....	N. Illinois9
248RBAfred Jenkins.....	Arizona
10....274...WR....	Ted Wilson..... Central Florida11
304WRLaron Brown.....	Texas
12....331...C....	Ray Hitchcock..... Minnesota

1988

1.....	Choice to Chicago
2....55...K....	Chip Lohmiller..... Minnesota
3....66...KR....	Mike Ojilphant..... Puget Sound
	(from LA Rams)
3.....	Choice to LA Rams
4....109...RB....	Jamie Morris..... Michigan
5....127...DB....	Carl Mims..... Sam Houston St.
	(from New England)
5.....	Choice to LA Rams

DRAFT HISTORY

6...159...QB...Stan Humphries.....NE Louisiana
(from Indianapolis)
 6.....Choice to LA Rams
 7...193...DB...Harold Hicks.....San Diego St.
 8...221...RB...Darryl McGill.....Wake Forest
 9...249...LB...Blake Peterson.....Mesa Co.
 10...277...T...Henry Brown.....Ohio State
 11...305...DE...Curt Koch.....Colorado
 12...315...P...Wayne Ross.....San Diego St.
(from LA Rams)
 12.....Choice to LA Rams

1989

1.....Choice to Chicago
 2.....Choice to Dallas through LA Raiders
 3...66...DT...Tracy Rocker.....Auburn
 4.....Choice to New England
 4...110...WR...Erik Affholter.....USC
(from Chicago through LA Raiders)
 5.....Choice to Green Bay
 5...129...DB...Tim Smiley.....Arkansas St.
(from Indianapolis)
 5...139...DE...Lybrant Robinson.....Delaware St.
(from San Fran. through LA Raiders)
 6...149...DB...AJ Johnson.....SW Texas St.
 7...179...LB...Kevin Hendrix.....South Carolina
 8.....Choice to Green Bay
 9...233...TE...Charles Darrington.....Kentucky
 10...263...C...Mark Schliereth.....Idaho
Choice to TB through LA Rams
 12...316...TE...Jimmie Johnson.....Howard
(from San Diego)
 12...317...RB...Joe Mickles.....Mississippi

1990

1.....Choice to Atlanta
 2...46...LB...Andre Collins.....Penn State
 3...76...G...Moe Elewonibi.....BYU
 4...86...QB...Cary Conklin.....Washington
 4.....Choice to Indianapolis
 4...109...DB...Rico Labbe.....Boston College
(from San Fran. through LA Raiders)
 5...130...RB...Brian Mitchell.....SW Louisiana
 6...160...DT...Kent Wells.....Nebraska
 7.....Choice to San Diego
 8.....Choice to Indianapolis
 9...243...G...Tim Moxley.....Ohio State
 10...262...DB...D.Juan Francisco.....Notre Dame
(from Miami)
 10...270...DT...Thomas Rayam.....Alabama
 11...297...LB...Jon Leverenz.....Minnesota
 12.....Choice to San Diego

1991

1...17...DT...Bobby Wilson.....Michigan State
(from Houston through NE and DAL)
 1.....Choice to Dallas
 2.....Choice to San Diego
 3...76...RB...Ricky Ervins.....USC
 4.....Choice to Pittsburgh
 5.....Choice to Dallas
 6...159...TE...Dennis Ransom.....Texas AGM
 7...188...WR...Keith Cash.....Texas
 8...215...DB...Jimmy Spencer.....Florida
 9...243...DB...Charles Bell.....Baylor
 10...270...P...Cris Shale.....Bowling Green
 11...299...S...David Gulledge.....Jacksonville St.
 12...326...WR...Keenan McCardell.....UNLV

1992

1...4...WR...Desmond Howard.....Michigan
(from Cincinnati)
 1.....Choice to Cincinnati
 2...47...DE...Shane Collins.....Arizona State
(from Kansas City through DAL)
 2.....Choice to Detroit through DAL
 3...74...G...Paul Siever.....Penn State
(from Kansas City through DAL)
 3.....Choice to Cincinnati
 4...112...QB...Chris Hake.....William & Mary
 5.....Choice to San Diego
 6...168...TE...Ray Rowe.....San Diego St.
 7...196...DB...Calvin Holmes.....USC
 8...224...G...Darryl Moore.....UTEP
 9...252...LB...Boone Powell.....Texas
 10...280...LB...Tony Barker.....Rice
 11...308...WR...Terry Smith.....Penn State
 12...336...C...Matt Elliott.....Michigan

1993

1...17...DB...Tom Carter.....Notre Dame
 2...45...RB...Reggie Brooks.....Notre Dame
 3...71...LB...Rick Hamilton.....Central Florida
 3...80...P...Ed Bunn.....UTEP
 4...101...DE...Sterling Palmer.....Florida State
 5...128...C...Greg Huntington.....Penn State
 6...155...DB...Darryl Morrison.....Arizona
 5...160...TE...Frank Wycheck.....Maryland
(from Minnesota)
 7.....Choice to Pittsburgh
 8...212...LB...Lamont Hollinquest.....USC

1994

1...3...QB...Heath Shuler.....Tennessee
 2...31...T...Tré Johnson.....Temple
 3...68...WR...Tydus Winans.....Fresno State
 3...97...G...Joe Patton.....Alabama AGM
 4...105...TE...Kurt Haws.....Utah
 5.....Choice to Minnesota
 6...163...DE...Dexter Nottage.....Florida AGM
 7...197...QB...Gus Frerotte.....Tulsa

1995

1...4...WR...Michael Westbrook.....Colorado
 2...37...C...Cory Rayment.....Wisconsin
 3...68...CB...Darryl Pounds.....Nicholls State
 4...103...RB...Larry Jones.....Miami (Fla.)
 5...137...TE...Jamie Asher.....Louisville
(from Houston)
 5.....Choice to Oakland
 5...152...DE...Rich Owens.....Lehigh
(from Green Bay through OAK)
 6...176...T...Brian Thure.....California
 7.....Choice to Arizona
 7...226...CB...Scott Turner.....Illinois
(from Oakland)

1996

1.....Choice to St. Louis
 1...30...T...Andre Johnson.....Penn State
 2.....Choice to Dallas
 3.....Choice to Dallas
 4...102...RB...Stephen Davis.....Auburn
 5...138...S...Leomont Evans.....Clemson
 6...174...DE...Kelvin Kinney.....Virginia St.
 7...215...LB...Jeremy Asher.....Oregon
 7...250...WR...Deandre Maxwell.....San Diego St.
(Compensatory Selection)

1997

1...17...DE...Kenard Lang.....Miami (Fla.)
 2...51...LB...Greg Jones.....Colorado
 3...80...LB...Derek Smith.....Arizona State
 4...115...WR...Albert Connell.....Texas AGM
 5...132...S...Jamel Williams.....Nebraska
(from Houston)
 5...140...CB...Keith Thibodeaux.....NW Louisiana
(from Oakland through ATL)
 5...148...LB...Twan Russell.....Miami (Fla.)

5...162...G...Brad Badger.....Stanford
(Compensatory Selection)
 6.....Choice to Atlanta
 7.....Choice to Atlanta

1998

1.....Choice to Cincinnati
 2...48...TE...Stephen Alexander.....Oklahoma
 3...69...RB...Skip Hicks.....UCLA
(from New Orleans)
 3.....Choice to Cincinnati
 4.....Choice to Oakland
 4...113...LB...Shawn Barber.....Richmond
(from Detroit through OAK)
 5...140...C...Mark Fischer.....Purdue
 6...170...WR...Pat Palmer.....Northwestern St.
 7...191...CB...David Terrell.....UTEP
(from Oakland)
 7...206...LB...Antwaune Ponds.....Syracuse

1999

1...7...CB...Champ Bailey.....Georgia
(from Chicago)
 1.....Choice to Minnesota
 2...37...T...Jon Jansen.....Michigan
(from Chicago)
 2.....Choice to Oakland through CHI
 3.....Choice to Pittsburgh through MIN
 4.....Choice to Chicago
 4...107...LB...Nate Stimson.....Georgia Tech
(from New Orleans)
 5.....Choice to Chicago
 5...165...T...Derek Smith.....Virginia Tech
(from Denver)
 6...181...K...Jeff Hall.....Tennessee
 7...217...WR...Tim Alexander.....Oregon State

2000

1...2...LB...LaVar Arrington.....Penn State
(from New Orleans)
 1...3...DL...Chris Samuels.....Alabama
(from San Francisco)
 1.....Choice to San Francisco
 2.....Choice to Minnesota
 3...64...DB...Lloyd Harrison.....NC State
(from New Orleans)
 3.....Choice to Chicago
 4.....Choice to Seattle through SF
 4...129...DL...Michael Moore.....Troy State
(Compensatory Selection)
 5.....Choice to Denver through SF and SEA
 5...155...DB...Quincy Sanders.....UNLV
(from Minnesota)
 6.....Choice to Philadelphia
 6...202...DB...Todd Husak.....Stanford
(Compensatory Selection)
 7...216...DL...Del Cowsette.....Maryland
(from Pittsburgh)
 7.....Choice to OAK through DEN and SEA
 7...250...WR...Ethan Howell.....Oklahoma State
(Compensatory Selection)

2001

1...15...WR...Rod Gardner.....Clemson
 2...45...CB...Fred Smoot.....Mississippi St.
 3.....Choice to Kansas City
 4...109...QB...Sage Rosenfels.....Iowa State
 5.....Choice to St. Louis
 5...154...WR...Darnier McCants.....Delaware St.
(from Denver through STL)
 6.....Choice to Miami
 6...186...DT...Mario Monds.....Cincinnati
(from St. Louis)
 7.....Choice to Atlanta through DEN

DRAFT HISTORY

2002

- Choice to Atlanta through Oakland
- 32...QB...Patrick Ramsey**.....Tulane
(from New England)
- Choice to Baltimore
- 56...RB...Ladell Betts**.....Iowa
(from Baltimore)
- 79...CB...Rashad Bauman**.....Oregon
(from Cleveland through JAX)
- Choice to St. Louis through KC
- 87...WR...Cliff Russell**.....Utah
(from Baltimore)
- Choice to Jacksonville
- Choice to NY Jets
- 159.CB/S...Andre Lott**.....Tennessee
(from Baltimore)
- 160...TE...Robert Royal**.....LSU
(from NY Jets)
- 192...OT...Reggie Coleman**.....Tennessee
- 230...LS...Jeff Grau**.....UCLA
- 234...DE...Greg Scott**.....Hampton
(from NY Jets through NE)
- 257...FB...Rock Cartwright**.....Kansas State
(Compensatory Selection)

2003

- Choice to NE through NYJ and CHI
- 44...WR...Taylor Jacobs**.....Florida
- Choice to Houston through NE
- 81...G...Derrick Dockery**.....Texas
(from New England)
- Choice to St. Louis
- Choice to Jets (from DAL through NE)
- Choice to Detroit
- Choice to Philadelphia through GB
- Choice to Carolina through MIA
- 232...QB...Gibran Hamdan**.....Indiana
(from Miami)

2004

- 5...S...Sean Taylor**.....Miami (Fla.)
Choice to Denver
- Choice to Green Bay through JAX
- 81...TE...Chris Cooley**.....Utah State
From New Orleans
- Choice to SF through NE and CHI
- Choice to New Orleans
- 151...OL...Mark Wilson**.....California
from Minnesota through ND
- Choice to Denver
- 180...OL...Jim Molinaro**.....Notre Dame
from Chicago
- Choice to TB through NO and DAL

2005

- 9...CB...Carlos Rogers**.....Auburn
- 25...QB...Jason Campbell**.....Auburn
(from Denver)
- Choice to New Orleans
- Choice to Denver
- Choice to Minnesota
- 120...FB...Manuel White**.....UCLA
(from Minnesota)
- Choice to Philadelphia
- 154...LB...Robert McCune**.....Louisville
(from Minnesota)
- 183...LB...Jarred Newberry**.....Stanford
- 222...FB...Nehemiah Broughton**.....The Citadel

2006

- Choice to San Francisco via Denver
- 35...LB...Rocky McIntosh**.....Miami (Fla.)
(from NY Jets)
- Choice to San Francisco
- Choice to Denver
- 153...OT...Anthony Montgomery**.....Minnesota
(from NY Jets)
- 173...S...Reed Doughty**.....Northern Colorado
Choice to NYJ via NYJ and DAL
- 196...DL...Kedric Golston**.....Georgia
(from Carolina)
- 230...OL...Kili Lefotu**.....Arizona
- 250...LB...Kevin Simon**.....Tennessee
(Compensatory Selection)

2007

- 6...G...S...LaRon Landry**.....LSU
Choice to SD through CHI and NYJ
- Choice to Denver
- Choice to San Francisco
- 143...LB...Dallas Sartz**.....USC
- 179...LB...H.B. Blades**.....Pittsburgh
- 205...QB...Jordan Palmer**.....UTEP
(from Chicago)
- 216...TE...Tyler Ecker**.....Michigan

2008

- Choice to Atlanta
- 34...WR...Devin Thomas**.....Michigan State
(from Oakland through ATL)
- 48...TE...Fred Davis**.....USC
(from Houston through ATL)
- 51...WR...Malcolm Kelly**.....Oklahoma
Choice to Atlanta
- 96...T...Chad Rinehart**.....Northern Iowa
(Compensatory Selection)
- Choice to Denver
- 124...CB...Justin Tryon**.....Arizona State
(from Tennessee)
- Choice to Atlanta
- 168...P...Durant Brooks**.....Georgia Tech
(from St. Louis)
- 180...S...Kareem Moore**.....Nicholls State
(from Denver through STL)
- 186...QB...Colt Brennan**.....Hawaii
Choice to St. Louis
- 242...DE...Rob Jackson**.....Kansas State
(Compensatory Selection)
- 249...S...Chris Horton**.....UCLA
(Compensatory Selection)

2009

- 13...LB...Brian Drakpo**.....Texas
Choice to Miami
- 80...CB...Kevin Barnes**.....Maryland
Choice to Detroit through NYJ
- Choice to Minnesota
- 158...LB...Cody Glenn**.....Nebraska
(from Minnesota)
- 186...LB...Robert Henson**.....TCU
Choice to Washington through MIN
- 221...FB...Eddie Williams**.....Idaho
(from Washington through MIN)
- 243...WR...Marko Mitchell**.....Nevada
(Compensatory Selection)

2010

- 4...T...Trent Williams**.....Oklahoma



- Choice to Philadelphia
- Yielded to supplemental (Jeremy Jarmon)
- 103...LB...Perry Riley**.....LSU
Choice to Atlanta through STL
- 174...FB...Dennis Morris**.....Louisiana Tech
(from Washington through MIA)
- Choice to St. Louis
- 219...WR...Terrence Austin**.....UCLA
(from Miami)
- 229...C...Erik Cook**.....New Mexico
(from New England)
- 231...T...Selvish Capers**.....West Virginia
(from PHI through DEN and NE)

2011

- Choice to Jacksonville
- 16...LB...Ryan Kerrigan**.....Purdue
(from Jacksonville)



- 41...DL...Jarvis Jenkins**.....Clemson
Choice to New Orleans
- 79...WR...Leonard Hankerson**.....Miami (Fla.)
(from Miami)
- Choice to Tampa Bay through PHI
- 105...RB...Roy Helu**.....Nebraska
(from Houston)
- Choice to Houston
- 146...S...DeJon Gomes**.....Nebraska
(from Miami)
- 155...WR...Niles Paul**.....Nebraska
(from New Orleans)
- 177...RB...Evan Royster**.....Penn State
- 178...WR...Aldrick Robinson**.....SMU
(from Houston)
- 213...CB...Brandyn Thompson**.....Boise State
- 217...DL...Maurice Hurt**.....Florida
(from Miami)
- 224...LB...Markus White**.....Florida State
(from Indianapolis)
- 253...NT...Chris Nelid**.....West Virginia
(Compensatory Selection)

DRAFT HISTORY

2012

- 2...QB... Robert Griffin III.....Baylor
(from St. Louis)
- Choice to Dallas through STL
- Choice to St. Louis
- Choice to Buffalo
- 71...G... Josh LeRibeus.....SMU
(from Buffalo)
- 102...QB... Kirk Cousins.....Michigan State
- 119...LB... Keenan Robinson.....Texas
(from Pittsburgh)
- 141...G... Adam Gettis.....Iowa
- 173...RB... Alfred Morris.....Florida Atlantic
(from Minnesota)
- Choice to Arizona
- 193...T... Tom Compton.....S. Dakota
(from Pittsburgh)
- 213...CB... Richard Crawford.....SMU
- 217...CB... Jordan Bernstine.....Iowa
(from Buffalo)

2013

- Choice to Atlanta through STL
- 51...CB... David Amerson.....N.C. State
- 85...TE... Jordan Reed.....Florida
- 119...S... Phillip Thomas.....Fresno State
- 154...RB... Chris Thompson.....Florida State
- 162...LB... Brandon Jenkins.....Florida State
(from New England)
- 191...S... Bacarri Rambo.....Georgia
- 228...RB... Jawan Jamison.....Rutgers

2014

- Choice to St. Louis
- Choice to Dallas
- 47...LB... Trent Murphy.....Stanford
(from Dallas)
- 66...T... Morgan Moses.....Virginia
- 78...G... Spencer Long.....Nebraska
(from Dallas)
- 102...CB... Bashaud Breeland.....Clemson
- 142...WR... Ryan Grant.....Tulane
- Choice to Tennessee
- 188...RB... Lache Seastrunk.....Baylor
(from Tennessee)
- 217...TE... Ted Bolser.....Indiana
- 228...K... Zach Hocker.....Arkansas
(from Tennessee)

2015

- 5...OL... Brandon Scherff.....Iowa



- 38...LB... Preston Smith.....Mississippi St.
- Choice to Seattle
- 95...RB... Matt Jones.....Florida
(from Seattle)
- 105...WR... Jamison Crowder.....Duke
- 112...OL... Arie Kouandjio.....Alabama
(from New Orleans through SEA)
- 141...LB... Martrell Spaight.....Arkansas
- 181...S... Kysheon Jarrett.....Virginia Tech
(from NY Jets through SEA)
- 182...CB... Tevin Mitchell.....Arkansas
- 187...WR... Evan Spencer.....Ohio State
(from New Orleans)
- 222...C... Austin Reiter.....South Florida

2016

- 21...WR... Josh Doctson.....TCU



- 53...LB/S... Su'a Cravens.....USC
- 84...CB... Kendall Fuller.....Virginia Tech
- Choice to New Orleans
- 152...DE... Matt Ioannidis.....Temple
(from New Orleans)
- Choice to NY Jets
- 187...QB... Nate Sudfeld.....Indiana
(from New Orleans)
- Choice to Tampa Bay
- 232...LB... Steven Daniels.....Boston College
(from Tampa Bay)
- 242...RB... Keith Marshall.....Georgia

2017

- 17...DL... Jonathan Allen.....Alabama



- 49...LB... Ryan Anderson.....Alabama
- 81...CB... Fabian Moreau.....UCLA
- 114...RB... Samaje Perine.....Oklahoma
(from NY Jets)
- 123...S... Montae Nicholson.....Michigan State
- 154...TE... Jeremy Sprinkle.....Arkansas
(from New Orleans)
- Choice to San Francisco
- 199...C... Chase Roullier.....Wyoming
(from Minnesota)
- Choice to Minnesota
- 209...WR... Robert Davis.....Georgia State
(from Houston)
- 230...LB... Josh Harvey-Clemons.....Louisville
(from Philadelphia through MIN)
- 235...CB... Joshua Holsey.....Auburn

2018

- 13...DL... Daron Payne.....Alabama
- Choice to San Francisco
- 59...RB... Derrius Guice.....LSU
(from New Orleans through SF)
- 74...T... Geron Christian.....Louisville
(from San Francisco)
- Choice to Kansas City
- 109...S... Troy Apke.....Penn State
(from San Francisco through DEN)
- Choice to Denver
- Choice to Denver
- 163...DL... Tim Settle.....Virginia Tech
(from Atlanta through DEN)
- Choice to Cleveland

- 197...LB... Shaun Dion Hamilton.....Alabama
(from Carolina through LAR)
- Choice to LA Rams
- 241...CB... Greg Stroman.....Virginia Tech
(from LA Rams)
- 256...WR... Trey Quinn.....SMU
(from Atlanta through LAR)

2019

- 15...QB... Dwayne Haskins.....Ohio State
- 26...LB... Montez Sweat.....Mississippi State
(From Indianapolis)



- Choice to Indianapolis
- 76...WR... Terry McLaurin.....Ohio State
- 112...RB... Bryce Love.....Stanford
(from Buffalo)
- 114...Choice to Green Bay
- 131...G... Wes Martin.....Indiana
(from Kansas City through Buffalo)
- 153...C... Ross Pierschbacher.....Alabama
- 173...LB... Cole Holcomb.....North Carolina
(Compensatory Selection)
- 206...WR... Kelvin Harmon.....North Carolina State
(Compensatory Selection)
- 227...CB... Jimmy Moreland.....James Madison
- 253...LB... Jordan Brailford.....Oklahoma State
(Compensatory Selection)

DRAFT HISTORY

FIRST SELECTIONS: PRE-COMMON DRAFT

Year	Rd.	Pos.	Player	School
1936	1	QB	Riley Smith	Alabama
1937	1	QB	Sammy Baugh	TCU
1938	1	B	Andy Farkas	Detroit
1939	1	T	I.B. Hale	TCU
1940	1	B	Ed Boell	NYU
1941	1	B	Forrest Evashevski	Michigan
1942	1	B	Ordan Sanders	Texas
1943	1	B	Jack Jenkins	Missouri
1944	1	B	Mike Micka	Colgate
1945	1	B	Jim Hardy	USC
1946	1	B	Cal Rossi	UCLA
1947	1	B	Cal Rossi	UCLA
1948	1	B	Harry Gilmer	Alabama
1949	1	FB	Rob Goode	Texas A&M
1950	1	HB	George Thomas	Oklahoma
1951	1	FB	Leon Heath	Oklahoma
1952	1	QB	Larry Isbell	Baylor
1953	1	QB	Jack Scarbath	Maryland
1954	1	TE	Steve Mellinger	Kentucky
1955	1	QB	Ralph Guglielmi	Notre Dame
1956	1	RB	Ed Vereb	Maryland
1957	1	FB	Don Bosseler	Miami
1958	2	RB	Mike Sommer	G. Washington
1959	1	QB	Don Allard	Boston College
1960	1	QB	Richie Lucas	Penn State
1961	1	QB	Norman Snead	Wake Forest
1962	1	RB	Ernie Davis	Syracuse
1963	1	TE	Pat Richter	Wisconsin
1964	1	RB	Charley Taylor	Arizona State
1965	2	T	Bob Breitenstein	Tulsa
1966	1	K	Charlie Gogolak	Princeton



Andy Farkas


FIRST SELECTIONS: COMMON DRAFT ERA

Year	Rd.	Pos.	Player	School
1967	1	FB	Ray McDonald	Idaho
1968	1	DB	Jim Smith	Oregon
1969	2	DB	Eugene Epps	UTEP
1970	2	DE	Bill Brundige	Colorado
1971	2	WR	Cotton Speyrer	Texas
1972	8	RB	Moses Denson	Maryland
1973	5	G	Charles Cantrell	Lamar
1974	6	TE	Jon Keyworth	Colorado
1975	5	RB	Mike Thomas	UNLV
1976	5	T	Mike Hughes	Baylor
1977	4	DE	Duncan McCall	Stanford
1978	6	RB	Tony Green	Florida
1979	4	TE	Don Warren	San Diego State
1980	1	WR	Art Monk	Syracuse
1981	1	T	Mark May	Pittsburgh
1982	2	CB	Vernon Dean	San Diego State
1983	1	CB	Darrell Green	Texas A&I
1984	2	DT	Bob Slater	Oklahoma
1985	2	CB	Tory Nixon	San Diego State
1986	2	DE	Markus Koch	Boise State
1987	2	CB	Brian Davis	Nebraska
1988	2	K	Chip Lohmiller	Minnesota
1989	3	DT	Tracy Rucker	Auburn
1990	2	LB	Andre Collins	Penn State
1991	1	DT	Bobby Wilson	Michigan State
1992	1	WR	Desmond Howard	Michigan
1993	1	CB	Tom Carter	Notre Dame
1994	1	QB	Heath Shuler	Tennessee
1995	1	WR	Michael Westbrook	Colorado
1996	1	T	Andre Johnson	Penn State
1997	1	DE	Kenard Lang	Miami
1998	2	TE	Stephen Alexander	Oklahoma
1999	1	CB	Champ Bailey	Georgia
2000	1	LB	LaVar Arrington	Penn State
2001	1	WR	Rod Gardner	Clemson
2002	1	QB	Patrick Ramsey	Tulane
2003	2	WR	Taylor Jacobs	Florida
2004	1	S	Sean Taylor	Miami
2005	1	CB	Carlos Rogers	Auburn
2006	2	LB	Rocky McIntosh	Miami
2007	1	S	LaRon Landry	Louisiana State
2008	2	WR	Devin Thomas	Michigan State
2009	1	LB/DE	Brian Drakpo	Texas
2010	1	T	Trent Williams	Oklahoma
2011	1	LB	Ryan Kerrigan	Purdue
2012	1	QB	Robert Griffin III	Baylor
2013	2	CB	David Amerson	N.C. State
2014	2	LB	Trent Murphy	Stanford
2015	1	DL	Brandon Scherff	Iowa
2016	1	WR	Josh Doctson	TCU
2017	1	DL	Jonathan Allen	Alabama
2018	1	DL	Da'Ron Payne	Alabama
2019	1	QB	Dwayne Haskins	Ohio State

HALL OF FAMERS

Since the Pro Football Hall of Fame opened its doors in Canton, Ohio, on Sept. 7, 1963, 326 players/coaches/administrators have been selected for enshrinement into the Pro Football Hall of Fame. The Redskins have 32 members enshrined, including most recently cornerback Champ Bailey in 2019.

INDUCTEE	POSITION/ROLE	REDSKINS TENURE	INDUCTION
Sammy Baugh	QB	1937-52	Charter Member in 1963
Earl "Curly" Lambeau	Coach	1952-53	Charter Member in 1963
George Preston Marshall	Founder	1932-1969	Charter Member in 1963
Bill Dudley	RB	1950-51, 53	Inducted in 1966
Cliff Battles	RB	1932-37	Inducted in 1968
Wayne Millner	E	1936-41, 45	Inducted in 1968
Turk Edwards	T	1932-40	Inducted in 1969
Vince Lombardi	Coach	1969	Inducted in 1971
Ray Flaherty	Coach	1937-42	Inducted in 1976
David "Deacon" Jones	DE	1974	Inducted in 1980
Sam Huff	LB	1964-67, 69	Inducted in 1982
Sonny Jurgensen	QB	1964-74	Inducted in 1983
Bobby Mitchell	FL	1962-68	Inducted in 1983
Charley Taylor	WR	1964-77	Inducted in 1984
Ken Houston	S	1973-80	Inducted in 1986
Stan Jones	DT	1966	Inducted in 1991
John Riggins	RB	1976-79, 81-85	Inducted in 1992
Joe Gibbs	Coach	1981-92 , 2004-06	Inducted in 1996
Paul Krause	S	1964-67	Inducted in 1998
George Allen	Coach	1971-77	Inducted in 2002
Darrell Green	CB	1983-2002	Inducted in 2008
Art Monk	WR	1980-93	Inducted in 2008
Bruce Smith	DE	2000-03	Inducted in 2009
Russ Grimm	OG	1981-91	Inducted in 2010
Deion Sanders	CB	2000	Inducted in 2010
Chris Hanburger	LB	1965-78	Inducted in 2011
Dave Robinson	LB	1973-74	Inducted in 2013
Andre Reed	WR	2000	Inducted in 2014
Dick Stanfel	G	1956-58	Inducted in 2016
Jason Taylor	DE	2008	Inducted in 2017
Bobby Beathard	General Manager	1978-88	Inducted in 2018
Champ Bailey	CB	1999-2003	Inducted in 2019



Bobby Mitchell (Class of 1983)



Art Monk (Class of 2008)

IMPORTANT DATES

The Start - July 9, 1932

George P. Marshall headed a group (Vincent Bendix, Jay O'Brien, Dorland Doyle) that bought a National Football League franchise in Boston. They contracted to play in Braves Field, home of the National League Baseball team, and were called "The Braves."

The Name

The Boston Gridders moved to Fenway Park, home of the American League Red Sox, and "The Braves" became "The Redskins."

The Franchise - Feb. 13, 1937

The Washington Redskins were officially born as the National Football League approved the transfer of the Boston Redskins franchise to Washington, D.C., and a new history began.

The Band - Aug. 9, 1937

The famed Redskins Band was founded and it was the first of its kind.

First Victory - Sept. 16, 1937


The First Game! The Franchise's Thursday night opener drew 19,941 fans to flood-lighted Griffith Stadium. Riley Smith scored on a 60-yard interception return, while the team added two field goals and an extra point to make the final score - Redskins 13, Giants 3.

First Title - Dec. 5, 1937

Ten thousand fans stomped up Broadway behind the brass band following the franchise's first title. In the game, Sammy Baugh completed 11-of-15 passes, while Cliff Battles had touchdown runs of 75 and 76 yards as the team routed the Giants, 49-14, for the Eastern Championship.

World Champs! - Dec. 12, 1937

Freezing weather, frozen field and the icy-nerved Bears couldn't stop Sammy Baugh (center below). He completed 17-of-33 passes for 335 yards and three touchdowns. Wayne Millner (right), the all-time Notre Dame great, finished with nine catches for 160 yards, including 77- and 55-yard touchdowns.



Westward Ho! - Aug. 2, 1939

The Redskins set forth on their first coast-to-coast football training trip. Training site: Eastern State Normal School in Cheney, Wash.

Zero Hour - Oct. 1, 1939

The Redskins and Giants battled in the mud and rain as the outcome wound up being a scoreless tie, the only scoreless tie in Redskins history.

Record Pass - Oct. 15, 1939

From the kick formation and standing deep in the end zone, Frank Filchock flipped a pass to Andy Farkas who went all the way for the touchdown. It was the longest pass play in National Football League history, 99 yards.

East Champs - Dec. 1, 1940

Miniature-sized Davey O'Brien of the Eagles completed 33 passes in 60 attempts, but the Redskins won 13-6 to clinch the Eastern Championship.

73-to-Ohhh! - Dec. 8, 1940

Despite the Redskins gaining the same number of first downs as the Bears in the World Championship Game at Griffith Stadium, the team lost 73-0.

California - Aug. 18, 1941

The Redskins brought pro football on a large scale to California for the first time. They established training quarters in San Diego at Brown Military Academy.

Title Escapes - Nov. 23, 1941

There were 50 seconds to go in the Eastern Championship Game and the Redskins held a 13-10 lead, but the Giants managed to score a field goal and a touchdown to win, 20-13.

Only Loss - Sept. 27, 1942

The Giants are unable to convert a first down, gained only ONE yard rushing and completed just ONE pass — but it was good for a touchdown. They then captured another touchdown on an interception and the Redskins suffered their only 1942 defeat, 14-7.

World Champs! - Dec. 13, 1942

The Bears took an early lead on an errant pass from center, but Sammy Baugh's 85-yard quick kick set them back on their heels. Wilbur Moore then made a vital interception and followed with a sensational catch for a 38-yard touchdown. Andy Farkas capped the victory by carrying the ball 10 of 12 times on an 80-yard touchdown drive. Score: 14-6.

Runner Up - Dec. 26, 1943

Sam Baugh suffered a concussion early, tackling Sid Luckman on a punt return and the Bears went on to win the NFL title, 41-21.

To a T - July 30, 1945

Redskins abandoned their double-wing formation and adopted the T-formation.

East Champs - Dec. 9, 1945

The Redskins had two straight shutouts, the first coming against the Steelers, 24-0, on Dec. 2 and the team defeated the Giants, 17-0, en route to an Eastern title.

One Point Shy - Dec. 16, 1945

In subzero weather, the Redskins lost the world title to the Rams, 15-14, on freakish plays. Baugh's pass from the end zone hit the goal-post for a safety (no longer allowed); and Bob Waterfield's try-for-point hit the crossbar and bounced over.

Charity Game - Sept. 6, 1946

The inaugural Redskins-Rams game benefiting the Los Angeles Times Charities, Inc. drew 68,188 to Memorial Coliseum and netted the Times Boys Club \$96,711.23.

High Note - June 13, 1947

The Redskins Band performed at the Philadelphia Inquirer's Famed Festival of Music alongside Whiteman, Waring and the Philharmonic.

Champs Trumped - Nov. 23, 1947

Fans cheered on Sam Baugh who thanked them with six touchdown tosses, routing the previous-champion Cards, 45-21.

First on TV - June 14, 1950

American Oil announced plans to televise all Redskins games - no other pro teams were on TV.

Baugh-to-Bach - Oct. 10, 1954

Dr. Howard Mitchell led his National Symphony Orchestra at mid-field in a halftime show.

IMPORTANT DATES

TD Torrent - Oct. 1, 1955

Twenty-one points in 137 seconds! The Eagles led 16-0 in the 3rd quarter when Brito recovered a fumble on the Eagles' 32 and LeBaron then passed to Janowicz for the touchdown. Torgeson recovered a fumble on Eagles 13 and Janowicz went on to score. The Redskins won, 31-30.

The Alumni - Oct. 15, 1958

The Redskins Alumni Association was established. Twenty-three former players residing here adopted a formal constitution and bylaws. They invited all non-resident ex-Redskins to join.

New Home - Dec. 12, 1958

Redskins signed a 30-year lease to play in a proposed D.C. Stadium that Congress gave the go-ahead to build.

Home Debut - Oct. 1, 1961

The first game in the new D.C. Stadium drew 37,767. The Redskins failed to hold a 21-7 lead and the Giants won, 24-21.

Redskins Trade for Mitchell - Dec. 14, 1961

The Redskins finalize an agreement to send their 1962 first overall draft pick, Heisman trophy winning back Ernie Davis, to the Cleveland Browns in exchange for future Pro Football Hall of Famer Bobby Mitchell.

Four of a Kind - Dec. 17, 1961

Dick James scored four touchdowns to set the Redskins single game scoring record in a 34-24 win over Dallas.

Sonny and Sam - 1964

The Redskins stunned the public by trading QB Norm Snead to the Eagles for veteran QB Sonny Jurgensen. The team then repeated the performance by shipping favorite Dick James to New York for Sam Huff.

A Sunny Day - Oct. 11, 1964

Sonny Jurgensen out-dueled Norm Snead by throwing four touchdowns against the Eagles in the first meeting of the traded quarterbacks.

Record Rally - Nov. 28, 1965

Sonny Jurgensen sparked the then-largest comeback win in team history. Down 21-0, the Redskins recorded a 34-31 victory over the Cowboys as Sonny passed for over 400 yards and three touchdowns.

Graham Era - Jan. 25, 1966

The Redskins hired former Cleveland star, Otto Graham, as their Head Coach and General Manager.

TD Jamboree - Nov. 27, 1966

The Redskins and Giants scored the most points in NFL history as they tied or set many team and league records in Washington's rout of New York, 72-41.

Record Breakers - 1967

Sonny Jurgensen set new Redskins and NFL passing records for most attempts, completions, and yards in a season. Receivers Charley Taylor, Jerry Smith and Bobby Mitchell finished first, second and fourth in the League; it was the highest ever by receivers on the same team.

Lombardi Hired - Feb. 7, 1969

The unbelievable happened - Vince Lombardi left Green Bay to become the head coach of the Redskins.

George Preston - Aug. 9, 1969

George Preston Marshall, founder of the Washington Redskins, died at his home at the age of 72.

A Winning Season - Dec. 14, 1969

The Redskins defeated New Orleans by a score of 17-14 to ensure their first winning season since 1955. The victory also continued Coach Lombardi's record of never having coached a losing NFL team.

Lombardi Dies - Sept. 3, 1970

The sports world grieves the death of Vincent T. Lombardi, Head Coach and Executive Vice President of the Redskins.

1,000-Yard Club - Dec. 13, 1970

Larry Brown, on the second offensive play of the game against the Eagles and needing four yards to break the 1,000-yard barrier, gained 12 yards to become the first Redskin in history to become a member of the 1,000-yard club.

NFL Rushing Champ - Dec. 20, 1970

Larry Brown ended the season as the top rusher in the NFL with a total of 1,125 yards on 237 attempts for a 4.7 avg. He was the first Redskin since Cliff Battles in 1937 to win the rushing title.

Allen Hired - Jan. 6, 1971

George Allen, winningest coach in the NFC, was named the Redskins' Head Coach and General Manager.

A New Home - June 2, 1971

Groundbreaking ceremonies were held for the Redskins new home, Redskins Park, near Dulles Airport.

Future is Now - 1971

Allen guided the Redskins to the most wins, nine, in 29 years with a 9-4-1 record. It was the first time in 29 years that the Redskins earned a championship playoff game.

Coach of the Year - 1971

George Allen was voted NFL and NFC "Coach of the Year."

NFC Champions - 1972

The Redskins won their first title in 30 years with a convincing 26-3 win over the defending World Champion Dallas Cowboys in RFK Stadium, following a 16-3 playoff victory over Green Bay. The Redskins lost 14-7 to Miami in Super Bowl VII in the L.A. Coliseum.

Player of Year - 1972

Larry Brown, honored by all selections as NFL "Player of Year," won NFC rushing title by setting a new Redskins rushing record with his 1,216 yards.

NFC Coach of the Year - 1972

For a second year in a row, George Allen awarded "Coach of Year" honors.

4th Straight Playoffs - 1974

For the fourth consecutive year, George Allen's "Over the Hill Gang" reached the playoffs.

Jurgensen Retires - May 1, 1975

Quarterback Sonny Jurgensen retired after playing for 18 seasons in the NFL, 11 in a Redskins uniform.

All-Time Receiver - Dec. 21, 1975

Redskins wide receiver Charley Taylor became the all-time receptions leader in NFL history with his 634th career catch coming against the Eagles in the season's finale.

Milton King Dies - Jan. 23, 1976

Milton King, vice president and treasurer of the Redskins, died at the age of 85.

Return to Playoffs - 1976

By winning the final four games, including wins at Dallas and at St. Louis, the Redskins made the playoffs for the fifth time in six years under Allen.

IMPORTANT DATES

Pardee Hired - Jan. 24, 1978

Jack Pardee, former Redskins player and coach, was named the 19th head coach in Redskins history.

Presidential Visit - Oct. 2, 1978

President Jimmy Carter became the second President ever to attend a regular season NFL game when he and Mrs. Carter, along with son Chip and wife Caron, saw the Monday night Cowboys-Redskins clash.

Off to the Races - 1978

By winning the first six games, including wins over rivals Dallas and St. Louis and playoff bound New England, the Redskins enjoyed their best start in over 35 years.

Good News, Bad News - 1979

The 10-6 record was the ninth consecutive year that the Redskins finished .500 or better. Both the division title and wild card playoff game were lost in the final seconds of the game in Dallas, 35-34.

100 Straight - 1980

The Redskins extended the NFL's longest consecutive streak of sellouts to 100, dating back to 1966.

Gibbs Hired - Jan. 13, 1981

Joe Gibbs, offensive coordinator of the San Diego Chargers, became the 20th head coach in Redskins history.

Finishing Kick - 1981

Victorious in 8 of their final 11 games, Coach Gibbs and his Redskins set or tied 13 club records.

Huff Inducted - Aug. 7, 1982

Former Redskin and Giant Sam Huff was inducted into the Pro Football Hall of Fame.

A New Beginning - Sept. 12, 1982

With the 0-5 start of a year ago, the 0-4 preseason fresh on everyone's mind, Mark Moseley lifted the burden with a 26-yard overtime field goal to give the Redskins a victory over Philadelphia. Moseley had only minutes earlier sent the game into overtime with a 48-yard field goal.

Hogs Take Their Bows - Jan. 15, 1982

The celebrated Hogs created enough holes in the Viking defense for John Riggins to plow for a Redskins playoff record 185 yards, leading Washington to a 21-7 win and a spot in the NFC Championship. Before leaving the game, Riggins gallantly bowed to the 54,000-plus Redskins faithful who roared in approval.

Strike! - Sept. 21, 1982

The NFL players walked out in a strike that would last until Nov. 17. In all, eight games were missed, seven cancelled.

Holy Moseley! - Dec. 19, 1982

With time running out, the game on the line, with an NFL record at stake, Mark Moseley beat the Giants by booting his 21st straight field goal in a snowy RFK Stadium. The kick broke Garo Yepremian's record of 20 consecutive field goals made and gave the Redskins a 15-14 win. Also, in the game, John Riggins became only the fifth back in NFL history to exceed 2,000 carries (Payton, Simpson, Brown, and Harris are the others).

A Whitewash - Jan. 2, 1983

For the first time since 1980, the Redskins post a shutout by beating the Cardinals 28-0. Their 8-1 record was the best in the NFC, giving them home-field advantage throughout the playoffs. The 128 points given up by the Redskins defense is the fewest in the NFL.

Sweet Revenge - Jan. 22, 1983

The Redskins avenged their only loss of the season, setting back the Cowboys, 31-17, to reach their second Super Bowl, and first in 10 years.

Super Bowl Win! - Jan. 30, 1983

The Redskins won Super Bowl XVII downing the Dolphins 27-17. Their win streak reached eight, and 15 of 16 and 20 of 24 over two seasons. Jack Kent Cooke accepted the Super Bowl Trophy from Pete Rozelle in the locker room as MVP Riggins boasts, "Ron may be President, but for tonight, I'm King." The Redskins' 12-1 record was the fifth best NFL mark in the last 50 years, and their best ever.

Hails from the Chief - Jan. 31, 1983

President Reagan and Mrs. Reagan were at Dulles Airport to greet the World Champion Redskins as they arrived back from California.

Parade of Stars - Feb. 3, 1983

The entire city of Washington celebrated as the Redskins paraded before some 500,000 fans in a downtown ceremony amidst pouring rain. Coach Gibbs holds up the Super Bowl Trophy and proclaimed, "This is for you."

High Honors - 1983

Joe Gibbs was named Coach of the Year. Mark Moseley was the first special teams player in history named NFL MVP by Associated Press, Joe Theismann was Miller Man of the Year, and five Redskins [the most since 1972] were named to the Pro Bowl: Moseley, Theismann, Tony Peters, Charlie Brown and Mike Nelms. Later, Bobby Beathard was named Executive of the Year. And Riggins, who had four straight 100-yard rushing playoff games, the first ever to do so, won a car as Super Bowl MVP.

Jurgy to Mitch - July 30, 1983

Former Redskin greats — quarterback Sonny Jurgensen and receiver Bobby Mitchell — were inducted into Pro Football's Hall of Fame.

Monday Night Fever - Oct. 1, 1983

The Redskins lost 48-47, in the highest scoring game in night football history. The Redskins and the Packers combined for over 1,000 yards of total offense.

The Diesel Keeps On Trucking - Nov. 20, 1983

John Riggins set an NFL record as his consecutive games with rushing touchdowns reached 12 while notching his 19th touchdown of the year to tie that NFL mark. John's streak ended at 13 consecutive games while he went on to establish an NFL record 24 touchdowns.

Doomsday Showdown - Dec. 11, 1983

Dressed in army fatigues, the Redskins marched into Dallas to do battle. The result was a convincing 31-10 victory in Dallas to gain sole possession of first place in the NFC East. It was a game that saw Tony Dorsett held to 34 yards on 14 carries (one yard on five carries in the second half) and scores from four different Redskins.

Alone on a Hill - Dec. 17, 1983

For the second year in a row, the Redskins finished with the best record in the NFL. Their 31-22 victory over the Giants capped a remarkable 14-2 regular season. It was the first time in the history of the League that an NFC team compiled so many victories.

One-Two Punch - 1983

Mark Moseley's NFL kick scoring record of 161 points, and Riggins' total of 144 points, topped the entire NFL. It was the first time since 1951 that the number one and two scorers played on the same team. Their total of 305 points surpassed the totals of eight other clubs.

Ring Out the Rams - Jan. 1, 1984

The Redskins rang in the New Year by drubbing the L.A. Rams 51-7 in the most lopsided playoff game in 26 years. The team set or tied 13 club playoff marks with the 44-point margin of victory, the greatest in the 47-year history of the Redskins.

IMPORTANT DATES

Three of a Kind - 1985

The 10 victories marked a third consecutive season the Redskins won 10 or more games, equaling a club-best streak set from 1972-74. The 35 wins in those three seasons were a club record for wins over a three-year period. Threes were also meaningful for offensive linemen Joe Jacoby and Russ Grimm, who each earned a third consecutive trip to the Pro Bowl. Receiver Art Monk (91 catches) went for a second straight time.

Happy Birthday - Feb. 13, 1986

The Washington Redskins entered their 50th season in the Nation's Capital, celebrating the franchise's move from Boston to Washington.

Rally Ho - 1986

Headed by Coach Ray Flaherty of the 1937 World Champions, former players and coaches gathered to kickoff the 1986 season.

Little Mr. Big - Oct. 27, 1986

WR Gary Clark accounted for 241 receiving yards (on 11 catches) to break teammate Art Monk's club record on Monday Night TV.

Showdown - Nov. 23, 1986

Eager to avenge their first loss of 1986, the Redskins came out smokin' against Dallas. The 34-0 first half lead marked the most points the Cowboys had ever allowed in a single half of play. The Redskins 41-14 win was their most points ever against the Cowboys.

Gibbs Gets #70 - Jan. 3, 1987

Head Coach Joe Gibbs became the winningest coach in Redskin history, gaining his 70th win as the team defeated the Bears 27-13 in a divisional playoff.

A Giant Step - Jan. 11, 1987

With 15 new faces on the roster, the Washington Redskins played in their third NFC Championship game in five years.

Pro Bowlers, Again - Feb. 1, 1987

Hogs Russ Grimm and Joe Jacoby returned to the Islands of Hawaii for the fourth consecutive season. Joined by Art Monk, Darrell Green, Gary Clark, Dexter Manley, and Jay Schroeder, the Redskins equaled a club record seven participants in the annual classic.

NFLPA Strike - 1987

NFL players walked out following the second week of the regular season.

Perfect - Oct. 19, 1987

Redskins "replacement" players closed out their season with a perfect 3-0 mark. The team held on to defeat Dallas, 13-7, in Texas Stadium.

Relief Pitcher - Dec. 26, 1987

Quarterback Doug Williams connected on 11-of-22 for 217 yards and two touchdowns in Minnesota. The 27-24 overtime victory is highlighted by a Ricky Sanders 51-yard catch-and-run to force sudden death. Haji-Sheikh kicks the game winner.

The Bear Facts - Jan. 10, 1988

For the second consecutive season, the 'Skins traveled to Chicago for a divisional playoff game. After trailing 14-0 in the second quarter, the team rallied to win 21-17. Darrell Green provided the game-winning points on an electrifying 52-yard punt return, as the Redskins advanced to the NFC Championship Game for the fourth time in six seasons.

NFC Champs! - Jan. 17, 1988

The Redskins are 17-10 victors over the Minnesota Vikings as Doug Williams connected with Gary Clark to break a 10-10 fourth quarter deadlock. Washington became the first team to advance to the Super Bowl three times in the 1980s.

World Champs! - Jan. 31, 1988

Twenty Super Bowl records were broken en route to a 42-10 decision over the Denver Broncos. Quarterback Doug Williams is named the game's MVP as he connected on 18-of-29 for a record 340 yards. His four touchdown passes tie another record as the team scores five times in five possessions in the second quarter alone.

100 Wins - Dec. 10, 1989

Joe Gibbs registered his 100th career win as head coach of the Redskins as the team defeated San Diego, 26-21. Only six other coaches reached 100 wins faster than Gibbs.

Monk Moves Up - Dec. 10, 1989

Art Monk moved into third place on the all-time NFL receiving list, ahead of friend and receivers coach Charley Taylor, in Washington's 26-21 win vs. San Diego.

A Lion of a Comeback - Nov. 4, 1990

The Redskins equaled the greatest comeback in club history with a 41-38 overtime win at Detroit. Down by 21 points in the third quarter and 17 points entering the fourth, Jeff Rutledge rallied the Skins by passing for 363 second-half yards (30-42). The game winning points came on a Chip Lohmiller 34-yard field goal in overtime.

700 Catches - Nov. 18, 1990

Art Monk became only the third player in NFL history to catch 700 passes when he hauled in four receptions against the Saints in RFK.

Ring in the New Year - Jan. 5, 1991

The Redskins pushed their playoff record to 12-3 under Joe Gibbs with a solid team effort 20-6 win over the Eagles at Veterans Stadium.

Perfect Start - 1991

For the first time in franchise history, the Redskins opened the year with 11 straight victories.

One of the Best - 1991

The Redskins became only the sixth team in NFL history to record 17-or-more wins in a single season by posting a 17-2 overall mark (best in team history).

Hog Protection - 1991

In 16 games, the "Hogs" allowed a league-low and club-record nine sacks. It was the third lowest total in NFL history.

A Class Act - Dec. 22, 1991

Art Monk becomes only the second player in NFL history to catch 800 passes when he caught five passes in the season finale at Philadelphia.

NFC Champs - Jan. 12, 1992

For the fourth time under Joe Gibbs, and the fifth time in franchise history, the Redskins returned to the Super Bowl with a 41-10 win over Detroit in the NFC title game.



IMPORTANT DATES

World Champs! - Jan. 26, 1992

The Redskins claimed their third Super Bowl win under Gibbs. The Skins knocked out Buffalo 37-24 and Mark Rypien was named Super Bowl MVP after completing 18 passes and throwing two touchdowns. Gary Clark and Art Monk both caught seven passes, with Clark gaining 114 yards and one TD, and Monk adding 113 yards. Brad Edwards had two interceptions and the defense sacked Bills QB Jim Kelly five times.



Pro Bowl Record - Feb. 2, 1992

The Redskins set a club record with eight players earning a selection to the Pro Bowl. Jim Lachey and Darrell Green were named starters, while Gary Clark, Chip Lohmiller, Charles Mann, Earnest Byner and Mark Schlereth also were named to the NFC squad.

New Redskin Park Opens - Aug. 24, 1992

The Redskins moved into their new training complex set on a picturesque 160 acres in Loudoun County, Va. The building is more than 70,000 square feet to complement four practice fields.

Monk is #1 - Oct. 12, 1992

Art Monk became the NFL's all-time leading pass receiver against Denver on Monday Night in Week 5. His 820th career catch was a 10-yarder with 3:12 remaining in the 4th quarter.

Joe Gibbs Resigns - March 5, 1993

After 12 seasons guiding the Redskins to four Super Bowls, three titles, a 16-5 playoff mark and a 140-65 career record, Joe Gibbs stepped down as head coach. Richie Petitbon is hired as the 21st coach in club history.

Turner Hired - Feb. 2, 1994

Norv Turner, offensive coordinator of the Dallas Cowboys, became the 22nd coach in "Skins history.

Coleman Becomes All-Time Leader - Oct. 9, 1994

Linebacker Monte Coleman played in his 206th career game as a Redskin breaking Art Monk's team record for games played. Monte, tied with Sammy Baugh for most seasons as a Redskin with 16, ended his career with 216 games played. Darrell Green would take over the record in 1998.

Pro Bowl Skins - 1994

Linebacker Ken Harvey and punter Reggie Roby earned selection to the NFC squad. Harvey led the NFC in sacks with 13.5 and Roby became the first Redskins punter selected to the Pro Bowl since Sam Baker in 1958.

BIG Upset Wins - Oct. 1, 1995

Washington's 27-23 win over 13-point favorite Dallas was the Redskins' biggest upset win since defeating the Cowboys, 34-31, on December 11, 1986. The Redskins were 17-point underdogs in the rematch at Texas Stadium, but came up with a 24-17 win. It was the biggest upset win in the NFL since 1980.

Pro Bowlers - 1995

Linebacker Ken Harvey earned his second straight starting assignment in the Pro Bowl, while kick/punt returner Brian Mitchell was honored with his first Pro Bowl selection. Mitchell led the NFC

in kickoff returns with a 25.6-yard average and was second in the NFL in punt returns (12.6-yard average).

Redskins Stadium - March 13, 1996

Redskins owner Jack Kent Cooke, Maryland Gov. Parris N. Glendening and Prince George's County Executive Wayne Curry signed a contract paving the way for the immediate start of construction for the new home of the Redskins in Prince George's County.

Gibbs To Hall - July 27, 1996

Joe Gibbs is inducted into the NFL Hall of Fame.

Allen Passes Riggo - 1996

Terry Allen rushed past John Riggins' single-season rushing record, gaining 1,353 yards. Allen also led the NFL in touchdowns with 21 TDs.

Pro Bowlers - 1996

The Redskins sent their largest amount of representatives to the Pro Bowl since the 1991 season, when running back Terry Allen, quarterback Gus Frerotte, cornerback Darrell Green, linebacker Ken Harvey and punter Matt Turk made the trip to Hawaii.

So Long RFK - Dec. 16, 1996

The Redskins played their final home game at Robert F. Kennedy Memorial Stadium against the Dallas Cowboys. With Redskin greats from the past on hand, the 'Skins defeated the Cowboys 37-10. The Redskins finished 173-102-3 at RFK, including 11-1 in the playoffs.

Jack Kent Cooke Passes Away - April 6, 1997

Jack Kent Cooke, only the second owner in Redskins history, died of congestive heart failure at the age of 84. At his memorial service, John Kent Cooke, Sr. announced the new stadium would be called Jack Kent Cooke Stadium.

Big Jack Opens - Sept. 14, 1997

The Redskins christen Jack Kent Cooke Stadium in style with a 19-13 overtime win over the Arizona Cardinals. In overtime, rookie Kenard Lang forced a fumble that was recovered at the Cardinals 35-yard line. Two plays later Gus Frerotte threw a 40-yard scoring strike to a leaping Michael Westbrook in the end zone.

Green is Tops - Dec. 13, 1997

Cornerback Darrell Green played in his 217th career game as a Redskin breaking Monte Coleman's team record for games played.

Pro Bowlers - 1997

Darrell Green earns his seventh Pro Bowl selection in his 15th season. He is also joined by fellow cornerback Cris Dishman, while linebacker Ken Harvey is selected for the fourth straight year and punter Matt Turk makes his second straight appearance.

Mitchell Joins Brown - 1998

Brian Mitchell led the NFL in total combined net yards for the fourth time joining Hall of Famer Jim Brown as the only players in NFL history to lead the league in total combined net yards four times.

Skip-In to the End Zone - Dec. 13, 1998

Rookie running back Skip Hicks sets a Redskins rookie record with eight rushing touchdowns, breaking Don Bosseler's record of seven set in 1957.

Redskins Sold - May 25, 1999

Daniel M. Snyder gained unanimous approval (31-0) from league owners to become the fourth owner in franchise history. Snyder buys the team for a record \$800 million - the most ever for an American sports franchise.

Welcome to FedExField - Nov. 21, 1999

The Washington Redskins partner with Federal Express Corporation, re-naming Jack Kent Cooke Stadium, FedExField.

IMPORTANT DATES

'Skins Win East - Dec. 26, 1999

The Redskins overcame a 10-point fourth quarter deficit to defeat the 49ers 26-20 in overtime. The win gave the 'Skins their first NFC East crown since 1991.

Records Fall - 1999

Brad Johnson completed the season with 316 completions - most ever by a Redskin. His 4,005 yards and 519 attempts are second in club history. Stephen Davis' 1,405 yards are the most ever by a Redskin. He led all NFC rushers, and earned his first birth to the Pro Bowl. Darrell Green increases his team records with his 50th interception and played in his 250th Redskin game.

Leadership Council - Jan. 2000

Owner Daniel M. Snyder introduced the Washington Redskins Leadership Council, the Redskins' foundation.

Homeward Bound - July 20, 2000

The Redskins open training camp at home for the first time, welcoming fans to Redskin Park in Ashburn, Va.

Redskins Recognized - Aug. 24, 2000

Redskin alums Joe Gibbs, Dexter Manley and Art Monk are inducted into the Redskins Ring of Fame.

Turner Out, Robiskie In - 2000

Norv Turner was dismissed as Redskins Head Coach after 13 games. Terry Robiskie was named interim head coach to finish out the season on Dec. 4, 2000.

Centers Sets Mark - Dec. 24, 2000

Larry Centers became the NFL's all-time leader in catches by a running back with 685 receptions.

Smith "Sacks" the Record Books - Dec. 24, 2000

Bruce Smith sets NFL record with his 13th 10-sack season.

NFL Attendance Record - 2000

The Redskins set an NFL record for attendance with a season total of 647,424. Average home attendance at FedExField was 80,928.

Schottenheimer Takes Command - Jan. 3, 2001

Marty Schottenheimer signed on as the franchise's 24th head coach.

Return to Carlisle - July 29, 2001

Redskins returned to Dickinson College in Carlisle, Pa., for training camp after a six-year hiatus, re-establishing a 32-year summer tradition (1963-94).

Redskins Relief Fund - Sept. 13, 2001

The Washington Redskins announced the establishment of the Redskins Relief Fund for the benefit of families of the victims of the September 11th tragedy at the Pentagon. Over the course of the season, the Redskins raised over \$700,000.

Redskins Make NFL History - Nov. 25, 2001

Washington set an NFL record, becoming the first team in history to win five consecutive games after losing their first five. The Redskins would go on to win eight of the last 11 games, following the 0-5 start.

More Records for Davis - Jan. 6, 2002

Stephen Davis became the first Redskin in team history to rush for more than 1,000 yards for three consecutive seasons. He finished the 2001 campaign rushing for 1,432 yards on 356 carries, both career and team single-season records for the Pro Bowl running back.

Arrival of Head Ball Coach - Jan. 14, 2002

Owner Daniel M. Snyder announced former Heisman Trophy winner and offensive genius Steve Spurrier as the Washington Redskins 25th head coach. Marvin Lewis, with his proven track record of defensive success, is brought on board shortly thereafter as assistant head coach and defensive coordinator, making the Redskins a dangerous foe on both sides of the ball.

Allen Voted to the Hall - Feb. 2, 2002

George Allen, who coached the Washington Redskins from 1971 to 1977 and posted a record of 67-30-1 and led them to two NFC Championships, was voted into the NFL Hall of Fame. Allen, after being named one of the 70 Greatest Redskins of all time, was enshrined in the Hall on Aug. 4, 2002.

Kickoff Overseas - Aug. 3, 2002

Head Coach Steve Spurrier made his Redskins debut in a 38-7 victory over the San Francisco 49ers in the 2002 American Bowl in Osaka, Japan. The Redskins finished the game with 479 yards of offense, including 434 passing yards.

Off to a Good Start - 2002

Washington finished out the preseason with a 4-1 mark, setting a Redskins record with 164 preseason points. The previous team record was 156 points, set in 1975 in six games.

Naming 70 Greats - June 13, 2002

The 70 Greatest Redskins in team history were announced in June by a blue-ribbon panel, which selected the Washington Redskins' leading on-field contributors in celebration of the franchise's 70th Anniversary. Spanning the entire history of the team, since its founding in Boston in 1932, the 70 Greatest Redskins encompassed three head coaches and 67 players.

70th Anniversary Weekend - Oct. 2002

The 70 Greatest Redskins were honored in a weekend of festivities, culminating in a special halftime ceremony during a 31-26 Redskins victory over the Indianapolis Colts. The celebration reunited the 70 Greats with a black-tie gala event, an alumni and media brunch, dinner party and pre-game barbeque at FedExField. The anniversary season was also commemorated through "retro" uniforms worn at home games all year, featuring a one-season return to the team's spear-and-feather helmet logo, as well as jersey and pants colors and design that reflected back to the 1960s midpoint of the Redskins storied history.

Green's Last Game - Dec. 29, 2002

Darrell Green concluded his 20th and final season with the Redskins and the NFL, defeating the longtime rival Dallas Cowboys, 20-14. During his 20 years, Green set an NFL record for consecutive seasons with at least one interception (19) and a Redskins team record for regular season games played (295) and started (258). In a special pre-game ceremony at the Dallas game, Green was honored by his teammates and by fans. His name was also added to the Ring of Fame.

Downright Defensive - 2002

Under the guidance of assistant head coach and defensive coordinator Marvin Lewis, the Redskins finished the season ranked 5th in the NFL in total defense, an improvement from 10th during the 2001 season. The Redskins defense ranked in the league's top-10 for the last three seasons.

Consistently Coles - Oct. 12, 2003

With his six receptions against Tampa Bay, Laveranues Coles set a modern day NFL record for at least five receptions in 19 consecutive games.

Bruce Sacks Record - Dec. 7, 2003

Bruce Smith broke the NFL all-time sack record against the Giants. Smith finished his career with an impressive 200 sacks.

IMPORTANT DATES

Spurrier Resigns - Dec. 30, 2003

Washington Redskins Steve Spurrier resigned as the 25th Head Coach in franchise history.

Gibbs Returns - Jan. 7, 2004

Redskins Owner Daniel M. Snyder announced that Joe Gibbs would return as Head Coach.

500th Win - Sept. 12, 2004

The Washington Redskins earned the 500th franchise victory, defeating Tampa Bay 16-10.

Gibbs - Oct. 23, 2005

Head Coach Joe Gibbs earned his 150th overall victory against the San Francisco 49ers, with a decisive 52-17 win.

Franchise Records - 2005

Wide receiver Santana Moss and running back Clinton Portis both set Redskins records at their respective positions. Moss broke Bobby Mitchell's record for most receiving yards in a season with 1,483. The previous mark was 1,436 set in 1963. Portis set a new record for rushing yards in a season with 1,516, previously held by Stephen Davis with 1,432 yards in 2001. Portis also recorded a franchise-high nine 100-yard rushing games in 2005.

Playoff Win - Jan. 7, 2005

The Redskins earned their first playoff victory since 1999, defeating the Tampa Bay Buccaneers by a score of 17-10 in the NFC Wild Card Playoff game in Tampa Bay.

Taylor Tragedy - Nov. 27, 2007

Redskins Pro Bowl safety Sean Taylor died one day after he is shot by an intruder in his Miami home. Taylor's death devastated coaches and teammates. Meanwhile, fans created a memorial outside the Redskins Park facility honoring Taylor's memory.

In Taylor's Memory - Dec. 2, 2007

Sadness swept over FedExField as the Redskins organization and its fans mourned the tragic death of safety Sean Taylor just five days earlier. Fans left flowers, cards and mementos at a makeshift memorial outside the stadium. The team hosted a pre-game tribute to Taylor, including a moving four-minute video on the Jumbotron. The Redskins lost to the Buffalo Bills, 17-16, but this was a day devoted to the memory of Taylor. A day after the game, the entire Redskins organization traveled to Miami for Taylor's funeral.

Gibbs Retirement - Jan. 8, 2008

Citing a need to spend more time with family, 67-year-old Hall of Fame Coach Joe Gibbs announced his retirement as Head Coach and President of the Washington Redskins.

Zorn Hired - Feb. 10, 2008

Redskins Owner Daniel M. Snyder welcomed Jim Zorn, a long-time Seattle Seahawks quarterback and assistant coach, as the franchise's 27th head coach, ushering in a new chapter in Redskins history.

Monk and Green Inducted - Aug. 2, 2008

Wide Receiver Art Monk and cornerback Darrell Green are inducted into the Pro Football Hall of Fame.

Zorn's First Win - Sept. 14, 2008

Head Coach Jim Zorn registered his first NFL victory as the Washington Redskins defeated the New Orleans Saints 29-24 in the regular season opener at FedExField.

Taylor Honored - Nov. 30, 2008

Sean Taylor was honored and placed in the Redskins Ring of Fame in an emotional pregame ceremony prior to the Redskins vs. Giants game. Taylor became the 43rd member to be inducted. Taylor's father Pedro, fiancé Jackie, daughter Jackie and mother Donna were present to celebrate the life and accomplishments of Taylor in front of a capacity crowd at FedExField.

Bruce Smith Inducted - Aug. 8, 2009

Defensive End Bruce Smith is inducted into the Pro Football Hall of Fame.

Allen Hired - Dec. 17, 2009

Bruce Allen, son of Pro Football Hall of Famer and Redskins legend George Allen, is hired as Executive Vice President/General Manager.

Shanahan Takes Over - Jan. 6, 2010

Mike Shanahan, who won consecutive Super Bowls following the 1997 and 1998 seasons with the Denver Broncos, is hired as the Redskins' Executive Vice President/Head Coach.

Russ Grimm Inducted - Aug. 7, 2010

Russ Grimm becomes the first member of the beloved Hogs inducted into the Pro Football Hall of Fame.

Shanahan's First Win - Sept. 12, 2010

Head Coach Mike Shanahan registered his first victory with the Redskins on Sunday Night Football at home against the division rival Dallas Cowboys, 13-7. Linebacker Brian Orakpo's pass rush drew a holding penalty that negated a Cowboys' touchdown on the final play of the game, giving the Redskins the win.

DeAngelo Hall Ties Interception Record - Oct. 24, 2010

Cornerback DeAngelo Hall tied an NFL record and Redskins record by totaling four interceptions against the Chicago Bears at Soldier Field in Week 7. He became the 19th NFL player and third Redskin to accomplish this feat in a game.

DeAngelo Hall Named Pro Bowl MVP - Jan. 30, 2011

Cornerback DeAngelo Hall, appearing in his third Pro Bowl, was named the game's MVP after he recorded an interception and returned a fumble 34 yards for a touchdown.

Hall of Fame Hanburger - Aug. 6, 2011

Legendary linebacker Chris Hanburger is inducted into the Pro Football Hall of Fame.

10th Year Anniversary of 9/11 - Sept. 11, 2011

The Redskins honor the victims of the Sept. 11, 2001 tragedy on the 10th anniversary of the terrorist attacks as the team hosts the New York Giants at FedExField in the 2011 season opener. Gen. Colin Powell tosses the ceremonial coin as the Redskins open the 2011 season with a 28-14 win against the eventual Super Bowl Champion Giants.

Chris Cooley Becomes Top Tight End - Sept. 11, 2011

Tight end Chris Cooley recorded two receptions against the New York Giants in the 2011 season opener to pass Jerry Smith for the franchise lead in receptions by a tight end.

Burgundy and Gold Goes Green - Sept. 18, 2011

The Redskins launch 8,000 solar panels at FedExField prior to the team's 22-21 win against the Arizona Cardinals. The panels were installed to be capable of meeting the stadium's power needs on non-game days and providing up to 20 percent of the needed electricity on game days – the equivalent of providing 300 homes with energy for a full year.

Richie Petitbon Recognized - Dec. 24, 2011

Former Redskins player and coach Richie Petitbon is inducted as the 45th member of the team's Ring of Fame.

Blockbuster Trade - March 10, 2012

The Redskins and the St. Louis Rams officially announce that they have agreed to a trade that gives Washington the rights to the No. 2 overall pick in the 2012 NFL Draft. The league formally approved the deal on March 14. On April 26, the Redskins go on to select eventual AP Offensive Rookie of the Year Robert Griffin III with that pick.

IMPORTANT DATES

Celebrating 80 Years - May 10, 2012

From the inside of the newly built Redskins Indoor Training Facility, the Redskins launch their 80th Anniversary celebration. The organization would spend the offseason touring the D.C., Maryland and Virginia areas as part of its "Thank You Tour" to commemorate the anniversary with the fans. The event also featured the debut of the team's 1937-inspired alternate uniforms as well as the start of voting for the 10 newest additions to the 80 Greatest Redskins.

Clinton Portis Officially Retires - Aug. 23, 2012

Running back Clinton Portis officially announces his retirement from the NFL in a press conference at Redskins Park. He exited the NFL ranking second in Redskins history in rushing yardage (6,824), carries (1,667) and rushing touchdowns (46).

Welcome to the NFL, Rookie - Sept. 9, 2012

In Week 1 at New Orleans, Robert Griffin III becomes the first rookie to start at quarterback for the Redskins in Week 1 since Norm Snead on Sept. 17, 1961. Griffin III becomes the first player in NFL history to compile 300-plus passing yards, two or more passing touchdowns and no interceptions in an NFL debut, leading Washington to a 40-32 win against the Saints.

"10 for 80" Honored - Nov. 4, 2012

At halftime of the Redskins' Homecoming Game against Carolina, the Redskins honor the 10 members of the organization selected to complete the 80 Greatest Redskins. The honorees include LaVar Arrington, Bobby Beathard, Joe Bugel, Terry Hermeling, Jon Jansen, Roy Jefferson, Richie Petitbon, Clinton Portis, Chris Samuels and Sean Taylor.

Turkey Day Triumph - Nov. 22, 2012

The Redskins get their first Thanksgiving Day win in Dallas in team history, defeating the Cowboys, 38-31. Washington explodes for 28 second-quarter points, and quarterback Robert Griffin III - who had a four-touchdown game vs. Philadelphia a week earlier - throws four touchdown passes to become the first player in Redskins history to pass for four touchdowns in consecutive games.

Hawaii Bound - Dec. 26, 2012

The NFL announces that linebacker/special teamer Lorenzo Alexander, quarterback Robert Griffin III and tackle Trent Williams have been selected to the 2013 Pro Bowl. Linebackers Ryan Kerrigan and London Fletcher are later added to the roster, giving the Redskins five Pro Bowlers for the first time since 1996.

How The East Was Won; Morris Surpasses Portis - Dec. 30, 2012

Washington secures its first NFC East title in 13 years with a 28-18 win against the Dallas Cowboys in a win-or-go-home tilt at FedExField. The Redskins roll up 274 rushing yards in a game "flexed" into primetime by the NFL. In the process, rookie running back Alfred Morris rushes for 200 yards and pushes his season total to 1,613, breaking Clinton Portis' team record for rushing yards in a single season.

End of an Era - Jan. 11, 2013

After 30 seasons, the beloved "Hogettes" decide to hang up their snouts, floppy hats and dresses in announcing their intent to retire. The group says it will continue to help raise money for local children's charities, just in more "incognito" fashion.

Rookie of the Year - Feb. 2, 2013

Robert Griffin III is named AP Offensive Rookie of the Year, making him the third Rookie of the Year in team history and the first since Mike Thomas in 1975.

Road Trip to Richmond - July 25, 2013

The Redskins hold their first Training Camp session at the brand new Bon Secours Washington Redskins Training Center in Richmond, Va. During the three-week span, more than 150,000 fans attend the team's inaugural camp in the capital.

Artful Performance By Garçon - Dec. 22, 2013

Wide receiver Pierre Garçon posts a career-high 11 receptions in Week 16 vs. Dallas, pushing his season total past Pro Football Hall of Famer Art Monk's team record for receptions in a single season (106 in 1984). Garçon would finish the season with a league-leading 113 receptions.

Here's Jay - Jan. 9, 2014

Jay Gruden is named the 29th head coach in franchise history. At 46 years of age, the former offensive coordinator for the Cincinnati Bengals becomes the team's youngest head coaching hire since hiring eventual Pro Football Hall of Famer Joe Gibbs at 40 years of age in 1981.

Jay's First Win - Sept. 14, 2014

Jay Gruden earns his first win as head coach as the defense runs wild in a 41-10 home win against the Jacksonville Jaguars. The unit tied a team record with 10 sacks, including a team-record-tying four-sack effort from linebacker Ryan Kerrigan.

Rypien in the Ring - Oct. 19, 2014

Super Bowl XXVI MVP Mark Rypien is inducted as the 46th member of the Redskins Ring of Fame at halftime of an overtime win against the Tennessee Titans on Alumni Homecoming Weekend.

You Like That! Historic Comeback - Oct. 25, 2015

The Redskins overcome a 24-0 second quarter deficit to post the largest comeback in team history in a 31-30 win against Tampa Bay. Following the game, quarterback Kirk Cousins exclaims "You like that!" while walking back to the locker room. The moment is captured on camera and goes viral, becoming a rallying cry for the team's NFC East championship run.

Bostic and Coleman Enter the Ring - Oct. 25, 2015 and Dec. 20, 2015

Center Jeff Bostic and linebacker Monte Coleman become the 47th and 48th members of the Redskins Ring of Fame. Bostic is enshrined during a Week 7 win vs. Tampa Bay and Coleman is honored during a Week 15 win vs. Buffalo.

Win No. 600... In Style - Dec. 26, 2015

The Redskins become the fifth NFL franchise to record 600 combined regular season and postseason wins all-time with a 38-24 win in Philadelphia. The victory also secures the team's 15th division title in team history.

Records Fall in Dallas - Jan. 3, 2016

Having already clinched the NFC East a week earlier, the Redskins face the Cowboys in Week 17 with individual records on the line. Quarterback Kirk Cousins breaks the team's single-season passing yardage record during the game on a 28-yard pass to receiver Jamison Crowder. Later in the game, Crowder catches his 59th reception of the season, a team rookie record.

Redskins Park Welcomes Inova - July 25, 2016

As the team departs for Training Camp, the Redskins announce a new health and wellness partnership with Inova, including renaming the team's Ashburn headquarters to the Inova Sports Performance Center at Redskins Park.

Redskins Nation Goes International - Oct. 30, 2016

The Redskins make their European debut when they face the Cincinnati Bengals at Wembley Stadium in London. The back-and-forth game becomes one of the season's most entertaining, as the Redskins storm back to force overtime, but a missed field goal in the extra frame results in a 27-27 draw.

Beathard Honored - Nov. 13, 2016

Former General Manager Bobby Beathard is inducted as the 49th member of the Redskins Ring of Fame at halftime of the Redskins' victory against the Minnesota Vikings.

IMPORTANT DATES

Pro Bowl Bound - Dec. 20, 2016

Four Redskins — linebacker Ryan Kerrigan, tight end Jordan Reed, guard Brandon Scherff and tackle Trent Williams — are selected to the 2017 Pro Bowl. Reed and Scherff's selections are their first of their careers, while Williams becomes only the third member of the Redskins since 1970 to earn five consecutive Pro Bowl selections.

From MVP to Senior VP - June 13, 2017

The Redskins announce that Doug Williams, Super Bowl XXII MVP, has been promoted Senior Vice President of Player Personnel after three-plus years as a personnel executive with the team. Said Williams, "I've been around the circuit, but there's nothing like coming back here to a place that gave you an opportunity to be on top of the stage in football. Washington did that for me."

A Thanksgiving to Remember - Nov. 23, 2017

The Redskins host their first Thanksgiving home game in franchise history, earning a 20-10 win against the New York Giants. After the game, wide receiver Jamison Crowder, quarterback Kirk Cousins, linebacker Ryan Kerrigan and most of the offensive line chomp on turkey legs during postgame interviews with NBC's Michele Tafoya.



Pro Bowl Trio - Dec. 19, 2017

Linebacker Ryan Kerrigan, guard Brandon Scherff and tackle Trent Williams all earn Pro Bowl honors. Together, Scherff and Williams became the first Redskins offensive line duo collectively named to the Pro Bowl in consecutive seasons since the duo of Russ Grimm and Joe Jacoby earned selections four straight times following the 1983-86 seasons.

Rings for Replacements - June 12, 2018

After 31 years, the Redskins honor replacement players from the team's 1987 squad with Super Bowl rings in a ceremony at Inova Sports Performance Center at Redskins Park. Charley Casserly, who served as the Redskins' Assistant General Manager in 1987 and helped build the replacement squad, hosted the event and welcomed more than 25 players in attendance. The ceremony culminated with the surprise appearance of 1987 Super Bowl champions Doug Williams, Gary Clark and Dexter Manley, who joined the replacement players for a group photo.

Beathard Inducted into Hall of Fame - Aug. 4, 2018

Former Washington Redskins General Manager Bobby Beathard was enshrined in Canton, Ohio at the Pro Football Hall of Fame as a member of the Class of 2018. Beathard help guide the franchise to three Super Bowl appearances, including victories in Super Bowl XVII and XXII during his 11 year tenure. In his 11 seasons as general manager the Redskins posted a .625 winning percentage which was the best mark in the NFC and second best mark in the NFL in that span.

Number 600 in the Books - Dec. 16, 2018

With a 16-13 victory over the Jacksonville Jaguars at TIAA Bank Stadium in Jacksonville, Fla., the Redskins became just the fifth team in NFL history to record 600 regular season victories. Washington joined the Chicago Bears, Green Bay Packers, New York Giants and Pittsburgh Steelers as the only franchises in NFL history to accomplish the feat. Head Coach Jay Gruden presented Owner Daniel Snyder with a game ball following the victory.



MILESTONE GAMES

100-YARD RUSHING GAMES

Entering 2019 season – rookies *stylized*.

Date	Player	Game	W/L/T	Att-Yds-TD
9/17/1989	Gerald Riggs	vs Philadelphia	L	29-221-1
10/18/1933	Cliff Battles	vs NY Giants	W	16-215-1
12/21/1985	George Rogers	at St. Louis	W	34-206-1
1/31/1988	Timmy Smith	vs Denver	W	22-204-2
12/30/2012	Alfred Morris	vs Dallas	W	33-200-3
11/4/2007	Clinton Portis	at NY Jets	W	36-196-1
11/21/1976	Mike Thomas	at St. Louis	W	31-195-1
10/29/1972	Larry Brown	at Giants	W	29-191-1
11/15/1959	Johnny Olszewski	vs Cleveland	L	18-190-1
12/12/1999	Stephen Davis	vs Arizona	W	37-189-1
1/15/1983	John Riggins	vs Minnesota	W	37-185-1
11/21/1999	Stephen Davis	vs NY Giants	W	33-183-1
10/19/2008	Clinton Portis	vs Cleveland	W	27-175-1
12/12/2010	Ryan Torain	vs Tampa Bay	L	24-172-0
10/17/2004	Clinton Portis	at Chicago	W	36-171-0
12/10/2006	Ladell Betts	vs Philadelphia	L	33-171-0
10/21/1945	Frank Akins	vs Philadelphia	W	24-168-2
11/1/1959	Don Bosseler	at Philadelphia	L	23-168-2
11/1/1942	Andy Farkas	vs Philadelphia	W	24-166-1
1/30/1983	John Riggins	vs Miami	W	38-166-1
12/5/1937	Cliff Battles	at NY Giants	W	25-165-2
10/19/1958	Johnny Olszewski	vs Green Bay	W	21-165-1
10/14/1984	John Riggins	vs Dallas	W	32-165-0
11/3/1985	Keith Griffin	at Atlanta	W	16-164-2
12/2/1990	Earnest Byner	vs Miami	W	32-157-3
12/3/2006	Ladell Betts	vs Atlanta	L	28-155-1
12/22/1990	Earnest Byner	at Indianapolis	L	31-154-0
9/19/1993	Reggie Brooks	at Philadelphia	L	22-154-1
12/17/1988	Jamie Morris	at Cincinnati	L	45-152-0
12/16/1979	John Riggins	at Dallas	L	22-151-2
12/9/1945	Frank Akins	vs NY Giants	W	23-150-1
10/17/1971	Larry Brown	vs St. Louis	W	25-150-0
12/16/1973	Larry Brown	vs Philadelphia	W	26-150-1
12/8/1985	George Rogers	at Philadelphia	W	36-150-1
10/28/2018	Adrian Peterson	at NY Giants	W	26-149-1
12/15/1990	Earnest Byner	at New England	W	39-149-1
11/25/1951	Rob Goode	vs Los Angeles	W	23-148-2
9/24/1972	Larry Brown	vs St. Louis	W	26-148-0
1/6/2002	Stephen Davis	vs Arizona	W	38-148-1
9/12/2004	Clinton Portis	vs Tampa Bay	W	29-148-1
12/5/2004	Clinton Portis	vs NY Giants	W	31-148-1
10/23/1983	Joe Washington	vs Detroit	W	22-147-0
11/7/2004	Clinton Portis	at Detroit	W	34-147-0
12/17/1961	Dick James	vs Dallas	W	27-146-3
9/15/1996	Terry Allen	at NY Giants	W	27-146-1
12/7/1958	Don Bosseler	vs Pittsburgh	L	25-145-2
10/5/2008	Clinton Portis	at Philadelphia	W	29-145-1
10/30/1932	Cliff Battles	vs Chicago	T	24-144-0
11/8/1981	Joe Washington	vs Detroit	W	27-144-2
11/13/2005	Clinton Portis	at Tampa Bay	L	23-144-1
9/19/1976	Mike Thomas	vs Seattle	W	27-143-1
10/31/1999	Stephen Davis	vs Chicago	W	12-143-2
11/23/2008	Clinton Portis	at Seattle	W	29-143-0
11/4/2001	Stephen Davis	vs Seattle	W	32-142-1
8/31/1997	Terry Allen	at Carolina	W	25-141-2
10/1/2000	Stephen Davis	vs Tampa Bay	W	28-141-1
1/22/1983	John Riggins	vs Dallas	W	36-140-2
9/23/1984	John Riggins	at New England	W	33-140-1
10/23/1988	Kelvin Bryant	at Green Bay	W	27-140-0
11/29/1970	Larry Brown	vs NY Giants	L	17-139-0
11/7/2013	Alfred Morris	at Minnesota	L	26-139-0
12/7/1969	Larry Brown	at Philadelphia	W	19-139-1
10/14/2012	Robert Griffin III	vs Minnesota	W	13-138-2
11/11/2007	Clinton Portis	vs Philadelphia	L	30-137-0
11/20/2016	Rob Kelley	vs Green Bay	W	24-137-3
12/14/1947	Jim Castiglia	vs Boston	W	19-136-2
11/27/1955	Leo Elter	vs Pittsburgh	W	19-136-2
11/9/1958	Johnny Olszewski	vs Chi. Cardinals	W	19-136-1
10/18/1959	Don Bosseler	vs Philadelphia	L	18-136-0
9/19/1982	John Riggins	at Tampa Bay	W	34-136-0
10/19/1987	Lionel Vital	at Dallas	W	26-136-0
12/4/2005	Clinton Portis	at St. Louis	W	27-136-2
10/17/1937	Cliff Battles	vs Pittsburgh	W	18-135-3
12/21/1980	Bobby Hammond	at St. Louis	W	17-135-0
10/2/2011	Ryan Torain	at St. Louis	W	19-135-1
10/16/2016	Matt Jones	vs Philadelphia	W	16-135-1
12/6/1987	George Rogers	at St. Louis	W	29-133-1

10/13/1991	Ricky Ervins	vs Cleveland	W	13-133-2
9/3/2000	Stephen Davis	vs Carolina	W	23-133-1
10/26/1933	Jim Musick	vs Pittsburgh	L	21-132-0
11/19/1933	Jim Musick	vs Green Bay	W	21-132-2
10/10/1937	Cliff Battles	vs Philadelphia	L	26-132-0
9/11/1938	Max Krause	at Philadelphia	W	6-132-2
12/24/2011	Evan Royster	vs Minnesota	L	19-132-0
9/3/1995	Terry Allen	vs Arizona	W	26-131-0
11/3/1935	Bill Shepherd	vs Philadelphia	L	19-129-1
12/5/1971	Larry Brown	vs Giants	W	25-129-2
12/24/2006	Ladell Betts	at St. Louis	L	29-129-2
10/12/2008	Clinton Portis	vs St. Louis	L	21-129-2
12/9/2012	Alfred Morris	vs Baltimore	W	23-129-1
11/23/1980	Wilbur Jackson	at Dallas	W	21-128-1
10/11/1987	Lionel Vital	at NY Giants	W	27-128-1
12/5/1993	Reggie Brooks	at Tampa Bay	W	20-128-1
10/23/1938	Andy Farkas	vs Philadelphia	W	21-126-2
10/11/1981	John Riggins	at Chicago	W	23-126-2
9/19/1999	Stephen Davis	at NY Giants	W	23-126-3
12/16/2007	Clinton Portis	at NY Giants	W	25-126-1
10/26/2008	Clinton Portis	at Detroit	W	24-126-0
12/11/2011	Roy Helu, Jr.	vs New England	L	27-126-0
9/20/1936	Cliff Battles	at Philadelphia	W	16-125-2
11/1/1987	George Rogers	at Buffalo	W	30-125-0
11/2/1997	Terry Allen	at Chicago	W	20-125-0
10/24/2010	Ryan Torain	at Chicago	W	21-125-0
11/23/2014	Alfred Morris	at San Francisco	L	21-125-1
11/12/1939	Andy Farkas	at Brooklyn	W	25-124-3
10/26/1975	Mike Thomas	at Cleveland	W	27-124-1
11/3/1985	George Rogers	at Atlanta	W	16-124-1
10/27/1996	Terry Allen	vs Indianapolis	W	22-124-3
11/10/1996	Terry Allen	vs Arizona	L	31-124-2
11/5/2000	Stephen Davis	at Arizona	L	30-124-1
9/24/2006	Ladell Betts	at Houston	W	16-124-1
12/3/2012	Alfred Morris	vs NY Giants	W	22-124-0
10/28/1951	Rob Goode	at Philadelphia	W	27-123-1
11/9/1975	Mike Thomas	at NY Giants	W	25-123-1
1/8/1984	John Riggins	vs San Francisco	W	36-123-2
9/20/2015	Matt Jones	vs St. Louis	W	19-123-2
11/6/1932	Oran Pape	vs Staten Island	W	4-122-1
10/21/1934	Cliff Battles	vs Philadelphia	W	6-122-1
12/17/1983	John Riggins	vs Giants	W	30-122-1
9/28/1997	Terry Allen	vs Jacksonville	W	36-122-0
11/14/1999	Stephen Davis	at Philadelphia	L	25-122-2
12/9/1990	Earnest Byner	vs Chicago	W	28-121-0
10/1/1995	Terry Allen	vs Dallas	W	30-121-1
9/11/2005	Clinton Portis	vs Chicago	W	21-121-0
9/28/2008	Clinton Portis	at Dallas	W	21-121-0
11/3/2013	Alfred Morris	vs San Diego	W	25-121-1
9/13/2015	Alfred Morris	vs Miami	L	25-121-0
9/23/2018	Adrian Peterson	vs Green Bay	W	19-120-2
11/8/1953	Charley Justice	vs Chi. Cardinals	W	15-120-0
10/21/1979	John Riggins	vs Philadelphia	W	19-120-0
9/20/1992	Earnest Byner	vs Detroit	W	30-120-1
12/10/1995	Terry Allen	at NY Giants	L	30-120-1
12/24/2000	Stephen Davis	vs Arizona	W	27-120-0
10/21/2012	Alfred Morris	at NY Giants	L	22-120-0
12/22/2018	Adrian Peterson	at Tennessee	L	26-119
11/22/1970	Larry Brown	vs Dallas	L	22-119-0
1/8/1983	John Riggins	vs Detroit	W	25-119-0
1/1/1984	John Riggins	vs LA Rams	W	25-119-3
1/8/2000	Stephen Davis	vs Detroit	W	15-119-2
12/17/2006	Ladell Betts	at New Orleans	W	22-119-0
10/19/1986	George Rogers	vs St. Louis	W	30-118-1
10/9/1988	Kelvin Bryant	at Dallas	W	23-118-1
1/2/2005	Ladell Betts	vs Minnesota	W	26-118-1
12/4/2005	Rock Cartwright	at St. Louis	W	9-118-0
11/10/1946	Dick Todd	vs Boston	W	14-117-2
11/1/1993	Reggie Brooks	at Buffalo	L	24-117-1
10/2/2016	Matt Jones	vs Cleveland	W	22-117-1
11/18/2017	Samaje Perine	vs New Orleans	L	23-117-1
11/18/1990	Earnest Byner	vs New Orleans	W	26-116-0
12/8/1991	Earnest Byner	at Phoenix	W	25-116-0
9/6/1993	Brian Mitchell	vs Dallas	W	21-116-2
12/22/2002	Ladell Betts	vs Houston	W	20-116-1
10/4/1933	Cliff Battles	at Pittsburgh	W	13-115-1
12/22/1973	Larry Brown	at Minnesota	L	29-115-1
10/7/1979	John Riggins	at Philadelphia	L	23-115-1
10/9/1983	John Riggins	at St. Louis	W	22-115-3
9/28/1986	George Rogers	vs Seattle	W	25-115-2
12/28/1986	George Rogers	vs LA Rams	W	29-115-1
11/30/2003	Trung Canidate	vs New Orleans	L	16-115-0
10/7/2012	Alfred Morris	vs Atlanta	L	18-115-0
9/27/1970	Larry Brown	at St. Louis	L	17-114-1

MILESTONE GAMES

9/24/1978..... John Riggins..... vs NY Jets..... W..... 21-14-0
11/11/1984..... Keith Griffin..... vs Detroit..... W..... 32-114-0
10/13/1985..... John Riggins..... vs Detroit..... W..... 21-114-3
10/22/2000..... Stephen Davis..... at Jacksonville..... W..... 24-114-2
11/15/2009..... Ladell Betts..... vs Denver..... W..... 26-114-1
10/31/1971..... Larry Brown..... vs New Orleans..... W..... 20-113-0
10/1/1972..... Larry Brown..... at New England..... L..... 20-113-0
1/1/2012..... Evan Royster..... at Philadelphia..... L..... 20-113-0
9/30/2012..... Alfred Morris..... at Tampa Bay..... W..... 21-113-1
11/22/2012..... Alfred Morris..... at Dallas..... W..... 24-113-1
10/27/1985..... John Riggins..... at Cleveland..... W..... 30-112-1
11/3/1991..... Earnest Byner..... vs Houston..... W..... 21-112-1
12/18/2005..... Clinton Portis..... vs Dallas..... W..... 23-112-0
1/1/2006..... Clinton Portis..... at Philadelphia..... W..... 27-112-2
10/1/2006..... Clinton Portis..... vs Jacksonville..... W..... 27-112-1
10/3/1971..... Charlie Harraway..... at Dallas..... W..... 18-111-1
12/9/1984..... John Riggins..... at Dallas..... W..... 24-111-1
9/11/1989..... Gerald Riggs..... vs NY Giants..... L..... 24-111-0
9/1/1996..... Terry Allen..... vs Philadelphia..... L..... 20-111-2
12/16/2001..... Stephen Davis..... vs Philadelphia..... L..... 24-111-1
12/30/2001..... Stephen Davis..... at New Orleans..... W..... 21-111-1
10/1/1967..... Bobby Mitchell..... vs NY Giants..... W..... 21-110-1
10/4/1970..... Larry Brown..... at Philadelphia..... W..... 27-110-1
10/25/1970..... Larry Brown..... vs Cincinnati..... W..... 22-110-0
10/15/1972..... Larry Brown..... at St. Louis..... W..... 23-110-0
10/5/1986..... George Rogers..... at New Orleans..... W..... 31-110-1
10/22/1995..... Terry Allen..... vs Detroit..... W..... 24-110-2
12/9/2001..... Stephen Davis..... at Arizona..... W..... 26-110-1
11/3/2002..... Kenny Watson..... at Seattle..... W..... 23-110-0
12/22/2002..... Kenny Watson..... vs Houston..... W..... 20-110-0
12/18/2004..... Clinton Portis..... at San Francisco..... W..... 35-110-0
9/15/1991..... Earnest Byner..... vs Phoenix..... W..... 23-109-1
1/2/1993..... Brian Mitchell..... at Minnesota..... W..... 16-109-1
9/12/1999..... Stephen Davis..... vs Dallas..... L..... 24-109-2
10/18/2009..... Clinton Portis..... vs Kansas City..... W..... 15-109-0
11/18/1951..... Rob Goode..... at Pittsburgh..... W..... 22-108-2
12/9/1951..... Rob Goode..... at Chi. Cardinals..... W..... 23-108-1
9/17/1978..... John Riggins..... at St. Louis..... W..... 16-108-0
12/24/2005..... Clinton Portis..... vs NY Giants..... W..... 27-108-1
11/27/2011..... Roy Helu, Jr..... at Seattle..... W..... 23-108-1
11/6/1949..... Pete Stout..... vs Pittsburgh..... W..... 7-107-2
11/16/1951..... Rob Goode..... vs Pittsburgh..... L..... 22-107-0
11/22/1973..... Charlie Harraway..... at Detroit..... W..... 18-107-0
9/18/1988..... Timmy Smith..... vs Philadelphia..... W..... 31-107-1
10/28/2001..... Stephen Davis..... vs NY Giants..... W..... 29-107-0
9/15/2013..... Alfred Morris..... at Green Bay..... L..... 13-107-0
11/12/1972..... Larry Brown..... vs NY Giants..... W..... 30-106-2
11/14/1976..... Mike Thomas..... at NY Giants..... L..... 24-106-0
10/19/1969..... Larry Brown..... vs NY Giants..... W..... 17-105-0
9/18/1972..... Larry Brown..... at Minnesota..... W..... 21-105-1
11/7/1993..... Reggie Brooks..... vs Indianapolis..... W..... 21-105-0
12/1/2005..... Clinton Portis..... at Arizona..... W..... 26-105-1
10/21/1951..... Rob Goode..... vs Cardinals..... W..... 18-104-0
12/11/1955..... Jim Monachino..... vs Pittsburgh..... W..... 15-104-0
12/5/1976..... John Riggins..... at NY Jets..... W..... 19-104-1
10/13/1980..... Wilbur Jackson..... at Denver..... L..... 12-104-1
9/20/1981..... Wilbur Jackson..... at St. Louis..... L..... 22-104-0
9/30/1984..... John Riggins..... vs Philadelphia..... W..... 28-104-1
10/7/1985..... George Rogers..... vs St. Louis..... W..... 25-104-0
9/7/1986..... George Rogers..... vs Philadelphia..... W..... 20-104-1
11/17/1986..... George Rogers..... vs San Francisco..... W..... 24-104-1
1/4/1992..... Ricky Ervins..... vs Atlanta..... W..... 23-104-1
9/8/2002..... Stephen Davis..... vs Arizona..... W..... 26-104-1
11/26/2006..... Ladell Betts..... vs Carolina..... W..... 24-104-0
12/30/2007..... Clinton Portis..... vs Dallas..... W..... 25-104-2
10/24/1937..... Cliff Battles..... at Philadelphia..... W..... 34-103-0
10/7/1985..... John Riggins..... vs St. Louis..... W..... 17-103-0
10/9/2006..... Clinton Portis..... at Denver..... L..... 20-103-0
9/24/1950..... Rob Goode..... at Green Bay..... L..... 8-102-1
11/23/1969..... Larry Brown..... vs Atlanta..... W..... 23-102-1
12/15/1974..... Duane Thomas..... vs Chicago..... W..... 8-102-1
10/29/1950..... Bill Dudley..... at Philadelphia..... L..... 11-101-0
10/11/1970..... Larry Brown..... vs Detroit..... W..... 22-101-1
12/24/1972..... Larry Brown..... vs Green Bay..... W..... 25-101-0
9/9/1991..... Earnest Byner..... at Dallas..... W..... 22-101-0
9/29/1996..... Terry Allen..... vs NY Jets..... W..... 20-101-2
10/23/2005..... Clinton Portis..... vs San Francisco..... W..... 19-101-3
12/2/1951..... Rob Goode..... vs Philadelphia..... L..... 16-100-2
11/21/1954..... Billy Wells..... at Cardinals..... L..... 6-100-1
10/13/1975..... Mike Thomas..... vs St. Louis..... W..... 18-100-2
9/11/1983..... John Riggins..... at Philadelphia..... W..... 27-100-1
11/5/1984..... John Riggins..... vs Atlanta..... W..... 32-100-2
9/5/1988..... Timmy Smith..... at NY Giants..... L..... 20-100-0
9/24/1989..... Jamie Morris..... at Dallas..... W..... 26-100-1

10/9/1999..... Earnest Byner..... vs Phoenix..... W..... 14-100-0
12/6/1992..... Earnest Byner..... at NY Giants..... W..... 20-100-2
10/17/2010..... Ryan Torain..... vs Indianapolis..... L..... 20-100-2
12/4/2011..... Roy Helu, Jr..... vs NY Jets..... L..... 23-100-1
1/3/2016..... Alfred Morris..... at Dallas..... W..... 19-100-0
11/23/2017..... Samaje Perine..... vs NY Giants..... W..... 24-100-0

300-YARD PASSING GAMES

Entering 2019 season — rookies stylized.

Date	Player	Game	Att-Cmp-Yd-TD-INT
12/26/1999..... Brad Johnson..... at San Francisco..... W..... 47-32-471-2-1			
10/30/2016..... Kirk Cousins..... at Cincinnati..... T..... 56-38-458-2-1			
11/24/2016..... Kirk Cousins..... at Dallas..... L..... 53-41-449-3-0			
10/31/1948..... Sammy Baugh..... vs Boston..... W..... 24-17-446-4-0			
11/10/1991..... Mark Rypien..... vs Atlanta..... W..... 31-16-442-6-0			
9/11/1988..... Doug Williams..... vs Pittsburgh..... W..... 52-30-430-2-1			
9/21/2014..... Kirk Cousins..... at Philadelphia..... L..... 48-30-427-3-1			
9/19/2010..... Donovan McNabb..... vs Houston..... L..... 38-28-426-1-0			
11/7/1963..... Norm Snead..... vs Pittsburgh..... L..... 40-23-424-2-2			
10/27/1986..... Jay Schroeder..... at Giants..... L..... 40-22-420-1-2			
11/26/1967..... Sonny Jurgensen..... at Cleveland..... L..... 50-32-418-3-1			
10/2/1983..... Joe Theismann..... vs Raiders..... W..... 39-23-417-3-0			
11/28/1965..... Sonny Jurgensen..... vs Dallas..... W..... 43-26-411-3-2			
11/26/1989..... Mark Rypien..... vs Chicago..... W..... 47-30-401-4-1			
10/17/1983..... Joe Theismann..... at Green Bay..... L..... 39-27-398-2-0			
11/30/2014..... Colt McCoy..... at Indianapolis..... L..... 47-31-392-3-0			
9/20/1981..... Joe Theismann..... at St. Louis..... L..... 37-25-388-4-1			
10/11/1964..... Sonny Jurgensen..... vs Philadelphia..... W..... 33-22-385-5-2			
9/20/1998..... Trent Green..... at Seattle..... L..... 54-27-383-2-2			
9/12/1999..... Brad Johnson..... vs Dallas..... L..... 33-20-382-2-0			
9/12/1982..... Joe Theismann..... at Philadelphia..... W..... 39-28-382-3-0			
11/22/1998..... Trent Green..... vs Cardinals..... L..... 49-30-382-4-1			
9/18/1994..... John Friesz..... at Giants..... L..... 50-32-381-2-2			
12/15/2013..... Kirk Cousins..... at Atlanta..... L..... 45-29-381-3-2			
11/2/1986..... Jay Schroeder..... vs Minnesota..... W..... 47-24-378-2-1			
10/31/1943..... Sammy Baugh..... at Brooklyn..... W..... 28-16-376-6-3			
11/21/2010..... Donovan McNabb..... at Tennessee..... W..... 50-30-376-1-1			
11/20/2016..... Kirk Cousins..... vs Green Bay..... W..... 30-21-375-3-0			
12/6/2009..... Jason Campbell..... vs New Orleans..... L..... 30-42-367-3-1			
12/3/1967..... Sonny Jurgensen..... vs Philadelphia..... T..... 50-30-366-4-2			
9/24/2017..... Kirk Cousins..... vs Oakland..... W..... 30-25-365-3-0			
12/26/2015..... Kirk Cousins..... at Philadelphia..... W..... 46-31-365-4-0			
9/28/1947..... Sammy Baugh..... at Philadelphia..... L..... 34-21-364-5-2			
10/29/1989..... Mark Rypien..... at Raiders..... L..... 53-27-364-1-3			
9/18/2016..... Kirk Cousins..... vs Dallas..... L..... 46-28-364-1-1			
11/4/1990..... Jeff Rutledge..... at Detroit..... W..... 42-30-363-1-0			
11/2/1991..... Mark Rypien..... at San Francisco..... L..... 48-27-361-1-1			
10/10/2010..... Donovan McNabb..... vs Green Bay..... L..... 49-26-357-1-1			
9/14/2003..... Patrick Ramsey..... at Atlanta..... W..... 39-25-356-2-0			
11/23/1947..... Sammy Baugh..... vs Cardinals..... W..... 33-25-355-6-2			
12/12/1948..... Sammy Baugh..... at New York..... W..... 42-25-354-3-3			
10/12/2014..... Kirk Cousins..... at Arizona..... L..... 38-24-354-2-3			
12/8/1962..... Norm Snead..... at Baltimore..... L..... 33-18-350-3-3			
9/11/1989..... Mark Rypien..... vs Giants..... L..... 32-22-349-2-1			
12/1/1985..... Jay Schroeder..... vs San Francisco..... L..... 58-30-348-0-2			
9/1/2003..... Patrick Ramsey..... vs Giants..... L..... 45-23-348-2-1			
11/18/2007..... Jason Campbell..... at Dallas..... L..... 54-33-348-2-1			
11/3/1966..... Sonny Jurgensen..... vs Dallas..... L..... 46-26-347-3-0			
12/21/2001..... Tony Banks..... vs Carolina..... W..... 30-17-346-1-1			
12/22/1996..... Gus Frerotte..... vs Dallas..... W..... 31-22-346-0-1			
10/28/1962..... Norm Snead..... at Giants..... L..... 40-17-346-4-3			
10/29/1995..... Gus Frerotte..... vs Giants..... L..... 44-24-345-0-4			
12/14/1947..... Sammy Baugh..... vs Boston..... W..... 41-25-343-3-1			
9/21/1986..... Jay Schroeder..... at San Diego..... W..... 36-16-341-1-0			
9/27/2009..... Jason Campbell..... at Detroit..... L..... 41-27-340-2-1			
1/31/1988..... Doug Williams..... vs Denver..... W..... 29-18-340-4-1			
12/13/1981..... Joe Theismann..... vs Baltimore..... W..... 36-23-339-2-1			
11/2/1969..... Sonny Jurgensen..... at Baltimore..... L..... 38-28-339-2-2			
11/16/1969..... Sonny Jurgensen..... vs Dallas..... L..... 35-24-338-4-4			
10/3/1999..... Brad Johnson..... vs Carolina..... W..... 33-20-337-4-0			
1/2/2011..... Rex Grossman..... at Giants..... L..... 44-26-336-2-1			
12/28/2014..... Robert Griffin III..... vs Cowboys..... L..... 41-27-336-1-2			
10/4/1987..... Ed Rubbert..... vs St. Louis..... W..... 24-14-334-3-1			
10/22/1967..... Sonny Jurgensen..... at Rams..... T..... 41-18-334-4-0			
10/8/1989..... Mark Rypien..... vs Phoenix..... W..... 42-23-333-3-1			
12/1/1963..... Norm Snead..... vs Baltimore..... L..... 33-18-332-1-2			
9/10/1984..... Joe Theismann..... at San Francisco..... L..... 43-24-331-2-0			
11/29/1987..... Jay Schroeder..... vs Giants..... W..... 46-28-331-3-2			
10/16/2005..... Mark Brunell..... at Kansas City..... L..... 41-25-331-3-0			
10/15/2017..... Kirk Cousins..... vs San Francisco..... W..... 37-25-330-2-1			
10/1/2006..... Mark Brunell..... vs Jacksonville..... W..... 30-18-329-3-1			

MILESTONE GAMES

12/16/2012	Kirk Cousins	at Cleveland	W	37-26-329-2-1
9/9/2013	Robert Griffin III	vs Philadelphia	L	49-30-329-2-2
1/10/2016	Kirk Cousins	vs Green Bay	L	46-29-329-1-0
9/12/2016	Kirk Cousins	vs Pittsburgh	L	43-30-329-0-2
10/26/2008	Jason Campbell	at Detroit	W	28-23-328-1-0
9/8/2002	Shane Matthews	vs Arizona	W	40-28-327-3-1
11/12/2017	Kirk Cousins	vs Minnesota	L	45-26-327-1-1
10/15/1967	Sonny Jurgensen	at Atlanta	T	41-28-326-3-2
9/22/2013	Robert Griffin III	vs Detroit	L	50-32-326-0-1
11/17/1991	Mark Rypien	at Pittsburgh	W	28-21-325-2-0
11/23/1986	Jay Schroeder	vs Dallas	W	31-16-325-2-1
9/5/1983	Joe Theismann	vs Dallas	L	38-28-325-2-1
9/27/2004	Mark Brunell	vs Dallas	L	43-25-325-2-0
9/17/1967	Sonny Jurgensen	at Philadelphia	L	46-25-324-1-0
10/31/1963	Joe Theismann	at San Diego	W	46-25-324-1-1
11/15/2015	Kirk Cousins	vs New Orleans	W	25-20-324-4-0
9/30/2012	Robert Griffin III	at Tampa Bay	W	35-26-323-2-0
10/9/2005	Mark Brunell	at Denver	L	53-30-322-2-0
12/19/2010	Rex Grossman	at Dallas	L	43-25-322-4-2
11/19/2017	Kirk Cousins	at New Orleans	L	32-22-322-3-0
9/14/2008	Jason Campbell	vs New Orleans	W	36-24-321-1-0
12/7/1975	Billy Kilmer	at Atlanta	W	38-25-320-3-1
10/13/2002	Patrick Ramsey	vs New Orleans	L	43-21-320-1-4
9/9/2012	Robert Griffin III	at New Orleans	W	26-19-320-2-0
9/15/2013	Robert Griffin III	at Green Bay	L	40-26-320-3-1
11/29/1964	Sonny Jurgensen	vs Giants	W	43-24-319-4-0
12/20/2015	Kirk Cousins	vs Buffalo	W	28-22-319-4-0
9/13/1981	Joe Theismann	vs Giants	L	48-27-318-1-1
10/25/2015	Kirk Cousins	vs Tampa Bay	W	40-33-317-3-0
9/24/2015	Kirk Cousins	at Giants	L	49-30-316-1-2
12/19/2016	Kirk Cousins	vs Carolina	L	47-32-315-0-1
11/27/2011	Rex Grossman	at Seattle	W	35-26-314-2-2
11/14/1999	Brad Johnson	at Philadelphia	L	33-18-313-2-3
11/25/1984	Joe Theismann	vs Buffalo	W	33-26-311-2-1
11/18/1980	Mark Rypien	vs New Orleans	W	38-26-311-4-0
10/20/1963	Norm Snead	at Pittsburgh	L	28-13-309-1-3
9/26/1971	Billy Kilmer	at Giants	W	32-23-309-2-0
12/7/1986	Jay Schroeder	vs Giants	L	51-28-309-1-6
12/11/1966	Sonny Jurgensen	at Dallas	W	33-18-308-3-1
11/23/1997	Doug Williams	vs Rams	L	46-24-308-2-1
12/11/1949	Sammy Baugh	at Rams	L	48-29-308-3-2
10/19/1980	Joe Theismann	vs St. Louis	W	31-21-307-2-1
11/22/1964	Sonny Jurgensen	vs Dallas	W	33-20-307-1-1
11/4/2018	Alex Smith	vs Atlanta	L	46-30-306-1-1
11/9/1980	Joe Theismann	at Chicago	L	34-24-305-2-2
9/11/2011	Rex Grossman	vs Giants	W	34-21-305-2-0
11/22/2012	Robert Griffin III	at Dallas	W	27-19-304-4-1
10/16/1998	Mark Rypien	vs Phoenix	W	27-15-303-4-1
10/13/1974	Sonny Jurgensen	vs Miami	W	39-26-303-2-3
9/25/1988	Mark Rypien	at Phoenix	L	41-26-303-3-1
10/23/2017	Kirk Cousins	at Philadelphia	L	40-30-303-3-1
1/1/1984	Joe Theismann	vs Rams	W	23-18-302-2-0
11/7/1976	Joe Theismann	at San Francisco	W	32-20-302-3-2
12/10/1989	Mark Rypien	vs San Diego	W	39-23-302-2-1
11/29/2015	Kirk Cousins	vs Giants	W	29-20-302-1-0
11/2/1975	Billy Kilmer	vs Dallas	W	39-21-301-3-4
11/25/2007	Jason Campbell	at Tampa Bay	L	49-30-301-1-2
10/23/2016	Kirk Cousins	at Detroit	L	39-30-301-1-0
11/23/1969	Sonny Jurgensen	vs Atlanta	W	32-26-300-2-1
12/13/2015	Kirk Cousins	at Chicago	W	31-24-300-1-1

1/31/1988	Ricky Sanders	vs Denver	W	9-193-2
10/20/1985	Gary Clark	at NY Giants	L	11-193-0
12/11/1994	Henry Ellard	at Arizona	L	8-191-1
12/13/1987	Gary Clark	vs Dallas	W	9-187-1
10/11/1964	Bobby Mitchell	vs Philadelphia	W	12-183-2
10/2/1983	Charlie Brown	vs LA Raiders	W	11-180-1
9/14/2003	Laveranues Coles	at Atlanta	W	11-180-1
9/27/2009	Santana Moss	at Detroit	L	10-178-1
9/21/1986	Art Monk	at San Diego	W	7-174-0
10/20/1963	Bobby Mitchell	at Pittsburgh	L	4-173-0
10/16/2005	Santana Moss	at Kansas City	L	10-173-2
11/3/2013	Pierre Garçon	vs San Diego	W	7-172-0
1/1/1984	Charlie Brown	vs LA Rams	W	6-171-0
9/24/1961	Fred Dugan	at Philadelphia	L	6-168-1
11/19/1961	Bill Anderson	at San Diego	T	10-168-0
11/4/1990	Art Monk	at Detroit	W	13-168-0
12/17/1989	Ricky Sanders	at Atlanta	W	7-167-0
9/27/2004	Rod Gardner	vs Dallas	L	10-167-2
11/10/1991	Art Monk	vs Atlanta	W	7-164-2
10/10/1965	Bobby Mitchell	vs St. Louis	L	8-164-1
12/6/1987	Ricky Sanders	at Minnesota	W	8-164-2
9/14/2008	Santana Moss	vs New Orleans	W	7-164-1
1/2/1991	Art Monk	at San Francisco	L	10-163-1
9/9/2007	Antwaan Randle El	vs Miami	W	5-162-0
9/25/1994	Henry Ellard	vs Atlanta	L	6-162-1
10/28/1945	Steve Bagarus	at NY Giants	W	8-162-0
9/30/1990	Gary Clark	at Phoenix	W	8-162-2
12/12/1937	Wayne Millner	at Chicago	W	9-160-2
12/24/2005	Santana Moss	vs NY Giants	W	5-160-3
9/12/1999	Michael Westbrook	vs Dallas	L	5-159-1
9/19/2005	Santana Moss	at Dallas	W	5-159-2
10/31/1948	Dick Todd	vs Boston	W	5-158-2
10/28/1962	Bobby Mitchell	at NY Giants	L	5-158-2
10/14/1962	Bobby Mitchell	at St. Louis	T	7-158-1
10/29/1989	Ricky Sanders	at LA Raiders	L	12-158-1
10/6/2014	DeSean Jackson	vs Seattle	L	5-157-1
12/26/1982	Charlie Brown	at New Orleans	W	4-156-2
11/16/1969	Charley Taylor	vs Dallas	L	6-155-1
11/10/1974	Charley Taylor	at Philadelphia	W	9-155-1
9/17/1989	Gary Clark	vs Philadelphia	L	4-153-2
10/21/1973	Charley Taylor	vs St. Louis	W	7-153-1
12/20/2015	DeSean Jackson	vs Buffalo	W	6-153-1
11/14/1999	Michael Westbrook	at Philadelphia	L	4-152-1
11/23/1986	Gary Clark	vs Dallas	W	8-152-1
10/13/1996	Henry Ellard	at New England	W	8-152-1
11/26/1989	Art Monk	vs Chicago	W	9-152-2
9/17/1950	Hugh Taylor	at Baltimore	W	5-150-3
10/2/1966	Bobby Mitchell	vs Pittsburgh	W	6-150-2
1/2/1985	Art Monk	vs San Francisco	L	8-150-1
09/24/2017	Chris Thompson	vs Oakland	W	6-150-0
12/23/1989	Gary Clark	at Seattle	W	9-149-1
10/22/1967	Charley Taylor	at Los Angeles	T	3-148-1
12/13/1981	Art Monk	vs Baltimore	W	7-148-1
9/30/1962	Bobby Mitchell	vs St. Louis	W	7-147-2
11/27/1983	Charlie Brown	vs Philadelphia	W	7-147-1
10/21/1962	Bobby Mitchell	at Philadelphia	W	8-147-2
12/31/1972	Charley Taylor	vs Dallas	W	7-146-2
11/19/1939	Andy Farkas	vs Chi. Cardinals	W	3-145-2
12/11/1966	Charley Taylor	at Dallas	W	4-145-1
9/11/1988	Ricky Sanders	vs Pittsburgh	W	5-145-1
11/8/1981	Virgil Seay	vs Detroit	W	8-145-0
10/29/1989	Gary Clark	at LA Raiders	L	8-145-1
12/3/1967	Jerry Smith	vs Philadelphia	T	9-145-2
9/8/2008	Santana Moss	at Dallas	W	8-145-0
9/21/1986	Gary Clark	at San Diego	W	6-144-1
10/30/1949	Harold Crisler	at NY Bulldogs	T	8-144-0
9/17/1967	Charley Taylor	at Philadelphia	L	8-144-1
12/23/2013	Pierre Garçon	vs Dallas	L	11-144-0
9/11/1989	Ricky Sanders	vs NY Giants	L	8-143-1
10/26/1947	Eddie Saenz	vs Chicago	L	9-143-1
9/15/2013	Pierre Garçon	at Green Bay	L	8-143-1
10/4/1958	John Carson	at Chi. Cardinals	L	8-142-1
9/24/1950	Howie Livingston	at Green Bay	L	4-141-2
10/2/1988	Ricky Sanders	vs NY Giants	L	7-141-2
10/7/1984	Art Monk	at Indianapolis	W	8-141-3
11/23/2017	Jamison Crowder	vs NY Giants	W	7-141-1
12/16/1962	Dick James	vs Pittsburgh	L	5-140-2
11/20/1983	Charlie Brown	at LA Rams	W	8-140-1
10/3/1999	Michael Westbrook	vs Carolina	W	8-140-2
10/26/2008	Santana Moss	at Detroit	W	9-140-1
11/2/1952	Hugh Taylor	vs Pittsburgh	L	4-139-1
11/28/1965	Charley Taylor	vs Dallas	W	7-139-1
10/10/1976	Frank Grant	vs Kansas City	L	8-138-1
10/1/2006	Santana Moss	vs Jacksonville	W	4-138-3

100-YARD RECEIVING GAMES

Entering 2019 season – rookies *stylized*.

Date	Player	Game	W/L/T	Rec-Yds-TD
10/4/1987	Anthony Allen	vs St. Louis	W	7-255-3
10/27/1986	Gary Clark	at NY Giants	L	11-241-1
12/15/1985	Art Monk	vs Cincinnati	W	13-230-1
11/17/1963	Bobby Mitchell	vs Pittsburgh	L	11-218-2
10/31/1943	Wilbur Moore	at Brooklyn	W	7-213-2
9/28/1947	Hugh Taylor	at Philadelphia	L	8-212-3
10/22/2000	Albert Connell	at Jacksonville	W	7-211-3
10/21/2001	Rod Gardner	vs Carolina	W	6-208-1
11/10/1991	Gary Clark	vs Atlanta	W	4-203-3
9/10/1984	Art Monk	at San Francisco	L	10-200-0
11/7/1976	Frank Grant	at San Francisco	W	11-200-0
11/13/1966	Charley Taylor	vs Dallas	L	11-199-2
12/8/1963	Bobby Mitchell	at NY Giants	L	8-197-1
9/16/1994	Henry Ellard	at NY Giants	L	10-197-1
12/7/1952	Hugh Taylor	at NY Giants	W	6-196-3
12/12/1948	Hugh Taylor	at NY Giants	W	9-194-2

MILESTONE GAMES

9/21/2014..... Pierre Garçon..... at Philadelphia..... L..... 11-139-1	10/20/1996..... Henry Ellard..... vs NY Giants..... W..... 5-119-0
9/12/1999..... Albert Connell..... vs Dallas..... L..... 4-137-1	12/11/1983..... Art Monk..... at Dallas..... W..... 6-119-1
1/8/1984..... Charlie Brown..... vs San Francisco..... W..... 5-137-1	9/18/1966..... Bobby Mitchell..... at St. Louis..... L..... 9-119-1
12/18/1966..... Jerry Smith..... vs Philadelphia..... L..... 7-137-2	11/7/2013..... Pierre Garçon..... at Minnesota..... L..... 7-119-1
12/13/1971..... Roy Jefferson..... at Los Angeles..... W..... 8-137-2	12/7/1947..... Eddie Saenz..... at NY Giants..... L..... 7-118-1
10/9/1949..... Hugh Taylor..... vs NY Giants..... L..... 4-136-2	10/16/1949..... Harold Crisler..... vs NY Bulldogs..... W..... 7-118-3
12/16/1984..... Art Monk..... vs St. Louis..... W..... 11-136-2	12/12/1965..... Bobby Mitchell..... vs NY Giants..... L..... 8-118-1
10/27/2014..... DeSean Jackson..... at Dallas..... W..... 6-136-0	12/21/1985..... Gary Clark..... at St. Louis..... W..... 8-118-1
12/7/1975..... Frank Grant..... at Atlanta..... W..... 5-135-1	12/7/1980..... Clarence Harmon..... vs San Diego..... W..... 12-118-0
9/16/1962..... Bobby Mitchell..... at Dallas..... T..... 6-135-2	9/14/2003..... Rod Gardner..... at Atlanta..... W..... 9-118-1
10/29/1995..... Leslie Shepherd..... vs NY Giants..... L..... 7-135-0	10/10/2010..... Santana Moss..... vs Green Bay..... L..... 7-118-0
11/22/1998..... Michael Westbrook..... vs Arizona..... L..... 10-135-3	11/24/2016..... DeSean Jackson..... at Dallas..... L..... 4-118-1
10/3/1999..... Albert Connell..... vs Carolina..... W..... 5-134-2	10/29/1944..... Joe Aguirre..... vs Chi. Cardinals..... W..... 3-117-2
10/1/1972..... Charley Taylor..... at New England..... L..... 7-134-2	11/25/1962..... Dick James..... vs NY Giants..... L..... 5-117-2
9/12/1982..... Art Monk..... at Philadelphia..... W..... 8-134-1	9/24/1937..... Wayne Millner..... vs Chi. Cardinals..... L..... 7-117-0
9/30/1979..... Danny Buggs..... at Atlanta..... W..... 10-134-0	11/29/1964..... Preston Carpenter..... vs NY Giants..... W..... 7-117-1
10/20/2013..... Jordan Reed..... vs Chicago..... W..... 9-134-1	9/21/2014..... DeSean Jackson..... at Philadelphia..... L..... 5-117-1
9/20/1998..... Michael Westbrook..... at Seattle..... L..... 7-132-2	11/28/1968..... Jerry Smith..... at Dallas..... L..... 6-116-1
11/4/1990..... Gary Clark..... at Detroit..... W..... 8-132-1	12/13/1998..... Albert Connell..... at Carolina..... W..... 8-116-1
9/23/1973..... Charley Taylor..... at St. Louis..... L..... 9-132-1	12/1/1985..... Gary Clark..... vs San Francisco..... L..... 10-116-0
11/4/1990..... Ricky Sanders..... at Detroit..... W..... 11-132-0	10/9/2005..... Santana Moss..... at Denver..... L..... 8-116-0
12/17/1989..... Art Monk..... at Atlanta..... W..... 6-131-2	11/20/2016..... Pierre Garçon..... vs Green Bay..... W..... 6-116-1
9/8/2002..... Rod Gardner..... vs Arizona..... W..... 7-131-1	9/13/1964..... Bobby Mitchell..... vs Cleveland..... L..... 4-115-1
11/18/1990..... Gary Clark..... vs New Orleans..... W..... 8-131-2	11/29/1984..... Calvin Muhammad..... at Minnesota..... W..... 5-115-0
11/15/2015..... Matt Jones..... vs New Orleans..... W..... 3-131-1	12/30/2007..... Santana Moss..... vs Dallas..... W..... 8-115-1
12/6/1987..... Gary Clark..... at St. Louis..... W..... 5-130-1	11/20/2011..... Jabar Gaffney..... vs Dallas..... L..... 7-115-1
12/4/1994..... Desmond Howard..... at Tampa Bay..... L..... 5-130-1	10/12/2014..... DeSean Jackson..... at Arizona..... L..... 3-115-1
9/26/1948..... Harold Crisler..... vs Pittsburgh..... W..... 6-130-0	11/17/1968..... Charley Taylor..... vs Dallas..... L..... 5-114-2
11/18/1985..... Art Monk..... vs NY Giants..... W..... 7-130-0	10/15/1967..... Bobby Mitchell..... at Atlanta..... T..... 6-114-1
11/17/1991..... Art Monk..... at Pittsburgh..... W..... 8-130-1	9/24/1989..... Art Monk..... at Dallas..... W..... 6-114-0
12/7/1986..... Kelvin Bryant..... vs NY Giants..... L..... 13-130-1	1/26/1992..... Gary Clark..... vs Buffalo..... W..... 7-114-1
12/15/1991..... Gary Clark..... vs NY Giants..... W..... 3-129-2	12/20/1992..... Ricky Sanders..... at Philadelphia..... L..... 7-114-1
12/13/1986..... Art Monk..... at Denver..... L..... 6-129-1	12/2/1962..... Bobby Mitchell..... at Philadelphia..... L..... 8-114-0
15/15/2013..... Pierre Garçon..... at Atlanta..... L..... 7-129-1	12/24/2016..... DeSean Jackson..... at Chicago..... W..... 5-114-0
12/26/2015..... Jordan Reed..... at Philadelphia..... W..... 9-129-2	10/2/1953..... Hugh Taylor..... at Philadelphia..... T..... 4-113-2
9/20/1981..... Art Monk..... at St. Louis..... L..... 4-128-1	11/8/1964..... Bobby Mitchell..... at Cleveland..... W..... 7-113-2
12/4/1988..... Ricky Sanders..... at Philadelphia..... W..... 10-128-1	1/26/1992..... Art Monk..... vs Buffalo..... W..... 7-113-0
11/10/1940..... Dick Todd..... at Brooklyn..... L..... 7-126-0	11/30/1947..... Bob Nussbaumer..... at Boston..... L..... 8-113-1
11/24/1996..... Michael Westbrook..... vs San Francisco..... L..... 7-126-0	10/15/1939..... Andy Farkas..... vs Pittsburgh..... W..... 3-112-1
1/11/1987..... Art Monk..... at NY Giants..... L..... 8-126-0	10/13/1963..... Bobby Mitchell..... vs Philadelphia..... L..... 3-112-2
12/20/2014..... DeSean Jackson..... vs Philadelphia..... W..... 4-126-0	10/22/1995..... Henry Ellard..... vs Detroit..... W..... 6-112-1
9/26/1971..... Charley Taylor..... at NY Giants..... W..... 6-125-2	11/29/1987..... Gary Clark..... vs NY Giants..... W..... 7-112-1
10/24/1971..... Charley Taylor..... at Kansas City..... L..... 7-125-2	10/23/2005..... Santana Moss..... vs San Francisco..... W..... 5-112-1
12/26/1999..... Michael Westbrook..... at San Francisco..... W..... 7-125-1	10/19/1952..... Hugh Taylor..... at Pittsburgh..... W..... 3-111-2
11/23/1997..... Michael Westbrook..... vs NY Giants..... T..... 9-125-0	10/3/1949..... Hugh Taylor..... at Pittsburgh..... W..... 5-111-2
11/9/2003..... Laveranus Coles..... vs Seattle..... W..... 5-125-1	11/18/1979..... Danny Buggs..... vs Dallas..... W..... 5-111-0
4/4/2018..... Maurice Harris..... vs Atlanta..... L..... 10-124-0	10/29/1995..... Henry Ellard..... vs NY Giants..... L..... 6-111-0
11/28/1982..... Charlie Brown..... vs Philadelphia..... W..... 3-124-1	10/13/1974..... Roy Jefferson..... vs Miami..... W..... 7-111-1
11/27/1966..... Charley Taylor..... vs NY Giants..... W..... 6-124-2	10/2/1954..... Hugh Taylor..... at Pittsburgh..... L..... 8-111-0
10/11/1970..... Charley Taylor..... vs Detroit..... W..... 6-124-2	11/6/1966..... Charley Taylor..... at Baltimore..... L..... 8-111-1
11/9/1980..... Art Monk..... at Chicago..... L..... 8-124-0	12/18/2004..... Rod Gardner..... at San Francisco..... W..... 6-111-0
11/26/1989..... Gary Clark..... vs Chicago..... W..... 8-124-1	12/19/2016..... DeSean Jackson..... vs Carolina..... W..... 7-111-0
9/6/1981..... Joe Washington..... vs Dallas..... L..... 10-124-1	12/16/1984..... Calvin Muhammad..... vs St. Louis..... W..... 5-110-0
9/26/2010..... Santana Moss..... at St. Louis..... L..... 6-124-1	10/8/1995..... Henry Ellard..... at Philadelphia..... L..... 5-110-2
9/27/1959..... Bill Anderson..... at Chi. Cardinals..... L..... 6-123-0	11/23/1969..... Charlie Harraway..... vs Atlanta..... W..... 6-110-1
11/2/1986..... Gary Clark..... vs Minnesota..... W..... 6-123-1	1/8/1983..... Alvin Garrett..... vs Detroit..... W..... 6-110-3
9/27/1981..... Terry Metcalf..... at Philadelphia..... L..... 8-123-0	11/29/1998..... Stephen Davis..... at Oakland..... W..... 7-110-1
11/26/1967..... Charley Taylor..... at Cleveland..... L..... 11-123-2	10/17/1999..... Albert Connell..... at Arizona..... W..... 8-110-0
12/3/2006..... Santana Moss..... vs Atlanta..... L..... 7-123-1	10/12/1969..... Bob Long..... vs St. Louis..... W..... 9-110-0
11/30/2014..... Jordan Reed..... at Indianapolis..... L..... 9-123-0	1/3/2010..... Malcolm Kelly..... at San Diego..... L..... 5-109-0
10/29/2017..... Jamison Crowder..... vs Dallas..... L..... 9-123-0	11/21/1948..... Harold Crisler..... at Philadelphia..... L..... 2-109-1
12/8/1982..... Leroy Jackson..... at Baltimore..... L..... 3-122-1	11/9/1975..... Frank Grant..... at NY Giants..... W..... 2-109-1
9/15/1963..... Bobby Mitchell..... at Cleveland..... L..... 4-122-1	11/29/1970..... Walt Roberts..... vs NY Giants..... L..... 4-109-1
9/24/2000..... Albert Connell..... at NY Giants..... W..... 4-122-0	9/14/1998..... Michael Westbrook..... vs San Francisco..... L..... 5-109-0
12/8/2002..... Derrius Thompson..... vs NY Giants..... L..... 6-122-0	10/30/1949..... Hugh Taylor..... at NY Bulldogs..... T..... 6-109-1
12/30/1984..... Art Monk..... vs Chicago..... L..... 10-122-0	12/8/1985..... Art Monk..... at Philadelphia..... W..... 7-109-0
10/3/2004..... Laveranus Coles..... at Cleveland..... L..... 7-122-0	10/5/2008..... Chris Cooley..... at Philadelphia..... W..... 8-109-1
10/22/1950..... Hugh Taylor..... vs Chi. Cardinals..... L..... 4-121-3	9/9/2012..... Pierre Garçon..... at New Orleans..... W..... 4-109-2
9/15/1968..... Gerry Allen..... at Chicago..... W..... 4-121-1	1/3/2016..... Jamison Crowder..... at Dallas..... W..... 5-109-1
10/10/1943..... Wilbur Moore..... vs Brooklyn..... W..... 5-121-2	12/26/1943..... Wilbur Moore..... at Chicago..... L..... 5-108-0
11/26/2000..... James Thrash..... vs Philadelphia..... L..... 5-121-1	12/6/1959..... Bill Anderson..... vs Philadelphia..... L..... 5-108-1
11/9/1958..... Jim Podoley..... vs Chi. Cardinals..... W..... 5-121-2	12/5/1999..... Michael Westbrook..... at Detroit..... L..... 5-108-1
11/18/2007..... Santana Moss..... at Dallas..... L..... 9-121-1	10/23/1994..... Henry Ellard..... at Indianapolis..... W..... 6-108-0
11/13/1988..... Craig McEwen..... vs Chicago..... L..... 3-120-0	10/19/1987..... Craig McEwen..... at Dallas..... W..... 7-108-0
12-13/1970..... Jon Henderson..... vs Philadelphia..... W..... 6-120-1	11/23/1969..... Bob Long..... vs Atlanta..... W..... 10-108-0
12/17/1988..... Ricky Sanders..... at Cincinnati..... L..... 6-120-1	10/23/2016..... Jamison Crowder..... at Detroit..... L..... 7-108-0
10/8/1961..... Fred Dugan..... at Cleveland..... L..... 7-120-0	11/22/1964..... Angelo Coia..... vs Dallas..... W..... 6-107-1
11/2/2014..... DeSean Jackson..... at Minnesota..... L..... 4-120-1	9/1/1991..... Gary Clark..... vs Detroit..... W..... 6-107-1
12/13/2015..... Jordan Reed..... at Chicago..... W..... 9-120-1	12/8/1962..... Bobby Mitchell..... at Baltimore..... L..... 7-107-0
1/10/2016..... Jordan Reed..... vs Green Bay..... L..... 9-120-1	11/20/1994..... Desmond Howard..... at Dallas..... L..... 7-107-1
12/15/1974..... Frank Grant..... vs Chicago..... W..... 4-119-0	11/22/1995..... Leslie Shepherd..... vs Arizona..... L..... 7-107-1
11/19/1978..... John McDaniel..... vs St. Louis..... L..... 4-119-1	10/30/2016..... Jamison Crowder..... at Cincinnati..... T..... 9-107-1
11/14/1948..... Harold Crisler..... vs Detroit..... W..... 5-119-0	10/4/1959..... Bill Anderson..... vs Pittsburgh..... W..... 3-106-1
11/8/1987..... Gary Clark..... at Philadelphia..... L..... 5-119-1	11/3/1940..... James Johnston..... at Pittsburgh..... W..... 4-106-2

MILESTONE GAMES

11/2/1958	Joe Walton	at Pittsburgh	L	4-106-1
10/4/1992	Gary Clark	at Phoenix	L	4-106-0
12/12/1954	Hugh Taylor	vs Chi. Cardinals	W	5-106-3
9/28/1975	Roy Jefferson	vs NY Giants	W	5-106-2
12/26/1999	Albert Connell	at San Francisco	W	5-106-0
11/26/1967	Bobby Mitchell	at Cleveland	L	6-106-1
11/3/1985	Art Monk	at Atlanta	W	6-106-1
10/1/1967	Charley Taylor	vs NY Giants	W	7-106-0
9/20/1981	Ricky Thompson	at St. Louis	L	7-106-2
10/31/1983	Art Monk	at San Diego	W	7-106-0
9/16/1990	Gary Clark	at San Francisco	L	7-106-0
10/13/1991	Art Monk	vs Cleveland	W	7-106-1
9/4/2003	Laveranues Coles	vs NY Jets	W	5-106-0
11/13/2011	Leonard Hankerson	at Miami	L	8-106-0
11/21/2010	Santana Moss	at Tennessee	W	6-106-1
12/3/2012	Pierre Garçon	vs NY Giants	W	8-106-1
12/14/1958	Bill Anderson	vs Philadelphia	W	3-105-1
10/9/1966	Charley Taylor	vs Atlanta	W	3-105-1
12/16/1973	Larry Brown	vs Philadelphia	W	3-105-3
10/17/1983	Art Monk	at Green Bay	L	5-105-0
11/2/1975	Frank Grant	vs Dallas	W	6-105-1
11/11/1984	Calvin Muhammad	vs Detroit	W	7-105-0
9/4/1994	Henry Ellard	vs Seattle	L	7-105-0
9/21/2003	Laveranues Coles	vs NY Giants	L	7-105-0
10/14/2007	Chris Cooley	at Green Bay	L	9-105-1
9/11/2011	Fred Davis	vs NY Giants	W	5-105-0
11/6/2011	Roy Helu, Jr.	vs San Francisco	L	14-105-0
10/15/2017	Chris Thompson	vs San Francisco	W	4-105-0
11/18/2001	Michael Westbrook	at Denver	W	9-104-1
10/13/1957	Jim Padoley	vs NY Giants	L	3-104-1
12/11/1998	Terry Orr	vs Dallas	L	3-104-1
9/27/1998	Michael Westbrook	vs Denver	L	3-104-1
10/28/1984	Art Monk	at NY Giants	L	4-104-0
10/6/1957	John Carson	at Cardinals	W	5-104-1
10/14/1984	Calvin Muhammad	vs Dallas	W	5-104-1
12/13/1981	Virgil Seay	vs Baltimore	W	7-104-1
10/4/1970	Jerry Smith	at Philadelphia	W	8-104-1
11/25/1984	Art Monk	vs Buffalo	W	11-104-1
10/31/1949	Tom Farmer	vs Boston	W	5-103-0
11/12/1967	Bobby Mitchell	vs San Francisco	W	5-103-0
11/10/1985	Art Monk	vs Dallas	L	5-103-0
9/28/1986	Art Monk	vs Seattle	W	5-103-0
11/18/1945	Steve Bagarus	vs Chicago	W	6-103-1
11/23/1947	Paul McKee	vs Chi. Cardinals	W	7-103-2
12/8/1968	Jerry Smith	vs Cleveland	L	7-103-1
12/11/1988	Art Monk	vs Dallas	L	7-103-0
12/30/2006	Santana Moss	vs NY Giants	L	6-103-1
10/1/1950	Hugh Taylor	vs Pittsburgh	L	4-102-1
10/26/1947	Joe Duckworth	vs Chicago	L	5-102-2
11/2/1986	Art Monk	vs Minnesota	W	6-102-1
11/5/2000	James Thrash	at Arizona	L	6-102-0
10/22/1967	Jerry Smith	at Los Angeles	T	7-102-3
10/19/1970	Charley Taylor	at Oakland	L	7-102-1
11/26/1967	A.D. Whitfield	at Cleveland	L	8-102-0
9/13/1987	Gary Clark	vs Philadelphia	W	8-102-0
10/8/1989	Art Monk	vs Phoenix	W	8-102-1
9/12/2016	DeSean Jackson	vs Pittsburgh	L	6-102-0
11/20/2016	Jamison Crowder	vs Green Bay	W	3-102-1
12/11/2016	DeSean Jackson	at Philadelphia	W	3-102-1
10/13/1940	Dick Todd	vs Chi. Cardinals	W	2-101-1
9/11/1989	Gary Clark	vs NY Giants	L	6-101-0
10/31/1983	Charlie Brown	at San Diego	W	8-101-0
11/12/1967	Jerry Smith	vs San Francisco	W	9-101-2
9/5/1983	Alvin Garrett	vs Dallas	L	10-101-0
12/6/2009	Devin Thomas	vs New Orleans	L	7-100-2
11/15/1953	Hugh Taylor	vs Chicago	L	2-100-1
10/31/1943	Joe Aguirre	at Brooklyn	W	4-100-2
11/3/1963	Bobby Mitchell	at Dallas	L	5-100-0
11/15/1970	Charley Taylor	at NY Giants	L	5-100-1
10/13/1957	John Carson	vs NY Giants	L	6-100-1
10/22/1972	Larry Brown	vs Dallas	W	7-100-1
12/5/1982	Art Monk	vs Dallas	L	7-100-0
9/7/1986	Gary Clark	vs Philadelphia	W	7-100-0
1/9/1993	Gary Clark	at San Francisco	L	7-100-0
11/10/2002	Rod Gardner	at Jacksonville	L	7-100-1
10/7/2007	Antwan Randle El	vs Detroit	W	7-100-0
12/19/2010	Anthony Armstrong	at Dallas	L	5-100-0

MILESTONE GAME FACTS & FIGURES

Who has the most 100- or 300-yard games in team history? What is the Redskins' record in these contests? Find out below.

TOP TEN: 100-YARD RUSHING GAMES

Rank	Player	No. of Games
1	Clinton Portis	26
2	John Riggins	25
3	Larry Brown	21
4	Stephen Davis	19
5	Alfred Morris	13
6t	Earnest Byner	12
6t	George Rogers	12
6t	Terry Allen	12
9t	Cliff Battles	9
9t	Ladell Betts	9

TOP TEN: 300-YARD PASSING GAMES

Rank	Player	No. of Games
1	Kirk Cousins	25
2	Sonny Jurgensen	15
3	Joe Theismann	14
4	Mark Rypien	11
5t	Sammy Baugh	7
5t	Jay Schroeder	7
5t	Robert Griffin III	7
8	Jason Campbell	6
9	Norm Snead	5
10t	Brad Johnson	4
10t	Mark Brunell	4
10t	Rex Grossman	4

TOP TEN: 100-YARD RECEIVING GAMES

Rank	Player	No. of Games
1	Art Monk	36
2	Gary Clark	28
3	Bobby Mitchell	23
4	Charley Taylor	22
5	Santana Moss	17
6	Hugh Taylor	15
7t	DeSean Jackson	12
7t	Michael Westbrook	12
9	Ricky Sanders	11
10	Henry Ellard	10

TOTALS

Players to record at least one 100-yard rushing game: 55
Total number of individual 100-yard rushing performances: 251

Players to record at least one 300-yard passing game: 25
Total number of individual 300-yard passing performances: 131

Players to record at least one 100-yard receiving game: 80
Total number of individual 100-yard receiving performances: 345

RECORD WHEN...

... a Redskin rushes for 100 yards or more: 187-59-1
... two Redskins rush for 100 yards or more: 4-0
... a Redskin passes for 300 yards or more: 63-64-4
... at least one Redskin posts 100 receiving yards: 162-139-10
... only one Redskin posts 100 or more receiving yards: 143-126-8
... only two Redskins post 100 or more receiving yards: 17-12-2
... three Redskins register 100 or more receiving yards: 1-1
... at least one Redskin posts 150 or more receiving yards: 38-25-2
... at least one Redskin posts 200 or more receiving yards: 7-4

OVERTIME GAMES

In 1974, the NFL established overtime to decide regular season games. Since then, the Redskins have compiled a 25-16-2 record in overtime games.

**Nov. 2, 1975 - RFK Stadium
Washington 30, Dallas 24**

Ken Houston returned a Roger Staubach interception 14 yards, and Billy Kilmer scored the winning touchdown after 6:34 of overtime action.

**Nov. 16, 1975 - Busch Stadium
St. Louis 20, Washington 17**

The Cards scored with 20 seconds remaining on a catch by Mel Gray to force overtime. St. Louis won the coin toss and marched to set up a 37-yard Jim Bakken field goal to win after seven minutes of play.

**Nov. 23, 1975 - RFK Stadium
Oakland 26, Washington 23**

George Blanda's 27-yard field goal decided the contest after 7:13.

**Sept. 27, 1976 - Veterans Stadium
Washington 20, Philadelphia 17**

Mark Moseley's 29-yard field goal won the Monday night game with 12:49 elapsed in overtime.

**Nov. 12, 1978 - RFK Stadium
Washington 16, New York Giants 13**

Washington won on Moseley's 45-yard field goal after 3:32 elapsed.

**Nov. 15, 1981 - Giants Stadium
Washington 30, New York Giants 27**

Moseley kicked a 49-yard field goal on the game's final play to force overtime and a 48-yard field goal to win with 3:44 elapsed.

**Sept. 12, 1982 - Veterans Stadium
Washington 37, Philadelphia 34**

The Redskins sent the game into overtime on a 48-yard field goal by Moseley with :01 to play. Moseley won the game with a 26-yarder.

**Nov. 2, 1986 - RFK Stadium
Washington 44, Minnesota 38**

Jay Schroeder engineered a four-play, 63-yard drive ending with a Gary Clark 38-yard touchdown pass.

**Dec. 26, 1987 - Metrodome
Washington 27, Minnesota 24**

Ricky Sanders' 51-yard touchdown reception from Doug Williams with less than two minutes remaining tied the score at 24. Ali Haji-Sheikh kicked the 26-yard game-winning field goal after Sanders' 36-yard kickoff return in overtime.

**Dec. 17, 1988 - Riverfront Stadium
Cincinnati 20, Washington 17**

Jim Breech connected from 20 yards out seven minutes into sudden death.

**Nov. 4, 1990 - Pontiac Silverdome
Washington 41, Detroit 38**

Chip Lohmiller's 34-yard field goal 9:10 into overtime capped the Redskins comeback that equalled the team's greatest in history. Down by 21 points in the third quarter and 17 points entering the fourth, Jeff Rutledge's 12-yard run tied the game with :18 seconds remaining.

**Nov. 3, 1991 - RFK Stadium
Washington 16, Houston 13**

Darrell Green intercepted a Warren Moon pass which set-up Lohmiller's 41-yard field goal 5:01 into overtime moving the Redskins to a 9-0 record. The Oilers tied the game with less than two minutes in regulation and had a chance to win after Brian Mitchell fumbled the kickoff, but Ian Howfield's 33-yard attempt sailed wide left.

**Oct. 16, 1994 - RFK Stadium
Arizona 19, Washington 16**

Arizona scored the tying touchdown with :19 left in regulation. Arizona's game-winner was set up by Terry Hoage, who intercepted a Heath Shuler pass and returned it 12 yards to the 23. Peterson kicked the game-winning 29-yard field goal.

**Oct. 8, 1995 - Veterans Stadium
Philadelphia 37, Washington 34**

Down 10 points in the 4th quarter, Gus Frerotte guided the Redskins back with a touchdown pass to Henry Ellard and Eddie Murray's 46-yard field goal tied it up with :52 left. In OT, Washington stalled on its opening drive and the Eagles' Gary Anderson won the game with a 35-yard field goal.

**Oct. 22, 1995 - RFK Stadium
Washington 36, Detroit 30**

Trailing 30-27, Eddie Murray's 39-yard field goal tied it with :04 to play. Darrell Green's seven-yard interception return of a Scott Mitchell pass for a touchdown 3:41 into overtime ended the game.

**Nov. 10, 1996 - RFK Stadium
Arizona 37, Washington 34**

In one of the most bizarre games in Redskins history, the Skins led by 14 points in the fourth quarter only to squander the lead. The Cardinals won the coin toss and drove to the Redskins 15, only to have Kevin Butler miss. The Skins' Scott Blanton boot-ed the apparent 38-yard game-winner, but a holding penalty forced a retry from 48 that went wide left. Arizona then missed a 29-yarder that was negated because the Redskins were offside. Butler's third attempt was good from 32 yards.

**Nov. 24, 1996 - RFK Stadium
San Francisco 19, Washington 16**

San Francisco's William Floyd's 1-yard touchdown run tied the game in regulation. After winning the coin toss in overtime, the 49ers' Jeff Wilkins hit a 38-yard field goal to win.

**Sept. 14, 1997 - Jack Kent Cooke Stadium
Washington 19, Arizona 13**

In the inaugural game at Jack Kent Cooke Stadium, the Redskins won with 13:24 left in overtime when Gus Frerotte, sidestepping a heavy rush, threw a 40-yard strike to a leaping Michael Westbrook in the end zone. The winning points were set up two plays earlier when rookie defensive end Kenard Lang forced and recovered a fumble on the Redskins 35-yard line.

**Nov. 23, 1997 - Jack Kent Cooke Stadium
Washington 7, NY Giants 7**

In overtime, the Redskins turned the ball over three times, but the defense forced two punts and the Giants missed a 54-yard field goal. With under two minutes remaining, the Redskins drove to the Giants 36-yard line, but a 54-yard field goal attempt fell short with 11 seconds left in overtime.

OVERTIME GAMES

Sept. 12, 1999 - FedExField Dallas 41, Washington 35

Dallas stopped the Skins' first overtime drive and then scored on a 76-yard bomb from Troy Aikman to Rocket Ismail.

Nov. 28, 1999 - FedExField Washington 20, Philadelphia 17

Brett Conway's game-winning 27-yard FG was set up by a 48-yard kickoff return by James Thrash, which opened the overtime period. The Eagles never had the ball.

Dec. 26, 1999 - 3Com Park Washington 28, San Francisco 20

The Redskins overcame a 10-point fourth quarter deficit to win their ninth game of the year and clinch the NFC East. Brad Johnson's QB sneak from the 1-yard line with 3:28 left in regulation sent the game into the extra period. On the opening drive, Johnson connected with Larry Centers for a 33-yard TD.

Oct. 1, 2000 - FedExField Washington 20, Tampa Bay 17

Tampa Bay forced the overtime when Martin Gramatica connected on a 42-yard field goal as the regulation clock fell to 0:00. 10:51 into the extra period, Deion Sanders ignited the crowd with a 57-yard punt return, setting up the game winning 20-yard field goal by Michael Husted.

Oct. 21, 2001 - FedExField Washington 17, Carolina 14

Placekicker Brett Conway kicked a 23-yard field goal in overtime to seal the Redskins' first victory of the season and the first under Marty Schottenheimer, 17-14. The Redskins forced overtime by overcoming a 14-point deficit in the fourth quarter thanks to a 67-yard interception return for touchdown by LaVar Arrington and an 85-yard touchdown pass from Tony Banks to Rod Gardner.

Sept. 21, 2003 - FedExField New York Giants 24, Washington 21

With less than five minutes left in regulation, Washington overcame a 21-10 deficit to send the game into overtime. The Giants won the toss and drove downfield from their own 6-yard line. Kicker Matt Bryant connected on a 29-yard field goal to cap off New York's first scoring drive since the second quarter and seal the 24-21 victory.

Oct. 2, 2005 - FedExField Washington 20, Seattle 17

With a chance to win the game at the end of regulation with 0:01 left on the clock, Seattle kicker Josh Brown missed a 47-yard field goal, sending the game into overtime. After winning the coin toss, the Redskins went on a 5:31 drive that culminated with a Nick Novak 39-yard field goal to seal Washington's victory over the Seahawks.

Nov. 27, 2005 - FedExField San Diego 23, Washington 17

San Diego running back LaDainian Tomlinson scored a 32-yard touchdown run with 3:37 remaining to tie the game at 17. With 0:35 remaining, the Redskins had an opportunity to take the lead with a 53-yard field goal but the ball sailed wide right. In overtime, San Diego ran two plays that culminated in a 41-yard touchdown run, again by Tomlinson to seal the victory.

Oct. 1, 2006 - FedExField Washington 36, Jacksonville 30

Jacksonville sent the game into overtime with 0:06 on the clock when kicker Josh Scobee connected on a 41-yard field goal. Washington won the coin toss and proceeded to take the ball 80 yards on three plays for the game-winning score. Quarterback Mark Brunell connected with wide receiver Santana Moss for a 68-yard touchdown pass to seal the win.



Dec. 24, 2006 - Edward Jones Dome St. Louis 37, Washington 31

Washington kicker Shaun Suisham nailed a field goal with 1:15 remaining in regulation to tie the score at 31 and send it into overtime. St. Louis came back in overtime and, six minutes into the extra time, running back Steven Jackson took a handoff 21 yards for the game winning touchdown.

Sept. 9, 2007 - FedExField Washington 16, Miami 13

In overtime, the Redskins won the coin toss and elected to receive. Running backs Clinton Portis and Ladell Betts combined for 46 rushing yards and quarterback Jason Campbell completed a key third-down pass to tight end Chris Cooley, keeping the drive alive. As soon as the Redskins got into field goal range, kicker Shaun Suisham nailed the 39-yard field goal to seal the victory.

Nov. 4, 2007 - Meadowlands Washington 23, New York Jets 20

Jets kicker Mike Nugent connected on a 30-yard field goal with 0:15 left in regulation to tie the game at 20-20 and send the game into overtime. Washington running back Clinton Portis bulldozed his way down the field in overtime, setting up the game-winning 46-yard field goal by kicker Shaun Suisham.

Dec. 6, 2009 - FedExField New Orleans 33, Washington 30

Saints quarterback Drew Brees drove 80 yards at the end of regulation to tie the game at 30-30. In overtime, the Saints marched down the field setting up an 18-yard field goal by kicker Garrett Hartley to seal the victory.

Sept. 19, 2010 - FedExField Houston 30, Washington 27

After holding the Texans on the first possession of overtime, the Redskins drove to the Houston 34-yard line, but kicker Graham Gano pushed a 52-yard attempt wide right. On the ensuing drive, Neil Rackers connected on a 35-yard field goal to give Houston the win.

OVERTIME GAMES

**Oct. 10, 2010 – FedExField
Washington 16, Green Bay 13**

LaRon Landry intercepted an Aaron Rodgers pass on Green Bay's second overtime possession and the Redskins drove 24 yards to set up a game-winning 33-yard field goal by kicker Graham Gano in the team's Week 5 win against the eventual Super Bowl champions.

**Nov. 21, 2010 – LP Field
Washington 19, Tennessee 16**

After missing a potential game-winning field goal at the end of regulation, Graham Gano redeemed himself in overtime, capping off a 10-play, 57-yard drive with a 48-yarder on the Redskins' first overtime possession to secure a 19-16 road win.

**Dec. 26, 2010 – EverBank Field
Washington 20, Jacksonville 17**

A 20-yard touchdown run by Jacksonville quarterback David Garrard in the final three minutes of regulation helped the Jaguars force overtime. Jacksonville won the toss and elected to receive, but on their third offensive play of overtime, cornerback Kevin Barnes intercepted Garrard, setting up Graham Gano for a 31-yard game-winning field goal.

**Nov. 20, 2011 – FedExField
Dallas 27, Washington 24**

Redskins quarterback Rex Grossman lofted a perfect fade to receiver Donte Stallworth in the corner of the end zone with 14 seconds remaining in regulation to force overtime. The Redskins missed a 52-yard field goal attempt on the first possession of overtime, and Dallas responded as kicker Dan Bailey hit a 39-yard field goal above the right upright for a Dallas victory.

**Dec. 9, 2012 – FedExField
Washington 31, Baltimore 28**

Baltimore took an eight-point lead with less than five minutes to play, but Washington quarterbacks Robert Griffin III and Kirk Cousins led a 13-play, 88-yard drive to tie the game at 28-28. Cousins, in place of an injured Griffin III, threw an 11-yard touchdown pass to Pierre Garçon and followed it with a two-point conversion on a quarterback draw. In overtime, Washington forced the eventual Super Bowl champion Ravens to go three-and-out, and after a 64-yard punt return by rookie Richard Crawford, kicker Kai Forbath hit a 34-yard game-winning field goal.

**Nov. 3, 2013 – FedExField
Washington 30, San Diego 24**

Leading 24-21 on Homecoming Weekend, the Redskins' defense faced first-and-goal from its own 1-yard line with 21 seconds remaining. After stopping Danny Woodhead on first down, the Redskins forced two Philip Rivers incompletions and forced the Chargers to settle for a game-tying 19-yard field goal by Nick Novak. Washington took the ball on the first possession of overtime and promptly drove 78 yards in 10 plays, winning the game on fullback Darrel Young's team-record-tying third rushing touchdown of the day.

**Oct. 27, 2014 – AT&T Stadium
Washington 20, Dallas 17**

Led by quarterback Colt McCoy in his first start with the team, the Redskins earned their first overtime win against the rival Cowboys since Nov. 2, 1975. On Monday Night Football, McCoy completed 25-of-30 passes for 299 yards, including engineering a nine-play, 58-yard drive culminating in a 40-yard Kai Forbath field goal on overtime's first possession. Rookie cornerback Bashaud Breeland batted away a fourth down pass on the ensuing Cowboys possession, giving the Redskins a 20-17 win.

**Oct. 11, 2015 – Georgia Dome
Atlanta 25, Washington 19**

The Redskins trailed by three with 24 seconds remaining in regulation. Quarterback Kirk Cousins led the Redskins 46 yards in four plays, and kicker Dustin Hopkins hit a then-career-long 52-yard field goal with no time remaining to force overtime with the teams tied at 19-19. The Redskins received the ball to start

overtime, but on the seventh play of the drive, wide receiver Ryan Grant slipped in his route, allowing Falcons cornerback Robert Alford to intercept a Cousins pass and race 59 yards down the right sideline for the game-winning touchdown.

**Oct. 30, 2016 – Wembley Stadium
Washington 27, Cincinnati 27**

In the Redskins' first game in London, the Redskins and Bengals treat an international audience to a back-and-forth game that featured five lead changes. Trailing 27-24 with 3:15 remaining, quarterback Kirk Cousins engineered a 10-play, 45-yard drive to set-up kicker Dustin Hopkins for a game-tying 40-yard field goal with 1:07 remaining in regulation. In overtime, Hopkins pulled a potential game-winning 34-yard field goal wide left. The Redskins forced a fumble on the Bengals' ensuing possession, and a potential Hail Mary pass for the Redskins on their next drive sailed out of bounds, resulting in the Redskins' second tie of the overtime era.

**Nov. 19, 2016 – Mercedes-Benz Superdome
New Orleans 34, Washington 31**

A battered Redskins squad led the eventual NFC North champion Saints, 31-16, with under six minutes remaining in New Orleans, but the Saints engineered touchdown drives of 75 yards and 87 yards and converted a two-point conversion to send the game to overtime at 31-31. After a Redskins' three-and-out to open the extra period, the Saints drove 51 yards to set up Wil Lutz's game-winning 28-yard field goal.

OVERTIME RECORDS

Washington's .605 all-time winning percentage in overtime games (including postseason play) ranks third among all NFL teams entering 2019.

Team	W	L	T	Pct.
Arizona Cardinals	28	16	3	0.628
Denver Broncos	30	19	2	0.608
Washington Redskins	25	16	2	0.605
Buffalo Bills	22	15	0	0.595
New York Giants	23	17	2	0.571

PLAYERS OF THE WEEK/MONTH

NFC PLAYERS OF THE WEEK

OFFENSE (39)

YEAR	WEEK	POS.	PLAYER
1984	7	RB	John Riggins
1984	16	WR	Art Monk
1985	16	RB	George Rogers
1985	15	WR	Art Monk
1986	9	QB	Jay Schroeder
1986	12	WR	Gary Clark
1987	4	WR	Anthony Allen
1988	10	QB	Doug Williams
1988	14	WR	Ricky Sanders
1989	15	QB	Mark Rypien
1990	9	QB	Jeff Rutledge
1990	11	QB	Mark Rypien
1990	13	T	Jim Lachey
1991	11	QB	Mark Rypien
1991	12	WR	Art Monk
1991	7	WR	Art Monk
1992	6	WR	Art Monk
1993	1	QB	Mark Rypien
1994	8	QB	Gus Frerotte
1995	5	RB	Terry Allen
1999	4	QB	Brad Johnson
1999	2	QB	Brad Johnson
1999	11	RB	Stephen Davis
2000	8	WR	Albert Connell
2001	6	WR	Rod Gardner
2002	1	QB	Shane Matthews
2005	16	WR	Santana Moss
2005	2	WR	Santana Moss
2006	4	WR	Santana Moss
2007	16	RB	Clinton Portis
2007	14	QB	Todd Collins
2007	5	QB	Jason Campbell
2008	5	RB	Clinton Portis
2012	1	QB	Robert Griffin III
2012	11	QB	Robert Griffin III
2012	17	RB	Alfred Morris
2015	7	QB	Kirk Cousins
2015	10	QB	Kirk Cousins
2016	11	QB	Kirk Cousins
2017	3	QB	Kirk Cousins
2018	8	RB	Adrian Peterson

DEFENSE (36)

YEAR	WEEK	POS.	PLAYER
1984	15	CB	Darrell Green
1984	3	CB	Vernon Dean
1984	6	DT	Dave Butz
1985	8	S	Curtis Jordan
1986	1	DT	Dave Butz
1987	14	DE	Charles Mann
1987	10	CB	Darrell Green
1989	13	CB	A.J. Johnson
1990	17	LB	Wilber Marshall
1991	6	LB	Wilber Marshall
1992	7	LB	Wilber Marshall
1992	13	S	Brad Edwards
1992	15	S	Danny Copeland
1993	10	CB	Darrell Green
1995	14	S	Stanley Richard
1996	2	DT	Sean Gilbert
1997	13	LB	Ken Harvey
1997	17	CB	Darrell Green
1997	5	CB	Cris Dishman
1998	13	CB	Darrell Green
1999	3	DE	Kenard Lang
1999	6	CB	Champ Bailey
2000	12	DE	Bruce Smith
2000	5	DE	Marco Coleman
2000	5	CB	Deion Sanders
2003	4	CB	Champ Bailey
2005	15	DE	Phillip Daniels
2006	12	S	Sean Taylor
2006	9	S	Troy Vincent
2008	2	S	Chris Horton
2009	14	LB	Brian Drakpo
2010	5	S	LaRon Landry
2010	7	CB	DeAngelo Hall
2011	4	LB	Brian Drakpo
2011	12	CB	DeAngelo Hall
2014	7	LB	Keenan Robinson

SPECIAL TEAMS (16)

YEAR	WEEK	POS.	PLAYER
1991	2	K	Chip Lohmiller
1994	2	RET	Brian Mitchell
1996	2	RET	Brian Mitchell
1997	7	P	Matt Turk
1998	9	P	Matt Turk
1998	14	RET	Brian Mitchell
2005	14	RET	Antonio Brown
2005	17	ST	Mike Sellers
2007	9	K	Shaun Suisham
2008	8	RET	Santana Moss
2008	16	P	Ryan Plackemeier
2009	14	P	Hunter Smith
2010	16	K	Graham Gano
2014	8	K	Kai Forbath
2016	3	K	Dustin Hopkins
2016	5	RET	Jamison Crowder
2018	10	P	Tress Way

**** NOTE - The NFL started awarding weekly honors in 1984.**

NFC PLAYERS OF THE MONTH

OFFENSE (7)

YEAR	MONTH	POS.	PLAYER
1990	Dec.	RB	Earnest Byner
1991	Nov.	WR	Gary Clark
1996	Oct.	RB	Terry Allen
2007	Dec.	QB	Todd Collins
2008	Oct.	RB	Clinton Portis
2015	Dec.	QB	Kirk Cousins
2016	Nov.	QB	Kirk Cousins

DEFENSE (5)

YEAR	MONTH	POS.	PLAYER
1988	Nov.	DE	Dexter Manley
1991	Oct.	LB	Wilber Marshall
1992	Oct.	LB	Wilber Marshall
2005	Dec.	LB	Marcus Washington
2012	Dec.	LB	London Fletcher

SPECIAL TEAMS (3)

YEAR	MONTH	POS.	PLAYER
1993	Sept.	S	Pat Eilers
1997	Oct.	P	Matt Turk
2016	Sept.	K	Dustin Hopkins

PRESEASON RESULTS SINCE 1961

1961 (0-5)

8/11...vs. Los Angeles.....7-26....L
 8/19...vs. Chicago.....13-29....L.....Charleston, SC
 8/26...vs. Baltimore.....7-41....L.....Norfolk, VA
 9/2...vs. Philadelphia.....10-17....L.....Bristol, TN
 9/9...vs. Green Bay.....24-31....L.....Columbus, GA

1962 (1-4)

8/11...at Los Angeles.....7-37....L
 8/16...vs. Baltimore.....14-34....L
 8/25...vs. Philadelphia.....7-24....L.....Charlotte, NC
 9/1...vs. Chicago.....29-28....W.....Norfolk, VA
 9/8...vs. Green Bay.....14-20....L.....Columbus, GA

1963 (0-4)

8/15...vs. Chicago.....26-28....L
 8/24...vs. Philadelphia.....13-41....L.....Charlotte, NC
 8/31...vs. Baltimore.....13-27....L.....Norfolk, VA
 9/6...vs. Green Bay.....17-28....L

1964 (2-3)

8/8...vs. Detroit.....27-28....L.....Charlotte, NC
 8/15...vs. Chicago.....13-14....L.....Richmond, VA
 8/22...vs. NY Giants.....27-24....W.....Ithaca, NY
 8/27...vs. Baltimore.....14-41....L
 9/5...vs. St. Louis.....17-10....W.....Norfolk, VA

1965 (3-3)

8/3...vs. Philadelphia.....37-0....W.....Hershey, PA
 8/12...vs. Chicago.....30-31....L
 8/21...vs. St. Louis.....13-7....W.....Richmond, VA
 8/28...vs. Minnesota.....16-20....L.....Charlotte, NC
 9/4...vs. Baltimore.....23-33....L.....Norfolk, VA
 9/12...vs. Detroit.....20-3....W.....Canton, OH

1966 (1-3)

8/3...vs. Baltimore.....0-35....L
 8/20...vs. Chicago.....10-24....L.....Norfolk, VA
 8/26...vs. Minnesota.....27-30....L.....Cleveland, OH
 9/3...vs. Philadelphia.....35-20....W

1967 (4-1)

8/9...vs. Chicago.....37-14....W
 8/19...vs. NY Giants.....31-13....W.....Raleigh, NC
 8/26...at Boston.....13-7....W
 8/31...vs. Baltimore.....17-23....L
 9/9...vs. Pittsburgh.....16-10....W.....Norfolk, VA

1968 (3-3)

8/1...at Houston.....3-9....L
 8/10...vs. Atlanta.....16-14....W.....Tampa, FL
 8/16...vs. Baltimore.....13-15....L
 8/24...vs. Chicago.....13-45....L.....Raleigh, NC
 8/29...vs. Detroit.....16-10....W
 9/7...vs. Pittsburgh.....24-17....W.....Norfolk, VA

1969 (2-4)

8/2...vs. Chicago.....13-7....W
 8/8...at Buffalo.....17-21....L
 9/23...at Atlanta.....24-7....W
 8/30...vs. Detroit.....20-21....L.....Tampa, FL
 9/6...vs. Cleveland.....10-20....L
 9/14...at Philadelphia.....17-26....L

1970 (5-1)

8/8...at Cincinnati.....12-27....L
 8/16...at Boston.....45-21....W
 8/21...vs. Atlanta.....21-13....W
 8/28...vs. Buffalo.....27-0....W
 9/5...vs. Miami.....26-21....W.....Tampa, FL
 9/12...vs. Baltimore.....17-14....W

1971 (2-3-1)

8/7...at San Diego.....10-19....L
 8/14...at Denver.....17-13....W
 8/21...vs. St. Louis.....20-13....W
 8/28...vs. Baltimore.....14-20....L
 9/4...at Miami.....10-27....L
 9/11...vs. Cincinnati.....17-17....T

1972 (3-2-1)

8/4...vs. Baltimore.....33-3....W.....Tampa, FL
 8/11...vs. Denver.....41-0....W
 8/18...vs. Philadelphia.....34-10....W
 8/25...at Detroit.....10-23....L
 8/31...vs. Miami.....24-27....L
 9/8...at Pittsburgh.....10-10....T

1973 (5-1)

8/3...vs. Detroit.....14-17....L
 8/10...vs. Denver.....14-10....W
 8/17...at Buffalo.....37-21....W
 8/25...vs. Baltimore.....20-3....W
 9/2...at New England.....35-14....W
 9/9...vs. Chicago.....17-3....W

1974 (2-4)

8/2...vs. New England.....17-21....L
 8/9...vs. Houston.....3-48....L
 8/16...vs. Buffalo.....15-16....L
 8/24...at Cleveland.....20-17....W
 8/30...vs. Pittsburgh.....19-21....L
 9/6...vs. Baltimore.....7-6....W

1975 (4-3)

8/2...vs. Cincinnati.....17-9....W.....Canton, OH
 8/8...vs. Atlanta.....14-16....L
 8/16...at Houston.....13-24....L
 8/22...vs. Cleveland.....23-14....W
 8/29...vs. Detroit.....34-13....W
 9/7...vs. NY Jets.....31-35....L
 9/12...vs. Baltimore.....24-10....W

1976 (2-4)

7/31...at Atlanta.....17-10....W
 8/6...at Baltimore.....3-20....L
 8/14...vs. Pittsburgh.....7-27....L
 8/21...at Kansas City.....20-23....L
 8/28...at NY Jets.....38-7....W
 9/3...vs. Chicago.....7-9....L

1977 (4-2)

8/8...at Cleveland.....16-14....W
 8/13...at Miami.....15-27....L
 8/18...vs. Kansas City.....13-7....W
 8/27...at Green Bay.....13-9....W
 9/4...at New England.....7-45....L
 9/9...vs. NY Jets.....14-7....W

1978 (2-2)

8/5...at Minnesota.....13-20....L
 9/11...vs. Green Bay.....20-12....W
 8/18...at Baltimore.....17-16....W
 8/25...vs. Atlanta.....7-10....L

1979 (2-2)

8/4...at Tampa Bay.....9-7....W
 8/11...at Denver.....6-13....L
 8/18...at Atlanta.....16-6....W
 8/24...vs. Cleveland.....9-21....L

1980 (3-1)

8/9...at Baltimore.....13-3....W
 8/16...at Cleveland.....12-3....W
 8/23...vs. Oakland.....34-17....W
 8/29...at Tampa Bay.....6-11....L

1981 (3-1)

8/7...vs. Kansas City.....16-10....W
 8/14...vs. Minnesota.....27-13....W
 8/22...at Baltimore.....13-7....W
 8/30...at New England.....10-19....L

1982 (0-4)

8/14...at Miami.....7-24....L
 8/21...at Tampa Bay.....13-28....L
 8/27...vs. Buffalo.....14-20....L
 9/3...at Cincinnati.....21-28....L

1983 (2-2)

8/6...at Atlanta.....10-13....L
 8/12...vs. Cincinnati.....27-23....W
 8/19...vs. Miami.....7-38....L
 8/27...at Buffalo.....27-19....W

1984 (2-2)

8/4...at Denver.....16-13....W
 8/10...vs. L.A. Raiders.....20-21....L
 8/17...vs. New England.....27-31....L
 8/25...at New Orleans.....14-6....W

1985 (4-0)

8/10...at Atlanta.....17-14....W
 8/18...at L.A. Raiders.....14-9....W
 8/23...vs. New England.....37-36....W
 8/30...at Tampa Bay.....20-7....W

1986 (3-1)

8/10...at New England.....7-18....W
 8/15...vs. Pittsburgh.....27-24....W
 9/23...at Tampa Bay.....21-13....W
 8/29...vs. Atlanta.....29-21....W

1987 (3-1)

8/14...vs. Pittsburgh.....23-17....W
 8/22...vs. Green Bay.....33-0....W.....Madison, WI
 8/29...at Tampa Bay.....10-17....L
 9/5...at L.A. Rams.....26-14....W

1988 (3-1)

8/5...vs. Pittsburgh.....31-44....L
 8/13...at Miami.....27-10....W
 8/20...at L.A. Raiders.....45-27....W
 8/27...vs. Atlanta.....34-17....W.....Birmingham, AL

1989 (4-1)

8/5...vs. Buffalo.....31-6....W.....Canton, OH
 8/12...at Pittsburgh.....21-14....W
 8/21...at Minnesota.....13-21....L
 8/25...vs. Miami.....35-24....W
 9/1...at New Orleans.....28-21....W

1990 (3-1)

8/11...vs. Atlanta.....27-31....L.....[Chapel Hill, NC]
 8/17...vs. Pittsburgh.....27-24....W
 8/25...at Cleveland.....31-13....W
 8/31...vs. L.A. Rams.....37-10....W

1991 (1-3)

8/4...at Pittsburgh.....7-13....L
 8/10...at New England.....27-6....W
 8/16...vs. Cleveland.....21-24 [OT] L
 8/24...vs. NY Jets.....9-13....L.....Columbia, SC

PRESEASON RESULTS SINCE 1961

1992 (1-4)

8/1.....vs. Miami.....	21-22 L Orlando, FL
8/6.....at NY Jets.....	13-14 L	
8/16.....vs. San Francisco.....	15-17 L London
8/22...at L.A. Raiders.....	27-23 W	
8/29...vs. Minnesota.....	0-30 L	

1993 (3-1)

8/9.....vs. Cleveland.....	41-12 W	
8/14...at Miami.....	10-19 L	
8/22...at Pittsburgh.....	10-3 W	
8/27...vs. NY Jets.....	17-3 W	

1994 (1-3)

8/8.....at Buffalo.....	11-13 L	
8/12...vs. Kansas City.....	14-17 L	
8/18...at New England.....	17-27 L	
8/26...vs. Pittsburgh.....	22-21 W	

1995 (1-3)

8/5.....at Kansas City.....	21-37 L	
8/12...vs. Houston.....	16-13 W Nashville, TN
8/19...at Miami.....	12-27 L	
8/25...at Green Bay.....	23-35 L	

1996 (1-3)

8/2.....at Buffalo.....	17-7 W	
8/9.....at Detroit.....	25-34 L	
8/16...vs. Cincinnati.....	7-28 L	
8/23...at New England.....	19-27 L	

1997 (3-1)

8/2...at Tampa Bay.....	20-8 W	
8/9.....at Tennessee.....	18-12 W	
8/16...at Atlanta.....	35-31 W	
8/21...at Miami.....	7-28 L	

1998 (1-3)

8/8.....vs. Miami.....	16-19 L	
8/15...at Tennessee.....	27-24 W	
8/22...vs. New England.....	17-20 L	
8/28...at Buffalo.....	17-27 L	

1999 (3-1)

8/13...at New England.....	20-14 W	
8/20...vs. Buffalo.....	20-19 W	
8/28...at Pittsburgh.....	27-14 L	
9/3...vs. Tampa Bay.....	13-16 L	

2000 (3-1)

8/4.....at Tampa Bay.....	12-13 L	
8/11...vs. New England.....	30-20 W	
8/19...at Cleveland.....	24-0 W	
8/25...vs. Pittsburgh.....	17-10 W	

2001 (1-3)

8/12...at Kansas City.....	0-20 L	
8/17...vs. Atlanta.....	6-27 L	
8/24...vs. Cleveland.....	27-25 W	
8/30...at New England.....	13-33 L	

2002 (4-1)

8/3...vs. San Francisco.....	38-7 W Osaka, Japan
8/10...at Carolina.....	37-30 W	
8/18...vs. Pittsburgh.....	35-34 W	
8/24...at Tampa Bay.....	40-10 W	
8/29...vs. New England.....	14-28 L	

2003 (1-3)

8/9.....at Carolina.....	0-20 L	
8/16...vs. New England.....	13-20 L	
8/23...vs. Baltimore.....	24-3 W	
8/28...at Jacksonville.....	15-17 L	

2004 (3-2)

8/9...vs. Denver.....	20-17 W Canton, OH
8/14...vs. Carolina.....	20-23 L	
8/21...at Miami.....	17-0 W	
8/27...at St. Louis.....	3-28 L	
9/3...vs. Atlanta.....	27-0 W	

2005 (1-3)

8/13...at Carolina.....	10-28 L	
8/19...vs. Cincinnati.....	17-24 L	
8/26...vs. Pittsburgh.....	17-10 W	
9/1...at Baltimore.....	20-26 (OT) L	

2006 (0-4)

8/13...at Cincinnati.....	3-19 L	
8/19...vs. NY Jets.....	14-27 L	
8/26...at New England.....	0-41 L	
8/31...vs. Baltimore.....	10-17 L	

2007 (2-2)

8/11...at Tennessee.....	14-6 W	
8/18...vs. Pittsburgh.....	10-12 L	
8/25...vs. Baltimore.....	13-7 W	
8/30...at Jacksonville.....	14-31 L	

2008 (3-2)

8/3...vs. Indianapolis.....	30-16 W Canton, OH
8/9...vs. Buffalo.....	17-14 W	
8/16...at NY Jets.....	13-10 W	
8/23...at Carolina.....	3-47 L	
8/28...vs. Jacksonville.....	3-24 L	

2009 (1-3)

8/13...at Baltimore.....	0-23 L	
8/22...vs. Pittsburgh.....	17-13 W	
8/28...vs. New England.....	24-27 L	
9/3...at Jacksonville.....	17-24 L	

2010 (2-2)

8/13...vs. Buffalo.....	42-17 W	
8/21...vs. Baltimore.....	3-23 L	
8/27...at NY Jets.....	16-11 W	
9/2...at Arizona.....	10-20 L	

2011 (3-1)

8/12...vs. Pittsburgh.....	16-7 W	
8/19...at Indianapolis.....	16-3 W	
8/25...at Baltimore.....	31-34 L	
9/1...vs. Tampa Bay.....	29-24 W	

2012 (3-1)

8/9...at Buffalo.....	7-6 W	
8/18...at Chicago.....	31-33 L	
8/25...vs. Indianapolis.....	30-17 W	
8/29...vs. Tampa Bay.....	30-3 W	

2013 (4-0)

8/8...at Tennessee.....	22-21 W	
8/19...vs. Pittsburgh.....	24-13 W	
9/24...vs. Buffalo.....	30-7 W	
9/29...at Tampa Bay.....	30-12 W	

2014 (3-1)

8/7...vs. New England.....	23-6 W	
8/18...vs. Cleveland.....	24-23 W	
8/23...at Baltimore.....	23-17 L	
8/28...at Tampa Bay.....	24-10 W	

2015 (3-1)

8/13...at Cleveland.....	20-17 W	
8/20...vs. Detroit.....	21-17 W	
8/29...at Baltimore.....	31-13 W	
9/3...vs. Jacksonville.....	17-16 L	

2016 (3-1)

8/11...at Atlanta.....	23-17 L	
8/19...vs. NY Jets.....	22-18 W	
8/26...vs. Buffalo.....	21-16 W	
8/31...at Tampa Bay.....	20-13 W	

2017 (2-2)

8/10...at Baltimore.....	23-3 L	
8/19...vs. Green Bay.....	21-17 L	
8/27...vs. Cincinnati.....	23-17 W	
8/31...at Tampa Bay.....	13-10 W	

2018 (1-3)

8/9...at New England.....	26-17 L	
8/16...vs. NY Jets.....	15-13 W	
8/24...vs. Denver.....	29-17 L	
8/30...at Baltimore.....	30-20 L	

SINCE 1961

Preseason records vs. NFL franchises since 1961

49ers.....	1-1-0
Bears.....	4-8-0
Bengals.....	3-5-1
Bills.....	11-5-0
Broncos.....	5-2-0
Browns.....	10-3-0
Buccaneers.....	11-5-0
Cardinals (STL/PHX/ARI).....	3-1-0
Chargers.....	0-1-0
Chiefs.....	2-4-0
Colts (BAL/IND).....	11-10-0
Dolphins.....	4-10-0
Eagles.....	3-4-0
Falcons.....	10-6-0
Giants.....	2-0-0
Jaguars.....	0-5-0
Jets.....	7-4-0
Lions.....	4-5-0
Oilers/Titans (HOU/TEN).....	5-3-0
Packers.....	3-5-0
Panthers.....	1-4-0
Patriots (BOS/NE).....	8-14-0
Raiders (LA/OAK).....	4-1-0
Rams (LA/STL).....	2-3-0
Ravens.....	3-8-0
Saints.....	2-0-0
Steelers.....	15-5-1
Vikings.....	1-5-0

PRIME-TIME GAMES SINCE 1970

Entering 2019, the Redskins are 51-71-1 in prime-time regular season contests since the 1970 AFL-NFL merger.

1970 (0-1)

10/19/70.....Mon.....at Oakland.....20-34 L

1971 (1-0)

12/13/71.....Mon.....at LA Rams.....38-24 W

1972 (2-0)

9/18/72.....Mon.....at Minnesota.....24-21 W

11/20/72.....Mon.....vs. Atlanta.....24-13 W

1973 (1-1)

10/8/73.....Mon.....vs. Dallas.....14-7 W

11/5/73.....Mon.....at Pittsburgh.....16-21 L

1974 (2-0)

9/30/74.....Mon.....vs. Denver.....30-3 W

12/9/74.....Mon.....at LA Rams.....23-17 W

1975 (1-0)

10/13/75.....Mon.....vs. STL Cardinals.....27-17 W

1976 (2-0)

9/27/76.....Mon.....at Philadelphia.....20-17 W

10/25/76.....Mon.....vs. STL Cardinals.....20-10 W

1977 (1-1)

11/7/77.....Mon.....at Baltimore.....3-10 L

11/21/77.....Mon.....vs. Green Bay.....10-9 W

1978 (1-1)

10/2/78.....Mon.....vs. Dallas.....9-5 W

11/6/78.....Mon.....at Baltimore.....17-21 L

1979 (1-0)

9/17/79.....Mon.....vs. NY Giants.....27-0 W

1980 (0-2)

9/8/80.....Mon.....vs. Dallas.....3-17 L

10/13/80.....Mon.....at Denver.....17-20 L

1983 (1-2)

9/5/83.....Mon.....vs. Dallas.....30-31 L

10/17/83.....Mon.....at Green Bay.....47-48 L

10/31/83.....Mon.....at San Diego.....27-24 W

1984 (2-1)

9/10/84.....Mon.....at San Francisco.....31-37 L

11/5/84.....Mon.....vs. Atlanta.....27-14 W

11/29/84.....Thu.....at Minnesota.....31-17 W

1985 (2-1)

9/9/85.....Mon.....at Dallas.....14-44 L

10/7/85.....Mon.....vs. STL Cardinals.....27-10 W

11/18/85.....Mon.....vs. NY Giants.....23-21 W

1986 (1-1)

10/27/86.....Mon.....at NY Giants.....20-27 L

11/17/86.....Mon.....vs. San Francisco.....14-6 W

1987 (1-2)

10/19/87.....Mon.....at Dallas.....13-7 W

11/23/87.....Mon.....vs. LA Rams.....26-30 L

12/20/87.....Sun.....at Miami.....21-23 L

1988 (0-3)

9/5/88.....Mon.....at NY Giants.....20-27 L

10/30/88.....Sun.....at Houston (Oilers).....17-41 L

11/21/88.....Mon.....at San Francisco.....21-37 L

1989 (0-3)

9/11/89.....Mon.....vs. NY Giants.....24-27 L

11/5/89.....Sun.....vs. Dallas.....3-13 L

11/20/89.....Mon.....vs. Denver.....10-14 L

1990 (1-2)

9/30/90.....Sun.....at Phoenix.....38-10 W

11/12/90.....Mon.....at Philadelphia.....14-28 L

12/22/90.....Sat.....at Indianapolis.....28-35 L

1991 (4-0)

9/1/91.....Sun.....vs. Detroit.....45-0 W

9/9/91.....Mon.....at Dallas.....33-31 W

9/30/91.....Mon.....vs. Philadelphia.....23-0 W

10/27/91.....Sun.....at NY Giants.....17-13 W

1992 (1-3)

9/7/92.....Mon.....at Dallas.....10-23 L

10/12/92.....Mon.....vs. Denver.....34-3 W

11/1/92.....Sun.....vs. NY Giants.....7-24 L

11/23/92.....Mon.....at New Orleans.....3-20 L

1993 (2-2)

9/6/93.....Mon.....vs. Dallas.....35-16 W

10/4/93.....Mon.....at Miami.....10-17 L

11/1/93.....Mon.....at Buffalo.....10-24 L

11/7/93.....Sun.....vs. Indianapolis.....30-24 W

1994 (0-1)

10/9/94.....Sun.....at Philadelphia.....17-21 L

1995 (0-1)

10/29/95.....Sun.....vs. NY Giants.....15-24 L

1996 (1-0)

9/29/96.....Sun.....vs. NY Jets.....31-16 W

1997 (2-0-1)

8/31/97.....Sun.....at Carolina.....24-10 W

10/13/97.....Mon.....vs. Dallas.....21-16 W

11/23/97.....Sun.....vs. NY Giants.....7-7 T

1998 (0-2)

9/14/98.....Mon.....vs. San Francisco.....10-45 L

12/27/98.....Sun.....at Dallas.....7-23 L

1999 (2-0)

10/17/99.....Sun.....at Arizona.....24-10 W

12/26/99.....Sun.....at San Francisco.....26-20 W

2000 (2-2)

9/18/00.....Mon.....vs. Dallas.....21-27 L

9/24/00.....Sun.....at NY Giants.....16-6 W

10/30/00.....Mon.....vs. Tennessee.....21-27 L

11/20/00.....Mon.....at St. Louis.....33-20 W

2001 (1-2)

9/24/01.....Mon.....at Green Bay.....0-37 L

10/15/01.....Mon.....at Dallas.....7-9 L

12/30/01.....Sun.....at New Orleans.....40-10 W

2002 (1-1)

9/16/02.....Mon.....vs. Philadelphia.....7-37 L

10/27/02.....Sun.....vs. Indianapolis.....26-21 W

2003 (1-2)

9/4/03.....Thu.....vs. NY Jets.....16-13 W

11/23/03.....Sun.....at Miami.....23-24 L

12/27/03.....Sat.....vs. Philadelphia.....7-31 L

2004 (0-3)

9/27/04.....Mon.....vs. Dallas.....18-21 L

10/10/04.....Sun.....vs. Baltimore.....10-17 L

12/12/04.....Sun.....vs. Philadelphia.....14-17 L

2005 (2-0)

9/19/05.....Mon.....at Dallas.....14-13 W

11/6/05.....Sun.....vs. Philadelphia.....17-10 W

2006 (0-3)

9/11/06.....Mon.....vs. Minnesota.....16-19 L

9/17/06.....Sun.....at Dallas.....10-27 L

12/30/06.....Sat.....vs. NY Giants.....28-34 L

2007 (4-0)

9/17/07.....Mon.....at Philadelphia.....20-12 W

12/6/07.....Thu.....vs. Chicago.....24-16 W

12/16/07.....Sun.....at NY Giants.....22-10 W

12/23/07.....Sun.....at Minnesota.....32-21 W

2008 (0-4)

9/4/08.....Thu.....at NY Giants.....7-16 L

11/3/08.....Mon.....vs. Pittsburgh.....6-23 L

11/16/08.....Sun.....vs. Dallas.....10-14 L

12/7/08.....Sun.....at Baltimore.....10-24 L

2009 (0-3)

10/26/09.....Mon.....vs. Philadelphia.....17-27 L

12/21/09.....Mon.....vs. NY Giants.....12-45 L

12/27/09.....Sun.....vs. Dallas.....0-17 L

2010 (1-2)

9/12/10.....Sun.....vs. Dallas.....13-7 W

10/17/10.....Sun.....vs. Indianapolis.....24-27 L

11/15/10.....Mon.....vs. Philadelphia.....28-59 L

2011 (0-1)

9/26/11.....Mon.....at Dallas.....16-18 L

2012 (2-0)

12/3/12.....Mon.....vs. NY Giants.....17-16 W

12/30/12.....Sun.....vs. Dallas.....28-18 W

2013 (0-5)

9/9/13.....Mon.....vs. Philadelphia.....27-33 L

10/13/13.....Sun.....at Dallas.....16-31 L

11/7/13.....Thu.....at Minnesota.....27-34 L

11/25/13.....Mon.....vs. San Francisco.....6-27 L

12/1/13.....Sun.....vs. NY Giants.....17-24 L

2014 (1-2)

9/25/14.....Thu.....vs. NY Giants.....14-45 L

10/6/14.....Mon.....vs. Seattle.....17-27 L

10/27/14.....Mon.....at Dallas.....20-17 W

2015 (1-2)

9/24/15.....Thu.....at NY Giants.....21-32 L

12/7/15.....Mon.....vs. Dallas.....16-19 L

12/26/15.....Sat.....at Philadelphia.....38-24 W

2016 (1-2)

9/12/16.....Mon.....vs. Pittsburgh.....16-38 L

11/20/16.....Sun.....vs. Green Bay.....42-24 W

12/19/16.....Mon.....vs. Carolina.....15-26 L

2017 (2-3)

9/24/17.....Sun.....vs. Oakland.....27-10 W

10/2/17.....Mon.....at Kansas City.....20-29 L

10/23/17.....Mon.....at Philadelphia.....24-34 L

11/23/17.....Thu.....vs. NY Giants.....20-10 W

11/30/17.....Thu.....at Dallas.....14-38 L

2018 (0-4)

10/8/18.....Mon.....at New Orleans.....19-43 L

11/22/18.....Thu.....at Dallas.....23-31 L

12/3/18.....Mon.....at Philadelphia.....13-28 L

12/22/18.....Sat.....at Tennessee.....16-25 L

RECORD BY NIGHT

Prime-time games by night since 1970

Night	Record	Night	Record
Monday	28-44	Saturday	1-3
Thursday	4-5	Sunday	18-17-1

PRO BOWLERS

1950

Bill DudleyHB
 Harry GilmerQB
 Paul LipscombT

1951

Sammy BaughQB
 Bill DudleyRB
 Rob GoodeFB
 Paul LipscombT
 Laurie NiemiT

1952

Harry GilmerQB
 Paul LipscombT
 Laurie NiemiT
 Hugh TaylorE
 John WilliamsHB

1953

Gene BritoE
 Don OollT
 Paul LipscombT

1954

Dick AlbanHB
 Rob GoodeFB
 Hugh TaylorE
 Bill WellsHB

1955

Gene BritoE
 Chuck DrazenovichLB
 Eddie LeBaronQB
 Volney PetersT
 Joe ScuderoHB
 Torgy TorgesonLB
 Harry UlinskiC

1956

Sam BakerP
 Gene BritoE
 Al DorowQB
 Chuck DrazenovichLB
 Leo ElterRB
 Dick StanfelG
 Torgy TorgesonLB

1957

Gene BritoE
 John CarsonE
 Chuck DrazenovichLB
 Eddie LeBaronQB
 Jim PodoleyRB
 Dick StanfelG

1958

Gene BritoE
 Chuck DrazenovichLB
 Eddie LeBaronQB
 Jim SchraderC
 Dick StanfelG

1959

Bill AndersonE
 Don BosselerRB
 Jim SchraderC
 Bob ToneffDT

1960

Bill AndersonE
 Bob KhayatDT
 Bob ToneffDT

1961

Dickie JamesRB
 Ray LemekT
 Jim SchraderC
 Bob ToneffDT

1962

Rod BreedloveLB
 Bobby MitchellFL
 John NisbyG
 Norm SneadQB

1963

Bobby MitchellFL
 Vince PromutoG
 Joe RutgensDT
 Norm SneadQB

1964

Sam HuffLB
 Sonny JurgensenQB
 Paul KrauseDB
 Bobby MitchellFL
 John PaluckDE
 Vince PromutoG
 Charley TaylorRB

1965

Paul KrauseDB
 Joe RutgensDT
 Charley TaylorRB

1966

Chris HanburgerLB
 Sonny JurgensenQB
 Charley TaylorWR

1967

Chris HanburgerLB
 Len HaussC
 Sonny JurgensenQB
 Jerry SmithTE
 Charley TaylorWR

1968

Chris HanburgerLB
 Len HaussC

1969

Larry BrownRB
 Pat FischerCB
 Chris HanburgerLB
 Len HaussC
 Sonny JurgensenQB
 Jerry SmithTE

1970

Larry Brown*RB
 Len HaussC

1971

Larry Brown*RB
 Speedy DuncanPR
 Len HaussC
 Roy JeffersonWR
 Curt KnightK

1972

Larry BrownRB
 Chris Hanburger*LB
 Len HaussC
 Billy Kilmer*QB
 Charley TaylorWR

1973

Chris Hanburger*LB
 Ken Houston*FS
 Herb Mul-KeyPR
 Charley TaylorWR

1974

Chris Hanburger*LB
 Ken Houston*SS
 Diron TalbertDT
 Charley Taylor*WR

1975

Chris Hanburger*LB
 Ken Houston*SS
 Charley TaylorWR

1976

Eddie BrownPR
 Chris HanburgerLB
 Ken Houston*SS
 Mike ThomasRB

1977

Eddie BrownPR
 Jean FugettTE
 Ken HoustonSS

1978

Tony GreenPR
 Ken HoustonSS

1979

Ken HoustonSS
 Mark MoseleyK
 Lemar Parrish*CB

1980

Mike NelmsPR
 Lemar Parrish*CB

1981

Mike NelmsPR

1982

Charlie BrownWR
 Mark MoseleyK
 Mike NelmsPR
 Tony Peters*SS
 Joe Theismann*QB

1983

Jeff Bostic*C
 Charlie BrownWR
 Dave ButzDT
 Russ Grimm*G
 Joe Jacoby*T
 Mark Murphy*FS
 Joe Theismann*QB

PRO BOWLERS

1984

Darrell Green*	CB
Russ Grimm*	G
Joe Jacoby*	T
Art Monk	WR

1985

Russ Grimm*	G
Joe Jacoby	T
Art Monk*	WR

1986

Gary Clark*	WR
Darrell Green*	CB
Russ Grimm	G
Joe Jacoby	T
Dexter Manley*	DE
Art Monk	WR
Jay Schroeder	QB

1987

Gary Clark	WR
Darrell Green*	CB
Charles Mann	DE

1988

Charles Mann	DE
Mark May*	T

1989

Charles Mann	DE
Mark Rypien	QB

1990

Earnest Byner*	RB
Gary Clark	WR
Darrell Green*	CB
Jim Lachey*	T

1991

Earnest Byner	RB
Gary Clark	WR
Darrell Green*	CB
Jim Lachey*	T
Chip Lohmiller	K
Charles Mann	DE
Mark Rypien*	QB
Mark Schlereth	G

1992

Wilber Marshall	LB
-----------------	----

1994

Ken Harvey*	LB
Reggie Roby	P

1995

Ken Harvey*	LB
Brian Mitchell	KR/PR

1996

Terry Allen*	RB
Gus Frerotte	QB
Darrell Green	CB
Ken Harvey	LB
Matt Turk	P

1997

Cris Dishman	CB
Darrell Green*	CB
Ken Harvey	LB
Matt Turk	P

1998

Matt Turk	P
-----------	---

1999

Stephen Davis	RB
Brad Johnson	QB
Tré Johnson*	G

2000

Stephen Alexander	TE
Champ Bailey*	CB
Marco Coleman	DE
Stephen Davis	RB

2001

LaVar Arrington*	LB
Chris Samuels*	OT
Champ Bailey	CB

2002

LaVar Arrington*	LB
Champ Bailey*	CB
Chris Samuels*	OT

2003

LaVar Arrington*	LB
Champ Bailey*	CB
Laveranues Coles	WR

2004

Marcus Washington*	LB
--------------------	----

2005

Santana Moss*	WR
Chris Samuels	OT

2006

Chris Samuels	OT
Sean Taylor	S

2007

Ethan Albright	LS
Chris Cooley	TE
Chris Samuels*	OT
Sean Taylor	S

2008

Chris Cooley	TE
Clinton Portis	RB
Chris Samuels	OT
Mike Sellers*	FB

2009

London Fletcher*	LB
Brian Orakpo*	LB

2010

London Fletcher	LB
DeAngelo Hall*	CB
Brian Orakpo*	LB

2011

London Fletcher	LB
-----------------	----

2012

Lorenzo Alexander	ST/LB
London Fletcher*	LB
Robert Griffin III	QB
Ryan Kerrigan	LB
Trent Williams	T

2013

Alfred Morris	RB
Brian Orakpo	LB
Trent Williams*	T

2014

Alfred Morris	RB
Trent Williams	T

2015

Trent Williams	T
----------------	---

2016

Kirk Cousins	QB
Ryan Kerrigan	LB
Jordan Reed	TE
Brandon Scherff	G
Trent Williams*	T

2017

Ryan Kerrigan*	LB
Brandon Scherff	G
Trent Williams	T

2018

Ryan Kerrigan*	LB
Trent Williams	T

*Starters since 1970 NFL-AFL merger indicated by asterisks

MOST SELECTIONS

All-time

Player	No.	Years
Chris Hanburger	9	1966-69, 72-76
Charley Taylor	8	1964-67, 72-76
Darrell Green	7	1984, 86-87, 90-91, 96-97
Ken Houston	7	1973-79
Trent Williams	7	2012-18
Chris Samuels	6	2001-02, 05-08
Len Hauss	6	1967-72

CONSECUTIVE SELECTIONS

All-time

Player	No.	Years
Ken Houston	7	1973-79
Trent Williams	7	2012-18
Len Hauss	6	1967-72
Chris Hanburger	5	1972-76
Paul Lipscomb	4	1950-53
Gene Brito	4	1955-58
Chuck Drazenovich	4	1955-58
Charley Taylor	4	1964-67
Chris Hanburger	4	1966-69
Larry Brown	4	1969-72
Russ Grimm	4	1983-86
Joe Jacoby	4	1983-86
Ken Harvey	4	1994-97
Chris Samuels	4	2005-08
London Fletcher	4	2009-12
Many players	3	

RECORD BOOK: TEAM

*Asterisks indicate NFL records

CHAMPIONSHIPS

League Championships	5 1937, 42, 82, 87, 91
NFC Championships	5 1972, 82-83, 87, 91
Division Championships	15 1936-37, 40, 42-43, 45, 72, 82-84, 87, 91, 99, 2012, 15

GAMES WON

Most Consecutive Games Won	14 1942-43 (includes playoffs)
	11 1991
	11 1983 (includes playoffs)
Most Consecutive Games Without Defeat	17 (16 wins, 1 tie) 1942-43 (includes playoffs)
	11 (all wins) 1991
	11 (all wins) 1983 (includes playoffs)
Most Games Won, Season	14 1983
	14 1991
	12 1986
Most Games Won, Season (Including Playoffs)	17 1991
	16 1983
	14 1997
	14 1986
Most Consecutive Games Won, Season	11 1991
	9 1983
	9 1972
Most Consecutive Games Won, Start of Season	11 1991
	7 1940
	5 1986
	5 1971
Most Consecutive Games Won, End of Season	9 1942
	9 1983
	7 2012
Most Consecutive Games Without Defeat, Start of Season	11 (all wins) 1991
	7 (6 wins, 1 tie) 1943
	7 (all wins) 1940
Most Consecutive Games Without Defeat, End of Season	9 (all wins) 1983
	9 (all wins) 1942
	7 (all wins) 2012
Most Consecutive Home Games Won	11 1939-40
	11 1990-91
	10 1974-75
Most Consecutive Home Games Without Defeat	14 (won 2, tied 1, won 11) 1938-40
	11 (all wins) 1990-91
	10 (all wins) 1974-75

Most Consecutive Road Games Won	9 1981-83
	7 1991
	7 1985-86
	7 1942-43

Most Consecutive Road Games Without Defeat	9 (all wins) 1981-83
	8 (7 wins, 1 tie) 1942-43
	7 Three times (Last: 1991)

Most Shutout Games Won or Tied, Season	4 (all wins) 1934
	3 Four times (Last: 1991)

Most Consecutive Shutout Games Won or Tied	2 Multiple times (Last: 12/23/89 and 09/09/90)
---	--

Largest Margin of Victory	45 vs. Lions 09/01/91
	44 vs. Rams 01/01/84
	42 vs. Bears 12/15/74
	42 at Dodgers 11/12/39

Overtime Games, Played, Season	4 2010
	3 Two times (Last: 1999)

Overtime Games, Won, Season	3 2010
	2 Two times (Last: 2007)

GAMES LOST

Most Consecutive Games Lost	17 1960-61
	9 2013-14
	8 1950
	8 1935

Most Consecutive Games Without Victory	23 (20 losses, 3 ties) 1960-61
	9 (all losses) 2013-14
	8 (all losses) 1950
	8 (all losses) 1935

Most Games Lost, Season	13 2013
	13 1994

Most Consecutive Games Lost, Season	9 1961
	8 2013
	8 1950
	8 1935

Most Consecutive Games Lost, Start of Season	9 1961
	7 1998
	5 Three times (Last: 1981)

Most Consecutive Games Lost, End of Season	8 2013
	8 1960
	5 Three times (Last: 1978)

Most Consecutive Games Without Victory, Season	13 (lost 9, tied 1, lost 3) 1961
	8 (all losses) 2013
	8 (all losses) 1950
	8 (all losses) 1935

RECORD BOOK: TEAM

Most Consecutive Games Without Victory, Start of Season

13 (lost 9, tied 1, lost 3) 1961
7 (all losses) 1998
5 Multiple times (Last: 2001)

Most Consecutive Games Without Victory, End of Season

8 2013
8 1960
5 Three times (Last: 1978)

Most Consecutive Home Games Lost

10 1960-61
9 1993-94
8 2011-12
8 1963-64

Most Consecutive Home Games Without Victory

11 1960-61
9 1993-94
8 2011-12
8 1963-64

Most Consecutive Road Games Lost

9 2014-15
9 2013-14
9 2008-09
9 1960-61

Most Consecutive Road Games Without Victory

18 1959-62
9 2014-15
9 2013-14
9 2008-09

Most Shutout Games Lost or Tied, Season

5 (4 losses, 1 tie) 1933
5 (4 losses, 1 tie) 1932
4 (3 losses, 1 tie) 1935
4 (all losses) 1934

Most Consecutive Shutout Games Lost or Tied

2 Multiple times (Last: 1961)
---	----------------------	--------------------

Largest Margin of Defeat

73 vs. Bears 12/08/40
59 vs. Browns 11/07/54
53 vs. Giants 11/05/61

TIE GAMES

Most Tie Games, Season

3 1967
2 Six times (Last: 1969)

Most Consecutive Tie Games

2 Multiple times (Last: 10/15/67 and 10/22/67)
---	----------------------	-------------------------------------

SCORING

Seasons Leading League, Scoring

3 1940, 1983, 1991
---	-------	------------------------

Most Consecutive Seasons Leading League, Scoring

1 1940, 1983, 1991
---	-------	------------------------

POINTS

Most Points, Season

541 1983
485 1991
443 1999

Fewest Points, Season

55 1932
65 1935
103 1933

Most Points, Game

72* vs. Giants 11/27/66
59 vs. Yanks 10/31/48
56 vs. Falcons 11/10/91

Most Points, Both Teams, Game

113* Redskins (72) vs. Giants (41) 11/27/66
95 Redskins (47) vs. Packers (48) 10/17/83
87 Redskins (42) vs. Cards (45) 11/22/98
87 Redskins (42) vs. Eagles (45) 09/28/47

Fewest Points, Both Teams, Game

0 Four times (Last: vs. Giants 10/01/39)
---	------------------	-----------------------------------

Most Points, Shutout Victory, Game

45 vs. Lions 09/01/91
42 vs. Bears 12/15/74
42 vs. Dodgers 11/12/39

Most Consecutive Games Scoring Including Playoffs

129 1961-70
-----	-------	---------------

Most Consecutive Games Scoring, Regular Season

201 1980-93
-----	-------	---------------

Fewest Points, Shutout Victory, Game

3 vs. Dodgers 10/05/41
6 vs. Eagles 10/21/34
7 Five times (Last: vs. 49ers, 11/13/55)

Most Points Overcome to Win Game

24 vs. Buccaneers (trailed 24-0, won 31-30) 10/25/15
21 vs. Panthers (trailed 21-0, won 38-36) 10/03/99
21 vs. Lions (trailed 35-13, won 41-38 in OT) 11/04/90
21 vs. Cowboys (trailed 21-0, won 34-31) 11/28/65

Most Points Overcome to Tie Game

21 vs. Eagles (trailed 14-35, tied 35-35) 12/03/67
----	--	----------------

Most Points, One Half

43 vs. Lions (2nd) 11/14/48
38 vs. Rams (1st) 01/01/64
38 vs. Giants (2nd) 11/27/66
38 vs. Cardinals (1st) 11/09/58

Most Points, Both Teams, One Half

65 Redskins (38) vs. Giants (27), 2nd 11/27/66
55 Redskins (13) vs. Bears (42), 2nd 10/26/47
52 Redskins (14) vs. Broncos (38), 2nd 10/27/13
52 Redskins (28) vs. Panthers (24), 1st 10/03/99
52 Redskins (31) vs. Eagles (21), 2nd 10/01/55
52 Redskins (14) vs. Cardinals (38), 1st 10/22/50

Most Points, One Quarter

35 vs. Broncos (2nd) 01/31/88
----	-------------------------	----------------

Points, Each Quarter

Q1: 21 Five times (Last: at Cowboys, 01/03/16)
Q2: 35 vs. Broncos 01/31/88
Q3: 28 at Eagles 10/01/55
Q4: 27 vs. Lions 11/14/48

Most Points, Both Teams, Each Quarter

Q1: 28 Multiple times (Last: vs. CAR, 14-14, 11/22/15)
Q2: 42 Redskins (21) vs. Eagles (21) 11/27/83
Q3: 42 Redskins (28) vs. Eagles (14) 10/01/55
Q4: 37 Redskins (24) vs. Giants (13) 11/27/66

Most Points, Both Teams, One Quarter

42 Redskins (21) vs. Eagles (21), 2nd 11/27/83
42 Redskins (28) vs. Eagles (14), 3rd 10/01/55
38 Redskins (17) vs. Falcons (21), 2nd 09/14/03

RECORD BOOK: TEAM

TOUCHDOWNS

Seasons Leading League, Touchdowns
2 1940, 83

Most Touchdowns, Season
63 1983
56 1991
54 1999

Fewest Touchdowns, Season
8 1932
9 1935
14 1933

Most Touchdowns, Game
10* vs. Giants 11/27/66
8 vs. Falcons 11/10/91
8 vs. Yanks 10/31/48

Most Touchdowns, Both Teams, Game
16* Redskins (10) vs. Giants (6) 11/27/66
12 Redskins (4) vs. Eagles (8) 11/15/10
12 Redskins (6) vs. Eagles (6) 09/28/47

Most Consecutive Games Scoring Touchdowns
86 1995-00

POINTS AFTER TOUCHDOWNS

Most [One-Point] PATs, Season
62 1983
56 1991
50 2012

Fewest [One-Point] PATs, Season
8 1934
12 1938
13 1933

Most [One-Point] PATs, Game
9 vs. Giants 11/27/66
8 vs. Falcons 11/10/91
8 vs. Yanks 10/31/48

Most [One-Point] PATs, Both Teams, Game
14* Redskins (9) vs. Giants (5) 11/27/66

Most Two-Point Conversions, Season
3 1994
2 Nine times (Last: 2018)

Most Two-Point Conversions, Game
2 vs. New York Giants 12/9/18
2 vs. Philadelphia 11/17/13
2 vs. Dallas 12/19/10
2 vs. San Francisco 11/06/94

Most Two-Point Conversions, Both Teams, Game
2 Multiple times (Last: vs. NY Giants, 12/9/18)

FIELD GOALS

Seasons Leading League, Field Goals
8 Last: 1992

Most Consecutive Seasons Leading League, Field Goals
2 1976-77

Most Field Goals Attempted, Season
49 1971
47 1983
43 1991

Fewest Field Goals Attempted, Season
5 1940
7 1949
7 1948
7 1943

Most Field Goals Attempted, Game
7 vs. Oilers 10/10/71
6 Multiple times (Last: vs. Titans, 11/21/10)

Most Field Goal Attempts, Both Teams, Game
11* Redskins (6) vs. Giants (5) 11/14/76
11* Redskins (6) vs. Bears (5) 11/14/71
10 Redskins (7) vs. Oilers (3) 10/10/71

Most Field Goals, Season
34 2016
33 1983
31 2011
31 1991

Fewest Field Goals, Season
0 1935
0 1932

Most Field Goals, Game
5 Multiple times (Last: at Giants, 09/25/16)

Most Field Goals, Both Teams, Game
9 Redskins (3) vs. Cowboys (6) 09/26/11
8 Redskins (3) vs. Bills (5) 12/02/07
8 Redskins (5) vs. Bears (3) 11/14/71

Most Consecutive Games, Scoring Field Goals
28 1988-90

SAFETIES

Most Safeties, Season
3 1989
2 Multiple times (Last: 2007)

Most Safeties, Game
1 Multiple times (Last: vs. Panthers, 11/22/15)

Most Safeties Allowed, Game
2 vs. Giants 11/05/61

FIRST DOWNS

Seasons Leading League, First Downs
1 1999

Most First Downs, Season
353 1983
345 1984
341 2012

Fewest First Downs, Season
95 1935
112 1943
133 1944

Most First Downs, Game
39 vs. Lions (14 rush/25 pass) 11/04/90
35 vs. Bears (9 rush/22 pass/4 pen) 11/26/89
33 vs. Packers (12 rush/21 pass) 10/17/83
33 vs. Browns (9 rush/22 pass/2 pen) 11/26/67

Fewest First Downs, Game
4 vs. Browns (2 rush/1 pass/1 pen) 11/07/54

Most First Downs, Both Teams, Game
65* Redskins (30) vs. Bengals (35) 10/30/16
57 Redskins (25) vs. Cardinals (32) 11/10/96
56 Redskins (31) vs. Cardinals (25) 11/22/98
56 Redskins (33) vs. Packers (23) 10/17/83

RECORD BOOK: TEAM

Fewest First Downs, Both Teams, Game
10..... Redskins (6) vs. Giants (4) 12/11/60

Most First Downs, Rushing, Season
165 1983
154 1984
147 1985

Fewest First Downs, Rushing, Season
55 1961
55 1943
59 1962
59 1944

Most First Downs, Rushing, Game
17 vs. Cowboys 12/30/12
15 vs. Bengals 09/23/12
15 vs. Texans 12/22/02
15 vs. Colts 10/27/96

Fewest First Downs, Rushing, Game
0 at Bills 10/30/11
0 vs. Giants 12/13/97
0 vs. Cowboys 09/06/81
0 vs. Dolphins 10/13/74
0 vs. Saints 10/28/73
1 Multiple times (Last: vs. Eagles, 12/30/18)

Most First Downs, Rushing, Both Teams, Game
36* Redskins (11) vs. Eagles (25) 12/02/51
31 Redskins (13) vs. Lions (18) 09/30/51

Fewest First Downs, Rushing, Both Teams, Game (since 1991)
4 Redskins (3) vs. Eagles (1) 09/10/17
4 Redskins (1) at Cardinals (3) 10/12/14
4 Redskins (2) vs. Cowboys (2) 12/30/07
5 Redskins (0) vs. Bills (5) 10/30/11
5 Redskins (3) vs. Cowboys (2) 09/26/11
5 Redskins (2) vs. Eagles (3) 10/26/09

Most First Downs, Passing, Season
226 2016
217 1989
204 2015

Fewest First Downs, Passing, Season
49 1943
62 1951
64 1941

Most First Downs, Passing, Game
25 vs. Lions 11/04/90
24 vs. Bengals 10/30/16
23 vs. Titans 11/21/10

Fewest First Downs, Passing, Game
2 vs. Cardinals 09/19/71

Most First Downs, Passing, Both Teams, Game
41 Redskins (24) vs. Bengals (17) 10/30/16
40 Redskins (17) vs. Texans (23) 09/19/10
39 Redskins (21) vs. Lions (18) 09/22/13

Fewest First Downs, Passing, Both Teams, Game (since 1991)
8 Redskins (3) vs. Cowboys (5) 12/14/03
9 Redskins (7) vs. Eagles (2) 11/25/01
10 Three times (Last: vs. Bears, 10/17/04)

Most First Downs, Penalty, Season
44 2014
34 1999
31 2002

Fewest First Downs, Penalty, Season
4 1944
6 1945
7 1964

Most First Downs, Penalty, Game
7 at Arizona 09/09/18
7 vs. Buccaneers 10/25/15
6 Multiple times (Last: vs. Eagles, 12/20/14)

Fewest First Downs, Penalty, Game
0 Multiple times (Last: at Saints 10/08/18)

Most First Downs, Penalty, Both Teams, Game
12 Redskins (4) vs. Bengals (8) 10/30/16
12 Redskins (4) vs. Cowboys (8) 12/26/93
10 Redskins (6) vs. Packers (4) 10/20/02

Fewest First Downs, Penalty, Both Teams, Game
0 Multiple times (Last: vs. 49ers, 11/25/13)

NET YARDS GAINED RUSHING & PASSING

Seasons Leading League, Net Yards Gained
1 1945

Most Yards Gained, Season
6,454 2016
6,253 1989
6,139 1983

Fewest Yards Gained, Season
1,432 1932
2,036 1935
2,127 1934

Most Yards Gained, Game
676 at Lions 11/04/90
625 vs. Yanks 10/31/48
602 vs. Broncos 01/31/88

Fewest Yards Gained, Game
64 at Browns 11/07/54
82 vs. Giants 11/05/61
85 vs. Steelers 12/16/56

Most Yards Gained, Both Teams, Game
1,045 Redskins (504) vs. Cowboys (541) 09/12/99
1,031 Redskins (416) vs. Cardinals (615) 11/10/96
1,027 Redskins (676) at Lions (351) 11/04/90

Fewest Yards Gained, Both Teams, Game
154 Redskins (103) vs. Giants (51) 12/11/60

Most Consecutive Games, 400 or More Yards Gained (since 1940)
3 2016
3 2015
3 2013
3 1983
3 1981-82
3 1949

Most Consecutive Games, 300 or More Yards Gained (since 1950)
18 2015-16 (regular season games)

RUSHING - ATTEMPTS

Seasons Leading League, Rushing Attempts
4 1951, 58, 83, 91

Most Rushing Attempts, Season
629 1983
609 1979
588 1984

Fewest Rushing Attempts, Season
304 1932
315 1982
320 1943

RECORD BOOK: TEAM

Most Rushing Attempts, Game

65..... vs. Rams.....	11/25/51
64..... at Steelers.....	11/18/51

Most Rushing Attempts, Both Teams, Game

99..... Redskins (62) vs. Packers (37).....	10/24/48
---	----------

Fewest Rushing Attempts, Both Teams, Game

36..... Redskins (21) vs. Lions (15).....	12/05/99
---	----------

RUSHING - YARDS GAINED

Seasons Leading League, Yards Gained, Rushing

2.....	1933, 2012
--------	------------

Most Yards Gained Rushing, Season

2,709.....	2012
2,625.....	1983
2,523.....	1985

Fewest Yards Gained Rushing, Season

904.....	1944
1,037.....	1965
1,069.....	1943

Most Yards Gained Rushing, Game

420..... vs. Giants.....	10/08/33
352..... vs. Rams.....	11/25/51
307..... at Falcons.....	11/03/85

Fewest Yards Gained Rushing, Game

5..... vs. Bears.....	12/08/40
10..... at Buccaneers.....	12/04/94
14..... 2 Games.....	(Last: at Panthers, 11/22/15)

Most Yards Gained Rushing, Both Teams, Game

558..... Redskins (420) vs. Giants (138).....	10/08/33
531..... Redskins (255) vs. Browns (278).....	11/15/59

Fewest Yards Gained Rushing, Both Teams, Game [since 1950]

64..... Redskins (48) vs. Bears (16).....	10/25/64
65..... Redskins (77) vs. Eagles (-12).....	10/29/61
76..... Redskins (18) vs. Texans (58).....	09/19/10

RUSHING - AVERAGE GAIN

Highest Average Gain, Rushing, Season

5.2.....	2012
4.8.....	2013
4.8.....	1933

Lowest Average Gain, Rushing, Season

2.6.....	1944
2.7.....	1941
2.8.....	1935

RUSHING - TOUCHDOWNS

Seasons Leading League, Touchdowns, Rushing

4.....	1983, 91, 96, 99
--------	------------------

Most Touchdowns, Rushing, Season

30.....	1983
27.....	1996
23.....	1999
23.....	1986

Fewest Touchdowns, Rushing, Season

4.....	1977
4.....	1932
5.....	Four times..... (Last: 1994)

Most Touchdowns, Rushing, Game

5..... vs. Steelers.....	10/15/39
5..... vs. Browns.....	10/13/91

Most Touchdowns, Rushing, Both Teams, Game

7..... Redskins (2) at Bills (5).....	11/03/86
7..... Redskins (4) vs. Giants (3).....	11/27/66

PASSING - ATTEMPTS

Seasons Leading League, Passing Attempts

8.....	1937-38, 43-44, 47, 67
--------	------------------------

Consecutive Seasons Leading League, Passing Attempts

2.....	1937-38, 43-44
--------	----------------

Most Passes Attempted, Season

611.....	2013
607.....	2016
605.....	2010

Fewest Passes Attempted, Season

92.....	1932
106.....	1933
138.....	1934

Most Passes Attempted, Game

63..... vs. Lions (43 comp.).....	11/04/90
63..... vs. Raiders (32).....	10/29/89
60..... vs. Giants (28).....	11/23/97

Fewest Passes Attempted, Game

7.....	Three times..... (Last: vs. Giants, 12/11/60)
10..... vs. Cowboys.....	10/03/71

Most Pass Attempts, Both Teams, Game

100..... Redskins (40) vs. 49ers (60).....	11/17/86
98..... Redskins (56) at Bengals (42).....	10/30/16
95..... Redskins (49) vs. Packers (46).....	10/10/10
95..... Redskins (36) vs. Cardinals (59).....	11/10/86

Most Consecutive Passes Attempted, No Interceptions (reg. season)

379.....	2007-08
----------	---------

PASSING - COMPLETIONS

Seasons Leading League, Passing Completions

9.....	1937, 41, 43-45, 47-49, 67
--------	----------------------------

Consecutive Seasons Leading League, Passing Completions

3.....	1943-45, 47-49
--------	----------------

Most Passes Completed, Season

407.....	2016
386.....	2015
364.....	2014

Fewest Passes Completed, Season

33.....	1933
44.....	1934

Most Passes Completed, Game

43..... at Lions.....	11/04/90
41..... at Cowboys.....	11/24/16
38..... at Bengals.....	10/30/16

Fewest Passes Completed, Game

0..... vs. Giants.....	12/11/60
------------------------	----------

Most Passes Completed, Both Teams, Game

68..... Redskins (31) at Eagles (37).....	12/26/15
66..... Redskins (28) vs. Texans (38).....	09/19/10
65..... Redskins (38) at Bengals (27).....	10/30/16
65..... Redskins (30) vs. Saints (35).....	12/06/09

RECORD BOOK: TEAM

Fewest Passes Completed, Both Teams, Game (since 1950)

6	Redskins (0) vs. Giants (6)	12/11/60
8	Redskins (5) vs. Steelers (3)	11/18/51
11	Redskins (3) vs. Steelers (8)	10/18/59

PASSING - YARDS GAINED

Seasons Leading League, Passing Yardage

8	1938, 40, 44, 47-48, 67, 74, 89
---	---------------------------------

Most Consecutive Seasons Leading League, Passing Yardage

2	1947-48
---	---------

Most Net Yards Gained, Passing, Season

4,758	2016
4,349	1989
4,136	1988

Fewest Net Yards Gained, Passing, Season

216	1932
459	1934
514	1933

Most Net Yards Gained, Passing, Game

501	vs. Yanks	10/31/48
482	at Lions	11/04/90
454	at 49ers	12/26/99

Fewest Yards Gained, Passing, Game

-32	at Steelers	11/27/55
-28	vs. Steelers	12/07/58
-13	vs. Steelers	10/18/59

Most Yards Gained, Passing, Both Teams, Game

871	Redskins (403) vs. Texans (468)	09/19/10
849	Redskins (378) vs. Vikings (471)	11/02/86
821	Redskins (316) at Giants (505)	10/28/62

Fewest Yards Gained, Passing, Both Teams, Game (since 1950)

52	Redskins (0) vs. Giants (52)	12/11/60
95	Redskins (50) vs. Steelers (45)	11/18/51
100	Redskins (23) vs. Steelers (77)	10/18/59

PASSING - TIMES SACKED

Seasons Leading League, Fewest Times Sacked (since 1982)

1	1991
---	------

Most Times Sacked, Season

61	1998
58	2014
52	1985
52	1977

Fewest Times Sacked, Season

9	1991
11	1972
17	1971

Most Times Sacked, Game

10	at Bills	10/30/11
9	vs. Cardinals	11/19/78
9	vs. Cardinals	10/04/64

Most Times Sacked, Both Teams, Game

13	Redskins (10) vs. Jaguars (3)	09/14/14
13	Redskins (4) vs. Cardinals (9)	12/21/80
13	Redskins (8) at Cowboys (5)	12/09/84

PASSING - COMPLETION PCT.

Seasons Leading League, Completion Percentage

11	1937, 39-40, 42-45, 47-48, 69-70, 2015
----	--

Consecutive Seasons Leading League, Completion Percentage

4	1942-45
---	---------

Highest Completion Percentage, Season

69.5	[555 att./386 comp.]	2015
67.1	[607 att./407 comp.]	2016
66.5	[547 att./364 comp.]	2014

Lowest Completion Percentage, Season

18.5	[92 att./17 comp.]	1932
25.4	[138 att./35 comp.]	1934
27.4	[175 att./48 comp.]	1935

PASSING - TOUCHDOWNS

Most Touchdowns, Passing, Season

33	1988
31	1967
30	2015
30	1991

Fewest Touchdowns, Passing, Season

1	1933
1	1932

Most Touchdowns, Passing, Game

6	vs. Falcons	11/10/91
6	vs. Cardinals	11/23/47
6	at Brooklyn	10/31/43

Most Touchdowns Passes, Both Teams, Game

11	Redskins (4) at Giants (7)	10/28/62
9	Redskins (5) vs. Bears (4)	11/09/58
9	Redskins (3) at Rams (6)	12/11/49

PASSING - HAD INTERCEPTED

Most Passes Had Intercepted, Season

35	1935
34	1963
32	1954

Fewest Passes Had Intercepted, Season

6	2008
8	2012
9	1982

Most Passes Had Intercepted, Game

8	vs. Bears	12/08/40
7	vs. Eagles	12/21/75
7	at Giants	12/08/63
7	vs. Steelers	12/03/50

Most Passes Had Intercepted, Both Teams, Game

11	Redskins (7) vs. Giants (4)	12/08/63
11	Redskins (6) vs. Pirates (5)	12/01/35
11	Eagles (7) vs. Redskins (4)	11/03/35

PUNTING

Seasons Leading League (Average Distance)

7	(Last: 2014)
---	--------------

Most Consecutive Seasons Leading League (Average Distance)

4*	1940-43
----	---------

Most Punts, Season

113	1934
112	1935
103	2004
103	1978

RECORD BOOK: TEAM

Fewest Punts, Season (since 1940)

33.....	1945
45.....	1946
48.....	1958

Most Punts, Game

14..... vs. Eagles.....	11/05/39
13..... vs. Giants.....	11/28/97
12..... vs. Eagles.....	10/04/42

Fewest Punts, Game

0..... Many times.....	(Last: vs. Cardinals, 11/05/00)
------------------------	---------------------------------

Most Punts, Both Teams, Game

28..... Redskins (14) vs. Eagles (14).....	11/05/39
--	----------

Fewest Punts, Both Teams, Game

2..... Redskins (1) vs. Saints (1).....	11/18/90
2..... Redskins (1) vs. Packers (1).....	10/17/83
2..... Redskins (1) vs. Eagles (1).....	09/17/87

PUNTING - AVERAGE DISTANCE

Highest Average Distance, Punting, Season (since 1939)

46.9.....	2014
45.9.....	1941
45.7.....	2017

Lowest Average Distance, Punting, Season (since 1939)

34.5.....	1962
37.3.....	1982
37.5.....	1990

PUNT RETURNS

Seasons Leading League (Average Return)

5.....	1957, 63, 76, 94-95
--------	---------------------

Most Consecutive Seasons Leading League (Average Return)

2.....	1994-95
--------	---------

Most Punt Returns, Season

61.....	1975
57.....	1977
56.....	1987

Fewest Punt Returns, Season

15.....	1960
17.....	2018
22.....	2003

Most Punt Returns, Game

11..... at Buccaneers.....	10/09/77
10..... at Saints.....	12/26/82

Most Punt Returns, Both Teams, Game

16..... Redskins (11) vs. Buccaneers (5).....	10/09/77
15..... Redskins (10) vs. Saints (5).....	12/26/82

PUNT RETURNS - FAIR CATCHES

Fewest Fair Catches, Season

2.....	1984
2.....	1982
4.....	1981
4.....	1988

Most Fair Catches, Season

28.....	2005
27.....	2014
24.....	1994

Most Fair Catches, Game

5..... at Cardinals.....	10/12/14
5..... vs. Steelers.....	11/03/08
5..... vs. Cardinals.....	09/14/97

PUNT RETURNS - YARDS GAINED

Most Yards, Punt Returns, Season

688.....	1976
675.....	1941
615.....	1987

Fewest Yards, Punt Returns, Season

45.....	1970
65.....	1960
110.....	2018

Most Yards, Punt Returns, Game

155..... vs. Rams.....	09/21/83
146..... vs. Steelers.....	11/21/85
142..... vs. Giants.....	10/11/87

Fewest Yards, Punt Returns, Game

-28*..... at Cowboys.....	12/11/66
-10..... at Bills.....	11/03/96
-9..... at Eagles.....	11/10/68

Most Yards, Punt Returns, Both Teams, Game

177..... Redskins (0) vs. Chiefs (177).....	12/08/13
177..... Redskins (55) vs. Packers (122).....	09/24/50

Fewest Yards, Punt Returns, Both Teams, Game (since 1941)

-9..... Redskins (-9) vs. Eagles (0).....	11/15/10
-8..... Redskins (-2) at Eagles (-6).....	10/05/80
-8..... Redskins (-8) vs. Giants (0).....	10/13/46

PUNT RETURNS - AVERAGE YARDS

Highest Average, Punt Returns, Season (since 1941)

15.0.....	1941
14.1.....	1994
13.3.....	1991

Lowest Average, Punt Returns, Season (since 1941)

1.7.....	1970
4.0.....	1959
4.3.....	1960

PUNT RETURNS - TOUCHDOWNS

Most Touchdowns, Punt Returns, Season

3.....	1941
--------	------

Most Touchdowns, Punt Returns, Game

1..... Multiple times.....	(Last: at Ravens, 10/09/16)
----------------------------	-----------------------------

Most Touchdowns, Punt Returns, Both Teams, Game

2*..... Redskins (1) at Eagles (1).....	11/09/52
---	----------

KICKOFF RETURNS

Seasons Leading League (Average Return)

8*.....	1942, 47, 62-63, 73-74, 81, 95
---------	--------------------------------

Most Consecutive Seasons Leading League (Average Return)

2.....	1962-63, 73-74
--------	----------------

Most Kickoff Returns, Season

78.....	2003
74.....	1988
73.....	2010
73.....	2006

Fewest Kickoff Returns, Season

23.....	1942
26.....	1943
27.....	2016

RECORD BOOK: TEAM

Most Kickoff Returns, Game

9 Three times (Last: at Packers, 10/17/83)
8 16 times (Last: vs. Chiefs, 12/08/13)

Most Kickoff Returns, Both Teams, Game

19* Redskins (7) vs. Giants (12) 11/27/66
17 Redskins (9) vs. Packers (8) 10/17/83

KICK RETURNS - YARDS GAINED

Most Yards, Kickoff Returns, Season

1,720	1962
1,718	1963
1,685	1994

Fewest Yards, Kickoff Returns, Season (since 1941)

570	2016
570	2018
580	1941

Most Yards, Kickoff Returns, Game

239 vs. Giants 11/25/62
236 vs. Browns 10/15/63
236 vs. Eagles 09/28/47

Most Yards, Kickoff Returns, Both Teams, Game

453 Redskins (236) vs. Eagles (217) 09/28/47
401 Redskins (193) vs. Packers (208) 10/17/83

KICK RETURNS - AVERAGE YARDS

Highest Average, Kickoff Returns, Season (since 1941)

28.2 [61 returns/1720 yds.] 1962
27.8 [23 returns/640 yds.] 1942
26.8 [64 returns/1718 yds.] 1963

Lowest Average, Kickoff Returns, Season (since 1941)

18.0 [62 returns/1113 yds.] 1990
18.3 [74 returns/1355 yds.] 1988
18.4 [37 returns/682 yds.] 1944

KICK RETURNS - TOUCHDOWNS

Most Touchdowns, Kickoff Returns, Season

2 Four times (Last: 2015)
---	------------------	--------------------

Most Touchdowns, Kickoff Returns, Game

1 Multiple times (Last: at Panthers, 11/22/15)
---	----------------------	-------------------------------------

Most Touchdowns, Kickoff Returns, Both Teams, Game

2 Redskins (1) vs. Eagles (1) 09/28/47
2 Redskins (1) vs. Eagles (1) 11/01/42

FUMBLES

Fewest Fumbles, Season

13	1983
14	1990
15	1982

Most Fumbles, Season

36	1976
35	2007
35	1980

Most Fumbles, Game

8 at Raiders 10/29/89
8 vs. Pirates 11/14/37
7 vs. Chargers 09/09/01

Most Fumbles, Both Teams, Game

13 Redskins (4) vs. Cardinals (9) 10/25/76
13 Redskins (6) vs. Giants (7) 11/05/50
13 Redskins (8) vs. Pirates (5) 11/14/37

FUMBLES LOST

Most Fumbles Lost, Season

23	1976
21	1988

Fewest Fumbles Lost, Season

4	2018
6	2012
6	1990

Most Fumbles Lost, Game

5 at Falcons 12/15/13
5 at Oilers 10/30/88

FUMBLES RECOVERED

Most Fumbles Recovered, Season, Own and Opponents'

40	[own 18, opponents 22] 1984
35	[own 13, opponents 22] 1976

Fewest Fumbles Recovered, Season, Own and Opponents'

12	[6 own, 6 opp] 1994
----	----------------	------------

Most Fumbles Recovered, Game, Own and Opponents'

10* vs. Cardinals (2 own, 8 opp) 10/25/76
-----	------------------------------------	----------------

Fewest Own Fumbles Recovered, Season

2	1958
---	-------	------

Most Own Fumbles Recovered, Season

26	1940
----	-------	------

Fewest Opponents' Fumbles Recovered, Season (since 1945)

5	2008
---	-------	------

Most Opponents' Fumbles Recovered, Season

26	1983
----	-------	------

FUMBLES - RECOVERED FOR TOUCHDOWN

Most Touchdowns, Fumbles Recovered, Season, Own and Opponents'

3 Five times (Last: 2012)
---	------------------	--------------------

Most Touchdowns, Fumbles Recovered, Game, Own and Opponents'

2 at Vikings 11/29/84
2 vs. Chargers 09/16/73

TURNOVERS

Most Turnovers, Season

46	1988
46	1975

Fewest Turnovers, Season

14	2012
16	1982
17	2006

Most Turnovers, Game

10 at Giants 12/08/63
10 vs. Giants 12/04/38
9 vs. Bears 12/08/40

Fewest Turnovers, Game

0 Multiple times (Last: at Jacksonville, 12/16/18)
---	----------------------	---

Most Turnovers, Both Teams, Game

15 Redskins (10) vs. Giants (5) 12/08/63
----	------------------------------------	----------------

Highest Turnover/Takeaway Ratio, Season

+43	1983
+22	1979
+22	1964

RECORD BOOK: TEAM

Lowest Turnover/Takeaway Ratio, Season	
-24.....	1988
-22.....	1963
-19.....	1954

PENALTIES

Seasons Leading League, Fewest Penalties	
4.....	1954, 57-58, 85
Most Consecutive Seasons Leading League, Fewest Penalties	
2.....	1957-58
Seasons Leading League, Most Penalties	
2.....	1945, 48
Fewest Penalties, Season	
21.....	1935
40.....	1958
Most Penalties, Season	
124.....	2003
122.....	1948
120.....	2014
Fewest Penalties, Game	
0.....	Multiple times..... [last vs. Panthers, 11/16/03]
Most Penalties, Game	
17.....	vs. Giants.....9/21/03
17.....	vs. Steelers.....10/10/48
16.....	vs. Giants.....10/03/48
16.....	vs. Eagles.....11/02/47
16.....	vs. Yanks.....11/11/45
Fewest Penalties, Both Teams, Game	
0.....	Redskins (0) vs. Dodgers (0).....9/27/36
2.....	Redskins (0) vs. Vikings (2).....12/22/73
Most Penalties, Both Teams, Game	
32.....	Redskins (17) vs. Giants (15).....09/21/03

YARDS PENALIZED

Seasons Leading League, Fewest Yards Penalized	
10.....	1935, 53-54, 56-58, 70, 85, 95, 97
Most Consecutive Seasons Leading League, Fewest Yards Penalized	
3.....	1956-58
Fewest Yards Penalized, Season	
166.....	1935
275.....	1936
321.....	1957
Most Yards Penalized, Season	
1,130.....	2014
1,110.....	1948
1,047.....	2004
Fewest Yards Penalized, Game	
0.....	Multiple times..... [Last: vs. Panthers, 11/16/03]
Most Yards Penalized, Game	
178.....	vs. Giants.....09/26/71
160.....	vs. Steelers.....10/10/48
147.....	vs. Falcons.....11/05/18
Most Yards Penalized, Both Teams, Game	
226.....	Redskins (142) vs. Cardinals (124).....11/08/53

DEFENSIVE RECORDS

SCORING

Most Seasons Leading League, Fewest Points Allowed	
2.....	1943, 82
Fewest Points Allowed, Season	
79.....	1932
94.....	1939
94.....	1934
Fewest Points Allowed, Game	
0.....	Multiple times..... [Last: vs. Eagles, 09/30/91]
Most Points Allowed, Season	
478.....	2013
438.....	2014
432.....	1954
Most Points Allowed, Game	
73.....	vs. Bears.....12/08/40
62.....	vs. Browns.....11/07/54
59.....	vs. Eagles.....11/15/10
Most Points Allowed, One Half	
45.....	vs. Eagles (1st).....11/15/10
45.....	vs. Bears (2nd).....12/08/40
42.....	vs. Bears (2nd).....10/26/47
Most Points Allowed, One Quarter	
31.....	vs. Broncos (4th).....10/27/13
31.....	vs. Bears (2nd).....09/29/85
28.....	vs. Eagles (1st).....11/15/10
28.....	vs. Chiefs (2nd).....09/30/01
28.....	vs. Cardinals (2nd).....10/22/50
Fewest Touchdowns Allowed, Season	
10.....	1934
11.....	1932
11.....	1942
Fewest Touchdowns Allowed, Game	
0.....	Multiple times..... [Last: at Tampa Bay, 11/11/18]
Most Touchdowns Allowed, Season	
59.....	2013
57.....	1954
53.....	2014

POINTS AFTER TOUCHDOWN

Fewest PATs Allowed, Season	
12.....	1942
14.....	1982
16.....	1945
Most PATs Allowed, Season	
59.....	2013
54.....	1954
50.....	2014
Most PATs Allowed, Game	
8.....	Multiple times..... [Last: vs. Eagles, 11/15/10]

FIELD GOALS

Fewest Field Goals Allowed, Season	
1.....	1945
2.....	1943
3.....	1948
3.....	1946

RECORD BOOK: TEAM

Most Field Goals Allowed, Season	
34..... vs. Cardinals.....	2017
34.....	2011

Most Field Goals Allowed, Game	
6..... vs. Cowboys.....	09/26/11
5..... Six times.....	(Last: vs. Cardinals, 12/17/17)

FIRST DOWNS

Fewest First Downs Allowed, Season	
79.....	1935
82.....	1937

Most First Downs Allowed, Season	
368.....	2016
358.....	1996

Most First Downs Allowed, Game	
35..... at Bengals (London).....	10/30/16
34..... at Patriots.....	10/28/07

Fewest First Downs Allowed, Rushing, Season	
47.....	1982
52.....	1942

Most First Downs Allowed, Rushing, Season	
149.....	1969
146.....	1996

Most First Downs Allowed, Rushing, Game	
25..... vs. Eagles.....	12/02/51
21..... at Bills.....	11/03/96

Fewest First Downs Allowed, Passing, Season	
34.....	1943
39.....	1945

Most First Downs Allowed, Passing, Season	
225.....	2016
223.....	2012

Most First Downs Allowed, Passing, Game	
24..... at Saints.....	09/11/94
24..... vs. Eagles.....	09/17/89

Fewest First Downs Allowed, Penalty, Season	
3.....	1957

Most First Downs Allowed, Penalty, Season	
36.....	1965
35.....	2014

Most First Downs Allowed, Penalty, Game	
8..... at Bengals (London).....	10/30/16

NET YARDS GAINED RUSHING & PASSING

Most Seasons Leading League, Fewest Yards Allowed	
5.....	1935-37, 39, 46

Most Consecutive Seasons Leading League, Fewest Yards Allowed	
3*.....	1935-37

Fewest Yards Allowed, Season	
1,926.....	1935
1,941.....	1942

Fewest Yards Allowed, Game	
51..... vs. Giants (-1 rush/52 pass).....	12/11/60
51..... vs. Giants (1 rush/50 pass).....	09/27/42

Most Yards Allowed, Season	
6,228.....	2010
6,090.....	2015

Most Yards Allowed, Game	
625..... vs. Yanks (124 rush/501 pass).....	1948
615..... vs. Cardinals (108 rush/507 pass).....	1996

RUSHING

Most Seasons Leading League, Fewest Yards Allowed	
4.....	1935-36, 41, 83

Most Consecutive Seasons Leading League, Fewest Yards Allowed	
2.....	1935-36

Fewest Yards Allowed, Rushing, Season	
848.....	1942
946.....	1982

Fewest Yards Allowed, Rushing, Game	
-29..... vs. Rams.....	10/11/42
-12..... vs. Eagles.....	10/29/61

Most Yards Allowed, Rushing, Season	
2,536.....	1978
2,524.....	1980

Most Yards Allowed, Rushing, Game	
382..... vs. Bears.....	12/08/40
376..... vs. Eagles.....	11/21/48

Fewest Rushing Attempts Allowed, Season	
247.....	1982
329.....	1933

Fewest Rushing Attempts Allowed, Game	
6..... vs. Cardinals.....	10/29/33
9..... Two times.....	(Last: vs. Seahawks, 12/23/89)

Most Rushing Attempts Allowed, Season	
625.....	1978
585.....	1980

Most Rushing Attempts Allowed, Game	
64..... Three times.....	(Last: vs. Eagles, 12/02/51)

Fewest Touchdowns Allowed, Rushing, Season	
3.....	1937
3.....	1936

Most Touchdowns Allowed, Rushing, Season	
26.....	1969
24..... Two times.....	(Last: 1998)

Most Touchdowns Allowed, Rushing, Game	
5..... Four times.....	(Last: at Bills, 11/03/96)

PASSING

Most Seasons Leading League, Fewest Yards Allowed	
7.....	1939, 42, 45, 52-53, 80, 85

Most Consecutive Seasons Leading League, Fewest Yards Allowed	
2.....	1952-53

Fewest Yards Allowed, Passing, Season	
682.....	1934
928.....	1935

Fewest Yards Allowed, Passing, Game	
-12..... vs. Cardinals.....	11/21/80
-3..... vs. Giants.....	10/01/39

Most Yards Allowed, Passing, Season	
4,511.....	2012
4,187.....	2010

RECORD BOOK: TEAM

Most Yards Allowed, Passing, Game	
507 vs. Cardinals	11/10/96
505 at Giants	10/28/62
Fewest Touchdowns Allowed, Passing, Season	
4	1934
5	1942
Most Touchdowns Allowed, Passing, Season	
37	1961
35 Two times	2014
Most Touchdowns Allowed, Passing, Game	
7 at Giants	10/28/62
7 vs. Eagles	10/17/54
Fewest Pass Attempts Allowed, Season	
159	1934
162	1933
Fewest Pass Attempts Allowed, Game	
1 vs. Giants	09/27/42
8 at Cowboys	12/10/00
Most Pass Attempts Allowed, Season	
636	2012
602	2007
Most Pass Attempts Allowed, Game	
63 vs. Bears	10/31/99
62 at Cowboys	11/22/12
Fewest Pass Completions Allowed, Season	
45	1934
62	1936
Fewest Pass Completions Allowed, Game	
0 vs. Eagles	10/18/36
1 Two times	(Last: vs. Giants, 09/27/42)
Most Pass Completions Allowed, Season	
393	2012
387	2016
Most Pass Completions Allowed, Game	
38 vs. Texans	09/19/10
37 Five times	(Last: at Eagles, 12/26/15)

SACKS

Most Sacks, Season	
66	1984
55	1986
Fewest Sacks, Season	
18	1969
19	2006
Most Sacks, Game	
10 vs. Jaguars	09/14/14
10 at Buccaneers	10/09/77
9 at Cardinals	12/21/80
Most Opponents' Yards Lost Attempting to Pass, Season	
529	1984
424	1987
424	1986
Most Opponents' Yards Lost Attempting to Pass, Game	
99 at Buccaneers	10/09/77
81 vs. Browns	10/30/60
Fewest Opponents' Yards Lost Attempting to Pass, Season	
95	2006
110	1956

INTERCEPTIONS BY

Most Seasons Leading League, Interceptions	
3	1964, 71, 83
Most Passes Intercepted By, Season	
34	1983
34	1966
33	1980
Most Passes Intercepted By, Game	
7 vs. Eagles	11/03/35
6 at Chargers	10/31/83
Fewest Passes Intercepted By, Season	
6	2006
7	2014
11 Three times	(Last: 2015)
Most Consecutive Games, One or More Passes Intercepted By	
36	1962-65
Most Yards Returning Interceptions, Season	
598	1973
535	1965
173 vs. Cardinals	11/29/92
147 at 49ers	12/18/04
Fewest Yards, Returning Interceptions, Season	
25	2006
38	2014
Most Yards Returning Interceptions, Both Teams, Game	
206 Redskins (23) vs. Cardinals (183)	11/08/42
Most Touchdowns, Returning Interceptions, Season	
5	1971
4	2013
4	1984
4	1973
Most Touchdowns, Returning Interceptions, Game	
2 vs. Steelers	12/19/65
2 vs. Cowboys	11/22/64
2 vs. Yanks	10/31/48
Most Touchdowns, Returning Interceptions, Both Teams, Game	
3 Redskins (0) vs. Bears (3)	12/08/40

PUNT RETURNS

Fewest Opponents' Punt Returns, Season	
7*	1962
14	1973
Most Opponents' Punt Returns, Season	
65	2004
52	1980
Fewest Yards Allowed, Punt Returns, Season	
34	1962
39	1972
Most Yards Allowed, Punt Returns, Season	
727	2004
655	2013
Lowest Avg. Allowed, Punt Returns, Season	
1.9	1959
2.1	1972
Highest Avg. Allowed, Punt Returns, Season	
16.8	2013
14.4	1946

RECORD BOOK: TEAM/INDIVIDUAL

Most Touchdowns Allowed, Punt Returns, Season	
3	2013
3	1952
2	Eight times(Last: 2008)

KICKOFF RETURNS

Fewest Opponents' Kickoff Returns, Season (since 1940)	
13	2018
24	2017
25	2016

Most Opponents' Kickoff Returns, Season (since 1940)	
91	1983
77	1999

Fewest Yards Allowed, Kickoff Returns, Season (since 1940)	
295	2018
448	2017
534	2016

Most Yards Allowed, Kickoff Returns, Season (since 1940)	
1,772	1999
1,772	1983

Lowest Average Allowed, Kickoff Returns, Season (since 1940)	
16.3	1976
16.8	1979

*Asterisks indicate NFL records

Highest Average Allowed, Kickoff Returns, Season	
28.2	1953
27.7	1998

Most Touchdowns Allowed, Kickoff Returns, Season	
2	Three times(Last: 1998)

FUMBLES

Most Opponents' Fumbles, Season	
46	1983
42	1964

Fewest Opponents' Fumbles, Season	
9	1940
9	1938

Most Opponents' Fumbles, Game	
9	vs. Cardinals 10/25/76

Most Opponents' Fumbles Recovered, Season	
27	1983

Most Opponents' Fumbles Recovered, Game	
8	vs. Cardinals 10/25/76

Fewest Opponents' Fumbles Recovered, Season	
5	2008
6	Four times(Last: 2009)

Most Touchdown Returns, Fumbles Recovered, Game	
2	Twice(Last: at Vikings, 11/29/84)

TURNOVERS

Fewest Opponents' Turnovers, Season	
12	2006
18	2008

Most Opponents' Turnovers, Season	
61	1983
55	1964

Most Opponents' Turnovers, Game	
10	vs. Cardinals (9 ints/1 fum) 10/25/76
8	at Chargers (6 ints/2 fum) 10/31/83

SERVICE

Most Seasons	
20	Darrell Green 1983-2002
16	Monte Coleman 1979-94
16	Sammy Baugh 1937-52

Most Games Played, Career	
295	Darrell Green 1983-2002
215	Monte Coleman 1979-94
205	Art Monk 1980-93

Most Consecutive Games Played, Career	
196	Len Hauss 1964-77
170	Mark Moseley 1974-86
163	Joe Theismann 1974-85

Most Consecutive Games Started, Career	
192	Len Hauss 1964-77

SCORING

Most Seasons Leading League, Scoring	
1	Chip Lohmiller 1991
1	Mark Moseley 1983
1	Sam Baker 1957
1	Andy Farkas 1939

Most Seasons Leading Team (all consecutive)	
12	Mark Moseley 1974-85
7	Chip Lohmiller 1988-94
5	Curt Knight 1969-73

POINTS

Most Points, Career	
1,206	Mark Moseley 1974-86
787	Chip Lohmiller 1988-94
540	Charley Taylor 1964-77

Most Points, Season	
161	Mark Moseley 1983
149	Chip Lohmiller 1991
144	John Riggins 1983

Most Points, No Touchdowns, Season	
161	Mark Moseley 1983
149	Chip Lohmiller 1991
138	Dustin Hopkins 2016

Most Seasons, 100 or More Points	
4	Chip Lohmiller 1989-92
3	Mark Moseley 1979, 1983-84
3	Dustin Hopkins 2015-16, 18
2	Graham Gano 2010-11
2	Shaun Suisham 2007-08
2	Brett Conway 1999, 2001
2	Curt Knight 1971, 1973

Most Points, Rookie Season	
118	Scott Blanton 1986
105	Charlie Gogolak 1966
97	Chip Lohmiller 1988

Most Points, Game	
24	Larry Brown vs. Eagles (4 TDs) 12/16/73
24	Dick James vs. Cowboys (4 TDs) 12/17/61
20	Andy Farkas vs. Rams (3 TDs, 2 PATs) 09/25/38

Most Consecutive Games Scoring	
92	Chip Lohmiller 1988-93
91	Mark Moseley 1980-86
70	Mark Moseley 1974-78

RECORD BOOK: INDIVIDUAL

TOUCHDOWNS

Most Seasons Leading League, Touchdowns

1	Stephen Davis	1999
1	Terry Allen	1996
1	George Rogers	1986
1	John Riggins	1983
1	Larry Brown	1973
1	Richard Todd	1940
1	Cliff Battles	1937

Most Seasons Leading Team

5	Clinton Portis	2004-08
5	John Riggins	1979, 1981, 83-85
5	Hugh Taylor	1949-50, 52-54
4	Stephen Davis	1999-2002
4	Gary Clark	1986-87, 89-90
4	Larry Brown	1971-74
4	Charley Taylor	1964-67
4	Bobby Mitchell	1962-65
4	Andy Farkas	1938-39, 1942-43

Most Consecutive Seasons Leading Team

5	Clinton Portis	2004-08
4	Stephen Davis	1999-02
4	Larry Brown	1971-74
4	Charley Taylor	1964-67
4	Bobby Mitchell	1962-65

Most Touchdowns, Career

90	Charley Taylor	1964-77
85	John Riggins	1976-79, 1981-85
65	Art Monk	1980-93

Most Touchdowns, Season

24	John Riggins	1983
21	Terry Allen	1996
18	George Rogers	1986

Most Touchdowns, Rookie, Season

13	Alfred Morris	2012
10	Charley Taylor	1964
8	Skip Hicks	1998
8	Charlie Brown	1982

Most Touchdowns, Game

4	Larry Brown vs. Eagles	12/16/73
4	Dick James vs. Cowboys	12/17/61
3	Multiple times	(Last: Rob Kelley vs. GB, 11/20/16)

Most Consecutive Games Scoring Touchdowns

13	George Rogers	1985-86
13	John Riggins	1982-83

POINTS AFTER TOUCHDOWNS

Most Seasons Leading League, PATs

1	Chip Lohmiller	1991
1	Mark Moseley	1983
1	Riley Smith	1937

Most [Kicking] PATs Attempted, Career

442	Mark Moseley	1974-86
267	Chip Lohmiller	1988-94
176	Curt Knight	1969-73

Most [Kicking] PATs Attempted, Season

63	Mark Moseley	1983
56	Chip Lohmiller	1991
51	Mark Moseley	1984

Most [Kicking] PATs Attempted, Game

10*	Charlie Gogolak vs. Giants	11/27/66
-----	----------------------------	----------

Most [One-Point] PATs, Career

417	Mark Moseley	1974-86
262	Chip Lohmiller	1988-94
172	Curt Knight	1969-73

Most [One-Point] PATs, Season

62	Mark Moseley	1983
56	Chip Lohmiller	1991
49	Brett Conway	1999

Most [One-Point] PATs, Game

9*	Charlie Gogolak vs. Giants	11/27/66
8	Chip Lohmiller vs. Falcons	11/10/91
8	Dick Poillon vs. Yanks	10/31/48

Most Consecutive [Kicking] PATs

213	Chip Lohmiller	1988-94
-----	----------------	---------

Highest [Kicking] PAT Percentage, Career (min. 200 PATs)

98.1	Chip Lohmiller (262-267)	1988-94
94.6	Mark Moseley (417-441)	1974-86

Most [Kicking] PATs, No Misses, Season

56	Chip Lohmiller	1991
41	Chip Lohmiller	1990
41	Chip Lohmiller	1989

Most [Kicking] PATs, No Misses, Game

8	Chip Lohmiller vs. Falcons	11/10/91
7	Nick Novak vs. 49ers	10/23/05
7	Mark Moseley vs. Giants	09/28/75

Most Two-Point Conversions, Career

3	Chris Cooley	2004-12
2	Jamison Crowder	2015
2	Darnerien McCants	2002-04
2	Stephen Davis	1996-2002
2	Josh Johnson	2018

Most Two-Point Conversions, Season

2	Josh Johnson	2018
2	Jamison Crowder	2015
2	Darnierian McCants	2003

Most Two-Point Conversions, Game

2	Josh Johnson vs. Giants	12/9/18
---	-------------------------	---------

FIELD GOALS

Most Seasons Leading League

4	Mark Moseley	1976-77, 79, 82
---	--------------	-----------------

Most Consecutive Seasons Leading League

2	Chip Lohmiller	1991-92
2	Mark Moseley	1976-77

Most Seasons Leading Team [all consecutive]

12	Mark Moseley	1974-85
7	Chip Lohmiller	1988-94
5	Curt Knight	1969-73

Most Field Goals Attempted, Career

397	Mark Moseley	1974-86
245	Chip Lohmiller	1988-94
175	Curt Knight	1969-73

Most Field Goals Attempted, Season

49	Curt Knight	1971
47	Mark Moseley	1983
43	Chip Lohmiller	1991

Most Field Goals Attempted, Game

7	Curt Knight vs. Oilers	10/10/71
6	Graham Gano at Titans	11/21/10
6	Brett Conway vs. Giants	11/21/99

RECORD BOOK: INDIVIDUAL

6	Chip Lohmiller at Eagles	12/22/91
6	Chip Lohmiller vs. Eagles	10/21/90
6	Mark Moseley vs. Saints	10/26/90
6	Curt Knight at Bears	11/14/71

Most Field Goals, Career

263	Mark Moseley	1974-86
175	Chip Lohmiller	1988-94
101	Curt Knight	1969-73

Most Field Goals, Season

34	Dustin Hopkins	2016
33	Mark Moseley	1983
31	Graham Gano	2011
31	Chip Lohmiller	1991

Most Field Goals, Rookie, Season

26	Scott Blanton	1986
22	Charlie Gogolak	1966
19	Chip Lohmiller	1988

Most Field Goals, Game

5	Dustin Hopkins at Giants	09/25/16
5	Shaun Suisham at Jets	11/04/07
5	Chip Lohmiller at Vikings	10/25/92
5	Chip Lohmiller at Eagles	12/22/91
5	Chip Lohmiller vs. Bills	12/30/90
5	Mark Moseley vs. Saints	10/26/80
5	Curt Knight vs. Colts	11/18/73
5	Curt Knight at Bears	11/14/71
5	Curt Knight vs. Oilers	10/10/71

Most Field Goals, One Quarter

4*	Curt Knight vs. Giants (2nd)	11/15/70
----	------------------------------	----------

Most Consecutive Games Scoring Field Goals

28	Chip Lohmiller	1988-90
16	Mark Moseley	1976-77

Most Consecutive Field Goals

23	Mark Moseley	1981-82
18	Kai Forbath	2013-14
17	Kai Forbath	2012

Most Consecutive Field Goals Made to Start a Career

17*	Kai Forbath	2012
-----	-------------	------

Longest Field Goal

59	Graham Gano vs. 49ers	11/06/11
57	Steve Cox vs. Seahawks	09/28/86
56	Chip Lohmiller at Colts	12/22/90
56	Dustin Hopkins vs. Panthers	10/14/18

Highest Field Goal Percentage, Career (min. 100 FGA)

85.3	Dustin Hopkins (99/116)	2015-18
80.2	Shaun Suisham (81/101)	2006-09
71.4	Chip Lohmiller (175/245)	1988-94

Highest Field Goal Percentage, Season (min. 20 FGA)

95.2	Mark Moseley (20/21)	1982
89.7	Dustin Hopkins (28/29)	2008
89.3	Dustin Hopkins (25/28)	2015

Most Field Goals, No Misses, Game

5	Dustin Hopkins at Giants	09/25/16
5	Shaun Suisham at Jets	11/04/07
5	Chip Lohmiller at Vikings	10/25/92
5	Chip Lohmiller vs. Bills	12/30/90

Most Field Goals, 50 or More Yards, Career

12	Mark Moseley	1974-86
9	Chip Lohmiller	1988-94
9	Dustin Hopkins	2015-18
5	Brett Conway	1998-2002

Most Field Goals, 50 or More Yards, Season

4	Dustin Hopkins	2018
4	Graham Gano	2011
4	John Hall	2003
4	Mark Moseley	1977
3	Dustin Hopkins	2016
3	Brett Conway	1999
3	Chip Lohmiller	1990

Most Field Goals, 50 or More Yards, Game

2	Four times	(Last: Brett Conway, vs. Bears, 10/31/99)
---	------------	---

SAFETIES

Most Safeties, Career

2	Willie Wilkin	1938-43
---	---------------	---------

Most Safeties, Season

2	Willie Wilkin	1942
---	---------------	------

Most Safeties, Game

1	Multiple players	(Last: Preston Smith vs. GB, 01/10/16)
---	------------------	--

RUSHING - ATTEMPTS

Most Seasons Leading Team, Attempts

6	Larry Brown	1969-74
5	Clinton Portis	2004-05, 2007-09
5	John Riggins	1978-79, 1982-84

Most Consecutive Seasons Leading Team, Attempts

6	Larry Brown	1969-74
4	Alfred Morris	2012-15
4	Stephen Davis	1999-2002
4	Dan Bosseler	1957-60

Most Attempts, Career

1,988	John Riggins	1976-79, 1981-85
1,867	Clinton Portis	2004-10
1,530	Larry Brown	1969-76

Most Attempts, Season

375	John Riggins	1983
356	Stephen Davis	2001
352	Clinton Portis	2005

Most Attempts, Rookie, Season

335	Cliff Morris	2012
235	Mike Thomas	1975
233	Reggie Brooks	1993

Most Attempts, Game

45*	Jamie Morris at Bengals	12/17/88
39	Earnest Byner at Patriots	12/15/90
38	Jamie Morris vs. Eagles	11/12/89

RUSHING - YARDS GAINED

Most Seasons Leading League, Yards Gained, Rushing

1	Larry Brown	1970
1	Cliff Battles	1937
1	Jim Musick	1933
1	Cliff Battles	1932

Most Yards Gained, Rushing, Career

7,472	John Riggins	1976-79, 1981-85
6,824	Clinton Portis	2004-10
5,875	Larry Brown	1969-76

Most Seasons, 1,000 or More Yards Rushing

4	Clinton Portis	2004-05, 2007-08
4	John Riggins	1978-79, 1983-84
3	Alfred Morris	2012-14
3	Stephen Davis	1999-2001

RECORD BOOK: INDIVIDUAL

Most Consecutive Seasons, 1,000 or More Yards Rushing

3	Alfred Morris	2012-14
3	Stephen Davis	1999-2001
2	Clinton Portis	2007-08
2	Clinton Portis	2004-05
2	Terry Allen	1995-96
2	Earnest Byner	1990-91
2	George Rogers	1985-86
2	John Riggins	1983-84
2	John Riggins	1978-79

Most Yards Gained, Rushing, Season

1,613	Alfred Morris	2012
1,516	Clinton Portis	2005
1,487	Clinton Portis	2008

Most Yards Gained, Rushing, Rookie, Season

1,613	Alfred Morris	2012
1,063	Reggie Brooks	1993
919	Mike Thomas	1975

Most Yards Gained, Rushing, Game

221	Gerald Riggs vs. Eagles	09/17/89
215	Cliff Battles vs. Giants	10/08/33
206	George Rogers vs. Cardinals	12/21/85

Most Games, 200 or More Yards Rushing, Career (Regular Season)

1	Alfred Morris	2012-15
1	Gerald Riggs	1989-91
1	George Rogers	1985-87
1	Cliff Battles	1932-37

Most Games, 200 or More Yards Rushing, Season

1	Alfred Morris	2012
1	Gerald Riggs	1989
1	George Rogers	1985
1	Cliff Battles	1933

Most Games, 100 or More Yards Rushing, Career (Regular Season)

26	Clinton Portis	2004-10
19	John Riggins	1976-79, 81-85
19	Larry Brown	1969-76
18	Stephen Davis	1996-2002

Most Games, 100 or More Yards Rushing, Season

9	Clinton Portis	2005
7	Alfred Morris	2012
7	Rob Goode	1951

Most Consecutive Games, 100 or More Yards Rushing

5	Clinton Portis	2008
5	Ladell Betts	2006
5	Clinton Portis	2005
5	Rob Goode	1951

Longest Run From Scrimmage

90t	Adrian Peterson at Eagles	12/03/18
88t	Billy Wells vs. Cardinals	11/21/54
85t	Reggie Brooks vs. Eagles	09/19/83

RUSHING - AVERAGE GAIN

Highest Average Gain, Rushing, Career (min. 750 att.)

4.37	Alfred Morris (1,078-4,713)	2012-15
4.19	Stephen Davis (1,383-5,790)	1996-2002
4.18	Cliff Battles (839-3,511)	1932-37

Highest Average Gain, Rushing, Season (min. 100 att.)

6.79	Robert Griffin III (120-815)	2012
5.42	Frank Atkins (147-797)	1945
5.41	Don Bosseler (119-644)	1959

Highest Average Gain, Rushing, Game (min. 10 att.)

11.9	Stephen Davis (12-143) vs. Bears	10/31/99
10.6	Robert Griffin III (13-138) vs. Vikings	10/14/12
10.5	Johnny Olszewski (18-190) vs. Browns	11/15/59

RUSHING - TOUCHDOWNS

Most Seasons Leading League, Touchdowns, Rushing

1	Stephen Davis	1999
1	Terry Allen	1986
1	George Rogers	1986
1	John Riggins	1983
1	Rob Goode	1951
1	Andy Farkas	1938
1	Cliff Battles	1937

Most Seasons Leading Team, Touchdowns, Rushing

7	John Riggins	1978-79, 81-85
5	Clinton Portis	2004-08
4	Stephen Davis	1999-2002
4	Larry Brown	1970-73

Most Consecutive Seasons Leading Team, Touchdowns, Rushing

5	Clinton Portis	2004-08
5	John Riggins	1981-85
4	Stephen Davis	1999-2002
4	Larry Brown	1970-73

Most Touchdowns, Rushing, Career

79	John Riggins	1976-79, 81-85
46	Clinton Portis	2004-10
45	Stephen Davis	1996-2002
37	Terry Allen	1995-98

Most Touchdowns, Rushing, Season

24	John Riggins	1983
21	Terry Allen	1986
18	George Rogers	1986

Most Touchdowns, Rushing, Rookie, Season

13	Alfred Morris	2012
8	Skip Hicks	1998
7	Robert Griffin III	2012
7	Don Bosseler	1957

Most Touchdowns, Rushing, Game

3	Rob Kelley vs. Packers	11/20/16
3	Darrel Young vs. Chargers	11/03/13
3	Roy Helu, Jr. vs. Bears	10/20/13
3	Alfred Morris vs. Cowboys	12/30/12
3	Clinton Portis vs. 49ers	10/23/05
3	Stephen Davis vs. Rams	11/24/02
3	Stephen Davis at Jets	09/26/99
3	Stephen Davis at Giants	09/19/99
3	Skip Hicks vs. Eagles	11/15/98
3	Terry Allen vs. Colts	10/27/86
3	Terry Allen vs. Giants	10/20/86
3	Gerald Riggs at Bengals	09/22/91
3	Earnest Byner vs. Dolphins	12/02/80
3	John Riggins vs. Lions	10/13/85
3	Otis Wonsley vs. Lions	11/11/84
3	John Riggins vs. Rams	01/01/84
3	Reggie Evans vs. Lions	10/23/83
3	John Riggins at Cardinals	10/09/83
3	Ray McDonald at Saints	09/24/67
3	Dick James vs. Cowboys	12/17/61
3	Don Bosseler vs. Eagles	12/08/57
3	Andy Farkas at Bears	12/19/43
3	Andy Farkas at Dodgers	11/12/39
3	Andy Farkas vs. Rams	09/25/38
3	Cliff Battles vs. Giants	10/17/37

Most Consecutive Games Rushing for Touchdowns

13	George Rogers	1985-86
13	John Riggins	1982-83
10	Terry Allen	1995-96

RECORD BOOK: INDIVIDUAL

PASSING - PASSER RATING

Most Seasons Leading League, Passer Rating	
6*	Sammy Baugh.....1937, 40, 43, 45, 47, 49
2	Sonny Jurgensen.....1967, 69
Most Seasons Leading Team, Passer Rating	
14	Sammy Baugh.....1937-43, 1945-51
8	Joe Theismann.....1978-85
8	Sonny Jurgensen.....1964-70, 74
Most Consecutive Seasons Leading Team, Passer Rating	
8	Joe Theismann.....1978-85
7	Sonny Jurgensen.....1964-70
7	Sammy Baugh.....1945-51
7	Sammy Baugh.....1937-43
Highest Passer Rating, Career (min. 1,500 att.)	
93.7	Kirk Cousins.....2012-17
83.9	Sonny Jurgensen.....1964-74
82.3	Jason Campbell.....2005-09
Highest Passer Rating, Season (min. 150 att.)	
109.9	Sammy Baugh.....1945
102.4	Robert Griffin III.....2012
101.6	Kirk Cousins.....2015
Highest Passer Rating, Rookie, Season (min. 150 att.)	
102.4	Robert Griffin III.....2012
76.5	Jason Campbell.....2006
71.8	Patrick Ramsey.....2002

PASSING - ATTEMPTS

Most Seasons Leading League, Attempts, Passing	
4	Sammy Baugh.....1937, 43, 47-48
3	Sonny Jurgensen.....1966-67, 69
Most Consecutive Seasons Leading League, Attempts, Passing	
2	Sonny Jurgensen.....1966-67
2	Sammy Baugh.....1947-48
Most Passes Attempted, Career	
3,602	Joe Theismann.....1974-85
3,155	Sonny Jurgensen.....1964-74
2,995	Sammy Baugh.....1937-52
Most Passes Attempted, Season	
606	Kirk Cousins.....2016
543	Kirk Cousins.....2015
541	Jay Schroeder.....1986
Most Passes Attempted, Rookie, Season	
393	Robert Griffin III.....2012
375	Norm Snead.....1961
265	Heath Shuler.....1994
Most Passes Attempted, Game	
58	Jay Schroeder vs. 49ers.....12/01/85
56	Kirk Cousins at Bengals (London).....10/30/16
54	Jason Campbell at Cowboys.....11/18/07
54	Trent Green vs. Cardinals.....11/22/98
54	Mark Rypien at Cowboys.....11/22/90

PASSING - COMPLETIONS

Most Seasons Leading League, Completions	
5	Sammy Baugh.....1937, 43, 45, 47-48
Most Consecutive Seasons Leading League, Completions	
2	Sonny Jurgensen.....1966-67
2	Sammy Baugh.....1947-48
Most Seasons Leading Team, Completions	
13	Sammy Baugh.....1937-38, 40-43, 45-51

8	Joe Theismann.....1978-85
7	Billy Kilmer.....1971-77
7	Sonny Jurgensen.....1964-70

Most Consecutive Seasons Leading Team, Completions

8	Joe Theismann.....1978-85
7	Billy Kilmer.....1971-77
7	Sonny Jurgensen.....1964-70
7	Sammy Baugh.....1945-51

Most Passes Completed, Career

2,044	Joe Theismann.....1974-85
1,831	Sonny Jurgensen.....1964-74
1,693	Sammy Baugh.....1937-52

Most Passes Completed, Season

406	Kirk Cousins.....2016
379	Kirk Cousins.....2015
347	Kirk Cousins.....2017

Most Passes Completed, Rookie, Season

258	Robert Griffin III.....2012
172	Norm Snead.....1961
120	Heath Shuler.....1994

Most Passes Completed, Game

41	Kirk Cousins at Cowboys.....11/24/16
38	Kirk Cousins at Bengals (London).....10/30/16
33	Alex Smith vs. Colts.....09/18/18
33	Kirk Cousins vs. Buccaneers.....10/25/15
33	Jason Campbell at Cowboys.....11/18/07

Most Consecutive Passes Completed, Game

22	Mark Brunell vs. Texans.....09/24/06
----	--------------------------------------

PASSING - COMPLETION PCT.

Most Seasons Leading League	
7	Sammy Baugh.....1940, 42-43, 45, 47-49
Most Consecutive Seasons Leading League	
3	Sammy Baugh.....1947-49
Highest Completion Percentage, Career (min. 1,500 att.)	
65.5	Kirk Cousins.....2012-17
61.2	Jason Campbell.....2005-09
58.2	Sonny Jurgensen.....1964-74
Highest Completion Percentage, Season (min. 150 att.)	
70.3	Sammy Baugh (128-182).....1945
69.8	Kirk Cousins (379-543).....2015
68.7	Robert Griffin III (147-214).....2014
Highest Completion Percentage, Rookie, Season	
65.7	Robert Griffin III.....2012
53.1	Jason Campbell.....2007
51.5	Patrick Ramsey.....2002
Highest Completion Percentage, Game (min. 20 att.)	
88.9	Mark Brunell vs. Texans [24-27].....09/24/06

PASSING - YARDS GAINED

Most Seasons Leading League, Yards Gained, Passing	
4	Sammy Baugh.....1937, 40, 47-48
3	Sonny Jurgensen.....1966-67, 69
Most Consecutive Seasons Leading League, Yards Gained, Passing	
2	Sonny Jurgensen.....1966-67
2	Sammy Baugh.....1947-48

RECORD BOOK: INDIVIDUAL

Most Seasons Leading Team, Yards Gained, Passing

13.....	Sammy Baugh.....	1937-38, 40-43, 45-51
8.....	Joe Theismann.....	1978-85
7.....	Billy Kilmer.....	1971-77
7.....	Sonny Jurgensen.....	1964-70

Most Yards Gained, Passing, Career

25,206.....	Joe Theismann.....	1974-85
22,585.....	Sonny Jurgensen.....	1964-74
21,886.....	Sammy Baugh.....	1937-52

Most Seasons, 3,000 or More Yards Passing

3.....	Kirk Cousins.....	2015-17
3.....	Mark Rypien.....	1989, 91-92
3.....	Joe Theismann.....	1981, 83-84
3.....	Sonny Jurgensen.....	1966-67, 69

Most Yards Gained, Passing, Season

4,917.....	Kirk Cousins.....	2016
4,166.....	Kirk Cousins.....	2015
4,109.....	Jay Schroeder.....	1986

Most Yards Gained, Passing, Rookie, Season

3,200.....	Robert Griffin III.....	2012
2,337.....	Norm Snead.....	1961
1,658.....	Heath Shuler.....	1994

Most Yards Gained, Passing, Game

471.....	Brad Johnson at 49ers.....	12/26/99
458.....	Kirk Cousins at Bengals.....	10/30/16
449.....	Kirk Cousins at Cowboys.....	11/24/16

Most Games, 400 or More Passing Yards, Career

3.....	Kirk Cousins.....	2012-16
2.....	Mark Rypien.....	1988-93
2.....	Sonny Jurgensen.....	1964-74

Most Games, 400 or More Passing Yards, Season

2.....	Kirk Cousins.....	2016
--------	-------------------	------

Most Games, 300 or More Yards Passing, Career

23.....	Kirk Cousins.....	2012-17
15.....	Sonny Jurgensen.....	1964-74
14.....	Joe Theismann.....	1974-85

Most Games, 300 or More Yards Passing, Season

7.....	Kirk Cousins.....	2016
7.....	Kirk Cousins.....	2015
5.....	Kirk Cousins.....	2017
5.....	Mark Rypien.....	1989
5.....	Jay Schroeder.....	1986
5.....	Sonny Jurgensen.....	1967

Most Consecutive Games, 300 or More Yards Passing, Season

3.....	Kirk Cousins.....	2015
3.....	Robert Griffin III.....	2013

Longest Pass Completion (all TDs)

99*.....	Sonny Jurgensen (to Allen) at Bears.....	09/15/68
99*.....	George Izo (to Mitchell) vs. Browns.....	09/15/63
99*.....	Frank Filchock (to Farkas) vs. Steelers.....	10/15/39

PASSING - AVERAGE GAIN

Most Seasons Leading League, Average Gain, Passing

3.....	Sammy Baugh.....	1937, 40, 48
--------	------------------	--------------

Highest Average Gain, Career (1,500 att.)

7.73.....	Kirk Cousins.....	2012-17
7.31.....	Sammy Baugh.....	1937-52
7.22.....	Mark Rypien.....	1988-93

Highest Average Gain, Season (150 att.)

9.17.....	Sammy Baugh.....	1945
9.03.....	Eddie LeBaron.....	1957
8.47.....	Mark Rypien.....	1991

Highest Average Gain, Rookie, Season

8.14.....	Robert Griffin III.....	2012
7.22.....	Al Dorow.....	1954

Highest Average Gain, Game (20 att.)

18.58*.....	Sammy Baugh vs. Yanks (24 att-446 yds).....	10/31/48
-------------	---	----------

PASSING - TOUCHDOWNS

Most Seasons Leading League, Touchdowns, Passing

2.....	Sammy Baugh.....	1940, 47
2.....	Frank Filchock.....	1939, 44

Most Seasons Leading Team

13.....	Sammy Baugh.....	1937-38, 40-43, 45-51
8.....	Joe Theismann.....	1978-85
8.....	Sonny Jurgensen.....	1964-70, 74

Most Consecutive Seasons Leading Team

8.....	Joe Theismann.....	1978-85
7.....	Sonny Jurgensen.....	1964-70
7.....	Sammy Baugh.....	1945-51

Most Touchdown Passes, Career

187.....	Sammy Baugh.....	1937-52
179.....	Sonny Jurgensen.....	1964-74
160.....	Joe Theismann.....	1974-85

Most Touchdown Passes, Season

31.....	Sonny Jurgensen.....	1967
29.....	Kirk Cousins.....	2015
29.....	Joe Theismann.....	1983

Most Touchdown Passes, Rookie, Season

20.....	Robert Griffin III.....	2012
14.....	Eddie LeBaron.....	1952
11.....	Norm Snead.....	1961

Most Touchdown Passes, Game

6.....	Mark Rypien vs. Falcons.....	11/10/91
6.....	Sammy Baugh vs. Cardinals.....	11/23/47
6.....	Sammy Baugh at Dodgers.....	10/31/43

Most Games, Four or More Touchdown Passes, Career

9.....	Sonny Jurgensen.....	1964-74
5.....	Mark Rypien.....	1988-93

Most Games, Four or More Touchdown Passes, Season

3.....	Kirk Cousins.....	2015
3.....	Sonny Jurgensen.....	1964, 67

Most Consecutive Games, Touchdown Passes (reg. season)

23.....	Sonny Jurgensen.....	1966-68
16.....	Kirk Cousins.....	2015
15.....	Joe Theismann.....	1982-83

PASSING - HAD INTERCEPTED

Most Consecutive Passes Attempted, No Interceptions

271.....	Jason Campbell.....	2007-08
187.....	Kirk Cousins.....	2016
162.....	Joe Theismann.....	1983

Most Passes Had Intercepted, Career

203.....	Sammy Baugh.....	1937-52
138.....	Joe Theismann.....	1974-85
116.....	Sonny Jurgensen.....	1964-74

Most Passes Had Intercepted, Season

27.....	Norm Snead.....	1963
23.....	Sammy Baugh.....	1948
22.....	Jay Schroeder.....	1986
22.....	Norm Snead.....	1962
22.....	Norm Snead.....	1961

RECORD BOOK: INDIVIDUAL

Most Passes Had Intercepted, Game

6	Jay Schroeder vs. Giants	12/07/86
6	Sammy Baugh at Giants	11/11/51

Most Attempts, No Interceptions, Game

53	Kirk Cousins at Cowboys	11/24/16
53	Mark Brunell at Broncos	10/09/05

Most Seasons Leading League, Lowest Percentage, Passes Had Intercepted

5*	Sammy Baugh	1940, 42, 44-45, 47
----	-------------	---------------------

Lowest Percentage, Passes Had Intercepted, Career (min. 1,000 att.)

2.2	Robert Griffin III	2012-14
2.3	Jason Campbell	2005-09
2.6	Kirk Cousins	2012-17

Lowest Percentage, Passes Had Intercepted, Season (min. 150 att.)

1.19	Jason Campbell (6-506)	2008
1.27	Robert Griffin III (5-393)	2012
1.50	Alex Smith (5-328)	2018

Lowest Pct. Of Passes Had Intercepted, Rookie, Season

1.3	Robert Griffin III	2012
3.5	Patrick Ramsey	2002
4.2	Sammy Baugh	1937

PASSING - TIMES SACKED

Most Times Sacked, Career

340	Joe Theismann	1974-85
227	Sonny Jurgensen	1964-74
117	Billy Kilmer	1971-78

Most Times Sacked, Season

49	Trent Green	1998
48	Joe Theismann	1984
43	Jason Campbell	2009

Most Times Sacked, Game

10	John Beck at Bills	10/30/11
9	Joe Theismann vs. Cardinals	11/19/78

PASS RECEPTIONS

Most Seasons Leading League, Receptions

2	Charley Taylor	1966-67
---	----------------	---------

Most Seasons Leading Team, Receptions

8	Charley Taylor	1966-69, 72-75
6	Santana Moss	2005-10
6	Art Monk	1980, 82, 84-85, 89, 91
6	Hugh Taylor	1949-54

Most Consecutive Seasons Leading Team, Receptions

6	Santana Moss	2005-10
6	Hugh Taylor	1949-54
4	Charley Taylor	1972-75
4	Charley Taylor	1966-69
4	Bobby Mitchell	1962-65

Most Pass Receptions, Career

888	Art Monk	1980-93
649	Charley Taylor	1964-77
581	Santana Moss	2005-14

Most Seasons, 50 or More Pass Receptions

9	Art Monk	1980-81, 84-86, 88-91
7	Charley Taylor	1964, 66-67, 69, 73-75
6	Santana Moss	2005-10
6	Bobby Mitchell	1962-67

Most Pass Receptions, Season

113	Pierre Garçon	2013
106	Art Monk	1984
93	Santana Moss	2010

Most Pass Receptions, Rookie, Season

59	Jamison Crowder	2015
58	Art Monk	1980
53	Charley Taylor	1964

Most Pass Receptions, Game

14	Roy Helu, Jr. vs. 49ers (105 yds)	11/06/11
13	Art Monk at Lions (168 yds)	11/04/90
13	Kelvin Bryant vs. Giants (130 yds)	12/07/86
13	Art Monk vs. Bengals (230 yds)	12/15/85
13	Chris Thompson vs. Colts (92 yds)	09/16/18

Most Consecutive Games, Pass Receptions

164	Art Monk	1983-93
-----	----------	---------

RECEIVING - YARDS GAINED

Most Seasons Leading League, Yards Gained, Receiving

2	Bobby Mitchell	1962-63
---	----------------	---------

Most Consecutive Seasons Leading League, Yards Gained, Receiving

2	Bobby Mitchell	1962-63
---	----------------	---------

Most Seasons Leading Team, Yards Gained, Receiving

8	Charley Taylor	1966-69, 72-75
6	Santana Moss	2005-10
6	Gary Clark	1986-87, 89-92
6	Hugh Taylor	1949-54

Most Consecutive Seasons Leading Team, Yards Gained, Receiving

6	Santana Moss	2005-10
6	Hugh Taylor	1949-54
4	Gary Clark	1989-92
4	Charley Taylor	1966-69
4	Bobby Mitchell	1962-65

Most Yards Gained, Pass Receiving, Career

12,026	Art Monk	1980-93
9,110	Charley Taylor	1964-77
8,742	Gary Clark	1985-92

Most Seasons, 1,000 or More Yards, Pass Receiving

5	Art Monk	1984-86, 89, 91
5	Gary Clark	1986-87, 89-91
3	Santana Moss	2005, 08, 10
3	Henry Ellard	1994-96

Most Yards Gained, Pass Receiving, Season

1,483	Santana Moss	2005
1,436	Bobby Mitchell	1963
1,397	Henry Ellard	1994

Most Yards Gained, Pass Receiving, Rookie, Season

926	Gary Clark	1985
814	Charley Taylor	1964
797	Art Monk	1980

Most Yards Gained, Pass Receiving, Game

255	Anthony Allen vs. Cardinals (7 rec.)	10/04/87
241	Gary Clark at Giants (11)	10/27/86
230	Art Monk vs. Bengals (13)	12/15/85

Most Games, 100 or More Yards Pass Receiving, Career

36	Art Monk	1980-93
28	Gary Clark	1985-92
23	Charley Taylor	1964-77
23	Bobby Mitchell	1962-68

Most Games, 100 or More Yards Pass Receiving, Season

7	Bobby Mitchell	1962
6	DeSean Jackson	2014
6	Art Monk	1985
6	Art Monk	1984
6	Bobby Mitchell	1963

RECORD BOOK: INDIVIDUAL

Most Consecutive Games, 100 or More Yards Pass Receiving

3 Many times Last: DeSean Jackson, 2016

Longest Pass Reception (all TDs)

99' Gerry Allen (from Jurgensen) at Bears 09/15/68
 99' Bobby Mitchell (from Izo) at Browns 09/15/63
 99' Andy Farkas (from Filchock) vs. Steelers 10/15/39

RECEIVING - AVERAGE GAIN

Highest Average Gain, Career (min. 200 rec.)

19.24 Hugh Taylor 1947-54
 18.19 Henry Ellard 1994-98
 16.52 Bobby Mitchell 1962-68

Highest Average Gain, Season (min. 24 rec.)

23.44 Hugh Taylor 1952
 21.56 Charlie Brown 1982
 21.36 Hugh Taylor 1950

Highest Average Gain, Game (min. 3 rec.)

50.75 Gary Clark vs. Falcons (4/203) 11/10/91
 49.33 Charley Taylor vs. Rams (3/148) 10/22/67
 48.33 Andy Farkas vs. Cardinals (3/145) 11/19/39

RECEIVING - TOUCHDOWNS

Most Seasons Leading Team

7 Gary Clark 1985-87, 89-92
 7 Hugh Taylor 1947, 49-54
 5 Santana Moss 2005-06, 08, 10, 12
 5 Charley Taylor 1969, 71-74

Most Consecutive Seasons Leading Team

6 Hugh Taylor 1949-54
 4 Gary Clark 1989-92
 4 Charley Taylor 1971-74
 4 Bobby Mitchell 1962-65

Most Touchdowns, Career

79 Charley Taylor 1964-77
 65 Art Monk 1980-93
 60 Jerry Smith 1965-77

Most Touchdowns, Season

12 Ricky Sanders 1988
 12 Jerry Smith 1967
 12 Charley Taylor 1966
 12 Hugh Taylor 1952

Most Touchdowns, Rookie, Season

8 Charlie Brown 1982
 6 Chris Cooley 2004
 6 Hugh Taylor 1947

Most Touchdowns, Game

3 Santana Moss vs. Jaguars 10/01/06
 3 Santana Moss vs. Giants 12/24/05
 3 Chris Cooley vs. Cowboys 12/18/05
 3 Albert Connell at Jaguars 10/22/00
 3 Michael Westbrook vs. Cardinals 11/22/98
 3 Gary Clark vs. Falcons 11/10/91
 3 Anthony Allen vs. Cardinals 10/04/87
 3 Art Monk at Colts 10/07/84
 3 Alvin Garrett vs. Lions 01/08/83
 3 Jean Fugett at 49ers 12/07/76
 3 Larry Brown vs. Eagles 12/16/73
 3 Jerry Smith vs. Cowboys 11/16/69
 3 Pat Richter at Bears 09/15/68
 3 Jerry Smith at Rams 10/22/67
 3 Hugh Taylor vs. Cardinals 12/12/54
 3 Hugh Taylor at Giants 12/07/52
 3 Hugh Taylor vs. Cardinals 10/22/50
 3 Hugh Taylor at Colts 09/17/50
 3 Hal Crisler vs. Bulldogs 10/16/49
 3 Hugh Taylor at Eagles 09/28/47

Most Consecutive Games, Receiving Touchdown

6 Santana Moss 2007-08 (includes playoffs)
 6 Bobby Mitchell 1964
 5 Charlie Brown 1982

YARDS FROM SCRIMMAGE

Most Scrimmage Yards, Career

12,358 Art Monk 1980-93
 10,628 Charley Taylor 1964-77
 8,796 Gary Clark 1985-92

Most Scrimmage Yards, Season

1,732 Clinton Portis 2005
 1,705 Clinton Portis 2008
 1,690 Alfred Morris 2012

Most Scrimmage Yards, Rookie, Season

1,690 Alfred Morris 2012
 1,569 Charley Taylor 1964
 1,402 Mike Thomas 1975

Most Scrimmage Yards, Game

255 Larry Brown vs. Eagles 12/16/73

INTERCEPTIONS BY

Most Seasons Leading League, Interceptions By

1 Barry Wilburn 1987
 1 Mark Murphy 1983
 1 Paul Krause 1964
 1 Dan Sandifer 1948
 1 Sammy Baugh 1943

Most Seasons Leading Team, Interceptions By

4 Sammy Baugh 1941-43
 3 Multiple players (Last: DeAngelo Hall, 2009-11)

Most Consecutive Seasons Leading Team, Interceptions By

3 DeAngelo Hall 2009-11
 3 Fred Smoot 2001-03
 3 Norb Hecker 1955-57
 3 Sammy Baugh 1941-43

Most Seasons Leading Team

4 DeAngelo Hall 2009-11, 13
 3 Fred Smoot 2001-03
 3 Darrell Green 1986, 91, 98
 3 Tom Carter 1993, 95-96
 3 Vernon Dean 1982, 84-85
 3 Ken Houston 1973, 75, 77
 3 Brig Owens 1966, 68, 70
 3 Paul Krause 1964-65, 67
 3 Norb Hecker 1955-57
 3 Sammy Baugh 1942-43, 45

Most Interceptions By, Career

54 Darrell Green 1983-2002
 36 Brig Owens 1966-72
 31 Sammy Baugh 1937-52

Most Interceptions By, Season

13 Dan Sandifer 1948
 12 Paul Krause 1964
 11 Sammy Baugh 1943

Most Interceptions By, Rookie, Season

13 Dan Sandifer 1948
 12 Paul Krause 1964
 7 Brig Owens 1966
 7 Jim Kerr 1961

Most Interceptions By, Game

4* DeAngelo Hall at Bears 10/24/10
 4* Dan Sandifer vs. Yanks 10/31/48
 4* Sammy Baugh vs. Lions 11/14/43

RECORD BOOK: INDIVIDUAL

Most Consecutive Games, Passes Intercepted By

7	Paul Krause	1964
6	Barry Wilburn	1987
6	Lemar Parrish	1978-79

INTERCEPTIONS - RETURN YARDS GAINED

Most Yards Gained, Career

686	Brig Owens	1966-72
631	Darrell Green	1983-2002
491	Sammy Baugh	1937-52

Most Yards Gained, Season

258	Dan Sandifer	1948
168	George Cheverko	1948
165	Brig Owens	1966

Most Yards Gained, Rookie, Season

258	Dan Sandifer	1948
165	Brig Owens	1966
140	Paul Krause	1964

Most Yards Gained, Game

110	Jim Steffen vs. Cowboys	09/29/63
103	Brad Edwards vs. Cardinals	11/29/92
100	Barry Wilburn at Vikings	12/26/87

Longest Return (All TDs)

100	Barry Wilburn at Vikings	12/26/87
96	Bashaud Breeland at Chargers	12/10/17
93	Dick Poillon at Eagles	11/21/48

INTERCEPTIONS - RETURN TOUCHDOWNS

Most Touchdowns, Career

6	Darrell Green	1983-2002
3	Ryan Kerrigan	2011-17
3	DeAngelo Hall	2008-16
3	Monte Coleman	1974-94
3	Andre Collins	1990-94
3	Brig Owens	1966-77
3	Mike Bass	1969-75

Most Touchdowns, Season

2	DeAngelo Hall	2013
2	Andre Collins	1994
2	Vernon Dean	1984
2	Dale Hackbart	1961
2	Dan Sandifer	1948
2	Pug Rentner	1936

Most Touchdowns, Rookie, Season

2	Dan Sandifer	1948
---	--------------	------

Most Touchdowns, Game

2*	Dan Sandifer vs. Yanks	10/31/48
----	------------------------	----------

PUNTING

Most Punts, Career

896	Mike Bragg	1968-79
388	Matt Turk	1995-99
358	Tress Way	2014-18

Most Punts, Season

103	Tom Tupa	2004
103	Mike Bragg	1978
93	Matt Turk	1998

Most Punts, Rookie, Season

76	Mike Bragg	1968
74	Matt Turk	1995
54	Doug Elmore	1962

Most Punts, Game

14	Sammy Baugh vs. Eagles	11/05/39
----	------------------------	----------

Longest Punt

85	Sammy Baugh vs. Eagles	12/01/40
81	Sammy Baugh vs. Lions	11/14/43
77	Tress Way vs. Giants	09/25/14
77	Steve Cox at Bills	11/01/87

PUNTING - AVERAGE YARDAGE

Highest Average, Punting, Career (min. 300 punts)

46.00	Tress Way	2014-18
45.10	Sammy Baugh	1937-52
43.77	Matt Turk	1995-99
41.96	Pat Richter	1963-70

Highest Average, Punting, Season (min. 30 punts)

51.40*	Sammy Baugh	1940
48.73	Sammy Baugh	1941
48.24	Sammy Baugh	1942

Highest Average, Punting, Rookie, Season

43.26	Mike Bragg	1968
42.43	Sammy Baugh	1995
42.16	Eddie LeBaron	1952

Highest Average, Punting, Game (min. 4 punts)

59.40	Sammy Baugh at Lions (5-297)	10/27/40
-------	------------------------------	----------

PUNTING - NET YARDAGE

Since 1976

Highest Net Average, Punting, Career (min. 250 att.)

39.9	Tress Way	2014-18
------	-----------	---------

Highest Net Average, Punting, Season

41.5	Tress Way	2018
40.0	Tress Way	2014
39.8	Tress Way	2015
39.2	Matt Turk	1997

Highest Net Punting Average, Rookie, Season

37.7	Matt Turk	1995
33.3	Jeff Hayes	1982

Highest Net Average, Punting, Game (min. 4 att.)

55.5	Tress Way vs. Giants	09/25/14
53.0	Tress Way at Panthers	11/22/15
49.8	Matt Turk vs. Broncos	09/27/98

PUNTING - HAD BLOCKED

Most Punts Had Blocked, Career

8	Mike Bragg	1968-79
7	Sammy Baugh	1937-52
4	Kelly Goodburn	1990-93

Most Punts Had Blocked, Season

3	Kelly Goodburn	1991
3	Sammy Baugh	1943

PUNTING - INSIDE 20

Since 1976

Most Punts Inside the 20, Career

134	Matt Turk	1995-99
132	Tress Way	2014-18
79	Mike Bragg (stat not tracked until 1976)	1968-79

RECORD BOOK: INDIVIDUAL

Most Punts Inside the 20, Season

41.....	Tress Way.....	2018
33.....	Tress Way.....	2017
33.....	Matt Turk.....	1998
32.....	Matt Turk.....	1997

Most Punts Inside the 20, Game

5.....	Seven times.....	(Last: Tress Way, 10/21/18)
--------	------------------	-----------------------------

PUNT RETURNS

Most Seasons Leading League, Punt Returns

1.....	Eddie Brown.....	1977
1.....	Larry Jones.....	1975
1.....	Steve Bagarus.....	1945
1.....	Andy Farkas.....	1943

Most Seasons Leading Team (all consecutive)

9.....	Brian Mitchell.....	1991-99
--------	---------------------	---------

Most Punt Returns, Career

317.....	Brian Mitchell.....	1990-99
212.....	Mike Nelms.....	1980-84
129.....	Antwaan Randle El.....	2006-09

Most Punt Returns, Season

57.....	Eddie Brown.....	1977
53.....	Larry Jones.....	1975
49.....	Mike Nelms.....	1984

Most Punt Returns, Rookie, Season

48.....	Mike Nelms.....	1980
42.....	Tony Green.....	1978
38.....	Brandon Banks.....	2010

Most Punt Returns, Game

11*.....	Eddie Brown at Buccaneers.....	10/09/77
10.....	Mike Nelms at Saints.....	12/26/82
9.....	Mike Nelms at Cardinals.....	12/21/80

PUNT RETURNS - FAIR CATCHES

Most Fair Catches, Career

151.....	Brian Mitchell.....	1990-99
----------	---------------------	---------

Most Fair Catches, Season

25.....	Andre Roberts.....	2014
24.....	Brian Mitchell.....	1994
23.....	Brian Mitchell.....	1997

Most Fair Catches, Game

5.....	Andre Roberts at Cardinals.....	10/12/14
5.....	Antwaan Randle El vs. Steelers.....	11/03/08
5.....	Brian Mitchell vs. Cardinals.....	09/14/97

PUNT RETURNS - YARDS GAINED

Most Seasons Leading League, Yards Gained, Punt Returns

1.....	Eddie Brown.....	1976
1.....	Bert Zagers.....	1957
1.....	Andy Farkas.....	1943

Most Seasons Leading Team, Yards Gained, Punt Returns

9.....	Brian Mitchell.....	1991-99
5.....	Mike Nelms.....	1980-84
5.....	Rickie Harris.....	1965-69
5.....	Dick James.....	1959-63

Most Yards Gained, Punt Returns, Career

3,476.....	Brian Mitchell.....	1990-99
1,948.....	Mike Nelms.....	1980-84
1,150.....	Eddie Brown.....	1975-77

Most Yards Gained, Punt Returns, Season

646.....	Eddie Brown.....	1976
600.....	Brian Mitchell.....	1991
506.....	Brian Mitchell.....	1998

Most Yards Gained, Punt Returns, Rookie, Season

487.....	Mike Nelms.....	1980
443.....	Tony Green.....	1978
431.....	Brandon Banks.....	2010

Most Yards Gained, Punt Returns, Game

146.....	Rickie Harris at Steelers.....	11/21/65
142.....	Ted Wilson at Giants.....	10/11/87
118.....	Derrick Shepard vs. Cardinals.....	10/04/87

Longest Punt Return (All TDs)

96.....	Bill Dudley vs. Steelers.....	12/03/50
90.....	Jacquez Green vs. Eagles.....	09/16/02
89.....	Eric Metcalf vs. Giants.....	10/28/01

PUNT RETURNS - AVERAGE YARDAGE

Highest Average, Career (min. 40 returns)

13.20.....	Dick Todd.....	1939-48
12.81.....	Johnny Williams.....	1952-53
12.11.....	Andy Farkas.....	1938-44

Highest Average, Season (min. 20 returns)

15.25.....	Johnny Williams.....	1952
14.12.....	Brian Mitchell.....	1994
13.46.....	Eddie Brown.....	1976

Highest Average, Rookie, Season

15.25.....	Johnny Williams.....	1952
12.16.....	Rickie Harris.....	1965
11.95.....	Steve Bagarus.....	1945

Highest Average, Game (min. 3 returns)

39.3.....	Derrick Shepard vs. Cardinals.....	10/04/97
34.0.....	Pervis Atkins at Eagles.....	11/01/64
33.3.....	Brian Mitchell vs. Giants.....	11/01/92

PUNT RETURNS - TOUCHDOWNS

Most Touchdowns, Punt Returns, Career

7.....	Brian Mitchell.....	1990-99
3.....	Rickie Harris.....	1965-70
3.....	Dick Todd.....	1939-48

Most Touchdowns, Punt Returns, Season

2.....	Brian Mitchell.....	1994
2.....	Brian Mitchell.....	1991
2.....	Mike Nelms.....	1981
2.....	Bert Zagers.....	1957
2.....	John Williams.....	1952

Most Touchdowns, Punt Returns, Rookie, Season

2.....	John Williams.....	1952
1.....	Five players.....	(Last: Desmond Howard, 1992)

Most Touchdowns, Punt Returns, Game

1.....	Multiple times.....	(Last: Jamison Crowder at BAL, 10/09/16)
--------	---------------------	--

KICK RETURNS

Most Seasons Leading League, Kick Returns

2.....	Eddie Saenz.....	1947, 49
2.....	Dan Sandifer.....	1948-49
1.....	Brandon Banks.....	2011
1.....	Larry Jones.....	1975

Most Consecutive Seasons Leading League, Kick Returns

2.....	Dan Sandifer.....	1948-49
--------	-------------------	---------

Most Seasons Leading Team

9.....	Brian Mitchell.....	1991-99
5.....	Mike Nelms.....	1980-84
5.....	Dick James.....	1959-63

RECORD BOOK: INDIVIDUAL

Most Kickoff Returns, Career

421	Brian Mitchell	1990-99
222	Rock Cartwright	2002-09
175	Mike Nelms	1980-84

Most Kickoff Returns, Season

64	Rock Cartwright	2006
59	Brian Mitchell	1998
58	Brian Mitchell	1994

Most Kickoff Returns, Rookie, Season

46	Brandon Banks	2010
38	Mike Nelms	1980
34	Tony Green	1978

Most Kickoff Returns, Game

8	Terry Metcalf vs. Cardinals	09/20/81
8	Niles Paul vs. Kansas City	12/08/13

KICK RETURNS - YARDS GAINED

Most Yards Gained, Kickoff Returns, Career

9,586	Brian Mitchell	1990-99
5,332	Rock Cartwright	2002-09
4,128	Mike Nelms	1980-84

Most Yards Gained, Kickoff Returns, Season

1,541	Rock Cartwright	2006
1,478	Brian Mitchell	1994
1,408	Brian Mitchell	1995

Most Yards Gained, Kickoff Returns Rookie, Season

1,155	Brandon Banks	2010
870	Tony Green	1978
810	Mike Nelms	1980

Most Yards Gained, Kickoff Returns, Game

225	Herb Mul-Key at Cardinals	09/23/73
213	Brandon Banks at Lions	10/31/10
189	Brian Mitchell vs. Chargers	12/06/98

Longest Kickoff Return [All TDs]

102	Larry Jones vs. Eagles	11/24/74
101	Brian Mitchell vs. Chargers	12/06/98
101	Rashad Ross at Giants	09/24/15

KICK RETURNS - AVERAGE YARDAGE

Most Seasons Leading League, Average Yardage, Kick Returns

1	Mike Nelms	1981
1	Eddie Saenz	1947

Highest Average, Career (min. 40 returns)

28.50	Bobby Mitchell	1962-68
27.87	Herb Mul-key	1972-74
25.98	Joe Scudero	1954-58

Highest Average, Season (min. 20 returns)

29.70	Mike Nelms	1981
29.38	Dick James	1961
29.22	Larry Jones	1974

Highest Average, Rookie, Season

29.22	Larry Jones	1974
25.98	Dale Atkeson	1954
25.59	Tony Green	1978

KICK RETURNS - TOUCHDOWNS

Most Touchdowns, Career

2	Brian Mitchell	1990-99
2	Bobby Mitchell	1962-68
2	Eddie Saenz	1946-51
2	Andy Farkas	1938-44

Most Touchdowns, Season

2	Eddie Saenz	1947
---	-------	-------------	-------	------

Most Touchdowns, Rookie, Season

1	Multiple times	[Last: Brandon Banks, 2010]
---	-------	----------------	-------	-----------------------------

Most Touchdowns, Game

1	Many players	[Last: Andre Roberts at CAR, 11/22/15]
---	-------	--------------	-------	--

COMBINED KICK/PUNT RETURNS

Most Combined Kick/Punt Returns, Career

738	Brian Mitchell	1990-99
386	Mike Nelms	1980-84
253	Dick James	1956-63

Most Combined Kick/Punt Returns, Season

103	Brian Mitchell	1998
100	Larry Jones	1975
91	Mike Nelms	1984
91	Eddie Brown	1977

Most Combined Kick/Punt Returns, Game

12	Eddie Brown vs. Buccaneers [P-11/K-1]	10/09/77
12	Larry Jones vs. Cowboys [6/6]	12/13/75
11	Brandon Banks vs. Lions [5/6]	10/31/10
11	Larry Jones vs. Raiders [6/5]	11/23/75

COMBINED KICK RETURN YARDS

Most Yards Returned, Career

13,062	Brian Mitchell	1990-99
6,076	Mike Nelms	1980-84
4,743	Dick James	1956-63

Most Yards Returned, Season

1,930	Brian Mitchell	1994
1,843	Brian Mitchell	1998
1,723	Brian Mitchell	1995

Most Yards Returned, Game

271	Brandon Banks at Lions	10/31/10
240	Brian Mitchell at Broncos	09/17/95
226	Brian Mitchell vs. Chargers	10/06/98

COMBINED KICK RETURN TOUCHDOWNS

Most Touchdowns, Career

9	Brian Mitchell	1990-99
3	Rickie Harris	1965-70
3	Bert Zagers	1955-58
3	Dick Todd	1939-48
3	Andy Farkas	1934-44

Most Touchdowns, Season

2	Brian Mitchell	1997
2	Brian Mitchell	1994
2	Brian Mitchell	1991
2	Mike Nelms	1981
2	Tony Green	1978
2	Bert Zagers	1957
2	Joe Scudero	1955
2	John Williams	1952
2	Eddie Saenz	1947

Most Touchdowns, Game

1	Multiple times	[Last: Jamison Crowder at BAL, 10/09/16]
---	-------	----------------	-------	--

FUMBLES

Most Fumbles, Career

47	Sammy Baugh	1937-52
42	Mark Rypien	1987-93
42	Joe Theismann	1974-85

RECORD BOOK: INDIVIDUAL

Most Fumbles, Season

15.....	Sammy Baugh.....	1947
14.....	Trent Green.....	1998
14.....	Mark Rypien.....	1989

Most Fumbles, Game

5.....	Patrick Ramsey at Packers.....	10/20/02
--------	--------------------------------	----------

FUMBLES RECOVERED

Most Fumbles Recovered, Career, Own and Opponents'

21.....	Sammy Baugh.....	1937-52
16.....	Brad Dusek.....	1974-81
15.....	Monte Coleman.....	1979-94

Most Fumbles Recovered, Season, Own and Opponents'

8.....	Donovan McNabb.....	2010
7.....	Sammy Baugh.....	1947
7.....	Stephen Davis.....	2001
6.....	Joe Theismann.....	1984

OWN FUMBLES RECOVERED

Most Own Fumbles Recovered, Career

18.....	Sammy Baugh.....	1937-52
16.....	Charley Taylor.....	1964-77
15.....	Kirk Cousins.....	2012-17

Most Own Fumbles Recovered, Season

8.....	Donovan McNabb.....	2010
7.....	Sammy Baugh.....	1947
6.....	Joe Theismann.....	1984

Most Own Fumbles Recovered, Game

2.....	15 players.....	(Last: Alex Smith at Cardinals, 09/09/18)
--------	-----------------	---

OPPONENTS' FUMBLES RECOVERED

Most Opponents' Fumbles Recovered, Career

16.....	Brad Dusek.....	1974-81
16.....	Chris Hanburger.....	1965-78
14.....	Monte Coleman.....	1979-94
14.....	Chris Hanburger.....	1965-78
14.....	John Paluck.....	1956-65

Most Opponents' Fumbles Recovered, Season

6.....	Gene Brito.....	1955
5.....	Ken Houston.....	1973
5.....	Paul Krause.....	1965
5.....	Bob Toneff.....	1959

Most Opponents' Fumbles Recovered, Game

2.....	Bashaud Breeland.....	11/22/15
2.....	LaVar Arrington.....	12/29/02
2.....	Shawn Barber.....	12/03/00
2.....	Pat Eilers.....	09/06/83
2.....	Danny Copeland.....	12/13/92

YARDS RETURNING FUMBLES

Longest Fumble Return (all TDs)

78.....	Darrell Green vs. Colts.....	10/07/93
76.....	John Paluck vs. Giants.....	12/02/56
75.....	DeAngelo Hall vs. Eagles.....	09/09/13

FUMBLE RETURN TOUCHDOWNS

Most Touchdowns, Career

3.....	DeAngelo Hall.....	2008-15
3.....	Chris Hanburger.....	1965-78
3.....	Brad Dusek.....	1974-79

Most Touchdowns, Season

2.....	Harold McPhail.....	1934
1.....	Multiple times.....	(Last: Preston Smith, 2018)

COMBINED NET YARDS GAINED

Most Seasons Leading League, Net Yards Gained

4.....	Brian Mitchell.....	1994-96, 98
--------	---------------------	-------------

Most Consecutive Seasons Leading League, Net Yards Gained

3.....	Brian Mitchell.....	1994-96
--------	---------------------	---------

Most Seasons Leading Team, Net Yards Gained

7.....	Brian Mitchell.....	1993-99
6.....	Larry Brown.....	1969-74
4.....	Clinton Portis.....	2004-05, 2007-08

Most Consecutive Seasons Leading Team

7.....	Brian Mitchell.....	1993-99
6.....	Larry Brown.....	1969-74

COMBINED NET YARDS - ATTEMPTS

Most Attempts, Career

2,109.....	John Riggins.....	1976-79, 81-85
1,834.....	Clinton Portis.....	2004-10
1,768.....	Larry Brown.....	1969-76

Most Attempts, Season

384.....	Stephen Davis.....	2001
383.....	Clinton Portis.....	2004
382.....	Clinton Portis.....	2005

Most Attempts, Game

45.....	Jamie Morris at Bengals.....	12/17/88
41.....	Jamie Morris at Eagles.....	11/12/89
39.....	Earnest Byner at Patriots.....	12/15/90

COMBINED NET YARDS - YARDS

Most Yards Gained, Career

16,900.....	Brian Mitchell.....	1990-99
12,358.....	Art Monk.....	1980-93
10,803.....	Charley Taylor.....	1964-77

Most Yards Gained, Season

2,477.....	Brian Mitchell.....	1994
2,357.....	Brian Mitchell.....	1998
2,348.....	Brian Mitchell.....	1995

Most Yards Gained, Rookie, Season

1,690.....	Alfred Morris.....	2012
1,602.....	Brandon Banks.....	2010
1,589.....	Charley Taylor.....	1964

SACKS

Most Seasons Leading Team

6.....	Ryan Kerrigan.....	2012, 2014-18
5.....	Dexter Manley.....	1982, 84-86, 88
4.....	Brian Drakpo.....	2009-11, 13
4.....	Andre Carter.....	2006-09
3.....	Ken Harvey.....	1994-95, 97
3.....	Charles Mann.....	1987, 89, 91
3.....	Coy Bacon.....	1978-80

Most Sacks, Career (Unofficial)

97.5.....	Dexter Manley.....	1981-89
84.5.....	Ryan Kerrigan.....	2011-18
82.0.....	Charles Mann.....	1983-93

Most Sacks, Career (Since 1982)

91.0.....	Dexter Manley.....	1981-89
84.5.....	Ryan Kerrigan.....	2011-18
82.0.....	Charles Mann.....	1983-93

RECORD BOOK: INDIVIDUAL/OPPONENT

Most Sacks, Season

18.5	Dexter Manley	1986
15.0	Dexter Manley	1985
15.0	Coy Bacon	1979

Most Sacks, Rookie, Season

11.0	Brian Drakpo	2009
8.0	Preston Smith	2015
7.5	Ryan Kerrigan	2011

Most Sacks, Game

4.0	Ryan Kerrigan vs. Jaguars	09/14/14
4.0	Brian Drakpo at Raiders	12/13/09
4.0	Phillip Daniels vs. Cowboys	12/18/05
4.0	Ken Harvey vs. Giants	11/23/97
4.0	Dexter Manley vs. Giants	10/02/88
4.0	Diron Talbert vs. Giants	09/28/75

Most Seasons, 10 or More Sacks

5	Charles Mann	1985-87, 89, 91
4	Dexter Manley	1983-86
4	Ryan Kerrigan	2014, 2016-18
3	Coy Bacon	1978-80

Most Consecutive Seasons, 10 or More Sacks

4	Dexter Manley	1983-86
---	---------------	---------

OPPONENT RECORDS

SCORING

Most Points vs. Redskins, Career

242	Lou Groza	1950-67
-----	-----------	---------

Most Points vs. Redskins, Game

25	Bobby Joe Conrad, Cardinals	09/27/59
----	-----------------------------	----------

Touchdowns vs. Redskins, Career

24	Emmitt Smith	1990-2002
----	--------------	-----------

Touchdowns vs. Redskins, Game

4	Terrell Owens, Cowboys	11/18/07
4	Wilbert Montgomery, Eagles	10/07/79
4	Wilbert Montgomery, Eagles	09/10/78
4	Ollie Matson, Cardinals	11/21/54
4	Bob Shaw, Rams	12/11/49

Points After Touchdown vs. Redskins, Career

101	Lou Groza	1950-67
-----	-----------	---------

Points After Touchdown vs. Redskins, Game

8	David Akers, Eagles	11/15/10
7	Adam Vinatieri, Colts	11/30/14
7	Stephen Gostkowski, Patriots	10/28/07
7	Pat Summerall, Giants	10/05/61
7	Bobby Joe Conrad, Cardinals	09/27/59
7	Ray McLean, Bears	10/26/47

Field Goals vs. Redskins, Career

45	Lou Groza	1950-67
----	-----------	---------

Field Goals vs. Redskins, Game

6	Dan Bailey, Cowboys	09/26/11
---	---------------------	----------

Field Goals Attempted vs. Redskins, Game

6	Dan Bailey, Cowboys	09/26/11
6	Jay Feely, Giants	10/30/05
6	Ali Haji-Sheikh, Giants	12/17/83

Longest Field Goal vs. Redskins

58	Nick Lowery, Chiefs	09/18/83
----	---------------------	----------

RUSHING

Most Yards Gained vs. Redskins, Career

2,440	Emmitt Smith	1990-2002
-------	--------------	-----------

Most Yards Gained vs. Redskins, Game

234	Tiki Barber, Giants	12/30/06
234	Bobby Mitchell, Browns	11/15/59

Most Rushing Attempts vs. Redskins, Game

40	Errict Rhett, Buccaneers	12/04/94
----	--------------------------	----------

Most Rushing Touchdowns vs. Redskins, Game

3	Multiple players	(Last: Matt Asiata, Vikings, 11/02/14)
---	------------------	--

PASSING

Most Passing Yards Gained vs. Redskins, Career

6,692	Eli Manning, Giants	2004-18
-------	---------------------	---------

Most Passing Yards Gained vs. Redskins, Game

522	Boomer Esiason, Cardinals	11/10/96
-----	---------------------------	----------

Most Passing Attempts vs. Redskins, Career

965	Eli Manning, Giants	2004-18
-----	---------------------	---------

Most Passing Attempts vs. Redskins, Game

62	Tony Romo, Cowboys	11/22/12
----	--------------------	----------

Most Completions vs. Redskins, Career

560	Eli Manning, Giants	2004-18
-----	---------------------	---------

Most Completions vs. Redskins, Game

38	Matt Schaub, Texans	09/19/10
----	---------------------	----------

Most Passing Touchdowns vs. Redskins, Career

38	Charlie Conerly	1948-61
----	-----------------	---------

Most Passing Touchdowns vs. Redskins, Game

7*	Y.A. Tittle, Giants	10/28/62
7*	Adrian Burk, Eagles	10/17/54

Most Interceptions Thrown vs. Redskins, Career

43	Jim Hart	1967-82
----	----------	---------

Most Interceptions Thrown vs. Redskins, Game

6	Ed Luther, Chargers	10/31/83
---	---------------------	----------

Longest Pass Completion vs. Redskins

99	Jim Plunkett (to Branch), Raiders	10/02/83
----	-----------------------------------	----------

RECEIVING

Most Receiving Yards Gained vs. Redskins, Career

1,446	Jason Witten	2003-17
-------	--------------	---------

Most Receiving Yards Gained vs. Redskins, Game

269	Del Shofner, Giants (11 rec.)	10/28/62
-----	-------------------------------	----------

Most Receptions vs. Redskins, Career

129	Jason Witten, Cowboys	2003-17
-----	-----------------------	---------

Most Receptions vs. Redskins, Game

15	Zach Ertz, Eagles	12/20/14
15	Danny Amendola, Rams	09/16/12

Most Receiving Touchdowns vs. Redskins, Career

15	Pete Pihos	1947-55
----	------------	---------

Most Receiving Touchdowns vs. Redskins, Game

4	Terrell Owens, Cowboys	11/18/07
4	Bob Shaw, Rams	12/11/49

Longest Reception

99t	Cliff Branch (from Plunkett), Raiders	10/02/83
-----	---------------------------------------	----------

RECORD BOOK: OPPONENT

INTERCEPTIONS

Most Interceptions vs. Redskins, Career

9	Terence Newman	2003-12
9	Everson Walls	1981-91
9	Bill Bradley	1969-77
9	Mel Renfro	1964-77

Most Interceptions vs. Redskins, Game

4	Jerry Norton, Cardinals	11/20/60
4	Jack Butler, Steelers	12/13/53

Most Interception Yards Gained vs. Redskins, Career

157	Aeneas Williams	1991-2000
-----	-----------------	-----------

Most Interception Yards Gained vs. Redskins, Game

121	Mike Gaechter, Cowboys	11/03/63
-----	------------------------	----------

Most Interception Return Touchdowns vs. Redskins, Career

3	Larry Cole	1968-80
---	------------	---------

Most Interception Return Touchdowns vs. Redskins, Game

2	Robert Massey, Cardinals	10/04/92
---	--------------------------	----------

Longest Interception Return vs. Redskins

101t	Justin Reid, Texans	11/18/18
96	Dennis Thurman, Cowboys	09/06/81

KICKOFF RETURNS

Most Kickoff Returns vs. Redskins, Career

36	Vai Sikahema	1986-93
----	--------------	---------

Most Kickoff Returns vs. Redskins, Game

8	Maurice Hicks, 49ers	10/23/05
8	Eric Pegram, Falcons	11/10/91
8	Harlan Huckleby, Packers	10/17/83

Most Kickoff Return Yards Gained vs. Redskins, Career

795	Vai Sikahema	1986-93
-----	--------------	---------

Most Kickoff Return Yards Gained vs. Redskins, Game

222	Allen Rossum, Eagles	11/14/99
-----	----------------------	----------

Longest Kickoff Return, Touchdown vs. Redskins

105t	Ollie Matson, Cardinals	10/14/56
------	-------------------------	----------

PUNT RETURNS

Most Punt Returns vs. Redskins, Career

29	Kelvin Martin	1987-96
----	---------------	---------

Most Punt Returns vs. Redskins, Game

8	Dedric Ward, Cowboys	09/27/04
8	Stump Mitchell, Cardinals	01/02/83
8	Leon Bright, Giants	09/13/81

Most Punt Return Yards Gained vs. Redskins, Career

336	Vai Sikahema	1986-93
-----	--------------	---------

Most Punt Return Yards Gained vs. Redskins, Game

177	Dexter McCluster, Chiefs	12/08/13
-----	--------------------------	----------

Longest Punt Return vs. Redskins

98t	Charlie West, Vikings	11/03/68
-----	-----------------------	----------

FUMBLE RETURNS

Longest Return vs. Redskins

103t	Aeneas Williams, Cardinals	11/05/00
------	----------------------------	----------

RECORD BOOK: POSTSEASON

TEAM POSTSEASON RECORDS

CHAMPIONSHIPS

League Championships	
5.....	1937, 42, 82, 87, 91
NFC Championships	
5.....	1972, 82-83, 87, 91
Division Championships	
15.....	1936-37, 40, 42-43, 45, 72, 82-84, 87, 91, 99, 2012, 15

GAMES, VICTORIES, DEFEATS

Seasons Participating in Postseason Games	
24.....	1936-37, 40, 42-43, 45, 71-74, 76, 82-84, 86-87, 90-92, 99, 2005, 07, 12, 15
Most Consecutive Seasons Participating in Postseason Games	
4.....	1971-74
Games Played	
42.....	1936-2015
Games Won	
23.....	1937-2005
Most Consecutive Games Won	
6.....	1982-83
Games Lost	
19.....	1936-2015
Most Consecutive Games Lost	
4.....	1972-76

SCORING

Most Points, Game	
51..... vs. Rams.....	01/01/84
42..... vs. Broncos.....	01/31/88
41..... vs. Lions.....	01/12/92
Most Points, Both Teams, Game	
73..... Redskins (0) vs. Bears (73).....	12/08/40
62..... Redskins (21) at Bears (41).....	12/26/43
61..... Redskins (37) at Bills (24).....	01/26/92
Fewest Points, Both Teams, Game	
17..... Redskins (0) at Giants (17).....	01/11/87
19..... Redskins (16) vs. Packers (3).....	12/24/72
20..... Redskins (14) vs. Bears (6).....	12/13/42
Largest Margin of Victory, Game	
44..... vs. Rams.....	01/01/84
32..... vs. Broncos.....	01/31/88
31..... vs. Lions.....	01/12/92
Largest Margin of Defeat, Game	
73*..... vs. Bears.....	12/08/40
29..... at Raiders.....	01/22/84
21..... at Seahawks.....	01/05/08
Most Points, Shutout Victory, Game	
28..... at Giants.....	12/19/43
Most Points Overcome to Win Game	
14..... at Bears (trailed 14-0, won 21-17).....	01/10/88
Most Points, One Half	
38..... vs. Rams (led 38-7 vs. halftime).....	01/01/84

Most Points, One Quarter	
35..... vs. Broncos (second quarter).....	01/31/88

TOUCHDOWNS

Most Touchdowns, Game	
6..... vs. Broncos.....	01/31/88
6..... vs. Rams.....	01/01/84
Most Touchdowns, Both Teams, Game	
11..... Redskins (0) vs. Bears (11).....	12/08/40
Fewest Touchdowns, Both Teams, Game	
1..... Redskins (1) vs. Packers (0).....	12/24/72

POINTS AFTER TOUCHDOWNS

Most (One-Point) Points After Touchdown, Game	
6..... vs. Broncos.....	01/31/88
6..... vs. Rams.....	01/01/84
Most (One-Point) Points After Touchdown, Both Teams, Game	
7..... Redskins (4) vs. Bills (3).....	01/26/92
7..... Redskins (6) vs. Broncos (1).....	01/31/88
7..... Redskins (6) vs. Rams (1).....	01/01/84
7..... Redskins (2) at Vikings (5).....	12/18/76
Fewest (One-Point) Points After Touchdown, Both Teams, Game	
2..... Redskins (0) at Giants (2).....	01/11/87
2..... Redskins (1) at Rams (1).....	12/22/74
2..... Redskins (2) vs. Bears (0).....	12/13/42

Most Two-Point Conversions, Game	
None.....	

FIELD GOALS

Most Field Goals, Game	
4..... vs. Rams.....	12/28/86
4..... vs. Cowboys.....	12/31/72
Most Field Goals, Both Teams, Game	
5..... vs. Cowboys.....	12/31/72

SAFETIES

Most Safeties, Game	
1*..... Two times.....(Last: vs. Packers, 01/10/16)	
Most Safeties, Both Teams, Game	
1*..... Two times.....Last: Redskins (1) vs. Packers (0), 01/10/16	

FIRST DOWNS

Most First Downs, Game	
25..... at 49ers.....	01/12/91
25..... vs. Broncos.....	01/31/88
Fewest First Downs, Game	
9..... at Buccaneers.....	01/07/06
9..... vs. Bears.....	12/13/42
10..... vs. Buccaneers.....	01/15/00
Most First Downs, Both Teams, Game	
49..... Redskins (24) vs. Bills (25).....	01/26/92
Fewest First Downs, Both Teams, Game	
19..... Redskins (9) vs. Bears (10).....	12/13/42

RECORD BOOK: POSTSEASON

RUSHING FIRST DOWNS

Most First Downs, Rushing, Game

14..... vs. Dolphins	01/30/83
13..... vs. Broncos	01/31/88
12..... at Vikings.....	01/02/93
12..... vs. Vikings.....	01/15/83

Fewest First Downs, Rushing, Game

1..... vs. Buccaneers.....	01/15/00
2..... vs. Giants.....	01/11/87
3..... Four times.....	[Last: at Seahawks, 01/14/06]

Most First Downs, Rushing, Both Teams, Game

21..... Redskins (14) vs. Dolphins (7).....	01/30/83
19..... Redskins (13) vs. Broncos (6).....	01/31/88
18..... Redskins (9) vs. Rams (9).....	12/28/86

Fewest First Downs, Rushing, Both Teams, Game

4..... Redskins (1) vs. Buccaneers (3).....	01/15/00
6..... Redskins (4) vs. Packers (2).....	12/13/36
7..... Four times.....	[Last: vs. Seahawks, 01/05/08]

PASSING FIRST DOWNS

Most First Downs, Passing, Game

18..... vs. 49ers.....	01/12/91
16..... vs. Seahawks.....	01/05/08
15..... vs. 49ers.....	01/09/93
15..... vs. Vikings.....	12/18/76

Fewest First Downs, Passing, Game

2..... vs. Bears.....	12/13/42
3..... vs. Packers.....	12/13/36
4..... Four times.....	[Last: vs. Buccaneers, 01/07/06]

Most First Downs, Passing, Both Teams, Game

34..... Redskins (18) vs. 49ers (16).....	01/12/91
30..... Redskins (12) vs. Bills (18).....	01/26/92
27..... Redskins (16) vs. Seahawks (11).....	01/05/08
27..... Redskins (15) vs. 49ers (12).....	01/09/93

Fewest First Downs, Passing, Both Teams, Game

7..... Redskins (2) vs. Bears (5).....	12/13/42
7..... Redskins (3) vs. Packers (4).....	12/13/36
8..... Redskins (4) vs. Rams (4).....	12/16/45

PENALTY FIRST DOWNS

Most First Downs, Penalty, Game

3..... Seven times.....	[Last: vs. Lions, 01/08/00]
-------------------------	-----------------------------

Most First Downs, Penalty, Both Teams, Game

5..... Redskins (2) vs. Bills (3).....	01/26/32
4..... Four times.....	[Last: vs. Lions, 01/08/00]

NET YARDS GAINED RUSHING & PASSING

Most Yards Gained, Game

602..... vs. Broncos.....	01/31/88
445..... vs. Rams.....	01/01/84
441..... vs. 49ers.....	01/12/91
441..... vs. Bears.....	12/12/37

Fewest Yards Gained, Game

120..... vs. Buccaneers.....	01/07/08
130..... vs. Packers.....	12/13/36
166..... vs. Bears.....	12/13/42

Most Yards Gained, Both Teams, Game

942..... Redskins (441) vs. Bears (501).....	12/12/37
870..... Redskins (415) vs. Vikings (455).....	01/15/83
822..... Redskins (602) vs. Broncos (220).....	01/31/88

Fewest Yards Gained, Both Teams, Game

358..... Redskins (167) vs. Buccaneers (191).....	01/15/00
362..... Redskins (214) vs. Rams (148).....	12/16/45
409..... Redskins (166) vs. Bears (243).....	12/13/42

RUSHING - ATTEMPTS

Most Attempts, Game

52..... vs. Dolphins.....	01/30/83
47..... vs. Vikings.....	01/02/93
46..... vs. Lions.....	01/08/00

Fewest Attempts, Game

14..... vs. Bears.....	12/08/40
16..... vs. Giants.....	01/11/87
18..... vs. Vikings.....	12/18/76
18..... vs. Packers.....	01/10/16

Most Attempts, Both Teams, Game

81..... Redskins (52) vs. Dolphins (29).....	01/30/83
78..... Redskins (39) vs. 49ers (39).....	12/26/71
78..... Redskins (34) vs. Rams (44).....	12/16/45

Fewest Attempts, Both Teams, Game

48..... Redskins (24) vs. 49ers (24).....	01/12/91
50..... Redskins (18) vs. Packers (32).....	01/10/16
50..... Redskins (29) vs. Seahawks (21).....	01/05/08
50..... Redskins (23) vs. Buccaneers (27).....	01/15/00

RUSHING - YARDS GAINED

Most Yards Gained, Game

280..... vs. Broncos.....	01/31/88
276..... vs. Dolphins.....	01/30/83
223..... vs. Lions.....	01/08/00

Fewest Yards Gained, Game

22..... vs. Bears.....	12/08/40
35..... vs. Rams.....	12/16/45
39..... vs. Packers.....	12/13/36

Most Yards Gained, Both Teams, Game

404..... Redskins (22) vs. Bears (382).....	12/08/40
377..... Redskins (280) vs. Broncos (97).....	01/31/88
372..... Redskins (276) vs. Dolphins (96).....	01/30/83

Fewest Yards Gained, Both Teams, Game

90..... Redskins (46) vs. Buccaneers (44).....	01/15/00
106..... Redskins (39) vs. Packers (67).....	12/13/36
126..... Redskins (80) vs. 49ers (46).....	01/12/91

RUSHING - AVERAGE GAIN

Highest Average Gain, Game

7.0..... vs. Broncos.....	01/31/88
5.3..... vs. Dolphins.....	01/30/83
4.9..... vs. Vikings.....	01/15/83

Lowest Average Gain, Game

1.0..... vs. Rams.....	12/16/45
1.2..... vs. Packers.....	12/13/36

RUSHING - TOUCHDOWNS

Most Touchdowns, Game

3..... vs. Falcons.....	01/04/92
3..... vs. Rams.....	01/01/84
3..... vs. Giants.....	12/19/43

Most Touchdowns, Both Teams, Game

7..... Redskins (0) vs. Bears (7).....	12/08/40
4..... Redskins (3) vs. Falcons (1).....	01/04/92
3..... Six times.....	[Last: vs. Packers, 01/10/16]

RECORD BOOK: POSTSEASON

PASSING - ATTEMPTS

Most Attempts, Game

51	vs. Bears	12/08/40
50	vs. Seahawks	01/05/08
50	vs. Giants	01/11/87

Fewest Attempts, Game

13	vs. Bears	12/13/42
14	vs. Packers	12/24/72
16	vs. Buccaneers	01/07/06

Most Attempts, Both Teams, Game

90	Redskins (33) vs. Bills (59)	01/26/92
82	Redskins (46) vs. Packers (36)	01/10/16
82	Redskins (50) vs. Seahawks (32)	01/05/08

Fewest Attempts, Both Teams, Game

33	Redskins (13) vs. Bears (20)	12/13/42
38	Redskins (14) vs. Packers (24)	12/24/72
39	Redskins (28) vs. Dolphins (11)	01/14/73
39	Redskins (18) vs. Cowboys (21)	12/31/72

PASSING - COMPLETIONS

Most Completions, Game

29	vs. Packers	01/10/16
29	vs. Seahawks	01/05/08
27	vs. 49ers	01/12/91

Fewest Completions, Game

5	vs. Bears	12/13/42
7	vs. Buccaneers	01/07/06
7	vs. Packers	12/24/72
7	vs. Packers	12/13/36

Most Completions, Both Teams, Game

50	Redskins (29) vs. Packers (21)	01/10/16
50	Redskins (27) vs. 49ers (23)	01/12/91
49	Redskins (29) vs. Seahawks (20)	01/05/08

Fewest Completions, Both Teams, Game

15	Redskins (5) vs. Bears (10)	12/13/42
16	Redskins (7) vs. Dolphins (9)	12/13/36
19	Redskins (15) vs. Packers (4)	01/30/83
19	Redskins (7) vs. Dolphins (12)	12/24/72

PASSING - COMPLETION PCT.

Highest Completion Percentage, Game [min. 20 att.]

80.0	vs. Rams (25-20)	01/01/84
77.3	vs. Giants (22-17)	12/19/43
73.9	vs. Vikings (23-17)	01/15/83

Lowest Completion Percentage, Game [min. 20 att.]

26.9	vs. Packers (26-7)	12/13/36
34.6	vs. Vikings (26-9)	01/17/88
39.2	vs. Bears (51-20)	12/08/40

PASSING - YARDS GAINED

Most Yards Gained, Game

371	vs. Bears	12/12/37
361	vs. 49ers	01/12/91
340	vs. Broncos	01/31/88

Fewest Yards Gained, Game

41	vs. Buccaneers	01/07/06
65	vs. Bears	12/13/42
90	vs. Rams	12/28/86

Most Yards Gained, Both Teams, Game

663	Redskins (361) vs. 49ers (302)	01/12/91
620	Redskins (340) vs. Broncos (280)	01/31/88
612	Redskins (265) vs. 49ers (347)	01/09/84

Fewest Yards Gained, Both Teams, Game

192	Redskins (104) vs. Dolphins (88)	01/14/73
195	Redskins (65) vs. Bears (130)	12/13/42
226	Redskins (90) vs. Rams (136)	12/28/86

PASSING - TIMES SACKED

Most Times Sacked, Game

7	vs. Bears	12/30/84
6	vs. Packers	01/10/16
6	vs. Raiders	01/22/84

Most Times Sacked, Both Teams, Game

12	Redskins (7) vs. Bears (5)	12/30/84
8	Redskins (0) vs. Vikings (8)	01/17/88
8	Redskins (6) vs. Raiders (2)	01/22/84

PASSING - TOUCHDOWNS

Most Touchdowns, Game

4	vs. Broncos	01/31/88
3	vs. Lions	01/08/83
3	vs. Bears	12/12/37

Most Touchdowns, Both Teams, Game

7	Redskins (2) vs. Bears (5)	12/26/43
5	Redskins (4) vs. Broncos (1)	01/31/88
5	Redskins (2) vs. Vikings (3)	12/18/76
5	Redskins (3) vs. Bears (2)	12/12/37

PASSING - HAD INTERCEPTED

Most Passes Had Intercepted, Game

8	vs. Bears	12/08/40
4	vs. Bears	12/26/43
3	Four times	[Last: vs. 49ers, 01/12/91]

PENALTIES

Most Penalties, Game

9	vs. Giants	12/19/43
8	vs. Bears	01/03/87
8	vs. Bears	12/08/40

Most Yards Penalized, Game

83	vs. Giants	12/19/43
82	vs. Bills	01/26/92
75	vs. Lions	01/08/00

RECORD BOOK: POSTSEASON

DEFENSIVE POSTSEASON RECORDS

TOTAL NET YARDS

Most Net Yards Allowed, Game

425	vs. 49ers	01/08/84
401	vs. 49ers	01/09/93
385	vs. Raiders	01/22/84

Fewest Net Yards Allowed

148	vs. Vikings	01/02/93
169	vs. Cowboys	12/31/72
176	vs. Dolphins	01/30/83

FIRST DOWNS

Most First Downs Allowed

25	vs. Bills	01/26/92
24	vs. Packers	01/10/16
22	vs. Seahawks	01/06/13
22	vs. 49ers	01/09/93

Fewest First Downs Allowed

7	vs. Packers	12/13/36
8	vs. Cowboys	12/31/72
8	vs. Giants	12/19/43

RUSHING

Most Yards Allowed Rushing

382	vs. Bears	12/08/40
231	vs. Raiders	01/22/84
224	vs. Seahawks	01/06/13

Fewest Yards Allowed Rushing

43	vs. Bills	01/26/92
43	vs. Falcons	01/04/92
44	vs. Buccaneers	01/15/00

PASSING

Most Opponent Passes Attempted

59	vs. Bills	01/26/92
48	vs. 49ers	01/08/84
46	vs. Lions	01/08/00

Fewest Opponent Passes Attempted

10	vs. Bears	12/08/40
11	vs. Dolphins	01/14/73
14	vs. Giants	01/11/87

Most Opponent Passes Completed

29	vs. Bills	01/26/92
27	vs. 49ers	01/08/84
25	vs. Buccaneers	01/07/06
25	vs. Lions	01/12/92

Fewest Opponent Passes Completed

4	vs. Dolphins	01/30/83
4	vs. Giants	12/19/43
6	vs. Vikings	01/02/93

Most Opponent Net Yards Passing

347	vs. 49ers	01/08/84
292	vs. 49ers	01/12/91
286	vs. Bears	12/26/43

Fewest Opponent Net Passing Yards

57	vs. Giants	12/19/43
69	vs. Dolphins	01/14/73
73	vs. Cowboys	12/31/72

SCORING

Most Opponent Points Scored

73	vs. Bears	12/08/40
41	vs. Bears	12/26/43
38	vs. Raiders	01/22/84

Fewest Opponent Points Scored

0	vs. Giants	12/19/43
3	vs. Cowboys	12/31/72
3	vs. Packers	12/24/72

Most Opponent Touchdowns Scored

11*	vs. Bears	12/08/40
6	vs. Bears	12/26/43
5	vs. Vikings	12/18/76
5	vs. Raiders	01/22/84

Most Opponent Field Goals Scored

2	Five times	[Last: vs. 49ers, 01/09/93]
---	------------	-----------------------------

SACKS

Most Sacks by Redskins, Game

7	vs. Bears	12/30/84
6	vs. Raiders	01/22/84
5	vs. 49ers	01/09/93

INTERCEPTIONS

Most Passes Intercepted by Redskins, Game

4	vs. Bills	01/26/92
4	vs. Falcons	01/04/92
3	vs. Bears	12/12/37

PENALTIES

Most Opponent Penalties

12	vs. Lions	01/08/00
8	vs. Rams	12/28/86
8	at Bears	12/26/43
7	Five times	[Last: vs. Vikings, 01/02/93]

Fewest Opponent Penalties

1	at Bears	12/12/37
2	vs. Seahawks	01/14/06
2	vs. Buccaneers	01/15/00
2	vs. Vikings	01/17/88
2	vs. Vikings	12/22/73

RECORD BOOK: POSTSEASON

INDIVIDUAL POSTSEASON RECORDS

SERVICE

Most Games, Career

21.....	Joe Jacoby.....	1982-89
19.....	Don Warren.....	1982-91
18.....	Darrell Green.....	1983-99
18.....	Jeff Bostic.....	1982-91

Most Games, Head Coach

24.....	Joe Gibbs.....	1981-92, 2004-07
---------	----------------	------------------

Most Championships Won, Head Coach

3.....	Joe Gibbs.....	1981-92, 2004-07
--------	----------------	------------------

Most Games Won, Head Coach

17.....	Joe Gibbs.....	1981-92, 2004-07
---------	----------------	------------------

Most Games Lost, Head Coach

7.....	Joe Gibbs.....	1981-92, 2004-07
--------	----------------	------------------

POINTS

Most Points, Career

72.....	John Riggins.....	1976-84
63.....	Mark Moseley.....	1976-84
55.....	Chip Lohmiller.....	1990-92

Most Points, Game

18.....	John Riggins vs. Rams.....	01/01/84
18.....	Alvin Garrett vs. Lions.....	01/08/83
18.....	Andy Farkas vs. Giants.....	12/19/43

Most Points, Single Postseason

36.....	Gerald Riggs.....	1991
36.....	John Riggins.....	1983

Most Points, No Touchdowns, Single Postseason

30.....	Chip Lohmiller.....	1991
---------	---------------------	------

TOUCHDOWNS

Most Touchdowns, Career

12.....	John Riggins.....	1976-84
8.....	Art Monk.....	1983-92
7.....	Gary Clark.....	1986-92
7.....	Gerald Riggs.....	1990-91
7.....	Andy Farkas.....	1940-43

Most Touchdowns, Game

3.....	John Riggins vs. Rams.....	01/01/84
3.....	Alvin Garrett vs. Lions.....	01/08/83
3.....	Andy Farkas vs. Giants.....	12/19/43

Consecutive Games Scoring Touchdowns

7.....	John Riggins.....	1982-84
--------	-------------------	---------

POINTS AFTER TOUCHDOWNS

Most [Kicking] PATs, Career

27.....	Mark Moseley.....	1976-84
19.....	Chip Lohmiller.....	1990-92
11.....	Ali Haji-Sheikh.....	1987

Most [Kicking] PATs, Game

6.....	Ali Haji-Sheikh vs. Broncos.....	01/31/88
6.....	Mark Moseley vs. Rams.....	01/01/84
5.....	Chip Lohmiller vs. Lions.....	01/12/92

Most [Kicking] PATs, No Misses, Career

19.....	Chip Lohmiller.....	1990-92
---------	---------------------	---------

Most Two-Point Conversions, Career

None.....	None.....
-----------	-----------	-------

FIELD GOALS

Most Field Goals Attempted, Career

18.....	Chip Lohmiller.....	1990-92
---------	---------------------	---------

Most Field Goals Attempted, Game

5.....	Mark Moseley vs. 49ers.....	01/08/84
--------	-----------------------------	----------

Most Field Goals, Career

12.....	Chip Lohmiller.....	1990-92
12.....	Mark Moseley.....	1976-84

Most Field Goals, Game

4.....	Jess Atkinson vs. Rams.....	12/28/86
4.....	Curt Knight vs. Cowboys.....	12/31/72

Longest Field Goal

52.....	Curt Knight vs. Vikings.....	12/22/73
48.....	Brett Conway vs. Buccaneers.....	01/15/00
47.....	John Hall vs. Buccaneers.....	01/07/06
47.....	Mark Moseley vs. Vikings.....	12/18/76

Highest Field Goal Percentage, Career (min. 10 FG)

73.3.....	Curt Knight (11-15).....	1971-73
-----------	--------------------------	---------

SAFETIES

Most Safeties, Game

1.....	Preston Smith vs. Packers.....	2016
--------	--------------------------------	------

RUSHING - ATTEMPTS

Most Attempts, Career

251.....	John Riggins.....	1976-84
151.....	Larry Brown.....	1971-76
104.....	Earnest Byner.....	1990-92

Most Attempts, Game

38.....	John Riggins vs. Dolphins.....	01/30/83
37.....	John Riggins vs. Vikings.....	01/15/83
36.....	John Riggins vs. 49ers.....	01/08/84
36.....	John Riggins vs. Cowboys.....	01/22/83

RUSHING - YARDS GAINED

Most Yards Gained, Career

996.....	John Riggins.....	1976-84
499.....	Larry Brown.....	1971-76
359.....	Earnest Byner.....	1990-92

Most Yards Gained, Game

204.....	Timmy Smith vs. Broncos.....	01/31/88
185.....	John Riggins vs. Vikings.....	01/15/83
168.....	John Riggins vs. Dolphins.....	01/30/83

Most Games, 100 or More Yards Rushing, Career

6.....	John Riggins.....	1976-84
--------	-------------------	---------

Most Consecutive Games, 100 or More Yards Rushing

6.....	John Riggins.....	1982-83
--------	-------------------	---------

Longest Run From Scrimmage

58.....	Stephen Davis vs. Lions.....	01/08/00
58t.....	Timmy Smith vs. Broncos.....	01/31/88
44.....	Alvin Garrett vs. Dolphins.....	01/30/83

RECORD BOOK: POSTSEASON

RUSHING - AVERAGE GAIN

Highest Average Gain, Career (min. 100 att.)		
4.0	John Riggins	1976-84
3.5	Earnest Byner	1990-92
3.3	Larry Brown	1971-76
Highest Average Gain, Game (min. 10 att.)		
9.3	Timmy Smith vs. Broncos	01/31/88
7.9	Stephen Davis vs. Lions	01/08/00
6.8	Brian Mitchell vs. Vikings	01/02/93

RUSHING - TOUCHDOWNS

Most Touchdowns, Career		
12	John Riggins	1976-84
6	Gerald Riggs	1990-91
5	Andy Farkas	1940-43
Most Touchdowns, Game		
3	John Riggins vs. Rams	01/01/84
3	Andy Farkas vs. Giants	12/19/43
Most Consecutive Games Rushing for Touchdowns		
7	John Riggins	1982-83

PASSING - PASSER RATING

Highest Passer Rating, Career (min. 150 att.)		
91.4	Joe Theismann	1974-85
74.5	Mark Rypien	1990-92
68.6	Billy Kilmer	1971-76

PASSING - ATTEMPTS

Most Passes Attempted, Career		
222	Mark Rypien	1990-92
211	Joe Theismann	1974-84
178	Billy Kilmer	1971-76
Most Passes Attempted, Game		
50	Todd Collins vs. Seahawks	01/05/08
50	Jay Schroeder vs. Giants	01/11/87
49	Billy Kilmer vs. Vikings	12/18/76

PASSING - COMPLETIONS

Most Passes Completed, Career		
128	Joe Theismann	1974-84
121	Mark Rypien	1990-92
92	Billy Kilmer	1971-76
Most Passes Completed, Game		
29	Kirk Cousins vs. Packers	01/10/16
29	Todd Collins vs. Seahawks	01/05/08
27	Mark Rypien vs. 49ers	01/12/91

PASSING - COMPLETION PCT.

Highest Completion Percentage, Career (min. 150 att.)		
60.7	Joe Theismann	1974-84
54.5	Mark Rypien	1990-92
51.7	Billy Kilmer	1971-76
Highest Completion Percentage, Game (min. 15 comp.)		
78.3	Joe Theismann vs. Rams	01/01/84
76.2	Sammy Baugh vs. Giants	12/19/43
73.9	Joe Theismann vs. Vikings	01/15/83

PASSING - YARDS GAINED

Most Yards Gained, Career		
1,782	Joe Theismann	1974-84
1,699	Mark Rypien	1990-92
1,060	Billy Kilmer	1971-76
Most Yards Gained, Game		
361	Mark Rypien vs. 49ers	01/12/91
340	Doug Williams vs. Broncos	01/31/88
335	Sammy Baugh vs. Bears	12/12/37
Most Games, 300 or More Yards Passing, Career		
1	Kirk Cousins	2016
1	Mark Rypien	1990-92
1	Doug Williams	1987
1	Joe Theismann	1974-84
1	Sammy Baugh	1937-45
Longest Pass Completion		
80t	Doug Williams vs. Broncos	01/31/88
60	Joe Theismann vs. Raiders	01/22/84
52	Mark Brunell vs. Seahawks	01/14/06

PASSING - AVERAGE GAIN

Highest Average Gain, Career (150 att.)		
8.45	Joe Theismann	1974-84
7.65	Mark Rypien	1990-92
5.96	Billy Kilmer	1971-76
Highest Average Gain, Game (20 att.)		
13.13	Joe Theismann vs. Rams	01/01/84
11.72	Doug Williams vs. Broncos	01/31/88
10.15	Sammy Baugh vs. Bears	12/12/37

PASSING - TOUCHDOWNS

Most Touchdown Passes, Career		
11	Joe Theismann	1974-84
8	Mark Rypien	1990-92
8	Billy Kilmer	1971-76
Most Touchdown Passes, Game		
4	Doug Williams vs. Broncos	01/31/88
3	Joe Theismann vs. Lions	01/08/83
3	Sammy Baugh vs. Bears	12/12/37

PASSING - HAD INTERCEPTED

Lowest Percentage, Passes Had Intercepted, Career (min. 150 att.)		
3.3	Joe Theismann	1974-84
3.9	Billy Kilmer	1971-76
4.1	Mark Rypien	1990-92
Most Attempts Without Interception, Game		
46	Kirk Cousins vs. Packers	01/10/16
37	Mark Brunell vs. Seahawks	01/14/06
26	Doug Williams vs. Vikings	01/07/88
Most Passes Had Intercepted, Career		
9	Mark Rypien	1990-92
Most Passes Had Intercepted, Game		
5	Frankie Filchcock vs. Bears	12/08/40

RECORD BOOK: POSTSEASON

RECEPTIONS

Most Pass Receptions, Career

69	Art Monk	1983-92
56	Gary Clark	1986-92
31	Ricky Sanders	1986-92
31	Charlie Brown	1982-83

Most Pass Receptions, Game

10	Antwaan Randle El vs. Seahawks	01/05/08
10	Art Monk vs. 49ers	01/12/91
10	Art Monk vs. Bears	12/30/84

RECEIVING - YARDS GAINED

Most Yards Gained, Career

1,062	Art Monk	1983-92
785	Gary Clark	1986-92
643	Charlie Brown	1982-83

Most Yards Gained, Game

193	Ricky Sanders vs. Broncos	01/31/88
171	Charlie Brown vs. Rams	01/01/84
163	Art Monk vs. 49ers	01/12/91

Most Games, 100 or More Yards Pass Receiving, Career

4	Art Monk	1983-92
2	Gary Clark	1986-92
2	Charlie Brown	1982-83

Longest Pass Reception

80t	Ricky Sanders vs. Broncos	01/31/88
60	Charlie Brown vs. Rams	01/22/84
52	Chris Cooley vs. Seahawks	01/14/06

RECEIVING - AVERAGE GAIN

Highest Average Gain, Career (min. 20 rec.)

20.7	Charlie Brown	1982-83
16.7	Ricky Sanders	1986-92
15.4	Art Monk	1983-92

Highest Average Gain, Game (min. 3 rec.)

31.7	Steve Bagarus vs. Rams	12/16/45
31.0	Charlie Brown vs. Raiders	01/22/84
28.5	Charlie Brown vs. Rams	01/01/84

RECEIVING - TOUCHDOWNS

Most Touchdowns, Career

7	Art Monk	1983-92
6	Gary Clark	1986-92
5	Alvin Garrett	1982-83

Most Touchdowns, Game

3*	Alvin Garrett vs. Lions	01/08/83
----	-------------------------	----------

INTERCEPTIONS BY

Most Interceptions By, Career

6	Darrell Green	1983-99
4	Barry Wilburn	1986-87

Most Interceptions By, Game

2	Six players	Last: LaRon Landry vs. Seahawks, 01/05/08
---	-------------	---

INTERCEPTIONS - YARDS GAINED

Most Yards Gained, Career

133	Darrell Green	1983-99
77	Jeris White	1982
67	Kurt Gouveia	1987-99

Most Yards Gained, Game

77	Jeris White vs. Lions	01/08/83
72	Darrell Green vs. Rams	01/01/84
56	Brad Edwards vs. Bills	01/26/92

INTERCEPTIONS - TOUCHDOWNS

Most Touchdowns, Career

2	Darrell Green	1983-99
1	Darryl Grant	1982-90
1	Jeris White	1982

Most Touchdowns, Game

1	Four times	(Last: Darrell Green vs. Lions, 01/12/92)
---	------------	---

PUNTING

Most Punts, Career

37	Steve Cox	1986-87
35	Jeff Hayes	1982-84
35	Mike Bragg	1971-76

Most Punts, Game

10	Riley Smith vs. Packers	12/13/36
9	Kelly Goodburn vs. Eagles	01/05/91
9	Steve Cox vs. Giants	01/11/87

Longest Punt

66	Mike Bragg vs. 49ers	12/26/71
61	Roy Zimmerman vs. Bears	12/08/40
60	Tress Way vs. Packers	01/10/16

PUNTING - AVERAGE YARDAGE

Highest Average, Punting, Career (min. 25 punts)

39.5	Mike Bragg	1971-76
38.9	Steve Cox	1986-87
36.9	Kelly Goodburn	1990-92

Highest Average, Punting, Game (min. 4 punts)

52.5	Sammy Baugh vs. Bears	12/13/42
50.6	Tress Way vs. Packers	01/10/16
48.3	Sav Rocca vs. Seahawks	01/06/13
46.5	Mike Bragg vs. Packers	12/24/72

PUNT RETURNS

Most Punt Returns, Career

18	Brian Mitchell	1990-99
15	Mike Nelms	1982-84
11	Eric Yarber	1986-87

Most Punt Returns, Game

6	Mike Nelms vs. Dolphins	01/30/83
6	Eddie Brown vs. Vikings	12/18/76
5	Brian Mitchell vs. Buccaneers	01/15/00

PUNT RETURNS, YARDS GAINED

Most Yards Gained, Career

204	Brian Mitchell	1990-99
164	Mike Nelms	1982-84
102	Darrell Green	1983-99

RECORD BOOK: POSTSEASON

Most Yards Gained, Game

70.....	Brian Mitchell vs. Vikings.....	01/02/93
60.....	Mike Nelms vs. Lions.....	01/08/83
56.....	Nick Giaquinto vs. Rams.....	01/01/84

Longest Punt Return

54.....	Brian Mitchell vs. Vikings.....	01/02/93
52t.....	Darrell Green vs. Bears.....	01/10/88
48.....	Nick Giaquinto vs. Rams.....	01/01/84

PUNT RETURNS - AVERAGE YARDAGE

Highest Average, Career (min. 10 returns)

11.3.....	Brian Mitchell.....	1990-99
10.3.....	Mike Nelms.....	1982-84

Highest Average, Game

23.3.....	Brian Mitchell vs. Vikings.....	01/02/93
20.0.....	Mike Nelms vs. Lions.....	01/08/83
18.7.....	Nick Giaquinto vs. Rams.....	01/01/84

PUNT RETURNS - TOUCHDOWNS

Most Touchdowns, Career

1.....	Darrell Green.....	1983-99
--------	--------------------	---------

Most Touchdowns, Game

1*	Darrell Green vs. Bears.....	01/10/88
----	------------------------------	----------

KICKOFF RETURNS

Most Kickoff Returns, Career

14.....	Brian Mitchell.....	1990-99
13.....	Mike Nelms.....	1982-84
9.....	Alvin Garrett.....	1982-83

Most Kickoff Returns, Game

8.....	Rock Cartwright vs. Seahawks.....	01/05/08
6.....	Eddie Brown vs. Vikings.....	12/18/76
5.....	Rashad Ross vs. Packers.....	01/10/16
5.....	Alvin Garrett vs. Raiders.....	01/22/84

KICK RETURNS - YARDS GAINED

Most Yards Gained, Career

353.....	Brian Mitchell.....	1990-99
308.....	Mike Nelms.....	1982-84
178.....	Alvin Garrett.....	1982-83

Most Yards Gained, Game

176.....	Rock Cartwright vs. Seahawks.....	01/05/08
170.....	Speedy Duncan vs. 49ers.....	12/26/71
136.....	Eddie Brown vs. Vikings.....	12/18/76

Longest Return

100t.....	Brian Mitchell vs. Buccaneers.....	01/15/00
-----------	------------------------------------	----------

KICK RETURNS - AVERAGE GAIN

Highest Average, Career (min. 10 returns)

25.2.....	Brian Mitchell.....	1990-99
23.7.....	Mike Nelms.....	1982-84

Highest Average, Game (min. 3 returns)

56.7*	Speedy Duncan vs. 49ers.....	12/26/71
32.0.....	Mike Nelms vs. Dallas.....	01/22/83
29.3.....	Rock Cartwright vs. Seahawks.....	01/05/08

KICK RETURNS - TOUCHDOWNS

Most Touchdowns, Career

1.....	Brian Mitchell.....	1990-99
--------	---------------------	---------

Most Touchdowns, Game

1*	Brian Mitchell vs. Buccaneers.....	01/15/00
----	------------------------------------	----------

FUMBLES

Most Fumbles, Career

3.....	Kirk Cousins.....	2016
2.....	Stephen Davis.....	1999
2.....	Brian Mitchell.....	1990-99

Most Fumbles, Game

3.....	Kirk Cousins vs. Packers.....	01/10/16
--------	-------------------------------	----------

FUMBLES - YARDS GAINED

Longest Fumble Return

49.....	Mike Bass vs. Dolphins.....	01/14/83
---------	-----------------------------	----------

FUMBLES - RETURN TOUCHDOWNS

Most Touchdowns, Career

3.....	Brad Dusek.....	1974-81
3.....	Chris Hanburger.....	1965-78

SACKS

Most Sacks, Career

10.0.....	Charles Mann.....	1983-92
8.0.....	Dexter Manley.....	1982-87
7.0.....	Fred Stokes.....	1991-92

Most Sacks, Game

3.5.....	Rich Milot vs. Bears.....	12/30/84
3.0.....	Fred Stokes vs. Vikings.....	01/02/93
3.0.....	Wilber Marshall vs. Lions.....	01/12/92
3.0.....	Charles Mann vs. Bears.....	01/10/88

SERIES HISTORIES

Contained below are all games contested between the Washington Redskins and the NFL's 31 other active franchises. Games featuring combined teams are not included.

Years listed represent the accompanying NFL season. Postseason games indicated with an asterisk.

ARIZONA



Redskins lead overall series, 76-46-2
Cumulative score: Redskins 2,754, Cardinals 2,306

YEAR	DATE	GAME	RESULT
1932	10/16/1932	vs. Chicago	9-0 L
1932	11/27/1932	at Chicago	8-6 W
1933	10/22/1933	vs. Chicago	10-0 W
1933	12/3/1933	at Chicago	0-0
1934	10/28/1934	vs. Chicago	9-0 W
1935	11/24/1935	vs. Chicago	6-0 L
1936	11/1/1936	vs. Chicago	13-10 W
1937	9/24/1937	vs. Chicago	21-14 L
1939	11/19/1939	vs. Chicago	28-7 W
1940	10/13/1940	vs. Chicago	28-21 W
1942	11/8/1942	vs. Chicago	28-0 W
1943	10/24/1943	vs. Chicago	13-7 W
1945	11/4/1945	vs. Chicago	24-21 W
1947	11/23/1947	vs. Chicago	45-21 W
1948	9/26/1948	at Chicago	38-7 L
1950	10/22/1950	at Chicago	38-28 L
1951	10/21/1951	vs. Chicago	7-3 W
1951	12/9/1951	at Chicago	20-17 W
1952	9/29/1952	at Chicago	23-7 W
1952	10/12/1952	vs. Chicago	17-6 L
1953	9/27/1953	at Chicago	24-13 W
1953	11/8/1953	vs. Chicago	28-17 W
1954	11/21/1954	at Chicago	38-16 L
1954	12/12/1954	vs. Chicago	37-20 W
1955	10/9/1955	vs. Chicago	24-10 L
1955	11/20/1955	at Chicago	31-0 W
1956	10/14/1956	vs. Chicago	31-3 L
1956	10/28/1956	at Chicago	17-14 W
1957	10/6/1957	at Chicago	37-14 W
1957	10/20/1957	vs. Chicago	44-14 L
1958	10/4/1958	at Chicago	37-10 L
1958	11/9/1958	vs. Chicago	45-31 W
1959	9/27/1959	at Chicago	49-21 L
1959	10/11/1959	vs. Chicago	23-14 W
1960	11/6/1960	at St. Louis	44-7 L
1960	11/20/1960	vs. St. Louis	26-14 L
1961	10/22/1961	vs. St. Louis	24-0 L
1961	12/3/1961	at St. Louis	38-24 L
1962	9/30/1962	vs. St. Louis	24-14 W
1962	10/14/1962	at St. Louis	17-17
1963	10/27/1963	vs. St. Louis	21-7 L
1963	11/10/1963	at St. Louis	24-20 L
1964	10/4/1964	vs. St. Louis	23-17 L
1964	10/18/1964	at St. Louis	38-24 L
1965	10/10/1965	vs. St. Louis	37-16 L
1965	10/24/1965	at St. Louis	24-20 W
1966	9/18/1966	at St. Louis	23-7 L
1966	10/23/1966	vs. St. Louis	26-20 W
1967	11/5/1967	vs. St. Louis	27-21 L
1968	10/20/1968	at St. Louis	41-14 L
1969	10/12/1969	vs. St. Louis	33-17 W
1970	9/27/1970	at St. Louis	27-17 L
1970	12/20/1970	vs. St. Louis	28-27 W
1971	9/19/1971	at St. Louis	24-17 W
1971	10/17/1971	vs. St. Louis	20-0 W
1972	9/24/1972	vs. St. Louis	24-10 W
1972	10/15/1972	at St. Louis	33-3 W
1973	9/23/1973	at St. Louis	34-27 L
1973	10/21/1973	vs. St. Louis	31-13 W
1974	9/22/1974	vs. St. Louis	17-10 L
1974	10/27/1974	at St. Louis	23-20 L
1975	10/13/1975	vs. St. Louis	27-17 W
1975	11/16/1975	at St. Louis	20-17 (OT) L
1976	10/25/1976	vs. St. Louis	20-10 W
1976	11/21/1976	at St. Louis	16-10 W
1977	10/2/1977	vs. St. Louis	24-14 W
1977	12/10/1977	at St. Louis	26-20 W
1978	9/17/1978	at St. Louis	28-10 W
1978	11/19/1978	vs. St. Louis	27-17 L

1979	9/23/1979	at St. Louis	17-7 W
1979	11/11/1979	vs. St. Louis	30-28 W
1980	10/19/1980	vs. St. Louis	23-0 W
1980	12/21/1980	at St. Louis	31-7 W
1981	9/20/1981	at St. Louis	40-30 L
1981	11/1/1981	vs. St. Louis	42-21 W
1982	12/12/1982	at St. Louis	12-7 W
1982	1/2/1983	vs. St. Louis	28-0 W
1983	10/9/1983	at St. Louis	38-14 W
1983	11/6/1983	vs. St. Louis	45-7 W
1984	10/21/1984	at St. Louis	26-24 L
1984	12/16/1984	vs. St. Louis	29-27 W
1985	10/7/1985	vs. St. Louis	27-10 W
1985	12/21/1985	at St. Louis	27-16 W
1986	10/19/1986	vs. St. Louis	28-21 W
1986	11/30/1986	at St. Louis	20-17 W
1987	10/4/1987	vs. St. Louis	28-21 W
1987	12/6/1987	at St. Louis	34-17 W
1988	9/25/1988	at Phoenix	30-21 L
1988	10/16/1988	vs. Phoenix	33-17 W
1989	10/8/1989	vs. Phoenix	30-28 W
1989	12/3/1989	at Phoenix	29-10 W
1990	9/9/1990	vs. Phoenix	31-0 W
1990	9/30/1990	at Phoenix	38-10 W
1991	9/15/1991	vs. Phoenix	34-0 W
1991	12/8/1991	at Phoenix	20-14 W
1992	10/4/1992	at Phoenix	27-24 L
1992	11/29/1992	vs. Phoenix	41-3 W
1993	9/12/1993	vs. Phoenix	17-10 L
1993	10/17/1993	at Phoenix	36-6 L
1994	10/16/1994	vs. Arizona	19-16 (OT) L
1994	12/11/1994	at Arizona	17-15 L
1995	9/3/1995	vs. Arizona	27-7 W
1995	10/15/1995	at Arizona	24-20 L
1996	11/10/1996	vs. Arizona	37-34 (OT) L
1996	12/15/1996	at Arizona	27-26 L
1997	9/14/1997	vs. Arizona	19-13 (OT) W
1997	12/7/1997	at Arizona	38-28 W
1998	11/8/1998	at Arizona	29-27 L
1998	11/22/1998	vs. Arizona	45-42 L
1999	10/17/1999	at Arizona	24-10 W
1999	12/12/1999	vs. Arizona	28-3 W
2000	11/5/2000	at Arizona	16-15 L
2000	12/24/2000	vs. Arizona	20-3 W
2001	12/9/2001	at Arizona	20-10 W
2001	1/6/2002	vs. Arizona	20-17 W
2002	9/8/2002	vs. Arizona	31-23 W
2005	12/11/2005	at Arizona	17-13 W
2007	10/21/2007	vs. Arizona	21-19 W
2008	9/21/2008	vs. Arizona	24-17 W
2011	9/18/2011	vs. Arizona	22-21 W
2014	10/12/2014	at Arizona	30-20 L
2016	12/4/2016	at Arizona	31-23 L
2017	12/17/2017	vs. Arizona	20-15 W
2018	9/9/2018	at Arizona	24-6 W

ATLANTA



Redskins lead overall series, 15-10-1
Cumulative score: Redskins 636, Falcons 524

YEAR	DATE	GAME	RESULT
1966	10/9/1966	vs. Atlanta	33-20 W
1967	10/15/1967	at Atlanta	20-20
1969	11/23/1969	vs. Atlanta	27-20 W
1972	11/20/1972	vs. Atlanta	24-13 W
1975	12/7/1975	at Atlanta	30-27 W
1977	9/25/1977	vs. Atlanta	10-6 W
1978	12/10/1978	at Atlanta	20-17 L
1979	9/30/1979	at Atlanta	16-7 W
1980	11/30/1980	at Atlanta	10-6 L
1983	12/4/1983	vs. Atlanta	37-21 W
1984	11/5/1984	vs. Atlanta	27-14 W
1985	11/3/1985	at Atlanta	44-10 W
1987	9/20/1987	at Atlanta	21-20 L
1989	12/17/1989	at Atlanta	31-30 W
1991	11/10/1991	vs. Atlanta	56-17 W*
1991	1/4/1992	vs. Atlanta	24-7 W
1992	9/13/1992	vs. Atlanta	24-17 W
1993	12/19/1993	vs. Atlanta	30-17 W
1994	9/25/1994	vs. Atlanta	27-20 L
2003	9/14/2003	at Atlanta	33-31 W
2006	12/3/2006	vs. Atlanta	24-14 L
2009	11/8/2009	at Atlanta	31-17 L

2012	10/7/2012	vs. Atlanta	24-17 L
2013	12/15/2013	at Atlanta	27-26 L
2015	10/11/2015	at Atlanta	25-19 (OT) L
2018	11/4/2018	vs. Atlanta	38-14 L

BALTIMORE



Overall series is tied, 3-3
Cumulative score: Redskins 94, Ravens 102

YEAR	DATE	GAME	RESULT
1997	10/26/1997	vs. Baltimore	20-17 L
2000	10/15/2000	vs. Baltimore	10-3 W
2004	10/10/2004	vs. Baltimore	17-10 L
2008	12/7/2008	at Baltimore	24-10 L
2012	12/9/2012	vs. Baltimore	31-28 (OT) W
2016	10/9/2016	at Baltimore	16-10 W

BUFFALO



Redskins trail overall series, 6-8
Cumulative score: Redskins 273, Bills 289

YEAR	DATE	GAME	RESULT
1972	12/17/1972	vs. Buffalo	24-17 L
1977	12/4/1977	at Buffalo	10-0 W
1981	11/29/1981	at Buffalo	21-14 L
1984	11/25/1984	vs. Buffalo	41-14 W
1987	11/1/1987	at Buffalo	27-7 W
1990	12/30/1990	vs. Buffalo	29-14 W
1991	1/26/1992	vs. Buffalo	37-24 W*



1993	11/1/1993	at Buffalo	24-10 L
1996	11/3/1996	at Buffalo	38-13 L
1999	11/7/1999	vs. Buffalo	34-17 L
2003	10/19/2003	at Buffalo	24-7 L
2007	12/2/2007	vs. Buffalo	17-16 L
2011	10/30/2011	at Buffalo	23-0 L
2015	12/20/2015	vs. Buffalo	35-25 W

CAROLINA



Redskins lead overall series, 8-6
Cumulative score: Redskins 285, Panthers 313

YEAR	DATE	GAME	RESULT
1995	12/24/1995	vs. Carolina	20-17 W
1997	8/31/1997	at Carolina	24-10 W
1998	12/13/1998	at Carolina	28-25 W
1999	10/3/1999	vs. Carolina	38-36 W
2000	9/3/2000	vs. Carolina	20-17 W
2001	10/21/2001	vs. Carolina	17-14 (OT) W
2003	11/16/2003	at Carolina	20-17 L
2006	11/26/2006	vs. Carolina	17-13 W
2009	10/11/2009	at Carolina	20-17 L
2011	10/23/2011	at Carolina	33-20 L
2012	11/4/2012	vs. Carolina	21-13 L
2015	11/22/2015	at Carolina	44-16 L
2016	12/19/2016	vs. Carolina	26-15 L
2018	10/14/2018	vs. Carolina	23-17 W


SERIES HISTORIES

CHICAGO



Redskins lead overall series, 26-23-1
Cumulative score: Redskins 934, Bears 1,070

YEAR	DATE	GAME	RESULT
1932	10/30/1932	vs. Chicago	7-7
1933	10/1/1933	at Chicago	7-0 L
1933	11/5/1933	vs. Chicago	10-0 W
1934	11/11/1934	vs. Chicago	21-0 L
1935	11/10/1935	vs. Chicago	30-14 L
1936	11/15/1936	vs. Chicago	26-0 L
1937	12/12/1937	at Chicago	28-21 W*
1938	11/13/1938	at Chicago	31-7 L
1940	11/17/1940	vs. Chicago	7-3 W
1940	12/8/1940	vs. Chicago	73-0 L*
1941	11/16/1941	at Chicago	35-21 L
1942	12/13/1942	vs. Chicago	14-6 W*



1943	11/21/1943	vs. Chicago	21-7 W
1943	12/26/1943	at Chicago	41-21 L*
1945	11/18/1945	vs. Chicago	28-21 W
1946	11/17/1946	at Chicago	24-20 L
1947	10/26/1947	vs. Chicago	56-20 L
1948	11/28/1948	at Chicago	48-13 L
1949	11/20/1949	vs. Chicago	31-21 L
1951	11/4/1951	vs. Chicago	27-0 L
1953	11/15/1953	vs. Chicago	27-24 L
1957	12/1/1957	at Chicago	14-3 W
1964	10/25/1964	vs. Chicago	27-20 W
1968	9/15/1968	at Chicago	38-28 W
1971	11/14/1971	at Chicago	16-15 L
1974	12/15/1974	vs. Chicago	42-0 W
1976	10/3/1976	at Chicago	33-7 L
1978	12/16/1978	vs. Chicago	14-10 L
1980	11/9/1980	at Chicago	35-21 L
1981	10/11/1981	at Chicago	24-7 W
1984	12/30/1984	vs. Chicago	23-19 L*
1985	9/29/1985	at Chicago	45-10 L
1986	1/3/1987	at Chicago	27-13 W*
1987	1/10/1988	at Chicago	21-17 W*
1988	11/13/1988	vs. Chicago	34-14 L
1989	11/26/1989	vs. Chicago	38-14 W
1990	12/9/1990	vs. Chicago	10-9 W
1991	10/6/1991	at Chicago	20-7 W
1996	9/8/1996	vs. Chicago	10-3 W
1997	11/2/1997	at Chicago	31-8 W
1999	10/31/1999	vs. Chicago	48-22 W
2001	12/23/2001	vs. Chicago	20-15 L
2003	12/21/2003	at Chicago	27-24 L
2004	10/17/2004	at Chicago	13-10 W
2005	9/11/2005	vs. Chicago	9-7 W
2007	12/6/2007	vs. Chicago	24-16 W
2010	10/24/2010	at Chicago	17-14 W
2013	10/20/2013	vs. Chicago	45-41 W
2015	12/13/2015	at Chicago	24-21 W
2016	12/24/2016	at Chicago	41-21 W

CINCINNATI



Redskins trail overall series, 4-5-1
Cumulative score: Redskins 224, Bengals 215

YEAR	DATE	GAME	RESULT
1970	10/25/1970	vs. Cincinnati	20-0 W
1974	10/6/1974	at Cincinnati	28-17 L
1979	12/9/1979	vs. Cincinnati	28-14 W
1985	12/15/1985	vs. Cincinnati	27-24 W
1988	12/17/1988	at Cincinnati	20-17 (OT) L
1991	9/22/1991	at Cincinnati	34-27 W
2004	11/14/2004	vs. Cincinnati	17-10 L
2008	12/14/2008	at Cincinnati	20-13 L
2012	9/23/2012	vs. Cincinnati	38-31 L
2016	10/30/2016	at Cincinnati	27-27

CLEVELAND



Redskins trail overall series, 12-33-1
Cumulative score: Redskins 763, Browns 1,142

YEAR	DATE	GAME	RESULT
1950	11/19/1950	at Cleveland	20-14 L
1950	12/10/1950	vs. Cleveland	45-21 L
1951	10/14/1951	at Cleveland	45-0 L
1952	10/26/1952	at Cleveland	19-15 L
1952	11/30/1952	vs. Cleveland	48-24 L
1953	10/18/1953	vs. Cleveland	30-14 L
1953	11/1/1953	at Cleveland	27-3 L
1954	11/7/1954	at Cleveland	62-3 L
1954	12/5/1954	vs. Cleveland	34-14 L
1955	9/25/1955	at Cleveland	27-17 W
1955	10/16/1955	vs. Cleveland	24-14 L
1956	10/21/1956	vs. Cleveland	20-9 W
1956	11/25/1956	at Cleveland	20-17 W
1957	11/3/1957	at Cleveland	21-17 L
1957	11/17/1957	vs. Cleveland	30-30
1958	11/16/1958	vs. Cleveland	20-10 L
1958	11/30/1958	at Cleveland	21-14 L
1959	10/25/1959	at Cleveland	34-7 L
1959	11/15/1959	vs. Cleveland	31-17 L
1960	10/30/1960	vs. Cleveland	31-10 L
1960	12/4/1960	at Cleveland	27-16 L
1961	10/8/1961	at Cleveland	31-7 L
1961	11/12/1961	vs. Cleveland	17-6 L
1962	9/23/1962	at Cleveland	17-16 W
1962	11/11/1962	vs. Cleveland	17-9 W
1963	9/15/1963	at Cleveland	37-14 L
1963	12/15/1963	vs. Cleveland	27-20 L
1964	9/13/1964	vs. Cleveland	27-13 L
1964	11/8/1964	at Cleveland	34-24 L
1965	9/19/1965	vs. Cleveland	17-7 L
1965	12/5/1965	at Cleveland	24-16 L
1966	9/11/1966	vs. Cleveland	38-14 L
1966	11/20/1966	at Cleveland	14-3 L
1967	11/26/1967	at Cleveland	42-37 L
1968	12/8/1968	vs. Cleveland	24-21 L
1969	9/28/1969	at Cleveland	27-23 L
1971	12/19/1971	vs. Cleveland	20-13 L
1975	10/26/1975	at Cleveland	23-7 W
1979	10/14/1979	at Cleveland	13-9 W
1985	10/27/1985	at Cleveland	14-7 W
1988	11/27/1988	vs. Cleveland	17-13 L
1991	10/13/1991	vs. Cleveland	42-17 W
2004	10/3/2004	at Cleveland	17-13 L
2008	10/19/2008	vs. Cleveland	14-11 W
2012	12/16/2012	at Cleveland	38-21 W
2016	10/2/2016	vs. Cleveland	31-20 W

DALLAS



Redskins trail overall series, 45-71-2
Cumulative score: Redskins 2,293, Cowboys 2,729

YEAR	DATE	GAME	RESULT
1960	10/9/1960	vs. Dallas	26-14 W
1961	11/19/1961	at Dallas	28-28
1961	12/17/1961	vs. Dallas	34-24 W
1962	9/16/1962	at Dallas	35-35
1962	11/4/1962	vs. Dallas	38-10 L
1963	9/29/1963	vs. Dallas	21-17 W
1963	11/3/1963	at Dallas	35-20 L
1964	9/20/1964	at Dallas	24-18 L
1964	11/22/1964	vs. Dallas	28-16 W
1965	9/28/1965	at Dallas	27-7 L
1965	11/28/1965	vs. Dallas	34-31 W
1966	11/13/1966	vs. Dallas	31-30 L
1966	12/11/1966	at Dallas	34-31 W
1967	10/8/1967	vs. Dallas	17-14 L
1967	11/19/1967	at Dallas	27-20 W
1968	11/17/1968	vs. Dallas	44-24 L
1968	11/28/1968	at Dallas	29-20 L
1969	11/16/1969	vs. Dallas	41-28 L
1969	12/21/1969	at Dallas	20-10 L
1970	11/22/1970	vs. Dallas	45-21 L
1970	12/6/1970	at Dallas	34-0 L
1971	10/3/1971	at Dallas	20-16 W
1971	11/21/1971	vs. Dallas	13-0 L
1972	10/22/1972	vs. Dallas	24-20 W
1972	12/9/1972	at Dallas	34-24 L
1972	12/31/1972	vs. Dallas	26-3 W*
1973	10/6/1973	vs. Dallas	14-7 W
1973	12/9/1973	at Dallas	27-7 L
1974	11/17/1974	vs. Dallas	28-21 W
1974	11/28/1974	at Dallas	24-23 L
1975	11/2/1975	vs. Dallas	30-24 (OT) W
1975	12/13/1975	at Dallas	31-10 L
1976	10/31/1976	vs. Dallas	20-7 L
1976	12/12/1976	at Dallas	27-14 W
1977	10/16/1977	at Dallas	34-16 L
1977	11/27/1977	vs. Dallas	14-7 L
1978	10/2/1978	vs. Dallas	9-5 W
1978	11/23/1978	at Dallas	37-10 L
1979	11/18/1979	vs. Dallas	34-20 W
1979	12/16/1979	at Dallas	35-34 L
1980	9/8/1980	vs. Dallas	17-3 L
1980	11/23/1980	at Dallas	14-10 L
1981	9/8/1981	vs. Dallas	26-10 L
1981	11/22/1981	at Dallas	24-10 L
1982	12/5/1982	vs. Dallas	24-10 L
1982	1/22/1983	vs. Dallas	31-17 W*
1983	9/5/1983	vs. Dallas	31-30 L
1983	12/11/1983	at Dallas	31-10 W
1984	10/14/1984	vs. Dallas	34-14 W
1984	12/9/1984	at Dallas	30-28 W
1985	9/9/1985	at Dallas	44-14 L
1985	11/10/1985	vs. Dallas	13-7 L
1986	10/12/1986	at Dallas	30-6 L
1986	11/23/1986	vs. Dallas	41-14 W
1987	10/19/1987	at Dallas	13-7 W
1987	12/13/1987	vs. Dallas	24-20 W
1988	10/9/1988	at Dallas	35-17 W
1988	12/11/1988	vs. Dallas	24-17 L
1989	9/24/1989	at Dallas	30-7 W
1989	11/5/1989	vs. Dallas	13-3 L
1990	9/23/1990	vs. Dallas	19-15 W
1990	11/22/1990	at Dallas	27-17 L
1991	9/9/1991	at Dallas	33-31 L
1991	11/24/1991	vs. Dallas	24-21 L
1992	9/7/1992	at Dallas	23-10 L
1992	12/13/1992	vs. Dallas	20-17 W
1993	9/6/1993	vs. Dallas	35-16 W
1993	12/26/1993	at Dallas	38-3 L
1994	10/2/1994	vs. Dallas	34-7 L
1994	11/20/1994	at Dallas	31-7 L
1995	10/1/1995	vs. Dallas	27-23 W
1995	12/3/1995	at Dallas	24-17 W
1996	11/28/1996	at Dallas	21-10 L
1996	12/22/1996	vs. Dallas	37-10 W
1997	10/13/1997	vs. Dallas	21-16 W
1997	11/16/1997	at Dallas	17-14 L
1998	10/4/1998	vs. Dallas	31-10 L

SERIES HISTORIES

1998	12/27/1998	at Dallas	23-7 L
1999	9/12/1999	vs. Dallas	41-35 (OT) L
1999	10/24/1999	at Dallas	36-20 L
2000	9/16/2000	vs. Dallas	27-21 L
2000	12/10/2000	at Dallas	32-13 L
2001	10/15/2001	at Dallas	9-7 L
2001	12/2/2001	vs. Dallas	20-14 L
2002	11/28/2002	at Dallas	27-20 L
2002	12/29/2002	vs. Dallas	20-14 W
2003	11/2/2003	at Dallas	21-14 L
2003	12/14/2003	vs. Dallas	27-0 L
2004	9/27/2004	vs. Dallas	21-18 L
2004	12/26/2004	at Dallas	13-10 L
2005	9/19/2005	at Dallas	14-13 W
2005	12/18/2005	vs. Dallas	35-7 W
2006	9/17/2006	at Dallas	27-10 L
2006	11/5/2006	vs. Dallas	22-19 W
2007	11/18/2007	at Dallas	28-23 L
2007	12/30/2007	vs. Dallas	27-6 W
2008	9/28/2008	at Dallas	26-24 W
2008	11/16/2008	vs. Dallas	14-10 L
2009	11/22/2009	at Dallas	7-6 L
2009	12/27/2009	vs. Dallas	17-0 L
2010	9/12/2010	vs. Dallas	13-7 W
2010	12/19/2010	at Dallas	33-30 L
2011	9/26/2011	at Dallas	18-16 L
2011	11/20/2011	vs. Dallas	27-24 (OT) L
2012	11/22/2012	at Dallas	38-31 W
2012	12/30/2012	vs. Dallas	28-18 W
2013	10/13/2013	at Dallas	31-16 L
2013	12/22/2013	vs. Dallas	24-23 L
2014	10/27/2014	at Dallas	20-17 (OT) W
2014	12/28/2014	vs. Dallas	44-17 W
2015	12/7/2015	vs. Dallas	19-16 L
2015	1/3/2016	at Dallas	24-23 W
2016	9/18/2016	vs. Dallas	27-23 L
2016	11/24/2016	at Dallas	31-26 L
2017	10/29/2017	vs. Dallas	33-19 L
2017	11/30/2017	at Dallas	38-14 L
2018	10/21/2018	vs. Dallas	20-17 W
2018	11/22/2018	at Dallas	31-23 L

DENVER



Overall series is tied, 7-7
Cumulative score: Redskins 340, Broncos 264

YEAR	DATE	GAME	RESULT
1970	11/1/1970	at Denver	19-3 W
1974	9/30/1974	vs. Denver	30-3 W
1980	10/13/1980	at Denver	20-17 L
1986	12/13/1986	at Denver	31-30 L
1987	1/31/1988	vs. Denver	42-10 W*
1989	11/20/1989	vs. Denver	14-10 L
1992	10/12/1992	vs. Denver	34-3 W
1995	9/17/1995	at Denver	38-31 L
1998	9/27/1998	vs. Denver	38-16 L
2001	11/18/2001	at Denver	17-10 W
2005	10/9/2005	at Denver	21-19 L
2009	11/15/2009	vs. Denver	27-17 W
2013	10/27/2013	at Denver	45-21 L
2017	12/24/2017	vs. Denver	27-11 W

DETROIT



Redskins lead overall series, 30-14
Cumulative score: Redskins 970, Lions 705

YEAR	DATE	GAME	RESULT
1932	11/20/1932	at Portsmouth	10-0 L
1933	10/15/1933	vs. Portsmouth	13-0 L
1934	10/17/1934	at Detroit	24-0 L
1935	10/13/1935	vs. Detroit	17-7 L
1935	10/30/1935	at Detroit	14-0 L
1938	10/16/1938	at Detroit	7-5 W
1939	11/26/1939	vs. Detroit	31-7 W
1940	10/27/1940	at Detroit	20-14 W
1942	11/29/1942	at Detroit	15-3 W
1943	11/14/1943	vs. Detroit	42-20 W
1946	10/6/1946	vs. Detroit	17-16 W

1947	11/16/1947	at Detroit	38-21 L
1948	11/14/1948	vs. Detroit	46-21 W
1951	9/30/1951	at Detroit	35-17 L
1956	11/11/1956	vs. Detroit	18-17 W
1965	10/3/1965	at Detroit	14-10 L
1968	12/15/1968	vs. Detroit	14-3 W
1970	10/11/1970	vs. Detroit	31-10 W
1973	11/22/1973	at Detroit	20-0 W
1976	10/17/1976	vs. Detroit	20-7 W
1978	10/8/1978	at Detroit	21-19 W
1979	9/9/1979	at Detroit	27-24 W
1981	11/8/1981	vs. Detroit	33-31 W
1982	1/8/1983	vs. Detroit	31-7 W*
1983	10/23/1983	vs. Detroit	38-17 W
1984	11/11/1984	vs. Detroit	28-14 W
1985	10/13/1985	vs. Detroit	24-3 W
1987	11/15/1987	vs. Detroit	20-13 W
1990	11/4/1990	at Detroit	41-38 (OT) W
1991	9/1/1991	vs. Detroit	45-0 W
1991	1/12/1992	vs. Detroit	41-10 W*
1992	9/20/1992	vs. Detroit	13-10 W
1995	10/22/1995	vs. Detroit	36-30 (OT) W
1997	11/9/1997	vs. Detroit	30-7 W
1999	12/5/1999	at Detroit	33-17 L
1999	1/8/2000	vs. Detroit	27-13 W*
2000	9/10/2000	at Detroit	15-10 L
2004	11/7/2004	at Detroit	17-10 W
2007	10/7/2007	vs. Detroit	34-3 W
2008	10/26/2008	at Detroit	25-17 W
2009	9/27/2009	at Detroit	19-14 L
2010	10/31/2010	at Detroit	37-25 L
2013	9/22/2013	vs. Detroit	27-20 L
2016	10/23/2016	at Detroit	20-17 L

GREEN BAY



Redskins trail overall series, 16-20-1
Cumulative score: Redskins 620, Packers 722

YEAR	DATE	GAME	RESULT
1932	11/13/1932	vs. Green Bay	21-0 L
1933	9/17/1933	at Green Bay	7-7
1933	11/19/1933	vs. Green Bay	20-7 W
1934	11/4/1934	vs. Green Bay	10-0 L
1936	10/11/1936	at Green Bay	31-2 L
1936	11/8/1936	vs. Green Bay	7-3 L
1936	12/13/1936	vs. Green Bay	21-6 L*
1937	11/28/1937	vs. Green Bay	14-6 W
1939	10/29/1939	at Green Bay	24-14 L
1941	11/30/1941	vs. Green Bay	22-17 L
1943	10/17/1943	at Green Bay	33-7 W
1946	12/1/1946	vs. Green Bay	20-7 L
1947	10/19/1947	at Green Bay	27-10 L
1948	10/24/1948	at Green Bay	23-7 W
1949	12/4/1949	vs. Green Bay	30-0 W
1950	9/24/1950	at Green Bay	35-21 L
1952	10/5/1952	at Green Bay	35-20 L
1958	10/19/1958	vs. Green Bay	37-21 W
1959	11/22/1959	at Green Bay	21-0 L
1968	11/24/1968	vs. Green Bay	27-7 L
1972	11/26/1972	vs. Green Bay	21-16 W
1972	12/24/1972	vs. Green Bay	16-3 W*
1974	11/3/1974	at Green Bay	17-6 W



1977	11/21/1977	vs. Green Bay	10-9 W
1979	12/2/1979	vs. Green Bay	38-21 W
1983	10/17/1983	at Green Bay	48-47 L
1986	11/9/1986	at Green Bay	16-7 W
1988	10/23/1988	at Green Bay	20-17 W
2001	9/24/2001	at Green Bay	37-0 L
2002	10/20/2002	at Green Bay	30-9 L
2004	10/31/2004	vs. Green Bay	28-14 L
2007	10/14/2007	at Green Bay	17-14 L
2010	10/10/2010	vs. Green Bay	16-13 (OT) W
2013	9/15/2013	at Green Bay	38-20 L
2015	1/10/2016	vs. Green Bay	35-18 L*
2016	11/20/2016	vs. Green Bay	42-24 W
2018	9/23/2018	vs. Green Bay	31-17 W

HOUSTON



Redskins trail overall series, 2-3
Cumulative score: Redskins 111, Texans 95

YEAR	DATE	GAME	RESULT
2002	12/22/2002	vs. Houston	26-10 W
2006	9/24/2006	at Houston	31-15 W
2010	9/19/2010	vs. Houston	30-27 (OT) L
2014	9/7/2014	at Houston	17-6 L
2018	11/18/2018	vs. Houston	23-21 L

INDIANAPOLIS



Redskins trail overall series, 10-21
Cumulative score: Redskins 611, Colts 801

YEAR	DATE	GAME	RESULT
1953	10/25/1953	at Baltimore	27-17 L
1954	10/31/1954	at Baltimore	24-21 W
1955	10/23/1955	at Baltimore	14-13 W
1956	12/23/1956	at Baltimore	19-17 L
1957	11/10/1957	vs. Baltimore	21-17 L
1958	10/26/1958	at Baltimore	35-10 L
1959	11/8/1959	vs. Baltimore	27-24 W
1960	9/25/1960	at Baltimore	20-0 L
1961	11/26/1961	vs. Baltimore	27-6 L
1962	12/8/1962	at Baltimore	34-21 L
1963	12/1/1963	vs. Baltimore	36-20 L
1964	12/13/1964	at Baltimore	45-17 L
1965	10/17/1965	vs. Baltimore	38-7 L
1966	11/6/1966	at Baltimore	37-10 L
1967	10/29/1967	vs. Baltimore	17-13 L
1969	11/2/1969	at Baltimore	41-17 L
1973	11/18/1973	vs. Baltimore	22-14 W
1977	11/7/1977	at Baltimore	10-3 L
1978	11/6/1978	at Baltimore	21-17 L
1981	12/13/1981	vs. Baltimore	38-14 W
1984	10/7/1984	at Indianapolis	35-7 W
1990	12/22/1990	at Indianapolis	35-28 L
1993	11/7/1993	vs. Indianapolis	30-24 W
1994	10/23/1994	at Indianapolis	41-27 W
1996	10/27/1996	vs. Indianapolis	31-16 W
1999	12/19/1999	at Indianapolis	24-21 L
2002	10/27/2002	vs. Indianapolis	26-21 W
2006	10/22/2006	at Indianapolis	36-22 L
2010	10/17/2010	vs. Indianapolis	27-24 L
2014	11/30/2014	vs. Indianapolis	49-27 L
2018	9/16/2018	vs. Indianapolis	21-9 L

JACKSONVILLE



Redskins lead overall series, 6-1
Cumulative score: Redskins 178, Jaguars 124

YEAR	DATE	GAME	RESULT
1997	9/28/1997	vs. Jacksonville	24-12 W
2000	10/22/2000	at Jacksonville	35-16 W
2002	11/10/2002	at Jacksonville	26-7 L
2006	10/1/2006	vs. Jacksonville	36-30 (OT) W
2010	12/26/2010	at Jacksonville	20-17 (OT) W
2014	9/14/2014	vs. Jacksonville	41-10 W
2018	12/16/2018	at Jacksonville	16-13 W

SERIES HISTORIES

KANSAS CITY



Redskins trail overall series, 1-9
Cumulative score: Redskins 166, Chiefs 292

YEAR	DATE	GAME	RESULT
1971	10/24/1971	at Kansas City	27-20 L
1976	10/10/1976	vs. Kansas City	33-30 L
1983	9/18/1983	vs. Kansas City	27-12 W
1992	11/15/1992	at Kansas City	35-16 L
1995	11/5/1995	at Kansas City	24-3 L
2001	9/30/2001	vs. Kansas City	45-13 L
2005	10/16/2005	at Kansas City	28-21 L
2009	10/18/2009	vs. Kansas City	14-6 L
2013	12/8/2013	vs. Kansas City	45-10 L
2017	10/22/2017	at Kansas City	29-20 L

LA CHARGERS



Redskins lead overall series, 7-4
Cumulative score: Redskins 268, Chargers 239

YEAR	DATE	GAME	RESULT
1973	9/16/1973	vs. San Diego	38-0 W
1980	12/7/1980	vs. San Diego	40-17 W
1983	10/31/1983	at San Diego	27-24 W
1986	9/21/1986	at San Diego	30-27 W
1989	12/10/1989	vs. San Diego	26-21 W
1998	12/6/1998	vs. San Diego	24-20 W
2001	9/9/2001	at San Diego	30-3 L
2005	11/27/2005	vs. San Diego	23-17 [OT] L
2009	1/3/2010	at San Diego	23-20 L
2013	11/3/2013	vs. San Diego	30-24 [OT] W
2017	12/10/2017	at Los Angeles	30-13 L

LA RAMS



Redskins lead overall series, 26-13-1
Cumulative score: Redskins 931, Rams 739

YEAR	DATE	GAME	RESULT
1937	11/21/1937	at Cleveland	16-7 W
1938	9/25/1938	vs. Cleveland	37-13 W
1941	10/26/1941	vs. Cleveland	17-13 W
1942	10/11/1942	vs. Cleveland	39-14 W
1944	11/5/1944	vs. Cleveland	14-10 W
1945	12/16/1945	at Cleveland	15-14 L*
1948	12/5/1948	vs. Los Angeles	41-13 L
1949	12/11/1949	at Los Angeles	53-27 L
1951	11/25/1951	vs. Los Angeles	31-21 W
1962	10/7/1962	vs. Los Angeles	20-14 W
1963	9/21/1963	at Los Angeles	37-14 W
1967	10/22/1967	at Los Angeles	28-28
1969	11/30/1969	vs. Los Angeles	24-13 L
1971	12/13/1971	at Los Angeles	38-24 W
1974	12/9/1974	at Los Angeles	23-17 W
1974	12/22/1974	at Los Angeles	19-10 L*
1977	12/17/1977	vs. Los Angeles	17-14 W
1981	12/20/1981	at Los Angeles	30-7 W
1983	11/20/1983	at Los Angeles	42-20 W
1983	1/1/1984	vs. Los Angeles	51-7 W*
1986	12/28/1986	vs. Los Angeles	19-7 W*
1987	11/23/1987	vs. Los Angeles	30-26 L
1991	12/1/1991	at Los Angeles	27-6 W
1993	11/21/1993	at Los Angeles	10-6 L
1994	12/24/1994	at Los Angeles	24-21 W
1995	12/17/1995	at St. Louis	35-23 W
1996	9/22/1996	at St. Louis	17-10 W
1997	11/30/1997	vs. St. Louis	23-20 L
2000	11/20/2000	at St. Louis	33-20 W
2002	11/24/2002	vs. St. Louis	20-17 W
2005	12/4/2005	vs. St. Louis	24-9 W
2006	12/24/2006	at St. Louis	37-31 [OT] L
2008	10/12/2008	vs. St. Louis	19-17 L
2009	9/20/2009	vs. St. Louis	9-7 W
2010	9/26/2010	at St. Louis	30-16 L
2011	10/2/2011	at St. Louis	17-10 W


2012	9/16/2012	at St. Louis	31-28 L
2014	12/7/2014	vs. St. Louis	24-0 L
2015	9/20/2015	vs. St. Louis	24-10 W
2017	9/17/2017	at Los Angeles	27-20 W

MIAMI



Redskins trail overall series, 5-9
Cumulative score: Redskins 233, Dolphins 256

YEAR	DATE	GAME	RESULT
1972	1/14/1973	vs. Miami	14-7 L*
1974	10/13/1974	vs. Miami	20-17 W
1978	12/3/1978	vs. Miami	16-0 L
1981	10/18/1981	at Miami	13-10 L
1982	1/30/1983	vs. Miami	27-17 W*



1984	9/2/1984	vs. Miami	35-17 L
1987	12/20/1987	at Miami	23-21 L
1990	12/2/1990	vs. Miami	42-20 W
1993	10/4/1993	at Miami	17-10 L
1999	1/2/2000	vs. Miami	21-10 W
2003	11/23/2003	at Miami	24-23 L
2007	9/9/2007	vs. Miami	16-13 [OT] W
2011	11/13/2011	at Miami	20-9 L
2015	9/13/2015	vs. Miami	17-10 L

MINNESOTA



Overall series is tied, 13-13
Cumulative score: Redskins 583, Vikings 624

YEAR	DATE	GAME	RESULT
1968	11/3/1968	at Minnesota	27-14 L
1970	11/8/1970	vs. Minnesota	19-10 L
1972	9/18/1972	at Minnesota	24-21 W
1973	12/22/1973	at Minnesota	27-20 L*
1975	11/30/1975	vs. Minnesota	31-30 W
1976	12/18/1976	at Minnesota	35-20 L*
1980	11/2/1980	vs. Minnesota	39-14 L
1982	1/15/1983	vs. Minnesota	21-7 W*
1984	11/29/1984	at Minnesota	31-17 W
1986	11/2/1986	vs. Minnesota	44-38 [OT] W
1987	12/26/1987	at Minnesota	27-24 [OT] W
1987	1/17/1988	vs. Minnesota	17-10 W*
1992	10/25/1992	at Minnesota	15-13 W
1992	1/2/1993	at Minnesota	24-7 W*
1993	12/31/1993	vs. Minnesota	14-9 L
1998	10/18/1998	at Minnesota	41-7 L
2004	1/2/2005	vs. Minnesota	21-18 W
2006	9/11/2006	vs. Minnesota	19-16 L
2007	12/23/2007	at Minnesota	32-21 W
2010	11/28/2010	vs. Minnesota	17-13 L
2011	12/24/2011	vs. Minnesota	33-26 L
2012	10/14/2012	vs. Minnesota	38-26 W
2013	11/7/2013	at Minnesota	34-27 L
2014	11/2/2014	at Minnesota	29-26 L
2016	11/13/2016	vs. Minnesota	26-20 W
2017	11/12/2017	vs. Minnesota	38-30 L

NEW ENGLAND



Redskins lead overall series, 6-4
Cumulative score: Redskins 205, Patriots 232

YEAR	DATE	GAME	RESULT
1972	10/1/1972	at New England	24-23 L
1978	9/3/1978	at New England	16-14 W
1981	10/25/1981	vs. New England	24-22 W
1984	9/23/1984	at New England	26-10 W
1990	12/15/1990	at New England	25-10 W
1996	10/13/1996	at New England	27-22 W
2003	9/28/2003	vs. New England	20-17 W
2007	10/28/2007	at New England	52-7 L
2011	12/11/2011	vs. New England	34-27 L
2015	11/8/2015	at New England	27-10 L

NEW ORLEANS



Redskins lead overall series, 17-10
Cumulative score: Redskins 659, Saints 557

YEAR	DATE	GAME	RESULT
1967	9/24/1967	at New Orleans	30-10 W
1967	12/17/1967	vs. New Orleans	30-14 L
1968	9/22/1968	at New Orleans	37-17 L
1969	9/21/1969	at New Orleans	26-20 W
1969	12/14/1969	vs. New Orleans	17-14 W
1971	10/31/1971	vs. New Orleans	24-14 W
1973	10/28/1973	at New Orleans	19-3 L
1975	9/21/1975	vs. New Orleans	41-3 W
1979	10/28/1979	vs. New Orleans	14-10 L
1980	10/26/1980	vs. New Orleans	22-14 W
1982	12/26/1982	at New Orleans	27-10 W
1986	10/5/1986	at New Orleans	14-6 W
1988	11/6/1988	vs. New Orleans	27-24 W
1989	10/1/1989	at New Orleans	16-14 W
1990	11/18/1990	vs. New Orleans	31-17 W
1992	11/23/1992	at New Orleans	20-3 L
1994	9/11/1994	at New Orleans	38-24 W
2001	12/30/2001	at New Orleans	40-10 W
2002	10/13/2002	vs. New Orleans	43-27 L
2003	11/30/2003	vs. New Orleans	24-20 L
2006	12/17/2006	at New Orleans	16-10 W
2008	9/14/2008	vs. New Orleans	29-24 W
2009	12/6/2009	vs. New Orleans	33-30 [OT] L
2012	9/9/2012	at New Orleans	40-32 W
2015	11/15/2015	vs. New Orleans	47-14 W
2017	11/19/2017	at New Orleans	34-31 [OT] L
2018	10/8/2018	at New Orleans	43-19 L

NY GIANTS



Redskins trail overall series, 69-101-4
Cumulative score: Redskins 3,109, Giants 3,508

YEAR	DATE	GAME	RESULT
1932	10/9/1932	vs. NY Giants	14-6 W
1932	10/23/1932	at NY Giants	0-0
1933	10/18/1933	vs. NY Giants	21-20 W
1933	11/12/1933	at NY Giants	7-0 L
1934	10/7/1934	vs. NY Giants	16-13 L
1934	11/25/1934	at NY Giants	3-0 L
1935	10/16/1935	vs. NY Giants	20-12 L
1935	10/20/1935	at NY Giants	17-6 L
1936	10/4/1936	vs. NY Giants	7-0 L
1936	12/6/1936	at NY Giants	14-0 W
1937	9/16/1937	vs. NY Giants	13-3 W
1937	12/5/1937	at NY Giants	49-14 W
1938	10/9/1938	vs. NY Giants	10-7 L
1938	12/4/1938	at NY Giants	36-0 L
1939	10/1/1939	vs. NY Giants	0-0
1939	12/3/1939	at NY Giants	9-7 L
1940	9/22/1940	vs. NY Giants	21-7 W
1940	11/24/1940	at NY Giants	21-7 L
1941	9/28/1941	at NY Giants	17-10 L
1941	11/23/1941	at NY Giants	20-13 L

SERIES HISTORIES

1942	9/27/1942	vs. NY Giants	14-7 L
1942	11/15/1942	at NY Giants	14-7 W
1943	12/5/1943	at NY Giants	14-10 L
1943	12/12/1943	vs. NY Giants	31-7 L
1943	12/19/1943	at NY Giants	28-0 W*
1944	12/3/1944	at NY Giants	16-13 L
1944	12/10/1944	vs. NY Giants	31-0 L
1945	10/28/1945	at NY Giants	24-14 W
1945	12/9/1945	vs. NY Giants	17-0 W
1946	10/13/1946	vs. NY Giants	24-14 W
1946	12/8/1946	at NY Giants	31-0 L
1947	10/12/1947	vs. NY Giants	28-20 W
1947	12/7/1947	at NY Giants	35-10 L
1948	10/3/1948	vs. NY Giants	41-10 W
1948	12/12/1948	at NY Giants	28-21 W
1949	10/9/1949	vs. NY Giants	45-35 L
1949	11/27/1949	at NY Giants	23-7 L
1950	10/8/1950	vs. NY Giants	21-17 L
1950	11/5/1950	at NY Giants	24-21 L
1951	10/7/1951	vs. NY Giants	35-14 L
1951	11/11/1951	at NY Giants	28-14 L
1952	11/23/1952	vs. NY Giants	14-10 L
1952	12/7/1952	at NY Giants	27-17 W
1953	10/11/1953	vs. NY Giants	13-9 W
1953	11/22/1953	at NY Giants	24-21 W
1954	10/10/1954	vs. NY Giants	51-21 L
1954	10/24/1954	at NY Giants	24-7 L
1955	10/30/1955	at NY Giants	35-7 L
1955	12/4/1955	vs. NY Giants	27-20 L
1956	11/18/1956	vs. NY Giants	33-7 W
1956	12/2/1956	at NY Giants	28-14 L
1957	10/13/1957	vs. NY Giants	24-20 L
1957	10/27/1957	at NY Giants	31-14 W
1958	10/12/1958	vs. NY Giants	21-14 L
1958	11/23/1958	at NY Giants	30-0 L
1959	11/29/1959	at NY Giants	45-14 L
1959	12/13/1959	vs. NY Giants	24-10 L
1960	10/16/1960	at NY Giants	24-24
1960	12/11/1960	vs. NY Giants	17-3 L
1961	10/1/1961	vs. NY Giants	24-21 L
1961	11/5/1961	at NY Giants	53-0 L
1962	10/28/1962	at NY Giants	49-34 L
1962	11/25/1962	vs. NY Giants	42-24 L
1963	10/6/1963	vs. NY Giants	24-14 L
1963	12/8/1963	at NY Giants	44-14 L
1964	9/25/1964	at NY Giants	13-10 L
1964	11/29/1964	vs. NY Giants	36-21 W
1965	11/7/1965	at NY Giants	23-7 W
1965	12/12/1965	vs. NY Giants	27-10 L
1966	10/16/1966	at NY Giants	13-10 L
1966	11/27/1966	vs. NY Giants	72-41 W
1967	10/1/1967	vs. NY Giants	38-34 W
1968	9/29/1968	at NY Giants	48-21 L
1968	10/27/1968	vs. NY Giants	13-10 L
1969	10/19/1969	vs. NY Giants	20-14 W
1970	11/15/1970	at NY Giants	35-33 L
1970	11/29/1970	vs. NY Giants	27-24 L
1971	9/26/1971	at NY Giants	30-3 W
1971	12/5/1971	vs. NY Giants	23-7 W
1972	10/29/1972	at NY Giants	23-16 W
1972	11/12/1972	vs. NY Giants	27-13 W
1973	10/14/1973	at NY Giants	21-3 W
1973	12/2/1973	vs. NY Giants	27-24 W
1974	9/15/1974	at NY Giants	13-10 W
1974	10/20/1974	vs. NY Giants	24-3 W
1975	9/28/1975	vs. NY Giants	49-13 W
1975	11/9/1975	at NY Giants	21-13 W
1976	9/12/1976	vs. NY Giants	19-17 W
1976	11/14/1976	at NY Giants	12-9 L
1977	9/18/1977	at NY Giants	20-17 L
1977	10/23/1977	vs. NY Giants	17-6 L
1978	10/22/1978	at NY Giants	17-6 L
1978	11/12/1978	vs. NY Giants	16-13 [OT] W
1979	9/17/1979	vs. NY Giants	27-0 W
1979	11/25/1979	at NY Giants	14-6 L
1980	9/14/1980	at NY Giants	23-21 W
1980	12/13/1980	vs. NY Giants	16-13 W
1981	9/13/1981	vs. NY Giants	17-7 L
1981	11/15/1981	at NY Giants	30-27 [OT] W
1982	11/21/1982	at NY Giants	27-17 W
1982	12/19/1982	vs. NY Giants	15-14 W
1983	11/13/1983	at NY Giants	33-17 W
1983	12/17/1983	vs. NY Giants	31-22 W
1984	9/16/1984	vs. NY Giants	30-14 W
1984	10/28/1984	at NY Giants	31-17 W
1985	10/20/1985	at NY Giants	17-3 L

1985	11/16/1985	vs. NY Giants	23-21 W
1986	10/27/1986	at NY Giants	27-20 L
1986	12/7/1986	vs. NY Giants	24-14 L
1986	11/1/1987	at NY Giants	17-0 L*
1987	10/11/1987	at NY Giants	38-12 W
1987	11/29/1987	vs. NY Giants	23-19 W
1988	9/5/1988	at NY Giants	27-20 L
1988	10/2/1988	vs. NY Giants	24-23 L
1989	9/11/1989	vs. NY Giants	27-24 L
1989	10/15/1989	at NY Giants	20-17 L
1990	10/14/1990	vs. NY Giants	24-20 L
1990	10/28/1990	at NY Giants	21-10 L
1991	10/27/1991	at NY Giants	17-13 W
1991	12/15/1991	vs. NY Giants	34-17 W
1992	11/1/1992	vs. NY Giants	24-7 L
1992	12/6/1992	at NY Giants	28-10 W
1993	10/10/1993	vs. NY Giants	41-7 L
1993	11/14/1993	at NY Giants	20-6 L
1994	9/18/1994	at NY Giants	31-23 L
1994	11/27/1994	vs. NY Giants	21-19 L
1995	10/29/1995	at NY Giants	24-15 L
1995	12/10/1995	at NY Giants	20-13 L
1996	9/15/1996	at NY Giants	31-10 W
1996	10/20/1996	vs. NY Giants	31-21 W
1997	11/23/1997	vs. NY Giants	7-7 [OT]
1997	12/13/1997	at NY Giants	30-10 L
1998	9/6/1998	at NY Giants	31-24 L
1998	11/1/1998	vs. NY Giants	21-14 W
1999	9/19/1999	at NY Giants	50-21 W
1999	11/21/1999	vs. NY Giants	23-13 W
2000	9/24/2000	at NY Giants	16-6 W
2000	12/3/2000	vs. NY Giants	9-7 L
2001	10/7/2001	at NY Giants	23-8 L
2001	10/28/2001	at NY Giants	35-21 W
2002	11/17/2002	at NY Giants	19-17 L
2002	12/8/2002	vs. NY Giants	27-21 L
2003	9/21/2003	vs. NY Giants	24-21 [OT] L
2003	12/7/2003	at NY Giants	20-7 W
2004	9/19/2004	at NY Giants	20-14 L
2004	12/5/2004	vs. NY Giants	31-7 W
2005	10/30/2005	at NY Giants	36-0 L
2005	12/24/2005	vs. NY Giants	35-20 W
2006	10/8/2006	at NY Giants	19-3 L
2006	12/30/2006	vs. NY Giants	34-28 L
2007	9/23/2007	vs. NY Giants	24-17 L
2007	12/16/2007	at NY Giants	22-10 W
2008	9/4/2008	at NY Giants	16-7 L
2008	11/30/2008	vs. NY Giants	23-7 L
2009	9/13/2009	at NY Giants	23-17 L
2009	12/21/2009	vs. NY Giants	45-12 L
2010	12/5/2010	at NY Giants	31-7 L
2010	1/2/2011	vs. NY Giants	17-14 L
2011	9/11/2011	vs. NY Giants	28-14 W
2011	12/18/2011	at NY Giants	23-10 W
2012	10/21/2012	at NY Giants	27-23 L
2012	12/3/2012	vs. NY Giants	17-16 W
2013	12/1/2013	vs. NY Giants	24-17 L
2013	12/29/2013	at NY Giants	20-6 L
2014	9/25/2014	vs. NY Giants	45-14 L
2014	12/14/2014	at NY Giants	24-13 L
2015	9/24/2015	at NY Giants	32-21 L
2015	11/29/2015	vs. NY Giants	20-14 W
2016	9/25/2016	at NY Giants	29-27 W
2016	1/1/2017	vs. NY Giants	19-10 L
2017	11/23/2017	vs. NY Giants	20-10 W
2017	12/31/2017	at NY Giants	18-10 L
2018	10/28/2018	at NY Giants	20-13 W
2018	12/9/2018	vs. NY Giants	40-16 L

NY JETS



Redskins lead overall series, 8-3
Cumulative score: Redskins 248, Jets 192

YEAR	DATE	GAME	RESULT
1972	11/5/1972	at NY Jets	35-17 W
1976	12/5/1976	at NY Jets	37-16 W
1978	9/24/1978	vs. NY Jets	23-3 W
1987	10/25/1987	vs. NY Jets	17-16 W
1993	12/11/1993	vs. NY Jets	3-0 L
1996	9/29/1996	vs. NY Jets	31-16 W
1999	9/26/1999	at NY Jets	27-20 W
2003	9/4/2003	vs. NY Jets	16-13 W

2007	11/4/2007	at NY Jets	23-20 [OT] W
2011	12/4/2011	vs. NY Jets	34-19 L
2015	10/18/2015	at NY Jets	34-20 L

OAKLAND



Redskins trail overall series, 6-8
Cumulative score: Redskins 299, Raiders 313

YEAR	DATE	GAME	RESULT
1970	10/19/1970	at Oakland	34-20 L
1975	11/23/1975	vs. Oakland	26-23 [OT] L
1980	9/21/1980	at Oakland	24-21 L
1983	10/2/1983	vs. Los Angeles	37-35 W
1983	1/22/1984	vs. Los Angeles	38-9 L*
1986	9/14/1986	vs. Los Angeles	10-6 W
1989	10/29/1989	at Los Angeles	37-24 L
1992	12/26/1992	vs. Los Angeles	21-20 L
1995	9/10/1995	at Oakland	20-8 L
1998	11/29/1998	at Oakland	29-19 W
2005	11/20/2005	vs. Oakland	16-13 L
2009	12/13/2009	at Oakland	34-13 W
2013	9/29/2013	at Oakland	24-14 W
2017	9/24/2017	vs. Oakland	27-10 W

PHILADELPHIA



Redskins lead overall series, 86-77-5
Cumulative score: Redskins 3,328, Eagles 3,524

YEAR	DATE	GAME	RESULT
1934	10/21/1934	vs. Philadelphia	6-0 W
1934	11/18/1934	at Philadelphia	14-7 W
1935	11/3/1935	vs. Philadelphia	7-6 L
1936	9/20/1936	at Philadelphia	26-3 W
1936	10/18/1936	vs. Philadelphia	17-7 W
1937	10/10/1937	vs. Philadelphia	14-0 L
1937	10/18/1937	at Philadelphia	10-7 W
1938	9/11/1938	at Philadelphia	26-23 W
1938	10/23/1938	vs. Philadelphia	20-14 W
1939	9/17/1939	at Philadelphia	7-0 W
1939	11/5/1939	vs. Philadelphia	7-6 W
1940	10/20/1940	at Philadelphia	34-17 W
1940	12/1/1940	at Philadelphia	13-6 W
1941	10/19/1941	at Philadelphia	21-17 W
1941	12/7/1941	at Philadelphia	20-14 W
1942	10/4/1942	at Philadelphia	14-10 W
1942	11/1/1942	at Philadelphia	30-27 W
1944	10/8/1944	vs. Philadelphia	31-31
1944	11/19/1944	vs. Philadelphia	37-7 L
1945	10/21/1945	vs. Philadelphia	24-14 W
1945	11/25/1945	at Philadelphia	16-0 L
1946	10/27/1946	at Philadelphia	28-24 L
1946	11/24/1946	at Philadelphia	27-10 L
1947	9/28/1947	at Philadelphia	45-42 W
1947	11/2/1947	vs. Philadelphia	38-14 L
1948	10/17/1948	vs. Philadelphia	45-0 L
1948	11/21/1948	at Philadelphia	42-21 L
1949	10/23/1949	at Philadelphia	49-14 L
1949	11/13/1949	at Philadelphia	44-21 L
1950	10/29/1950	at Philadelphia	35-3 L
1950	11/12/1950	vs. Philadelphia	33-0 L
1951	10/28/1951	at Philadelphia	27-23 W
1951	12/2/1951	vs. Philadelphia	35-21 L
1952	11/9/1952	at Philadelphia	38-20 L
1952	12/14/1952	at Philadelphia	27-21 W
1953	10/2/1953	at Philadelphia	21-21
1953	12/6/1953	vs. Philadelphia	10-0 W
1954	10/17/1954	vs. Philadelphia	49-21 L
1954	11/28/1954	at Philadelphia	41-33 L
1955	10/1/1955	at Philadelphia	31-30 W
1955	11/6/1955	vs. Philadelphia	34-21 W
1956	10/6/1956	vs. Philadelphia	13-9 L
1956	12/9/1956	vs. Philadelphia	19-17 W
1957	11/24/1957	vs. Philadelphia	21-12 L
1957	12/8/1957	vs. Philadelphia	42-7 W
1958	9/28/1958	at Philadelphia	24-14 W
1958	12/14/1958	vs. Philadelphia	20-0 W
1959	11/1/1959	at Philadelphia	30-23 L
1959	12/6/1959	vs. Philadelphia	34-14 L

SERIES HISTORIES

1960	11/13/1960	at Philadelphia	19-13 L
1960	12/18/1960	vs. Philadelphia	38-28 L
1961	9/24/1961	at Philadelphia	14-7 L
1961	10/29/1961	vs. Philadelphia	27-24 L
1962	10/21/1962	at Philadelphia	27-21 W
1962	12/2/1962	vs. Philadelphia	37-14 L
1963	10/13/1963	vs. Philadelphia	37-24 L
1963	11/24/1963	at Philadelphia	13-10 W
1964	10/11/1964	vs. Philadelphia	35-20 W
1964	11/1/1964	at Philadelphia	21-10 W
1965	10/31/1965	vs. Philadelphia	23-21 W
1965	11/14/1965	at Philadelphia	21-14 L
1966	10/30/1966	at Philadelphia	27-13 W
1966	12/18/1966	vs. Philadelphia	37-28 L
1967	9/17/1967	at Philadelphia	35-24 L
1967	12/3/1967	vs. Philadelphia	35-35
1968	10/16/1968	vs. Philadelphia	17-14 W
1968	11/10/1968	at Philadelphia	16-10 W
1969	11/9/1969	vs. Philadelphia	28-28
1969	12/7/1969	at Philadelphia	34-29 W
1970	10/4/1970	at Philadelphia	33-21 W
1970	12/13/1970	vs. Philadelphia	24-6 W
1971	11/7/1971	vs. Philadelphia	7-7
1971	11/28/1971	at Philadelphia	20-13 W
1972	10/18/1972	vs. Philadelphia	14-0 W
1972	12/3/1972	at Philadelphia	23-7 W
1973	9/30/1973	at Philadelphia	28-7 W
1973	12/16/1973	vs. Philadelphia	38-20 W
1974	11/10/1974	at Philadelphia	27-20 W
1974	11/24/1974	vs. Philadelphia	26-7 W
1975	10/5/1975	at Philadelphia	26-10 L
1975	12/21/1975	vs. Philadelphia	26-3 L
1976	9/27/1976	at Philadelphia	20-17 (OT) W
1976	11/28/1976	vs. Philadelphia	24-0 W
1977	10/30/1977	vs. Philadelphia	23-17 W
1977	11/13/1977	at Philadelphia	17-14 W
1978	9/10/1978	vs. Philadelphia	35-30 W
1978	10/15/1978	at Philadelphia	17-10 L
1979	10/7/1979	at Philadelphia	28-17 L
1979	10/21/1979	vs. Philadelphia	17-7 W
1980	10/5/1980	at Philadelphia	24-14 L
1980	11/16/1980	vs. Philadelphia	24-0 L
1981	9/27/1981	at Philadelphia	36-13 L
1981	12/6/1981	vs. Philadelphia	15-13 W
1982	9/12/1982	at Philadelphia	37-34 (OT) W
1982	11/28/1982	vs. Philadelphia	13-9 W
1983	9/11/1983	at Philadelphia	23-13 W
1983	11/27/1983	vs. Philadelphia	28-24 W
1984	9/30/1984	vs. Philadelphia	20-0 W
1984	11/18/1984	at Philadelphia	16-10 L
1985	9/22/1985	vs. Philadelphia	19-6 L
1985	12/8/1985	at Philadelphia	17-12 W
1986	9/18/1986	vs. Philadelphia	41-14 W
1986	12/21/1986	at Philadelphia	21-14 W
1987	9/13/1987	vs. Philadelphia	34-24 W
1987	11/8/1987	at Philadelphia	31-27 L
1988	9/18/1988	vs. Philadelphia	17-10 W
1988	12/4/1988	at Philadelphia	20-19 W
1989	9/17/1989	vs. Philadelphia	42-37 L
1989	11/12/1989	at Philadelphia	10-3 W
1990	10/21/1990	vs. Philadelphia	13-7 W
1990	11/12/1990	at Philadelphia	28-14 L
1990	1/5/1991	at Philadelphia	20-6 W*
1991	9/30/1991	vs. Philadelphia	23-0 W
1991	12/22/1991	at Philadelphia	24-22 L
1992	10/18/1992	vs. Philadelphia	16-12 W
1992	12/20/1992	at Philadelphia	17-13 L
1993	9/19/1993	at Philadelphia	34-31 L
1993	11/28/1993	vs. Philadelphia	17-14 L
1994	10/9/1994	at Philadelphia	21-17 L
1994	10/30/1994	vs. Philadelphia	31-29 L
1995	10/8/1995	at Philadelphia	37-34 (OT) L
1995	11/26/1995	vs. Philadelphia	14-7 L
1996	9/1/1996	vs. Philadelphia	17-14 L
1996	11/17/1996	at Philadelphia	26-21 W
1997	10/5/1997	at Philadelphia	24-10 L
1997	12/21/1997	vs. Philadelphia	35-32 W
1998	10/11/1998	at Philadelphia	17-12 L
1998	11/15/1998	vs. Philadelphia	28-3 W
1999	11/14/1999	at Philadelphia	35-28 L
1999	11/28/1999	vs. Philadelphia	20-17 (OT) W
2000	10/8/2000	at Philadelphia	17-14 W
2000	11/26/2000	vs. Philadelphia	23-20 L
2001	11/25/2001	at Philadelphia	13-3 W
2001	12/16/2001	vs. Philadelphia	20-6 L
2002	9/16/2002	vs. Philadelphia	37-7 L

2002	12/15/2002	at Philadelphia	34-21 L
2003	10/5/2003	at Philadelphia	27-25 L
2003	12/27/2003	vs. Philadelphia	31-7 L
2004	11/21/2004	at Philadelphia	28-6 L
2004	12/12/2004	vs. Philadelphia	17-14 L
2005	11/6/2005	vs. Philadelphia	17-10 W
2005	1/1/2006	at Philadelphia	31-20 W
2006	11/12/2006	at Philadelphia	27-3 L
2006	12/10/2006	vs. Philadelphia	21-19 L
2007	9/17/2007	at Philadelphia	20-12 W
2007	11/11/2007	vs. Philadelphia	33-25 L
2008	10/5/2008	at Philadelphia	23-17 W
2008	12/21/2008	vs. Philadelphia	10-3 W
2009	10/26/2009	vs. Philadelphia	27-17 L
2009	11/29/2009	at Philadelphia	27-24 L
2010	10/3/2010	at Philadelphia	17-12 W
2010	11/15/2010	vs. Philadelphia	59-28 L
2011	10/16/2011	vs. Philadelphia	20-13 L
2011	1/1/2012	at Philadelphia	34-10 L
2012	11/18/2012	vs. Philadelphia	31-6 W
2012	12/23/2012	at Philadelphia	27-20 W
2013	9/9/2013	vs. Philadelphia	33-27 L
2013	11/17/2013	at Philadelphia	24-16 L
2014	9/21/2014	at Philadelphia	37-34 L
2014	12/20/2014	vs. Philadelphia	27-24 W
2015	10/4/2015	vs. Philadelphia	23-20 W
2015	12/26/2015	at Philadelphia	38-24 W
2016	10/16/2016	vs. Philadelphia	27-20 W
2016	12/11/2016	at Philadelphia	27-22 W
2017	9/10/2017	vs. Philadelphia	30-17 L
2017	10/23/2017	at Philadelphia	34-24 L
2018	12/3/2018	at Philadelphia	28-13 L
2018	12/30/2018	vs. Philadelphia	24-0 L

PITTSBURGH



Redskins lead overall series, 42-33-3
Cumulative score: Redskins 1,447, Steelers 1,259

YEAR	DATE	GAME	RESULT
1933	10/4/1933	at Pittsburgh	21-6 W
1933	10/29/1933	vs. Pittsburgh	16-14 L
1934	9/16/1934	at Pittsburgh	7-0 W
1934	10/14/1934	vs. Pittsburgh	39-0 W
1935	10/27/1935	at Pittsburgh	6-0 L
1935	12/1/1935	vs. Pittsburgh	13-3 W
1936	9/13/1936	at Pittsburgh	10-0 L
1936	11/29/1936	vs. Pittsburgh	30-0 W
1937	10/17/1937	vs. Pittsburgh	34-20 W
1937	11/14/1937	at Pittsburgh	21-13 L
1938	11/6/1938	at Pittsburgh	7-0 W
1938	11/27/1938	vs. Pittsburgh	15-0 W
1939	10/15/1939	vs. Pittsburgh	44-14 W
1939	10/22/1939	at Pittsburgh	21-14 W
1940	10/6/1940	at Pittsburgh	40-10 W
1940	11/3/1940	vs. Pittsburgh	37-10 W
1941	10/12/1941	at Pittsburgh	24-20 W
1941	11/2/1941	vs. Pittsburgh	23-3 W
1942	9/20/1942	vs. Pittsburgh	28-14 W
1942	10/25/1942	at Pittsburgh	14-0 W
1945	10/14/1945	at Pittsburgh	14-0 W
1945	12/2/1945	vs. Pittsburgh	24-0 W
1946	9/29/1946	vs. Pittsburgh	14-14
1946	11/3/1946	at Pittsburgh	14-7 L
1947	10/5/1947	at Pittsburgh	27-26 W
1947	11/9/1947	at Pittsburgh	21-14 L
1948	9/26/1948	vs. Pittsburgh	17-14 W
1948	10/10/1948	at Pittsburgh	10-7 L
1949	10/3/1949	at Pittsburgh	27-14 W
1949	11/6/1949	vs. Pittsburgh	27-14 W
1950	10/1/1950	vs. Pittsburgh	26-7 L
1950	12/3/1950	at Pittsburgh	24-7 W
1951	11/16/1951	at Pittsburgh	22-7 W
1951	12/16/1951	vs. Pittsburgh	20-10 L
1952	10/19/1952	at Pittsburgh	28-24 W
1952	11/2/1952	vs. Pittsburgh	24-23 L
1953	11/29/1953	at Pittsburgh	17-9 W
1953	12/13/1953	vs. Pittsburgh	14-13 L
1954	10/2/1954	at Pittsburgh	37-7 L
1954	11/14/1954	vs. Pittsburgh	17-14 W
1955	11/27/1955	at Pittsburgh	23-14 W
1955	12/11/1955	vs. Pittsburgh	28-17 W
1956	9/30/1956	at Pittsburgh	30-13 L

1956	12/16/1956	vs. Pittsburgh	23-0 L
1957	9/29/1957	at Pittsburgh	28-7 L
1957	12/15/1957	vs. Pittsburgh	10-3 W
1958	11/2/1958	at Pittsburgh	24-16 L
1958	12/7/1958	vs. Pittsburgh	14-14
1959	10/4/1959	vs. Pittsburgh	23-17 W
1959	10/18/1959	vs. Pittsburgh	27-6 L
1960	10/23/1960	vs. Pittsburgh	27-27
1960	11/27/1960	at Pittsburgh	22-10 L
1961	10/15/1961	at Pittsburgh	20-0 L
1961	12/10/1961	vs. Pittsburgh	30-14 L
1962	11/18/1962	at Pittsburgh	23-21 L
1962	12/16/1962	vs. Pittsburgh	27-24 L
1963	10/20/1963	at Pittsburgh	38-27 L
1963	11/17/1963	vs. Pittsburgh	34-28 L
1964	11/15/1964	at Pittsburgh	30-0 W
1964	12/6/1964	vs. Pittsburgh	14-7 L
1965	11/21/1965	at Pittsburgh	31-3 W
1965	12/19/1965	vs. Pittsburgh	35-14 W
1966	9/25/1966	at Pittsburgh	33-27 W
1966	10/2/1966	vs. Pittsburgh	24-10 W
1967	12/10/1967	at Pittsburgh	15-10 W
1968	10/13/1968	vs. Pittsburgh	16-13 W
1969	10/26/1969	at Pittsburgh	14-7 W
1973	11/5/1973	at Pittsburgh	21-16 L
1979	11/4/1979	at Pittsburgh	38-7 L
1985	11/24/1985	vs. Pittsburgh	30-23 W
1988	9/1/1988	vs. Pittsburgh	30-29 W
1991	11/17/1991	at Pittsburgh	41-14 W
1997	9/7/1997	at Pittsburgh	14-13 L
2000	11/26/2000	at Pittsburgh	24-3 L
2004	11/28/2004	at Pittsburgh	16-7 L
2008	11/3/2008	vs. Pittsburgh	23-6 L
2012	10/28/2012	at Pittsburgh	27-12 L
2016	9/12/2016	vs. Pittsburgh	38-16 L

SAN FRANCISCO



Redskins trail overall series, 11-20-1
Cumulative score: Redskins 607, 49ers 772

YEAR	DATE	GAME	RESULT
1952	11/16/1952	vs. San Francisco	23-17 L
1954	9/26/1954	at San Francisco	41-7 L
1955	11/13/1955	vs. San Francisco	7-0 W
1961	9/17/1961	at San Francisco	35-3 L
1967	11/12/1967	vs. San Francisco	31-28 W
1969	10/5/1969	at San Francisco	17-17
1970	9/20/1970	at San Francisco	26-17 L
1971	12/26/1971	at San Francisco	24-20 L*
1973	11/1/1973	vs. San Francisco	33-9 W
1976	11/6/1976	at San Francisco	24-21 W
1978	10/29/1978	vs. San Francisco	38-20 W
1981	10/4/1981	vs. San Francisco	30-17 L
1983	1/8/1984	vs. San Francisco	24-21 W*
1984	9/10/1984	at San Francisco	37-31 L
1985	12/1/1985	vs. San Francisco	35-8 L
1986	11/17/1986	vs. San Francisco	14-6 W
1988	11/21/1988	at San Francisco	37-21 L
1990	9/16/1990	at San Francisco	26-13 L
1990	1/2/1991	at San Francisco	28-10 L*
1992	1/9/1993	at San Francisco	20-13 L*
1994	11/6/1994	vs. San Francisco	37-22 L
1996	11/24/1996	vs. San Francisco	19-16 (OT) L
1998	9/14/1998	vs. San Francisco	45-10 L
1999	12/26/1999	at San Francisco	26-20 (OT) W
2002	9/22/2002	at San Francisco	20-10 L
2004	12/18/2004	at San Francisco	26-16 W
2005	10/23/2005	vs. San Francisco	52-17 W
2008	12/28/2008	at San Francisco	27-24 L
2011	11/6/2011	vs. San Francisco	19-11 L
2013	11/25/2013	at San Francisco	27-6 L
2014	11/23/2014	vs. San Francisco	17-13 L
2017	10/15/2014	vs. San Francisco	26-24 W

SERIES HISTORIES

SEATTLE



Redskins lead overall series, 12-8
Cumulative score: Redskins 366, Seahawks 342

YEAR	DATE	GAME	RESULT
1976	9/19/1976	vs. Seattle	31-7 W
1980	9/28/1980	vs. Seattle	14-0 L
1983	9/25/1983	at Seattle	27-17 W
1986	9/28/1986	vs. Seattle	19-14 W
1989	12/23/1989	at Seattle	29-0 W
1992	11/8/1992	at Seattle	16-3 W
1994	9/4/1994	vs. Seattle	28-7 L
1995	11/19/1995	vs. Seattle	27-20 L
1998	9/20/1998	at Seattle	24-14 L
2001	11/4/2001	vs. Seattle	27-14 W
2002	11/3/2002	at Seattle	14-3 W
2003	11/9/2003	vs. Seattle	27-20 W
2005	10/2/2005	vs. Seattle	20-17 (OT) W
2005	1/4/2006	at Seattle	20-10 L*
2007	1/5/2008	at Seattle	35-14 L*
2008	11/23/2008	at Seattle	20-17 W
2011	11/27/2011	at Seattle	23-17 W
2012	1/6/2013	vs. Seattle	24-14 L*
2014	10/6/2014	vs. Seattle	27-17 L
2017	11/5/2017	at Seattle	17-14 W

TAMPA BAY



Redskins lead overall series, 12-11
Cumulative score: Redskins 411, Buccaneers 428

YEAR	DATE	GAME	RESULT
1977	10/9/1977	at Tampa Bay	10-0 W
1982	9/19/1982	at Tampa Bay	21-13 W
1989	10/22/1989	vs. Tampa Bay	32-28 W
1993	12/5/1993	at Tampa Bay	23-17 W
1994	12/4/1994	at Tampa Bay	26-21 L
1994	12/18/1994	vs. Tampa Bay	17-14 L
1995	9/24/1995	at Tampa Bay	14-6 L
1996	12/8/1996	at Tampa Bay	24-10 L
1998	12/19/1998	vs. Tampa Bay	20-16 W
1999	1/15/2000	at Tampa Bay	14-13 L*
2000	10/1/2000	vs. Tampa Bay	20-17 (OT) W
2003	10/12/2003	vs. Tampa Bay	35-13 L
2004	9/12/2004	vs. Tampa Bay	16-10 W
2005	11/13/2005	at Tampa Bay	36-35 L
2005	1/7/2006	at Tampa Bay	17-10 W*
2006	11/19/2006	at Tampa Bay	20-17 L
2007	11/25/2007	at Tampa Bay	19-13 L
2009	10/4/2009	vs. Tampa Bay	16-13 W
2010	12/12/2010	vs. Tampa Bay	17-16 L
2012	9/30/2012	at Tampa Bay	24-22 W
2014	11/16/2014	vs. Tampa Bay	27-7 L
2015	10/25/2015	vs. Tampa Bay	31-30 W
2018	11/11/2018	at Tampa Bay	16-3 W

TENNESSEE



Redskins trail the overall series, 6-7
Cumulative score: Redskins 250, Titans 274

YEAR	DATE	GAME	RESULT
1971	10/10/1971	vs. Houston	22-13 W
1975	10/19/1975	at Houston	13-10 L
1979	9/2/1979	vs. Houston	29-27 L
1985	9/15/1985	vs. Houston	16-13 W
1988	10/30/1988	at Houston	41-17 L
1991	11/3/1991	vs. Houston	16-13 (OT) W
1997	10/19/1997	at Tennessee	28-14 L
2000	10/30/2000	vs. Tennessee	27-21 L
2002	10/6/2002	at Tennessee	31-14 W
2006	10/15/2006	vs. Tennessee	25-22 L
2010	11/21/2010	at Tennessee	19-16 (OT) W
2014	10/19/2014	vs. Tennessee	19-17 W
2018	12/22/2018	at Tennessee	25-16 L

SERIES HISTORIES

ALL GAMES

ACTIVE FRANCHISES	OVERALL				REGULAR SEASON				POSTSEASON		
	W	L	T	G	W	L	T	G	W	L	G
49ers	11	20	1	32	10	17	1	28	1	3	4
Bears	26	23	1	50	22	20	1	43	4	3	7
Bengals	4	5	1	10	4	5	1	10	0	0	0
Bills	6	8	0	14	5	8	0	13	1	0	1
Broncos	7	7	0	14	6	7	0	13	1	0	1
Browns	12	33	1	46	12	33	1	46	0	0	0
Buccaneers	12	11	0	23	11	10	0	21	1	1	2
Cardinals [CHI/STL/PHX/ARI]	76	46	2	124	76	46	2	124	0	0	0
Chargers	7	4	0	11	7	4	0	11	0	0	0
Chiefs	1	9	0	10	1	9	0	10	0	0	0
Colts [BAL/IND]	10	21	0	31	10	21	0	31	0	0	0
Cowboys	45	71	2	118	43	71	2	116	2	0	2
Dolphins	5	9	0	14	4	8	0	12	1	1	2
Eagles	86	77	5	168	85	77	5	167	1	0	1
Falcons	15	10	1	26	14	10	1	25	1	0	1
Giants	68	100	4	172	67	99	4	170	1	1	2
Jaguars	5	1	0	6	5	1	0	6	0	0	0
Jets	8	3	0	11	8	3	0	11	0	0	0
Oilers/Titans [HOU/TEN]	6	7	0	13	6	7	0	13	0	0	0
Packers	16	20	1	37	15	18	1	34	1	2	3
Panthers	8	6	0	14	8	6	0	14	0	0	0
Patriots	6	4	0	10	6	4	0	10	0	0	0
Raiders [LA/DAK]	6	8	0	14	6	7	0	13	0	1	1
Rams [CLE/LA/STL]	26	13	1	40	24	11	1	36	2	2	4
Ravens	3	3	0	6	3	3	0	6	0	0	0
Saints	17	10	0	27	17	10	0	27	0	0	0
Seahawks	12	8	0	20	12	5	0	17	0	3	3
Spartans/Lions [Portsmouth/DET]	30	14	0	44	27	14	0	41	3	0	3
Steelers	42	33	3	78	42	33	3	78	0	0	0
Texans	2	3	0	5	2	3	0	5	0	0	0
Vikings	13	13	0	26	10	11	0	21	3	2	5

DEFUNCT/COMBINED FRANCHISES	OVERALL				REGULAR SEASON				POSTSEASON		
	W	L	T	G	W	L	T	G	W	L	G
Baltimore Colts [1949-50]	2	0	0	2	2	0	0	2	0	0	0
Boston Yanks/New York Bulldogs	9	2	1	12	9	2	1	12	0	0	0
Brooklyn Dodgers/Tigers	17	5	3	25	17	5	3	25	0	0	0
Chi-Pitt Cards/Steelers	1	0	0	1	1	0	0	1	0	0	0
Phil-Pitt Steagles	0	1	1	2	0	1	1	2	0	0	0
Staten Island Stapletons	1	0	0	1	1	0	0	1	0	0	0

SERIES HISTORIES

HOME GAMES

ACTIVE FRANCHISES	OVERALL				REGULAR SEASON				POSTSEASON		
	W	L	T	G	W	L	T	G	W	L	G
49ers	8	8	0	16	7	8	0	15	1	0	1
Bears	14	12	1	27	13	10	1	24	1	2	3
Bengals	3	2	0	5	3	2	0	5	0	0	0
Bills	3	3	0	6	3	3	0	6	0	0	0
Broncos	4	2	0	6	4	2	0	6	0	0	0
Browns	5	16	1	22	5	16	1	22	0	0	0
Buccaneers	6	4	0	10	6	4	0	10	0	0	0
Cardinals [CHI/STL/PHX/ARI]	48	20	0	68	48	20	0	68	0	0	0
Chargers	5	1	0	6	5	1	0	6	0	0	0
Chiefs	1	4	0	5	1	4	0	5	0	0	0
Colts [BAL/IND]	7	7	0	14	7	7	0	14	0	0	0
Cowboys	29	32	0	61	27	32	0	59	2	0	2
Dolphins	4	3	0	7	4	3	0	7	0	0	0
Eagles	44	37	3	84	44	37	3	84	0	0	0
Falcons	10	4	0	14	9	4	0	13	1	0	1
Giants	39	46	2	87	39	46	2	87	0	0	0
Jaguars	3	0	0	3	3	0	0	3	0	0	0
Jets	4	2	0	6	4	2	0	6	0	0	0
Oilers/Titans [HOU/TEN]	4	3	0	7	4	3	0	7	0	0	0
Packers	11	8	0	19	10	7	0	17	1	1	2
Panthers	6	2	0	7	6	2	0	8	0	0	0
Patriots	2	1	0	3	2	1	0	3	0	0	0
Raiders [LA/DAK]	3	4	0	7	3	4	0	7	0	0	0
Rams [CLE/LA/STL]	12	6	0	18	10	6	0	16	2	0	2
Ravens	2	2	0	4	2	2	0	4	0	0	0
Saints	8	5	0	13	8	5	0	13	0	0	0
Seahawks	5	5	0	10	5	4	0	9	0	1	1
Spartans/Lions [Portsmouth/DET]	21	3	0	24	18	3	0	21	3	0	3
Steelers	20	13	3	36	20	13	3	36	0	0	0
Texans	1	2	0	3	1	2	0	3	0	0	0
Vikings	7	7	0	14	5	7	0	12	2	0	2

DEFUNCT/COMBINED FRANCHISES	OVERALL				REGULAR SEASON				POSTSEASON		
	W	L	T	G	W	L	T	G	W	L	G
Baltimore Colts [1949-50]	1	0	0	1	1	0	0	1	0	0	0
Boston Yanks/New York Bulldogs	6	0	0	6	6	0	0	6	0	0	0
Brooklyn Dodgers/Tigers	10	1	1	12	10	1	1	12	0	0	0
Chi-Pitt Cards/Steelers	1	0	0	1	1	0	0	1	0	0	0
Phil-Pitt Steagles	0	1	0	1	0	1	0	1	0	0	0
Staten Island Stapletons	1	0	0	1	1	0	0	1	0	0	0

SERIES HISTORIES

AWAY GAMES

ACTIVE FRANCHISES	OVERALL				REGULAR SEASON				POSTSEASON		
	W	L	T	G	W	L	T	G	W	L	G
49ers	3	12	1	16	3	9	1	13	0	3	3
Bears	12	11	0	23	9	10	0	19	3	1	4
Bengals	1	3	1	5	1	3	1	5	0	0	0
Bills	2	5	0	7	2	5	0	7	0	0	0
Broncos	2	5	0	7	2	5	0	7	0	0	0
Browns	7	17	0	24	7	17	0	24	0	0	0
Buccaneers	5	7	0	12	4	6	0	10	1	1	2
Cardinals [CHI/STL/PHX/ARI]	28	26	2	56	28	26	2	56	0	0	0
Chargers	2	3	0	5	2	3	0	5	0	0	0
Chiefs	0	5	0	5	0	5	0	5	0	0	0
Colts [BAL/IND]	3	14	0	17	3	14	0	17	0	0	0
Cowboys	16	39	2	57	16	39	2	57	0	0	0
Dolphins	0	5	0	5	0	5	0	5	0	0	0
Eagles	42	40	2	84	41	40	2	83	1	0	1
Falcons	5	6	1	12	5	6	1	12	0	0	0
Giants	30	55	2	87	29	54	2	85	1	1	2
Jaguars	3	1	0	4	3	1	0	4	0	0	0
Jets	4	1	0	5	4	1	0	5	0	0	0
Oilers/Titans [HOU/TEN]	2	4	0	6	2	4	0	6	0	0	0
Packers	5	11	1	17	5	11	1	17	0	0	0
Panthers	2	4	0	6	2	4	0	6	0	0	0
Patriots	4	3	0	7	4	3	0	7	0	0	0
Raiders [LA/DAK]	3	3	0	6	3	3	0	6	0	0	0
Rams [CLE/LA/STL]	14	7	1	22	14	5	1	20	0	2	2
Ravens	1	1	0	2	1	1	0	2	0	0	0
Saints	9	4	0	13	9	4	0	13	0	0	0
Seahawks	7	3	0	10	7	1	0	8	0	2	2
Spartans/Lions [Portsmouth/DET]	9	11	0	20	9	11	0	20	0	0	0
Steelers	22	20	0	42	22	20	0	42	0	0	0
Texans	1	1	0	2	1	1	0	2	0	0	0
Vikings	6	6	0	12	5	4	0	9	1	2	3

DEFUNCT/COMBINED FRANCHISES	OVERALL				REGULAR SEASON				POSTSEASON		
	W	L	T	G	W	L	T	G	W	L	G
Baltimore Colts [1949-50]	1	0	0	1	1	0	0	1	0	0	0
Boston Yanks/New York Bulldogs	3	2	1	6	3	2	1	6	0	0	0
Brooklyn Dodgers/Tigers	7	4	2	13	7	4	2	13	0	0	0
Chi-Pitt Cards/Steelers	0	0	0	0	0	0	0	0	0	0	0
Phil-Pitt Steagles	0	0	1	1	0	0	1	1	0	0	0
Staten Island Stapletons	0	0	0	0	0	0	0	0	0	0	0

STARTING QBs BY DECADE (SINCE 1960)

RECORD AS REDSKINS' STARTING QUARTERBACK (REGULAR SEASON ONLY)

1960s

PLAYER	1960	1961	1962	1963	1964	1965	1966	1967	1968	1969	TOTAL
Ralph Guglielmi	1-8-2										1-8-2
Eagle Day	0-1										0-1
Norm Snead		1-12-1	5-7-2	3-11							9-30-3
Dick Shiner						0-1					0-1
Jim Ninowski									1-1		1-1
Sonny Jurgensen					6-8	6-7	7-7	5-6-3	4-8	7-5-2	35-41-5 [^] 52-51-5 [*]
	1-9-2	1-12-1	5-7-2	3-11	6-8	6-8	7-7	5-6-3	5-9	7-5-2	

[^]Decade Record // ^{*}Career Record

1970s

PLAYER	1970	1971	1972	1973	1974	1975	1976	1977	1978	1979	TOTAL
Sonny Jurgensen	6-8	1-0	4-0	3-1	3-1						17-10 [^] 52-51-5 [*]
Billy Kilmer		8-4-1	7-3	7-3	7-3	8-4	7-2	5-3	1-1		50-23-1
Randy Johnson						0-2					0-2
Joe Theismann							3-2	4-2	7-7	10-6	24-17 [^] 77-47 [*]
	6-8	9-4-1	11-3	10-4	10-4	8-6	10-4	9-5	8-8	10-6	

[^]Decade Record // ^{*}Career Record

1980s

PLAYER	1980	1981	1982	1983	1984	1985	1986	1987	1988	1989	TOTAL
Joe Theismann	6-9	8-8	8-1	14-2	11-5	6-5					53-30 [^] 77-47 [*]
Mike Kruczek	0-1										0-1
Jay Schroeder						4-1	12-4	8-2			24-7
Doug Williams								0-2	4-6	1-1	5-9
Ed Rubbert								3-0			3-0
Mark Rypien									3-3	9-5	12-8 [^] 45-27 [*]
	6-10	8-8	8-1	14-2	11-5	10-6	12-4	11-4	7-9	10-6	

[^]Decade Record // ^{*}Career Record

STARTING QBs BY DECADE (SINCE 1960)

1990s

PLAYER	1990	1991	1992	1993	1994	1995	1996	1997	1998	1999	TOTAL
Mark Rypien	7-3	14-2	9-7	3-7							33-19 [^] 45-27 [*]
Jeff Rutledge	0-1										0-1
Stan Humphries	3-2										3-2
Rich Gannon				1-3							1-3
Cary Conklin				0-2							0-2
Heath Shuler					1-7	3-2					4-9
John Friesz					1-3						1-3
Gus Frerotte					1-3	3-8	9-7	6-6-1	0-2		19-26-1
Jeff Hostetler								2-1			2-1
Trent Green									6-8		6-8
Brad Johnson										10-6	10-6 [^] 17-10 [*]
	10-6	14-2	9-7	4-12	3-13	6-10	9-7	8-7-1	6-10	10-6	

[^]Decade Record // ^{*}Career Record

2000s

PLAYER	2000	2001	2002	2003	2004	2005	2006	2007	2008	2009	TOTAL
Brad Johnson	7-4										7-4 [^] 17-10 [*]
Jeff George	1-4	0-2									1-6
Tony Banks		8-6									8-6
Danny Wuerffel			2-2								2-2
Shane Matthews			3-4								3-4
Patrick Ramsey			2-3	4-7	3-4	1-0					10-14
Tim Hasselbeck				1-4							1-4
Mark Brunell					3-6	9-6	3-6				15-18
Jason Campbell							2-5	6-7	8-8	4-12	20-32
Todd Collins								3-0			3-0
	8-8	8-8	7-9	5-11	6-10	10-6	5-11	9-7	8-8	4-12	

[^]Decade Record // ^{*}Career Record

2010s

PLAYER	2010	2011	2012	2013	2014	2015	2016	2017	2018	TOTAL
Donovan McNabb	5-8									5-8
Rex Grossman	1-2	5-8								6-10
John Beck		0-3								0-3
Robert Griffin III			9-6	3-10	2-5					14-21
Kirk Cousins			1-0	0-3	1-4	9-7	8-7-1	7-9		26-30-1
Colt McCoy					1-3				0-2	1-5
Alex Smith									6-4	6-4
Mark Sanchez									0-1	0-1
Josh Johnson									1-2	1-2
	6-10	5-11	10-6	3-13	4-12	9-7	8-7-1	7-9	7-9	

TITLES, GAMES AND ATTENDANCE

TITLES

DIVISION (15):1936, 1937, 1940, 1942, 1943, 1945, 1972, 1982, 1983, 1984, 1987, 1991, 1999, 2012, 2015
NFC (5):	1972 Defeated Cowboys 26-3, Dec. 31, 1972 (at RFK) 1982 Defeated Cowboys 31-17, Jan. 22, 1983 (at RFK) 1983 Defeated 49ers 24-21, Jan. 8, 1984 (at RFK) 1987 Defeated Vikings 17-10, Jan. 17, 1988 (at RFK) 1991 Defeated Lions 41-10, Jan. 12, 1992 (at RFK)
CHAMPIONSHIPS (5):	1937 (8-3 record) Defeated Bears 28-21, in title game 1942 (10-1 record) Defeated Bears 14-6, in title game 1982 Defeated Dolphins 27-17 in Super Bowl XVII 1987 Defeated Broncos 42-10 in Super Bowl XXII 1991 Defeated Bills 37-24 in Super Bowl XXVI
PLAYOFF BERTHS (24):1936, 1937, 1940, 1942, 1943, 1945, 1971, 1972, 1973, 1974, 1976, 1982, 1983,1984, 1986, 1987, 1990, 1991, 1992, 1999, 2005, 2007, 2012, 2015

GAMES

Regular Season Record (1932-2018):	600-590-28 (.504)
Playoff Record (1932-2015):	23-19 (.548)
Most Victories, Season:	1991 - 17 (14-2 regular season, 3-0 playoffs, 17-2 overall)
Best Winning Pct., Season:	1982 - .923 (8-1 regular season, 4-0 playoffs, 12-1 overall)
Worst Winning Pct., Season:	1961 - .077 (1-12-1 regular season)
Most Consecutive Victories:	14 (10/04/42 - 11/07/43)
Most Consecutive Games Without Defeat:	17 (10/04/42 - 11/28/43) - 16 wins, no losses, one tie
Most Consecutive Losses:	17 (10/30/60 - 11/19/61)
Most Consecutive Games Without Victory:	23 (10/16/60 - 12/17/61) - 20 losses, 3 ties

ATTENDANCE

All-Time Attendance, Home and Away, Regular and Postseason:	64,527,866
All-Time Attendance, Home and Away, Regular Season:	63,187,543
All-Time Attendance, Home and Away, Postseason:	2,477,962
All-Time Attendance, Home Games, Regular and Postseason:	33,079,823
All-Time Attendance, Home Games, Regular Season:	32,105,304
All-Time Attendance, Home Games, Postseason:	974,519
All-Time Attendance, Road Games, Regular and Postseason:	32,152,886
All-Time Attendance, Road Games, Regular Season:	31,082,239
All-Time Attendance, Road Games, Postseason:	1,070,647
All-Time Attendance, Neutral Sites, Postseason:	432,796
Highest Attendance, Any Site:	103,667 (Jan. 30, 1983, SB XVII at the Rose Bowl)
Highest Attendance, Home Game:	90,910 (Dec. 30, 2007, vs. Dallas at FedExField)
Highest Attendance, Road Game:	93,099 (Nov. 24, 2016, at Dallas at AT&T Stadium)
Highest Home Attendance, Single Season (Total):	721,671 (2012, including one postseason game)
Highest Home Attendance, Single Season (Average):	89,625 (2005)
Highest Regular Season Home Attendance, Single Season (Total):	716,999 (2005)
Highest Regular Season Home Attendance, Single Season (Average):	89,625 (2005)

HOME STADIUM BREAKDOWN

FACILITY	G	TOTAL	AVG.	RECORD	ALL-TIME			REGULAR SEASON			POSTSEASON	
					W	L	T	W	L	T	W	L
Braves Field (1932)	6	63,500	10,583	18,000	2	3	1	2	3	1	0	0
Fenway Park (1933-36)	27	355,923	13,182	26,000	14	13	0	14	13	0	0	0
Griffith Stadium (1937-60)	145	4,119,319	28,409	47,457	81	58	6	80	57	6	1	1
RFK Stadium (1961-96)	278	14,260,098	51,295	65,454	173	102	3	162	101	3	11	1
FedExField (1997-Present)	179	14,280,983	79,782	90,910	85	85	1	84	83	1	1	2
TOTAL	635	33,079,823	52,094	90,910	358	266	11	345	262	11	13	4

TOP TENS: CAREER

GAMES PLAYED

PLAYER	YEARS	GAMES
1 Darrell Green	1983-02	295
2 Monte Coleman	1979-94	215
3 Art Monk	1980-93	205
4 Dave Butz	1975-88	203
5 Len Hauss	1964-77	196
6 Don Warren	1979-92	193
7 Chris Hanburger	1965-78	187
8 Jeff Bostic	1980-93	184
9 Mark Moseley	1974-86	182
10 Mike Bragg	1968-79	172

SCORING

PLAYER	YEARS	PTS.	TD	PAT.	FGM	2-PT.
1 Mark Moseley	1974-86	1,206	0	417	263	0
2 Chip Lohmiller	1988-94	787	0	262	175	0
3 Charley Taylor	1964-77	540	90	0	0	0
4 John Riggins	1976-85	510	85	0	0	0
5 Curt Knight	1969-73	475	0	172	101	0
6 Dustin Hopkins	2015-18	415	0	118	99	0
7 Art Monk	1980-93	390	65	0	0	0
8 Jerry Smith	1965-77	360	60	0	0	0
9t Gary Clark	1985-92	348	58	0	0	0
9t Hugh Taylor	1947-54	348	58	0	0	0

TOTAL TOUCHDOWNS

PLAYER	YEARS	TD
1 Charley Taylor	1964-77	90
2 John Riggins	1976-85	85
3 Art Monk	1980-93	65
4 Jerry Smith	1965-77	60
5 Gary Clark	1985-92	58
5t Hugh Taylor	1947-54	58
7 Larry Brown	1969-76	55
8 Bobby Mitchell	1962-68	53
9 Clinton Portis	2004-10	49
10t Stephen Davis	1996-02	48
10t Santana Moss	2005-14	48



RUSHING YARDS

PLAYER	YEARS	YDS.	ATT.	AVG.	LG.	TD
1 John Riggins	1976-85	7,472	1,988	3.8	66t	79
2 Clinton Portis	2004-10	6,824	1,667	4.1	78	46
3 Larry Brown	1969-76	5,875	1,530	3.8	75t	35
4 Stephen Davis	1996-02	5,790	1,383	4.2	76t	45
5 Alfred Morris	2012-15	4,713	1,078	4.4	48	29
6 Terry Allen	1995-98	4,086	1,043	3.9	49t	37
7 Earnest Byner	1989-93	3,950	990	4.0	32	25
8 Cliff Battles	1932-37	3,511	839	4.2	-	23
9 Mike Thomas	1975-78	3,359	878	3.8	34	15
10 Ladell Betts	2002-09	3,176	776	4.1	27	13

RUSHING ATTEMPTS

PLAYER	YEARS	ATT.
1 John Riggins	1976-85	1,988
2 Clinton Portis	2004-10	1,667
3 Larry Brown	1969-76	1,530
4 Stephen Davis	1996-02	1,383
5 Alfred Morris	2012-15	1,078
6 Terry Allen	1995-98	1,043
7 Earnest Byner	1989-93	990
8 Mike Thomas	1975-78	878
9 Cliff Battles	1932-37	839
10 Ladell Betts	2002-09	776

RUSHING TOUCHDOWNS

PLAYER	YEARS	TD
1 John Riggins	1976-85	79
2 Clinton Portis	2004-10	46
3 Stephen Davis	1996-02	45
4 Terry Allen	1995-98	37
5 Larry Brown	1969-76	35
6 George Rogers	1965-67	31
7 Alfred Morris	2012-15	29
8 Earnest Byner	1989-93	25
9 Cliff Battles	1932-37	23
10 Don Bosseler	1957-64	22

PASSING YARDS

PLAYER	YEARS	YDS.	ATT.	COMP.	PCT.
1 Joe Theismann	1974-85	25,206	3,602	2,044	56.7
2 Sonny Jurgensen	1964-74	22,585	3,155	1,831	58.0
3 Sammy Baugh	1937-52	21,886	2,995	1,693	56.5
4 Kirk Cousins	2012-17	16,206	2,096	1,372	65.5
5 Mark Rypien	1988-93	15,928	2,207	1,244	56.4
6 Billy Kilmer	1971-78	12,352	1,791	953	53.2
7 Jason Campbell	2006-09	10,860	1,637	1,002	61.2
8 Gus Frerotte	1994-98	9,769	1,422	744	52.3
9 Norm Snead	1961-63	8,306	1,092	531	48.6
10 Robert Griffin III	2012-14	8,097	1,063	679	63.9

PASS ATTEMPTS

PLAYER	YEARS	ATT.
1 Joe Theismann	1974-85	3,602
2 Sonny Jurgensen	1964-74	3,155
3 Sammy Baugh	1937-52	2,995
4 Mark Rypien	1988-93	2,207
5 Kirk Cousins	2012-17	2,096
6 Billy Kilmer	1971-78	1,791
7 Jason Campbell	2006-09	1,637
8 Gus Frerotte	1994-98	1,422
9 Eddie LeBaron	1952-59	1,104
10 Norm Snead	1961-63	1,092

TOP TENS: CAREER

PASS COMPLETIONS

PLAYER	YEARS	COMP.
1 Joe Theismann	1974-95	2,044
2 Sonny Jurgensen	1964-74	1,831
3 Sammy Baugh	1937-52	1,693
4 Kirk Cousins	2012-17	1,372
5 Mark Rypien	1988-93	1,244
6 Jason Campbell	2006-09	1,002
7 Billy Kilmer	1971-78	953
8 Gus Frotte	1994-98	744
9 Robert Griffin III	2012-14	679
10 Brad Johnson	1999-00	544

PASSING TOUCHDOWNS

PLAYER	YEARS	TD
1 Sammy Baugh	1937-52	187
2 Sonny Jurgensen	1964-74	179
3 Joe Theismann	1974-85	160
4 Billy Kilmer	1971-78	103
5 Mark Rypien	1988-93	101
6 Kirk Cousins	2012-17	99
7 Eddie LeBaron	1952-59	59
8 Jason Campbell	2006-09	55
9 Gus Frotte	1994-98	48
10 Norm Snead	1961-63	46

RECEIVING YARDS

PLAYER	YEARS	YDS.
1 Art Monk	1980-93	12,026
2 Charley Taylor	1964-77	9,110
3 Gary Clark	1985-92	8,742
4 Santana Moss	2005-14	7,867
5 Bobby Mitchell	1962-68	6,492
6 Ricky Sanders	1986-93	5,854
7 Jerry Smith	1965-77	5,496
8 Hugh Taylor	1947-54	5,233
9 Chris Cooley	2004-12	4,711
10 Pierre Garçon	2012-16	4,549

RECEPTIONS

PLAYER	YEARS	REC.	YDS.	AVG.	LG.	TD
1 Art Monk	1980-93	888	12,026	13.5	79t	65
2 Charley Taylor	1964-77	649	9,110	14.0	88t	79
3 Santana Moss	2005-14	581	7,867	13.5	78t	47
4 Gary Clark	1985-92	549	8,742	15.9	84t	58
5 Chris Cooley	2004-12	429	4,711	11.0	66t	33
6 Jerry Smith	1965-77	421	5,496	13.1	56	60
7 Ricky Sanders	1986-93	414	5,854	14.1	71	36
8 Bobby Mitchell	1962-68	393	6,492	16.5	99t	49
9 Pierre Garçon	2012-16	376	4,549	12.1	88t	21
10 Jordan Reed	2013-18	329	3,371	10.2	38	24

RECEIVING TOUCHDOWNS

PLAYER	YEARS	TD
1 Charley Taylor	1964-77	79
2 Art Monk	1980-93	65
3 Jerry Smith	1965-77	60
4t Gary Clark	1985-92	58
4t Hugh Taylor	1947-54	58
6 Bobby Mitchell	1962-68	49
7 Santana Moss	2005-14	47
8 Ricky Sanders	1986-93	36
9 Chris Cooley	2004-12	33
10t Michael Westbrook	1995-01	24
10t Jordan Reed	2013-18	24



SACKS (SINCE 1982)

PLAYER	YEARS	SACKS
1 Dexter Manley	1981-89	*91.0
2 Ryan Kerrigan	2011-18	84.5
3 Charles Mann	1983-93	82.0
4 Monte Coleman	1979-94	*43.5
5 Ken Harvey	1994-98	41.5
6 Brian Orakpo	2009-14	40.0
7 Dave Butz	1975-88	*35.5
8 Andre Carter	2006-10	34.0
9 Bruce Smith	2000-03	29.0
10 Darryl Grant	1981-90	*27.0

* Incomplete Data (stat was not official until 1982)

INTERCEPTIONS

PLAYER	YEARS	INT.	YDS.	AVG.	LG.	TD
1 Darrell Green	1983-02	54	621	11.5	*83t	6
2 Brig Owens	1966-77	36	686	19.1	*60t	3
3 Sammy Baugh	1937-52	*31	*491	*15.8	*74	0
4 Mike Bass	1969-75	30	478	15.9	68t	3
5 Joe Lavender	1976-82	*29	*338	*11.7	*51t	1
6 Paul Krause	1964-67	28	333	11.9	43	1
7t Pat Fischer	1968-77	27	412	15.3	*67	1
7t Mark Murphy	1977-84	27	282	10.4	*48	0
9 Ken Houston	1973-80	24	248	10.3	*37	0
10 DeAngelo Hall	2008-13	23	369	16.0	92t	3

FIELD GOAL PCT. (MIN. 50 ATT.)

PLAYER	YEARS	PCT.
1 Kai Forbath	2012-15	87.0 (60-69)
2 Dustin Hopkins	2015-18	85.3 (99-116)
3 Shaun Suisham	2006-09	80.2 (81-101)
4 John Hall	2003-06	78.3 (54-69)
5 Brett Conway	1998-02	75.4 (52-69)
6 Graham Gano	2009-11	73.8 (36-59)
7 Scott Blanton	1996-98	73.3 (44-60)
8 Chip Lohmiller	1988-94	71.4 (175-245)
9 Mark Moseley	1974-86	66.2 (263-397)
10 Curt Knight	1969-73	57.7 (101-175)

TOP TENS: CAREER

FIELD GOALS MADE

PLAYER	YEARS	FG
1 Mark Moseley	1974-86	263
2 Chip Lohmiller	1988-94	175
3 Curt Knight	1969-73	101
4 Dustin Hopkins	2015-18	99
5 Shaun Suisham	2006-09	81
6 Kai Forbath	2012-15	60
7 Graham Gano	2009-11	59
8t Sam Baker	1953-59	54
8t John Hall	2003-06	54
10 Brett Conway	1998-02	52

PUNTING AVERAGE (MIN. 50 PUNTS)

PLAYER	YEARS	AVG.
1 Tress Way	2014-18	46.0
2 Sammy Baugh	1937-52	45.1
3 Reggie Roby	1993-94	44.3
4 Tom Tupa	2004	44.1
5 Matt Turk	1995-99	43.8
6 Sam Baker	1953-59	43.4
7 Sav Rocca	2011-13	42.9
8t Steve Cox	1985-88	42.0
8t Eagle Day	1950-60	42.0
8t Pat Richter	1963-70	42.0

PUNTING YARDS

PLAYER	YEARS	YDS.
1 Mike Bragg	1968-79	35,746
2 Matt Turk	1995-99	16,981
3 Tress Way	2014-18	16,467
4 Sammy Baugh	1937-52	15,245
5 Pat Richter	1963-70	14,183
6 Sam Baker	1953-59	9,673
7 Derrick Frost	2005-07	9,617
8 Sav Rocca	2011-13	9,352
9 Bryan Barker	2001-03	9,048
10 Steve Cox	1985-88	8,238

PUNTS

PLAYER	YEARS	PUNTS
1 Mike Bragg	1968-79	896
2 Matt Turk	1995-99	388
3 Tress Way	2014-18	358
4t Sammy Baugh	1937-52	338
4t Pat Richter	1963-70	338
6 Derrick Frost	2005-07	232
7 Sam Baker	1953-59	223
8 Bryan Barker	2001-03	222
9 Sav Rocca	2011-13	218
10 Jeff Hayes	1982-85	211

KICKOFF RETURN YARDS

PLAYER	YEARS	YDS.	KR	AVG.	LG.	TD
1 Brian Mitchell	1990-99	9,586	421	22.8	101t	2
2 Rock Cartwright	2002-09	5,332	222	24.4	100t	1
3 Mike Nelms	1980-84	4,128	175	23.6	84	0
4 Dick James	1956-63	3,949	155	25.5	72	0
5 Brandon Banks	2010-12	2,856	119	24.0	96t	1
6 Rickie Harris	1965-70	2,326	102	22.8	54	0
7 Eddie Saenz	1946-51	2,191	83	23.6	94t	2
8 Ladell Betts	2002-09	2,062	86	24.0	94t	1
9 James Thrash	below*	1,903	85	22.5	95t	1
10 Larry Jones	1974-77	1,816	73	24.9	102t	1

*1997-2000, 2004-09

PUNT RETURN YARDS

PLAYER	YEARS	YDS.	PR	AVG.	LG.	TD
1 Brian Mitchell	1990-99	3,476	317	11.0	84t	7
2 Mike Nelms	1980-84	1,948	212	9.2	75t	2
3 Eddie Brown	1975-77	1,150	111	10.4	*71t	1
4 Rickie Harris	1965-70	1,005	119	8.4	86t	3
5 Brandon Banks	2010-12	937	100	9.4	55	0
6 Antwaan Randle El	2006-09	907	129	7.0	87t	1
7 Dick James	1956-63	794	98	8.1	39	0
8 Jamison Crowder	2015-18	677	86	7.9	85t	1
9 Eddie Saenz	1946-51	643	59	10.9	*32	0
10 Andy Farkas	1938-44	*630	*52	*12.1	*59	1



TOP TENS: SINGLE-SEASON

SCORING

PLAYER	YEAR	PTS.	TD	PAT	FGM	2-PT
1 Mark Moseley	1983	161	0	62	33	0
2 Chip Lohmiller	1991	149	0	56	31	0
3 John Riggins	1983	144	24	0	0	0
4 Dustin Hopkins	2016	138	0	36	34	0
5 Chip Lohmiller	1990	131	0	41	30	0
6 Chip Lohmiller	1989	128	0	41	29	0
7 Terry Allen	1996	126	21	0	0	0
8t Chip Lohmiller	1992	120	0	30	30	0
8t Mark Moseley	1984	120	0	48	24	0
9t Graham Gano	2011	118	0	25	31	0
9t Scott Blanton (R)	1996	118	0	40	26	0

TOTAL TOUCHDOWNS

PLAYER	YEAR	TD
1 John Riggins	1983	24
2 Terry Allen	1996	21
3 George Rogers	1986	18
4 Stephen Davis	1999	17
5 Charley Taylor	1966	15
6t Larry Brown	1973	14
6t John Riggins	1984	14
8t John Riggins	1981	13
8t Alfred Morris	2012	13
10t Seven players tied		12

RUSHING YARDS

PLAYER	YEAR	YDS.	ATT.	AVG.	LG	TD
1 Alfred Morris	2012	1,613	335	4.8	39t	13
2 Clinton Portis	2005	1,516	352	4.3	47t	11
3 Clinton Portis	2008	1,487	342	4.3	31	9
4 Stephen Davis	2001	1,432	356	4.0	32	5
5 Stephen Davis	1999	1,405	290	4.8	76t	17
6 Terry Allen	1996	1,353	347	3.9	49t	21
7 John Riggins	1983	1,347	375	3.6	44	24
8 Stephen Davis	2000	1,318	332	4.0	50t	11
9 Clinton Portis	2004	1,315	343	3.8	64t	5
10 Terry Allen	1995	1,309	338	3.9	28	10

RUSHING ATTEMPTS

PLAYER	YEAR	ATT.
1 John Riggins	1983	375
2 Stephen Davis	2001	356
3 Clinton Portis	2005	352
4 Terry Allen	1996	347
5 Clinton Portis	2004	343
6 Clinton Portis	2008	342
7 Terry Allen	1995	338
8 Alfred Morris (R)	2012	335
9 Stephen Davis	2000	332
10 John Riggins	1984	327

RUSHING TOUCHDOWNS

PLAYER	YEAR	TD
1 John Riggins	1983	24
2 Terry Allen	1996	21
3 George Rogers	1986	18
4 Stephen Davis	1999	17
5 John Riggins	1984	14
6t John Riggins	1981	13
6t Alfred Morris	2012	13
8t Stephen Davis	2000	11
8t Clinton Portis	2005	11
8t Clinton Portis	2007	11
8t Gerald Riggs	1991	11

PASSING YARDS

PLAYER	YEAR	YDS.	ATT	COMP	TD	INT
1 Kirk Cousins	2016	4,917	608	406	25	12
2 Kirk Cousins	2015	4,166	543	379	29	11
3 Jay Schroeder	1986	4,109	541	276	22	22
4 Kirk Cousins	2017	4,083	540	347	27	13
5 Brad Johnson	1999	4,005	519	316	24	13
6 Mark Rypien	1989	3,768	476	280	22	13
7 Sonny Jurgensen	1967	3,747	508	288	31	16
8 Joe Theismann	1983	3,714	459	276	29	11
9 Jason Campbell	2009	3,618	507	327	20	15
10 Joe Theismann	1981	3,568	496	293	19	20

PASS ATTEMPTS

PLAYER	YEAR	ATT.
1 Kirk Cousins	2016	608
2 Kirk Cousins	2015	543
3 Jay Schroeder	1986	541
4 Kirk Cousins	2017	540
5 Brad Johnson	1999	519
6 Trent Green	1998	509
7 Sonny Jurgensen	1967	508
8 Jason Campbell	2009	507
9 Jason Campbell	2008	506
10 Joe Theismann	1981	496

PASS COMPLETIONS

PLAYER	YEARS	COMP.
1 Kirk Cousins	2016	406
2 Kirk Cousins	2015	379
3 Kirk Cousins	2017	347
4 Jason Campbell	2009	327
5 Brad Johnson	1999	316
6 Jason Campbell	2008	315
7 Joe Theismann	1981	293
8 Sonny Jurgensen	1967	288
9 Joe Theismann	1984	283
10 Mark Rypien	1989	280

PASSING TOUCHDOWNS

PLAYER	YEARS	TD
1t Sonny Jurgensen	1967	31
2t Kirk Cousins	2015	29
2t Joe Theismann	1983	29
4t Sonny Jurgensen	1966	28
4t Mark Rypien	1991	28
6 Kirk Cousins	2017	27
7t Sammy Baugh	1947	25
7t Kirk Cousins	2016	25
9t Brad Johnson	1999	24
9t Sonny Jurgensen	1964	24
9t Joe Theismann	1984	24

PASSER RATING

PLAYER	YEAR	RATING
1 Sammy Baugh	1945	109.9
2 Robert Griffin III (R)	2012	102.4
3 Kirk Cousins	2015	101.6
4 Mark Rypien	1991	97.9
5 Kirk Cousins	2016	97.2
6 Joe Theismann	1983	97.0
7 Kirk Cousins	2017	93.9
8 Sammy Baugh	1947	92.0
9 Sonny Jurgensen	1970	91.5
10 Joe Theismann	1982	91.3

TOP TENS: SINGLE-SEASON

RECEIVING YARDS

PLAYER	YEAR	YDS.
1 Santana Moss	2005	1,483
2 Bobby Mitchell	1963	1,436
3 Henry Ellard	1994	1,397
4 Bobby Mitchell	1962	1,384
5 Art Monk	1984	1,372
6 Pierre Garçon	2013	1,346
7 Gary Clark	1991	1,340
8 Gary Clark	1986	1,265
9 Gary Clark	1989	1,229
10 Art Monk	1985	1,226

RECEPTIONS

PLAYER	YEAR	REC.
1 Pierre Garçon	2013	113
2 Art Monk	1984	106
3 Santana Moss	2010	93
4 Art Monk	1985	91
5 Laveranues Coles	2004	90
6 Jordan Reed	2015	87
7 Art Monk	1989	86
8 Santana Moss	2005	84
9 Chris Cooley	2008	83
10 Laveranues Coles	2003	82

RECEIVING TOUCHDOWNS

PLAYER	YEAR	TD
1t Ricky Sanders	1988	12
1t Jerry Smith	1967	12
1t Charley Taylor	1966	12
1t Hugh Taylor	1952	12
5t Jordan Reed	2015	11
5t Bobby Mitchell	1962	11
7t Gary Clark	1991	10
7t Bobby Mitchell	1964	10
9t Gary Clark	1989	9
9t Bobby Mitchell	1966	9
9t Santana Moss	2005	9
9t Pat Richter	1968	9
9t Jerry Smith	1969	9
9t Jerry Smith	1970	9
9t Charley Taylor	1967	9
9t Hugh Taylor	1949	9
9t Hugh Taylor	1950	9
9t Michael Westbrook	1999	9

SACKS (SINCE 1982)

PLAYER	YEAR	SACKS
1 Dexter Manley	1986	18.5
2 Dexter Manley	1985	15.0
3 Charles Mann	1985	14.5
4t Ryan Kerrigan	2014	13.5
4t Ken Harvey	1994	13.5
4t Dexter Manley	1984	13.5
7t Ryan Kerrigan	2018	13.0
7t Ryan Kerrigan	2017	13.0
9 Marco Coleman	2000	12.5
10t Dave Butz	1983	11.5
10t Charles Mann	1991	11.5
12t Ryan Kerrigan	2016	11.0
12t Andre Carter	2009	11.0
12t Brian Drakpo (R)	2009	11.0
12t LaVar Arrington	2002	11.0
12t Dexter Manley	1983	11.0
12t Rich Owens	1996	11.0

INTERCEPTIONS

PLAYER	YEAR	INT.
1 Dan Sandifer (R)	1948	13
2 Paul Krause (R)	1964	12
3 Sammy Baugh	1943	11
4 Don Doll	1953	10
5t Dick Alban	1954	10
5t Mark Murphy	1983	9
5t Lemar Parrish	1979	9
5t Barry Wilburn	1987	9
9t Mike Bass	1971	8
9t Norb Hecker	1956	8
9t Paul Krause	1967	8
9t Joe Lavender	1976	8
9t Brig Owens	1968	8

FIELD GOAL PCT. (MIN. 1 FGA/G)

PLAYER	YEAR	PCT.
1 Mark Moseley	1982	95.2 (20-21)
2 Kai Forbath	2012	94.4 (17-18)
3 Dustin Hopkins	2018	89.7 (26-29)
4 Dustin Hopkins	2015	89.3 (25-28)
5 Kai Forbath	2014	88.9 (24-27)
6 Shaun Suisham	2009	85.7 (18-21)
7 Shaun Suisham	2007	82.9 (29-35)
8 Dustin Hopkins	2017	82.4 (14-17)
9 Kai Forbath	2013	81.8 (18-22)
10 Scott Blanton (R)	1996	81.3 (26-32)

FIELD GOALS MADE

PLAYER	YEAR	FG
1 Dustin Hopkins	2016	34
2 Mark Moseley	1983	33
3t Graham Gano	2011	31
3t Chip Lohmiller	1991	31
5t Chip Lohmiller	1990	30
5t Chip Lohmiller	1992	30
7t Curt Knight	1971	29
7t Chip Lohmiller	1989	29
7t Shaun Suisham	2007	29
10 Eddie Murray	1995	27

PUNTING AVERAGE

PLAYER	YEAR	AVG.
1 Sammy Baugh	1940	51.4
2 Sammy Baugh	1941	48.7
3 Sammy Baugh	1942	48.2
4 Tress Way	2014	47.5
5 Tress Way	2015	46.1
6 Sammy Baugh	1943	45.9
7 Tress Way	2017	45.7
8 Sam Baker	1959	45.5
9 Sam Baker	1958	45.4
10 Tress Way	2018	45.3

TOP TENS: SINGLE-SEASON

NET PUNTING AVERAGE (SINCE 1976)

	PLAYER	YEAR	AVG.
1	Tress Way	2018	41.5
2	Tress Way	2014	40.0
3	Tress Way	2015	39.8
4t	Matt Turk	1997	39.2
4t	Matt Turk	1996	39.2
6t	Tress Way	2017	39.0
6t	Sav Rocca	2011	39.0
6t	Matt Turk	1998	39.0
9	Tress Way	2016	38.9
10	Matt Turk	1995	37.7

PUNTING YARDS

	PLAYER	YEAR	YDS.
1	Tom Tupa	2004	4,544
2	Matt Turk	1998	4,103
3	Mike Bragg	1978	4,056
4	Tress Way	2017	3,794
5	Matt Turk	1997	3,788
6	Pat Richter	1964	3,749
7	Bryan Barker	2001	3,747
8	Tress Way	2014	3,659
9	Reggie Roby	1994	3,639
10	Tress Way	2018	3,581

PUNTS

	PLAYER	YEAR	PUNTS
1t	Mike Bragg	1978	103
1t	Tom Tupa	2004	103
3	Matt Turk	1998	93
4t	Mike Bragg	1977	91
4t	Pat Richter	1964	91
6t	Bryan Barker	2001	90
6t	Mike Bragg	1976	90
8	Mike Connell	1980	85
9t	Bryan Barker	2003	84
9t	Sav Rocca	2013	84
9t	Matt Turk	1997	84

KICKOFF RETURN AVERAGE

	PLAYER	YEAR	AVG.	ATT.	YDS.	LG	TD
1	Mike Nelms	1981	29.7	37	1,099	84	0
2	Dick James	1961	29.4	21	617	48	0
3	Larry Jones (R)	1974	29.2	23	672	102t	1
4	Herb Mul-Key	1973	28.1	36	1,011	97t	1
5	Joe Scudero	1955	28.0	25	699	94t	1
6	Dick James	1962	27.8	32	889	72	0
7	Dick James	1963	27.7	30	830	48	0
8	Eddie Saenz	1947	27.5	29	797	94t	2
9	Speedy Duncan	1971	26.8	27	724	48	0
10	Dale Atkeson (R)	1954	26.0	24	623	99t	1

KICKOFF RETURN YARDS

	PLAYER	YEAR	YARDS
1	Rock Cartwright	2006	1,541
2	Brian Mitchell	1994	1,478
3	Brian Mitchell	1995	1,408
4	Rock Cartwright	2007	1,339
5	Brian Mitchell	1998	1,337
6	Rock Cartwright	2008	1,307
7	Brian Mitchell	1996	1,258
8	Brandon Banks	2011	1,174
9	Brandon Banks (R)	2010	1,155
10	Michael Bates	2001	1,150

PUNT RETURN AVERAGE

	PLAYER	YEAR	ATT.	YDS.	AVG.	LG	TD
1	Johnny Williams (R)	1952	24	366	15.3	74t	2
2	Brian Mitchell	1994	32	452	14.1	78t	2
3	Eddie Brown	1976	48	646	13.5	71t	1
4	Brian Mitchell	1991	45	600	13.3	69t	2
5	Eddie Saenz	1947	24	308	12.8	30	0
6	Brian Mitchell	1995	25	315	12.6	59t	1
7	Eric Metcalf	2001	33	412	12.5	89t	1
8	Rickie Harris (R)	1965	31	377	12.2	57t	1
9	Jamison Crowder	2016	27	328	12.1	85t	1
10	Steve Bagarus (R)	1945	21	251	12.0	28	0

PUNT RETURN YARDS

	PLAYER	YEAR	YARDS
1	Eddie Brown	1976	646
2	Brian Mitchell	1991	600
3	Brian Mitchell	1998	506
4	Mike Nelms	1981	492
5	Mike Nelms	1980	487
6t	Eddie Brown	1977	452
6t	Brian Mitchell	1994	452
8	Tony Green (R)	1978	443
9	Brian Mitchell	1997	442
10	Brandon Banks (R)	2010	431

YEAR-BY-YEAR STAT COMPARISON

OPP. YEAR	SCORING			RUSHING			PASSING			DWN-OPP			DWN-OPP			DWN-OPP			DWN-OPP					
	Pts	Yds	TD	Att	Yds	TD	Att	Yds	TD	Att	Yds	TD	Att	Yds	TD	Att	Yds	TD	Att	Yds	TD	Att	Yds	TD
1992	55-79	1,249	92	304	1,249	4	92	106-162	18.5	311-444	213	18.5	311-444	15	23	514-1,312	17	15	514-1,312	17	15	514-1,312	17	15
1993	103-97	2,258-1,159	106-162	466-329	2,258-1,159	4	106-162	138-159	33-72	311-444	514-1,312	33-72	311-444	25-24	23	49-81	1-7	25	49-81	1-7	25	49-81	1-7	25
1994	85-81	1,668-1,715	138-159	415-418	1,668-1,715	10-5	138-159	175-167	35-45	254-263	499-682	35-45	254-263	22-18	4	3-3-4-3	4-8	22	3-3-4-3	4-8	22	3-3-4-3	4-8	22
1995	105-123	1,271-988	175-167	447-404	1,271-988	5-5	175-167	222-171	48-68	360-313	767-928	48-68	360-313	35-29	5	4-4-5-6	3-4	35	4-4-5-6	3-4	35	4-4-5-6	3-4	35
1996	149-110	1,454-1,148	435-434	435-434	1,454-1,148	8-3	435-434	222-171	77-62	360-313	1,316-954	77-62	360-313	20-17	5	5-2-4-8	5-7	20	5-2-4-8	5-7	20	5-2-4-8	5-7	20
1997	195-120	1,604-1,149	430-352	388-427	1,604-1,149	10-9	430-352	248-195	99-66	446-366	1,316-954	99-66	446-366	29-19	11	5-9-5-5	9-9	29	5-9-5-5	9-9	29	5-9-5-5	9-9	29
1998	148-154	1,424-1,231	372-29	388-427	1,424-1,231	10-9	372-29	248-195	114-69	460-354	1,536-943	114-69	460-354	29-19	11	6-2-4-8	9-9	29	6-2-4-8	9-9	29	6-2-4-8	9-9	29
1999	242-94	1,693-989	410-412	410-412	1,693-989	12-5	410-412	248-195	114-69	460-354	1,536-943	114-69	460-354	29-19	11	6-2-4-8	9-9	29	6-2-4-8	9-9	29	6-2-4-8	9-9	29
2000	223-129	1,402-1,075	400-362	400-362	1,402-1,075	15-5	400-362	244-287	144-125	580-436	1,887-1,782	144-125	580-436	18-11	18	8-9-4-6	18-11	18	8-9-4-6	18-11	18	8-9-4-6	18-11	18
2001	176-174	1,087-1,110	262-229	406-410	1,087-1,110	8-16	262-229	244-287	144-125	580-436	1,887-1,782	144-125	580-436	22-18	18	7-7-6-2	18-11	22	7-7-6-2	18-11	22	7-7-6-2	18-11	22
2002	227-102	1,521-948	372-23	407-487	1,521-948	8-5	372-23	262-229	134-103	511-450	1,563-1,338	134-103	511-450	30-23	11	6-0-5-8	11-14	30	6-0-5-8	11-14	30	6-0-5-8	11-14	30
2003	229-137	1,085-1,330	320-406	320-406	1,085-1,330	7-10	320-406	259-188	137-81	533-375	1,600-1,093	137-81	533-375	17-19	16	6-2-5-1	16-5	17	6-2-5-1	16-5	17	6-2-5-1	16-5	17
2004	169-180	904-1,492	342-409	342-409	904-1,492	6-5	342-409	259-188	170-84	569-447	1,837-1,026	170-84	569-447	20-26	24	7-2-5-3	24-9	20	7-2-5-3	24-9	20	7-2-5-3	24-9	20
2005	209-121	1,708-1,003	394-337	394-337	1,708-1,003	15-8	394-337	228-209	146-95	640-455	2,021-1,166	146-95	640-455	11-16	17	8-1-5-4	12-9	11	8-1-5-4	12-9	11	8-1-5-4	12-9	11
2006	171-191	1,492-1,103	343-27	343-27	1,492-1,103	10-16	343-27	221-216	112-101	507-468	1,618-1,342	112-101	507-468	22-24	10	7-3-6-2	10-10	22	7-3-6-2	10-10	22	7-3-6-2	10-10	22
2007	295-367	1,343-1,546	384-409	384-409	1,343-1,546	11-18	384-409	416-282	231-146	555-518	3,336-2,422	231-146	555-518	18-21	28	8-0-6-6	28-26	18	8-0-6-6	28-26	18	8-0-6-6	28-26	18
2008	291-287	1,603-1,958	434-482	434-482	1,603-1,958	11-17	434-482	360-288	202-135	561-467	2,861-1,953	202-135	561-467	26-24	24	8-0-6-8	24-20	26	8-0-6-8	24-20	26	8-0-6-8	24-20	26
2009	232-326	1,579-2,316	37-41	407-487	1,579-2,316	14-23	37-41	394-316	197-148	500-468	2,816-2,409	197-148	500-468	29-18	22	7-2-7-6	22-24	29	7-2-7-6	22-24	29	7-2-7-6	22-24	29
2010	183-296	1,773-1,944	410-462	410-462	1,773-1,944	10-17	410-462	314-328	154-145	490-442	2,093-2,278	154-145	490-442	25-19	18	6-7-6-9	18-19	25	6-7-6-9	18-19	25	6-7-6-9	18-19	25
2011	240-287	1,515-2,093	39-45	547-464	1,515-2,093	14-20	39-45	226-295	99-140	438-474	1,508-2,104	99-140	438-474	21-18	21	6-8-7-1	8-16	21	6-8-7-1	8-16	21	6-8-7-1	8-16	21
2012	183-296	1,655-1,817	467-428	467-428	1,655-1,817	35-42	467-428	286-275	147-121	514-440	2,127-1,817	147-121	514-440	29-27	29	6-2-5-8	12-6	29	6-2-5-8	12-6	29	6-2-5-8	12-6	29
2013	209-215	1,726-1,886	413-455	413-455	1,726-1,886	42-41	413-455	278-350	107-171	385-489	1,736-1,950	107-171	385-489	32-16	32	7-1-7-9	15-33	32	7-1-7-9	15-33	32	7-1-7-9	15-33	32
2014	207-432	1,626-1,888	427-400	427-400	1,626-1,888	38-47	427-400	257-387	116-127	451-561	1,818-3,060	116-127	451-561	18-19	18	6-0-6-4	11-17	18	6-0-6-4	11-17	18	6-0-6-4	11-17	18
2015	246-222	2,000-1,275	478-391	478-391	2,000-1,275	17-8	478-391	257-340	101-165	393-485	1,549-2,169	101-165	393-485	21-19	21	6-0-6-4	11-17	21	6-0-6-4	11-17	21	6-0-6-4	11-17	21
2016	183-225	1,743-1,570	501-446	501-446	1,743-1,570	5-15	501-446	215-240	104-220	484-500	1,335-1,739	104-220	484-500	18-18	18	6-2-7-2	11-11	18	6-2-7-2	11-11	18	6-2-7-2	11-11	18
2017	251-230	1,877-1,567	500-394	500-394	1,877-1,567	17-11	500-394	201-262	109-135	542-515	1,741-2,193	109-135	542-515	13-16	13	8-7-6-4	11-18	13	8-7-6-4	11-18	13	8-7-6-4	11-18	13
2018	214-268	1,673-1,734	41-4-4	422-404	1,673-1,734	41-4-4	422-404	251-300	121-185	482-510	1,989-2,782	121-185	482-510	17-16	17	7-9-9-3	14-21	17	7-9-9-3	14-21	17	7-9-9-3	14-21	17
2019	185-350	1,854-2,214	47-5-5	422-404	1,854-2,214	9-9	47-5-5	294-319	121-185	426-560	1,824-2,606	121-185	426-560	23-13	23	6-4-8-2	13-26	23	6-4-8-2	13-26	23	6-4-8-2	13-26	23
2020	148-257	1,313-1,502	3-2-4	361-412	1,313-1,502	3-2-4	361-412	274-321	147-169	536-526	1,816-2,768	147-169	536-526	23-15	23	6-6-8-8	9-24	23	6-6-8-8	9-24	23	6-6-8-8	9-24	23
2021	174-392	1,072-1,550	30-3-8	361-412	1,072-1,550	30-3-8	361-412	420-409	189-238	450-582	2,566-3,489	189-238	450-582	29-26	29	6-1-8-5	12-37	29	6-1-8-5	12-37	29	6-1-8-5	12-37	29
2022	305-376	1,068-1,636	371-411	371-411	1,068-1,636	10-12	371-411	428-412	223-247	521-600	3,532-3,660	223-247	521-600	27-28	27	8-3-9-4	27-35	27	8-3-9-4	27-35	27	8-3-9-4	27-35	27
2023	199-284	1,289-1,863	344-469	344-469	1,289-1,863	37-40	344-469	430-417	203-205	474-552	3,525-3,484	203-205	474-552	34-21	34	8-2-8-4	27-33	34	8-2-8-4	27-33	34	8-2-8-4	27-33	34
2024	219-218	1,237-1,813	366-440	366-440	1,237-1,813	3-9-4	366-440	415-406	214-193	516-475	3,071-2,600	214-193	516-475	16-34	16	7-4-6-4	25-16	16	7-4-6-4	25-16	16	7-4-6-4	25-16	16
2025	307-301	1,84-2,115	354-486	354-486	1,84-2,115	2-9-3-6	354-486	427-318	220-161	515-506	2,908-2,359	220-161	515-506	20-27	20	6-8-8-0	20-15	20	6-8-8-0	20-15	20	6-8-8-0	20-15	20
2026	251-254	1,377-1,831	336-4-3	345-431	1,377-1,831	336-4-3	345-431	443-411	315-224	576-545	3,320-3,237	315-224	576-545	18-21	18	7-3-7-9	28-21	18	7-3-7-9	28-21	18	7-3-7-9	28-21	18
2027	347-353	248-252.2	178-25.6	377-511	248-252.2	31-4-4	377-511	1164-2,194	32-4-4	444-369	3,887-3,713	32-4-4	444-369	17-20	17	7-4-7-9	29-20	17	7-4-7-9	29-20	17	7-4-7-9	29-20	17
2028	249-358	1,592-2,289	41-4-5	377-511	1,592-2,289	41-4-5	377-511	153-2-289	41-4-5	444-369	2,824-2,662	41-4-5	444-369	18-21	18	6-9-7-4	23-16	18	6-9-7-4	23-16	18	6-9-7-4	23-16	18
2029	307-319	219-22.8	444-468	444-468	2,021-2,068	46-4-4	444-468	342-374	203-205	594-548	2,106-2,316	203-205	594-548	16-16	16	7-0-6-3	23-14	16	7-0-6-3	23-14	16	7-0-6-3	23-14	16
2030	297-314	167-13.6	477-408	477-408	1,757-1,396	37-3-4	477-408	334-411	182-191	545-465	2,391-2,448	182-191	545-465	10-15	10	6-9-6-3	23-14	10	6-9-6-3	23-14	10	6-9-6-3	23-14	10
2031	276-190	24.0-15.6	513-427	513-427	2,082-1,733	41-4-1	513-427	372-367	159-186	560-507	2,281-2,130	159-186	560-507	15-17	15	8-0-5-8	13-11	15	8-0-5-8	13-11	15	8-0-5-8	13-11	15
2032	325-191	23.2-14.1	459-480	459-480	1,439-1,603	31-3-3	459-480	372-406	209-203	562-502	2,560-2,531	209-203	562-502	14-26	14	6-9-6-2	20-12	14	6-9-6-2	20-12	14	6-9-6-2	20-12	14
2033	320-186	22.9-14.0	470-414	470-414	1,443-1,439	31-3-5	470-414	413-399	254-197	615-48.4	2,978-2,102	254-197	615-48.4	11-25	11	7-2-5-3	22-13	11	7-2-5-3	22-13	11	7-2-5-3	22-13	11

YEAR-BY-YEAR STAT COMPARISON

OPP YEAR	PTS-PIS	PPG-PPG	OWN-OPP	ATT-ATT	YDS-YDS	AVG-AVG	OWN-OPP	TD-TD	OWN-OPP	ATT-ATT	COM-COM	OWN-OPP	PCT-PCT	OWN-OPP	AVG-AVG	OWN-OPP	TD-TD	OWN-OPP	INT-INT
1975	232-276	19.2-19.7	444-525	448-389	1,522-2,047	3.9-3.9	9-11	448-389	229-217	511-55.8	229-217	511-55.8	3,092-2,712	6.9-7.0	28-17	28-18			
1976	291-217	20.8-15.5	548-555	370-354	2,111-2,205	3.9-4.0	10-11	370-354	187-146	50.4-41.2	187-146	50.4-41.2	2,889-2,241	6.2-6.3	20-11	20-26			
1977	196-189	14.0-13.5	537-537	383-380	1,752-2,039	3.5-3.8	4-8	383-380	183-167	47.8-43.9	183-167	47.8-43.9	2,284-2,430	6.0-6.4	15-12	16-21			
1978	279-283	17.1-17.7	537-625	438-409	2,082-2,536	3.9-4.1	10-15	438-409	212-197	48.4-48.2	212-197	48.4-48.2	2,978-2,701	6.9-6.6	17-11	21-22			
1979	348-295	21.8-16.4	609-541	401-470	2,328-2,154	3.8-4.1	17-21	401-470	284-187	58.6-49.8	284-187	58.6-49.8	2,839-3,339	7.1-7.1	20-18	15-26			
1980	261-293	16.3-16.3	517-585	486-392	2,016-2,524	3.9-4.3	12-16	486-392	284-187	58.4-47.7	284-187	58.4-47.7	3,171-2,504	6.5-6.4	17-17	18-33			
1981	347-349	21.7-21.8	532-532	525-532	2,157-2,161	4.1-4.1	19-17	525-532	307-214	58.5-47.3	307-214	58.5-47.3	3,743-3,310	7.1-7.3	19-21	22-24			
1982	190-128	21.1-14.2	315-247	463-275	1,140-946	3.6-3.8	5-8	463-275	162-146	64.0-53.1	162-146	64.0-53.1	2,068-1,870	8.2-8.8	13-8	9-11			
1983	541-332	33.8-20.8	629-349	278-301	2,625-1,289	4.2-3.7	30-8	278-301	266-318	60.0-52.8	266-318	60.0-52.8	3,417-4,301	7.0-7.5	29-28	13-21			
1984	286-310	22.6-19.4	568-390	515-455	2,274-1,589	3.9-4.1	20-13	515-455	290-239	59.7-51.4	290-239	59.7-51.4	3,243-3,124	6.3-6.7	24-25	13-21			
1985	427-312	18.6-19.4	571-424	492-485	2,523-1,734	4.4-4.1	20-11	492-485	276-302	50.9-56.8	276-302	50.9-56.8	4,109-3,916	7.8-7.4	22-21	22-19			
1986	369-296	23.0-16.5	474-459	542-532	1,732-1,805	3.7-3.9	23-14	542-532	276-302	50.9-56.8	276-302	50.9-56.8	4,109-3,916	7.8-7.4	22-21	22-19			
1987	379-285	25.3-19.0	500-441	478-527	2,102-1,679	4.2-3.8	18-10	478-527	242-276	51.7-52.4	242-276	51.7-52.4	3,788-3,787	7.8-7.1	27-19	18-23			
1988	345-387	21.6-24.2	437-442	532-491	1,543-1,745	3.5-3.9	8-17	532-491	327-266	55.2-52.5	327-266	55.2-52.5	4,339-3,744	7.9-7.5	33-24	25-14			
1989	386-308	24.1-16.3	514-384	581-530	1,804-1,344	3.7-3.5	14-9	581-530	337-277	58.0-52.3	337-277	58.0-52.3	4,476-3,875	7.7-7.3	24-25	17-27			
1990	381-301	23.8-16.8	515-382	2,083-1,587	4.0-4.2	16-8	515-382	2,083-1,587	301-281	56.2-54.7	301-281	56.2-54.7	3,611-3,483	6.7-6.8	22-21	22-21			
1991	485-224	30.3-14.0	540-348	2,049-1,345	3.8-3.8	21-11	447-548	272-258	272-258	58.4-53.3	272-258	58.4-53.3	3,771-3,292	8.4-6.0	30-13	11-27			
1992	300-255	18.8-15.9	483-406	485-466	1,727-1,696	3.6-4.2	10-11	485-466	272-258	56.1-55.4	272-258	56.1-55.4	3,339-3,021	6.9-6.5	15-15	17-23			
1993	230-345	14.4-21.6	396-513	533-483	1,728-2,112	4.4-4.1	11-14	533-483	267-291	53.8-60.2	267-291	53.8-60.2	2,764-3,584	5.2-7.4	11-24	21-17			
1994	320-412	20.0-25.8	407-556	456-486	1,415-1,975	3.5-3.6	5-24	456-486	271-300	48.6-60.5	271-300	48.6-60.5	3,524-3,789	6.5-7.7	25-22	27-17			
1995	326-359	20.4-22.4	469-463	521-546	1,956-2,132	4.2-4.4	15-16	521-546	285-338	50.9-61.9	285-338	50.9-61.9	3,469-3,403	6.7-6.2	16-20	20-16			
1996	364-312	22.8-19.5	467-520	471-560	1,910-2,275	4.1-4.4	27-20	471-560	270-325	57.3-56.0	270-325	57.3-56.0	3,453-3,655	7.3-6.5	12-12	11-21			
1997	327-289	20.4-16.1	454-508	547-513	1,615-2,272	3.6-4.4	12-15	547-513	283-267	51.7-52.0	283-267	51.7-52.0	3,581-3,098	6.5-6.0	22-14	22-16			
1998	319-421	19.9-26.3	401-531	565-493	1,885-2,436	4.2-4.6	15-24	565-493	304-281	53.8-57.0	304-281	53.8-57.0	3,724-3,112	6.6-6.3	24-21	14-13			
1999	443-377	27.7-23.6	464-439	537-589	2,039-1,973	4.4-4.5	23-16	537-589	324-328	60.3-55.7	324-328	60.3-55.7	4,112-3,953	7.7-6.7	26-23	14-24			
2000	281-269	17.6-16.8	445-430	561-462	1,748-1,863	3.9-4.3	14-9	561-462	343-254	61.1-55.0	343-254	61.1-55.0	3,892-2,904	6.9-6.3	18-12	21-7			
2001	256-303	16.0-19.9	490-484	432-473	1,948-1,868	4.0-3.9	10-10	432-473	235-262	54.4-55.4	235-262	54.4-55.4	2,716-3,116	6.3-6.6	13-19	13-23			
2002	307-365	19.2-22.8	442-435	559-531	1,889-1,754	4.3-4.0	10-14	559-531	300-304	53.7-57.3	300-304	53.7-57.3	3,529-3,283	6.3-6.2	24-19	20-14			
2003	287-372	17.9-23.3	421-504	527-463	1,653-2,217	3.9-4.4	8-20	527-463	283-285	53.7-59.0	283-285	53.7-59.0	3,273-3,354	6.2-6.9	21-23	16-17			
2004	240-265	15.0-16.6	471-419	514-513	1,765-1,304	3.7-3.1	6-7	514-513	288-284	56.0-57.0	288-284	56.0-57.0	2,874-3,222	5.6-6.3	18-17	17-18			
2005	359-293	22.4-16.3	525-411	481-505	2,183-1,686	4.2-4.1	15-15	481-505	278-281	57.8-54.4	278-281	57.8-54.4	3,348-3,318	6.8-6.2	25-15	11-16			
2006	307-376	19.2-23.5	490-492	474-486	2,216-2,197	4.5-4.5	13-9	474-486	274-289	58.3-59.5	274-289	58.3-59.5	3,174-3,586	7.0-7.4	19-30	10-6			
2007	334-310	20.9-23.5	498-391	525-602	1,871-1,460	4.4-3.8	15-10	525-602	319-351	60.8-58.3	319-351	60.8-58.3	3,622-3,622	6.9-6.0	18-20	11-14			
2008	265-296	16.6-18.5	478-398	510-511	2,095-1,526	4.4-3.8	12-12	510-511	318-290	62.4-56.8	318-290	62.4-56.8	3,291-3,236	6.5-6.3	14-16	6-13			
2009	268-336	16.6-21.0	391-449	533-511	1,510-1,799	3.9-4.0	8-10	533-511	340-314	63.8-61.4	340-314	63.8-61.4	3,787-3,557	7.1-7.0	21-19	16-11			
2010	351-259	18.0-22.9	451-444	605-578	1,461-2,041	4.2-4.6	9-10	605-578	346-367	57.7-63.5	346-367	57.7-63.5	4,261-4,363	7.0-7.5	19-23	19-14			
2011	288-367	16.0-22.9	400-438	591-509	1,614-1,884	4.0-4.3	8-15	591-509	346-308	58.5-60.5	346-308	58.5-60.5	4,058-3,804	6.9-7.5	19-22	24-13			
2012	434-388	27.3-24.3	519-363	442-636	2,709-1,532	5.2-4.2	14-23	442-636	291-393	65.8-61.8	291-393	65.8-61.8	3,422-4,511	8.3-7.4	24-31	8-21			
2013	306-478	20.9-29.9	453-443	611-514	2,164-1,769	4.8-4.0	14-23	611-514	355-337	61.1-65.6	355-337	61.1-65.6	4,057-4,134	6.6-6.8	20-29	19-16			
2014	301-438	18.8-27.4	401-421	555-566	1,891-1,722	4.2-4.1	15-11	555-566	364-345	66.5-66.5	364-345	66.5-66.5	4,461-4,231	8.2-8.2	18-35	18-7			
2015	388-379	24.3-23.7	429-406	555-566	1,566-1,962	3.7-4.8	9-10	555-566	366-354	69.8-62.5	366-354	69.8-62.5	4,294-4,392	7.7-7.8	30-30	11-11			
2016	396-383	24.8-23.9	379-423	607-589	1,896-1,916	4.5-4.5	17-19	607-589	407-367	67.1-65.7	407-367	67.1-65.7	4,949-4,383	8.2-7.4	25-22	12-13			
2017	342-388	21.4-24.3	401-472	540-531	1,448-1,416	3.6-4.5	10-12	540-531	347-306	64.3-57.6	347-306	64.3-57.6	4,089-3,682	7.6-7.0	27-23	13-16			
2018	261-359	17.5-22.4	414-472	509-537	1,774-1,860	4.3-4.5	10-13	509-537	311-362	61.1-67.4	311-362	61.1-67.4	3,021-3,784	5.9-7.1	16-27	15-15			

YEARLY LEADERS

• NFL Leader * NFC Leader * Team Record
NFL Record (R) Rookie

RUSHING ATTEMPTS

YEAR	PLAYER	ATT	YDS	AVG	TD
1932	Cliff Battles (R) *	148	576	3.9	3
1933	Jim Musick *	173	809	4.7	5
1934	Doug Wycoff	106	326	3.1	1
1935	Bill Shepherd (R)	89	285	3.2	1
1936	Cliff Battles	176	614	3.5	5
1937	Cliff Battles *	216	874	4.0	5
1938	Andy Farkas (R)	75	315	4.2	6
1939	Andy Farkas *	139	547	3.9	5
1940	Jimmy Johnston	87	256	2.9	3
1941	Frankie Filchock	115	383	3.3	1
1942	Andy Farkas	125	468	3.7	3
1943	Andy Farkas	110	327	3.0	5
1944	Bob Seymour	92	315	3.4	3
1945	Frank Akins *	147	797	5.4	6
1946	Jack Jenkins	64	200	3.1	1
1947	Jim Castiglia	104	426	4.1	5
1948	Jim Castiglia	97	330	3.4	0
1949	Harry Dowda (R)	65	239	3.7	2
1950	Rob Goode	136	560	4.1	5
1951	Rob Goode	208	951	4.6	9
1952	Harry Gilmer	100	365	3.7	0
1953	Choo-Choo Justice	115	616	5.4	2
1954	Rob Goode	108	462	4.3	0
1955	Leo Elter	97	361	3.7	3
1956	Leo Elter	145	544	3.8	2
1957	Don Bosseler (R)	167	673	4.0	7
1958	Don Bosseler	109	475	4.4	4
1959	Don Bosseler	119	644	5.4	3
1960	Don Bosseler	109	428	3.9	2
1961	Sam Horner	96	275	2.9	0
1962	Billy Barnes	159	492	3.1	3
1963	Dick James	105	384	3.7	4
1964	Charley Taylor (R)	199	755	3.8	5
1965	Charley Taylor	145	402	2.8	3
1966	A.D. Whitfield	93	472	5.1	2
1967	A.D. Whitfield	91	384	4.2	1
1968	Jerry Allen	123	399	3.2	4
1969	Larry Brown (R)	202	888	4.4	4
1970	Larry Brown	237	1125	4.7	5
1971	Larry Brown *	253	948	3.7	4
1972	Larry Brown	285	1216	4.3	8
1973	Larry Brown *	273	860	3.2	8
1974	Larry Brown	163	430	2.6	3
1975	Mike Thomas (R)	235	919	3.9	4
1976	Mike Thomas	254	1101	4.3	5
1977	Mike Thomas	228	806	3.5	3
1978	John Riggins	248	1014	4.1	5
1979	John Riggins	260	1153	4.4	9
1980	Wilbur Jackson	176	708	4.0	3
1981	Joe Washington	210	916	4.4	4
1982	John Riggins *	177	553	3.1	3
1983	John Riggins *	375	1347	3.6	24
1984	John Riggins	327	1239	3.8	14
1985	George Rogers	231	1093	4.7	7
1986	George Rogers	303	1203	4.0	18
1987	George Rogers	163	613	3.8	6
1988	Timmy Smith	155	470	3.0	3
1989	Gerald Riggs	201	834	4.1	4
1990	Earnest Byner *	297	1219	4.1	6
1991	Earnest Byner	274	1048	3.8	5
1992	Earnest Byner	262	998	3.8	6
1993	Reggie Brooks (R)	223	1063	4.8	3
1994	Ricky Ervins	185	650	3.5	3
1995	Brian Mitchell	46	301	6.5	1
1996	Terry Allen	347	1353	3.9	21
1997	Terry Allen	210	724	3.4	4
1998	Terry Allen	148	700	4.7	2
1999	Stephen Davis	290	1405	4.8	17
2000	Stephen Davis	332	1318	4.0	11

2001	Stephen Davis *	356	1432	4.0	5
2002	Stephen Davis	207	820	4.0	7
2003	Trung Canidate	142	600	4.2	1
2004	Clinton Portis	343	1315	3.8	5
2005	Clinton Portis	352	1516	4.3	11
2006	Ladell Betts	245	1154	4.7	4
2007	Clinton Portis *	325	1262	3.9	11
2008	Clinton Portis	342	1487	4.3	9
2009	Clinton Portis	124	494	4.0	1
2010	Ryan Torain	164	742	4.5	4
2011	Roy Helu (R)	151	640	4.2	2
2012	Alfred Morris (R)	335	1613	4.8	13
2013	Alfred Morris	276	1275	4.6	7
2014	Alfred Morris	265	1074	4.1	8
2015	Alfred Morris	202	751	3.7	1
2016	Rob Kelley (R)	168	704	4.2	6
2017	Samaje Perine (R)	175	603	3.4	1
2018	Adrian Peterson	251	1042	4.2	7

RUSHING YARDS

YEAR	PLAYER	YDS	ATT	AVG	TD
1932	Cliff Battles (R) *	576	148	3.9	3
1933	Jim Musick *	809	173	4.7	5
1934	Cliff Battles	480	96	5.0	6
1935	Bill Shepherd (R)	285	89	3.2	1
1936	Cliff Battles	614	176	3.5	5
1937	Cliff Battles *	874	216	4.0	5
1938	Andy Farkas (R)	315	75	4.2	6
1939	Andy Farkas	547	139	3.9	5
1940	Dick Todd	408	76	5.4	4
1941	Frankie Filchock	383	115	3.3	1
1942	Andy Farkas	468	125	3.7	3
1943	Andy Farkas	327	110	3.0	5
1944	Bob Seymour	315	92	3.4	3
1945	Frank Akins	797	147	5.4	6
1946	Dick Todd	266	41	6.5	3
1947	Jim Castiglia	426	104	4.1	5
1948	Jim Castiglia	330	97	3.4	0
1949	Rob Goode (R)	261	61	4.3	2
1950	Rob Goode	560	136	4.1	5
1951	Rob Goode	951	208	4.6	9
1952	Leon Heath	388	90	4.3	2
1953	Choo-Choo Justice	616	115	5.4	2
1954	Billy Wells (R)	516	100	5.2	3
1955	Vic Janowicz	397	93	4.3	4
1956	Leo Elter	544	145	3.8	2
1957	Don Bosseler (R)	673	167	4.0	7
1958	Johnny Olszewski	505	98	5.2	2
1959	Don Bosseler	644	119	5.4	3
1960	Don Bosseler	428	109	3.9	2
1961	Dick James	374	71	5.3	3
1962	Billy Barnes	492	159	3.1	3
1963	Dick James	384	105	3.7	4
1964	Charley Taylor (R)	755	199	3.8	5
1965	Charley Taylor	402	145	2.8	3
1966	A.D. Whitfield	472	93	5.1	2
1967	A.D. Whitfield	384	91	4.2	1
1968	Jerry Allen	399	123	3.2	4
1969	Larry Brown (R)	888	202	4.4	4
1970	Larry Brown *	1125	237	4.7	5
1971	Larry Brown	948	253	3.7	4
1972	Larry Brown	1216	285	4.3	8
1973	Larry Brown	860	273	3.2	8
1974	Larry Brown	430	163	2.6	3
1975	Mike Thomas (R)	919	235	3.9	4
1976	Mike Thomas	1101	254	4.3	5
1977	Mike Thomas	806	228	3.5	3
1978	John Riggins	1014	248	4.1	5
1979	John Riggins	1153	260	4.4	9
1980	Wilbur Jackson	708	176	4.0	3
1981	Joe Washington	916	210	4.4	4
1982	John Riggins	553	177	3.1	3
1983	John Riggins	1347	375	3.6	24
1984	John Riggins	1239	327	3.8	14

YEARLY LEADERS

1985	George Rogers	1093	231	4.7	7
1986	George Rogers	1203	303	4.0	18
1987	George Rogers	613	163	3.8	6
1988	Kelvin Bryant	498	108	4.6	1
1989	Gerald Riggs	834	201	4.1	4
1990	Earnest Byner	1219	297	4.1	6
1991	Earnest Byner	1048	274	3.8	5
1992	Earnest Byner	998	262	3.8	6
1993	Reggie Brooks (R)	1063	223	4.8	3
1994	Ricky Ervins	650	185	3.5	3
1995	Terry Allen	1309	338	3.9	10
1996	Terry Allen	1353	347	3.9	21
1997	Terry Allen	724	210	3.4	4
1998	Terry Allen	700	148	4.7	2
1999	Stephen Davis	1405	290	4.8	17
2000	Stephen Davis	1318	332	4.0	11
2001	Stephen Davis	1432	356	4.0	5
2002	Stephen Davis	820	207	4.0	7
2003	Trung Canidate	600	142	4.2	1
2004	Clinton Portis	1315	343	3.8	5
2005	Clinton Portis	1516	352	4.3	11
2006	Ladell Betts	1154	245	4.7	4
2007	Clinton Portis	1262	325	3.9	11
2008	Clinton Portis	1487	342	4.3	9
2009	Clinton Portis	494	124	4.0	1
2010	Ryan Torain	742	164	4.5	4
2011	Roy Helu (R)	640	151	4.2	2
2012	Alfred Morris (R) *	1613	335	4.8	13
2013	Alfred Morris	1275	276	4.6	7
2014	Alfred Morris	1074	265	4.1	8
2015	Alfred Morris	751	202	3.7	1
2016	Rob Kelley (R)	704	168	4.2	6
2017	Samaje Perine (R)	603	175	3.4	1
2018	Adrian Peterson	1042	251	4.2	7

RUSHING TOUCHDOWNS

YEAR	PLAYER	TD	ATT	YDS	AVG
1932	Cliff Battles (R)	3	148	576	3.9
1933	Jim Musick	5	173	809	4.7
1934	Cliff Battles	6	96	480	5.0
1935	Jim Musick	2	60	174	2.9
1936	Cliff Battles	5	176	614	3.5
1937	Cliff Battles *	5	216	874	4.0
1938	Andy Farkas (R) *	6	75	315	4.2
1939	Andy Farkas	5	139	547	3.9
1940	Bob Seymour (R)	4	57	170	3.0
	Dick Todd	4	78	408	5.4
1941	Andy Farkas	2	85	224	2.6
	Bob Seymour	2	62	137	2.2
1942	Andy Farkas	3	125	468	3.7
1943	Andy Farkas	5	110	327	3.0
1944	Bob Seymour	3	92	315	3.4
1945	Frank Akins	6	147	797	5.4
1946	Dick Todd	3	41	266	6.5
1947	Jim Castiglia	5	104	426	4.1
1948	Ed Quirk (R)	4	77	328	4.3
1949	Pete Stout (R)	4	62	245	4.0
1950	Rob Goode	5	136	560	4.1
1951	Rob Goode *	9	208	951	4.6
1952	Chuck Drzenovich	3	29	66	2.3
1953	Leon Hatcher	4	76	266	3.5
1954	Al Dorow (R) (QB)	3	34	117	3.4
	Billy Wells	3	100	516	5.2
1955	Vic Janowicz	4	93	397	4.3
	Eddie LeBaron (QB)	4	37	190	5.1
1956	Leo Elter	2	145	544	3.8
1957	Don Bosseler (R)	7	167	673	4.0
1958	Don Bosseler	4	109	475	4.4
1959	Don Bosseler	3	119	644	5.4
	Dick James	3	100	384	3.8
1960	Dick James	4	73	199	2.7
1961	Dick James	3	71	374	5.3
	Norm Snead (R) (QB)	3	34	47	1.4
1962	Billy Barnes	3	159	492	3.1

1963	Norm Snead (QB)	3	20	10	0.5
	Billy Barnes	5	93	374	4.0
1964	Charley Taylor (R)	5	199	755	3.8
1965	Charley Taylor	3	145	402	2.8
1966	Joe Don Looney	3	55	178	3.2
	Charley Taylor	3	87	262	3.0
1967	Ray McDonald (R)	4	52	223	4.3
1968	Jerry Allen	4	123	399	3.2
1969	Charlie Harraway	6	141	428	3.0
1970	Larry Brown	5	237	1125	4.7
	Charlie Harraway	5	146	577	4.0
1971	Larry Brown	4	253	948	3.7
1972	Larry Brown	8	285	1216	4.3
1973	Larry Brown	8	273	860	3.2
1974	Duane Thomas	5	95	347	3.7
1975	Mike Thomas (R)	4	235	919	3.9
1976	Mike Thomas	5	254	1101	4.3
1977	Mike Thomas	3	228	806	3.5
1978	John Riggins	5	248	1014	4.1
1979	John Riggins	9	260	1153	4.4
1980	Clarence Harmon	4	128	484	3.8
1981	John Riggins *	13	195	714	3.7
1982	John Riggins	3	177	553	3.1



1983	John Riggins *	24	375	1347	3.6
1984	John Riggins *	14	327	1239	3.8
1985	John Riggins	8	176	677	3.8
1986	George Rogers *	18	303	1203	4.0
1987	George Rogers	6	163	613	3.8
1988	Timmy Smith	3	155	470	3.0
1989	Earnest Byner	7	134	580	4.3
1990	Earnest Byner	6	297	1219	4.1
	Gerald Riggs	6	123	475	3.9
1991	Gerald Riggs	11	78	248	3.2
1992	Earnest Byner	6	262	998	3.8
1993	Reggie Brooks (R)	3	223	1063	4.8
	Brian Mitchell	3	63	246	3.9
	Mark Rypien (QB)	3	9	4	0.4
1994	Ricky Ervins	3	185	650	3.5
1995	Terry Allen	10	338	1309	3.9
1996	Terry Allen *	21	347	1353	3.9
1997	Terry Allen	4	210	724	3.4
1998	Skip Hicks (R)	8	122	433	3.5
1999	Stephen Davis *	17	290	1405	4.8
2000	Stephen Davis	11	332	1318	4.0
2001	Stephen Davis	5	356	1432	4.0
2002	Stephen Davis	7	207	820	4.0
2003	Rock Cartwright	4	107	411	3.8
2004	Clinton Portis	5	343	1315	3.8
2005	Clinton Portis	11	352	1516	4.3

YEARLY LEADERS

2006	Clinton Portis.....	7	127	523	4.1
2007	Clinton Portis.....	11	325	1262	3.9
2008	Clinton Portis.....	9	342	1487	4.3
2009	Quinton Ganther.....	3	62	201	3.2
2010	Ryan Torain.....	4	164	742	4.5
2011	John Beck (QB).....	2	10	43	4.3
	Roy Helu (R).....	2	151	640	4.2
2012	Alfred Morris (R).....	13	335	1813	4.8
2013	Alfred Morris.....	7	276	1275	4.6
2014	Alfred Morris.....	8	265	1074	4.1
2015	Kirk Cousins (QB).....	5	26	48	1.8
2016	Rob Kelley (R).....	6	168	704	4.2
2017	Kirk Cousins (QB).....	4	49	179	3.7
2018	Adrian Peterson.....	7	251	1042	4.2

PASS ATTEMPTS

YEAR	PLAYER	ATT	CMP	YDS	PCT
1932	Honolulu Hughes (R).....	57	11	134	19.3
1933	Jim Musick.....	36	11	151	30.6
1934	Steve Hoku.....	51	13	203	25.5
1935	Bill Shepherd (R).....	55	21	318	38.2
1936	Cliff Battles.....	52	18	242	34.6
1937	Sammy Baugh (R) *.....	171	81	1127	47.4
1938	Sammy Baugh.....	128	63	853	49.2
1939	Sammy Baugh.....	96	53	518	55.2
1940	Sammy Baugh.....	177	111	1367	62.7
1941	Sammy Baugh.....	193	108	1236	54.9
1942	Sammy Baugh.....	225	132	1524	58.7
1943	Sammy Baugh *.....	239	133	1754	55.6
1944	Frankie Filchock.....	147	84	1139	57.1
1945	Sammy Baugh.....	182	128	1669	70.3
1946	Sammy Baugh.....	161	87	1163	54.0
1947	Sammy Baugh *.....	354	210	2938	59.3
1948	Sammy Baugh *.....	315	185	2599	58.7
1949	Sammy Baugh.....	255	145	1903	56.9
1950	Sammy Baugh.....	166	90	1130	54.2
1951	Sammy Baugh.....	154	87	1104	43.5
1952	Eddie LeBaron (R).....	194	96	1420	49.5
1953	Eddie LeBaron.....	149	62	874	41.6
1954	Al Dorow (R).....	138	70	997	50.7
1955	Eddie LeBaron.....	178	79	1270	44.4
1956	Al Dorow.....	112	55	730	49.1
1957	Eddie LeBaron.....	167	99	1508	59.3
1958	Eddie LeBaron.....	145	79	1365	54.5
1959	Eddie LeBaron.....	173	77	1077	44.5
1960	Ralph Guglielmi.....	223	125	1547	56.1
1961	Norm Sneed (R).....	375	172	2337	45.9
1962	Norm Sneed.....	354	184	2926	52.0
1963	Norm Sneed.....	363	175	3043	48.2
1964	Sonny Jurgensen.....	385	207	2934	53.8
1965	Sonny Jurgensen.....	356	190	2367	53.4
1966	Sonny Jurgensen *.....	436	254	3209	58.3
1967	Sonny Jurgensen *.....	508	288	3747	56.7
1968	Sonny Jurgensen.....	292	167	1980	57.2
1969	Sonny Jurgensen *.....	442	274	3102	62.0
1970	Sonny Jurgensen.....	337	202	2354	59.9
1971	Billy Kilmer.....	306	166	2221	54.2
1972	Billy Kilmer.....	225	120	1648	53.3
1973	Billy Kilmer.....	227	122	1656	53.7
1974	Billy Kilmer.....	234	137	1632	58.5
1975	Billy Kilmer.....	346	178	2440	51.4
1976	Billy Kilmer.....	206	108	1252	52.4
1977	Billy Kilmer.....	201	99	1187	49.3
1978	Joe Theismann.....	390	187	2593	47.9
1979	Joe Theismann.....	395	233	2797	59.0
1980	Joe Theismann.....	454	262	2962	57.7
1981	Joe Theismann.....	496	293	3568	59.1
1982	Joe Theismann.....	252	161	2033	63.9
1983	Joe Theismann.....	459	276	3714	60.1
1984	Joe Theismann.....	477	283	3391	59.3
1985	Joe Theismann.....	301	167	1774	55.5
1986	Jay Schroeder *.....	541	276	4109	51.0
1987	Jay Schroeder.....	267	129	1878	48.3
1988	Doug Williams.....	380	213	2609	56.1

1989	Mark Rypien.....	476	280	3768	58.8
1990	Mark Rypien.....	304	166	2070	54.6
1991	Mark Rypien.....	421	249	3564	59.1
1992	Mark Rypien *.....	479	269	3282	56.2
1993	Mark Rypien.....	319	166	1514	52.0
1994	Heath Shuler (R).....	265	120	1658	45.3
1995	Gus Frerotte.....	396	199	2751	50.3
1996	Gus Frerotte.....	470	270	3453	57.4
1997	Gus Frerotte.....	402	204	2682	50.7
1998	Trent Green.....	509	278	3441	54.6
1999	Brad Johnson.....	519	316	4005	60.9
2000	Brad Johnson.....	365	228	2505	62.5
2001	Tony Banks.....	370	198	2386	53.5
2002	Shane Matthews.....	237	124	1251	52.3
2003	Patrick Ramsey.....	337	179	2166	53.1
2004	Patrick Ramsey.....	272	169	1665	62.1
2005	Mark Brunell.....	454	262	3050	57.7
2006	Mark Brunell.....	260	162	1789	62.3
2007	Jason Campbell.....	417	250	2700	60.0
2008	Jason Campbell.....	506	315	3245	62.3
2009	Jason Campbell.....	507	327	3618	64.5
2010	Donovan McNabb.....	472	275	3377	58.3
2011	Rex Grossman.....	458	265	3151	57.9
2012	Robert Griffin III (R).....	393	258	3200	65.6
2013	Robert Griffin III.....	456	274	3203	60.1
2014	Robert Griffin III.....	214	147	1694	68.7
2015	Kirk Cousins.....	543	379	4166	69.8
2016	Kirk Cousins *.....	606	406	4917	67.0
2017	Kirk Cousins.....	540	347	4093	64.3
2018	Alex Smith.....	328	205	2180	62.5

PASSING YARDS

YEAR	PLAYER	YDS	ATT	CMP	PCT
1932	Honolulu Hughes (R).....	134	57	11	19.3
1933	Jim Musick.....	151	36	11	30.6
1934	Steve Hoku.....	203	51	13	25.5
1935	Bill Shepherd (R).....	318	55	21	38.2
1936	Eddie Britt (R).....	294	44	18	40.9
1937	Sammy Baugh (R) *.....	1127	171	81	47.4
1938	Sammy Baugh.....	853	128	63	49.2
1939	Frankie Filchock.....	1094	89	55	61.8
1940	Sammy Baugh *.....	1367	177	111	62.7
1941	Sammy Baugh.....	1236	193	106	54.9
1942	Sammy Baugh.....	1524	225	132	58.7
1943	Sammy Baugh.....	1754	239	133	55.6
1944	Frankie Filchock.....	1139	147	84	57.1
1945	Sammy Baugh.....	1669	182	128	70.3
1946	Sammy Baugh.....	1163	161	87	54.0
1947	Sammy Baugh *.....	2938	354	210	59.3
1948	Sammy Baugh *.....	2599	315	185	58.7
1949	Sammy Baugh.....	1903	255	145	56.9
1950	Sammy Baugh.....	1130	166	90	54.2
1951	Sammy Baugh.....	1104	154	87	43.5
1952	Eddie LeBaron (R).....	1420	194	96	49.5
1953	Eddie LeBaron.....	874	149	62	41.6
1954	Al Dorow (R).....	997	138	70	50.7
1955	Eddie LeBaron.....	1270	178	79	44.4
1956	Al Dorow.....	730	112	55	49.1
1957	Eddie LeBaron.....	1508	167	99	59.3
1958	Eddie LeBaron.....	1365	145	79	54.5
1959	Eddie LeBaron.....	1077	173	77	44.5
1960	Ralph Guglielmi.....	1547	223	125	56.1
1961	Norm Sneed (R).....	2337	375	172	45.9
1962	Norm Sneed.....	2926	354	184	52.0
1963	Norm Sneed.....	3043	363	175	48.2
1964	Sonny Jurgensen.....	2934	385	207	53.8
1965	Sonny Jurgensen.....	2367	356	190	53.4
1966	Sonny Jurgensen *.....	3209	436	254	58.3
1967	Sonny Jurgensen *.....	3747	508	288	56.7
1968	Sonny Jurgensen.....	1980	292	167	57.2
1969	Sonny Jurgensen *.....	3102	442	274	62.0
1970	Sonny Jurgensen.....	2354	337	202	59.9
1971	Billy Kilmer.....	2221	306	166	54.2
1972	Billy Kilmer.....	1648	225	120	53.3

YEARLY LEADERS


1973	Billy Kilmer	1656	227	122	53.7
1974	Billy Kilmer	1632	234	137	58.5
1975	Billy Kilmer	2440	346	178	51.4
1976	Billy Kilmer	1252	206	108	52.4
1977	Billy Kilmer	1187	201	99	49.3
1978	Joe Theismann	2593	390	187	47.9
1979	Joe Theismann	2797	395	233	59.0
1980	Joe Theismann	2962	454	262	57.7
1981	Joe Theismann	3568	496	293	59.1
1982	Joe Theismann	2033	252	161	63.9
1983	Joe Theismann	3714	459	276	60.1
1984	Joe Theismann	3391	477	283	59.3
1985	Joe Theismann	1774	301	167	55.5
1986	Jay Schroeder *	4109	541	276	51.0
1987	Jay Schroeder	1878	267	129	48.3
1988	Doug Williams	2609	380	213	56.1



1989	Mark Rypien	3768	476	280	58.8
1990	Mark Rypien	2070	304	166	54.6
1991	Mark Rypien *	3564	421	249	59.1
1992	Mark Rypien	3282	479	269	56.2
1993	Mark Rypien	1514	319	166	52.0
1994	Heath Shuler (R)	1658	265	120	45.3
1995	Gus Frerotte	2751	396	199	50.3
1996	Gus Frerotte	3453	470	270	57.4
1997	Gus Frerotte	2682	402	204	50.7
1998	Trent Green	3441	509	278	54.6
1999	Brad Johnson	4005	519	316	60.9
2000	Brad Johnson	2505	365	228	62.5
2001	Tony Banks	2386	370	198	53.5
2002	Patrick Ramsey (R)	1539	227	117	51.5
2003	Patrick Ramsey	2166	337	179	53.1
2004	Patrick Ramsey	1665	272	169	62.1
2005	Mark Brunell	3050	454	262	57.7
2006	Mark Brunell	1789	260	162	62.3
2007	Jason Campbell	2700	417	250	60.0
2008	Jason Campbell	3245	506	315	62.3
2009	Jason Campbell	3618	507	327	64.5
2010	Donovan McNabb	3377	472	275	58.3
2011	Rex Grossman	3151	458	265	57.9
2012	Robert Griffin III (R)	3200	393	258	65.6
2013	Robert Griffin III	3203	456	274	60.1
2014	Kirk Cousins	1710	204	126	61.8
2015	Kirk Cousins	4166	543	379	69.8
2016	Kirk Cousins *	4917	606	406	67.0
2017	Kirk Cousins	4093	540	347	64.3
2018	Alex Smith	2180	328	205	62.5

PASSING TOUCHDOWNS

YEAR	PLAYER	TD	ATT	CMP	YDS	INT	RTG
1932	Honolulu Hughes (R)	1	57	11	134	9	5.8
1933	Ed Westfall	1	4	1	33	1	61.5
1934	Steve Hokuf	3	51	13	203	10	23.7
1935	Doug Nott (R)	1	24	7	134	3	24.7
	Pug Rentner	1	50	9	148	15	6.7
	Bill Shepherd (R)	1	55	21	318	14	24.5
1936	Eddie Britt (R)	3	44	18	294	5	47.2
1937	Sammy Baugh (R)	8	171	81	1127	14	50.5



1938	Sammy Baugh	5	128	63	853	11	48.1
1939	Frankie Filchock *	11	89	55	1094	7	111.6
1940	Sammy Baugh *	12	177	111	1367	10	85.6
1941	Sammy Baugh	10	193	106	1236	19	52.2
1942	Sammy Baugh	16	225	132	1524	11	82.5
1943	Sammy Baugh	23	239	133	1754	19	78.0
1944	Frankie Filchock *	13	147	84	1139	9	86.0
1945	Sammy Baugh	11	182	128	1669	4	109.9
1946	Sammy Baugh	8	161	87	1163	17	54.2
1947	Sammy Baugh *	25	354	210	2938	15	92.0
1948	Sammy Baugh	22	315	185	2599	23	78.3
1949	Sammy Baugh	18	255	145	1903	14	81.2
1950	Sammy Baugh	10	166	90	1130	11	68.1
1951	Sammy Baugh	7	154	67	1104	17	43.8
1952	Eddie LeBaron (R)	14	194	96	1420	15	65.7
1953	Jack Scarbath (R)	9	129	45	862	12	43.5
1954	Al Dorow (R)	8	138	70	997	17	54.2
1955	Eddie LeBaron	9	178	79	1270	15	50.5
1956	Al Dorow	8	112	55	730	8	64.2
1957	Eddie LeBaron	11	167	99	1508	10	86.1
1958	Eddie LeBaron	11	145	79	1365	10	83.3
1959	Eddie LeBaron	8	173	77	1077	11	54.0
1960	Ralph Guglielmi	9	223	125	1547	19	55.7
1961	Norm Snead (R)	11	375	172	2337	22	51.6
1962	Norm Snead	22	354	184	2926	22	74.7
1963	Norm Snead	13	363	175	3043	27	58.1
1964	Sonny Jurgensen	24	385	207	2934	13	85.4



YEARLY LEADERS

1965	Sonny Jurgensen.....	15	356	190	2367	16	69.6
1966	Sonny Jurgensen.....	28	436	254	3209	19	84.5
1967	Sonny Jurgensen *	31	508	288	3747	16	87.3
1968	Sonny Jurgensen.....	17	292	167	1980	11	81.7
1969	Sonny Jurgensen.....	22	442	274	3102	15	85.4
1970	Sonny Jurgensen.....	23	337	202	2354	10	91.5
1971	Billy Kilmer.....	13	306	166	2221	13	74.0
1972	Billy Kilmer *	19	225	120	1648	11	84.8
1973	Billy Kilmer.....	14	227	122	1656	9	81.3
1974	Sonny Jurgensen.....	11	167	107	1185	5	94.5
1975	Billy Kilmer.....	23	346	178	2440	16	77.2
1976	Billy Kilmer.....	12	206	108	1252	10	70.3
1977	Billy Kilmer.....	8	201	99	1187	7	66.5
1978	Joe Theismann.....	13	390	187	2593	18	61.6
1979	Joe Theismann.....	20	395	233	2797	13	83.9
1980	Joe Theismann.....	17	454	262	2962	16	75.2
1981	Joe Theismann.....	19	496	293	3568	20	77.3
1982	Joe Theismann.....	13	252	161	2033	9	91.3
1983	Joe Theismann.....	29	459	276	3714	11	97.0
1984	Joe Theismann.....	24	477	283	3391	13	86.6
1985	Joe Theismann.....	8	301	167	1774	16	59.6
1986	Jay Schroeder.....	22	541	276	4109	22	72.9
1987	Jay Schroeder.....	12	267	129	1878	10	71.0
1988	Mark Rypien (R).....	18	208	114	1730	13	85.2
1989	Mark Rypien.....	22	478	280	3768	13	88.1
1990	Mark Rypien.....	16	304	166	2070	11	78.4
1991	Mark Rypien *	28	421	249	3564	11	97.9
1992	Mark Rypien.....	13	479	269	3282	17	71.7
1993	Cary Conklin.....	4	87	46	498	3	70.9
	Mark Rypien.....	4	319	166	1514	10	56.3
1994	John Friesz.....	10	180	105	1266	9	77.7
	Heath Shuler (R).....	10	265	120	1658	12	59.6
1995	Gus Frerotte.....	13	396	199	2751	13	70.2
1996	Gus Frerotte.....	12	470	270	3453	11	79.3
1997	Gus Frerotte.....	17	402	204	2682	12	73.8
1998	Trent Green.....	23	509	278	3441	11	81.8
1999	Brad Johnson.....	24	519	316	4005	13	90.0
2000	Brad Johnson.....	11	365	228	2505	15	75.7
2001	Tony Banks.....	10	370	198	2386	10	71.3
2002	Shane Matthews.....	11	237	124	1251	6	72.6
2003	Patrick Ramsey.....	14	337	179	2166	9	75.8
2004	Patrick Ramsey.....	10	272	169	1665	11	74.8
2005	Mark Brunell.....	23	454	262	3050	10	85.9
2006	Jason Campbell.....	10	207	110	1297	6	76.5
2007	Jason Campbell.....	12	417	250	2700	11	77.6
2008	Jason Campbell.....	13	506	315	3245	6	84.3
2009	Jason Campbell.....	20	507	327	3618	15	86.4
2010	Donovan McNabb.....	14	472	275	3377	15	77.1
2011	Rex Grossman.....	16	458	265	3151	20	72.4
2012	Robert Griffin III (R).....	20	393	258	3200	5	102.4
2013	Robert Griffin III.....	16	456	274	3203	12	82.2
2014	Kirk Cousins.....	10	204	126	1710	9	86.4
2015	Kirk Cousins.....	29	543	379	4166	11	101.6
2016	Kirk Cousins.....	25	606	406	4917	12	97.2
2017	Kirk Cousins.....	27	540	347	4093	13	93.8
2018	Alex Smith.....	10	328	205	2180	5	85.7

RECEPTIONS

YEAR	PLAYER	REC	YDS	AVG	TD
1932	Cliff Battles (B) (R).....	4	60	15.0	1
1933	Cliff Battles (B).....	11	185	16.8	0
1934	Chuck Malone (R).....	11	131	11.9	2
1935	Chuck Malone.....	22	433	19.7	2
1936	Wayne Millner (R).....	18	211	11.7	0
1937	Chuck Malone.....	28	419	15.0	4
1938	Chuck Malone.....	24	257	10.7	1
1939	Wayne Millner.....	19	294	15.5	4
	Dick Todd (B) (R).....	19	230	12.1	3
1940	Jimmy Johnston (B).....	29	350	12.1	3
1941	Wayne Millner.....	20	262	13.1	0
1942	Dick Todd (B).....	23	328	14.3	4
1943	Joe Aguirre.....	37	420	11.4	7
1944	Joe Aguirre.....	34	410	12.1	4
1945	Steve Bagarus (R).....	34	617	18.1	5

1946	Steve Bagarus.....	31	438	14.1	3
1947	Bob Nussbaumer.....	47	597	12.7	4
1948	Dick Todd (B).....	37	550	14.9	6
1949	Hugh Taylor.....	45	781	17.4	9
1950	Hugh Taylor.....	39	833	21.4	9
1951	Hugh Taylor.....	29	444	15.3	3
1952	Hugh Taylor.....	41	961	23.4	12
1953	Hugh Taylor.....	35	703	20.1	8
1954	Hugh Taylor.....	37	659	17.8	8
1955	Johnny Carson.....	23	443	19.3	3
1956	Johnny Carson.....	39	504	12.9	3
1957	Johnny Carson.....	34	583	17.1	3
1958	Joe Walton.....	32	532	16.6	5
1959	Bill Anderson.....	35	734	21.0	6
1960	Bill Anderson.....	38	488	12.8	3
1961	Fred Dugan.....	53	817	15.4	4
1962	Bobby Mitchell.....	72	1384	19.2	11
1963	Bobby Mitchell.....	69	1436	20.8	7
1964	Bobby Mitchell.....	60	904	15.1	10
1965	Bobby Mitchell.....	60	867	14.5	6
1966	Charley Taylor.....	72	1119	15.5	12
1967	Charley Taylor.....	70	990	14.1	9
1968	Charley Taylor.....	48	650	13.5	5
1969	Charley Taylor.....	71	883	12.4	8
1970	Jerry Smith (TE).....	43	575	13.4	9
1971	Roy Jefferson.....	47	701	14.9	4
1972	Charley Taylor.....	49	673	13.7	7
1973	Charley Taylor.....	59	801	13.6	7
1974	Charley Taylor.....	54	738	13.7	5
1975	Charley Taylor.....	53	744	14.0	6
1976	Frank Grant.....	50	818	16.4	5
1977	Jean Fugett (TE).....	36	631	17.5	5
1978	Danny Buggs.....	36	575	16.0	2
1979	Danny Buggs.....	46	631	13.7	1
1980	Art Monk (R).....	58	797	13.7	3
1981	Joe Washington (RB).....	70	558	8.0	3
1982	Art Monk.....	35	447	12.8	1
1983	Charlie Brown.....	78	1225	15.7	8
1984	Art Monk *	106	1372	12.9	7
1985	Art Monk.....	71	1226	13.5	2
1986	Gary Clark.....	94	1265	17.1	7
1987	Gary Clark.....	56	1066	19.0	7
1988	Ricky Sanders.....	73	1148	15.7	12
1989	Art Monk.....	86	1186	13.8	8
1990	Gary Clark.....	75	1112	14.8	8
1991	Art Monk.....	71	1049	14.8	8
1992	Gary Clark.....	64	912	14.3	5
1993	Ricky Sanders.....	58	638	11.0	4
1994	Henry Ellard.....	74	1397	18.9	6
1995	Henry Ellard.....	56	1005	17.9	5
1996	Henry Ellard.....	52	1014	19.5	2
1997	Jamie Asher (TE).....	49	474	9.7	1
1998	Brian Mitchell (RB).....	44	306	7.0	0
	Michael Westbrook.....	44	736	16.7	3
1999	Larry Centers (FB).....	69	544	7.9	6
2000	Larry Centers (FB).....	81	600	7.4	3
2001	Michael Westbrook.....	57	664	11.6	4
2002	Rod Gardner.....	71	1006	14.2	8
2003	Laveranues Coles.....	82	1204	14.7	6
2004	Laveranues Coles.....	90	950	10.6	1
2005	Santana Moss.....	84	1483	17.7	9
2006	Chris Cooley (TE).....	57	734	12.9	6
2007	Chris Cooley (TE).....	66	786	11.9	8
2008	Chris Cooley (TE).....	83	849	10.2	1
2009	Santana Moss.....	70	902	12.9	3
2010	Santana Moss.....	93	1115	12.0	6
2011	Jabar Gaffney.....	68	947	13.9	5
2012	Joshua Morgan.....	48	510	10.6	2
2013	Pierre Garçon *	113	1346	11.9	5
2014	Pierre Garçon.....	68	752	11.1	3
2015	Jordan Reed (TE).....	87	952	10.9	11
2016	Pierre Garçon.....	79	1,041	13.2	3
2017	Jamison Crowder.....	66	789	12.0	3
2018	Jordan Reed.....	54	558	10.3	2

YEARLY LEADERS

RECEIVING YARDS

YEAR	PLAYER	YDS	REC	AVG	TD
1932	Cliff Battles (R) (B)	60	4	15.0	1
1933	Cliff Battles (B)	185	11	16.8	0
1934	Chuck Malone (R)	131	11	11.9	2
1935	Chuck Malone	433	22	19.7	2
1936	Wayne Millner (R)	211	18	11.7	0
1937	Chuck Malone	419	28	15.0	4
1938	Chuck Malone	257	24	10.7	1
1939	Andy Farkas (B)	437	16	27.3	5
1940	Dick Todd (B)	402	20	20.1	4
1941	Wayne Millner	262	20	13.1	0
1942	Dick Todd (B)	328	23	14.3	4
1943	Wilbur Moore (B)	537	30	17.9	7
1944	Wilbur Moore (B)	424	33	12.8	5
1945	Steve Bagarus (R) (B)	617	34	18.1	5
1946	Steve Bagarus (B)	438	31	14.1	3
1947	Eddie Saenz (B)	598	34	17.6	4
1948	Hal Crisler	599	33	18.2	6
1949	Hugh Taylor	781	45	17.4	9
1950	Hugh Taylor	833	39	21.4	9
1951	Hugh Taylor	444	29	15.3	3
1952	Hugh Taylor	961	41	23.4	12
1953	Hugh Taylor	703	35	20.1	8
1954	Hugh Taylor	659	37	17.8	8
1955	Johnny Carson	443	23	19.3	3
1956	Johnny Carson	504	39	12.9	3
1957	Johnny Carson	583	34	17.1	3
1958	Joe Walton (TE)	532	32	16.6	5
1959	Bill Anderson (TE)	734	35	21.0	6
1960	Bill Anderson (TE)	488	38	12.8	3
1961	Fred Dugan	817	53	15.4	4
1962	Bobby Mitchell *	1384	72	19.2	11
1963	Bobby Mitchell *	1436	69	20.8	7
1964	Bobby Mitchell	804	60	15.1	10
1965	Bobby Mitchell	867	60	14.5	6
1966	Charley Taylor	1119	72	15.5	12
1967	Charley Taylor	990	70	14.1	9
1968	Charley Taylor	650	48	13.5	5
1969	Charley Taylor	883	71	12.4	8
1970	Charley Taylor	593	42	14.1	8
1971	Roy Jefferson	701	47	14.9	4
1972	Charley Taylor	673	49	13.7	7
1973	Charley Taylor	801	59	13.6	7
1974	Charley Taylor	738	54	13.7	5
1975	Frank Grant	776	41	18.9	8
1976	Frank Grant	818	50	16.4	5
1977	Jean Fugett (TE)	631	36	17.5	5
1978	John McDaniel	577	34	17.0	4
1979	Danny Buggs	631	46	13.7	1
1980	Art Monk (R)	797	58	13.7	3
1981	Art Monk	894	56	16.0	6
1982	Charlie Brown (R)	690	32	21.6	8
1983	Charlie Brown	1225	78	15.7	8
1984	Art Monk	1372	106	12.9	7
1985	Art Monk	1226	91	13.5	2

1986	Gary Clark	1265	74	17.1	7
1987	Gary Clark	1066	56	19.0	7
1988	Ricky Sanders	1148	73	15.7	12
1989	Gary Clark	1229	79	15.6	9
1990	Gary Clark	1112	75	14.8	8
1991	Gary Clark	1340	70	19.1	10
1992	Gary Clark	912	64	14.3	5
1993	Ricky Sanders	638	58	11.0	4
1994	Henry Ellard	1397	74	18.9	6
1995	Henry Ellard	1005	56	17.9	5
1996	Henry Ellard	1014	52	19.5	2
1997	Leslie Shepherd	562	29	19.4	5
1998	Michael Westbrook	736	44	16.7	6
1999	Michael Westbrook	1191	65	18.3	9
2000	Albert Connell	762	39	19.5	3
2001	Rod Gardner (R)	741	46	16.1	4
2002	Rod Gardner	1006	71	14.2	8
2003	Laveranues Coles	1204	82	14.7	6
2004	Laveranues Coles	950	90	10.6	1
2005	Santana Moss *	1483	84	17.7	9
2006	Santana Moss	790	55	14.4	6
2007	Santana Moss	808	61	13.2	3
2008	Santana Moss	1044	79	13.2	6
2009	Santana Moss	902	70	12.9	3
2010	Santana Moss	1115	93	12.0	6
2011	Jabar Gaffney	947	68	13.9	5
2012	Pierre Garçon	633	44	14.4	4
2013	Pierre Garçon	1346	113	11.9	5
2014	DeSean Jackson	1169	56	20.9	6
2015	Jordan Reed (TE)	952	87	10.9	11
2016	Pierre Garçon	1041	79	13.2	3
2017	Jamison Crowder	789	66	12.0	3
2018	Jordan Reed	558	54	10.3	2

RECEIVING TOUCHDOWNS

YEAR	PLAYER	TD	REC	YDS	AVG
1932	Cliff Battles (R) (B)	1	4	60	15.0
1933	Ike Frankline (R)	1	6	75	12.5
1934	Chuck Malone (R)	2	11	131	11.9
1935	Chuck Malone	2	22	433	19.7
1936	Riley Smith (R) (B)	2	3	76	25.3
1937	Chuck Malone	4	28	419	15.0
1938	(Nine players)	1	-	-	-
1939	Andy Farkas (B)	5	16	437	27.3
1940	Bob Masterson	4	18	283	15.7
	Dick Todd (B)	4	20	402	20.1
1941	Joe Aguirre (R)	2	10	103	10.3
	Bob McChesney	2	19	213	11.2
	Bob Seymour (B)	2	6	85	14.2
1942	Dick Todd (B)	4	23	328	14.3
1943	Joe Aguirre	7	37	420	11.4
	Wilbur Moore (B)	7	30	537	17.9
1944	Wilbur Moore (B)	5	33	424	12.8
1945	Steve Bagarus (B)	5	34	617	18.1
1946	Steve Bagarus (B)	3	31	438	14.1
	Eddie Saenz (B)	3	12	242	20.2
1947	Hugh Taylor (R)	6	26	511	19.7
1948	Hal Crisler	6	33	599	18.2
	Dick Todd (B)	6	37	550	14.9
1949	Hugh Taylor	9	45	781	17.4
1950	Hugh Taylor	9	39	833	21.4
1951	Hugh Taylor	3	29	444	15.3
1952	Hugh Taylor	12	41	961	23.4
1953	Hugh Taylor	8	35	703	20.1
1954	Hugh Taylor	8	37	659	17.8
1955	Johnny Carson	3	23	443	19.3
	Vic Janowicz (B)	3	11	149	13.5
1956	Steve Mellinger (R)	5	24	395	16.5
1957	Jim Podoley (R) (B)	4	27	554	20.5
1958	Joe Walton (TE)	5	32	532	16.6
1959	Bill Anderson (TE)	6	35	734	21.0
1960	Bill Anderson (TE)	3	38	488	12.8
	Joe Walton (TE)	3	27	401	14.9
1961	Fred Dugan	4	53	817	15.4



YEARLY LEADERS

1962	Bobby Mitchell	11	72	1384	19.2
1963	Bobby Mitchell	7	69	1436	20.8
1964	Bobby Mitchell	10	60	904	15.1
1965	Bobby Mitchell	6	60	867	14.5
1966	Charley Taylor	12	72	1119	15.5
1967	Jerry Smith (TE)	12	67	849	12.7
1968	Pat Richter (TE)	9	42	533	12.7
1969	Jerry Smith (TE)	9	54	682	12.6
1970	Jerry Smith (TE)	9	43	575	13.4
1971	Roy Jefferson	4	47	701	14.9
	Charley Taylor	4	24	370	15.4
1972	Jerry Smith (TE)	7	21	353	16.8
	Charley Taylor	7	49	673	13.7
1973	Charley Taylor	7	59	801	13.6
1974	Charley Taylor	5	54	738	13.7
1975	Frank Grant	8	41	776	18.9
1976	Jean Fugett (TE)	6	27	334	12.4
1977	Jean Fugett (TE)	5	36	631	17.5
1978	Jean Fugett (TE)	7	25	367	14.7
1979	Clarence Harmon	5	32	434	13.6
1980	Ricky Thompson	5	22	313	14.2
1981	Art Monk	6	56	894	16.0
1982	Charlie Brown (R)	8	32	690	21.6
1983	Charlie Brown	8	78	1225	15.7
1984	Art Monk	7	108	1372	12.9
1985	Gary Clark (R)	5	72	926	12.9
1986	Gary Clark	7	74	1265	17.1
1987	Gary Clark	7	56	1066	19.0
1988	Ricky Sanders *	12	73	1148	15.7
1989	Gary Clark	9	79	1229	15.6
1990	Gary Clark	8	75	1112	14.8
1991	Gary Clark	10	70	1340	19.1
1992	Gary Clark	5	64	912	14.3
1993	Ricky Sanders	4	58	638	11.0
1994	Henry Ellard	6	74	1397	18.9
1995	Henry Ellard	5	56	1005	17.9
1996	Jamie Asher (TE)	4	42	481	11.5
1997	Leslie Shepherd	5	29	562	19.4
1998	Leslie Shepherd	8	43	712	16.6
1999	Michael Westbrook	9	65	1191	18.3
2000	Irving Fryar	5	41	548	13.4
2001	Rod Gardner (R)	4	46	741	16.1
	Michael Westbrook	4	57	664	11.6
2002	Rod Gardner	8	71	1006	14.2
2003	Lavaranes Coles	6	82	1204	14.7
	Darnerien McCants	6	27	360	13.3
2004	Chris Cooley (R) (TE)	6	37	314	8.5
2005	Santana Moss	9	84	1483	17.7
2006	Chris Cooley (TE)	6	57	734	12.9
	Santana Moss	6	55	790	14.4
2007	Chris Cooley (TE)	8	66	786	11.9
2008	Santana Moss	6	79	1044	13.2
2009	Fred Davis (TE)	6	48	509	10.6
2010	Santana Moss	6	93	1115	12.0
2011	Jabar Gaffney	5	68	847	13.9
2012	Santana Moss	8	41	573	14.0
2013	Pierre Garçon	5	113	1346	11.9
2014	DeSean Jackson	6	56	1169	20.9
2015	Jordan Reed (TE)	11	87	952	10.9
2016	Jamison Crowder	7	67	847	12.6
2017	Josh Doctson	6	35	502	14.3
2018	Jamison Crowder	2	29	388	13.4
	Vernon Davis	2	25	367	14.7
	Josh Doctson	2	44	532	12.1
	Jordan Reed	2	54	558	10.3
	Paul Richardson Jr.	2	20	262	13.1

SCORING

YEAR	PLAYER	Pts...	TD	XPM	XPA	FGM	FGA	2pt
1932	Cliff Battles (R)	24	4	0	0	0	0	0
1933	Jim Musick	45	5	12	-	1	-	0
1934	Cliff Battles	43	7	1	-	0	-	0
1935	Jim Musick	14	2	2	-	-	-	0
1936	Cliff Battles	42	7	0	0	0	0	0

1937	Riley Smith	55	3	22	-	5	-	0
1938	Andy Farkas (R)	37	6	1	1	0	0	0
1939	Andy Farkas *	68	11	2	3	0	1	0
1940	Dick Todd	54	9	0	0	0	0	0
1941	Joe Aguirre (R)	26	2	8	9	2	5	0
1942	Andy Farkas	39	6	3	3	0	0	0
1943	Andy Farkas	54	9	0	0	0	0	0
	Wilbur Moore	54	9	0	0	0	0	0
1944	Joe Aguirre	51	4	15	18	4	8	0
1945	Joe Aguirre	44	0	23	23	7	13	0
1946	Dick Poillon	45	1	21	21	6	16	0
1947	Dick Poillon	85	6	37	41	4	6	0
1948	Dick Poillon	66	3	33	38	5	7	0
1949	Hugh Taylor	54	9	0	0	0	0	0
1950	Bill Dudley	64	3	31	31	5	10	0
1951	Bill Dudley	69	3	21	22	10	13	0
1952	Hugh Taylor	72	12	0	0	0	0	0
1953	Bill Dudley	58	0	25	25	11	22	0
1954	Hugh Taylor	48	8	0	0	0	0	0
1955	Vic Janowicz	88	7	28	31	6	20	0
1956	Sam Baker	67	0	16	19	17	25	0
1957	Sam Baker *	77	1	29	30	14	23	0
1958	Sam Baker	64	0	25	25	13	26	0
1959	Sam Baker	51	0	21	22	10	22	0
1960	Bob Khayat (R)	64	0	19	19	15	23	0
1961	John Aveni	42	1	21	23	5	28	0
1962	Bobby Mitchell	72	12	0	0	0	0	0
1963	Bob Khayat	69	0	33	35	12	26	0
1964	Jim Martin	71	0	35	39	12	28	0
1965	Bob Jencks	59	0	29	33	10	22	0
1966	Charlie Gogolak (R)	105	0	39	41	22	34	0
1967	Jerry Smith	72	12	0	0	0	0	0
1968	Charlie Gogolak	57	0	30	31	9	19	0
1969	Curt Knight (R)	83	0	35	36	16	27	0
1970	Curt Knight *	93	0	37	34	20	27	0
1971	Curt Knight *	114	0	27	27	29	49	0
1972	Curt Knight	82	0	40	41	14	30	0
1973	Curt Knight	103	0	37	37	22	42	0
1974	Mark Moseley	81	0	27	29	18	30	0
1975	Mark Moseley	85	0	37	39	16	25	0
1976	Mark Moseley *	97	0	31	32	22	34	0
1977	Mark Moseley	82	0	19	19	21	37	0
1978	Mark Moseley	87	0	30	31	19	30	0
1979	Mark Moseley *	114	0	39	39	25	33	0
1980	Mark Moseley	81	0	27	30	18	33	0
1981	Mark Moseley	95	0	38	42	19	30	0
1982	Mark Moseley	76	0	16	19	20	21	0
1983	Mark Moseley *	161	0	62	63	33	47	0
1984	Mark Moseley	120	0	48	51	24	31	0
1985	Mark Moseley	97	0	31	33	22	34	0
1986	George Rogers	108	18	0	0	0	0	0
1987	Ali Haji-Sheikh	68	0	29	32	13	19	0
1988	Chip Lohmiller (R)	97	0	40	41	19	26	0
1989	Chip Lohmiller	128	0	41	41	29	40	0
1990	Chip Lohmiller *	131	0	41	41	30	40	0
1991	Chip Lohmiller *	149	0	56	56	31	43	0
1992	Chip Lohmiller	120	0	30	30	30	40	0
1993	Chip Lohmiller	72	0	24	26	16	28	0
1994	Chip Lohmiller	90	0	30	32	20	28	0
1995	Eddie Murray	114	0	33	33	27	36	0
1996	Terry Allen	126	21	0	0	0	0	0
1997	Scott Blanton	82	0	34	34	16	24	0
1998	Cary Blanchard	63	0	30	31	11	17	0
1999	Brett Conway	115	0	49	50	22	32	0
2000	Stephen Davis	66	11	0	0	0	0	0
2001	Brett Conway	100	0	22	22	26	33	0
2002	James Tuthill (R)	50	0	20	21	10	16	0
2003	John Hall	101	0	26	27	25	33	0
2004	Clinton Portis	42	7	0	0	0	0	0
2005	Clinton Portis	68	11	0	0	0	0	1
2006	Clinton Portis	42	7	0	0	0	0	0
2007	Shaun Suisham	116	0	29	30	29	35	0
2008	Shaun Suisham	103	0	25	25	26	36	0
2009	Shaun Suisham	74	0	20	21	18	21	0
2010	Graham Gano	100	0	28	28	24	35	0

YEARLY LEADERS

2011	Graham Gano	118	0	25	26	31	41	0
2012	Kai Forbath	95	0	33	34	17	18	0
2013	Kai Forbath	80	0	26	26	18	22	0
2014	Kai Forbath	103	0	31	32	24	27	0
2015	Dustin Hopkins	114	0	39	40	25	28	0
2016	Dustin Hopkins	138	0	36	39	34	42	0
2017	Dustin Hopkins	60	0	18	19	14	17	0
2018	Dustin Hopkins	103	0	25	26	26	29	0

INTERCEPTIONS

YEAR	PLAYER	NO	YDS	AVG	LG	TD
1940	Frankie Filchock	4	1	0.3	-	0
1941	Sammy Baugh	4	83	20.8	35	0
	Andy Farkas	4	27	6.8	26	0
1942	Sammy Baugh	5	77	15.4	29	0
1943	Sammy Baugh *	11	112	10.2	23	0
1944	Wilbur Moore	5	53	10.6	35	0
1945	Sammy Baugh	4	114	28.5	74	0
	Bob Seymour	4	28	7.0	8	0
	Dick Todd	4	35	8.8	22	0
1946	Steve Bagarus	4	66	16.5	41	0
	Dick Todd	4	26	6.5	0	0
1947	Tom Farmer	6	27	4.5	22	0
1948	Dan Sandifer [R] *	13	258	19.8	54	2
1949	Dan Sandifer	5	82	16.4	59	0
1950	Harry Dowda	4	28	7.0	28	1
	Hall Haynes [R]	4	77	19.3	40	1
1951	Harry Gilmer	5	79	15.8	30	0
	Ed Salem [R]	5	26	5.2	21	0
1952	Johnny Williams [R]	5	97	19.4	38	1
1953	Don Doll	10	102	10.2	28	0
1954	Dick Alban	9	81	9.0	27	0
1955	Norb Hecker	6	52	8.7	26	0
1956	Norb Hecker	8	26	3.3	14	0
1957	Norb Hecker	3	39	13.0	22	0
	Don Shula	3	48	16.0	30	0
1958	Dick James	4	43	10.8	23	0
1959	Dick James	3	47	15.7	25	0
1960	Ben Scotti	4	76	19.0	30	0
1961	Jim Kerr [R]	7	93	13.3	38	0
1962	Claude Crabb [R]	6	30	5.0	13	0
1963	Jim Steffen	5	140	28.0	78	1
1964	Paul Krause [R] *	12	140	11.7	35	1
1965	Paul Krause	6	118	19.7	43	0
	Johnny Sample	6	57	9.5	28	0
1966	Brig Owens [R]	7	165	23.6	60	1
1967	Paul Krause	8	75	9.4	32	0
1968	Brig Owens	8	109	13.6	38	0
1969	Rickie Harris	4	81	20.3	47	0
1970	Mike Bass	4	37	9.3	22	0
	Brig Owens	4	86	21.5	32	0
1971	Mike Bass	8	78	9.8	38	1
1972	Pat Fischer	4	61	15.3	35	0
	Chris Hanburger	4	98	24.5	41	1
1973	Ken Houston	6	32	5.3	22	0
1974	Ken Stone	5	95	19.0	31	0
1975	Mike Bass	4	85	21.3	30	0
	Ken Houston	4	33	8.3	19	0
1976	Joe Lavender	8	77	9.6	28	0
1977	Ken Houston	5	69	13.8	31	0
1978	Jake Scott	7	72	10.3	39	0
1979	Lemar Parrish *	9	65	7.2	23	0
1980	Lemar Parrish	7	13	1.9	9	0
1981	Mark Murphy	7	68	9.7	29	0
1982	Vernon Dean [R]	3	62	20.7	26	0
	Jeris White	3	4	1.3	4	0
1983	Mark Murphy *	9	127	14.1	48	0
1984	Vernon Dean	7	114	16.3	36	2
1985	Vernon Dean	5	8	1.6	8	0
	Curtis Jordan	5	88	17.6	36	0
1986	Darrell Green	5	9	1.8	7	0
1987	Barry Wilburn *	9	135	15.0	100	1
1988	Barry Wilburn	4	24	6.0	14	0
1989	Brian Davis	4	40	10.0	15	0

A.J. Johnson [R]	4	94	23.5	59	1	
Alvin Walton	4	58	14.5	29	1	
1990	Martin Mayhew	7	20	2.9	15	0
1991	Darrell Green	5	47	9.4	24	0
	Wilber Marshall	5	75	15.0	54	1
1992	Brad Edwards	6	157	26.2	53	1
1993	Tom Carter [R]	6	54	9.0	29	0
1994	Andre Collins	4	150	37.5	92	2
1995	Tom Carter	4	116	29.0	51	1
1996	Tom Carter	5	24	4.8	24	0
1997	Cris Dishman	4	47	11.8	29	1
	Stanley Richard	4	28	7.0	23	0
1998	Leomont Evans	3	77	25.7	54	0
	Darrell Green	3	36	12.0	36	0
1999	Matt Stevens	6	61	10.2	25	0
2000	Champ Bailey	5	48	9.6	48	0
2001	Fred Smoot [R]	5	36	7.2	36	0
2002	Fred Smoot	4	12	3.0	12	0
2003	Fred Smoot	4	35	8.8	35	0
2004	Shawn Springs	5	117	23.4	38	0
2005	Lemar Marshall	4	55	13.8	27	1
2006	Sean Taylor [6 5 others]	1	25	25.0	25	0
2007	Sean Taylor	5	98	19.6	48	0
2008	Chris Horton	3	13	4.3	10	0
2009	DeAngelo Hall	4	114	28.5	44	0
2010	DeAngelo Hall	6	92	15.3	92	1
2011	Oshiomogho Atogwe	3	42	14.0	26	0
	DeAngelo Hall	3	46	15.3	26	0
2012	London Fletcher	5	29	5.8	10	0
2013	DeAngelo Hall	4	49	12.3	26	2
2014	Bashaud Breeland [R]	2	0	0.0	0	0
2015	Will Blackmon	2	7	3.5	6	0
	Bashaud Breeland	2	56	28.0	28	0
	Perry Riley, Jr.	2	7	3.5	7	0
2016	Bashaud Breeland	3	32	10.7	23	0
	Josh Norman	3	38	12.7	35	0
2017	Kendall Fuller	4	4	1.0	3	0
	D.J. Swearinger	4	32	8.0	31	0
2018	D.J. Swearinger	4	33	8.3	22	0

PUNTS

YEAR	PLAYER	NO	YDS	AVG	NET	TB	In20	LG
1939	Sammy Baugh	26	998	38.4	-	-	-	69
1940	Sammy Baugh	35	1799	51.4	-	-	-	85
1941	Sammy Baugh	30	1462	48.7	-	-	-	75
1942	Sammy Baugh	37	1785	48.2	-	-	-	74
1943	Sammy Baugh *	50	2295	45.9	-	-	-	81
1944	Sammy Baugh	44	1787	40.6	-	-	-	76
1945	Sammy Baugh	33	1429	43.3	-	-	-	57
1946	Sammy Baugh	33	1488	45.1	-	-	-	60
1947	Sammy Baugh	35	1528	43.7	-	-	-	67
1948	Dick Poillon	51	2150	42.2	-	-	-	76
1949	Dick Poillon	67	2697	40.3	-	-	-	59
1950	Choo-Choo Justice [R]	22	908	41.3	-	-	-	57
1951	Billy Cox [R]	28	1122	40.1	-	-	-	61
1952	Eddie LeBaron [R]	51	2150	42.2	-	-	-	63
1953	Eddie LeBaron	51	2004	39.3	-	-	-	60
1954	Choo-Choo Justice	61	2481	40.3	-	-	-	63
1955	Eddie LeBaron	62	2581	41.6	-	-	-	57
1956	Sam Baker	59	2510	42.5	-	-	-	56
1957	Sam Baker	50	2139	42.8	-	-	-	63
1958	Sam Baker	48	2181	45.4	-	-	-	64
1959	Sam Baker	49	2229	45.5	-	-	-	65
1960	Eagle Day	59	2476	42.0	-	-	-	56
1961	Sam Horner	63	2409	38.2	-	-	-	62
1962	Doug Elmore [R]	54	1860	34.4	-	-	-	52
1963	Pat Richter [R]	53	2210	41.7	-	-	-	61
1964	Pat Richter *	91	3749	41.2	-	-	-	63
1965	Pat Richter	54	2364	43.8	-	-	-	72
1966	Pat Richter	68	2884	42.4	-	-	-	60
1967	Pat Richter	72	2976	41.3	-	-	-	58
1968	Mike Bragg [R]	76	3288	43.3	-	-	-	64
1969	Mike Bragg	70	2957	42.2	-	-	-	63
1970	Mike Bragg	61	2493	40.9	-	-	-	66

YEARLY LEADERS

1971	Mike Bragg	58	2348	40.5	-	-	-	59
1972	Mike Bragg	59	2273	38.5	-	-	-	62
1973	Mike Bragg	64	2581	40.3	-	-	-	61
1974	Mike Bragg	74	2823	38.1	-	-	-	57
1975	Mike Bragg	72	2924	40.6	-	-	-	63
1976	Mike Bragg	90	3503	38.9	32.9	11	15	56
1977	Mike Bragg	91	3502	38.5	35.1	4	29	56
1978	Mike Bragg *	103	4056	39.4	33.9	10	23	56
1979	Mike Bragg	78	2998	38.4	34.1	10	12	74
1980	Mike Connell	85	3331	39.2	33.4	7	11	57
1981	Mike Connell	73	2923	40.0	33.4	5	13	57
1982	Jeff Hayes (R)	51	1937	38.0	33.3	5	10	58
1983	Jeff Hayes	72	2796	38.8	32.6	2	29	56
1984	Jeff Hayes	72	2834	39.4	34.9	5	11	59
1985	Steve Cox	52	2175	41.8	32.4	13	14	57
1986	Steve Cox	75	3271	43.6	36.4	16	21	58
1987	Steve Cox	63	2571	40.8	35.0	7	14	77
1988	Greg Coleman	39	1505	38.6	29.2	3	8	53
1989	Ralf Mojsiejenko	62	2663	43.0	33.3	9	21	74
1990	Ralf Mojsiejenko	43	1687	39.2	34.2	0	17	53
1991	Kelly Goodburn	52	2070	39.8	33.1	3	16	61
1992	Kelly Goodburn	64	2555	39.9	32.7	5	17	66
1993	Reggie Roby	78	3447	44.2	37.2	10	25	60
1994	Reggie Roby	82	3639	44.4	36.1	12	21	65
1995	Matt Turk (R)	74	3140	42.4	37.7	9	29	60
1996	Matt Turk	75	3386	45.1	39.2	11	24	63
1997	Matt Turk	84	3788	45.1	39.2	11	32	62
1998	Matt Turk	93	4103	44.1	39.0	9	33	69
1999	Matt Turk	62	2564	41.4	35.6	10	16	57
2000	Tommy Barnhardt	79	3160	40.0	34.4	5	23	53
2001	Bryan Barker	90	3747	41.6	34.8	9	27	59
2002	Bryan Barker	48	1924	40.1	30.0	5	13	63
2003	Bryan Barker	84	3377	40.2	34.3	5	24	69
2004	Tom Tupa *	103	4544	44.1	35.2	8	30	61
2005	Derrick Frost	76	3074	40.4	36.7	6	23	55
2006	Derrick Frost	81	3471	42.9	36.7	7	27	60
2007	Derrick Frost	75	3072	41.0	36.4	7	23	64
2008	Ryan Plackemeier	55	2291	41.7	33.9	10	15	62
2009	Hunter Smith	57	2356	41.3	36.8	5	23	59
2010	Hunter Smith	57	2310	40.5	33.7	1	17	56
2011	Sav Rocca	66	2842	43.1	39.0	1	28	63
2012	Sav Rocca	68	2984	43.9	37.2	3	22	61
2013	Sav Rocca	84	3526	42.0	33.8	0	26	63
2014	Tress Way	77	3659	47.5	40.0	7	22	77
2015	Tress Way	70	3224	46.1	39.8	7	21	64
2016	Tress Way	49	2209	45.1	38.9	4	15	61
2017	Tress Way	83	3794	45.7	39.0	6	33	64
2018	Tress Way	79	3581	45.3	41.5	0	41	63

PUNTING AVERAGE

YEAR	PLAYER	AVG	NO	YDS	NET
1939	Sammy Baugh	38.4	26	998	-
1940	Sammy Baugh * #	51.4	35	1799	-
1941	Sammy Baugh	48.7	30	1462	-
1942	Sammy Baugh *	48.2	37	1785	-
1943	Sammy Baugh *	45.9	50	2295	-
1944	Sammy Baugh	40.6	44	1787	-
1945	Sammy Baugh *	43.3	33	1429	-
1946	Sammy Baugh	45.1	33	1488	-
1947	Sammy Baugh *	43.7	35	1528	-
1948	Dick Poillon	42.2	51	2150	-
1949	Dick Poillon	40.3	67	2697	-
1950	Choo-Choo Justice (R)	41.3	22	908	-
1951	Billy Cox (R)	40.1	28	1122	-
1952	Eddie LeBaron (R)	42.2	51	2150	-
1953	Eddie LeBaron	39.3	51	2004	-
1954	Choo-Choo Justice	40.3	61	2461	-
1955	Eddie LeBaron	41.6	62	2581	-
1956	Sam Baker	42.5	59	2510	-
1957	Sam Baker	42.8	50	2139	-
1958	Sam Baker *	45.4	48	2181	-
1959	Sam Baker	45.5	49	2229	-
1960	Eagle Day	42	59	2476	-
1961	Sam Horner	38.2	63	2409	-

1962	Doug Elmore (R)	34.4	54	1860	-
1963	Pat Richter (R)	41.7	53	2210	-
1964	Pat Richter	41.2	91	3749	-
1965	Pat Richter	43.8	54	2364	-
1966	Pat Richter	42.4	68	2884	-
1967	Pat Richter	41.3	72	2976	-
1968	Mike Bragg (R)	43.3	76	3288	-
1969	Mike Bragg	42.2	70	2957	-
1970	Mike Bragg	40.9	61	2493	-
1971	Mike Bragg	40.5	58	2348	-
1972	Mike Bragg	38.5	59	2273	-
1973	Mike Bragg	40.3	64	2581	-
1974	Mike Bragg	38.1	74	2823	-
1975	Mike Bragg	40.6	72	2924	-
1976	Mike Bragg	38.9	90	3503	32.9
1977	Mike Bragg	38.5	91	3502	35.1
1978	Mike Bragg	39.4	103	4056	33.9
1979	Mike Bragg	38.4	78	2998	34.1
1980	Mike Connell	39.2	85	3331	33.4
1981	Mike Connell	40	73	2923	33.4
1982	Jeff Hayes (R)	38.8	51	1937	33.3
1983	Jeff Hayes	38.8	72	2796	32.6
1984	Jeff Hayes	39.4	72	2834	34.9
1985	Steve Cox	41.8	52	2175	32.4
1986	Steve Cox	43.6	75	3271	36.4
1987	Steve Cox	40.8	63	2571	35.0
1988	Tommy Barnhardt	41.9	15	628	34.3
1989	Ralf Mojsiejenko	43	62	2663	33.3
1990	Ralf Mojsiejenko	39.2	43	1687	34.2
1991	Kelly Goodburn	38.8	52	2070	33.1
1992	Kelly Goodburn	39.9	64	2555	32.7
1993	Reggie Roby	44.2	78	3447	37.2
1994	Reggie Roby	44.4	82	3639	36.1
1995	Matt Turk (R)	42.4	74	3140	37.7
1996	Matt Turk *	45.1	75	3386	39.2
1997	Matt Turk	45.1	84	3788	39.2
1998	Matt Turk	44.1	93	4103	39.0
1999	Matt Turk	41.4	62	2564	35.6
2000	Tommy Barnhardt	40	79	3160	34.4
2001	Bryan Barker	41.6	90	3747	34.8
2002	Bryan Barker	40.1	48	1924	30.0
2003	Bryan Barker	40.2	84	3377	34.3
2004	Tom Tupa *	44.1	103	4544	35.2
2005	Derrick Frost	40.4	76	3074	36.7
2006	Derrick Frost	42.9	81	3471	36.7
2007	Derrick Frost	41	75	3072	36.4
2008	Ryan Plackemeier	41.7	55	2291	33.9
2009	Hunter Smith	41.3	57	2356	36.8
2010	Josh Bidwell	41.7	15	625	37.7
2011	Sav Rocca	43.1	66	2842	39.0
2012	Sav Rocca	43.9	68	2984	37.2
2013	Sav Rocca	42	84	3526	33.8
2014	Tress Way *	47.5	77	3659	40.0
2015	Tress Way	46.1	70	3224	39.8
2016	Tress Way	45.1	49	2209	38.9
2017	Tress Way	45.7	83	3794	39.0
2018	Tress Way	45.3	79	3581	41.5

PUNT RETURNS

YEAR	PLAYER	NO	YDS	AVG	LG	TD
1941	Andy Farkas	14	152	10.9	59	1
	Dick Todd	14	238	17.0	73	1
1942	Andy Farkas	16	219	13.7	51	0
1943	Andy Farkas *	15	168	11.2	33	0
1944	Frank Seno	10	129	12.9	60	0
1945	Steve Bagarus (R) *	21	251	12.0	28	0
1946	Steve Bagarus	18	192	10.7	33	0
1947	Eddie Saenz	24	308	12.8	30	0
1948	Dan Sandifer (R)	20	236	11.8	35	0
1949	Dan Sandifer	18	199	11.1	41	0
1950	Eddie Saenz	14	125	8.9	24	0
1951	Bill Dudley	22	172	7.8	27	0
1952	Johnny Williams (R)	24	366	15.3	74	2
1953	Johnny Williams	18	172	9.6	62	0

YEARLY LEADERS

1954	Joe Scudero (R)	14	53	3.8	25	0
1955	Joe Scudero	25	241	9.6	49t	1
1956	Joe Scudero	10	50	5.0	12	0
1957	Bert Zagers	14	217	15.5	76t	2
1958	Joe Scudero	8	27	3.4	8	0
1959	Dick James	21	95	4.5	26	0
1960	Dick James	7	46	6.6	20	0
1961	Dick James	12	90	7.5	18	0
1962	Dick James	19	145	7.6	33	0
1963	Dick James	16	214	13.4	39	0
1964	Pervis Atkins	13	138	10.6	68	0
1965	Rickie Harris (R)	31	377	12.2	57t	1
1966	Rickie Harris	18	108	6.0	52t	1
1967	Rickie Harris	23	208	9.0	51	0
1968	Rickie Harris	19	144	7.6	20	0
1969	Rickie Harris	14	158	11.3	86t	1
1970	Rickie Harris	14	10	0.7	8	0
1971	Ted Vactor	23	194	8.4	30	0
1972	Ted Vactor	17	88	5.2	28	0
1973	Speedy Duncan	28	228	8.1	18	0
1974	Joe Theismann (R)	15	157	10.5	44	0
1975	Larry Jones *	53	407	7.7	52t	1
1976	Eddie Brown	48	646	13.5	71t	1
1977	Eddie Brown *	57	452	7.9	43	0
1978	Tony Green (R)	42	443	10.5	80t	1
1979	Buddy Hardeman (R)	24	207	8.6	52	0
1980	Mike Nelms (R)	48	487	10.1	64	0
1981	Mike Nelms	45	492	10.9	75t	2
1982	Mike Nelms	32	252	7.9	28	0
1983	Mike Nelms	38	289	7.6	35	0
1984	Mike Nelms	49	428	8.7	46	0
1985	Ken Jenkins	26	272	10.5	28	0
1986	Ken Jenkins	28	270	9.6	39	0
1987	Eric Yarber	37	273	7.4	33	0
1988	Derrick Shepard	12	104	8.7	23	0
1989	Joe Johnson (R)	21	200	9.5	38	0
1990	Walter Stanley	24	176	7.3	32	0
1991	Brian Mitchell	45	600	13.3	69t	2
1992	Brian Mitchell	29	271	9.3	84t	1
1993	Brian Mitchell	29	193	6.7	48	0
1994	Brian Mitchell	32	452	14.1	78t	2
1995	Brian Mitchell	25	315	12.6	59t	1
1996	Brian Mitchell	23	258	11.2	71	0
1997	Brian Mitchell	38	442	11.6	63t	1
1998	Brian Mitchell	44	506	11.5	47	0
1999	Brian Mitchell	40	392	8.3	33	0
2000	Deion Sanders	25	185	7.4	57	0
2001	Eric Metcalf	33	412	12.5	89t	1
2002	Champ Bailey	24	238	9.9	39	0
2003	Chad Morton	19	188	9.9	28	0
2004	James Thrash	19	162	8.5	43	0
2005	Antonio Brown	13	63	4.8	16	0
2006	Antwaan Randle El	39	342	8.8	87t	1
2007	Antwaan Randle El	34	209	6.1	27	0
2008	Antwaan Randle El	39	254	6.5	36	0
2009	Antwaan Randle El	17	102	6.0	43	0
2010	Brandon Banks (R)	38	431	11.3	53	0
2011	Brandon Banks	36	328	9.1	55	0
2012	Brandon Banks	28	178	6.8	27	0
2013	Santana Moss	18	130	7.2	18	0
2014	Andre Roberts	28	208	7.4	37	0
2015	Jamison Crowder (R)	30	158	5.3	16	0
2016	Jamison Crowder	27	328	12.1	85t	1
2017	Jamison Crowder	27	171	6.3	29	0
2018	Greg Stroman (R)	8	27	3.4	10	0

PUNT RETURN YARDS

YEAR	PLAYER	YDS	NO	AVG	LG	TD
1941	Dick Todd	238	14	17	73	1
1942	Andy Farkas	219	16	13.7	51	0
1943	Bob Seymour	173	13	13.3	22	0
1944	Frank Seno	129	10	12.9	60	0
1945	Steve Bagarus (R) *	251	21	12	28	0
1946	Steve Bagarus	192	18	10.7	33	0

1947	Eddie Saenz	308	24	12.8	30	0
1948	Dan Sandifer (R)	236	20	11.8	35	0
1949	Dan Sandifer	199	18	11.1	41	0
1950	Bill Dudley	185	12	15.4	96t	1
1951	Bill Dudley	172	22	7.8	27	0
1952	Johnny Williams (R)	366	24	15.3	74t	2
1953	Johnny Williams	172	18	9.6	62	0
1954	Joe Scudero (R)	53	14	3.8	25	0
1955	Joe Scudero	241	25	9.6	49t	1
1956	Tom Runnels (R)	91	8	11.4	59	0
1957	Bert Zagers *	217	14	15.5	76t	2
1958	Bert Zagers	41	7	5.9	23	0
1959	Dick James	95	21	4.5	26	0
1960	Dick James	46	7	6.6	20	0
1961	Dick James	90	12	7.5	18	0
1962	Dick James	145	19	7.6	33	0
1963	Dick James	214	16	13.4	39	0
1964	Pervis Atkins	138	13	10.6	68	0
1965	Rickie Harris (R)	377	31	12.2	57t	1
1966	Rickie Harris	108	18	6	52t	1
1967	Rickie Harris	208	23	9	51	0
1968	Rickie Harris	144	19	7.6	20	0
1969	Rickie Harris	158	14	11.3	86t	1
1970	Walter Roberts	28	10	2.8	9	0
1971	Speedy Duncan	233	22	10.6	33	0
1972	Ted Vactor	88	17	5.2	28	0
1973	Speedy Duncan	228	28	8.1	18	0
1974	Joe Theismann (R)	157	15	10.5	44	0
1975	Larry Jones	407	53	7.7	52t	1
1976	Eddie Brown *	646	48	13.5	71t	1
1977	Eddie Brown	452	57	7.9	43	0
1978	Tony Green (R)	443	42	10.5	80t	1
1979	Buddy Hardeman (R)	207	24	8.6	52	0
1980	Mike Nelms (R)	487	48	10.1	64	0
1981	Mike Nelms	492	45	10.9	75t	2
1982	Mike Nelms	252	32	7.9	28	0
1983	Mike Nelms	289	38	7.6	35	0
1984	Mike Nelms	428	49	8.7	46	0
1985	Ken Jenkins	272	26	10.5	28	0
1986	Ken Jenkins	270	28	9.6	39	0
1987	Eric Yarber	273	37	7.4	33	0
1988	Derrick Shepard	104	12	8.7	23	0
1989	Joe Johnson (R)	200	21	9.5	38	0
1990	Walter Stanley	176	24	7.3	32	0
1991	Brian Mitchell *	600	45	13.3	69t	2
1992	Brian Mitchell	271	29	9.3	84t	1
1993	Brian Mitchell	193	29	6.7	48	0
1994	Brian Mitchell *	452	32	14.1	78t	2
1995	Brian Mitchell	315	25	12.6	59t	1
1996	Brian Mitchell	258	23	11.2	71	0
1997	Brian Mitchell	442	38	11.6	63t	1
1998	Brian Mitchell	506	44	11.5	47	0
1999	Brian Mitchell	332	40	8.3	33	0
2000	Deion Sanders	185	25	7.4	57	0
2001	Eric Metcalf	412	33	12.5	89t	1
2002	Champ Bailey	238	24	9.9	39	0
2003	Chad Morton	188	19	9.9	28	0
2004	James Thrash	162	19	8.5	43	0
2005	James Thrash	77	10	7.7	18	0
2006	Antwaan Randle El	342	39	8.8	87t	1
2007	Antwaan Randle El	209	34	6.1	27	0
2008	Antwaan Randle El	254	39	6.5	36	0
2009	Antwaan Randle El	102	17	6	43	0
2010	Brandon Banks (R)	431	38	11.3	53	0
2011	Brandon Banks	328	36	9.1	55	0
2012	Brandon Banks	178	26	6.8	27	0
2013	Santana Moss	130	18	7.2	18	0
2014	Andre Roberts	208	28	7.4	37	0
2015	Jamison Crowder (R)	158	30	5.3	16	0
2016	Jamison Crowder	328	27	12.1	85t	1
2017	Jamison Crowder	171	27	6.3	29	0
2018	Trey Quinn (R)	52	4	13.0	30	0

YEARLY LEADERS

KICK RETURNS

YEAR	PLAYER	NO.	YDS.	AVG.	LG.	TD
1941	Andy Farkas	6	105	17.5	-	0
1942	Andy Farkas	4	206	51.5	95t	1
1943	Andy Farkas	9	279	31.0	84	0
1944	Andy Farkas	11	229	20.8	35	0
1945	Steve Bagarus (R)	12	325	27.1	55	0
1946	Steve Bagarus	13	332	25.5	51	0
1947	Eddie Saenz *	29	797	27.5	94t	2
1948	Dan Sandifer (R) *	26	594	22.8	96t	1
1949	Eddie Saenz *	24	465	19.4	34	0
	Dan Sandifer *	24	518	21.6	70	0
1950	Eddie Saenz	12	347	28.9	71	0
1951	Harry Dowda	13	341	26.2	39	0
1952	Johnny Williams (R)	20	486	24.3	48	0
1953	Sam Baker (R)	9	186	20.7	40	0
	Johnny Williams	9	224	24.9	33	0
1954	Dale Atkeson (R)	24	623	26.0	99t	1
1955	Joe Scudero	25	699	28.0	94t	1
1956	Tom Runnels (R)	17	375	22.1	37	0
1957	Bert Zagers	15	348	23.2	35	0
1958	Sid Watson	19	443	23.3	47	0
1959	Dick James	23	503	21.9	38	0
1960	Sam Horner (R)	24	511	21.3	35	0
1961	Dick James	21	617	29.4	48	0
1962	Dick James	32	889	27.8	72	0
1963	Dick James	30	830	27.7	48	0
1964	Ozzie Clay (R)	19	482	25.4	84	0
1965	Billy Hunter (R)	18	432	24.0	50	0
1966	Fred Mazurek	21	505	24.0	58	0
1967	Rickie Harris	25	580	23.2	47	0
1968	Rickie Harris	23	579	25.2	49	0
1969	Rickie Harris	19	458	24.1	54	0
1970	Ted Vactor	28	700	25.0	51	0
1971	Speedy Duncan	27	724	26.8	48	0
1972	Speedy Duncan	15	364	24.3	41	0
1973	Herb Mul-Key	36	1011	28.1	97t	1
1974	Larry Jones (R)	23	672	29.2	102t	1
1975	Larry Jones *	47	1086	23.1	44	0
1976	Eddie Brown *	30	738	24.6	67	0
1977	Eddie Brown	34	852	25.1	46	0
1978	Tony Green (R)	34	870	25.6	99t	1
1979	Buddy Hardeman (R)	19	404	21.3	33	0
1980	Mike Nelms (R)	38	810	21.3	51	0
1981	Mike Nelms	37	1099	29.7	84	0
1982	Mike Nelms	23	557	24.2	58	0
1983	Mike Nelms	35	802	22.9	41	0
1984	Mike Nelms *	42	860	20.5	36	0
1985	Ken Jenkins	41	1018	24.8	95	0
1986	Ken Jenkins	27	554	20.5	37	0
1987	Keith Griffin	25	478	19.1	54	0
1988	Jamie Morris (R)	21	413	19.7	35	0
1989	A.J. Johnson (R)	24	504	21.0	38	0
1990	Joe Johnson	22	427	19.4	35	0
1991	Brian Mitchell	29	583	20.1	35	0
1992	Brian Mitchell	23	492	21.4	47	0
1993	Brian Mitchell	33	678	20.5	68	0
1994	Brian Mitchell	58	1478	25.5	86	0
1995	Brian Mitchell	55	1408	25.6	59	0
1996	Brian Mitchell	56	1258	22.5	50	0
1997	Brian Mitchell	47	1094	23.3	97t	1
1998	Brian Mitchell	59	1337	22.7	101t	1
1999	Brian Mitchell	43	893	20.8	45	0
2000	James Thrash	45	1000	22.2	49	0
2001	Michael Bates	49	1150	23.5	41	0
2002	LaDell Betts (R)	28	690	24.6	60	0
2003	Chad Morton	44	1029	23.4	94t	1
2004	LaDell Betts	23	528	23.0	70	0
2005	LaDell Betts	24	621	25.9	94t	1
2006	Rock Cartwright *	64	1541	24.1	100t	1
2007	Rock Cartwright	52	1339	25.8	80	0
2008	Rock Cartwright	51	1307	25.6	87	0
2009	Rock Cartwright	39	868	22.3	42	0

2010	Brandon Banks (R)	46	1155	25.1	96t	1
2011	Brandon Banks *	51	1174	23.0	47	0
2012	Brandon Banks	22	527	24.0	55	0
2013	Niles Paul	20	411	20.6	39	0
2014	Andre Roberts	30	710	23.7	45	0
2015	Rashad Ross	28	684	24.4	101t	1
2016	Chris Thompson	17	360	21.2	28	0
2017	Bashaud Breeland	10	208	20.8	35	0
2018	Danny Johnson (R)	12	283	23.6	44	0

KICK RETURN YARDS

YEAR	PLAYER	YDS.	NO.	AVG.	LG.	TD
1941	Frankie Filchcock	126	5	25.2	-	0
1942	Andy Farkas	206	4	51.5	95t	1
1943	Andy Farkas	279	9	31.0	84	0
1944	Andy Farkas	229	11	20.8	35	0
1945	Steve Bagarus (R)	325	12	27.1	55	0
1946	Steve Bagarus	332	13	25.5	51	0
1947	Eddie Saenz *	797	29	27.5	94t	2
1948	Dan Sandifer (R) *	594	26	22.8	96t	1
1949	Dan Sandifer	518	24	21.6	70	0
1950	Eddie Saenz	347	12	28.9	71	0
1951	Harry Dowda	341	13	26.2	39	0
1952	Johnny Williams (R)	486	20	24.3	48	0
1953	Johnny Williams	224	9	24.9	33	0
1954	Dale Atkeson (R)	623	24	26.0	99t	1
1955	Joe Scudero	699	25	28.0	94t	1
1956	Tom Runnels (R)	375	17	22.1	37	0
1957	Bert Zagers	348	15	23.2	35	0
1958	Sid Watson	443	19	23.3	47	0
1959	Dick James	503	23	21.9	38	0
1960	Sam Horner (R)	511	24	21.3	35	0
1961	Dick James	617	21	29.4	48	0
1962	Dick James	889	32	27.8	72	0
1963	Dick James	830	30	27.7	48	0
1964	Ozzie Clay (R)	482	19	25.4	84	0
1965	Billy Hunter (R)	432	18	24.0	50	0
1966	Fred Mazurek	505	21	24.0	58	0
1967	Rickie Harris	580	25	23.2	47	0
1968	Rickie Harris	579	23	25.2	49	0
1969	Rickie Harris	458	19	24.1	54	0
1970	Ted Vactor	700	28	25.0	51	0
1971	Speedy Duncan	724	27	26.8	48	0
1972	Speedy Duncan	364	15	24.3	41	0
1973	Herb Mul-Key *	1011	36	28.1	97t	1
1974	Larry Jones (R)	672	23	29.2	102t	1
1975	Larry Jones *	1086	47	23.1	44	0
1976	Eddie Brown	738	30	24.6	67	0
1977	Eddie Brown	852	34	25.1	46	0
1978	Tony Green (R)	870	34	25.6	99t	1
1979	Buddy Hardeman (R)	404	19	21.3	33	0
1980	Mike Nelms (R)	810	38	21.3	51	0
1981	Mike Nelms	1099	37	29.7	84	0
1982	Mike Nelms *	557	23	24.2	58	0
1983	Mike Nelms	802	35	22.9	41	0
1984	Mike Nelms	860	42	20.5	36	0
1985	Ken Jenkins	1018	41	24.8	95	0
1986	Ken Jenkins	554	27	20.5	37	0
1987	Keith Griffin	478	25	19.1	54	0
1988	Jamie Morris (R)	413	21	19.7	35	0
1989	Joe Johnson (R)	522	21	24.9	99t	1
1990	Joe Johnson	427	22	19.4	35	0
1991	Brian Mitchell	583	29	20.1	35	0
1992	Brian Mitchell	492	23	21.4	47	0
1993	Brian Mitchell	678	33	20.5	68	0
1994	Brian Mitchell *	1478	58	25.5	86	0
1995	Brian Mitchell	1408	55	25.6	59	0
1996	Brian Mitchell	1258	56	22.5	50	0
1997	Brian Mitchell	1094	47	23.3	97t	1
1998	Brian Mitchell	1337	59	22.7	101t	1
1999	Brian Mitchell	893	43	20.8	45	0
2000	James Thrash	1000	45	22.2	49	0
2001	Michael Bates	1150	49	23.5	41	0
2002	LaDell Betts (R)	690	28	24.6	60	0

YEARLY LEADERS

2003	Chad Morton	1029	44	23.4	94t	1
2004	Ladell Betts	528	23	23.0	70	0
2005	Ladell Betts	621	24	25.9	94t	1
2006	Rock Cartwright *	1541	64	24.1	100t	1
2007	Rock Cartwright	1339	52	25.8	80	0
2008	Rock Cartwright	1307	51	25.6	87	0
2009	Rock Cartwright	868	39	22.3	42	0
2010	Brandon Banks (R)	1155	46	25.1	96t	1
2011	Brandon Banks *	1174	51	23.0	47	0
2012	Brandon Banks	527	22	24.0	55	0
2013	Niles Paul	411	20	20.6	39	0
2014	Andre Roberts	710	30	23.7	45	0
2015	Rashad Ross	684	28	24.4	101t	1
2016	Chris Thompson	360	17	21.2	28	0
2017	Bashaud Breeland	208	10	20.8	35	0
2018	Danny Johnson (R)	283	12	23.6	44	0

• NFL Leader * NFC Leader * Team Record
NFL Record (R) Rookie

YEARLY RESULTS

LEGEND

(M) Monday (T) Tuesday (W) Wednesday
(H) Thursday (F) Friday (S) Saturday
All other games played on Sunday

1932 [4-4-2]

Coach Lud Wray

10/2 vs. Brooklyn	0-14 L	6,000
10/9 vs. NY Giants	14-6 W	8,000
10/16 vs. Chi. Cardinals	0-9 L	15,000
10/23 at NY Giants	0-0 T	15,000
10/30 vs. Chicago Bears	7-7 T	18,000
11/6 vs. Staten Island	19-6 W	
11/13 vs. Green Bay	0-21 L	16,500
11/20 at Portsmouth	0-10 L	5,000
11/27 at Chi. Cardinals	8-6 W	6,200
12/4 at Brooklyn	7-0 W	20,000

1933 [5-5-2]

Coach Lane Star Dietz

9/17 at Green Bay	7-7 T	5,000
10/1 at Chicago Bears	0-7 L	8,000
10/4 at Pittsburgh (W)	21-6 W	15,000
10/8 vs. NY Giants	21-20 W	17,000
10/15 vs. Portsmouth	0-13 L	21,000
10/22 vs. Chi. Cardinals	10-0 W	18,000
10/29 vs. Pittsburgh	14-16 L	7,500
11/5 vs. Chicago Bears	10-0 W	22,820
11/12 at NY Giants	0-7 L	17,601
11/19 vs. Green Bay	20-7 W	16,399
11/26 at Brooklyn	0-14 L	15,000
12/3 at Chi. Cardinals	0-0 T	7,000

1934 [6-6]

Coach Lane Star Dietz

9/16 at Pittsburgh	7-0 W	17,171
9/30 at Brooklyn	6-10 L	12,500
10/7 vs. NY Giants	13-16 L	17,033
10/14 vs. Pittsburgh	39-0 W	15,500
10/17 at Detroit (W)	0-24 L	12,000
10/21 vs. Philadelphia	6-0 W	10,344
10/28 vs. Chi. Cardinals	9-0 W	10,000
11/4 vs. Green Bay	0-10 L	23,722
11/11 vs. Chicago Bears	0-21 L	26,000
11/18 at Philadelphia	14-7 W	8,500
11/25 at NY Giants	0-3 L	20,000
12/2 vs. Brooklyn	13-3 W	13,000

1935 [2-8-1]

Coach Eddie Casey

9/29 vs. Brooklyn	7-3 W	17,930
10/6 vs. NY Giants	12-20 L	8,000
10/13 vs. Detroit	7-17 L	18,737
10/20 at NY Giants	6-17 L	20,000
10/27 at Pittsburgh	0-6 L	11,379
10/30 at Detroit (W)	0-14 L	14,000
11/3 vs. Philadelphia	6-7 L	10,000
11/10 vs. Chicago	14-30 L	16,423
11/24 vs. Chi. Cardinals	0-6 L	4,152
12/1 vs. Pittsburgh	0-3 W	5,000
12/8 at Brooklyn	0-0 T	7,500

1936 [7-5]

Coach Ray Flaherty

9/13 at Pittsburgh	0-10 L	15,622
9/20 at Philadelphia	26-3 W	20,000
9/27 at Brooklyn	14-3 W	15,000
10/4 vs. NY Giants	0-7 L	14,133
10/11 at Green Bay	2-31 L	6,108
10/18 vs. Philadelphia	17-7 W	4,000
11/1 vs. Chi. Cardinals	13-10 W	7,000
11/8 vs. Green Bay	3-7 L	11,220
11/15 vs. Chicago	0-26 L	12,000
11/22 vs. Brooklyn	30-6 W	4,197
11/29 vs. Pittsburgh	30-0 W	4,813
12/6 at NY Giants	14-0 W	18,000

World Championship (Polo Grounds, New York)

12/13 vs. Green Bay	6-21 L	29,595
-------	---------------------	--------	--------

1937 [8-3]

Coach Ray Flaherty

9/16 vs. NY Giants (H)	13-3 W	25,000
9/24 vs. Chi. Cardinals (F)	14-21 L	22,367
10/3 at Brooklyn	11-7 W	16,000
10/10 vs. Philadelphia	0-14 L	7,320
10/17 vs. Pittsburgh	34-20 W	12,835
10/24 at Philadelphia	10-7 W	13,167
10/31 vs. Brooklyn	21-0 W	22,500
11/14 at Pittsburgh	13-21 L	12,242
11/21 at Cleveland Rams	16-7 W	3,500
11/28 vs. Green Bay	14-6 W	30,000
12/5 at NY Giants	49-14 W	

World Championship (Wrigley Field, Chicago)

12/12 at Chicago	28-21 W	15,878
-------	------------------	---------	--------

1938 [6-3-2]

Coach Ray Flaherty

9/11 at Philadelphia	26-23 W	20,000
9/18 vs. Brooklyn	16-16 T	29,000
9/25 vs. Cleveland Rams	37-13 W	27,000
10/9 vs. NY Giants	7-10 L	37,500
10/16 at Detroit	7-5 W	42,855
10/23 vs. Philadelphia	20-14 W	3,000
10/30 at Brooklyn	6-6 T	29,913
11/6 at Pittsburgh	7-0 W	12,910
11/13 at Chicago	7-31 L	21,817
11/27 vs. Pittsburgh	15-0 W	12,910
12/4 at NY Giants	0-36 L	57,461

1939 [8-2-1]

Coach Ray Flaherty

9/17 at Philadelphia	7-0 W	33,528
10/1 vs. NY Giants	0-0 T	34,712
10/8 vs. Brooklyn	41-13 W	27,092
10/15 vs. Pittsburgh	44-14 W	25,982
10/22 at Pittsburgh	21-14 W	8,602
10/29 at Green Bay	14-24 L	24,308
11/5 vs. Philadelphia	7-6 W	20,444
11/12 at Brooklyn	42-0 W	29,581
11/19 vs. Chi. Cardinals	28-7 W	26,667
11/26 vs. Detroit	31-7 W	36,183
12/3 at NY Giants	7-9 L	62,404

1940 [9-2]

Coach Ray Flaherty

9/15 vs. Brooklyn	24-17 W	32,763
9/22 vs. NY Giants	21-7 W	34,712
10/6 at Pittsburgh	40-10 W	25,213
10/13 vs. Chi. Cardinals	28-21 W	33,691
10/20 at Philadelphia	34-17 W	26,083
10/27 at Detroit	20-14 W	28,090
11/3 vs. Pittsburgh	37-10 W	31,204
11/10 at Brooklyn	14-16 L	33,846
11/17 vs. Chicago	7-3 W	35,231
11/24 at NY Giants	7-21 L	46,439
12/1 vs. Philadelphia	13-6 W	25,638

World Championship (Griffith Stadium, Washington)

12/8 vs. Chicago	0-73 L	36,034
------	-------------------	--------	--------

1941 [6-5]

Coach Ray Flaherty

9/28 vs. NY Giants	10-17 L	35,677
10/5 vs. Brooklyn	3-0 W	32,642
10/12 at Pittsburgh	24-20 W	18,733
10/19 at Philadelphia	21-17 W	19,071
10/26 vs. Cleveland Rams	17-13 W	32,820
11/2 vs. Pittsburgh	23-3 W	30,755
11/9 at Brooklyn	7-13 L	31,713
11/16 at Chicago	21-35 L	30,095
11/23 at NY Giants	13-20 L	49,317
11/30 vs. Green Bay	17-22 L	35,594
12/7 vs. Philadelphia	20-14 W	27,002

1942 [10-1]

Coach Ray Flaherty

9/20 vs. Pittsburgh	28-14 W	25,000
9/27 vs. NY Giants	7-14 L	34,700
10/4 at Philadelphia	14-10 W	15,500
10/11 vs. Cleveland Rams	33-14 W	33,250
10/18 at Brooklyn	21-10 W	25,635
10/25 at Pittsburgh	14-0 W	37,764
11/1 vs. Philadelphia	30-27 W	32,658
11/8 vs. Chi. Cardinals	28-0 W	35,425
11/15 at NY Giants	14-7 W	30,879
11/22 vs. Brooklyn	23-3 W	34,450
11/29 at Detroit	15-3 W	6,044

World Championship (Griffith Stadium, Washington)

12/13 vs. Chicago	14-6 W	36,006
-------	-------------------	--------	--------

1943 [6-3-1]

Coach Arthur "Dutch" Bergman

10/10 vs. Brooklyn	27-0 W	35,450
10/17 at Green Bay	39-7 W	23,058
10/24 vs. Chi. Cardinals	13-7 W	35,450
10/31 at Brooklyn	48-10 W	11,471
11/7 at Phil-Pitt	14-14 T	28,893
11/14 vs. Detroit	42-20 W	35,450
11/21 vs. Chicago	21-7 W	35,671
11/28 vs. Phil-Pitt	14-27 L	35,826
12/5 at NY Giants	10-14 L	35,826
12/12 vs. NY Giants	7-31 L	35,540

Eastern Title Playoff

12/19 at NY Giants	28-0 W	42,800
-------	--------------------	--------	--------

World Championship (Wrigley Field, Chicago)

12/26 at Chicago	21-41 L	34,320
-------	------------------	---------	--------

1944 [6-3-1]

Coach Dudley DeGroot

10/8 at Philadelphia	31-31 T	32,549
10/15 at Boston Yanks	21-14 W	17,758
10/22 vs. Brooklyn Tigers	17-14 W	35,000
10/29 vs. Chi-Pitt	42-20 W	35,540
11/5 vs. Cleveland Rams	14-10 W	35,450
11/12 at Brooklyn Tigers	10-0 W	20,404
11/19 vs. Philadelphia	7-37 L	35,540
11/26 vs. Boston Yanks	14-7 W	35,540
12/3 at NY Giants	13-16 L	35,540
12/10 vs. NY Giants	0-31 L	47,457

1945 [8-2]

Coach Dudley DeGroot

10/7 at Boston Yanks	20-28 L	22,685
10/14 at Pittsburgh	14-0 W	14,050
10/21 vs. Philadelphia	24-14 W	34,788
10/28 at NY Giants	24-14 W	55,641
11/4 vs. Chi. Cardinals	24-21 W	35,000
11/11 vs. Boston Yanks	34-7 W	34,788
11/18 vs. Chicago	28-21 W	34,788
11/25 at Philadelphia	0-16 L	37,306
12/2 vs. Pittsburgh	24-0 W	34,788
12/9 vs. NY Giants	17-0 W	34,788

World Championship (Cleveland Stadium, Cleveland)

12/16 at Cleveland Rams	14-15 L	32,178
-------	-------------------------	---------	--------

1946 [5-5-1]

Coach A.G. Edwards

9/29 vs. Pittsburgh	14-14 T	33,620
10/6 vs. Detroit	17-16 W	33,569
10/13 vs. NY Giants	24-14 W	33,651
10/20 at Boston Yanks	14-6 W	24,357
10/27 vs. Philadelphia	24-28 W	33,691
11/3 at Pittsburgh	7-14 L	39,060
11/10 vs. Boston Yanks	17-14 W	33,691
11/17 at Chicago Bears	20-24 L	43,315
11/24 at Philadelphia	27-10 W	36,366
12/1 vs. Green Bay	7-20 L	33,691
12/8 at NY Giants	0-31 L	60,337

YEARLY RESULTS

1947 [4-8]

Coach A.G. "Turk" Edwards

9/28..... at Philadelphia.....	42-45 L	35,406
10/5..... vs. Pittsburgh.....	27-26 W	36,585
10/12..... vs. NY Giants.....	28-20 W	36,533
10/19..... at Green Bay.....	10-27 L	28,572
10/26..... vs. Chicago Bears.....	20-56 L	36,591
11/2..... vs. Philadelphia.....	14-38 L	36,591
11/9..... at Pittsburgh.....	14-21 L	36,257
11/16..... at Detroit.....	21-38 L	17,003
11/23..... vs. Chi. Cardinals.....	45-21 W	35,362
11/30..... at Boston Yanks.....	24-27 L	24,800
12/7..... at NY Giants.....	10-35 L	25,594
12/14..... vs. Boston Yanks.....	40-13 W	33,226

1948 [7-5]

Coach A.G. "Turk" Edwards

9/26..... vs. Pittsburgh.....	17-14 W	32,593
10/3..... vs. NY Giants.....	41-10 W	32,593
10/10..... at Pittsburgh.....	7-10 L	28,969
10/17..... vs. Philadelphia.....	0-45 L	35,584
10/24..... at Green Bay.....	23-7 W	13,433
10/31..... vs. Boston Yanks.....	59-21 W	29,758
11/7..... at Boston Yanks.....	23-7 W	13,659
11/14..... vs. Detroit.....	46-21 W	32,528
11/21..... at Philadelphia.....	21-42 L	36,254
11/28..... at Chicago Bears.....	13-48 L	42,299
12/5..... vs. LA Rams.....	13-41 L	32,970
12/12..... at NY Giants.....	28-21 W	23,156

1949 [4-7-1]

Coaches John Whelchel [7] & Herman Ball [5]

9/26..... at Chi. Cardinals [M].....	7-38 L	24,136
10/3..... at Pittsburgh [M].....	27-14 W	30,000
10/9..... vs. NY Giants.....	35-45 L	30,073
10/16..... vs. NY Bulldogs.....	38-14 W	26,278
10/23..... at Philadelphia.....	14-49 L	28,855
10/30..... at NY Bulldogs.....	14-14 T	3,678
11/6..... vs. Pittsburgh.....	27-14 W	26,038
11/13..... vs. Philadelphia.....	21-44 L	31,107
11/20..... vs. Chicago Bears.....	21-31 L	30,418
11/27..... at NY Giants.....	7-23 L	12,985
12/4..... vs. Green Bay.....	30-0 W	23,200
12/11..... at LA Rams.....	27-53 L	44,899

1950 [3-9]

Coach Herman Ball

9/17..... at Baltimore.....	38-14 W	29,000
9/24..... at Green Bay.....	21-35 L	14,109
10/1..... vs. Pittsburgh.....	7-26 L	25,008
10/8..... vs. NY Giants.....	17-21 L	19,288
10/22..... vs. Chi. Cardinals.....	28-38 L	27,856
10/29..... at Philadelphia.....	3-35 L	33,707
11/5..... at NY Giants.....	21-24 L	23,909
11/12..... vs. Philadelphia.....	0-33 L	29,407
11/19..... at Cleveland.....	14-20 L	21,908
11/26..... vs. Baltimore.....	38-28 W	21,275
12/3..... at Pittsburgh.....	24-7 W	19,741
12/10..... vs. Cleveland.....	21-45 L	30,143

1951 [5-7]

Coaches Herman Ball [3] & Dick Todd [9]

9/30..... at Detroit.....	17-35 L	27,831
10/7..... vs. NY Giants.....	14-35 L	23,800
10/14..... at Cleveland.....	0-45 L	33,968
10/21..... vs. Chi. Cardinals.....	7-3 W	22,960
10/28..... at Philadelphia.....	27-23 W	20,437
11/4..... vs. Chicago Bears.....	0-27 L	21,737
11/11..... at NY Giants.....	14-28 L	21,242
11/18..... at Pittsburgh.....	22-7 W	15,060
11/25..... vs. LA Rams.....	31-21 W	26,307
12/2..... vs. Philadelphia.....	21-35 L	23,738
12/9..... at Chi. Cardinals.....	20-17 W	9,459
12/16..... vs. Pittsburgh.....	10-20 L	16,096

1952 [4-8]

Coach Earl "Curly" Lambeau

9/29..... at Chi. Cardinals [M].....	23-7 W	17,837
10/5..... at Green Bay.....	20-35 L	9,657
10/12..... vs. Chi. Cardinals.....	6-17 L	24,600
10/19..... at Pittsburgh.....	28-24 W	22,604
10/26..... at Cleveland.....	15-19 L	32,496
11/2..... vs. Pittsburgh.....	23-24 L	25,866
11/9..... at Philadelphia.....	20-38 L	16,932
11/16..... vs. San Francisco.....	17-23 L	28,997
11/23..... vs. NY Giants.....	10-14 L	21,125
11/30..... vs. Cleveland.....	24-48 L	22,679
12/7..... at NY Giants.....	27-17 W	21,237
12/14..... vs. Philadelphia.....	27-21 W	22,468

1953 [6-5-1]

Coach Earl "Curly" Lambeau

9/27..... at Chi. Cardinals.....	24-13 W	16,055
10/2..... at Philadelphia [F].....	21-21 T	19,099
10/11..... vs. NY Giants.....	13-9 W	26,241
10/18..... vs. Cleveland.....	14-30 L	33,963
10/25..... at Baltimore.....	17-27 L	34,031
11/1..... at Cleveland.....	3-27 L	47,845
11/8..... vs. Chi. Cardinals.....	28-17 W	19,654
11/15..... vs. Chicago Bears.....	24-27 L	21,392
11/22..... at NY Giants.....	24-21 W	16,887
11/29..... at Pittsburgh.....	17-9 W	17,026
12/6..... vs. Philadelphia.....	10-0 W	21,579
12/13..... vs. Pittsburgh.....	13-14 L	22,057

1954 [3-9]

Coach Joe Kuharich

9/26..... at San Francisco.....	7-41 L	32,085
10/2..... at Pittsburgh [S].....	7-37 L	22,492
10/10..... vs. NY Giants.....	21-51 L	21,217
10/17..... vs. Philadelphia.....	21-49 L	22,051
10/24..... at NY Giants.....	7-24 L	22,587
10/31..... vs. Baltimore.....	24-21 W	23,567
11/7..... at Cleveland.....	3-62 L	25,158
11/14..... vs. Pittsburgh.....	17-14 W	19,388
11/21..... at Chi. Cardinals.....	16-38 L	15,619
11/28..... at Philadelphia.....	33-41 L	18,517
12/5..... vs. Cleveland.....	14-34 L	21,761
12/12..... vs. Chi. Cardinals.....	37-20 W	18,107

1955 [8-4]

Coach Joe Kuharich

9/25..... at Cleveland.....	27-17 W	30,041
10/1..... at Philadelphia [S].....	31-30 W	31,891
10/9..... vs. Chi. Cardinals.....	10-24 L	26,337
10/16..... vs. Cleveland.....	14-24 L	29,168
10/23..... at Baltimore.....	14-13 W	51,387
10/30..... at NY Giants.....	7-35 L	17,402
11/6..... vs. Philadelphia.....	34-21 W	25,741
11/13..... vs. San Francisco.....	7-0 W	25,112
11/20..... at Chi. Cardinals.....	31-0 W	16,901
11/27..... at Pittsburgh.....	23-14 W	21,760
12/4..... vs. NY Giants.....	20-27 L	28,556
12/11..... vs. Pittsburgh.....	28-17 W	20,547

1956 [6-6]

Coach Joe Kuharich

9/30..... at Pittsburgh.....	13-30 L	27,718
10/6..... at Philadelphia [S].....	9-13 L	26,607
10/14..... vs. Chi. Cardinals.....	3-31 L	25,794
10/21..... vs. Cleveland.....	20-9 W	23,332
10/28..... at Chi. Cardinals.....	17-14 W	30,553
11/11..... vs. Detroit.....	18-17 W	26,003
11/18..... vs. NY Giants.....	33-7 W	26,261
11/25..... at Cleveland.....	20-17 W	22,878
12/2..... at NY Giants.....	14-28 L	26,261
12/9..... vs. Philadelphia.....	19-17 W	22,333
12/16..... vs. Pittsburgh.....	0-23 L	21,097
12/23..... at Baltimore.....	17-19 L	32,994

1957 [5-6-1]

Coach Joe Kuharich

9/29..... at Pittsburgh.....	7-28 L	27,452
10/6..... at Chi. Cardinals.....	37-14 W	18,278
10/13..... vs. NY Giants.....	20-24 L	39,086
10/20..... vs. Chi. Cardinals.....	14-44 L	23,159
10/27..... at NY Giants.....	31-14 W	40,416
11/3..... at Cleveland.....	17-21 L	52,936
11/10..... vs. Baltimore.....	17-21 L	33,149
11/17..... vs. Cleveland.....	30-30 T	27,722
11/24..... at Philadelphia.....	12-21 L	20,730
12/1..... at Chicago Bears.....	14-3 W	39,148
12/8..... vs. Philadelphia.....	42-7 W	21,304
12/15..... vs. Pittsburgh.....	10-3 W	22,577

1958 [4-7-1]

Coach Joe Kuharich

9/28..... at Philadelphia.....	24-14 W	36,853
10/4..... at Chi. Cardinals [S].....	17-21 L	21,824
10/12..... vs. NY Giants.....	14-21 L	30,349
10/19..... vs. Green Bay.....	37-21 W	25,228
10/26..... at Baltimore.....	10-35 L	54,403
11/2..... at Pittsburgh.....	16-24 L	19,525
11/9..... vs. Chi. Cardinals.....	45-31 W	26,196
11/16..... vs. Cleveland.....	10-20 L	32,372
11/23..... at NY Giants.....	0-30 L	46,752
11/30..... at Cleveland.....	14-21 L	33,240
12/7..... vs. Pittsburgh.....	14-14 T	23,370
12/14..... vs. Philadelphia.....	20-0 W	22,621

1959 [3-9]

Coach Mike Nixon

9/27..... at Chi. Cardinals.....	21-49 L	21,892
10/4..... at Pittsburgh.....	23-17 W	26,570
10/11..... vs. Chi. Cardinals.....	23-14 W	25,937
10/18..... vs. Pittsburgh.....	6-27 L	28,218
10/25..... at Cleveland.....	7-34 L	42,732
11/1..... at Philadelphia.....	23-30 L	39,854
11/8..... vs. Baltimore.....	27-24 W	32,773
11/15..... vs. Cleveland.....	17-31 L	32,266
11/22..... at Green Bay.....	0-21 L	31,853
11/29..... at NY Giants.....	14-45 L	60,992
12/6..... vs. Philadelphia.....	14-34 L	24,325
12/13..... vs. NY Giants.....	10-24 L	26,198

1960 [1-9-2]

Coach Mike Nixon

9/25..... at Baltimore.....	0-20 L	53,818
10/9..... vs. Dallas.....	26-14 W	21,142
10/16..... at NY Giants.....	24-24 T	60,625
10/23..... vs. Pittsburgh.....	27-27 T	25,292
10/30..... vs. Cleveland.....	10-31 L	32,086
11/6..... at STL Cardinals.....	7-44 L	22,458
11/13..... at Philadelphia.....	13-19 L	39,361
11/20..... vs. STL Cardinals.....	14-26 L	23,848
11/27..... at Pittsburgh.....	10-22 L	22,334
12/4..... at Cleveland.....	16-27 L	35,211
12/11..... vs. NY Giants.....	3-17 L	14,077
12/18..... vs. Philadelphia.....	28-38 L	20,558

1961 [1-12-1]

Coach Bill McPeak

9/17..... at San Francisco.....	3-35 L	43,142
9/24..... at Philadelphia.....	7-14 L	50,108
10/1..... vs. NY Giants.....	21-24 L	36,767
10/8..... at Cleveland.....	7-31 L	46,186
10/15..... at Pittsburgh.....	0-20 L	15,072
10/22..... vs. STL Cardinals.....	0-24 L	28,037
10/29..... vs. Philadelphia.....	24-27 L	31,066
11/5..... at NY Giants.....	0-53 L	56,077
11/12..... vs. Cleveland.....	6-17 L	28,975
11/19..... at Dallas.....	28-28 T	17,500
11/26..... vs. Baltimore.....	6-27 L	41,062
12/3..... at STL Cardinals.....	24-38 L	16,204
12/10..... vs. Pittsburgh.....	14-30 L	21,134
12/17..... vs. Dallas.....	34-24 W	21,451

YEARLY RESULTS

1962 [5-7-2]

Coach Bill McPeak

9/16..... at Dallas.....	35-35 T	15,730
9/23..... at Cleveland.....	17-16 W	57,491
9/30..... vs. STL Cardinals.....	24-14 W	37,419
10/7..... vs. LA Rams.....	20-14 W	18,104
10/14..... at STL Cardinals.....	17-17 T	38,264
10/21..... at Philadelphia.....	27-21 W	60,671
10/28..... at NY Giants.....	34-49 L	62,844
11/4..... vs. Dallas.....	10-38 L	49,888
11/11..... vs. Cleveland.....	17-9 W	48,169
11/18..... at Pittsburgh.....	21-23 T	21,231
11/25..... vs. NY Giants.....	24-42 L	49,219
12/2..... vs. Philadelphia.....	14-37 L	32,229
12/8..... at Baltimore (S).....	21-34 L	56,964
12/16..... vs. Pittsburgh.....	24-27 L	34,508

1963 [3-11]

Coach Bill McPeak

9/15..... at Cleveland.....	14-37 L	57,619
9/21..... at LA Rams (S).....	37-14 W	29,295
9/29..... vs. Dallas.....	21-17 W	40,101
10/6..... vs. NY Giants.....	14-24 L	49,419
10/13..... vs. Philadelphia.....	24-37 L	49,219
10/20..... at Pittsburgh.....	27-38 L	41,987
10/27..... vs. STL Cardinals.....	7-21 L	46,921
11/3..... at Dallas.....	20-35 L	18,838
11/10..... at STL Cardinals.....	20-24 L	18,197
11/17..... vs. Pittsburgh.....	28-34 L	49,219
11/24..... at Philadelphia.....	13-10 W	60,671
12/1..... vs. Baltimore.....	20-36 L	44,006
12/8..... at NY Giants.....	14-44 L	62,992
12/16..... vs. Cleveland.....	20-27 L	40,865

1964 [6-8]

Coach Bill McPeak

9/13..... vs. Cleveland.....	13-27 L	47,577
9/20..... at Dallas.....	18-24 L	25,158
9/25..... at NY Giants (F).....	10-13 L	62,996
10/4..... vs. STL Cardinals.....	17-23 L	49,219
10/11..... vs. Philadelphia.....	35-20 W	49,219
10/18..... at STL Cardinals.....	24-38 L	23,748
10/25..... vs. Chicago.....	27-20 W	49,219
11/1..... at Philadelphia.....	21-10 W	60,671
11/8..... at Cleveland.....	24-34 L	76,385
11/15..... at Pittsburgh.....	30-0 W	31,587
11/22..... vs. Dallas.....	28-16 W	49,219
11/29..... vs. NY Giants.....	36-21 W	49,219
12/6..... vs. Pittsburgh.....	7-14 L	49,219
12/13..... at Baltimore.....	17-45 L	60,213

1965 [6-8]

Coach Bill McPeak

9/19..... vs. Cleveland.....	7-17 L	48,208
9/26..... at Dallas.....	7-27 L	61,577
10/3..... at Detroit.....	10-14 L	52,627
10/10..... vs. STL Cardinals.....	16-37 L	60,205
10/17..... vs. Baltimore.....	7-38 L	50,405
10/24..... at STL Cardinals.....	24-20 W	32,228
10/31..... vs. Philadelphia.....	23-21 W	50,301
11/7..... at NY Giants.....	23-7 W	62,788
11/14..... at Philadelphia.....	14-21 L	60,444
11/21..... at Pittsburgh.....	31-3 W	25,052
11/28..... vs. Dallas.....	34-31 W	60,205
12/5..... at Cleveland.....	16-24 L	77,765
12/12..... vs. NY Giants.....	10-27 L	50,373
12/19..... vs. Pittsburgh.....	35-14 W	49,806

1966 [7-7]

Coach Otto Graham

9/11..... vs. Cleveland.....	14-38 L	48,643
9/18..... at STL Cardinals.....	7-23 L	40,198
9/25..... at Pittsburgh.....	33-27 W	37,505
10/2..... vs. Pittsburgh.....	24-10 W	47,360
10/9..... vs. Atlanta.....	33-20 W	50,116
10/16..... at NY Giants.....	10-13 L	62,865
10/23..... vs. STL Cardinals.....	26-20 W	50,154
10/30..... at Philadelphia.....	27-13 W	60,658
11/6..... at Baltimore.....	10-37 L	60,238
11/13..... vs. Dallas.....	30-31 L	50,927
11/20..... at Cleveland.....	3-14 L	78,466
11/27..... vs. NY Giants.....	72-41 W	50,439
12/11..... at Dallas.....	34-31 W	64,198
12/18..... vs. Philadelphia.....	28-37 L	50,405

1967 [5-6-3]

Coach Otto Graham

9/17..... at Philadelphia.....	24-35 L	60,709
9/24..... at New Orleans.....	30-10 W	74,937
10/1..... vs. NY Giants.....	38-34 W	50,266
10/8..... vs. Dallas.....	14-17 L	50,566
10/15..... at Atlanta.....	20-20 T	56,538
10/22..... at LA Rams.....	28-28 T	55,381
10/29..... vs. Baltimore.....	13-17 L	50,574
11/5..... vs. STL Cardinals.....	21-27 L	50,480
11/12..... vs. San Francisco.....	31-28 W	50,326
11/19..... at Dallas.....	27-20 W	75,538
11/26..... at Cleveland.....	37-42 L	72,798
12/3..... vs. Philadelphia.....	35-35 T	50,451
12/10..... at Pittsburgh.....	15-10 W	22,251
12/17..... vs. New Orleans.....	14-30 L	50,486

1968 [5-9]

Coach Otto Graham

9/15..... at Chicago.....	38-28 W	41,321
9/22..... at New Orleans.....	17-37 L	65,941
9/29..... at NY Giants.....	21-48 L	62,797
10/6..... vs. Philadelphia.....	17-14 W	50,816
10/15..... vs. Pittsburgh.....	16-13 W	50,659
10/20..... at STL Cardinals.....	14-41 L	46,456
10/27..... vs. NY Giants.....	10-13 L	50,839
11/3..... at Minnesota.....	14-27 L	47,644
11/10..... at Philadelphia.....	16-10 W	59,133
11/17..... vs. Dallas.....	24-44 L	50,816
11/24..... vs. Green Bay.....	7-27 L	50,821
11/28..... at Dallas (H).....	20-29 L	66,076
12/8..... vs. Cleveland.....	21-24 L	50,661
12/15..... vs. Detroit.....	14-3 W	50,123

1969 [7-5-2]

Coach Vince Lombardi

9/21..... at New Orleans.....	26-20 W	73,147
9/28..... at Cleveland.....	23-27 L	82,581
10/5..... at San Francisco.....	17-17 T	35,642
10/12..... vs. STL Cardinals.....	33-17 W	50,481
10/19..... vs. NY Giants.....	20-14 W	50,352
10/26..... at Pittsburgh.....	14-7 W	46,557
11/2..... at Baltimore.....	17-41 L	60,238
11/9..... vs. Philadelphia.....	28-28 T	50,502
11/16..... vs. Dallas.....	28-41 L	50,474
11/23..... vs. Atlanta.....	27-20 W	50,345
11/30..... vs. LA Rams.....	13-24 L	50,352
12/7..... at Philadelphia.....	34-29 W	60,658
12/14..... vs. New Orleans.....	17-14 W	50,354
12/21..... at Dallas.....	10-20 L	56,924

1970 [7-5-2]

Coach Bill Austin

9/20..... at San Francisco.....	17-26 L	34,984
9/27..... at STL Cardinals.....	17-27 L	44,246
10/4..... at Philadelphia.....	33-21 W	60,658
10/11..... vs. Detroit.....	31-10 W	50,414
10/19..... at Oakland (M).....	20-34 L	54,471
10/25..... vs. Cincinnati.....	20-0 W	50,415
11/1..... at Denver.....	19-3 W	50,705
11/8..... vs. Minnesota.....	10-19 L	50,415
11/15..... at NY Giants.....	33-35 L	62,915
11/22..... vs. Dallas.....	21-45 L	50,415
11/29..... vs. NY Giants.....	24-27 L	50,415
12/6..... at Dallas.....	0-34 L	57,936
12/13..... vs. Philadelphia.....	24-6 W	50,415
12/20..... vs. STL Cardinals.....	28-27 W	50,415

1971 [9-4-1]

Coach George Allen

9/19..... at STL Cardinals.....	24-17 W	46,805
9/26..... at NY Giants.....	30-3 W	62,795
10/3..... at Dallas.....	20-16 W	72,000
10/10..... vs. Houston.....	22-13 W	53,041
10/17..... vs. STL Cardinals.....	20-0 W	53,041
10/24..... at Kansas City.....	20-27 L	51,989
10/31..... vs. New Orleans.....	24-14 W	53,041
11/7..... vs. Philadelphia.....	7-7 T	53,041
11/14..... at Chicago.....	15-16 L	55,049
11/21..... vs. Dallas.....	0-13 L	53,041
11/28..... at Philadelphia.....	20-13 W	65,358
12/5..... vs. NY Giants.....	23-7 W	53,041
12/13..... at LA Rams (M).....	38-24 W	80,402
12/19..... vs. Cleveland.....	13-20 L	53,041

Playoffs

12/26..... at San Francisco.....	20-24 L	45,237
----------------------------------	---------	--------

1972 [11-3]

Coach George Allen

9/18..... at Minnesota (M).....	24-21 W	47,900
9/24..... vs. STL Cardinals.....	24-10 W	53,039
10/1..... vs. New England.....	23-24 L	60,999
10/8..... vs. Philadelphia.....	14-0 W	53,039
10/15..... at STL Cardinals.....	33-3 W	50,454
10/22..... vs. NY Giants.....	24-20 W	53,039
10/29..... at NY Giants.....	23-16 W	62,878
11/5..... vs. NY Jets.....	35-17 W	63,962
11/12..... vs. NY Giants.....	27-13 W	53,039
11/20..... vs. Atlanta (M).....	24-13 W	53,039
11/26..... vs. Green Bay.....	21-16 W	53,039
12/3..... at Philadelphia.....	23-7 W	65,720
12/9..... at Dallas (S).....	24-34 L	65,136
12/17..... vs. Buffalo.....	17-24 L	53,039

Playoffs

12/24..... vs. Green Bay.....	16-3 W	53,140
12/31..... vs. Dallas.....	26-3 W	53,129

Super Bowl VII

[Los Angeles Memorial Coliseum, Los Angeles]		
1/14..... vs. Miami.....	7-14 L	90,182

1973 [10-4]

Coach George Allen

9/16..... vs. San Diego.....	38-0 W	53,589
9/23..... at STL Cardinals.....	27-34 L	50,316
9/30..... at Philadelphia.....	28-7 W	64,147
10/8..... vs. Dallas (M).....	14-7 W	54,314
10/14..... at NY Giants.....	21-3 W	70,168
10/21..... vs. STL Cardinals.....	31-13 W	54,381
10/28..... at New Orleans.....	3-19 L	66,315
11/5..... at Pittsburgh (M).....	16-21 L	49,220
11/11..... vs. San Francisco.....	33-9 W	54,381
11/18..... vs. Baltimore.....	22-14 W	52,675
11/22..... at Detroit (H).....	20-0 W	46,807
12/2..... vs. NY Giants.....	27-24 W	53,590
12/9..... at Dallas.....	7-27 L	62,195
12/16..... vs. Philadelphia.....	38-20 W	49,484

Playoffs

12/22..... at Minnesota (S).....	20-27 L	45,475
----------------------------------	---------	--------

YEARLY RESULTS

1974 (10-4)

Coach George Allen

9/15..... at NY Giants.....	13-10 W	51,764
9/22..... vs. STL Cardinals.....	10-17 L	53,888
9/30..... vs. Denver (M).....	30-3 W	54,395
10/6..... at Cincinnati.....	17-28 L	56,175
10/13..... vs. Miami.....	20-17 W	54,395
10/20..... vs. NY Giants.....	24-3 W	53,363
10/27..... at STL Cardinals.....	20-23 L	50,767
11/3..... at Green Bay.....	17-6 W	56,267
11/10..... at Philadelphia.....	27-20 W	55,947
11/17..... vs. Dallas.....	28-21 W	54,395
11/24..... vs. Philadelphia.....	26-7 W	54,395
11/28..... at Dallas (H).....	23-24 L	63,243
12/9..... at LA Rams (M).....	23-17 W	87,313
12/15..... vs. Chicago.....	42-0 W	52,085

Playoffs

12/22..... at LA Rams.....	10-19 L	80,118
----------------------------	---------	--------

1975 (8-6)

Coach George Allen

9/21..... vs. New Orleans.....	41-3 W	53,824
9/28..... vs. NY Giants.....	49-13 W	54,953
10/5..... at Philadelphia.....	10-26 L	66,090
10/13..... vs. STL Cardinals (M).....	27-17 W	54,693
10/19..... at Houston.....	10-13 L	49,566
10/26..... at Cleveland.....	23-7 W	56,702
11/2..... vs. Dallas.....	30-24 (OT) W	55,004
11/9..... at NY Giants.....	21-13 W	57,242
11/16..... at STL Cardinals.....	17-20 (OT) L	49,919
11/23..... vs. Oakland.....	23-26 (OT) L	53,582
11/30..... vs. Minnesota.....	31-30 W	54,498
12/7..... at Atlanta.....	30-27 W	52,809
12/13..... at Dallas (S).....	10-31 L	61,091
12/21..... vs. Philadelphia.....	3-26 L	49,385

1976 (10-4)

Coach George Allen

9/12..... vs. NY Giants.....	19-17 W	54,245
9/19..... vs. Seattle.....	31-7 W	53,174
9/27..... at Philadelphia (M).....	20-17 (OT) W	60,131
10/3..... at Chicago.....	7-33 L	52,065
10/10..... vs. Kansas City.....	30-33 L	53,600
10/17..... vs. Detroit.....	20-7 W	45,908
10/25..... vs. STL Cardinals (M).....	20-10 W	48,325
10/31..... vs. Dallas.....	7-20 L	55,004
11/7..... at San Francisco.....	24-21 W	56,134
11/14..... at NY Giants.....	9-12 L	72,975
11/21..... at STL Cardinals.....	16-10 W	49,833
11/28..... vs. Philadelphia.....	24-0 W	54,292
12/5..... at NY Jets.....	37-16 W	46,638
12/12..... at Dallas.....	29-14 W	59,916

Playoffs

12/18..... at Minnesota (S).....	20-35 L	47,221
----------------------------------	---------	--------

1977 (9-5)

Coach George Allen

9/18..... at NY Giants.....	17-20 L	76,086
9/25..... vs. Atlanta.....	10-6 W	55,031
10/2..... vs. STL Cardinals.....	24-14 W	55,031
10/9..... at Tampa Bay.....	10-0 W	58,571
10/16..... at Dallas.....	16-34 L	62,115
10/23..... vs. NY Giants.....	6-17 L	53,903
10/30..... vs. Philadelphia.....	23-17 W	55,031
11/7..... at Baltimore (M).....	3-10 L	57,740
11/13..... at Philadelphia.....	17-14 W	60,702
11/21..... vs. Green Bay (M).....	10-9 W	51,498
11/27..... vs. Dallas.....	7-14 L	55,031
12/4..... at Buffalo.....	10-0 W	22,975
12/10..... at STL Cardinals (S).....	26-20 W	36,067
12/17..... vs. LA Rams (S).....	17-14 W	54,208

1978 (8-8)

Coach Jack Pardee

9/3..... at New England.....	16-14 W	55,037
9/10..... vs. Philadelphia.....	35-30 W	54,380
9/17..... at STL Cardinals.....	28-10 W	49,282
9/24..... vs. NY Jets.....	23-3 W	54,729
10/2..... vs. Dallas (M).....	9-5 W	55,031
10/8..... at Detroit.....	21-19 W	60,555
10/15..... at Philadelphia.....	10-17 L	65,722
10/22..... at NY Giants.....	6-17 L	76,192
10/29..... vs. San Francisco.....	38-20 W	53,706
11/6..... at Baltimore (M).....	17-21 L	57,631
11/12..... vs. NY Giants.....	16-13 (OT) W	53,271
11/19..... vs. STL Cardinals.....	17-27 L	52,460
11/23..... at Dallas (H).....	10-37 L	64,905
12/3..... vs. Miami.....	0-16 L	52,860
12/10..... at Atlanta.....	17-20 L	54,178
12/16..... vs. Chicago (S).....	10-14 L	49,774

1979 (10-6)

Coach Jack Pardee

9/2..... vs. Houston.....	27-29 L	54,282
9/9..... at Detroit.....	27-24 W	54,991
9/17..... vs. NY Giants (M).....	27-0 W	54,672
9/23..... at STL Cardinals.....	17-7 W	50,680
9/30..... at Atlanta.....	16-7 W	56,810
10/7..... at Philadelphia.....	17-28 L	69,142
10/14..... at Cleveland.....	13-9 W	63,323
10/21..... vs. Philadelphia.....	17-7 W	54,442
10/28..... vs. New Orleans.....	10-14 L	52,133
11/4..... at Pittsburgh.....	7-38 L	49,462
11/11..... vs. STL Cardinals.....	30-28 W	50,868
11/18..... vs. Dallas.....	34-20 W	55,031
11/25..... at NY Giants.....	6-14 L	72,641
12/2..... vs. Green Bay.....	38-21 W	51,682
12/9..... vs. Cincinnati.....	28-14 W	52,882
12/16..... at Dallas.....	34-35 L	62,867

1980 (6-10)

Coach Jack Pardee

9/8..... vs. Dallas (M).....	3-17 L	55,045
9/14..... at NY Giants.....	23-21 W	73,343
9/21..... at Oakland.....	21-24 L	45,163
9/28..... vs. Seattle.....	0-14 L	53,263
10/5..... at Philadelphia.....	14-24 L	69,044
10/13..... at Denver (M).....	17-20 L	74,657
10/19..... vs. STL Cardinals.....	23-0 W	51,060
10/26..... vs. New Orleans.....	22-14 W	51,375
11/2..... vs. Minnesota.....	14-39 L	52,060
11/9..... at Chicago.....	21-35 L	57,159
11/16..... vs. Philadelphia.....	0-24 L	51,897
11/23..... at Dallas.....	10-14 L	58,809
11/30..... at Atlanta.....	6-10 L	55,665
12/7..... vs. San Diego.....	40-17 W	48,556
12/13..... vs. NY Giants (S).....	16-13 W	44,443
12/21..... at STL Cardinals.....	31-7 W	35,942

1981 (8-8)

Coach Joe Gibbs

9/6..... vs. Dallas.....	10-26 L	55,045
9/13..... vs. NY Giants.....	7-17 L	53,343
9/20..... at STL Cardinals.....	30-40 L	47,592
9/27..... at Philadelphia.....	13-36 L	70,664
10/4..... vs. San Francisco.....	17-30 L	51,843
10/11..... at Chicago.....	24-7 W	57,683
10/18..... at Miami.....	10-13 L	47,367
10/25..... vs. New England.....	24-22 W	50,394
11/1..... vs. STL Cardinals.....	42-21 W	50,643
11/8..... vs. Detroit.....	33-31 W	52,090
11/15..... at NY Giants.....	30-27 (OT) W	63,133
11/22..... at Dallas.....	10-24 L	64,583
11/29..... at Buffalo.....	14-21 L	59,624
12/6..... vs. Philadelphia.....	15-13 W	52,206
12/13..... vs. Baltimore.....	38-14 W	49,706
12/20..... at LA Rams.....	30-7 W	52,224

1982 (8-1)

Coach Joe Gibbs

9/12..... at Philadelphia.....	37-34 (OT) W	68,885
9/19..... at Tampa Bay.....	21-13 W	66,187
11/21..... at NY Giants.....	27-17 W	70,766
11/28..... vs. Philadelphia.....	13-9 W	48,313
12/5..... vs. Dallas.....	10-24 L	54,633
12/12..... at STL Cardinals.....	12-7 W	35,308
12/19..... vs. NY Giants.....	15-14 W	50,030
12/26..... at New Orleans.....	27-10 W	48,667
1/2..... vs. STL Cardinals.....	28-0 W	52,554

Playoffs

1/8..... vs. Detroit (S).....	31-7 W	55,045
1/15..... vs. Minnesota (S).....	21-7 W	54,592
1/22..... vs. Dallas (S).....	31-17 W	55,045

Super Bowl XVII

(Rose Bowl, Pasadena, Calif.)

1/30..... vs. Miami.....	27-17 W	103,667
--------------------------	---------	---------

1983 (14-2)

Coach Joe Gibbs

9/5..... vs. Dallas (M).....	30-31 L	55,045
9/11..... at Philadelphia.....	23-13 W	69,542
9/18..... vs. Kansas City.....	27-12 W	52,610
9/25..... at Seattle.....	27-17 W	60,718
10/2..... vs. LA Raiders.....	37-35 W	54,016
10/9..... at STL Cardinals.....	38-14 W	42,698
10/17..... at Green Bay (M).....	47-48 L	55,255
10/23..... vs. Detroit.....	38-17 W	53,189
10/31..... at San Diego (M).....	27-24 W	46,120
11/6..... vs. STL Cardinals.....	45-7 W	51,380
11/13..... at NY Giants.....	33-17 W	71,482
11/20..... at LA Rams.....	42-20 W	63,081
11/27..... vs. Philadelphia.....	28-24 W	54,329
12/4..... vs. Atlanta.....	37-21 W	52,074
12/11..... at Dallas.....	31-10 W	65,074
12/17..... vs. NY Giants (S).....	31-22 W	53,874

Playoffs

1/1..... vs. LA Rams.....	51-7 W	55,363
1/8..... vs. San Francisco.....	34-21 W	55,363

Super Bowl XVIII

(Tampa Stadium, Tampa, Fla.)

1/22..... vs. LA Raiders.....	9-38 L	72,920
-------------------------------	--------	--------

1984 (11-5)

Coach Joe Gibbs

9/2..... vs. Miami.....	17-35 L	53,883
9/10..... at San Francisco (M).....	31-37 L	59,707
9/16..... vs. NY Giants.....	30-14 W	52,997
9/23..... at New England.....	26-10 W	60,503
9/30..... vs. Philadelphia.....	20-0 W	53,064
10/7..... vs. Indianapolis.....	35-7 W	60,012
10/14..... vs. Dallas.....	34-14 W	55,431
10/21..... at STL Cardinals.....	24-26 L	50,262
10/28..... at NY Giants.....	13-37 L	76,192
11/5..... vs. Atlanta (M).....	27-14 W	51,301
11/11..... vs. Detroit.....	20-14 W	50,212
11/18..... at Philadelphia.....	10-16 L	63,117
11/25..... vs. Buffalo.....	41-14 W	51,513
11/29..... at Minnesota (H).....	31-17 W	55,017
12/9..... at Dallas.....	30-28 W	64,286
12/16..... vs. STL Cardinals.....	29-27 W	54,299

Playoffs

12/30..... vs. Chicago.....	19-23 L	55,431
-----------------------------	---------	--------

YEARLY RESULTS

1985 (10-6)

Coch Joe Gibbs

9/9..... at Dallas (M).....	14-44 L	62,292
9/15..... vs. Houston.....	16-13 W	53,553
9/22..... vs. Philadelphia.....	6-19 L	53,748
9/29..... at Chicago.....	10-45 L	63,708
10/7..... vs. STL Cardinals (M).....	27-10 W	53,334
10/13..... vs. Detroit.....	24-3 W	52,845
10/20..... at NY Giants.....	3-17 L	74,389
10/27..... at Cleveland.....	14-7 W	78,540
11/3..... at Atlanta.....	44-10 W	42,209
11/10..... vs. Dallas.....	7-13 L	55,750
11/18..... vs. NY Giants (M).....	23-21 W	53,371
11/24..... at Pittsburgh.....	30-23 W	59,293
12/1..... vs. San Francisco.....	8-35 L	51,321
12/8..... at Philadelphia.....	17-12 W	60,737
12/15..... vs. Cincinnati.....	27-24 W	50,544
12/21..... at STL Cardinals (S).....	27-16 W	28,090

1986 (12-4)

Coch Joe Gibbs

9/7..... vs. Philadelphia.....	41-14 W	53,982
9/14..... vs. LA Raiders.....	10-6 W	55,235
9/21..... at San Diego.....	30-27 W	57,853
9/28..... vs. Seattle.....	19-14 W	54,157
10/5..... at New Orleans.....	14-6 W	57,378
10/12..... at Dallas.....	6-30 L	63,264
10/19..... vs. STL Cardinals.....	28-21 W	53,494
10/27..... at NY Giants (M).....	20-27 L	75,923
11/2..... vs. Minnesota.....	44-38 (OT) W	51,928
11/9..... at Green Bay.....	16-7 W	47,728
11/17..... vs. San Francisco (M).....	14-6 W	54,774
11/23..... vs. Dallas.....	41-14 W	55,642
11/30..... at STL Cardinals.....	20-17 W	35,637
12/7..... vs. NY Giants.....	14-24 L	55,642
12/13..... at Denver (S).....	30-31 W	75,905
12/21..... at Philadelphia.....	21-14 W	61,816

Playoffs

12/28..... vs. LA Rams.....	19-7 W	54,180
1/3..... at Chicago (S).....	27-13 W	65,141
1/11..... at NY Giants.....	0-17 L	76,891

1987 (11-4)

Coch Joe Gibbs

9/13..... vs. Philadelphia.....	34-24 W	52,188
9/20..... at Atlanta.....	20-21 L	50,882
10/4..... vs. STL Cardinals.....	28-21 W	27,728
10/11..... at NY Giants.....	38-12 W	9,123
10/19..... at Dallas (M).....	13-7 W	60,415
10/25..... vs. NY Jets.....	17-16 W	53,497
11/1..... at Buffalo.....	27-7 W	71,640
11/8..... at Philadelphia.....	27-31 L	63,609
11/15..... vs. Detroit.....	20-13 W	53,593
11/23..... vs. LA Rams (M).....	26-30 L	53,614
11/29..... vs. NY Giants.....	23-19 W	45,815
12/6..... at STL Cardinals.....	34-17 W	31,324
12/13..... vs. Dallas.....	24-20 W	54,882
12/20..... at Miami.....	21-23 L	65,715
12/26..... at Minnesota (S).....	27-24 (OT) W	59,160

Playoffs

1/10..... at Chicago.....	21-17 W	65,268
1/17..... vs. Minnesota.....	17-10 W	55,212

Super Bowl XXII

[Jack Murphy Stadium, San Diego]

1/31..... vs. Denver.....	42-10 W	73,302
---------------------------	---------	--------

1988 (7-9)

Coch Joe Gibbs

9/5..... at NY Giants (M).....	20-27 L	76,417
9/11..... vs. Pittsburgh.....	30-29 W	54,083
9/18..... vs. Philadelphia.....	17-10 W	53,920
9/25..... at Phoenix.....	21-30 L	61,973
10/2..... vs. NY Giants.....	23-24 L	54,601
10/9..... at Dallas.....	35-17 W	63,325
10/16..... vs. Phoenix.....	33-17 W	54,402
10/23..... at Green Bay.....	20-17 W	51,767
10/30..... at Houston.....	17-41 L	48,781
11/6..... vs. New Orleans.....	27-24 W	54,183

11/13..... vs. Chicago.....	14-34 L	52,418
11/21..... at San Francisco (M).....	21-37 L	59,288
11/27..... vs. Cleveland.....	13-17 L	51,604
12/4..... at Philadelphia.....	20-19 W	65,947
12/11..... vs. Dallas.....	17-24 L	51,526
12/17..... at Cincinnati (S).....	17-20 (OT) L	52,157

1989 (10-6)

Coch Joe Gibbs

9/11..... vs. NY Giants (M).....	24-27 L	54,160
9/17..... vs. Philadelphia.....	37-42 L	53,493
9/24..... at Dallas.....	30-7 W	63,200
10/1..... at New Orleans.....	16-14 W	64,358
10/8..... vs. Phoenix.....	30-28 W	53,335
10/15..... at NY Giants.....	17-20 L	76,245
10/22..... vs. Tampa Bay.....	32-28 W	53,862
10/29..... at LA Raiders.....	24-37 L	52,781
11/5..... vs. Dallas.....	3-13 L	53,187
11/12..... at Philadelphia.....	10-3 W	65,443
11/20..... vs. Denver (M).....	10-14 L	52,975
11/26..... vs. Chicago.....	38-14 W	50,044
12/3..... at Phoenix.....	29-10 W	38,870
12/10..... vs. San Diego.....	26-21 W	47,693
12/17..... at Atlanta.....	31-30 W	37,501
12/23..... at Seattle (S).....	29-0 W	60,294

1990 (10-6)

Coch Joe Gibbs

9/9..... vs. Phoenix.....	31-0 W	52,649
9/16..... at San Francisco.....	13-26 L	64,287
9/23..... vs. Dallas.....	19-15 W	53,804
9/30..... at Phoenix.....	38-10 W	49,303
10/14..... vs. NY Giants.....	20-24 L	54,737
10/21..... at Philadelphia.....	13-7 W	53,567
10/28..... at NY Giants.....	10-21 L	75,321
11/4..... at Detroit.....	41-38 (OT) W	69,326
11/12..... at Philadelphia (M).....	14-28 L	65,857
11/18..... vs. New Orleans.....	31-17 W	52,573
11/22..... at Dallas (H).....	17-27 L	62,355
12/2..... vs. Miami.....	42-20 W	53,599
12/9..... vs. Chicago.....	10-9 W	53,920
12/15..... at New England (S).....	25-10 W	22,286
12/22..... at Indianapolis (S).....	28-35 L	58,173
12/30..... vs. Buffalo.....	29-14 W	52,397

Playoffs

1/5..... at Philadelphia (S).....	20-6 W	65,287
1/12..... at San Francisco (S).....	10-28 L	65,292

1991 (14-2)

Coch Joe Gibbs

9/1..... vs. Detroit.....	45-0 W	52,958
9/9..... at Dallas (M).....	33-31 W	63,025
9/15..... vs. Phoenix.....	34-0 W	54,662
9/22..... at Cincinnati.....	34-27 W	52,038
9/30..... vs. Philadelphia (M).....	23-0 W	55,198
10/6..... at Chicago.....	20-7 W	64,941
10/13..... vs. Cleveland.....	42-17 W	54,715
10/27..... at NY Giants.....	17-13 W	76,627
11/3..... vs. Houston.....	16-13 (OT) W	55,096
11/10..... vs. Atlanta.....	56-17 W	52,461
11/17..... at Pittsburgh.....	41-14 W	56,813
11/24..... vs. Dallas.....	21-24 L	55,561
12/1..... at LA Rams.....	27-6 W	55,027
12/8..... at Phoenix.....	20-14 W	48,373
12/15..... vs. NY Giants.....	34-17 W	54,722
12/22..... at Philadelphia.....	22-24 L	58,988

Playoffs

1/4..... vs. Atlanta (S).....	24-7 W	55,181
1/12..... vs. Detroit.....	41-10 W	55,585

Super Bowl XXVI

[Metrodome, Minneapolis]

1/26..... vs. Buffalo.....	37-24 W	63,130
----------------------------	---------	--------

1992 (9-7)

Coch Joe Gibbs

9/7..... at Dallas (M).....	10-23 L	63,538
9/13..... vs. Atlanta.....	24-17 W	54,343
9/20..... vs. Detroit.....	13-10 W	55,818
10/4..... at Phoenix.....	24-27 L	34,488
10/12..... vs. Denver (M).....	34-3 W	56,371

10/18..... vs. Philadelphia.....	16-12 W	56,380
10/25..... at Minnesota.....	15-13 W	59,098
11/1..... vs. NY Giants.....	7-24 L	53,647
11/8..... at Seattle.....	16-3 W	53,616
11/15..... at Kansas City.....	15-35 L	75,238
11/23..... at New Orleans (M).....	3-20 L	68,591
11/29..... vs. Phoenix.....	41-3 W	53,541
12/6..... at NY Giants.....	28-10 W	62,998
12/13..... vs. Dallas.....	20-17 W	56,437
12/20..... at Philadelphia.....	13-17 L	65,841
12/26..... vs. LA Raiders (S).....	20-21 L	53,032

Playoffs

1/2..... at Minnesota (S).....	24-7 W	57,353
1/9..... at San Francisco (S).....	13-20 L	64,991

1993 (4-12)

Coch Richie Petitbon

9/6..... vs. Dallas (M).....	35-16 W	56,345
9/12..... vs. Phoenix.....	10-17 L	53,525
9/19..... at Philadelphia.....	31-34 L	55,435
10/4..... at Miami (M).....	10-17 L	68,568
10/10..... vs. NY Giants.....	7-41 L	53,715
10/17..... at Phoenix.....	6-36 L	48,143
11/1..... at Buffalo (M).....	10-24 L	79,106
11/7..... vs. Indianapolis.....	30-24 W	50,523
11/14..... at NY Giants.....	6-20 L	76,606
11/21..... at LA Rams.....	6-10 L	45,546
11/28..... vs. Philadelphia.....	14-17 L	46,663
12/5..... at Tampa Bay.....	23-17 W	49,035
12/11..... vs. NY Jets (S).....	0-3 L	47,970
12/19..... vs. Atlanta.....	30-17 W	50,192
12/26..... at Dallas.....	3-38 L	64,497
12/31..... vs. Minnesota (F).....	9-14 L	42,836

1994 (3-13)

Coch Norv Turner

9/4..... vs. Seattle.....	7-28 L	52,930
9/11..... at New Orleans.....	38-24 W	58,049
9/18..... at NY Giants.....	23-31 L	77,298
9/25..... vs. Atlanta.....	20-27 L	53,238
10/2..... vs. Dallas.....	7-34 L	55,394
10/9..... at Philadelphia.....	17-21 L	63,947
10/16..... vs. Arizona.....	16-19 (OT) L	50,019
10/23..... at Indianapolis.....	41-27 W	57,879
10/30..... vs. Philadelphia.....	29-31 L	53,530
11/6..... vs. San Francisco.....	22-37 L	54,335
11/20..... at Dallas.....	7-31 L	64,644
11/27..... vs. NY Giants.....	19-21 L	43,384
12/4..... at Tampa Bay.....	21-26 L	45,121
12/11..... at Arizona.....	15-17 L	53,790
12/18..... vs. Tampa Bay.....	14-17 L	47,315
12/24..... at LA Rams (S).....	24-21 W	25,705

1995 (6-10)

Coch Norv Turner

9/3..... vs. Arizona.....	27-7 W	52,731
9/10..... vs. Oakland.....	8-20 L	54,548
9/17..... at Denver.....	31-38 L	71,930
9/24..... at Tampa Bay.....	6-14 L	49,234
10/1..... vs. Dallas.....	27-23 W	55,489
10/8..... at Philadelphia.....	34-37 (OT) L	65,498
10/15..... at Arizona.....	20-24 L	42,370
10/22..... vs. Detroit.....	36-30 (OT) W	52,332
10/29..... vs. NY Giants.....	15-24 L	53,310
11/5..... at Kansas City.....	3-24 L	77,821
11/19..... vs. Seattle.....	20-27 L	51,298
11/26..... vs. Philadelphia.....	7-14 L	50,539
12/3..... at Dallas.....	24-17 W	64,866
12/10..... at NY Giants.....	13-20 L	48,247
12/17..... at St. Louis.....	35-23 W	63,760
12/24..... vs. Carolina.....	20-17 W	42,903

1996 (9-7)

Coch Norv Turner

9/1..... vs. Philadelphia.....	14-17 L	53,415
9/8..... vs. Chicago.....	10-3 W	52,711
9/15..... at NY Giants.....	31-10 W	71,693
9/22..... at St. Louis.....	17-10 W	62,303
9/29..... vs. NY Jets.....	31-16 W	52,068
10/13..... at New England.....	27-22 W	59,638

YEARLY RESULTS

10/20..... vs. NY Giants.....	31-21 W	52,638
10/27..... vs. Indianapolis.....	31-16 W	54,254
11/3..... at Buffalo.....	13-38 L	78,002
11/10..... vs. Arizona.....	34-37 (OT) L	51,929
11/17..... at Philadelphia.....	26-21 W	66,834
11/24..... vs. San Francisco.....	16-19 (OT) L	54,235
11/28..... at Dallas [H].....	10-21 L	64,955
12/8..... at Tampa Bay.....	10-24 L	44,733
12/15..... at Arizona.....	26-27 L	34,260
12/22..... vs. Dallas.....	37-10 W	65,454

1997 (8-7-1)

Coach Norv Turner

8/31..... at Carolina.....	24-10 W	72,633
9/7..... at Pittsburgh.....	13-14 L	58,059
9/14..... vs. Arizona.....	19-13 (OT) W	78,270
9/28..... vs. Jacksonville.....	24-13 W	74,421
10/5..... at Philadelphia.....	10-24 L	67,008
10/13..... vs. Dallas [M].....	21-16 W	76,159
10/19..... at Tennessee.....	14-28 L	31,042
10/26..... vs. Baltimore.....	17-20 L	75,067
11/2..... at Chicago.....	31-6 W	53,032
11/9..... vs. Detroit.....	30-7 W	75,261
11/16..... at Dallas.....	14-17 L	75,261
11/23..... vs. NY Giants.....	7-7 (OT) T	75,703
11/30..... vs. St. Louis.....	20-23 L	74,772
12/7..... at Arizona.....	38-28 W	41,537
12/13..... at NY Giants [S].....	10-30 L	77,571
12/21..... vs. Philadelphia.....	35-32 W	75,939

1998 (6-10)

Coach Norv Turner

9/6..... at NY Giants.....	24-31 L	76,829
9/14..... vs. San Francisco [M].....	10-45 L	76,798
9/20..... at Seattle.....	14-24 L	63,336
9/27..... vs. Denver.....	16-38 L	71,880
10/4..... vs. Dallas.....	10-31 L	72,284
10/11..... at Philadelphia.....	12-17 L	66,183
10/18..... at Minnesota.....	7-41 L	64,004
11/1..... vs. NY Giants.....	21-14 W	67,976
11/8..... at Arizona.....	27-29 L	43,159
11/15..... vs. Philadelphia.....	28-3 W	67,704
11/22..... vs. Arizona.....	42-45 L	66,435
11/29..... at Oakland.....	29-19 W	41,409
12/6..... vs. San Diego.....	24-20 W	65,713
12/13..... at Carolina.....	28-25 W	46,940
12/19..... vs. Tampa Bay [S].....	20-16 W	66,309
12/27..... at Dallas.....	7-23 L	63,565

1999 (10-6)

Coach Norv Turner

9/12..... vs. Dallas.....	35-41 (OT) L	79,237
9/19..... at NY Giants.....	50-21 W	77,622
9/26..... at NY Jets.....	27-20 W	78,161
10/3..... vs. Carolina.....	38-36 W	76,831
10/17..... at Arizona.....	24-10 W	55,893
10/24..... at Dallas.....	20-38 L	64,377
10/31..... vs. Chicago.....	48-22 W	77,621
11/7..... vs. Buffalo.....	17-34 L	78,721
11/14..... at Philadelphia.....	28-35 L	66,591
11/21..... vs. NY Giants.....	23-13 W	78,641
11/28..... vs. Philadelphia.....	20-17 (OT) W	74,741
12/5..... at Detroit.....	17-33 L	77,693
12/12..... vs. Arizona.....	28-3 W	75,851
12/19..... at Indianapolis.....	21-24 L	57,013
12/26..... at San Francisco.....	26-20 (OT) W	68,329
1/2..... vs. Miami.....	21-10 W	78,106

Playoffs

1/8..... vs. Detroit [S].....	27-13 W	79,411
1/15..... at Tampa Bay [S].....	13-14 L	65,835

2000 (8-8)

Coaches Norv Turner (13) & Terry Robiskie (3)

9/3..... vs. Carolina.....	20-17 W	80,257
9/10..... at Detroit.....	10-15 L	74,159
9/18..... vs. Dallas [M].....	21-27 L	84,431
9/24..... at NY Giants.....	16-6 W	78,216
10/1..... vs. Tampa Bay.....	20-17 (OT) W	83,532
10/8..... at Philadelphia.....	17-14 W	65,491
10/15..... vs. Baltimore.....	10-3 W	83,252

10/22..... at Jacksonville.....	35-16 W	69,061
10/30..... vs. Tennessee [M].....	21-27 L	83,472
11/5..... at Arizona.....	15-16 L	44,723
11/20..... at St. Louis [M].....	33-20 W	66,087
11/26..... vs. Philadelphia.....	20-23 L	83,284
12/3..... vs. NY Giants.....	7-9 L	83,485
12/10..... at Dallas.....	13-32 L	58,183
12/16..... at Pittsburgh [S].....	3-24 L	65,711
12/24..... vs. Arizona.....	20-3 W	63,467

2001 (8-8)

Coach Marty Schottenheimer

9/9..... at San Diego.....	3-30 L	60,629
9/24..... at Green Bay [M].....	0-37 L	59,771
9/30..... vs. Kansas City.....	13-45 L	76,573
10/7..... at NY Giants.....	9-23 L	78,651
10/15..... at Dallas [M].....	7-9 L	63,941
10/21..... vs. Carolina.....	17-14 (OT) W	74,480
10/28..... vs. NY Giants.....	35-21 W	80,316
11/4..... vs. Seattle.....	27-14 W	82,352
11/18..... at Denver.....	17-10 W	74,622
11/25..... at Philadelphia.....	13-3 W	65,666
12/2..... vs. Dallas.....	14-20 L	85,112
12/9..... at Arizona.....	20-10 W	40,056
12/16..... vs. Philadelphia.....	6-20 L	84,936
12/23..... vs. Chicago.....	15-20 L	78,884
12/30..... at New Orleans.....	40-10 W	70,020
1/6..... vs. Arizona.....	20-17 W	61,721

2002 (7-9)

Coach Steve Spurrier

9/8..... vs. Arizona.....	31-23 W	85,140
9/16..... vs. Philadelphia [M].....	7-37 L	84,982
9/22..... at San Francisco.....	10-20 L	67,541
10/6..... at Tennessee.....	31-14 W	68,804
10/13..... vs. New Orleans.....	27-43 L	80,768
10/20..... at Green Bay.....	9-30 L	63,363
10/27..... vs. Indianapolis.....	26-21 W	80,169
11/3..... at Seattle.....	14-3 W	64,325
11/10..... at Jacksonville.....	7-26 L	66,665
11/17..... at NY Giants.....	17-19 L	78,727
11/24..... vs. St. Louis.....	20-17 W	79,823
11/28..... at Dallas [H].....	20-27 L	63,606
12/8..... vs. NY Giants.....	21-27 L	78,635
12/15..... at Philadelphia.....	21-34 L	65,615
12/22..... vs. Houston.....	26-10 W	70,291
12/29..... vs. Dallas.....	20-14 W	84,142

2003 (5-11)

Coach Steve Spurrier

9/4..... vs. NY Jets [H].....	16-13 W	85,420
9/14..... at Atlanta.....	33-31 W	70,241
9/21..... vs. NY Giants.....	21-24 (OT) L	84,856
9/28..... vs. New England.....	20-17 W	83,632
10/5..... at Philadelphia.....	25-27 L	67,792
10/12..... vs. Tampa Bay.....	13-35 L	85,490
10/19..... at Buffalo.....	7-24 L	73,149
11/2..... at Dallas.....	14-21 L	64,002
11/9..... vs. Seattle.....	27-20 W	80,728
11/16..... at Carolina.....	17-20 L	73,263
11/23..... at Miami.....	23-24 L	73,578
11/30..... vs. New Orleans.....	20-24 L	76,821
12/7..... at NY Giants.....	20-7 W	78,217
12/14..... vs. Dallas.....	0-27 L	70,284
12/21..... at Chicago.....	24-27 L	61,719
12/27..... vs. Philadelphia [S].....	7-31 L	76,766

2004 (6-10)

Coach Joe Gibbs

9/12..... vs. Tampa Bay.....	16-10 W	90,098
9/19..... at NY Giants.....	14-20 L	78,767
9/27..... vs. Dallas [M].....	18-21 L	90,367
10/3..... at Cleveland.....	13-17 L	73,348
10/10..... vs. Baltimore.....	10-17 L	90,287
10/17..... at Chicago.....	13-10 W	61,945
10/31..... vs. Green Bay.....	14-28 L	89,295
11/7..... at Detroit.....	17-10 W	62,655
11/14..... vs. Cincinnati.....	10-17 L	87,786
11/21..... at Philadelphia.....	6-28 L	67,720
11/28..... at Pittsburgh.....	7-16 L	63,707

12/5..... vs. NY Giants.....	31-7 W	87,872
12/12..... vs. Philadelphia.....	14-17 L	90,089
12/18..... at San Francisco [S].....	26-16 W	65,710
12/26..... at Dallas.....	10-13 L	63,705
1/2..... vs. Minnesota.....	21-18 W	76,876

2005 (10-6)

Coach Joe Gibbs

9/11..... vs. Chicago.....	9-7 W	80,138
9/19..... at Dallas [M].....	14-13 W	65,207
10/2..... vs. Seattle.....	20-17 (OT) W	90,215
10/9..... at Denver.....	19-21 L	75,880
10/16..... at Kansas City.....	21-28 L	78,083
10/23..... vs. San Francisco.....	52-17 W	90,224
10/30..... at NY Giants.....	0-36 L	78,630
11/6..... vs. Philadelphia.....	17-10 W	90,298
11/13..... at Tampa Bay.....	35-36 L	65,421
11/20..... vs. Oakland.....	13-16 L	90,129
11/27..... vs. San Diego.....	17-23 (OT) L	84,930
12/4..... at St. Louis.....	24-9 W	65,701
12/11..... at Arizona.....	17-13 W	46,654
12/18..... vs. Dallas.....	35-7 W	90,588
12/24..... vs. NY Giants [S].....	35-20 W	90,477
1/1..... at Philadelphia.....	31-20 W	67,700

Playoffs

1/7..... at Tampa Bay [S].....	17-10 W	65,514
1/14..... at Seattle [S].....	10-20 L	67,551

2006 (5-11)

Coach Joe Gibbs

9/11..... vs. Minnesota [M].....	16-19 L	90,608
9/17..... at Dallas.....	10-27 L	63,152
9/24..... at Houston.....	31-15 W	70,069
10/1..... vs. Jacksonville.....	36-30 (OT) W	89,450
10/8..... at NY Giants.....	3-19 L	78,653
10/15..... vs. Tennessee.....	22-25 L	88,550
10/22..... at Indianapolis.....	22-36 L	57,274
11/5..... vs. Dallas.....	22-19 W	90,250
11/12..... at Philadelphia.....	3-27 L	65,699
11/19..... at Tampa Bay.....	17-20 L	69,143
11/26..... vs. Carolina.....	17-13 W	85,450
12/3..... vs. Atlanta.....	14-24 L	86,436
12/10..... vs. Philadelphia.....	19-21 L	84,164
12/17..... at New Orleans.....	16-10 W	69,052
12/24..... at St. Louis.....	31-37 (OT) L	62,324
12/30..... vs. NY Giants [S].....	28-34 L	86,141

2007 (9-7)

Coach Joe Gibbs

9/9..... vs. Miami.....	16-13 (OT) W	90,163
9/17..... at Philadelphia [M].....	20-12 W	67,726
9/23..... vs. NY Giants.....	17-24 L	90,803
10/7..... vs. Detroit.....	34-3 W	88,944
10/14..... at Green Bay.....	14-17 L	70,761
10/21..... vs. Arizona.....	21-19 W	85,640
10/28..... at New England.....	7-52 L	68,756
11/4..... at NY Jets.....	23-20 (OT) W	76,663
11/11..... vs. Philadelphia.....	25-33 L	90,218
11/18..... at Dallas.....	23-28 L	63,706
11/25..... at Tampa Bay.....	13-19 L	65,596
12/2..... vs. Buffalo.....	16-17 L	85,831
12/6..... vs. Chicago [H].....	24-16 W	62,213
12/16..... at NY Giants.....	22-10 W	77,899
12/23..... at Minnesota.....	32-21 W	63,634
12/30..... vs. Dallas.....	27-6 W	90,910

Playoffs

1/5..... at Seattle [S].....	14-35 L	68,297
------------------------------	---------	--------

2008 (8-8)

Coach Jim Zorn

9/4..... at NY Giants [H].....	7-16 L	79,742
9/14..... vs. New Orleans.....	29-24 W	88,246
9/21..... vs. Arizona.....	24-17 W	90,060
9/28..... at Dallas.....	26-24 W	83,462
10/5..... at Philadelphia.....	23-17 W	69,144
10/12..... vs. St. Louis.....	17-19 L	90,376
10/19..... vs. Cleveland.....	14-11 W	90,487
10/26..... at Detroit.....	25-17 W	54,312
11/3..... vs. Pittsburgh [M].....	6-23 L	90,512
11/16..... vs. Dallas.....	10-14 L	90,830

YEARLY RESULTS

11/23 at Seattle	20-17 W 67,771
11/30 vs. NY Giants	7-23 L	85,912
12/7 at Baltimore	10-24 L	71,438
12/14 at Cincinnati	13-20 L	63,996
12/21 vs. Philadelphia	10-3 W	82,412
12/28 at San Francisco	24-27 L	67,519

2009 [4-12]

Coach Jim Zorn

9/13 at NY Giants	17-23 L	78,206
9/20 vs. St. Louis	9-7 W	87,780
9/27 at Detroit	14-19 L	40,896
10/4 vs. Tampa Bay	16-13 W	86,412
10/11 at Carolina	17-20 L	73,487
10/18 vs. Kansas City	6-14 L	79,572
10/26 vs. Philadelphia [M]	17-27 L	88,241
11/8 at Atlanta	17-31 L	67,982
11/15 vs. Denver	27-17 W	85,247
11/22 at Dallas	6-7 L	85,277
11/29 at Philadelphia	24-27 L	69,144
12/6 vs. New Orleans	30-33 [OT] L	84,520
12/13 at Oakland	34-13 W	44,506
12/21 vs. NY Giants [M]	12-45 L	78,359
12/27 vs. Dallas	0-17 L	88,221
1/3 at San Diego	20-23 L	67,554

2010 [6-10]

Coach Mike Shanahan

9/12 vs. Dallas	13-7 W	90,670
9/19 vs. Houston	27-30 [OT] L	88,240
9/26 at St. Louis	16-30 L	52,370
10/3 at Philadelphia	17-12 W	69,144
10/10 vs. Green Bay	16-13 [OT] W	87,760
10/17 vs. Indianapolis	24-27 L	87,883
10/24 at Chicago	17-14 W	62,155
10/31 at Detroit	25-37 L	46,329
11/15 vs. Philadelphia [M]	28-59 L	84,912
11/21 at Tennessee	19-16 [OT] W	69,143
11/28 vs. Minnesota	13-17 L	83,602
12/5 at NY Giants	7-31 L	78,861
12/12 vs. Tampa Bay	16-17 L	66,124
12/19 at Dallas	30-33 L	86,904
12/26 at Jacksonville	20-17 [OT] W	63,470
1/2 vs. NY Giants	14-17 L	76,189

2011 [5-11]

Coach Mike Shanahan

9/11 vs. NY Giants	28-14 W	80,121
9/18 vs. Arizona	22-21 W	76,330
9/26 at Dallas [M]	16-18 L	91,017
10/2 at St. Louis	17-10 W	56,113
10/16 vs. Philadelphia	13-20 L	80,447
10/23 at Carolina	20-33 L	73,245
10/30 at Buffalo	0-23 L	51,579
11/6 vs. San Francisco	11-19 L	78,032
11/13 at Miami	9-20 L	57,007
11/20 vs. Dallas	24-27 [OT] L	80,122
11/27 at Seattle	23-17 W	66,007
12/4 vs. NY Jets	19-34 L	74,121
12/11 vs. New England	27-34 L	77,825
12/18 at NY Giants	23-10 W	78,861
12/24 vs. Minnesota [S]	26-33 L	68,730
1/1 at Philadelphia	10-34 L	69,144

2012 [10-6]

Coach Mike Shanahan

9/9 at New Orleans	40-32 W	72,160
9/16 at St. Louis	28-31 L	53,979
9/23 vs. Cincinnati	31-38 L	80,060
9/30 at Tampa Bay	24-22 W	58,191
10/7 vs. Atlanta	17-24 L	75,337
10/14 vs. Minnesota	38-26 W	78,476
10/21 at NY Giants	23-27 L	81,352
10/28 at Pittsburgh	12-27 L	62,371
11/4 vs. Carolina	13-21 L	79,767
11/18 vs. Philadelphia	31-6 W	79,327
11/22 at Dallas [H]	38-31 W	90,166
12/3 vs. NY Giants	17-16 W	80,246
12/9 vs. Baltimore	31-28 [OT] W	81,178
12/16 at Cleveland	38-21 W	85,083

12/23 at Philadelphia	27-20 W	69,144
12/30 vs. Dallas	28-18 W	82,845

Playoffs

1/6 vs. Seattle	14-24 L	84,435
-----	-------------------	---------	--------

2013 [3-13]

Coach Mike Shanahan

9/9 vs. Philadelphia	27-33 L	82,743
9/15 at Green Bay	20-38 L	78,020
9/22 vs. Detroit	20-27 L	80,111
9/29 at Oakland	24-14 W	53,549
10/13 at Dallas	16-31 L	90,239
10/20 vs. Chicago	45-41 W	83,147
10/27 at Denver	21-45 L	77,031
11/3 vs. San Diego	30-24 [OT] W	80,115
11/7 at Minnesota [H]	27-34 L	64,011
11/17 at Philadelphia	16-24 L	69,144
11/25 vs. San Francisco	6-27 L	79,773
12/1 vs. NY Giants	17-24 L	75,220
12/8 vs. Kansas City	10-45 L	56,247
12/15 at Atlanta	28-27 L	70,069
12/22 vs. Dallas	23-24 L	80,411
12/29 at NY Giants	6-20 L	80,177

2014 [4-12]

Coach Jay Gruden

9/7 at Houston	6-17 L	71,770
9/14 vs. Jacksonville	41-10 W	80,037
9/21 at Philadelphia	34-37 L	69,596
9/25 vs. NY Giants [H]	14-45 L	80,573
10/6 vs. Seattle [M]	17-27 L	79,522
10/12 at Arizona	20-30 L	61,159
10/19 vs. Tennessee	19-17 W	75,227
10/27 at Dallas [M]	20-17 W	87,055
11/2 at Minnesota	26-29 L	52,252
11/16 vs. Tampa Bay	7-27 L	77,442
11/23 at San Francisco	13-17 L	70,799
11/30 at Indianapolis	27-49 L	65,352
12/7 vs. St. Louis	0-24 L	71,120
12/14 at NY Giants	13-24 L	77,628
12/20 vs. Philadelphia [S]	27-24 W	78,897
12/28 vs. Dallas	17-44 L	80,897

2015 [9-7]

Coach Jay Gruden

9/13 vs. Miami	10-17 L	76,512
9/20 vs. St. Louis	24-10 W	72,460
9/24 at NY Giants [H]	21-32 L	76,081
10/4 vs. Philadelphia	23-20 W	74,767
10/11 at Atlanta	19-25 L	70,178
10/18 at NY Jets	20-34 L	78,160
10/25 vs. Tampa Bay	31-30 W	72,912
11/8 at New England	10-27 L	66,829
11/15 vs. New Orleans	47-14 W	75,086
11/22 at Carolina	16-44 L	74,418
11/29 vs. NY Giants	20-14 W	77,367
12/7 vs. Dallas [M]	16-19 L	80,444
12/13 at Chicago	24-21 W	61,026
12/20 vs. Buffalo	35-25 W	80,124
12/26 at Philadelphia [S]	38-24 W	69,596
1/3 at Dallas	34-23 W	90,127

Playoffs

1/10 vs. Green Bay	18-35 L	81,367
------	---------------------	---------	--------

2016 [8-7-1]

Coach Jay Gruden

9/12 vs. Pittsburgh [M]	38-16 L	79,124
9/18 vs. Dallas	27-23 L	80,612
9/25 at NY Giants	29-27 W	78,368
10/2 vs. Cleveland	31-20 W	76,249
10/9 at Baltimore	16-10 W	71,318
10/16 vs. Philadelphia	27-20 W	78,934
10/23 at Detroit	20-17 L	80,461
10/30 at Cincinnati	27-27 [OT] T	84,488
11/13 vs. Minnesota	26-20 W	78,216
11/20 vs. Green Bay	42-24 W	77,137
11/24 at Dallas [H]	31-26 L	93,099
12/4 at Arizona	31-23 L	64,939
12/11 at Philadelphia	27-22 W	69,596
12/19 vs. Carolina [M]	26-15 L	76,689

12/24 at Chicago [S]	41-21 W	57,953
1/1 vs. NY Giants	19-10 L	79,471

2017 [7-9]

Coach Jay Gruden

9/10 vs. Philadelphia	30-17 L	78,685
9/17 at LA Rams	27-20 W	56,612
9/24 vs. Oakland	27-10 W	77,123
10/2 at Kansas City [M]	29-20 L	74,587
10/15 vs. San Francisco	26-24 W	75,568
10/23 at Philadelphia [M]	34-24 L	69,596
10/29 vs. Dallas	33-19 L	78,428
11/5 at Seattle	17-14 W	68,927
11/12 vs. Minnesota	38-30 L	74,476
11/19 at New Orleans	34-31 [OT] L	73,138
11/23 vs. NY Giants [H]	20-10 W	73,210
11/30 at Dallas [H]	38-14 L	91,712
12/10 at LA Chargers	30-13 L	25,393
12/17 vs. Arizona	20-15 W	71,026
12/24 vs. Denver	27-11 W	72,889
12/31 at NY Giants	18-10 L	76,269

2018 [7-9]

Coach Jay Gruden

9/9 at Arizona	24-6 W	61,613
9/16 vs. Indianapolis	21-9 L	57,013
9/23 vs. Green Bay	31-17 W	69,827
10/8 at New Orleans [M]	43-19 L	73,028
10/14 vs. Carolina	23-17 W	60,482
10/21 vs. Dallas	20-17 W	66,301
10/28 at NY Giants	20-13 W	77,537
11/4 vs. Atlanta	38-14 L	62,386
11/11 at Tampa Bay	16-3 W	52,667
11/18 vs. Houston	23-21 L	61,593
11/22 at Dallas [H]	31-23 L	92,076
12/3 at Philadelphia [M]	28-13 L	69,696
12/9 vs. NY Giants	40-16 L	57,437
12/16 at Jacksonville	16-13 W	67,577
12/22 vs. Tennessee [S]	25-16 L	60,746
12/30 vs. Philadelphia	24-0 L	63,188

YEARLY STATISTICAL RANKINGS

Year	Teams	OFFENSE				DEFENSE				SPECIAL TEAMS				TURNOVER
		Total	Run	Pass	Pts.	Total	Run	Pass	Pts.	KR Avg.	PR Avg.	KR Cov.	PR Cov.	RATIO
2018	32	28	17	28	29	17	17	15	15	30	25	15t	24	8t (+7)
2017	32	16	28	12	16	21	32	9	27	25	27	2	31	23 [-4]
2016	32	3	21	2	12	28	24	25	19	20	4	14	13	17 [E]
2015	32	17	20	11	10	28	26	25	17	9	31	4	17	10 (+5)
2014	32	13	19	11	26	20	12	24	29	25	21	23	19	30 [-12]
2013	32	9	5	16	23	18	17	20	30	32	28	11	32	25 [-8]
2012	32	5	1	20	4	28	5	30	22	16	17	12	8	3 (+17)
2011	32	16	25	14	26	13	18	12	21	27	21	2	10	30 [-14]
2010	32	18	30	8	25	31	26	31	21	14	10	2	29	19 [-4]
2009	32	22	27	16	26	10	16	8	18	24	30	3	6	28 [-11]
2008	32	19	8	23	28	4	8	7	6	4	22	4	27	17 [E]
2007	32	15	12	14	18	8	4	16	11	8	26	3	6	21 [-5]
2006	32	13	4	21	20	31	27	23	27	19	14	4	8	23 [-5]
2005	32	11	7	21	13	9	13	10	9	11	28	6	2	14 (+1)
2004	32	30	21	29	31	3	2	7	5	12	20	13	26	20 [-1]
2003	32	23	22	21	22	25	24	14	24	9	15	9	18	10 (+2)
2002	32	20	13	21	25	5	12	5	21	20	11	24	28	29 [-14]
2001	31	28	8	30	28	10	20	6	13	19	12	1	16	11 (+6)
2000	31	11	19	10	24	4	22	2	7	26	15	31	20	17 [E]
1999	31	2	9	6	2	30	27	26	24	18	23	25	22	4 (+12)
1998	30	15	18	13	17	24	28	5	28	19	10	26	7	24 [-8]
1997	30	16	21	11	15	16	28	3	8	17	6	19	3	14 (+1)
1996	30	9	7	15	8	28	30	20	13	19	9	12	5	4 (+12)
1995	30	18	7	20	18	18	29	7	21	1	1	9	4	6 (+5)
1994	28	17	24	11	13	26	27	20	28	4	1	22	20	27 [-17]
1993	28	26	16	26	25	26	26	20	23	10	24	18	21	14 [E]
1992	28	12	13	12	14	7	13	6	8	8	14	18	28	2 (+10)
1991	28	4	7	5	1	3	3	9	2	13	2	10	4	1 (+18)
1990	28	4	6	5	4	14	9	16	13	24	15	6	5	6 (+5)
1989	28	2	14	1	5	9	2	21	13	9	16	20	26	12 (+5)
1988	28	6	25	2	10	16	9	22	26	24	22	4	28	28 [-24]
1987	28	3	7	4	4	18	10	24	6	17	7	25	6	16 [-3]
1986	28	5	17	6	9	21	14	20	9	14	4	17	4	17 [-4]
1985	28	14	2	23	20	3	8	1	11	8	4	22	15	21 [-6]
1984	28	9	4	19	3	18	2	25	11	15	12	9	2	4 (+15)
1983	28	3	3	7	1	12	1	28	11	6	19	15	22	1 (+43)
1982	28	7	10	12	12	4	8	7	1	4	16	2	2	2 (+8)
1981	28	9	12	10	10	10	21	9	16	1	17	5	12	16 [-2]
1980	28	23	13	20	25	7	27	1	8	5	2	4	9	4 (+9)
1979	28	18	12	22	10	17	12	18	10	8	14	1	1	1 (+22)
1978	28	19	22	14	17	17	24	10	10	4	7	1	7	22 [-5]
1977	28	20	23	18	21	19	18	17	4	6	17	2	2	11 (+3)
1976	28	17	14	16	11	13	19	9	9	11	1	1	10	11 (+4)
1975	26	8	20	2	10	15	16	16	11	15	19	9	3	18 [-9]

YEARLY STATISTICAL RANKINGS

Year	Teams	OFFENSE				DEFENSE				SPECIAL TEAMS				TURNOVER
		Total	Run	Pass	Pts.	Total	Run	Pass	Pts.	KR Avg.	PR Avg.	KR Cov.	PR Cov.	RATIO
1974	26	12	23	1	4	2	3	5	4	1	14	10	12	1 (+20)
1973	26	18	25	6	6	9	4	18	6	1	11	3	13	4 (+12)
1972	26	11	10	12	7	4	7	6	3	6	21	11	1	7 (+6)
1971	26	13	14	10	12	4	4	12	4	21	2	1	6	9 (+6)
1970	26	9	5	17	11	24	25	15	21	20	26	22	13	9 (+4)
1969	26*	13	19	8	10	19	24	7	16	10	4	15	14	-
1968	26*	20	26	9	18	21	25	16	21	7	8	4	16	-
1967	25*	5	24	2	9	24	19	25	17	10	7	8	8	-
1966	24*	13	22	5	5	21	17	18	19	12	5	4	10	-
1965	22*	19	22	11	19	4	15	3	10	13	2	8	1	-
1964	22*	17	21	11	12	7	16	5	10	14	11	11	5	-
1963	22*	10	20	4	18	19	17	19	20	1	1	3	4	-
1962	22*	15	22	5	13	22	9	21	18	1	11	4	2	-
1961	22*	22	22	19	22	19	7	22	19	4	11	7	8	-
1960	21*	21	18	21	20	15	10	13	17	6	12	1	11	-
1959	12	9	2	12	12	12	12	12	12	10	10	8	2	-
1958	12	8	3	10	11	11	8	12	6	5	9	5	9	-
1957	12	7	3	11	6	7	6	9	5	6	1	4	2	-
1956	12	11	9	11	10	4	4	5	6	11	2	10	8	-
1955	12	11	3	11	7	3	2	6	2	3	2	8	10	-
1954	12	11	4	12	10	12	10	12	12	10	9	7	10	-
1953	12	8	4	11	8	7	11	1	3	11	2	12	3	-
1952	12	6	6	8	9	7	10	1	9	11	5	9	11	-
1951	12	9	4	11	11	10	9	5	10	10	9	4	5	-
1950	13	8	7	6	10	9	10	7	10	3	11	5	9	-
1949	10	4	7	3	6	10	9	8	9	7	8	7	7	-
1948	10	4	7	1	6	6	6	4	6	4	6	9	7	-
1947	10	2	7	1	4	8	4	8	10	1	9	10	6	-
1946	10	4	5	6	7	1	2	3	4	2	9	4	10	-
1945	10	1	2	2	4	2	3	1	1	4	2	5	6	-
1944	10	3	9	1	7	6	9	3	7	10	7	5	10	-
1943	8	3	5	3	3	3	7	2	1	3	5	6	1	-
1942	10	3	3	3	3	2	2	1	2	1	4	5	6	-
1941	10	5	6	4	4	3	2	5	5	9	3	1	3	-
1940	10	2	6	1	1	9	4	10	3	-	-	-	-	-
1939	10	2	2	3	2	1	2	1	2	-	-	-	-	-
1938	10	2	5	1	5	3	4	3	5	-	-	-	-	-
1937	10	2	4	2	3	1	2	5	4	-	-	-	-	-
1936	9	6	6	3	4	1	1	4	3	-	-	-	-	-
1935	9	5	6	7	8	5	1	5	6	-	-	-	-	-
1934	11	8	5	8	7	6	9	7	5	-	-	-	-	-
1933	10	1	1	8	6	7	3	10	5	-	-	-	-	-
1932	8	7	5	8	7	-	-	-	4	-	-	-	-	-

*Combined AFL/NFL

YEARLY STATS

1970 (6-8) // COACH BILL AUSTIN

Date	Result	Score	Location	Redskins	Opponents
Sept. 20	L	17-26	at San Francisco	34,984	
Sept. 27	L	17-27	at St. Louis	44,246	
Oct. 4	W	33-21	at Philadelphia	60,658	
Oct. 11	W	31-10	Detroit	50,414	
Oct. 19	L	20-34	at Oakland	54,471	
Oct. 25	W	20-0	Cincinnati	50,415	
Nov. 1	W	19-3	at Denver	50,705	
Nov. 8	L	19-10	Minnesota	50,415	
Nov. 15	L	33-35	at New York Giants	62,915	
Nov. 22	L	21-45	Dallas	50,415	
Nov. 29	L	24-27	New York Giants	50,415	
Dec. 6	L	0-34	at Dallas	57,936	
Dec. 13	W	24-6	Philadelphia	50,415	
Dec. 20	W	28-27	St. Louis	50,415	

	Redskins	Opponents
TOTAL FIRST DOWNS	249	256
Rushing	122	125
Passing	100	125
Penalty	27	16
TOTAL NET YARDS	4,129	4,333
Avg. Per Game	295.1	309.6
Total Plays	815	866
Avg. Per Play	5.1	5.0
NET YARDS RUSHING	2,021	2,068
Avg. Per Game	144.4	147.9
Total Rushes	444	468
NET YARDS PASSING	2,108	2,265
Avg. Per Game	150.6	161.8
Sacked/Yards Lost	29/249	24/169
Gross Yards	2,357	2,434
Attempts/Completions	342/203	374/205
Completion Pct.	59.4	54.8
Had Intercepted	10	15
PUNT/AVERAGE	61/40.9	56/39.3
PENALTIES/YARDS	65/613	87/930
FUMBLES/LOST	26/14	22/13
TOUCHDOWNS	34	37
Rushing	11	19
Passing	23	14
Returns	0	4

SCORE BY PERIODS	Q1	Q2	Q3	Q4	OT	PTS
REDSKINS	68	75	72	62	0	297
Opponents	51	89	83	91	0	314

SCORING	TD	Ru	Pa	Rt	PAT	FG	Pts
Knight	0	0	0	0	33/34	20/27	93
Smith	9	0	9	0	0/0	0/0	54
Taylor	8	0	8	0	0/0	0/0	48
Brown	7	5	2	0	0/0	0/0	42
Harroway	5	5	0	0	0/0	0/0	30
REDSKINS	34	11	23	0	33/34	20/27	297
Opponents	37	19	14	4	36/37	18/26	314

RUSHING	No.	Yards	Avg.	Lg	TD
Brown	237	1,125	4.8	75	5
Harroway	146	577	4.0	57	5
Dyer	21	102	4.9	12	0
REDSKINS	444	2,021	4.6	75	11
Opponents	468	2,068	4.5	40	19

PASSING	Att	Comp	Yards	Cmp%	Yards/Att	TD	TD%	Int	Int%	Long	Sack/Lost	Rating
Jurgensen	337	202	2,354	59.9	7.0	23	6.8	10	3.0	66	25/214	91.7
REDSKINS	342	203	2,357	59.4	6.9	23	6.7	10	2.9	66	29/249	90.5
Opponents	374	205	2,434	54.8	6.5	14	3.7	15	4.0	57	24/169	70.6

RECEIVING	No.	Yards	Avg.	Lg	TD
Smith	43	575	13.4	41	9
Taylor	42	593	14.1	41	8
Brown	37	341	9.2	66	2
REDSKINS	203	2,357	11.6	66	23
Opponents	205	2,434	11.9	57	14

INTERCEPTIONS	No.	Yards	Avg.	Lg	TD
Owens	4	86	21.5	32	0
Bass	4	37	9.3	22	0
R. Harris	3	67	22.3	25	0
REDSKINS	15	240	16.0	32	0
Opponents	10	181	18.1	41	1

PUNTING	No.	Yards	Avg.	Lg	Blk
Bragg	61	2,493	40.9	66	1
Opponents	56	2,199	39.3	68	1

PUNT RETURNS	Ret	Yards	Avg.	TD
R. Harris	14	10	0.7	0
REDSKINS	27	45	1.7	0
Opponents	35	259	7.4	0

KICKOFF RETURNS	No.	Yards	Avg.	TD
Vactor	28	700	25.0	0
REDSKINS	61	1,223	20.0	0
Opponents	49	1,181	24.1	1

FIELD GOALS	1-19	20-29	30-39	40-49	50+
Knight	6/6	5/5	5/7	4/9	0/0
Opponents	3/3	6/10	5/5	4/7	0/1

NOTABLE Record (Finish): 6-8 (4th NFC East)

National Honors: RB Larry Brown: PFWA All-Pro Team, All-NFC Team, Pro Bowl; C Len Hauss: Pro Bowl; LB Chris Hanburger: All-NFC Team.

Starters: Offense: WR Charley Taylor (14), LT Jim Snowden (14), LG Ray Schoenke (13), C Len Hauss (14), RG Vince Promuto (3), RT Walter Rock (13), TE Jerry Smith (14), WR Pat Richter (1), QB Sonny Jurgensen (14), RB Larry Brown (13), RB Charlie Harroway (13), RG/LG (5/1), RG Roy Schmidt (6), WR Walter Roberts (12), RT Steve Wright (1), WR/RB Henry Dyer (1/1)

Defense: LE/RE Leo Carroll (5/2), LT Floyd Peters (9), RT/RE Bill Brundige (13/1), RE Bruce Anderson (8), LLB Harold McLinton (13), MLB Marlin McKeever (12), RLB Chris Hanburger (14), LCB Pat Fischer (14), RCB Mike Bass (14), LS Brig Owens (14), RS Rickie Harris (12), RS Jon Jaqua (2), LLB Tom Rousell (1), MLB Rusty Tillman (2), LT Manny Sistrunk (3), RE/LT/RT Frank Bosch (3/2/1), LE John Hoffman (9)

YEARLY STATS

1971 (9-4-1) // COACH GEORGE ALLEN

Sept. 19	W	24-17	at St. Louis	46,805
Sept. 26	W	30-3	at New York Giants	62,795
Oct. 3	W	20-16	at Dallas	72,000
Oct. 10	W	22-13	Houston	53,041
Oct. 17	W	20-0	St. Louis	53,041
Oct. 24	L	20-27	at Kansas City	51,989
Oct. 31	W	24-14	New Orleans	53,041
Nov. 7	T	7-7	Philadelphia	53,041
Nov. 14	L	15-16	at Chicago	55,049
Nov. 21	L	0-13	Dallas	53,041
Nov. 28	W	20-13	at Philadelphia	65,358
Dec. 5	W	23-7	New York Giants	53,041
Dec. 13	W	38-24	at Los Angeles	80,402
Dec. 19	L	13-20	Cleveland	53,041
Playoffs				
Dec. 26	L	20-24	at San Francisco	45,327

	Redskins	Opponents
TOTAL FIRST DOWNS	214	214
Rushing	77	73
Passing	112	119
Penalty	23	21
TOTAL NET YARDS	4,030	3,523
Avg. Per Game	287.9	251.6
Total Plays	828	855
Avg. Per Play	4.9	4.1
NET YARDS RUSHING	1,757	1,396
Avg. Per Game	125.5	99.7
Total Rushes	477	408
NET YARDS PASSING	2,273	2,127
Avg. Per Game	162.4	151.9
Sacked/Yards Lost	17/118	36/321
Gross Yards	2,391	2,448
Attempts/Completions	334/182	411/191
Completion Pct.	54.5	46.5
Had Intercepted	15	29
PUNT/AVERAGE	58/40.5	77/41.2
PENALTIES/YARDS	80/801	92/720
FUMBLES/LOST	32/20	22/12
TOUCHDOWNS	27	20
Rushing	8	7
Passing	13	11
Returns	6	2

SCORE BY PERIODS	Q1	Q2	Q3	Q4	OT	PTS
REDSKINS	77	103	36	60	0	276
Opponents	26	42	39	83	0	190

SCORING	TD	Ru	Pa	Rt	PAT	FG	S	TP
Knight	0	0	0	0	27/27	29/49	0	114
Brown	6	4	2	0	0/0	0/0	0	36
Jefferson	4	0	4	0	0/0	0/0	0	24
Taylor	4	0	4	0	0/0	0/0	0	24
Harraway	2	2	0	0	0/0	0/0	0	12
REDSKINS	27	8	13	6	27/27	29/49	0	276
Opponents	20	7	11	2	19/20	17/33	0	190

RUSHING	No.	Yards	Avg.	Lg	TD
Brown	253	948	3.7	34	4
Harraway	156	635	4.1	57	2
Mason	31	85	2.7	11	0
REDSKINS	477	1,756	3.7	57	8
Opponents	408	1,396	3.4	40	7

PASSING	Att	Comp	Yards	Cmp%	Yards/Att	TD	TD%	Int	Int%	Long	Sack/Lost	Rating
Kilmer	306	166	2,221	54.2	7.3	13	4.3	13	4.3	71	16/110	74.0
Jurgensen	28	16	170	57.1	6.1	0	0.0	2	7.1	30	1/8	45.5
REDSKINS	334	182	2,391	54.4	7.2	13	3.8	15	4.4	71	17/118	71.6
Opponents	411	191	2,448	46.4	6.0	11	2.6	29	7.1	71	36/321	45.1

RECEIVING	No.	Yards	Avg.	Lg	TD
Jefferson	47	701	14.9	70	4
Dowler	26	352	13.5	30	0
Taylor	24	370	15.4	71	4
REDSKINS	182	2,391	13.1	71	13
Opponents	191	2,448	12.8	58	11

INTERCEPTIONS	No.	Yards	Avg.	Lg	TD
Bass	8	78	10.0	38	1
Petitbon	5	102	20.4	42	0
Pardee	5	58	11.6	20	1
REDSKINS	29	480	16.6	53	5
Opponents	15	284	18.9	82	1

PUNTING	No.	Yards	Avg.	Lg	Blk
Bragg	59	2,391	40.5	59	59
Opponents	76	3,147	41.4	59	0

PUNT RETURNS	Ret	Yards	Avg.	TD
Duncan	22	233	10.6	0
REDSKINS	44	416	9.5	0
Opponents	16	87	5.4	0

KICKOFF RETURNS	No.	Yards	Avg.	TD
Duncan	27	724	26.8	1
REDSKINS	43	913	21.2	1
Opponents	61	1,070	17.5	1

FIELD GOALS	1-19	20-29	30-39	40-49	50+
Knight	10/12	6/9	8/14	3/11	2/3
Opponents	5/5	6/7	3/9	3/9	0/3

NOTABLE Record (Finish): 9-4-1 (2nd NFC East)

National Honors: RB Larry Brown: All-NFC Team, Pro Bowl; C Len Hauss: Pro Bowl; WR Roy Jefferson: All-NFC Team, Pro Bowl; K Curt Knight: PFWA All-Pro Team, Pro Bowl; LB Jack Pardee: All-NFC Team; Coach George Allen: PGWA Coach of the Year

Starters: Offense: WR Charley Taylor (6), LT Jim Snowden (14), LG Ray Schoenke (14), C Len Hauss (14), RG John Wilbur (14), RT Walter Rock (14), TE Jerry Smith (7), WR Roy Jefferson (4), QB Billy Kilmer (13), RB Larry Brown (13), RB Charlie Harraway (14), QB Sonny Jurgensen (1), WR Boyd Dowler (7), WR Clifton McNeil (1), TE Mack Alston (7), RB Tommy Mason (1)

Defense: LE Ron McDole (14), LT Manny Sistrunk (14), RT Diron Talbert (14), RE Verlon Biggs (13), LLB Jack Pardee (14), MLB Myron Pottios (14), RLB Chris Hanburger (14), LCB Pat Fischer (14), RCB Mike Bass (14), LS Richie Petitbon (13), RS Brig Owens (14), RE Jimmie Jones (1), LS Jon Jaqua (1)

YEARLY STATS

1972 (11-3) // COACH GEORGE ALLEN

Date	Result	Score	Opponent	Points
Sept. 18	W	24-21	at Minnesota	47,900
Sept. 24	W	24-10	St. Louis	53,039
Oct. 1	L	23-24	at New England	60,999
Oct. 8	W	14-0	Philadelphia	53,039
Oct. 15	W	33-3	at St. Louis	50,454
Oct. 22	W	24-20	Dallas	53,039
Oct. 29	W	23-16	at New York Giants	82,878
Nov. 5	W	35-17	at New York Jets	63,962
Nov. 12	W	27-13	New York Giants	53,039
Nov. 20	W	24-13	Atlanta	53,039
Nov. 26	W	21-16	Green Bay	53,039
Dec. 3	W	23-7	at Philadelphia	65,720
Dec. 9	L	24-34	at Dallas	65,136
Dec. 17	L	17-24	Buffalo	53,039
Playoffs				
Dec. 24	W	16-3	Green Bay	53,140
Dec. 31	W	26-3	Dallas	53,129
Super Bowl VII - Los Angeles				
Jan. 14	L	7-14	Miami	90,182

	Redskins	Opponents
TOTAL FIRST DOWNS	235	233
Rushing	110	95
Passing	106	108
Penalty	19	20
TOTAL NET YARDS	4,275	3,595
Avg. Per Game	305	256.8
Total Plays	808	829
Avg. Per Play	5.3	4.3
NET YARDS RUSHING	2,082	1,733
Avg. Per Game	148.7	123.8
Total Rushes	513	427
NET YARDS PASSING	2,193	1,872
Avg. Per Game	156.6	133.0
Sacked/Yards Lost	11/88	35/268
Gross Yards	2,281	2,140
Attempts/Completions	284/159	368/186
Completion Pct.	55.9	50.5
Had Intercepted	15	17
PUNT/AVERAGE	59/38.5	69/40.7
PENALTIES/YARDS	78/721	64/668
FUMBLES/LOST	27/11	28/16
TOUCHDOWNS	42	23
Rushing	17	12
Passing	21	10
Returns	4	1

SCORE BY PERIODS	Q1	Q2	Q3	Q4	OT	PTS
REDSKINS	30	105	92	109	0	336
Opponents	58	56	43	61	0	218

SCORING	TD	Ru	Pa	Rt	PAT	FG	S	TP
Knight	0	0	0	0	40/42	14/30	0	82
Brown	12	8	4	0	0/0	0/0	0	72
Smith	7	0	7	0	0/0	0/0	0	42
Taylor	7	0	7	0	0/0	0/0	0	42
Harraway	6	6	0	0	0/0	0/0	0	36
REDSKINS	42	17	21	4	40/42	14/30	1	336
Opponents	23	12	10	1	23/23	19/34	0	218

RUSHING	No.	Yards	Avg.	Lg	TD
Brown	285	1,216	4.3	38	8
Harraway	148	567	3.8	24	6
Mul-Key	33	155	4.7	35	1
REDSKINS	513	2,082	4.1	38	17
Opponents	427	1,733	4.1	41	12

RECEIVING	No.	Yards	Avg.	Lg	TD
Taylor	49	673	13.7	70	7
Jefferson	35	550	15.7	45	3
Brown	32	473	14.8	89	4
REDSKINS	159	2,281	14.3	89	21
Opponents	186	2,140	11.5	40	10

INTERCEPTIONS	No.	Yards	Avg.	Lg	TD
Hanburger	4	98	24.5	41	1
Fischer	4	61	15.3	35	0
Bass	3	53	17.7	29	0
REDSKINS	17	287	16.9	41	1
Opponents	15	160	10.7	49	1

PUNTING	No.	Yards	Avg.	Lg	Blk
Bragg	59	2,273	38.5	62	0
Opponents	69	2,802	40.7	58	3

PUNT RETURNS	Ret	FC	Yards	Avg.	Lg	TD
Vactor	17	14	88	5.2	28	0
REDSKINS	34	22	159	4.7	28	0
Opponents	20	28	39	2.0	13	0

KICKOFF RETURNS	No.	Yards	Avg.	Lg	TD
Duncan	15	364	24.3	41	0
REDSKINS	48	1,133	23.6	44	0
Opponents	53	1,191	22.5	77	0

FIELD GOALS	1-19	20-29	30-39	40-49	50+
Knight	4/4	0/3	6/11	4/8	0/4
Opponents	6/6	4/7	4/9	4/9	1/3

NOTABLE Record (Finish): 11-3 (1st NFC East; NFC Champions)

National Honors: RB Larry Brown: PFWA All-Pro Team, NEA All-Pro Team, All-NFC Team, Pro Bowl; PR Speedy Duncan: Pro Bowl; LB Chris Hanburger: PFWA All-Pro Team, NEA All-Pro Team, All-NFC Team, Pro Bowl; C Len Hauss: PFWA All-Pro Second Team, NEA All-Pro Team, Pro Bowl; QB Billy Kilmer: All-NFC Team, Pro Bowl; WR Charley Taylor: Pro Bowl; DE Verlon Biggs: PFWA All-Pro Second Team; CB Pat Fischer: NEA All-Pro Second Team

Starters: Offense: WR Charley Taylor (14), LT Terry Hermeling (14), LG Paul Laaveg (14), C Len Hauss (14), RG John Wilbur (14), RT Walter Rock (14), TE Jerry Smith (14), WR Roy Jefferson (14), QB Billy Kilmer (10), RB Larry Brown (12), RB Charlie Harraway (14), QB Sonny Jurgensen (4), RB Bob Brunet (1), RB Herb Mul-Key (1)

Defense: LE Ron McDole (14), LT Manny Sistrunk (4), RT Diron Talbert (14), RE Verlon Biggs (14), LLB Jack Pardee (13), MLB/LLB Harold McLinton (7/1), RLB Chris Hanburger (14), LCB Pat Fischer (14), RCB Mike Bass (14), LS Richie Pettibon (3), RS Roosevelt Taylor (14), RT Bill Brundige (10), MLB Myron Pottios (7), LS Brig Owens (11)

PASSING	Att	Comp	Yards	Cmp%	Yards/Att	TD	TD%	Int	Int%	Long	Sack/Lost	Rating
Kilmer	225	120	1,648	53.3	7.3	19	8.4	11	4.9	89	9/67	84.6
Jurgensen	59	39	633	66.1	10.7	2	3.4	4	6.8	36	2/21	84.9
REDSKINS	284	159	2,281	55.9	8.0	21	7.4	15	5.3	89	11/68	84.8
Opponents	368	186	2,140	50.5	5.8	10	2.7	17	4.6	40	35/268	58.2

YEARLY STATS

1973 (10-4) // COACH GEORGE ALLEN

Sept. 16	W	38-0	San Diego	53,589
Sept. 23	L	27-34	at St. Louis	50,316
Sept. 30	W	28-7	at Philadelphia	64,147
Oct. 8	W	14-7	Dallas	54,314
Oct. 14	W	21-3	at New York Giants	70,168
Oct. 21	W	31-13	St. Louis	54,381
Oct. 28	L	3-19	at New Orleans	66,315
Nov. 5	L	16-21	at Pittsburgh	49,220
Nov. 11	W	33-9	San Francisco	54,381
Nov. 18	W	22-14	Baltimore	52,675
Nov. 22	W	20-0	at Detroit	46,807
Dec. 2	W	27-24	New York Giants	53,590
Dec. 9	L	7-27	at Dallas	62,195
Dec. 16	W	38-20	Philadelphia	49,484
Dec. 22	L	20-27	Playoffs at Minnesota	45,475

	Redskins	Opponents
TOTAL FIRST DOWNS	232	233
Rushing	76	89
Passing	131	119
Penalty	25	25
TOTAL NET YARDS	3,797	3,774
Avg. Per Game	271.2	269.6
Total Plays	862	937
Avg. Per Play	4.4	4.0
NET YARDS RUSHING	1,439	1,603
Avg. Per Game	102.4	114.5
Total Rushes	459	480
NET YARDS PASSING	2,358	2,171
Avg. Per Game	168.8	155.0
Sacked/Yards Lost	31/202	53/360
Gross Yards	2,560	2,531
Attempts/Completions	373/209	404/203
Completion Pct.	56.2	50.2
Had Intercepted	14	26
PUNT/AVERAGE	64/40.3	81/38.4
PENALTIES/YARDS	81/771	86/708
FUMBLES/LOST	32/18	35/18
TOUCHDOWNS	37	21
Rushing	9	8
Passing	20	12
Returns	8	1

SCORE BY PERIODS	Q1	Q2	Q3	Q4	OT	PTS
REDSKINS	72	70	57	126	0	325
Opponents	44	62	45	47	0	198

SCORING	TD	Ru	Pa	Rt	PAT	FG	S	TP
Knight	0	0	0	0	37/37	22/42	0	103
Brown	14	8	6	0	0/0	0/0	0	84
C. Taylor	7	0	7	0	0/0	0/0	0	42
Harraway	4	1	3	0	0/0	0/0	0	24
REDSKINS	37	9	20	8	37/37	22/42	0	325
Opponents	21	8	12	1	21/21	17/28	0	198

RUSHING	No.	Yards	Avg.	Lg	TD
Brown	273	860	3.2	27	8
Harraway	128	452	3.5	16	1
Thomas	32	95	3.0	13	0
REDSKINS	459	1,439	3.1	27	9
Opponents	480	1,603	3.3	35	8

PASSING	Att	Comp	Yards	Cmp%	Yards/Att	TD	TD%	Int	Int%	Long	Sack/Lost	Rating
Kilmer	228	122	1,656	53.7	7.3	14	6.2	9	4.0	64t	15/88	81.3
Jurgensen	145	87	904	60.0	6.2	6	4.1	5	3.4	36	16/114	77.6
REDSKINS	373	209	2,560	56.2	6.9	20	5.4	14	3.8	64t	31/202	75.5
Opponents	404	203	2,531	50.2	6.3	12	2.9	26	6.4	73	53/360	53.1

RECEIVING	No.	Yards	Avg.	Lg	TD
C. Taylor	59	801	13.6	53	7
Jefferson	41	595	14.5	36	1
Brown	40	482	12.0	64	6
REDSKINS	209	2,560	12.2	64	20
Opponents	203	2,531	12.5	73	12

INTERCEPTIONS	No.	Yards	Avg.	Lg	TD
Houston	6	32	5.3	22	0
Bass	5	161	32.2	68	1
Owens	5	123	24.6	27	1
REDSKINS	26	598	23.0	68	4
Opponents	14	173	12.4	64	0

PUNTING	No.	Yards	Avg.	Lg	Blk
Bragg	64	2,581	40.3	61	0
Opponents	81	3,112	38.4	62	4

PUNT RETURNS	Ret	FC	Yards	Avg.	Lg	TD
Duncan	28	11	218	7.8	22	0
REDSKINS	40	17	321	8.0	27	0
Opponents	14	30	104	7.4	37	0

KICKOFF RETURNS	No.	Yards	Avg.	Lg	TD
Mul-Key	36	1,011	28.1	97	1
REDSKINS	43	1,118	26.0	97	1
Opponents	61	1,237	20.3	97	1

FIELD GOALS	1-19	20-29	30-39	40-49	50+
Knight	8/8	5/7	6/13	3/9	0/5
Opponents	3/3	6/8	6/11	2/5	0/1

NOTABLE Record (Finish): 10-4 (2nd NFC East)

National Honors: LB Chris Hanburger: NEA All-Pro Team, PFWA All-Pro Second Team, All-NFC Team, Pro Bowl; FS Ken Houston: NEA All-Pro Second Team, PFWA All-Pro Second Team, All-NFC Team, Pro Bowl; KR Herb Mul-Key: Pro Bowl; WR Charley Taylor: Pro Bowl; C Len Hauss: PFWA All-Pro Second Team

Starters: Offense: WR Charley Taylor (14), LT Terry Hermeling (13), LG Paul Laaveg (14), C Len Hauss (14), RG John Wilbur (14), RT Walter Rock (6), TE Alvin Reed (5), WR Roy Jefferson (14), QB Billy Kilmer (10), RB Larry Brown (14), RB Charlie Harraway (14), LT Ray Schoenke (1), RT George Starke (8), TE Jerry Smith (9), QB Sonny Jurgensen (4)

Defense: LE Ron McDole (14), LT Manny Sistrunk (2), RT Diron Talbert (14), RE Verlon Biggs (14), LLB Dave Robinson (14), MLB Harold McLinton (8), RLB Chris Hanburger (14), LCB Pat Fischer (14), RCB Mike Bass (14), LS Ken Houston (14), RS Brig Owens (14), LT Bill Brundidge (12), MLB Myron Pottius (6)

YEARLY STATS

1974 (10-4) // COACH GEORGE ALLEN

Sept. 15	W	13-10	at New York Giants	51,764
Sept. 22	L	10-17	St. Louis	53,888
Sept. 30	W	30-3	Denver	54,395
Oct. 6	L	17-28	at Cincinnati	56,175
Oct. 13	W	20-17	Miami	54,395
Oct. 20	W	24-3	New York Giants	53,363
Oct. 27	L	20-23	at St. Louis	50,767
Nov. 3	W	17-6	at Green Bay	56,267
Nov. 10	W	27-20	at Philadelphia	65,947
Nov. 17	W	28-21	Dallas	54,395
Nov. 24	W	26-7	Philadelphia	54,395
Nov. 28	L	23-24	at Dallas	63,243
Dec. 9	W	23-17	at Los Angeles	87,313
Dec. 15	W	42-0	Chicago	52,085
Dec. 22	L	10-19	Playoffs at Los Angeles	80,118

	Redskins	Opponents
TOTAL FIRST DOWNS	249	210
Rushing	77	79
Passing	156	114
Penalty	16	17
TOTAL NET YARDS	4,245	3,285
Avg. Per Game	303.2	234.6
Total Plays	908	844
Avg. Per Play	4.7	3.9
NET YARDS RUSHING	1,443	1,439
Avg. Per Game	103.1	102.8
Total Rushes	470	414
NET YARDS PASSING	2,802	1,846
Avg. Per Game	200.1	131.9
Sacked/Yards Lost	25/176	31/256
Gross Yards	2,978	2,102
Attempts/Completions	413/254	399/197
Completion Pct.	61.5	49.4
Had Intercepted	11	25
PUNT/AVERAGE	73/38.1	81/38.5
PENALTIES/YARDS	78/661	69/529
FUMBLES/LOST	17/9	28/15
TOUCHDOWNS	38	24
Rushing	11	7
Passing	22	13
Returns	5	4

SCORE BY PERIODS	Q1	Q2	Q3	Q4	OT	PTS
REDSKINS	37	120	61	102	0	320
Opponents	49	41	71	35	0	196

SCORING	TD	Ru	Pa	Rt	PAT	FG	S	TP
Moseley	0	0	0	0	27/30	18/30	0	81
Brown	7	3	4	0	0/0	0/0	0	42
Thomas	6	5	1	0	0/0	0/0	0	36
Taylor	5	0	5	0	0/0	0/0	0	30
Jefferson	4	0	4	0	0/0	0/0	0	24
REDSKINS	38	11	22	5	35/38	19/31	0	320
Opponents	24	7	13	4	22/24	10/14	0	196

RUSHING	No.	Yards	Avg.	Lg	TD
Brown	163	430	3.2	16	3
Denson	103	391	3.8	23	0
Thomas	95	347	3.7	66	5
REDSKINS	471	1,440	3.1	66	11
Opponents	412	1,439	3.5	75	7

RECEIVING	No.	Yards	Avg.	Lg	TD
Taylor	54	738	13.7	51	5
J. Smith	44	554	12.6	30	3
Jefferson	43	654	15.2	43	4
REDSKINS	254	2,978	11.7	69	22
Opponents	197	2,102	10.7	52	13

INTERCEPTIONS	No.	Yards	Avg.	Lg	TD
Stone	5	95	19.0	31	0
Hanburger	4	6	1.5	5	0
Dwens	4	59	14.8	24	0
REDSKINS	25	328	13.1	37	2
Opponents	11	79	7.2	53	1

PUNTING	No.	Yards	Avg.	Lg	Blk
Bragg	73	2,780	38.1	51	1
Opponents	81	3,119	38.5	64	2

PUNT RETURNS	Ret	FC	Yards	Avg.	Lg	TD
Theismann	15	3	157	10.5	44	0
REDSKINS	45	6	453	10.1	58	1
Opponents	51	3	458	9.0	50	1

KICKOFF RETURNS	No.	Yards	Avg.	Lg	TD
L. Jones	23	672	29.2	102	1
REDSKINS	45	1,166	25.9	102	1
Opponents	64	1,379	21.5	52	0

FIELD GOALS	1-19	20-29	30-39	40-49	50+
Moseley	1/1	2/5	9/13	6/10	0/1
Opponents	0/0	2/2	5/8	3/4	0/0

NOTABLE Record (Finish): 10-4 (2nd NFC East)

National Honors: LB Chris Hanburger: NEA All-Pro Second Team, All-NFC Team, Pro Bowl; SS Ken Houston: NEA All-Pro Second Team, All-NFC Team, Pro Bowl; DT Diron Talbert: Pro Bowl; WR Charley Taylor: All-NFC Team, Pro Bowl

Starters: Offense: WR Charley Taylor (14), LT Ray Schoenke (13), LG Paul Laaveg (14), C Len Hauss (14), RG Walt Sweeney (14), RT George Starke (14), TE Jerry Smith (14), WR Roy Jefferson (13), QB Billy Kilmer (10), RB Larry Brown (11), RB Larry Smith (6), QB Sonny Jurgensen (4), LT Jim Tyrer (1), WR Frank Grant (1), RB Duane Thomas (3), RB Moses Denson (8)

Defense: LE Ron McDole (13), LT Manuel Sistrum (1), RT Diron Talbert (14), RE Verlon Biggs (14), LLB Dave Robinson (14), MLB Harold McLinton (13), RLB Chris Hanburger (14), LCB Pat Fischer (14), RCB Mike Bass (14), LS Ken Houston (14), RS Brig Owens (14), LT Bill Brundige (13), LE Deacon Jones (1), MLB Russ Tillman (1)

PASSING	Att	Comp	Yards	Cmp%	Yards/Att	TD	TD%	Int	Int%	Long	Sack/Lost	Rating
Jurgensen	167	107	1,185	64.1	7.1	11	6.6	5	3	44	10/69	94.6
Kilmer	234	137	1,632	58.5	7	10	4.3	6	2.6	51	13/96	83.4
Theismann	11	9	145	81.8	13.2	1	9.1	0	0	69	2/11	149.1
REDSKINS	413	254	2,978	61.5	7.2	22	5.3	11	2.6	69	25/176	86.4
Opponents	399	197	2,102	49.3	5.3	13	3.2	24	6	52	31/256	51.0

YEARLY STATS

1975 (8-6) // COACH GEORGE ALLEN

Date	W/L	Score	Opponent	Redskins	Opponents
Sept. 21	W	41-3	New Orleans	53,824	
Sept. 28	W	49-13	New York Giants	54,953	
Oct. 5	L	10-26	at Philadelphia	66,090	
Oct. 13	W	27-17	St. Louis	54,693	
Oct. 19	L	10-13	at Houston	49,566	
Oct. 26	W	23-7	at Cleveland	56,702	
Nov. 2	W	30-24 (OT)	Dallas	55,004	
Nov. 9	W	21-13	at New York Giants	57,242	
Nov. 16	L	17-20 (OT)	at St. Louis	49,919	
Nov. 23	L	23-26 (OT)	Oakland	53,582	
Nov. 30	W	31-30	Minnesota	54,498	
Dec. 7	W	30-27	at Atlanta	52,809	
Dec. 13	L	10-31	at Dallas	61,091	
Dec. 21	L	3-26	Philadelphia	49,385	

TOTAL FIRST DOWNS		Redskins	Opponents
Rushing		272	255
Passing		97	105
Penalty		150	128
TOTAL NET YARDS		25	22
Avg. Per Game		4,669	4,483
Total Plays		333.5	320.2
Avg. Per Play		919	950
NET YARDS RUSHING		5.1	4.7
Avg. Per Game		1,752	2,047
Total Rushes		125.1	146.2
NET YARDS PASSING		444	525
Avg. Per Game		2,917	2,436
Sacked/Yards Lost		208.4	174.0
Gross Yards		27/175	36/276
Attempts/Completions		3,092	2,712
Completion Pct.		448/229	389/217
Had Intercepted		51.1	55.8
PUNT/AVERAGE		72/40.6	87/38.9
PENALTIES/YARDS		78/723	89/772
FUMBLES/LOST		28/17	27/19
TOUCHDOWNS		40	33
Rushing		9	11
Passing		28	17
Returns		3	5

SCORE BY PERIODS	Q1	Q2	Q3	Q4	OT	PTS
REDSKINS	49	109	44	117	6	325
Opponents	29	88	63	90	6	276

SCORING	TD	Ru	Pa	Rt	PAT	FG	S	TP
Moseley	0	0	0	0	37/39	16/25	0	85
Grant	8	0	8	0	0/0	0/0	0	48
M. Thomas	7	4	3	0	0/0	0/0	0	42
Taylor	6	0	6	0	0/0	0/0	0	36
L. Brown	5	3	2	0	0/0	0/0	0	30
REDSKINS	40	9	28	3	37/39	16/25	0	325
Opponents	33	11	17	5	27/33	17/30	0	276

RUSHING	No.	Yards	Avg.	Lg	TD
M. Thomas	235	919	3.9	34	4
L. Brown	97	352	3.6	43	3
Denson	56	195	3.5	14	0
REDSKINS	444	1,752	3.9	43	9
Opponents	525	2,033	3.9	53	11

RECEIVING	No.	Yards	Avg.	Lg	TD
Taylor	53	744	14	64	6
Grant	41	776	18.9	96t	8
M. Thomas	40	483	12	33	3
REDSKINS	229	3,092	13.5	96t	28
Opponents	217	2,706	12.5	82t	17

INTERCEPTIONS	No.	Yards	Avg.	Lg	TD
Bass	4	85	21.3	30	0
Houston	4	33	8.3	19	0
Hanburger	3	81	27	37	0
REDSKINS	18	335	18.6	57	0
Opponents	29	469	16.2	89	4

PUNTING	No.	Yards	Avg.	Lg	Blk
Bragg	72	2,924	40.6	63	0
Opponents	87	3,384	38.9	60	1

PUNT RETURNS	Ret	FC	Yards	Avg.	Lg	TD
Jones	53	5	407	7.7	52	1
REDSKINS	61	9	464	7.6	52	1
Opponents	38	13	240	6.3	19	0

KICKOFF RETURNS	No.	Yards	Avg.	Lg	TD
Jones	47	1,086	23.1	44	0
REDSKINS	58	1,296	22.3	50	0
Opponents	64	1,357	21.2	93	1

FIELD GOALS	1-19	20-29	30-39	40-49	50+
Moseley	0/0	1/3	9/10	6/9	0/3
Opponents	1/1	9/12	3/8	4/9	0/0

NOTABLE
Record (Finish): 8-6 (3rd NFC East)

National Honors: SS Ken Houston: PFWA All-Pro Team, NEA All-Pro Team, All-NFC Team, Pro Bowl; LB Chris Hanburger: PFWA All-Pro Second Team, NEA All-Pro Second Team, All-NFC Team, Pro Bowl; WR Charley Taylor: All-NFC Team, Pro Bowl; RB Mike Thomas: PFWA All-Rookie Team

Starters: Offense: WR Charley Taylor (14), LT Tim Stokes (5), LG Paul Laaveg (8), C Len Hauss (14), RG/LG Ray Schoenke (1/8), RT George Starke (14), TE Jerry Smith (14), WR Roy Jefferson (5), QB Billy Kilmer (13), RB Moses Denson (9), RB Larry Brown (8), LT Terry Hermeling (9), RG Walter Sweeney (13), WR Frank Grant (9), QB Randy Johnson (1), RB Mike Thomas (9)

Defense: LE Ron McDole (14), LT Bill Brundige (13), RT Diron Talbert (13), RE Dennis Johnson (14), LLB Brad Dusek (14), MLB Harold McLinton (14), RLB Chris Hanburger (14), LCB Pat Fischer (11), RCB Mike Bass (14), LS Ken Houston (14), RS/LCB Bryant Salter (11/2), LCB Spencer Thomas (1), RT Dave Butz (1), LT Manny Sistrunk (1), RS Brig Owens (3)

PASSING	Att	Comp	Yards	Cmp%	Yards/Att	TD	TD%	Int	Int%	Long	Sack/Lost	Rating
Kilmer	346	178	2,440	51.4	7.1	23	6.6	16	4.6	96	23/138	7.71
Johnson	79	41	556	51.9	7.0	4	5.1	10	12.7	36	2/19	52.1
Theismann	22	10	96	45.5	4.4	1	4.5	3	13.6	30	2/18	33.6
REDSKINS	448	229	3,092	51.1	6.9	28	6.3	29	6.5	96	27/175	67.3
Opponents	390	217	2,706	55.6	6.9	17	4.4	18	4.6	68	36/274	72.7

YEARLY STATS

1976 (10-4) // COACH GEORGE ALLEN

Sept. 12	W	19-17	New York Giants	54,245
Sept. 19	W	31-7	Seattle	53,174
Sept. 27	W	20-17 (OT)	at Philadelphia	60,131
Oct. 3	L	7-33	at Chicago	52,105
Oct. 10	L	30-33	Kansas City	53,060
Oct. 17	W	20-7	Detroit	45,908
Oct. 25	W	20-10	St. Louis	48,325
Oct. 31	L	7-20	Dallas	55,004
Nov. 7	W	24-21	at San Francisco	56,134
Nov. 14	L	9-12	at New York Giants	72,975
Nov. 21	W	16-10	at St. Louis	49,833
Nov. 28	W	24-0	Philadelphia	54,292
Dec. 5	W	37-16	at New York Jets	46,638
Dec. 12	W	27-14	at Dallas	59,916
Dec. 18	L	20-35	Playoffs at Minnesota	47,221

TOTAL FIRST DOWNS		Redskins	Opponents
Rushing		255	215
Passing		114	109
Penalty		122	91
TOTAL NET YARDS		4,096	4,122
Avg. Per Game		292.6	294.4
Total Plays		956	953
Avg. Per Play		4.3	4.3
NET YARDS RUSHING		2,111	2,205
Avg. Per Game		150.8	157.5
Total Rushes		548	555
NET YARDS PASSING		1,985	1,917
Avg. Per Game		141.8	136.9
Sacked/Yards Lost		38/303	44/324
Gross Yards		2,288	2,241
Attempts/Completions		370/187	355/146
Completion Pct.		50.5	41.1
Had Intercepted		20	26
PUNT/AVERAGE		90/38.9	93/38.9
NET PUNTING AVG.		90/32.9	93/30.0
PENALTIES/YARDS		90/868	95/818
FUMBLES/LOST		36/23	38/22
TOUCHDOWNS		32	23
Rushing		10	12
Passing		20	11
Returns		2	0

SCORE BY PERIODS	Q1	Q2	Q3	Q4	OT	PTS
REDSKINS	46	74	73	95	3	291
Opponents	39	68	40	70	0	217

SCORING	TD	Ru	Pa	Rt	PAT	FG	S	TP
Moseley	0	0	0	0	31/32	22/34	0	97
Thomas	9	5	4	0	0/0	0/0	0	54
Fugett	6	0	6	0	0/0	0/0	0	36
Grant	5	0	5	0	0/0	0/0	0	30
Riggins	4	3	1	0	0/0	0/0	0	24
REDSKINS	32	10	20	2	31/32	22/34	1	291
Opponents	23	12	11	0	22/23	19/30	0	217

RUSHING	No.	Yards	Avg.	Lg	TD
Thomas	254	1,101	4.3	28	5
Riggins	162	572	3.5	15	3
Hill	79	301	3.8	15	1
REDSKINS	548	2,111	3.9	28	10
Opponents	555	2,205	4.0	80t	12

RECEIVING	No.	Yards	Avg.	Lg	TD
Grant	50	818	16.4	53t	5
Thomas	28	290	10.4	34	4
Jefferson	27	364	13.5	27	2
REDSKINS	187	2,288	12.3	53t	20
Opponents	146	2,241	15.3	85t	11

INTERCEPTIONS	No.	Yards	Avg.	Lg	TD
Lavender	8	77	9.6	28	0
Fischer	5	38	7.6	32	0
Houston	4	25	6.3	12	0
REDSKINS	26	190	7.3	32	0
Opponents	20	149	7.5	31	0

PUNTING	No.	Yards	Avg.	Net	TB	In	Lg	Blk
Bragg	90	3,503	38.9	32.9	11	15	56	0
Opponents	93	3,621	38.9	30.0	7	18	61	0

PUNT RETURNS	Ret	FC	Yards	Avg.	Lg	TD
E. Brown	48	8	646	13.5	71t	1
REDSKINS	52	9	688	13.2	71t	1
Opponents	44	12	323	7.3	29	0

KICKOFF RETURNS	No.	Yards	Avg.	Lg	TD
E. Brown	30	738	24.6	67	0
REDSKINS	50	1,066	21.3	67	0
Opponents	63	1,018	16.2	48	0

FIELD GOALS	1-19	20-29	30-39	40-49	50+
Moseley	1/1	7/8	8/11	6/13	0/1
Opponents	0/0	4/5	9/13	4/9	2/3

NOTABLE Record (Finish): 10-4 (2nd NFC East)

National Honors: PR Eddie Brown: AP All-Pro Second Team, Pro Bowl; LB Chris Hanburger: NEA All-Pro Team, All-NFL Team, UPI All-NFC Team, Pro Bowl; SS Ken Houston: PFWA All-Pro Team, NEA All-Pro Team, All-NFL Team, UPI All-NFC Team, Pro Bowl; RB Mike Thomas: Pro Bowl

Starters: Offense: WR Frank Grant (14), LT Tim Stokes (14), LG Ron Saul (11), C Len Hauss (14), RG Terry Hermeling (12), RT George Starke (14), TE Jean Fugett (12), WR Roy Jefferson (14), QB Billy Kilmer (9), RB John Riggins (14), RB Mike Thomas (12), QB Joe Theismann (5), LG/RG Dan Nugent (3/2), TE Jerry Smith (2)

Defense: LE Ron McDole (14), LT/RE Bill Brundige (4/2), RT Diron Talbert (14), RE Dennis Johnson (12), LLB Brad Dusek (14), MLB Harold McClinton (14), RLB Chris Hanburger (14), LCB Pat Fischer (14), RCB Joe Lavender (14), LS Ken Houston (14), RS Jake Scott (12), RT Dave Butz (10), RS Brig Owens (2)

PASSING	Att	Comp	Yards	Cmp%	Yards/Att	TD	TO%	Int	Int%	Long	Sack/Lost	Rating
Kilmer	206	108	1,252	52.4	6.1	12	5.8	10	4.9	53	15/125	70.0
Theismann	183	79	1,036	48.5	6.4	8	4.9	10	6.1	44	22/172	59.9
REDSKINS	370	187	2,288	50.5	6.2	20	5.4	20	5.4	53	38/303	65.4
Opponents	355	146	2,241	41.1	6.3	11	3.1	26	7.3	85	44/324	42.5

YEARLY STATS

1977 (9-5) // COACH GEORGE ALLEN

Sept. 18	L	17-20	at New York Giants	76,086
Sept. 25	W	10-6	Atlanta	55,031
Oct. 2	W	24-14	St. Louis	55,031
Oct. 9	W	10-0	at Tampa Bay	58,571
Oct. 16	L	16-34	at Dallas	62,115
Oct. 23	L	6-17	New York Giants	53,903
Oct. 30	W	23-17	Philadelphia	55,031
Nov. 7	L	3-10	at Baltimore	57,740
Nov. 13	W	17-14	at Philadelphia	60,702
Nov. 21	W	10-9	Green Bay	51,498
Nov. 27	L	7-14	Dallas	55,031
Dec. 4	W	10-0	at Buffalo	22,975
Dec. 10	W	26-20	at St. Louis	36,067
Dec. 17	W	17-14	Los Angeles Rams	54,208

	Redskins	Opponents
TOTAL FIRST DOWNS	227	234
Rushing	79	112
Passing	124	102
Penalty	24	20
POSSESSION AVG.	29:52	30:08
TOTAL NET YARDS	3,615	4,110
Avg. Per Game	258.2	293.6
Total Plays	937	961
Avg. Per Play	3.9	4.3
NET YARDS RUSHING	1,752	2,039
Avg. Per Game	125.6	145.6
Total Rushes	502	537
NET YARDS PASSING	1,863	2,071
Avg. Per Game	133.1	147.9
Sacked/Yards Lost	52/421	45/359
Gross Yards	2,284	2,430
Attempts/Completions	383/183	380/167
Completion Pct.	47.8	43.9
Had Intercepted	16	21
PUNT/AVERAGE	91/38.5	94/37.0
NET PUNTING AVG.	91/35.3	94/31.1
PENALTIES/YARDS	94/802	100/857
FUMBLES/LOST	26/14	27/12
TOUCHDOWNS	19	21
Rushing	4	8
Passing	15	12
Returns	0	1

SCORE BY PERIODS	Q1	Q2	Q3	Q4	OT	PTS
Redskins	64	42	33	57	0	196
Opponents	17	37	32	103	0	189

SCORING	TD	Ru	Pa	Rt	PAT	FG	S	TP
Moseley	0	0	0	0	19/19	21/37	0	82
Thomas	5	3	2	0	0/0	0/0	0	30
Fugett	5	0	5	0	0/0	0/0	0	30
Grant	3	0	3	0	0/0	0/0	0	18
Riggins	2	0	0	0	0/0	0/0	0	12
Redskins	19	4	15	0	19/19	21/37	0	196
Opponents	21	8	12	1	21/21	14/29	0	189

RUSHING	No.	Yards	Avg.	Lg	TD
Thomas	228	806	3.5	31	3
Harmon	94	310	3.3	21	0
Hill	69	257	3.7	34	0
Redskins	502	1,752	3.5	34	4
Opponents	537	2,039	3.8	44	8

RECEIVING	No.	Yards	Avg.	Lg	TD
Fugett	36	631	17.5	52	5
Grant	34	480	14.1	59	3
Thomas	28	245	8.8	25	2
Redskins	183	2,284	12.5	59	15
Opponents	167	2,430	14.6	82	12

INTERCEPTIONS	No.	Yards	Avg.	Lg	TD
Houston	5	69	13.8	31	0
Lavender	4	36	9.0	31	0
Williams	4	25	6.3	25	0
Redskins	21	188	9.0	31	0
Opponents	16	296	18.5	45	1

PUNTING	No.	Yards	Avg.	Net	TB	In	Lg	Blk
Bragg	91	3,502	38.5	35.3	3	29	56	0
Opponents	94	3,476	37.0	31.1	5	12	75	0

PUNT RETURNS	Ret	FC	Yards	Avg.	Lg	TD
Brown	57	8	452	7.9	43	0
Opponents	50	7	228	4.6	50	0

KICKOFF RETURNS	No.	Yards	Avg.	Lg	TD
Brown	34	852	25.1	46	0
Redskins	47	1,087	23.1	46	0
Opponents	54	1,033	19.1	46	0

FIELD GOALS	1-19	20-29	30-39	40-49	50+
Moseley	1/1	3/3	4/5	9/22	4/6
Opponents	0/0	6/7	2/8	5/11	1/3

NOTABLE RECORD (Finish): 9-5 (2nd NFC East)

National Honors: TE Jean Fugett: UPI All-NFC Team, Pro Bowl; SS Ken Houston: NEA First Team All-Pro, All-NFL Team, UPI All-NFC Team, Pro Bowl; PR Eddie Brown: Pro Bowl

Starters: Offense: WR Charley Taylor (7), LT Tim Stokes (14), LG Ron Saul (14), C Len Hauss (14), RG Terry Hermeling (12), RT George Starke (14), TE Jean Fugett (14), WR Frank Grant (14), QB Billy Kilmer (8), RB Mike Thomas (13), RB John Riggins (5), WR Danny Buggs (7), RG Dan Nugent (2), QB Joe Theismann (6), RB Calvin Hill (1), RB Clarence Harmon (9)

Defense: LE Ron McDole (14), LT Dave Butz (8), RT Diron Talbert (14), RE Dennis Johnson (11), LLB Brad Dusek (14), MLB Harold McLinton (14), RLB Mike Curtis (10), LCB Gerard Williams (11), RCB Joe Lavender (14), SS Ken Houston (14), FS Jake Scott (14), LT Bill Brundige (6), RE Karl Lorch (3), RLB Chris Hanburger (4), LCB Pat Fischer (3)

PASSING	Att	Comp	Yards	Cmp%	Yards/Att	TD	TD%	Int	Int%	Long	Sack/Lost	Rating
Kilmer	201	99	1,167	49.3	5.9	8	4.0	7	3.5	59	22/189	66.5
Theismann	182	84	1,097	46.2	6.0	7	3.9	9	4.9	52	30/241	57.9
Redskins	383	183	2,284	47.8	5.9	15	3.9	16	4.2	59	52/421	62.3
Opponents	380	167	2,430	43.9	6.4	12	3.2	21	5.5	82	45/359	52.9

YEARLY STATS

1978 [8-8] // COACH JACK PARDEE

Sept. 3	W	16-14	at New England	55,037
Sept. 10	W	35-30	Philadelphia	54,380
Sept. 17	W	28-10	at St. Louis	49,282
Sept. 24	W	23-3	New York Jets	54,729
Oct. 2	W	9-5	Dallas	55,031
Oct. 8	W	21-19	at Detroit	60,555
Oct. 15	L	10-17	at Philadelphia	65,722
Oct. 22	L	6-17	at New York Giants	76,192
Oct. 29	W	38-20	San Francisco	53,706
Nov. 6	L	17-21	at Baltimore	57,631
Nov. 12	W	16-13 (OT)	New York Giants	53,271
Nov. 19	L	17-27	St. Louis	52,460
Nov. 23	L	10-37	at Dallas	64,905
Dec. 3	L	0-16	Miami	52,860
Dec. 10	L	17-20	at Atlanta	54,178
Dec. 16	L	10-14	Chicago	49,774

TOTAL FIRST DOWNS	Redskins	Opponents
Rushing	261	283
Passing	99	131
Penalty	134	133
TOTAL NET YARDS	4,648	4,914
Avg. Per Game	290.5	307.1
Total Plays	1,025	1,069
Avg. Per Play	4.5	4.6
NET YARDS RUSHING	2,083	2,536
Avg. Per Game	130.2	158.5
Total Rushes	536	625
NET YARDS PASSING	2,565	2,378
Avg. Per Game	160.3	148.6
Sacked/Yards Lost	46/413	35/323
Gross Yards	2,978	2,701
Attempts/Completions	443/212	409/197
Completion Pct.	47.9	48.2
Had Intercepted	21	22
PUNT/AVERAGE	103/39.4	104/37.3
NET PUNTING AVG.	33.9	30.8
PENALTIES/YARDS	117/999	85/796
FUMBLE/LOST	31/16	20/10
TOUCHDOWNS	31	30
Rushing	10	15
Passing	17	11
Returns	4	4

SCORE BY PERIODS	Q1	Q2	Q3	Q4	OT	PTS
REDSKINS	23	107	71	69	3	273
Opponents	81	61	66	75	0	283

SCORING	TD	Ru	Pa	Rt	PAT	FG	S	TP
Moseley	0	0	0	0	30/31	19/30	0	87
Fugett	7	0	7	0	0/0	0/0	0	42
Riggins	5	5	0	0	0/0	0/0	0	30
Thomas	5	3	2	0	0/0	0/0	0	30
McDaniel	4	0	4	0	0/0	0/0	0	24
REDSKINS	31	10	17	4	30/31	19/30	0	273
Opponents	30	15	11	4	29/30	24/34	1	283

RUSHING	No.	Yards	Avg.	Lg	TD
Riggins	248	1,014	4.1	31	5
Thomas	160	534	3.3	26	3
Theismann	37	177	4.8	20	1
REDSKINS	536	2,083	3.9	47	10
Opponents	625	2,536	4.1	59	15

PASSING	Att	Comp	Yards	Cmp%	Yards/Att	TD	TD%	Int	Int%	Long	Sack/Lost	Rating
Theismann	395	187	2,593	47.3	6.5	13	3.3	18	4.6	63	42/391	60.7
Kilmer	46	23	316	50.0	6.8	4	8.7	3	6.5	50	4/22	74.3
REDSKINS	439	212	2,978	48.0	6.8	17	3.9	21	4.8	63	46/413	63/8
Opponents	409	197	2,701	48.2	6.6	10	2.4	22	5.4	76	35/323	55.3

RECEIVING	No.	Yards	Avg.	Lg	TD
Buggs	36	575	16.0	63	2
Thomas	35	387	11.1	35	2
McDaniel	34	577	17.0	52	4
REDSKINS	212	2,978	14.0	63	17
Opponents	197	2,701	13.7	78	10

INTERCEPTIONS	No.	Yards	Avg.	Lg	TD
Scott	7	72	10.3	39	0
Williams	4	51	12.8	20	0
Parrish	4	21	5.3	23	0
REDSKINS	22	187	8.5	39	0
Opponents	21	480	22.9	59	1

PUNTING	No.	Yards	Avg.	Net	TB	In	Lg	Blk
Bragg	103	4,056	39.4	33.9	10	23	56	1
Opponents	104	3,882	37.3	30.8	6	20	59	1

PUNT RETURNS	Ret	FC	Yards	Avg.	Lg	TD
Green	42	13	443	10.5	80	1
REDSKINS	54	17	527	9.8	80	1
Opponents	49	24	328	6.7	73	2

KICKOFF RETURNS	No.	Yards	Avg.	Lg	TD
Green	34	870	25.6	99	1
REDSKINS	58	1,352	23.3	99	1
Opponents	55	965	17.5	44	0

FIELD GOALS	1-19	20-29	30-39	40-49	50+
Moseley	0/0	4/4	5/7	8/13	2/6
Opponents	2/2	9/9	12/16	1/4	0/3

NOTABLE RECORD (Finish): 8-8 (3rd NFC East)

National Honors: PR Tony Green: Pro Bowl; SS Ken Houston: Pro Bowl

Starters: Offense: WR Frank Grant (6), LT Terry Hermeling (16), LG Ron Saul (15), C Bob Kuziel (16), RG Dan Nugent (16), RT George Starke (9), TE Reggie Haynes (4), WR Danny Buggs (11), QB Joe Theismann (14), HB Mike Thomas (13), FB John Riggins (15), WR John McDaniel (11), LG/RT Jim Harlan (1/1), RT Jeff Williams (6), Jean Fugett (12), QB Billy Kilmer (2), WR Ricky Thompson (4), RB Clarence Harmon (3), HB Benny Malone (1)

Defense: LE/RE Ron McDole (9/1), LT Dave Butz (16), RT Diron Talbert (12), RE Coy Bacon (14), LLB Brad Dusek (16), MLB Harold McLinton (15), RLB Chris Hanburger (16), LCB Lemar Parrish (11), RCB Joe Lavender (16), SS Ken Houston (16), FS Jake Scott (16), RT Perry Brooks (1), RT Perry Brooks (3), LE/RE Karl Lorch (7/1), MLB Mike Curtis (2), LCB Gerard Williams (5)

YEARLY STATS

1979 (10-6) // COACH JACK PARDEE

Sept. 2	L	27-29	Houston	54,282
Sept. 9	W	27-24	at Detroit	54,991
Sept. 17	W	27-0	New York Giants	54,672
Sept. 23	W	17-7	at St. Louis	50,680
Sept. 30	W	16-7	at Atlanta	56,810
Oct. 7	L	17-28	at Philadelphia	69,142
Oct. 14	W	13-9	at Cleveland	63,323
Oct. 21	W	17-7	Philadelphia	54,442
Oct. 28	L	10-14	New Orleans	52,133
Nov. 4	L	7-38	at Pittsburgh	49,482
Nov. 11	W	30-28	St. Louis	50,868
Nov. 18	W	34-20	Dallas	55,031
Nov. 25	L	6-14	at New York Giants	72,641
Dec. 2	W	38-21	Green Bay	51,682
Dec. 9	W	28-14	Cincinnati	52,882
Dec. 16	L	34-35	at Dallas	62,867

	Redskins	Opponents
TOTAL FIRST DOWNS		
Rushing	126	126
Passing	144	165
Penalty	28	29
TOTAL NET YARDS	4,904	5,146
Avg. Per Game	306.5	321.6
Total Plays	1,044	1,058
Avg. Per Play	4.7	4.9
NET YARDS RUSHING	2,328	2,154
Avg. Per Game	145.5	134.6
Total Rushes	609	541
NET YARDS PASSING	2,576	2,992
Avg. Per Game	161.0	187.0
Sacked/Yards Lost	34/263	47/347
Gross Yards	2,839	3,339
Attempts/Completions	401/235	470/234
Completion Pct.	58.6	49.8
Had Intercepted	15	26
PUNT/AVERAGE	78/38.4	70/40.7
NET PUNTING AVG.	78/34.1	70/34.2
PENALTIES/YARDS	86/749	77/619
FUMBLES/LOST	21/10	34/21
TOUCHDOWNS	39	39
Rushing	17	21
Passing	20	18
Returns	2	0

SCORE BY PERIODS	Q1	Q2	Q3	Q4	OT	PTS
REDSKINS	61	130	57	100	0	348
Opponents	65	75	48	107	0	295

SCORING	TD	Ru	Pa	Rt	PAT	FG	S	TP
Moseley	0	0	0	0	39/39	25/33	0	114
Riggins	12	9	3	0	0/0	0/0	0	72
Harmon	5	0	5	0	0/0	0/0	0	30
REDSKINS	39	17	20	2	39/39	25/33	0	348
Opponents	39	21	18	0	37/39	8/17	0	295

RUSHING	No.	Yards	Avg.	Lg	TD
Riggins	260	1,153	4.4	66	9
Malone	176	472	2.7	14	3
Harmon	65	267	4.1	18	0
REDSKINS	609	2,328	3.8	66	17
Opponents	543	2,150	4.0	33	21

RECEIVING	No.	Yards	Avg.	Lg	TD
Buggs	46	631	13.7	45	1
Harmon	32	434	13.6	40	5
Riggins	28	163	5.8	23	3
REDSKINS	235	2,839	12.1	62	20
Opponents	234	3,339	14.3	65	18

INTERCEPTIONS	No.	Yards	Avg.	Lg	TD
Parrish	9	65	7.2	23	0
Lavender	6	77	12.8	27	0
Murphy	3	29	9.7	16	0
REDSKINS	26	250	9.6	31	1
Opponents	15	82	5.5	28	0

PUNTING	No.	Yards	Avg.	Net	TB	In	Lg	Blk
Bragg	78	2,998	38.4	34.1	10	12	74	0
Opponents	70	2,848	40.7	34.2	9	12	62	0

PUNT RETURNS	Ret	FC	Yards	Avg.	Lg	TD
Hardeman	24	6	207	8.6	52	0
REDSKINS	33	13	271	8.2	52	0
Opponents	29	19	135	4.7	16	0

KICKOFF RETURNS	No.	Yards	Avg.	Lg	TD
Hardeman	19	404	21.3	33	0
REDSKINS	55	1,145	20.8	38	0
Opponents	76	1,280	16.8	41	0

FIELD GOALS	1-19	20-29	30-39	40-49	50+
Moseley	2/2	5/5	8/9	9/14	1/3
Opponents	0/0	3/3	3/7	2/7	0/0

DEFENSE	T	S	A	FR
Murphy	152	78	74	2
Olkewicz	140	84	56	0
Dusek	116	75	41	3

NOTABLE
Record (Finish): 10-6 (3rd NFC East)

National Honors: CB Lemar Parrish: PFWA All-Pro Team, NEA All-Pro Team, AP All-Pro Team, All-NFL Team, UPI All-NFC Team, Pro Bowl; Ken Houston: UPI All-NFC Team, Pro Bowl; Mark Moseley: UPI All-NFC Team, Pro Bowl

Starters: Offense: WR Danny Buggs (14), LT Terry Hermeling (16), LG Ron Saul (15), C Bob Kuziel (16), RG Jeff Williams (16), RT George Starke (16), TE Jean Fugett (6), WR Ricky Thompson (15), QB Joe Theismann (16), FB Clarence Harmon (1), FB John Riggins (15), HB Benny Malone (16), LG Fred Dean (1), TE Don Warren (10), WR John McDaniel (2), WR Chris DeFrance (1)

Defense: LE Joe Jones (3), LT Dave Butz (14), RT Diron Talbert (16), LE/RE Karl Lorch (13/2), LLB Brad Dusek (16), MLB Don Hover (7), RLB Rich Milot (7), LCB Lemar Parrish (16), RCB Joe Lavender (14), SS Ken Houston (13), FS Mark Murphy (16), RE Coy Bacon (14), LT Paul Smith (2), MLB Neal Olkewicz (9), RLB Pete Wysocki (9), RCB/SS Tony Peters (2/3)

PASSING	Att	Comp	Yards	Cmp%	Yards/Att	TD	TD%	Int	Int%	Long	Sack/Lost	Rating
Theismann	395	233	2,797	59.0	7.1	20	5.1	13	3.3	62	34/263	84.0
REDSKINS	401	235	2,839	58.6	7.1	20	5.0	15	3.7	62	34/263	81.7
Opponents	470	234	3,339	49.8	7.1	18	3.8	26	5.5	65	47/349	62.9

YEARLY STATS

1980 (6-10) // COACH JACK PARDEE

Sept. 8	L	3-17	Dallas	55,045
Sept. 14	W	23-21	at New York Giants	73,343
Sept. 21	L	21-24	at Oakland	45,163
Sept. 28	L	0-14	Seattle	53,263
Oct. 5	L	14-24	at Philadelphia	69,044
Oct. 13	L	17-20	at Denver	74,657
Oct. 19	W	23-0	St. Louis	51,060
Oct. 26	W	22-14	New Orleans	51,375
Nov. 2	L	14-39	Minnesota	52,060
Nov. 9	L	21-35	at Chicago	57,159
Nov. 15	L	0-24	Philadelphia	51,897
Nov. 23	L	10-14	at Dallas	58,809
Nov. 30	L	6-10	at Atlanta	55,665
Dec. 7	W	40-17	San Diego	48,556
Dec. 13	W	16-13	New York Giants	44,443
Dec. 21	W	31-7	at St. Louis	35,942

		Redskins	Opponents
TOTAL FIRST DOWNS		279	298
Rushing		108	144
Passing		149	127
Penalty		22	27

TOTAL NET YARDS	4,854	4,695
Avg. Per Game	303.4	293.4
Total Plays	1,039	1,020
Avg. Per Play	4.7	4.6

NET YARDS RUSHING	2,016	2,524
Avg. Per Game	126.0	157.8
Total Rushes	517	585

NET YARDS PASSING	2,838	2,171
Avg. Per Game	177.4	135.7
Sacked/Yards Lost	36/333	43/333
Gross Yards	3,171	2,504
Attempts/Completions	486/284	392/187
Completion Pct.	58.4	47.7
Had Intercepted	18	33

PUNT/AVERAGE	85/39.2	84/40.7
NET PUNTING AVG.	85/33.4	84/33.3
PENALTIES/YARDS	114/1,008	87/666
FUMBLES/LOST	35/18	25/12

TOUCHDOWNS	30	36
Rushing	12	16
Passing	17	17
Returns	1	3

SCORE BY PERIODS	Q1	Q2	Q3	Q4	OT	PTS
REDSKINS	43	80	61	77	0	261
Opponents	80	101	34	78	0	293

SCORING	TD	Ru	Pa	Rt	PAT	FG	S	TP
Moseley	0	0	0	0	27/30	18/33	0	81
Harmon	8	4	4	0	0/0	0/0	0	48
Thompson	5	0	5	0	0/0	0/0	0	30
REDSKINS	30	12	17	1	27/30	18/33	0	261
Opponents	36	16	17	3	36/36	13/16	0	293

RUSHING	No.	Yards	Avg.	Lg	TD
Jackson	176	708	4.0	55	3
Harmon	128	484	3.8	23	4
Hammond	45	265	5.9	36	0
REDSKINS	517	2,016	3.9	55	12
Opponents	585	2,524	4.3	50	16

RECEIVING	No.	Yards	Avg.	Lg	TD
Monk	58	797	13.7	54	3
Harmon	54	534	9.9	45	4
Warren	31	323	10.4	35	0
REDSKINS	284	3,171	11.2	54	17
Opponents	187	2,504	13.4	54	17

INTERCEPTIONS	No.	Yards	Avg.	Lg	TD
Parrish	7	13	1.9	9	0
Lavender	6	96	16.0	51	1
Murphy	6	58	9.7	28	0
REDSKINS	33	319	9.7	51	1
Opponents	18	219	12.2	52	1

PUNTING	No.	Yards	Avg.	Net	TB	In	Lg	Blk
Connell	85	3,331	39.2	33.4	7	12	57	0
Opponents	84	3,422	40.7	33.3	13	14	57	0

PUNT RETURNS	Ret	FC	Yards	Avg.	Lg	TD
Nelms	48	5	487	10.1	64	0
REDSKINS	48	5	487	10.1	64	0
Opponents	52	14	351	6.8	52	0

KICKOFF RETURNS	No.	Yards	Avg.	Lg	TD
Nelms	38	810	21.3	51	0
REDSKINS	57	1,204	21.1	53	0
Opponents	60	1,112	18.5	70	1

FIELD GOALS	1-19	20-29	30-39	40-49	50+
Moseley	0/0	3/4	5/6	7/12	3/11
Opponents	1/1	5/5	5/5	0/3	1/2

DEFENSE	T	S	A	FR
Murphy	186	93	93	1
Coleman	118	81	37	2
Peters	107	70	37	0

NOTABLE Record (Finish): 6-10 (3rd NFC East)

National Honors: PR Mike Nelms: Pro Bowl; CB Lemar Parrish: PFWA All-Pro Team, NEA All-Pro Team, All-NFL Team, All-NFC Team, Pro Bowl; WR Art Monk: All-Rookie Team

Starters: Offense: WR John McDaniel (6), LT Terry Hermeling (11), LG Ron Saut (15), C Bob Kuziel (12), RG Jeff Williams (15), RT George Starke (13), TE Phil DuBois (1), WR Ricky Thompson (15), QB Joe Theismann (15), RB Buddy Hardeman (1), FB Clarence Harmon (14), WR Art Monk (11), LT/RT/RG Fred Dean (5/2/1), LG Dan Nugent (1), C Dan Peiffer (4), RT Gary Anderson (1), TE Don Warren (12), TE Rick Walker (4), RB Wilbur Jackson (14), QB Mike Kruczek (1), RB Bobby Hammond (1), RB Ricky Claitor (1)

Defense: LE Karl Lorch (16), LT Dave Butz (16), RT Perry Brooks (4), RE Coy Bacon (16), LLB/RLB Monte Coleman (2/8), MLB Rich Milot (5), RLB Pete Wysocki (8), LCB Lemar Parrish (16), RCB Joe Lavender (16), SS Ken Houston (5), FS Mark Murphy (16), RT Diron Talbert (5), RT Paul Smith (7), LLB Brad Dusek (14), MLB Neal Olkewicz (11), SS Tony Peters (11)

PASSING	Att	Comp	Yards	Cmp%	Yards/Att	TD	TD%	Int	Int%	Long	Sack/Lost	Rating
Theismann	454	262	2,962	57.7	6.5	17	3.7	16	3.5	54	31/290	75.1
Kruczek	31	22	209	71.0	6.7	0	0.0	2	6.5	41	5/51	62.2
REDSKINS	486	284	3,171	58.4	6.5	17	3.5	18	3.7	54	36/333	75.1
Opponents	392	187	2,504	47.7	6.4	17	4.3	33	8.4	54	43/333	47.8

YEARLY STATS

1981 (8-8) // COACH JOE GIBBS

Date	Result	Score	Opponent	Points
Sept. 6	L	10-26	Dallas	55,045
Sept. 13	L	7-17	New York Giants	53,343
Sept. 20	L	30-40	at St. Louis Cardinals	47,592
Sept. 27	L	13-36	at Philadelphia	70,664
Oct. 4	L	17-30	San Francisco	51,843
Oct. 11	W	24-7	at Chicago	57,683
Oct. 18	L	10-13	at Miami	47,367
Oct. 25	W	24-22	New England	50,394
Nov. 1	W	42-21	St. Louis	50,643
Nov. 8	W	33-31	Detroit	52,090
Nov. 15	W	30-27 (OT)	at New York Giants	63,133
Nov. 22	L	10-24	at Dallas	64,583
Nov. 29	L	14-21	at Buffalo	59,624
Dec. 6	W	15-13	Philadelphia	52,206
Dec. 13	W	38-14	Baltimore	49,706
Dec. 20	W	30-7	at Los Angeles Rams	52,224

	Redskins	Opponents
TOTAL FIRST DOWNS	310	310
Rushing	136	133
Passing	173	152
Penalty	25	25
POSSESSION AVG.	31:23	28:37
TOTAL NET YARDS	5,623	5,206
Avg. Per Game	351.4	325.4
Total Plays	1,083	1,016
Avg. Per Play	5.2	5.1
NET YARDS RUSHING	2,157	2,161
Avg. Per Game	134.8	135.1
Total Rushes	532	532
NET YARDS PASSING	3,466	3,045
Avg. Per Game	216.6	190.3
Sacked/Yards Lost	30/277	32/265
Gross Yards	3,743	3,310
Attempts/Completions	525/307	452/214
Completion Pct.	58.5	47.3
Had Intercepted	22	24
PUNT/AVERAGE	73/40.0	80/41.6
NET PUNTING AVG.	33.4	32.8
PENALTIES/YARDS	98/940	107/916
FUMBLES/LOST	32/19	32/15
TOUCHDOWNS	42	43
Rushing	19	17
Passing	19	21
Returns	4	5

	Q1	Q2	Q3	Q4	OT	PTS
SCORE BY PERIODS						
REDSKINS	77	112	64	91	3	347
Opponents	64	110	61	114	0	349

	TD	Ru	Pa	Rt	PAT	FG	S	TP
SCORING								
Moseley	0	0	0	0	38/42	19/30	0	95
Riggins	13	13	0	0	0/0	0/0	0	78
Washington	7	4	3	0	0/0	0/0	0	42
Monk	6	0	6	0	0/0	0/0	0	36
REDSKINS	42	19	19	4	38/42	19/30	0	347
Opponents	43	17	21	5	38/43	17/24	1	349

	No.	Yards	Avg.	Lg	TD
RUSHING					
Washington	210	916	4.4	32	4
Riggins	195	714	3.7	24	13
Jackson	46	183	4	14	0
REDSKINS	532	2,157	4.1	32	19
Opponents	532	2,161	4.1	51	17

	Att	Comp	Yards	Cmp%	Yards/Att	TD	TD%	Int	Int%	Long	Sack/Lost	Rating
PASSING												
Theismann	496	293	3,568	59.1	7.1	19	3.8	20	4.0	79	28/259	77.3
REDSKINS	525	307	3,743	58.5	7.1	19	3.6	22	4.2	79	30/277	75.1
Opponents	452	214	3,310	47.3	7.3	21	4.6	24	5.3	58	32/265	65.3

	No.	Yards	Avg.	Lg	TD
RECEIVING					
Washington	70	558	8	29	3
Monk	56	894	16	79t	6
Metcalfe	48	595	12.4	52	0
REDSKINS	307	3,743	12.2	79t	19
Opponents	214	3,310	15.5	58t	21

	No.	Yards	Avg.	Lg	TD
INTERCEPTIONS					
Murphy	7	68	9.7	29	0
Lavender	4	52	13	30	0
Coleman	3	52	17.3	52t	1
REDSKINS	24	249	10.4	52t	2
Opponents	22	391	17.8	96	1

	No.	Yards	Avg.	Net	TB	In	Lg	Blk
PUNTING								
Connell	73	2,923	40	33.4	5	13	57	0
Opponents	80	3,328	41.6	32.8	10	17	52	0

	Ret	FC	Yards	Avg.	Lg	TD
PUNT RETURNS						
Nelms	45	1	492	10.9	75t	2
REDSKINS	49	4	507	10.3	75t	2
Opponents	50	12	388	7.8	50t	1

	No.	Yards	Avg.	Lg	TD
KICKOFF RETURNS					
Nelms	37	1,099	29.7	84	0
REDSKINS	67	1,673	25	84	0
Opponents	69	1,275	18.5	43	0

	1-19	20-29	30-39	40-49	50+
FIELD GOALS					
Moseley	1/1	7/8	6/8	5/12	0/1
Opponents	1/1	9/10	2/5	4/5	1/3

	T	S	A	FR
DEFENSE				
Murphy	197	127	70	3
Olkewicz	188	127	61	0
Coleman	115	77	38	1

NOTABLE
Record (Finish): 8-8 (4th NFC East)

National Honors: KR Mike Nelms: PFWA All-Pro Team, All-NFL Team, Pro Bowler; T Joe Jacoby: PFWA All-Rookie Team

Starters: Offense: WR Ricky Thompson (5), LT Mark May (8), LG Russ Grimm (13), C Jeff Bostic (16), RG Melvin Jones (10), RT George Starke (13), TE Don Warren (16), WR Art Monk (16), QB Joe Theismann (16), RB Joe Washington (13), RB John Riggins (4), TE Richard Caster (1), HB Terry Metcalfe (2), FB Wilbur Jackson (2), TE Rick Walker (14), LG/RT/LT Joe Jacoby (2/3/8), LG/RG Ron Saul (1/6), WR Virgil Seay (7)

Defense: LE Karl Lorch (10), LT Dave Butz (16), RT Perry Brooks (12), RE Coy Bacon (3), LLB/RLB Monte Coleman (6/5), MLB Neal Olkewicz (14), RLB/LLB Rich Milot (4/2), LCB Jeris White (8), RCB Joe Lavender (16), SS Tony Peters (16), FS Mark Murphy (16), LCB Lemar Parrish (8), LE/RE/RT Mat Mendenhall (6/4/1), RT Wilbur Young (3), RE Dexter Manley (9), LLB/RLB Brad Dusek (7/2), MLB Pete Cronan (2) RLB/LLB Mel Kaufman (5/1)

YEARLY STATS

1982 (8-1) // COACH JOE GIBBS

Sept. 12	W	37-34	at Philadelphia	68,885
Sept. 19	W	21-13	at Buccaneers	66,187
Nov. 21	W	27-17	at New York Giants	70,766
Nov. 28	W	13-9	Philadelphia	48,313
Dec. 5	L	10-24	Dallas	54,633
Dec. 12	W	12-7	at St. Louis	55,308
Dec. 19	W	15-14	New York Giants	50,030
Dec. 26	W	27-10	at New Orleans	48,867
Jan. 2	W	28-0	St. Louis	52,554
Playoffs				
Jan. 9	W	31-7	Detroit	55,045
Jan. 15	W	21-7	Minnesota	54,592
Jan. 22	W	31-17	Dallas	55,045
Super Bowl XVII - Pasadena, Calif.				
Jan. 30	W	27-17	Miami	103,667

DNP (Home): Cleveland, Pittsburgh, San Francisco, Minnesota
 DNP (Away): Dallas, Houston, Cincinnati

	Redskins	Opponents
TOTAL FIRST DOWNS	165	151
Rushing	66	47
Passing	67	93
Penalty	12	11
POSSESSION AVG.	32:19	27:41
TOTAL NET YARDS	2,985	2,560
Avg. Per Game	331.7	284.4
Total Plays	598	554
Avg. Per Play	5.0	4.6
NET YARDS RUSHING	1,140	946
Avg. Per Game	126.7	105.1
Total Rushes	315	247
NET YARDS PASSING	1,845	1,714
Avg. Per Game	205.0	190.4
Sacked/Yards Lost	30/223	32/256
Gross Yards	2,068	1,970
Attempts/Completions	253/162	275/146
Completion Pct.	64.0	53.1
Had Intercepted	9	11
PUNT/AVERAGE	52/37.3	56/40.1
NET PUNTING AVG.	33.3	33.2
PENALTIES/YARDS	46/404	52/572
FUMBLES/LOST	15/7	23/13
TOUCHDOWNS	19	16
Rushing	5	8
Passing	13	8
Returns	1	0

SCORE BY PERIODS	Q1	Q2	Q3	Q4	OT	PTS
REDSKINS	36	67	22	62	3	190
Opponents	17	33	43	35	0	128

SCORING	TD	Ru	Pa	Rt	PAT	FG	S	TP
Moseley	0	0	0	0	16/19	20/21	0	76
Brown	8	0	8	0	0/0	0/0	0	48
Riggins	3	3	0	0	0/0	0/0	0	18
REDSKINS	19	5	13	1	16/19	20/21	0	190
Opponents	16	8	8	0	14/16	6/9	0	128

RUSHING	No.	Yards	Avg.	Lg	TD
Riggins	177	553	3.1	19	3
Washington	44	190	4.3	40	1
Harmon	38	168	4.4	20	1
REDSKINS	315	1140	3.6	40	5
Opponents	247	946	3.8	64	8

PASSING	Att	Comp	Yards	Cmp%	Yards/Att	TD	TD%	Int	Int%	Long	Sack/Lost	Rating
Theismann	252	161	2,033	63.9	8.1	13	5.2	9	3.6	76	30/223	91.3
REDSKINS	253	162	2,068	64.0	8.2	13	5.1	9	3.6	76	30/223	91.5
Opponents	275	146	1,970	53.1	7.2	8	2.9	11	4.0	62	32/256	69.3

RECEIVING	No.	Yards	Avg.	Lg	TD
Monk	35	447	12.8	43	1
Brown	32	690	21.6	76t	8
Warren	27	310	11.5	29	0
REDSKINS	162	2,068	12.8	76t	13
Opponents	146	1,970	13.5	62	8

INTERCEPTIONS	No.	Yards	Avg.	Lg	TD
Dean	3	62	20.7	26	0
White	3	4	1.3	4	0
Murphy	2	0	0	0	0
REDSKINS	11	65	7.7	26	0
Opponent	9	68	7.6	15	0

PUNTING	No.	Yards	Avg.	Net	TB	In	Lg	Blk
Hayes	51	1,937	38	33.3	5	10	58	1
REDSKINS	52	1,937	37.3	33.3	5	10	58	1
Opponents	56	2,247	40.1	33.2	3	5	58	1

PUNT RETURNS	Ret	FC	Yards	Avg.	Lg	TD
Nelms	32	0	252	7.9	28	0
REDSKINS	38	2	295	7.8	28	0
Opponents	30	2	106	3.5	11	0

KICKOFF RETURNS	No.	Yards	Avg.	Lg	TD
Nelms	23	557	24.2	58	0
REDSKINS	30	649	21.6	58	0
Opponents	41	728	17.8	33	0

FIELD GOALS	1-19	20-29	30-39	40-49	50+
Moseley	1/1	6/6	8/8	5/6	0/0
Opponents	0/0	1/2	2/2	3/4	0/1

DEFENSE	T	S	A	FR
Murphy	100	55	45	0
Dikewicz	88	55	33	3
Milot	73	41	32	0

SACKS: Dexter Manley 6.5, Tony McGee 6.5, Dave Butz 4.5, Rich Milot 3.0, Neal Dikewicz 3.0, Darryl Grant 2.5, Mel Kaufman 1.5, Perry Brooks 1.0, Todd Lieberstein 1.0, Mat Mendenhall 1.0, Mark Murphy 1.0, Larry Kubin 0.5

NOTABLE Record (Finish): 8-1 (Super Bowl XVII Champion)

National Honors: Coach Joe Gibbs: NFL Coach of the Year; WR Charlie Brown: Pro Bowl, All-Rookie Team; CB Vernon Dean: All-Rookie team; K Mark Moseley: Pro Bowl, PFWA All-Pro Team, NEA All-Pro Team, AP All-Pro Team, All-NFL Team; KR Mike Nelms: Pro Bowl, PFWA All-Pro Team, All-NFL Team, UPI All-NFC Team; SS Tony Peters: Pro Bowl, UPI All-NFC Team; QB Joe Theismann: Pro Bowl, UPI All-NFC Team

Starters: Offense: WR Charlie Brown (9), LT Joe Jacoby (9), LG Russ Grimm (9), C Jeff Bostic (9), RG Mark May (9), RT George Starke (9), TE Don Warren (9), WR Art Monk (9), QB Joe Theismann (9), TE Michael Williams (1), FB John Riggins (8), TE Rick Walker (6), RB Joe Washington (1), RB Wilbur Jackson (1), WR Virgil Seay (1)

Defense: LE Mat Mendenhall (9), LT Dave Butz (9), RT Perry Brooks (5), RE Dexter Manley (4), LLB Monte Coleman (2), MLB Neal Dikewicz (9), RLB Rich Milot (9), LCB Jeris White (9), RCB Joe Lavender (1), SS Tony Peters (9), FS Mark Murphy (9), RT Darryl Grant (4), LLB Mel Kaufman (7), RCB Vernon Dean (8)

YEARLY STATS

1983 (14-2) // COACH JOE GIBBS

Date	Result	Score	Opponent	Points
Sept. 5	L	30-31	Dallas	55,045
Sept. 11	W	23-13	at Philadelphia	69,542
Sept. 18	W	27-12	Kansas City	52,610
Sept. 25	W	27-17	at Seattle	60,718
Oct. 2	W	37-35	Los Angeles Raiders	54,016
Oct. 9	W	38-14	at St. Louis	42,698
Oct. 17	L	47-48	at Green Bay	55,255
Oct. 23	W	38-17	Detroit	53,189
Oct. 31	W	27-24	at San Diego	46,120
Nov. 6	W	45-7	St. Louis	51,380
Nov. 13	W	33-17	at New York Giants	71,482
Nov. 20	W	42-20	at Los Angeles Rams	63,081
Nov. 27	W	28-24	Philadelphia	54,329
Dec. 4	W	37-21	Atlanta	52,074
Dec. 11	W	31-10	at Dallas	65,074
Dec. 17	W	31-22	New York Giants	53,874
Playoffs				
Jan. 1	W	51-7	Los Angeles Rams	55,363
Jan. 8	W	24-21	San Francisco	55,363
Jan. 22	L	9-38	Super Bowl XVIII - Tampa, Fla. Los Angeles Raiders	72,920

RECEIVING	No.	Yards	Avg.	Lg	TD
Brown	78	1,225	15.7	75t	8
Monk	47	746	15.9	43t	5
Washington	47	454	9.7	67	6
REDSKINS	278	3,765	13.5	84	29
Opponents	301	4,377	14.5	99t	28

INTERCEPTIONS	No.	Yards	Avg.	Lg	TD
Murphy	9	127	14.1	48	0
Dean	5	54	10.8	26	0
REDSKINS	34	447	13.1	70t	1
Opponents	11	90	8.2	33	0

PUNTING	No.	Yards	Avg.	Net	TB	In	Lg	Bk
Hayes	72	2,796	38.8	32.6	2	29	56	0
Opponents	65	2,744	42.2	36.1	1	5	60	1

PUNT RETURNS	Ret	FC	Yards	Avg.	Lg	TD
Nelms	38	1	289	7.6	35	0
REDSKINS	49	6	377	7.7	42	0
Opponents	41	11	407	9.9	97t	1

	Redskins	Opponents
TOTAL FIRST DOWNS	353	290
Rushing	165	76
Passing	173	196
Penalty	15	18

	Redskins	Opponents
POSSESSION AVG.	33:44	26:16
TOTAL NET YARDS	6,139	5,264
Avg. Per Game	383.7	329.0
Total Plays	1,127	969
Avg. Per Play	5.4	5.4

	Redskins	Opponents
NET YARDS RUSHING	2,625	1,289
Avg. Per Game	164.1	80.6
Total Rushes	627	349

	Redskins	Opponents
NET YARDS PASSING	3,514	3,975
Avg. Per Game	219.6	248.4
Sacked/Yards Lost	35/251	51/402
Gross Yards	3,765	4,377
Attempts/Completions	463/278	570/301
Completion Pct.	60.0	52.8
Had Intercepted	11	34

	Redskins	Opponents
PUNT/AVERAGE	72/38.8	65/42.2
NET PUNTING AVG.	72/32.6	65/36.1
PENALTIES/YARDS	90/775	80/710

	Redskins	Opponents
FUMBLES/LOST	13/7	46/27
TOUCHDOWNS	63	39
Rushing	30	9
Passing	29	28
Returns	4	2

SCORE BY PERIODS	Q1	Q2	Q3	Q4	OT	PTS
REDSKINS	127	153	129	132	0	541
Opponents	42	86	83	131	0	332

SCORING	TD	Ru	Pa	Rt	PAT	FG	S	TP
Moseley	0	0	0	0	62/63	33/47	0	161
Riggins	24	24	0	0	0/0	0/0	0	144
Brown	8	0	8	0	0/0	0/0	0	48
Washington	6	0	6	0	0/0	0/0	0	36
REDSKINS	63	30	29	4	62/63	33/47	1	541
Opponents	39	9	28	2	38/39	20/28	0	332

RUSHING	No.	Yards	Avg.	Lg	TD
Riggins	375	1,347	3.6	44	24
Washington	145	772	5.3	41	0
REDSKINS	629	2,625	4.2	48	30
Opponents	349	1,289	3.7	77	9

KICKOFF RETURNS	No.	Yards	Avg.	Lg	TD
Nelms	35	802	22.0	41	0
REDSKINS	62	1,306	20.7	58	0
Opponents	91	1,772	19.5	57	0

FIELD GOALS	1-19	20-29	30-39	40-49	50+
Moseley	1/1	10/10	14/19	7/14	1/3
Opponents	1/1	8/8	5/7	4/10	2/2

DEFENSE	T	S	A	FF	FR
Olkewicz	144	78	66	2	2
Murphy	132	71	61	2	0
Milot	111	67	44	0	0

SACKS: Dave Butz 11.5, Dexter Manley 11.0, Tony McGee 10.0, Charles Mann 3.0, Perry Brooks 2.5, Darryl Grant 2.5, Monte Coleman 2.0, Neal Olkewicz 2.0, Mel Kaufman 1.5, Todd Lieberstein 1.5, Rich Milot 1.5, Ken Coffey 1.0, Mark Murphy 1.0

NOTABLE Record (Finish): 14-2 (NFC Champions)

National Honors: QB Joe Theismann: AP NFL MVP, Offensive Player-of-the-Year, Pro Bowl Player of the Game, All-NFL Team; RB John Riggins: Maxwell Club Player of the Year, AP All-Pro, All-NFL Team; C Jeff Bostic: UPI All-NFC, Pro Bowl; WR Charlie Brown: Pro Bowl; DT Dave Butz: AP All-Pro, All-NFL, Pro Bowl; G Russ Grimm: AP All-Pro, All-NFL, UPI All-NFC, Pro Bowl; T Joe Jacoby: AP All-Pro, All-NFL, UPI All-NFC, Pro Bowl; FS Mark Murphy: AP All-Pro, All-NFL, UPI All-NFC, Pro Bowl; CB Darrell Green: PFWA All-Rookie; KR Mike Nelms: AP All-Pro, All-NFL; Coach Joe Gibbs: PFWA NFC Coach of the Year, The Sporting News Coach of the Year, Pro Football Weekly Coach of the Year, College and Pro Football Newsweekly Coach of the Year, Football Digest Coach of the Year

Starters: Offense: WR Charlie Brown (13), TE Rick Walker (16), LT Joe Jacoby (16), LG Russ Grimm (16), C Jeff Bostic (16), RG Mark May (15), RT George Starke (16), TE Don Warren (13), WR Alvin Garrett (6), QB Joe Theismann (16), RB John Riggins (15), TE Clint Didier (2), RG Ken Huff (1), WR Art Monk (11), WR Virgil Seay (3), RB Joe Washington (1)

Defense: LE Todd Lieberstein (15), LT Dave Butz (16), RT Darryl Grant (16), RE Dexter Manley (16), LLB Mel Kaufman (16), MLB Neal Olkewicz (16), RLB Rich Milot (16), LCB Darrell Green (16), RCB Vernon Dean (13), SS Curtis Jordan (11), FS Mark Murphy (15), SS Ken Coffey (5), LE Charles Mann (1), RCB Anthony Washington (3), FS Greg Williams (1)

PASSING	Att	Comp	Yards	Cmp%	Yards/Att	TD	TD%	Int	Int%	Long	Sack/Lost	Rating
Theismann	459	276	3,714	60.1	8.1	29	6.3	11	2.4	84	34/242	97.0
REDSKINS	463	278	3,765	60.0	8.1	29	6.3	11	2.4	84	35/251	97.0
Opponents	570	301	4,377	52.8	7.7	28	4.9	34	6.0	99t	51/402	69.4

YEARLY STATS

1984 [11-5] // COACH JOE GIBBS

Date	Result	Score	Opponent	Points
Sept. 2	L	17-35	Miami	53,683
Sept. 10	L	31-37	at San Francisco	59,707
Sept. 16	W	30-14	New York Giants	52,997
Sept. 23	W	26-10	at New England	60,503
Sept. 30	W	20-0	Philadelphia	53,064
Oct. 7	W	35-7	at Indianapolis	60,012
Oct. 14	W	34-14	Dallas	55,431
Oct. 21	L	24-26	at St. Louis	50,262
Oct. 28	L	13-37	at New York Giants	76,192
Nov. 5	W	27-14	Atlanta	51,301
Nov. 11	W	28-14	Detroit	50,212
Nov. 18	L	10-16	at Philadelphia	63,117
Nov. 25	W	41-14	Buffalo	51,513
Nov. 29	W	31-17	at Minnesota	55,017
Dec. 9	W	30-28	at Dallas	64,286
Dec. 16	W	29-27	St. Louis	54,299
Dec. 30	L	19-23	Playoffs Chicago	55,431

	Redskins	Opponents
TOTAL FIRST DOWNS	339	307
Rushing	154	91
Passing	164	194
Penalty	21	22
POSSESSION AVG.	30:36	29:34
TOTAL NET YARDS	5,350	5,361
Avg. Per Game	334.4	335.1
Total Plays	1,121	1,030
Avg. Per Play	4.8	5.2
NET YARDS RUSHING	2,274	1,589
Avg. Per Game	142.1	99.3
Total Rushes	588	390
NET YARDS PASSING	3,076	3,772
Avg. Per Game	192.3	235.8
Sacked/Yards Lost	48/341	66/529
Gross Yards	3,417	4,301
Attempts/Completions	485/286	575/318
Completion Pct.	59.0	55.3
Had Intercepted	13	21
PUNT/AVERAGE	73/38.8	78/39.9
NET PUNTING AVG.	34.9	32.1
PENALTIES/YARDS	80/719	84/803
FUMBLES/LOST	33/15	32/22
TOUCHDOWNS	51	39
Rushing	20	13
Passing	24	25
Returns	7	1

SCORE BY PERIODS	Q1	Q2	Q3	Q4	OT	PTS
REDSKINS	89	144	108	85	0	426
Opponents	73	70	107	60	0	310

SCORING	TD	Ru	Pa	Rt	PAT	FG	S	TP
Moseley	0	0	0	0	48/51	24/31	0	120
Riggins	14	0	0	0	0/0	0/0	0	84
Monk	7	0	7	0	0/0	0/0	0	42
REDSKINS	51	20	24	7	48/51	24/31	0	426
Opponents	39	13	25	1	37/39	13/20	0	310

RUSHING	No.	Yards	Avg.	Lg	TD
Riggins	327	1,239	3.8	24	14
Griffin	97	408	4.2	31	0
REDSKINS	588	2,274	3.9	31	20
Opponents	390	1,589	4.1	39	13

RECEIVING	No.	Yards	Avg.	Lg	TD
Monk	106	1,372	12.9	72	7
Muhammad	42	729	17.4	80t	4
Didier	30	350	11.7	44	5
REDSKINS	286	3,417	11.9	80t	24
Opponents	318	4,301	13.5	83t	25

INTERCEPTIONS	No.	Yards	Avg.	Lg	TD
Dean	7	114	16.3	36t	2
Green	5	101	20.2	50	1
Milot	3	42	14.0	25	0
REDSKINS	21	401	19.1	50	4
Opponents	13	159	12.2	40	0

PUNTING	No.	Yards	Avg.	Net	TB	In	Lg	Blk
Hayes	72	2,834	39.4	34.9	5	13	59	1
REDSKINS	73	2,834	38.8	34.9	5	13	59	1
Opponents	78	3,114	39.9	32.1	7	16	64	1

PUNT RETURNS	Ret	FC	Yards	Avg.	Lg	TD
Neims	1	428	8.7	46	0	0
REDSKINS	55	2	474	8.6	46	0
Opponents	38	16	187	4.9	14	0

KICKOFF RETURNS	No.	Yards	Avg.	Lg	TD
Neims	42	860	20.1	36	0
REDSKINS	60	1,174	19.6	31	0
Opponents	73	1,404	19.2	89t	1

FIELD GOALS	1-19	20-29	30-39	40-49	50+
Moseley	1/1	9/10	12/13	1/5	1/2
Opponents	2/2	3/3	5/7	3/6	0/2

DEFENSE	T	S	A	FF	FR
Dikewicz	149	86	63	1	2
Jordan	144	79	65	1	1
Milot	112	68	44	0	0

SACKS: Dexter Manley 13.5, Monte Coleman 10.5, Darryl Grant 8.0, Charles Mann 7.0, Perry Brooks 5.5, Mel Kaufman 5.5, Dave Butz 4.5, Tony McGee 4.5, Rich Milot 4.0, Tom Beasley 2.0, Neal Dikewicz 1.0

NOTABLE Record (Finish): 11-5 (1st NFC East)

National Honors: CB Darrell Green: Pro Bowl, G Russ Grimm: Pro Bowl, PFWA All-Pro Team, NEA All-Pro Team, APAll-Pro Team, All-NFL Team, UPI All-NFC Team, T Joe Jacoby: Pro Bowl, PFWA All-Pro Team, APAll-Pro Team, All-NFL Team, UPI All-NFC Team, WR Art Monk: Pro Bowl, PFWA All-Pro Team, Associated Press All-Pro Team, All NFL Team, UPI All-NFC Team

Starters: Offense: WR Charlie Brown (4), TE Rick Walker (14), LT Joe Jacoby (16), LG Russ Grimm (16), C Jeff Bostic (8), RG/RT Mark May (7/9), RT George Starke (7), TE Don Warren (16), WR Art Monk (16), QB Joe Theismann (16), RB John Riggins (14), TE Clint Didier (2), RG Ken Huff (9), RB Keith Griffin (2), WR Virgil Seay (2), WR Calvin Muhammad (8), WR Mark McGrath (2), C Rick Donnalley (8)

Defense: LE Todd Liebenstein (1), LT Dave Butz (15), RT Perry Brooks (1), RE Dexter Manley (14), LLB Mel Kaufman (15), MLB Neal Dikewicz (16), RLB Rich Milot (12), LCB Darrell Green (16), RCB Anthony Washington (2), SS Tony Peters (6), FS Mark Murphy (2), LE Charles Mann (15), LT/RE Tom Beasley (1/2), RT Darryl Grant (15), LLB/RLB Monte Coleman (1/4), RCB Vernon Dean (14), SS Ken Coffey (10), FS Curtis Jordan (14)

	Att	Comp	Yards	Cmp%	Yards/Att	TD	TD%	Int	Int%	Long	Sack/Lost	Rating
Theismann	477	283	3,391	59.3	7.1	24	5.0	13	2.7	80	48/341	86.5
REDSKINS	485	286	3,417	59.0	7.1	24	4.9	13	2.7	80	48/341	85.7
Opponents	575	318	4,301	55.3	7.5	25	4.3	21	3.7	83	66/529	78.2

YEARLY STATS

1985 (10-6) // COACH JOE GIBBS

Date	Day	Score	Location	Redskins	Opponents
Sept. 9	L	14-44	at Dallas	62,292	
Sept. 15	W	16-13	Houston	53,553	
Sept. 22	L	6-19	Philadelphia	53,748	
Sept. 29	L	10-45	at Chicago	63,708	
Oct. 7	W	27-10	St. Louis	53,134	
Oct. 13	W	24-3	Detroit	52,845	
Oct. 20	L	3-17	at New York Giants	74,389	
Oct. 27	W	14-7	at Cleveland	78,540	
Nov. 3	W	44-10	at Atlanta	42,209	
Nov. 10	L	7-13	Dallas	55,750	
Nov. 18	W	23-21	New York Giants	53,371	
Nov. 24	W	30-23	at Pittsburgh	59,293	
Dec. 1	L	8-35	San Francisco	51,321	
Dec. 8	W	17-12	at Philadelphia	60,737	
Dec. 15	W	27-24	Cincinnati	50,544	
Dec. 21	W	27-16	at St. Louis	28,090	

Category	Redskins	Opponents
TOTAL FIRST DOWNS	319	244
Rushing	147	94
Passing	157	134
Penalty	15	16
POSSESSION AVG.	33:17	26:43
TOTAL NET YARDS	5,338	4,480
Avg. Per Game	333.6	280.0
Total Plays	1,135	941
Avg. Per Play	4.7	4.8
NET YARDS RUSHING	2,523	1,734
Avg. Per Game	157.7	108.4
Total Rushes	571	424
NET YARDS PASSING	2,815	2,746
Avg. Per Game	175.9	171.6
Sacked/Yards Lost	52/428	52/378
Gross Yards	3,243	3,124
Attempts/Completions	512/280	465/239
Completion Pct.	54.7	51.4
Had Intercepted	21	23
PUNT/AVERAGE	73/40.7	85/43.8
NET PUNTING AVG.	73/32.4	85/36.0
PENALTIES/YARDS	74/596	89/699
FUMBLES/LOST	27/19	28/11
TOUCHDOWNS	33	35
Rushing	20	11
Passing	13	19
Returns	0	5

Score by Periods	Q1	Q2	Q3	Q4	OT	PTS
REDSKINS	81	105	44	67	0	297
Opponents	59	107	78	68	0	312

Scoring	TD	Ru	Pa	Rt	PAT	FG	S	TP
Moseley	0	0	0	0	31/33	22/34	0	97
Riggins	8	8	0	0	0/0	0/0	0	48
Rogers	7	7	0	0	0/0	0/0	0	42
Clark	5	0	5	0	0/0	0/0	0	30
REDSKINS	33	20	13	0	31/33	22/35	1	297
Opponents	35	11	19	5	34/35	22/28	1	312

Rushing	No.	Yards	Avg.	Lg	TD
Rogers	231	1,093	4.7	35	7
Riggins	176	677	3.8	51	8
Griffin	102	473	4.6	66t	3
REDSKINS	571	2,523	4.4	66t	20
Opponents	424	1,734	4.1	64	11

Passing	Att	Comp	Yards	Cmp%	Yards/Att	TD	TD%	Int	Int%	Long	Sack/Lost	Rating
Theismann	301	167	1,774	55.5	5.9	8	2.7	16	5.3	55	37/314	59.8
Schroeder	209	112	1,458	53.6	6.9	5	2.4	5	2.4	53	15/114	73.8
REDSKINS	512	280	3,243	54.7	6.3	13	2.5	21	4.1	55	52/428	65.3
Opponents	465	239	3,124	51.4	6.7	19	4.1	23	4.9	69	52/378	66.2

RECEIVING	No.	Yards	Avg.	Lg	TD
Monk	91	1,226	13.5	53	2
Clark	72	926	12.9	55	5
Didier	41	433	10.6	29	4
REDSKINS	280	3,243	11.6	55	13
Opponents	239	3,124	13.1	69	19

INTERCEPTIONS	No.	Yards	Avg.	Lg	TD
Jordan	5	88	17.6	36	0
Dean	5	8	1.6	8	0
Kaufman	3	10	3.3	10	0
REDSKINS	23	220	9.6	36	0
Opponents	21	215	10.2	90	2

PUNTING	No.	Yards	Avg.	Net	TB	In	Lg	Blk
Cox	52	2,175	41.8	32.4	13	15	57	0
REDSKINS	73	2,973	40.7	32.4	16	19	57	0
Opponents	85	3,723	43.8	36.0	8	24	68	1

PUNT RETURNS	Ret	FC	Yards	Avg.	Lg	TD
Jenkins	26	9	272	10.5	28	0
REDSKINS	47	11	508	10.7	37	0
Opponents	32	11	285	8.9	56	0

KICKOFF RETURNS	No.	Yards	Avg.	Lg	TD
Jenkins	41	1,018	24.8	95	0
REDSKINS	60	1,349	22.5	95	0
Opponents	53	1,186	22.4	99t	2

FIELD GOALS	1-19	20-29	30-39	40-49	50+
Moseley	0/0	7/8	8/13	7/12	0/1
Opponents	0/0	5/5	9/11	7/9	1/3

DEFENSE	T	S	A	FF	FR
Jordan	178	104	73	1	2
Olkewicz	174	105	69	4	1
Milot	145	89	56	0	0

SACKS: Dexter Manley 15.0, Charles Mann 14.5, Dean Hamel 6.0, Dave Butz 5.0, Mel Kaufman 4.0, Rich Milot 3.0, Darryl Grant 1.5, Tom Beasley 1.0, Monte Coleman 1.0, Steve Hamilton 1.0

NOTABLE Record (Finish): 10-6 (3rd NFC East)

National Honors: G Russ Grimm: PFWA All-Pro, NEA All-NFL, AP All-Pro, All-NFL, UPI All-NFC, Pro Bowl; WR Art Monk: UPI All-NFC, Pro Bowl; T Joe Jacoby: Pro Bowl; CB Raphael Cherry: PFWA All-Rookie

Starters: Offense: WR Calvin Muhammad (5), WR Malcolm Barnwell (2), LT Joe Jacoby (11), LG/LT Russ Grimm (14/2), C Rick Donnalley (12), RG Ken Huff (15), RT Mark May (16), TE Don Warren (16), WR Art Monk (14), QB Joe Theismann (11), RB John Riggins (11), C/LG Jeff Bostic (4/2), WR Gary Clark (10), TE Clint Didier (14), TE Anthony Jones (2), LT Dan McQuaid (3), RB George Rogers (5), QB Jay Schroeder (5), RB Otis Wonsley (1), RG/RC Thielemann (1)

Defense: LE Charles Mann (16), LT Dave Butz (16), RT Darryl Grant (8), RE Dexter Manley (16), LLB Mel Kaufman (15), MLB Neal Olkewicz (16), RLB Rich Milot (16), LCB Darrell Green (16), RCB Vernon Dean (16), SS Tony Peters (10), FS Curtis Jordan (16), SS Raphael Cherry (6), LLB Monte Coleman (1), RT Dean Hamel (8)

YEARLY STATS

1986 [12-4] // COACH JOE GIBBS

Sept. 7	W	41-14	Philadelphia	53,982
Sept. 14	W	10-6	Los Angeles Raiders	55,235
Sept. 21	W	30-27	at San Diego	57,853
Sept. 28	W	19-14	Seattle	54,157
Oct. 5	W	14-6 at	New Orleans	57,378
Oct. 12	L	6-30 at	Dallas	63,264
Oct. 19	W	28-21	St. Louis	53,494
Oct. 27	L	20-27	at New York Giants	75,923
Nov. 2	W	44-38 (OT)	Minnesota	51,928
Nov. 9	W	16-7	at Green Bay	47,728
Nov. 17	W	14-6	San Francisco	54,774
Nov. 23	W	41-14	Dallas	55,642
Nov. 30	W	20-17	at St. Louis	35,637
Dec. 7	L	14-24	New York Giants	55,642
Dec. 13	L	30-31	at Denver	75,905
Dec. 21	W	21-14	at Philadelphia	61,816
Playoffs				
Dec. 28	W	19-7	Los Angeles Rams	54,180
Jan. 3	W	27-13	at Chicago	65,141
Jan. 11	L	0-17	at New York Giants	76,891

TOTAL FIRST DOWNS

	Redskins	Opponents
Rushing	312	316
Passing	112	103
Penalty	177	181
	23	32

POSSESSION AVG.

Avg. Per Game	29:56	30:04
---------------	-------	-------

TOTAL NET YARDS

Avg. Per Game	5,601	5,297
---------------	-------	-------

Total Plays	350.1	331.1
-------------	-------	-------

Avg. Per Play	1,044	1,046
---------------	-------	-------

Avg. Per Game	5.4	5.1
---------------	-----	-----

Avg. Per Game	1,732	1,805
---------------	-------	-------

Total Rushes	108.3	112.8
--------------	-------	-------

Total Rushes	474	459
--------------	-----	-----

Avg. Per Game	3,869	3,492
---------------	-------	-------

Sacked/Yards Lost	241.8	218.3
-------------------	-------	-------

Gross Yards	28/240	55/424
-------------	--------	--------

Attempts/Completions	4,109	3,916
----------------------	-------	-------

Completion Pct.	542/276	532/302
-----------------	---------	---------

Had Intercepted	50.9	56.8
-----------------	------	------

	22	19
--	----	----

PUNT/AVERAGE	75/43.6	95/41.3
--------------	---------	---------

NET PUNTING AVG.	36.4	33.8
------------------	------	------

PENALTIES/YARDS	94/860	115/1026
-----------------	--------	----------

FUMBLES/LOST	29/10	21/9
--------------	-------	------

TOUCHDOWNS	46	35
------------	----	----

Rushing	23	14
---------	----	----

Passing	22	21
---------	----	----

Returns	1	0
---------	---	---

SCORE BY PERIODS	Q1	Q2	Q3	Q4	OT	PTS
------------------	----	----	----	----	----	-----

REDSKINS	79	101	92	90	6	368
----------	----	-----	----	----	---	-----

Opponents	82	77	68	69	0	296
-----------	----	----	----	----	---	-----

SCORING	TD	Ru	Pa	Rt	PAT	FG	S	TP
---------	----	----	----	----	-----	----	---	----

Rogers	18	18	0	0	0/0	0/0	0	108
--------	----	----	---	---	-----	-----	---	-----

Zendejas	0	0	0	0	23/28	9/14	0	50
----------	---	---	---	---	-------	------	---	----

Bryant	7	4	3	0	0/0	0/0	0	42
--------	---	---	---	---	-----	-----	---	----

Clark	7	0	7	0	0/0	0/0	0	42
-------	---	---	---	---	-----	-----	---	----

REDSKINS	46	23	22	1	38/45	18/32	0	368
----------	----	----	----	---	-------	-------	---	-----

Opponents	35	14	21	0	35/35	17/24	0	296
-----------	----	----	----	---	-------	-------	---	-----

RUSHING	No.	Yards	Avg.	Lg	TD
---------	-----	-------	------	----	----

Rogers	303	1,203	4.0	42	18
--------	-----	-------	-----	----	----

Bryant	69	258	3.7	22t	4
--------	----	-----	-----	-----	---

Griffin	62	197	3.2	12	0
---------	----	-----	-----	----	---

REDSKINS	474	1,732	3.7	42	23
----------	-----	-------	-----	----	----

Opponents	459	1,805	3.9	39	14
-----------	-----	-------	-----	----	----

RECEIVING	No.	Yards	Avg.	Lg	TD
Clark	74	1,265	17.1	55	7
Monk	73	1,068	14.6	69	4
Bryant	43	449	10.4	40	3
REDSKINS	276	4,109	14.9	71t	22
Opponents	302	3,916	13.0	76t	21

INTERCEPTIONS	No.	Yards	Avg.	Lg	TD
Green	5	9	1.8	7	0
Jordan	3	46	15.3	20	0
REDSKINS	19	126	6.6	31	0
Opponents	22	186	8.5	35	0

PUNTING	No.	Yards	Avg.	Net	TB	In	Lg	Blk
Cox	75	3,271	43.6	36.4	16	21	58	0
Opponents	95	3,923	41.3	33.8	8	22	55	0

PUNT RETURNS	Ret	FC	Yards	Avg.	Lg	TD
Jenkins	28	11	270	9.6	39	0
REDSKINS	51	20	550	10.8	44	0
Opponents	36	10	220	6.1	24	0

KICKOFF RETURNS	No.	Yards	Avg.	Lg	TD
Jenkins	27	554	20.5	37	0
REDSKINS	60	1,175	19.6	37	0
Opponents	50	1,005	20.1	59	0

FIELD GOALS	1-19	20-29	30-39	40-49	50+
Zendejas	0/0	5/5	2/3	2/4	0/2
Moseley	1/1	3/4	1/2	1/5	0/0
REDSKINS	1/1	8/9	3/5	4/10	2/7
Opponents	0/0	4/5	9/11	3/6	1/2

DEFENSE	T	S	A	TFL	PD	FF	FR
Dikewicz	183	98	67	18	0	1	2
Jordan	173	112	60	1	1	0	0
Milot	134	88	44	2	1	2	1

SACKS: Dexter Manley 18.5, Charles Mann 10.0, Dave Butz 6.0, Steve Hamilton 4.5, Monte Coleman 3.0, Mel Kaufman 3.0, Darryl Grant 2.0, Rich Milot 2.0, Neal Dikewicz 2.0, Angelo Snipes 2.0, Calvin Daniels 1.0, Alvin Walton 1.0

NOTABLE

Record (Finish): 12-4 (2nd NFC East)

National Honors: FS Todd Bowles: UPI All-Rookie; WR Gary Clark: Pro Bowl, UPI All-NFC; CB Darrell Green: Pro Bowl, All-NFL, G Russ Grimm: Pro Bowl, All-NFL, UPI All-NFC; T Joe Jacoby: Pro Bowl; DE Dexter Manley: Pro Bowl, AP All-Pro, All-NFL; UPI All-NFC; WR Art Monk: Pro Bowl; QB Jay Schroeder: Pro Bowl; SS Alvin Walton: UPI All-Rookie; K Max Zendejas: UPI All-Rookie

Starters: Offense: WR Art Monk (16), TE Don Warren (16), LT Joe Jacoby (16), LG Russ Grimm (14), C Jeff Bostic (16), RG RC Thielemann (13), RT Mark May (16), TE Clint Didier (11), WR Gary Clark (15), QB Jay Schroeder (16), RB George Rogers (15), RG/LG Raleigh McKenzie (3/2), WR Ricky Sanders (3), WR Derek Holloway (1), TE Anthony Jones (1), HB Terry Orr (1), RB Keith Griffin (1)

Defense: LE Charles Mann (15), LT Dave Butz (16), RT Dean Hamel (8), RE Dexter Manley (16), LLB Mel Kaufman (2), MLB Neal Dikewicz (16), RLB Rich Milot (15), LCB Darrell Green (15), RCB Vernon Dean (8), SS Ken Coffey (9), FS Curtis Jordan (16), RT Darryl Grant (8) LE/RT Steve Hamilton (1/1), LLB Monte Coleman (4), LLB Calvin Daniels (10), LCB/RCB/SS Tim Morrison (1/3/1), RCB Barry Wilburn (5), SS Alvin Walton (4), SS Todd Bowles (2)

PASSING	Att	Comp	Yards	Cmp%	Yards/Att	TD	TD%	Int	Int%	Long	Sack/Lost	Rating
Schroeder	541	276	4,109	51.0	7.6	22	4.1	22	4.1	71	28/240	72.9
REDSKINS	542	276	4,109	50.9	7.6	22	4.1	22	4.1	71	28/240	72.7
Opponents	532	302	3,916	56.8	7.4	21	3.9	19	3.6	76	55/424	78.3

YEARLY STATS

1987 [11-4] // COACH JOE GIBBS

Date	W/L	Score	Opponent	Points
Sept. 13	W	34-24	Philadelphia at Atlanta	52,188
Sept. 20	L	20-21	New England	50,882
Sept. 27		Cancelled	at New York Giants	
Oct. 4	W	28-21	St. Louis	27,728
Oct. 11	W	38-12	at Dallas	9,123
Oct. 19	W	13-7	New York Jets	60,415
Oct. 25	W	17-16	at Buffalo	53,497
Nov. 1	W	27-7	at Philadelphia	71,640
Nov. 8	L	27-31	Detroit	63,609
Nov. 15	W	20-13	Los Angeles Rams	53,593
Nov. 23	L	26-30	New York Giants at St. Louis	53,614
Nov. 29	W	23-19	Dallas	45,815
Dec. 6	W	34-17	at Miami	31,324
Dec. 13	W	24-20	at Minnesota	54,882
Dec. 20	L	21-23	at Philadelphia	65,715
Dec. 26	W	27-24	at Chicago	59,160
Playoffs				
Jan. 10	W	21-17	at Chicago	65,268
Jan. 17	W	17-10	Minnesota	55,212
Jan. 31	W	42-10	Super Bowl XXII - San Diego Denver	73,302

RECEIVING	No.	Yards	Avg.	Lg	TD
Clark	56	1,066	19.0	84t	7
Bryant	43	490	11.4	39	5
REDSKINS	247	3,718	15.1	88	27
Opponents	276	3,767	13.6	59t	19

INTERCEPTIONS	No.	Yards	Avg.	Lg	TD
Wilburn	9	135	15.0	100t	1
Bowles	4	24	6.0	24	0
REDSKINS	23	329	14.3	100t	1
Opponents	18	193	10.7	60t	1

PUNTING	No.	Yards	Avg.	Net	TB	In	Lg	Bk
Cox	63	2,571	40.8	35.0	7	14	77	1
REDSKINS	78	3,053	39.1	34.1	8	19	77	1
Opponents	91	3,569	39.2	31.4	5	11	62	0

PUNT RETURNS	Ret	FC	Yards	Avg.	Lg	TD
Yarber	37	9	273	7.4	33	0
REDSKINS	56	10	615	11.0	73	0
Opponents	37	11	231	6.2	45	0

	Redskins	Opponents
TOTAL FIRST DOWNS	301	296
Rushing	119	104
Passing	153	177
Penalty	29	15

	Redskins	Opponents
POSSESSION AVG.	30:30	29:30
TOTAL NET YARDS	5,597	5,022
Avg. Per Game	373.1	334.8
Total Plays	1,005	1,021
Avg. Per Play	5.6	4.9

	Redskins	Opponents
NET YARDS RUSHING	2,102	1,679
Avg. Per Game	140.1	111.9
Total Rushes	500	441

	Redskins	Opponents
NET YARDS PASSING	3,495	3,343
Avg. Per Game	233.0	222.9
Sacked/Yards Lost	27/223	53/424
Gross Yards	3,718	3,767
Attempts/Completions	478/247	527/276
Completion Pct.	51.7	52.4
Had Intercepted	18	23

	Redskins	Opponents
PUNT/AVERAGE	78/39.1	91/39.2
NET PUNTING AVG.	78/34.1	91/31.4
PENALTIES/YARDS	82/691	97/801
FUMBLES/LOST	26/19 2	2/11

	Redskins	Opponents
TOUCHDOWNS	47	33
Rushing	18	10
Passing	27	19
Returns	2	4

SCORE BY PERIODS	Q1	Q2	Q3	Q4	OT	PTS
REDSKINS	66	118	108	84	3	379
Opponents	54	68	94	69	0	285

SCORING	TD	Ru	Pa	Rt	PAT	FG	S	TP
Haji-Sheikh	0	0	0	0	29/32	13/19	0	68
Clark	7	0	7	0	0/0	0/0	0	42
REDSKINS	47	18	27	2	43/47	18/29	0	379
Opponents	33	10	19	4	30/33	19/28	0	285

RUSHING	No.	Yards	Avg.	Lg	TD
Rogers	163	613	3.8	29	6
Bryant	77	406	5.3	28	1
REDSKINS	500	2,102	4.2	31	18
Opponents	441	1,679	3.8	45	10

KICKOFF RETURNS	No.	Yards	Avg.	Lg	TD
Griffin	25	478	19.1	54	0
REDSKINS	59	1,139	19.3	54	0
Opponents	63	1,352	21.5	95t	1

FIELD GOALS	1-19	20-29	30-39	40-49	50+
Haji-Sheikh	0/0	5/5	6/10	2/4	0/0
REDSKINS	1/1	7/7	7/12	3/8	0/1
Opponents	0/0	6/7	5/7	8/11	0/3

DEFENSE	T	S	A	TFL	PD	FF	FR
Walton	148	91	46	11	3	2	1
Bowles	108	70	36	2	4	0	1
Coleman	107	63	34	10	0	1	0

SACKS: Charles Mann 9.5, Dexter Manley 8.5, Steve Martin 5.0, Monte Coleman 4.0, Dave Butz 3.0, Alvin Walton 3.0, Dan Benish 2.0, Joe Cofer 2.0, Darryl Grant 2.0, Mel Kaufman 2.0, Markus Koch 2.0, Neal Olkewicz 2.0, Bobby Curtis 1.0, Steve Hamilton 1.0, Ted Karras 1.0, Rich Milot 1.0, Carlton Rose 1.0, Anthony Sagnella 1.0, Steve Thompson 1.0, Henry Waechter 1.0

NOTABLE Record (Finish): 11-4 (Super Bowl XXII Champions)

National Honors: WR Gary Clark: AP All-Pro, All-NFL, Pro Bowl; CB Barry Wilburn: AP All-Pro, All-NFL Team, UPI All-NFC; QB Doug Williams: Super Bowl XXII MVP; DE Charles Mann: Pro Bowl; CB Darrell Green: Pro Bowl

Starters: Offense: WR Art Monk (9), TE Don Warren (12), LT Joe Jacoby (12), LG/C Raleigh McKenzie (10/2), C Russ Grimm (5), RG RC Thieleman (12), RT/LG Ed Simmons (2/1), WR Gary Clark (11), QB Jay Schroeder (10), RB George Rogers (9), WR Ricky Sanders (5), TE Clint Didier (6), C Jeff Bostic (5), RT Mark May (10), QB Doug Williams (2), RB Keith Griffin (2), RB Kelvin Bryant (1), TE Terry Orr (1), TE Ken Whisenhunt (1), TE Joe Caravello (5), WR Clarence Verdin (1), WR Derrick Shepard (1), LG Darrick Brizl (4), RG Phil Petthey (3), TE Craig McEwen (3), LT Mark Carlson (3), RT Willard Scissum (3), C Eric Coyle (3), QB Ed Rubbert (3), WR Anthony Allen (3), TE Glenn Dennison (1), WR Lionel Vital (3), WR Ted Wilson (2)

Defense: LE Charles Mann (12), LT Dave Butz (12), RT Darryl Grant (11), RE Markus Koch (2), LLB Mel Kaufman (11), MLB Rich Milot (5), RLB Monte Coleman (12), LCB Darrell Green (12), RCB Barry Wilburn (12), SS Alvin Walton (12), FS Todd Bowles (12), RE Dexter Manley (10), MLB Neal Olkewicz (6), RT Dean Hamel (1), MLB Kurt Gouveia (1), LE Alec Gibson (3), RT Dan Benish (3), SS Joe Cofer (1), RLB Bobby Curtis (3), SS Steve Gage (1), SS Charles Jackson (1), LT Ted Karras (1), LLB Jon Kimmel (1), FS Skip Lane (3), RE Steve Martin (3), LCB Michael Mitchell (3), LT Tony Sagnella (2), MLB Eric Wilson (3), RCB Dennis Woodbury (3)

PASSING	Att	Comp	Yards	Cmp%	Yards/Att	TD	TD%	Int	Int%	Long	Sack/Lost	Rating
Schroeder	267	129	1,878	48.3	7.0	12	4.5	10	3.7	84	17/149	71.0
D. Williams	143	81	1,156	56.6	8.1	11	7.7	5	3.5	62	7/53	84.0
REDSKINS	478	247	3,718	51.7	7.8	27	5.6	18	3.8	88	27/223	90.7
Opponents	527	276	3,767	52.4	7.1	19	3.6	23	4.4	59	53/424	69.3

YEARLY STATS

1988 [7-9] // COACH JOE GIBBS

Sept. 5	L	20-27	at Giants	76,417
Sept. 11	W	30-29	Pittsburgh	54,083
Sept. 18	W	17-10	Philadelphia	53,920
Sept. 25	L	21-30	at Phoenix	61,973
Oct. 2	L	23-24	Giants	54,601
Oct. 9	W	35-17	at Dallas	63,325
Oct. 16	W	33-17	Phoenix	54,402
Oct. 23	W	20-17	at Green Bay	51,767
Oct. 30	L	17-41	at Houston	48,781
Nov. 6	W	27-24	New Orleans	54,183
Nov. 13	L	14-34	Chicago	52,418
Nov. 21	L	21-37	at San Francisco	59,268
Nov. 27	L	13-17	Cleveland	51,604
Dec. 4	W	20-19	at Philadelphia	65,947
Dec. 11	L	17-24	Dallas	51,526
Dec. 17	L	17-20 (OT)	at Cincinnati	52,157

TOTAL FIRST DOWNS		Redskins	Opponents
Rushing		307	294
Passing		88	113
Penalty		202	153
POSSESSION AVG.			
TOTAL NET YARDS		17	28
Avg. Per Game		30:57	29:03
Total Plays		5,679	5,184
Avg. Per Play		355	324
NET YARDS RUSHING			
Avg. Per Game		1,053	982
Total Rushes		5.4	5.3
NET YARDS PASSING			
Avg. Per Game		1,543	1,745
Sacked/Yards Lost		96.4	109.1
Gross Yards		437	442
Attempts/Completions		4,136	3,439
Completion Pct.		258.5	214.9
Had Intercepted		24/203	43/305
PUNT/AVERAGE			
NET PUNTING AVG.		4,339	3,744
PENALTIES/YARDS		592/327	497/261
FUMBLES/LOST		55.2	52.5
TOUCHDOWNS		34/21	23/8
Rushing		41	46
Passing		8	17
Returns		33	24
		0	5

SCORE BY PERIODS		Q1	Q2	Q3	Q4	OT	PTS
REDSKINS		86	79	89	91	0	345
Opponents		70	125	64	125	3	387

SCORING		TD	Ru	Pa	Rt	PAT	FG	S	TP
Lohmiller		0	0	0	0	40/41	19/26	0	97
Sanders		12	0	12	0	0/0	0/0	0	72
Clark		7	0	7	0	0/0	0/0	0	42
Bryant		6	1	5	0	0/0	0/0	0	36
REDSKINS		41	8	33	0	40/41	19/26	1	345
Opponents		46	17	24	5	43/46	22/36	1	387

RUSHING		No.	Yards	Avg.	Lg	TD
Bryant		108	498	4.6	25	1
Smith		155	470	3.0	29	3
Morris		126	437	3.5	27	2
REDSKINS		437	1,543	3.5	29	8
Opponents		442	1,745	3.9	50	17

RECEIVING		No.	Yards	Avg.	Lg	TD
Sanders		73	1,148	15.7	55	12
Monk		72	946	13.1	46	5
Clark		59	892	15.1	60	7
REDSKINS		327	4,339	13.3	60	33
Opponents		261	3,744	14.3	80	24

INTERCEPTIONS		No.	Yards	Avg.	Lg	TD
Wilburn		4	24	6.0	14	0
Marshall		3	61	20.3	43	0
Walton		3	54	18.0	29	0
REDSKINS		14	193	13.8	43	0
Opponents		25	271	10.8	40	0

PUNTING		No.	Yards	Avg.	Net	TB	In	Lg	Blk
G. Coleman		39	1,505	38.6	29.2	3	8	53	0
REDSKINS		67	2,562	38.2	29.8	6	10	55	1
Opponents		79	3,116	39.4	34.2	2	21	54	1

PUNT RETURNS		Ret	FC	Yards	Avg.	Lg	TD
Shepherd		12	2	104	8.7	23	0
Allen		10	2	62	6.2	14	0
Green		9	0	103	11.4	32	0
REDSKINS		52	9	377	7.3	34	0
Opponents		39	7	448	11.5	95	1

KICKOFF RETURNS		No.	Yards	Avg.	Lg	TD
Morris		21	413	19.7	35	0
Sanders		19	362	19.1	31	0
REDSKINS		74	1,355	18.3	44	0
Opponents		61	1,111	18.2	32	0

FIELD GOALS		1-19	20-29	30-39	40-49	50+
Lohmiller		1/1	6/8	5/7	7/10	0/0
Opponents		2/2	6/7	8/11	4/12	2/4

DEFENSE		T	S	A	TFL	PD	FF	FR
Walton		196	116	72	8	6	3	0
Olkewicz		165	90	65	10	0	1	3
Bowles		141	85	55	1	7	2	0

SACKS: Dexter Manley 9.0, Charles Mann 5.5, Darryl Grant 4.0, Ravin Caldwell 4.0, Wilbur Marshall 4.0, Markus Koch 3.0, Monte Coleman 3.0, Dean Hamel 2.0, Neal Olkewicz 2.0, Dave Butz 1.0, Darrell Green 1.0, Mel Kaufman 1.0, Clarence Vaughn 1.0, Alvin Walton 1.0

NOTABLE RECORD (Finish): 7-9 (3rd NFC East)

National Honors: K Chip Lohmiller: PFWA All Rookie; DE Charles Mann: Pro Bowl; T Mark May: Pro Bowl

Starters: Offense: WR Art Monk (13), TE Don Warren (14), RT/RG Mark May (5/11), RG/LG RC Thielemann (5/3), C Jeff Bostic (11), LG/C Raleigh McKenzie (9/5), LT/RT Joe Jacoby (9/4), WR Ricky Sanders (4), WR Gary Clark (13), QB Doug Williams (10), RB Timmy Smith (8), RT/LT Jim Lachey (7/7), RB Kelvin Bryant (4), LG Russ Grimm (4), QB Mark Rypien (6), RB Jamie Morris (4), HB Craig McEwen (8), TE Anthony Jones (3), TE Terry Orr (3), TE Joe Caravello (6)

Defense: RE/LE Markus Koch (3/3), RT Darryl Grant (16), LT Dave Butz (16), LE Charles Mann (13), RLB Wilbur Marshall (16), MLB Neal Olkewicz (16), LLB Monte Coleman (9), LCB Barry Wilburn (10), RCB Darrell Green (15), SS Alvin Walton (16), FS/RCB Todd Bowles (15/1), RE Dexter Manley (13), LLB Ravin Caldwell (1), LCB Brian Davis (6), LLB Mel Kaufman (7), FS Steve Gage (1)

PASSING		Att	Comp	Yards	Cmp%	Yards/Att	TD	TD%	Int	Int%	Long	Sack/Lost	Rating
Williams		380	213	2,609	56.1	6.9	15	3.9	12	3.2	58	10/88	77.4
Rypien		208	114	1,730	54.8	8.3	18	8.7	13	6.3	60	14/115	85.2
REDSKINS		592	327	4,339	55.2	7.3	33	5.6	25	4.2	60	24/203	79.6
Opponents		497	261	3,744	52.5	7.5	24	4.8	14	2.8	80	43/305	81.6

YEARLY STATS

1989 (10-6) // COACH JOE GIBBS

Date	Day	Score	Opponent	Score
Sept. 11	L	24-27	New York Giants	54,160
Sept. 17	L	37-42	Philadelphia	53,493
Sept. 24	W	30-7	at Dallas	63,200
Oct. 1	W	16-14	at New Orleans	64,358
Oct. 8	W	30-28	Phoenix	53,335
Oct. 15	L	17-20	at New York Giants	76,245
Oct. 22	W	32-28	Tampa Bay	53,862
Oct. 29	L	24-37	at Los Angeles Raiders	52,781
Nov. 5	L	3-13	Dallas	53,187
Nov. 12	W	10-3	at Philadelphia	65,443
Nov. 20	L	10-14	Denver	52,975
Nov. 26	W	38-14	Chicago	50,044
Dec. 3	W	29-10	at Phoenix	38,870
Dec. 10	W	26-21	San Diego	47,693
Dec. 17	W	31-30	at Atlanta	37,501
Dec. 23	W	29-0	at Seattle	60,294

	Redskins	Opponents
TOTAL FIRST DOWNS	338	274
Rushing	101	72
Passing	217	177
Penalty	20	25
POSSESSION AVG.	32:58	27:02
TOTAL NET YARDS	6,253	4,915
Avg. Per Game	390.8	307.2
Total Plays	1,116	954
Avg. Per Play	5.6	5.2
NET YARDS RUSHING	1,904	1,344
Avg. Per Game	119.0	84.0
Total Rushes	514	384
NET YARDS PASSING	4,349	3,571
Avg. Per Game	271.8	223.2
Sacked/Yards Lost	21/127	40/304
Gross Yards	4,476	3,875
Attempts/Completions	581/337	530/277
Completion Pct.	58.0	52.3
Had Intercepted	17	27
PUNT/AVERAGE	63/42.3	76/40.1
NET PUNTING AVG.	32.8	37.1
PENALTIES/YARDS	105/881	98/796
FUMBLES/LOST	32/20	24/15
TOUCHDOWNS	42	38
Rushing	14	9
Passing	24	25
Returns	4	4

	Q1	Q2	Q3	Q4	OT	PTS
REDSKINS	80	82	127	97	0	386
Opponents	76	99	47	86	0	308

	TD	Ru	Pa	Rt	PAT	FG	S	TP
Lohmiller	0	0	0	0	41/41	29/40	0	128
Byner	9	7	2	0	0/0	0/0	0	54
Clark	9	0	9	0	0/0	0/0	0	54
Monk	8	0	8	0	0/0	0/0	0	48
REDSKINS	42	14	24	4	41/42	29/40	3	386
Opponents	38	9	25	4	38/38	14/23	0	308

	No.	Yards	Avg.	Lg	TD
Riggs	201	834	4.1	58	4
Byner	134	580	4.3	24	7
Morris	124	336	2.7	12t	2
REDSKINS	514	1,904	3.7	58	14
Opponents	384	1,344	3.5	73t	9

	Att	Comp	Yards	Cmp%	Yards/Att	TD	TD%	Int	Int%	Long	Sack/Last	Rating
Rypien	476	280	3,768	58.8	7.9	22	4.6	13	2.7	80	16/108	88.1
Williams	93	51	585	54.8	6.3	1	1.1	3	3.2	46	2/10	64.1
REDSKINS	581	337	4,476	58.0	7.7	24	4.1	17	2.9	80	21/127	84.1
Opponents	530	277	3,875	52.3	7.3	25	4.7	27	5.1	72	40/304	70.6

	No.	Yards	Avg.	Lg	TD
RECEIVING					
Monk	86	1,186	13.8	60t	8
Sanders	80	1,138	14.2	68	4
Clark	79	1,229	15.6	80t	9
REDSKINS	337	4,476	13.3	80t	24
Opponents	277	3,875	14.0	72t	25

	No.	Yards	Avg.	Lg	TD
INTERCEPTIONS					
A. Johnson	4	94	23.5	59t	1
Walton	4	58	14.5	29t	1
B. Davis	4	40	10.0	15	0
REDSKINS	27	284	10.5	59t	3
Opponents	17	229	13.5	45t	1

	No.	Yards	Avg.	Net	TB	In	Lg	Bk
PUNTING								
Mojsiejenko	62	2,663	43.0	33.3	9	21	74	1
REDSKINS	63	2,663	42.3	33.3	9	21	74	1
Opponents	76	3,047	40.1	34.5	10	22	59	0

	Ret	FC	Yards	Avg.	Lg	TD
PUNT RETURNS						
Howard	21	18	200	9.5	38	0
REDSKINS	26	20	226	8.7	38	0
Opponents	34	5	383	11.3	53	0

	No.	Yards	Avg.	Lg	TD
KICKOFF RETURNS					
Howard	21	522	24.9	99t	1
REDSKINS	58	1,176	20.3	99t	1
Opponents	74	1,532	20.7	96t	1

	1-19	20-29	30-39	40-49	50+
FIELD GOALS					
Lohmiller	2/2	11/11	13/15	3/11	0/1
Opponents	0/0	5/5	5/8	3/7	1/3

	T	S	A	TFL	PD	FF	FR
DEFENSE							
Walton	137	79	56	2	5	0	1
Bowles	130	75	55	0	2	1	1
Marshall	108	52	48	8	1	1	2

SACKS: Charles Mann 10.0, Dexter Manley 9.0, Monte Coleman 4.0, Wilber Marshall 4.0, Darryl Grant 3.5, Ravin Caldwell 3.5, Fred Stokes 3.0, Markus Koch 2.0, Todd Bowles 1.0

NOTABLE Record (Finish): 10-6 (3rd NFC East)

National Honors: T Jim Lachey: AP All-Pro, All-NFL, UPI All-NFC; QB Mark Rypien: Pro Bowl; DE Charles Mann: Pro Bowl; DT Tracy Rucker: PFWA All-Rookie, UPI All-Rookie

Starters: Offense: WR Art Monk (12), TE Don Warren (15), RT Joe Jacoby (10), RG Mark May (9), C Jeff Bostic (16), LG/RG Russ Grimm (8/1), LT Jim Lachey (14), RB Gerald Riggs (7), RB Earnest Byner (13), WR Gary Clark (12), QB Mark Rypien (14), WR Ricky Sanders (12), LG Raleigh McKenzie (8), RB Mark Schlereth (6), LT/RT Ed Simmons (2/6), RB Jamie Morris (3), QB Doug Williams (2) TE Mike Tice (5), TE Terry Orr (1)

Defense: LE Charles Mann (16), LT/RE Markus Koch (6/1), RT Darryl Grant (16), RE Dexter Manley (10), RLB Wilber Marshall (16), MLB Neal Olkewicz (8), LLB Monte Coleman (3), LCB Brian Davis (9), RCB Darrell Green (7), SS Alvin Walton (12), FS Todd Bowles (16), SS Clarence Vaughn (4), LLB Ravin Caldwell (13), MLB Greg Manusky (7), MLB Kurt Gouveia (1), LT Tracy Rucker (10), RCB AJ Johnson (8), LCB Martin Mayhew (7), RE Fred Stokes (5), RCB Barry Wilburn (1)

YEARLY STATS

1990 (10-6) // COACH JOE GIBBS

Date	W/L	Score	Opponent	Points
Sept. 9	W	31-0	Phoenix	52,649
Sept. 16	L	13-26	at San Francisco	84,287
Sept. 23	W	19-15	Dallas	53,804
Sept. 30	W	38-10	at Phoenix	49,303
Oct. 14	L	20-24	New York Giants	54,737
Oct. 21	W	13-7	Philadelphia	53,567
Oct. 28	L	10-21	at New York Giants	75,321
Nov. 4	W	41-38 (OT)	at Detroit	69,326
Nov. 12	L	14-28	at Philadelphia	65,857
Nov. 18	W	31-17	New Orleans	52,573
Nov. 22	L	17-27	at Dallas	60,355
Dec. 2	W	42-20	Miami	53,599
Dec. 9	W	10-9	Chicago	53,920
Dec. 15	W	25-10	at New England	22,286
Dec. 22	L	28-35	at Indianapolis	58,173
Dec. 30	W	29-14	Buffalo	52,397
Playoffs				
Jan. 4	W	20-6	at Philadelphia	65,287
Jan. 12	L	10-28	at San Francisco	65,292

	Redskins	Opponents
TOTAL FIRST DOWNS	327	267
Rushing	117	77
Passing	193	166
Penalty	17	24
POSSESSION AVG.	32:19	27:41
TOTAL NET YARDS	5,582	4,730
Avg. Per Game	347.6	295.6
Total Plays	1,073	941
Avg. Per Play	5.2	5.0
NET YARDS RUSHING	2,083	1,587
Avg. Per Game	130.2	99.2
Total Rushes	515	382
NET YARDS PASSING	3,479	3,143
Avg. Per Game	217.4	196.4
Sacked/Yards Lost	22/132	45/340
Gross Yards	3,611	3,483
Attempts/Completions	536/301	514/281
Completion Pct.	56.2	54.7
Had Intercepted	22	21
PUNT/AVERAGE	55/37.5	76/43.4
NET PUNTING AVG.	32.8	38.2
PENALTIES/YARDS	102/824	89/712
FUMBLES/LOST	14/6	24/12
TOUCHDOWNS	41	35
Rushing	16	8
Passing	22	21
Returns	3	6

SCORE BY PERIODS	Q1	Q2	Q3	Q4	OT	PTS
REDSKINS	49	108	103	118	3	381
Opponents	37	98	75	91	0	301

SCORING	TD	Ru	Pa	Rt	PAT	FG	S	TP
Lohmiller	0	0	0	0	41/41	30/40	0	131
Clark	8	0	8	0	0/0	0/0	0	48
Byner	7	6	1	0	0/0	0/0	0	42
Riggs	6	6	0	0	0/0	0/0	0	36
REDSKINS	41	16	22	3	41/41	30/40	2	381
Opponents	35	8	21	6	35/35	18/23	1	301

RUSHING	No.	Yards	Avg.	Lg	TD
Byner	297	1,219	4.1	22	6
Riggs	123	475	3.9	20	6
REDSKINS	515	2,083	4	26	16
Opponents	382	1,587	4.2	48t	8

PASSING	Att	Comp	Yards	Cmp%	Yards/Att	TD	TD%	Int	Int%	Long	Sack/Lost	Rating
Rypien	304	166	2,070	54.6	6.8	16	5.3	11	3.6	53	6/33	78.4
Humphries	156	91	1,015	58.3	6.5	3	1.9	10	6.4	44	9/62	57.5
Rutledge	88	40	455	8.8	6.6	2	2.9	1	1.5	40	6/34	82.7
REDSKINS	536	301	3,611	56.2	6.7	22	4.1	22	4.1	53	22/132	73.5
Opponents	514	281	3,483	54.7	6.7	21	4.1	21	4.1	80	45/340	72.5

RECEIVING	No.	Yards	Avg.	Lg	TD
Clark	75	1,112	14.8	53t	8
Monk	68	770	11.3	44	5
REDSKINS	301	3,611	12	53t	22
Opponents	281	3,483	12.4	80t	21

INTERCEPTIONS	No.	Yards	Avg.	Lg	TD
Mayhew	7	20	2.9	15	0
Green	4	20	5.0	18t	1
REDSKINS	21	271	12.9	61	2
Opponents	22	271	12.3	42t	5

PUNTING	No.	Yards	Avg.	Net	TB	In	Lg	Blk
Mojsiejenko	43	1,687	39.2	34.2	0	17	53	1
Goodburn	11	377	34.3	30.4	1	6	48	0
REDSKINS	55	2,064	37.5	33.4	1	23	53	1
Opponents	76	3,290	43.3	36.9	5	21	59	0

PUNT RETURNS	Ret	FC	Yards	Avg.	Lg	TD
Stanley	24	8	176	7.3	32	0
REDSKINS	48	17	388	8.1	32	0
Opponents	30	10	205	6.8	30	0

KICKOFF RETURNS	No.	Yards	Avg.	Lg	TD
Howard	22	427	19.4	35	0
REDSKINS	61	1,113	18.2	37	0
Opponents	58	1,008	17.4	47	0

FIELD GOALS	1-19	20-29	30-39	40-49	50+
Lohmiller	2/2	10/10	12/14	3/6	3/8
Opponents	1/1	6/7	5/5	6/8	0/2

DEFENSE	T	S	A	TFL	PD	FF	FR
Walton	143	74	66	3	2	0	0
Bowles	115	55	60	0	6	1	1
Marshall	107	66	31	10	2	2	2

SACKS: Fred Stokes 7.5, Andre Collins 6.0, Charles Mann 5.5, Wilber Marshall 5.0, Monte Coleman 3.0, Jumpy Geathers 3.0, Tim Johnson 3.0, Tracy Rucker 3.0, Eric Williams 3.0, Markus Koch 2.0, Todd Bowles 1.0, Ravin Caldwell 1.0, Kurt Gouveia 1.0, Darryl Grant 1.0

NOTABLE Record (Finish): 10-6 (3rd NFC East)

National Honors: RB Earnest Byner: Pro Bowl. WR Gary Clark: Pro Bowl. CB Darrell Green: Pro Bowl, UPI All-NFC; LT Jim Lachey: Pro Bowl, AP All-Pro, All-NFL, UPI All-NFC

Starters: Offense: WR Art Monk (16), TE Don Warren (15), RT Ed Simmons (11), RG Mark Schlereth (7), C Jeff Bostic (16), LG Russ Grimm (11), LT Jim Lachey (16), WR Ricky Sanders (6), WR Gary Clark (16), QB Mark Rypien (10), RB Earnest Byner (16), RT Joe Jacoby (5), QB Stan Humphries (5), QB Jeff Rutledge (1), RG/LG Raleigh McKenzie (9/3), LG Mark Adickes (1), HB Ron Middleton (5), TE Jimmy Johnson (5), WR Walter Stanley (1)

Defense: LE Charles Mann (15), LT Tracy Rucker (7), RT/LT Darryl Grant (14/1), RE Markus Koch (13), RLB Wilber Marshall (15), MLB Greg Manusky (8), LLB Andre Collins (16), LCB Martin Mayhew (15), RCB Darrell Green (16), SS Alvin Walton (16), FS Todd Bowles (13), FS Terry Hoage (3), LCB Brad Edwards (1), CB Alvoid Mays (1), RT/RE Tim Johnson (1/1), LE/RE Fred Stokes (1/2), LT Eric Williams (8), RT James Geathers (1), MLB Kurt Gouveia (7)

YEARLY STATS

1991 [14-2] // COACH JOE GIBBS

Sept. 1	W	45-0	Detroit	52,958
Sept. 9	W	33-31	at Dallas	63,025
Sept. 15	W	34-0	Phoenix	54,662
Sept. 22	W	34-27	at Cincinnati	52,038
Sept. 30	W	23-0	Philadelphia	55,198
Oct. 6	W	20-7	at Chicago	64,941
Oct. 13	W	42-17	Cleveland	54,715
Oct. 27	W	17-13	at New York Giants	76,627
Nov. 3	W	16-13 [OT]	Houston	55,096
Nov. 10	W	56-17	Atlanta	52,461
Nov. 17	W	41-14	at Pittsburgh	56,813
Nov. 24	L	21-24	Dallas	55,561
Dec. 1	W	27-6	at Los Angeles Rams	55,027
Dec. 8	W	20-14	at Phoenix	48,373
Dec. 15	W	34-17	New York Giants	54,722
Dec. 22	L	22-24	at Philadelphia	58,988
Playoffs				
Jan. 4	W	24-7	Atlanta	55,181
Jan. 12	W	41-10	Detroit	55,585
Super Bowl XXVI - Minneapolis				
Jan. 26	W	37-24	Buffalo	63,130

RECEIVING	No.	Yards	Avg.	Lg	TD
Monk	71	1,049	14.8	64t	8
Clark	70	1,340	19.1	82t	10
REDSKINS	261	3,771	14.4	82t	30
Opponents	292	3,292	11.3	75t	13

INTERCEPTIONS	No.	Yards	Avg.	Lg	TD
Marshall	5	75	15.0	54t	1
Green	5	47	9.4	24	0
REDSKINS	27	279	10.3	54t	3
Opponents	11	109	9.9	74t	1

PUNTING	No.	Yards	Avg.	Net	TB	In	Lg	Blk
Goodburn	52	2,070	39.8	33.1	3	16	61	3
REDSKINS	55	2,070	37.6	33.1	3	16	61	3
Opponents	85	3,548	41.7	33.4	5	13	58	0

PUNT RETURNS	Ret	FC	Yards	Avg.	Lg	TD
Mitchell	45	21	600	13.3	69t	2
REDSKINS	46	21	610	13.3	69t	2
Opponents	31	7	190	6.1	20	0

KICKOFF RETURNS	No.	Yards	Avg.	Lg	TD
Mitchell	29	583	20.1	35	0
REDSKINS	49	926	18.9	46	0
Opponents	66	1,153	17.5	39	0

FIELD GOALS	1-19	20-29	30-39	40-49	50+
Lohmiller	0/0	9/9	10/12	10/17	2/5
Opponents	0/0	5/5	5/7	3/3	1/3

DEFENSE	T	S	A	TFL	PD	FF	FR
A. Collins	151	87	60	4	6	1	0
Marshall	135	73	51	11	7	4	2
Edwards	135	70	65	0	9	1	0

SACKS: Charles Mann 11.5, Fred Stokes 6.5, Wilber Marshall 5.5, Jumpy Geathers 4.5, Bobby Wilson 4.5, Monte Coleman 3.5, Tim Johnson 3.5, Andre Collins 3.0, Eric Williams 3.0, Jason Buck 1.5, A.J. Johnson 1.0, Sidney Johnson 1.0, Markus Koch 1.0

NOTABLE Record (Finish): 14-2 (Super Bowl XXVI Champion)

National Honors: Coach Joe Gibbs: The Sporting News Coach of the Year; RB Earnest Byner: Pro Bowl; WR Gary Clark: Pro Bowl, UPI All-NFC; RB Ricky Ervins: PFWA All Rookie; CB Darrell Green: Pro Bowl, PFWA All-Pro, AP All Pro, All-NFL, UPI All-NFC; LT Jim Lachey: Pro Bowl, PFWA All-Pro, AP All-Pro, All-NFL, UPI All-NFC; K Chip Lohmiller: Pro Bowl, UPI All-NFC; DE Charles Mann: Pro Bowl; LB Wilber Marshall: UPI All-NFC; G Raleigh McKenzie: UPI All-NFC; QB Mark Rypien: Super Bowl XXVI MVP, Pro Bowl, Football News NFC Player of the Year, UPI NFC Offensive Player of the Year, UPI All-NFC; G Mark Schlereth: Pro Bowl

Starters: Offense: WR Gary Clark (16), HB Terry Orr (6), WR Ricky Sanders (7), LT Jim Lachey (15), LT Russ Grimm (1), LG Raleigh McKenzie (14), C Jeff Bostic (16), RG Mark Schlereth (16), LG/RT Joe Jacoby (2/14), RT Ed Simmons (2), TE Ron Middleton (12), TE Don Warren (7), WR Art Monk (16), QB Mark Rypien (16), RB Earnest Byner (16)

Defense: LE Charles Mann (15), LE Jason Buck (1), LT Eric Williams (15), LT Bobby Wilson (1), RT Tim Johnson (16), RE Markus Koch (5), RE Fred Stokes (11), LLB Wilber Marshall (16), MLB Matt Millen (14), MLB Kurt Gouveia (1), MLB Monte Coleman (1), RLB Andre Collins (16), LCB Martin Mayhew (16), RCB Darrell Green (16), SS Alvin Walton (2), SS Danny Copeland (14), FS Brad Edwards (16)

	Redskins	Opponents
TOTAL FIRST DOWNS	302	242
Rushing	107	72
Passing	179	151
Penalty	16	19
POSSESSION AVG.	31:51	28:09
TOTAL NET YARDS	5,741	4,293
Avg. Per Game	358.8	268.3
Total Plays	996	947
Avg. Per Play	5.8	4.5
NET YARDS RUSHING	2,049	1,346
Avg. Per Game	128.1	84.1
Total Rushes	540	348
NET YARDS PASSING	3,692	2,947
Avg. Per Game	230.8	184.2
Sacked/Yards Lost	9/79	50/345
Gross Yards	3,771	3,292
Attempts/Completions	447/261	549/292
Completion Pct.	58.4	53.2
Had Intercepted	11	27
PUNT/AVERAGE	55/37.6	85/41.7
NET PUNTING AVG.	31.4	34.4
PENALTIES/YARDS	90/798	94/767
FUMBLES/LOST	26/12	22/14
TOUCHDOWNS	56	26
Rushing	21	11
Passing	30	13
Returns	5	2

SCORE BY PERIODS	Q1	Q2	Q3	Q4	OT	PTS
REDSKINS	83	150	101	148	3	485
Opponents	54	57	55	58	0	224

SCORING	TD	Ru	Pa	Rt	PAT	FG	S	TP
Lohmiller	0	0	0	0	56/56	31/43	0	149
Riggs	11	11	0	0	0/0	0/0	0	66
Clark	10	0	10	0	0/0	0/0	0	60
REDSKINS	56	21	30	5	56/56	31/43	0	485
Opponents	26	11	13	2	26/26	14/18	0	224

RUSHING	No.	Yards	Avg.	Lg	TD
Byner	274	1,048	3.8	32	5
Ervins	145	680	4.7	65t	3
Riggs	78	248	3.2	32	11
REDSKINS	540	2,049	3.8	65t	21
Opponents	348	1,346	3.9	75t	11

PASSING	Att	Comp	Yards	Cmp%	Yards/Att	TD	TD%	Int	Int%	Long	Sack/Lost	Rating
Rypien	421	249	3,564	59.1	8.4	28	6.7	11	2.6	82	7/59	97.9
REDSKINS	447	261	3,771	58.4	8.4	30	6.7	11	2.5	82	9/79	98.0
Opponents	549	292	3,292	53.2	6.0	13	2.4	27	4.9	75	50/345	58.8

YEARLY STATS

1992 (9-7) // COACH JOE GIBBS

Date	Result	Opponent	Score	
Sept. 7	L	10-23	at Dallas	63,538
Sept. 13	W	24-17	Atlanta	54,343
Sept. 20	W	13-10	Detroit	55,818
Oct. 4	L	24-27	at Phoenix	34,488
Oct. 12	W	34-3	Denver	56,371
Oct. 18	W	16-12	Philadelphia	56,380
Oct. 25	W	15-13	at Minnesota	59,098
Nov. 1	L	7-24	New York Giants	53,647
Nov. 8	W	16-3	at Seattle	53,616
Nov. 15	L	15-35	at Kansas City	75,238
Nov. 23	L	3-20	at New Orleans	68,591
Nov. 29	W	41-3	Phoenix	53,541
Dec. 6	W	28-10	at New York Giants	62,998
Dec. 13	W	20-17	Dallas	56,437
Dec. 20	L	13-17	at Philadelphia	65,841
Dec. 26	L	20-21	Los Angeles Raiders	53,032
Playoffs				
Jan. 2	W	24-7	at Minnesota	57,535
Jan. 9	L	13-20	at San Francisco	64,991

	Redskins	Opponents
TOTAL FIRST DOWNS	276	249
Rushing	104	89
Passing	160	138
Penalty	12	22
POSSESSION AVG.	31:04	28:56
TOTAL NET YARDS	4,890	4,438
Avg. Per Game	305.6	277.4
Total Plays	991	911
Avg. Per Play	4.9	4.9
NET YARDS RUSHING	1,727	1,696
Avg. Per Game	107.9	106.0
Total Rushes	483	406
NET YARDS PASSING	3,163	2,742
Avg. Per Game	197.7	171.4
Sacked/Yards Lost	23/176	39/279
Gross Yards	3,339	3,021
Attempts/Completions	485/272	466/258
Completion Pct.	56.1	55.4
Had Intercepted	17	23
PUNT/AVERAGE	65/39.3	73/42.8
NET PUNTING AVG.	32.2	37.2
PENALTIES/YARDS	84/741	85/709
FUMBLES/LOST	18/7	23/11
TOUCHDOWNS	30	30
Rushing	10	11
Passing	15	15
Returns	5	4

SCORE BY PERIODS	Q1	Q2	Q3	Q4	OT	PTS
REDSKINS	79	92	63	66	0	300
Opponents	32	103	40	80	0	255

SCORING	TD	Ru	Pa	Rt	PAT	FG	S	TP
Lohmiller	0	0	0	0	30/30	30/40	0	120
Byner	7	6	1	0	0/0	0/0	0	42
Clark	5	0	5	0	0/0	0/0	0	30
REDSKINS	30	10	15	5	30/30	30/40	0	300
Opponents	30	11	15	4	29/30	14/21	2	255

RUSHING	No.	Yards	Avg.	Lg	TD
Byner	262	998	3.8	23	6
Ervins	151	495	3.3	25	2
Mitchell	6	70	11.7	33	0
REDSKINS	483	1,727	3.6	33	10
Opponents	406	1,696	4.2	36	11

RECEIVING	No.	Yards	Avg.	Lg	TD
Clark	64	912	14.3	47	5
Sanders	51	707	13.9	62t	3
Monk	46	644	14.0	49t	3
REDSKINS	272	3,339	12.3	62t	15
Opponents	258	3,021	11.7	89t	15

INTERCEPTIONS	No.	Yards	Avg.	Lg	TD
Edwards	6	157	26.2	53t	1
Mayhew	3	58	19.3	33	0
Gouveia	3	43	14.3	28	0
REDSKINS	23	485	21.1	65	2
Opponents	17	318	18.7	49	2

PUNTING	No.	Yards	Avg.	Net	TB	In	Lg	Blk
Goodburn	64	2,555	39.9	32.7	5	17	66	1
REDSKINS	65	2,555	39.3	32.7	5	17	66	1
Opponents	73	3,128	42.8	37.2	3	18	58	0

PUNT RETURNS	Ret	FC	Yards	Avg.	Lg	TD
Mitchell	29	9	271	9.3	84t	1
REDSKINS	37	12	355	9.6	84t	2
Opponents	27	13	332	12.3	79t	1

KICKOFF RETURNS	No.	Yards	Avg.	Lg	TD
Mitchell	23	492	21.4	47	0
REDSKINS	48	973	20.3	47	0
Opponents	54	1,074	19.9	99t	1

FIELD GOALS	1-19	20-29	30-39	40-49	50+
Lohmiller	2/2	9/9	9/15	8/12	2/2
Opponents	1/1	5/7	2/3	5/8	1/2

DEFENSE	T	S	A	TFL	PD	FF	FR
Gouveia	169	90	75	4	3	3	0
Edwards	168	81	86	1	8	1	0
Marshall	138	90	39	9	15	3	2

SACKS: Tim Johnson 6.0, Wilber Marshall 6.0, Jumpy Geathers 5.0, Charles Mann 4.5, Fred Stokes 3.5, Jason Buck 3.0, Monte Coleman 3.0, Andre Collins 2.0, Bobby Wilson 2.0, Shane Collins 1.0, Danny Copeland 1.0, Kurt Gouveia 1.0, Alvoid Mays 1.0

NOTABLE Record (Finish): 9-7 (3rd NFC East)

National Honors: LB Wilber Marshall: PFWA All-Pro, AP All-Pro, All-NFL, UPI All-NFC, Pro Bowl; FS Brad Edwards: UPI All-NFC

Starters: Offense: WR Gary Clark (14), WR Ricky Sanders (5), TE Ron Middleton (12), TE Don Warren (10), HB Terry Orr (7), WR Art Monk (14), TE James Jenkins (1), WR Desmond Howard (1), LT Jim Lachey (10), LT Moe Elewonibi (4), LT/RT Ed Simmons (1/10), LT/LG/C Raleigh McKenzie (1/5/10), LG/RT Joe Jacoby (4/5), LG/RT Ray Brown (7/1), C Jeff Bostic (4), C Matt Elliott (2), RG Mark Schlereth (16), QB Mark Rypien (16), RB Ernest Byner (16)

Defense: LE Charles Mann (16), LT Bobby Wilson (5), LT Eric Williams (6), LT Jason Buck (5), RT Tim Johnson (16), RE Fred Stokes (10), RE Shane Collins (6), LLB Wilber Marshall (16), MLB Kurt Gouveia (14), MLB John Brantley (2), RLB Andre Collins (14), RLB Tony Barker (2), LCB Martin Mayhew (10), LCB Alvoid Mays (2), LCB Todd Bowles (1), LCB/RCB AJ Johnson (3/8), RCB Darrell Green (7), SS Danny Copeland (13), SS Todd Bowles (3), FS Brad Edwards (16)

PASSING	Att	Comp	Yards	Cmp%	Yards/Att	TD	TD%	Int	Int%	Long	Sack/Lost	Rating
Rypien	479	269	3,282	56.2	6.8	13	2.7	17	3.5	62	23/176	71.7
REDSKINS	485	272	3,339	56.1	6.8	15	3.1	17	3.5	62	23/176	71.7
Opponents	466	258	3,021	55.4	6.4	15	3.2	23	4.9	89	39/279	65.4

YEARLY STATS

1993 [4-12] // COACH RICHIE PETITBON

Date	Day	Score	Opponent	Yards
Sept. 6	W	35-16	Dallas	56,345
Sept. 12	L	10-17	Phoenix	53,525
Sept. 19	L	31-34	at Philadelphia	65,435
Oct. 4	L	10-17	at Miami	68,568
Oct. 10	L	7-41	New York Giants	53,715
Oct. 17	L	6-36	at Phoenix	48,143
Nov. 1	L	10-24	at Buffalo	79,106
Nov. 7	W	30-24	Indianapolis	50,523
Nov. 14	L	6-20	at New York Giants	76,606
Nov. 21	L	6-10	at Los Angeles Rams	45,546
Nov. 28	L	14-17	Philadelphia	46,663
Dec. 5	W	23-17	at Tampa Bay	49,035
Dec. 11	L	0-3	New York Jets	47,970
Dec. 19	W	30-17	Atlanta	50,192
Dec. 26	L	3-38	at Dallas	64,497
Dec. 31	L	9-14	Minnesota	42,836

	Redskins	Opponents
TOTAL FIRST DOWNS	304	304
Rushing	92	127
Passing	143	157
Penalty	20	20
POSSESSION AVG.	27:58	32:02
TOTAL NET YARDS	4,273	5,499
Avg. Per Game	267.1	343.6
Total Plays	969	1,027
Avg. Per Play	4.4	5.4
NET YARDS RUSHING	1,728	2,112
Avg. Per Game	107.9	131.9
Total Rushes	396	513
NET YARDS PASSING	2,545	3,387
Avg. Per Game	159.1	211.6
Sacked/Yards Lost	40/219	31/197
Gross Yards	2,764	3,584
Attempts/Completions	533/287	483/291
Completion Pct.	53.8	60.2
Had Intercepted	21	17
PUNT/AVERAGE	83/43.9	73/41.1
NET PUNTING AVG.	37.4	36.6
PENALTIES/YARDS	90/597	100/782
FUMBLES/LOST	24/10	25/14
TOUCHDOWNS	26	42
Rushing	11	14
Passing	11	24
Returns	4	4

	Q1	Q2	Q3	Q4	OT	PTS
SCORE BY PERIODS						
REDSKINS	23	77	59	71	0	230
Opponents	81	92	69	103	0	345

	TD	Ru	Pa	Rt	PAT	FG	S	TP
SCORING								
Lohmiller	0	0	0	0	24/26	16/28	0	72
Sanders	4	0	4	0	0/0	0/0	0	24
Brooks	3	3	0	0	0/0	0/0	0	18
McGee	3	0	3	0	0/0	0/0	0	18
Mitchell	3	3	0	0	0/0	0/0	0	18
Rypien	3	3	0	0	0/0	0/0	0	18
REDSKINS	26	11	11	4	24/26	16/28	1	230
Opponents	42	14	24	4	40/42	17/22	1	345

	No.	Yards	Avg.	Lg	TD
RUSHING					
Brooks	233	1,063	4.8	85t	3
Mitchell	63	246	3.9	29t	3
Ervins	50	201	4.0	18	0
REDSKINS	396	1,728	4.4	85t	11
Opponents	513	2,112	4.1	35	14

	Att	Comp	Yards	Cmp%	Yards/Att	TD	TD%	Int	Int%	Long	Sack/Lost	Rating
PASSING												
Rypien	319	166	1,514	52.0	4.7	4	1.3	10	3.1	43	16/87	56.3
Gannon	125	74	704	59.2	5.6	3	2.4	7	5.6	54	16/87	59.6
Conklin	87	46	496	52.9	5.7	4	4.6	3	3.4	34	8/45	70.9
REDSKINS	533	287	2,764	53.8	5.1	11	2.1	21	3.9	54	40/219	59.0
Opponents	483	291	3,583	60.2	7.4	24	5.0	17	3.5	80	31/197	85.1

	No.	Yards	Avg.	Lg	TD
RECEIVING					
Sanders	58	638	11.0	50	4
Monk	41	398	9.7	29	2
McGee	39	500	12.8	54	3
REDSKINS	287	2,764	9.6	54	11
Opponents	291	3,584	12.3	80t	24

	No.	Yards	Avg.	Lg	TD
INTERCEPTIONS					
Carter	6	54	9.0	29	0
Green	4	10	2.5	6	0
REDSKINS	17	241	14.2	69t	2
Opponents	21	209	10.0	30	2

	No.	Yards	Avg.	Net	TB	In	Lg	Bk
PUNTING								
Roby	78	3,447	44.2	37.2	10	25	60	0
REDSKINS	83	3,644	43.9	37.4	10	28	60	0
Opponents	73	2,995	41.0	36.6	4	20	65	0

	Ret	FC	Yards	Avg.	Lg	TD
PUNT RETURNS						
Mitchell	29	7	193	6.7	48	0
REDSKINS	35	8	245	7.0	48	0
Opponents	34	23	343	10.1	62t	2

	No.	Yards	Avg.	Lg	TD
KICKOFF RETURNS					
Mitchell	33	678	20.5	68	0
Howard	21	405	19.3	33	0
REDSKINS	59	1,166	19.8	68	0
Opponents	36	722	20.1	43	0

	1-19	20-29	30-39	40-49	50+
FIELD GOALS					
Lohmiller	2/2	4/4	8/12	1/4	1/6
Opponents	0/0	6/7	4/5	6/7	1/3

	T	S	A	TFL	PD	FF	FR
DEFENSE							
Gouveia	174	83	88	3	5	2	0
Edwards	150	89	61	0	2	0	1
Copeland	129	64	63	2	3	0	0

SACKS: Monte Coleman 6.0, Andre Collins 6.0, Sterling Palmer 4.5, Tim Johnson 4.0, Al Noga 4.0, Bobby Wilson 2.0, Kurt Gouveia 1.5, Carl Banks 1.0, Jeff Faulkner 1.0, Charles Mann 1.0

NOTABLE Record (Finish): 4-12 (5th NFC East)

National Honors: RB Reggie Brooks: PFWA All-Rookie

Starters: Offense: WR Tim McGee (12), WR Art Monk (5), LT Mo Elewonibi (15), LT Joe Jacoby (1), LG/RT Ray Brown (11/3), LG/C/RG Raleigh McKenzie (3/6/6), LG/RG Vernice Smith (2/1), C Jeff Bostic (10), RG Mark Schlereth (8), RT Ed Simmons (13), TE Ron Middleton (16), TE James Jenkins (4), WR Ricky Sanders (11), WR Desmond Howard (5), QB Mark Rypien (10), QB Cary Conklin (2), QB Rich Gannon (4), RB/HB Earnest Byner (2/1), RB Brian Mitchell (4), HB Frank Wycheck (6), RB Reggie Brooks (11)

Defense: LE Charles Mann (11), LE/LT/RE Jason Buck (1/1/1), LE Al Noga (4), LT Eric Williams (4), LT/RT Bobby Wilson (8/1), LT Jeff Faulkner (3), RT Tim Johnson (15), RE Shane Collins (5), RE Sterling Palmer (10), LLB Carl Banks (15), LLB/RLB Monte Coleman (1/3), MLB Kurt Gouveia (16), RLB Andre Collins (13), LCB AJ Johnson (3), LCB Tom Carter (11), LCB Alvoid Mays (2), RCB Darrell Green (16), SS Danny Copeland (14), SS Todd Bowles (2), FS Brad Edwards (16)

YEARLY STATS

1994 [3-13] // COACH NORV TURNER

Sept. 4	L	7-28	Seattle	52,930
Sept. 11	W	38-24	at New Orleans	58,049
Sept. 18	L	23-31	at New York Giants	77,298
Sept. 25	L	20-27	Atlanta	53,238
Oct. 2	L	7-34	Dallas	55,394
Oct. 9	L	17-21	at Philadelphia	63,947
Oct. 16	L	16-19 (OT)	Arizona	50,019
Oct. 23	W	41-27	at Indianapolis	57,879
Oct. 30	L	29-31	Philadelphia	53,530
Nov. 6	L	22-37	San Francisco	54,335
Nov. 20	L	7-31	at Dallas	64,644
Nov. 27	L	19-21	New York Giants	43,384
Dec. 4	L	21-26	at Tampa Bay	45,121
Dec. 11	L	15-17	at Arizona	53,790
Dec. 18	L	14-17	Tampa Bay	47,315
Dec. 24	W	24-21	at Los Angeles Rams	25,705

TOTAL FIRST DOWNS		Redskins	Opponents
Rushing		269	331
Passing		79	129
Penalty		166	182
		24	20
POSSESSION AVG.		26:55	33:05
TOTAL NET YARDS		4,793	5,609
Avg. Per Game		299.6	350.6
Total Plays		974	1,080
Avg. Per Play		4.9	5.2
NET YARDS RUSHING		1,415	1,975
Avg. Per Game		88.4	123.4
Total Rushes		407	556
NET YARDS PASSING		3,378	3,634
Avg. Per Game		211.1	227.1
Sacked/Yards Lost		21/146	28/165
Gross Yards		3,524	3,799
Attempts/Completions		546/271	496/300
Completion Pct.		49.6	60.5
Had Intercepted		27	17
PUNT/AVERAGE		82/44.4	87/40.3
NET PUNTING AVG.		36.1	33.0
PENALTIES/YARDS		88/730	98/839
FUMBLES/LOST		21/13	21/6
TOUCHDOWNS		37	52
Rushing		5	24
Passing		25	22
Returns		7	6

SCORE BY PERIODS		Q1	Q2	Q3	Q4	OT	PTS
Redskins		44	137	62	77	0	320
Opponents		95	128	81	105	3	412

SCORING		TD	Ru	Pa	Rt	PAT	FG	2-Pt.	TP
Lohmiller		0	0	0	0	30/32	20/28	0	90
Ellard		6	0	6	0	0/0	0/0	0	36
Howard		5	0	5	0	0/0	0/0	0	32
Ervins		4	3	1	0	0/0	0/0	0	24
Jenkins		4	0	4	0	0/0	0/0	0	24
Redskins		37	5	25	7	30/32	20/28	1	320
Opponents		52	24	22	6	47/47	17/28	0	412

RUSHING		No.	Yards	Avg.	Lg	TD
Ervins		185	650	3.5	49	3
Mitchell		78	311	4.0	33	0
Brooks		100	297	3.0	15	2
Redskins		407	1,415	3.5	49	5
Opponents		556	1,975	3.6	38	24

PASSING		Att	Comp	Yards	Cmp%	Yards/Att	TD	TO	Int	Int%	Long	Sack/Lost	Rating	
Shuler		265	120	1,658	45.3	6.2	10	10	3.8	12	4.5	81	12/83	59.6
Friesz		180	105	1,266	58.3	7.0	10	10	5.6	9	5.0	73	6/45	77.7
Frerotte		100	46	600	46.0	6.0	5	5	5.0	5	5.0	51	3/18	61.3
Redskins		546	271	3,534	49.6	6.4	25	4.6	27	4.9	81	21/146		65.0
Opponents		496	300	3,799	60.5	7.6	22	4.4	17	3.4	85	28/165		84.9

RECEIVING		No.	Yards	Avg.	Lg	TD
Ellard		74	1,397	18.9	73t	6
Ervins		51	293	5.7	21	1
Howard		40	727	18.2	81t	5
Redskins		271	3,524	13.0	81t	25
Opponents		300	3,799	12.7	85t	22

INTERCEPTIONS		No.	Yards	Avg.	Lg	TD
A. Collins		4	150	37.5	92	t2
Carter		3	58	19.3	40	0
Bayless		3	38	12.7	19	0
Green		3	32	10.7	27t	1
Redskins		17	326	19.2	92t	3
Opponents		27	482	17.9	73t	4

PUNTING		No.	Yards	Avg.	Net	TB	In	Lg	Bk
Roby		82	3,639	44.4	36.1	12	21	65	0
Opponents		87	3,506	40.3	33.0	9	27	59	0

PUNT RETURNS		Ret	FC	Yards	Avg.	Lg	TD
Mitchell		32	24	452	14.1	78t	2
Opponents		45	11	441	9.8	83t	1

KICKOFF RETURNS		No.	Yards	Avg.	Lg	TD
Mitchell		58	1,478	25.5	86	0
Redskins		71	1,685	23.7	86	0
Opponents		62	1,389	22.4	96t	1

FIELD GOALS		1-19	20-29	30-39	40-49	50+
Lohmiller		0/0	9/11	5/6	5/8	1/3
Opponents		0/0	7/7	6/9	2/8	2/4

DEFENSE		T	S	A	TFL	PD	FF	FR
A. Collins		171	99	65	7	5	2	1
Stowe		157	80	73	4	0	1	0
Harvey		130	74	47	9	3	4	1

SACKS: Ken Harvey 13.5, Tony Woods 4.5, Bobby Wilson 2.5, Leonard Marshall 2.0, Andre Collins 1.5, Tim Johnson 1.0, Dexter Nottage 1.0, Sterling Palmer 1.0, Monte Coleman 0.5, Lamont Hollinquest 0.5

NOTABLE Record (Finish): 3-13 (5th NFC East)

National Honors: P Reggie Roby: First Team AP, Pro Bowl; KR Brian Mitchell: Second Team AP; LB Ken Harvey: Second Team AP, Pro Bowl

Starters: Offense: WR Desmond Howard (15), LT Jim Lachey (13), LG/LT Ray Brown (14/2), C/RG/LG Raleigh McKenzie (4/10/2), RG Mark Schlereth (4), RT Ed Simmons (16), TE Ethan Horton (15), TE James Jenkins (3), QB John Friesz (4), QB Heath Shuler (8), QB Gus Frerotte (4), RB Reggie Brooks (5), RB Ricky Ervins (10), RB/FB Brian Mitchell (1/6), FB Cedric Smith (8), FB Frank Wycheck (1)

Defense: LE Tony Woods (15), LT Bobby Wilson (9), LT/RT Lamar Mills (1/3), LT Leonard Marshall (3), LT Marc Boutte (3), RE Sterling Palmer (16), LLB Ken Harvey (16), MLB Tyrone Stowe (15), MLB Kurt Gouveia (1), RLB Andre Collins (16), LCB Tom Carter (16), RCB Darrell Green (16), SS Martin Bayless (15), Keith Taylor (1), FS Darryl Morrison (16)

YEARLY STATS

1995 (6-10) // COACH NORV TURNER

Date	Day	Score	Opponent	Points
Sept. 3	W	27-7	Arizona	52,731
Sept. 10	L	8-20	Oakland	54,548
Sept. 17	L	31-38	at Denver	71,930
Sept. 24	L	6-14	at Tampa Bay	49,234
Oct. 1	W	27-23	Dallas	55,489
Oct. 8	L	34-37 [OT]	at Philadelphia	65,498
Oct. 15	L	20-24	at Arizona	42,370
Oct. 22	W	36-30 [OT]	Detroit	52,332
Oct. 29	L	15-24	New York Giants	53,310
Nov. 5	L	3-24	at Kansas City	77,821
Nov. 19	L	20-27	Seattle	51,298
Nov. 26	L	7-14	Philadelphia	50,539
Dec. 3	W	24-17	at Dallas	64,866
Dec. 10	L	13-20	at New York Giants	48,247
Dec. 17	W	35-23	at St. Louis	63,760
Dec. 24	W	20-17	Carolina	42,903

	Redskins	Opponents
TOTAL FIRST DOWNS		
Rushing	297	323
Passing	105	127
Penalty	169	182
POSSESSION AVG.	28:42	31:18
TOTAL NET YARDS	5,184	5,400
Avg. Per Game	324.0	337.5
Total Plays	1,026	1,059
Avg. Per Play	5.1	5.1
NET YARDS RUSHING	1,956	2,132
Avg. Per Game	122.3	133.3
Total Rushes	469	483
NET YARDS PASSING	3,228	3,268
Avg. Per Game	201.8	204.3
Sacked/Yards Lost	36/268	30/135
Gross Yards	3,496	3,403
Attempts/Completions	521/265	546/338
Completion Pct.	50.9	61.9
Had Intercepted	20	16
PUNT/AVERAGE	74/42.4	72/41.4
NET PUNTING AVG.	37.7	35.1
PENALTIES/YARDS	78/563	100/780
FUMBLES/LOST	24/10	31/18
TOUCHDOWNS	35	42
Rushing	15	18
Passing	16	20
Returns	4	4

	Q1	Q2	Q3	Q4	OT	PTS
SCORE BY PERIODS						
REDSKINS	59	90	85	86	6	326
Opponents	65	126	48	117	3	359

	TD	Ru	Pa	Rt	PAT	FG	2-Pt.	TP
SCORING								
Murray	0	0	0	0	33/33	27/36	0	114
Allen	11	10	1	0	0/0	0/0	0	66
REDSKINS	35	15	16	4	33/33	27/36	1	326
Opponents	42	18	20	4	39/40	22/27	0	359

	No.	Yards	Avg.	Lg	TD
RUSHING					
Allen	338	1,309	3.9	28	10
Mitchell	46	301	6.5	36t	1
REDSKINS	489	1,956	4.2	58t	15
Opponents	483	2,132	4.4	55t	18

	Att	Comp	Yards	Cmp%	Yards/Att	TD	TD%	Int	Int%	Long	Sack/Lost	Rating
PASSING												
Frerotte	396	199	2,751	50.3	6.9	13	3.3	13	3.3	73	23/192	70.2
Shuler	125	66	745	52.8	5.9	3	2.4	7	5.6	44	13/76	55.6
REDSKINS	521	265	3,496	50.9	6.7	16	3.1	20	3.8	73	36/268	66.7
Opponents	546	338	3,403	61.9	6.2	20	3.7	16	2.9	59	30/135	79.6

	No.	Yards	Avg.	Lg	TD
RECEIVING					
Ellard	56	1,005	17.9	59	5
Mitchell	38	324	8.5	22t	1
Westbrook	34	522	15.4	45	1
REDSKINS	265	3,496	13.2	73t	16
Opponents	338	3,403	10.1	59t	20

	No.	Yards	Avg.	Lg	TD
INTERCEPTIONS					
Carter	4	116	29.0	51t	1
Green	3	42	14.0	22	1
Richard	3	24	8.0	24	0
REDSKINS	16	250	15.6	51t	2
Opponents	20	338	16.9	75t	3

	No.	Yards	Avg.	Net	TB	In	Lg	Blk
PUNTING								
Turk	74	3,140	42.4	37.7	9	29	60	0
Opponents	72	2,984	41.4	35.1	7	25	60	1

	Ret	FC	Yards	Avg.	Lg	TD
PUNT RETURNS						
Mitchell	25	15	315	12.6	59t	1
REDSKINS	26	15	315	12.1	59t	1
Opponents	26	13	173	6.7	35	0

	No.	Yards	Avg.	Lg	TD
KICKOFF RETURNS					
Mitchell	55	1,408	25.6	59	0
REDSKINS	69	1,646	23.9	59	0
Opponents	70	1,434	20.5	91t	1

	1-19	20-29	30-39	40-49	50+
FIELD GOALS					
Murray	1/1	9/9	10/13	6/11	1/2
REDSKINS	1/1	9/9	10/13	6/11	1/2
Opponents	1/1	5/5	10/10	6/7	0/4

	T	S	A	TFL	PD	FF	FR
DEFENSE							
Patton	103	54	4	161	2	4	1
Stephens	77	75	4	153	4	2	1
Harvey	78	38	16	132	5	3	2

SACKS: Ken Harvey 7.5, Sterling Palmer 4.5, Tim Johnson 3.0, Rich Owens 3.0, Marc Boutte 2.0, William Gaines 2.0, Marcus Patton 2.0, Tony Woods 2.0, Mike Flores 1.0, Keith Taylor 1.0, Scott Turner 1.0

NOTABLE RECORD (Finish): 6-10 (3rd NFC East)

National Honors: KR Brian Mitchell: Pro Bowl, First Team AP, College & Pro Football Weekly, PFWA, Second Team Football Digest, The Sporting News, USA Today, Second Team Football News; LB Ken Harvey: Pro Bowl, First Team Sports Illustrated, USA Today, Second Team AP, Football Digest, Football News, UPI All-NFC; RB Terry Allen: Second Team UPI All-NFC

Starters: Offense: WR Michael Westbrook (9), WR Leslie Shepherd (4), WR Olanda Truitt (2), LT Jim Lachey (3), LT Joe Patton (13), LG Ray Brown (16), C John Gesek (12), C Vernice Smith (2), C Cory Raymer (2), RG Tré Johnson (9), G John Gesek (4), G Vernice Smith (3), RT Ed Simmons (16), TE Scott Galbraith (16), TE James Jenkins (4), TE Jamie Asher (2), TE Coleman Bell (1), WR Henry Ellard (15), WR Tydus Winans (1), QB Gus Frerotte (11), QB Heath Shuler (5), RB Terry Allen (16), FB Marc Logan (10), FB Brian Mitchell (1)

Defense: LE Tony Woods (16), LT Marc Boutte (16), RT William Gaines (11), RT Tim Johnson (5), RE Sterling Palmer (13), RE Rich Owens (3), LLB Ken Harvey (16), MLB Rod Stephens (16), RLB Marcus Patton (16), LCB Tom Carter (16), RCB Darrell Green (16), SS James Washington (12), SS Keith Taylor (4), FS Stanley Richard (16)

YEARLY STATS

1996 [9-7] // COACH NORV TURNER

Date	Result	Score	Opponent	Yards
Sept. 1	L	14-17	Philadelphia	53,415
Sept. 8	W	10-3	Chicago	52,711
Sept. 15	W	31-10	at New York Giants	71,693
Sept. 22	W	17-10	at St. Louis	62,303
Sept. 29	W	31-16	New York Jets	52,068
Oct. 13	W	27-22	at New England	59,638
Oct. 20	W	31-21	New York Giants	52,638
Oct. 27	W	31-16	Indianapolis	54,254
Nov. 3	L	13-38	at Buffalo	78,002
Nov. 10	L	34-37 (OT)	Arizona	51,929
Nov. 17	W	26-21	at Philadelphia	66,834
Nov. 24	L	16-19 (OT)	San Francisco	54,235
Nov. 28	L	10-21	at Dallas	64,955
Dec. 8	L	10-24	at Tampa Bay	44,733
Dec. 15	L	26-27	at Arizona	34,260
Dec. 22	W	37-10	Dallas	65,454

Category	Redskins	Opponents
TOTAL FIRST DOWNS	307	358
Rushing	106	146
Passing	174	191
Penalty	27	21
POSSESSION AVG.	27:32	32:28
TOTAL NET YARDS	5,229	5,723
Avg. Per Game	326.8	357.7
Total Plays	960	1,114
Avg. Per Play	5.4	5.1
NET YARDS RUSHING	1,910	2,275
Avg. Per Game	119.4	142.2
Total Rushes	467	520
NET YARDS PASSING	3,319	3,655
Avg. Per Game	207.4	215.5
Sacked/Yards Lost	22/134	34/207
Gross Yards	3,453	3,655
Attempts/Completions	471/270	560/325
Completion Pct.	57.3	58.0
Had Intercepted	11	21
PUNT/AVERAGE	77/45.1	68/44.0
NET PUNTING AVG.	38.9	36.4
PENALTIES/YARDS	95/740	102/867
FUMBLES/LOST	21/7	27/9
TOUCHDOWNS	41	33
Rushing	27	20
Passing	12	20
Returns	2	1

Score by Periods	Q1	Q2	Q3	Q4	OT	PTS
REDSKINS	56	123	97	88	0	364
Opponents	39	110	68	89	6	312

Scoring	TD	Ru	Pa	Rt	PAT	FG	2-Pt.	TP
Allen	21	21	0	0	0/0	0/0	0	126
Blanton	0	0	0	0	40/40	26/32	0	118
Shepherd	5	2	3	0	0/0	0/0	0	30
Asher	4	0	4	0	0/0	0/0	0	24
REDSKINS	41	27	12	2	40/40	26/32	0	364
Opponents	33	20	12	1	31/31	27/38	0	312

Rushing	No.	Yards	Avg.	Lg	TD
Allen	347	1,353	3.9	49t	21
Mitchell	39	193	4.9	32	0
Davis	23	139	6.0	39t	2
REDSKINS	467	1,910	4.1	49t	27
Opponents	520	2,275	4.4	57	20

RECEIVING	No.	Yards	Avg.	Lg	TD
Ellard	52	1,014	19.5	51	2
Asher	42	481	11.5	34	4
Westbrook	34	505	14.9	45	1
REDSKINS	270	3,453	12.8	52t	12
Opponents	325	3,655	11.2	64t	12

INTERCEPTIONS	No.	Yards	Avg.	Lg	TD
Carter	5	24	4.8	24	0
Green	3	84	28.0	68t	1
Richard	3	47	15.7	42	0
REDSKINS	21	214	10.2	68t	1
Opponents	11	154	14.0	40t	0

PUNTING	No.	Yards	Avg.	Net	TB	In	Lg	Blk
Turk	75	3,386	45.1	39.2	11	25	63	0
REDSKINS	77	3,470	45.1	38.9	12	25	63	0
Opponents	68	2,990	44.0	36.4	13	15	72	0

PUNT RETURNS	Ret	FC	Yards	Avg.	Lg	TD
Mitchell	23	16	258	11.2	71	0
Opponents	35	5	235	6.7	28	0

KICKOFF RETURNS	No.	Yards	Avg.	Lg	TD
Mitchell	56	1,258	22.5	50	0
REDSKINS	65	1,401	21.6	50	0
Opponents	76	1,610	21.2	63	0

FIELD GOALS	1-19	20-29	30-39	40-49	50+
Blanton	2/2	13/13	7/7	2/7	2/3
Opponents	3/3	9/9	10/14	4/10	1/2

DEFENSE	T	S	A	TFL	PD	FF	FR
M. Patton	181	99	76	6	6	2	1
Stephens	167	87	71	9	6	0	1
Harvey	123	75	39	9	2	1	2

SACKS: Rich Owens 11.0, Ken Harvey 9.0, Dexter Nottage 5.0, Sean Gilbert 3.0, Marcus Patton 2.0, Rod Stephens 1.0, Tony Woods 1.0, Sterling Palmer 1.0, Brian Walker 1.0

NOTABLE Record (Finish): 6-10 (3rd NFC East)

National Honors: RB Terry Allen: Pro Bowl, UPI All-NFC, AP All-Pro; G Bob Dahl: UPI All-NFC; QB Gus Frerotte: Pro Bowl; CB Darrell Green: Pro Bowl; LB Ken Harvey: Pro Bowl, UPI All-NFC; P Matt Turk: Pro Bowl, AP All-Pro, College & Pro Football Newsweekly, Football Digest All-Pro, Football News All-NFC, UPI All-NFC

Starters: Offense: WR Henry Ellard (16), LT/LG/RG Joe Patton (15/1/1); LT Shar Pourdanesh (3); LG Tré Johnson (15); C Jeff Uhlenhake (11); C Cory Rayment (5); RG Bob Dahl (15); TE Jamie Asher (12); TE Scott Galbraith (6); TE James Jenkins (6); WR Leslie Shepherd (6); WR Michael Westbrook (6); WR Bill Brooks (2); QB Gus Frerotte (16); RB Terry Allen (16); FB Marc Logan (9); FB Brian Mitchell (1)

Defense: LE Tony Woods (7); LE Sterling Palmer (6); LE Dexter Nottage (3); LT Marc Boutte (10); LT William Gaines (6); RT Sean Gilbert (16); RE Rich Owens (16); LLB Ken Harvey (16); MLB Rod Stephens (15); MLB Patrice Alexander (1); RLB Marcus Patton (16); LCB Tom Carter (16); RCB Darrell Green (16); SS/FS Darryl Morrison (11/1); Brian Walker (4); Darryl Pounds (1); FS Stanley Richard (15)

PASSING	Att	Comp	Yards	Cmp%	Yards/Att	TD	TD%	Int	Int%	Long	Sack/Lost	Rating
Frerotte	470	270	3,453	57.4	7.3	12	2.6	11	2.3	52	22/134	79.3
REDSKINS	471	270	3,453	57.3	7.3	12	2.5	11	2.3	52	22/134	79.2
Opponents	560	235	3,655	58.0	6.5	12	2.1	21	3.8	64	34/207	69.2

YEARLY STATS

1997 [8-7-1] // COACH NORV TURNER

Date	W/L	Score	Opponent	Points
Aug. 31	W	24-10	at Carolina	72,633
Sept. 7	L	13-14	at Pittsburgh	58,059
Sept. 14	W	19-13 (OT)	Arizona	78,270
Sept. 28	W	24-13	Jacksonville	74,421
Oct. 5	L	10-24	at Philadelphia	67,008
Oct. 13	W	21-16	Dallas	76,159
Oct. 19	L	14-28	at Tennessee	31,042
Oct. 26	L	17-20	Baltimore	75,067
Nov. 2	W	31-8	at Chicago	53,032
Nov. 9	W	30-7	Detroit	75,261
Nov. 16	L	14-17	at Dallas	75,261
Nov. 23	T	7-7 (OT)	New York Giants	75,703
Nov. 30	L	20-23	St. Louis	74,772
Dec. 7	W	38-28	at Arizona	41,537
Dec. 13	L	10-30	at New York Giants	77,571
Dec. 21	W	35-32	Philadelphia	75,939

TOTAL FIRST DOWNS		Redskins	Opponents
Rushing		300	292
Passing		86	129
Penalty		192	149
		22	14
POSSESSION AVG.		29:27	30:33
TOTAL NET YARDS		4,998	5,030
Avg. Per Game		312.4	314.4
Total Plays		1,033	1,058
Avg. Per Play		4.8	4.8
NET YARDS RUSHING		1,615	2,212
Avg. Per Game		100.9	138.8
Total Rushes		453	508
NET YARDS PASSING		3,383	2,818
Avg. Per Game		211.4	176.1
Sacked/Yards Lost		33/198	37/280
Gross Yards		3,581	3,098
Attempts/Completions		547/282	513/267
Completion Pct.		51.7	52.0
Had Intercepted		20	16
PUNT/AVERAGE		85/44.6	95/42.5
NET PUNTING AVG.		39.2	35.3
PENALTIES/YARDS		78/639	96/849
FUMBLES/LOST		21/7	36/14
TOUCHDOWNS		40	32
Rushing		12	15
Passing		22	14
Returns		6	3

SCORE BY PERIODS	Q1	Q2	Q3	Q4	OT	PTS
REDSKINS	62	101	80	78	6	327
Opponents	64	74	53	98	0	289

SCORING	TD	Ru	Pa	Rt	PAT	FG	2-pt.	TP
Blanton	0	0	0	0	34/34	16/24	0	82
Allen	5	4	1	0	0/0	0/0	0	30
Shepherd	5	0	5	0	0/0	0/0	0	30
REDSKINS	40	12	22	6	39/39	16/24	0	327
Opponents	32	15	14	3	28/28	21/25	0	289

RUSHING	No.	Yards	Avg.	Lg	TD
Allen	210	724	3.4	34	4
Davis	141	567	4.0	18	3
Mitchell	23	107	4.7	26	1
REDSKINS	453	1,615	3.6	34	12
Opponents	508	2,212	4.4	51t	15

PASSING	Att	Comp	Yards	Cmp%	Yards/Att
Frerotte	402	204	2,682	50.7	6.6
Hostetler	144	79	899	54.9	6.2
REDSKINS	547	283	3,581	51.7	6.5
Opponents	513	267	3,098	52.0	6.0

RECEIVING	No.	Yards	Avg.	Lg	TD
Asher	49	474	9.7	24	1
Mitchell	36	438	12.2	69	1
Westbrook	34	559	16.4	40t	3
Bowie	34	388	11.4	39t	2
REDSKINS	283	3,581	12.7	69	22
Opponents	267	3,098	11.6	52	14

INTERCEPTIONS	No.	Yards	Avg.	Lg	TD
Dishman	4	47	11.8	29t	1
Richard	4	28	7.0	23	0
REDSKINS	16	222	13.9	83t	3
Opponents	22	262	11.9	35t	1

PUNTING	No.	Yards	Avg.	Net	TB	In	Lg	Bk
Turk	84	3,788	45.1	39.2	11	32	62	1
Opponents	95	4,038	42.5	35.3	12	33	59	0

PUNT RETURNS	Ret	FC	Yards	Avg.	Lg	TD
Mitchell	38	23	442	11.6	63t	1
Opponents	33	18	237	7.2	37	0

KICKOFF RETURNS	No.	Yards	Avg.	Lg	TD
Mitchell	47	1,094	23.3	97t	1
REDSKINS	59	1,283	21.7	97t	1
Opponents	67	1,515	22.6	57	0

FIELD GOALS	1-19	20-29	30-39	40-49	50+
Blanton	2/2	4/4	5/6	4/8	1/4
Opponents	1/1	6/6	7/8	6/8	1/2

DEFENSE	T	S	A	TFL	PD	FF	FR
Richard	181	125	55	1	12	0	1
Patton	175	129	43	3	4	4	1
Campbell	162	110	47	5	11	1	1

SACKS: Ken Harvey 9.5, Marvuc Patton 4.0, Chris Mims 4.0, Greg Jones 4.0, Rich Owens 3.5, Jamal Duff 2.0, Derek Smith 2.0, Marc Boutte 2.0, Darryl Pounds 2.0, Chris Zorich 1.0, Cris Dishman 1.0, Kenard Lang 1.0, Team 1.0

NOTABLE RECORD (Finish): 8-7-1 (2nd NFC East)

National Honors: CB Cris Dishman: Pro Bowl; CB Darrell Green: Pro Bowl, College & Pro Football Weekly All-Pro; LB Ken Harvey: Pro Bowl; P Matt Turk: Pro Bowl, Sports Illustrated All-Pro, Pro Football Weekly All-NFC, The Sporting News All-Pro, Football News All-NFC, Football Digest All-NFL Second Team, USA Today All-Pro; LB Derek M. Smith: Football News All-Rookie

Starters: Offense: WR Michael Westbrook (9), WR Albert Connell (1), LT/RT Shar Pourdanesh (10/4), LT/LG Joe Patton (8/10), LG/RG Tré Johnson (6/5), C Jeff Uhlenhake (13), C Cory Raymer (3), RG Bob Dahl (8), RB Brad Badger (1), RT Ed Simmons (12), TE Jamie Asher (13), TE James Jenkins (5), TE Darryl Ashmore (2), WR Leslie Shepherd (9), WR Henry Ellard (11), QB Gus Frerotte (13), QB Jeff Hostetler (3), RB Terry Allen (10), RB Stephen Davis (6) FB Larry Bowie (12), FB Marc Logan (1), FB Brian Mitchell (1)

Defense: LE Kenard Lang (11), LE Jamal Duff (5), LT Chris Mims (7), LT Ryan Kuehl (5), LT/RT William Gaines (4/2), RT Marc Boutte (14), RE Rich Owens (15), RE Kelvin Kinney (1), LLB Ken Harvey (14), LLB Greg Jones (3), MLB Marvuc Patton (16), RLB Derek Smith (16), LCB Cris Dishman (15), RCB Darrell Green (16), SS Jesse Campbell (16), FS Stanley Richard (16)

	TD	TD%	Int	Int%	Long	Sack/Lost	Rating
REDSKINS	17	4.2	12	3.0	52	23/146	73.8
Opponents	5	3.5	10	6.9	69	10/52	58.5
REDSKINS	22	4.0	22	4.0	69	33/198	69.1
Opponents	14	2.7	16	3.1	52	37/280	66.7

YEARLY STATS

1998 [6-10] // COACH NORV TURNER

Sept. 6	L	24-31	at New York Giants	76,629
Sept. 14	L	10-45	San Francisco	76,798
Sept. 20	L	14-24	at Seattle	63,336
Sept. 27	L	16-38	Denver	71,880
Oct. 4	L	10-31	Dallas	72,284
Oct. 11	L	12-17	at Philadelphia	66,183
Oct. 18	L	7-41	at Minnesota	64,004
Nov. 1	W	21-14	New York Giants	67,976
Nov. 8	L	27-29	at Arizona	43,159
Nov. 15	W	28-3	Philadelphia	67,704
Nov. 22	L	42-45	Arizona	66,435
Nov. 29	W	29-19	at Oakland	41,409
Dec. 6	W	24-20	San Diego	65,713
Dec. 13	W	28-25	at Carolina	46,940
Dec. 19	W	20-16	Tampa Bay	66,309
Dec. 27	L	7-23	at Dallas	63,565

TOTAL FIRST DOWNS		Redskins	Opponents
Rushing		295	303
Passing		84	127
Penalty		186	152
3rd Down: Made/Att		25	24
3rd Down: Pct.		68/215	88/231
4th Down: Made/Att		31.6	38.1
4th Down: Pct.		5/15	6/15
POSSSESSION AVG.		33.3	40.0
TOTAL NET YARDS		28:34	31:26
Avg. Per Game		5,010	5,354
Total Plays		313.1	334.6
Avg. Per Play		1,027	1,057
NET YARDS RUSHING		4.9	5.1
Avg. Per Game		1,685	2,436
Total Rushes		105.3	152.3
NET YARDS PASSING		401	531
Avg. Per Game		3,325	2,918
Sacked/Yards Lost		207.8	182.4
Gross Yards		61/399	33/194
Attempts/Completions		3,724	3,112
Completion Pct.		565/304	493/281
Had Intercepted		53.8	57.0
PUNT/AVERAGE		14	13
NET PUNTING AVG.		97/43.5	92/43.1
PENALTIES/YARDS		38.5	35.2
FUMBLES/LOST		112/975	95/824
TOUCHDOWNS		40	50
Rushing		15	24
Passing		24	21
Returns		1	5

SCORE BY PERIODS	Q1	Q2	Q3	Q4	OT	PTS
REDSKINS	94	80	57	88	0	319
Opponents	92	133	93	103	0	421

SCORING	TD	Ru	Pa	Rt	PAT	FG	2-Pt.	TP
Blanchard	0	0	0	0	30/31	11/17	0	63
Shepherd	9	1	8	0	0/0	0/0	0	56
Hicks	8	8	0	0	0/0	0/0	0	48
REDSKINS	40	15	24	1	36/37	13/23	1	319
Opponents	50	24	21	5	46/46	23/28	1	421

RUSHING	No.	Yards	Avg.	Lg	TD
Allen	148	700	4.7	45	2
Hicks	122	433	3.5	28	8
REDSKINS	401	1,685	4.2	45	15
Opponents	531	2,436	4.6	55	24

RECEIVING	No.	Yards	Avg.	Lg	TD
Westbrook	44	736	16.7	75t	6
Mitchell	44	306	7.0	24	0
Shepherd	43	712	16.6	43t	8
REDSKINS	304	3,724	122.3	75t	24
Opponents	281	3,112	11.1	63	21

INTERCEPTIONS	No.	Yards	Avg.	Lg	TD
L. Evans	3	77	25.7	54	0
D. Green	3	36	12.0	36	0
REDSKINS	13	190	14.6	54	0
Opponents	14	169	12.1	55t	2

PUNTING	No.	Yards	Avg.	Net	TB	In	Lg	Bk
Turk	93	4,103	44.1	39.0	9	33	69	1
REDSKINS	97	4,216	43.5	38.9	9	34	69	1
Opponents	92	3,966	43.1	35.2	11	20	64	0

PUNT RETURNS	Ret	FC	Yards	Avg.	Lg	TD
Mitchell	44	18	506	11.5	47	0
Opponents	32	16	261	8.2	40	0

KICKOFF RETURNS	No.	Yards	Avg.	Lg	TD
Mitchell	59	1,337	22.7	101t	1
REDSKINS	70	1,512	21.6	101t	1
Opponents	61	1,569	25.7	90t	2

FIELD GOALS	1-19	20-29	30-39	40-49	50+
Blanchard	0/0	2/2	6/8	2/5	1/2
REDSKINS	0/0	2/2	7/10	3/9	1/2
Opponents	1/1	10/11	5/6	7/9	0/1

DEFENSE	T	S	A	TFL	PD	FF	FR
Patton	192	134	55	3	6	1	1
Smith	157	103	49	5	3	1	1
Evans	114	74	37	3	6	0	1

SACKS: Dan Wilkinson 7.5, Kenard Lang 7.0, Marcus Patton 3.0, Jamal Duff 3.0, N.D. Kalu 3.0, Marc Boutte 2.0, Ken Harvey 2.0, Dana Stubblefield 1.5, Greg Jones 1.0, Kelvin Kinney 1.0, Derek Smith 1.0, Leomont Evans 1.0

NOTABLE Record (Finish): 6-10 (4th NFC East)

National Honors: P Matt Turk: Pro Bowl, AP Second Team, Sports Illustrated All-Pro, Pro Football Weekly All-NFC, Football News All-NFC, Football Digest All-NFL Second Team

Starters: Offense: WR Michael Westbrook (10), WR Albert Connell (5), LT/LG/RG Brad Badger (10/5/1) LT/RT Shar Pourdanesh (1/14), LG Tré Johnson (10), C Cory Raymer (16), RG/RT/LG Joe Patton (4/5/1), RG Rod Milstead (11), RT/LT Shar Pourdanesh (14/1), RT Troy Drake (20), TE Jamie Asher (7), TE Stephen Alexander (5), TE James Jenkins (4), WR Leslie Shepherd (16), QB Trent Green (14), QB Gus Frerotte (2), RB Terry Allen (9), RB Skip Hicks (5), FB/RB Stephen Davis (11/1), FB Larry Bowie (4), FB Mike Sellers (1)

Defense: LE Kenard Lang (16), LT Dan Wilkinson (16), RT Dana Stubblefield (7), RT Doug Brown (8), RT Marc Boutte (1), RE Kelvin Kinney (12), RE Jamal Duff (3), Ndukwe Kalu (1), LLB Ken Harvey (9), LLB Greg Jones (5), LLB Shawn Barber (1), MLB Marcus Patton (16), RLB Derrek Smith (16), LCB Cris Dishman (16), RCB Darrell Green (16), SS Jesse Campbell (3), SS/FS Leomont Evans (12/1), SS/FS Stanley Richard (14/1), FS Darryl Pounds (2)

PASSING	Att	Comp	Yards	Cmp%	Yards/Att	TD	TD%	Int	Int%	Long	Sack/Lost	Rating
T. Green	509	278	3,441	54.6	6.8	23	4.5	11	2.2	75	49/338	81.6
Frerotte	54	25	392	46.3	5.2	1	1.9	3	5.6	22	12/61	45.5
REDSKINS	565	304	3,724	53.8	6.6	24	4.2	14	2.5	75	61/399	78.2
Opponents	493	281	3,112	57.0	6.3	21	4.3	13	2.8	63	33/194	79.1

YEARLY STATS

1999 (10-6) // COACH NORV TURNER

Sept. 12	L	35-41	Dallas	79,237
Sept. 19	W	50-21	at New York Giants	77,622
Sept. 26	W	27-20	at New York Jets	78,161
Oct. 3	W	38-36	Carolina	76,831
Oct. 17	W	24-10	at Arizona	55,893
Oct. 24	L	20-38	at Dallas	64,377
Oct. 31	W	48-22	Chicago	77,621
Nov. 7	L	17-34	Buffalo	78,721
Nov. 14	L	28-35	at Philadelphia	66,591
Nov. 21	W	23-13	New York Giants	78,641
Nov. 28	W	20-17	Philadelphia	74,741
Dec. 5	L	17-33	at Detroit	77,693
Dec. 12	W	28-3	Arizona	75,851
Dec. 19	L	21-24	at Indianapolis	57,013
Dec. 26	W	26-20	at San Francisco	68,329
Jan. 2	W	21-10	Miami	78,106
Jan. 8	W	27-13	Playoffs Detroit	79,411
Jan. 15	L	13-14	at Tampa Bay	65,835

	Redskins	Opponents
TOTAL FIRST DOWNS	338	322
Rushing	121	107
Passing	183	193
Penalty	34	22
3rd Down: Made/Att	77/203	91/232
3rd Down Pct.	37.9	39.2
4th Down: Made/Att	9/18	11/21
4th Down Pct.	50.0	52.4

	Redskins	Opponents
POSSESSION AVG.	29:33	30:27
TOTAL NET YARDS	5,965	5,705
Avg. Per Game	372.8	356.6
Total Plays	1,031	1,068
Avg. Per Play	5.8	5.3

	Redskins	Opponents
NET YARDS RUSHING	2,039	1,973
Avg. Per Game	127.4	123.3
Avg. Per Attempt	4.4	4.5
Total Rushes	463	439

	Redskins	Opponents
NET YARDS PASSING	3,926	3,732
Avg. Per Game	245.4	233.3
Avg. Per Play	6.91	5.93
Sacked/Yards Lost	31/186	40/221
Gross Yards	4,112	3,953
Attempts/Completions	537/324	589/328
Completion Pct.	60.3	55.7
Had Intercepted	14	24

	Redskins	Opponents
PUNT/AVERAGE	71/41.2	74/42.7
NET PUNTING AVG.	34.2	37.1
PENALTIES/YARDS	104/808	102/1137
FUMBLES/LOST	31/11	22/13
TOUCHDOWNS	54	43
Rushing	23	16
Passing	26	23
Returns	5	4

	01	02	03	04	OT	PTS
SCORE BY PERIODS	82	162	100	90	9	443
Opponents	78	89	63	141	6	377

	TD	Ru	Pa	Rt	PAT	FG	2-Pt.	TP
SCORING	0	0	0	0	49/50	22/32	0	115
Conway	17	17	0	0	0/0	0/0	0	104
Davis	9	0	9	0	0/0	0/0	0	56
Westbrook	54	23	26	0	49/50	22/32	0	443
REDSKINS	43	16	23	4	38/38	25/30	0	377
Opponents								

	No.	Yards	Avg.	Lg	TD
RUSHING					
Davis	290	1,405	4.8	76t	17
Hicks	78	257	3.3	24	3
REDSKINS	463	2,039	4.4	76	23
Opponents	439	1,973	4.5	60	16

	No.	Yards	Avg.	Lg	TD
RECEIVING					
Centers	69	544	7.9	33t	3
Westbrook	65	1,191	18.3	65t	9
Connell	62	1,132	18.3	62t	7
REDSKINS	324	4,112	12.7	65t	26
Opponents	328	3,953	12.1	76	23

	No.	Yards	Avg.	Lg	TD
INTERCEPTIONS					
Stevens	6	61	10.2	25	0
Bailey	5	5.5	11.0	59t	1
REDSKINS	24	375	15.6	88	3
Opponents	14	129	9.2	29	2

	No.	Yards	Avg.	Net	TB	In	Lg	Bk
PUNTING								
Turk	62	2,564	41.4	35.6	10	16	57	0
Hansen	9	362	40.2	24.7	1	1	49	0
REDSKINS	71	2,926	41.2	34.2	11	17	57	0
Opponents	71	3,158	42.7	37.1	4	20	62	0

	Ret	FC	Yards	Avg.	Lg	TD
PUNT RETURNS						
Mitchell	40	14	332	8.3	33	0
REDSKINS	41	14	332	8.1	33	0
Opponents	27	11	278	10.3	70	2

	No.	Yards	Avg.	Lg	TD
KICKOFF RETURNS					
Mitchell	43	893	20.8	45	0
REDSKINS	63	1,290	20.5	95t	1
Opponents	77	1,772	23.0	89t	1

	1-19	20-29	30-39	40-49	50+
FIELD GOALS					
Conway	0/0	7/9	6/7	6/7	3/9
REDSKINS	0/0	7/9	6/7	6/7	3/9
Opponents	0/0	6/6	8/9	9/12	2/3

	T	S	A	TFL	PD	FF	FR
DEFENSE							
Shade	166	119	43	4	10	0	1
D. Smith	127	83	33	11	7	0	1
Evans	99	55	43	0	7	0	1

SACKS: Dan Wilkinson 8.0, Marco Coleman 6.5, Kenard Lang 6.0, N.D. Kalu 3.5, Anthony Cook 3.0, Dana Stubblefield 3.0, Mark McMillian LG 1.5, Sam Shade 1.5, Champ Bailey 1.0, Shawn Barber 1.0, Marc Boutte 1.0, Darryl Pounds 1.0, Derek Smith 1.0, Matt Stevens 1.0, James Francis 0.5, Greg Jones 0.5

NOTABLE Record (Finish): 10-6 (1st NFC East)

National Honors: FB Larry Centers (16), LT Andy Heck (16), RT Jon Jansen (16), QB Brad Johnson (16), RG Tre Johnson (16), C Cory Rayment (16), WR Michael Westbrook (16), TE Stephen Alexander (15), WR Albert Connell (15), RB Stephen Davis (14), LG Keith Sims (11), LG Brad Badger (5), RB Skip Hicks (2), WR Irving Fryar (1), FB/TE Mike Sellers (1)

Starters: Offense: FB Larry Centers (16), LT Andy Heck (16), RT Jon Jansen (16), QB Brad Johnson (16), RG Tre Johnson (16), C Cory Rayment (16), WR Michael Westbrook (16), TE Stephen Alexander (15), WR Albert Connell (15), RB Stephen Davis (14), LG Keith Sims (11), LG Brad Badger (5), RB Skip Hicks (2), WR Irving Fryar (1), FB/TE Mike Sellers (1)

Defense: LCB Champ Bailey (16), RLB Shawn Barber (16), RE Marco Coleman (16), RCB Darrell Green (16), SS Sam Shade (15), MLB Derek Smith, RT Dana Stubblefield (16), LT Dan Wilkinson (16), FS Leomont Evans (15), LLB Greg Jones (15), LE Kenard Lang (9), LE Anthony Cook (7), LLB James Francis (1), FS Matt Stevens (1)

	Att	Comp	Yards	Cmp%	Yards/Att	TD	TD%	Int	Int%	Long	Sack / Lost	
PASSING Rating												
B. Johnson	519	316	4,005	60.9	7.7	24	4.6	13	2.5	65	29/177	90.0
Peete	17	8	107	47.1	6.3	2	11.8	1	5.9	30	2/9	82.2
REDSKINS	537	324	4,112	60.3	7.7	26	4.8	14	2.6	65	31/186	89.5
Opponents	589	328	3,953	55.7	6.7	23	3.9	24	4.1	76	40/221	72.5

YEARLY STATS

2000 [8-8] // COACHES NORV TURNER [13] AND TERRY ROBISKIE [3]

Sept. 3	W	20-17	Carolina	80,257
Sept. 10	L	10-15	at Detroit	74,159
Sept. 18	L	21-27	Dallas	84,431
Sept. 24	W	16-6	at New York Giants	78,216
Oct. 1	W	20-17 (OT)	Tampa Bay	83,532
Oct. 8	W	17-14	at Philadelphia	85,491
Oct. 15	W	10-3	Baltimore	83,252
Oct. 22	W	35-16	at Jacksonville	89,061
Oct. 30	L	21-27	Tennessee	83,472
Nov. 5	L	15-16	at Arizona	44,723
Nov. 20	W	33-20	at St. Louis	66,087
Nov. 26	L	20-23	Philadelphia	83,284
Dec. 3	L	7-9	New York Giants	83,485
Dec. 10	L	13-32	at Dallas	63,467
Dec. 16	L	3-24	at Pittsburgh	58,183
Dec. 24	W	20-3	Arizona	85,711

TOTAL FIRST DOWNS		Redskins	Opponents
Rushing		308	254
Passing		98	97
Penalty		185	134
3rd Down: Made/Att		25	23
3rd Down Pct.		84/213	72/205
4th Down: Made/Att		39.4	35.1
4th Down Pct.		4/10	4/10
POSESSION AVG.		40.0	40.0
TOTAL NET YARDS		31:27	28:33
Avg. Per Game		5,396	4,474
Total Plays		337.3	279.6
Avg. Per Play		1,038	937
NET YARDS RUSHING		5.2	4.8
Avg. Per Game		1,748	1,853
Total Rushes		109.3	115.8
NET YARDS PASSING		446	430
Avg. Per Game		3,648	2,821
Sacked/Yards Lost		228.0	163.8
Gross Yards		32/244	45/283
Attempts/Completions		3,892	2,904
Completion Pct.		560/342	462/254
Had Intercepted		61.1	55.0
		21	17
PUNTS/AVERAGE		79/40.0	79/42.9
NET PUNTING AVG		34.4	35.8
PENALTIES/YARDS		115/1,009	106/790
FUMBLES/LOST		22/12	28/16
TOUCHDOWNS		32	26
Rushing		14	9
Passing		18	12
Returns		0	5

SCORE BY PERIODS		Q1	Q2	Q3	Q4	OT	PTS
REDSKINS		65	80	54	79	3	281
Opponents		63	91	39	76	0	269

SCORING		TD	Ru	Pa	Rt	PAT	FG	2-Pt.	TP
Davis		11	11	0	0	0/0	0/0	0	66
Murray		0	0	0	0	7/8	8/12	0	31
Fryar		5	0	5	0	0/0	0/0	0	30
REDSKINS		32	14	18	0	27/29	20/30	0	281
Opponents		26	9	12	5	23/23	30/34	0	269

RUSHING		No.	Yards	Avg.	Lg	TD
Davis		332	1,318	4.0	50t	11
Centers		19	103	5.4	14	0
Thrash		10	82	8.2	34	0
Hicks		29	78	2.7	12	1
REDSKINS		445	1,748	3.9	50t	14
Opponents		430	1,863	4.3	54	9

RECEIVING		No.	Yards	Avg.	Lg	TD
Centers		81	600	7.4	26	3
Thrash		50	653	13.1	50	2
Alexander		47	510	10.9	30	2
Fryar		41	548	13.4	34t	5
REDSKINS		343	3,892	11.3	77t	18
Opponents		254	2,904	11.4	76t	12

INTERCEPTIONS		No.	Yards	Avg.	Lg	TD
Bailey		5	48	9.6	48	0
Sanders		4	91	22.8	32	0
REDSKINS		17	219	12.9	48	0
Opponents		21	374	17.8	81t	1

PUNTING		No.	Yards	Avg.	Net	TB	In	Lg	Blk
Barnhardt		79	3,160	40.0	34.4	5	23	53	0
Opponents		79	3,386	42.9	35.8	10	23	57	0

PUNT RETURNS		Ret	FC	Yards	Avg.	Lg	TD
Sanders		25	6	185	7.4	57	0
Thrash		10	6	106	10.6	25	0
REDSKINS		36	13	356	9.9	57	0
Opponents		33	25	342	10.4	69t	2

KICKOFF RETURNS		No.	Yards	Avg.	Lg	TD
Thrash		45	1,000	22.2	49	0
Murrell		12	214	17.8	30	0
REDSKINS		63	1,301	20.7	49	0
Opponents		60	1,529	25.5	92t	1

FIELD GOALS		1-19	20-29	30-39	40-49	50+
Murray		0/0	2/2	3/4	3/6	0/0
REDSKINS		0/0	11/11	5/10	3/7	1/2
Opponents		1/1	9/10	11/11	6/8	3/4

DEFENSE		T	S	A	TFL	PD	FF	FR
Shade		143	92	51	1-5	7	0	4
D. Smith		124	84	40	1-5	3	1	1
Carrier		102	65	37	0	4	1	0

SACKS: Marco Coleman 12.0, Bruce Smith 10.0, Lavar Arrington 4.0, Dan Wilkinson 3.5, Kenard Lang 3.0, Dana Stubblefield 2.5, Shawn Barber 2.0, Eddie Mason 2.0, Sam Shade 1.0, N.D. Kalu 1.0, Kevin Mitchell 1.0, Nolan Harrison 1.0, Derek Smith 1.0, Greg Jones 1.0

NOTABLE Record (Finish): 8-8 [3rd NFC East]

National Honors: TE Stephen Alexander: Pro Bowl; LB LaVar Arrington: Pro Football Weekly All-Rookie Team, Football News All-Rookie Team; CB Champ Bailey: Pro Bowl, AP Second Team, Pro Football Weekly All-NFC Team, College & Pro Football Newsweekly Second Team, Football News All-NFC Team; DE Marco Coleman: Pro Bowl; RB Stephen Davis: Pro Bowl; OT Chris Samuels: Pro Football Weekly All-Rookie Team, Football News All-Rookie Team, Football Digest Top 16 Rookies

Starters: Offense: TE Stephen Alexander [16], C Mark Fischer [16], RT Jon Jansen [16], LT Chris Samuels [16], RB Stephen Davis [15], WR Albert Connell [13], LG Keith Sims [13], RG Jay Leeuwenburg [12], QB Brad Johnson [11], WR Irving Fryar [8], WR James Thrash [8], FB Larry Centers [8], FB Mike Sellers [6], QB Jeff George [5], TE James Jenkins [4], RG Tre Johnson [4], LG Andy Heck [2], WR Michael Westbrook [2], RB Skip Hicks [1], LG Michael Moore [1]

Defense: LCB Champ Bailey [16], LE Marco Coleman [16], Bruce Smith [16], Dan Wilkinson [16], FS Mark Carrier [15], Deion Sanders [15], LLB Shawn Barber [14], SS Sam Shade [14], MLB Derek M. Smith [14], RT Dana Stubblefield [14], RLB LaVar Arrington [11], RLB Greg Jones [4], FS Matt Stevens [4], CB Darrell Green [2], RT Nolan Harrison [2], LLB Eddie Mason [2], CB Tyrone Drakeford [1]

PASSING	Att	Comp	Yards	Cmp%	Yards/Att	TD	TD%	Int	Int%	Long	Sack/Lost	Rating
B. Johnson	364	227	2,505	62.4	6.9	11	3.0	15	4.1	77t	20/150	75.6
George	194	113	1,389	58.2	7.2	7	3.6	6	3.1	50	12/94	79.6
REDSKINS	560	342	3,892	61.1	7.0	18	3.2	21	3.8	77t	32/244	77.0
Opponents	462	254	2,904	55.0	6.3	12	2.6	17	3.7	76t	45/283	67.4

YEARLY STATS

2001 (8-8) // COACH MARTY SCHOTTENHEIMER

Sept. 9	L	3-30	at San Diego	60,629
Sept. 24	L	0-37	at Green Bay	59,771
Sept. 30	L	13-45	Kansas City	76,573
Oct. 7	L	9-23	at New York Giants	78,851
Oct. 15	L	7-9	at Dallas	63,941
Oct. 21	W	17-14 (OT)	Carolina	74,480
Oct. 28	W	35-21	New York Giants	80,316
Nov. 4	W	27-14	Seattle	82,352
Nov. 18	W	17-10	at Denver	74,622
Nov. 25	W	13-3	at Philadelphia	65,666
Dec. 2	L	14-20	Dallas	85,112
Dec. 9	W	20-10	at Arizona	40,056
Dec. 16	L	6-20	Philadelphia	84,936
Dec. 23	L	15-20	Chicago	78,884
Dec. 30	W	40-10	at New Orleans	70,020
Jan. 6	W	20-17	Arizona	61,721

		Redskins	Opponents
TOTAL FIRST DOWNS			
Rushing		241	271
Passing		104	103
Penalty		122	149
3rd Down: Made/Att		15	19
3rd Down Pct.		79/223	76/210
4th Down: Made/Att		35.4	36.2
4th Down Pct.		4/13	5/17
POSSESSION AVG.			
TOTAL NET YARDS			
Avg. Per Game		30.8	29.4
Total Plays		30:15	29:45
Avg. Per Play		4,435	4,846
NET YARDS RUSHING			
Avg. Per Game		277.2	302.9
Total Rushes		960	982
Avg. Per Play		4.6	4.9
NET YARDS PASSING			
Avg. Per Game		1,948	1,869
Sacked/Yards Lost		121.8	116.8
Gross Yards		490	484
Attempts/Completions		2,487	2,977
Completion Pct.		155.4	186.1
Had Intercepted		38/229	25/139
PUNTS/AVERAGE			
NET PUNTING AVG.			
PENALTIES/YARDS			
FUMBLES/LOST			
TOUCHDOWNS			
Rushing		25	33
Passing		10	10
Returns		13	19
		2	4

		Q1	Q2	Q3	Q4	OT	PTS
SCORE BY PERIODS							
REDSKINS		40	71	59	83	3	256
Opponents		61	104	34	104	0	303

		TD	Ru	Pa	Rt	PAT	FG	2-Pt.	TP
SCORING									
Conway		0	0	0	0	22/22	26/33	0	100
Davis		5	5	0	0	0/0	0/0	0	32
Gardner		4	0	4	0	0/0	0/0	0	24
Westbrook		4	0	4	0	0/0	0/0	0	24
REDSKINS		25	10	13	2	22/22	26/33	1	256
Opponents		35	10	19	4	33/33	24/29	0	303

		No.	Yards	Avg.	Lg	TD
RUSHING						
Davis		356	1,432	4.0	32	5
Carter		63	308	4.9	30	3
Banks		47	152	3.2	17	2
REDSKINS		490	1,948	4.0	32	10
Opponents		484	1,869	3.9	46	10

		Att	Comp	Yards	Cmp%	Yards/Att	TD	TD%	Int	Int%	Long	Sack/Lost	Rating
PASSING													
Banks		370	198	2,386	53.5	6.4	10	2.7	10	2.7	85t	29/173	71.3
George		42	23	168	54.8	4.0	0	0.0	3	7.1	17	6/38	34.6
Graham		19	13	131	68.4	6.9	2	10.5	0	0.0	16	2/16	122.9
REDSKINS		432	235	2,716	54.4	6.3	13	3.0	13	3.0	85t	38/229	71.1
Opponents		473	262	3,116	55.4	6.6	19	4.0	23	4.9	64t	25/139	68.8

		No.	Yards	Avg.	Lg	TD
RECEIVING						
Westbrook		57	664	11.6	76t	4
Gardner		46	741	16.1	85t	4
Davis		28	205	7.3	29	0
REDSKINS		235	2,716	11.6	85t	13
Opponents		262	3,116	11.9	64t	19

		No.	Yards	Avg.	Lg	TD
INTERCEPTIONS						
Smoot		5	36	7.2	36	0
Arrington		3	120	40.0	67t	1
Bailey		3	17	5.7	12	0
REDSKINS		23	209	9.1	67t	1
Opponents		13	247	19.0	61t	2

		No.	Yards	Avg.	Net	TB	In	Lg	Blk
PUNTING									
Barker		90	3,747	41.6	34.8	9	27	59	0
REDSKINS		91	3,775	41.5	34.7	9	28	59	0
Opponents		77	3,260	42.3	34.7	8	20	72	0

		Ret	FC	Yards	Avg.	Lg	TD
PUNT RETURNS							
Metcalfe		33	5	412	12.5	89t	1
Lockett		5	3	14	2.8	11	0
REDSKINS		41	10	431	10.5	89t	1
Opponents		44	16	434	9.9	84t	1

		No.	Yards	Avg.	Lg	TD
KICKOFF RETURNS						
Bates		49	1,150	23.5	41	0
REDSKINS		65	1,354	20.8	41	0
Opponents		54	945	17.5	44	0

		1-19	20-29	30-39	40-49	50+
FIELD GOALS						
B.Conway		0/0	8/8	8/11	8/12	2/2
Opponents		0/0	9/9	10/10	3/7	2/3

		T	S	A	TFL	PD	FF	FR
DEFENSE								
Arrington		118	76	42	7-10	7	2	2
Mitchell		116	76	40	6-11	2	1	0
Shade		94	69	25	1-3	5	0	2

SACKS: Bruce Smith 5.0, Marco Coleman 4.5, Dan Wilkinson 4.0, Kenard Lang 4.0, Kevin Mitchell 2.0, Keith Lyle 1.0, David Terrell 1.0, Eddie Mason 1.0, Jerry DeLoach 1.0, Antonio Pierce 1.0, LaVar Arrington 0.5

NOTABLE Record (Finish): 8-8 (2nd NFC East)

National Honors: LB LaVar Arrington: Pro Bowl, AP Second Team, Sports Illustrated All-Pro Team, Pro Football Weekly All-NFC Team, Football Digest All-Pro Second Team, Football News All-NFC Team; CB Champ Bailey Pro Bowl; WR Rod Gardner: Pro Football Weekly All-Rookie Team, All-NFL Rookie Team; T Chris Samuels: Pro Bowl, Pro Football Weekly All-NFC Team; CB Fred Smoot; Pro Football Weekly All-Rookie Team, All-NFL Rookie Team

Starters: Offense: RB Stephen Davis [16], WR Rod Gardner [16], RT Jon Jansen [16], C Cory Raymer [16], LT Chris Samuels [16], LG Dave Szott [16], WR Michael Westbrook [16], QB Tony Banks [14], FB Donnell Bennett [14], TE Walter Rasby [11], RG Ben Coleman [10], RG Matt Campbell [5], TE Stephen Alexander [4], QB Jeff George [2], RG David Brandt [1], FB Bryan Johnson [FB], TE Zeron Flemister [1]

Defense: LCB Champ Bailey [16], DT Kenard Lang [16], LDT Dan Wilkinson [16], FS David Terrell [16], SS Sam Shade [15], RE Bruce Smith [14], LaVar Arrington [14], RCB Fred Smoot [13], MLB Kevin Mitchell [13], LE Marco Coleman [12], LB Robert Jones [9], LB Antonio Pierce [8], DT Jerry DeLoach [4], CB Darrell Green [4], LB Shawn Barber [3], DE Dorian Boose [2], Eddie Mason [1]

YEARLY STATS

2002 [7-9] // COACH STEVE SPURRIER

Date	Day	Score	Opponent	Score
Sept. 8	W	31-23	Arizona	85,140
Sept. 16	L	7-37	Philadelphia	84,982
Sept. 22	L	10-20	at San Francisco	67,541
Oct. 6	W	31-14	at Tennessee	68,804
Oct. 13	L	27-43	New Orleans	80,768
Oct. 20	L	9-30	at Green Bay	63,363
Oct. 27	W	26-21	Indianapolis	80,169
Nov. 3	W	14-3	at Seattle	84,325
Nov. 10	L	7-26	at Jacksonville	66,665
Nov. 17	L	17-19	at New York Giants	78,727
Nov. 24	W	20-17	St. Louis	79,823
Nov. 28	L	20-27	at Dallas	63,606
Dec. 8	L	21-27	New York Giants	78,635
Dec. 15	L	21-34	at Philadelphia	65,615
Dec. 22	W	26-10	Houston	70,291
Dec. 29	W	20-14	Dallas	84,142

	Redskins	Opponents
TOTAL FIRST DOWNS	303	281
Rushing	107	96
Passing	165	155
Penalty	31	30
3rd Down: Made/Att	88/221	79/225
3rd Down Pct.	52.0	36.4
4th Down: Made/Att	13/25	4/11
4th Down Pct.	52.0	36.4
POSSESSION AVG.	29:36	30:24
TOTAL NET YARDS	5,143	4,787
Avg. Per Game	321.4	299.2
Total Plays	1,039	1,006
Avg. Per Play	4.9	4.8
NET YARDS RUSHING	1,889	1,754
Avg. Per Game	118.1	109.6
Total Rushes	442	435
NET YARDS PASSING	3,254	3,033
Avg. Per Game	203.4	189.6
Sack/Yards Lost	38/269	40/250
Gross Yards	3,523	3,283
Attempts/Completions	559/300	531/304
Completion Pct.	53.7	57.3
Had Intercepted	20	14
PUNTS/AVERAGE	73/39.1	86/39.5
NET PUNTING AVG.	29.6	32.3
PENALTIES/ YARDS	116/ 972	119/972
FUMBLES/LOST	34/20	26/12
TOUCHDOWNS	37	39
Rushing	10	14
Passing	24	19
Returns	3	6

SCORE BY PERIODS	Q1	Q2	Q3	Q4	OT	PTS
REDSKINS	40	132	78	57	0	307
Opponents	74	133	67	91	0	365

SCORING	TD	Ru	Pa	Rt	PAT	FG	2-Pt.	TP
Tuthill	0	0	0	0	20/21	10/16	0	50
Gardner	8	0	8	0	0/0	0/0	0	48
Davis	8	7	1	0	0/0	0/0	0	48
Cortez	0	0	0	0	9/9	5/8	0	24
Thompson	4	0	4	0	0/0	0/0	0	24
REDSKINS	37	10	24	3	33/34	16/25	1	307
Opponents	39	14	19	6	36/36	31/34	1	365

RUSHING	No.	Yards	Avg.	Lg	TD
Davis	207	820	4.0	33	7
Watson	116	534	4.6	24	1
Betts	65	307	4.7	27	1
REDSKINS	442	1,889	4.3	33	10
Opponents	435	1,754	4.0	47t	14

RECEIVING	No.	Yards	Avg.	Lg	TD
Gardner	71	1,006	14.2	43t	8
Thompson	53	773	14.6	47	4
Watson	32	253	7.9	62t	1
Davis	23	142	6.2	14t	1
REDSKINS	300	3,523	11.7	62t	24
Opponents	304	3,283	10.8	58	19

INTERCEPTIONS	No.	Yards	Avg.	Lg	TD
Smoot	4	12	3.0	12	0
Dhaleta	3	109	36.3	78t	1
Bailey	3	2	0.7	2	0
REDSKINS	14	173	12.4	78t	1
Opponents	20	212	10.6	85t	2

PUNTING	No.	Yards	Avg.	Net	TB	In	Lg	Bk
Barker	48	1,924	40.1	30.0	5	12	63	0
Jarrett	20	771	38.6	30.5	2	5	74	1
REDSKINS	72	2,855	39.1	30.0	8	17	74	1
Opponents	85	3,399	39.5	32.7	7	28	64	1

PUNT RETURNS	Ret	FC	Yards	Avg.	Lg	TD
Bailey	24	4	238	9.9	39	0
Green	17	9	174	10.2	90t	1
REDSKINS	43	13	450	10.5	90t	1
Opponents	37	5	507	13.7	83t	1

KICKOFF RETURNS	No.	Yards	Avg.	Lg	TD
Betts	28	690	24.6	60	0
Watson	23	496	21.6	28	0
REDSKINS	78	1,617	20.7	60	0
Opponents	62	1,392	22.5	90t	1

FIELD GOALS	1-19	20-29	30-39	40-49	50+
Tuthill	0/0	3/3	4/7	2/5	1/1
Cortez	0/0	3/3	1/1	1/4	0/0
REDSKINS	0/0	6/6	7/10	3/9	1/1
Opponents	1/1	10/10	10/12	10/10	0/1

DEFENSE	T	S	A	TFL	PD	FF	FR
Arrington	107	73	34	7	8	4	3
Armstead	107	72	35	7	5	1	3
Trotter	104	72	32	7	6	0	0

SACKS: LaVar Arrington 11.0, Bruce Smith 9.0, Daryl Gardener 4.0, Jessie Armstead 3.0, Carl Powell 3.0, Renaldo Wynn 2.5, LaDairis Jackson 2.5, Delbert Cowsette 2.0, Ifeanyi Dhaleta 1.0, Andre Lott 1.0, Sam Shade 1.0

NOTABLE Record (Finish): 7-9 (3rd NFC East)

Honors: LB LaVar Arrington: Pro Bowl, Pro Football Weekly All-NFC Team; Champ Bailey: Pro Bowl, B.J. Blanchard Award; Chris Samuels Pro Bowl

Starters: Offense: WR Rod Gardner (16), RT Jon Jansen (16), C Larry Moore (16), LT Chris Samuels (15), RB Stephen Davis (12), FB Bryan Johnson (12), LG David Lovern (11), RG Wilbert Brown (9), TE Walter Rasby (9), TE Zeron Flemister (7), QB Shane Matthews (7), QB Patrick Ramsey (5), RG Brenden Stai (5), RB Kenny Watson (4), QB Danny Wuerffel (4), WR Chris Doering (3), G Tre Johnson (3), OL Alex Sulfrst (3), Kipp Vickers (2), Kevin Lockett (2), Darnerien McCants (1)

Defense: LB Jessie Armstead (16), LB LaVar Arrington (16), LCB Champ Bailey (16), DE Bruce Smith (16), CB Fred Smoot (16), S David Terrell (16), LE Renaldo Wynn (16), Daryl Gardener (15), Jeremiah Trotter (12), Dan Wilkinson (11), Ifeanyi Dhaleta (10), CB Darrell Green (4), DT Carl Powell (4), MLB Kevin Mitchell (3), S Sam Shade (3), Rashad Bauman (1), Antonio Pierce (1)

PASSING	Att	Comp	Yards	Cmp%	Yards/Att	TD	TD%	Int	Int%	Long	Sack/Lost	Rating
Matthews	237	124	1,251	52.3	5.3	11	4.6	6	2.5	43t	9/54	72.6
Ramsey	227	117	1,539	51.5	6.8	9	4.0	8	3.5	62t	18/132	71.8
Wuerffel	92	58	719	63.0	7.8	3	3.3	6	6.5	40t	11/83	70.9
REDSKINS	559	300	3,523	53.7	6.3	24	4.3	20	3.6	62t	38/269	72.5
Opponents	531	304	3,283	57.3	6.2	19	3.6	14	2.6	58	40/250	76.5

YEARLY STATS

2003 [5-11] // COACH STEVE SPURRIER

Sept. 4	W	16-13	New York Jets	85,420
Sept. 14	W	33-31	at Atlanta	70,241
Sept. 21	L	21-24 (OT)	New York Giants	84,856
Sept. 28	W	20-17	New England	83,632
Oct. 5	L	25-27	at Philadelphia	67,792
Oct. 12	L	13-35	Tampa Bay	85,490
Oct. 19	L	7-24	at Buffalo	73,149
Nov. 2	L	14-21	at Dallas	64,002
Nov. 9	W	27-20	Seattle	80,728
Nov. 16	L	17-20	at Carolina	73,263
Nov. 23	L	23-24	at Miami	73,578
Nov. 30	L	20-24	New Orleans	76,821
Dec. 7	W	20-7	at New York Giants	78,217
Dec. 14	L	0-27	Dallas	70,284
Dec. 21	L	24-27	at Chicago	61,719
Dec. 27	L	7-31	Philadelphia	76,766

	Redskins	Opponents
TOTAL FIRST DOWNS	325	325
Rushing	95	122
Passing	156	176
Penalty	21	27
3rd Down: Made/Att	73/215	84/209
3rd Down Pct.	34.0	40.2
4th Down: Made/Att	8/14	8/11
4th Down Pct.	57.1	72.7
POSSESSION AVG.	28:45	31:15
TOTAL NET YARDS	4,659	5,412
Avg. Per Game	291.2	338.3
Total Plays	991	1,014
Avg. Per Play	4.7	5.3
NET YARDS RUSHING	1,653	2,217
Avg. Per Game	103.3	138.6
Total Rushes	421	504
NET YARDS PASSING	3,006	3,195
Avg. Per Game	187.9	199.7
Sack/Yards Lost	43/267	27/159
Gross Yards	3,273	3,354
Attempts/Completions	527/283	483/285
Completion Pct.	53.7	59.0
Had Intercepted	16	17
PUNTS/AVERAGE	84/40.2	71/42.2
NET PUNTING AVG.	34.3	36.5
PENALTIES/YARDS	124/1038	95/835
FUMBLES/LOST	21/12	26/13
TOUCHDOWNS	30	45
Rushing	8	20
Passing	21	23
Returns	1	2

	Q1	Q2	Q3	Q4	OT	PTS
REDSKINS	40	113	59	75	0	287
Opponents	78	106	76	109	3	372

	TD	Ru	Pa	Rt	PAT	FG	2-Pt.	TP
Hall	0	0	0	0	26/27	25/33	0	101
McCants	6	0	6	0	0/0	0/0	0	40
Coles	6	0	6	0	0/0	0/0	0	36
Gardner	5	0	5	0	0/0	0/0	0	30
REDSKINS	30	8	21	1	26/27	25/33	1	287
Opponents	45	20	23	2	45/45	19/31	0	372

	No.	Yards	Avg.	Lg	TD
Canidae	142	600	4.2	38	1
Cartwright	107	411	3.8	22	4
Betts	77	255	3.3	13t	2
Morton	48	216	4.5	27	0
REDSKINS	421	1,653	3.9	38	8
Opponents	504	2,217	4.4	52	20

	Att	Comp	Yards	Cmp%	Yards/Att	TD	TD%	Int	Int%	Long	Sack/Lost	Rating
Ramsey	337	179	2,166	53.1	6.4	14	4.2	9	2.7	64	30/206	75.8
Hasselback	177	95	1,012	53.7	5.7	5	2.8	7	4.0	40	9/44	63.6
REDSKINS	527	283	3,273	53.7	6.2	21	4.0	16	3.0	64	43/287	73.3
Opponents	483	285	3,354	59.0	7.0	23	4.8	17	3.5	80t	27/159	81.4

	No.	Yards	Avg.	Lg	TD
RECEIVING					
Coles	82	1,204	14.7	64	6
Gardner	59	600	10.2	35	5
McCants	27	360	13.3	32t	6
Cartwright	18	176	9.8	40	0
REDSKINS	283	3,273	11.6	64	21
Opponents	285	3,354	11.8	80t	23

	No.	Yards	Avg.	Lg	TD
INTERCEPTIONS					
Smoot	4	35	8.8	35	0
Dhaleta	3	60	20.0	30	0
Bowen	3	44	14.7	44	0
REDSKINS	17	184	10.8	44	0
Opponents	16	178	11.1	44t	2

	No.	Yards	Avg.	Net	TB	In	Lg	Bk
PUNTING								
Barker	84	3,377	40.2	34.3	5	24	69	0
Opponents	71	2,997	42.2	36.5	10	20	59	0

	Ret	FC	Yards	Avg.	Lg	TD
PUNT RETURNS						
Morton	19	16	188	9.9	28	0
P. Johnson	3	3	17	5.7	11	0
REDSKINS	22	19	205	9.3	28	0
Opponents	40	16	393	9.8	36	0

	No.	Yards	Avg.	Lg	TD
KICKOFF RETURNS					
Morton	44	1,029	23.4	94t	1
P. Johnson	13	310	23.8	50	0
REDSKINS	66	1,482	22.5	94t	1
Opponents	60	1,238	20.6	52	0

	1-19	20-29	30-39	40-49	50+
FIELD GOALS					
J. Hall	0/0	8/8	7/9	6/9	4/7
Opponents	1/1	9/10	4/7	3/8	2/5

	T	S	A	TFL	PD	FF	FR
DEFENSE							
Trotter	129	88	41	2	8	1	1
Arrington	116	71	45	5	20	7	2
Dhaleta	105	72	33	1	8	2	1

SACKS: Jessie Armstead 6.5, LaVar Arrington 6.0, Bruce Smith 5.0, Bernard Holsey 2.5, Renaldo Wynn 2.0, Jeremiah Trotter 1.5, Lionel Dalton 1.0, Regan Upshaw 1.0, Peppi Zellner 1.0, Lemar Marshall 0.5

NOTABLE Record (Finish): 5-11 (3rd NFC East)

Honors: LB LaVar Arrington: Pro Bowl; CB Champ Bailey: Pro Bowl, B.J. Blanchard Award; WR Laveranues Coles: Pro Bowl; CB Fred Smoot: Ed Block Courage Award, Quarterback Club Player of the Year

Starters: Offense: RB Trung Canidae (10), FB Rock Cartwright (3), TE Byron Chamberlain (1), WR Laveranues Coles (16), LG Derrick Dockery (13), LG Dave Fiore (3), TE Zeron Flemister (9), C Lennie Friedman (8), WR Rod Gardner (16), QB Tim Hasselback (5), RT Jon Jansen (16), FB Bryan Johnson (11), WR Patrick Johnson (2), WR Darnerien McCants (1), C Larry Moore (8), RB Chad Morton (2), QB Patrick Ramsey (11), TE Robert Royal (6), LT Chris Samuels (13), RG Randy Thomas (16), TE Kevin Ware (2), LT Brandon Winey (3)

Defense: OLB Jessie Armstead (15), OLB LaVar Arrington (16), CB Champ Bailey (16), CB Rashad Bauman (2), S Matt Bowen (16), DT Martin Chase (3), DT Lionel Dalton (9), DB Todd Franz (2), DT Jermaine Haley (5), DT Bernard Holsey (16), S Ifeanyi Dhaleta (14), Bruce Smith (8), MLB Jeremiah Trotter (16), DE Regan Upshaw (8), DE Renaldo Wynn (16)

YEARLY STATS

2004 [6-10] // COACH JOE GIBBS

Sept. 12	W	16-10	Tampa Bay	90,098
Sept. 19	L	14-20	at New York Giants	78,767
Sept. 27	L	18-21	Dallas	90,367
Oct. 3	L	13-17	at Cleveland	73,348
Oct. 10	L	10-17	Baltimore	90,287
Oct. 17	W	13-10	at Chicago	61,945
Oct. 31	L	14-28	Green Bay	89,295
Nov. 7	W	17-10	at Detroit	62,657
Nov. 14	L	10-17	Cincinnati	87,786
Nov. 21	L	6-28	at Philadelphia	67,720
Nov. 28	L	7-16	at Pittsburgh	63,707
Dec. 5	W	31-7	New York Giants	87,872
Dec. 12	L	14-17	Philadelphia	90,089
Dec. 18	W	26-16	at San Francisco	65,710
Dec. 26	L	10-13	at Dallas	63,705
Jan. 2	W	21-18	Minnesota	76,876

TOTAL FIRST DOWNS		Redskins	Opponents
Rushing		251	251
Passing		156	153
Penalty		22	31
3rd Down: Made/Att		70/221	70/226
3rd Down Pct.		31.7	31.0
4th Down: Made/Att		4/11	7/17
4th Down Pct.		36.4	41.2
POSSSESSION AVG.		31:19	28:41
TOTAL NET YARDS		4,397	4,281
Avg. Per Game		274.8	267.6
Total Plays		1,023	974
Avg. Per Play		4.3	4.4
NET YARDS RUSHING		1,765	1,304
Avg. Per Game		110.3	81.5
Total Rushes		471	419
NET YARDS PASSING		2,632	2,977
Avg. Per Game		164.5	186.1
Sacked/Yards Lost		38/242	40/245
Gross Yards		2,874	3,222
Attempts/Completions		514/288	515/294
Completion Pct.		56.0	57.1
Had Intercepted		17	18
PUNTS/AVERAGE		104/43.7	104/40.2
NET PUNTING AVG.		34.8	35.2
PENALTIES/YARDS		115/1,047	97/797
FUMBLES/LOST		20/10	17/8
TOUCHDOWNS		26	30
Rushing		6	7
Passing		18	17
Returns		2	6

SCORE BY PERIODS	Q1	Q2	Q3	Q4	OT	PTS
REDSKINS	54	80	34	72	0	240
Opponents	44	78	69	74	0	265

SCORING	TD	Ru	Pa	Rt	PAT	FG	2-Pt.	TP
Portis	7	5	2	0	0/0	0/0	0	42
Hall	0	0	0	0	13/13	8/11	0	37
Cooley	6	0	6	0	0/0	0/0	0	36
Gardner	5	0	5	0	0/0	0/0	0	30
REDSKINS	26	6	18	2	25/25	19/27	0	240
Opponents	30	7	17	6	28/28	17/20	1	265

RUSHING	No.	Yards	Avg.	Lg	TD
Portis	343	1,315	3.8	64t	5
Betts	90	371	4.1	27	1
Brunell	19	62	3.3	21	0
REDSKINS	471	1,765	3.7	64t	6
Opponents	419	1,304	3.1	26	7

RECEIVING	No.	Yards	Avg.	Lg	TD
Coles	90	950	10.6	45	1
Gardner	51	650	12.7	51	5
Portis	40	235	5.9	18	2
REDSKINS	288	2,874	10.0	51	18
Opponents	294	3,222	11.0	80	17

INTERCEPTIONS	No.	Yards	Avg.	Lg	TD
Springs	5	117	23.4	38	0
Taylor	4	85	21.3	45	0
Smoot	3	17	5.7	17	0
REDSKINS	18	405	22.5	78t	1
Opponents	17	201	11.8	70t	1

PUNTING	No.	Yards	Avg.	Net	TB	In	Lg	Blk
Tupa	103	4,544	44.1	35.2	8	30	61	1
REDSKINS	104	4,544	43.7	35.2	8	30	61	1
Opponents	104	4,180	40.2	35.9	6	26	58	2

PUNT RETURNS	Ret	FC	Yards	Avg.	Lg	TD
Thrash	19	8	162	8.5	43	0
Morton	13	12	80	6.2	14	0
A. Brown	10	2	89	8.9	39	0
REDSKINS	42	23	331	7.9	43	0
Opponents	65	11	727	11.2	78t	1

KICKOFF RETURNS	No.	Yards	Avg.	Lg	TD
Betts	23	528	23.0	70	0
Morton	16	358	22.4	49	0
REDSKINS	55	1,203	21.9	70	0
Opponents	57	1,223	21.5	92t	1

FIELD GOALS	1-19	20-29	30-39	40-49	50+
Hall	1/1	3/3	3/3	1/3	0/1
Kimirin	0/0	3/3	2/3	1/3	0/1
Chandler	0/0	4/4	0/0	1/1	0/1
REDSKINS	1/1	10/10	5/6	3/7	0/3
Opponents	0/0	4/4	9/9	4/6	0/1

DEFENSE	T	S	A	TFL	PD	FF	FR
Pierce	160	109	51	1	2	1	2
Washington	130	102	28	9	3	1	1
Griffin	96	65	31	15	1	1	1

SACKS: Cornelius Griffin 6.0, Shawn Springs 6.0, Marcus Washington 5.4, Ron Warner 3.5, Renaldo Wynn 3.0, Chris Clemons 3.0, Demetric Evans 2.5, Joe Salave'a 2.0, Matt Bowen 2.0, Lemar Marshall 1.5, Antonio Pierce 1.0, Sean Taylor 1.0, Brandon Noble 1.0, LaVar Arrington 1.0, Phillip Daniels 1.0, Jermaine Haley 1.0

NOTABLE RECORD (Finish): 6-10 (2nd NFC East)

Honors: LB Marcus Washington, Pro Bowl; CB Fred Smoot, B.J. Blanchard Award; DL Brandon Noble, Ed Block Courage Award; DL Cornelius Griffin, Quarterback Club Player of the Year

Starters: Offense: WR Rod Gardner (14), LT Chris Samuels (16), LG Derrick Dockery (16), C Lennie Friedman (2), C Cory Raymer (14), RG Randy Thomas (15), RT Ray Brown (13), TE Walter Rasby (8), TE Robert Royal (9), WR Laveranues Coles (16), QB Mark Brunell (9), QB Patrick Ramsey (7), RB Clinton Portis (15), HB Chris Cooley (9), WR James Thrash (3), WR Taylor Jacobs (4)

Defense: LE Renaldo Wynn (16), LT Joe Salave'a (9), LT Brandon Noble (7), RT Cornelius Griffin (15), RE Phillip Daniels (5), RE Ron Warner (2), RE Demetric Evans (8), WLB LaVar Arrington (2), WLB Lemar Marshall (14), MLB Antonio Pierce (16), SLB Marcus Washington (16), LCB Shawn Springs (15), RCB Fred Smoot (15), SS Matt Bowen (5), SS Ryan Clark (11), FS Andre Lott (3), FS Sean Taylor (13), CB Walt Harris (2)

PASSING	Att	Comp	Yards	Cmp%	Yards/Att	TD	TD%	Int	Int%	Long	Sack/Lost	Rating
Ramsey	272	169	1,665	62.1	6.1	10	3.7	11	4.0	51	23/137	74.8
Brunell	237	116	1,194	49.8	5.0	7	3.0	6	2.5	49	15/105	63.9
REDSKINS	514	288	2,874	56.0	5.6	18	3.5	17	3.3	51	38/242	70.0
Opponents	515	294	3,222	57.1	6.3	17	3.3	18	3.5	80	40/245	72.2

YEARLY STATS

2005 [10-6] // COACH JOE GIBBS

Sept. 11	W	9-7	Chicago	90,138
Sept. 19	W	14-13	at Dallas	65,207
Oct. 2	W	20-17 [OT]	Seattle	90,215
Oct. 9	L	19-21	at Denver	75,880
Oct. 16	L	21-28	at Kansas City	78,083
Oct. 23	W	52-17	San Francisco	90,224
Oct. 30	L	0-36	at New York Giants	78,630
Nov. 6	W	17-10	Philadelphia	90,298
Nov. 13	L	35-36	at Tampa Bay	65,421
Nov. 20	L	13-16	Oakland	90,129
Nov. 27	L	17-23 [OT]	San Diego	84,930
Dec. 4	W	24-9	at St. Louis	65,701
Dec. 11	W	17-13	at Arizona	46,654
Dec. 18	W	35-7	Dallas	90,588
Dec. 24	W	35-20	New York Giants	90,477
Jan. 1	W	31-20	at Philadelphia	67,700
Playoffs				
Jan. 7	W	17-10	at Tampa Bay	65,514
Jan. 14	L	10-20	at Seattle	67,551

	Redskins	Opponents
TOTAL FIRST DOWNS	301	258
Rushing	114	74
Passing	166	158
Penalty	21	26
3rd Down: Made/Att	97/230	81/222
3rd Down Pct.	42.2	36.5
4th Down: Made/Att	6/11	5/13
4th Down Pct.	54.5	38.5
POSSESSION AVG.	31:33	28:27
TOTAL NET YARDS	5,289	4,767
Avg. Per Game	330.6	297.9
Total Plays	1,037	981
Avg. Per Play	5.1	4.9
NET YARDS RUSHING	2,183	1,686
Avg. Per Game	136.4	105.4
Total Rushes	525	411
NET YARDS PASSING	3,106	3,081
Avg. Per Game	194.1	192.6
Sacked/Yards Lost	31/240	35/237
Gross Yards	3,346	3,318
Attempts/Completions	481/278	535/291
Completion Pct.	57.8	54.4
Had Intercepted	11	16
PUNTS/AVERAGE	87/40.3	88/41.3
NET PUNTING AVG.	36.5	37.3
PENALTIES/YARDS	108/925	105/879
FUMBLES/LOST	29/16	31/12
TOUCHDOWNS	44	32
Rushing	15	15
Passing	25	15
Returns	4	2

SCORE BY PERIODS	Q1	Q2	Q3	Q4	OT	PTS
REDSKINS	69	114	101	72	3	359
Opponents	63	78	86	60	6	293

SCORING	TD	Ru	Pa	Rt	PAT	FG	2-Pt.	TP
Portis	11	11	0	0	0/0	0/0	0	68
Hall	0	0	0	0	27/27	12/14	0	63
Moss	9	0	9	0	0/0	0/0	0	54
REDSKINS	44	15	25	4	42/42	17/21	0	359
Opponents	32	15	15	2	29/29	22/31	1	293

RUSHING	No.	Yards	Avg.	Lg	TD
Portis	352	1,516	4.3	47t	11
Betts	89	338	3.8	22	1
Cartwright	27	199	7.4	52	2
REDSKINS	525	2,183	4.2	52	15
Opponents	411	1,686	4.1	72t	15

PASSING	Att	Comp	Yards	Cmp%	Yards/Att	TD	TD%	Int	Int%	Long	Sack/Lost	Rating
Brunell	454	262	3,050	57.7	6.7	6.7	5.1	10	2.2	78t	27/213	65.9
Ramsey	25	15	279	60.0	11.2	1	4.0	1	4.0	72t	4/27	95.3
REDSKINS	481	278	3,346	57.8	7.0	25	5.2	11	2.3	78t	31/240	67.0
Opponents	535	291	3,318	54.4	6.2	15	2.8	16	3.0	70t	35/237	70.1

RECEIVING	No.	Yards	Avg.	Lg	TD
Moss	84	1,483	17.7	78t	9
Cooley	71	774	10.9	32	7
Portis	30	216	7.2	23	0
REDSKINS	278	3,346	12.0	78t	25
Opponents	291	3,318	11.4	70t	15

INTERCEPTIONS	No.	Yards	Avg.	Lg	TD
Marshall	4	55	13.8	27	1
Clark	3	10	3.3	6	0
Taylor	2	34	17.0	32	0
Rogers	2	14	7.0	14	0
REDSKINS	16	176	11.0	41	1
Opponents	11	183	16.6	36	1

PUNTING	No.	Yards	Avg.	Net	TB	In	Lg	Bk
Frost	76	3,074	40.4	36.7	6	23	55	0
Groom	11	429	39.0	34.8	1	2	57	0
REDSKINS	87	3,503	40.3	36.5	7	25	57	0
Opponents	88	3,636	41.3	37.7	7	26	65	1

PUNT RETURNS	Ret	FC	Yards	Avg.	Lg	TD
A. Brown	13	12	63	4.8	16	0
Thrash	10	15	77	7.7	18	0
REDSKINS	30	28	180	6.0	18	0
Opponents	40	18	189	4.7	19	0

KICKOFF RETURNS	No.	Yards	Avg.	Lg	TD
Betts	24	621	25.9	94t	1
A. Brown	19	439	23.1	91t	1
REDSKINS	62	1,438	23.2	94t	2
Opponents	72	1,503	20.9	49	0

FIELD GOALS	1-19	20-29	30-39	40-49	50+
Hall	1/1	3/3	3/3	5/6	0/1
Novak	0/0	1/1	3/5	1/1	0/0
REDSKINS	1/1	4/4	6/8	6/7	0/1
Opponents	1/1	3/4	9/10	7/13	2/3

DEFENSE	T	S	A	TFL	PD	FF	FR
Marshall	132	103	29	4	5	2	0
Washington	125	95	30	6	4	4	2
Taylor	80	60	20	0	8	3	1

SACKS: Phillip Daniels 8.0, Marcus Washington 7.5, Cornelius Griffin 4.0, Demetric Evans 3.0, Pierson Prioleau 3.0, [group] 3.0, Chris Clemons 2.0, Lemar Marshall 2.0, Sean Taylor 1.0, Ryan Clark 0.5, Joe Salave'a 0.5, Renaldo Wynn 0.5

NOTABLE Record (Finish): 10-6 [2nd NFC East]

Honors: WR Santana Moss, Pro Bowl; OT Chris Samuels, Pro Bowl; DL Renaldo Wynn, B.J. Blanchard Award; LB Khary Campbell, Ed Block Courage Award; LB Marcus Washington, Quarterback Club Player of the Year

Starters: Offense: WR Rod Gardner [14], LT Chris Samuels [16], LG Derrick Dockery [16], C Lennie Friedman [2], C Cory Raymer [14], RG Randy Thomas [15], RT Ray Brown [13], TE Walter Rasby [6], TE Robert Royal [9], WR Laveranues Coles [16], QB Mark Brunell [9], QB Patrick Ramsey [7], RB Clinton Portis [15], HB Chris Cooley [9], WR James Thrash [3], WR Taylor Jacobs [4]

Defense: WR David Patten [7], TE Mike Sellers [6], WR James Thrash [2], WR Taylor Jacobs [3], OT Chris Samuels [16], OG Derrick Dockery [16], C Casey Rabach [16], OG Randy Thomas [14], OG Ray Brown [2], OT Jon Jansen [16], TE Robert Royal [14], WR Santana Moss [16], QB Mark Brunell [15], QB Patrick Ramsey [1], RB Clinton Portis [16], TE/HB Chris Cooley [16]

YEARLY STATS

2006 [5-11] // COACH JOE GIBBS

Sept. 11	L	16-19	Minnesota	90,608
Sept. 17	L	10-27	at Dallas	63,152
Sept. 24	W	31-15	at Houston	70,089
Oct. 1	W	36-30 [OT]	Jacksonville	89,450
Oct. 8	L	3-19	at New York Giants	78,653
Oct. 15	L	22-25	Tennessee	88,550
Oct. 22	L	22-36	at Indianapolis	57,274
Nov. 5	W	22-19	Dallas	90,250
Nov. 12	L	3-27	at Philadelphia	69,143
Nov. 19	L	17-20	at Tampa Bay	65,699
Nov. 26	W	17-13	Carolina	85,450
Dec. 3	L	14-24	Atlanta	86,436
Dec. 10	L	19-21	Philadelphia	84,164
Dec. 17	W	16-10	at New Orleans	69,052
Dec. 24	L	31-37 [OT]	at St. Louis	82,324
Dec. 30	L	28-34	New York Giants	86,141

TOTAL FIRST DOWNS		Redskins	Opponents
Rushing		295	301
Passing		123	104
Penalty		150	169
3rd Down: Made/Att		79/211	97/222
3rd Down Pct.		37.4	43.7
4th Down: Made/Att		6/13	6/9
4th Down Pct.		46.2	66.7
POSSESSION AVG.		29:59	30:01
TOTAL NET YARDS		5,243	5,688
Avg. Per Game		327.7	355.5
Total Plays		979	997
Avg. Per Play		5.4	5.7
NET YARDS RUSHING		2,216	2,197
Avg. Per Game		138.5	137.3
Total Rushes		490	492
NET YARDS PASSING		3,027	3,491
Avg. Per Game		189.2	218.2
Sacked/Yards Lost		19/147	19/95
Gross Yards		3,174	3,586
Attempts/Completions		470/274	486/289
Completion Pct.		58.3	59.5
Had Intercepted		10	6
PUNTS/AVERAGE		82/42.3	79/42.0
NET PUNTING AVG.		36.3	34.0
PENALTIES/YARDS		106/951	94/856
FUMBLES/LOST		20/7	15/6
TOUCHDOWNS		34	41
Rushing		13	9
Passing		19	30
Returns		2	2

SCORE BY PERIODS	Q1	Q2	Q3	Q4	OT	PTS
REDSKINS	76	94	55	76	6	307
Opponents	69	126	95	80	6	376

SCORING	TD	Ru	Pa	Rt	PAT	FG	2-Pt.	TP
Portis	7	7	0	0	0/0	0/0	0	42
Suisham	0	0	0	0	12/12	8/9	0	36
Cooley	6	0	6	0	0/0	0/0	0	38
Moss	6	0	6	0	0/0	0/0	0	38
REDSKINS	34	13	19	2	31/31	22/30	1	307
Opponents	41	9	30	2	36/36	30/34	1	376

RUSHING	No.	Yards	Avg.	Lg	TD
Betts	245	1,154	4.7	26	4
Portis	127	523	4.1	38t	7
Duckett	38	132	3.5	19	2
REDSKINS	490	2,216	4.5	38t	13
Opponents	492	2,197	4.5	69t	9

PASSING	Att	Comp	Yards	Cmp%	Yards/Att	TD	TD%	Int	Int%	Long	Sack/Lost	Rating
M. Brunell	260	162	1,789	62.3	6.9	8	3.1	4	1.5	74	12/92	86.5
J. Campbell	207	110	1,297	53.1	6.3	10	4.8	6	2.9	66t	7/55	76.5
REDSKINS	470	274	3,174	58.3	6.8	19	4.0	10	2.1	74	19/147	83.4
Opponents	486	289	3,586	59.5	7.4	30	6.2	6	1.2	84t	19/95	97.8

RECEIVING	No.	Yards	Avg.	Lg	TD
Cooley	57	734	12.9	66t	6
Moss	55	790	14.4	68t	6
Betts	53	445	8.4	34	1
REDSKINS	274	3,174	11.6	74	19
Opponents	289	3,586	12.4	84t	30

INTERCEPTIONS	No.	Yards	Avg.	Lg	TD
Taylor	1	25	25.0	25	0
Springs	1	4	4.0	4	0
REDSKINS	6	25	4.2	25	0
Opponents	10	272	27.2	84t	2

PUNTING	No.	Yards	Avg.	Net	TB	In	Lg	Bk
Frost	81	3,471	42.9	36.7	7	27	60	1
REDSKINS	82	3,471	42.3	36.7	7	27	60	1
Opponents	79	3,316	42.0	34.9	11	19	70	2

PUNT RETURNS	Ret	FC	Yards	Avg.	Lg	TD
Randle El	39	11	342	8.8	87t	1
Opponents	45	12	319	7.1	33	0

KICKOFF RETURNS	No.	Yards	Avg.	Lg	TD
Cartwright	64	1,541	24.1	100t	1
Sellers	4	53	13.3	22	0
Betts	2	27	13.5	27	0
REDSKINS	73	1,631	22.3	100t	1
Opponents	67	1,396	20.8	44	0

FIELD GOALS	1-19	20-29	30-39	40-49	50+
Hall	0/0	3/3	4/4	2/4	0/0
Novak	0/0	1/1	1/3	3/6	0/0
Suisham	0/0	1/1	5/5	1/1	1/2
REDSKINS	0/0	5/5	10/12	6/11	1/2
Opponents	1/1	6/6	13/14	8/10	2/3

DEFENSE	T	S	A	TFL	PD	FF	FR
Taylor	129	89	40	1	6	3	0
Marshall	119	95	24	1	6	0	1
Washington	106	78	28	3	11	2	2

SACKS: Andre Carter 6.0, Phillip Daniels 3.0, Marcus Washington 2.5, Demetric Evans 2.0, Lemar Marshall 1.5, Adam Archuleta 1.0, Cornelius Griffin 1.0, Warrick Holdman 1.0, Kedric Golston 0.5, Anthony Montgomery 0.5

NOTABLE Record [Finish]: 5-11 (4th NFC East)

Honors: LT Chris Samuels, Pro Bowl; DE Renaldo Wynn, Walter Payton Man of the Year Nominee; RG Randy Thomas, Ed Block Courage Award

Starters: Offense: WR Santana Moss (14), LT Chris Samuels (16), LG Derrick Dockery (16), C Casey Rabach (16), RG Randy Thomas (16), RT Jon Jansen (16), TE Chris Cooley (16), WR Brandon Lloyd (12), WR Antwaan Randle El (16), QB Mark Brunell (9), QB Jason Campbell (7), RB Ladell Betts (9), RB Clinton Portis (7), FB Mike Sellers (6)

Defense: LE Philip Daniels (15), LE Renaldo Wynn (1), LT Cornelius Griffin (14), LT Anthony Montgomery (1), LT Kedric Golston (1), RT Joe Salave'a (4), RT Kedric Golston (12), RE Andre Carter (16), WLB Warrick Holdman (14), WLB Rocky McIntosh (2), MLB Lemar Marshall (15), Khary Campbell (1), SLB Marcus Washington (14), SLB Warrick Holdman (2), LCB Kenny Wright (8), LCB Shawn Springs (8), RCB Carlos Rogers (15), RCB Kenny Wright (1), SS Adam Archuleta (7), SS Troy Vincent (3), SS Vernon Fox (6), FS Sean Taylor (16)

YEARLY STATS

2007 (9-7) // COACH JOE GIBBS

Date	W/L	Score	Opponent	Score	RECEIVING	No.	Yards	Avg.	Lg	TD			
Sept. 9	W	16-13 (OT)	Miami	90,163	Cooley	66	786	11.9	39t	8			
Sept. 17	W	20-12	at Philadelphia	67,726	Moss	61	808	13.2	49	3			
Sept. 23	L	17-24	New York Giants	90,803	Randle El	51	728	14.3	54	1			
Oct. 7	W	34-3	Detroit	88,944	REDSKINS	319	3,622	11.4	54	18			
Oct. 14	L	14-17	at Green Bay	70,761	Opponents	351	3,622	10.3	60	20			
Oct. 21	W	21-19	Arizona	85,640	INTERCEPTIONS								
Oct. 28	L	7-52	at New England	88,756	Taylor	5	98	19.6	48	0			
Nov. 4	W	23-20 (OT)	at New York Jets	76,663	Springs	4	63	15.8	53	0			
Nov. 11	L	25-33	Philadelphia	90,218	Fletcher	3	36	12.0	27t	1			
Nov. 18	L	23-28	at Dallas	63,706	REDSKINS	14	301	21.5	61t	2			
Nov. 25	L	13-19	at Tampa Bay	65,596	Opponents	11	78	7.1	29	0			
Dec. 2	L	16-17	Buffalo	85,831	PUNTING								
Dec. 6	W	24-16	Chicago	82,213	Frost	75	3,072	41.0	36.4	7	23	64	0
Dec. 16	W	22-10	at New York Giants	77,899	Opponents	81	3,484	43.0	36.9	10	24	61	0
Dec. 23	W	32-21	at Minnesota	63,634	PUNT RETURNS								
Dec. 30	W	27-6	Dallas	90,910	Randle El	34	7	209	6.1	27	0	0	
Jan. 5	L	14-35	at Seattle	68,297	McCardell	4	2	19	4.8	9	0	0	
			Playoffs		REDSKINS	40	10	299	7.5	62	0	0	
			at Seattle		Opponents	32	15	202	6.3	22	0	0	

TOTAL FIRST DOWNS

	Redskins	Opponents
Rushing	307	291
Passing	103	89
Penalty	192	174
3rd Down: Made/Att	12	28
3rd Down Pct.	92/226	78/218
4th Down: Made/Att	40.7	35.8
4th Down Pct.	6/15	10/17
	40.0	58.8

POSSESSION AVG.

	Redskins	Opponents
30:46	30:46	29:14
TOTAL NET YARDS	5,334	4,884
Avg. Per Game	333.4	305.3
Total Plays	1,052	1,026
Avg. Per Play	5.1	4.8

NET YARDS RUSHING

	Redskins	Opponents
Avg. Per Game	116.9	91.3
Total Rushes	498	391

NET YARDS PASSING

	Redskins	Opponents
Avg. Per Game	346.3	342.4
Sacked/Yards Lost	216.4	214.0
Gross Yards	29/159	33/198
Attempts/Completions	3,622	3,622
Completion Pct.	525/319	602/351
Had Intercepted	60.8	58.3
	11	14

PUNTS/AVERAGE

	Redskins	Opponents
NET PUNTING AVG.	75/41.0	81/43.0
PENALTIES/YARDS	36.4	36.9
FUMBLES/LOST	90/751	88/684
TOUCHDOWNS	35/18	27/10

TOUCHDOWNS

	Redskins	Opponents
Rushing	35	33
Passing	15	10
Returns	18	20
	2	3

SCORE BY PERIODS

	Q1	Q2	Q3	Q4	OT	PTS
Redskins	56	117	65	90	6	334
Opponents	44	67	83	116	0	310

SCORING

	TD	Ru	Pa	Rt	PAT	FG	2-Pt.	TP
Portis	7	7	0	0	0/0	0/0	0	42
Suisham	0	0	0	0	29/30	29/35	0	116
Portis	11	11	0	0	0/0	0/0	0	68
REDSKINS	35	15	18	2	29/30	29/35	2	334
Opponents	33	10	20	3	29/30	27/37	1	310

RUSHING

	No.	Yards	Avg.	Lg	TD
Portis	325	1,262	3.9	32	11
Betts	93	335	3.6	20	1
J. Campbell	36	185	5.1	29	1
REDSKINS	498	1,871	3.8	32	15
Opponents	391	1,460	3.7	27	10

PASSING

	Att	Comp	Yards	Cmp%	Yards/Att	TD	TD%	Int	Int%	Long	Sack/Lost	Rating
J. Campbell	417	250	2,700	60.0	6.5	12	2.9	11	2.6	54	21/110	77.6
Collins	105	67	888	63.8	8.5	5	4.8	0	0.0	54	7/47	106.4
REDSKINS	525	319	3,622	60.8	6.9	18	3.4	11	2.1	54	29/159	84.2
Opponents	602	351	3,622	58.3	6.0	20	3.3	14	2.3	60	33/198	77.1

	No.	Yards	Avg.	Lg	TD
Taylor	5	98	19.6	48	0
Springs	4	63	15.8	53	0
Fletcher	3	36	12.0	27t	1
REDSKINS	14	301	21.5	61t	2
Opponents	11	78	7.1	29	0

	No.	Yards	Avg.	Net	TB	In	Lg	Bk
Frost	75	3,072	41.0	36.4	7	23	64	0
Opponents	81	3,484	43.0	36.9	10	24	61	0

	Ret	FC	Yards	Avg.	Lg	TD
Randle El	34	7	209	6.1	27	0
McCardell	4	2	19	4.8	9	0
REDSKINS	40	10	299	7.5	62	0
Opponents	32	15	202	6.3	22	0

	No.	Yards	Avg.	Lg	TD
Cartwright	52	1,339	25.8	80	0
Betts	5	108	21.6	36	0
REDSKINS	65	1,544	23.8	80	0
Opponents	66	1,289	19.5	86t	1

	1-19	20-29	30-39	40-49	50+
Suisham	0/0	10/10	8/10	10/13	1/2
Opponents	0/0	9/10	16/18	2/4	0/5

	T	S	A	TFL	PD	FF	FR
Fletcher	164	98	66	7	10	1	1
McIntosh	105	70	35	2	4	3	1
Landry	97	62	35	0	7	0	1

SACKS: Andre Carter 10.5, Marcus Washington 5.0, Chris Wilson 4.0, Rocky McIntosh 3.0, Phillip Daniels 2.5, Cornelius Griffin 2.5, LaRon Landry 1.5, Demetric Evans 1.0, Kedric Golston 1.0, Leigh Torrence 1.0, Reed Doughty 0.5, Anthony Montgomery 0.5

NOTABLE

Record (Finish): 9-7 (3rd NFC East)

Honors: LT Chris Samuels, Pro Bowl; S Sean Taylor, Pro Bowl; TE/HB Chris Cooley, Pro Bowl; LS Ethan Albright, Pro Bowl; LB Rocky McIntosh, Walter Payton Man of the Year Award Nominee; LB Marcus Washington, Ed Block Courage Award; S LaRon Landry, Pro Football Weekly/PFWA All-Rookie Team

Starters: Offense: WR Santana Moss (14), WR James Thrash (4), LT Chris Samuels (16), LG Pete Kendall (16), C Casey Rabach (15), C Mike Pucillo (1), RG Randy Thomas (3), RG Jason Fabini (13), RT Jon Jansen (1), RT Todd Wade (10), RT Stephon Heyer (5), TE Chris Cooley (16), WR Antwaan Randle El (13), WR Keenan McCardell (1), TE Lorenzo Alexander (1), QB Jason Campbell (13), QB Todd Collins (3), RB Clinton Portis (16), FB Mike Sellers (12), WR Brandon Lloyd (1), TE Todd Yoder (1), WR Reche Caldwell (1), K Shaun Suisham (16)

Defense: LE Phillip Daniels (15), LE Demetric Evans (1), LT Cornelius Griffin (16), RT Anthony Montgomery (15), CB Leigh Torrence (1), RE Andre Carter (16), WLB Rocky McIntosh (13), LB Randall Godfrey (4), S Pierson Prioleau (4), MLB London Fletcher (16), SLB Marcus Washington (11), LCB Shawn Springs (14), RCB Carlos Rogers (7), CB Fred Smoot (11), S LaRon Landry (16), S Reed Doughty (6), FS Sean Taylor (9)

YEARLY STATS

2008 [8-8] // COACH JIM ZORN

Sept. 4	L	7-16	at New York Giants	79,742
Sept. 14	W	29-24	New Orleans	88,246
Sept. 21	W	24-17	Arizona	90,060
Sept. 28	W	26-24	at Dallas	63,462
Oct. 5	W	23-17	at Philadelphia	69,144
Oct. 12	L	17-19	St. Louis	90,376
Oct. 19	W	14-11	Cleveland	90,487
Oct. 26	W	25-17	at Detroit	54,312
Nov. 3	L	6-23	Pittsburgh	90,512
Nov. 16	L	10-14	Dallas	90,830
Nov. 23	W	20-17	at Seattle	67,771
Nov. 30	L	7-23	New York Giants	85,912
Dec. 7	L	10-24	at Baltimore	71,438
Dec. 14	L	13-20	at Cincinnati	63,996
Dec. 21	W	10-3	Philadelphia	82,412
Dec. 28	L	24-27	at San Francisco	67,519

TOTAL FIRST DOWNS		Redskins	Opponents
Rushing		295	259
Passing		109	86
Penalty		165	159
3rd Down: Made/Att		21	14
3rd Down Pct.		76/216	74/208
4th Down: Made/Att		35.2	35.6
4th Down Pct.		10/16	8/12
POSESSION AVG.		62.5	66.7
31:31		31:31	28:29
TOTAL NET YARDS		5,120	4,621
Avg. Per Game		320.0	288.8
Total Plays		1,026	933
Avg. Per Play		5.0	5.0
NET YARDS RUSHING		2,095	1,526
Avg. Per Game		130.9	95.4
Total Rushes		478	398
NET YARDS PASSING		3,025	3,095
Avg. Per Game		189.1	193.4
Sacked/Yards Lost		38/266	24/141
Gross Yards		3,291	3,236
Attempts/Completions		510/318	511/290
Completion Pct.		62.4	56.8
Had Intercepted		6	13
PUNTS/AVERAGE		82/40.5	87/42.8
NET PUNTING AVG.		33.4	37.0
PENALTIES/YARDS		83/644	80/639
FUMBLES/LOST		20/12	16/5
TOUCHDOWNS		27	32
Rushing		12	12
Passing		14	16
Returns		1	4

SCORE BY PERIODS	Q1	Q2	Q3	Q4	OT	PTS
Redskins	33	92	57	83	0	265
Opponents	89	66	66	75	0	296

SCORING	TD	Ru	Pa	Rt	PAT	FG	2-Pt.	TP
Suisham	0	0	0	0	25/25	26/36	0	103
Portis	9	9	0	0	0/0	0/0	0	54
Moss	7	0	6	1	0/0	0/0	0	42
Redskins	27	12	14	1	25/25	26/36	0	265
Opponents	32	12	16	4	30/31	24/28	0	296

RUSHING	No.	Yards	Avg.	Lg	TD
Portis	342	1,487	4.3	31	9
J. Campbell	47	258	5.5	23	1
Betts	61	206	3.4	14	1
Redskins	478	2,095	4.4	31	12
Opponents	398	1,526	3.8	44	12

PASSING	Att	Comp	Yards	Cmp%	Yards/Att	TD	TD%	Int	Int%	Long	Sack/Lost	Rating
J. Campbell	506	315	3,245	62.3	6.4	13	2.6	6	1.2	67	36/266	64.3
Redskins	510	318	3,291	62.4	6.5	14	2.7	6	1.2	67	36/266	65.2
Opponents	511	290	3,236	56.8	6.3	16	3.1	13	2.5	79	24/141	75.6

RECEIVING	No.	Yards	Avg.	Lg	TD
Cooley	83	849	10.2	28	1
Moss	79	1,044	13.2	67	6
Randle El	53	593	11.2	31	4
Redskins	318	3,291	10.3	67	14
Opponents	290	3,236	11.2	79	16

INTERCEPTIONS	No.	Yards	Avg.	Lg	TD
Horton	3	13	4.3	10	0
Rogers	2	73	36.5	42	0
Landry	2	18	9.0	13	0
Hall	2	6	3.0	4	0
Redskins	13	114	8.8	42	0
Opponents	6	23	3.8	14	0

PUNTING	No.	Yards	Avg.	Net	TB	In	Lg	Blk
Plackemeier	55	2,291	41.7	33.9	10	15	62	1
Brooks	26	1,030	39.6	32.1	0	9	60	0
Redskins	81	3,321	40.5	33.4	10	24	62	1
Opponents	87	3,721	42.8	37.0	6	24	59	0

PUNT RETURNS	Ret	FC	Yards	Avg.	Lg	TD
Randle El	39	21	254	6.5	36	0
Redskins	45	21	378	8.4	80	1
Opponents	33	18	385	11.7	68	2

KICKOFF RETURNS	No.	Yards	Avg.	Lg	TD
Cartwright	51	1,307	25.6	87	0
Redskins	55	1,382	25.1	87	0
Opponents	55	1,103	20.1	55	0

FIELD GOALS	1-19	20-29	30-39	40-49	50+
Suisham	0/0	7/7	7/9	11/16	1/4
Opponents	0/0	6/6	10/10	7/8	1/4

DEFENSE	T	S	A	TFL	PD	FF	FR
Fletcher	146	89	50	6	9	2	1
McIntosh	104	56	44	2	6	2	0
Horton	81	53	22	5	7	1	1

SACKS: Andre Carter 4.0, Jason Taylor 3.5, Demetric Evans 3.5, Rocky McIntosh 2.0, Lorenzo Alexander 2.0, Anthony Montgomery 2.0, Kedric Golston 2.0, Cornelius Griffin 1.0, Shawn Springs 1.0, Chris Wilson 1.0, Chris Horton 1.0, LaRon Landry 0.5, London Fletcher 0.5

NOTABLE Record (Finish): 8-8 (4th NFC East)

Honors: TE Chris Cooley, Pro Bowl; RB Clinton Portis, Pro Bowl, AP Second-Team All-Pro; LT Chris Samuels, Pro Bowl; FB Mike Sellers, Pro Bowl; S Chris Horton, Pro Football Weekly/PFWA All-Rookie Team

Starters: Offense: WR Santana Moss (16), LT Chris Samuels (12), LT Stephon Heyer (4), LG Pete Kendall (16), C Casey Rabach (16), RG Randy Thomas (16), RT Jon Jansen (11), RT Stephon Heyer (3), RT Jason Fabini (2), TE Chris Cooley (16), WR Antwaan Randle El (16), QB Jason Campbell (16), RB Clinton Portis (16), FB Mike Sellers (6), TE Todd Yoder (2), TE Fred Davis (2), WR James Thrash (5), WR Devin Thomas (1), K Shaun Suisham (16)

Defense: LE Jason Taylor (5), LE Demetric Evans (11), LT Cornelius Griffin (14), LT Anthony Montgomery (2), RT Kedric Golston (12), RT Anthony Montgomery (4), RE Andre Carter (14), RE Jason Taylor (2), WLB Rocky McIntosh (15), S Kareem Moore (1), MLB London Fletcher (16), SLB Marcus Washington (9), SLB H.B. Blades (5), SLB Jason Taylor (1), S Reed Doughty (3), LCB Fred Smoot (9), LCB/SS Shawn Springs (5/2), LCB DeAngelo Hall (2), RCB Carlos Rogers (14), RCB DeAngelo Hall (2), SS Chris Horton (10), SS Mike Green (2), FS LaRon Landry (16)

YEARLY STATS

2009 [4-12] // COACH JIM ZORN

Date	Result	Opponent	Score
Sept. 13	L	at New York Giants	78,206
Sept. 20	W	St. Louis	87,780
Sept. 27	L	at Detroit	40,896
Oct. 4	W	Tampa Bay	86,412
Oct. 11	L	at Carolina	73,487
Oct. 18	L	Kansas City	79,572
Oct. 26	L	Philadelphia	88,241
Nov. 8	L	at Atlanta	67,982
Nov. 15	W	Denver	85,247
Nov. 22	L	at Dallas	85,277
Nov. 29	L	at Philadelphia	69,144
Dec. 6	L	New Orleans	84,520
Dec. 13	W	at Oakland	44,506
Dec. 21	L	New York Giants	78,359
Dec. 27	L	Dallas	88,221
Jan. 3	L	at San Diego	67,554

	Redskins	Opponents
TOTAL FIRST DOWNS	280	280
Rushing	72	85
Passing	191	176
Penalty	17	19
3rd Down: Made/Att	86/116	87/219
3rd Down Pct.	39.8	39.7
4th Down: Made/Att	7/22	4/17
4th Down Pct.	31.8	23.5
POSSESSION AVG.	28:49	31:11
TOTAL NET YARDS	5,000	5,115
Avg. Per Game	312.5	319.7
Total Plays	970	1,000
Avg. Per Play	5.2	5.1
NET YARDS RUSHING	1,510	1,799
Avg. Per Game	94.3	112.4
Total Rushes	391	449
NET YARDS PASSING	3,490	3,316
Avg. Per Game	218.1	207.3
Sacked/Yards Lost	46/307	40/241
Gross Yards	3,797	3,557
Attempts/Completions	533/340	511/314
Completion Pct.	63.8	61.4
Had Intercepted	16	11
PUNTS/AVERAGE	76/40.6	70/41.8
NET PUNTING AVG.	36.1	38.5
PENALTIES/YARDS	85/679	98/763
FUMBLES/LOST	30/12	21/6
TOUCHDOWNS	29	34
Rushing	8	10
Passing	21	19
Returns	0	5

	Q1	Q2	Q3	Q4	OT	PTS
SCORE BY PERIODS						
REDSKINS	41	74	84	67	0	266
Opponents	96	118	80	89	3	336

	TD	Ru	Pa	Rt	PAT	FG	2-Pt.	TP
SCORING								
Suisham	0	0	0	0	20/21	18/21	0	74
Davis	6	0	6	0	0/0	0/0	0	36
Gano	0	0	0	0	6/6	4/4	0	18
Ganther	3	3	0	0	0/0	0/0	0	18
Moss	3	0	3	0	0/0	0/0	0	18
D. Thomas	3	0	3	0	0/0	0/0	0	18
Yoder	3	0	3	0	0/0	0/0	0	18
REDSKINS	29	8	21	0	26/28	22/25	0	266
Opponents	34	10	19	5	31/31	31/36	2	336

	No.	Yards	Avg.	Lg	TD
RUSHING					
Portis	124	494	4.0	78	1
Campbell	46	236	5.1	21	1
Cartwright	64	228	3.6	34	0
REDSKINS	391	1,508	3.9	78	8
Opponents	449	1,799	4.0	67t	10

	Att	Comp	Yards	Cmp%	Yards/Att	TD	TD%	Int	Int%	Long	Sack/Lost	Rating
PASSING												
Campbell	507	327	3,618	64.5	7.1	20	3.9	15	3.0	84	43/285	86.4
Collins	23	12	144	52.2	6.3	0	0.0	0	0.0	46	2/11	71.6
REDSKINS	533	340	3,797	63.8	7.1	21	3.9	16	3.0	84	46/307	85.5
Opponents	511	314	3,557	61.4	7.0	19	3.7	11	2.2	75t	40/241	85.7

	No.	Yards	Avg.	Lg	TD
RECEIVING					
Moss	70	902	12.9	59t	3
Randle El	50	530	10.6	44	0
Davis	48	509	10.6	29	6
REDSKINS	340	3,797	11.2	84	21
Opponents	314	3,557	11.3	75t	19

	No.	Yards	Avg.	Lg	TD
INTERCEPTIONS					
Hall	4	114	28.5	44	0
McIntosh	2	27	13.5	18	0
REDSKINS	11	185	16.8	44	0
Opponents	16	291	18.2	62t	3

	No.	Yards	Avg.	Net	TB	In	Lg	Bk
PUNTING								
H. Smith	57	2,356	41.3	36.8	5	23	59	0
Pakulak	13	498	38.3	33.2	1	4	57	0
REDSKINS	76	3,084	40.6	36.1	6	28	59	0
Opponents	70	2,929	41.8	38.5	4	30	68	0

	Ret	FC	Yards	Avg.	Lg	TD
PUNT RETURNS						
Randle El	17	19	102	6.0	43	0
Moss	11	1	52	4.7	11	0
REDSKINS	32	22	152	4.8	43	0
Opponents	32	26	220	6.9	29	0

	No.	Yards	Avg.	Lg	TD
KICKOFF RETURNS					
Cartwright	39	868	22.3	42	0
D. Thomas	20	439	22.0	39	0
REDSKINS	65	1,413	21.7	42	0
Opponents	56	1,104	19.7	55	0

	1-19	20-29	30-39	40-49	50+
FIELD GOALS					
Suisham	0/0	8/9	5/6	5/5	0/1
Gano	0/0	2/2	0/0	2/2	0/0
REDSKINS	0/0	10/11	5/6	7/7	0/1
Opponents	1/1	12/12	8/8	9/12	1/3

	T	S	A	TFL	PD	FF	FR
DEFENSE							
Fletcher	172	108	64	2	10	1	0
McIntosh	115	62	53	3	5	2	0
Landry	98	83	15	3	7	2	0

SACKS: Brian Drakpo 11.0, Andre Carter 11.0, Albert Haynesworth 4.0, Lorenzo Alexander 2.0, Cornelius Griffin 2.0, Reed Doughty 2.0, London Fletcher 2.0, Kedric Golston 2.0, LaRon Landry 1.0, Chris Wilson 1.0, Justin Tryon 1.0, Phillip Daniels 1.0

NOTABLE Record (Finish): 4-12 (4th NFC East)

Honors: LB London Fletcher, Pro Bowl; LB/DE Brian Drakpo, Pro Bowl, Pro Football Weekly/PFWA All-Rookie Team

Starters: Offense: WR Santana Moss (16), OT Stephon Heyer (16), LG Derrick Dockery (16), C Casey Rabach (16), QB Jason Campbell (16), TE Fred Davis (10), WR Devin Thomas (10), WR Malcolm Kelly (9), RB Clinton Portis (8), LT Levi Jones (8), DL Mike Williams (8), FB Mike Sellers (8), TE Chris Cooley (7), LT Chris Samuels (5), RG Chad Rinehart (4), WR Antwaan Randle El (3), RG Randy Thomas (2), RG Edwin Williams (2), RB Ladell Betts (2), RB Rock Cartwright (2), RB Quinton Ganther (2), TE Todd Yoder (1)

Defense: DE Phillip Daniels (16), DE Andre Carter (16), LB Brian Drakpo (16), LB London Fletcher (16), LB Rocky McIntosh (15), FS LaRon Landry (15), CB Carlos Rogers (15), DT Cornelius Griffin (14), DT Albert Haynesworth (12), CB DeAngelo Hall (12), SS Reed Doughty (7), DB Fred Smoot (7), DT Kedric Golston (6), FS Chris Horton (5), CB Byron Westbrook (1), CB Justin Tryon (1), FS Kareem Moore (1), LB H.B. Blades (1)

YEARLY STATS

2010 (6-10) // COACH MIKE SHANAHAN

Sept. 12	W	13-7	Dallas	90,670
Sept. 19	L	27-30 (OT)	Houston	88,240
Sept. 26	L	16-30	at St. Louis	52,370
Oct. 3	W	17-12	at Philadelphia	69,144
Oct. 10	W	16-13 (OT)	Green Bay	87,760
Oct. 17	L	24-27	Indianapolis	87,883
Oct. 24	W	17-14	at Chicago	62,155
Oct. 31	L	25-37	at Detroit	46,329
Nov. 15	L	28-59	Philadelphia	84,912
Nov. 21	W	19-16 (OT)	at Tennessee	69,143
Nov. 28	L	13-17	Minnesota	83,602
Dec. 5	L	7-31	at New York Giants	78,861
Dec. 12	L	16-17	Tampa Bay	66,124
Dec. 19	L	30-33	at Dallas	86,904
Dec. 26	W	20-17 (OT)	at Jacksonville	63,470
Jan. 2	L	14-17	New York Giants	76,189

TOTAL FIRST DOWNS		Redskins	Opponents
Rushing		295	326
Passing		72	106
Penalty		194	207
3rd Down: Made/Att		29	13
3rd Down Pct.		61/208	75/214
4th Down: Made/Att		29.3	35.0
4th Down Pct.		6/12	7/10
POSESSION AVG.		50.0	70.0
TOTAL NET YARDS		28:01	31:59
Avg. Per Game		5,374	6,228
Total Plays		335.9	389.3
Avg. Per Play		1,002	1,051
NET YARDS RUSHING		5.4	5.9
Avg. Per Game		1,461	2,041
Total Rushes		91.3	127.6
NET YARDS PASSING		351	444
Avg. Per Game		3,913	4,187
Sacked/Yards Lost		244.6	261.7
Gross Yards		46/348	29/176
Attempts/Completions		4,261	4,363
Completion Pct.		605/349	578/367
Had Intercepted		57.7	63.5
PUNTS/AVERAGE		19	14
NET PUNTING AVG.		94/40.2	86/43.1
PENALTIES/YARDS		33.3	36.0
FUMBLES/LOST		90/647	104/839
TOUCHDOWNS		29/12	24/13
Rushing		33	42
Passing		9	15
Returns		21	23
		3	4

SCORE BY PERIODS	Q1	Q2	Q3	Q4	OT	PTS
REDSKINS	61	97	51	84	9	302
Opponents	104	94	101	75	3	377

SCORING	TD	Ru	Pa	Rt	PAT	FG	2-Pt.	TP
Gano	0	0	0	0	28/28	24/35	0	100
Moss	6	0	6	0	0/0	0/0	0	36
Torain	6	4	2	0	0/0	0/0	0	36
Williams	5	3	2	0	0/0	0/0	0	30
REDSKINS	33	9	21	3	28/28	24/35	2	302
Opponents	42	15	23	4	37/37	28/38	2	377

RUSHING	No.	Yards	Avg.	Lg	TD
Torain	164	742	4.5	54	4
Williams	85	261	4.0	32t	3
Portis	54	227	4.2	27	2
McNabb	29	151	5.2	36	0
REDSKINS	351	1,461	4.2	54	9
Opponents	444	2,041	4.6	71	15

RECEIVING	No.	Yards	Avg.	Lg	TD
Moss	93	1,115	12.0	56	6
Cooley	77	849	11.0	35	3
Armstrong	44	871	19.8	76	3
REDSKINS	349	4,261	12.2	76	21
Opponents	367	4,363	11.9	92t	23

INTERCEPTIONS	No.	Yards	Avg.	Lg	TD
Hall	6	92	15.3	92t	1
Buchanon	2	51	25.5	43	0
Rogers	2	43	21.5	38	0
REDSKINS	14	199	14.2	92t	1
Opponents	19	216	11.4	64	2

PUNTING	No.	Yards	Avg.	Net	TB	In	Lg	Blk
Smith	57	2,310	40.5	33.7	1	17	56	0
Paulescu	17	700	41.2	33.1	1	2	52	0
Bidwell	15	625	41.7	37.7	0	3	5	2
REDSKINS	93	3,776	40.2	33.7	2	23	56	1
Opponents	86	3,704	43.1	36.0	9	29	59	0

PUNT RETURNS	Ret	FC	Yards	Avg.	Lg	TD
Banks	38	10	431	11.3	53	0
REDSKINS	40	13	432	10.8	53	0
Opponents	45	17	568	12.6	87t	1

KICKOFF RETURNS	No.	Yards	Avg.	Lg	TD
Banks	46	1,155	25.1	96t	1
Thomas	12	336	28.0	42	0
REDSKINS	73	1,680	23.0	96t	1
Opponents	61	1,160	19.0	38	0

FIELD GOALS	1-19	20-29	30-39	40-49	50+
Gano	1/1	8/10	4/7	11/14	0/3
Opponents	0/0	8/9	11/15	8/12	1/2

DEFENSE	T	S	A	TFL	PD	FF	FR
Fletcher	188	135	53	4	12	3	3
McIntosh	155	99	56	1	3	1	0
Hall	112	73	33	4	16	2	2

SACKS: Brian Drakpo 8.5, Albert Haynesworth 2.5, London Fletcher 2.5, Andre Carter 2.5, Vonnie Holliday 2.5, Rocky McIntosh 2.0, Phillip Daniels 2.0, Lorenzo Alexander 1.5, Adam Carriker 1.5, Rob Jackson 1.0, LaRon Landry 1.0, Reed Doughty 1.0, Jeremy Jarmon 0.5

NOTABLE Record (Finish): 6-10 (4th NFC East)

Honors: LB London Fletcher, Pro Bowl; CB DeAngelo Hall, Pro Bowl, Pro Bowl MVP; DT Ma'ake Kemoeatu, Ed Block Courage Award; LB Brian Drakpo, Pro Bowl; LB Lorenzo Alexander, Walter Payton Man of the Year Nominee

Starters: Offense: TE Chris Cooley (16), WR Santana Moss (16), C Casey Rabach (16), T Jammal Brown (14), G Kory Lichtensteiger (14), QB Donovan McNabb (13), T Trent Williams (13), WR Anthony Alexander (11), DL Artis Hicks (10), TE Fred Davis (9), FB Mike Sellers (9), RB Ryan Torain (8), G Will Montgomery (6), T Stephon Heyer (5), RB Clinton Portis (5), WR Joe Jolley (3), QB Rex Grossman (3), RB Keiland Williams (3), G Derrick Dockery (2)

Defense: DE Adam Carriker (16), DE London Fletcher (16), CB DeAngelo Hall (16), LB Rocky McIntosh (15), LB Brian Drakpo (15), DE Kedric Golston (13), LB Lorenzo Alexander (12), NT Ma'ake Kemoeatu (12), CB Carlos Rogers (12), S Kareem Moore (11), S Reed Doughty (9), S LaRon Landry (9), LB Andre Carter (5), CB Phillip Buchanon (5), DL Anthony Bryant (3), CB Kevin Barnes (2), DE Vonnie Holliday (2), LB H.B. Barnes (1), DE Phillip Daniels (1), S Macho Harris (1)

PASSING	Att	Comp	Yards	Cmp%	Yards/Att	TD	TD%	Int	Int%	Long	Sack/Lost	Rating
McNabb	472	275	3,377	58.3	7.2	14	3.0	15	3.2	76	37/271	77.1
Grossman	133	74	884	55.6	6.6	7	5.3	4	3.0	64t	9/77	81.2
REDSKINS	605	349	4,261	57.7	7.0	21	3.5	19	3.1	76	46/348	78.0
Opponents	578	367	4,363	63.5	7.5	23	4.0	14	2.4	92t	29/176	89.6

YEARLY STATS

2011 (5-11) // COACH MIKE SHANAHAN

Date	W/L	Score	Opponent	Points
Sept. 11	W	28-14	New York Giants	80,121
Sept. 18	W	22-21	Arizona	76,330
Sept. 26	L	16-18	at Dallas	91,017
Oct. 2	W	17-10	at St. Louis	56,113
Oct. 16	L	13-20	Philadelphia	80,447
Oct. 23	L	20-33	at Carolina	73,245
Oct. 30	L	0-23	at Buffalo	51,579
Nov. 6	L	11-19	San Francisco	78,032
Nov. 13	L	9-20	at Miami	57,007
Nov. 20	L	24-27 (OT)	Dallas	80,122
Nov. 27	W	23-17	at Seattle	66,007
Dec. 4	L	19-34	New York Jets	74,121
Dec. 11	L	27-34	New England	77,825
Dec. 18	W	23-10	at New York Giants	78,861
Dec. 24	L	26-33	Minnesota	68,370
Jan. 1	L	10-34	at Philadelphia	69,144

	Redskins	Opponents
TOTAL FIRST DOWNS	312	295
Rushing	79	95
Passing	204	180
Penalty	29	20
3rd Down: Made/Att	81/219	77/206
3rd Down Pct.	37.0	37.4
4th Down: Made/Att	4/13	4/10
4th Down Pct.	30.8	40.0
POSSESSION AVG.	30:09	29:51
TOTAL NET YARDS	5,387	5,437
Avg. Per Game	336.7	339.8
Total Plays	1032	988
Avg. Per Play	5.2	5.5
NET YARDS RUSHING	1,614	1,884
Avg. Per Game	100.9	117.8
Total Rushes	400	438
NET YARDS PASSING	3,773	3,553
Avg. Per Game	235.8	222.1
Sacked/Yards Lost	41/285	41/251
Gross Yards	4,058	3,804
Attempts/Completions	591/346	509/308
Completion Pct.	58.5	60.5
Had Intercepted	24	13
PUNTS/AVERAGE	66/43.1	70/45.3
NET PUNTING AVG.	39.0	37.8
PENALTIES/YARDS	91/897	123/1006
FUMBLES/LOST	25/11	26/8
TOUCHDOWNS	28	38
Rushing	8	15
Passing	19	22
Returns	1	1

	Q1	Q2	Q3	Q4	OT	PTS
SCORE BY PERIODS						
REDSKINS	43	103	60	82	0	288
Opponents	75	90	73	126	3	367

	TD	Ru	Pa	Rt	PAT	FG	2-Pt.	TP
SCORING								
Gano	0	0	0	0	25/26	31/41	0	118
Gaffney	5	0	5	0	0/0	0/0	0	30
Moss	4	0	4	0	0/0	0/0	0	24
REDSKINS	28	8	19	1	25/26	31/41	1	288
Opponents	38	15	22	1	37/38	34/41	0	367

	No.	Yards	Avg.	Lg	TD
RUSHING					
Helu	151	640	4.2	28t	2
Royster	56	328	5.9	28	0
Hightower	84	321	3.8	22	1
Torain	59	200	3.4	39	1
REDSKINS	400	1,614	4.0	39	8
Opponents	438	1,884	4.3	67	15

	Att	Comp	Yards	Cmp%	Yards/Att	TD	TD%	Int	Int%	Long	Sack/Lost	Rating
PASSING												
Grossman	458	265	3,151	57.9	6.9	16	3.5	20	4.4	51	25/201	72.4
Beck	132	80	858	60.6	6.5	2	1.5	4	3.0	32	16/84	72.1
REDSKINS	591	346	4,058	58.5	6.9	19	3.2	24	4.1	51	41/285	73.3
Opponents	509	308	3,804	60.5	7.5	22	4.3	13	2.6	73t	41/251	87.4

	No.	Yards	Avg.	Lg	TD
RECEIVING					
Gaffney	68	947	13.9	45	5
Davis	59	796	13.5	42	3
Helu	49	379	7.7	47t	1
Moss	46	584	12.7	49t	4
REDSKINS	346	4,058	11.7	51	19
Opponents	308	3,804	12.4	73t	22

	No.	Yards	Avg.	Lg	TD
INTERCEPTIONS					
Hall	3	46	15.3	26	0
Atogwe	3	42	14.0	26	0
REDSKINS	13	127	9.8	30	1
Opponents	24	353	14.7	51	0

	No.	Yards	Avg.	Net	TB	In	Lg	Blk
PUNTING								
Rocca	66	2,842	43.1	39.0	1	28	63	0
Opponents	70	3,172	45.3	37.8	10	20	67	0

	Ret	FC	Yards	Avg.	Lg	TD
PUNT RETURNS						
Banks	36	9	328	9.1	55	0
REDSKINS	37	9	328	8.9	55	0
Opponents	32	21	250	7.8	30	0

	No.	Yards	Avg.	Lg	TD
KICKOFF RETURNS					
Banks	51	1,174	23.0	47	0
REDSKINS	56	1,239	22.1	47	0
Opponents	36	749	20.8	51	0

	1-19	20-29	30-39	40-49	50+
FIELD GOALS					
Gano	0/0	14/15	5/9	8/11	4/6
Opponents	0/0	12/12	9/10	11/16	2/3

	T	S	A	TFL	PD	FF	FR
DEFENSE							
Fletcher	209	123	86	5	11	3	0
Hall	111	75	36	2	20	1	0
Doughty	87	52	35	3	2	2	1

SACKS: Brian Orakpo 9.0, Ryan Kerrigan 7.5, Stephen Bowen 6.0, Adam Carriker 5.5, Barry Cofield 3.0, Chris Neild 2.0, London Fletcher 1.5, LaRon Landry 1.5, Kedric Golston 1.5, Rocky McIntosh 1.0, Perry Riley 1.0, Oshiomogho Atogwe 0.5

NOTABLE Record (Finish): 5-11 (4th NFC East)

Honors: LB London Fletcher, Pro Bowl, AP Second-Team All-Pro, Bart Starr Award Winner; LB Lorenzo Alexander, Walter Payton Man of the Year Nominee; DE Stephen Bowen, Ed Block Courage Award; RB Roy Helu, Pro Football Weekly/PFWA All-Rookie Team; LB Ryan Kerrigan, Pro Football Weekly/PFWA All-Rookie Team

Starters: Offense: G Chris Chester (16), C/G Will Montgomery (16), WR Jabar Gaffney (15), QB Rex Grossman (13), T Jammal Brown (12), TE Fred Davis (12), WR Santana Moss (12), T Trent Williams (10), G Maurice Hurt (8), FB Darrel Young (8), TE Logan Paulsen (6), TE Chris Cooley (5), RB Roy Helu (5), RB Tim Hightower (5), G Kory Lichtensteiger (5), T/G Tyler Polumbus (4), T Sean Locklear (4), RB Ryan Torain (4), QB John Beck (3), T Willie Smith (3), WR Anthony Armstrong (2), C Erik Cook (2), WR Leonard Hankerson (2), WR Niles Paul (2), RB Evan Royster (2)

Defense: DE Stephen Bowen (16), DE Adam Carriker (16), NT Barry Cofield (16), LB London Fletcher (16), CB DeAngelo Hall (16), LB Ryan Kerrigan (16), LB Brian Orakpo (16), CB Josh Wilson (16), S Reed Doughty (11), S Oshiomogho Atogwe (8), S LaRon Landry (8), LB Rocky McIntosh (8), LB Perry Riley (8), S DeJon Gomes (5)

YEARLY STATS

2012 (10-6) // COACH MIKE SHANAHAN

Sept. 9	W	40-32	at New Orleans	72,180
Sept. 16	L	28-31	at St. Louis	53,979
Sept. 23	L	31-38	Cincinnati	80,060
Sept. 30	W	24-22	at Tampa Bay	58,191
Oct. 7	L	17-24	Atlanta	75,337
Oct. 14	W	38-26	Minnesota	78,476
Oct. 21	L	23-27	at New York Giants	81,352
Oct. 28	L	12-27	at Pittsburgh	62,371
Nov. 4	L	13-21	Carolina	79,327
Nov. 18	W	31-6	Philadelphia	79,327
Nov. 22	W	38-31	at Dallas	90,166
Dec. 3	W	17-16	New York Giants	80,246
Dec. 9	W	31-28	Baltimore	81,178
Dec. 16	W	38-21	at Cleveland	65,083
Dec. 23	W	27-20	at Philadelphia	69,144
Dec. 30	W	28-18	Dallas	82,845
Jan. 6	L	14-24	Playoffs Seattle	84,325

	Redskins	Opponents
TOTAL FIRST DOWNS	341	340
Rushing	144	89
Passing	171	223
Penalty	26	28
3rd Down: Made/Att	68/190	95/215
3rd Down Pct.	35.8	44.2
4th Down: Made/Att	12/17	8/14
4th Down Pct.	70.6	57.1
POSSESSION AVG.	31:05	28:55
TOTAL NET YARDS	6,131	6,043
Avg. Per Game	383.2	377.7
Total Plays	994	1031
Avg. Per Play	6.2	5.9
NET YARDS RUSHING	2,709	1,532
Avg. Per Game	169.3	95.8
Total Rushes	519	363
NET YARDS PASSING	3,422	4,511
Avg. Per Game	213.9	281.9
Sacked / Yards Lost	33/244	32/209
Gross Yards	3,666	4,720
Attempts / Completions	442/291	636/393
Completion Pct.	65.8	61.8
Had Intercepted	8	21
PUNTS/AVERAGE	70/42.6	65/46.4
NET PUNTING AVG.	36.2	39.4
PENALTIES/YARDS	116/985	100/811
FUMBLES/LOST	26/6	17/10
TOUCHDOWNS	52	43
Rushing	22	11
Passing	24	31
Returns	6	1

SCORE BY PERIODS	Q1	Q2	Q3	Q4	OT	PTS
REDSKINS	43	103	60	82	0	288
Opponents	75	90	73	126	3	367

SCORING	TD	Ru	Pa	Rt	PAT	FG	2-Pt.	TP
Forbath	0	0	0	0	33/34	17/18	0	84
Morris	13	13	0	0	0/0	0/0	0	78
Moss	8	0	8	0	0/0	0/0	0	48
Griffin III	7	7	0	0	0/0	0/0	0	42
REDSKINS	52	22	24	6	50/51	24/30	1	436
Opponents	43	11	31	1	36/36	28/30	5	388

RUSHING	No.	Yards	Avg.	Lg	TD
Morris	335	1,613	4.8	39t	13
Griffin III	120	815	6.8	76t	7
Royster	23	88	3.8	12	2
REDSKINS	519	2,709	5.2	76t	22
Opponents	363	1,532	4.2	53	11

RECEIVING	No.	Yards	Avg.	Lg	TD
Morgan	48	510	10.6	32	2
Garçon	44	633	14.4	88t	4
Moss	41	573	14.0	77t	8
REDSKINS	291	3,666	12.6	88t	24
Opponents	393	4,720	12.0	85t	31

INTERCEPTIONS	No.	Yards	Avg.	Lg	TD
Fletcher	5	29	5.8	10	0
Hall	4	62	15.5	27	0
R.Jackson	4	19	4.8	17	1
REDSKINS	21	257	12.2	49	3
Opponents	8	142	17.8	41	0

PUNTING	No.	Yards	Avg.	Net	TB	In	Lg	Blk
Rocca	68	2,984	43.9	37.2	3	22	61	2
Opponents	65	3,018	46.4	39.4	6	23	66	0

PUNT RETURNS	Ret	FC	Yards	Avg.	Lg	TD
Banks	26	5	178	6.8	27	0
Crawford	8	2	156	19.5	64	0
REDSKINS	36	7	335	9.3	64	0
Opponents	39	19	320	8.2	39	0

KICKOFF RETURNS	No.	Yards	Avg.	Lg	TD
Banks	22	527	24.0	55	0
Paul	13	283	21.8	48	0
REDSKINS	38	892	23.5	55	0
Opponents	55	1,264	23.0	48	0

FIELD GOALS	1-19	20-29	30-39	40-49	50+
Forbath	0/0	3/3	2/3	11/11	1/1
Cundiff	0/0	1/1	3/5	3/4	0/2
REDSKINS	0/0	4/4	5/8	14/15	1/3
Opponents	0/0	6/6	10/10	8/9	4/5

DEFENSE	T	S	A	TFL	PD	FF	FR
Fletcher	188	112	76	6	14	3	0
Riley	167	92	75	7	8	1	1
Hall	115	89	26	6	16	0	1

SACKS: Ryan Kerrigan 8.5, Rob Jackson 4.5, Perry Riley 3.5, London Fletcher 3.0, Barry Cofield 2.5, Lorenzo Alexander 2.5, Josh Wilson 1.0, Jordan Pugh 1.0, Stephen Bowen 1.0, Madiou Williams 1.0, DeAngelo Hall 1.0, Brian Drakpo 1.0, Chris Wilson 0.5

NOTABLE RECORD [Finish]: 10-6 (1st NFC East)

Honors: QB Robert Griffin III, Pro Bowl, AP Offensive Rookie of the Year, PF/W PF/WA Rookie of the Year, PF/W/PFWA Offensive Rookie of the Year, PF/W/PFWA All-Rookie Team, Sporting News Rookie of the Year; LB/ST Lorenzo Alexander, Pro Bowl, PF/W/PFWA All-Conference Special Teamer, Media Good Guy Award, NFLPA Pulse Award; LB London Fletcher, Pro Bowl, AP Second-Team All-Pro, NFLPA Pulse Award; USA Football All-Fundamentals Team; LB Ryan Kerrigan, Pro Bowl; G Kory Lichtensteiger, Ed Block Courage Award; WR Joshua Morgan, Walter Payton Man of the Year Nominee; RB Alfred Morris, AP Second-Team All-Pro, PF/W/PFWA All-Rookie Team; T Trent Williams, Pro Bowl

Starters: Offense: T Trent Williams (16), G Kory Lichtensteiger (16), C Will Montgomery (16), G Chris Chester (16), RB Alfred Morris (16), T Tyler Polumbus (15), QB Robert Griffin III (15), WR Joshua Morgan (14), WR Pierre Garçon (10), TE Logan Paulsen (10), FB Darrel Young (8), TE Fred Davis (7), WR Leonard Hankerson (7), TE Niles Paul (4), TE Chris Cooley (2), WR Santana Moss (1), WR Aldrick Robinson (1), QB Kirk Cousins (1), G/T Maurice Hurt (1)

Defense: NT Barry Cofield (16), DE Stephen Bowen (16), LB Ryan Kerrigan (16), LB London Fletcher (16), LB Perry Riley (16), LB DeAngelo Hall (16), CB Josh Wilson (16), S Madiou Williams (16), DE Jarvis Jenkins (14), LB Rob Jackson (14), S Reed Doughty (10), S DeJon Gomes (4), DE Adam Carriker (2), LB Brian Drakpo (2), S Brandon Meriweather (1), CB Cedric Griffin (1)

PASSING	Att	Comp	Yards	Cmp%	Yards/Att	TD	TD%	Int	Int%	Long	Sack/Lost	Rating
Griffin III	393	258	3,200	65.6	8.1	20	5.1	5	1.3	88t	30/217	102.4
Cousins	48	33	466	68.8	9.7	4	8.3	3	6.3	77t	3/27	101.6
REDSKINS	442	291	3,666	65.8	8.3	24	5.4	8	1.8	88t	33/244	102.1
Opponents	636	393	4,720	61.8	7.4	31	4.9	21	3.3	85t	32/209	87.0

YEARLY STATS

2013 [3-13] // COACH MIKE SHANAHAN

Sept. 9	L	27-33	Philadelphia	82,743
Sept. 15	L	20-38	at Green Bay	78,020
Sept. 22	L	20-27	Detroit	80,111
Sept. 29	W	24-14	at Oakland	53,549
Oct. 13	L	16-31	at Dallas	90,239
Oct. 20	W	45-41	Chicago	83,147
Oct. 27	L	21-45	at Denver	77,031
Nov. 3	W	30-24 (OT)	San Diego	80,115
Nov. 7	L	27-34	at Minnesota	84,011
Nov. 17	L	16-24	at Philadelphia	69,144
Nov. 25	L	6-27	San Francisco	79,773
Dec. 1	L	17-24	New York Giants	75,220
Dec. 8	L	10-45	Kansas City	56,247
Dec. 15	L	26-27	at Atlanta	70,069
Dec. 22	L	23-24	Dallas	80,411
Dec. 29	L	6-20	at New York Giants	80,177

		Redskins	Opponents
TOTAL FIRST DOWNS			
Rushing		329	329
Passing		112	102
Penalty		198	204
3rd Down: Made/Att		19	23
3rd Down Pct.		95/235	66/194
4th Down: Made/Att		40.4	34.0
4th Down Pct.		6/20	12/17
POSSESSION AVG.		30.0	70.6
TOTAL NET YARDS		30:42	29:18
Avg. Per Game		5,915	5,665
Total Plays		369.7	354.1
Avg. Per Play		1,107	993
NET YARDS RUSHING		5.3	5.7
Avg. Per Game		2,164	1,769
Total Rushes		135.3	110.6
NET YARDS PASSING		453	44
Avg. Per Game		3,751	3,896
Sacked / Yards Lost		234.4	243.5
Gross Yards		43/306	36/238
Attempts / Completions		4057	4134
Completion Pct.		611/355	514/337
Interceptions		19	16
PUNTS/AVERAGE		85/41.5	74/46.4
NET PUNTING AVG.		85/33.4	74/41.2
PENALTIES/YARDS		99/802	83/697
FUMBLES/LOST		30/15	19/10
TOUCHDOWNS		39	59
Rushing		14	23
Passing		20	29
Returns		5	7

		Q1	Q2	Q3	Q4	OT	PTS
REDSKINS		47	114	82	85	6	334
Opponents		126	141	91	120	0	478

		TD	Ru	Pa	Rt	PAT	FG	2-Pt.	TP
Forbath		0	0	0	0	26/26	18/22	0	80
Morris		7	7	0	0	0/0	0/0	0	42
Garçon		5	0	5	0	0/0	0/0	0	30
Young		4	3	1	0	0/0	0/0	0	24
Helu		4	4	0	0	0/0	0/0	0	24
REDSKINS		39	14	20	5	33/33	21/26	2	334
Opponents		59	23	29	7	59/59	21/25	0	478

		No.	Yards	Avg.	Lg	TD
RUSHING		276	1,275	4.6	45t	7
Morris		86	489	5.7	26	0
Griffin III		62	274	4.4	24	4
Helu		453	2,164	4.8	45t	14
REDSKINS		443	1,769	4.0	50t	23

		Att	Comp	Yards	Cmp%	Yards/Att	TD	TD%	Int	Int%	Long	Sack/Lost	Rating
PASSING		456	274	3,203	60.1	7.0	16	3.5	12	2.6	62t	39/274	82.2
Griffin III		155	91	854	52.3	5.5	4	2.6	7	4.5	62	5/32	58.4
Cousins		81	355	4,057	58.1	6.8	20	3.3	19	3.1	62t	43/306	76.1
REDSKINS		611	337	4,134	65.6	8.0	29	5.6	16	3.1	57	36/238	96.1

		No.	Yards	Avg.	Lg	TD
RECEIVING		113	1346	11.9	53t	5
Garçon		45	499	11.1	38	3
Reed		42	452	10.8	28	2
Moss		355	4,057	11.4	62t	20
REDSKINS		337	4,134	12.3	57	29

		No.	Yards	Avg.	Lg	TD
INTERCEPTIONS		4	49	12.3	26t	2
Hall		2	62	31.0	32	0
Meriweather		2	45	22.5	45t	1
Amerson		16	247	15.4	45t	4
REDSKINS		19	214	11.3	75t	2

		No.	Yards	Avg.	Net	TB	In	Lg	Blk
PUNTING		84	3,526	42.0	33.8	0	26	63	1
Rocca		74	3,437	46.4	41.2	8	29	72	0
Opponents									

		Ret	FC	Yards	Avg.	Lg	TD
PUNT RETURNS		18	8	130	7.2	18	0
Moss		8	1	59	7.4	34	0
Morgan		35	11	225	6.4	34	0
REDSKINS		39	18	655	16.8	86t	3

		No.	Yards	Avg.	Lg	TD
KICKOFF RETURNS		20	411	20.6	39	0
Paul		12	239	19.9	25	0
Morgan		51	1,018	20.0	39	0
REDSKINS		47	1,048	22.3	95t	1

		1-19	20-29	30-39	40-49	50+
FIELD GOALS		0/0	3/4	10/10	4/6	1/2
Forbath		0/0	2/2	0/0	1/1	0/1
Potter		0/0	5/6	10/10	5/7	1/3
REDSKINS		2/2	6/6	7/9	5/5	1/3

		T	S	A	TFL	PD	F	F
DEFENSE		112	69	43	7	8	0	1
FR		111	63	48	4	2	1	0
Riley		89	64	25	5	7	2	3
Fletcher								
Wilson								

SACKS: Brian Drakpo 10.0, Ryan Kerrigan 8.5, Perry Riley Jr. 3.0, Barry Coffield 2.5, London Fletcher 2.0, Rob Jackson 2.0, Jarvis Jenkins 2.0, Josh Wilson 2.0, Chris Baker 1.0, Brandon Meriweather 1.0, Bacarri Rambo 1.0, Darryl Tapp 1.0

NOTABLE RECORD (Finish): 3-13 [4th NFC East]

Honors: WR Pierre Garçon, USA Today All-Joe Team; QB Robert Griffin III, Ed Block Courage Award; RB Alfred Morris, Pro Bowl, Walter Payton Man of the Year Nominee; WR Santana Moss, Media Good Guy Award; LB Brian Drakpo, Pro Bowl; TE Jordan Reed, PFWA All-Rookie Team; T Trent Williams, Pro Bowl; FB Darrel Young, Media Good Guy Award

Starters: Offense: G Chris Chester (16), WR Pierre Garçon (16), G Kory Lichtensteiger (16), C Will Montgomery (16), RB Alfred Morris (16), T Tyler Polunius (16), T Trent Williams (16), TE Logan Paulsen (14), QB Robert Griffin III (13), WR Leonard Hankerson (7), WR Joshua Morgan (7), FB Darrel Young (7), TE Niles Paul (4), TE Jordan Reed (4), QB Kirk Cousins (3), TE Fred Davis (3), WR Santana Moss (1), WR Aldrick Robinson (1)

Defense: NT Barry Coffield (16), LB London Fletcher (16), CB DeAngelo Hall (16), LB Ryan Kerrigan (16), LB Perry Riley Jr. (16), CB Josh Wilson (16), LB Brian Drakpo (15), S Brandon Meriweather (13), DE Stephen Bowen (10), CB David Amerson (8), S Reed Doughty (8), DE Kedric Golston (8), CB E.J. Biggers (5), DE Jarvis Jenkins (5), DE Chris Baker (3), S Bacarri Rambo (3), S Jose Gumbs (1), LB Rob Jackson (1)

YEARLY STATS

2014 [4-12] // COACH JAY GRUDEN

Date	Day	Score	Location	Opponent	Points
Sept. 7	L	6-17	at Houston	Jacksonville	71,770
Sept. 14	W	41-10	Jacksonville	Jacksonville	80,037
Sept. 21	L	34-37	at Philadelphia	Philadelphia	69,596
Sept. 25	L	14-45	New York Giants	New York Giants	80,573
Oct. 6	L	17-27	Seattle	Seattle	79,522
Oct. 12	L	20-30	at Arizona	Arizona	61,159
Oct. 19	W	19-17	Tennessee	Tennessee	75,227
Oct. 27	W	20-17 (OT)	at Dallas	Dallas	87,055
Nov. 2	L	26-29	at Minnesota	Minnesota	52,252
Nov. 16	L	7-27	Tampa Bay	Tampa Bay	77,442
Nov. 23	L	13-17	at San Francisco	San Francisco	70,799
Nov. 30	L	27-49	at Indianapolis	Indianapolis	65,352
Dec. 7	L	0-24	St. Louis	St. Louis	71,120
Dec. 14	L	13-24	at New York Giants	New York Giants	77,628
Dec. 20	W	27-24	Philadelphia	Philadelphia	78,897
Dec. 28	L	17-44	Dallas	Dallas	80,897

	Redskins	Opponents
TOTAL FIRST DOWNS	318	307
Rushing	88	77
Passing	186	195
Penalty	44	35
3rd Down: Made/Att	62/197	89/207
3rd Down Pct.	31.5	43.0
4th Down: Made/Att	4/16	5/9
4th Down Pct.	25.0	55.6
POSSESSION AVG.	30:34	29:26
TOTAL NET YARDS	5738	5712
Avg. Per Game	358.6	357.0
Total Plays	1,006	976
Avg. Per Play	5.7	5.9
NET YARDS RUSHING	1,691	1,722
Avg. Per Game	105.7	107.6
Total Rushes	401	421
NET YARDS PASSING	4,047	3,990
Avg. Per Game	252.9	249.4
Sacked/Yards Lost	58/414	36/241
Gross Yards	4,461	4,231
Attempts/Completions	547/364	519/345
Completion Pct.	66.5	66.5
Had Intercepted	18	7
PUNTS/AVERAGE	78/46.9	80/44.0
NET PUNTING AVG.	39.5	40.4
PENALTIES/YARDS	120/1130	144/1164
FUMBLES/LOST	31/13	26/12
TOUCHDOWNS	33	53
Rushing	15	11
Passing	18	35
Returns	0	7

SCORE BY PERIODS	Q1	Q2	Q3	Q4	OT	PTS
REDSKINS	53	94	78	73	3	301
Opponents	86	133	82	137	0	438

SCORING	TD	Ru	Pa	Rt	PAT	FG	2-Pt.	TP
Forbath	0	0	0	0	31/32	24/27	0	103
Morris	8	8	0	0	0/0	0/0	0	48
Jackson	6	0	6	0	0/0	0/0	0	36
Young	5	3	2	0	0/0	0/0	0	30
REDSKINS	33	15	18	0	31/32	24/27	0	301
Opponents	53	11	35	7	50/51	22/26	2	438

RUSHING	No.	Yards	Avg.	Lg	TD
Morris	265	1,074	4.1	30	8
Helu Jr.	40	216	5.4	18	1
Griffin III	38	176	4.6	23	1
REDSKINS	401	1,691	4.2	30	15
Opponents	421	1,722	4.1	65t	11

PASSING	Att	Comp	Yards	Cmp%	Yards/Att	TD	TD%	Int	Int%	Long	Sack/Lost	Rating
Cousins	204	126	1,710	61.8	8.4	10	4.9	9	4.4	81t	8/70	86.4
Griffin III	214	147	1,694	68.7	7.9	4	1.9	6	2.8	69t	33/227	86.9
McCoy	128	91	1,057	71.1	8.3	4	3.1	3	2.3	70t	17/117	96.4
REDSKINS	547	364	4,461	66.5	8.2	18	3.3	18	3.3	81t	58/414	88.8
Opponents	519	345	4,231	66.5	8.2	35	6.7	7	1.3	79t	36/241	108.3

RECEIVING	No.	Yards	Avg.	Lg	TD
Garçon	68	752	11.1	70t	3
Jackson	56	1,169	20.9	81t	6
Reed	50	465	9.3	30	0
REDSKINS	364	4,461	12.3	81t	18
Opponents	345	4,231	12.3	79t	35

INTERCEPTIONS	No.	Yards	Avg.	Lg	TD
Breeland	2	0	0.0	0	0
REDSKINS	7	38	5.4	14	0
Opponents	18	245	13.6	39	2

PUNTING	No.	Yards	Avg.	Net	TB	In	Lg	Blk
Way	77	3,659	47.5	40.0	7	22	77	1
REDSKINS	78	3,659	46.9	40.0	7	22	77	1
Opponents	80	3,522	44.0	40.4	4	39	61	0

PUNT RETURNS	Ret	FC	Yards	Avg.	Lg	TD
Roberts	28	25	208	7.4	37	0
Jackson	1	2	0	0.0	0	0
REDSKINS	29	27	208	7.2	37	0
Opponents	42	10	397	9.5	78t	1

KICKOFF RETURNS	No.	Yards	Avg.	Lg	TD
Roberts	30	710	23.7	45	0
Paul	2	36	18.0	20	0
REDSKINS	36	783	21.8	45	0
Opponents	43	1,111	25.8	102t	1

FIELD GOALS	1-19	20-29	30-39	40-49	50+
Forbath	0/0	11/11	6/7	7/8	0/1
REDSKINS	0/0	11/11	6/7	7/8	0/1
Opponents	0/0	4/5	12/14	5/6	1/1

DEFENSE	T	S	A	TFL	PD	FF	FR
K. Robinson	108	70	38	6	3	0	1
Clark	101	68	33	3	3	0	2
Riley Jr.	93	60	33	8	4	1	0

SACKS: Ryan Kerrigan 13.5, Jason Hatcher 5.5, Brandon Meriweather 3.0, Frank Kearse 3.0, Trent Murphy 2.5, Perry Riley Jr. 2.0, Keenan Robinson 1.5, Trever Williams 1.0, Chris Baker 1.0, Barry Cofield Jr. 1.0, Jackson Jeffcoat 1.0, Brian Drakpo 0.5, Ryan Clark 0.5

NOTABLE RECORD [Finish]: 4-12 [4th NFC East]

Honors: S Ryan Clark, NFL Art Rooney Sportsmanship Award Nominee; RB Alfred Morris, Pro Bowl; LB Ryan Kerrigan, Media Good Guy Award; LB Keenan Robinson, Ed Block Courage Award; T Trent Williams, Pro Bowl; FB Darrel Young, Walter Payton Man of the Year Nominee

Starters: Offense: G Chris Chester (16), C Kory Lichtensteiger (16), RB Alfred Morris (16), G Shawn Lauvao (15), T Trent Williams (15), WR Pierre Garçon (14), WR DeSean Jackson (13), TE Logan Paulsen (12), FB Darrel Young (10), T Tom Compton (9), QB Robert Griffin III (7), TE Niles Paul (7), T Tyler Polumbus (7), QB Kirk Cousins (5), QB Colt McCoy (4), WR Andre Roberts (4), WR Ryan Grant (2), TE Jordan Reed (2), G Josh LeRibeux (1), T Morgan Moses (1)

Defense: LB Ryan Kerrigan (16), CB David Amerson (15), CB Bashaud Breeland (15), S Ryan Clark (15), DE Jarvis Jenkins (14), LB Perry Riley Jr. (14), DE Jason Hatcher (13), LB Keenan Robinson (13), DL Chris Baker (12), S Brandon Meriweather (10), LB Trent Murphy (8), LB Brian Drakpo (7), LB Will Compton (5), S Phillip Thomas (4), DE Stephen Bowen (3), DL Barry Cofield Jr. (3), CB DeAngelo Hall (3), CB E.J. Biggers (2), LB Jackson Jeffcoat (1), CB Chase Minnifield (1), CB Tracy Porter (1), S Trenton Robinson (1)

YEARLY STATS

2015 (9-7) // COACH JAY GRUDEN

Sept. 13	L	10-17	Miami	76,512
Sept. 20	W	24-10	St. Louis	72,460
Sept. 24	L	21-32	at New York Giants	76,081
Oct. 4	W	23-20	Philadelphia	74,767
Oct. 11	L	19-25	at Atlanta	70,178
Oct. 18	L	20-34	at New York Jets	78,160
Oct. 25	W	31-30	Tampa Bay	72,912
Nov. 8	L	10-27	at New England	66,829
Nov. 15	W	47-14	New Orleans	75,086
Nov. 22	L	16-44	at Carolina	74,418
Nov. 29	W	20-14	New York Giants	77,367
Dec. 7	L	16-19	Dallas	80,444
Dec. 13	W	24-21	at Chicago	61,026
Dec. 20	W	35-25	Buffalo	80,124
Dec. 26	W	38-24	at Philadelphia	69,596
Jan. 3	W	34-23	at Dallas	90,127
Jan. 10	L	18-35	Playoffs Green Bay	81,367

	Redskins	Opponents
TOTAL FIRST DOWNS	317	329
Rushing	81	103
Passing	208	202
Penalty	28	24
3rd Down: Made/Att	94/216	78/207
3rd Down Pct.	43.5	37.7
4th Down: Made/Att	7/12	11/20
4th Down Pct.	58.3	55.0
POSSESSION AVG.	31:39	28:21
TOTAL NET YARDS	5,661	6,090
Avg. Per Game	353.8	380.6
Total Plays	1,011	1,010
Avg. Per Play	5.6	6.0
NET YARDS RUSHING	1,566	1,962
Avg. Per Game	97.9	122.6
Total Rushes	429	406
NET YARDS PASSING	4,095	4,128
Avg. Per Game	255.9	258.0
Sacked/Yards Lost	27/199	38/264
Gross Yards	4,294	4,392
Attempts/Completions	555/386	566/354
Completion Pct.	69.5	62.5
Had Intercepted	11	11
PUNTS/AVERAGE	71/45.4	69/44.9
NET PUNTING AVG.	39.8	40.9
PENALTIES/YARDS	105/827	112/955
FUMBLES/LOST	26/11	36/16
TOUCHDOWNS	44	44
Rushing	9	10
Passing	30	30
Returns	5	4

SCORE BY PERIODS	Q1	Q2	Q3	Q4	OT	PTS
REDSKINS	102	110	61	115	0	388
Opponents	71	84	100	118	6	379

SCORING	TD	Ru	Pa	Rt	PAT	FG	2-Pt.	TP
Hopkins	0	0	0	0	39/40	25/28	0	114
Reed	11	0	11	0	0/0	0/0	0	66
Garçon	6	0	6	0	0/0	0/0	0	36
REDSKINS	44	9	30	5	40/41	26/30	2	388
Opponents	44	10	30	4	40/41	23/28	1	379

RUSHING	No.	Yards	Avg.	Lg	TD
Morris	202	751	3.7	48	1
Jones	144	490	3.4	39t	3
Thompson	35	216	6.2	42	0
REDSKINS	429	1,566	3.7	48	9
Opponents	406	1,962	4.8	70	10

RECEIVING	No.	Yards	Avg.	Lg	TD
Reed	87	952	10.9	32	11
Garçon	72	777	10.8	39t	6
Crowder	59	604	10.2	44	2
REDSKINS	386	4,294	11.1	78t	30
Opponents	354	4,392	12.4	62t	30

INTERCEPTIONS	No.	Yards	Avg.	Lg	TD
Breeland	2	56	28.0	28	0
Blackmon	2	7	3.5	6	0
Riley Jr.	2	7	3.5	7	0
REDSKINS	11	181	16.5	44	1
Opponents	11	140	12.7	59t	1

PUNTING	No.	Yards	Avg.	Net	TB	In	Lg	Blk
Way	70	3,224	46.1	39.8	7	21	64	1
REDSKINS	71	3,224	45.4	39.8	7	21	64	1
Opponents	69	3,097	44.9	40.9	6	24	63	1

PUNT RETURNS	Ret	FC	Yards	Avg.	Lg	TD
Crowder	30	16	158	5.3	16	0
Jackson	2	1	-5	-2.5	2	0
REDSKINS	32	17	153	4.8	16	0
Opponents	30	14	258	8.6	69t	1

KICKOFF RETURNS	No.	Yards	Avg.	Lg	TD
Ross	28	684	24.4	101t	1
Roberts	7	231	33.0	99t	1
REDSKINS	40	999	25.0	101t	2
Opponents	29	582	20.1	49	0

FIELD GOALS	1-19	20-29	30-39	40-49	50+
Hopkins	0/0	7/7	9/9	7/8	2/4
Forbath	0/0	0/0	0/0	1/2	0/0
REDSKINS	0/0	7/7	9/9	8/10	2/4
Opponents	0/0	8/8	8/10	5/7	2/3

DEFENSE	T	S	A	TFL	PD	FF	FR
Goldson	108	69	39	1	3	1	2
W. Compton	93	51	42	1	3	0	1
Breeland	81	59	22	5	16	3	2

SACKS: Ryan Kerrigan 9.5, Preston Smith 8.0, Chris Baker 6.0, Trent Murphy 3.5, Jason Hatcher 2.0, Ricky Jean Francois 2.0, Stephen Paea 1.5, Terrance Knighton 1.5, Will Compton 1.0, Frank Kearse 1.0, Will Blackmon 1.0

NOTABLE RECORD (Finish): 9-7 (1st NFC East)

Honors: QB Kirk Cousins, PFWA Co-Most Improved Player; RB Ryan Kerrigan, Walter Payton Man of the Year Nominee; RB Alfred Morris, NFL Art Rooney Sportsmanship Award Nominee; T Morgan Moses, Ed Block Courage Award; G Brandon Scherff, PFWA All-Rookie Team; T Trent Williams, Pro Bowl, PFWA All-NFC, Media Good Guy Award

Starters: Offense: QB Kirk Cousins (16), WR Pierre Garçon (16), RB Alfred Morris (16), T Morgan Moses (16), G Brandon Scherff (16), T Trent Williams (14), G Spencer Long (13), TE Derek Carrier (11), G Josh LeRibeux (11), WR DeSean Jackson (9), TE Jordan Reed (9), WR Jamison Crowder (6), WR Ryan Gar (5), C Kory Lichtensteiger (5), G Shawn Lauvao (3), TE Anthony McCoy (3), FB Darrel Young (3), T Tom Compton (2), T Ty Nsekhe (2), TE Alex Smith (1)

Defense: LB Ryan Kerrigan (16), S Dashon Goldson (15), NT Terrance Knighton (15), LB Trent Murphy (15), DE Jason Hatcher (14), CB Bashaud Breeland (13), DE Chris Baker (11), CB Will Blackmon (10), LB Will Compton (9), LB Perry Riley Jr. (9), CB/S DeAngelo Hall (3/5), LB Keenan Robinson (8), S Trenton Robinson (8), CB Chris Culliver (6), LB Mason Foster (5), S Kyshoen Jarrett (5), CB Quinton Dunbar (1), S Duke Ihenacho (1), DE Ricky Jean-Francois (1), S Jeron Johnson (1), DE Stephen Paea (1), CB Justin Rogers (1), LB Preston Smith (1)

PASSING	Att	Comp	Yards	Cmp%	Yards/Att	TD	TD%	Int	Int%	Long	Sack/Lost	Rating
Cousins	543	379	4,166	69.8	7.7	29	5.3	11	2.0	78t	26/186	101.6
McCoy	11	7	128	63.6	11.6	1	9.1	0	0.0	71t	1/13	133.9
REDSKINS	555	386	4,294	69.5	7.7	30	5.4	11	2.0	78t	27/199	102.0
Opponents	566	354	4,392	62.5	7.8	30	5.3	11	1.9	62t	38/264	96.1

YEARLY STATS

2016 [8-7-1] // COACH JAY GRUDEN

Date	Result	Opponent	Score
Sept. 12	L	Pittsburgh	79,124
Sept. 18	L	Dallas	80,612
Sept. 25	W	at New York Giants	78,368
Oct. 2	W	Cleveland	76,249
Oct. 9	W	at Baltimore	71,318
Oct. 16	W	Philadelphia	78,934
Oct. 23	L	at Detroit	60,461
Oct. 30	T	at Cincinnati	84,488
Nov. 13	W	Minnesota	78,216
Nov. 20	W	Green Bay	77,137
Nov. 24	L	at Dallas	93,099
Dec. 4	L	at Arizona	84,939
Dec. 11	W	at Philadelphia	69,596
Dec. 19	L	Carolina	76,889
Dec. 24	W	at Chicago	57,953
Jan. 1	L	New York Giants	79,471

	Redskins	Opponents
TOTAL FIRST DOWNS	345	368
Rushing	89	109
Passing	226	225
Penalty	30	34
3rd Down: Made/Att	90/199	97/208
3rd Down Pct.	45.2	46.6
4th Down: Made/Att	7/14	9/16
4th Down Pct.	50.0	56.3
POSSESSION AVG.	29:38	30:22
TOTAL NET YARDS	6,454	6,046
Avg. Per Game	403.4	377.9
Total Plays	1,009	1,050
Avg. Per Play	6.4	5.8
NET YARDS RUSHING	1,696	1,916
Avg. Per Game	106.0	119.8
Total Rushes	379	423
NET YARDS PASSING	4,758	4,130
Avg. Per Game	297.4	258.1
Sacked/Yards Lost	23/190	38/253
Gross Yards	4,948	4,383
Attempts/Completions	607/407	589/387
Completion Pct.	67.1	65.7
Had Intercepted	12	13
PUNTS/AVERAGE	49/45.1	61/45.9
NET PUNTING AVG.	38.9	38.9
PENALTIES/YARDS	110/909	100/1,023
FUMBLES/BALL LOST	19/9	22/8
TOUCHDOWNS	43	45
Rushing	17	19
Passing	25	22
Returns	1	4

	Q1	Q2	Q3	Q4	OT	PTS
SCORE BY PERIODS						
REDSKINS	77	91	96	132	0	396
Opponents	68	138	60	117	0	383

	TD	Ru	Pa	Rt	PAT	FG	2-Pt.	TP
SCORING								
Hopkins	0	0	0	0	36/39	34/42	0	138
Crowder	8	0	7	1	0/0	0/0	0	48
Kelley	7	6	1	0	0/0	0/0	0	42
REDSKINS	43	17	25	1	36/39	34/42	0	396
Opponents	45	19	22	4	41/43	24/30	0	383

	No.	Yards	Avg.	Lg	TD
RUSHING					
Kelley	168	704	4.2	66	6
Jones	99	460	4.6	57	3
Thompson	68	356	5.2	25t	3
REDSKINS	379	1,696	4.5	66	17
Opponents	423	1,916	4.5	35	19

	No.	Yards	Avg.	Lg	TD
RECEIVING					
Garcon	79	1041	13.2	70t	3
Crowder	67	847	12.6	55t	7
Reed	66	686	10.4	33	6
REDSKINS	407	4,948	12.2	80t	25
Opponents	387	4,383	11.3	54	22

	No.	Yards	Avg.	Lg	TD
INTERCEPTIONS					
Norman	3	38	12.7	35	0
Breeland	3	32	10.7	26	0
REDSKINS	13	186	14.3	79	0
Opponents	12	201	16.8	64t	2

	No.	Yards	Avg.	Net	TB	In	Lg	Blk
PUNTING								
Way	49	2,209	45.1	38.9	4	15	61	0
REDSKINS	49	2,209	45.1	38.9	4	15	61	0
Opponents	61	2,797	45.9	38.9	4	18	68	0

	Ret	FC	Yards	Avg.	Lg	TD
PUNT RETURNS						
Crowder	27	15	328	12.1	85t	1
Blackmon	1	1	16	16.0	16	0
REDSKINS	29	16	344	11.9	85t	1
Opponents	27	7	222	8.2	19	0

	No.	Yards	Avg.	Lg	TD
KICKOFF RETURNS					
Thompson	17	360	21.2	28	0
Blackmon	4	109	27.3	45	0
REDSKINS	27	570	21.1	45	0
Opponents	25	534	21.4	86t	1

	1-19	20-29	30-39	40-49	50+
FIELD GOALS					
Hopkins	0/0	12/12	12/14	7/9	3/7
REDSKINS	0/0	12/12	12/14	7/9	3/7
Opponents	0/0	8/9	7/9	6/9	1/3

	T	S	A	TFL	PD	FF	FR
DEFENSE							
Foster	123	88	35	9	3	0	0
Compton	104	60	44	5	5	1	2
Breeland	71	60	11	1	11	2	0

SACKS: Ryan Kerrigan 11.0, Trent Murphy 9.0, Preston Smith 4.5, Chris Baker 3.5, Cullen Jenkins 1.5, Ricky Jean Francois 1.5, Ziggy Hood 1.0, Su'a Cravens 1.0, Bashaud Breeland 1.0, David Bruton Jr. 1.0, Mason Foster 1.0, Quinton Dunbar 1.0, Terence Garvin 0.5, Will Blackmon 0.5

NOTABLE Record (Finish): 8-7-1 [3rd NFC East]

Honors: QB Kirk Cousins, Pro Bowl, NFL Art Rooney Sportsmanship Award Nominee; WR Pierre Garçon, Walter Payton Man of the Year Nominee; DE Ricky Jean Francois, Media Good Guy Award; LB Ryan Kerrigan, Pro Bowl, PFWA All-NFC; TE Niles Paul, Ed Block Courage Award; TE Jordan Reed, Pro Bowl; G Brandon Scherff, Pro Bowl; T Trent Williams, Pro Bowl, Sporting News All-Pro, PFWA All-NFC

Starters: Offense: QB Kirk Cousins (16), WR Pierre Garçon (16), T Morgan Moses (16), G Brandon Scherff (16), WR DeSean Jackson (15), TE Vernon Davis (14), G Shawn Lauvaq (14), C/G Spencer Long (12), T Trent Williams (12), WR Jamison Crowder (9), RB Rob Kelley (9), TE Jordan Reed (8), RB Matt Jones (7), T Ty Nsekhe (4), C Kory Lichtensteiger (3), G Aric Kouandjio (2), WR Ryan Grant (1), TE Niles Paul (1), C John Sullivan (1)

Defense: DE Chris Baker (16), LB Ryan Kerrigan (16), CB Josh Norman (16), LB Preston Smith (16), LB Will Compton (15), CB Bashaud Breeland (14), DL Ziggy Hood (14), LB Mason Foster (13), S Duke Ihenacho (10), S Donte Whitner Sr. (9), DE Ricky Jean-Francois (7), S Will Blackmon (6), CB Kendall Fuller (6), S David Bruton Jr. (4), S Su'a Cravens (3), S DeAngelo Hall (3), CB Quinton Dunbar (2), DL Kedric Golston (2), CB Dashaun Phillips (2), CB Greg Toler (2), LB Martrell Spaight (1)

	Att	Comp	Yards	Cmp%	Yards/Att	TD	TD%	Int	Int%	Long	Sack/Lost	Rating
PASSING												
Cousins	606	406	4,917	67.0	8.1	25	4.1	12	2.0	80t	23/190	97.2
Way	1	1	31	100.0	31.0	0	0.0	0	0.0	31	0/0	118.8
REDSKINS	607	407	4,948	67.1	8.2	25	4.1	12	2.0	80t	23/190	97.4
Opponents	589	387	4,383	65.7	7.4	22	3.7	13	2.2	54	38/253	91.1

YEARLY STATS

2017 (7-9) // COACH JAY GRUDEN

Date	Day	Score	Opponent	Redskins	Opponents
Sept. 10	L	17-30	Philadelphia	78,685	
Sept. 17	W	27-20	at Los Angeles Rams	56,612	
Sept. 24	W	27-10	Oakland	77,123	
Oct. 2	L	20-29	at Kansas City	74,587	
Oct. 15	W	26-24	San Francisco	75,568	
Oct. 23	L	24-34	at Philadelphia	69,596	
Oct. 29	L	19-33	Dallas	78,428	
Nov. 5	W	17-14	at Seattle	68,927	
Nov. 12	L	30-38	Minnesota	74,476	
Nov. 19	L	31-34	at New Orleans	73,138	
Nov. 23	W	20-10	New York Giants	73,210	
Nov. 30	L	14-38	at Dallas Cowboys	91,712	
Dec. 10	L	13-30	at Los Angeles Chargers	25,393	
Dec. 17	W	20-15	Arizona	71,026	
Dec. 24	W	27-11	Denver	72,889	
Dec. 31	L	10-18	at New York Giants	76,269	

	Redskins	Opponents
TOTAL FIRST DOWNS		
Rushing	66	105
Passing	191	171
Penalty	21	31
3rd Down: Made/Att	66/204	83/226
3rd Down Pct.	32.4	36.7
4th Down: Made/Att	9/16	9/15
4th Down Pct.	56.3	60.0
POSSESSION AVG.	29:40	30:20
TOTAL NET YARDS	5199	5566
Avg. Per Game	324.9	347.9
Total Plays	982	1045
Avg. Per Play	5.3	5.3
NET YARDS RUSHING	1448	2146
Avg. Per Game	90.5	134.1
Total Rushes	401	472
NET YARDS PASSING	3751	3420
Avg. Per Game	234.4	213.8
Sacked/Yards Lost	41/342	42/272
Gross Yards	4093	3692
Attempts/Completions	540/347	531/306
Completion Pct.	64.3	57.6
Had Intercepted	13	16
PUNTS/AVERAGE	83/45.7	80/44.2
NET PUNTING AVG.	39.0	41.0
PENALTIES/YARDS	92/732	100/887
FUMBLES/BALL LOST	28/14	21/7
TOUCHDOWNS	39	41
Rushing	10	13
Passing	27	23
Returns	2	5

SCORE BY PERIODS	Q1	Q2	Q3	Q4	OT	PTS
REDSKINS	74	115	50	103	0	342
Opponents	67	117	77	124	3	388

SCORING	TD	Ru	Pa	Rt	PAT	FG	2-Pt.	TP
Hopkins	0	0	0	0	18/19	14/17	0	60
Rose	0	0	0	0	18/20	10/11	0	48
Doctson	6	0	6	0	0/0	0/0	0	36
Thompson	6	2	4	0	0/0	0/0	0	36
REDSKINS	39	10	27	2	36/39	24/28	0	342
Opponents	41	13	23	5	32/34	34/41	3	388

RUSHING	No.	Yards	Avg.	Lg	TD
Perine	175	603	3.4	30	1
Thompson	64	294	4.6	61t	2
Kelley	62	194	3.1	21	3
Cousins	49	179	3.7	18	4
REDSKINS	401	1448	3.6	61t	10
Opponents	472	2146	4.5	75t	13

PASSING	Att	Comp	Yards	Cmp%	Yards/Att	TD	TO%	Int	Int%	Long	Sack/Lost	Rating
K.Cousins	540	347	4093	64.3%	7.6	27	5.0%	13	2.4%	74	41/342	93.8
REDSKINS	540	347	4093	64.3%	7.6	27	5.0%	13	2.4%	74	41/342	93.8
Opponents	531	306	3692	57.6%	7.0	23	4.3%	16	3.0%	75t	42/272	81.0

RECEIVING	No.	Yards	Avg.	Lg	TD
Crowder	66	789	12.0	41	3
Grant	45	573	12.7	40t	4
Davis	43	648	15.1	69	3
Thompson	39	510	13.1	74	4
Doctson	35	502	14.3	52t	6
REDSKINS	347	4093	11.8	74	27
Opponents	306	3692	12.1	75t	23

INTERCEPTIONS	No.	Yards	Avg.	Lg	TD
Swearinger	4	32	8.0	31	0
Fuller	4	4	1.0	3	0
Smith	2	26	13.0	18	0
REDSKINS	16	194	12.1	96t	2
Opponents	13	183	14.1	53t	2

PUNTING	No.	Yards	Avg.	Net	TB	In	Lg	Blk
Way	83	3794	45.7	39.0	6	33	64	0
REDSKINS	83	3794	45.7	39.0	6	33	64	0
Opponents	80	3538	44.2	41.0	4	27	62	0

PUNT RETURNS	Ret	FC	Yards	Avg.	Lg	TD
Crowder	27	21	171	6.3	29	0
REDSKINS	29	22	178	6.1	29	0
Opponents	39	26	435	11.2	83t	1

KICKOFF RETURNS	No.	Yards	Avg.	Lg	TD
Breeland	10	208	20.8	35	0
Thompson	8	165	20.6	29	0
REDSKINS	34	673	19.8	35	0
Opponents	24	448	18.7	34	0

FIELD GOALS	1-19	20-29	30-39	40-49	50+
Hopkins	1/1	7/7	2/2	4/5	0/2
Rose	0/0	5/5	3/4	1/1	1/1
REDSKINS	1/1	12/12	5/6	5/6	1/3
Opponents	1/1	9/9	12/13	7/13	5/5

DEFENSE	T	S	A	TFL	PD	FF	FR
Brown	127	84	43	12	2	0	0
Swearinger	79	61	18	2	10	1	0
Spaight	69	41	28	4	2	0	1

SACKS: Ryan Kerrigan 13.0, Preston Smith 8.0, Anthony Lanier II 5.0, Matt Ioannidis 4.5, Junior Galette 3.0, Zach Brown 2.5, Terrell McClain 2.0, Jonathan Allen 1.0, Mason Foster 0.5, Josh Harvey-Clemons 0.5, Ziggy Hood 0.5, D.J. Swearinger 0.5

NOTABLE Record (Finish): 7-9 (3rd NFC East)

Honors: TE Vernon Davis, NFL Art Rooney Sportsmanship Award Finalist; S DeAngelo Hall, Ed Block Courage Award; LB Ryan Kerrigan, Pro Bowl, PFWA All-NFC; G Brandon Scherff, Pro Bowl; LB Nick Sundberg, Walter Payton Man of the Year Nominee; RB Chris Thompson, Media Good Guy Award; T Trent Williams, Pro Bowl, Sporting News All-Pro

Starters: Offense: QB Kirk Cousins (16), TE Vernon Davis (16), T Morgan Moses (16), WR Josh Doctson (14), G Brandon Scherff (14), T Trent Williams (10), G Shawn Lauvao (8), TE Niles Paul (8), RB Samaje Perine (8), WR Ryan Grant (7), RB Robert Kelley (7), C Chase Roullier (7), WR Jamison Crowder (6), G Arie Kouandjio (6), C Spencer Long (6), T Ty Nsekhe (5), TE Jordan Reed (5), TE Jeremy Sprinkle (5), G/C Tony Bergstrom (3), DL Tyler Catalina (2), T T.J. Clemmings (2), WR Terrelle Pryor Sr. (2), WR Brian Quick (1), RB Chris Thompson (1)

Defense: LB Ryan Kerrigan (16), LB Preston Smith (16), S D.J. Swearinger (16), CB Bashaud Breeland (15), LB Zach Brown (13), DL Ziggy Hood (13), CB Josh Norman (13), DL Matt Ioannidis (10), DL Stacy McGee (10), S Deshazor Everett (8), CB Kendall Fuller (6), S Montae Nicholson (6), LB Martrell Spaight (6), LB Zach Vigil (6), DL Jonathan Allen (5), CB Quinton Dunbar (4), LB Mason Foster (4), LB Will Compton (3), S DeAngelo Hall (2), DL Anthony Lanier II (2), DL Terrell McClain (2)

YEARLY STATS

2018 (7-9) // COACH JAY GRUDEN

Sept. 9	W	24-6	at Arizona	61,613
Sept. 16	L	21-9	Indianapolis	57,013
Sept. 23	W	31-17	Green Bay	59,827
Oct. 8	L	43-19	at New Orleans	73,028
Oct. 14	W	23-17	Carolina	60,482
Oct. 21	W	20-17	Dallas	66,301
Oct. 28	W	20-13	at New York Giants	77,537
Nov. 4	L	38-14	Atlanta	62,386
Nov. 11	W	16-3	at Tampa Bay	52,667
Nov. 18	L	23-21	Houston	61,593
Nov. 22	L	31-23	at Dallas	92,076
Dec. 3	L	28-13	at Philadelphia	69,696
Dec. 9	L	40-16	New York Giants	57,437
Dec. 16	W	16-13	at Jacksonville	67,577
Dec. 22	L	25-16	at Tennessee	60,746
Dec. 30	L	24-0	Philadelphia	63,188

TOTAL FIRST DOWNS	Redskins	Opponents
Rushing	280	330
Passing	96	109
Penalty	156	197
3rd Down: Made/Att	28	24
3rd Down Pct.	75/206	86/196
4th Down: Made/Att	36.4	43.9
4th Down Pct.	10/18	5/13
POSSESSION AVG.	55.6	38.5
TOTAL NET YARDS	29:38	30:22
Avg. Per Game	4795	5654
Total Plays	299.7	353.4
Avg. Per Play	967	996
NET YARDS RUSHING	5.0	5.7
Avg. Per Game	1774	1860
Total Rushes	110.9	116.3
NET YARDS PASSING	414	413
Avg. Per Game	3021	3794
Sacked/Yards Lost	188.8	237.1
Gross Yards	44/266	46/297
Attempts/Completions	3287	4091
Completion Pct.	509/311	537/362
Had Intercepted	61.1	67.4
PUNTS/AVERAGE	15	15
NET PUNTING AVG.	79/45.3	58/45.9
PENALTIES/YARDS	41.5	42.2
FUMBLES/BALL LOST	115/1008	102/791
TOUCHDOWNS	18/4	24/11
Rushing	29	43
Passing	12	12
Returns	16	27

SCORE BY PERIODS	Q1	Q2	Q3	Q4	OT	PTS
REDSKINS	54	95	35	97	0	281
Opponents	60	134	61	104	0	359

SCORING	TD	Ru	Pa	Rt	PAT	FG	2-Pt.	TP
Hopkins	0	0	0	0	25/26	26/29	0	103
Peterson	8	7	1	0	0/0	0/0	0	48
Bibbs	4	3	1	0	0/0	0/0	0	24
V. Davis	2	0	2	0	0/0	0/0	1	14
REDSKINS	29	12	16	1	25/26	26/29	2	281
Opponents	43	12	27	4	34/38	21/26	2	359

RUSHING	No.	Yards	Avg.	Lg	TD
Peterson	251	1042	4.2	90t	7
Thompson	43	178	4.1	16	0
Smith	41	168	4.1	22	1
Johnson	23	120	5.2	16	1
Bibbs	20	101	5.1	15	3
REDSKINS	414	1774	4.3	90t	12
Opponents	413	1860	4.5	78t	12

RECEIVING	No.	Yards	Avg.	Lg	TD
Reed	54	558	10.3	34	2
Doctson	44	532	12.1	32	2
Thompson	41	268	6.5	23	1
Crowder	29	388	13.4	79t	2
Harris	28	304	10.9	42	0
REDSKINS	311	3287	10.6	79t	16
Opponents	362	4091	11.3	90t	27

INTERCEPTIONS	No.	Yards	Avg.	Lg	TD
Swearinger	4	33	8.3	22	0
Norman	3	79	26.3	40	0
Dunbar	2	21	10.5	24	0
Foster	2	4	2.0	4	0
REDSKINS	15	203	13.5	40	0
Opponents	15	316	21.1	101t	3

PUNTING	No.	Yards	Avg.	Net	TB	In	Lg	Blk
Way	79	3581	45.3	41.5	0	41	63	0
REDSKINS	79	3581	45.3	41.5	0	41	63	0
Opponents	58	2660	45.9	42.2	5	22	72	0

PUNT RETURNS	Ret	FC	Yards	Avg.	Lg	TD
Crowder	8	13	27	3.4	10	0
Quinn	4	4	52	13.0	30	0
Harris	3	3	11	3.7	6	0
Crowder	2	3	20	10.0	11	0
REDSKINS	17	23	110	6.5	30	0
Opponents	31	26	303	9.8	74t	1

KICKOFF RETURNS	No.	Yards	Avg.	Lg	TD
Johnson	12	283	23.6	44	0
Marshall	6	114	19.0	28	0
Stroman	6	110	18.3	23	0
REDSKINS	29	570	19.7	44	0
Opponents	13	295	22.7	31	0

FIELD GOALS	1-19	20-29	30-39	40-49	50+
Hopkins	0/0	5/5	7/7	10/12	4/5
REDSKINS	0/0	5/5	7/7	10/12	4/5
Opponents	0/0	5/5	8/9	7/10	1/2

DEFENSE	T	S	A	TFL	PD	FF	FR
Foster	131	81	50	4	4	0	2
Brown	96	69	27	10	1	2	0
Clinton-Dix	65	55	10	0	3	1	1

SACKS: Ryan Kerrigan 13.0, Jonathan Allen 8.0, Matt Ioannidis 7.5, Daron Payne 5.0, Preston Smith 4.0, Ryan Anderson 2.0, Shaun Dion Hamilton 1.5, Mason Foster 1.0, Zach Brown 1.0, D.J. Swearinger 1.0, Josh Harvey-Clemons 1.0, Stacy McGee 1.0.

NOTABLE RECORD (Finish): 7-9 (3rd NFC East)

Starters: Offense: RB Adrian Peterson (16), T Morgan Moses (16), C Chase Roullier (16), T Trent Williams (13), WR Josh Doctson (12), QB Alex Smith (10), TE Jeremy Sprinkle (9), TE Vernon Davis (8), TE Jordan Reed (8), DL Tony Bergstrom (8), G Brandon Scherff (8), WR Jamison Crowder (7), WR Maurice Harris (7), G Shawn Lauvao (5), DL Ty Nsekhe (5), G Jonathan Cooper (4), WR Paul Richardson (4), QB Josh Johnson (3), WR Michael Floyd (3), WR Brian Quirk (3), DL Luke Bowanko (3), QB Colt McCoy (2), WR Trey Quinn (2), TE Matt Flanagan (1), T Austin Howard (1), G Zac Kerin (1)

Defense: DL Jonathan Allen (16), DL Daron Payne (16), LB Mason Foster (16), LB Ryan Kerrigan (16), LB Preston Smith (16), CB Josh Norman (16), S D.J. Swearinger (15), LB Zach Brown (12), CB Fabian Moreau (10), S Ha Ha Clinton-Dix (9), DL Matt Ioannidis (8), S Montae Nicholson (7), CB Quinton Dunbar (6), LB Shaun Dion-Hamilton (4), CB Greg Stroman (3), S Deshaun Everett (3), CB Danny Johnson (1), DL Stacy McGee (1)

PASSING	Att	Comp	Yards	Cmp%	Yards/Att	TD	TD%	Int	Int%	Long	Sack/Lost	Rating
Smith	328	205	2180	62.5%	6.6	10	3.0%	5	1.5%	52	22/121	85.7
Johnson	91	52	590	57.1%	6.5	3	3.3%	4	4.4%	79t	9/67	69.4
McCoy	54	34	372	63.0%	6.9	3	5.6%	3	5.6%	53t	6/36	78.6
Sanchez	35	19	138	54.3%	3.9	0	0.0%	3	8.6%	20	7/42	28.0
REDSKINS	509	311	3287	61.1%	6.5	16	3.1%	15	2.9%	79t	44/266	78.1
Opponents	537	362	4091	67.4%	7.6	27	5.0%	15	2.8%	90t	46/297	85.1

FACILITIES

FEDEXFIELD



Located in Landover, Md., FedExField serves as home to the Washington Redskins and as the area's premier sports and entertainment destination. Beyond the annual excitement of National Football League competition, the venue has played host to marquee soccer and college football events as well as internationally-recognized recording artists.

Over the last several years, Owner Dan Snyder and the entire Redskins organization have spearheaded efforts to enhance the guest experience. Among the improvements implemented with success in recent years have been an increase in the number of stadium gates and new parking plans to reduce congestion and welcome fans in and out more efficiently. The Redskins also upgraded Wi-Fi throughout the stadium, creating better access to enhanced game day features on the Redskins Mobile App and complimentary access to the Red Zone Channel via NFL Mobile for season ticket members.

The stadium, with a capacity of 82,000, sits on a 200-acre site and boasts the NFL's premier tailgating experience. Prior to each game, diehard Redskins fans arrive in style in decorated vans, buses, trucks and more. In recent years, President Bruce Allen, Super Bowl XXII MVP Doug Williams and others have visited the congregations of Redskins fans to share in the tradition of the league's top pregame tailgates.

Privately financed, FedExField was completed in a record 17 months and hosted the Redskins home opener on Sept. 14, 1997 – a 19-13 overtime win against the Arizona Cardinals. FedExField increased the Redskins' attendance capacity by more than 40 percent when the team left RFK Stadium after 1996. Nevertheless, the Redskins have sold out every home game for the past 50 seasons. All 210 (preseason, regular and postseason) contests at FedExField through the 2017 season have been sellouts.

Construction on FedExField began in March 1996 and cost \$250 million. The following year, \$30 million was spent to create a 170,000 square-foot atrium

encircling the entire stadium on the Joe Gibbs Club Level.

When Snyder bought the Redskins in July 1999, one of his first tasks was to make improvements to FedExField. Immediately, millions were invested in such projects as replacing metal rails with glass rails in order to provide unobstructed sight lines in the stadium bowl. Since his inaugural season, Snyder has spent more than \$100 million to enhance FedExField and ensure a best-in-class experience for fans.

Snyder also created unique Executive Suites, the NFL's largest video wall and added more than 1,000 cash parking spaces. The Redskins installation of new 100-foot long end zone HD Videoboards and eight new digital ribbon boards provide fans with out-of-town scores and statistics, and the implementation of a text message traffic alert system gives fans updates on the best gameday routes.

Snyder was also instrumental in the multimillion dollar renovation and replacement of the video control room and the movement of the late Sean Taylor's locker for viewing on the stadium's Club Level.

In 2011, the Redskins, along with NRG Energy, one of the largest energy companies in the United States, brought the largest solar installation of renewable energy in the region to FedExField – 8,000 solar panels, 10 electric vehicle charging stations and a 30-foot tall solar sculpture. Prince George's County Chamber of Commerce honored the Redskins' innovation in solar installation by recognizing them as the 2011 Green Business of the Year.

FedExField, while being the official home of the Redskins, is also host to a variety of special events including premier college football games, world-class performers, international soccer matches and much more.

The facility has become a premier destination for top-selling musical artists. In 2018 alone, FedExField played host to two of the year's most-acclaimed tours, welcoming fans for consecutive nights on both Taylor Swift's "Reputation" tour and Jay-Z and Be-

yonce's "OTR II" tour. A year earlier, the stadium served as the stage for a number of internationally acclaimed performers, including U2's "The Joshua Tree Tour" and Coldplay's "A Head Full of Dreams" tour. The venue has also welcomed such musical luminaries as legendary rock group Guns n' Roses and award-winning country artist Kenny Chesney in recent years.

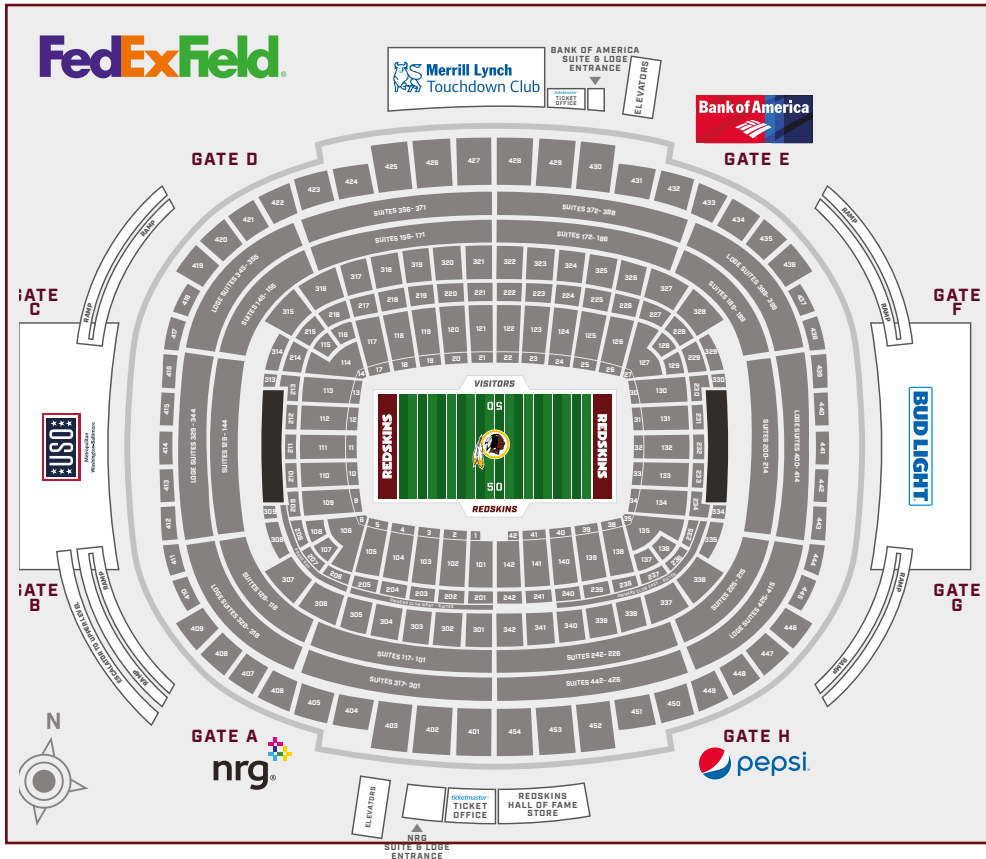
The home of the Redskins has also welcomed top college football teams. In addition to an early season matchup between Maryland and Texas this year, the venue has played host to a number of high-profile collegiate tilts, including a sold-out prime-time thriller between Virginia Tech and Boise State in September 2010 and welcoming the rich pageantry of the Army-Navy Game to the nation's capital for the first time in 2011. In 2017, Virginia Tech and West Virginia met in Landover to renew their battle for the Black Diamond Trophy.

FedExField has also become a destination for marquee soccer friendlies, including matches between the U.S. Men's National Team and world powerhouse Brazil in 2012, as well as show-downs featuring iconic clubs such as Chelsea, FC Barcelona, Manchester United, Juventus and Real Madrid in recent years.

Redskins Special Events opens up a world of possibilities by making its most exclusive areas that host the "who's who" of Washington during Redskins games available for non-game events throughout the year. FedExField is the perfect backdrop for any special occasion. For more information, check out <http://events.redskins.com>.

FEDEXFIELD

STADIUM DIAGRAM



RECOMMENDED ROUTES

All fans are encouraged to take the Metro Blue Line to the Morgan Boulevard Station. Exit onto the sidewalk, which will be on your right side after exiting the Metro gates, opposite the parking lot exit. Follow the sidewalk for less than a mile to FedExField. Utilize Metro Trip Planner at www.wmata.com to plan your trip to FedExField from your closest Metro station or Metro bus stop. For driving directions, please visit www.redskins.com/directions, or see below if you are traveling from one of the three major local airports.

From Baltimore-Washington International (BWI):

Take I-195W to exit 2B (MD-295 S towards Washington). Take the exit for MD-202. Turn left at the traffic light off the exit onto Landover Rd./MD-202 East (sign says South) toward Cheverly. Take Landover Rd./MD-202 East to Brightseat Rd. Turn right onto Brightseat Rd. Follow to stadium.

From Dulles Airport (IAD):

Take Dulles Airport Access and Toll Rd. to VA-267E towards Washington. Follow to I-495/I-95 N. Take exit 15 (Central Ave). Bear left off the exit ramp and follow to the traffic light. Turn left at the traffic light onto Central Ave./214W. Turn right onto Garrett A. Morgan Blvd. Follow to stadium.

From Ronald Reagan National Airport (DCA):

Take US-1S towards Alexandria. Continue on US-1S via the ramp to I-395S. Follow to I-495E/I-95 N. Take exit 15 (Central Ave). Bear left off the exit ramp and follow to the traffic light. Turn left at the traffic light onto Central Ave./214W. Turn right onto Garrett A. Morgan Blvd. Follow to stadium.

FEDEXFIELD


A DAY OF FIRSTS

On September 14, 1997, the Redskins opened their new stadium with a thrilling 19-13 overtime victory over the Arizona Cardinals in front of a record crowd of Washington fans.

In their first game at their new home, the Redskins were forced into overtime when Cardinals kicker Kevin Butler connected on a 47-yard field goal to tie the score with just two seconds remaining.

The Cards won the toss to start the extra period, but rookie defensive lineman Kenard Lang stripped Arizona running back Leland McElroy of the football, and Derek M. Smith recovered for the Skins on the 35-yard line.

Quarterback Gus Frerotte (right) was sacked on first down, but on the next play he found Michael Westbrook in the end-zone for a game-winning 40-yard drive.



REDSKINS 19, CARDINALS 13

Washington Redskins vs. Arizona Cardinals
Jack Kent Cooke Stadium - Landover, Md.
September 14, 1997 - 1 p.m.

	1	2	3	4	OT	Final
Arizona	7	0	3	3	0	13
Washington	3	7	0	3	6	19

SCORING

Team	Qtr	Time	Scoring Play
WAS	1	8:27	Blanton 20 yard field goal
ARI	1	0:57	Bennett 0 yard fumble return (Butler kick)
WAS	2	13:57	Westbrook 5 yard pass from Frerotte (Blanton kick)
ARI	3	0:52	Butler 32 yard field goal
WAS	4	1:13	Blanton 19 yard field goal
ARI	4	0:02	Butler 47 yard field goal
WAS	OT	13:24	Westbrook 40 yard pass from Frerotte

LIST OF FIRSTS

- National Anthem:** Sung by Mary Chapin Carpenter
- Coin Toss:** Redskins win toss and elect to receive
- Snap:** Redskins center Jeff Uhlenhake to quarterback Gus Frerotte
- Play:** Redskins Terry Allen three-yard run
- Pass Play:** Redskins quarterback Gus Frerotte threw incomplete, intended for running back Terry Allen
- Punt:** Redskins Matt Turk punts 53 yards with 13:57 left in the first quarter
- Completion and first down:** Cardinals Kent Graham passed six yards to wide receiver Frank Sanders
- Score:** Redskins Scott Blanton 20-yard field goal with 8:27 left in the first quarter
- Touchdown:** Cardinals Tommy Bennett recovered blocked punt in the end zone with 0:57 left in the first quarter
- Redskins Touchdown:** Michael Westbrook five-yard reception from Gus Frerotte with 13:37 left in the second quarter
- Turnover:** Fumble by Cardinals Frank Sanders
- Penalty:** False start by Redskins left tackle Shar Pourdanesh
- Sack:** Redskins Marc Boutte sacks Kent Graham in first quarter
- Interception:** Cardinals linebacker Ron McKinnon, on pass by Gus Frerotte with 10:46 left in the second quarter
- Timeout:** Cardinals Kent Graham with 9:56 left in the second quarter
- Halftime score:** Washington Redskins 10, Arizona Cardinals 7
- Victory:** Washington Redskins 19, Arizona Cardinals 13 in overtime

STADIUM GUIDE

As a guest of FedExField, your safety and enjoyment of the game day experience is our primary concern. Please note that everyone entering FedExField is subject to search by our security staff. This requires fans to enter through predetermined screening locations, which sometimes results in delays.

Per NFL policy, fans will be able to carry the following style and size bag, package, or container at stadium plaza areas, stadium gates, or when approaching queue lines of fans awaiting entry into the stadium:

****Bags** that are clear plastic, vinyl or PVC and do not exceed 12" x 6" x 12." [Official NFL team logo clear plastic tote bags will be available through club merchandise outlets or at nflshop.com/allclear].

****One-gallon clear plastic freezer bag** (Ziploc bag or similar).

****Small clutch bags** are permissible, if they are approximately 4.5" x 6.5", with or without a handle or strap can be taken into the stadium with one of the clear plastic bags.

An exception will be made for medically necessary items after proper inspection at a gate designated for this purpose. For more information, please visit: <http://www.nfl.com/allclear>

Please be aware that you may not bring the following items into FedExField: Bags, including: backpacks, gym bags, duffel bags, diaper bags, packages, briefcases, purses, fanny packs, etc... Food and beverages of any kind... Seat cushions with zippers or pockets... Umbrellas [plastic ponchos are available for sale at select merchandise areas]... Bottles, jugs, thermoses, cans, coolers, or any other container... Animals [except for certified guide dogs assisting disabled guests]... Whistles, horns and other noise makers... Weapons, firearms... Illegal drugs... Folding chairs and strollers... LED lights and battery powered clothing.

Leafleting or distribution of any literature is prohibited.

Understanding and adhering to these policies will help ensure that all fans enter FedExField in a safe and timely manner. If a ticket holder elects not to consent to these searches or is found attempting to enter with a prohibited item, the ticket holder may be denied entry into the stadium.

We appreciate your cooperation with game day security requirements.

Alcohol Sales

Alcohol is sold only to guests 21 years or older. Proper photo identification is required. There is a two (2) drink maximum per purchase, per person. On the Lower and Upper Levels, all alcohol sales will cease at the completion of the 3rd Quarter of Redskins games. Sales may be discontinued earlier at the discretion of management and for other events.

ATMs

ATMs are located on the following levels:

****Lower Level:** Sections 103, 111, 116, 124, 131 and 139

****Club Level:** Sections 303, 324, 330 and 335

****Upper Level:** Sections 409, 422, 434 and 449

Automobile Assistance

FedExField provides complimentary automobile assistance for lockouts, jump starts and flat tires. For assistance, text "SKINS" to 69050 for assistance or call our game day hotline at 301-276-6100.

Away Games

Ticket and travel packages for all Redskins away games can be purchased through the Redskins travel partner, PrimeSport at PrimeSport.com. Stay at the team hotel, receive souvenirs, and most importantly, get tickets to the game in the Redskins section.

Bud Light Party Pavilion

The Bud Light Party Pavilion is located on the exterior plaza (at Gates F and G). This area opens three hours prior to kickoff and has musical entertainment and food and beverage conces-

sions. A game ticket is required to enter the Bud Light Party Pavilion and there is no exit/re-entry allowed. Click here for more information.

Bud Light Social Lounge

Located at section 113, the Redskins and Anheuser Busch have created a one-of-a-kind interactive Social Lounge complete with a virtual field goal kick, two morphing stations, and tablet experiences. Grab a Bud Light and play one of the many Xbox Ones, upload your experiences, and remember to drink responsibly.

Cameras

Still cameras, digital cameras and handheld video cameras are permitted at sporting events, as long as they do not interfere with a fan's gameday experience. Guests may not reproduce any shots for any commercial use without the written permission of the Redskins. For concerts, please refer to a concert's page, for event specific restrictions.

Charitable Foundation

The Washington Redskins Charitable Foundation is the non-profit foundation of the team and was founded by Redskins owner Daniel M. Snyder in the spring of 2000. For information on WRFCF, see Page 3.

Cheerleaders

The Washington Redskins Cheerleaders provide in-game entertainment at all Redskins games. They are also available for appearances at special events. Please call 301-276-6735 for more information or visit Redskins Cheerleaders section of web site.

Club Level ["StubHub Club Level"]

The Joe Gibbs Club Level concourse is enclosed with furnished lounges, big screen televisions, food courts, the EA Players Sports Lounge (Sections 330-334), FanDuel Lounge (Sections 309-313), Hooter's (Sections 314-316) and DeLeón Platinum Lounge (Sections 306-308). Guests with a ticket for the Club Level, Dream Seats, Loge, Suites, or Owner's Club may enjoy the Club Level amenities at any time during the event. For more information, contact the Premium Seat Sales department at 301-276-6800 or by e-mail at clubinfo@redskins.com.

DeLeón Platinum Lounge

The DeLeón Platinum Lounge is located on the Club Level between Sections 306-308. Club, Dream Seats, Loge, Suite, and Owner's Club ticket holders can enjoy bar and table service with a great selection of specialty margaritas and craft beers at the 130-foot full bar. The DeLeón Platinum Lounge will be serving Fan Fare and will be open two hours prior to kickoff and up to two hours after the game.

Disabled Access

The Redskins and FedExField want to make every guest feel welcome at the stadium. If you or someone you are with has questions about accommodations for disabled fans, you may reach us at accommodations@redskins.com, (301) 276-6050, or by visiting any of our Guest Services booths, located across from Sections 104, 124, 304, 324, 404, and 431 inside the stadium at the NRG Gate (Gate A) and Bank of America Gate (Gate E), on the day of the game. Please note that accessible seating and parking is limited, so please call ahead and/or arrive early to ensure availability.

Dream Seats

The Dream Seats are located on the field and are accessed via the 100 Level portals. The Dream Seats are Sections 1-42 and correspond with those sections on the 100 Level [i.e. Section 2 on the Dream Seats corresponds with Section 102]. Guests with Dream Seats can also access the Club Level. For more informa-

STADIUM GUIDE

tion, contact the Premium Seat Sales department at 301-276-6800 or by email at clubinfo@redskins.com.

EA Sports Players Lounge

The EA Sports Players Lounge is located on the Club Level between Sections 330-334. Club, Dream Seat, Owner's Club, Suite and Loge ticket holders can enjoy Madden game consoles, a full bar, comfortable seating and a live band on the outdoor patio during the 5th quarter after every Redskins home game. The Lounge opens two hours prior to kickoff and is open up to two hours after the game.

Elevators

Elevators are located at the NRG Gate (Gate A) and the Bank of America Gate (Gate E) for the convenience of Loge, Suite, and disabled guests. Disabled guests will receive an elevator pass for themselves and one companion at any Guest Services booth.

Escalators

The Club Level escalators, located at Section 101 and Section 122, are available to Guests with a Club, Dream Seats, Loge, Suite or Owner's Club ticket. An escalator which accesses the Upper Level only is located between the NRG Gate (Gate A). The Upper Level escalator drops Guests off at Section 412.

Family Restrooms

Family restrooms with baby-changing stations are located at the elevator towers at the NRG Gate (Gate A) and the Bank of America Gate (Gate E) on all levels.

Fan Code of Conduct

It's everyone's responsibility to ensure every FedExField experience is great for every fan. We're looking for fans to pledge your support to ensure this is a safe and enjoyable experience for everyone. Respect all fans by following these simple rules:

- **Foul or offensive language is discouraged
- **No fighting or engaging in unruly behavior
- **Don't throw anything
- **If you drink, drink responsibly
- **Always follow instructions from stadium staff

Stadium staff is here to help and will promptly intervene when someone isn't being respectful. Irresponsible fans violating these rules or possessing prohibited items will be ejected and denied entry into the stadium for future games and events.

See someone or something that is disrespectful? Say something! Text "SKINS" to 69050 for assistance or call our game day hotline at 301-276-6100.

Be responsible and respect everyone's right to enjoy the game! Make FedExField the best place anywhere to watch great NFL Football.

FanDuel Lounge

Located on the Club Level, the FanDuel Lounge is a great place to watch the game indoors and get up-to-date fantasy stats from around the league. The FanDuel Lounge is located at Sections 309-313 on the Club Level.

Ciroc Fifth Quarter Party

Guests with Club, Dream Seats, Loge, Suite or Owner's Club tickets can enjoy post-game entertainment in the EA Sports Lounge on the Club Level for two (2) hours after the game. For more information, contact the Premium Seat Sales department at 301-276-6800 or by email at clubinfo@redskins.com.

First Aid Stations

First Aid stations are located at the elevator towers at Sec-

tions 103 and 125 on the Lower Level, on the Club Level at Sections 303 and 324, and the Upper Level at Sections 403 and 430.

Gates Open

Stadium gates for Redskins games, Bud Light Party Pavilion and Merrill Lynch Touchdown Club open three (3) hours prior to kickoff, general stadium gates open two (2) hours prior to kickoff. For all other events, gate opening times will vary.

Good Sport (Designated Driver)

The Washington Redskins and Bud Light have teamed up to implement the Good Sport program at FedExField as a thank you to fans who respect the rights of others, drink responsibly and designate a driver at Redskins home games. Fans may sign up to be a Good Sport at any Guest Relations Booth inside the stadium. Those who register will win instant rewards and be entered to win two (2) Redskins Prize Packs. Winners will be announced during the game! Thanks for being a Redskins Good Sport.

Guest Services Booths

Guest Services Booths are located across from Sections 104, 124, 304, 324, 404, and 431. The Guest Services staff will assist in making your visit more enjoyable by providing information regarding FedExField and its services.

Hall of Fame Plaza - Corporate Hospitality

The Hall of Fame Plaza is a corporate hospitality area located between Gate D and the Bank of America Gate (Gate E). Corporate Hospitality packages include tickets, parking, and pre-game food and drink for groups of 25. For more information, contact Corporate Hospitality at hospitality@redskins.com.

Hall of Fame Store

The Redskins Hall of Fame Store is located next to the Pepsi Gate (Gate H) on the Lower Level across from Section 141. The Hall of Fame Store is open during the week from 10 a.m.-6 p.m. Monday through Saturday, all year round. On game day the store opens when parking lots open and stays open up to two hours after the game. The store accepts American Express, MasterCard, Visa and Discover. For more information, contact the store at 301-276-6680 or by email at store1@redskins.com.

Hooters™ Club Level Restaurant

Located between sections 314-315, the Hooters Club Level Restaurant opens two hours before kickoff and stays open for two hours after every game. Club, Dream Seats, Owner's Club, Suite and Loge ticket holders can enjoy pre-game shows, NFL highlights and early or late games on one of many flat screen TVs. No reservations required.

Lap Passes

All children ages two (2) and under may attend a Redskins game free of charge with a lap pass in lieu of an issued ticket. Lap passes are available at all entrance gates on the day of the game. The child must be present to receive a pass. Children age three (3) and over must have an admission ticket. This policy is subject to change for other events at FedExField.

Levy Restaurants

Levy Restaurants provides all food and beverage services at FedExField. To contact their concessions department which services the Lower and Upper Levels, Dream Seats, and Club Level; call 301-276-6090. To contact their catering department which services the Loge, Suite, and Owner's Levels; call 301-276-6848.

Loge

Located in each end zone on the Upper Suite Level, the Loge provides enclosed seating with private concessions, restrooms, and catering by Levy Restaurants. The Loge seating is located from Loge 318-354 (West Loge) and from Loge 389-422 (East Loge). Guests may access the Loges from any ramp or the elevators located at the NRG Gate (Gate A) and the Bank of America Gate (Gate E). For more information, contact the Suites department at 703-726-7290 or by email at suites@redskins.com.

Lost & Found

If an item is lost at FedExField during an event, please visit the nearest Guest Services Booth. After an event and on non-event days, contact the Lost & Found Department at 301-276-6025 and leave a detailed message including description of the item and the best number to call back.

Lost Children

Parents are encouraged to register their children attending an event at any Guest Services Booth, located at the NRG Gate (Gate A) and the Bank of America Gate (Gate E) on all levels. Children will receive a wristband indicating their seat location. Should a child get lost, they may approach the nearest FedExField representative, usher or uniformed officer for assistance.

Lower Level ["George Preston Marshall Lower Level"]

The Lower Level consists of Sections 101-142 and Sections 201-242 and is a general seating area. Sections numbered in the 100's and 200's can be accessed directly from the Main Concourse.

Media (Press)

All media must enter FedExField through the South Field Tunnel below Gate B on event days. Media Credentials can be picked up at Media Will Call, located at South Field Tunnel, four (4) hours prior to kickoff. For more information, please contact the Redskins Public Relations Department at 703-726-7000.

Merchandise

A wide variety of sporting apparel, novelties and GameDay programs are available at novelty stores and tents located throughout FedExField and at the Redskins Hall of Fame Store. Also, visit our Redskins Official Store Locations in:

Maryland

** FedExField: 301-276-6680

** Montgomery Mall: 301-365-6662

Virginia

** Dulles Town Center: 703-430-0062

** Tysons Corner Center: 703-893-0993

** Fair Oaks: 703-691-3604

To purchase official Redskins merchandise online, go to shop.redskins.com.

Merrill Lynch Touchdown Club

Located in the Hall of Fame Plaza between Gate D and the Bank of America Gate (Gate E), the Merrill Lynch Touchdown Club memberships feature Lower Level sideline views, pre-game field passes for most home games, away game travel with the Redskins, and a fully catered VIP tailgate with an open bar. Meet Redskins Cheerleaders and alumni on game days and enjoy access to the Joe Gibbs Club Level, VIP parking and more. For additional information, please direct all inquiries via email to TouchdownClub@Redskins.com.

Metro

You can travel to FedExField via public transportation using the Metrorail system. Just take the Blue or Silver Lines to

the Morgan Boulevard Metro Station. The Morgan Boulevard Station is located on Garrett Morgan Boulevard and is within one-mile walking distance to stadium.

For more information, visit the Washington Metropolitan Area Transit Authority web site at www.wmata.com.

Owner's Club - East and West

The Owner's Club is an area located on the second floor of the NRG Gate (Gate A) side of the building. It has an enclosed area which includes luxury suites and furnished lounges.

Parking and Directions

Visit www.redskins.com to get parking and direction information or find out about public transportation to the stadium.

Premium Seats

For information regarding Club or Dream Seats, please contact the Premium Seat Sales department at 301-276-6800 or by email at clubinfo@redskins.com.

Premium Seating Re-Entry Access Pass

If you have a ticket for the Club, Loge, Suite or Owner's Club Levels and wish to visit another seating level of FedExField, please see a FedExField representative at any ramp, escalator or elevator prior to exiting your level to receive a premium seating re-entry access pass. Please hold onto this pass and your original ticket to gain re-entry back to your seating level.

Press Box

The Shirley Povich Press Box is located on the second floor at the NRG Gate (Gate A). The press must use the Press Stairwell to travel between the Field Level and the Press Box, or use the ramp at NRG Gate (Gate A) across from Section 106 to travel from the Main Concourse to the Press Box. Only individuals with the proper credentials are admitted into the Press Box.

Prohibited Items

Please see the first section of the Stadium Guide.

Radio and TV Policy

Small portable radios or televisions are permitted provided the volume does not interfere with other guests' enjoyment of the event.

Ramps

Visit www.redskins.com for a map showing the location of accessible ramps and elevators. Code compliant public ramps are available at FedExField. These ramps are located adjacent to the Bank of America, NRG, Verizon gates, and Gate H.

Public elevators are available for guests with mobility issues. If you or someone you are with requires access to an elevator, please have your group visit any Guest Services location to obtain an elevator wristband. FedExField reserves the right to take appropriate legal action against individuals who fraudulently obtain elevator wristbands.

Re-entry Policy (Stadium)

Once a guest exits FedExField, there is no re-admission except on a full, unused ticket for that day's event.

Smoking Policy

Smoking is not permitted in the seating bowls, main concourse, portals, tunnels or restrooms of FedExField. Guests wishing to smoke may do so in designated smoking areas.

Smoking is also permitted on the Smoking Deck at the elevator tower at the NRG Gate (Gate A) and the Bank of America Gate (Gate E).

Stairwells

Stairwells from the Lower Level to the Upper Suite Level are located at the NRG Gate (Gate A) and the Bank of America Gate (Gate E) next to the Club Level escalators. Club, Dream Seats, Loge, Suite, and Owner's Club ticket holders may access the stairwells.

Suites

FedExField's suites are located on the floors between the Club Level and Upper Level. These Suites are divided into the Lower Suite Level (Suites 101 - 242) and the Upper Suite Level (Suites 301 - 317, 356-388 and 427-442). Access to the suites is from any ramp or the elevators located at the NRG Gate (Gate A) and the Bank of America Gate (Gate E).

The Owner's Club Level is divided into the West side (Suites 1-10) and the East side (Suites 1-24) and is located on the second floor at the NRG Gate (Gate A), accessed via the elevators or press stairwell.

Tailgating

Tailgating involves the use of grills, coolers, chairs, tables or other devices that could inhibit pedestrian passage or vehicular access. Activities that do not use any additional space beyond your parking space are permitted. Port-o-lets are provided throughout the parking lot.

In order for all guests to enjoy the tailgating experience, we ask that fans follow these guidelines:

** When parking, park your car in one space only and between the white lines.

** Parking permits are to be used for cars only, not for additional tailgating space or storage.

** Be considerate of other guests' vehicles.

** For the safety of all guests and for emergency vehicle access, please keep all aisles clear.

** Dispose of all trash in proper receptacles.

** Prior to entering FedExField, please extinguish all flames and grills. Ash dumpsters are available throughout the lots for your convenience. Do not place a hot grill in or under any vehicle.

Visit www.redskins.com to download a PDF tipsheet for Guidelines For Safe Tailgate Grilling (PDF), courtesy of the Prince George's County (Md.) Fire/EMS Department.

Ticket Office Information

Visit www.redskins.com for Ticket Office policies and general information, including changes to your account, ticket transfers, and Will Call services.

Rideshare Pick-Up & Drop-Off Zone

Fans can use Rideshare to access FedExField and take advantage of the Rideshare Pick-up & Drop-Off Zone, conveniently located at the Prince George County Sports & Learning Complex adjacent to the FedExField parking lots and a short walk to Gate D.

Drop-Offs: Enter your destination address as Prince George's County Sports Complex (8001 Sheriff Rd, Hyattsville MD 20785). Your driver will be instructed to drop you off at the Rideshare Pick-Up & Drop-Off Zone adjacent to FedExField.

Pick-Ups: Exit the stadium and follow the Rideshare way-finding signs to Redskins Road. There will be ample signage directing you to the Rideshare Pick-Up Drop-Off Zone located at Prince George's County Sports Complex (8001 Sheriff Rd, Hyattsville MD 20785). You will be able to request a ride when you're in the Rideshare Pick-Up Drop-Off Zone. Fans will only be able to request a pickup at the Rideshare Pick-Up & Drop-Off Zone.

Upper Level ("Pete Rozelle Upper Level")

The Upper Level is a general seating area numbered from

Sections 401-454.

Washington Redskins Marching Band

For more than 80 years, the Washington Redskins Marching Band has led sell-out crowds in the team fight song, "Hail to the Redskins!" If you have any questions regarding auditions, appearances or concerns, please email Danielle Lewis at lewisd@redskins.com.

Weapons

Local, state, and federal law enforcement personnel are not permitted to carry firearms in the stadium unless they are on duty at the stadium.

Wi-Fi presented by United Airlines

Fans may access free Wi-Fi throughout the stadium. Actual speeds may vary due to the amount of devices connected and physical attributes of the stadium. To access, select network: FedExField.

Contact Information:

Stadium Address:
FedExField
1600 FedEx Way
Landover, MD 20785

Comments:
Phone: 301-276-6100
Fax: 301-276-6061
E-mail: WashingtonRedskinsFans@redskins.com

Phone Numbers:
Premium Seat Sales Office: 301-276-6800
Inova Sports Performance Center at Redskins Park: 703-726-7000
Stadium Administrative Offices: 301-276-6000
Stadium Lost & Found: phone: 301-276-6025
Suite Sales Office: 703-726-7290
Ticket Office: 301-276-6050

INOVA SPORTS PERFORMANCE CENTER



Since 1992, the Washington Redskins have made their home on a picturesque 162 acres of land in Ashburn, Va., at Inova Sports Performance Center at Redskins Park, the team's year-round headquarters. More than 25 years later, commitments to construction and renovation have helped the facility stay amongst the upper echelon of team training facilities in all of professional sports.

In the summer of 2012, the Redskins and the Commonwealth of Virginia announced plans for \$35 million in renovations to the team's Northern Virginia home. The plan includes financing from both the Commonwealth of Virginia and Loudoun County.

"The Washington Redskins have made significant improvements to modernize FedExField and Redskins Park, ensuring a best-in-class game day experience for our fans and an excellent training environment for our players," President Bruce Allen said. "We are very pleased to continue our relationship with the Commonwealth of Virginia that my father established 41 years ago. We are proud to call Loudoun County the home of Redskins Park."

In addition, the team officially opened the Redskins Indoor Training Facility in early 2012. The facility stands 96 feet high and houses a 120-yard practice field, complete with hanging uprights and space to accommodate the team's video needs.

"This is going to give us a great opportunity to work when we have some inclement weather," Allen said. "We're trying to find ways to maximize the players' health and efficiency."

In 2018, the Redskins renovated the facility with a state-of-the-art recovery

center covering nearly 2,000 square feet of the main building's southwest corner. The innovative center features a cryotherapy chamber, photobiomodulation therapy bed and sensory deprivation float orbs in addition to a dedicated space for sports vision training, all intended to keep players at their physical and mental peaks throughout the course of each season.

The team has called the location its home since August of 1992, enjoying a private haven away from distractions. The complex features four football fields, strength training and sports medicine facilities, offices and meeting rooms for players, coaches and front office staff, and accommodations for print and broadcast media.

The Redskins officially welcomed Inova as the facility's namesake in 2016. That same year, the Redskins unveiled extensive renovations to the team's locker rooms to feature amenities geared to the modern athlete.

Located in Loudoun County, one of the fastest growing areas in the United States, Inova Sports Performance Center at Redskins Park is tucked away from highways and other office buildings. The two-story concrete and glass structure looks deceiving in size. Visitors enter a bright, spacious lobby that leads to three carefully groomed natural grass playing fields.

The lower level of the building is dedicated to football operations, including player and staff locker rooms, an enhanced strength and conditioning center, the equipment room, athletic training room, recovery center and video studio. The athletic training facilities include a hydrotherapy room, x-ray room and dentist office, in addition to

private examining rooms for medical staff. During the 2013 renovations, the Redskins expanded their team kitchen on the lower level, allowing players and staff greater access to top-of-the-line nutritional options. Renovations continued during the 2015 offseason to expand the facility's upper floor, including a renovated lobby that welcomes guests with new trophy displays displaying the team's rich tradition and a multi-screen video board.

One side of the upper floor consists of coaches' and personnel offices and a large, 105-seat multipurpose auditorium, used for team meetings, press conferences and video sessions. The other side of the building houses offices for the club's accounting, marketing, public relations and administrative offices. The public area of the building consists of large hallways, high ceilings with natural lighting.

A studio was completed in the rear of the building in 2005. The glassed studio houses the Redskins Broadcast Network.

In 2005, an additional building adjacent to the main facility was constructed housing the Redskins Charitable Foundation, information technology and alumni departments, as well as the Media Workroom. The Workroom includes work stations, wireless internet, flat screen televisions, men's and women's restrooms and a kitchen.

TRAINING CAMP

The Washington Redskins will hold their 2019 Washington Redskins Training Camp beginning on Thursday, July 25. The schedule features a total of 22 public on-field sessions available to fans, highlighted by Fan Appreciation Day on Saturday, Aug. 3.

The team holds its annual camp at the state-of-the-art Bon Secours Washington Redskins Training Center, which features two full-size natural grass fields, a natural grass drill field, spectator areas, locker rooms and a high-tech training room. The Bon Secours Virginia Health System ensures the facility serves as a valuable year-round resource for the community when camp is not in session. The facility serves as a full-service sports medicine rehabilitation and men's health center on the property throughout the year, in addition to offering men's health, fitness and education programs. The facility is also home to "movin' mania," Bon Secours' healthy kids initiative.

Training camp is an annual ritual in the NFL, an opportunity for fans from all over the country to come see their favorite Redskins players in action on the practice field.

Announced practices are open to fans, free of charge, including Fan Appreciation Day on Saturday, Aug. 3. Visitors are encouraged to bring lawn chairs or blankets, as they will be able to sit along the hill overlooking the playing fields.

After each practice, fans will have the opportunity to gather autographs and take photos of their favorite players as they walk off the field to the locker rooms.

Credentialed media will have additional access to the players and practice areas, and can coordinate interviews through the Redskins Public Relations Department. All media attending Redskins Training Camp must obtain credentials to gain access to the grounds. For information about credential policies and procedures, media members should contact Jessie Johnson of Redskins Public Relations at johnsonj@redskins.com.

Detailed training camp practice schedules and more information about the Bon Secours Washington Redskins Training Center and a full training camp FAQ can be found by visiting www.redskins.com/trainingcamp.



TRAINING CAMP LOCATIONS

1932	City Stadium (Lynn, Mass.)
1933	Northwestern University (Evanston, Ill.)
1934	Rosebud Gardens (Wayland, Mass.)
1935	Country Club (Waltham, Mass.)
1936	Municipal Field (Framingham, Mass.)
1937	Anacostia Park (Washington, D.C.)
1938	Ballston Stadium (Arlington, Va.)
1939	Eastern Washington University (Cheney, Wash.)
1940	Wandermera Resort (Spokane, Wash.)
1941-42	Brown Military Academy (San Diego, Calif.)
1943-44	Balboa Park (San Diego, Calif.)
1945	Georgetown University (Washington, D.C.)
1946-62	Occidental College (Los Angeles, Calif.)
1963-94	Dickinson College (Carlisle, Pa.)
1995-99	Frostburg State (Frostburg, Md.)
2000	Redskins Park (Ashburn, Va.)
2001-02	Dickinson College (Carlisle, Pa.)
2003-12	Redskins Park (Ashburn, Va.)
2013-19	Bon Secours Training Center (Richmond, Va.)



THE GAMEDAY EXPERIENCE

WASHINGTON REDSKINS MARCHING BAND


The Washington Redskins Marching Band has led sellout crowds in stirring renditions of the team's fight song, "Hail to the Redskins," for generations. The Redskins Marching Band celebrated its 80th anniversary in 2017, having entertained Redskins fans at home games from Griffith Stadium to RFK Stadium to FedExField.

The all-volunteer ensemble formed in 1937, when George Preston Marshall brought the team from Boston to Washington D.C. with the goal of entertaining fans from the moment they walked into the stadium until the time they exited.

For more than three quarters of a century, the Marching Band has taken great pleasure in entertaining fans with their pre-game and halftime shows.

Over the years, the group has marched between train stations and stadiums before notable games, down Broadway before a New York Giants game in the early 1960s, and around the concourse of Tampa Stadium during Super Bowl XVIII.

"Hail to the Redskins" made its debut as the official fight song of the Washington Redskins on Aug. 17, 1938. The song was written by renowned band leader Barnee Breeskin and the lyrics were penned by Hollywood movie star Corinne Griffith, Marshall's wife.



HAIL TO THE REDSKINS

*"Hail to the Redskins!
Hail Victory!
Braves on the warpath,
Fight for old D.C.!"*

*Run or pass and score,
we want a lot more.
Beat 'em, swamp 'em, touchdown,
let the points soar!*

*Fight on, fight on,
'til you have won,
Sons of Wash-ing-ton! [Rah! Rah! Rah!]"*



THE GAMEDAY EXPERIENCE

REDSKINS RING OF FAME

Hanging on the inside facade of FedExField are some of the most hallowed names in Redskins history. The names, encircling the playing field from above, pay tribute to 49 members of the organization whose contributions still resonate and reverberate through franchise history.

The Redskins Ring of Fame added its 49th member in 2016, inducting former General Manager Bobby Beathard during halftime of the team's victory against the Minnesota Vikings on Nov. 13, 2016.

Beathard's illustrious career as an NFL executive included 11 seasons as General Manager of the Redskins from 1978-88. After taking the job on Feb. 24, 1978, Beathard guided the organization to three Super Bowl appearances, including victories in Super Bowls XVII and XXII. Many of the players he acquired remained on the roster for the team's Super Bowl XXVI victory as well.

In Beathard's 11 seasons as General Manager, the Redskins averaged 9.5 wins a year. The team posted a regular season winning percentage of .625 (105-63) in that time frame, best in the NFC and second-best in the NFL. No team in that time frame posted a better postseason winning percentage than the Redskins, who went 11-3 in postseason play in his tenure for a winning percentage of .786.

Beathard began his career as a part-time scout for the American Football League's Kansas City Chiefs in 1963. He earned an AFL championship ring with the organization in 1966 en route to the team's berth in Super Bowl I. He would later serve as a scout for the Atlanta Falcons from 1968-71 and as Director of Player Personnel for the Miami Dolphins from 1972-77 prior to joining the Redskins. He finished his career as General Manager of the San Diego Chargers, serving in that capacity from 1990-2000.

In all, Beathard's teams made seven Super Bowl appearances, including one by Kansas City (1966), two by Miami (1972-73), three by Washington (1982-83 and 1987) and one by San Diego (1994).

Beathard worked with 23 of the previous 48 members of the Redskins' Ring of Fame in various capacities during his career and was responsible for the acquisition of 12 players or head coaches in that membership. He was also named by a blue ribbon panel as a member of the 80 Greatest Redskins in 2012 during the team's 80th Anniversary celebration.




CURRENT RING OF FAME MEMBERS

George Allen	Head Coach, 1971-77
Cliff Battles	Running Back, 1932-37
Sammy Baugh	Quarterback, 1937-52
Bobby Beathard	General Manager, 1978-88
Jeff Bostic	Center, 1980-93
Gene Brito	Defensive End, 1951-53, 1955-58
Larry Brown	Running Back, 1969-76
Dave Butz	Defensive Tackle, 1975-88
Gary Clark	Wide Receiver, 1985-92
Monte Coleman	Linebacker, 1979-94
Jack Kent Cooke	Owner, 1961-97
Bill Dudley	Running Back, 1950-51, 1953
Wayne Curry	P.G. County Executive, 1994-2002
Pat Fischer	Cornerback, 1968-77
Joe Gibbs	Head Coach, 1981-92, 2004-07
Darrell Green	Cornerback, 1983-2002
Russ Grimm	Guard, 1981-91
Chris Hanburger	Linebacker, 1965-78
Ken Harvey	Linebacker, 1994-98
Len Hauss	Center, 1964-77
Phil Hochberg	P.A. Announcer, 1963-2000
Ken Houston	Safety, 1973-80
Sam Huff	Linebacker, 1964-67 / 1969
Joe Jacoby	Tackle/Guard, 1981-93
Dick James	Running Back, 1956-63
Sonny Jurgensen	Quarterback, 1964-74
Charlie Justice	Running Back, 1950, 1952-54
Billy Kilmer	Quarterback, 1971-78
Eddie LeBaron	Quarterback, 1952-53, 1955-59
Vince Lombardi	Head Coach, 1969
Dexter Manley	Defensive End, 1981-89
Charles Mann	Defensive End, 1983-93
George Preston Marshall	Team Founder, 1932-69
Wayne Millner	End, 1936-41, 1945
Bobby Mitchell	Flanker, 1962-68
Brian Mitchell	Running Back, 1990-99
Art Monk	Wide Receiver, 1980-1993
Mark Moseley	Kicker, 1974-86
Brig Owens	Defensive Back, 1966-77
Richie Petitbon	Safety, 1971-72, Coach, 1978-93
Vince Promuto	Guard, 1960-70
John Riggins	Running Back, 1976-79, 1981-85
Mark Rypien	Quarterback, 1986-93
Jerry Smith	Tight End, 1965-77
Charley Taylor	Wide Receiver, 1964-77
Sean Taylor	Safety, 2004-07
Joe Theismann	Quarterback, 1974-85
Lamar "Bubba" Tyler	Trainer, 1971-2002, 2004-08
Doug Williams	Quarterback, 1986-89

THE GAMEDAY EXPERIENCE



CHEER YOUTH PROGRAMS



**JUNIOR REDSKINS
CHEERLEADERS**

A fun, exciting and important part of the Redskins organization. This community program is designed to teach kids ages 5-17 the fundamentals of dance and cheer while promoting positive self-image, leadership and commitment. New this year the JRC Stunt team will rehearse at The St James Sports Complex and JRC Dance at FedExField and local satellite studios! 3 home games and local performances are included for these teams.



**TAKE PART IN OUR SPIRIT
EXPLOSION HALFTIME SHOW**
OCTOBER 5-6

The Redskins Cheerleaders perform a halftime show with hundreds of Dancers, Cheerleaders and Band Auxilliary from area high schools, universities and dance studios. Join this Breast Cancer Awareness halftime show on one of the largest NFL Stages.



SUMMER YOUTH CAMPS

WRC Camps give young dancers and cheerleaders a chance to learn in a professional environment, experience teamwork and challenge themselves to improve skills. During the Dance Camps, participants focus on dance technique and choreography. Cheer camps will learn stunts, tumbling and a short spirit routine. Camps are broken into age appropriate groups and provide a fun and positive learning environment. All camps end in a show for Friends & Family and halftime at a pre-season game.

Enroll your daughter or son today to perform and train at FedExField on game days alongside the Washington Redskins Cheerleaders!

[REDSKINS.COM/CHEERLEADERS](https://www.redskins.com/cheerleaders) | [@1STLADIESOFFB](https://www.instagram.com/1stladiesoffb)   



FIRST LADIES OF FOOTBALL MAGAZINE 2019-2020



The 22nd year of the Cheerleaders annual photo shoot will culminate in the first-ever Magazine. This magazine will be produced in print and digital. Each issue will have unique features. Print will host articles written by First Ladies of Football, while the digital issue will provide original video pieces along with additional never before seen photo galleries.



LEARN WHO THESE WOMEN ARE BEYOND THE SIDELINES AND WHAT MOTIVATES THEM TO BE LEADERS IN THE COMMUNITY!

PURCHASE YOUR COPY AT [REDSKINS.COM](https://www.redskins.com)

REDSKINS MEDIA

WASHINGTON REDSKINS RADIO NETWORK




Live broadcasts of Washington Redskins games can be heard in the Washington, D.C. area on The Team 980 (WTEM 980 AM) and WMAL (105.9 FM/630 AM).

The games can also be heard on the Redskins mobile app. Redskins fans are invited to join Pro Football Hall of Famer Sonny Jurgensen and Redskin greats Chris Cooley and Doc Walker for all the analysis as Larry Michael calls the action throughout the season.

The Redskins Radio Network provides wall-to-wall coverage with an information-packed pre-game show, halftime analysis, a recap driven post game show and all the play-by-play in-game action.

Once again, Redskins fans can glean pregame and postgame insight from two of the most beloved characters in team history. Pro Football Hall of Famer John Riggins will contribute to Redskins Radio Network pregame shows, while Redskins great Clinton Portis will recap and analyze the day's proceedings on Redskins Radio Network post game shows. The broadcasts with the franchise's two all-time leading rushers can be heard two hours before and after kickoff on The Team 980 and one hour before and after kickoff on WMAL.

In recent years, outside of the Washington, D.C., metropolitan area, the Redskins Radio Broadcast Network has covered multiple states, including Maryland, Virginia, North Carolina and West Virginia.



RADIO AFFILIATES

NOTE: Check Redskins.com for a full list of the team's affiliates for 2019 and any changes that take place regarding addition affiliates added for the 2019 season.

Home Stations	Call Letters	Frequency
Washington D.C. Area	WTEM-AM	980
Washington D.C. Area	WMAL-AM	630
Washington D.C. Area	WMAL-FM	105.9

Maryland	Call Letters	Frequency
Hagerstown/Frederick	WVWG-FM	93.5 & 100.5
Newark/Salisbury	WKHI-FM	94.9
Thurmont	WTHU-AM	1450
Cumberland	WCBC-AM	1270

Virginia	Call Letters	Frequency
Richmond	WXGI-AM	950
Richmond	WXGI-FM	99.5
Roanoke	WFIR-AM	960
Roanoke	WFIR-FM	107.3
Front Royal	WFQX-FM	99.3
Gloucester	WXGM-FM	99.1
Tappahannock	WRAR-FM	105.5
Staunton	WKDW-AM	900
Staunton	WKCY-AM	970
Fredericksburg	WGRQ-FM	95.9
Harrisonburg	WSVA-AM	550
Harrisonburg	WSVA-FM	92.1
Lynchburg	WBRG-AM	1050
Lynchburg	WBRG-FM	104.5
Lynchburg	WLVA-AM*	580
Norfolk	WTAR-AM	850
Norfolk	WTAR-FM	96.5

North Carolina	Call Letters	Frequency
New Bern	WWNB-AM	1490
New Bern	WECU-AM	1570
Gastonia	WGNC-AM	1450
Gastonia	WGNC-FM	101.1

West Virginia	Call Letters	Frequency
Martinsburg	WRNR-AM	740
Martinsburg	WRNR-FM	106.5

Delaware	Call Letters	Frequency
Milford	WYUS-AM	930
Milford	WYUS-FM	102.1

*in case of conflict

REDSKINS MEDIA

REDSKINS BROADCAST TEAM

Featuring a Pro Football Hall of Fame quarterback, two of the organization's most beloved tight ends and the team's broadcast voice, the Washington Redskins Radio Network is home to more than 100 combined years of professional broadcasting experience. Now entering their 16th season sharing the booth, play-by-play announcer Larry Michael will once again join Hall of Famer Sonny Jurgensen on the call for portions of the 2019 campaign. Redskins great Chris Cooley returns to the booth for his sixth straight season, and Rick "Doc" Walker enters his 11th season as the team's sideline reporter.

Larry Michael is the "Voice of the Washington Redskins." He also hosts Redskins Nation on a daily basis on NBC Sports Washington as well as The Redskins Coach's Show with Jay Gruden on NBC4. He is an 12-time Emmy Award Winner who currently serves as the team's Chief Content Officer. His responsibilities also include production of all video content for Redskins.com TV, as well as production of all Redskins Broadcast Network television shows and broadcasts.

Michael's recent hosting duties have also included WRC's Inside the Redskins and WTTG's Redskins Game Time. His resume includes eight Olympic Games, 21 U.S. Open Golf Championships, 12 Masters Tournaments and 12 Super Bowls. Michael has also showcased his vocal talent away from football, working as a part of HBO's *Boxing Beat* (1997-2003), Comcast SportsNet's *Ballroom Boxing* (1996-2006), as well as serving as the voice of the George Washington Colonials and as a play-by-play announcer for Westwood One.

Michael is active in area charities, including the Leukemia and Lymphoma Society, and serves as a member of the Board of Trustees for the Joe Gibbs Youth for Tomorrow Youth Home.



A legend on the field and a legend in the booth, **Sonny Jurgensen** has been a part of the Washington Redskins family since 1964. Now entering his 39th season as the team's color analyst, he has called more than 600 games since 1981. Combining his tenures as a broadcaster and a player, Jurgensen has been involved in more than 800 games — including preseason and post-season — as part of the Redskins organization.

Jurgensen played 11 of his 18 NFL seasons in the burgundy and gold, ultimately earning induction into the Pro Football Hall of Fame in 1983. He is tied for the NFL record for longest pass completion (99 yards against Chicago on Sept. 15, 1968) and held the league mark for most seasons leading the league in passing yards (five) at the time of his retirement. A five-time Pro Bowl selection, he holds team records for most touchdown passes in a season (31 in 1967) and most consecutive games with a touchdown pass (23).

Jurgensen won five passing titles in his career as the NFL's passing yardage leader. He continues to be regarded as one of the best pure passers in the history of the game, as legendary coach Vince Lombardi once called him "the best I have seen." His name resides in the Redskins Ring of Fame, and he was chosen as one of the 70 Greatest Redskins as part of the team's 70th anniversary in 2002, later expanded to the 80 Greatest Redskins during the team's 80th Anniversary celebration in 2012.

Now in his seventh season as part of the Redskins Radio Network is former Redskins great **Chris Cooley**. Selected by the Redskins in the third round of the 2004 NFL Draft, Cooley spent nine seasons in Washington from 2004-12. In that time, he became the most prolific tight end in team history, recording 429 receptions, surpassing the great Jerry Smith for the most receptions by a tight end in Redskins annals (421). For his career, the affable two-time Pro Bowler appeared in 117 NFL games with 103 starts, all with the Redskins, gaining 4,711 receiving yards on 429 receptions with 33 receiving touchdowns.

Following his retirement from football, Cooley joined the radio business full-time during the 2013 offseason. In addition to his duties for game broadcasts, Cooley and serves as co-host of



"Cooley and Kevin," which airs in drive time each weekday from 7-11 a.m. on The Team 980. The former art major at Utah State is also an avid pottery enthusiast and owns The Cooley Gallery in Leesburg, Va.


Serving as the broadcasts' sideline reporter is **Rick "Doc" Walker**, whose name is synonymous with the "Fun Bunch," the "Hogs," and other pieces of Redskins lore. In addition to sideline reporting for radio broadcasts, Walker co-hosts "Inside the Locker Room" on The Team 980 and hosts Doc Walker's ProView on MASN. His broadcast work past and present also includes college football analysis for ESPN, the Big East Network, Prime and Raycom Sports.

Walker appeared in 88 games with 55 starts in his seven-year playing career as a Redskin. His stat line with the team includes 56 receptions for 520 yards and six touchdowns from 1980-85. He helped the Redskins defeat the Miami Dolphins in Super Bowl XVII at the Rose Bowl in Pasadena, Calif., the same stadium in which he played college ball as a UCLA Bruin. Walker caught one pass for 27 yards and ran once for six yards in the Redskins' 27-17 Super Bowl victory.

On top of his broadcast duties, Walker is now an in-demand motivational speaker and hosts an annual golf tournament to help fight Alzheimer's.

REDSKINS MEDIA

REDSKINS BROADCAST NETWORK



The Emmy-Award-Winning Redskins Broadcast Network is the TV and Radio production department of the team. The content delivered by RBN includes preseason game broadcasts on NBC 4 and NBC Sports Washington. In addition, RBN produces original TV shows during the season, plus a daily show year-round, broadcast throughout the Washington, D.C. region:

* Redskins Nation, which airs each day on NBC Sports Washington and is hosted by the "Voice of the Redskins" Larry Michael, originating from the Inova Sports Performance Center at Redskins Park with a daily look at the team.

* The Redskins Coach's Show with Jay Gruden on NBC 4, where the Redskins' Head Coach breaks it down each week.

* Inside the Redskins on NBC 4, which includes all things Redskins including highlights, interviews and features on the team.

* Redskins Kickoff Preview on NBC 4 with former Redskins great Clinton Portis, which provides a hardcore, X's and O's pre-game look at the team's upcoming contest.

* Redskins Game Time on FOX 5, which gets fans set for kick-off each Sunday as the team prepares for Game Time.

* Redskins Final on NBC 4, which wraps up the action each Sunday after Sunday Night Football.

* Redskins Round Up on NBC Sports Washington, airing the day after each Redskins game with highlights and analysis from Chris Cooley and Clinton Portis.



In addition to its televised offerings, RBN produces exclusive digital content that brings Redskins fans closer to their favorite players and coaches. Redskins.com videos provide fans with timely updates on news from team headquarters as well as exclusive interviews. This offseason, safety Landon Collins (pictured above) and first-round picks Dwayne Haskins and Montez Sweat conducted their first interviews as official members of the Redskins on RBN and Redskins.com.

The Executive Producer of RBN is Larry Michael, the Voice of the Washington Redskins. His staff includes RBN veteran Charlie Broyhill, Manager of Video Production; Asa Windborne, Videographer/Producer; Blaise Basile, Multimedia Producer; Gabe Henderson, Digital Media Editor; Devonte Gray, Producer/Editor; Videographer Blaise Basile and Digital Producer Stevie Katz. From the sideline to the locker room, Redskins Broadcast Network goes where no other media outlet can go 365 days a year.

REDSKINS DIGITAL



FedExField plays host to the passion of Redskins fans on Sundays in the fall, but the Redskins' digital platforms serve as a gathering point for the team's ravenous fan base year-round. Redskins.com and the team's other digital properties are the leading source for direct access to Redskins' fans favorite team, including breaking news, complete team coverage, features, photo galleries, statistics and more.

No NFL team provides its fans more behind-the-scenes access and exclusive looks. On Redskins.com and various social media channels, Social Media and Digital Content Manager Meghan Loder and Photographer Garrett Campbell take the burgundy and gold faithful inside Inova Sports Performance Center at Redskins Park, on the team plane and in the locker room for pregame preparations and postgame celebrations while staff writers Kyle Stackpole and Kyle Melnick keep fans abreast of team news. All of this exclusive content is available on-demand at fans' fingertips with the Washington Redskins Mobile App.

Redskins.com and the Redskins mobile app also offers exclusive interviews with players, coaches and team officials, an updated roster and depth chart, weekly game previews, a comprehensive history section and a section devoted to the Redskins Cheerleaders. Fans can also sign up for ticket information and weekly e-newsletters, as well as register for team events, such as training camp.

In the Redskins Official Online Store, fans from near and far can shop for the latest team merchandise, from team jerseys and caps to Redskins card tables and chairs.

The team's official Twitter account (@Redskins) provides up-to-the-minute updates, breaking personnel news, links to Redskins.com content and highlighted quotes from Redskins press conferences. The account, in conjunction with the team's Instagram (@Redskins) and Snapchat ("RedskinsSnap") accounts, offers fans a glimpse behind-the-scenes, including exclusive content at the NFL Draft, live Q&A's, notes from the practice field and sights inside the locker room on game day. The Redskins' Facebook page (Facebook.com/Redskins) gives fans a chance to sound off about their favorite players, see their own photos shared, vote in polls, see exclusive photos & video and win prizes.

The Redskins have used Facebook Live and Instagram to bring fans closer to their favorite players, hosting live Q&A sessions with quarterback Alex Smith and defensive lineman Jonathan Allen during the 2018 offseason as well as Instagram takeovers with Adrian Peterson and Allen during the 2019 offseason.

The Redskins have three podcasts featuring former Pro Bowlers. 26 Minutes featuring Clinton Portis, Cooley at the Park featuring Chris Cooley and Riggo The Diesel featuring Hall of Famer John Riggins can all be downloaded via the Apple Store and can be viewed on YouTube.

The team has also debuted Redskins 365, a digital series that will follow the team behind the scenes throughout the entire season. The series can be found on the Redskins YouTube channel.

PUBLIC RELATIONS



TONY WYLLIE
SENIOR VICE PRESIDENT

27TH NFL SEASON
10TH WITH REDSKINS

Contact Wyllie for:

- > Official team comment
- > Inquiries related to Daniel M. Snyder
- > Interview requests for Bruce Allen, Doug Williams and Jay Gruden
- > Interview requests for all quarterbacks

703-726-7135 // wylliet@redskins.com

Senior Vice President Tony Wyllie enters his 10th season with the Redskins in 2019 in the midst of his third decade of NFL service as a decorated communications professional.

He serves as an advisor to the principal owner on all issues related to public perception of the franchise. He shapes and molds the team image through all public contacts and publicity generation, serves as liaison between team and local and national media, oversees coordination of all interviews and serves as team spokesman.

Wyllie and his staffs have earned the Pete Rozelle Award, presented annually by Pro Football Writers of America to the best NFL public relations staff, five times during his career. He is the only executive in the NFL to have won the award with three different teams.

He has previously worked as an Assistant Director of Public Relations for the Los Angeles/St. Louis Rams (1994-98), the Director of Public Relations for the Tennessee Titans (1998-2000) and Vice President of Communications for the Houston Texans (2000-10). During his career, he helped guide the Rams franchise through their 1995 transition from Los Angeles to St. Louis and assisted with the relocation and renaming of the Tennessee Titans. He was one of the first hires of the expansion Texans in 2000, helping to build the new franchise's image even during the two years prior to the team's first game in 2002.

The Brooklyn native began his NFL career as a game day intern with the Houston Oilers in 1991 before working as a summer intern with the San Diego Chargers PR department in 1992. He spent 1993 as an intern in the PR department with the Dallas Cowboys. Wyllie has helped promote 12 Pro Football Hall of Famers in his career.

Wyllie worked three years in the sports information department of Texas Southern University, where he received his degree in journalism. Wyllie received TSU's "Distinguished Alumnus" award in 2004, and, in 2017, earned the President's Award, the school's highest alumni honor. He also earned an MBA from the Jones School of Business at Rice University. In 2015, Wyllie was honored with the SWAC Alumni Association Lifetime Achievement Award for his contributions to the Southwestern Athletic Conference's athletic heritage, and in September 2017, he was inducted into the National Black College Hall of Fame.

In Houston, Wyllie served on numerous Boards of Directors including the Ensemble Theatre, the March of Dimes, and the Management Leadership for Tomorrow-Houston, John P. McGovern Museum of Health & Medical Science, the Houston Texans YMCA and the Touchdown Club of Houston. He is currently on the boards of County Christian School in Ashburn, Va., and Central Loudoun Little League.

He and his wife, Natasha, are parents of son James Anthony and daughter Toni Simone. The family resides in Northern Virginia.



ZENA LEWIS
DIRECTOR OF COMMUNICATIONS

5TH NFL SEASON
5TH WITH REDSKINS

Contact Lewis for:

- > Interview requests for Kevin O'Connell and Greg Manusky
- > Interview requests for position coaches
- > Media guide information
- > Historical research inquiries

703-726-7422 // lewisz@redskins.com

Zena Lewis is entering his fifth season with the Washington Redskins and second as Director of Communications after originally joining the team prior to the 2015 season.

Lewis is responsible for football publicity efforts relating to the editing and design of media materials, including yearly and weekly media guides, game releases, event releases, game notes, season in reviews, daily transcripts and more. He also serves as a liaison between the organization and members of the media, assists in shaping organizational messaging, and provides statistical research expertise to members of football operations.

Lewis joined the Redskins in 2015 with six previous years of game day media relations experience with various NFL organizations. In his second season with the Redskins in 2016, Lewis helped guide publicity efforts resulting in Pro Bowl selections for four members of the team.

Prior to joining the Redskins, Lewis contributed to the game day press operations of the Tennessee Titans (2009-10), Detroit Lions (2011), Miami Dolphins (2012 preseason) and Atlanta Falcons (2012-14). Lewis was responsible for coordinating and conducting interviews with visiting teams and helping contribute to other press box operations.

Prior to joining the Redskins, Lewis served as the Assistant Commissioner of Communications and New Media at the Southern Intercollegiate Athletic Conference, spearheading a redesign of the league's website. Before his time with the SIAC, Lewis served as Director of Media Relations for the Southwestern Athletic Conference, acting as the media liaison for the league office, its events and championships from 2012-14.

With the SWAC, Lewis was the primary media contact for football, baseball, bowling, volleyball and women's basketball. He executed a PR campaign, marketing plan and event operational procedures for the football and basketball championships' move to NRG Stadium and the Toyota Center in Houston, Texas. He also spearheaded PR efforts in response to Grambling State's football boycott in 2014.

Lewis' background also includes experience as Assistant Director of Public and Media Relations for the women's basketball program at the University of Michigan, Assistant Director of Sports and Media Relations at Tennessee State University, Communications Assistant for the Women's Basketball Coaches Association and as Assistant Director of Sports Information and Media Relations at Clark Atlanta University.

Lewis earned his bachelor's degree from Florida A&M University, majoring in broadcast journalism and public relations. He also ran varsity track and field, earning MEAC championship rings as a member of Florida A&M's title teams in 1995 and 1997.

Lewis is a native of Brooklyn, N.Y., and attended Santaluces H.S. in Palm Beach County, Fla. He currently resides in Northern Virginia.

PUBLIC RELATIONS



SEAN DEBARBIERI
MEDIA SERVICES COORDINATOR

4TH NFL SEASON
2ND WITH REDSKINS

Contact DeBarbieri for:

- > Interview requests for all players except quarterbacks

703-726-7368 // debarbieris@redskins.com

Sean DeBarbieri is entering his fourth NFL season and second with the Redskins in the role of Media Services Coordinator.

DeBarbieri is responsible for managing the media schedule and serves as the primary contact for media requests for Redskins players. He provides counsel and training for Redskins players as it pertains to media appearances and social media use. He also assists the Director of Communications with the creation and distribution of team publications including the media guide, weekly release and team transactions.

DeBarbieri joined the Redskins after spending three seasons interning with both the Los Angeles Rams and New York Giants.

In 2017, DeBarbieri was a full-season intern with the Los Angeles Rams communications department and assisted in the creation of postgame notes and content for the Rams weekly release as well as drafting and editing media advisories and press releases. He also assisted with overseeing Libris, the team's online photography database. DeBarbieri was also responsible for preparing offensive coordinator Matt LaFleur for his weekly media availability.

In 2016, DeBarbieri was a full-season intern with the New York Giants communications department and was responsible for player bios and game notes for the weekly release as well as assisting in player requests and media training for the 53 man roster. He also interned with the team during training camp in 2015 and contributed to the team's media guide from 2015-17.

DeBarbieri graduated from Rutgers University with a B.S. in sports management and a minor in economics in 2016. He worked with the school's sports information department from 2013-16.

DeBarbieri is a native of West Orange, N.J. and currently resides in Northern Virginia.



JESSIE JOHNSON
CORPORATE COMMUNICATIONS

2ND NFL SEASON
2ND WITH REDSKINS

Contact Johnson for:

- > Credential requests
- > Corporate and community information

703-726-7077 // johnsonj@redskins.com

Jessie Johnson is entering her first season as the Washington Redskins' Corporate Communications Manager after joining the team on a full-time basis during the 2018 season.

Johnson is responsible for sustaining a strong corporate image through positive media coverage for the Redskins outside the traditional scope of football, as well as assisting with the implementation of the league's public relations policies. She helps promote Redskins' community relations and marketing events, finding ways to project the organizations' coaches and players in a positive light. Johnson develops, coordinates and implements strategic communications plans, including media advisories, press releases, fact sheets and press kits.

Johnson first joined the Redskins as a seasonal public relations intern during the 2018 season. During that time, she helped facilitate interviews between media and Redskins personnel, contributed to the weekly release, assisted in distribution of credentials on a daily basis well as for home games, prepared the press box for game day, attended community events and assisted with the compilation and distribution of daily news clips.

Johnson assumed her current role while completing her master's degree in sports management at Georgetown University. She earned a Bachelor of Science degree in public relations from West Virginia University.

Johnson is a native of Bridgeport, W.Va. She currently resides in Northern Virginia.

PUBLIC RELATIONS

2019 MEDIA INFORMATION

CREDENTIAL POLICY

The Washington Redskins grant credentials and media access based on merit as guided by the priorities listed below. Because of the limited space available at Inova Sports Performance Center at Redskins Park and FedExField, these priority guidelines are intended to facilitate the most efficient use of space for working media covering the Washington Redskins and the NFL.

Full credential request policies are detailed below. For more information about obtaining media credentials, please contact Jessie Johnson at 703-726-7077 or by e-mail at johnsonj@redskins.com.

The Redskins prioritize outlets in the following order:

1. Broadcast partners, including television and radio personnel responsible for live broadcasts of Washington Redskins games.
2. Local beat reporters who cover the team on a daily basis for large-scale local outlets, including newspapers, wire services, radio stations and television affiliates that cover the Washington Redskins and the NFL on a regular basis.
3. Large-scale national outlets, including national newspapers, magazines, television stations, websites and more.
4. Washington, D.C. metro area community publications and stations.
5. Out-of-town community outlets on specific assignment to cover Redskins personnel of unique interest to the outlet's market [e.g.: a player's hometown newspaper].
6. Blogs, internet radio and other independent outlets, whose merit and credential consideration is subject to the discretion of Redskins Public Relations.

Policies for visiting scouts are handled separately in accordance with the 2019 Scouting Policy as distributed to all NFL teams prior to the season.

The following guidelines will be observed in granting access:

1. Season credentials will be reserved for organizations that provide consistent and substantial coverage of the Washington Redskins. Please be advised that a season media credential does not guarantee working space in media work areas.
2. With the exception of seasonally credentialed Redskins beat reporters who produce daily on-site reports, all credentials at both locations are approved and issued on a daily and/or game-by-game basis.
3. Passes and credentials are transferable within the same media outlet for use by those serving an editorial function with proper notice and approval by Redskins Public Relations. Passes used by any member of a credentialed outlet without specific editorial assignment or by non-working members of the organization are subject to revocation and will affect all future credentialing decisions by Redskins Public Relations for that outlet.
4. As the result of limited work space, credentials will not be issued to freelance writers or photographers without a specific assignment received in writing by the assigning organization.
5. Credentials may be issued: a) to online entities that are affiliated with a national or regional media organization; or, b) to online entities that host a website that regularly and substantially reports on the National Football League or the Washington Redskins, and employs for that website at least one full-time permanent employee who writes a substantial majority of all material posted on the site. Priority for these sites will be based on potential audience at the discretion of Redskins Public Relations.
6. Redskins personnel may deny or revoke credentials without notice and an individual shall surrender his/her credential upon request for: noncompliance with the priorities or guidelines set out in this policy; noncompliance with health, safety, or security directives issued regarding Redskins events; and for conduct for which there are reasonable grounds to believe violate state or federal law, or constitute a breach of professional ethics. Any organization that wishes to contest a denial or revocation may: a) request Redskins Public Relations provide a written rationale for the denial or revocation; b) submit a written response to that rationale to the Senior Vice President of Communications.
7. Redskins Public Relations reserves the right to change this policy at any time.

CONTACT INFORMATION

Inova Sports Performance Center at Redskins Park:	703-726-7000
Tony Wyllie	703-726-7135
Zena Lewis	703-726-7422
Sean DeBarbieri	703-726-7368
Jessie Johnson	703-726-7077
FedExField:	301-276-6000
Redskins PR (Game Day)	301-276-6718
Visiting PR (Game Day)	301-276-6818
Tickets	301-276-6050
E-mail Addresses:	
Tony Wyllie	wylliet@redskins.com
Zena Lewis	lewisz@redskins.com
Sean DeBarbieri	debarbieris@redskins.com
Jessie Johnson	johnsonj@redskins.com
On the Web:	
Official Site	Redskins.com
Media Guide	media.redskins.com

MEDIA PORTAL/MEDIA GUIDE

The Redskins' Public Relations department has a media website (media.redskins.com) designed to serve the needs of all media members who cover the organization. The site contains the annual media guide and weekly game guides including stats, rosters, personnel bios and much more. Media can also access the media website by visiting Redskins.com and clicking on "Media Guide" located at the bottom of the News & Events tab.

PRESS INFORMATION

All Redskins press releases and weekly media packets are distributed via e-mail. Please contact the Redskins Public Relations department to be added to the team's email distribution list for all press releases and media advisories.

Media can access the latest league press information from the NFL's media website at www.nflcommunications.com.

MEDIA WORKROOM

The media workroom at Inova Sports Performance Center at Redskins Park is located inside the annex building adjacent to the main entrance. The room is available to working media throughout the week. Phones, rosters, transcripts and other information will be available in this area.

VIDEO STREAMING

Media availabilities, open practice sessions and other team activities on club premises may not be broadcast live by an individual or media outlet without prior approval from the Washington Redskins. This includes the use of social media applications such as Facebook Live and Periscope among others.



PUBLIC RELATIONS

2019 MEDIA INFORMATION (CONT.)

PRACTICE ACCESS

During the regular season, Wednesday-Friday practices will be open to local media who regularly cover the team for designated periods. Upon arrival at the practice facility, please go to the media workroom where a member of the public relations staff will escort you to practice. To request a Redskins Park Media Credential, email Jessie Johnson (johnsonj@redskins.com) at least one (1) day prior to your scheduled visit. Any media member without a Redskins Park Media Credential provided by the Washington Redskins Public Relations department will not be permitted access to the facilities. NO INFORMATION FROM PRACTICE THAT MAY COMPROMISE THE TEAM'S COMPETITIVE ADVANTAGE IS ALLOWED TO BE DISTRIBUTED VIA ANY MEDIA PLATFORM. This includes personnel groupings, formations, injury speculation, specific plays and more as judged by Redskins Public Relations. Failure to comply could lead to revocation of credentials.

JAY GRUDEN INTERVIEWS

Head Coach Jay Gruden will conduct a weekly news conference in the Media Interview Room. He will also be available after practice on Wednesday, Thursday and Friday of each game week. One-on-one requests should be sent to Tony Wyllie (wylliet@redskins.com).

COORDINATOR INTERVIEWS

During the regular season, Defensive Coordinator Greg Manusky will be formally available after practice on Thursdays. Offensive Coordinator Kevin O'Connell will be formally available after practice on Fridays. Zena Lewis (lewisz@redskins.com) serves as the primary media contact for coordinators. All requests for coordinators beyond that time will be evaluated on a case-by-case basis in accordance with the coaches' scheduling availability.

ASSISTANT COACH INTERVIEWS

All requests for assistants must be arranged through the Redskins Public Relations with at least 24 hours notice. Position coaches are available for questions on specific players and the position group only. No position coaches should be contacted directly by telephone (at an office line, at home or by cell phone) or by email. Zena Lewis (lewisz@redskins.com) serves as the primary media contact for assistant coaches.

PLAYER INTERVIEWS

The Redskins' locker room is open to accredited media for specific interview periods during the week. The locker room is generally open to the media for 45 minutes following practices on Wednesdays, Thursdays and Fridays of normal game weeks. All one-on-one requests should be arranged through the Redskins PR department at least 48 hours in advance. All interviews must be conducted inside the locker room unless additional permission is granted by a Redskins PR staff member. NO B-ROLL, STILL PHOTOGRAPHY OR LIVE STREAMING IS ALLOWED INSIDE THE LOCKER ROOM. Interviews to be conducted by phone must be arranged through Redskins PR prior to the day of the scheduled interview. All times are subject to change without prior notice.

GAME CREDENTIALS

Demand for credentials is high, and as such, the size and legitimacy of each media outlet requesting access will be considered on a case-by-case basis and subject to the discretion of Redskins Public Relations. Full details on credentialing decisions are available at the beginning of this policy.

For home games, all requests must be submitted through the team's online credentialing system located at www.redskins.com/ credentials no later than 5 p.m. ET on Tuesday of that particular game week.

For away games, all requests must be e-mailed to Jessie Johnson (johnsonj@redskins.com) and must include attending media members' name, job title, media affiliation and pick-up preference (Redskins Park or Media Will Call). All requests must be submitted 10 days in advance of the requested road game.

GAME DAY PARKING

There are a limited number of season-long parking passes at FedExField for media members to purchase. All media members are welcome to park, free of charge, at the Media Parking Lot at the Grey Lot at FedExField.

In addition, television trucks that provide satellite, uplink or microwave functions will be parked in Lot B1. Media that wish to bring a truck to a Redskins game must contact both Jeff Gillies (gilliesj@redskins.com) and Jessie Johnson (johnsonj@redskins.com) no later than Monday of that particular game week.

MEDIA ENTRANCE AND WILL CALL

The media entrance and Media Will Call are located at the South Field Tunnel by Gate B. All media members that have been confirmed by the Redskins Public Relations department must enter through the media entrance.

The appropriate game credential must be presented at the media entrance for admission into the stadium. For security purposes, the Redskins do not send out game-by-game credentials prior to game day. All media picking up credentials on game day must do so at Media Will Call.

A valid form of government-issued photo identification is required to pick up credentials. Media Will Call will open 3.5 hours prior to kickoff.

FREQUENCY COORDINATOR

All credentialed media members who will be using a wireless radio frequency device such as a wireless microphone, communications radio, etc. (cell phones excluded) on FedExField property must register their frequency information. To do so, please contact the NFL Game Day Coordinator, Bill Sien, via email at redskinsgdc@yahoo.com or by phone at 730-915-8501 no later than Tuesday of game week.

INTERNET AND PHONE LINES

FedExField features complimentary wireless internet in the press box and photo room. You will be supplied with access information in those areas. Media interested in setting up a game day phone line at FedExField should fill out a request form which can be obtained by emailing Jessie Johnson at johnsonj@redskins.com no later than Monday of that particular game week.

PHOTOGRAPHERS

Photographers who are credentialed for sideline access will be required to wear a photo vest. Sideline access for NFL games is limited to photographers on assignment for recognized news organizations. No one except network television personnel and authorized game personnel will be admitted on the field without a camera. All field photographers must remain outside the bench areas and outside the yellow border surrounding the playing field.

POSTGAME INTERVIEWS AND LOCKER ROOM ACCESS

Members of the media needing to conduct post-game interviews will be given access to the Redskins' and visiting team's interview rooms after the game, as well as the home and visiting locker rooms. A Redskins PR representative will escort media down to the interview areas with four minutes remaining in the game. No B-Roll, still photography, live streaming or autographs are allowed in the Redskins locker room. No interviews are allowed on or coming off the field following the game. Following the customary 12-minute cooling off period at the conclusion of the game, the Redskins' and visiting team's locker rooms will be open to the media. Redskins Head Coach Jay Gruden will be available in the postgame interview room. To get there, take the stairs to the field level and follow the signs to the locker and interview rooms. Following Coach Gruden, additional players may be brought into the interview room. Press conferences will also be shown on the televisions in the press box as they occur.