



ANNUAL REPORT

fall 2017

VOLUME III NUMBER 4

outlook



THE POWER OF **LOBBY DAY**

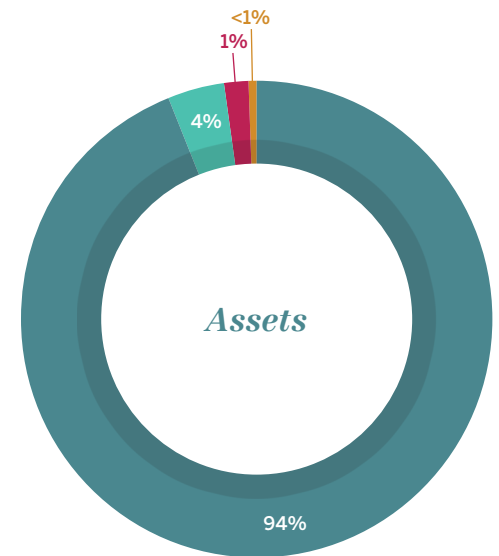
Fiscal Year 2017 Financial Highlights

Assets

AS OF JUNE 30, 2017, IN THOUSANDS

● Cash and cash equivalents	\$1,365
● Prepayments and amounts receivable	\$858
● Net value of property and equipment	\$5,689
● Investments	\$129,636

Total assets: the financial foundation that ensures our ability to continue to advance equity for women and girls through advocacy, education, philanthropy, and research	\$137,548
--	------------------

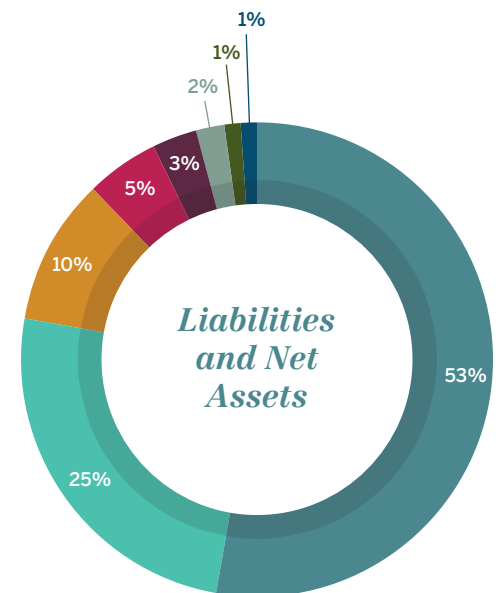


Liabilities

AS OF JUNE 30, 2017, IN THOUSANDS

● Amounts owed to vendors, employees, and other third parties	\$3,460
● Awards and fellowships to be paid during the upcoming year	\$3,805
● Funds received in advance	\$1,469
● Gifts received with a retained interest	\$627
● Construction allowance and free rent amortized over the life of our office space lease	\$6,635

Total liabilities	\$15,996
--------------------------	-----------------



Net Assets

AS OF JUNE 30, 2017, IN THOUSANDS

● Unrestricted net assets	\$14,343
● Temporarily restricted net assets	\$34,321
● Permanently restricted net assets	\$72,888

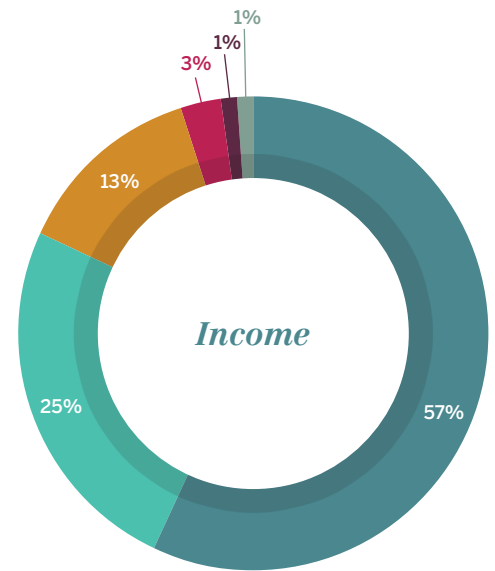
Total net assets	\$121,552
-------------------------	------------------

Total liabilities and net assets	\$137,548
---	------------------

Revenue Received

AS OF JUNE 30, 2017, IN THOUSANDS

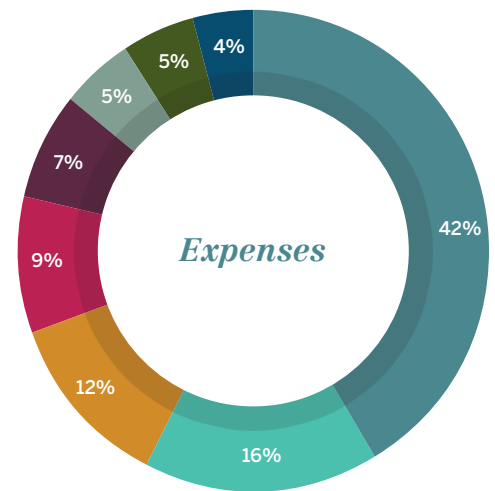
● Investment income	\$13,614
● Member dues	\$2,997
● Contributions and sponsorships	\$5,959
● Events revenue	\$795
● Subtenant revenue	\$291
● Other	\$310
Total revenues and support to conduct our activities, programs, and mission	\$23,966



Expenses

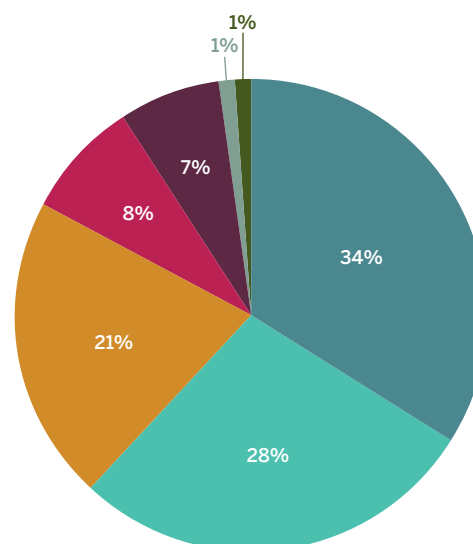
AS OF JUNE 30, 2017, IN THOUSANDS

● Salary and benefits for staff	\$9,889
● Fellowships and grants	\$3,874
● Printing publications, postage, and shipping	\$1,726
● Convention, conferences, travel, and meetings	\$1,249
● Professional fees	\$2,132
● Occupancy expense	\$2,906
● STEM funds for local programs	\$1,010
● Other expenses	\$1,279
Total expenses incurred for activities, programs, and mission	\$24,065
Excess of expenses to support our mission over revenue received	\$99



Program Services Expenses

- Outreach and membership
- Research and projects
- Fellowships and grants
- Meetings and conventions
- Advocacy
- Legal Advocacy Fund
- Other programs



Fiscal Year 2018

Thank you for your generosity in fiscal year 2017. We are pleased to present the fiscal year 2018 executive summary budget (in thousands).

Revenue and Support

Investment income	\$8,600
Member dues	\$2,922
Contributions: members, corporations, foundations, and others	\$7,974
Convening (NCCWSL, convention)	\$653
Tenant rental income	\$315
Other income	\$536
Total revenue and support	\$21,000

Operating Expenses

Fellowships and programs	\$7,139
Communications and external relations	\$1,306
Public policy and research	\$2,085
Membership	\$1,976
Development	\$1,915
Strategy and leadership	\$751
General and administration (admin, occupancy, IT, finance, board, website, archives, et cetera)	\$6,683
Total operating expenses	\$21,855
Excess of operating expenses over revenue and support	\$(855)

Notes: AAUW is exempt from federal income taxes under section 501(c)(3) of the Internal Revenue Code. AAUW is also classified as a publicly supported organization under section 170(b)(1)(A)(vi). A copy of AAUW's audited financial statement and IRS Form 990 are available on our website, www.aauw.org.