



INDIANAPOLIS COLTS

F O O T B A L L

2019 MEDIA GUIDE

INDIANAPOLIS COLTS 2019 SCHEDULE

PRESEASON

- AUGUST -

**GAME 1
AT
BUFFALO**

AUG. 8
7:00 P.M.
FOX 59

**GAME 2
VS.
CLEVELAND**

AUG. 17
4:00 P.M.
FOX 59

**GAME 3
VS.
CHICAGO**

AUG. 24
7:00 P.M.
FOX 59

**GAME 4
AT
CINCINNATI**

AUG. 29
7:00 P.M.
FOX 59

REGULAR SEASON

- SEPTEMBER -

**GAME 1
AT
LOS ANGELES
CHARGERS**

SEPT. 8
4:05 P.M.
CBS

**GAME 2
AT
TENNESSEE**

SEPT. 15
1:00 P.M.
CBS

**GAME 3
VS.
ATLANTA**

SEPT. 22
1:00 P.M.
CBS

**GAME 4
VS.
OAKLAND**

SEPT. 29
1:00 P.M.
CBS

-OCTOBER/NOVEMBER -

**GAME 5
AT
KANSAS CITY**

OCT. 6
8:20 P.M.
NBC

BYE WEEK

**GAME 6
VS.
HOUSTON**

OCT. 20
1:00 P.M.
CBS

**GAME 7
VS.
DENVER**

OCT. 27
4:25 P.M.
CBS

**GAME 8
AT
PITTSBURGH**

NOV. 3
1:00 P.M.
CBS

-NOVEMBER/DECEMBER -

**GAME 9
VS.
MIAMI**

NOV. 10
4:05 P.M.
CBS

**GAME 10
VS.
JACKSONVILLE**

NOV. 17
1:00 P.M.
CBS

**GAME 11
AT
HOUSTON**

NOV. 21
8:20 P.M.
FOX/NFLN/AMZN

**GAME 12
VS.
TENNESSEE**

DEC. 1
1:00 P.M.
CBS

-DECEMBER -

**GAME 13
AT
TAMPA BAY**

DEC. 8
1:00 P.M.
CBS

**GAME 14
AT
NEW ORLEANS**

DEC. 16
8:15 P.M.
ESPN

**GAME 15
VS.
CAROLINA**

DEC. 22
1:00 P.M.
FOX

**GAME 16
AT
JACKSONVILLE**

DEC. 29
1:00 P.M.
CBS

All times Eastern and subject to change by the NFL. *Games between Weeks 5 and Weeks 17 could be affected by flex scheduling.

FOR COLTS TICKETS: 317-297-7000 - COLTS.COM/TICKETS



COLTS MEDIA INFORMATION



INDIANAPOLIS COLTS COMMUNICATIONS



Steve Campbell
Vice President of
Communications
steve.campbell@colts.nfl.net
317-941-9070



Matt Conti
Director of Football
Communications
matt.conti@colts.nfl.net
770-853-4906



Christian Edwards
Assistant Director of
Communications
christian.edwards@colts.nfl.net
904-465-6668



Pamela Humphrey
Communications Coordinator
pamela.humphrey@colts.nfl.net
317-716-9491



Hayden Clark
Communications Intern
hayden.clark@colts.nfl.net



Kaila Lewis
Communications Intern
kaila.lewis@colts.nfl.net

COLTS MEDIA WEBSITE: NFLONG.COM

Media outlets can access up-to-date Colts information, including press releases, transcripts, daily notes, statistics and game releases by logging on to NFLONG.com. The site also offers access to the media guide. Information on the team's media policy can also be found on the media website. The Colts reserve the right to update or change the policy at any period of time.

CREDENTIAL REQUESTS

Media can submit credential requests by emailing: credentials@colts.nfl.net. Credential requests for Colts home games must be submitted no later than five days prior to the game. The Colts reserve the right to deny any request. Media outlets should specify the details of the game day function as well as noting whether or not field access is needed for the entirety of the game or just pregame. Credentials can be picked up at media will call which is located at Gate 5 on the northwest side of Lucas Oil Stadium at the corner of South and Missouri streets. A valid government-issued photo identification must be presented to pick up the credential. Credentials may not be transferred or altered. Members of the media who are approved for season-long credentials will have their passes issued in the preseason. For Colts media traveling to road games, credential requests must be submitted to pam.humphrey@colts.nfl.net no later than 3:00 p.m. the Monday prior to that game.

The Colts logo and the name Indianapolis Colts are trademarks of the Indianapolis Colts, Inc.

INDIANAPOLIS COLTS • P.O. Box 535000 • Indianapolis, IN 46253

**(317) 297-2658 – Switchboard • (317) 297-7000 – Ticket Office • (317) 297-8971 – Fax • (317) 388-0982 – PR Fax
www.colts.com • media.colts.com**

The 2019 media guide was compiled by Matt Conti, Christian Edwards, Steve Campbell, Pam Humphrey and additional members of the Colts Communications staff. The media guide is meant to serve as an information source for the media and NFL fans. Information contained herein was compiled by current and previous Colts public relations staffs. Editorial assistance was provided by Craig Kelley, Terry Musolf, John (Utah) Turney, Joe Cronin, Joe Horrigan and the Elias Sports Bureau. Photographs by Matt Bowen, Don Larson, A.J. Macht, the Pro Football Hall of Fame, The Associated Press, Walt Thomas and through the club's archives.

LUCAS OIL STADIUM



LUCAS OIL STADIUM FACTS

Capacity:
63,000

Square feet:
1.8 million

Levels:
7

Number of suites:
142

Number of concession stands:
148

Number of escalators/elevators:
14/11

Kind of retractable roof:
SuperFrame Structural System

Square feet opening area on retractable roof:
176,400

Approximate time for the roof to open and close:
9-11 minutes

Pieces of exterior glass:
9,100

Tons of steel:
16,000

Size of north windows:
Six panels, 88' tall and 244' wide

COLTS ALL-TIME ROOF/WINDOW RECORD

RECORD AT LUCAS OIL: 88 games (57-31)

ROOF OPEN & WINDOW OPEN: 17 games (8-9)

ROOF OPEN & WINDOW CLOSED: 8 games (8-0)

ROOF CLOSED & WINDOW OPEN: 6 games (1-5)

ROOF & WINDOW CLOSED: 57 games (40-17)

Year	Game	Opponent	Roof/Window Status	
2018	9/9	Cincinnati	L, 23-34 (Roof/Window Closed)	
	9/30	Houston	L, 34-37 OT (Roof/Window Open)	
	10/21	Buffalo	W, 37-5 (Roof/Window Closed)	
	11/11	Jacksonville	W, 29-26 (Roof/Window Closed)	
	11/18	Tennessee	W, 38-10 (Roof/Window Closed)	
	11/25	Miami	W, 27-24 (Roof/Window Closed)	
	12/16	Dallas	W, 23-0 (Roof/Window Closed)	
	12/23	New York Giants	W, 28-27 (Roof/Window Closed)	
	2017	9/17	Arizona	L, 13-16 OT (Roof/Window Closed)
		9/24	Cleveland	W, 31-28 (Roof/Window Closed)
10/8		San Francisco	W, 26-23 OT (Roof Closed/Window Open)	
10/22		Jacksonville	L, 0-27 (Roof Closed/Window Open)	
11/12		Pittsburgh	L, 17-20 (Roof/Window Closed)	
11/26		Tennessee	L, 16-20 (Roof/Window Open)	
12/14		Denver	L, 13-25 (Roof/Window Closed)	
12/31		Houston	W, 22-13 (Roof/Window Closed)	
2016		9/11	Detroit	L, 35-39 (Roof/Window Open)
		9/25	San Diego	W, 26-22 (Roof/Window Closed)
	10/9	Chicago	W, 29-23 (Roof/Window Open)	
	10/30	Kansas City	L, 14-30 (Roof Closed, Window Open)	
	11/20	Tennessee	W, 24-17 (Roof/Window Closed)	
	11/24	Pittsburgh	L, 7-28 (Roof/Window Closed)	
	12/11	Houston	L, 17-22 (Roof/Window Closed)	
	12/11	Jacksonville	W, 24-20 (Roof/Window Closed)	

2015	9/21	New York Jets	L, 7-20 (Roof Closed/Window Open)
	10/4	Jacksonville	W, 16-13 (Roof/Window Open)
	10/18	New England	L, 27-34 (Roof/Window Closed)
	10/25	New Orleans	L, 21-27 (Roof/Window Open)
	11/8	Denver	W, 27-24 (Roof Open/Window Closed)
2014	11/29	Tampa Bay	W, 25-12 (Roof/Window Closed)
	12/20	Houston	L, 10-16 (Roof/Window Closed)
	1/3	Tennessee	W, 30-24 (Roof/Window Closed)
	9/15	Philadelphia	L, 27-30 (Roof/Window Closed)
	9/28	Tennessee	W, 41-17 (Roof/Window Open)
2013	10/5	Baltimore	W, 20-13 (Roof Open/Window Closed)
	10/19	Cincinnati	W, 27-0 (Roof Open/Window Closed)
	11/16	New England	L, 20-42 (Roof/Window Closed)
	11/23	Jacksonville	W, 23-3 (Roof/Window Closed)
	11/30	Washington	W, 49-27 (Roof/Window Closed)
2012	12/14	Houston	W, 17-10 (Roof/Window Closed)
	9/8	Oakland	W, 21-17 (Roof/Window Closed)
	9/15	Miami	L, 20-24 (Roof/Window Open)
	10/6	Seattle	W, 34-28 (Roof/Window Closed)
	10/20	Denver	W, 39-33 (Roof/Window Open)
2011	11/10	St. Louis	L, 8-38 (Roof/Window Closed)
	12/1	Tennessee	W, 22-14 (Roof/Window Closed)
	12/15	Houston	W, 25-3 (Roof/Window Closed)
	12/29	Jacksonville	W, 30-10 (Roof/Window Closed)
	9/16	Minnesota	W, 23-20 (Roof/Window Open)
2010	9/23	Jacksonville	L, 17-22 (Roof/Window Open)
	10/7	Green Bay	W, 30-27 (Roof/Window Closed)
	10/21	Cleveland	W, 17-13 (Roof/Window Open)
	11/4	Miami	W, 23-20 (Roof/Window Closed)
	11/25	Buffalo	W, 20-13 (Roof/Window Closed)
2009	12/9	Tennessee	W, 27-23 (Roof/Window Closed)
	12/30	Houston	W, 28-16 (Roof/Window Closed)
	9/18	Cleveland	L, 19-27 (Roof Closed/Window Open)
	9/25	Pittsburgh	L, 20-23 (Roof/Window Closed)
	10/9	Kansas City	L, 24-28 (Roof/Window Open)
2008	11/6	Atlanta	L, 7-31 (Roof/Window Open)
	11/13	Jacksonville	L, 3-17 (Roof Closed/Window Open)
	11/27	Carolina	L, 19-27 (Roof/Window Open)
	12/18	Tennessee	W, 27-13 (Roof/Window Closed)
	12/22	Houston	W, 19-16 (Roof/Window Closed)
2007	9/19	New York Giants	W, 38-14 (Roof Open/Window Closed)
	10/10	Kansas City	W, 19-9 (Roof/Window Closed)
	11/1	Houston	W, 30-17 (Roof/Window Closed)
	11/18	Cincinnati	W, 23-17 (Roof/Window Closed)
	11/24	San Diego	L, 14-36 (Roof/Window Closed)
2006	12/5	Dallas	L, 35-38 OT (Roof/Window Closed)
	12/16	Jacksonville	W, 34-24 (Roof/Window Closed)
	12/19	Tennessee	W, 23-20 (Roof/Window Closed)
	1/2	Tennessee	W, 23-20 (Roof/Window Closed)
	2005	9/13	Jacksonville
10/4		Seattle	W, 34-17 (Roof Open/Window Closed)
11/1		San Francisco	W, 18-14 (Roof/Window Closed)
11/8		Houston	W, 20-17 (Roof Open/Window Closed)
11/15		New England	W, 35-34 (Roof/Window Closed)
2004	12/6	Tennessee	W, 27-17 (Roof/Window Closed)
	12/13	Denver	W, 28-16 (Roof/Window Closed)
	12/27	New York Jets	L, 15-29 (Roof/Window Closed)
	9/7	Chicago	L, 13-29 (Roof/Window Open)
	9/21	Jacksonville	L, 21-23 (Roof/Window Closed)
2003	10/12	Baltimore	W, 31-3 (Roof/Window Open)
	11/2	New England	W, 18-15 (Roof Open/Window Closed)
	11/16	Houston	W, 33-27 (Roof/Window Closed)
	12/7	Cincinnati	W, 35-3 (Roof/Window Closed)
	12/14	Detroit	W, 31-21 (Roof/Window Closed)
12/28	Tennessee	W, 23-0 (Roof/Window Closed)	



COLTS STAFF DIRECTORY



EXECUTIVES

James Irsay, Owner and CEO
Carlie Irsay-Gordon, Vice Chair/Owner
Casey Foyt, Vice Chair/Owner
Kalen Jackson, Vice Chair/Owner
Chris Ballard, General Manager
Pete Ward, Chief Operating Officer
Dan Emerson, Chief Legal Officer
Kurt Humphrey, Chief Financial Officer
Dan Luther, Special Counsel
Roger VanDerSnick, Chief Sales and Marketing Officer

COACHING STAFF

Frank Reich, Head Coach
Matt Eberflus, Defensive Coordinator
Nick Sirianni, Offensive Coordinator
Bubba Ventrone, Special Teams Coordinator
Klayton Adams, Assistant Offensive Line
Dave Borgonzi, Linebackers
Marcus Brady, Quarterbacks
Zane Fakes, Strength and Conditioning Assistant
Jonathan Gannon, Defensive Backs/Cornerbacks
Richard Howell, Head Strength and Conditioning
Rusty Jones, Director of Sports Performance
Doug McKenney, Assistant Strength and Conditioning
Jason Michael, Tight Ends
Howard Mudd, Senior Offensive Assistant
David Overstreet II, Defensive Quality Control
Kevin Patullo, Wide Receivers
Mike Phair, Defensive Line
Ryan Podell, Sports Science/Conditioning
Tom Rathman, Running Backs
Frank Ross, Assistant Special Teams
Chris Strausser, Offensive line
Gunnard Twyner, Offensive Quality Control
Alan Williams, Defensive Backs/Safeties
Parks Frazier, Assistant to the Head Coach

FOOTBALL OPERATIONS

Ed Dodds, Assistant General Manager
Mike Bluem, Director of Football Administration
Morocco Brown, Director of College Scouting
Kevin Rogers, Director of Pro Personnel
Todd Vasvari, Senior Player Personnel Scout
Brian Decker, Director of Player Development
Jon Shaw, Assistant Director of Pro Scouting
Joey Elliott, Pro Scout
Matt Terpening, Assistant Director of College Scouting
Mike Derice, Area Scout
Chad Henry, Area Scout
Tyler Hughes, Area Scout
Byron Lusby, Area Scout
Chris McGaha, Area Scout
Jamie Moore, Area Scout
Anthony Coughlan, College Scouting Coordinator
Mike Lacy, NFS Scout
Boyd Jackson, Pro Personnel Assistant
Zerick Rollins, Scouting Assistant
Anthony Foyt IV, Scouting Assistant
Jeff Brown, Director of Operations
David Thornton, Director of Player Engagement
George Li, Senior Football Strategy Analyst/Game Management
John Park, Manager of Football Research & Strategy
Mitch Chester, Football Operations Assistant
Cal Handelman, Manager of Financial Analysis and Club Strategy
Debbie Finn, Assistant to the General Manager

EQUIPMENT

Jon Scott, Vice President of Equipment Operations
Sean Sullivan, Equipment Manager
Mike Mays, Assistant Equipment Manager
Brian Seabrooks, Assistant Equipment Manager

VIDEO

Stewart Cramer, Video Director
John Starliper, Assistant Video Director
Matt DeWall, Assistant Video Director
Tim Herrmann, Video Assistant

MEDICAL STAFF

Dave Hammer, Head Athletic Trainer
Erin Barill, Director of Sports Medicine
Brian Buening, Assistant Athletic Trainer
Kyle Davis, Assistant Athletic Trainer
Kerry Gordon, Assistant Athletic Trainer
Tom Klootwyk, MD, Orthopedic Surgeon
Gary Misamore, MD, Orthopedic Surgeon
Dave Porter, MD, Orthopedic Surgeon
Terry Horner, MD, Neurosurgeon
Doug Robertson, MD, Physician
Thurman Alvey, DO, Physician
Marcus McCray, Team Chiropractor
Elizabeth White, Counselor
Anna Turner, Nutritionist
Kirsten Gregurich, Nutritionist

INFORMATION SYSTEMS

Ryan Fannin, Director of Football Information Systems
Matthew Boothby, Lead Developer/Data Architect
Joe McCurdy, Network Administrator
Brian Poole, Systems Analyst
Doug Snelling, Systems Analyst

FINANCE AND HUMAN RESOURCES

Stacy Johns, Vice President of Finance and Human Resources
Alexander Romano, Director of Business Intelligence
Lindsey Hammond, Director of Finance
Michelle Rodriguez, Executive Assistant/
Human Resources Manager
Tina McKnight, Accounting/Payroll Assistant
Jaci Rowland, Staff Accountant
Zachary Luka, Business Intelligence Analyst
Jenny Ryan, Accounting Assistant

COMMUNICATIONS

Steve Campbell, Vice President of Communications
Matt Conti, Director of Football Communications
Christian Edwards, Assistant Director of Communications
Pamela Humphrey, Communications Coordinator

MARKETING/COMMUNITY RELATIONS

Stephanie Pemberton, Vice President of Marketing
Joe Fonderoli, Senior Director of Events & Operations
Ashley Powell, Director of Community Relations
Kelsey Rowles, Community Relations Manager
Cassidy Turpin, Community Relations Coordinator
Alexa Strobbridge, Senior Marketing Manager
Chelsea Durham, Events Manager
Kelly Tilley, Director of Cheerleading
Erin Smith, Youth Cheer Coordinator
Trey Mock, Mascot Program Manager
Caroline Cooke, Mascot Coordinator
Mike Prior, Youth Football Commissioner
Andy Matis, Youth Football Manager
Nicole Minor, Hospitality and Pavilion Manager
Edward Hayes, Pavilion Coordinator

CONTENT AND PRODUCTION

Dave Knickerbocker, Vice President of Content and Production
Matthew Dominick, Senior Director of Content and Production
Matt Bowen, Creative Director of Photographic Services
Amber Derow, Director of Social and Digital Content Strategy
Kara Boonstra, Project Manager
Larra Overton, Producer/On-Air Talent
Mike Stevens, Operations Manager of Video Engineering
Matt Taylor, Manager of Radio Production
Casey Vallier, Coordinator of Radio Production
Daron Williams, Digital Communications Manager

COLTS STAFF DIRECTORY



CONTENT AND PRODUCTION CONT...

Derek Wolfe, Manager of Creative Services and Game Day Production

Sherard Allen, Graphic Designer

Erin Balderson, Graphic Designer

Chris Buckley, Senior Broadcast Engineer

Kevin Conners, Senior Content Creation Specialist

Matt Wilkening, Senior Content Creation Specialist

Conner Handel, Content Creation Specialist

Harrison Pogue, Content Creation Specialist

Brent Hollerud, Social Media Manager

Ryan Nix, Social Media Specialist

Nick Merlina, Coordinator of Digital Communications

Andrew Walker, Colts.com Writer

Maureen Williams, Community Manager

CORPORATE SALES

Ryan Lobsiger, Vice President of Corporate Partnerships

Josh Tarble, Business Solutions Director

Brad Beery, Corporate Partnership Manager

Brian Healey, Corporate Partnership Manager

Rob Louthain, Corporate Partnership Manager

Jim Matis, Corporate Partnership Manager

Brandon Schlarb, Corporate Partnership Manager

Andy Schwartz, Corporate Partnership Manager

Lindsay Catavolos, Director of Partnership Marketing

Janelle Davenport, Partnership Marketing Manager

Laura Porter, Partnership Marketing Manager

Jett Branham, Partnership Marketing Manager

Susie Peters, Sales Operations

TICKET SALES, SERVICE & OPERATIONS

Joe Ondrejko, Senior Vice President of Ticket Sales and Service

Greg Hylton, Vice President of Premium Seating and Ticket Sales

Jim Van Dam, Director of Ticket Sales

Bob Parenteau, Director of Ticket Operations

Ashley Hoffman, Director of Membership Services

Steve Korey, Director of Premium Seating

Jamil Stafford, Assistant Director of Ticket Operations

Abigail Beatson, Membership Services Manager

Kreigha Henney, Membership Services Manager

Katy Johnson, Membership Services Manager

Megan Oldham, Membership Services Manager

Dylan Sheldon, Membership Services Manager

Justin Glass, Manager of Consumer Sales

Hannah Glaser, Manager of Group Sales

Blake Carnall, Account Executive

Necce Jennings, Account Executive

TICKET SALES, SERVICE & OPERATIONS CONT...

Keith Quarta, Account Executive

Amanda Williams, Account Executive

Amy Davis, Group Sales Account Manager

Briannah Poe, Group Sales Account Manager

Jeremy Thorpe, Group Sales Account Manager

Tyson Smith, Premium Seating Account Manager

Jennifer Washburn, Premium Seating Account Manager

Jody Henton, Suite Services Manager

Kayla Finn, Club Seating Services Manager

Becca Ginn, Sales Event Coordinator

FRONT OFFICE STAFF

Cathy Catellier, Executive Assistant to the Owner

Mark Feeser, Executive Assistant

Jennifer Hall, Administrative Assistant to the Chief Legal Officer

Larry Hall, Vice President of Special Projects and Historical Affairs

David Liptak, Executive Assistant

Doug Melton, Office Assistant

Alyssa Monka, Receptionist

Traci Morgan, Assistant to the Chief Operating Officer

Monte Poe, Director of Special Projects

Leslie Stockton, Executive Assistant to the Vice Chair/Owner

FACILITIES

Troy Glendenning, Director of Facilities and Grounds

Chris Anderson, Facilities Manager

Darrell Chandler, Grounds and Maintenance

Joe Atkins, Building/Grounds Assistant

Eric Boling, Building/Grounds Assistant

Tyler Holloway, Building/Grounds Assistant

Ryan Simonton, Building/Grounds Assistant

Danny Thompson, Building/Grounds Assistant

John Moore, Director of Security

Steve Randall, Team Security

John Goeken, Security

Cory Nash, Security Consultant



ADAM VINATIERI

KICKER





YEARS IN THE NFL: 48 Years
COLLEGE: Southern Methodist University



JIM IRSAY
OWNER & CHIEF
EXECUTIVE OFFICER

Indianapolis Colts Owner & CEO Jim Irsay embarks on his 48th season with the organization. His affiliation with the Colts dates back to 1972 when his father, Robert Irsay, acquired the team. His passion for winning and emphasis on sustained success has molded Indianapolis into one of the most successful franchises in the NFL. In addition to his commitment to winning, Irsay and his family are recognized as leaders in the community, spearheading many philanthropic endeavors.

Irsay took the helm of the franchise in 1995, becoming sole owner in 1997. Going into his 25th season as the leader of the Colts, Indianapolis has had only five losing seasons, while earning 10 division championships, two Super Bowl appearances and the team's fourth world championship with a victory in Super Bowl XLI. The team's 190-114 regular season record dating back to 2000 ranks third in the NFL. From 2000-09, the Colts produced 115 regular season wins, the most in a decade for any NFL club. Indianapolis also set an NFL record with 23 consecutive wins from 2008-

09. Over the span of four seasons from 2012-15, the Colts won 16 consecutive games within the AFC South Division, which also set an NFL record.

Irsay grew up with the Colts and talks sentimentally about his years of living with the team during summer camp, watching every game and riding the team bus. After he graduated from Southern Methodist University with a degree in broadcast journalism, he joined the franchise and worked in virtually every department, from ticket sales to public relations to football operations. When the Colts arrived in Indianapolis in 1984, Irsay was named general manager at age 24, the youngest to ever hold that job.

Over his many years with the organization, winning always has been a priority for Irsay. In 2017, he hired Chris Ballard as general manager, who in his first three seasons utilized both the NFL Draft and free agency to rebuild the Colts roster. In 2018, Irsay and Ballard hired former Philadelphia Eagles Offensive Coordinator Frank Reich as head coach, bringing back a familiar face to the Colts family. Reich began his coaching career in Indianapolis serving on the Colts staff for six years (2006-2011). Under their collective leadership, the Colts are building a strong team and organization that are primed for success.



Owner & CEO Jim Irsay hoists the Lombardi Trophy following the Colts Super Bowl XLI victory over the Chicago Bears.

In Reich's first year as head coach, the Colts became just the second team in NFL history to start 1-5, yet still reach the playoffs and win a playoff game. Reich's first season also featured guard Quenton Nelson and linebacker Darius Leonard being named Associated Press All-Pros, the first pair of rookie teammates to earn the honor since Gale Sayers and Dick Butkus did so with the 1965 Chicago Bears. The

BEST IN A DECADE

Under Owner & CEO Jim Irsay, the Colts established an NFL record for the most wins in a decade with 115 regular season victories from 2000-2009. Indianapolis reached double-digit wins in nine of those seasons, including a franchise-record 14 victories in 2005 and 2009.

2018 team went on to produce the AP "Defensive Rookie of the Year" (Leonard), three Pro Bowlers (Andrew Luck, Eric Ebron and Nelson) and the AP, Sporting News & Pro Football Writers' "Comeback Player of the Year" (Luck). Additionally, Reich was named the NFL 101 AFC Coach of the Year.

A hallmark of Jim Irsay's stewardship was the 2006 season, when the Colts won Super Bowl XLI with a 29-17 victory over Chicago. Following its triumphant return to Indianapolis, the team was welcomed by a raucous crowd lining downtown streets in below freezing temperatures and filling the old RCA Dome. Irsay responded by sending the Lombardi Trophy on a 50-stop, 3,130-mile tour throughout Indiana, giving fans an opportunity to see, touch and take pictures with the iconic trophy. That fall, he also created a once-in-a-lifetime opportunity for fans to compete for one of five authentic Super Bowl rings. The effort raised more than \$225,000 for charity and entertained thousands who witnessed 10 finalists take their chance to pick one-of-five treasure chests that contained a ring inscribed with "Colts Fan."

All eyes were focused on the city in 2012 when Super Bowl XLVI came to Indianapolis, where Irsay and the Colts were instrumental in leading the Super Bowl effort for the city. Largely regarded as one of the most successful Super Bowls ever, the event generated hundreds of millions of dollars in economic impact, as well as worldwide exposure for the city and state.

A strong advocate of the NFL's history, tradition and principles, Irsay is an active team owner. He chairs the league's Legislative Committee and serves on both the Finance Committee and the Super Bowl Advisory Committee. He also has served on the Executive Committee of the Management Council and the Pro-College Relations Committee. What's more, Irsay was a member of the Realignment Working Group and the Work-

ing Club Executive Committee that authored the NFL's Collective Bargaining Agreement in 1993.

Irsay also oversees the team's extensive community outreach and philanthropic efforts. Under his leadership, the Colts have been committed to improving the lives of people in their home city and state by helping build a healthy, inclusive and compassionate community through meaningful outreach, projects and partnerships. The team also supports current and former players by engaging with them in charitable efforts, helping them leave a legacy of service to the community. The Irsay family has been honored to give back through projects such as the Irsay Family YMCA, the downtown Colts Canal Playspace, Riley Hospital for Children and dozens of other important community initiatives.

Although football has been the focus of Irsay's professional life, he is also a music aficionado who collects rare instruments, including: Les Paul's 1954 Gibson "Black Beauty," Jerry Garcia's "Tiger," the Fender Stratocaster Bob Dylan played at the 1965 Newport Folk Festival, Prince's "Yellow Cloud," David Gilmour's (Pink Floyd) "Black Strat," one of George Harrison's personal guitars, an original Beatles drum kit and a piano once owned by John Lennon. He is also an Americana fan who collects rare historical documents and items, including the original manuscript of Jack



Kerouac's *On the Road* and the original manuscript of *Alcoholics Anonymous*, the organization's founding document that has helped millions of people around the world overcome addiction.

Irsay has three daughters, Carlie Irsay-Gordon, Casey Foyt and Kalen Jackson, as well as eight grandchildren. All three daughters represent the next generation of ownership for the Indianapolis Colts as each was promoted to the position of vice chair and owner in March, 2012.

In reflecting on the organization, Jim Irsay says, "One of the reasons I'm honored to be a steward of the Horseshoe is that we are able to use the enormous platform of pro football to bring joy into people's lives. Whether it's on the field on gamedays, serving our friends and neighbors off the field or other times throughout the year, our goal is to entertain, inspire and unite this community and Colts fans everywhere by not just winning, but winning the right way."

THE INDIANAPOLIS COLTS UNDER JIM IRSAY (1995-2018)

REGULAR SEASON RECORD

New England	269-115-0
Pittsburgh	242-140-2
Green Bay	240-142-2
Denver	228-156-0
Indianapolis	227-157-0

REGULAR SEASON RECORD AT HOME

New England	150-42-0
Green Bay	142-48-2
Pittsburgh	135-56-1
Denver	133-59-0
Minnesota	130-62-0
Seattle	128-64-0
Indianapolis	127-65-0

REGULAR SEASON RECORD ON THE ROAD

New England	119-73-0
Pittsburgh	107-84-1
Indianapolis	100-92-0
Philadelphia	99-91-2
Green Bay	98-94-0

DIVISION TITLES

New England	18
Green Bay	12
Pittsburgh	12
Indianapolis	10

COLTS RECORD VS. AFC SOUTH (2002-2017)

Houston	26-8-0
Tennessee	26-8-0
Jacksonville	21-13-0

PLAYOFF APPEARANCES

New England	19
Indianapolis	17
Green Bay	17

PLAYOFF WINS

New England	33-13
Green Bay	19-15
Pittsburgh	19-13
Baltimore	15-9
Indianapolis	15-16
Philadelphia	15-13



CARLIE IRSAY-GORDON

Vice Chair/Owner

Carlie Irsay-Gordon is in her eighth season as vice chair/owner. She joined the Colts as vice president in July of 2008 and, along with sisters Casey and Kalen, represents the next generation of ownership for the club. Raised in and around the Colts organization, Irsay-Gordon interned with the Colts in the football operations and marketing departments while pursuing her undergraduate degree. She also has represented the team at NFL Owners' Meetings since 2004. Irsay-Gordon is involved in all aspects of the organization and specifically helps direct the team's growing digital, social media, content and production operations. In August of 2016, the NFL and Commissioner Roger Goodell added her to the league's Digital Media Committee. As the only active female member of the committee, she is responsible for setting strategies and policy related to digital initiatives across the NFL and clubs. Irsay-Gordon also is involved in the Indianapolis community, serving on the boards of the Indianapolis Chamber of Commerce, Visit Indy, the city's convention and tourism bureau, and Park Tudor School. She graduated with a bachelor's degree in religious studies with a minor in geoscience from Skidmore College in 2005. Irsay-Gordon resides in Indianapolis with her husband, Zach Gordon, and three children.



CASEY FOYT

Vice Chair/Owner

Entering her eighth season as vice chair/owner, Casey Foyt represents the next generation of ownership for the Indianapolis Colts, along with her sisters Carlie and Kalen. Foyt graduated from Indiana University with a degree in sports marketing. Following graduation, she worked for the NFL in London, England, planning the first regular season NFL game played outside North America, as well as special events associated with the game. The contest was played in October of 2007 and featured the Giants and the Dolphins playing in Wembley Stadium. Foyt joined the Colts in May of 2007 and focuses her energy on marketing and community relations. She helped revitalize the Colts Women's Organization and planned the group's first major fundraiser in 2007. Foyt also helps represent the club at NFL Owners Meetings and other league events. Outside of football, she is president of Huddles Frozen Yogurt, Inc. Foyt resides in Carmel with her husband, Anthony J. Foyt, IV, and four children.



KALEN JACKSON

Vice Chair/Owner

Kalen Jackson is entering her eighth season as vice chair/owner. Jackson joined the team in June of 2010 as vice president and, along with sisters Carlie and Casey, represents the next generation of Colts ownership. Like her sisters, she grew up with the Colts organization as a significant part of her life since birth. Jackson graduated with honors in 2010 from Indiana University's School of Health, Physical Education and Recreation with a bachelor's degree in sports management and marketing. On a daily basis, she is involved in corporate sales and community outreach programs, and currently serves on the board of the United Way of Central Indiana. Jackson coordinates the Irsay family's philanthropic and charitable efforts, is president of the Indianapolis Colts Women's Organization and represents the team at NFL Owners Meetings. In August of 2016, the NFL and Commissioner Roger Goodell added her to the league's Employee Benefits Committee. As the youngest member of the committee, Jackson is responsible for administering club and league benefit plans, including plan design and amendment, benefit and administrative expense payments and employee eligibility issues. She was born and resides in Indianapolis with her husband, Boyd Jackson, and their daughter.





CHRIS BALLARD GENERAL MANAGER

JOINED COLTS: 2017
YEARS IN THE NFL: 19th Year
COLLEGE: Wisconsin
HOMETOWN: Texas City, TX



In two seasons at the helm, General Manager Chris Ballard has served as the architect of a Colts roster that returned to the playoffs for the first time since 2014. The 2018 Colts started the season with a 1-5 record and won nine of their last 10 games to clinch a postseason berth. Indianapolis became the third team in NFL history to start the season with a 1-5 mark and reach the playoffs. The Colts then defeated the Houston Texans in a Wild Card contest and became the second team in league history to start 1-5 and win a playoff game. The team's success, due in part to Ballard's construction of the roster, earned him the Pro Football Writers of America Executive of the Year award.

Pivotal in the team's 2018 success was the Colts' 11-man NFL Draft class who combined to play in 133 games (67 starts) and 18 postseason contests. The group was spearheaded by guard/center Quenton Nelson and linebacker Darius Leonard who joined Pro Football Hall of Famers Dick Butkus and Gale Sayers (Chicago, 1965) as the second pair of rookie teammates to be selected First Team All-Pro since the Associated Press started selecting All-Pro teams in 1940. Nelson was also selected to the Pro Bowl and Leonard

was named the NFL's Defensive Rookie of the Year. Ballard made a trade with the New York Jets in March of 2018 to acquire the sixth overall pick (Nelson), in addition to two second round selections and a second round pick in 2019. Starting right tackle Braden Smith was selected with the acquired 37th overall selection and, following another trade during the draft, second round defensive end Kemoko Turay and fifth round running back Jordan Wilkins completed the Colts' picks in the trade.

Ballard's meticulous approach to free agency in the last three years has yielded productive results. Players like defensive end Denico Autry (team-leading 9.0 sacks), tight end Eric Ebron (14 touchdowns and a Pro Bowl selection) and guard Matt Slason were instrumental to the team's success last season. In 2017, Indianapolis found starters in cornerback Pierre Desir, right guard Mark Glowinski, defensive tackle Margus Hunt, cornerback Kenny Moore II and defensive end Jabaal Sheard. In 2019, Ballard focused on re-signing many of the team's own, including Desir, safety Clayton Geathers, Glowinski, Hunt and kicker Adam Vinatieri. The team will also feature newcomers, wide receiver Devin Funchess and proven pass rushing defensive end Justin Houston.



The year's draft class featured the selection of 10 players, seven of which on the defensive side of the ball. The Colts traded out of the first round and selected Temple cornerback Rock Ya-Sin while adding a 2020 second round selection from the Washington Redskins. Ballard went on to bolster the defense with the selections of linebacker Ben Banogu (second round), linebacker Bobby Okereke (third round), safety Khari Willis (fourth round), cornerback Marvell Tell III (fifth round),

linebacker E.J. Speed (fifth round) and defensive end Gerri Green (sixth round). The team also improved the wide receiver unit with the selection of Parris Campbell (second round) and added offensive line depth after drafting tackle Jackson Barton (seventh round) and center Javon Patterson (seventh round).

Ballard was hired as the team's general manager on January 29, 2017. He is entering his 19th NFL season and his third in his current role with the Colts. Ballard's experienced background includes 16 previous seasons with the Chicago Bears (2001-2012) and Kansas City Chiefs (2013-16) in a variety of roles.



Ballard navigated the organization through a challenging 2017 campaign. Through myriad injuries, the Colts witnessed the emergence of several free agents and draft selections. The team's 53-man roster for the regular season opener featured 30 new players compared to 2016's Week 1 roster. Ballard focused primarily on the defensive side of the ball in his first draft as six of the eight players selected competed on defense. In total, seven of Ballard's picks reached the active roster and combined to play in 82 games (17 starts). One of Ballard's first roster moves in Indianapolis came in early March of 2017 when he signed tight end Jack Doyle to a contract extension. Doyle went on to have a career year as he finished with 80 receptions for 690 yards and four touchdowns en route to his first career Pro Bowl. His reception total finished as the second-most in the league among tight ends and ranked as the second-most in franchise single-season history among players at his position. Ballard made one of his best roster moves eight days prior to the regular season opener when he acquired quarterback Jacoby Brissett in a trade with the New England Patriots. Brissett started 15 games and threw for 3,098 yards and 13 touchdowns. He ranked second in the league in passing touchdowns of 60-plus yards and was part of an offense that tied for the fourth-fewest giveaways in the NFL in 2017.

Following his first year at the helm, Ballard was nominated for the Pro Football Writers of America Jack Horrigan Award, which is given to the league or club official for his or her qualities and professional style in helping the pro football writers do their job. He was nominated for the award

again following the 2019 season.

Ballard came to the Colts following a four-year stint with Kansas City, most recently as the director of football operations from 2015-16. He was promoted to the position after serving two seasons (2013-14) as the Chiefs director of player personnel. Ballard oversaw the college and pro scouting departments and worked directly with then-General Manager John Dorsey on player acquisition.

From 2013-16, the Chiefs won 43 games (fourth-most in the NFL), made three playoff appearances, won one AFC West Division title (2016) and had 15 players named to the Pro Bowl, including at least four in each season. Inheriting a team that went 2-14 in 2012, Ballard assisted in an overhaul of Kansas City's roster in 2013. By the end of the season, there were a total of 30 new players on the 53-man squad that went 11-5 and reached the playoffs as a Wild Card contender after finishing second in the AFC West.

Ballard helped the Chiefs draft four Pro Bowl players, including linebacker D.J. Alexander, wide receiver Tyreek Hill, tight end Travis Kelce and cornerback Marcus Peters. The team also acquired three-time Pro Bowl (2013, 2016-17) quarterback Alex Smith in free agency in 2013.

Prior to Kansas City, Ballard began his NFL career with the Chicago Bears. In 12 seasons with the Bears personnel department, he served as the director of pro scouting (2012) and was the southwest area scout (2001-2011).

During Ballard's tenure in Chicago, the Bears reached the playoffs four times, winning four

NFC North titles (2001, 2005, 2006 and 2010) and appeared in two NFC Championship games (2006 and 2010). The Bears won the NFC Championship in 2006 and faced the Colts in Super Bowl XLI in Miami.

With the Bears, Ballard helped draft numerous Pro Bowl players, including running back Matt Forte (2008), wide receiver Johnny Knox (2009), cornerback Charles Tillman (2003), defensive tackle Tommie Harris (2004), cornerback Nathan Vasher (2004) and defensive tackle Henry Melton (2009). He also assisted in many notable acquisitions and trades, including the signings of wide receiver Brandon Marshall, guard Jermon Bushrod, tight end Martellus Bennett, linebacker D.J. Williams and linebacker James Anderson.

Before entering player personnel, Ballard spent seven seasons (1994-2000) on the coaching staff at Texas A&M-Kingsville under 2012 College Football Hall of Fame inductee Head Coach Ron Harms. In 2000, he served as defensive coordinator after stints as the secondary coach (1995-99) and wide receivers coach (1994). During his time with the Javelinas, Ballard helped mentor future NFL players Richard Jones, Karl Williams, Floyd Young and Al Harris. Additionally, Texas A&M-Kingsville produced 1996 first-round draft pick Jermane Mayberry.



Ballard played four years of collegiate football at the University of Wisconsin, part of which under former head coach and current Badgers Director of Athletics Barry Alvarez. He served as a student assistant his senior year after suffering multiple knee injuries prior to graduating with a Bachelor of Arts Degree in 1993.

Ballard is a native of Texas City, Texas. He and his wife, Kristin, reside with their five children in Westfield, Ind. The Ballard family is active in the community and have worked with several organizations, including Books for Youth, Hands of Hope, Habitat for Humanity, Make-A-Wish and Gleaners Food Bank. In addition, the family also hosts the “Huddle For Hope” community ticket block at Colts home games.

CAREER EXPERIENCE:

1994	Texas A&M-Kingsville	Wide Receivers
1995-1999	Texas A&M-Kingsville	Secondary
2000	Texas A&M-Kingsville	Defensive Coordinator
2001-2011	Chicago Bears	Southwest Area Scout
2012	Chicago Bears	Director of Pro Scouting
2013-2014	Kansas City Chiefs	Director of Player Personnel
2015-2016	Kansas City Chiefs	Director of Football Operations
2017-2019	Indianapolis Colts	General Manager



PETE WARD

Chief Operating Officer

Pete Ward enters his 39th season with the Indianapolis Colts in 2019. Ward was promoted to chief operating officer in 2010 after serving as the club's senior executive vice president since 2001. His duties and experiences have been wide-ranging and diverse and touch all areas of the organization. Ward began his affiliation with the Colts in 1981 as a summer and seasonal intern in the team's public relations department. Following his graduation from the University of Virginia in 1982, he was hired as the club's administrative assistant. Ward was promoted to director of operations shortly after the team's arrival in Indianapolis in March of 1984. He was then named vice president of administration in 1997. In addition to general administrative management,

Ward served as the point person for the team on the design and construction of Lucas Oil Stadium. In March of 2012, he was named the chairman of the Indiana University Melvin and Bren Simon Cancer Center development board. In this role, Ward leads a 42-person panel. He also serves on the boards of the Indianapolis Symphony Orchestra and the Indianapolis Zoo. Ward served as the team's liaison with the City of Indianapolis as it hosted its first ever Super Bowl (XLVI). Ward and his wife, Lena, have a daughter, Mady, and a son, Sam. Ward was born in New Orleans and was raised in Carmel, Calif.



DAN EMERSON

Chief Legal Officer

Dan Emerson has represented the Colts since March of 1984, when the club moved to Indianapolis. He enters his fourth season as the team's chief legal officer after being named to the position in 2016. Prior to that, he served four years as vice president and general counsel and nine years as general counsel. For nearly 35 years, Emerson was engaged in the private practice of law with the Indianapolis firm Bose McKinney & Evans, where he chaired the Employment Law and Sports and Entertainment Law groups, and served on the firm's Executive Committee. After graduating from Macalester College, where he played football and baseball, Emerson attended law school at Indiana University in Bloomington. He is a member of the Sports Lawyers Association,

as well as the Indianapolis, Indiana State, American, Federal, and Seventh Circuit Bar Associations, and is a past Chairman of both the Indiana State and Indianapolis Bar Associations' Labor and Employment Law Sections. Emerson is listed in Best Lawyers in America and is a Distinguished Fellow of the Indianapolis Bar Foundation. He is also active in various community and not-for-profit organizations and served as Chair of the Board of Directors of the Indiana Repertory Theatre. Born in Wichita Falls, Texas, he resides near Indianapolis with his wife, Ginny. They have two daughters, Emily (married to Brian Ferris) and Ashley (married to Kevin Gilles), and four grandchildren, Riley Gilles, Caroline Gilles, Cameron Gilles, and Reagan Ferris.



DAN LUTHER

Special Counsel

Dan Luther enters his 17th season as special counsel to the Colts. Luther, a partner in the Chicago-based firm of Mayer Brown LLP, has represented Colts Owner & CEO Jim Irsay in legal matters since 1988 and represented the Colts in the negotiations that led to the construction of Lucas Oil Stadium. Luther was selected by his peers for inclusion in the 24th Edition of The Best Lawyers in America for his work in Sports Law and Trusts and Estates. He was also named the Best Lawyers' 2018 Chicago Sports Law "Lawyer of the Year." Luther graduated magna cum laude from Georgetown University with an A.B. in government and economics in 1983 and a J.D. in 1986. He was raised in Sayreville, N.J. Luther and his wife, Cathy, have two children, Meg (29) and

Joe (26), and reside in River Forest, Ill.



KURT HUMPHREY

Chief Financial Officer

Kurt Humphrey is in his 36th season with the Colts and his fifth as chief financial officer. He spent the previous 17 years as vice president of finance following 15 seasons as the team's controller. Humphrey oversees all daily financial business operations. He worked from 1979-1982 with Ernst & Young and from 1982-84 with Baldwin & Lyons prior to joining the Colts in 1984. Humphrey holds a bachelor's degree in accounting from Ball State University and is a Certified Public Accountant and a member of the American Institute of C.P.A.s. He has served on various Noble of Indiana Boards and Committees since 1986 and has participated in many charitable and relief efforts annually in the Philippines and Vietnam since 2010. Humphrey was born on August 19, 1957 and grew up in Muncie, Ind. He has three children, Rob, Breanne and Abby, and resides in Avon, Ind.



ROGER VANDERSNICK

Chief Sales & Marketing Officer

Roger VanDerSnick enters his third year as the organization's chief sales and marketing officer. VanDerSnick, an Indiana native and graduate of Rose-Hulman Institute of Technology, comes to the Colts with more than 30 years of experience in the sales and marketing field. He was most recently with global sports marketing agency International Management Group (IMG) where he was the chief sales and marketing officer of IMG College for six years. In addition to driving significant annual sales growth, VanDerSnick developed and implemented IMG College's national sales platform, designed a regional sales management structure for 65 local universities and implemented a CRM sales management system for the 325+ person sales and marketing organization.

Prior to his time at IMG, he spent five years at International Speedway Corporation in a variety of roles. VanDerSnick's last position was executive vice president and chief operating officer. Prior to that, he also served as senior vice president of marketing and business operations and vice president and chief marketing officer. VanDerSnick was with NASCAR from 2000-06, last serving as vice president of marketing. He participated in all strategic NASCAR initiatives, sponsorship sales, marketing plans, media rights negotiations, licensing and strategic new business initiatives. VanDerSnick also played an integral part in the sponsorship transition from the NASCAR Winston Cup Series to the NASCAR Sprint Cup Series. He began his professional career at Procter & Gamble in 1985 and held a number of manufacturing roles before transitioning to the marketing function. VanDerSnick served two P&G Brand Manager roles before joining NASCAR in 2000. He earned all-conference honors as a college football player at Rose-Hulman in addition to participating in the Tau Beta Pi Honorary Engineering Society and Pi Beta Kappa Honorary Mechanical Engineering Society. VanDerSnick graduated cum laude with a degree in mechanical engineering.

ANDREW LUCK
QUARTERBACK





JOINED COLTS: 2018
COACHING EXP: 14th year
COLLEGE: Maryland
HOMETOWN: Freeport, N.Y.

FRANK REICH
HEAD COACH



In his first season as head coach of the Indianapolis Colts, Frank Reich led the team to the playoffs for the first time since 2014 after finishing with a 10-6 record. After starting the season with a 1-5 mark, the Colts won nine of their last 10 games and became just the third team in NFL history to start a season 1-5 and make it to the playoffs. Additionally, Indianapolis was the second team in NFL history to start a season 1-5 and win a playoff game.

Reich became just the third head coach in team history to win a playoff game in his first season at the helm. He was named the AFC Coach of the Year for the 2018 season by the NFL 101 Awards. The Colts finished the regular season ranked in the top 10 in offensive points per game (27.1) and defensive points allowed per game (21.5). They were just one of four teams to rank in the top 10 in both categories. Additionally, the offensive line ranked first in the NFL in fewest sacks allowed as quarterback Andrew Luck threw for 4,593 yards and 39 touchdowns while tying an NFL record with touchdown passes to 13 different targets. He was named the NFL Comeback Player of the Year. Indianapolis also ranked seventh in the NFL in net offense (386.2 ypg.) and sixth in passing (278.8 ypg.).

Defensively, the Colts were just one of three teams to not allow a 100-yard rusher in the regular season. The unit forced at least one turnover in a league-high 15 regular season games. Indianapolis also ranked second in tackles for loss (91.0) and led the league with four players with 12.0 or more tackles for loss.

Three members of the Colts were selected to the Pro Bowl, including Luck, center/guard Quenton Nelson and Eric Ebron who established a career-high with 14 total touchdowns. Reich guided an 11-man draft class, who combined to play in 133 regular season games (87 starts) and 18 postseason contests (nine starts). The group was

spearheaded by Nelson and Darius Leonard who joined Pro Football Hall of Famers Dick Butkus and Gale Sayers (Chicago, 1965) as the second pair of rookie teammates to be selected First Team All-Pro since The Associated Press started selecting teams in 1940. Additionally, Leonard was named the NFL Defensive Rookie of the Year.

Reich was named the Indianapolis Colts Head Coach on February 11, 2018. He has 27 years of NFL experience as both a player (1985-1998) and a coach (2006-2018). Reich rejoined the Colts after spending six years on the team's coaching staff from 2006-2011.

Reich spent the 2016-17 seasons as offensive coordinator of the Philadelphia Eagles and was instrumental in the team's Super Bowl LII championship following the 2017 season.

From 2016-17, Reich assisted with the development of quarterback Carson Wentz, whom the team selected in the first round (second overall) of the 2016 NFL Draft.

The Eagles started the 2017 season in dominant fashion under the direction of Reich and his offense. Wentz started the first 13 games of the season, led the team to an 11-2 record and was in the running for NFL MVP after completing 265-of-440 passes for 3,296 yards with 33 touchdowns and only seven interceptions for a 101.9 passer rating. Philadelphia would face extreme adversity in a Week 14 contest vs. the Los Angeles Rams as Wentz suffered a season-ending knee injury toward the end of the third quarter.

Thrust into the spotlight for Wentz, who was leading the NFL in touchdown passes at the time of his injury, was veteran quarterback Nick Foles. Foles would start the final three contests of the regular season and guided the Eagles to a 2-1 record and a first round bye in the playoffs.

The 2018 Indianapolis Colts were just the third team in NFL history to reach the post-season after starting the year with a 1-5 record. The Colts also became the second team in league history to win a playoff game after starting 1-5.

In postseason play, Foles led Philadelphia to underdog wins over the Atlanta Falcons in the NFC Divisional round, the Minnesota Vikings in the NFC Championship and the New England Patriots in Super Bowl LII for the team's first-ever Super Bowl championship. He was named Super Bowl MVP after completing 28-of-43 passes for 373 yards with three touchdowns and one interception for a 106.1 passer rating. Foles also caught a one-yard touchdown pass late in the second quarter and became the first quarterback in NFL history to throw for and catch a touchdown in a Super Bowl.

The Eagles boasted one of the NFL's best offenses in 2017. Philadelphia ranked in the top 10 in numerous categories, including yards per game (365.8 – seventh), rushing yards per game (132.2 – third), interception rate (1.60 – sixth), first downs per game (21.1 – fourth), third down percentage (41.74 – eighth), fourth down percentage (65.38 – third), red zone percentage (65.45 – first), goal to go percentage (83.33 – third), average time of possession (32:41 – first) and points per game (28.6 – third).

In 2016, Reich helped then rookie Wentz make the transition from FCS-level North Dakota State to the pros. Wentz started all 16 games and completed 379-of-607 passes for 3,782 yards with 16 touchdowns and 14 interceptions for a 79.3 passer rating. He set a franchise and NFL rookie record for completions. Wentz also established Eagles rookie records in pass attempts, passing yards, completion percentage (62.4 percent), passing touchdowns and passer rating. He attempted 134 consecutive passes without an interception, marking the third-longest streak to begin a career in NFL history. Wentz registered the fourth-most passing yards in Eagles single-season history and NFL rookie history.

Prior to Philadelphia, Reich spent three seasons (2013-15) with the San Diego Chargers, serving the last two seasons as offensive coordinator. Reich worked closely with quarterback Philip Rivers in San Diego. Under the direction of Reich, Rivers hit the 4,000-yard passing plateau in three-straight seasons for a total of 13,556 yards, marking the third-most passing yards by an NFL quarterback during that span. Also during that span, Rivers threw 92 touchdowns, the fourth-highest total in the NFL, while compiling the third-most completions in the league (1,194) and recording the second-highest completion percentage (67.3).

During Reich's two seasons as San Diego's offensive coordinator, the Chargers ranked third in completions (822), fourth in completion percent-



age (66.2) and fifth in the NFL in net passing yards (8,869).

In 2015, Rivers led the league with a career-high and franchise-record 437 completions, while finishing second in the NFL with a career-high 4,792 passing yards. Reich's impact was immediately evident in his first season as the team's offensive coordinator in 2014, as Rivers became the first quarterback since 1960 to record a quarterback rating of at least 120.0 in five-consecutive games, all of which were Chargers wins.

Reich served as quarterbacks coach with the Chargers in 2013. In Rivers' first year working with Reich, he led the NFL with a career-high 69.5 completion percentage, while he also matched his career-high 105.5 quarterback rating, which ranked fourth in the league that season. Rivers completed 378-of-544 passes for 4,478 yards with 32 touchdowns and 11 interceptions for a 105.5 passer rating. Some of his 2013 totals still rank among the best of his career, including pass completions (third), passing yards (fifth) and touchdown passes (tied for third).

Before his tenure in San Diego, Reich coached wide receivers for the Arizona Cardinals in 2012, where he worked with wide receiver Larry Fitzgerald. Fitzgerald caught 71 passes for 798 yards and four touchdowns en route to his seventh career Pro Bowl selection.

Frank Reich became the third head coach in Colts history to win a playoff game in his first season at the helm joining Don McCafferty (12/26/70 vs. Cincinnati) and Jim Caldwell (1/16/10 vs. Baltimore).

Reich spent the first six seasons (2006-2011) of his coaching career with the Colts as wide receivers coach (2011), quarterbacks coach (2009-2010), offensive assistant (2008) and coaching intern (2006-07). In Indianapolis, he was a member of teams that earned five playoff appearances, four AFC South Division titles, two AFC Championships, two Super Bowl appearances and one Super Bowl title.

In 2011, Reich led a wide receivers group that worked without future Hall of Fame quarterback Peyton Manning, who missed the entire season due to injury. Despite playing with three different starting quarterbacks, Reich's two top wideouts, Pro Bowler Reggie Wayne and Pierre Garcon, were just one of two wide receiver duos in the NFL to each record 70-plus receptions and 900-plus receiving yards. Wayne caught 75 passes for 960 yards and four touchdowns while Garcon compiled 70 receptions for 947 yards and six touchdowns.

From 2009-2010, Reich was the position coach for Manning. Under Reich's guidance, he completed 843-of-1,250 passes for 9,200 yards with 66 touchdowns and 33 interceptions for a 95.6 passer rating. Manning was named to Pro Bowls in both seasons. In 2009, Reich's first season as quarterbacks coach, Manning was named NFL MVP after completing 393-of-571 passes for 4,500 yards with 33 touchdowns and 16 interceptions for a 99.9 passer rating. His 68.8 completion percentage was the best of his 18-year NFL career.

Reich began his NFL coaching career in 2006 as a coaching intern with the Colts. After two seasons in that role, he was promoted to offensive assistant in 2008.



Reich enjoyed a 14-year playing career with the Buffalo Bills, Carolina Panthers, New York Jets and Detroit Lions after being selected by the Bills in the third round (57th overall) of the 1985 NFL Draft. Including postseason play, he played in 129 career games (22 starts) and completed 575-of-1,036 passes for 6,858 yards and 47 touchdowns.

He spent the first 10 years of his NFL career with the Bills, where he served as a backup to Hall of Fame quarterback Jim Kelly. During his time in Buffalo, Reich was a part of Bills teams that went to four-straight Super Bowls from 1990-1993, appeared in five AFC Championships and captured five division titles.

While Reich was rarely pressed into action during his nine years backing up Kelly, the former signal caller was called upon in the 1992 playoffs after Kelly sprained his right knee in the regular season finale and was forced to sit out the first two rounds. Despite having only attempted one pass in a postseason game prior to the 1992 season, Reich made his first postseason start in the 1992 Wild Card round and engineered the greatest comeback in NFL history. With the Bills trailing the Houston Oilers by 32 points early in the third quarter, Reich orchestrated five second half touchdown drives, four of which were capped by touchdown passes, and led a game-winning field goal drive in overtime to defeat Houston 41-38. Reich started the next week in a Divisional Round win at Pittsburgh, and the Bills went on to make an appearance in Super Bowl XXVII.

A native of Freeport, N.Y., Reich attended Cedar Crest High School in Lebanon, Pa. He played collegiately at the University of Maryland from 1981-84 where he backed up Boomer Esiason before earning the starting job as a senior in 1984. As a senior, Reich rallied the Terrapins from a 31-0 deficit to defeat the Miami Hurricanes, 42-40. At the time, Maryland's victory over Miami marked the greatest comeback win in college football history and is now only second to Michigan State's 2006 35-point comeback over Northwestern.

Reich graduated from Maryland in 1984 with a business degree and earned Academic All-ACC honors as a senior.

After his 14-year career in the NFL, Reich retired in 1998 and made the decision to spend time with his family and join Reformed Theological Seminary in Charlotte, N.C. He graduated and led RTS for three years and then pastored a local church prior to his coaching career.



COACHING CAREER

2006-2007	Indianapolis Colts	Coaching Intern
2008	Indianapolis Colts	Offensive Assistant
2009-2010	Indianapolis Colts	Quarterbacks
2011	Indianapolis Colts	Wide Receivers
2012	Arizona Cardinals	Wide Receivers
2013	San Diego Chargers	Quarterbacks
2014-2015	San Diego Chargers	Offensive Coordinator
2016-2017	Philadelphia Eagles	Offensive Coordinator
2018-2019	Indianapolis Colts	Head Coach

NFL 101 AFC COACH OF THE YEAR

Frank Reich was named the AFC Coach of the Year by the NFL 101 Awards for the 2018 season. He was honored at the 49th annual awards dinner on March 9, 2019, in Kansas City. The honor marked the fifth time a Colts coach won the award as Reich joined Ron Meyer (1987), Jim Mora (1999), Tony Dungy (2005) and Chuck Pagano/Bruce Arians (2012).

The nation's longest-running salute to professional football, the 101 Awards annually honor the outstanding achievements in the NFL based on votes by a selection committee comprised of 101 members of the national media. Founded in 1969, the 101 Awards has recognized many of the greatest players and coaches ever to take the field throughout NFL history.



THE GREATEST COMEBACK IN NFL HISTORY

As a quarterback with the Buffalo Bills, Frank Reich manufactured the greatest comeback in NFL history when he rallied the Bills from 32 points down to defeat the Houston Oilers in an AFC first round playoff game on January 3, 1993. Trailing 35-3 with 13:19 remaining in the third quarter, Reich led Buffalo to five consecutive touchdowns to take a 38-35 lead. Houston converted a 26-yard field goal with 12 seconds remaining to bring the game into overtime. After Buffalo intercepted Houston quarterback Warren Moon, Reich and the Bills set up Steve Christie for his 32-yard game-winning field goal. Reich completed 21-of-34 passes for 289 yards, four touchdowns and one interception and finished with a 123.2 passer rating in the second half.



FROM SEMINARY TO SUPER BOWL

After a 14-year career in the NFL, Frank Reich retired in 1998 and made the decision to spend time with his family and join the Reformed Theological Seminary in Charlotte, N.C., eventually becoming a pastor. Reich always believed he wanted to be an NFL head coach and reflects on a conversation with Bill Polian following his 1985 rookie season in which Polian said, "Frank, I want you to play as many years as you can. Then when you're finished playing, I want you to come coach with me because you're going to be a head coach in the NFL one day." Reich's father was a football coach, his mom was a coach and his brother, Joe Reich, is the head coach of the Wingate football program. Joining his family in the coaching ranks, Frank started his career as an intern with the Colts in 2006. He took his first full-time position in 2008 as the team's offensive assistant and eventually evolved into Indianapolis' quarterbacks coach (2009-2010) and wide receivers coach (2011). Reich spent a year (2012) in Arizona before joining the San Diego Chargers from 2013-15, the last two years spent as the team's offensive coordinator. He was hired by the Philadelphia Eagles as the offensive coordinator in 2016 and in just his second season at the helm, assisted the Eagles to their first Super Bowl championship in franchise history.

FRANK REICH JR. DAY

Frank Reich was honored by Lebanon County (Pa.) Commissioners proclaiming Sunday, February 18, 2018, as "Frank Reich Jr. Day" in the County of Lebanon. Although Reich was born in Freeport, N.Y., he graduated from Cedar Crest High School in Lebanon. The proclamation was in honor of his collegiate and professional playing career and his coaching career, which includes a Super Bowl championship with Philadelphia in 2017 and being named head coach of the Colts.

GETTING TO KNOW FRANK REICH

First concert: Al Jarreau, 1983

Biggest mentor: My Dad

Best football memory:

Obviously the comeback game playing for the Bills. It was a very special moment to share with your teammates and an entire city. Recently, winning a world championship. In this business, that's the ultimate prize and that will always be a cherished memory.

What did you want to be growing up:

I always wanted to be a football player and a coach. I grew up in a sports family. My mom and dad were high school teachers and coaches and my brother is a coach. That's just the way we roll in the Reich family.

What are your goals: The goals are all about the team. Energy in this new transition. To get a chance to know players, reach out in the community and build relationships with a clear vision of where we are going to go.

What impresses you: Integrity

Are you superstitious: No. If I ever was, every superstition has been broken over time.

Favorite book: The Bible

Mornings or nights: Mornings

Phone calls or texts: Phone calls

Batman or Superman: Superman

Guilty pleasure: Chocolate

What is most important to you: Family

COLTS COACHING HISTORY

REGULAR SEASON AND POSTSEASON

HEAD COACH	YEARS	RECORD	ASSISTANTS
Cecil Isbell	1947-49	9-22-1	N. Campofreda; D. Edmunds; A. Hewlitt; J. Hunt; J. Taylor (1947); T. Stidman (1947-48); L. Defilippo (1948); B. Conkright; W. Driskill; M. Michalske; C. O'Rourke (1949)
*1 Walter Driskill	1949	1-7	
Clem Crowe	1950	1-11	J. Hunt; W. Millner; R. Pirro
Keith Molesworth	1953	3-9	O. Douglas; R. Richards; N. Wasylik
Weeb Ewbank	1954-62	61-52-1	R. Murphy; J. Thomas (1954); F. Cumiskey; C. Winner (1954-62); T. Hughes (1955); F. Lauterbur (1955-56); H. Ball (1956-62); J. Bridgers; B. Shaw (1957-58); D. McCafferty; J. Sandusky (1959-62)
Don Shula	1963-69	73-26-4	G. Marchetti; J. Mutscheller; B. Pellington (1963); C. Winner (1963-65); D. McCafferty; J. Sandusky (1963-69); B. Arnsparger; D. Bielski (1964-69); C. Noll (1966-68); B. Boyd (1969)
Don McCafferty	1970-72	26-11-1	L. Rymkus (1970); D. Bielski; B. Boyd; H. Bullough; J. Idzik;
*2 John Sandusky	1972	4-5	J. Sandusky (1970-72); B. (Red) Miller (1971-72)
Howard Schnellenberger	1973-74	4-13	R. Callahan; B. Franklin; D. Voris (1973); P. McCulley; G. Sefcik; G. Young (1973-74); D. Doll; F. Lauterbur;
*3 Joe Thomas	1974	2-9	J. Smith (1974)
Ted Marchibroda	1975-79	41-36	P. McCulley; J. Smith (1975-76); F. Lauterbur (1975-77); W. Dovell (1975-78); M. Baughan; G. Boutselis (1975-79); D. Bielski; E. Khayat (1977-79); R. Hawkins (1978); J. Symank; E. Zwahlen (1979)
Mike McCormack	1980-81	9-23	D. Bielski; G. Boutselis; J. Idzik; E. Khayat; J. Symank; J. Vitt; C. Weber; R. Wietecha (1980-81); B. Boyd; C. Powers (1981)
Frank Kush	1982-84	11-28-1	B. Carson (1982); B. Valsente (1982-83); Z. Bratkowski; G. Cunningham; H. Hunter; R. Mann; R. Theder; R. Venturi; M. Westhoff (1982-84); G. Catavolos (1984)
*4 Hal Hunter	1984	0-1	
Rod Dowhower	1985-86	5-24	S. Sidwell (1985); J. Becker; G. Catavolos; G. Hill; T. Lovat; B. Matthews; C. Myers; K. Rowen; R. Venturi; T. Zupancic;
*5 Ron Meyer	1986	3-0	J. Marshall (1986)
Ron Meyer	1987-91	33-36	J. Becker; G. Hill; T. Lovat; J. Marshall; C. Myers; K. Rowen (1987-88); L. Burtnett; G. Catavolos; R. Venturi; T. Zupancic; G. Briner (1989); L. Kennan; D. Scarnecchia (1989-90); M. Jackson; B. Muir; B. Seely (1989-91); D. Ahrens; S. Croom; S. Furness (1991)
*6 Rick Venturi	1991	1-10	
Ted Marchibroda	1992-95	32-35	A. Gibbs (1992); G. Catavolos; D. Painter; F. Peay; J. Robertson; B. Seely; R. Venturi (1992-93); N. Nicolau (1992-94); R. Blackledge; G. Huey; T. Zupancic; F. Bruney (1993-95); T. Batta; G. Blache; J. Johnson; H. Kuhlmann; J. Robinson; P. Thomas; V. Tobin (1994-95); L. Infante (1995)
Lindy Infante	1996-97	12-21	F. Bruney (1996); T. Batta; G. Blache; R. Blackledge; C. Bresnahan; C. Davis; B. Geis; G. Huey; J. Johnson; H. Kuhlmann; J. Robinson; P. Thomas; T. Zupancic; J. Robertson (1997)
Jim Mora	1998-01	32-34	G. Blache; R. Tillman; T. Zupancic (1998); B. Arians (1998-00); G. Catavolos; G. Huey; T. Marciano; T. Moore; H. Mudd; M. Murphy; J. Norvell; J. Pagano; K. Spencer; J. Torine (1998-01); V. Fangio; T. Grantham (1999-01); R. Howell (2000-01); J. Hufnagel (2001)

Tony Dungy	2002-08	92-33	C. Foerster (2002-03); D. Reynolds (2002-06); J. Caldwell; C. Christensen; R. Howell; G. Huey; R. Meeks; T. Moore; H. Mudd; M. Murphy; R. Purnell; J. Teerlinck; R. Thomas; J. Torine; A. Williams (2002-07); P. Metzelaars (2004-08); L. Frazier (2005-06); R. Perry; B. Teerlinck; C. Woods (2007-08); F. Reich (2008)
Jim Caldwell	2009-11	28-24	H. Mudd (2009); G. Huey; T. Moore (2009-10); C. Christensen; L. Coyer; R. Howell; P. Metzelaars; M. Murphy; R. Perry; F. Reich; R. Rychleski; B. Teerlinck; J. Teerlinck; R. Thomas; J. Torine; A. Williams (2009-11); J.B. Cooter; R. Prince; R. Turner (2010-11); D. Fitzsimmons; D. Walker (2011)
Chuck Pagano	2012-17	56-46	R. Anderson (2012-15); B. Arians (2012); T. Berbenich (2013-17); J. Bettcher (2012); B. Boyer (2012-15); C. Christensen (2012-15); R. Chudzinski (2014-17); M. Drayton (2016-17); G. Emanuel; J. FitzGerald (2012-15); J. Gilbert; M. Gillhamer (2012-15); F. Giufre; H. Goodwin (2012); P. Hamilton (2013-15); J. Herrmann (2016-17); J. Hostler (2015-17); R. Howell; L. Hull (2016); H. Hunter (2013-15); D. Krein (2016-17); S. Lal (2017); M. Maalouf (2012); G. Manusky (2012-15); R. Marandino (2012-15); R. Mathis (2017); T. McMahon (2013-17); T. Monachino (2016-17); J. Philbin (2016-17); R. Podell (2017); J. Popovich (2017); A. Roberts (2012-15); B. Schottenheimer (2016-17); J. Singleton (2016-17); S. Terlecky (2016-17); D. Walker (2012-14); B. White; C. Williams (2012-15); G. Williams (2016-17)
*7 Bruce Arians	2012	9-3 (Wins credited to Pagano)	
Frank Reich	2018	11-7	D. Borgonzi; M. Brady; D. DeGuglielmo; M. Eberflus; J. Gannon; R. Howell; B. Johnson; R. Jones; T. Manning; R. Mathis; D. McKenney; D. Overstreet II; K. Patullo; M. Phair; R. Podell; T. Rathman; F. Ross; N. Sirianni; G. Twyner; B. Ventrone; A. Williams

*1 Succeeded Isbell for last eight games

*2 Succeeded McCafferty for last nine games

*3 Succeeded Schnellenberger for last 11 games

*4 Succeeded Kush for last game

*5 Succeeded Dowhower for last three games

*6 Succeeded Meyer for last 11 games

*7 Filled in for an ill Pagano for 12 games (Weeks 5-16)

COACHING STAFF



MATT EBERFLUS
DEFENSIVE COORDINATOR



JOINED COLTS: 2018
COACHING EXP: 28th year
COLLEGE: Toledo
HOMETOWN: Toledo, Ohio

- Enters his second season as defensive coordinator for the Colts after spending seven seasons with the Dallas Cowboys serving as the team's passing game coordinator/linebackers coach.
- In 2018, guided a Colts defense that ranked 11th in the league in total defense and eighth in the NFL in rushing defense, which is the team's best mark since 1995 (sixth).
- With the Cowboys, Dallas boasted one of the league's best rushing defenses from 2016-17, including No. 1 overall in 2016.
- Prior to Dallas, he spent two seasons as the linebackers coach for the Cleveland Browns. In 2010, his unit had four of its starters finish in the top 10 on the team in tackles.
- Preceding his NFL coaching career, he spent eight seasons (2001-08) at Missouri and spent nine years (1992-2000) at his alma mater, Toledo.
- Was a four-year letterman and a three-year starting linebacker at Toledo.



NICK SIRIANNI
OFFENSIVE COORDINATOR



JOINED COLTS: 2018
COACHING EXP: 16th year
COLLEGE: Mount Union
HOMETOWN: Jamestown, N.Y.

- Is in his second season as offensive coordinator for the Colts and has 15 years of coaching experience. Spent the 2013-17 seasons with the Chargers as wide receivers coach, quarterbacks coach and quality control-offense.
- In 2018, assisted the Colts offense in ranking fifth in the NFL in scoring (27.1 ppg.), sixth in passing (278.8 ypg.) and seventh in net offense (386.2 ypg.).
- In 2017, he assisted the Chargers with the league's No. 1 passing attack and the No. 4 overall offensive unit. Coached wide receiver Keenan Allen to a career season with 102 receptions for 1,393 yards and six TDs.
- His NFL coaching career started with the Kansas City Chiefs where he served as wide receivers coach and offensive quality control coach. In 2010, he helped quarterback Matt Cassel achieve All-Pro honors.
- Prior to the NFL, he coached at the collegiate level at Indiana University of Pennsylvania and his alma mater, Mount Union.



BUBBA VENTRONE
SPECIAL TEAMS COORDINATOR



JOINED COLTS: 2018
COACHING EXP: 5th year
COLLEGE: Villanova
HOMETOWN: Pittsburgh, Pa.

- Enters his second season with the Colts after serving as the assistant special teams coach with the New England Patriots for three seasons (2015-17). He has 14 years of NFL experience as a player and coach.
- In 2018, the Colts special teams unit ranked first in the NFL in punt return average allowed (4.4) and ninth in kickoff return average allowed (22.0).
- In 2017, New England ranked third in the NFL in kickoff return average allowed (18.9) and fourth in punt return average allowed (4.6).
- Won Super Bowl LI with the Patriots following the 2016 season.
- Prior to coaching, spent 10 years in the NFL as a player with the 49ers, Browns, Patriots and the New York Jets. Played in 97 career games and totaled 13 tackles, one forced fumble, two fumble recoveries and 57 special teams stops. Was named a Pro Bowl alternate in 2011.
- Was a three-time Atlantic 10 All-Academic Team honoree at Villanova.



KLAYTON ADAMS
ASSISTANT OFFENSIVE LINE



JOINED COLTS: 2019
COACHING EXP: 15th year
COLLEGE: Boise State
HOMETOWN: Sacramento, Calif.

- Is in his first season with the Colts as assistant offensive line coach. Has 14 years of coaching experience all at the collegiate level, including Colorado, San Jose State, Sacramento State, Western Washington and Boise State.
- From 2016-17, coached an offensive line that assisted running back Phillip Lindsay to become the first player in Colorado history to register 1,000 rushing yards in back-to-back seasons.
- In 2015, six different players rushed for at least 200 yards.
- Coached two-time John Mackey Award watch list member Ryan Otten to Honorable Mention All-America recognition at San Jose State.
- Lettered twice at center on Boise State's 2003 and 2004 WAC championship teams that had a combined 24-2 record.

COACHING STAFF



DAVE BORGONZI
LINEBACKERS



JOINED COLTS: 2018
COACHING EXP: 14th year
COLLEGE: Amherst
HOMETOWN: Everett, Mass.

- Is in his second season with the Colts as linebackers coach. Has 13 years of coaching experience, including seven seasons in the NFL with the Tampa Bay Buccaneers and Dallas Cowboys.
- In 2018, coached linebacker Darius Leonard who led the NFL in tackles (163), was named an AP First Team All-Pro and was voted the NFL Defensive Rookie of the Year.
- Helped with a 2016 Buccaneers defense that forced 29 takeaways, the third-highest mark in the league, including 17 interceptions, tied for the fourth-most in the NFL.
- Worked on the defensive side of the ball for Dallas in his first two years before moving to offense in 2013 and assisting the unit to a fifth place finish in the league in total points scored.

- Before coaching in the NFL, spent five years coaching at the collegiate level at Harvard and Syracuse.



MARCUS BRADY
QUARTERBACKS



JOINED COLTS: 2018
COACHING EXP: 11th year
COLLEGE: Cal State Northridge
HOMETOWN: San Diego, Calif.

- Enters his second season with the Colts and his first as quarterbacks coach. Joined the Colts in 2018 as the assistant quarterbacks coach after spending 16 years in the Canadian Football League as a coach and player.
- In 2018, worked with Andrew Luck who ranked fifth in the league in passing yards (4,593) and second in the NFL with 39 touchdowns. Luck was named to the Pro Bowl and was the NFL Comeback Player of the Year.
- Won three Grey Cups (2009, 2010 and 2017) during his CFL career.
- Was the offensive coordinator for the Toronto Argonauts from 2013-17. In 2017, the Argonauts won their first Grey Cup since the 2012 season.
- Began his coaching career with the Montreal Alouettes where he spent time as offensive coordinator/quarterbacks coach and receivers coach.
- Prior to coaching, played for seven years in the CFL with Montreal, Hamilton and Toronto and threw for 3,321 yards.

- Was Cal State Northridge's all-time leader in passing yards and touchdowns.



ZANE FAKES
ASSISTANT STRENGTH
AND CONDITIONING



JOINED COLTS: 2018
COACHING EXP: 2nd year
COLLEGE: Ball State
HOMETOWN: Plainfield, Ind.

- Enters his second season with the Colts and the first as the club's strength and conditioning assistant. He assists with all aspects of sports performance and the strength and conditioning program.
- Before Indianapolis, served as a strength and conditioning graduate assistant at Ball State from 2015-17.
- Played tight end for five years (2009-2013) at Ball State and totaled 130 receptions for 1,185 yards and nine touchdowns. Earned First Team All-MAC twice (2012, 2013) and Capital One First Team Academic All-America honors in 2013.
- Graduated from BSU with a degree in exercise science and a master's in sport administration. Is CSCS, USAW and FMS certified.



PARKS FRAZIER
ASSISTANT TO THE HEAD COACH



JOINED COLTS: 2018
COACHING EXP: 5th year
COLLEGE: Murray State
HOMETOWN: Corinth, Miss.

- Enters his second season with the Colts as the club's assistant to the head coach providing assistance to Frank Reich by preparing the weekly practice plan, call sheets, scripts and assisting with the scout team.
- Served two seasons (2016-17) as an offensive graduate assistant at Arkansas State and helped lead the team to an 8-5 record and a Cure Bowl win in his first season.
- Spent 2015 at Middle Tennessee State as a quality control coach and the spring of 2015 at Samford as their defensive quality control coach.
- Played three seasons (2012-14) at Murray State following one season at Northeast Mississippi Community College.

COACHING STAFF



JONATHAN GANNON
DEFENSIVE BACKS/CORNERBACKS



JOINED COLTS: 2018
COACHING EXP: 13th year
COLLEGE: Louisville
HOMETOWN: Cleveland, Ohio

- Is in his second season with the Colts after spending the 2014-17 seasons with the Vikings as assistant defensive backs/quality control coach. He has 12 years of coaching experience, including eight seasons in the NFL.
 - Guided a secondary that contributed to a team total of 15 interceptions (ninth in the NFL) and a 237.8 passing yards per game average allowed in 2018.
 - Helped Minnesota climb the defensive rankings each season (2014-17), including finishing as a top three unit in each of the last two years. In 2017, the Vikings finished with the No. 1 overall defense in the NFL.
 - Minnesota won NFC North titles in 2015 and 2017 and he coached Harrison Smith (three) and Xavier Rhodes (two) to a combined five Pro Bowls.
-
- Prior to Minnesota, he spent two seasons with the Titans, three years as a scout with the Rams and earned his start in the NFL with the Falcons in 2007. He also served as a graduate assistant at his alma mater, Louisville.



RICHARD HOWELL
HEAD STRENGTH
AND CONDITIONING



JOINED COLTS: 2000
COACHING EXP: 26th year
COLLEGE: Davidson
HOMETOWN: Bladenboro, N.C.

- Is in his second season as head strength and conditioning coach and his 20th year on the Colts strength staff having previously served as an assistant.
- Also assisted in coordinating player development programs, one of which was honored by the NFL in 2009 as the league's Outstanding Financial Education Program.
- Previously served as a graduate assistant at the University of North Carolina and was the head strength and conditioning coach for the Barcelona Dragons of NFL Europe in 1999.
- Started his coaching career as an assistant coach at his alma mater, Davidson College, from 1994-98 and spent the summer of 1997 as an intern in the Carolina Panthers scouting department.



RUSTY JONES
DIRECTOR OF SPORTS PERFORMANCE



JOINED COLTS: 2018
COACHING EXP: 32nd year
COLLEGE: Springfield College
HOMETOWN: Berwick, Maine

- Is in his second season with the Colts as director of sports performance. Has 29 years of NFL experience with the Colts (2018), Bears (2005-2012) and Bills (1985-2004).
- Was named the recipient of the 2016 NFL strength and conditioning Lifetime Achievement award.
- Was named the 2006 National Professional Strength and Conditioning Coach of the Year by the Professional Football Strength and Conditioning Coaches Society in February of 2007.
- One of the most well-respected strength, conditioning and nutrition experts in the business. His philosophy focuses on specific nutritional and workout programs for each player to maximize performance and maintain health.



DOUG MCKENNEY
ASSISTANT STRENGTH
AND CONDITIONING



JOINED COLTS: 2018
COACHING EXP: 35th year
COLLEGE: Springfield College/
Mississippi State
HOMETOWN: Dover, N.H.

- Is in his second season as assistant strength and conditioning coach with the Colts. He has over 30 years of coaching experience in the NHL with the Buffalo Sabres, Hartford Whalers and Pittsburgh Penguins.
- Was named the first full-time head strength & conditioning coach in the NHL when he joined the Penguins in 1985.
- Served as a founding coach/sports performance specialist – strength & conditioning coach at CoachMePlus. He worked with sports performance programs across professional leagues to discuss programs and offer advice.
- In July of 1995, was named the first-ever head strength & conditioning coach of the Sabres and held that position until 2015.
- Earned a master's from Mississippi State and a bachelor's from Springfield College.

COACHING STAFF



JASON MICHAEL
TIGHT ENDS



JOINED COLTS: 2019
COACHING EXP: 17th year
COLLEGE: Western Kentucky
HOMETOWN: Louisa, Ken.

- Enters his first season as the Colts tight ends coach. He has 16 years of coaching experience, including 13 seasons in the NFL.
- Served as the tight ends coach for Arizona in 2018 following four seasons with the Titans (2014-17). Assisted in the development of quarterback Marcus Mariota, whom the team selected in the 2015 NFL Draft.
- Also has NFL coaching experience with San Diego (2011-13), San Francisco (2009-2010), the New York Jets (2006-07) and Oakland (2005).
- Was the tight ends coach at the University of Tennessee (2008) and was a graduate assistant at the school from 2003-04.
- Began his college career at Army before transferring to Western Kentucky where he led the Hilltoppers to the NCAA I-AA Championship in 2002.



HOWARD MUDD
SENIOR OFFENSIVE ASSISTANT



JOINED COLTS: 2019
COACHING EXP: 41st year
COLLEGE: Hillsdale College
HOMETOWN: Midland, Mich.

- In his first season with the Colts as senior offensive assistant. He has over 40 years of NFL experience as a coach (1972-2009, 2011-12) and player (1964-71).
- Re-joins Indianapolis after serving as the team's offensive line coach for 12 seasons (1998-2009). Was a member of the Colts' Super Bowl XLI Championship team.
- After retiring from the NFL in 2012, helped coach the offensive line in the 2014 East-West Shrine Bowl in addition to conducting clinics throughout the country.
- Also served as the offensive line coach for multiple NFL teams including, the Chargers, 49ers, Seahawks, Browns, Chiefs and Eagles.



DAVID OVERSTREET II
DEFENSIVE QUALITY CONTROL



JOINED COLTS: 2018
COACHING EXP: 5th year
COLLEGE: Missouri
HOMETOWN: Dallas, Texas

- Is in his second season with the Colts as defensive quality control coach. Has four years of coaching experience at the collegiate level at Holmes (Miss.) Community College and Garden City (Kan.) Community College.
- In 2018, assisted with a Colts defense that ranked 11th in the league in total defense and eighth in the NFL in rushing defense.
- In 2017, Garden City registered an 8-4 overall record and made an appearance in the CHAMPS Heart of Texas Bowl. They ranked sixth in the NJCAA with 18 interceptions.
- In 2016, the Broncbusters registered a perfect 11-0 record and won the NJCAA Football Championship Game in the El Toro Bowl.
- Prior to coaching, he was a four-year starter at Missouri where he played both free and strong safety from 2002-2006. Earned First Team All-Big 12 recognition in 2006.



KEVIN PATULLO
WIDE RECEIVERS



JOINED COLTS: 2018
COACHING EXP: 15th year
COLLEGE: South Florida
HOMETOWN: Hillsborough, N.J.

- Enters his second season as wide receivers coach with the Colts. He has 14 years of coaching experience, including nine seasons in the NFL.
- Coached a wide receiver group that finished the 2018 season with 225 receptions for 2,763 yards and 15 touchdowns. T.Y. Hilton led the team with 76 receptions for 1,270 yards and six touchdowns.
- In 2017, he served as a senior analyst for the Texas A&M football program.
- Was the quarterbacks coach for the New York Jets and in 2015, coached quarterback Ryan Fitzpatrick who threw for 3,905 yards and 31 touchdowns as the Jets finished with a 10-6 record.
- Following one season with the Titans, spent three years with the Bills as offensive quality control coach before serving as the wide receivers coach.
- His NFL coaching debut came with the Kansas City Chiefs as the offensive

assistant/quality control coach and wide receivers coach.

- Has collegiate coaching experience with Arizona and South Florida.

COACHING STAFF



MIKE PHAIR
DEFENSIVE LINE



JOINED COLTS: 2018
COACHING EXP: 15th year
COLLEGE: Arizona State
HOMETOWN: Mesa, Ariz.

- Enters his second year as the team's defensive line coach. Has 14 years of experience, including eight in the NFL with the Colts, Buccaneers, Bears and Seahawks. Also spent six seasons as a scout in Seattle and Tampa Bay.
- In 2018, coached a defensive line that assisted Indianapolis in ranking eighth in the league in rushing defense. The Colts did not allow a 100-yard rusher in the regular season.
- Spent three years (2015-17) on the coaching staff at Illinois and in 2015 guided the most improved defense in the NCAA in total defense.
- In his first stint with the Buccaneers, served as an area scout and was on the staff during the 2002 Super Bowl XXVII championship season.
- Prior to the NFL, coached at Tiffin (Ohio) University. He started his career as a graduate assistant at his alma mater, Arizona State, working with the defensive line and coaching Terrell Suggs.

• Played at Arizona State and started at linebacker after walking on.



RYAN PODELL
SPORTS SCIENCE/CONDITIONING



JOINED COLTS: 2017
COACHING EXP: 14th year
COLLEGE: Ball State
HOMETOWN: Crawfordsville, Ind.

- Enters his third season as the team's sports science/conditioning coach.
- Prior to joining the Colts, he was a sports scientist with the Portland Trail Blazers for two seasons where he was responsible for collecting and managing all training information and data to create more efficient ways to develop players.
- Spent six seasons with the Philadelphia Flyers where he helped lead numerous health and performance initiatives.
- Began his pro career as an intern with the Colts in 2009 and worked with Notre Dame and at Cooper Speed and Strength in Tampa, Fla.
- Earned his bachelor's degree in exercise science and his master's in sports performance from Ball State, where he served as a graduate assistant.



TOM RATHMAN
RUNNING BACKS



JOINED COLTS: 2018
COACHING EXP: 23rd year
COLLEGE: Nebraska
HOMETOWN: Grand Island, Neb.

- Is in his second season as running backs coach for the Colts and has 29 years of NFL experience as a coach and player.
- In 2018, worked with a trio of running backs (Marlon Mack, Nyheim Hines and Jordan Wilkins) who combined for 2,171 yards from scrimmage.
- Coached 14 seasons with the 49ers and the rushing offense finished in the top 10 in the NFL in 10 of his 14 years, including No. 1 in 1998 and 1999.
- Helped guide three different running backs (Charlie Garner, Frank Gore and Garrison Hearst) to 10 1,000-yard seasons and seven Pro Bowl selections.
- Was the running backs coach with the Raiders (2007-08) and Lions (2003-05) after his first stint with the 49ers. With Detroit, coached Kevin Jones (1,133 yards) to the team's best rookie season since Barry Sanders.

• Played in 131 career NFL games (49ers and Raiders) and totaled 544 carries for 2,020 yards and 26 touchdowns along with two Super Bowls victories.



FRANK ROSS
ASSISTANT SPECIAL TEAMS



JOINED COLTS: 2018
COACHING EXP: 4th year
COLLEGE: John Carroll
HOMETOWN: Youngstown, Ohio

- Enters his second season with the Colts after spending three seasons (2015-17) as a scout with the New England Patriots.
- In 2018, the Colts special teams unit ranked first in the NFL in punt return average allowed (4.4) and ninth in kickoff return average allowed (22.0).
- Has five years of NFL experience in player personnel with the Patriots (2011-12, 2015-17) and won Super Bowl LI with the team.
- Served two seasons on the coaching staff at his alma mater, John Carroll, and coached the Blue Streaks quarterbacks in 2013 before being promoted to special teams coordinator/running backs coach in 2014.
- Helped John Carroll finish in the top five nationally in 2014.
- Was a two-time captain and three-time All-Conference selection at wide receiver for the Blue Streaks. Holds receiving records for catches in a single game, season and career.

COACHING STAFF



CHRIS STRAUSSER
OFFENSIVE LINE



JOINED COLTS: 2019
COACHING EXP: 31st year
COLLEGE: Chico State
HOMETOWN: Cleveland, Ohio

- Enters his first season with the Colts as the team's offensive line coach. Has 30 years of coaching experience, including 28 years at the collegiate level.
- Spent the last two seasons working with Denver's offensive line and guided a unit that tied for the 10th fewest sacks allowed in the NFL (34.0) in 2018.
- Prior to Denver, coached the offensive line at the collegiate level for 19 seasons and was the associate head coach/offensive line coach at Washington from 2014-16.
- Spent 12 years at Boise State coaching in a variety of roles. He also spent a combined 16 seasons at Washington (2014-16), Colorado (2006), Portland State (1993-94, 2000), Foothill College (1997-99), San Jose State (1995-96), Sonoma State (1992), Oregon State (1990-91) and Menlo College (1989).



GUNNARD TWYNER
OFFENSIVE QUALITY CONTROL



JOINED COLTS: 2018
COACHING EXP: 16th year
COLLEGE: Western Illinois
HOMETOWN: Davenport, Iowa

- Enters his second season with the Colts as offensive quality control coach. Played in the NFL from 1996-99 and the Arena Football League from 2001-04.
- In 2018, assisted with an offense that ranked among the best in the NFL, including yards per game (386.2, seventh) and passing yards per game (278.8, sixth).
- Served as the wide receivers coach at Lafayette College in 2017. From 2013-16, was the wide receivers coach at Dodge City (Kan.) Community College. Also has collegiate coaching experience at Western Illinois.
- Previously participated in the NFL's Minority Coaching Internship program. In the summer of 2013, worked with the Buccaneers and in the summer of 2009, worked with the Colts under then quarterbacks coach Frank Reich.
- His coaching career started at the high school level from 2002-07 and he was the head coach at JFK (Md.) from 2006-07.
- Played in the NFL with the Saints (1997-1999) and the Bengals (1996).



ALAN WILLIAMS
DEFENSIVE BACKS/SAFETIES



JOINED COLTS: 2018
COACHING EXP: 28th year
COLLEGE: William & Mary
HOMETOWN: Norfolk, Va.

- Enters his second season as the defensive backs/safeties coach after spending four seasons (2014-17) as the defensive backs/safeties coach with the Lions. He has 27 years of coaching experience, including 18 seasons in the NFL.
- Guided a secondary that contributed to a team total of 15 interceptions (ninth in the NFL) and a 237.8 passing yards per game average allowed in 2018.
- In 2017, the Lions posted the fourth most interceptions in the NFL (19) while tying for the league lead in interceptions returned for touchdown (three).
- As the defensive coordinator with the Vikings from 2012-13, Minnesota was tied for seventh in sacks (85.0) and ninth in tackles for loss (91.0).
- Spent a decade coaching the Colts secondary (2002-2011) and was part of a franchise that earned nine-consecutive playoff berths, culminating in a Super Bowl XLI championship.
- Began his NFL coaching career with Tampa Bay under Tony Dungy in 2001.

T.Y. HILTON
WIDE RECEIVER



FOOTBALL OPERATIONS



ED DODDS
ASSISTANT GENERAL MANAGER



JOINED COLTS: 2017
NFL EXP: 17th year

- Enters his 17th year in the NFL, his third season with the Colts and his second as assistant general manager. Prior to Indianapolis, he spent 10 seasons (2007-2016) with the Seattle Seahawks.
- In 2019, Dodds assisted with the signing of free agents Justin Houston and Devin Funchess in addition to a 10-man draft class that featured three second round picks in Rock Ya-Sin, Ben Banogu and Parris Campbell.
- In 2018, assisted with a draft class which included First Team All-Pros, Quenton Nelson (sixth overall) and Darius Leonard (36th overall).
- Served as Seattle's senior personnel executive and was responsible for evaluating both college and pro talent.
- With Seattle, was part of six winning seasons, five NFC West titles and 10 playoff wins in addition to two Super Bowl appearances (one win).
- Also spent time with the Raiders and his alma mater, Texas A&M-Kingsville.



MIKE BLUEM
DIRECTOR OF FOOTBALL ADMINISTRATION



JOINED COLTS: 2012
NFL EXP: 25th year

- Enters his eighth season with the Colts as the team's director of football administration and his 25th year in the NFL.
- Primary responsibilities include negotiating player contracts, managing the salary cap and player budgets, keeping the club in compliance with the Collective Bargaining Agreement and NFL player personnel rules.
- Spent 17 seasons with the Broncos beginning in 1995 as a college scouting assistant. Served in that capacity during Denver's back-to-back championships in Super Bowl XXXII and Super Bowl XXXIII.
- Served as a member of the NFL Management Council Club Services Committee from 2004-2014 and was invited to the 2014 NFL Career Development Symposium.



MOROCCO BROWN
DIRECTOR OF COLLEGE SCOUTING



JOINED COLTS: 2017
NFL EXP: 19th year

- Is in his third year with the Colts as the team's director of college scouting. Has 18 years of NFL experience.
- Served as the vice president of player personnel for the Browns (2014-15) following his role as director of player personnel for the Redskins (2008-2013) and director of pro personnel for the Bears (2001-07).
- Was an assistant scout for the Redskins in 2000 and originally entered the NFL in the spring of 2000 as a scouting intern with the Colts.
- Was a four-year letterman at North Carolina State and led the Wolfpack in tackles for three straight seasons, twice earning All-ACC honorable mention recognition.
- A native of Hampton, Va. and graduated from N.C. State in 1999.



KEVIN ROGERS
DIRECTOR OF PRO PERSONNEL



JOINED COLTS: 2001
NFL EXP: 19th year

- Enters his 19th season with the Colts and his sixth as director of pro personnel. Was promoted to the position after serving as the associate director of pro personnel from 2010-13.
- Initially joined the Colts as an operations intern during the team's 2001 training camp. Was a scouting assistant from 2001-05 and a pro scout from 2006-09. Was part of two Super Bowl teams as a pro scout, including the Colts' Super Bowl XLI championship.
- Graduated from Villanova University in 2001 with a bachelor's degree in finance and was a quarterback on the Wildcats football team.
- His father, Kevin Rogers Sr., has nearly 30 years of coaching experience at both the college and pro level and coached Brett Favre.



TODD VASVARI
SENIOR PLAYER PERSONNEL SCOUT



JOINED COLTS: 1998
NFL EXP: 25th year

- Enters his 22nd season with the Colts and his fourth as the club's senior player personnel scout. In four previous seasons (2012-15), he served as the team's assistant director of college scouting.
- Served as Indianapolis' eastern regional scout from 2006-2011 following a stint as an area scout. Also worked as an area scout with the Carolina Panthers (1995-97) prior to joining the Colts.
- Worked three training camps (1989-1991) as an equipment assistant with Buffalo and then worked as a substitute teacher and assistant football coach at his alma mater, Phillipsburg (N.J.) High School, from 1992-94.
- Played tight end and earned a bachelor's degree in economics from Bloomsburg University in 1991.

FOOTBALL OPERATIONS



BRIAN DECKER
DIRECTOR OF PLAYER DEVELOPMENT



JOINED COLTS: 2017
NFL EXP: 5th year

- Enters his third season with the Colts and his second as the team's director of player development after getting his start in the NFL with the Browns.
- Has consulted in all major professional sports on the selection and development of athletes.
- A military veteran who retired after 22 years of service and achieved the rank of Lieutenant Colonel in the Special Forces. His last assignment was commander of special forces assessment and selection.
- Oversaw the development and execution of the talent acquisition strategy to select future Green Berets.
- Graduated from Eastern Kentucky and then earned his master's degree in Defense Analysis from the Naval Postgraduate School.



JONATHAN SHAW
ASSISTANT DIRECTOR OF PRO SCOUTING



JOINED COLTS: 2006
NFL EXP: 14th year

- Is in his 14th season with the Colts and his second as assistant director of pro scouting where he analyzes talent from other NFL rosters and practice squads as well as scouting future opponents.
- Spent six seasons (2011-17) as the Colts' pro scout/special projects following six years (2006-2011) as the team's scouting assistant.
- In 2006, earned his start with the team as the football operations intern. In 2011, he also served as a defensive assistant along with his scouting responsibilities.
- Was a four-year starter at defensive back for St. Lawrence University, lettered in lacrosse and graduated with a major in biology and a minor in sport studies.



JOEY ELLIOTT
PRO SCOUT



JOINED COLTS: 2017
NFL EXP: 4th year

- Enters his fourth season with the Colts as a pro scout and works daily with the pro personnel department to manage the current roster, weekly work-outs and advance scout opponents. In addition to his pro responsibilities, he scouts and fosters relationships with the Canadian Football League.
- Spent the previous six seasons in the CFL as a scout (2015) and player (2010-14). In 2015, served as the eastern scout for the Ottawa RedBlacks and covered the Big Ten, MAC and SEC conferences.
- Played five seasons as a quarterback with the RedBlacks (2014), BC Lions (2013) and Winnipeg Blue Bombers (2010-12). Also spent time with the Philadelphia Eagles during the 2010 offseason.
- Played collegiately at Purdue (2005-09) and was a team co-captain in 2009.



MATT TERPENING
ASSISTANT DIRECTOR OF COLLEGE SCOUTING



JOINED COLTS: 1998
NFL EXP: 22nd year

- Is in his 22nd season in the Colts scouting department and his fourth as the team's assistant director of college scouting.
- Spent three years (2013-15) as a national scout prior to 13 seasons with the team as an area scout.
- Graduated from Xavier University in 1998 with a bachelor's degree in sports management and was a member of the Xavier basketball team that reached the NCAA tournament in 1997 and 1998. The Musketeers also captured the Atlantic-10 Conference Tournament championship in 1998.
- Was a ball boy for the Colts in high school and served as a summer intern in the Colts public relations office in 1997. His father, Bob, is a former Colts executive vice president.



MIKE DERICE
AREA SCOUT



JOINED COLTS: 2012
NFL EXP: 8th year

- Enters his eighth season with the Colts and his seventh as an area scout with a focus on the Northeast region.
- He began his tenure in Indianapolis as a scouting assistant in 2012.
- Prior to joining the Colts, served as the director of football operations (2009-2012) and special assistant to the athletics director (2008-09) at his alma mater, Stony Brook University.
- Competed as a cornerback with the Seawolves prior to graduating with a bachelor's degree in health care management.
- A native of Brooklyn, N.Y.

FOOTBALL OPERATIONS



CHAD HENRY
AREA SCOUT



JOINED COLTS: 2016
NFL EXP: 23rd year

- Enters his fourth season with the Colts as an area scout after spending 19 previous years in various college scouting roles with the Detroit Lions.
- Although side effects from a bout with cancer during high school ended his promising playing career prematurely, he continued in football as a student assistant at Penn State from 1991-93.
- Was an undergraduate assistant coach at Indiana University of Pennsylvania upon transferring there in the spring of 1994.
- In May of 1996, received his bachelor's degree from IUP in English and completed his master's work in labor and industrial relations from the same school in May 1998.
- Is active with the charitable organization Homeboys Foundation.



TYLER HUGHES
AREA SCOUT



JOINED COLTS: 2015
NFL EXP: 5th year

- Enters his fifth season with the Colts and his first as an area scout.
- Previously served as the team's NFS Scout from 2017-18.
- From 2015-16, he spent two years as a personnel assistant for the team.
- Graduated from SUNY Cortland with a degree in sport management. He was a member of the Red Dragons football team for three years playing quarterback.



BYRON LUSBY
AREA SCOUT



JOINED COLTS: 1997
NFL EXP: 23rd year

- Is in his 23rd season with the Colts scouting department and his 22nd as an area scout with a focus on the Southwest region.
- Joined the club's scouting department in 1997.
- Graduated from the University of Oklahoma in 1995 with a bachelor's degree in communication sciences and disorders.
- A native of Lawton, Okla. and resides in Frisco, Texas.



CHRIS MCGAHA
AREA SCOUT



JOINED COLTS: 2010
NFL EXP: 10th year

- Enters his 10th year with the Colts and his third as an area scout with a focus on the West Coast.
- From 2015-16, served as the team's National Football Scouting representative at the annual NFL Scouting Combine.
- Spent two seasons (2013-14) as a personnel assistant following one year (2012) as assistant to the general counsel and director of football administration.
- Began his career as a marketing intern with the organization from 2010-11.
- Graduated from Indiana University with a bachelor's degree in sport marketing and management. Also graduated from law school at Indiana University in Indianapolis.



JAMIE MOORE
AREA SCOUT



JOINED COLTS: 2006
NFL EXP: 14th year

- Is in his 14th season in the Colts scouting department and his 11th as an area scout with a focus on the Southeast region.
- Served as a Colts scouting assistant from 2006-08.
- Previously spent time as a recruiting assistant at Ball State University from 2004-05.
- Was a football operations/player personnel intern with the Buffalo Bills in the summer of 2005.
- Was a defensive back at Tiffin University where he graduated with a bachelor's degree in sport management.

FOOTBALL OPERATIONS



ANTHONY COUGHLAN
COLLEGE SCOUTING COORDINATOR



JOINED COLTS: 2017
NFL EXP: 3rd year

- Is in his third season with the Colts and his second as the team's college scouting coordinator. He joined Indianapolis as a player personnel assistant in 2017.
- Prior to his role with the Colts, he worked as a recruiting assistant at Ohio State for the 2016 season.
- In 2015, served as a public relations intern for the Kansas City Chiefs after graduating from Ohio State with a degree in strategic communication.
- As an undergraduate student, worked as a student manager for the football program for one season and as a cornerbacks and special teams intern for two seasons.



MIKE LACY
NFS SCOUT



JOINED COLTS: 2016
NFL EXP: 4th year

- Is in his fourth season with the Colts and his first as NFS Scout. Also served as a player personnel scout (2018), a scouting assistant (2016-17) and a summer operations intern (2015).
- Serves as the team's National Football Scouting representative at the annual NFL Scouting Combine and focuses on timing, testing and grading players within the states of Indiana, Ohio and Michigan.
- Prior to the Colts, spent one season serving as the quarterbacks and wide receivers coach at Greece Arcadia High School in Rochester, N.Y.
- Spent time working as a player personnel assistant for the Arena Football League's Philadelphia Soul while finishing his sport management degree from SUNY Cortland in the spring of 2015.



BOYD JACKSON
PRO PERSONNEL ASSISTANT



JOINED COLTS: 2017
NFL EXP: 3rd year

- Enters his third season with the Colts as the team's pro personnel assistant.
- Prior to his current role, he worked in the NFL licensing and distribution business for All-Sport, an apparel company located in Zionsville, Ind.
- Graduated with a degree in general studies from Indiana University in 2009.
- A native of Angola, Ind.



ZERICK ROLLINS
SCOUTING ASSISTANT



JOINED COLTS: 2018
NFL EXP: 2nd year

- Enters his second season with the Colts as a scouting assistant.
- Previously served at the University of Louisiana at Lafayette working with the wide receivers and as an offensive graduate assistant.
- Played three years of college football at Alcorn State.
- A native of Houston.



JEFF BROWN
DIRECTOR OF OPERATIONS



JOINED COLTS: 1999
NFL EXP: 21st year

- Enters his 21st season with the Colts and his fifth as director of operations.
- Manages team logistics and serves as a player/coach liaison.
- From 2012-14, he served as the team's manager of operations. Prior to that position, he was the team's football operations assistant, as well as an equipment and public relations intern.
- Is a graduate of Butler University with a degree in public relations and advertising.

FOOTBALL OPERATIONS



DAVID THORNTON
DIRECTOR OF PLAYER ENGAGEMENT



JOINED COLTS: 2012
NFL EXP: 17th year

- Is in his eighth season with the Indianapolis Colts as the club's director of player engagement.
- Responsible for the personal and professional growth of each player during and beyond their NFL experience. He tailors specific programs involving professional development, career exposure, financial education and higher learning for members of the Colts.
- Serves as the liaison between the team, club personnel and external resources. He provides evaluations for prospective college and professional players as well as assisting with game day operations.
- Spent nine years in the NFL with the Colts and Titans. Was Indianapolis' Walter Payton Man of the Year on two occasions.



GEORGE LI
SENIOR FOOTBALL STRATEGY ANALYST/
GAME MANAGEMENT



JOINED COLTS: 2018
NFL EXP: 9th year

- Enters his second season with the Colts in the club's senior football strategy analyst/game management position.
- Provides analytical research to the player personnel department, advises the head coach on game management situations and serves as a rule expert on rule changes, penalty trends and replay reviews.
- Worked for the Oakland Raiders in various roles for seven years (2011-17) most recently working as the team's director of coaching analytics.
- Spent time as the lead researcher at NFL Network and as a researcher at ESPN.
- Graduated from UC Riverside with a degree in business administration in 2003.



JOHN PARK
MANAGER OF FOOTBALL
RESEARCH & STRATEGY



JOINED COLTS: 2016
NFL EXP: 4th year

- Enters his fourth season with the Colts leading the team's football research and strategic initiatives.
- Responsible for identifying, developing and deploying resources to support and inform all of football operations.
- Formerly worked in the NFL Player Engagement department and for the Rutgers Football Team in both Player Development and Recruiting roles.
- Previously served as a consultant for Alvarez & Marsal and PricewaterhouseCoopers. Was a member of the American Academy of Actuaries (MAAA) and an Associate of the Society of Actuaries (ASA).
- Earned his bachelor's degree in cultural anthropology from Duke University and his master's degree in Actuarial Science from Columbia University.

MITCH CHESTER
FOOTBALL OPERATIONS ASSISTANT



JOINED COLTS: 2018
NFL EXP: 2nd year

DEBBIE FINN
ASSISTANT TO THE GENERAL MANAGER



JOINED COLTS: 1994
COLTS EXP: 25th year

ANTHONY CASTONZO
OFFENSIVE TACKLE



COLTS STAFF



Sherard Allen
Graphic Designer



Thurman Alvey, DO
Physician




Chris Anderson
Facilities Manager



Joe Atkins
Building/Grounds
Assistant



Erin Balderson
Graphic Designer



Erin Barill
Director of Sports
Medicine



Abigail Beatson
Membership
Services Manager



Brad Beery
Corporate
Partnership
Manager




Blue
Team Mascot



Eric Boling
Building/Grounds
Assistant



Kara Boonstra
Project Manager



Matthew Boothby
Lead Developer/
Data Architect



Matt Bowen
Creative Director
of Photographic
Services



Jett Branham
Partnership
Marketing Manager




Chris Buckley
Senior Broadcast
Engineer



Brian Buening
Assistant Athletic
Trainer



Steve Campbell
Vice President of
Communications



Blake Carnall
Account Executive



Lindsay Catavolos
Director of
Partnership
Marketing



Cathy Catellier
Executive Assistant
to the Owner




Darrell Chandler
Groups and
Maintenance



Kevin Conners
Senior Content
Creation Specialist



Matt Conti
Director of Football
Communications



Caroline Cooke
Mascot Coordinator



Stewart Cramer
Video Director



Janelle Davenport
Partnership
Marketing Manager



Amy Davis
Group Sales
Account Manager



Kyle Davis
Assistant Athletic
Trainer



Amber Derraw
Director of Football
and Digital Content
Strategy



Matt DeWall
Assistant Video
Director

COLTS STAFF



Matthew Dominick
Senior Director
of Content and
Production



Chelsea Durham
Events Manager



Christian Edwards
Assistant Director of
Communications



Ryan Fannin
Director of Football
Information Systems



Mark Feeser
Executive Assistant



Kayla Finn
Club Seating
Services Manager



Joe Fonderoli
Senior Director
of Events &
Operations



Becca Ginn
Sales Event
Coordinator



Hannah Glaser
Manager of Group
Sales



Justin Glass
Manager of
Consumer Sales



Troy Glendening
Director of Facilities
and Grounds



John Goeken
Security



Kerry Gordon
Assistant Athletic
Trainer



Kirsten Gregurich
Nutritionist



Jennifer Hall
Administrative
Assistant to the
Chief Legal Officer



Larry Hall
Vice President of
Special Projects and
Historical Affairs



Dave Hammer
Head Athletic
Trainer



Lindsey Hammond
Director of Finance



Conner Handel
Content Creation
Specialist



Cal Handelman
Manager of
Financial Analysis
and Club Strategy



Edward Hayes
Pavilion
Coordinator



Brian Healey
Corporate
Partnership
Manager



Kreigha Henney
Membership
Services Manager



Jody Henton
Suite Services
Manager



Tim Herrmann
Video Assistant



Ashley Hoffman
Director of
Membership
Services



Brent Hollerud
Social Media
Manager



Tyler Holloway
Building/Grounds
Assistant



Terry Horner, MD
Neurosurgeon



Pamela Humphrey
Communications
Coordinator

COLTS STAFF



Greg Hylton
Vice President of
Premium Seating
and Ticket Sales



Necee Jennings
Account Executive



Stacy Johns
Vice President of
Finance and Human
Resources



Katy Johnson
Membership
Services Manager



**Tom
Klootwyk, MD**
Orthopedic Surgeon



**Dave
Knickerbocker**
Vice President
of Content and
Production



Steve Korey
Director of Premium
Seating



David Liptak
Executive Assistant



Ryan Lobsiger
Vice President of
Corporate
Partnerships



Rob Louthain
Corporate
Partnership
Manager



Zachary Luka
Business
Intelligence Analyst



Andy Matis
Youth Football
Manager



Jim Matis
Corporate
Partnership
Manager



Mike Mays
Assistant
Equipment Manager



Marcus McCray
Team Chiropractor



Joe McCurdy
Network
Administrator



Tina McKnight
Accounting/Payroll
Assistant



Doug Melton
Office Assistant



Nick Merlina
Coordinator of
Digital
Communications



Nicole Minor
Hospitality and
Pavilion Manager



**Gary
Misamore, MD**
Orthopedic Surgeon



Trey Mock
Mascot Program
Manager



Alyssa Monka
Receptionist



John Moore
Director of Security



Traci Morgan
Assistant to the
Chief Operating
Officer



Cory Nash
Security Consultant



Ryan Nix
Social Media
Specialist



Megan Oldham
Membership
Services Manager



Joe Ondrejko
Senior Vice
President of Ticket
Sales and Service



Larra Overton
Producer/On-Air
Talent

COLTS STAFF



Bob Parenteau
Director of Ticket
Operations



**Stephanie
Pemberton**
Vice President of
Marketing



Susie Peters
Sales Operations



Briannah Poe
Group Sales
Account Manager



Monte Poe
Director of Special
Projects



Harrison Pogue
Content Creation
Specialist



Brian Poole
Systems Analyst



Dave Porter, MD
Orthopedic Surgeon



Laura Porter
Partnership
Marketing Manager



Ashley Powell
Director of
Community
Relations



Mike Prior
Youth Football
Commissioner



Keith Quarta
Account Executive



Steve Randall
Team Security



**Doug
Robertson, MD**
Physician



**Michelle
Rodriguez**
Exec Asst./Human
Resources Manager



**Alexander
Romano**
Director of Business
Intelligence



Jaci Rowland
Staff Accountant



Kelsey Rowles
Community
Relations
Manager



Jenny Ryan
Accounting
Assistant



Brandon Schlarb
Corporate
Partnership
Manager



Andy Schwartz
Corporate
Partnership
Manager



Jon Scott
Vice President
of Equipment
Operations



Brian Seabrooks
Assistant
Equipment Manager



Dylan Sheldon
Membership
Services Manager



Ryan Simonton
Building/Grounds
Assistant



Erin Smith
Youth Cheer
Coordinator



Tyson Smith
Premium Seating
Account Manager



Doug Snelling
Systems Analyst



Jamil Stafford
Assistant Director
of Ticket
Operations



John Starliper
Assistant
Video Director

COLTS STAFF



Mike Stevens
Operations
Manager of Video
Engineering



Leslie Stockton
Executive Assistant
to the Vice Chair/
Owner



Alexa Strobridge
Senior Marketing
Manager



Sean Sullivan
Equipment Manager



Josh Tarble
Business Solutions
Director



Matt Taylor
Manager of Radio
Production



Danny Thompson
Building/Grounds
Assistant



Jeremy Thorpe
Group Sales
Account
Manager



Kelly Tilley
Director of
Cheerleading



Anna Turner
Nutritionist



Cassidy Turpin
Community
Relations
Coordinator



Casey Vallier
Coordinator of
Radio Production



Jim Van Dam
Director of Ticket
Sales



Andrew Walker
Colts.com Writer



**Jennifer
Washburn**
Premium Seating
Account Manager



Elizabeth White
Counselor



Matt Wilkening
Senior Content
Creation Specialist



Amanda Williams
Account Executive



Daron Williams
Digital
Communications
Manager



**Maureen
Williams**
Community
Manager



Derek Wolfe
Manager of Creative
Services and Game
Day Production

DARIUS LEONARD

LINEBACKER



49 MATTHEW ADAMS

LINEBACKER



6-0 • 229

NFL EXP: 2

BORN: 12/12/95



HOUSTON



Adams was selected by the Colts in the seventh round (221st overall) of the 2018 NFL Draft.

DOWN THE STRETCH

Bucket list items: Make the Pro Bowl. I already went skydiving once, so I was able to cross that off.

Favorite food: Crab legs and crawfish.

Favorite TV show: "Different Strokes"

Favorite Movie: "Creed"

Best advice you've been given: Control what you can control.

Biggest obstacle you've overcome: Just the process and journey of getting here to the NFL.

If you could have dinner with three people, who would you invite: Atoya Collins, my girlfriend and Floyd Mayweather

Pet Peeves: People that don't tell the truth

Nicknames: Matty Ice

Favorite restaurant in Indianapolis: Ruth's Chris Steak House

What are your hobbies: I like to play Fortnite. Fortnite is life. I'm probably the best on the team. Most of the guys on the team play it on Xbox but I'm a PS4 guy.

DILL WITH IT

One of Adams' favorite foods is a unique combination that may not be widely accepted as a delicious cuisine, but it does the trick for him. "I love Kool-Aid Pickles. It's exactly what it sounds. It's just pickles that you soak in Kool-Aid. It's not cucumbers you soak in Kool-Aid, it's straight up pickles in Kool-Aid. Delicious."



49 MATTHEW ADAMS

LINEBACKER



BOB SANDERS 2.0

Adams measures out at 6-0, 229 pounds, which is typically on the shorter end of the spectrum for a linebacker. But Adams certainly won't let numbers define his career. "Have you seen a six-foot Bob Sanders? I feel like I'm a six-foot Bob Sanders!" Sanders, at 5-8, 200 pounds, won the NFL Defensive Player of the Year in 2007, was named to two Pro Bowls and earned one Super Bowl title with the Colts.



NFL HIGHLIGHTS

- In 16 games (five starts) in 2018, he had 26 tackles (19 solo), 5.0 tackles for loss, one fumble recovery and seven special teams stops. In Week 16, he had five solo tackles with 3.0 tackles for loss. Appeared in two postseason games and had one tackle and one special teams stop.

COLLEGE HIGHLIGHTS

- Played in 48 games (26 starts) in four seasons (2014-17) as a linebacker at the University of Houston.
- Finished his career with 259 tackles (161 solo), 21.0 tackles for loss, 7.5 sacks, five forced fumbles, two fumble recoveries and three passes defended.
- As a senior in 2017, saw action in 11 games (nine starts). Finished second on the team with 88 tackles (54 solo).
- Started every game he played in (11) as a junior in 2016. Led the team with 82 tackles and in solo tackles with 57.
- Appeared in 13 games (three starts) in 2015 and registered 49 tackles (28 solo), 2.5 tackles for loss and 2.0 sacks.
- Was one of four true freshmen to see action in all 13 games (three starts) in 2014. Recorded 40 tackles (22 solo), 4.5 tackles for loss, 2.0 sacks, two forced fumbles and one pass defended.

PERSONAL

- Attended Hightower High School in Missouri City, Texas, where he played football and basketball.
- Totaled 96 tackles, 18.0 tackles for loss, six forced fumbles and four interceptions as a senior.
- Named the 2013 District 23-5A Defensive Player of the Year.
- Also named his team's overall MVP and Defensive MVP as a senior.
- Recognized as a player in the *Houston Chronicle's* Top 100.
- Ranked as No. 68 outside linebacker in the country by *ESPN.com* and as the No. 69 outside linebacker by *Scout.com*.
- Studied kinesiology sports administration at Houston.
- Named to the American Athletic Conference All-Academic Team twice (2016-17).

MATTHEW ADAMS - NFL REGULAR SEASON STATISTICS

DATE	TEAM	GP	GS	TK	S	A	TACKLES				QBH	NO	INTERCEPTIONS				FUMBLES				ST				MISC				
							TFL	YDS	SK	YDS			YDS	LG	TD	PD	FF	FR	YDS	TK	S	A	FF	FR	S	A			
2018	Colts	16	5	26	19	7	5	4	0.0	0.0	2	0	0	0	0	0	0	0	1	0	7	4	3	0	0	0	0	0	0
TOTALS		16	5	26	19	7	5	4	0.0	0.0	2	0	0	0	0	0	0	0	1	0	7	4	3	0	0	0	0	0	



@ALL_IN_ADAMS



@GLOBAL_9

49 MATTHEW ADAMS

LINEBACKER



MATTHEW ADAMS - NFL POSTSEASON STATISTICS

DATE	TEAM	GP	GS	TACKLES							INTERCEPTIONS					FUMBLES					ST				MISC											
				TK	S	A	TFL	YDS	SK	YDS	QBH	NO	YDS	LG	TD	PD	FF	FR	YDS	TK	S	A	FF	FR	S	A	S	A								
2018	Colts	2	0	1	0	1	0	0	0.0	0.0	0.0	0.0	0	0	0	0	0	0	0	0	0	0	0	0	0	0	0	0	0	0	0	0	0	0	0	0
TOTALS		2	0	1	0	1	0	0	0.0	0.0	0.0	0.0	0	0	0	0	0	0	0	0	0	0	0	0	0	0	0	1	0	1	0	0	0	0	0	

SINGLE-GAME HIGHS: DEFENSIVE

Total Tackles	6 at Houston Texans, Dec 09, 2018	Tackles For Loss	3 vs. New York Giants, Dec 23, 2018
	5 vs. New York Giants, Dec 23, 2018		1 at Jacksonville Jaguars, Dec 02, 2018
	3 vs. Miami Dolphins, Nov 25, 2018		...1 more at 1.
Fumble Recoveries	1 at Oakland Raiders, Oct 28, 2018	Special Teams Tackles	2 at New York Jets, Oct 14, 2018
			...2 more at 2.

SINGLE-GAME HIGHS - POSTSEASON: DEFENSIVE

Total Tackles	1 at Kansas City Chiefs, Jan 12, 2019	Special Teams Tackles	1 at Kansas City Chiefs, Jan 12, 2019
			...1 more at 1.

2018 GAME-BY-GAME REGULAR SEASON STATISTICS (COLTS)

DATE	OPPONENT	P	TACKLES							INTERCEPTIONS					FUMBLES			ST				MISC			SCORE								
			TK	S	A	SK	YDS	TFL	YDS	QBH	NO	YDS	LG	TD	PD	FF	FR	YDS	TK	S	A	FF	FR	S		A	W	L					
09/09	Bengals	P	0	0	0	0.0	0.0	0	0	0	0	0	0	0	0	0	0	0	0	0	0	0	0	0	0	0	L	23-34					
09/16	at Redskins	P	0	0	0	0.0	0.0	0	0	0	0	0	0	0	0	0	0	0	0	0	0	0	0	0	0	0	W	21-9					
09/23	at Eagles	P	0	0	0	0.0	0.0	0	0	0	0	0	0	0	0	0	0	0	0	2	1	1	0	0	0	0	L	16-20					
09/30	Texans	P	0	0	0	0.0	0.0	0	0	0	0	0	0	0	0	0	0	0	2	1	1	0	0	0	0	0	L	34-37+					
10/04	at Patriots	P	2	0	2	0.0	0.0	0	0	0	0	0	0	0	0	0	0	0	0	0	0	0	0	0	0	0	L	24-38					
10/14	at Jets	P	2	1	1	0.0	0.0	1	0	0	0	0	0	0	0	0	0	0	2	1	1	0	0	0	0	0	L	34-42					
10/21	Bills	P	2	2	0	0.0	0.0	0	0	1	0	0	0	0	0	0	0	0	0	0	0	0	0	0	0	0	W	37-5					
10/28	at Raiders	S	0	0	0	0.0	0.0	0	0	0	0	0	0	0	0	1	0	0	0	0	0	0	0	0	0	0	W	42-28					
11/11	Jaguars	S	1	1	0	0.0	0.0	0	0	0	0	0	0	0	0	0	0	0	1	1	0	0	0	0	0	0	W	29-26					
11/18	Titans	P	0	0	0	0.0	0.0	0	0	0	0	0	0	0	0	0	0	0	0	0	0	0	0	0	0	0	W	38-10					
11/25	Dolphins	S	3	3	0	0.0	0.0	0	0	0	0	0	0	0	0	0	0	0	0	0	0	0	0	0	0	0	W	27-24					
12/02	at Jaguars	P	2	1	1	0.0	0.0	1	1	0	0	0	0	0	0	0	0	0	0	0	0	0	0	0	0	0	L	0-6					
12/09	at Texans	S	6	4	2	0.0	0.0	0	0	1	0	0	0	0	0	0	0	0	0	0	0	0	0	0	0	0	W	24-21					
12/16	Cowboys	S	1	1	0	0.0	0.0	0	0	0	0	0	0	0	0	0	0	0	0	0	0	0	0	0	0	0	W	23-0					
12/23	Giants	P	5	5	0	0.0	0.0	3	3	0	0	0	0	0	0	0	0	0	0	0	0	0	0	0	0	0	W	28-27					
12/30	at Titans	P	2	1	1	0.0	0.0	0	0	0	0	0	0	0	0	0	0	0	0	0	0	0	0	0	0	0	W	33-17					
2018 TOTALS	16-5		26	19	7	0.0	0.0	5	4	2	0	0	0	0	0	0	0	0	1	0	7	4	3	0	0	0	0	0	0	0	10	6	

+ - Overtime

2018 GAME-BY-GAME POSTSEASON STATISTICS (COLTS)

DATE	OPPONENT	P	TACKLES							INTERCEPTIONS					FUMBLES			ST				MISC			SCORE						
			TK	S	A	SK	YDS	TFL	YDS	QBH	NO	YDS	LG	TD	PD	FF	FR	YDS	TK	S	A	FF	FR	S		A	W	L			
01/05	at Texans	P	0	0	0	0.0	0.0	0	0	0	0	0	0	0	0	0	0	0	0	0	0	0	0	0	0	0	W	21-7			
01/12	at Chiefs	P	1	0	1	0.0	0.0	0	0	0	0	0	0	0	0	0	0	0	0	0	0	0	0	0	0	0	L	13-31			
2018 TOTALS	2-0		1	0	1	0.0	0.0	0	0	0	0	0	0	0	0	0	0	0	0	0	0	0	0	0	0	0	0	1	1		



@ALL_IN_ADAMS



@GLOBAL_9

81 MO ALIE-COX

TIGHT END



6-5 • 267

NFL EXP: 2 (2nd Year with Colts)

BORN: 9/19/93



**VIRGINIA
COMMONWEALTH**



Alie-Cox was originally signed by the Colts as an undrafted free agent on April 21, 2017.

DOWN THE STRETCH

Favorite musician and/or song: My favorite musician would probably be Future. Favorite song would probably be "Rotation."

Hobbies outside of football: Playing basketball, playing Xbox. I play a lot of Madden, NBA 2K and Grand Theft Auto.

What is something interesting about you that most people may not know: I'm an avid cartoon watcher. I watch a lot of cartoons.

Favorite food: Pasta – chicken parmesan or chicken alfredo.

Favorite vacation spot: Believe it or not, I've never been on vacation, but I'd probably say when I go out to Los Angeles to visit friends.

Favorite television show: "Dragon Ball Z"

What's the one thing you couldn't live without: My phone and my mom of course.

Pregame ritual: I listen to a variety of different artists such as Migos, Lil Uzi, Future - music that gets you hype. Then I do certain stretches just to make sure I'm loose in certain areas more than others.

What's on your bucket list: Skydiving. It looks interesting. Bungee jumping would be one too as well as traveling the world.

THE TRANSITION

Alie-Cox grew up playing both football and basketball, but his opportunities in high school came on the hardwood, not the gridiron. After transferring to Middleburg (Va.) Academy, a school that didn't field a football team, he excelled on the basketball court and accepted a scholarship to play at VCU. In college, he starred as a forward for the Rams and became an accomplished shot blocker, posting the second-most blocks in school history (255). His athletic, 6-5, 267-pound frame with a 7-1 wingspan also caught the attention of NFL scouts and even players like



Dallas Cowboys tight end Jason Witten. "I always told myself if I ever had the chance to go play football again, I would probably take the opportunity to do it," Alie-Cox said.

81 MO ALIE-COX

TIGHT END



EMULATING MOSS

Alie-Cox was a football fanatic as a youngster. "I liked football more than basketball growing up as a kid. All I did was watch football. Me and my brothers played tackle football, one-on-one in the yard all the time." He grew up idolizing his favorite player, wide receiver Randy Moss. Now as a pro tight end, Alie-Cox still tries to emulate Moss' game. "I like going over people, catching the ball, 'Mossin' people."



NFL HIGHLIGHTS

- In 2018, he appeared in nine games (one start) and had seven receptions for 133 yards and two touchdowns. Scored his first touchdown in Week 8 on a 26-yard reception. Appeared in two postseason games (one start) and helped the Colts rush for a postseason franchise record 200 yards during AFC Wild Card weekend.
- Spent 13 weeks on the Colts practice squad in 2017 after being signed by the team as an undrafted free agent.

COLLEGE HIGHLIGHTS

- Was a four-year standout on the Virginia Commonwealth University basketball team.
- Had not played football since his freshman year of high school, but his athleticism allowed him to make the transition to football similar to the paths of former Indianapolis tight ends Erik Swoope and Marcus Pollard, former San Diego Chargers tight end Antonio Gates and Green Bay tight end Jimmy Graham.
- With the Rams, started 103-of-142 games and totaled 1,092 points, 663 rebounds, 87 steals, 112 assists and 255 blocks in 3,322 minutes.
- Connected on 57.4 percent from the field and 68.7 percent from the free throw line.

PERSONAL

- Attended Middleburg (Va.) Academy.
- Listed as the No. 9 basketball recruit in Virginia, according to *Rivals.com*.
- Averaged nearly 20 points and over 10 rebounds per game during his senior campaign at Middleburg and was named an all-state first-team selection.
- As a junior, led Middleburg Academy with 16 points, 12 rebounds and seven blocks per game and earned all-state first-team accolades.

SMART MAN

Alie-Cox credits his college basketball coach, Shaka Smart, with helping him develop as person and as an athlete. Smart pushed him to graduate with higher than a 3.0 GPA. Alie-Cox met this goal in only three years before completing a master's program. Smart also helped Alie-Cox in the toughness and confidence departments. "I was good, but I couldn't do it for long spurts," Alie-Cox said. "He really challenged me, and I think that's helped me getting to this point, being able to fight through fatigue and focused in on being mentally tough." Alie-Cox would have to scream at the top of his lungs every time he entered Coach Smart's office. "It was his way of instilling confidence in me. I'm not a person that talks, so we'd do little things like that."



PERSONAL CONT...

- Completed an undergrad degree in criminal justice in three years and added a master's degree in criminal justice and homeland security at VCU.
- After football, he's considering going back to law school and pursuing a career with the United States Secret Service agency.
- A native of Alexandria, Va.

ADDITIONAL TRANSACTIONS

- Promoted to the Colts active roster on September 28, 2018.
- Signed by the Colts to the practice squad on September 2, 2018.
- Waived by Indianapolis on September 1, 2018
- Signed by the Colts to a reserve/future contract on January 1, 2018.
- Signed by the Colts to the practice squad on October 7, 2017.
- Waived by the Colts from Injured Reserve on August 10, 2017.
- Placed on Injured Reserve by the Colts on August 6, 2017.
- Waived-injured by the Colts on August 5, 2017.



MO ALIE-COX - NFL REGULAR SEASON STATISTICS

DATE	TEAM	GP	GS	RECEIVING			NO.	YDS.	AVG.	LG	TD
				NO.	YDS	AVG					
2017	Colts	0	0	0	0	0.0	0	0	0.0	0	0
2018	Colts	9	1	7	133	19.0	34	2	0.0	0	0
TOTALS		9	1	7	133	19.0	34	2	0.0	0	0

MO ALIE-COX - NFL POSTSEASON STATISTICS

DATE	TEAM	GP	GS	RECEIVING			NO.	YDS.	AVG.	LG	TD
				NO.	YDS	AVG					
2018	Colts	2	1	0	0	0.0	0	0	0.0	0	0
TOTALS		2	1	0	0	0.0	0	0	0.0	0	0

SINGLE-GAME HIGHS: RUSHING/RECEIVING

Receptions	2 vs. Jacksonville Jaguars, Nov 11, 2018 1 at Tennessee Titans, Dec 30, 2018 ...4 more at 1.	All-purpose yards	34 at New York Jets, Oct 14, 2018 28 vs. Jacksonville Jaguars, Nov 11, 2018 26 at Oakland Raiders, Oct 28, 2018
Receiving Yards	34 at New York Jets, Oct 14, 2018 28 vs. Jacksonville Jaguars, Nov 11, 2018 26 at Oakland Raiders, Oct 28, 2018	Miscellaneous Tackles	1 vs. Jacksonville Jaguars, Nov 11, 2018
Longest Receptions	34 at New York Jets, Oct 14, 2018 27 vs. Jacksonville Jaguars, Nov 11, 2018 26 at Oakland Raiders, Oct 28, 2018	Most TDs	1 vs. Jacksonville Jaguars, Nov 11, 2018 ...1 more at 1.
Receiving TDs	1 vs. Jacksonville Jaguars, Nov 11, 2018 ...1 more at 1.		

2017 GAME-BY-GAME REGULAR SEASON STATISTICS (COLTS)

DATE	OPPONENT	P/S	RECEIVING			ATT	RUSHING			TD	W/L	SCORE
			NO	YDS	LG		TD	YDS	LG			
09/10	at Rams										L	9-46
09/17	Cardinals										L	13-16+
09/24	Browns										W	31-28
10/01	at Seahawks										L	18-46
10/08	49ers										W	26-23+
10/16	at Titans										L	22-36
10/22	Jaguars										L	0-27
11/05	at Texans										W	20-14
11/12	Steelers										L	17-20
11/26	Titans										L	16-20
12/03	at Jaguars										L	10-30
12/10	at Bills										L	7-13+
12/14	Broncos										L	13-25
12/23	at Ravens										L	16-23
12/31	Texans										W	22-13
2017 TOTALS		0-0	0	0	0	0	0	0	0	0	0-4	11

+- Overtime



2018 GAME-BY-GAME REGULAR SEASON STATISTICS (COLTS)

DATE	OPPONENT	P/S	RECEIVING			ATT	RUSHING		TD	W/L	SCORE
			NO	YDS	LG		TD	YDS			
09/09	Bengals									L	23-34
09/16	at Redskins									W	21-9
09/23	at Eagles									L	16-20
09/30	Texans	P	1	17	17	0	0	0	0	L	34-37+
10/04	at Patriots									L	24-38
10/14	at Jets	P	1	34	34	0	0	0	0	L	34-42
10/21	Bills	P	1	7	7	0	0	0	0	W	37-5
10/28	at Raiders	P	1	26	26t	1	0	0	0	W	42-28
11/11	Jaguars	P	2	28	27	1	0	0	0	W	29-26
11/18	Titans	P	0	0	0	0	0	0	0	W	38-10
11/25	Dolphins									W	27-24
12/02	at Jaguars									L	0-6
12/09	at Texans									W	24-21
12/16	Cowboys	P	0	0	0	0	0	0	0	W	23-0
12/23	Giants	S	0	0	0	0	0	0	0	W	28-27
12/30	at Titans	P	1	21	21	0	0	0	0	W	33-17
2018 TOTALS		9-1	7	133	34	2	0	0	0	0	10-6

+ - Overtime

2018 GAME-BY-GAME POSTSEASON STATISTICS (COLTS)

DATE	OPPONENT	P/S	RECEIVING			ATT	RUSHING		TD	W/L	SCORE
			NO	YDS	LG		TD	YDS			
01/05	at Texans	P	0	0	0	0	0	0	0	W	21-7
01/12	at Chiefs	S	0	0	0	0	0	0	0	L	13-31
2018 TOTALS		2-1	0	0	0	0	0	0	0	0	1-1

63 JOSH ANDREWS

CENTER



6-2 • 298

NFL EXP: 4 (2nd Year with Colts)

BORN: 6/21/91



OREGON STATE



Andrews was signed to the Colts active roster off of the Philadelphia Eagles practice squad on November 20, 2018.

DOWN THE STRETCH

Pregame ritual: I listen to a specific playlist. It has a little bit of everything. Some stuff to keep me hype and some stuff to keep me calm.

Bucket list: I want to go to Europe.

Favorite artists: J. Cole, Kendrick Lamar and Anderson Paak

Favorite movie: "The Sandlot"

Role models: I would say my older brother, Devin. My parents too because they push me and get the best out of me.

Hobbies off the field: I like to golf and play a little basketball here and there.

Welcome to the NFL moment: My rookie year I had to go to the store a couple times to get a bunch of candy for the room. After the first time they said it wasn't enough candy so I had to go back.

Hidden talents: I can juggle. I've been able to it since the eighth grade.

NFL HIGHLIGHTS

- Has appeared in 19 career games with the Eagles and Colts.
- In 2018, he appeared in three games with the Colts. Spent Weeks 4-11 of the season on the Eagles practice squad.
- In 2017, he spent the season on the Eagles practice squad.
- He appeared in three games with the Eagles in 2016.
- In 2015, he played in a career-high 13 games and was part of seven wins. He spent the entire 2014 season on the Eagles practice squad.

63 JOSH ANDREWS

CENTER



COLLEGE HIGHLIGHTS

- Started 32-of-39 games while at Oregon State from 2009-2013, including 30 straight starts to finish his career.
- Started in all 13 games his senior year as the Beavers went 7-6 on the season and won the Hawaii Bowl. Was one of only two offensive linemen to start every game.
- Started in all 13 games in 2012 as Oregon State finished with a 9-4 record.
- Started six-of-seven games in 2011 while missing five games due to injury. Won the starting left guard position in the spring practice sessions after moving from center.
- Appeared in six games in 2010 and served as the primary backup center.
- Redshirted his true freshman year in 2009.

PERSONAL

- Attended Colony (Calif.) High School where he started three seasons at offensive tackle.
- Earned First Team All-Mt. Baldy League and All-CIF Central Division honors three times.
- Made 36 tackles as a senior playing on the defensive line and helped Colony to a CIF-Central Division title.
- Played power forward on the basketball team.
- A native of Los Angeles.

JOSH ANDREWS - NFL REGULAR SEASON STATISTICS

DATE	TEAM	GP	GS
2015	Eagles	13	0
2016	Eagles	3	0
2017	Eagles	0	0
2018	Eagles	0	0
2018	Colts	3	0
2018	TOTAL	3	0
TOTALS		19	0

Went from **Eagles** to **Colts**.

JOSH ANDREWS - NFL POSTSEASON STATISTICS

DATE	TEAM	GP	GS
2017	Eagles	0	0
2018	Colts	0	0
TOTALS		0	0



2015 GAME-BY-GAME REGULAR SEASON STATISTICS (EAGLES)

DATE	OPPONENT	P/S		W/L	SCORE
09/14	at Falcons		INACTIVE	L	24-26
09/20	Cowboys	P		L	10-20
09/27	at Jets	P		W	24-17
10/04	at Redskins	P		L	20-23
10/11	Saints	P		W	39-17
10/19	Giants	P		W	27-7
10/25	at Panthers	P		L	16-27
11/08	at Cowboys	P		W	33-27+
11/15	Dolphins		ON INACTIVE LIST	L	19-20
11/22	Buccaneers		INACTIVE	L	17-45
11/26	at Lions	P		L	14-45
12/06	at Patriots	P		W	35-28
12/13	Bills	P		W	23-20
12/20	Cardinals	P		L	17-40
12/26	Redskins	P		L	24-38
01/03	at Giants	P		W	35-30
2015 TOTALS	13-0			7-9	

+ - Overtime

2016 GAME-BY-GAME REGULAR SEASON STATISTICS (EAGLES)

DATE	OPPONENT	P/S		W/L	SCORE
09/11	Browns		INACTIVE	W	29-10
09/19	at Bears		INACTIVE	W	29-14
09/25	Steelers		INACTIVE	W	34-3
10/09	at Lions		ON INACTIVE LIST	L	23-24
10/16	at Redskins		ON INACTIVE LIST	L	20-27
10/23	Vikings		INACTIVE	W	21-10
10/30	at Cowboys		INACTIVE	L	23-29+
11/06	at Giants		INACTIVE	L	23-28
11/13	Falcons		INACTIVE	W	24-15
11/20	at Seahawks		INACTIVE	L	15-26
11/28	Packers	P		L	13-27
12/04	at Bengals		INACTIVE	L	14-32
12/11	Redskins	P		L	22-27
12/18	at Ravens	P		L	26-27
12/22	Giants		ON INACTIVE LIST	W	24-19
01/01	Cowboys		INACTIVE	W	27-13
2016 TOTALS	3-0			7-9	

+ - Overtime

2017 GAME-BY-GAME REGULAR SEASON STATISTICS (EAGLES)

DATE	OPPONENT	P/S		W/L	SCORE
09/10	at Redskins		DID NOT PLAY	W	30-17
09/24	Giants		NOT ON ROSTER	W	27-24
10/08	Cardinals		NOT ON ROSTER	W	34-7
10/12	at Panthers		NOT ON ROSTER	W	28-23
10/23	Redskins		NOT ON ROSTER	W	34-24
10/29	49ers		NOT ON ROSTER	W	33-10
11/05	Broncos		NOT ON ROSTER	W	51-23
11/19	at Cowboys		NOT ON ROSTER	W	37-9
11/26	Bears		NOT ON ROSTER	W	31-3
12/03	at Seahawks		NOT ON ROSTER	L	10-24
12/10	at Rams		NOT ON ROSTER	W	43-35
12/17	at Giants		NOT ON ROSTER	W	34-29
12/25	Raiders		NOT ON ROSTER	W	19-10
12/31	Cowboys		NOT ON ROSTER	L	0-6
2017 TOTALS	0-0			12-2	



2018 GAME-BY-GAME REGULAR SEASON STATISTICS (EAGLES/COLTS)

DATE OPPONENT	P/S		W/L	SCORE
09/06		Falcons	W	18-12
09/16		at Buccaneers	L	21-27
09/23		Colts	W	20-16
09/30		at Titans	L	23-26+
10/07		Vikings	L	21-23
10/11		at Giants	W	34-13
10/21		Panthers	L	17-21
10/28		at Jaguars	W	24-18
11/11		Cowboys	L	20-27
11/18		at Saints	L	7-48
Went from Eagles to Colts .				
DID NOT PLAY (NON-INJURY)				
11/25		Dolphins	W	27-24
12/02	P	at Jaguars	L	0-6
12/09	P	at Texans	W	24-21
12/16		Cowboys	W	23-0
12/23		Giants	W	28-27
12/30	P	at Titans	W	33-17
2018 TOTALS	3-0		9-7	

+ - Overtime

2017 GAME-BY-GAME POSTSEASON STATISTICS (EAGLES)

DATE OPPONENT	P/S		W/L	SCORE
01/13		Falcons	W	15-10
01/21		Vikings	W	38-7
02/04		at Patriots	W	41-33
2017 TOTALS	0-0		3-0	

2018 GAME-BY-GAME POSTSEASON STATISTICS (COLTS)

DATE OPPONENT	P/S		W/L	SCORE
01/05		at Texans	W	21-7
01/12		at Chiefs	L	13-31
2018 TOTALS	0-0		1-1	

96 DENICO AUTRY

DEFENSIVE END/DEFENSIVE TACKLE

(duh-NEE-co)



6-5 • 285

NFL EXP: 6 (2nd Year with Colts)

BORN: 7/15/90



**MISSISSIPPI
STATE**



Autry was signed by the Colts as an unrestricted free agent on March 15, 2018.

DOWN THE STRETCH

Favorite football memory: Blocking a field goal against the Tennessee Titans, picking it up and running it back for a touchdown. But it got called back.

Someone you look up to: Julius Peppers

What did you want to be growing up: An NFL player.

What is a superpower you'd like to have: The ability to shock people.

Favorite food: Cheeseburgers

What is your guilty pleasure: Reese's ice cream

What is something you can't live without: A muscle car

Favorite movie: "House Party"

Favorite TV show: "Lost"

Pregame rituals: I always put my left shoe on first.

Any pets: I have a pit bull named Louie.

TURNING POINT

As Arizona Western was mounting a comeback with three minutes left in the 2011 NJCAA national championship game, a fatigued Autry asked to be subbed out of the game. According to *The Mercury News*, EMCC's associate head coach/defensive coordinator, William Jones, refused to let Autry come to the sideline and said, "Bull****, this is for everything. Great players don't get tired right now. Great players don't come out this time of the game. You stay in and you find a way." Autry responded with a sack to help EMCC clinch the game and its first-ever national championship.



96 DENICO AUTRY

DEFENSIVE END/DEFENSIVE TACKLE

(duh-NEE-co)



LAST CHANCE U

Coming out of Albemarle (N.C.) High School, Autry did not have the collegiate opportunities he initially desired and attended East Mississippi Community College. The football program at the junior college has been featured in a successful Netflix documentary series, titled, *Last Chance U*, which focuses on players' last chance to prove themselves to Division

I programs. Autry played for EMCC from 2010-11 and helped the Lions to a 12-0 season and an NJCAA national championship title while being named an NJCAA Football All-America first-team selection his sophomore year. Following his career at EMCC, Autry signed with Mississippi State over offers from Alabama, Auburn, Florida, Florida State, Ole Miss, Southern California and Texas among others. His brother, Lee, played defensive line at EMCC before transferring to Mississippi State as well. Other players to emerge out of EMCC and make it to the NFL include LeGarrette Blount, Chad Kelly, Jarran Reed and Antowain Smith.



NFL HIGHLIGHTS

- In five seasons with Oakland and Indianapolis, has competed in 68 games (29 starts) and totaled 135 tackles (99 solo), 37.0 tackles for loss, 19.5 sacks, 13 passes defended, two forced fumbles, three fumble recoveries, one blocked extra point and one blocked field goal.
- Played in 12 games (11 starts) in 2018 and had 37 tackles (28 solo), 13.0 tackles for loss, a team-leading 9.0 sacks, two forced fumbles, one fumble recovery, one pass defended, one blocked extra point and one blocked field goal. Started two postseason games and had four tackles (two solo), 2.0 tackles for loss and 1.0 sack.
- In Week 13, he had seven tackles (six solo), 3.0 tackles for loss and career highs in sacks (3.0) and forced fumbles (two). He was the first Colts player since Robert Mathis on 9/29/13 to register 3.0 sacks in a game. Since 1994, only six other players in the NFL have registered at least 3.0 sacks, at least 3.0 tackles for loss and at least two forced fumbles in the same game. Autry joined Von Miller as the second player to accomplish the feat in 2018. In Week 14, he was named AFC Defensive Player of the Week after posting four tackles (three solo), 2.0 tackles for loss and 2.0 sacks. He was the first Colt since Robert Mathis in 2013 to register 2.0 sacks or more in two straight games.
- Competed in all 16 games (three starts) in 2017 and posted 36 tackles (23 solo), 5.0 sacks, 9.0 tackles for loss and seven passes defended.
- In 2016, played in all 16 contests (seven starts) and totaled 29 tackles (21 solo), 2.5 sacks, 6.0 tackles for loss, two fumble recoveries and two passes defended. He played in one postseason contest and registered four solo tackles, 2.0 tackles for loss and one pass defended.
- Finished with 22 tackles (20 solo), 3.0 sacks, 6.0 tackles for loss and three passes defended in 2015.
- As a rookie in 2014, saw action in 10 games and notched 11 tackles (seven solo) and 3.0 tackles for loss.

COLLEGE HIGHLIGHTS

- Played in 26 games (23 starts) in two seasons (2012-13) at Mississippi State after earning NJCAA All-America honors and winning a national championship (2011) during two seasons at East Mississippi Community College.

COLLEGE HIGHLIGHTS CONT...

- As a senior for the Bulldogs in 2013, started in all 13 games and collected 31 tackles (14 solo), 6.5 tackles for loss, 2.0 sacks, three passes defended and one forced fumble.
- After transferring to Mississippi State, saw action in all 13 games (10 starts) in 2012 and tallied 42 tackles (26 solo), 9.5 tackles for loss, 4.0 sacks, two passes defended, two forced fumbles and one interception.
- During his two seasons in junior college at East Mississippi Community College, posted 141 total tackles, 16.5 sacks and 24.0 tackles for loss.
- In 2011, helped lead the Lions to a 12-0 record, a state championship, a NJCAA national title and was named to the 2011 NJCAA Football All-America first-team.
- Rated the No. 1 prospect on the *Jackson Clarion-Ledger* Juco Top 25 Most Wanted Prospects list.

PERSONAL

- Attended Albemarle (N.C.) High School, where he was a standout two-way player at defensive end and tight end.
- As a senior, led Albemarle to a 12-2 record and totaled 142 tackles (104 solo), 9.0 sacks, five forced fumbles and four fumble recoveries.
- Named the All-SNAP Defensive Player of the Year, as well as the Rocky River Conference Defensive Player of the Year.
- Played in the NCAA East-West All-Star game.
- A native of Albemarle, N.C.

ADDITIONAL TRANSACTIONS

- Signed to the Raiders active roster from the practice squad on October 25, 2014.
- Signed to the Oakland practice squad on September 1, 2014.
- Waived by the Raiders on August 30, 2014.
- Signed by Oakland as an undrafted free agent on May 20, 2014.

67 EVAN BOEHM

CENTER/GUARD

(BAME (like Name))



6-3 • 321

NFL EXP: 4 (2nd Year with Colts)

BORN: 8/19/93



MISSOURI



Boehm was signed to the Colts active roster off of the Los Angeles Rams practice squad on October 8, 2018.

DOWN THE STRETCH

Pregame ritual: I go out onto the field and walk around and get to know the field. I like to listen to music. Usually I like to listen to more chill type of stuff.

Bucket list: I want to travel. I want to go to Greece.

Pet peeves: People chomping their food

Favorite TV show: "The Office"

Pets: I have a golden retriever named Chance and a black lab named Willy.

Hobbies off the field: I like hanging out with my wife, traveling and playing video games.

Mentors: A.Q. Shipley

Inspiration: My parents for sure and then my grandpa, Russ Cline.

A THREE-SPORT STATE CHAMPION

Boehm had quite the junior year of high school at Lee's Summit West in Missouri. He was a football standout after being named the No. 2 guard in the country and helped lead his team to the 2010 Missouri State Class 5 Championship. That year he was also a state champion in wrestling, where he wrestled in the heavyweight division and was a state champion in track and field as well while throwing discus.



@BIGBOEHMTHEORY

67 EVAN BOEHM

CENTER/GUARD

(BAME (like Name))



NFL HIGHLIGHTS

- In three seasons, he has spent time with the Cardinals, Rams and Colts and has played in 42 games (13 starts).
- In 2018, he appeared in 11 games (four starts) with the Colts. Played in two postseason games and contributed on offense and special teams.
- In 2017, he competed in 15 games (eight starts) with the Cardinals and helped the team rush for 1,386 yards and six touchdowns. He was also featured as a fullback during Elijahaa Penny's one-yard touchdown run against the Rams (12/3).
- In 2016, he appeared in all 16 games (one start) and helped block for David Johnson, who finished the season with 1,239 rushing yards and 16 touchdowns.

COLLEGE HIGHLIGHTS

- Started all four years at Missouri and established a school record with 52 consecutive starts. He started all 12 games at left guard as a freshman and moved to center his final three years.
- Named a captain his senior year and made 12 starts at center.
- Had the fourth-best active streak for consecutive starts with 52 at the end of his senior season, which was the best active streak among Power-5 conferences.
- Was named to the preseason All-SEC third-team and was on both the Rimington and Outland Trophy watch list for the second year in a row.
- Started all 14 games as a junior and was named to the Rimington and Outland Trophy watch list.
- Made all 14 starts at center as a sophomore and helped block for Missouri's rushing attack, which averaged 237.9 yards per game.
- As a true freshman started all 12 games at left guard and was named First Team Freshman All-America selection by *College Football News*.

PERSONAL

- Was a three-time all-state selection at Lee's Summit (Mo.) West High School.
- Was a 2011 First Team ESPN All-America choice and was rated as the No. 2 guard in the country.
- Received the Simone Award given to the top prep player in the Kansas City Area his senior year, and was the first offensive lineman to receive the award. Also received the Buck Buchanan Award for Outstanding Lineman in the Kansas City area his junior year.
- Won the 2010 Missouri State Class 5 Championship in 2010.
- Won state championships in wrestling (heavyweight division) and track and field (discus).
- Was offered a scholarship to Missouri when he was in the eighth grade.
- A native of Lee's Summit, Mo.

EVAN BOEHM - NFL REGULAR SEASON STATISTICS

DATE TEAM	GP	GS
2016 Cardinals	16	1
2017 Cardinals	15	8
2018 Rams	0	0
2018 Colts	11	4
2018 TOTAL	11	4
TOTALS	42	13

Went from **Rams** to **Colts**.

EVAN BOEHM - NFL POSTSEASON STATISTICS

DATE TEAM	GP	GS
2018 Colts	2	0
TOTALS	2	0



@BIGBOEHMTHEORY

67 EVAN BOEHM

CENTER/GUARD

(BAME (like Name))



2016 GAME-BY-GAME REGULAR SEASON STATISTICS (CARDINALS)

DATE	OPPONENT	P/S	W/L	SCORE
09/11	Patriots	P	L	21-23
09/18	Buccaneers	P	W	40-7
09/25	at Bills	P	L	18-33
10/02	Rams	P	L	13-17
10/06	at 49ers	P	W	33-21
10/17	Jets	P	W	28-3
10/23	Seahawks	P	L	6-6+
10/30	at Panthers	P	L	20-30
11/13	49ers	P	W	23-20
11/20	at Vikings	P	L	24-30
11/27	at Falcons	P	L	19-38
12/04	Redskins	P	W	31-23
12/11	at Dolphins	P	L	23-26
12/18	Saints	P	L	41-48
12/24	at Seahawks	P	W	34-31
01/01	at Rams	S	W	44-6
2016 TOTALS	16-1		7-9	

+ - Overtime

2017 GAME-BY-GAME REGULAR SEASON STATISTICS (CARDINALS)

DATE	OPPONENT	P/S	W/L	SCORE
09/10	at Lions	S	L	23-35
09/17	at Colts	S	W	16-13+
09/25	Cowboys	S	L	17-28
10/01	49ers	S	W	18-15+
10/08	at Eagles	S	L	7-34
10/15	Buccaneers	P	W	38-33
10/22	at Rams	P	L	0-33
11/05	at 49ers	P	W	20-10
11/09	Seahawks	P	L	16-22
11/19	at Texans	P	L	21-31
11/26	Jaguars		W	27-24
12/03	Rams	P	L	16-32
12/10	Titans	P	W	12-7
12/17	at Redskins	S	L	15-20
12/24	Giants	S	W	23-0
12/31	at Seahawks	S	W	26-24
2017 TOTALS	15-8		8-8	

+ - Overtime

DID NOT PLAY (NON-INJURY)

2018 GAME-BY-GAME REGULAR SEASON STATISTICS (RAMS/COLTS)

DATE	OPPONENT	P/S	W/L	SCORE
09/10	at Raiders		W	33-13
09/16	Cardinals		W	34-0
09/23	Chargers		W	35-23
09/27	Vikings		W	38-31
10/07	at Seahawks		W	33-31
10/14	at Jets	P	L	34-42
10/21	Bills	P	W	37-5
10/28	at Raiders	P	W	42-28
11/11	Jaguars	P	W	29-26
11/18	Titans	P	W	38-10
11/25	Dolphins	P	W	27-24
12/02	at Jaguars	S	L	0-6
12/09	at Texans	S	W	24-21
12/16	Cowboys	S	W	23-0
12/23	Giants	P	W	28-27
12/30	at Titans	S	W	33-17
2018 TOTALS	11-4		14-2	

PRACTICE SQUAD
PRACTICE SQUAD
PRACTICE SQUAD
PRACTICE SQUAD
PRACTICE SQUAD
Went from **Rams** to **Colts**.



67 EVAN BOEHM

CENTER/GUARD

(BAME (like Name))



2018 GAME-BY-GAME POSTSEASON STATISTICS (COLTS)

DATE	OPPONENT	P/S	W/L	SCORE
01/05	at Texans	P	W	21-7
01/12	at Chiefs	P	L	13-31
2018 TOTALS		2-0	1-1	



@BIGBOEHMTHEORY

7

JACOBY BRISSETT

QUARTERBACK

16



6-4 • 238

NFL EXP: 4 (3rd Year with Colts)

BORN: 12/11/92



**NORTH
CAROLINA
STATE**



Brissett was acquired by the Colts in a trade with the New England Patriots on September 2, 2017.

DOWN THE STRETCH

Favorite team and/or athlete outside of football:
Carmelo Anthony and Kobe Bryant

Favorite musician and/or song: Jay-Z

Hobbies outside of football: I love watching TV.

Favorite food: Macaroni and cheese

Favorite vacation spot: Home (Palm Beach, Fla.)

If you could have lunch with three people, living or dead, who would they be: Dr. Martin Luther King, Jr., Michael Jordan and Warren Buffett

What's the one thing you couldn't live without:
Family

DWYER PANTHERS PRIDE

Brissett was an extremely accomplished high school athlete at Dwyer High School in West Palm Beach, Fla. As a quarterback competing at the NFL level, it's not surprising he led his school to its first state football championship during his junior season. Basketball however was his first love. Playing point guard, he served as the hardwood equivalent of a quarterback and pieced together a tremendous prep hoops career. Brissett impressively won the Palm Beach County large classification Player of the Year award in both football and basketball as a senior.



After receiving basketball scholarships from the likes of Miami, South Carolina and Xavier, Brissett knew his ceiling was higher in football and chose to pursue a career on the gridiron.

A LEGENDARY MENTOR

Legendary NFL coach Bill Parcells has a retirement home in Florida and developed a mentor relationship with Brissett while he attended Dwyer High School. The coach assisted Brissett with college decisions in addition to helping him through the NFL Combine and draft process. The two are so close that Brissett has stated Parcells fills the role of a grandfather (Brissett's biological grandfather passed away before he was born). The two remain close as Brissett continues his NFL career.



 @JBRISSETT12

 @JBRISSETT7

7

JACOBY BRISSETT

QUARTERBACK

16



NFL HIGHLIGHTS

- In three seasons with the Colts (2017-18) and Patriots (2016), has completed 312-of-528 passes for 3,500 yards with 13 touchdowns and seven interceptions for an 81.6 passer rating in 23 career games (17 starts). Has contributed with 86 carries for 336 rushing yards and five touchdowns.
- In 2018, he appeared in four games and was 2-for-4 for in passing. In Week 12, he completed a four-yard pass to Andrew Luck on fourth-and-one.
- In 2017, with the Colts, started 15-of-16 games and completed 276-of-469 passes for 3,098 yards, 13 touchdowns and seven interceptions for an 81.7 passer rating. Also contributed with 63 rushes for 260 yards and four touchdowns. His four rushing touchdowns were tied for the second most in franchise history by a quarterback in a single year (Andrew Luck, five in 2012).
- Started two of three games he saw action in during the 2016 season with New England and completed 34-of-55 passes for 400 yards while also running the ball 16 times for 83 yards and one touchdown. He finished the year with an 83.9 passer rating.

COLLEGE HIGHLIGHTS

- Spent two of his collegiate seasons at the University of Florida from 2011-12 before transferring to North Carolina State in 2013. After sitting out the 2013 season, he played two seasons for the Wolfpack (2014-15) and completed 458-of-765 passes for 5,268 yards in 26 games, all of which he started.
- In his 2015 senior season, threw for 2,662 yards and 20 touchdowns, which tied for the third most in the ACC, while completing 237-of-395 passes. Brissett also ran the ball 139 times for 370 yards and six touchdowns.
- Started all 13 games he saw action in during his 2014 redshirt junior season and completed 221-of-370 passes for 2,606 yards and 23 touchdowns. He also ran the ball 124 times for 529 yards and three touchdowns.
- Was one of three quarterbacks in college football to record 2,000 passing yards, 300 rushing yards, 20 passing touchdowns and less than five interceptions, with the other two being Oregon's Marcus Mariota and UCLA's Brett Hundley.
- His 23 touchdowns in 2014 were the seventh-most in a season in school history.
- Threw 187 consecutive passes without an interception during the season, the seventh-longest streak in ACC history.

COLLEGE HIGHLIGHTS CONT...

- The North Carolina State offense in 2014 finished third among ACC teams in total offense with 241.2 yards per game.
- Brissett's efficiency rating of 136.7 ranks fifth-best in single-season school history.
- Sat out the 2013 season after transferring from Florida.
- At Florida, saw action in 13 games and completed 41-of-74 passes for 455 yards and three touchdowns.
- In his 2012 season at Florida, played in five games (two starts) and completed 23-of-35 passes for 249 yards and one touchdown. He also rushed for one score.
- During his freshman campaign in 2011, took his first collegiate snap as the starter at Florida, becoming the first true freshman in school history to do so. Completed 18-of-39 passes for 206 yards and two touchdowns in two starts. He also rushed for two scores.

PERSONAL

- Attended Dwyer High School in West Palm Beach, Fla.
- Participated in the 2011 U.S. Army All-American Bowl.
- Was ranked as the third-best quarterback in the nation among his 2011 recruiting class.
- Received Lou Groza Palm Beach County High School Player of the Year honors.
- Helped his team reach the state 4A semifinals with a 12-2 record in his senior year after passing for 2,743 yards and 32 touchdowns and only one interception.
- Led Dwyer to its first state championship in his junior season.
- Majored in communication.
- A native of West Palm Beach, Fla.

ADDITIONAL TRANSACTIONS

- Selected by the Patriots in the third round (91st overall) of the 2016 NFL Draft.



@JBRISSETT12



@JBRISSETT7

7

JACOBY BRISSETT

QUARTERBACK



JACOBY BRISSETT - NFL REGULAR SEASON STATISTICS

DATE TEAM	GP	GS	ATT.	CMP.	PCT.	YDS	AVG.	TD	INT.	LG	SK	LST	RATE
2016 Patriots	3	2	55	34	61.8	400	7.3	0	0	58	6	46	83.9
2017 Colts	16	15	469	276	58.8	3,098	6.6	13	7	80t	52	305	81.7
2018 Colts	4	0	4	2	50.0	2	0.5	0	0	4	0	0	56.3
TOTALS	23	17	528	312	59.1	3,500	6.6	13	7	80t	58	351	81.6

JACOBY BRISSETT - NFL POSTSEASON STATISTICS

DATE TEAM	GP	GS	ATT.	CMP.	PCT.	YDS	AVG.	TD	INT.	LG	SK	LST	RATE
2016 Patriots	0	0	0	0	0.0	0	0.0	0	0	0	0	0	0.0
2018 Colts	0	0	0	0	0.0	0	0.0	0	0	0	0	0	0.0
TOTALS	0	0	0	0	0.0	0	0.0	0	0	0	0	0	0.0

JACOBY BRISSETT - NFL REGULAR SEASON STATISTICS

DATE TEAM	NO.	YDS.	AVG.	LG	TD
2016 Patriots	16	83	5.2	27t	1
2017 Colts	63	260	4.1	25	4
2018 Colts	7	-7	-1.0	0	0
TOTALS	86	336	3.9	27t	5

JACOBY BRISSETT - NFL POSTSEASON STATISTICS

DATE TEAM	NO.	YDS.	AVG.	LG	TD
2016 Patriots	0	0	0.0	0	0
2018 Colts	0	0	0.0	0	0
TOTALS	0	0	0.0	0	0

SINGLE-GAME HIGHS: QUARTERBACK

Pass Attempts	39 at Cincinnati Bengals, Oct 29, 2017 37 vs. Jacksonville Jaguars, Oct 22, 2017 ...2 more at 37.	Passer Rating	122.6 at Houston Texans, Nov 05, 2017 120 vs. Cleveland Browns, Sep 24, 2017 99.7 vs. Pittsburgh Steelers, Nov 12, 2017
Pass Completions	25 at Cincinnati Bengals, Oct 29, 2017 22 vs. Jacksonville Jaguars, Oct 22, 2017 ...1 more at 22.	Rush Attempts	8 vs. San Francisco 49ers, Oct 08, 2017 ...1 more at 8.
Yards Passing	314 vs. San Francisco 49ers, Oct 08, 2017 308 at Houston Texans, Nov 05, 2017 259 vs. Cleveland Browns, Sep 24, 2017	Rushing Yards	48 vs. Houston Texans, Sep 22, 2016 36 at Jacksonville Jaguars, Dec 03, 2017 33 at Seattle Seahawks, Oct 01, 2017
TD Passes	2 vs. Pittsburgh Steelers, Nov 12, 2017 ...2 more at 2.	Longest Runs	27t vs. Houston Texans, Sep 22, 2016 25 at Seattle Seahawks, Oct 01, 2017 15 vs. Houston Texans, Dec 31, 2017
Long Passes	80t at Houston Texans, Nov 05, 2017 63 vs. San Francisco 49ers, Oct 08, 2017 61t vs. Pittsburgh Steelers, Nov 12, 2017 ...1 more at 61.	Rushing TDs	2 vs. Cleveland Browns, Sep 24, 2017 1 vs. Denver Broncos, Dec 14, 2017 ...2 more at 1.
Completion Percentage	70.8 vs. Cleveland Browns, Sep 24, 2017 66.7 at Houston Texans, Nov 05, 2017 64.7 vs. San Francisco 49ers, Oct 08, 2017		



@JBRISSETT12



@JBRISSETT7

7

JACOBY BRISSETT

QUARTERBACK



2016 GAME-BY-GAME REGULAR SEASON STATISTICS (PATRIOTS)

DATE	OPPONENT	P/S	PASSING										RUSHING				TD	W/L	SCORE								
			ATT	CMP	YDS	PCT	Y/A	Y/C	TD	INT	LG	SK/YD	RATE	ATT	YDS	LG											
09/11	at Cardinals																								W	23-21	
09/18	Dolphins	P	9	6	92	66.7	10.2	15.3	0	0	37	2/22	100.2	4	12	10	0								0	W	31-24
09/22	Texans	S	19	11	103	57.9	5.4	9.4	0	0	27	1/6	72.9	8	48	27t	1								1	W	27-0
10/02	Bills	S	27	17	205	63.0	7.6	12.1	0	0	58	3/18	86.2	4	23	10	0								0	L	0-16
10/09	at Browns																									W	33-13
10/16	Bengals																									W	35-17
10/23	at Steelers																									W	27-16
10/30	at Bills																									W	41-25
11/13	Seahawks																									L	24-31
11/20	at 49ers																									W	30-17
11/27	at Jets																									W	22-17
12/04	Rams																									W	26-10
12/12	Ravens																									W	30-23
12/18	at Broncos																									W	16-3
12/24	Jets																									W	41-3
01/01	at Dolphins																									W	35-14
2016 TOTALS	3-2		55	34	400	61.8	7.3	11.8	0	0	58	6/46	83.9	16	83	27t	1								1	14-2	

2017 GAME-BY-GAME REGULAR SEASON STATISTICS (COLTS)

DATE	OPPONENT	P/S	PASSING										RUSHING				TD	W/L	SCORE									
			ATT	CMP	YDS	PCT	Y/A	Y/C	TD	INT	LG	SK/YD	RATE	ATT	YDS	LG												
09/10	at Rams	P	3	2	51	66.7	17.0	25.5	0	0	50	0/0	109.7	0	0	0	0									0	L	9-46
09/17	Cardinals	S	37	20	216	54.1	5.8	10.8	0	1	20	4/26	60.2	6	22	11	0	L								0	L	13-16+
09/24	Browns	S	24	17	259	70.8	10.8	15.2	1	0	61t	3/16	120.0	5	14	8	2	W								2	W	31-28
10/01	at Seahawks	S	29	16	157	55.2	5.4	9.8	1	1	32	3/18	67.7	3	33	25	0	L								0	L	18-46
10/08	49ers	S	34	22	314	64.7	9.2	14.3	0	1	63	4/26	82.2	8	14	5	1	W								1	W	26-23+
10/16	at Titans	S	37	21	212	56.8	5.7	10.1	1	0	23	1/0	82.3	4	15	7	0	L								0	L	22-36
10/22	Jaguars	S	37	22	200	59.5	5.4	9.1	0	0	34	10/64	74.2	5	31	14	0	L								0	L	0-27
10/29	at Bengals	S	39	25	233	64.1	6.0	9.3	2	1	24t	4/17	86.8	1	6	6	0	L								0	L	23-24
11/05	at Texans	S	30	20	308	66.7	10.3	15.4	2	0	80t	3/29	122.6	2	12	13	0	W								0	W	20-14
11/12	Steelers	S	24	14	222	58.3	9.3	15.9	2	1	61t	3/26	99.7	4	7	4	0	L								0	L	17-20
11/26	Titans	S	29	17	196	58.6	6.8	11.5	0	0	26	8/31	79.1	3	16	12	0	L								0	L	16-20
12/03	at Jaguars	S	36	21	174	58.3	4.8	8.3	1	2	40t	4/25	56.9	6	36	12	0	L								0	L	10-30
12/10	at Bills	S	22	11	69	50.0	3.1	6.3	1	0	11	1/5	72.0	3	10	8	0	L								0	L	7-13+
12/14	Broncos	S	30	17	158	56.7	5.3	9.3	0	0	22	1/0	71.2	5	18	7t	1	L								1	L	13-25
12/23	at Ravens	S	33	16	215	48.5	6.5	13.4	1	0	29	2/12	79.7	3	8	7	0	L								0	L	16-23
12/31	Texans	S	25	15	114	60.0	4.6	7.6	1	0	22	1/10	84.4	5	18	15	0	W								0	L	22-13
2017 TOTALS	16-15		469	276	3,098	58.8	6.6	11.2	13	7	80t	52/305	81.7	63	280	25	4	4-12										

+ - Overtime

2018 GAME-BY-GAME REGULAR SEASON STATISTICS (COLTS)

DATE	OPPONENT	P/S	PASSING										RUSHING				TD	W/L	SCORE										
			ATT	CMP	YDS	PCT	Y/A	Y/C	TD	INT	LG	SK/YD	RATE	ATT	YDS	LG													
09/09	Bengals																											L	23-34
09/16	at Redskins																											W	21-9
09/23	at Eagles	P	1	0	0	0.0	0.0	0	0	0	0/0	39.6	0	0	0	0	L									0	L	16-20	
09/30	Texans																											L	34-37+
10/04	at Patriots																											L	24-38
10/14	at Jets																											L	34-42
10/21	Bills	P	0	0	0	0.0	0.0	0	0	0	0/0	0.0	0.0	4	-4	-1	0	W									0	W	37-5
10/28	at Raiders																											W	42-28
11/11	Jaguars																											W	29-26
11/18	Titans	P	2	1	-2	50.0	-1.0	-2.0	0	0	-2	0/0	56.2	3	-3	-1	0	W									0	W	38-10
11/25	Dolphins	P	1	1	4	100.0	4.0	4.0	0	0	4	0/0	83.3	0	0	0	0	W									0	W	27-24
12/02	at Jaguars																											L	0-6
12/09	at Texans																											W	24-21
12/16	Cowboys																											W	23-0
12/23	Giants																											W	28-27
12/30	at Titans																											W	33-17
2018 TOTALS	4-0		4	2	2	50.0	0.5	1.0	0	0	4	0/0	56.3	7	-7	-1	0	10-6											

+ - Overtime



@JBRISSETT12



@JBRISSETT7

7

JACOBY BRISSETT

QUARTERBACK



2016 GAME-BY-GAME POSTSEASON STATISTICS (PATRIOTS)

DATE	OPPONENT	P/S	PASSING											RUSHING			TD	W/L	SCORE					
			ATT	CMP	YDS	PCT	Y/A	Y/C	TD	INT	LG	SK/YD	RATE	ATT	YDS	LG								
01/14	Texans																						W	34-16
01/22	Steelers																						W	36-17
02/05	at Falcons																						W	34-28+
2016 TOTALS		0-0	0	0	0	0.0	0.0	0.0	0	0	0	0/0	0.0	0	0	0	0	0	0	0	0	0	3-0	

+ - Overtime

2018 GAME-BY-GAME POSTSEASON STATISTICS (COLTS)

DATE	OPPONENT	P/S	PASSING											RUSHING			TD	W/L	SCORE					
			ATT	CMP	YDS	PCT	Y/A	Y/C	TD	INT	LG	SK/YD	RATE	ATT	YDS	LG								
01/05	at Texans																						W	21-7
01/12	at Chiefs																						L	13-31
2018 TOTALS		0-0	0	0	0	0.0	0.0	0.0	0	0	0	0/0	0.0	0	0	0	0	0	0	0	0	0	1-1	



@JBRISSETT12



@JBRISSETT7

48 BILLY BROWN

TIGHT END



6-4 • 248

NFL EXP: 1 (2nd Year with Colts)

BORN: 3/20/93



Brown was originally signed to the Colts practice squad on December 6, 2018.

DOWN THE STRETCH

What is on your bucket list: I want to meet LeBron James.

Do you have any pets: I have a dog named Diesel.

Do you have any nicknames: Actually, Billy is a nickname. My real name is William. Ever since I can remember I have been called Billy.

Who is your favorite artist: Drake

What is your favorite type of food: Mexican food

What is your favorite vacation spot: I would say Florida so far but I definitely want to go somewhere with tropical water.

What is your favorite movie: "Stomp the Yard"

Pet peeves: Bad drivers and people that don't use their turn signals.

What is one thing you can't live without: My family

Who were your favorite athletes growing up: LeBron James, Calvin Johnson and Sean Taylor

Hobbies outside of football: I like to kick back and hang out with family.

48 BILLY BROWN

TIGHT END



FROM D II TO THE NFL

Brown admits that his poor grades during his first two years of high school diminished his chances of playing Division I football. However, he made the most of his opportunity at Shepherd University. He ended up setting single-season school records in receptions, receiving yards and touchdowns. He joined Howard Jones, Shaneil Jenkins and Dominique Jones as former Shepherd players who were on NFL rosters.



PERSONAL

- Attended Gaithersburg (Md.) High School.
- He was the second Shepherd player ever to participate in the NFL Combine, joining Howard Jones (2014).
- He was the first player ever from Shepherd to participate in the East-West Shrine Game.
- A native of Gaithersburg, Md.

ADDITIONAL TRANSACTIONS

- Signed a reserve/future contract with Indianapolis on January 13, 2019.

NFL HIGHLIGHTS

- In 2018, he spent time on the Eagles and Colts practice squads.
- In 2017, he spent the entire season on the Eagles practice squad.

COLLEGE HIGHLIGHTS

- Appeared in 49 games (40 starts) at Shepherd and set school records in receptions (249), receiving yards (4,071) and receiving touchdowns (43).
- As a senior, he started 14 games and set single-season school records in receptions (99), receiving yards (1,580) and touchdowns (22). His 99 receptions led Division II and he was ranked second nationally in receiving yards and receiving touchdowns. He earned Division II All-America honors and was a First Team All-MEC selection.
- In 2015, he started 14 games and had 89 catches for 1,492 yards and 10 touchdowns. He received Division II All-America and First Team All-MEC honors.
- In 2014, he played in 10 games (nine starts) and was a Second Team All-MEC choice after accumulating 36 receptions for 676 yards and a team-high six touchdowns.
- Redshirted the 2013 season.
- As a freshman, he played in 11 games (three starts) and totaled 25 receptions for 323 yards and a team-high five touchdowns. He gained special honorable mention All-WVIAC honors.

BILLY BROWN - NFL REGULAR SEASON STATISTICS

DATE	TEAM	GP	GS	RECEIVING					RUSHING				
				NO.	YDS	AVG	LG	TD	NO.	YDS.	AVG.	LG	TD
2017	Eagles	0	0	0	0	0.0	0	0	0	0.0	0	0	
2018	Colts	0	0	0	0	0.0	0	0	0	0.0	0	0	
TOTALS		0	0	0	0	0.0	0	0	0	0.0	0	0	

48 BILLY BROWN

TIGHT END



BILLY BROWN - NFL POSTSEASON STATISTICS

DATE	TEAM	GP	GS	RECEIVING			RUSHING							
				NO.	YDS	AVG	LG	TD	NO.	YDS.	AVG.	LG	TD	
2018	Colts	0	0	0	0	0.0	0	0	0	0	0.0	0	0	0
TOTALS	0	0	0	0	0	0.0	0	0	0	0	0.0	0	0	0

2017 GAME-BY-GAME REGULAR SEASON STATISTICS (EAGLES)

DATE	OPPONENT	P/S	RECEIVING			ATT	RUSHING			TD	W/L	SCORE
			NO	YDS	LG		TD	YDS	LG			
09/10	at Redskins											
DID NOT PLAY												
2017 TOTALS	0-0		0	0	0	0	0	0	0	0	1-0	

2018 GAME-BY-GAME REGULAR SEASON STATISTICS (COLTS)

DATE	OPPONENT	P/S	RECEIVING			ATT	RUSHING			TD	W/L	SCORE
			NO	YDS	LG		TD	YDS	LG			
12/09	at Texans										W	24-21
12/16	Cowboys										W	23-0
12/23	Giants										W	28-27
12/30	at Titans										W	33-17
2018 TOTALS	0-0		0	0	0	0	0	0	0	0	4-0	

2018 GAME-BY-GAME POSTSEASON STATISTICS (COLTS)

DATE	OPPONENT	P/S	RECEIVING			ATT	RUSHING			TD	W/L	SCORE
			NO	YDS	LG		TD	YDS	LG			
01/05	at Texans										W	21-7
01/12	at Chiefs										L	13-31
2018 TOTALS	0-0		0	0	0	0	0	0	0	0	1-1	

11 DEON CAIN

WIDE RECEIVER



6-2 • 202

NFL EXP: 2 (2nd Year with Colts)

BORN: 8/9/96



CLEMSON



Cain was selected by the Colts in the sixth round (185th overall) of the 2018 NFL Draft.

DOWN THE STRETCH

Pregame rituals: I like to write down my goals and what I want to accomplish that game. I have time to myself before the game to talk to the Lord, listen to music, simple things like that. I need to be stretched out and pray before the game. I make sure I find my mom in the stands before the game and blow her a kiss.

Bucket list items: I still want to travel around the world to foreign countries. I haven't left the country yet.

Favorite TV Show: "Shameless" or "Family Guy"

Favorite Movie: "Black Knight" with Martin Lawrence

Favorite Food: Chicken wings

Players you loved growing up: I was playing running back as a kid, so I looked up to guys like Edgerrin James and Ricky Williams. Once I started to play quarterback, I loved Michael Vick and Donovan McNabb. The list goes on because I've changed my position growing up. Now I look up to Amari Cooper, Odell Beckham Jr., Julio Jones, guys like that.

If you could have dinner with three people, who would you invite: Dr. Martin Luther King, Jr., Michael Jordan and Nelson Mandela.

Best advice you've been given: I just live by the principle that everything is earned. I'm a firm believer in faith. The more work you put in over time, the more it will show and more respect you'll get.

Biggest obstacle you've had to overcome: Mostly just the change of environment and things like that. You go from different places like high school and college and now the NFL. You have to learn how to learn within that culture and how to stand out at the same time.

Is there anything about you that you want people to know: My passion is to make a positive impact to any community that I'm in. I want to be a great influence to people back home in Tampa. I want to have my own charity for single-parent homes and I really want to help out low income families someday. I want to help people with anything they're going through because I went through a lot growing up and I want to give back. Life isn't perfect. At the end of the day, I want to be one of those guys that's seen as a positive person.



@CAINERA1_

11 DEON CAIN

WIDE RECEIVER



FROM STAR QUARTERBACK TO FIVE-STAR RECEIVER

Growing up as a youth running back, Cain made the transition to quarterback upon entering interscholastic athletics. Following a stellar sophomore season as Tampa Bay Tech's starting quarterback, Cain was invited to a 7-on-7 all-star competition that featured the best talent in the state of Florida. Frustrated by what he described as timid play by the wide receivers on his team, Cain asked his coach if he could have a shot at taking on the opposing defensive backs, and the rest is history. Cain made an immediate impact in the camp and went on to become the nation's No. 2 wide receiver recruit in the class of 2015 according to *ESPN.com* despite only registering six receptions in his high school career. "Really, the more I started getting recruited, I was getting a bunch of offers as a wide receiver," Cain said. "I only received six offers as a quarterback and I was told I would make a lot more money at receiver. I loved playing quarterback, but I wanted to stick with committing as a receiver and I went to Clemson and made it official."



REPRESENTING THE BRAND

In recent years, Clemson has been dubbed, 'Wide Receiver U,' because of its ability to grow college recruits into NFL talent. Recent first-round draft picks include Mike Williams, Sammy Watkins and DeAndre Hopkins and multiple Tiger wide receivers have been drafted in the last six years. "Clemson has a lot of hype on getting receivers to the league, and that's the main thing that drew me there. Going to the NFL was always my main goal, so the reputation behind the Clemson name and how they've been able to get guys there is something I wanted to be a part of. I want to put in the work to keep it going."



MOSS'D UP

Before his first ever NFL Training Camp, Cain decided to reach out to a 16-year NFL veteran and first-ballot Pro Football Hall of Famer to try and get some tips. Luckily he kept an important contact from little league football. "I've known Randy (Moss) since I was 10-11 years old. He has just always been there for me." Moss was happy to help out Cain and a few others down in Tampa, Fla. for a week of training over the summer. He tried to hit on every aspect that an NFL wide receiver needs to know. "He showed me how to attack defensive backs' leverages, learn how to run certain routes in different coverages, really just learn more about the NFL and learn how to be a pro."



TAMPA BAY REDEMPTION

After not participating in Clemson's 45-40 loss to Alabama in the 2016 College Football Playoff National Championship Game, Cain was able to seek redemption in the following year's rematch in his hometown of Tampa Bay, Fla. In front of nearly 20 family and friends, Cain caught five passes for 94 yards and helped the Tigers edge the Crimson Tide, 35-31. "We all came in here prepared for a dog fight, and that's what it was," Cain told *ESPN* following the game. "It was a great experience and we could live in this moment forever and tell this to our kids."



NFL HIGHLIGHTS

- Spent the entire 2018 season on Injured Reserve.

COLLEGE HIGHLIGHTS

- Played in 42 games (14 starts) in three seasons as a wide receiver at Clemson.
- Finished his career with 130 receptions for 2,040 yards and 20 touchdowns.
- Tied for fourth in Clemson history in receiving touchdowns.
- Had at least one reception in each of the last 37 games in which he played.
- Earned Third Team All-ACC honors in 2017.
- Played in all 14 games (13 starts) at wide receiver in 2017 and totaled 58 receptions for 734 yards and six touchdowns.
- Played in all 15 games at wide receiver in 2016 and registered 38 receptions for 724 yards and nine touchdowns.
- Played in 13 games (one start) as a freshman in 2015 and recorded 34 receptions for 582 yards and five touchdowns.



@CAINERA1_

11 DEON CAIN

WIDE RECEIVER



PERSONAL

- Attended Tampa Bay (Fla.) Technical High school, where he was a consensus top-50 national player after playing quarterback for most of his high school career.
- As a senior, totaled 1,892 rushing yards, 19 rushing touchdowns and five passing touchdowns.
- Was a AAAAAAA First-Team All-State selection as a senior.
- Named a Second Team All-America selection by *USA Today*.
- Played in the U.S. Army All-American Bowl and had a 54-yard passing touchdown and a 50-yard receiving touchdown.
- *Rivals.com* ranked him as the No. 17 player in the nation and No. 6 player in Florida.
- ESPN ranked him as the No. 2 wide receiver in the nation.
- Majored in sports communication at Clemson.

DEON CAIN - NFL REGULAR SEASON STATISTICS

DATE	TEAM	GP	GS	RECEIVING				NO.	RUSHING				
				NO.	YDS	AVG	LG		TD	YDS.	AVG.	LG	TD
2018	Colts	0	0	0	0	0.0	0	0	0	0.0	0	0	0
TOTALS	0	0	0	0	0	0.0	0	0	0	0.0	0	0	0

DEON CAIN - NFL POSTSEASON STATISTICS

DATE	TEAM	GP	GS	RECEIVING				NO.	RUSHING				
				NO.	YDS	AVG	LG		TD	YDS.	AVG.	LG	TD
2018	Colts	0	0	0	0	0.0	0	0	0	0.0	0	0	0
TOTALS	0	0	0	0	0	0.0	0	0	0	0.0	0	0	0

2018 GAME-BY-GAME REGULAR SEASON STATISTICS (COLTS)

DATE	OPPONENT	P/S	RECEIVING				ATT	RUSHING			TD	W/L	SCORE
			NO	YDS	LG	TD		YDS	LG	TD			
09/09	Bengals										L	23-34	
09/16	at Redskins										W	21-9	
09/23	at Eagles										L	16-20	
09/30	Texans										L	34-37-	
10/04	at Patriots										L	24-38	
10/14	at Jets										L	34-42	
10/21	Bills										W	37-5	
10/28	at Raiders										W	42-28	
11/11	Jaguars										W	29-26	
11/18	Titans										W	38-10	
11/25	Dolphins										W	27-24	
12/02	at Jaguars										L	0-6	
12/09	at Texans										W	24-21	
12/16	Cowboys										W	23-0	
12/23	Giants										W	28-27	
12/30	at Titans										W	33-17	
2018 TOTALS	0-0	0-0	0	0	0	0	0	0	0	0	0	10-6	

+ - Overtime



@CAINERA1_

11 DEON CAIN

WIDE RECEIVER



2018 GAME-BY-GAME POSTSEASON STATISTICS (COLTS)

DATE OPPONENT P/S	NO	RECEIVING		TD	ATT	RUSHING		LG	TD	W/L	SCORE
		YDS	LG			YDS	LG				
01/05 at Texans											
01/12 at Chiefs											
2018 TOTALS	0-0	0	0	0	0	0	0	0	0	1-1	



@CAINERA1_

74 ANTHONY CASTONZO

TACKLE



6-7 • 307

NFL EXP: 9 (9th Year with Colts)

BORN: 8/9/88



BOSTON
COLLEGE



Castonzo was selected by the Colts in the first round (22nd overall) of the 2011 NFL Draft.

DOWN THE STRETCH

Favorite team and/or athlete outside of football:
Chicago Bulls

Favorite music: Anything but country

Hobbies outside of football: Cooking, eating and anything with food. Also movies.

Favorite food: Mom's Sunday red gravy

Favorite movie: "The Godfather: Part II"

What's the one thing you couldn't live without:
Water

Pregame ritual: I go on the early bus and then get my body ready. I really don't have any superstitious rituals. I basically have a set series of events that get my body ready to go.

What's on your bucket list: I just want to travel. I have a lot of places that I want to travel to. I would like to see the Pyramids and the Middle East at some point.

What is your go to karaoke song: One Direction - "What Makes You Beautiful"

Do you have any nicknames: AC is the main one.

Pets: I have a dog named Charles. He is like a fourth generation Mutt. So he has like 30 breeds in him.

Who are your mentors: Gosder Cherilus. He took me under his wing when I was in college as a freshman. He really kind of helped me through college. He was here actually for a couple years and we ended up together again. He mentored me again. So he has helped me out a bunch.

Pet peeve: People who don't know how to drive on the highway.



@ANTHONYCASTONZO

74 ANTHONY CASTONZO

TACKLE



75TH ANNIVERSARY USO TRIP TO JAPAN

On the heels of kicking off its 75th anniversary and Super Bowl 50, both the USO and NFL celebrated another milestone, which was their 50-year partnership. To mark the longstanding relationship, the organization deployed their first USO/NFL team themed tour of the year when Castonzo, former Head Coach Chuck Pagano and three teammates visited service members and military families stationed in Japan in February of 2016. The group visited eight military bases, traveled aboard a naval ship, toured the newly opened USO Camp Kinser and participated in a 75th anniversary USO celebration at USO Camp Hanson.



NFL HIGHLIGHTS

- Has started all 116 games he has played in during his NFL career in Indianapolis.
- In 2018, he started 11 games as the offensive line led the NFL in fewest sacks allowed. In Weeks 7 and 8, he started both games and helped the Colts rush for over 200 yards in back-to-back games, which was the first time in the same season since 1985. Was part of an offensive line that didn't allow a sack in five straight games, which tied the New York Giants (2010) and Tennessee Titans (2008) for the third-longest streak since 1982. Started two postseason games and helped the Colts rush for a postseason franchise-record 200 yards during the AFC Wild Card weekend.
- Started all 16 games at left tackle for the second consecutive season in 2017 and blocked for a Colts offense that averaged 284.6 yards per game as Jacoby Brissett threw for 3,098 yards and 13 touchdowns.
- In 2016, opened rushing lanes for running back Frank Gore to log the team's first 1,000-yard rushing season since 2007.
- Played and started in 66 consecutive games, dating back to his rookie season in 2011. His streak ended following a Week 11 victory at Atlanta on Nov. 22, 2015.
- Participated in 1,090 offensive plays in 2014, which led all NFL players.
- Assisted a Colts offense that set a franchise single-season record for net yards (6,506) and net passing yards (4,894) in 2014.
- Caught his first career pass for a one-yard touchdown on Nov. 16, 2014 against New England. He was the first Colts offensive lineman to score a touchdown dating back to 2008.
- Blocked for quarterback Andrew Luck (2012-14) who threw for the most passing yards (12,957) in the first three seasons of a quarterback's career in NFL history.
- Part of an offensive line that assisted the Colts in averaging 27.5 rushing attempts and 104.4 rushing yards per game in 2012.

WHALEROCK INDUSTRIES EXTERNSHIP

Prior to the start of the 2017 season, Castonzo spent three weeks in Southern California with Whalerock Industries as part of an externship offered by the NFLPA. The goal of the externship is to help prepare players for life after football. Castonzo's interest in computer coding made Whalerock a perfect match. In addition to learning computer technology, coding, web design and app development, Castonzo built his first game, "Defend Your Kingdom" using five programming languages.



Photo courtesy of Apple

COLLEGE HIGHLIGHTS

- Set a school record with 54 career starts on the offensive line at Boston College.
- Was a team captain as a senior and allowed only 1.0 sack during the season. Helped running back Montel Harris lead the conference in rushing while Boston College running backs totaled nine 100-plus yard outings.
- Was an All-America third-team selection by The Associated Press and an All-Atlantic Coast Conference first-team pick.
- As a junior, allowed only 1.0 sack and was an All-ACC first-team selection and *SI.com* honorable mention All-America choice.
- Was a Second Team All-ACC selection and All-Sophomore first-team choice by the *College Football News* in his second year.
- Started every game as a true freshman and was an All-ACC Freshman Team pick by *Sporting News*.
- Holds a degree in biochemistry.
- Was a Rhodes Scholarship candidate, a National Football Foundation National Scholar-Athlete and a finalist for the William V. Campbell Trophy and Lowe's Senior CLASS Award.



@ANTHONYCASTONZO

74 ANTHONY CASTONZO

TACKLE



PERSONAL

- Attended Lake Zurich (Ill.) High School and competed at offensive tackle and defensive tackle while playing basketball and earning all-conference honors in discus.
- Was an Illinois State Athletic Scholar.
- His father, Bill, played football at Illinois and brother, Bill, Jr., played at Drake.
- Regularly supports Riley Hospital for Children through the Miracle Ride and visits to patients.
- Celebrated the USO's 75th anniversary and the 50th anniversary between the organization and the NFL when he traveled to Japan to visit servicemen and women in February of 2016.
- Participated in the Colts annual playground build.
- Takes part as a Colts Community Ticket Block sponsor.
- Supports the Colts holiday shopping spree for low-income youth.
- Has participated in the team's Riley Hospital Caroling event where he sings carols and distributes gifts to patients at the hospital.
- Supports Kids' Voice of Indiana and was the host for the 2013 Golf Classic.
- Has volunteered at the Humane Society of Indianapolis.
- Was a drill leader for the Riley Hospital Change the Play Kickoff event.
- Born in Hawthorn Woods, Ill.

ANTHONY CASTONZO - NFL REGULAR SEASON STATISTICS

DATE	TEAM	GP	GS
2011	Colts	12	12
2012	Colts	16	16
2013	Colts	16	16
2014	Colts	16	16
2015	Colts	13	13
2016	Colts	16	16
2017	Colts	16	16
2018	Colts	11	11
TOTALS		116	116

ANTHONY CASTONZO - NFL POSTSEASON STATISTICS

DATE	TEAM	GP	GS
2012	Colts	1	1
2013	Colts	2	2
2014	Colts	3	3
2018	Colts	2	2
TOTALS		8	8



@ANTHONYCASTONZO



2011 GAME-BY-GAME REGULAR SEASON STATISTICS (COLTS)

DATE	OPPONENT	P/S		W/L	SCORE
09/11	at Texans	S		L	7-34
09/18	Browns	S		L	19-27
09/25	Steelers	S		L	20-23
10/03	at Buccaneers	S		L	17-24
10/09	Chiefs		INACTIVE	L	24-28
10/16	at Bengals		INACTIVE	L	17-27
10/23	at Saints		INACTIVE	L	7-62
10/30	at Titans		INACTIVE	L	10-27
11/06	Falcons	S		L	7-31
11/13	Jaguars	S		L	3-17
11/27	Panthers	S		L	19-27
12/04	at Patriots	S		L	24-31
12/11	at Ravens	S		L	10-24
12/18	Titans	S		W	27-13
12/22	Texans	S		W	19-16
01/01	at Jaguars	S		L	13-19
2011 TOTALS		12-12		2-14	

2012 GAME-BY-GAME REGULAR SEASON STATISTICS (COLTS)

DATE	OPPONENT	P/S		W/L	SCORE
09/09	at Bears	S		L	21-41
09/16	Vikings	S		W	23-20
09/23	Jaguars	S		L	17-22
10/07	Packers	S		W	30-27
10/14	at Jets	S		L	9-35
10/21	Browns	S		W	17-13
10/28	at Titans	S		W	19-13+
11/04	Dolphins	S		W	23-20
11/08	at Jaguars	S		W	27-10
11/18	at Patriots	S		L	24-59
11/25	Bills	S		W	20-13
12/02	at Lions	S		W	35-33
12/09	Titans	S		W	27-23
12/16	at Texans	S		L	17-29
12/23	at Chiefs	S		W	20-13
12/30	Texans	S		W	28-16
2012 TOTALS		16-16		11-5	

+ - Overtime

2013 GAME-BY-GAME REGULAR SEASON STATISTICS (COLTS)

DATE	OPPONENT	P/S		W/L	SCORE
09/08	Raiders	S		W	21-17
09/15	Dolphins	S		L	20-24
09/22	at 49ers	S		W	27-7
09/29	at Jaguars	S		W	37-3
10/06	Seahawks	S		W	34-28
10/14	at Chargers	S		L	9-19
10/20	Broncos	S		W	39-33
11/03	at Texans	S		W	27-24
11/10	Rams	S		L	8-38
11/14	at Titans	S		W	30-27
11/24	at Cardinals	S		L	11-40
12/01	Titans	S		W	22-14
12/08	at Bengals	S		L	28-42
12/15	Texans	S		W	25-3
12/22	at Chiefs	S		W	23-7
12/29	Jaguars	S		W	30-10
2013 TOTALS		16-16		11-5	





2014 GAME-BY-GAME REGULAR SEASON STATISTICS (COLTS)

DATE	OPPONENT	P/S	W/L	SCORE
09/07	at Broncos	S	L	24-31
09/15	Eagles	S	L	27-30
09/21	at Jaguars	S	W	44-17
09/28	Titans	S	W	41-17
10/05	Ravens	S	W	20-13
10/09	at Texans	S	W	33-28
10/19	Bengals	S	W	27-0
10/26	at Steelers	S	L	34-51
11/03	at Giants	S	W	40-24
11/16	Patriots	S	L	20-42
11/23	Jaguars	S	W	23-3
11/30	Redskins	S	W	49-27
12/07	at Browns	S	W	25-24
12/14	Texans	S	W	17-10
12/21	at Cowboys	S	L	7-42
12/28	at Titans	S	W	27-10
2014 TOTALS	16-16		11-5	

2015 GAME-BY-GAME REGULAR SEASON STATISTICS (COLTS)

DATE	OPPONENT	P/S	W/L	SCORE
09/13	at Bills	S	L	14-27
09/21	Jets	S	L	7-20
09/27	at Titans	S	W	35-33
10/04	Jaguars	S	W	16-13+
10/08	at Texans	S	W	27-20
10/18	Patriots	S	L	27-34
10/25	Saints	S	L	21-27
11/02	at Panthers	S	L	26-29+
11/08	Broncos	S	W	27-24
11/22	at Falcons	S	W	24-21
11/29	Buccaneers	S	W	25-12
12/06	at Steelers	S	L	10-45
12/13	at Jaguars	S	L	16-51
12/20	Texans	S	L	10-16
12/27	at Dolphins	S	W	18-12
01/03	Titans	S	W	30-24
2015 TOTALS	13-13		8-8	

+ - Overtime

2016 GAME-BY-GAME REGULAR SEASON STATISTICS (COLTS)

DATE	OPPONENT	P/S	W/L	SCORE
09/11	Lions	S	L	35-39
09/18	at Broncos	S	L	20-34
09/25	Chargers	S	W	26-22
10/02	at Jaguars	S	L	27-30
10/09	Bears	S	W	29-23
10/16	at Texans	S	L	23-26+
10/23	at Titans	S	W	34-26
10/30	Chiefs	S	L	14-30
11/06	at Packers	S	W	31-26
11/20	Titans	S	W	24-17
11/24	Steelers	S	L	7-28
12/05	at Jets	S	W	41-10
12/11	Texans	S	L	17-22
12/18	at Vikings	S	W	34-6
12/24	at Raiders	S	L	25-33
01/01	Jaguars	S	W	24-20
2016 TOTALS	16-16		8-8	

+ - Overtime





2017 GAME-BY-GAME REGULAR SEASON STATISTICS (COLTS)

DATE	OPPONENT	P/S	W/L	SCORE
09/10	at Rams	S	L	9-46
09/17	Cardinals	S	L	13-16+
09/24	Browns	S	W	31-28
10/01	at Seahawks	S	L	18-46
10/08	49ers	S	W	26-23+
10/16	at Titans	S	L	22-36
10/22	Jaguars	S	L	0-27
10/29	at Bengals	S	L	23-24
11/05	at Texans	S	W	20-14
11/12	Steelers	S	L	17-20
11/26	Titans	S	L	16-20
12/03	at Jaguars	S	L	10-30
12/10	at Bills	S	L	7-13+
12/14	Broncos	S	L	13-25
12/23	at Ravens	S	L	16-23
12/31	Texans	S	W	22-13
2017 TOTALS	16-16		4-12	

+ - Overtime

2018 GAME-BY-GAME REGULAR SEASON STATISTICS (COLTS)

DATE	OPPONENT	P/S	W/L	SCORE
09/09	Bengals		L	23-34
09/16	at Redskins		W	21-9
09/23	at Eagles		L	16-20
09/30	Texans		L	34-37+
10/04	at Patriots		L	24-38
10/14	at Jets	S	L	34-42
10/21	Bills	S	W	37-5
10/28	at Raiders	S	W	42-28
11/11	Jaguars	S	W	29-26
11/18	Titans	S	W	38-10
11/25	Dolphins	S	W	27-24
12/02	at Jaguars	S	L	0-6
12/09	at Texans	S	W	24-21
12/16	Cowboys	S	W	23-0
12/23	Giants	S	W	28-27
12/30	at Titans	S	W	33-17
2018 TOTALS	11-11		10-6	

+ - Overtime

2012 GAME-BY-GAME POSTSEASON STATISTICS (COLTS)

DATE	OPPONENT	P/S	W/L	SCORE
01/06	at Ravens	S	L	9-24
2012 TOTALS	1-1		0-1	

2013 GAME-BY-GAME POSTSEASON STATISTICS (COLTS)

DATE	OPPONENT	P/S	W/L	SCORE
01/04	Chiefs	S	W	45-44
01/11	at Patriots	S	L	22-43
2013 TOTALS	2-2		1-1	

2014 GAME-BY-GAME POSTSEASON STATISTICS (COLTS)

DATE	OPPONENT	P/S	W/L	SCORE
01/04	Bengals	S	W	26-10
01/11	at Broncos	S	W	24-13
01/18	at Patriots	S	L	7-45
2014 TOTALS	3-3		2-1	

74

ANTHONY CASTONZO

TACKLE



2018 GAME-BY-GAME POSTSEASON STATISTICS (COLTS)

DATE	OPPONENT	P/S
01/05	at Texans	S
01/12	at Chiefs	S
2018 TOTALS		2-2

W/L SCORE	
W	21-7
L	13-31
1-1	



@ANTHONYCASTONZO

62 LE'RAVEN CLARK

GUARD/TACKLE



6-5 • 311

NFL EXP: 4 (4th Year with Colts)

BORN: 4/22/93



TEXAS TECH



Clark was selected by the Colts in the third round (82nd overall) of the 2016 NFL Draft.

DOWN THE STRETCH

Favorite team and/or athlete outside of football:
Team USA and Rodney Brown

Favorite musician and/or song: Lil Boosie

Hobbies outside of football: Fishing, hunting and furniture making

What is something interesting about you that most people may not know: I make furniture.

Favorite food: Cornbread and milk

Favorite vacation spot: My home of Rockdale, Texas

If you could have lunch with three people, living or dead, who would they be: Bill Dance, Bernie Mac and Red Foxx

Favorite movie: "Forrest Gump"

What's the one thing you couldn't live without:
Football

Pregame ritual: I really don't have a pregame ritual. I just go out to the field and get my pre-stretch in before everyone else and kind of hang out and have time to myself.

What's on your bucket list: I want to do stuff, but it isn't necessarily a bucket list. I don't have to check it off.

Pet Peeve: Loud chewing

Strangest thing that you have ever eaten: I wouldn't consider them strange. I'm from a small country town so we hunt and fish a lot. So squirrels and rabbits are like common things.

Nicknames: Raven, Crow, Meathead, Nibbles. That is just a few.

Mentors: When I first got here, Joe Reitz. I'll give a shout out to Joe.

Favorite TV show: My wife and I have been watching "Chopped" lately or "Beat Bobby Flay."

62 LE'RAVEN CLARK

GUARD/TACKLE



A CRAFTY VETERAN

Clark uses his hands to engage and drive defenders, but he also uses them to create furniture. "Woodworking is just a hobby of mine." He has created furniture for his own house and also uses items he makes as gifts. "The favorite thing that I have built is a dining table I am still working on for my house." He says he buys the materials himself or gets them donated from friends and doesn't sell any of the finished products. Below are two of his most recent creations.



COLLEGE HIGHLIGHTS

- Anchor of the Red Raider offensive line that started all 51 games of his four-year collegiate career.
- Earned Second Team All-America honors from CBS Sports following his senior season.
- Was tabbed a three-time All-Big 12 first-team selection by The Associated Press in each of his three seasons playing at left tackle from 2013-15.
- In 2015, served as one of five team captains and started all 13 games at left tackle.
- Was named a First Team All-Big 12 choice for the third consecutive season by the league's coaches, ESPN and The Associated Press.
- Started 12 games at left tackle in 2014, helping to pave the way for Texas Tech's first 1,000-yard rusher (DeAndre Washington) since 2008.
- Earned All-Big 12 first-team honors for the second straight year.
- Moved over to left tackle from the right guard position in 2013 and started all 13 games there.
- Earned First Team All-Big 12 honors from The Associated Press and All-Big 12 second-team honors from the league's coaches in 2013.
- Played guard his freshman year in 2012 and earned First Team Freshman All-America honors from the Football Writers Association of America.
- Started 13 games at right guard and was part of an offensive line that helped pave the way for Red Raider running backs to rush for 1,674 yards during the regular season.
- Redshirted his initial collegiate season in 2011 and was a member of the scout team.

PERSONAL

- Attended Rockdale (Texas) High School where he was named an Under Armour All-American.
- Ranked as a four-star prospect by *Scout.com* and a three-star recruit by *Rivals.com* and *ESPN.com*.
- Tabbed an all-state selection as a senior.
- Earned District 23-3A honors on both the offensive and defensive lines his junior and senior years.
- Visted Kokomo, Ind. following tornadoes that hit the area in 2016, met with locals and helped load donated food working with the Red Cross.
- Volunteered his time at the team's Hometown Huddle event and participated in fitness activities with kids.
- Read books to local elementary students as part of the Colts Day in Schools event.
- Assisted with the Colts Hunger Relief event and packed meals during the Million Meal Marathon.
- Majored in general studies at Texas Tech.
- A native of Rockdale, Texas.

NFL HIGHLIGHTS

- Has competed in 35 games (12 starts) in three seasons with the Colts.
- Played in 12 games (four starts) in 2018 and helped the offense rush for 104 yards in Week 2. In Week 4, helped protect Andrew Luck during a 464-yard, four touchdown performance.
- In 2017, played in 15 games (five starts) and blocked for a Colts offense that averaged 284.6 yards per game as Jacoby Brissett threw for 3,098 yards and 13 touchdowns in his first full season as a starter.
- Competed in eight games and started three contests at right tackle in his 2016 rookie season. Was part of an offensive line that assisted Frank Gore in rushing for the team's first 1,000-yard rusher since 2007.

62 LE'RAVEN CLARK

GUARD/TACKLE



LE'RAVEN CLARK - NFL REGULAR SEASON STATISTICS

DATE TEAM GP GS

2016	Colts	8	3
2017	Colts	15	5
2018	Colts	12	4
TOTALS		35	12

LE'RAVEN CLARK - NFL POSTSEASON STATISTICS

DATE TEAM GP GS

2018	Colts	0	0
TOTALS		0	0

2016 GAME-BY-GAME REGULAR SEASON STATISTICS (COLTS)

DATE	OPPONENT	P/S	W/L	SCORE
09/11	Lions	P	L	35-39
09/18	at Broncos		L	20-34
09/25	Chargers		W	26-22
10/02	at Jaguars	P	L	27-30
10/09	Bears		W	29-23
10/16	at Texans		L	23-26+
10/23	at Titans	P	W	34-26
10/30	Chiefs		L	14-30
11/06	at Packers	P	W	31-26
11/20	Titans		W	24-17
11/24	Steelers		L	7-28
12/05	at Jets		W	41-10
12/11	Texans	P	L	17-22
12/18	at Vikings	S	W	34-6
12/24	at Raiders	S	L	25-33
01/01	Jaguars	S	W	24-20
2016 TOTALS	8-3		8-8	

+ - Overtime

2017 GAME-BY-GAME REGULAR SEASON STATISTICS (COLTS)

DATE	OPPONENT	P/S	W/L	SCORE
09/10	at Rams	P	L	9-46
09/17	Cardinals	P	L	13-16+
09/24	Browns	P	W	31-28
10/01	at Seahawks	P	L	18-46
10/08	49ers	P	W	26-23+
10/16	at Titans	S	L	22-36
10/22	Jaguars	S	L	0-27
10/29	at Bengals	S	L	23-24
11/05	at Texans	P	W	20-14
11/12	Steelers		L	17-20
11/26	Titans	P	L	16-20
12/03	at Jaguars	P	L	10-30
12/10	at Bills	P	L	7-13+
12/14	Broncos	P	L	13-25
12/23	at Ravens	S	L	16-23
12/31	Texans	S	W	22-13
2017 TOTALS	15-5		4-12	

+ - Overtime



2018 GAME-BY-GAME REGULAR SEASON STATISTICS (COLTS)

DATE OPPONENT P/S		W/L SCORE
09/09 Bengals	INACTIVE	L 23-34
09/16 at Redskins S		W 21-9
09/23 at Eagles S		L 16-20
09/30 Texans S		L 34-37+
10/04 at Patriots S		L 24-38
10/14 at Jets P		L 34-42
10/21 Bills P		W 37-5
10/28 at Raiders P		W 42-28
11/11 Jaguars P		W 29-26
11/18 Titans P		W 38-10
11/25 Dolphins P		W 27-24
12/02 at Jaguars	INACTIVE	L 0-6
12/09 at Texans	INACTIVE	W 24-21
12/16 Cowboys P		W 23-0
12/23 Giants P		W 28-27
12/30 at Titans	ON INACTIVE LIST	W 33-17
2018 TOTALS 12-4		10-6

+- Overtime

2018 GAME-BY-GAME POSTSEASON STATISTICS (COLTS)

DATE OPPONENT P/S		W/L SCORE
01/05 at Texans	INACTIVE	W 21-7
01/12 at Chiefs	INACTIVE	L 13-31
2018 TOTALS 0-0		1-1

32 JALEN COLLINS

CORNERBACK



6-1 • 203

NFL EXP: 3 (2nd Year with Colts)

BORN: 3/20/93

LSU Louisiana State



Collins was originally signed to the Colts practice squad on November 11, 2018.

DOWN THE STRETCH

What is on your bucket list: I want to travel the world.

Pets: I have a dog named Enzo.

Pregame ritual: I like to listen to music. Usually it is newer music, but nothing specific.

Favorite artist: Kendrick Lamar

Favorite vacation spot: The beach

Nicknames: JC, J Car

Favorite food: Shrimp

Favorite TV show: "Family Guy" and "Rick and Morty"

Favorite movie: "Pursuit of Happiness"

What is the best advice you've ever gotten: Don't live off more than half of what you make.

Mentor: Don Patterson

Pet peeves: I don't like when I order shrimp and the restaurant leaves the tail on.

Hidden talents: I can cook and I'm good at Fortnite

What is one thing you can't live without: Music

Favorite athlete growing up: Mike Vick

Hobbies outside of football: Bowling

What is your 'Welcome to the NFL moment': One of my first games I was lined up against Brandon Marshall, who was someone I was a big fan of growing up.

32 JALEN COLLINS

CORNERBACK



SINGLE-GAME HIGHS: DEFENSIVE

Total Tackles	6 at Carolina Panthers, Dec 24, 2016 ...2 more at 6.	Interceptions	1 vs. New Orleans Saints, Jan 01, 2017 ...1 more at 1.
Passes Defensed	3 vs. New Orleans Saints, Jan 01, 2017 ...1 more at 3.	Interception Return Yards	37 at Carolina Panthers, Dec 24, 2016
Tackles For Loss	1 vs. Arizona Cardinals, Nov 27, 2016 ...1 more at 1.	Special Teams Tackles	1 vs. Indianapolis Colts, Nov 22, 2015 ...4 more at 1.

SINGLE-GAME HIGHS - POSTSEASON: DEFENSIVE

Total Tackles	11 vs. New England Patriots, Feb 05, 2017 4 vs. Seattle Seahawks, Jan 14, 2017 3 vs. Green Bay Packers, Jan 22, 2017	Forced Fumbles	1 vs. Green Bay Packers, Jan 22, 2017
Passes Defensed	1 vs. Green Bay Packers, Jan 22, 2017 ...1 more at 1.	Fumble Recoveries	1 vs. Green Bay Packers, Jan 22, 2017

2015 GAME-BY-GAME REGULAR SEASON STATISTICS (FALCONS)

DATE	OPPONENT	TACKLES							INTERCEPTIONS					FUMBLES			ST					MISC		SCORE		
		TK	S	A	SK	YDS	TFL	YDS	QBH	NO	YDS	LG	TD	PD	FF	FR	YDS	TK	S	A	FF	FR	S		A	W/L
09/14	Eagles	P	2	2	0	0.0	0.0	0	0	0	0	0	0	0	0	0	0	0	0	0	0	0	0	0	W	26-24
09/20	at Giants	P	0	0	0	0.0	0.0	0	0	0	0	0	0	0	0	0	0	0	0	0	0	0	0	0	W	24-20
09/27	at Cowboys	P	0	0	0	0.0	0.0	0	0	0	0	0	0	0	0	0	0	1	1	0	0	0	0	0	W	39-28
10/04	Texans	P	1	1	0	0.0	0.0	0	0	0	0	0	0	0	0	0	0	1	1	0	0	0	0	0	W	48-21
10/11	Redskins	P	0	0	0	0.0	0.0	0	0	0	0	0	0	0	0	0	0	1	1	0	0	0	0	0	W	25-19+
10/15	at Saints	P	0	0	0	0.0	0.0	0	0	0	0	0	0	0	0	0	0	0	0	0	0	0	0	0	L	21-31
10/25	at Titans	S	0	0	0	0.0	0.0	0	0	0	0	0	0	0	0	0	0	0	0	0	0	0	0	0	W	10-7
11/01	Buccaneers	P	0	0	0	0.0	0.0	0	0	0	0	0	0	0	0	0	0	0	0	0	0	0	0	0	L	20-23+
11/08	at 49ers	S	4	4	0	0.0	0.0	0	0	0	0	0	0	0	0	0	0	1	1	0	0	0	0	0	L	16-17
11/22	Colts	P	3	3	0	0.0	0.0	0	0	0	0	0	0	0	0	0	0	1	1	0	0	0	0	0	L	21-24
11/29	Vikings	P	1	1	0	0.0	0.0	0	0	0	0	0	0	0	0	0	0	0	0	0	0	0	0	0	L	10-20
12/06	at Buccaneers	P	1	1	0	0.0	0.0	0	0	0	0	0	0	0	0	0	0	0	0	0	0	0	0	0	L	19-23
12/13	at Panthers	P	0	0	0	0.0	0.0	0	0	0	0	0	0	0	0	0	0	0	0	0	0	0	0	0	L	0-38
12/20	at Jaguars	P	0	0	0	0.0	0.0	0	0	0	0	0	0	0	0	0	0	0	0	0	0	0	0	0	W	23-17
12/27	Panthers	P	0	0	0	0.0	0.0	0	0	0	0	0	0	0	0	0	0	0	0	0	0	0	0	0	W	20-13
01/03	Saints	P	0	0	0	0.0	0.0	0	0	0	0	0	0	0	0	0	0	0	0	0	0	0	0	0	L	17-20
2015 TOTALS	16-2		12	12	0	0.0	0.0	0	0	0	0	0	0	0	0	0	0	5	5	0	0	0	0	0	0	8-8

-- Over-time

2016 GAME-BY-GAME REGULAR SEASON STATISTICS (FALCONS)

DATE	OPPONENT	TACKLES							INTERCEPTIONS					FUMBLES			ST					MISC		SCORE			
		TK	S	A	SK	YDS	TFL	YDS	QBH	NO	YDS	LG	TD	PD	FF	FR	YDS	TK	S	A	FF	FR	S		A	W/L	
09/11	Buccaneers																									L	24-31
09/18	at Raiders																									W	35-28
09/26	at Saints																									W	45-32
10/02	Panthers																									W	48-33
10/09	at Broncos																									W	23-16
10/16	at Seahawks																									L	24-26
10/23	Chargers	P	0	0	0	0.0	0.0	0	0	0	0	0	0	0	0	0	0	0	0	0	0	0	0	0	L	30-33+	
10/30	Packers																									W	33-32
11/03	at Buccaneers	P	2	2	0	0.0	0.0	0	0	0	0	0	1	0	0	0	0	0	0	0	0	0	0	0	0	W	43-28
11/13	at Eagles	S	6	6	0	0.0	0.0	1	2	0	0	0	0	0	0	0	0	0	0	0	0	0	0	0	L	15-24	
11/27	Cardinals	S	6	4	2	0.0	0.0	1	13	0	0	0	0	3	0	0	0	0	0	0	0	0	0	0	W	38-19	
12/04	Chiefs	S	1	1	0	0.0	0.0	0	0	0	0	0	1	0	0	0	0	0	0	0	0	0	0	0	L	28-29	
12/11	at Rams	S	5	4	1	0.0	0.0	0	0	0	0	0	0	0	0	0	0	0	0	0	0	0	0	0	W	42-14	
12/18	49ers																									W	41-13
12/24	at Panthers	S	6	6	0	0.0	0.0	0	0	0	1	37	37	0	2	0	0	0	0	0	0	0	0	0	W	33-16	
01/01	Saints	S	5	5	0	0.0	0.0	0	0	0	1	0	0	0	3	0	0	0	0	0	0	0	0	0	W	38-32	
2016 TOTALS	8-6		31	28	3	0.0	0.0	2	15	0	2	37	37	0	10	0	0	0	0	0	0	0	0	0	0	11-5	

-- Over-time

35 PIERRE DESIR

CORNERBACK




(duh-ZEER)

6-1 • 192

NFL EXP: 6 (3rd Year with Colts)

BORN: 9/8/90



LINDENWOOD



Desir was claimed by the Colts off waivers from Seattle on September 3, 2017.

DOWN THE STRETCH

Favorite team and/or athlete outside of football: Kobe Bryant

Favorite musician and/or song: Michael Jackson - "P.Y.T."

What is something interesting about you that most people may not know: I train athletes on my own (even outside of football).

Favorite food: Any Haitian food

Favorite vacation spot: Hawaii

Favorite TV show: I like "Game of Thrones," "The Walking Dead," "Blackish" and "This is Us."

If you could have lunch with three people, living or dead, who would they be: Michael Jackson, Kobe Bryant and Dr. Martin Luther King, Jr.

What's the one thing you couldn't live without: My family

What is your pregame ritual: I think it starts the week of the game. I have to get at least two massages a week. I try to eat the same meals throughout the week, and in the pregame meal, I try to eat the same thing. I try to eat grilled chicken, spaghetti and have a cup of cantaloupe. I do the same thing every time.

What's on your bucket list: Going to Japan. I've always wanted to go. I just like the culture. I'm very interested in the culture and just being around the surroundings and the people. Definitely a place that I want to go take my family as well.

What inspired your switch from soccer to football and when did that happen: The switch happened in high school. I stopped playing soccer my freshman year and started playing football. I wanted a different challenge. It was something new. Most of my friends played it, so I just wanted to stick around with my friends and just have fun with them. So it was really just them pushing me to try the new sport. My parents, they didn't like it. They felt soccer was a lot safer. My dad played professionally for Haiti. I just took a chance, took a leap of faith and just wanted to play with my friends and try something new.

35 PIERRE DESIR

CORNERBACK

(duh-ZEER)



DOWN THE STRETCH CONT...

Did it take a while to catch on to football?

I did everything wrong. Whatever you think. I had the pads wrong. Back in the day it was the hit pads. I didn't know how the hit pads worked. I wore soccer cleats for awhile before I transitioned. I thought it was the same cleats. It took a little bit of time, but I think once I actually got the hang of things and got the concepts of how to actually play football, I just ran with it.

What was your most memorable football moment?

My most memorable game moment was intercepting Ben Roethlisberger, but the most memorable moment would be getting drafted. When you're finally able to reach your dream, it was just an emotional feeling for me and all the people that supported me throughout my career leading up to that point.

What is your source of motivation to reach the NFL?

My source of motivation is my family. My family and a couple of my friends helped to really keep me pushing. They all know how important this dream of mine is – to play in the NFL – and they've always been motivating me and been my support system. So my family has definitely supported me and kept me motivated, even when the times are hard – being cut, being injured. Always just kept things in perspective and kept me positive throughout that journey.

PIERRE'S ODD JOB

Desir worked at a temp agency in Saint Charles, Mo. It was the year he was sitting out of football. It was flood season in Missouri and an apartment complex got flooded. The job required Desir to travel to the agency and then hopefully be picked for a job. "You could go up there and not get picked," said Desir. "So you go up there about 6 a.m., they pick you and say, 'Hey, you got this job today.' So you don't know what the job is really until you get there." On the particular day during flood season, Desir got to the temp agency, they gave him boots and said, "You have to get all this stuff from the basement out and you have to get all the water drained from the basement area." Unfortunately for Desir, the filth was up to his knees. He credits that as his worst job and one experience he used to keep him motivated to play football.

HIS MOTTO P.U.S.H.

Every player has something that keeps them moving forward. For Desir, it comes from a simple acronym that he created in high school. "I was a teen father in high school and didn't get a Division I scholarship so I was trying to figure out a way to get myself to the point of reaching my goals." P.U.S.H. stands for persistence, utilizing your opportunity, sacrifice and hustle. Coming from two immigrant parents who have worked hard for everything they've earned, he wanted to create a concept for the grind. "I felt like P.U.S.H. and breaking down everything that meant has helped me throughout high school, college and even right now."



GOING CAMPING

Desir wants to make an impact on the younger generation. "I like to be involved in the community and help the kids any way I can." He helps train kids and hosted his first football camp in the summer of 2018 at his alma mater. "My first camp was at Lindenwood University. It was really exciting. It was a free camp and I had a couple of players come." He hosted his second annual camp in May 2019. He thinks when his career is over he can continue making an impact. "That's something that I want to do after football. Something like personal training or skills specialization training. I got into it last year and found that it is what I like to do."

PIERRE DESIR'S FREE DAY CAMP

USA FOOTBALL
Saturday
May
20th

LINDENWOOD
UNIVERSITY

9:30 AM
TO
12:00 PM



REGISTER AT:
FOOTBALL.LINDENWOODLIONS.CAMPS.COM

 @PIERRE_DESIR

 @PIERREDESIR28

35 PIERRE DESIR

CORNERBACK

(duh-ZEER)



NFL HIGHLIGHTS

- Has competed in 49 games (25 starts) in four seasons with the Colts, Chargers and Browns. Totaled 159 tackles (122 solo), 2.0 tackles for loss, two interceptions, 23 passes defended, two forced fumbles and one fumble recovery.
- In 2018, he appeared in 16 games (12 starts) and had 79 tackles (60 solo), 2.0 tackles for loss, one interception, eight passes defended, two forced fumbles and one fumble recovery. In Week 6, he tied for the team-high in tackles with nine (eight solo) and had one forced fumble. Started two postseason games and had 11 tackles (eight solo) and one pass defended.
- In 2017 with the Colts, competed in nine games (six starts) and totaled 32 tackles (21 solo), one interception and seven passes defended before being placed on Injured Reserve on December 4.
- Saw action in five games in 2016 with the Chargers and recorded three solo tackles and one pass defended.
- Played in 14 games (six starts) for the Browns in 2015 and tallied 36 tackles (29 solo) and five passes defended.
- As a rookie with the Browns in 2014, played in five games (one start) and tallied nine solo tackles and two passes defended.

COLLEGE HIGHLIGHTS

- Played in 21 games in two seasons at Lindenwood (2012-13) and totaled 93 tackles (66 solo), 3.5 tackles for loss, 1.0 sack, 30 passes defended, 13 interceptions (one returned for a touchdown), one forced fumble and one fumble recovery.
- In 2013, played in nine games and registered 33 tackles (27 solo), 1.0 tackle for loss, 12 passes defended, four interceptions, one fumble forced and one fumbled recovery.
- In 2012, started all 12 games and tallied 60 tackles (39 solo), 2.5 tackles for loss, 1.0 sack, 18 passes defended (tied for NCAA Division II lead), nine interceptions (most in the MIAA) and one interception returned for a touchdown.
- Prior to transferring to Lindenwood, played two seasons at Washburn University where he ranks third all-time in school history with 12 career interceptions.
- At Washburn in 2010, recorded 46 tackles, 5.5 tackles for loss, 2.0 sacks, five interceptions, one fumble recovery and one forced fumble.
- Was named a Second Team All-America choice and a First Team All-MIAA selection as a freshman in 2009 after tallying 33 tackles, seven interceptions (conference leader), two forced fumbles and one fumble recovery.
- Redshirted the 2008 season.

PERSONAL

- Attended Francis Howell Central High School in Cottleville, Mo. where he was an all-state selection at defensive back and first-team all-league choice during his junior and senior seasons.
- Averaged 37.8 yards per kickoff return and 8.9 yards per punt return as a senior and was named Special Teams Player of the Year.
- Was a secondary education/history major at Lindenwood.
- A native of Port-au-Prince, Haiti.

ADDITIONAL TRANSACTIONS

- Waived by the Seattle Seahawks on September 2, 2017.
- Signed by the Seahawks as a free agent on January 16, 2017.
- Waived by the San Diego Chargers on October 29, 2016.
- Signed by the Chargers as a free agent on October 25, 2016.
- Waived by San Diego on October 22, 2016.
- Claimed by the Chargers off waivers from Cleveland on September 4, 2016.
- Waived by the Cleveland Browns on September 3, 2016.
- Selected by the Browns in the fourth round (127th overall) of the 2014 NFL Draft.



@PIERRE_DESIR



@PIERREDESIR28



PIERRE DESIR - NFL REGULAR SEASON STATISTICS

DATE TEAM	GP	GS	TACKLES							INTERCEPTIONS					FUMBLES					ST			MISC		
			TK	S	A	TFL	YDS	SK	YDS	QBH	NO	YDS	LG	TD	PD	FF	FR	YDS	TK	S	A	FF	FR	S	A
2014 Browns	5	1	9	9	0	0	0.0	0.0	0	0	0	0	0	0	0	0	0	0	0	0	0	0	0	0	0
2015 Browns	14	6	36	29	7	0	0	0.0	0.0	0	0	0	0	0	0	5	0	0	0	1	1	0	0	0	0
2016 Chargers	5	0	3	3	0	0	0	0.0	0.0	0	0	0	0	0	1	0	0	0	0	0	0	0	0	0	0
2017 Colts	9	6	32	21	11	0	0	0.0	0.0	0	1	0	0	0	7	0	0	0	0	0	0	0	0	0	0
2018 Colts	16	12	79	60	19	2	4	0.0	0.0	0	1	1	1	0	8	2	1	0	0	0	0	0	0	0	0
TOTALS	49	25	159	122	37	2	4	0.0	0.0	0	2	1	1	0	23	2	1	0	1	1	0	0	0	0	0

PIERRE DESIR - NFL POSTSEASON STATISTICS

DATE TEAM	GP	GS	TACKLES							INTERCEPTIONS					FUMBLES					ST			MISC		
			TK	S	A	TFL	YDS	SK	YDS	QBH	NO	YDS	LG	TD	PD	FF	FR	YDS	TK	S	A	FF	FR	S	A
2018 Colts	2	2	11	8	3	0	0	0.0	0.0	0	0	0	0	0	1	0	0	0	0	0	0	0	0	0	0
TOTALS	2	2	11	8	3	0	0	0.0	0.0	0	0	0	0	0	1	0	0	0	0	0	0	0	0	0	0

SINGLE-GAME HIGHS: DEFENSIVE

- Total Tackles** 12 vs. Denver Broncos, Oct 18, 2015
9 at New York Jets, Oct 14, 2018
8 at Jacksonville Jaguars, Dec 02, 2018
...1 more at 8.
- Passes Defensed** 3 at Washington Redskins, Sep 16, 2018
...2 more at 3.
- Forced Fumbles** 1 vs. Dallas Cowboys, Dec 16, 2018
...1 more at 1.
- Fumble Recoveries** 1 at Washington Redskins, Sep 16, 2018
- Tackles For Loss** 1 vs. Tennessee Titans, Nov 18, 2018
...1 more at 1.
- Interceptions** 1 vs. Houston Texans, Sep 30, 2018
...1 more at 1.
- Interception Return Yards** 1 vs. Houston Texans, Sep 30, 2018
- Special Teams Tackles** 1 at Kansas City Chiefs, Dec 27, 2015

SINGLE-GAME HIGHS - POSTSEASON: DEFENSIVE

- Total Tackles** 6 at Kansas City Chiefs, Jan 12, 2019
5 at Houston Texans, Jan 05, 2019
- Passes Defensed** 1 at Kansas City Chiefs, Jan 12, 2019

2014 GAME-BY-GAME REGULAR SEASON STATISTICS (BROWNS)

DATE OPPONENT	TK	S	A	TACKLES				INTERCEPTIONS					FUMBLES			ST			MISC								
				SK	YDS	TFL	YDS	QBH	NO	YDS	LG	TD	PD	FF	FR	YDS	TK	S	A	FF	FR	S	A	W/L	SCORE		
09/07 at Steelers																								L	27-30		
09/14 Saints																									W	26-24	
09/21 Ravens																									L	21-23	
10/05 at Titans																									W	29-28	
10/12 Steelers																									W	31-10	
10/19 at Jaguars																									L	6-24	
10/26 Raiders																									W	23-13	
11/02 Buccaneers																									W	22-17	
11/06 at Bengals																									W	24-3	
11/16 Texans																									L	7-23	
11/23 at Falcons																									W	26-24	
11/30 at Bills	P	0	0	0	0.0	0.0	0	0	0	0	0	0	0	0	0	0	0	0	0	0	0	0	0	0	0	L	10-26
12/07 Colts	P	0	0	0	0.0	0.0	0	0	0	0	0	0	0	0	0	0	0	0	0	0	0	0	0	0	0	L	24-25
12/14 Bengals	P	2	2	0	0.0	0.0	0	0	0	0	0	0	0	0	0	0	0	0	0	0	0	0	0	0	0	L	0-30
12/21 at Panthers	S	7	7	0	0.0	0.0	0	0	0	0	0	0	0	2	0	0	0	0	0	0	0	0	0	0	0	L	13-17
12/28 at Ravens	P	0	0	0	0.0	0.0	0	0	0	0	0	0	0	0	0	0	0	0	0	0	0	0	0	0	0	L	10-20
2014 TOTALS	5-1	9	9	0	0.0	0.0	0	0	0	0	0	0	0	2	0	0	0	0	0	0	0	0	0	0	0	0	7-9



35 PIERRE DESIR CORNERBACK

(duh-ZEER)



2015 GAME-BY-GAME REGULAR SEASON STATISTICS (BROWNS)

DATE	OPPONENT	P	TACKLES							INTERCEPTIONS					FUMBLES			ST				MISC			A/W/L	SCORE
			TK	S	A	SK	YDS	TFL	YDS	QBH	NO	YDS	LG	TD	PD	FF	FR	YDS	TK	S	A	FF	FR	S		
09/13	at Jets	P	0	0	0	0.0	0.0	0	0	0	0	0	0	0	0	0	0	0	0	0	0	0	0	0	L	10-31
09/20	Titans	P	0	0	0	0.0	0.0	0	0	0	0	0	0	0	0	0	0	0	0	0	0	0	0	0	W	28-14
09/27	Raiders	P	2	2	0	0.0	0.0	0	0	0	0	0	1	0	0	0	0	0	0	0	0	0	0	0	L	20-27
10/04	at Chargers	S	5	4	1	0.0	0.0	0	0	0	0	0	3	0	0	0	0	0	0	0	0	0	0	0	L	27-30
10/11	at Ravens	P	2	0	2	0.0	0.0	0	0	0	0	0	0	0	0	0	0	0	0	0	0	0	0	0	W	33-30+
10/18	Broncos	S	12	10	2	0.0	0.0	0	0	0	0	0	1	0	0	0	0	0	0	0	0	0	0	0	L	23-26+
10/25	at Rams	S	1	1	0	0.0	0.0	0	0	0	0	0	0	0	0	0	0	0	0	0	0	0	0	0	L	6-24
11/01	Cardinals	P	0	0	0	0.0	0.0	0	0	0	0	0	0	0	0	0	0	0	0	0	0	0	0	0	L	20-34
11/05	at Bengals	S	4	2	2	0.0	0.0	0	0	0	0	0	0	0	0	0	0	0	0	0	0	0	0	0	L	10-31
11/15	at Steelers	S	2	2	0	0.0	0.0	0	0	0	0	0	0	0	0	0	0	0	0	0	0	0	0	0	L	9-30
11/30	Ravens																								L	27-33
12/06	Bengals	P	1	1	0	0.0	0.0	0	0	0	0	0	0	0	0	0	0	0	0	0	0	0	0	0	L	3-37
12/13	49ers																								W	24-10
12/20	at Seahawks	P	2	2	0	0.0	0.0	0	0	0	0	0	0	0	0	0	0	0	0	0	0	0	0	0	L	13-30
12/27	at Chiefs	P	0	0	0	0.0	0.0	0	0	0	0	0	0	0	0	0	0	1	1	0	0	0	0	0	L	13-17
01/03	Steelers	S	5	5	0	0.0	0.0	0	0	0	0	0	0	0	0	0	0	0	0	0	0	0	0	0	L	12-28
2015 TOTALS		14-6	36	29	7	0.0	0.0	0	0	0	0	0	0	5	0	0	0	1	1	0	0	0	0	0	0	3-13

+ - Overtime

2016 GAME-BY-GAME REGULAR SEASON STATISTICS (CHARGERS)

DATE	OPPONENT	P	TACKLES							INTERCEPTIONS					FUMBLES			ST				MISC			A/W/L	SCORE
			TK	S	A	SK	YDS	TFL	YDS	QBH	NO	YDS	LG	TD	PD	FF	FR	YDS	TK	S	A	FF	FR	S		
09/11	at Chiefs	P	0	0	0	0.0	0.0	0	0	0	0	0	0	0	0	0	0	0	0	0	0	0	0	0	L	27-33+
09/18	Jaguars	P	1	1	0	0.0	0.0	0	0	0	0	0	1	0	0	0	0	0	0	0	0	0	0	0	W	38-14
09/25	at Colts	P	0	0	0	0.0	0.0	0	0	0	0	0	0	0	0	0	0	0	0	0	0	0	0	0	L	22-26
10/02	Saints	P	2	2	0	0.0	0.0	0	0	0	0	0	0	0	0	0	0	0	0	0	0	0	0	0	L	34-35
10/09	at Raiders	P	0	0	0	0.0	0.0	0	0	0	0	0	0	0	0	0	0	0	0	0	0	0	0	0	L	31-34
10/13	Broncos																								W	21-13
10/23	at Falcons																								W	33-30+
10/30	at Broncos																								L	19-27
11/06	Titans																								W	43-35
11/13	Dolphins																								L	24-31
11/27	at Texans																								W	21-13
12/04	Buccaneers																								L	21-28
12/11	at Panthers																								L	16-28
12/18	Raiders																								L	16-19
12/24	at Browns																								L	17-20
01/01	Chiefs																								L	27-37
2016 TOTALS		5-0	3	3	0	0.0	0.0	0	0	0	0	0	0	1	0	0	0	0	0	0	0	0	0	0	0	5-11

+ - Overtime

2017 GAME-BY-GAME REGULAR SEASON STATISTICS (COLTS)

DATE	OPPONENT	P	TACKLES							INTERCEPTIONS					FUMBLES			ST				MISC			A/W/L	SCORE
			TK	S	A	SK	YDS	TFL	YDS	QBH	NO	YDS	LG	TD	PD	FF	FR	YDS	TK	S	A	FF	FR	S		
09/10	at Rams																								L	9-46
09/17	Cardinals																								L	13-16+
09/24	Browns	S	6	2	4	0.0	0.0	0	0	0	0	0	1	0	0	0	0	0	0	0	0	0	0	0	W	31-28
10/01	at Seahawks	P	0	0	0	0.0	0.0	0	0	0	0	0	0	0	0	0	0	0	0	0	0	0	0	0	L	18-46
10/08	49ers	P	1	0	1	0.0	0.0	0	0	0	0	0	0	0	0	0	0	0	0	0	0	0	0	0	W	26-23+
10/16	at Titans	P	0	0	0	0.0	0.0	0	0	0	0	0	0	0	0	0	0	0	0	0	0	0	0	0	L	22-36
10/22	Jaguars																								L	0-27
10/29	at Bengals	S	4	3	1	0.0	0.0	0	0	0	0	0	0	0	0	0	0	0	0	0	0	0	0	0	L	23-24
11/05	at Texans	S	3	2	1	0.0	0.0	0	0	0	0	0	3	0	0	0	0	0	0	0	0	0	0	0	W	20-14
11/12	Steelers	S	8	6	2	0.0	0.0	0	0	1	0	0	2	0	0	0	0	0	0	0	0	0	0	0	L	17-20
11/26	Titans	S	7	5	2	0.0	0.0	0	0	0	0	0	0	0	0	0	0	0	0	0	0	0	0	0	L	16-20
12/03	at Jaguars	S	3	3	0	0.0	0.0	0	0	0	0	0	1	0	0	0	0	0	0	0	0	0	0	0	L	10-30
12/10	at Bills																								L	7-13+
12/14	Broncos																								L	13-25
12/23	at Ravens																								L	16-23
12/31	Texans																								W	22-13
2017 TOTALS		9-6	32	21	11	0.0	0.0	0	0	1	0	0	7	0	0	0	0	0	0	0	0	0	0	0	0	4-12

+ - Overtime





(duh-ZEER)

2018 GAME-BY-GAME REGULAR SEASON STATISTICS (COLTS)

DATE	OPPONENT	TK	TACKLES					INTERCEPTIONS					FUMBLES			ST				MISC			SCORE			
			S	A	SK	YDS	TFL	YDS	QBH	NO	YDS	LG	TD	PD	FF	FR	YDS	TK	S	A	FF	FR		S	A	W/L
09/09	Bengals	P	0	0	0	0.0	0.0	0	0	0	0	0	0	0	0	0	0	0	0	0	0	0	0	0	L	23-34
09/16	at Redskins	S	4	2	2	0.0	0.0	1	2	0	0	0	0	0	0	3	0	1	0	0	0	0	0	0	W	21-9
09/23	at Eagles	P	4	2	2	0.0	0.0	0	0	0	0	0	0	0	0	0	0	0	0	0	0	0	0	0	L	16-20
09/30	Texans	P	5	5	0	0.0	0.0	0	0	0	1	1	1	0	1	0	0	0	0	0	0	0	0	0	L	34-37+
10/04	at Patriots	S	6	1	5	0.0	0.0	0	0	0	0	0	0	0	0	0	0	0	0	0	0	0	0	0	L	24-38
10/14	at Jets	S	9	8	1	0.0	0.0	0	0	0	0	0	0	0	0	0	1	0	0	0	0	0	0	0	L	34-42
10/21	Bills	S	4	4	0	0.0	0.0	0	0	0	0	0	0	0	0	0	0	0	0	0	0	0	0	0	W	37-5
10/28	at Raiders	P	7	5	2	0.0	0.0	0	0	0	0	0	0	0	0	0	0	0	0	0	0	0	0	0	W	42-28
11/11	Jaguars	S	3	2	1	0.0	0.0	0	0	0	0	0	0	0	1	0	0	0	0	0	0	0	0	0	W	29-26
11/18	Titans	S	7	6	1	0.0	0.0	1	2	0	0	0	0	0	0	0	0	0	0	0	0	0	0	0	W	38-10
11/25	Dolphins	S	2	2	0	0.0	0.0	0	0	0	0	0	0	0	0	0	0	0	0	0	0	0	0	0	W	27-24
12/02	at Jaguars	S	8	6	2	0.0	0.0	0	0	0	0	0	0	0	0	0	0	0	0	0	0	0	0	0	L	0-6
12/09	at Texans	S	3	2	1	0.0	0.0	0	0	0	0	0	0	0	1	0	0	0	0	0	0	0	0	0	W	24-21
12/16	Cowboys	S	7	7	0	0.0	0.0	0	0	0	0	0	0	0	1	1	0	0	0	0	0	0	0	0	W	23-0
12/23	Giants	S	4	4	0	0.0	0.0	0	0	0	0	0	0	0	1	0	0	0	0	0	0	0	0	0	W	28-27
12/30	at Titans	S	6	4	2	0.0	0.0	0	0	0	0	0	0	0	0	0	0	0	0	0	0	0	0	0	W	33-17
2018 TOTALS	16-12		79	60	19	0.0	0.0	2	4	0	1	1	1	0	8	2	1	0	0	0	0	0	0	0	0	10-6

+ - Overtime

2018 GAME-BY-GAME POSTSEASON STATISTICS (COLTS)

DATE	OPPONENT	TK	TACKLES					INTERCEPTIONS					FUMBLES			ST				MISC			SCORE				
			S	A	SK	YDS	TFL	YDS	QBH	NO	YDS	LG	TD	PD	FF	FR	YDS	TK	S	A	FF	FR		S	A	W/L	
01/05	at Texans	S	5	4	1	0.0	0.0	0	0	0	0	0	0	0	0	0	0	0	0	0	0	0	0	0	0	W	21-7
01/12	at Chiefs	S	6	4	2	0.0	0.0	0	0	0	0	0	0	0	1	0	0	0	0	0	0	0	0	0	0	L	13-31
2018 TOTALS	2-2		11	8	3	0.0	0.0	0	0	0	0	0	0	0	1	0	0	0	0	0	0	0	0	0	0	1-1	



84 JACK DOYLE

TIGHT END



6-6 • 262

NFL EXP: 7 (7th Year with Colts)

BORN: 5/5/90



INDIANAPOLIS
(CATHEDRAL HS)



WESTERN
KENTUCKY



Doyle was claimed by the Colts off waivers from Tennessee on September 1, 2013.

DOWN THE STRETCH

Favorite team and/or athlete outside of football:
Indiana Pacers

Favorite musician and/or song: Eric Church

Do you have any hidden talents: No, I am extremely boring. I play football and I go home.

If you could have lunch with three people, living or dead, who would they be: I would choose four, all four of my grandparents.

Favorite movie: "Forrest Gump"

What's the one thing you couldn't live without:
Family

Do you have any pets: I have two dogs and a cat. We have two Great Danes, Stella and Dottie. They're four and three. Then I have a cat named Ralph. They get along for the most part. They're a lot of fun.

What is your pregame ritual: My pregame ritual is pretty much just doing the same thing every time, which is I go out with the tight ends two hours before and do the same routine every week. I try and keep it the same. I usually eat the same thing once I establish it early in the season. It's whatever they're serving us. I just try to keep it the same, whatever that is.

What's on your bucket list: I want to go to Ireland. I've never been to Ireland. I'm obviously Irish and I think that would be a fun trip.

Did you have a "welcome to the NFL" moment: Getting cut after my rookie camp in Tennessee and then getting claimed by my hometown team. So that was pretty cool driving up from Nashville to here and practicing with the Colts that first Monday. I was surprised, thankful and lucky. That was my 'Welcome to the NFL' moment with getting cut and then 24 hours later getting picked up by your hometown team.

Who do you model your game after: I watch a lot of different tight ends and try to pick up different things from different guys who do stuff well. I watched Dallas Clark with him being a great tight end here. Then Jason Witten always comes to mind. I think he is the best to ever do it and be an all-around tight end.

Do you have any mentors: My high school coach, Coach John O'Hara, was a huge influence on me at Cathedral.

@DOYLEJACK84

@JACKDOYLE_84



HOMETOWN HERO



Doyle, a graduate of Cathedral High School just 11.5 miles away from Lucas Oil Stadium, is thrilled to be playing for his hometown team. "It's something you dream about as a kid. I try not to think about it too much and just try and play football. But it's definitely something when my career is over and I can look back and reflect, it's something that I will truly, truly appreciate and realize how lucky I am."

NFL HIGHLIGHTS

- Has competed in 84 games (42 starts) in his Colts career and has totaled 200 receptions for 1,728 yards and 14 touchdowns.
- Started six games in 2018 and had 26 receptions for 245 yards and two touchdowns. In Week 8, he led the team in receiving with six receptions for 70 yards and one touchdown. Was placed on Injured Reserve on November 26.
- He was named the Colts Ed Block Courage Award recipient in 2018. The award is an annual recognition for courageous play and contributions to the community. Doyle and his wife established the Jack and Casie Doyle Tuition Assistance Grant at his alma mater Cathedral High School to provide half scholarships for two incoming Cathedral freshman. He also hosted a birthday party for homeless youth from the Dayspring Center in the Fall.
- In 2017 with the Colts, started all 15 games he played in and caught a career-high 80 passes for a career-best 690 yards and four touchdowns. He passed Dallas Clark for the second-most receptions by a tight end in a single season in Colts history and was named to his first career Pro Bowl.
- Competed in all 16 games (14 starts) in 2016 and posted career numbers with then single-season highs in receptions (59), receiving yards (584) and touchdowns (five). His 59 receptions were then the fourth most by a tight end in a single season in franchise history.
- Among players with at least 50 targets, he ranked ninth in the NFL (first among tight ends) with a 78.7 catch percentage.
- In 16 games (two starts) in 2015, caught 12 passes for 72 yards and one touchdown. Also added one special teams tackle.
- In 2014, competed in all 16 games (one start) for the first time in his career and caught 18 passes for 118 yards and two touchdowns. Added six receptions for 23 yards in three postseason contests.
- Competed in 15 games (four starts) in 2013 and compiled five receptions for 19 yards while adding three special teams tackles.

WALK WITH JACK DOYLE

While leading a special team's meeting in 2014, then Special Teams Coordinator Tom McMahon's innocence led to the term "Walk with Jack Doyle" after he was unable to identify what the "WWJD" meant on one of the player's bracelets. They created the phrase because whatever Doyle does, it's usually right. Doyle is a locker room favorite and a true football guy. Former Colts running back Frank Gore called him one of the best teammates that he has ever had. It continued to Doyle becoming the "Jack of all Trades," with a shirt showcasing him in all his different roles.



COLLEGE HIGHLIGHTS

- In four seasons at Western Kentucky University, totaled 162 receptions for 1,769 yards and eight touchdowns in 42 games played.
- Finished second on WKU's all-time career receptions list.
- In 2018, was named to Western Kentucky's All-Century Team.
- As a senior in 2012, was named a First Team All-Sun Belt Conference choice after setting career highs with 53 receptions and five touchdowns. Also posted 566 receiving yards.
- Led the team in receptions and receiving yards for the second consecutive season.
- Was one-of-eight semifinalists for the John Mackey Award, given annually to the nation's top tight end.
- Helped guide WKU to its first FBS bowl game in school history (Little Caesars Pizza Bowl against Central Michigan).
- As a junior in 2011, named a Second Team All-Sun Belt Conference performer after leading the team and setting then career highs in receptions (52) and receiving yards (614) while playing in all 12 regular season games for the first time in his career.

PERSONAL

- Earned three letters in football at Cathedral High School in Indianapolis.
- Earned Special Selection All-State, Associated Press Honorable Mention All-State, *Indianapolis Star* Honorable Mention All-City and First Team All-Catholic honors.
- Posted 21 receptions for 400 yards and four touchdowns during his senior season.
- Was a key member of the 2006 state championship team.
- Also lettered in rugby, winning a state title in 2008.
- In 2016, volunteered for the grand opening of a Colts Fitness Park as part of PLAY 60.

84 JACK DOYLE

TIGHT END



PERSONAL CONT...

- Was a volunteer in the 2014 Gleaners Food Bank Mayor's Day of Service.
- Participated in the Read Across America events at Boone Meadow Elementary and St. Rose of Lima Catholic School.
- Has visited patients at Riley Hospital.
- Doyle and his wife established the Jack and Casie Doyle Tuition Assistance Grant at Cathedral High School in June of 2018. The grant provides half scholarships for two incoming Cathedral freshmen.
- Majored in physical education.
- A native of Indianapolis.

ADDITIONAL TRANSACTIONS

- Waived by the Tennessee Titans on August 31, 2013.
- Signed by the Titans as an undrafted free agent on May 10, 2013.

MOST RECEPTIONS BY A COLTS TIGHT END IN THEIR FIRST SIX SEASONS

DALLAS CLARK 256 (2003-08)

JOHN MACKEY 247 (1963-68)

KEN DILGER 229 (1995-2000)

JACK DOYLE 200 (2013-18)

MOST RECEPTIONS BY A COLTS TIGHT END IN A SINGLE SEASON

DALLAS CLARK 100 (2009)

JACK DOYLE 80 (2017)

DALLAS CLARK 77 (2008)

JACOB TAMME 67 (2010)

ERIC EBRON 66 (2018)

JACK DOYLE - NFL REGULAR SEASON STATISTICS

DATE	TEAM	GP	GS	RECEIVING					RUSHING				
				NO.	YDS	AVG	LG	TD	NO.	YDS.	AVG.	LG	TD
2013	Colts	15	4	5	19	3.8	8	0	0	0	0.0	0	0
2014	Colts	16	1	18	118	6.6	20	2	0	0	0.0	0	0
2015	Colts	16	2	12	72	6.0	19	1	0	0	0.0	0	0
2016	Colts	16	14	59	584	9.9	24	5	0	0	0.0	0	0
2017	Colts	15	15	80	690	8.6	26	4	0	0	0.0	0	0
2018	Colts	6	6	26	245	9.4	20	2	0	0	0.0	0	0
TOTALS	84	42	200	1,728	8.6	26	14	0	0	0.0	0	0	

JACK DOYLE - NFL POSTSEASON STATISTICS

DATE	TEAM	GP	GS	RECEIVING					RUSHING				
				NO.	YDS	AVG	LG	TD	NO.	YDS.	AVG.	LG	TD
2013	Colts	2	1	1	7	7.0	7	0	0	0	0.0	0	0
2014	Colts	3	0	6	23	3.8	8	0	0	0	0.0	0	0
2018	Colts	0	0	0	0	0.0	0	0	0	0	0.0	0	0
TOTALS	5	1	7	30	4.3	8	0	0	0	0.0	0	0	

84

JACK DOYLE

TIGHT END



JACK DOYLE - NFL REGULAR SEASON STATISTICS

DATE TEAM	RET.	KICKOFF RETURNS				TD	NO.	FC	PUNT RETURNS			
		YDS.	AVG.	LG	TD				YDS	AVG	LG	TD
2013 Colts	0	0	0.0	0	0	0	0	0	0	0.0	0	0
2014 Colts	0	0	0.0	0	0	0	0	0	0	0.0	0	0
2015 Colts	2	22	11.0	12	0	0	0	0	0	0.0	0	0
2016 Colts	0	0	0.0	0	0	0	0	0	0	0.0	0	0
2017 Colts	0	0	0.0	0	0	0	0	0	0	0.0	0	0
2018 Colts	0	0	0.0	0	0	0	0	0	0	0.0	0	0
TOTALS	2	22	11.0	12	0	0	0	0	0	0.0	0	0

JACK DOYLE - NFL POSTSEASON STATISTICS

DATE TEAM	RET.	KICKOFF RETURNS				TD	NO.	FC	PUNT RETURNS			
		YDS.	AVG.	LG	TD				YDS	AVG	LG	TD
2013 Colts	0	0	0.0	0	0	0	0	0	0	0.0	0	0
2014 Colts	0	0	0.0	0	0	0	0	0	0	0.0	0	0
2018 Colts	0	0	0.0	0	0	0	0	0	0	0.0	0	0
TOTALS	0	0	0.0	0	0	0	0	0	0	0.0	0	0

SINGLE-GAME HIGHS: RUSHING/RECEIVING

Receptions	12 at Cincinnati Bengals, Oct 29, 2017 9 at Tennessee Titans, Oct 23, 2016 8 at Houston Texans, Nov 05, 2017 ...1 more at 8.	Kickoff Return Yards	12 at Pittsburgh Steelers, Dec 06, 2015 10 vs. Denver Broncos, Nov 08, 2015
Receiving Yards	121 at Cincinnati Bengals, Oct 29, 2017 94 vs. Tennessee Titans, Nov 26, 2017 79 vs. Arizona Cardinals, Sep 17, 2017	Longest Kickoff Return	12 at Pittsburgh Steelers, Dec 06, 2015 10 vs. Denver Broncos, Nov 08, 2015
Longest Receptions	26 vs. Tennessee Titans, Nov 26, 2017 24 at Tennessee Titans, Oct 23, 2016 22t at Houston Texans, Oct 16, 2016 ...1 more at 22.	Special Teams Tackles	2 vs. Kansas City Chiefs, Oct 30, 2016 1 at Houston Texans, Oct 08, 2015 ...2 more at 1.
Receiving TDs	2 vs. Detroit Lions, Sep 11, 2016 1 vs. Miami Dolphins, Nov 25, 2018 ...11 more at 1.	Miscellaneous Tackles	1 vs. Miami Dolphins, Nov 25, 2018 ...5 more at 1.
All-purpose yards	121 at Cincinnati Bengals, Oct 29, 2017 94 vs. Tennessee Titans, Nov 26, 2017 79 vs. Arizona Cardinals, Sep 17, 2017	Most TDs	2 vs. Detroit Lions, Sep 11, 2016 1 at Oakland Raiders, Oct 28, 2018 ...10 more at 1.
Kickoff Returns	1 at Pittsburgh Steelers, Dec 06, 2015 ...1 more at 1.		

SINGLE-GAME HIGHS - POSTSEASON: RUSHING/RECEIVING

Receptions	3 at Denver Broncos, Jan 11, 2015 ...1 more at 3.	All-purpose yards	14 at Denver Broncos, Jan 11, 2015 9 vs. Cincinnati Bengals, Jan 04, 2015 7 at New England Patriots, Jan 11, 2014
Receiving Yards	14 at Denver Broncos, Jan 11, 2015 9 vs. Cincinnati Bengals, Jan 04, 2015 7 at New England Patriots, Jan 11, 2014	Special Teams Tackles	1 vs. Cincinnati Bengals, Jan 04, 2015
Longest Receptions	8 at Denver Broncos, Jan 11, 2015 7 at New England Patriots, Jan 11, 2014 4 vs. Cincinnati Bengals, Jan 04, 2015		



@DOYLEJACK84



@JACKDOYLE_84



2013 GAME-BY-GAME REGULAR SEASON STATISTICS (COLTS)

DATE	OPPONENT	P/S	RECEIVING			ATT	RUSHING			TD	W/L	SCORE
			NO	YDS	LG		YDS	LG				
09/08	Raiders										W	21-17
09/15	Dolphins	P	0	0	0	0	0	0	0	0	L	20-24
09/22	at 49ers	P	0	0	0	0	0	0	0	0	W	27-7
09/29	at Jaguars	P	0	0	0	0	0	0	0	0	W	37-3
10/06	Seahawks	P	0	0	0	0	0	0	0	0	W	34-28
10/14	at Chargers	P	0	0	0	0	0	0	0	0	L	9-19
10/20	Broncos	P	1	7	7	0	0	0	0	0	W	39-33
11/03	at Texans	S	0	0	0	0	0	0	0	0	W	27-24
11/10	Rams	S	0	0	0	0	0	0	0	0	L	8-38
11/14	at Titans	P	0	0	0	0	0	0	0	0	W	30-27
11/24	at Cardinals	S	0	0	0	0	0	0	0	0	L	11-40
12/01	Titans	P	0	0	0	0	0	0	0	0	W	22-14
12/08	at Bengals	S	1	8	8	0	0	0	0	0	L	28-42
12/15	Texans	P	1	-4	-4	0	0	0	0	0	W	25-3
12/22	at Chiefs	P	1	6	6	0	0	0	0	0	W	23-7
12/29	Jaguars	P	1	2	2	0	0	0	0	0	W	30-10
2013 TOTALS	15-4		5	19	8	0	0	0	0	0	0	11-5

2014 GAME-BY-GAME REGULAR SEASON STATISTICS (COLTS)

DATE	OPPONENT	P/S	RECEIVING			ATT	RUSHING			TD	W/L	SCORE
			NO	YDS	LG		YDS	LG				
09/07	at Broncos	P	0	0	0	0	0	0	0	0	L	24-31
09/15	Eagles	P	2	12	10	1	0	0	0	0	L	27-30
09/21	at Jaguars	P	3	10	6	0	0	0	0	0	W	44-17
09/28	Titans	P	1	7	7	0	0	0	0	0	W	41-17
10/05	Ravens	P	0	0	0	0	0	0	0	0	W	20-13
10/09	at Texans	P	2	9	6	0	0	0	0	0	W	33-28
10/19	Bengals	P	1	20	20	0	0	0	0	0	W	27-0
10/26	at Steelers	P	0	0	0	0	0	0	0	0	L	34-51
11/03	at Giants	P	0	0	0	0	0	0	0	0	W	40-24
11/16	Patriots	P	0	0	0	0	0	0	0	0	L	20-42
11/23	Jaguars	P	2	8	7	0	0	0	0	0	W	23-3
11/30	Redskins	P	1	8	8	0	0	0	0	0	W	49-27
12/07	at Browns	P	0	0	0	0	0	0	0	0	W	25-24
12/14	Texans	P	0	0	0	0	0	0	0	0	W	17-10
12/21	at Cowboys	P	2	23	13	0	0	0	0	0	L	7-42
12/28	at Titans	S	4	21	7	1	0	0	0	0	W	27-10
2014 TOTALS	16-1		18	118	20	2	0	0	0	0	0	11-5

2015 GAME-BY-GAME REGULAR SEASON STATISTICS (COLTS)

DATE	OPPONENT	P/S	RECEIVING			ATT	RUSHING			TD	W/L	SCORE
			NO	YDS	LG		YDS	LG				
09/13	at Bills	P	0	0	0	0	0	0	0	0	L	14-27
09/21	Jets	P	0	0	0	0	0	0	0	0	L	7-20
09/27	at Titans	P	3	32	19	0	0	0	0	0	W	35-33
10/04	Jaguars	P	0	0	0	0	0	0	0	0	W	16-13+
10/08	at Texans	P	1	0	0	0	0	0	0	0	W	27-20
10/18	Patriots	P	2	7	5	0	0	0	0	0	L	27-34
10/25	Saints	P	0	0	0	0	0	0	0	0	L	21-27
11/02	at Panthers	P	0	0	0	0	0	0	0	0	L	26-29+
11/08	Broncos	P	2	18	15	1	0	0	0	0	W	27-24
11/22	at Falcons	S	0	0	0	0	0	0	0	0	W	24-21
11/29	Buccaneers	P	1	5	5	0	0	0	0	0	W	25-12
12/06	at Steelers	P	0	0	0	0	0	0	0	0	L	10-45
12/13	at Jaguars	P	0	0	0	0	0	0	0	0	L	16-51
12/20	Texans	P	0	0	0	0	0	0	0	0	L	10-16
12/27	at Dolphins	P	2	7	5	0	0	0	0	0	W	18-12
01/03	Titans	S	1	3	3	0	0	0	0	0	W	30-24
2015 TOTALS	16-2		12	72	19	1	0	0	0	0	0	8-8

+- Overtime





2016 GAME-BY-GAME REGULAR SEASON STATISTICS (COLTS)

DATE	OPPONENT	P/S	RECEIVING			TD	ATT	RUSHING			TD	W/L	SCORE
			NO	YDS	LG			YDS	LG				
09/11	Lions	S	3	35	16t	2	0	0	0	0	0	L	35-39
09/18	at Broncos	S	4	37	22	0	0	0	0	0	0	L	20-34
09/25	Chargers	S	6	65	16	0	0	0	0	0	0	W	26-22
10/02	at Jaguars	S	1	6	6	0	0	0	0	0	0	L	27-30
10/09	Bears	S	2	8	4	0	0	0	0	0	0	W	29-23
10/16	at Texans	P	4	53	22t	1	0	0	0	0	0	L	23-26+
10/23	at Titans	S	9	78	24	1	0	0	0	0	0	W	34-26
10/30	Chiefs	S	2	36	20	0	0	0	0	0	0	L	14-30
11/06	at Packers	S	5	61	20	0	0	0	0	0	0	W	31-26
11/20	Titans	S	1	7	7	0	0	0	0	0	0	W	24-17
11/24	Steelers	P	2	25	18	0	0	0	0	0	0	L	7-28
12/05	at Jets	S	4	30	14	0	0	0	0	0	0	W	41-10
12/11	Texans	S	5	55	15	0	0	0	0	0	0	L	17-22
12/18	at Vikings	S	4	32	13	0	0	0	0	0	0	W	34-6
12/24	at Raiders	S	5	46	17	0	0	0	0	0	0	L	25-33
01/01	Jaguars	S	2	10	9	1	0	0	0	0	0	W	24-20
2016 TOTALS	16-14		59	584	24	5	0	0	0	0	0	0	8-8

+ - Overtime

2017 GAME-BY-GAME REGULAR SEASON STATISTICS (COLTS)

DATE	OPPONENT	P/S	RECEIVING			TD	ATT	RUSHING			TD	W/L	SCORE
			NO	YDS	LG			YDS	LG				
09/10	at Rams	S	2	41	21	0	0	0	0	0	0	L	9-46
09/17	Cardinals	S	8	79	15	0	0	0	0	0	0	L	13-16+
09/24	Browns	S	2	16	11	0	0	0	0	0	0	W	31-28
10/01	at Seahawks	S	5	27	7	0	0	0	0	0	0	L	18-46
10/08	49ers											W	26-23+
10/16	at Titans	S	7	50	11	1	0	0	0	0	0	L	22-36
10/22	Jaguars	S	6	44	12	0	0	0	0	0	0	L	0-27
10/29	at Bengals	S	12	121	17	1	0	0	0	0	0	L	23-24
11/05	at Texans	S	8	63	11	0	0	0	0	0	0	W	20-14
11/12	Steelers	S	2	9	6	0	0	0	0	0	0	L	17-20
11/26	Titans	S	7	94	26	0	0	0	0	0	0	L	16-20
12/03	at Jaguars	S	3	16	8	0	0	0	0	0	0	L	10-30
12/10	at Bills	S	2	4	3t	1	0	0	0	0	0	L	7-13+
12/14	Broncos	S	7	47	15	0	0	0	0	0	0	L	13-25
12/23	at Ravens	S	5	41	13	0	0	0	0	0	0	L	16-23
12/31	Texans	S	4	38	14	1	0	0	0	0	0	W	22-13
2017 TOTALS	15-15		80	690	26	4	0	0	0	0	0	0	4-12

+ - Overtime

2018 GAME-BY-GAME REGULAR SEASON STATISTICS (COLTS)

DATE	OPPONENT	P/S	RECEIVING			TD	ATT	RUSHING			TD	W/L	SCORE
			NO	YDS	LG			YDS	LG				
09/09	Bengals	S	7	60	13	0	0	0	0	0	0	L	23-34
09/16	at Redskins	S	2	20	12	0	0	0	0	0	0	W	21-9
09/23	at Eagles											L	16-20
09/30	Texans											L	34-37+
10/04	at Patriots											L	24-38
10/14	at Jets											L	34-42
10/21	Bills											W	37-5
10/28	at Raiders	S	6	70	17	1	0	0	0	0	0	W	42-28
11/11	Jaguars	S	3	36	20	0	0	0	0	0	0	W	29-26
11/18	Titans	S	4	43	16	0	0	0	0	0	0	W	38-10
11/25	Dolphins	S	4	16	7	1	0	0	0	0	0	W	27-24
12/02	at Jaguars											L	0-6
12/09	at Texans											W	24-21
12/16	Cowboys											W	23-0
12/23	Giants											W	28-27
12/30	at Titans											W	33-17
2018 TOTALS	6-6		26	245	20	2	0	0	0	0	0	0	10-6

+ - Overtime

84 JACK DOYLE

TIGHT END



2013 GAME-BY-GAME POSTSEASON STATISTICS (COLTS)

DATE	OPPONENT	P/S	RECEIVING			ATT	RUSHING			TD	W/L	SCORE
			NO	YDS	LG		YDS	LG				
01/04	Chiefs	P	0	0	0	0	0	0	0	0	W	45-44
01/11	at Patriots	S	1	7	7	0	0	0	0	0	L	22-43
2013 TOTALS		2-1	1	7	7	0	0	0	0	0	0	1-1

2014 GAME-BY-GAME POSTSEASON STATISTICS (COLTS)

DATE	OPPONENT	P/S	RECEIVING			ATT	RUSHING			TD	W/L	SCORE
			NO	YDS	LG		YDS	LG				
01/04	Bengals	P	3	9	4	0	0	0	0	0	W	26-10
01/11	at Broncos	P	3	14	8	0	0	0	0	0	W	24-13
01/18	at Patriots	P	0	0	0	0	0	0	0	0	L	7-45
2014 TOTALS		3-0	6	23	8	0	0	0	0	0	0	2-1

2018 GAME-BY-GAME POSTSEASON STATISTICS (COLTS)

DATE	OPPONENT	P/S	RECEIVING			ATT	RUSHING			TD	W/L	SCORE
			NO	YDS	LG		YDS	LG				
01/05	at Texans										W	21-7
01/12	at Chiefs										L	13-31
2018 TOTALS		0-0	0	0	0	0	0	0	0	0	0	1-1



@DOYLEJACK84



@JACKDOYLE_84

85 ERIC EBRON

TIGHT END



(EE-bron)

6-4 • 253

NFL EXP: 6 (2nd Year with Colts)

BORN: 4/10/93



NORTH
CAROLINA



Ebron was signed by the Colts as a free agent on March 19, 2018.

DOWN THE STRETCH

Who do you look up to: My two older brothers are my role models. They paved the way for me to get to where I am. Without them, I wouldn't be here.

What did you want to be growing up: I always wanted to be a firefighter growing up. They have one of the most intense jobs and they save lives.

What is your dream superpower: I'm a huge Marvel and DC Comics fan. My superpower would either be the ability to teleport or to fly.

Favorite superhero: Iron Man

Favorite food: Chinese food

Favorite television show: "Martin"

What is your guilty pleasure: Girl scout cookies. Peanut butter or shortbread.

Hobbies outside of football: I believe that I'm a professional video gamer and that's what I do outside of football.

What is something you can't live without: My sons. They changed my life forever.

What is your pregame ritual: Besides talking to my wife and my child, I don't have one. I just listen to music and joke around. It helps take my mind off what I'm going to go into because it's a battle.

What's on your bucket list: Well I did one thing, I went to Dubai. Another thing that I want to do is skydive.

If you could trade lives with anyone for one day, who would it be: It would be two people – Will Smith and Robert Downey Jr., simply because he plays Iron Man. I've always looked up to Will Smith and who he is as a person and as a father. Nobody's perfect and he explains his journey and he's such an intelligent person. I would just like to trade places with him for one day to see how his life is.

What's the biggest obstacle you've had to overcome: I think it was in college. I had surgery on my knee and when I came back I was 265 pounds. I had to lose weight, regain my speed, regain flexibility in my knee and it felt like it took forever.



@EBRON85



@ERICEBRON

CAN'T FIGHT FATE

Ebron's path to the NFL has been as unusual as any, as he did not play football from age 10 through his junior year of high school. Born in New Jersey, Ebron and his family moved to Rhode Island to be with his ailing grandfather, who served as the family's inspiration. After his grandfather died, Ebron lost all motivation and went into a depression, until his mother told him he can't just sit around and play video games all day. After transferring to Smith High School in North Carolina as a sophomore, Ebron decided he wanted to give football a try and Coach Rodney Brewington took him to camps leading up to his junior season. At the North Carolina recruiting camp, Ebron — not even wearing gloves — outshined the elite prospects and was offered a full scholarship to play football for the Tar Heels that same day. And all of this happened before Ebron even played a single snap of organized, contact football.

NFL HIGHLIGHTS

- In 72 career games (45 starts) with the Lions and Colts, has 252 receptions for 2,820 yards and 24 touchdowns. Also has two rushing touchdowns.
- He appeared in all 16 games (eight starts) in 2018 and had 66 receptions for 750 yards and 14 total touchdowns (13 receiving, one rushing), which led all tight ends in the NFL. He established single-season career highs in receptions, receiving yards, receiving touchdowns and total touchdowns. He was also named to his first Pro Bowl. His 13 receiving touchdowns set a Colts single-season record for a tight end.
- In Week 5, he led the team with nine receptions for 105 yards and two touchdowns. His receptions (nine) and receiving yards (105) were both single-game career highs. In Week 10, he had three receptions for 69 yards and three touchdowns (two receiving, one rushing). He joined Rob Gronkowski as the only tight ends in NFL history to record two receiving touchdowns and one rushing touchdown in the same game. It was also the first time a Colts player had three touchdowns in the first half since December 5, 2016 when Dwayne Allen did it. In Week 12, he had five receptions for 45 yards and two touchdowns. In Week 14, he had four receptions for 65 yards and one touchdown. Ebron passed Dallas Clark (11) for the most receiving touchdowns by a tight end in a season in Colts history. Ebron recorded the most overall touchdowns (12 receiving, one rushing) by a Colts tight end in a single season in team history.
- Played in two postseason games (one start) and had eight receptions for 77 yards and one touchdown. Ebron joined Rob Gronkowski as the only tight ends over the last five seasons to catch 14 or more touchdowns in a single season, including playoffs.
- Competed in all 16 games (nine starts) and totaled 53 receptions for 574 yards and four touchdowns in 2017.
- In 2016, started all 13 games he played in and compiled 61 catches for 711 yards and one touchdown in addition

ANOTHER CALLING?

Before becoming a football player, Ebron always envisioned being a firefighter and still has the itch to learn about the field. Something about having the mentality to go into harm's way to save lives has always appealed to Ebron, and it runs in the family. "I have a whole bunch of uncles who are firefighters so I eventually want to sit around and see what it's like for a day. Maybe I can go on a call or something, but I'm assuming that will come once my sons gets older."



FAMILY MATTERS

Ebron has always drawn motivation from his family, and it stems down from his late grandfather, Oling R. Jackson, who served as a U.S. army general. Ebron has the names of his niece and nephew, Aloni and Legend, tattooed on the inside of each shoulder and strives to be the best player and person he can be since they admire his every move. Now a father to two sons, Ebron wants to spread his joy and positivity to everyone in his family. "I always do to others before I do for myself. That's always been my mantra. At the end of the day, the people that love and support you deserve that in return. That's who I am as a person, but I'm only 26. I'm still growing."

NFL HIGHLIGHTS CONT...

- to one rushing touchdown. Started on postseason contest and caught two passes for 23 yards.
- Played in 14 games (eight starts) in 2015 and caught 47 passes for 537 yards and five touchdowns.
- In 2014, competed in 13 games (seven starts) and notched 25 receptions for 248 yards and one touchdown. Started one postseason contest and caught three passes for 21 yards.

COLLEGE HIGHLIGHTS

- Played in 34 games (21 starts) in three seasons at North Carolina (2011-13), where he set school career records for a tight end with 112 receptions for 1,805 yards (16.1 avg.) and eight touchdowns.
- His 112 receptions rank second all-time in Atlantic Coast Conference (ACC) history.
- As a junior in 2013, broke the ACC single-season record for receiving yards by a tight end with 973 en route to a First Team All-ACC selection.
- Appeared in all 13 games (10 starts) and concluded his final year at North Carolina with single-season career highs in receptions (62) and receiving yards (973) while tallying three touchdowns.
- Set a school record for tight ends with 199 yards on eight receptions against Miami, which included a then-career-long 71-yard reception.



85 ERIC EBRON

TIGHT END



(EE-bron)

COLLEGE HIGHLIGHTS CONT...

- Earned All-American first-team honors from *ESPN.com*, adding second team accolades from The Associated Press, *USA Today*, *Walter Camp*, *Athlon*, *Sports Illustrated* and *CBSSports.com*.
- Was a finalist for the John Mackey Award, given annually to the nation's top tight end.
- In 2012, was named to the All-ACC second-team by both the media and coaches after recording 40 receptions for 625 yards and four touchdowns in 11 starts.
- Appeared in 10 games as a true freshman and registered 10 receptions for 207 yards and one touchdown.

PERSONAL

- Attended Smith High School in Greensboro, N.C. where he was named to The Associated Press North Carolina All-State team as a senior, earning a roster spot on North Carolina's Shrine Bowl team.
- As a two-way player during his senior year, posted 28 receptions for 682 yards and 10 touchdowns as a tight end and 68 tackles and 13.5 sacks as a defensive end.
- Rated as the eighth-best tight end prospect in the nation by ESPN and ranked 20th among high school tight ends by *Scout.com*.
- Hosts an annual summer football camp for kids in his hometown of Greensboro, N.C.
- Majored in communication studies at North Carolina.
- A native of Greensboro, N.C.

ADDITIONAL TRANSACTIONS

- Released by the Detroit Lions on March 14, 2018.
- Selected by the Lions in the first round (10th overall) of the 2014 NFL Draft.

MOST RECEIVING TOUCHDOWNS BY A COLTS TIGHT END IN A SINGLE SEASON

ERIC EBRON 13 (2018)

DALLAS CLARK 11 (2007)

DALLAS CLARK 10 (2009)

JOHN MACKEY 9 (1966)

ERIC EBRON - NFL REGULAR SEASON STATISTICS

DATE TEAM GP GS	RECEIVING					RUSHING				
	NO.	YDS	AVG	LG	TD	NO.	YDS.	AVG.	LG	TD
2014 Lions 13 7	25	248	9.9	22	1	0	0	0.0	0	0
2015 Lions 14 8	47	537	11.4	55	5	0	0	0.0	0	0
2016 Lions 13 13	61	711	11.7	61	1	1	1	1.0	1t	1
2017 Lions 16 9	53	574	10.8	44	4	0	0	0.0	0	0
2018 Colts 16 8	66	750	11.4	53t	13	3	-8	-2.7	2t	1
TOTALS 72 45	252	2,820	11.2	61	24	4	-7	-1.8	2t	2



@EBRON85



@ERICEBRON

ERIC EBON - NFL POSTSEASON STATISTICS

DATE	TEAM	GP	GS	RECEIVING				RUSHING						
				NO.	YDS	AVG	LG	TD	NO.	YDS.	AVG.	LG	TD	
2014	Lions	1	1	3	21	7.0	8	0	0	0	0.0	0	0	0
2016	Lions	1	1	2	23	11.5	12	0	0	0	0.0	0	0	0
2018	Colts	2	1	8	77	9.6	21	1	0	0	0.0	0	0	0
TOTALS	4	3		13	121	9.3	21	1	0	0	0.0	0	0	0

SINGLE-GAME HIGHS: RUSHING/RECEIVING

Rush Attempts	1 at Jacksonville Jaguars, Dec 02, 2018 ...3 more at 1.	Longest Receptions	61 vs. Jacksonville Jaguars, Nov 20, 2016 55 vs. Minnesota Vikings, Oct 25, 2015 53t vs. Jacksonville Jaguars, Nov 11, 2018
Rushing Yards	2 vs. Jacksonville Jaguars, Nov 11, 2018 1 vs. Jacksonville Jaguars, Nov 20, 2016	Receiving TDs	2 vs. Miami Dolphins, Nov 25, 2018 ...2 more at 2.
Longest Runs	2t vs. Jacksonville Jaguars, Nov 11, 2018 1t vs. Jacksonville Jaguars, Nov 20, 2016	All-purpose yards	105 at New England Patriots, Oct 04, 2018 94 at Tampa Bay Buccaneers, Dec 10, 2017 93 at Dallas Cowboys, Dec 26, 2016
Rushing TDs	1 vs. Jacksonville Jaguars, Nov 11, 2018 ...1 more at 1.	Miscellaneous Tackles	1 vs. Miami Dolphins, Nov 25, 2018 ...3 more at 1.
Receptions	10 at Jacksonville Jaguars, Dec 02, 2018 ...1 more at 10.	Most TDs	3 vs. Jacksonville Jaguars, Nov 11, 2018 2 vs. Miami Dolphins, Nov 25, 2018 ...1 more at 2.
Receiving Yards	105 at New England Patriots, Oct 04, 2018 94 at Tampa Bay Buccaneers, Dec 10, 2017 93 at Dallas Cowboys, Dec 26, 2016		

SINGLE-GAME HIGHS - POSTSEASON: RUSHING/RECEIVING

Receptions	5 at Kansas City Chiefs, Jan 12, 2019 3 at Houston Texans, Jan 05, 2019 ...1 more at 3.	Receiving TDs	1 at Houston Texans, Jan 05, 2019
Receiving Yards	51 at Kansas City Chiefs, Jan 12, 2019 26 at Houston Texans, Jan 05, 2019 23 at Seattle Seahawks, Jan 07, 2017	All-purpose yards	51 at Kansas City Chiefs, Jan 12, 2019 26 at Houston Texans, Jan 05, 2019 23 at Seattle Seahawks, Jan 07, 2017
Longest Receptions	21 at Kansas City Chiefs, Jan 12, 2019 17 at Kansas City Chiefs, Jan 12, 2019 15 at Houston Texans, Jan 05, 2019	Most TDs	1 at Houston Texans, Jan 05, 2019

2014 GAME-BY-GAME REGULAR SEASON STATISTICS (LIONS)

DATE	OPPONENT	P/S	RECEIVING				ATT	RUSHING			TD	W/L	SCORE
			NO	YDS	LG	TD		YDS	LG	TD			
09/08	Giants	P	0	0	0	0	0	0	0	0	0	W	35-14
09/14	Panthers	P	3	38	17	0	0	0	0	0	0	L	7-24
09/21	Packers	P	0	0	0	0	0	0	0	0	0	W	19-7
09/28	at Jets	P	3	34	16t	1	0	0	0	0	0	W	24-17
10/05	Bills	P	2	8	5	0	0	0	0	0	0	L	14-17
10/12	at Vikings	S	2	23	12	0	0	0	0	0	0	W	17-3
10/19	Saints											W	24-23
10/26	at Falcons											W	22-21
11/09	Dolphins											W	20-16
11/16	at Cardinals	S	4	22	8	0	0	0	0	0	0	L	6-14
11/23	at Patriots	P	2	23	17	0	0	0	0	0	0	L	9-34
11/27	Bears	S	3	23	13	0	0	0	0	0	0	W	34-17
12/07	Buccaneers	S	3	28	12	0	0	0	0	0	0	W	34-17
12/14	Vikings	S	1	11	11	0	0	0	0	0	0	W	16-14
12/21	at Bears	S	0	0	0	0	0	0	0	0	0	W	20-14
12/28	at Packers	S	2	38	22	0	0	0	0	0	0	L	20-30
2014 TOTALS	13-7		25	248	22	1	0	0	0	0	0	11-5	





2015 GAME-BY-GAME REGULAR SEASON STATISTICS (LIONS)

DATE	OPPONENT	P/S	RECEIVING			ATT	RUSHING			TD	W/L	SCORE
			NO	YDS	LG		YDS	LG				
09/13	at Chargers	P	4	53	18t	1	0	0	0	0	L	28-33
09/20	at Vikings	S	5	43	16	1	0	0	0	0	L	16-26
09/27	Broncos	S	4	61	29	0	0	0	0	0	L	12-24
10/05	at Seahawks	P	2	22	19	0	0	0	0	0	L	10-13
10/11	Cardinals										L	17-42
10/18	Bears										W	37-34
10/25	Vikings	S	5	89	55	1	0	0	0	0	L	19-28
11/01	at Chiefs	S	3	24	14	0	0	0	0	0	L	10-45
11/15	at Packers	P	4	28	13	0	0	0	0	0	W	18-16
11/22	Raiders	P	0	0	0	0	0	0	0	0	W	18-13
11/26	Eagles	P	2	28	19	0	0	0	0	0	W	45-14
12/03	Packers	S	2	9	6	1	0	0	0	0	L	23-27
12/13	at Rams	P	3	27	11	0	0	0	0	0	L	14-21
12/21	at Saints	S	4	79	45	0	0	0	0	0	W	35-27
12/27	49ers	S	4	49	20	0	0	0	0	0	W	32-17
01/03	at Bears	S	5	25	8	1	0	0	0	0	W	24-20
2015 TOTALS	14-8		47	537	55	5	0	0	0	0	7-9	

+ - Overtime

2016 GAME-BY-GAME REGULAR SEASON STATISTICS (LIONS)

DATE	OPPONENT	P/S	RECEIVING			ATT	RUSHING			TD	W/L	SCORE
			NO	YDS	LG		YDS	LG				
09/11	at Colts	S	5	46	13	1	0	0	0	0	W	39-35
09/18	Titans	S	4	53	29	0	0	0	0	0	L	15-16
09/25	at Packers	S	5	69	21	0	0	0	0	0	L	27-34
10/02	at Bears	S	4	42	13	0	0	0	0	0	L	14-17
10/09	Eagles										W	24-23
10/16	Rams										W	31-28
10/23	Redskins										W	20-17
10/30	at Texans	S	7	79	34	0	0	0	0	0	L	13-20
11/06	at Vikings	S	7	92	23	0	0	0	0	0	W	22-16+
11/20	Jaguars	S	3	70	61	0	1	1	1t	1	W	26-19
11/24	Vikings	S	0	0	0	0	0	0	0	0	W	16-13
12/04	at Saints	S	4	38	12	0	0	0	0	0	W	28-13
12/11	Bears	S	4	32	14	0	0	0	0	0	W	20-17
12/18	at Giants	S	4	36	21	0	0	0	0	0	L	6-17
12/26	at Cowboys	S	8	93	21	0	0	0	0	0	L	21-42
01/01	Packers	S	6	61	19	0	0	0	0	0	L	24-31
2016 TOTALS	13-13		61	711	61	1	1	1	1t	1	9-7	

+ - Overtime

2017 GAME-BY-GAME REGULAR SEASON STATISTICS (LIONS)

DATE	OPPONENT	P/S	RECEIVING			ATT	RUSHING			TD	W/L	SCORE
			NO	YDS	LG		YDS	LG				
09/10	Cardinals	S	2	9	5	0	0	0	0	0	W	35-23
09/18	at Giants	S	5	42	17	1	0	0	0	0	W	24-10
09/24	Falcons	S	2	9	8	0	0	0	0	0	L	26-30
10/01	at Vikings	S	2	27	15	0	0	0	0	0	W	14-7
10/08	Panthers	S	1	6	6	0	0	0	0	0	L	24-27
10/15	at Saints	P	1	9	9	0	0	0	0	0	L	38-52
10/29	Steelers	S	2	58	44	0	0	0	0	0	L	15-20
11/06	at Packers	P	3	35	19	0	0	0	0	0	W	30-17
11/12	Browns	S	2	39	29t	1	0	0	0	0	W	38-24
11/19	at Bears	S	4	49	26	0	0	0	0	0	W	27-24
11/23	Vikings	S	4	34	14	0	0	0	0	0	L	23-30
12/03	at Ravens	P	4	38	13	0	0	0	0	0	L	20-44
12/10	at Buccaneers	P	10	94	21	0	0	0	0	0	W	24-21
12/16	Bears	P	5	33	19	1	0	0	0	0	W	20-10
12/24	at Bengals	P	5	83	33t	1	0	0	0	0	L	17-26
12/31	Packers	P	1	9	9	0	0	0	0	0	W	35-11
2017 TOTALS	16-9		53	574	44	4	0	0	0	0	9-7	





2018 GAME-BY-GAME REGULAR SEASON STATISTICS (COLTS)

DATE	OPPONENT	P/S	RECEIVING			ATT	RUSHING			TD	W/L	SCORE
			NO	YDS	LG		TD	YDS	LG			
09/09	Bengals	S	4	51	26t	1	0	0	0	0	L	23-34
09/16	at Redskins	P	3	26	13	1	0	0	0	0	W	21-9
09/23	at Eagles	S	5	33	9	0	0	0	0	0	L	16-20
09/30	Texans	S	5	40	12	1	0	0	0	0	L	34-37+
10/04	at Patriots	S	9	105	28	2	0	0	0	0	L	24-38
10/14	at Jets	P	4	71	19	1	1	-1	-1	0	L	34-42
10/21	Bills	S	3	31	14	0	0	0	0	0	W	37-5
10/28	at Raiders	P	3	37	20t	1	0	0	0	0	W	42-28
11/11	Jaguars	P	3	69	53t	2	1	2	2t	1	W	29-26
11/18	Titans	P	0	0	0	0	0	0	0	0	W	38-10
11/25	Dolphins	P	5	45	14t	2	0	0	0	0	W	27-24
12/02	at Jaguars	P	10	81	20	0	1	-9	-9	0	L	0-6
12/09	at Texans	S	4	65	23	1	0	0	0	0	W	24-21
12/16	Cowboys	S	1	8	8	0	0	0	0	0	W	23-0
12/23	Giants	P	3	28	14	0	0	0	0	0	W	28-27
12/30	at Titans	S	4	60	22	1	0	0	0	0	W	33-17
2018 TOTALS	16-8		66	750	53t	13	3	-8	2t	1	10-6	

+ - Overtime

2014 GAME-BY-GAME POSTSEASON STATISTICS (LIONS)

DATE	OPPONENT	P/S	RECEIVING			ATT	RUSHING			TD	W/L	SCORE
			NO	YDS	LG		TD	YDS	LG			
01/04	at Cowboys	S	3	21	8	0	0	0	0	0	L	20-24
2014 TOTALS	1-1		3	21	8	0	0	0	0	0	0-1	

2016 GAME-BY-GAME POSTSEASON STATISTICS (LIONS)

DATE	OPPONENT	P/S	RECEIVING			ATT	RUSHING			TD	W/L	SCORE
			NO	YDS	LG		TD	YDS	LG			
01/07	at Seahawks	S	2	23	12	0	0	0	0	0	L	6-26
2016 TOTALS	1-1		2	23	12	0	0	0	0	0	0-1	

2018 GAME-BY-GAME POSTSEASON STATISTICS (COLTS)

DATE	OPPONENT	P/S	RECEIVING			ATT	RUSHING			TD	W/L	SCORE
			NO	YDS	LG		TD	YDS	LG			
01/05	at Texans	S	3	26	15	1	0	0	0	0	W	21-7
01/12	at Chiefs	P	5	51	21	0	0	0	0	0	L	13-31
2018 TOTALS	2-1		8	77	21	1	0	0	0	0	0-1	



60 JAKE ELDRENKAMP CENTER



6-5 • 305

NFL EXP: 1 (1st Year with Colts)

BORN: 3/4/94

Eldrenkamp was claimed by the Colts off waivers from New England on May 21, 2019.

W WASHINGTON



DOWN THE STRETCH

What is on your bucket list: I would like to play golf at Augusta National Golf Club.

Pets: I have two dogs named Stella and Fin.

Who is your favorite artist: Chris Stapleton

Favorite type of food: Italian food

Favorite vacation spot: Alaska. I like to go ice fishing there.

Favorite movie: "Star Wars: Episode IV"

What's the one thing you couldn't live without: My dogs

What is your favorite TV show: "Game of Thrones"

What is the best advice you have ever been given: There is nothing more painful than the pain of regret.

Mentor: My grandpa

Pet peeves: Bad drivers

Hidden talents: I am a pretty good cook.

Hobbies outside of football: Golfing and playing guitar

Karaoke song: "Your Man" by Josh Turner

60 JAKE ELDRENKAMP CENTER



AN INCREDIBLE HIGH SCHOOL RUN

While at Bellevue (Wash.) High School, Eldrenkamp had quite the career in his four years there. He won the 3A state championship all four years he lettered there. That included a perfect freshman and senior season as the team only sustained three total losses during his high school career.



NFL HIGHLIGHTS

- He has spent time on the Browns and Rams practice squads during his career.

COLLEGE HIGHLIGHTS

- Started 23-of-42 games at Washington and was named a First Team All-Pac-12 selection in his senior year and was named to the Academic All-Pac-12 first-team three times.
- As a senior, he appeared in 12-of-14 games for the Huskies and started at left guard in all 12 games. Was awarded the 101 Club Academic Award and the John P. Angel Lineman of the Year Award. Also named First Team All-Pac-12, CoSIDA Academic All-America All-District VIII, Academic All-Pac-12 first-team and was the Pac-12 Football Scholar-Athlete of the Year.
- In 2015, started 11 games for the Huskies all at left guard and was named to the Academic All-Pac-12 first-team.
- Appeared in all 14 games in 2014 appearing primarily on special teams and was named to the Academic All-Pac-12 first-team.
- Played in five games as a redshirt freshman.
- Redshirted his true freshman season in 2012.

PERSONAL

- Attended Bellevue (Wash.) High School and was a 3A state champion all four years.
- Named to the *Tacoma News Tribune* All State team in 2011.
- Was a red-chip prospect by the *Seattle Times*.
- Named a finalist for 2011 Seattle-King County National Football Foundation Scholar-Athlete of the Year.
- A native of Medina, Wash.

ADDITIONAL TRANSACTIONS

- Signed a reserve/future contract with the New England Patriots on February 5, 2019.
- Signed to the Cleveland Browns practice squad on November 30, 2018.
- Released from the Browns practice squad on November 7, 2018.
- Signed to the Cleveland practice squad on October 16, 2018.
- Waived by the Los Angeles Rams on September 2, 2018.
- Signed a reserve/future contract with the Rams on January 1, 2018.
- Released from the Los Angeles Rams practice squad on September 12, 2017.
- Signed to the Rams practice squad on September 3, 2017.
- Waived by the Los Angeles Rams on September 2, 2017.
- Signed by the Rams as an undrafted free agent on May 2, 2017.

JAKE ELDRENKAMP - NFL REGULAR SEASON STATISTICS

DATE TEAM GP GS

2017 Rams 0 0

2018 Rams 0 0

TOTALS 0 0

2017 GAME-BY-GAME REGULAR SEASON STATISTICS (RAMS)

DATE OPPONENT P/S

09/10 Colts

DID NOT PLAY

W/L SCORE

W 46-9

2017 TOTALS 0-0

1-0

60

JAKE ELDRENKAMP CENTER



2018 GAME-BY-GAME REGULAR SEASON STATISTICS (RAMS)

DATE	OPPONENT	P/S		W/L	SCORE
09/10	at Raiders		DID NOT PLAY	W	33-13
09/16	Cardinals		DID NOT PLAY	W	34-0
09/23	Chargers		DID NOT PLAY	W	35-23
09/27	Vikings		DID NOT PLAY	W	38-31
10/07	at Seahawks		DID NOT PLAY	W	33-31
10/14	at Broncos		DID NOT PLAY	W	23-20
10/21	at 49ers		DID NOT PLAY	W	39-10
10/28	Packers		DID NOT PLAY	W	29-27
11/04	at Saints		DID NOT PLAY	L	35-45
11/11	Seahawks		DID NOT PLAY	W	36-31
2018 TOTALS		0-0		9-1	

41 MATTHIAS FARLEY

SAFETY



5-11 • 204

NFL EXP: 4 (4th Year with Colts)

BORN: 7/15/92



NOTRE DAME



Farley was claimed by the Colts off waivers from Arizona on September 4, 2016.

DOWN THE STRETCH

Favorite team and/or athlete outside of football: Barcelona/Ronaldinho

Favorite musician and/or song: Bob Marley and Dave Matthews

Hobbies outside of football: I'm into art. I play the ukulele. I'm really good at whistling. I play the kazoo phenomenally well. I think it's really weird that I hunt.

Favorite food: Mexican food

Favorite vacation spot: The mountains

Favorite movie: "A Place Beyond the Pines"

What's the one thing you couldn't live without: My family. I have a really big, close family.

Pregame ritual: I always put my left shoe on first. I don't know why. I go out and warm up. I come back in. I like doing everything at the same time, so it's very routine.

What's on your bucket list: I want to go to every continent. I want to see the Seven Wonders of the World.

What was your first job or most unique job growing up: I worked on a fencing crew through high school, so we'd put fences in people's yards. That was a lot of work. I worked on a painting crew in high school. That was really boring. I worked at Abercrombie Kids.

What's the strangest thing you like to eat: Carrots and peanut butter together. Like dipping carrots in peanut butter. The crunch is fantastic.

What past or present reality show would you like to be on: I'd like to have my own. They would just follow me around just doing what I normally do.

What's the craziest thing you've ever done: I went to Switzerland by myself.

41 MATTHIAS FARLEY

SAFETY



THE FARLEY "FAM"

Matthias is the youngest of seven children in his talented and tight-knit family. His mother, Falinda, raised his large family and works in the wellness field. His father, Mark, is a musician who plays in jazz and gospel bands. His brother, Timon, played college basketball at Charleston Southern and Queens College before playing professionally in Italy. He now works in a corporate recruiting firm. His brother, Nathan, played football at Coastal Carolina and now works for a translation company. His brother, Kenan, played college basketball and works in Charlotte, N.C. His sister, Joy, works in real estate and his younger brother, Silas, turned down a scholarship to Harvard to join the New York City Ballet. Farley also had a brother, Titus, who passed away shortly after being born.



BROTHERLY LOVE

Matthias did not start playing football until his junior year of high school. He grew up playing soccer but found the motivation to give football a try after an injury permanently sidelined his older brother Nathan. Nathan suffered a concussion while playing tight end for Coastal Carolina, and doctors subsequently discovered a tumor on the back of his brain. It was deemed unsafe for Nathan to ever play again. "After he couldn't play anymore, I remember flirting with the idea of playing football," Matthias said. "And the look in his eyes – I was like, 'I'm definitely playing football.' He's my biggest supporter. It's really awesome to share that love of football."



NFL HIGHLIGHTS

- Has totaled 116 tackles (72 solo), 4.0 tackles for loss, three interceptions, 11 passes defended, two forced fumbles and one fumble recovery in 37 career games (16 starts). Also has 14 special teams stops.
- Appeared in five games (one start) in 2018 and totaled 17 tackles (10 solo), one forced fumble, one interception, four passes defended and two special teams stops. In Week 5, he set a single-game career-high with two passes defended. Was placed on Injured Reserve on October 12.
- In 2017, started at strong safety in 15-of-16 contests



In 2012 at Notre Dame, Farley moved to safety and started a career-high 11-of-13 games in his first year on defense. He finished with 49 tackles, 2.0 tackles for loss and one interception. Farley helped Notre

Dame finish the regular season 12-0 and earn a spot in the BCS National Championship Game.

FOOTBALL WITHOUT BARRIERS

In March of 2018, Farley embarked on a trip to Portugal with a group of current and former NFL players, including Colts teammates Jabaal Sheard and Chris Milton. The group represented American Football Without Barriers, a nonprofit organization dedicated to globalizing American football and reaching underprivileged communities. Activities on the trip included a football camp for youth displaced during Portugal's 2017 wildfires, a visit to the Albufeira orphanage and a camp for adult players in Algarve. "(AFWB) goes to a different place every year," Farley said. "Guys will be out there in full pads, teaching proper techniques, having coaching clinics. It just spreads the game, which is really cool to be a part of."



MR. SPORTSMAN

Matthias boasts an eclectic range of hobbies off the field. One that surprises even him is bird hunting. He became a bird hunter thanks to his two German Shorthaired Pointers, Harper and Loki. "They're so much fun," Farley said. "I take them hunting. I wouldn't classify myself as a hunter, but that's what God put them on the earth to do. It's really awesome to see them do what they're bred to do. Farley takes the two dogs to Maier Pheasant Farm in Bremen, Ind. to hunt and always gets strange looks in the process. "I show up at these hunting lodges, and I've got dreads and a huge beard. I'm all tatted up. People are like, 'What are you doing here?' I come back and I've got all these birds. Don't judge a book by its cover, dog."



NFL HIGHLIGHTS CONT...

- and totaled 95 tackles (58 solo), 4.0 tackles for loss, seven passes defended, two interceptions, one forced fumble and one fumble recovery.
- Played in all 16 games in his rookie season and posted four tackles while leading the team with 12 special teams stops.



@MFARLEY41



@MFARLEY41

41 MATTHIAS FARLEY

SAFETY



COLLEGE HIGHLIGHTS

- Played in 52 games (26 starts) in four seasons at Notre Dame and recorded 192 tackles, 9.5 tackles for loss, 3.5 sacks, eight interceptions, 13 passes defended and one forced fumble.
- Posted 40 or more tackles in all four seasons at Notre Dame.
- Appeared in 13 games (three starts) as a senior in 2015 and collected 41 tackles, one forced fumble, one interception and two passes defended.
- Competed in 13 games (four starts) in 2014 and set career highs with 53 tackles, 6.5 tackles for loss, 3.5 sacks, four interceptions and five passes defended. His four interceptions tied for the team lead and he ranked second on the team in sacks.
- Played in 13 games (eight starts) in 2013 and recorded 49 tackles, two interceptions and five passes defended.
- Moved to safety in 2012 and started a career-high 11-of-13 games in his first year on defense as he finished with 49 tackles, 2.0 tackles for loss and one interception. Helped Notre Dame finish the regular season 12-0 and earn a spot in the BCS National Championship Game.
- Began his collegiate career as a wide receiver and redshirted in 2011.

PERSONAL

- Led Christian High School in Charlotte, N.C. to the 2010 North Carolina Independent Schools Athletic Association state football title.
- Selected to the NCISAA Division I All-State team as a wide receiver by the *Charlotte Observer* following his senior season in 2010.
- Did not start playing football until his junior year of high school. He played soccer his first two years.
- Ranked No. 18 on the *MaxPrep* Top 25 Safeties list.
- Tabbed a first-team all-conference choice as wide receiver in 2010 by the *Charlotte Observer*.
- Named to the 2010 All-Mecklenburg First Team by the *Charlotte Observer* as a defensive back after totaling 39 tackles and two interceptions.
- Registered 49 tackles and one interception during his senior season. Had 37 receptions for more than 600 yards and registered 10 touchdowns in 2010.
- Named one of the top 25 players in North Carolina in

PERSONAL CONT...

- 2010 by the *Charlotte Observer*.
- Recorded 37 receptions for more than 900 yards and 12 touchdowns as a junior in 2009.
- Has volunteered for several PLAY 60 events, including the Colts Playground Build, Hometown Huddle, Colts Day in Schools and the Hispanic Heritage Month Camp.
- During the holidays, volunteered at the team's Shop With a Colt event and sang carols and distributed gifts to patients at Riley Hospital.
- Spent time with breast cancer patients and survivors at Colts Pamper Her Pink events. Also visited with breast cancer patients at Simon Cancer Center for Breast Cancer Awareness.
- Visited the Humane Society and spent time with shelter dogs and cats.
- Fitted students for new shoes and hats at the team's Cold Feet Warm Shoes event.
- Assisted in hunger relief efforts volunteering at Wheeler Mission, Gleaners Food Bank, Second Helpings, Million Meal Marathon, the Meijer Thanksgiving Shopping event and Thanksgiving distribution with teammates.
- Read to school students and helped to purchase school supplies in conjunction with the Colts Day in Schools event.
- Was a celebrity chef at the Children's Bureau Celebrity Cook-Off event.
- Volunteered with Peace Learning Center to discuss social issues in addition to participating in team building activities alongside IMPD with middle schoolers.
- Graduated from Notre Dame in May of 2015, with a degree in film, television and theatre from the College of Arts and Letters.
- A native of Charlotte, N.C.

ADDITIONAL TRANSACTIONS

- Waived by the Arizona Cardinals on September 3, 2016.
- Signed by the Cardinals as an undrafted free agent on May 2, 2016

MATTHIAS FARLEY - NFL REGULAR SEASON STATISTICS

DATE	TEAM	GP	GS	TK	S	TACKLES				QBH	NO	INTERCEPTIONS				FUMBLES				ST				MISC			
						TKL	AS	SK	YDS			YDS	LG	TD	PD	FF	FR	YDS	TK	S	A	FF	FR	S	A		
2016	Colts	16	0	4	4	0	0	0	0.0	0.0	0	0	0	0	0	0	0	7	4	3	0	0	0	0	0	0	0
2017	Colts	16	15	95	58	37	4	13	0.0	0.0	3	2	9	9	0	7	1	1	0	3	2	1	0	0	0	0	0
2018	Colts	5	1	17	10	7	0	0	0.0	0.0	0	1	7	7	0	4	1	0	0	2	1	1	0	0	0	0	0
TOTALS		37	16	116	72	44	4	13	0.0	0.0	3	3	16	9	0	11	2	1	0	12	7	5	0	0	0	0	0



@MFARLEY41



@MFARLEY41

41

MATTHIAS FARLEY

SAFETY



MATTHIAS FARLEY - NFL POSTSEASON STATISTICS

DATE	TEAM	GP	GS	TACKLES							INTERCEPTIONS					FUMBLES					ST				MISC				
				TK	S	A	TFL	YDS	SK	YDS	QBH	NO	YDS	LG	TD	PD	FF	FR	YDS	TK	S	A	FF	FR	S	A	FF	FR	S
2018	Colts	0	0	0	0	0	0	0	0.0	0.0	0	0	0	0	0	0	0	0	0	0	0	0	0	0	0	0	0	0	0
TOTALS		0	0	0	0	0	0	0	0.0	0.0	0	0	0	0	0	0	0	0	0	0	0	0	0	0	0	0	0	0	

SINGLE-GAME HIGHS: DEFENSIVE

- Total Tackles** 10 vs. Denver Broncos, Dec 14, 2017
...2 more at 10.
- Passes Defensed** 2 at New England Patriots, Oct 04, 2018
...1 more at 2.
- Forced Fumbles** 1 vs. Cincinnati Bengals, Sep 09, 2018
...1 more at 1.
- Fumble Recoveries** 1 vs. Jacksonville Jaguars, Oct 22, 2017
- Tackles For Loss** 1 vs. Houston Texans, Dec 31, 2017
...3 more at 1.
- Interceptions** 1 at New England Patriots, Oct 04, 2018
...2 more at 1.
- Interception Return Yards** 9 at Buffalo Bills, Dec 10, 2017
7 at New England Patriots, Oct 04, 2018
- Special Teams Tackles** 2 at New York Jets, Dec 05, 2016
1 vs. Houston Texans, Sep 30, 2018
...9 more at 1.

2016 GAME-BY-GAME REGULAR SEASON STATISTICS (COLTS)

DATE	OPPONENT	P	TACKLES							INTERCEPTIONS					FUMBLES					ST				MISC										
			TK	S	A	SK	YDS	TFL	YDS	QBH	NO	YDS	LG	TD	PD	FF	FR	YDS	TK	S	A	FF	FR	S	A	FF	FR	S	A	FF	FR	S	A	FF
09/11	Lions	P	0	0	0	0.0	0.0	0	0	0	0	0	0	0	0	0	0	0	0	0	0	0	0	0	0	0	0	0	0	0	0	0	L	35-39
09/18	Broncos	P	1	1	0	0.0	0.0	0	0	0	0	0	0	0	0	0	0	0	0	1	1	0	0	0	0	0	0	0	0	0	0	L	20-34	
09/25	Chargers	P	0	0	0	0.0	0.0	0	0	0	0	0	0	0	0	0	0	0	0	0	0	0	0	0	0	0	0	0	0	0	W	26-22		
10/02	at Jaguars	P	0	0	0	0.0	0.0	0	0	0	0	0	0	0	0	0	0	0	0	0	0	0	0	0	0	0	0	0	0	0	L	27-30		
10/09	Bears	P	0	0	0	0.0	0.0	0	0	0	0	0	0	0	0	0	0	0	0	0	0	0	0	0	0	0	0	0	0	W	29-23			
10/16	at Texans	P	0	0	0	0.0	0.0	0	0	0	0	0	0	0	0	0	0	0	1	1	1	0	0	0	0	0	0	0	0	L	23-26+			
10/23	at Titans	P	0	0	0	0.0	0.0	0	0	0	0	0	0	0	0	0	0	0	1	0	1	0	0	0	0	0	0	0	W	34-26				
10/30	Chiefs	P	0	0	0	0.0	0.0	0	0	0	0	0	0	0	0	0	0	0	0	0	0	0	0	0	0	0	0	0	0	L	14-30			
11/06	at Packers	P	0	0	0	0.0	0.0	0	0	0	0	0	0	0	0	0	0	0	0	0	0	0	0	0	0	0	0	0	W	31-26				
11/20	Titans	P	0	0	0	0.0	0.0	0	0	0	0	0	0	0	0	0	0	0	1	1	0	0	0	0	0	0	0	W	24-17					
11/24	Steelers	P	0	0	0	0.0	0.0	0	0	0	0	0	0	0	0	0	0	0	1	1	0	0	0	0	0	0	0	0	L	7-28				
12/05	at Jets	P	0	0	0	0.0	0.0	0	0	0	0	0	0	0	0	0	0	2	1	1	0	0	0	0	0	0	0	W	41-10					
12/11	Texans	P	0	0	0	0.0	0.0	0	0	0	0	0	0	0	0	0	0	0	0	0	0	0	0	0	0	0	0	0	L	17-22				
12/18	at Vikings	P	1	1	0	0.0	0.0	0	0	0	0	0	0	0	0	0	0	0	0	0	0	0	0	0	0	0	0	0	W	34-6				
12/24	at Raiders	P	0	0	0	0.0	0.0	0	0	0	0	0	0	0	0	0	0	0	0	0	0	0	0	0	0	0	0	L	25-33					
01/01	Jaguars	P	2	2	0	0.0	0.0	0	0	0	0	0	0	0	0	0	0	0	0	0	0	0	0	0	0	0	0	W	24-20					
2016 TOTALS		16-0	4	4	0	0.0	0.0	0	0	0	0	0	0	0	0	0	0	7	4	3	0	0	0	0	0	0	0	0	0	0	8-8			

+ - Overtime

2017 GAME-BY-GAME REGULAR SEASON STATISTICS (COLTS)

DATE	OPPONENT	S	TACKLES							INTERCEPTIONS					FUMBLES					ST				MISC						
			TK	S	A	SK	YDS	TFL	YDS	QBH	NO	YDS	LG	TD	PD	FF	FR	YDS	TK	S	A	FF	FR	S	A	FF	FR	S	A	FF
09/10	at Rams	S	10	8	2	0.0	0.0	0	0	0	0	0	0	0	0	0	0	0	0	0	0	0	0	0	0	0	0	0	L	9-46
09/17	Cardinals	S	7	5	2	0.0	0.0	0	0	0	0	0	0	0	2	0	0	0	1	1	0	0	0	0	0	0	0	L	13-16+	
09/24	Browns	S	2	1	1	0.0	0.0	1	2	0	0	0	0	0	0	0	0	0	0	0	0	0	0	0	0	0	W	31-28		
10/01	at Seahawks	S	10	4	6	0.0	0.0	0	0	0	1	0	0	0	1	0	0	0	0	0	0	0	0	0	0	0	0	L	18-46	
10/08	49ers	S	5	4	1	0.0	0.0	0	0	0	0	0	0	0	1	0	0	0	1	1	0	0	0	0	0	0	W	26-23-		
10/16	at Titans	S	7	4	3	0.0	0.0	0	0	0	0	0	0	0	0	0	0	0	0	0	0	0	0	0	0	0	L	22-36		
10/22	Jaguars	S	4	2	2	0.0	0.0	0	0	0	0	0	0	0	1	1	0	0	0	0	0	0	0	0	0	0	L	0-27		
10/29	at Bengals	S	0	0	0	0.0	0.0	0	0	1	0	0	0	0	0	0	0	0	0	0	0	0	0	0	0	0	L	23-24		
11/05	at Texans	S	8	6	2	0.0	0.0	0	0	0	0	0	0	0	1	0	0	0	0	0	0	0	0	0	0	0	W	20-14		
11/12	Steelers	S	5	2	3	0.0	0.0	1	7	0	0	0	0	0	1	0	0	0	0	0	0	0	0	0	0	0	L	17-20		
11/26	Titans	S	2	1	1	0.0	0.0	0	0	0	0	0	0	0	0	0	0	0	0	0	0	0	0	0	0	0	L	16-20		
12/03	at Jaguars	S	7	5	2	0.0	0.0	0	0	1	0	0	0	0	0	0	0	0	0	0	0	0	0	0	0	0	L	10-30		
12/10	at Bills	S	9	7	2	0.0	0.0	1	1	0	1	9	9	0	1	0	0	0	0	0	0	0	0	0	0	0	L	7-13-		
12/14	Broncos	P	10	3	7	0.0	0.0	0	0	0	0	0	0	0	0	0	0	0	1	0	1	0	0	0	0	0	L	13-25		
12/23	at Ravens	S	5	3	2	0.0	0.0	0	0	0	0	0	0	0	0	0	0	0	0	0	0	0	0	0	0	0	L	16-23		
12/31	Texans	S	4	3	1	0.0	0.0	1	3	1	0	0	0	0	0	0	0	0	0	0	0	0	0	0	0	0	W	22-13		
2017 TOTALS		16-15	95	58	37	0.0	0.0	4	13	3	2	9	9	0	7	1	1	0	3	2	1	0	0	0	0	0	0	4-12		

+ - Overtime



@MFARLEY41



@MFARLEY41

41

MATTHIAS FARLEY

SAFETY



2018 GAME-BY-GAME REGULAR SEASON STATISTICS (COLTS)

DATE	OPPONENT	P	TACKLES							INTERCEPTIONS					FUMBLES			ST				MISC			SCORE					
			TK	S	A	SK	YDS	TFL	YDS	QBH	NO	YDS	LG	TD	PD	FF	FR	YDS	TK	S	A	FF	FR	S		A	W/L			
09/09	Bengals	P	2	2	0	0.0	0.0	0	0	0	0	0	0	0	0	0	0	1	0	0	1	0	1	0	0	0	0	0	L	23-34
09/16	at Redskins	P	1	1	0	0.0	0.0	0	0	0	0	0	0	1	0	0	0	0	0	0	0	0	0	0	0	0	0	W	21-9	
09/23	at Eagles	P	1	0	1	0.0	0.0	0	0	0	0	0	0	0	0	0	0	0	0	0	0	0	0	0	0	0	0	L	16-20	
09/30	Texans	S	7	6	1	0.0	0.0	0	0	0	0	0	0	1	0	0	0	0	0	1	1	0	0	0	0	0	0	L	34-37+	
10/04	at Patriots	P	6	1	5	0.0	0.0	0	0	0	1	7	7	0	2	0	0	0	0	0	0	0	0	0	0	0	0	L	24-38	
10/14	at Jets																											L	34-42	
10/21	Bills																											W	37-5	
10/28	at Raiders																											W	42-28	
11/11	Jaguars																											W	29-26	
11/18	Titans																											W	38-10	
11/25	Dolphins																											W	27-24	
12/02	at Jaguars																											L	0-6	
12/09	at Texans																											W	24-21	
12/16	Cowboys																											W	23-0	
12/23	Giants																											W	28-27	
12/30	at Titans																											W	33-17	
2018 TOTALS		5-1	17	10	7	0.0	0.0	0	0	0	1	7	7	0	4	1	0	0	2	1	1	0	0	0	0	10-6				

+ - Overtime

2018 GAME-BY-GAME POSTSEASON STATISTICS (COLTS)

DATE	OPPONENT	TACKLES							INTERCEPTIONS					FUMBLES			ST				MISC			SCORE					
		TK	S	A	SK	YDS	TFL	YDS	QBH	NO	YDS	LG	TD	PD	FF	FR	YDS	TK	S	A	FF	FR	S		A	W/L			
01/05	at Texans																											W	21-7
01/12	at Chiefs																											L	13-31
2018 TOTALS		0	0	0	0.0	0.0	0	0	0	0	0	0	0	0	0	0	0	0	0	0	0	0	0	0	0	0	0	1-1	



@MFARLEY41



@MFARLEY41

10 DAURICE FOUNTAIN

WIDE RECEIVER



6-2 • 210

NFL EXP: 1 (2nd Year with Colts)

BORN: 12/22/95



Fountain was originally selected by the Colts in the fifth round (159th overall) of the 2018 NFL Draft.

DOWN THE STRETCH

Hobbies outside of football: Reading the Bible and playing Fortnite

What is something interesting about you that most people may not know: I use to be able to play the viola. I played it for about four to six years. I started when I was probably in the third grade and went on from there. I don't play too much anymore though.

Do you have a nickname: Reece

Pet peeve: Inconsistency

Favorite television show: "13 Reasons Why"

Strangest thing you have ever eaten: Oysters

Pregame ritual: I always take a moment to myself to just clear my head and remind myself that even though it is business that it is still a game. So go out there and have fun. I tell myself to not be uptight because when you're uptight you can't really play to your true level.

What's on your bucket list: Off the field I would like to travel to Italy or something like that.

Inspiration: Besides God, I have to say my trainer Michael London back in Wisconsin. He has always been one of the biggest mentors for me not only from an athletic standpoint but becoming a better overall man.

FCS STRONG

Growing up in Madison, Wis., Fountain always wanted to play FBS football and preferred going to the University of Wisconsin. He was recruited there before their coach, Bret Bielema, left for Arkansas. That's when Northern Iowa came calling. He told *The Gazette* in 2016, "UNI came in at the last minute. When I came here, I fell in love with the place." Fountain made the most of his career at UNI with 150 receptions for 2,077 yards and 23 touchdowns.



@REECE_JMM



@REECE_JMM

10 DAURICE FOUNTAIN

WIDE RECEIVER



NFL HIGHLIGHTS

- In 2018, he appeared in one regular season game and two postseason contests and did not record any statistics.

COLLEGE HIGHLIGHTS

- Played in 52 games (37 starts) in four seasons (2014-17) at Northern Iowa and totaled 150 receptions for 2,077 yards and 23 touchdowns.
- Started every game but one from 2015-17 and led the team in receptions, receiving yards and receiving touchdowns in all three seasons.
- Earned First Team All-Missouri Valley Football Conference honors as a senior in 2017.
- As a senior in 2017, started in 13 games at wide receiver. For the third consecutive season, led the team in receptions (66), receiving yards (943) and touchdowns (12), which were all career highs.
- Started all 11 games at wide receiver for the Panthers in 2016. Led the team in receptions (33), receiving yards (413) and touchdowns (five). Also added two kickoff returns for 45 yards.
- Played in all 14 games (13 starts) at wide receiver in 2015 and led the team in receptions (41), receiving yards (604) and touchdowns (five).
- Saw action in all 14 games in 2014 as just one of three true freshmen to play for the Panthers in 2014. Finished the season with 10 receptions for 117 yards and one touchdown.

PERSONAL

- Attended James Madison Memorial High School in Madison, Wis., and helped the team to two state playoff appearances.
- Recognized as the 2014 *Wisconsin States Journal* Male Athlete of the Year.
- As a senior team captain in 2013, earned first team all-state honors as a wide receiver and was named Big 8 Conference Player of the Year.
- Rated as a two-star recruit on *Rivals.com* and as a three-star recruit on *247Sports.com*.
- Named an all-city defensive back and a Second Team Big 8 All-Conference honoree in 2012.
- Also lettered in track & field and basketball.
- Earned first team all-state honors in track in 2013.
- Became the state record holder in the 110m hurdles and is the school record holder in the long jump.
- Won state titles in the 110m hurdles and long jump in 2012.
- Studied communications at Northern Iowa.

DAURICE FOUNTAIN - NFL REGULAR SEASON STATISTICS

DATE	TEAM	GP	GS	RECEIVING			LG	TD	RUSHING			LG	TD
				NO.	YDS	AVG			NO.	YDS	AVG.		
2018	Colts	1	0	0	0	0.0	0	0	0	0.0	0	0	0
TOTALS		1	0	0	0	0.0	0	0	0	0.0	0	0	0

DAURICE FOUNTAIN - NFL POSTSEASON STATISTICS

DATE	TEAM	GP	GS	RECEIVING			LG	TD	RUSHING			LG	TD
				NO.	YDS	AVG			NO.	YDS	AVG.		
2018	Colts	2	0	0	0	0.0	0	0	0	0.0	0	0	0
TOTALS		2	0	0	0	0.0	0	0	0	0.0	0	0	0

DAURICE FOUNTAIN - NFL REGULAR SEASON STATISTICS

DATE	TEAM	RET.	KICKOFF RETURNS				PUNT RETURNS				LG	TD	
			YDS.	AVG.	LG	TD	NO.	FC	YDS	AVG			
2018	Colts	0	0	0.0	0	0	0	0	0	0.0	0	0	0
TOTALS		0	0	0.0	0	0	0	0	0	0.0	0	0	0



@REECE_JMM



@REECE_JMM

10

DAURICE FOUNTAIN

WIDE RECEIVER



DAURICE FOUNTAIN - NFL POSTSEASON STATISTICS

DATE TEAM	RET.	KICKOFF RETURNS				PUNT RETURNS					
		YDS.	AVG.	LG	TD	NO.	FC	YDS	AVG	LG	TD
2018 Colts	0	0	0.0	0	0	0	0	0	0.0	0	0
TOTALS	0	0	0.0	0	0	0	0	0	0.0	0	0

2018 GAME-BY-GAME REGULAR SEASON STATISTICS (COLTS)

DATE OPPONENT P/S	NO	RECEIVING			ATT	RUSHING			TD	W/L	SCORE
		YDS	LG	TD		YDS	LG	TD			
09/09 Bengals										L	23-34
09/16 at Redskins										W	21-9
09/23 at Eagles										L	16-20
09/30 Texans										L	34-37+
10/04 at Patriots										L	24-38
10/14 at Jets										L	34-42
10/21 Bills										W	37-5
10/28 at Raiders										W	42-28
11/11 Jaguars										W	29-26
11/18 Titans										W	38-10
11/25 Dolphins										W	27-24
12/02 at Jaguars										L	0-6
12/09 at Texans P	0	0	0	0	0	0	0	0	0	W	24-21
12/16 Cowboys										W	23-0
12/23 Giants										W	28-27
12/30 at Titans										W	33-17
2018 TOTALS	1-0	0	0	0	0	0	0	0	0	0	10-6

+ - Overtime

2018 GAME-BY-GAME POSTSEASON STATISTICS (COLTS)

DATE OPPONENT P/S	NO	RECEIVING			ATT	RUSHING			TD	W/L	SCORE
		YDS	LG	TD		YDS	LG	TD			
01/05 at Texans P	0	0	0	0	0	0	0	0	0	W	21-7
01/12 at Chiefs P	0	0	0	0	0	0	0	0	0	L	13-31
2018 TOTALS	2-0	0	0	0	0	0	0	0	0	0	1-1



@REECE_JMM



@REECE_JMM

44 ZAIRE FRANKLIN

LINEBACKER



6-0 • 235
NFL EXP: 2 (2nd Year with Colts)
BORN: 7/2/96

S SYRACUSE



Franklin was selected by the Colts in the seventh round (235th overall) of the 2018 NFL Draft.

DOWN THE STRETCH

Bucket list item: Travel

Who do you try to mold your game after: Bobby Wagner. I had a chance to watch him train and just the way he plays the game is elite. He's a guy I try to model myself after.

Motto you live by: Excellence is not an instance, it's a habit.

Favorite meal: Cheesesteaks

Favorite snack: I love Hot Cheetos.

Favorite TV show: "Game of Thrones"

Favorite movie: "Do the Right Thing"

Favorite artist: Meek Mill

Favorite vacation spot: Bahamas

Biggest obstacle you've had to overcome: Loss of family.

Proudest achievement outside of football: Getting my degree in finance at Syracuse.

If you could have dinner with three people, who would you invite: Jay-Z, Kevin Hart and Barack Obama

Favorite childhood sports memory as a fan: When I was young, this was before LeBron left to go to Miami, the Cavs played the 76ers. This was back when Andre Iguodala was on the 76ers, and I just remember sneaking down to the bottom level of the stadium. The 76ers almost ended up winning and only lost by a couple points in overtime, but Iguodala came down on the fast break and just completely demolished Jamario Moon. It was one of the most disrespectful things I've ever seen. That was a fun game to go to. I grew up a fan of every Philadelphia team.

Something Colts fans might not know: Marvin Harrison is from Philadelphia and his son currently goes to the same high school I went to — La Salle. I don't know him personally, he's young, but I hear he's really good. I obviously know the legacy of the last few Syracuse guys to go to the Colts and I want to live up to that.



FOLLOW THE LEADER

Franklin's legacy at Syracuse University transcends the game of football, as he is one of the best leaders the school has ever produced. He became the first sophomore football player to be named a captain at Syracuse since the 1940s and was the first player to be a three-time Orange captain since 1896. He served as the president of his fraternity, Omega Psi Phi, and organized community-driven initiatives for the group that included donating 100-plus new backpacks filled with school supplies to children in need. In 2016, Franklin helped organize and lead a campus-wide discussion, 'Real Men Real Talk: Locker Room Talk Edition,' to open up dialogue on the role men can play in preventing sexual violence and how athletes can contribute positively to society. "I'm trying to create my own foundation at the moment. Anything to give back to the less fortunate and helping kids in Philly or Indy is something I want to do."



WON'T LOOK BACK

Franklin's mother, Shelice, dropped out of college as a junior to raise him and made a promise to herself that Zaire would be the first one in the family to earn a college degree. For years, she suffered from a recurring brain tumor on the occipital nerve at the base of her brain and eventually died from heart failure in February of 2013. Roughly two months later, his grandmother and other primary caretaker, Juanita Highsmith-Bailey, died from sepsis-induced kidney failure. Despite the adversity, Franklin persevered and was able to land a scholarship and excel both on the football field and in the classroom. In 2017, he fulfilled his mother's promise and graduated from Syracuse University with a degree in finance — even doing so a semester early.

HOME IS WHERE THE HEART IS

Franklin made an immediate impact in his hometown community when he visited Kenderton School, located in North Philadelphia, in July of 2018. Working with the Colts, Philly's Finest and French Toast, a school uniform outfitter, Franklin was able to donate a uniform to every child in kindergarten to fifth grade at Kenderton. His donation provided over 300 school children a uniform for the 2018-19 school year. On his Instagram page, Franklin said, "This city will always hold a special place in my heart. I'm blessed I can give back to the place I called home for so many years and the place that helped shaped me into the man I am today." He is in the works to do another uniform donation in the summer of 2019.



COLLEGE HIGHLIGHTS CONT...

NFL HIGHLIGHTS

- In 2018, he played in all 16 games (two starts) and totaled 25 tackles (10 solo), one pass defended and four special teams stops. Started two postseason games and had one tackle.

COLLEGE HIGHLIGHTS

- Played in all 48 games during his four seasons (2014-17) at Syracuse and started the final 39 games of his career beginning with the last three games of his freshman season.
- Became the second three-time captain in the history of Syracuse football (Robert Adams, 1894-96) and the first in the modern era.
- Earned All-ACC honors twice (2016-17).
- Tallied 311 tackles, the most for a Syracuse defender since Kelvin Smith notched 325 from 2003-06.
- Finished his career tied for ninth in program history with 31.5 tackles for loss.
- In addition, recorded 8.5 sacks, 10 passes defended, two interceptions and five forced fumbles.
- In 2016, teamed with Parris Bennett to become the first set of Orange teammates with more than 100 tackles in the same season since 2003.
- Started all 12 games at middle linebacker in 2017 and ranked second on the team with 85 tackles (41 solo), including 5.5 tackles for loss and 1.5 sacks.
- For the second consecutive season, started all 12 games at middle linebacker in 2016 and was named one of the team captains. Finished second on the team with 101 tackles (56 solo) and tied for the team lead with 10.0 tackles for loss.
- Started all 12 games at middle linebacker in 2015 and was voted the fourth sophomore captain in team history and the first since Angelo Accocella in 1945. Led the team with 81 tackles (59 solo) and was second on the team in tackles for loss (11.0).
- As a freshman in 2014, played in 12 games (three starts) and finished sixth on the team with 44 tackles (31 solo). Also tallied 5.0 tackles for loss, 2.0 sacks, two passes defended and one forced fumble.

44 ZAIRE FRANKLIN

LINEBACKER



PERSONAL

- Attended La Salle College High School and was selected to the 2013 PIAA AAAA All-State Team and to the AAAA All-Catholic League first-team.
- Played in the 2014 Big 33 Football Classic.
- Dual majored in finance and marketing management at Syracuse.

ZAIRE FRANKLIN - NFL REGULAR SEASON STATISTICS

DATE	TEAM	GP	GS	TACKLES							INTERCEPTIONS				FUMBLES			ST				MISC									
				TK	S	A	TFL	YDS	SK	YDS	QBH	NO	YDS	LG	TD	PD	FF	FR	YDS	TK	S	A	FF	FR	S	A					
2018	Colts	16	2	25	10	15	0	0	0.0	0.0	0	0	0	0	0	0	0	0	0	1	0	0	0	0	4	4	0	0	0	0	0
TOTALS		16	2	25	10	15	0	0	0.0	0.0	0	0	0	0	0	0	0	0	1	0	0	0	0	4	4	0	0	0	0	0	

ZAIRE FRANKLIN - NFL POSTSEASON STATISTICS

DATE	TEAM	GP	GS	TACKLES							INTERCEPTIONS				FUMBLES			ST				MISC								
				TK	S	A	TFL	YDS	SK	YDS	QBH	NO	YDS	LG	TD	PD	FF	FR	YDS	TK	S	A	FF	FR	S	A				
2018	Colts	2	2	0	0	0	0	0.0	0.0	0	0	0	0	0	0	0	0	0	0	0	0	0	0	0	0	0	0	0	0	0
TOTALS		2	2	0	0	0	0	0.0	0.0	0	0	0	0	0	0	0	0	0	0	0	0	0	0	0	0	0	0	0	0	0

SINGLE-GAME HIGHS: DEFENSIVE

- Total Tackles** 11 at New England Patriots, Oct 04, 2018
6 vs. New York Giants, Dec 23, 2018
3 at Tennessee Titans, Dec 30, 2018
- Special Teams Tackles** 1 at Houston Texans, Dec 09, 2018
...3 more at 1.
- Passes Defensed** 1 at Oakland Raiders, Oct 28, 2018

2018 GAME-BY-GAME REGULAR SEASON STATISTICS (COLTS)

DATE	OPPONENT	P	TACKLES							INTERCEPTIONS				FUMBLES			ST				MISC										
			TK	S	A	TFL	YDS	SK	YDS	QBH	NO	YDS	LG	TD	PD	FF	FR	YDS	TK	S	A	FF	FR	S	A	W/L	SCORE				
09/09	Bengals	P	0	0	0	0.0	0.0	0	0	0	0	0	0	0	0	0	0	0	0	1	1	0	0	0	0	0	L	23-34			
09/16	at Redskins	P	0	0	0	0.0	0.0	0	0	0	0	0	0	0	0	0	0	0	1	1	0	0	0	0	0	0	W	21-9			
09/23	at Eagles	S	2	0	2	0.0	0.0	0	0	0	0	0	0	0	0	0	0	0	1	1	0	0	0	0	0	0	L	16-20			
09/30	Texans	P	0	0	0	0.0	0.0	0	0	0	0	0	0	0	0	0	0	0	0	0	0	0	0	0	0	0	L	34-37+			
10/04	at Patriots	S	11	1	10	0.0	0.0	0	0	0	0	0	0	0	0	0	0	0	0	0	0	0	0	0	0	0	L	24-38			
10/14	at Jets	P	1	1	0	0.0	0.0	0	0	0	0	0	0	0	0	0	0	0	0	0	0	0	0	0	0	0	L	34-42			
10/21	Bills	P	0	0	0	0.0	0.0	0	0	0	0	0	0	0	0	0	0	0	0	0	0	0	0	0	0	0	W	37-5			
10/28	at Raiders	P	2	2	0	0.0	0.0	0	0	0	0	0	0	0	1	0	0	0	0	0	0	0	0	0	0	0	W	42-28			
11/11	Jaguars	P	0	0	0	0.0	0.0	0	0	0	0	0	0	0	0	0	0	0	0	0	0	0	0	0	0	0	W	29-26			
11/18	Titans	P	0	0	0	0.0	0.0	0	0	0	0	0	0	0	0	0	0	0	0	0	0	0	0	0	0	0	W	38-10			
11/25	Dolphins	P	0	0	0	0.0	0.0	0	0	0	0	0	0	0	0	0	0	0	0	0	0	0	0	0	0	0	W	27-24			
12/02	at Jaguars	P	0	0	0	0.0	0.0	0	0	0	0	0	0	0	0	0	0	0	0	0	0	0	0	0	0	0	L	0-6			
12/09	at Texans	P	0	0	0	0.0	0.0	0	0	0	0	0	0	0	0	0	0	0	1	1	0	0	0	0	0	0	W	24-21			
12/16	Cowboys	P	0	0	0	0.0	0.0	0	0	0	0	0	0	0	0	0	0	0	0	0	0	0	0	0	0	0	W	23-0			
12/23	Giants	P	6	5	1	0.0	0.0	0	0	0	0	0	0	0	0	0	0	0	0	0	0	0	0	0	0	0	W	28-27			
12/30	at Titans	P	3	1	2	0.0	0.0	0	0	0	0	0	0	0	0	0	0	0	0	0	0	0	0	0	0	0	W	33-17			
2018 TOTALS	16-2		25	10	15	0.0	0.0	0	0	0	0	0	0	0	0	0	0	0	1	0	0	0	0	4	4	0	0	0	0	0	10-8

+ - Overtime

2018 GAME-BY-GAME POSTSEASON STATISTICS (COLTS)

DATE	OPPONENT	S	TACKLES							INTERCEPTIONS				FUMBLES			ST				MISC							
			TK	S	A	TFL	YDS	SK	YDS	QBH	NO	YDS	LG	TD	PD	FF	FR	YDS	TK	S	A	FF	FR	S	A	W/L	SCORE	
01/05	at Texans	S	0	0	0	0.0	0.0	0	0	0	0	0	0	0	0	0	0	0	0	0	0	0	0	0	0	0	W	21-7
01/12	at Chiefs	S	0	0	0	0.0	0.0	0	0	0	0	0	0	0	0	0	0	0	0	0	0	0	0	0	0	0	L	13-31
2018 TOTALS	2-2		0	0	0	0.0	0.0	0	0	0	0	0	0	0	0	0	0	0	0	0	0	0	0	0	0	0	1-1	

17 DEVIN FUNCHESS

WIDE RECEIVER

(FUN-chess)



6-4 • 225

NFL EXP: 5 (1st Year with Colts)

BORN: 5/21/94

M MICHIGAN



Funchess was signed by the Colts as an unrestricted free agent on March 14, 2019.

DOWN THE STRETCH

Do you have any nicknames: Funch

Who is your favorite artist: Lil Wayne

What is your favorite movie: "The Little Rascals"

What is the best advice that you've gotten: Live your life.

Who is your mentor: My grandad, James.

Pet peeves: I don't like repeating myself.

What is one thing you can't live without: My grill

What are your hobbies outside of football: I like to watch movies and go bowling.

Who was your favorite athlete growing up: LeBron James

Do you have any hidden talents: I can whistle.

A GREAT ROLE MODEL

Funchess was raised by his grandfather and mentor, James, but he always had another mentor in his cousin. Antonio Gates is the Chargers all-time leader in receptions, receiving yards and receiving touchdowns. He has also helped Funchess adjust to the NFL. "I pay attention to everything he does," Funchess told *ESPN.com*. "I'm a quiet guy, and I made sure every time I watched him I see what he does."



17 DEVIN FUNCHESS

WIDE RECEIVER

(FUN-chess)



LOCKING IN

Funchess grew up near Detroit and with his father going to jail when Devin was two, he saw a lot of things that most young children don't have to deal with. That included being evicted multiple times, but he finally set his goal after coming home one day with his family's stuff on the street. "That's when the light really hit for me," Funchess told *247Sports*. "That's when it's like, 'I'm not doing this no more.' I'm not going to college to pay for it, so I had to get serious about football." He ended up getting a full scholarship at Michigan before being a second round pick in the 2015 NFL Draft.



NFL HIGHLIGHTS

- Has competed in 61 games (40 starts) and totaled 161 receptions for 2,233 yards and 21 touchdowns.
- In 2018, he played in 14 games (12 starts) and had 44 receptions for 549 yards and four touchdowns. He caught a season-high seven passes for 77 yards in a Week 2 loss at Atlanta (9/16). Recorded five catches for 74 yards and one touchdown in Week 6 against Washington. Totaled six receptions for 62 yards and one touchdown in a Week 7 win at Philadelphia.
- In 2017, he started all 16 games and finished with career highs in receptions (63), receiving yards (840) and receiving touchdowns (eight). He also started one postseason game and finished with four receptions for 79 yards. Caught two touchdowns in a Week 4 win at New England and a Week 10 win vs. Miami. He topped the 100-yard receiving plateau (108) in a Week 12 win at the New York Jets.
- In 2016, he appeared in 15 games (seven starts) and accumulated 23 receptions for 371 yards and four touchdowns. Led the Panthers in receiving yard average (16.1) and tied for second on the team with four receiving touchdowns.
- As a rookie in 2015, he played in all 16 games (five starts) and had 31 receptions for 473 yards and five touchdowns. His five receiving touchdowns tied for second most by a rookie in franchise history. Also started three postseason contests and totaled five receptions for 73 yards and one touchdown.

COLLEGE HIGHLIGHTS

- Appeared in 37 games (25 starts) at Michigan and totaled 126 receptions for 1,715 yards and 15 touchdowns. He also caught at least one pass in each of his final 24 games.
- After transitioning to a wide receiver as a junior, he was a Second Team All-Big Ten Conference choice after starting 11 games and having a team-high 62 receptions for 733 yards and four touchdowns. He scored three touchdowns against Appalachian State and became the first wide receiver in school history to have three touchdown receptions in the season opener.

COLLEGE HIGHLIGHTS CONT...

- In 2013, he appeared in 13 games (nine starts) as a tight end and had 49 receptions for 748 yards and six touchdowns. Named Big Ten Conference Tight End of the Year and was a Second Team All-Big Ten choice. He was also named to the *Sporting News* All-Big Ten team. His 748 receiving yards were the most receiving yards by a tight end in school history.
- As a freshman, he was selected to the Big Ten Conference All-Freshman team after playing in 13 games and totaling 15 receptions for 234 yards and a team-high five touchdowns.

PERSONAL

- Attended Harrison High School in Farmington Hills, Mich. and played football under John Herrington.
- As a senior, he was named to the *Detroit News* Blue Chip List after tallying 21 receptions for 452 yards and five touchdowns. He also totaled 3.0 sacks, one interception, one forced fumble and three passes defended.
- As a junior, he helped lead the team to the Michigan Division II state title after catching 34 passes for 709 yards and five touchdowns.
- A native of Farmington Hills, Mich.

ADDITIONAL TRANSACTIONS

- Selected by the Carolina Panthers in the second round (41st overall) of the 2015 NFL Draft.



@D_FUNCH



@DFUNCH

17 DEVIN FUNCHESS

WIDE RECEIVER

(FUN-ness)



DEVIN FUNCHESS - NFL REGULAR SEASON STATISTICS

DATE	TEAM	GP	GS	RECEIVING				RUSHING					
				NO.	YDS	AVG	LG	TD	NO.	YDS.	AVG.	LG	TD
2015	Panthers	16	5	31	473	15.3	52	5	0	0	0.0	0	0
2016	Panthers	15	7	23	371	16.1	48	4	0	0	0.0	0	0
2017	Panthers	16	16	63	840	13.3	44	8	0	0	0.0	0	0
2018	Panthers	14	12	44	549	12.5	27	4	0	0	0.0	0	0
TOTALS		61	40	161	2,233	13.9	52	21	0	0	0.0	0	0

DEVIN FUNCHESS - NFL POSTSEASON STATISTICS

DATE	TEAM	GP	GS	RECEIVING				RUSHING					
				NO.	YDS	AVG	LG	TD	NO.	YDS.	AVG.	LG	TD
2015	Panthers	3	3	5	73	14.6	24	1	0	0	0.0	0	0
2017	Panthers	1	1	4	79	19.8	24	0	0	0	0.0	0	0
TOTALS		4	4	9	152	16.9	24	1	0	0	0.0	0	0

SINGLE-GAME HIGHS: RUSHING/RECEIVING

Receptions	7 at Atlanta Falcons, Sep 16, 2018 ...4 more at 7.	All-purpose yards	120 vs. Tampa Bay Buccaneers, Jan 03, 2016 108 at New York Jets, Nov 26, 2017 92 vs. Miami Dolphins, Nov 13, 2017
Receiving Yards	120 vs. Tampa Bay Buccaneers, Jan 03, 2016 108 at New York Jets, Nov 26, 2017 92 vs. Miami Dolphins, Nov 13, 2017	Miscellaneous Tackles	1 at Washington Redskins, Oct 14, 2018 ...3 more at 1.
Longest Receptions	52 vs. Green Bay Packers, Nov 08, 2015 48 at Atlanta Falcons, Oct 02, 2016 44 at Atlanta Falcons, Dec 31, 2017	Most TDs	2 vs. Miami Dolphins, Nov 13, 2017 ...1 more at 2.
Receiving TDs	2 vs. Miami Dolphins, Nov 13, 2017 ...1 more at 2.		

SINGLE-GAME HIGHS - POSTSEASON: RUSHING/RECEIVING

Receptions	4 at New Orleans Saints, Jan 07, 2018 2 at Denver Broncos, Feb 07, 2016 ...1 more at 2.	Receiving TDs	1 vs. Arizona Cardinals, Jan 24, 2016
Receiving Yards	79 at New Orleans Saints, Jan 07, 2018 40 at Denver Broncos, Feb 07, 2016 21 vs. Arizona Cardinals, Jan 24, 2016	All-purpose yards	79 at New Orleans Saints, Jan 07, 2018 40 at Denver Broncos, Feb 07, 2016 21 vs. Arizona Cardinals, Jan 24, 2016
Longest Receptions	24 at New Orleans Saints, Jan 07, 2018 ...1 more at 24.	Most TDs	1 vs. Arizona Cardinals, Jan 24, 2016

100-YARD RECEIVING GAMES (2): REGULAR SEASON

DATE	TEAM	NO.	YDS.	AVG.	LG	TD
01/03/16	BUCCANEERS	7	120	17.1	41	1
11/26/17	at Jets	7	108	15.4	35	0



@D_FUNCH



@DFUNCH

17 DEVIN FUNCHESS

WIDE RECEIVER

(FUN-chess)



2015 GAME-BY-GAME REGULAR SEASON STATISTICS (PANTHERS)

DATE	OPPONENT	P/S	RECEIVING				ATT	RUSHING			TD	W/L	SCORE
			NO	YDS	LG	TD		YDS	LG	YDS			
09/13	at Jaguars	P	1	9	9	0	0	0	0	0	0	W	20-9
09/20	Texans	P	1	15	15	0	0	0	0	0	0	W	24-17
09/27	Saints	P	1	14	14	0	0	0	0	0	0	W	27-22
10/04	at Buccaneers	P	0	0	0	0	0	0	0	0	0	W	37-23
10/18	at Seahawks	P	2	24	16	0	0	0	0	0	0	W	27-23
10/25	Eagles	P	1	20	20	0	0	0	0	0	0	W	27-16
11/02	Colts	P	1	8	8	0	0	0	0	0	0	W	29-26+
11/08	Packers	P	3	71	52	1	0	0	0	0	0	W	37-29
11/15	at Titans	P	2	41	27	0	0	0	0	0	0	W	27-10
11/22	Redskins	S	4	64	35	1	0	0	0	0	0	W	44-16
11/26	at Cowboys	S	2	19	15	0	0	0	0	0	0	W	33-14
12/06	at Saints	S	1	13	13t	1	0	0	0	0	0	W	41-38
12/13	Falcons	P	3	25	11	0	0	0	0	0	0	W	38-0
12/20	at Giants	S	2	30	16	1	0	0	0	0	0	W	38-35
12/27	at Falcons	P	0	0	0	0	0	0	0	0	0	L	13-20
01/03	Buccaneers	S	7	120	41	1	0	0	0	0	0	W	38-10
2015 TOTALS	16-5		31	473	52	5	0	0	0	0	0	15-1	

+ - Overtime

2016 GAME-BY-GAME REGULAR SEASON STATISTICS (PANTHERS)

DATE	OPPONENT	P/S	RECEIVING				ATT	RUSHING			TD	W/L	SCORE
			NO	YDS	LG	TD		YDS	LG	YDS			
09/08	at Broncos	S	1	9	9	0	0	0	0	0	0	L	20-21
09/18	49ers	S	2	19	16t	1	0	0	0	0	0	W	46-27
09/25	Vikings	P	0	0	0	0	0	0	0	0	0	L	10-22
10/02	at Falcons	P	2	56	48	0	0	0	0	0	0	L	33-48
10/10	Buccaneers	P	0	0	0	0	0	0	0	0	0	L	14-17
10/16	at Saints	S	2	28	17t	1	0	0	0	0	0	L	38-41
10/30	Cardinals	P	3	38	22	0	0	0	0	0	0	W	30-20
11/06	at Rams	S	1	28	28	0	0	0	0	0	0	W	13-10
11/13	Chiefs	P	3	56	38t	1	0	0	0	0	0	L	17-20
11/17	Saints	S	2	32	20	0	0	0	0	0	0	W	23-20
11/27	at Raiders	P	2	19	11	0	0	0	0	0	0	L	32-35
12/04	at Seahawks	S	2	44	24	0	0	0	0	0	0	L	7-40
12/11	Chargers	S	2	33	27	1	0	0	0	0	0	W	28-16
12/19	at Redskins	P	0	0	0	0	0	0	0	0	0	W	26-15
12/24	Falcons	P	1	9	9	0	0	0	0	0	0	L	16-33
2016 TOTALS	15-7		23	371	48	4	0	0	0	0	0	6-9	

2017 GAME-BY-GAME REGULAR SEASON STATISTICS (PANTHERS)

DATE	OPPONENT	P/S	RECEIVING				ATT	RUSHING			TD	W/L	SCORE
			NO	YDS	LG	TD		YDS	LG	YDS			
09/10	at 49ers	S	2	20	16	0	0	0	0	0	0	W	23-3
09/17	Bills	S	4	68	24	0	0	0	0	0	0	W	9-3
09/24	Saints	S	4	58	21	0	0	0	0	0	0	L	13-34
10/01	at Patriots	S	7	70	16t	2	0	0	0	0	0	W	33-30
10/08	at Lions	S	7	53	15	1	0	0	0	0	0	W	27-24
10/12	Eagles	S	3	36	20	0	0	0	0	0	0	L	23-28
10/22	at Bears	S	4	41	20	0	0	0	0	0	0	L	3-17
10/29	at Buccaneers	S	2	11	9	0	0	0	0	0	0	W	17-3
11/05	Falcons	S	5	86	33	0	0	0	0	0	0	W	20-17
11/13	Dolphins	S	5	92	32t	2	0	0	0	0	0	W	45-21
11/26	at Jets	S	7	108	35	0	0	0	0	0	0	W	35-27
12/03	at Saints	S	4	60	24t	1	0	0	0	0	0	L	21-31
12/10	Vikings	S	3	59	22	1	0	0	0	0	0	W	31-24
12/17	Packers	S	1	19	19	0	0	0	0	0	0	W	31-24
12/24	Buccaneers	S	3	11	5	0	0	0	0	0	0	W	22-19
12/31	at Falcons	S	2	48	44	1	0	0	0	0	0	L	10-22
2017 TOTALS	16-16		63	840	44	8	0	0	0	0	0	11-5	



@D_FUNCH



@DFUNCH

17 DEVIN FUNCHESS

WIDE RECEIVER

(FUN-chess)



2018 GAME-BY-GAME REGULAR SEASON STATISTICS (PANTHERS)

DATE	OPPONENT	P/S	RECEIVING				RUSHING			TD	W/L	SCORE
			NO	YDS	LG	TD	ATT	YDS	LG			
09/09	Cowboys	S	3	41	15	0	0	0	0	0	W	16-8
09/16	at Falcons	S	7	77	27	0	0	0	0	0	L	24-31
09/23	Bengals	S	4	67	27	1	0	0	0	0	W	31-21
10/07	Giants	S	4	53	21	0	0	0	0	0	W	33-31
10/14	at Redskins	S	5	74	23t	1	0	0	0	0	L	17-23
10/21	at Eagles	S	6	62	18t	1	0	0	0	0	W	21-17
10/28	Ravens	S	3	27	18	0	0	0	0	0	W	36-21
11/04	Buccaneers	S	4	44	23	0	0	0	0	0	W	42-28
11/08	at Steelers	S	3	32	15	0	0	0	0	0	L	21-52
11/18	at Lions	S	2	39	23	0	0	0	0	0	L	19-20
11/25	Seahawks					INACTIVE					L	27-30
12/02	at Buccaneers	S	1	10	10t	1	0	0	0	0	L	17-24
12/09	at Browns	S	0	0	0	0	0	0	0	0	L	20-26
12/17	Saints	P	0	0	0	0	0	0	0	0	L	9-12
12/23	Falcons	P	2	23	13	0	0	0	0	0	L	10-24
12/30	at Saints					ON INACTIVE LIST					W	33-14
2018 TOTALS	14-12		44	549	27	4	0	0	0	0	7-9	

2015 GAME-BY-GAME POSTSEASON STATISTICS (PANTHERS)

DATE	OPPONENT	P/S	RECEIVING				RUSHING			TD	W/L	SCORE
			NO	YDS	LG	TD	ATT	YDS	LG			
01/17	Seahawks	S	1	12	12	0	0	0	0	0	W	31-24
01/24	Cardinals	S	2	21	16	1	0	0	0	0	W	49-15
02/07	at Broncos	S	2	40	24	0	0	0	0	0	L	10-24
2015 TOTALS	3-3		5	73	24	1	0	0	0	0	2-1	

2017 GAME-BY-GAME POSTSEASON STATISTICS (PANTHERS)

DATE	OPPONENT	P/S	RECEIVING				RUSHING			TD	W/L	SCORE
			NO	YDS	LG	TD	ATT	YDS	LG			
01/07	at Saints	S	4	79	24	0	0	0	0	0	L	26-31
2017 TOTALS	1-1		4	79	24	0	0	0	0	0	0-1	



@D_FUNCH



@DFUNCH

79 ANTONIO GARCIA

TACKLE



6-7 • 302

NFL EXP: 1 (2nd Year with Colts)

BORN: 12/10/93

T TROY



Garcia was originally signed to the Colts practice squad on October 29, 2018.

DOWN THE STRETCH

What is on your bucket list: Visit Africa

Do you have any nicknames: Tony

Who is your favorite artist: Drake

What is your favorite food: Steak

Pet peeves: People not using their turn signal

What is one thing you can't live without: My family

Hobbies outside of football: I like going to the movies

Who was your favorite athlete growing up: LeBron James

What is your favorite TV show: "Breaking Bad," "The Office" and "The Fresh Prince of Bel-Air"

Who is your mentor: My parents

79 ANTONIO GARCIA

TACKLE



NO SACKS ALLOWED

During his 2016 season at Troy, Garcia was part of an offensive line that only allowed nine sacks. That was the fewest in the country. Also, he played in over 900 offensive snaps and did not allow a single sack himself, while also leading the offensive line to pave the way for Jordan Chunn to have the ninth 1,000-yard rushing season in school history.

NFL HIGHLIGHTS

- Has spent time with the Patriots, Jets and Colts and has not appeared in a game.
- In 2018, he spent most of the season on the Indianapolis practice squad after being waived by the Jets on August 31.
- Spent the 2017 season on New England's non-football illness list.

COLLEGE HIGHLIGHTS

- Appeared in 44 games from 2012-16 while at Troy.
- As a senior, he did not allow a sack in over 900 offensive snaps and was credited with 70 knockdown blocks as he helped lead the way for Troy's ninth 1,000-yard rusher. He was also named to the All-Sun Belt first-team.
- Started all 12 games as a junior and was an honorable mention selection to the All-Sun Belt team after allowing just 3.0 sacks on 780 dropbacks.
- As a sophomore, he started 12 games and allowed just 2.5 sacks on 630 snaps as he helped block for Brandon Silvers who set an NCAA FBS record for completion percentage by a freshman.
- As a redshirt freshman, he made six starts before suffering a season-ending injury.
- Was a redshirt his true freshman year.

PERSONAL

- Attended Charles R. Drew High School in Riverdale, Ga.
- Became the school's first athlete to be selected as a first-team all-state choice. Was also selected to the first-team for All-Southern Crescent, all-metro and all-region.
- Was honorable mention all-region as a basketball player as he helped the team to the state finals and a regional championship.
- A native of Houston.

ADDITIONAL TRANSACTIONS

- Signed a reserve/future contract with the Colts on January 13, 2019.
- Signed to the Indianapolis practice squad on October 29, 2018.
- Waived by the New York Jets on August 31, 2018.
- Claimed by the Jets off of waivers from New England on May 14, 2018.
- Waived by the Patriots on May 11, 2018.
- Placed on the non-football injury list by New England on September 2, 2017.
- Selected in the third round (85th overall) of the 2017 NFL Draft by New England.

ANTONIO GARCIA - NFL REGULAR SEASON STATISTICS

DATE TEAM	GP	GS
2017 Patriots	0	0
2018 Jets	0	0
2018 Colts	0	0
2018 TOTAL	0	0
TOTALS	0	0

Went from **Jets** to **Colts**.

ANTONIO GARCIA - NFL POSTSEASON STATISTICS

DATE TEAM	GP	GS
2017 Patriots	0	0
2018 Colts	0	0
TOTALS	0	0



2017 GAME-BY-GAME REGULAR SEASON STATISTICS (PATRIOTS)

DATE OPPONENT P/S		W/L SCORE
09/17 at Saints	NOT ON ROSTER	W 36-20
09/24 Texans	NOT ON ROSTER	W 36-33
10/01 Panthers	NOT ON ROSTER	L 30-33
10/15 at Jets	NOT ON ROSTER	W 24-17
10/29 Chargers	NOT ON ROSTER	W 21-13
11/12 at Broncos	NOT ON ROSTER	W 41-16
11/19 at Raiders	NOT ON ROSTER	W 33-8
11/26 Dolphins	NOT ON ROSTER	W 35-17
12/03 at Bills	NOT ON ROSTER	W 23-3
12/11 at Dolphins	NOT ON ROSTER	L 20-27
12/17 at Steelers	NOT ON ROSTER	W 27-24
12/24 Bills	NOT ON ROSTER	W 37-16
12/31 Jets	NOT ON ROSTER	W 26-6
2017 TOTALS	0-0	11-2

2018 GAME-BY-GAME REGULAR SEASON STATISTICS (JETS/COLTS)

DATE OPPONENT P/S		W/L SCORE
09/10 at Lions	NOT ON ROSTER	W 48-17
09/16 Dolphins	NOT ON ROSTER	L 12-20
09/20 at Browns	NOT ON ROSTER	L 17-21
09/30 at Jaguars	NOT ON ROSTER	L 12-31
10/07 Broncos	NOT ON ROSTER	W 34-16
10/14 Colts	NOT ON ROSTER	W 42-34
10/21 Vikings	NOT ON ROSTER	L 17-37
10/28 at Bears	NOT ON ROSTER	L 10-24
11/11 Jaguars	Went from Jets to Colts .	
11/18 Titans	PRACTICE SQUAD	W 29-26
11/25 Dolphins	PRACTICE SQUAD	W 38-10
12/02 at Jaguars	PRACTICE SQUAD	W 27-24
12/09 at Texans	PRACTICE SQUAD	L 0-6
12/16 Cowboys	PRACTICE SQUAD	W 24-21
12/23 Giants	PRACTICE SQUAD	W 23-0
12/30 at Titans	PRACTICE SQUAD	W 28-27
	PRACTICE SQUAD	W 33-17
2018 TOTALS	0-0	10-6

2017 GAME-BY-GAME POSTSEASON STATISTICS (PATRIOTS)

DATE OPPONENT P/S		W/L SCORE
01/13 Titans	NOT ON ROSTER	W 35-14
01/21 Jaguars	NOT ON ROSTER	W 24-20
02/04 Eagles	NOT ON ROSTER	L 33-41
2017 TOTALS	0-0	2-1

2018 GAME-BY-GAME POSTSEASON STATISTICS (COLTS)

DATE OPPONENT P/S		W/L SCORE
01/05 at Texans	PRACTICE SQUAD	W 21-7
01/12 at Chiefs	PRACTICE SQUAD	L 13-31
2018 TOTALS	0-0	1-1

26 CLAYTON GEATHERS

SAFETY

(Geh-thers)



6-2 • 216

NFL EXP: 5 (5th Year with Colts)

BORN: 6/1/92



Geathers was selected by the Colts in the fourth round (109th overall) of the 2015 NFL Draft.

DOWN THE STRETCH

Favorite football memory: When we won the Fiesta Bowl. That was huge. Right before halftime, I broke my thumb, but I didn't come out. Cast it up real quick, finished the game. We won the game. That was unbelievable.

Favorite musician and/or song: Phil Collins – "In the Air Tonight"

Hobbies outside of football: Playing with RC cars and playing video games, mostly Call of Duty.

What is something interesting about you that most people may not know: I play with RC cars.

Favorite vacation spot: Jamaica

If you could have lunch with three people, living or dead, who would they be: James Geathers, Sean Taylor and Dr. Martin Luther King, Jr.

Favorite movie: "The Five Heartbeats"

What's the one thing you couldn't live without: Family

Pregame ritual: I get to the stadium, get relaxed, use the restroom, read the program and then work with the training staff and strength staff to get stretched and ready. I get back to my locker, look at the playbook some more, go over a few little things and then chill with my headphones on.

What's on your bucket list: I always wanted to go to Alaska for some reason – there and Greece.

FAITH IN THE FACE OF ADVERSITY

Geathers' Baptist faith was a big part of his upbringing. "My family's big on faith. My mother, that's all she talks about. She taught us at a young age, 'That's your foundation. That's what you lean on.' That kind of stuck with me." Clayton did in fact lean on his faith as he recovered from a neck injury suffered during the 2016 season. He returned to play in five games in 2017. "When people say things like, 'He might not (come back),' I believe in the man up above, and he's with me. I go on faith."

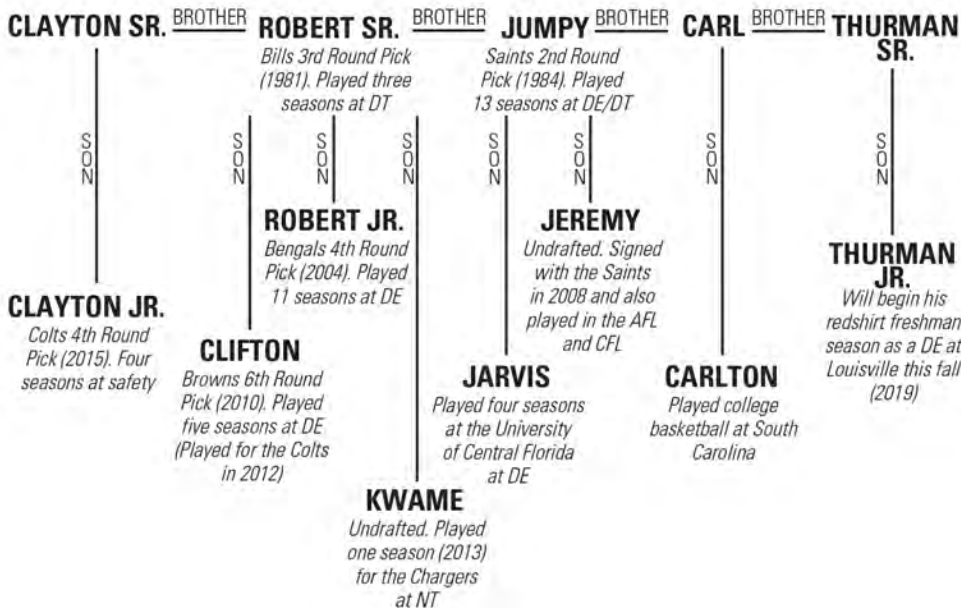
26 CLAYTON GEATHERS

SAFETY



(Geh-thers)

GEATHERS FAMILY TREE



GEATHERS FAMILY FOUNDATION

Geathers comes home to South Carolina multiple times during the year to contribute to the Geathers Family Foundation. Clayton's cousin Robert Geathers Jr. created the foundation during his playing days, wanting to emphasize academics, character and discipline in students. The family runs a football camp every summer at Carver's Bay schools in Georgetown, S.C., and the foundation has also created the Leaders in Training program (LIT) to help encourage students to make the A/B honor roll. "It's something the whole family can get behind, not just one person. That's why we did it. We wanted to do something together."



FAMILY BUSINESS

Geathers had a lot of football role models to look up to in his youth. He has two uncles (Robert Sr. and Jumpy) and three older cousins (Robert Jr., Clifton and Kwame) that played in the NFL before him. Other cousins Jarvis and Jeremy also played at high levels. Jarvis played defensive end for four seasons at UCF. Jeremy played in both the AFL and CFL. "I joke sometimes that football is the family business," Clayton said. "Seeing them and seeing the work they did and things they had, I wanted the same thing. I was a late bloomer, but I kind of followed that path." Another cousin, Carlton, played college basketball at South Carolina, and the next up-and-comer is cousin Thurman Jr. who will begin his redshirt freshman season as a defensive end at Louisville this fall (2018).

PORCUPINE



As a youngster growing up in South Carolina, Geathers was nicknamed 'Porcupine' by a babysitter based on the way he wore his hair and for his tendency to "stick" or tackle other kids in the yard. Clayton Sr. reinforced the moniker after noticing that no one could touch his speedy son on the football field. "When I go home, everybody calls me that - 'Porky P,' 'Porky,' 'Porcupine.' They don't even call me 'Clayton.'"

26 CLAYTON GEATHERS

SAFETY

(Geh-thers)



NFL HIGHLIGHTS

- In 41 career games (24 starts) with the Colts, has compiled 180 tackles (135 solo), 3.0 tackles for loss, nine passes defended, two forced fumbles, one fumble recovery and eight special teams stops.
- Started 12 games in 2018 and had 86 tackles (59 solo), 1.0 tackle for loss, three passes defended, one forced fumble and two special teams stops. Started two postseason games and had 19 tackles (13 solo), one pass defended and one special teams stop.
- In 2017, saw action in five games (one start) after being activated from the Reserve/PUP list on November 14 and recorded eight tackles (five solo).
- Started all nine games he played in at safety in 2016 prior to being placed on Injured Reserve on December 12. Finished with 60 tackles (54 solo), 2.0 tackles for loss, five passes defended, one forced fumble and one special teams stops.
- Saw action in 15 games (two starts) in 2015 and compiled 31 tackles (23 solo), one fumble recovery and one pass defended. Also tallied six special teams tackles.

COLLEGE HIGHLIGHTS

- Played in 53 games (52 starts) at Central Florida and totaled 383 tackles (226 solo), 19.0 tackles for loss, three interceptions, five forced fumbles, two fumble recoveries, 1.0 sack and 30 passes defended.
- His 383 career tackles are the third most in school history and his 53 career games played are tied for a school record.
- Named a First Team All-American Athletic Conference selection as a senior. Also served as a team captain his senior year and was named the team's Most Outstanding Defensive Back.
- Was a Second Team All-American Athletic Conference choice as a junior.
- As a team captain in 2014, started all 13 games and notched 97 tackles (58 solo), 6.5 tackles for loss, nine passes defended, one interception, one forced fumble, one fumble recovery and 1.0 sack.
- Was selected as the squad's Most Outstanding Defensive Back.
- In 2013, started all 13 games at strong safety and earned Second Team All-American Athletic Conference honors after totaling 100 tackles (64 solo), 4.5 tackles for loss, two interceptions, two forced fumbles, one fumble recovery and 10 passes defended.
- Was named UCF's Most Improved Defensive Player.
- Started 14 games at strong safety in 2012 and ranked second on the team with 117 tackles while adding 4.0 tackles for loss, two forced fumbles and five passes defended.
- In 2011, started all 12 games at strong safety and recorded 67 tackles (40 solo), 1.0 tackle for loss and six passes defended.
- Was voted to the Conference USA All-Freshman Team.
- Played in one game in 2010, posting two tackles.

PERSONAL

- Played at Carvers Bay High School in Hemingway, S.C. and helped his team to a Lower State Championship in 2007 and 2008 and a 33-4 overall record from 2007-09.
- Was named an all-state selection as a defensive back in 2009 and as a running back in 2008.
- Was the team's Offensive MVP as a junior, rushing for 1,500 yards and 23 touchdowns while adding four interceptions on defense.
- A three-time all-region pick.
- Played in the Shrine Bowl of the Carolinas.
- In 2015, participated in the Colts annual playground build.
- Was a volunteer and packed meals for the Million Meal Marathon in 2015.
- In 2015, served as a volunteer and fitted students for new shoes and hats during the Colts Cold Feet Warm Shoes event.
- In 2015, shopped for the holidays with underserved children as part of the Shop with a Colt event.
- Volunteered with Gleaners Food Bank for the Mayor's Day of Service and helped pack backpacks with food for local students.
- Majored in sports and fitness at UCF.
- Joins five other NFL family members: Jumpy Geathers, Robert Geathers, Sr., Robert Geathers, Jr., Kwame Geathers and Clifton Geathers.
- A native of Georgetown, S.C.



@CGEATHERS26



@CGEATHERS26



CLAYTON GEATHERS - NFL REGULAR SEASON STATISTICS

DATE	TEAM	GP	GS	TK	S	A	TACKLES			QBH	NO	INTERCEPTIONS			FUMBLES			ST			MISC						
							TFL	YDS	SK			YDS	YDS	LG	TD	PD	FF	FR	YDS	TK	S	A	FF	FR	FR	S	A
2015	Colts	15	2	28	22	6	0	0	0.0	0.0	1	0	0	0	0	1	0	1	29	6	5	1	0	0	0	0	0
2016	Colts	9	9	58	49	9	2	4	0.0	0.0	0	0	0	0	0	5	1	0	0	1	1	0	0	0	0	0	
2017	Colts	5	1	8	5	3	0	0	0.0	0.0	0	0	0	0	0	0	0	0	0	0	0	0	0	0	0	0	
2018	Colts	12	12	86	59	27	1	2	0.0	0.0	2	0	0	0	0	3	1	0	0	3	2	1	0	0	0	0	
TOTALS		41	24	180	135	45	3	6	0.0	0.0	3	0	0	0	0	9	2	1	29	10	8	2	0	0	0	0	

CLAYTON GEATHERS - NFL POSTSEASON STATISTICS

DATE	TEAM	GP	GS	TK	S	A	TACKLES			QBH	NO	INTERCEPTIONS			FUMBLES			ST			MISC					
							TFL	YDS	SK			YDS	YDS	LG	TD	PD	FF	FR	YDS	TK	S	A	FF	FR	FR	S
2018	Colts	2	2	19	13	6	0	0	0.0	0.0	0	0	0	0	0	1	0	0	0	1	1	0	0	0	0	0
TOTALS		2	2	19	13	6	0	0	0.0	0.0	0	0	0	0	1	0	0	0	1	1	0	0	0	0	0	

SINGLE-GAME HIGHS: DEFENSIVE

- Total Tackles** 13 at Philadelphia Eagles, Sep 23, 2018
11 at Washington Redskins, Sep 16, 2018
9 at Houston Texans, Dec 09, 2018
...3 more at 9.
- Passes Defensed** 1 at Houston Texans, Dec 09, 2018
...8 more at 1.
- Forced Fumbles** 1 vs. Cincinnati Bengals, Sep 09, 2018
...1 more at 1.
- Fumble Recoveries** 1 at Jacksonville Jaguars, Dec 13, 2015
- Tackles For Loss** 1 vs. Miami Dolphins, Nov 25, 2018
...2 more at 1.
- Special Teams Tackles** 2 at Tennessee Titans, Sep 27, 2015
1 vs. Jacksonville Jaguars, Nov 11, 2018
...7 more at 1.

SINGLE-GAME HIGHS - POSTSEASON: DEFENSIVE

- Total Tackles** 10 at Kansas City Chiefs, Jan 12, 2019
9 at Houston Texans, Jan 05, 2019
- Passes Defensed** 1 at Houston Texans, Jan 05, 2019
- Special Teams Tackles** 1 at Kansas City Chiefs, Jan 12, 2019

2015 GAME-BY-GAME REGULAR SEASON STATISTICS (COLTS)

DATE	OPPONENT	TK	S	A	TACKLES			QBH	NO	INTERCEPTIONS			FUMBLES			ST			MISC							
					TFL	YDS	SK			YDS	YDS	LG	TD	PD	FF	FR	YDS	TK	S	A	FF	FR	FR	S	A	W/L
09/13	at Bills	P	2	2	0	0.0	0.0	0	0	0	0	0	0	1	0	0	0	0	0	0	0	0	0	L	14-27	
09/21	Jets	P	2	1	1	0.0	0.0	0	0	0	0	0	0	0	0	0	0	0	0	0	0	0	0	L	7-20	
09/27	at Titans	P	0	0	0	0.0	0.0	0	0	0	0	0	0	0	0	0	0	2	2	0	0	0	0	W	35-33	
10/04	Jaguars	P	1	1	0	0.0	0.0	0	0	1	0	0	0	0	0	0	0	1	1	0	0	0	0	W	16-13+	
10/08	at Texans	P	5	4	1	0.0	0.0	0	0	0	0	0	0	0	0	0	0	0	0	0	0	0	0	W	27-20	
10/18	Patriots	P	0	0	0	0.0	0.0	0	0	0	0	0	0	0	0	0	0	0	0	0	0	0	0	L	27-34	
10/25	Saints																							L	21-27	
11/02	at Panthers	P	0	0	0	0.0	0.0	0	0	0	0	0	0	0	0	0	0	0	0	0	0	0	0	L	26-29+	
11/08	Broncos	P	0	0	0	0.0	0.0	0	0	0	0	0	0	0	0	0	0	0	0	0	0	0	0	W	27-24	
11/22	at Falcons	S	8	7	1	0.0	0.0	0	0	0	0	0	0	0	0	0	0	1	0	1	0	0	0	W	24-21	
11/29	Buccaneers	S	6	3	3	0.0	0.0	0	0	0	0	0	0	0	0	0	0	0	0	0	0	0	0	W	25-12	
12/06	at Steelers	P	1	1	0	0.0	0.0	0	0	0	0	0	0	0	0	0	0	1	1	0	0	0	0	L	10-45	
12/13	at Jaguars	P	1	1	0	0.0	0.0	0	0	0	0	0	0	0	0	1	29	0	0	0	0	0	0	L	16-51	
12/20	Texans	P	0	0	0	0.0	0.0	0	0	0	0	0	0	0	0	0	0	0	0	0	0	0	0	L	10-16	
12/27	at Dolphins	P	2	2	0	0.0	0.0	0	0	0	0	0	0	0	0	0	0	1	1	0	0	0	0	W	18-12	
01/03	Titans	P	0	0	0	0.0	0.0	0	0	0	0	0	0	0	0	0	0	0	0	0	0	0	0	W	30-24	
2015 TOTALS		15-2	28	22	6	0.0	0.0	0	0	1	0	0	0	0	1	0	1	29	6	5	1	0	0	0	0	8-8

+ - Overtime





2016 GAME-BY-GAME REGULAR SEASON STATISTICS (COLTS)

DATE OPPONENT	TACKLES								INTERCEPTIONS					FUMBLES			ST				MISC			SCORE		
	TK	S	A	SK	YDS	TFL	YDS	QBH	NO	YDS	LG	TD	PD	FF	FR	YDS	TK	S	A	FF	FR	S	A		W/L	
09/11 Lions	INACTIVE																								L	35-39
09/18 at Broncos	S	5	3	2	0.0	0.0	0	0	0	0	0	0	0	0	0	0	0	0	0	0	0	0	0	0	L	20-34
09/25 Chargers	S	6	5	1	0.0	0.0	1	3	0	0	0	0	0	0	1	0	0	0	0	0	0	0	0	0	W	26-22
10/02 at Jaguars	S	2	2	0	0.0	0.0	0	0	0	0	0	0	1	0	0	0	1	1	0	0	0	0	0	0	L	27-30
10/09 Bears	S	9	7	2	0.0	0.0	0	0	0	0	0	0	0	0	0	0	0	0	0	0	0	0	0	0	W	29-23
10/16 at Texans	S	6	6	0	0.0	0.0	0	0	0	0	0	0	0	0	0	0	0	0	0	0	0	0	0	0	L	23-26+
10/23 at Titans	S	5	5	0	0.0	0.0	0	0	0	0	0	0	1	0	0	0	0	0	0	0	0	0	0	0	W	34-26
10/30 Chiefs	S	8	6	2	0.0	0.0	1	1	0	0	0	0	1	0	0	0	0	0	0	0	0	0	0	0	L	14-30
11/06 at Packers	S	8	7	1	0.0	0.0	0	0	0	0	0	0	1	0	0	0	0	0	0	0	0	0	0	0	W	31-26
11/20 Titans	S	9	8	1	0.0	0.0	0	0	0	0	0	0	1	0	0	0	0	0	0	0	0	0	0	0	W	24-17
11/24 Steelers	INACTIVE																								L	7-28
12/05 at Jets	INACTIVE																								W	41-10
12/11 Texans	INACTIVE																								L	17-22
2016 TOTALS	9-9	58	49	9	0.0	0.0	2	4	0	0	0	0	5	1	0	0	1	1	0	0	0	0	0	0	6-7	

+ - Overtime

2017 GAME-BY-GAME REGULAR SEASON STATISTICS (COLTS)

DATE OPPONENT	TACKLES								INTERCEPTIONS					FUMBLES			ST				MISC			SCORE			
	TK	S	A	SK	YDS	TFL	YDS	QBH	NO	YDS	LG	TD	PD	FF	FR	YDS	TK	S	A	FF	FR	S	A		W/L		
09/10 at Rams	ACTIVE/PUP																								L	9-46	
09/17 Cardinals	ACTIVE/PUP																								L	13-16+	
09/24 Browns	ACTIVE/PUP																								W	31-28	
10/01 at Seahawks	ACTIVE/PUP																								L	18-46	
10/08 49ers	ACTIVE/PUP																								W	26-23+	
10/16 at Titans	ACTIVE/PUP																								L	22-36	
10/22 Jaguars	ACTIVE/PUP																								L	0-27	
11/05 at Texans	ACTIVE/PUP																								W	20-14	
11/12 Steelers	ACTIVE/PUP																								L	17-20	
11/26 Titans	P	0	0	0	0.0	0.0	0	0	0	0	0	0	0	0	0	0	0	0	0	0	0	0	0	0	L	16-20	
12/03 at Jaguars	P	2	2	0	0.0	0.0	0	0	0	0	0	0	0	0	0	0	0	0	0	0	0	0	0	0	0	L	10-30
12/10 at Bills	P	1	0	1	0.0	0.0	0	0	0	0	0	0	0	0	0	0	0	0	0	0	0	0	0	0	0	L	7-13+
12/14 Broncos	S	2	1	1	0.0	0.0	0	0	0	0	0	0	0	0	0	0	0	0	0	0	0	0	0	0	0	L	13-25
12/23 at Ravens	INACTIVE																								L	16-23	
12/31 Texans	P	3	2	1	0.0	0.0	0	0	0	0	0	0	0	0	0	0	0	0	0	0	0	0	0	0	0	W	22-13
2017 TOTALS	5-1	8	5	3	0.0	0.0	0	0	0	0	0	0	0	0	0	0	0	0	0	0	0	0	0	0	0	4-11	

+ - Overtime

2018 GAME-BY-GAME REGULAR SEASON STATISTICS (COLTS)

DATE OPPONENT	TACKLES								INTERCEPTIONS					FUMBLES			ST				MISC			SCORE		
	TK	S	A	SK	YDS	TFL	YDS	QBH	NO	YDS	LG	TD	PD	FF	FR	YDS	TK	S	A	FF	FR	S	A		W/L	
09/09 Bengals	S	7	7	0	0.0	0.0	0	0	0	0	0	0	0	1	0	0	0	0	0	0	0	0	0	0	L	23-34
09/16 at Redskins	S	11	3	8	0.0	0.0	0	0	0	0	0	0	0	0	0	0	0	1	1	0	0	0	0	0	W	21-9
09/23 at Eagles	S	13	11	2	0.0	0.0	0	0	0	0	0	0	1	0	0	0	0	0	0	0	0	0	0	0	L	16-20
09/30 Texans	S	6	6	0	0.0	0.0	0	0	0	0	0	0	0	0	0	0	0	1	1	0	0	0	0	0	L	34-37+
10/04 at Patriots	S	3	0	3	0.0	0.0	0	0	0	0	0	0	0	0	0	0	0	0	0	0	0	0	0	0	L	24-38
10/14 at Jets	INACTIVE																								L	34-42
10/21 Bills	INACTIVE																								W	37-5
10/28 at Raiders	S	3	3	0	0.0	0.0	0	0	0	0	0	0	0	0	0	0	0	0	0	0	0	0	0	0	W	42-28
11/11 Jaguars	S	9	5	4	0.0	0.0	0	0	0	0	0	0	0	0	0	0	1	0	1	0	0	0	0	0	W	29-26
11/18 Titans	S	4	4	0	0.0	0.0	0	0	0	0	0	0	1	0	0	0	0	0	0	0	0	0	0	0	W	38-10
11/25 Dolphins	S	6	4	2	0.0	0.0	1	2	1	0	0	0	0	0	0	0	0	0	0	0	0	0	0	0	W	27-24
12/02 at Jaguars	S	7	4	3	0.0	0.0	0	0	1	0	0	0	0	0	0	0	0	0	0	0	0	0	0	0	L	0-6
12/09 at Texans	S	9	6	3	0.0	0.0	0	0	0	0	0	0	1	0	0	0	0	0	0	0	0	0	0	0	W	24-21
12/16 Cowboys	S	8	6	2	0.0	0.0	0	0	0	0	0	0	0	0	0	0	0	0	0	0	0	0	0	0	W	23-0
12/23 Giants	INACTIVE																								W	28-27
12/30 at Titans	INACTIVE																								W	33-17
2018 TOTALS	12-12	86	59	27	0.0	0.0	1	2	2	0	0	0	3	1	0	0	3	2	1	0	0	0	0	0	10-6	

+ - Overtime



26 CLAYTON GEATHERS

SAFETY

(Geh-thers)



2018 GAME-BY-GAME POSTSEASON STATISTICS (COLTS)

DATE OPPONENT	TK	S	A	TACKLES					INTERCEPTIONS					FUMBLES			ST				MISC			SCORE					
				SK	YDS	TFL	YDS	QBH	NO	YDS	LG	TD	PD	FF	FR	YDS	TK	S	A	FF	FR	S	A		W/L				
01/05 at Texans	S	9	5	4	0.0	0.0	0	0	0	0	0	0	0	0	1	0	0	0	0	0	0	0	0	0	0	0	0	W	21-7
01/12 at Chiefs	S	10	8	2	0.0	0.0	0	0	0	0	0	0	0	0	0	0	0	0	1	1	0	0	0	0	0	0	0	L	13-31
2018 TOTALS	2-2	19	13	6	0.0	0.0	0	0	0	0	0	0	0	1	0	0	0	1	1	0	0	0	0	0	0	0	0	1-1	



@CGEATHERS26



@CGEATHERS26

64 MARK GLOWINSKI

GUARD



6-4 • 310

NFL EXP: 5 (3rd Year with Colts)

BORN: 5/3/92



WEST VIRGINIA



Glowinski was claimed by the Colts off waivers from Seattle on December 18, 2017.

DOWN THE STRETCH

Favorite music: I listen to everything, especially rock and country.

Hobbies outside of football: I liked doing more outdoors stuff on the water when I was younger, but now I am into outdoors stuff with more golf.

Do you have any hidden talents: I'm pretty good at bowling.

Favorite food: Pizza

Favorite vacation spot: Hawaii

Favorite TV show: I like "The Office" and it kind of hits me more because Wilkes-Barre is only 20 minutes from there and when I went to junior college it was in Scranton, Pa. So when they talk about things in the area it is more relatable.

Do you have any pets: I have a cat named Jennifer.

If you could have lunch with three people, living or dead, who would they be: Albert Einstein, Jimi Hendrix and a founding father

What is your nickname: Glow or glow stick. Basically anything that has "glow" in it.

Pregame ritual: I like to get out there early and go through all the steps that I would do for the game. So just walking through it half speed and stuff like that. I like to get a feel for how the field is going to be as well as the weather.

What's on your bucket list: Once football is over with, I would like to travel and do stuff like that. I don't have anything that is a must, but I would like to travel outside the country.

Did you have a "welcome to the NFL" moment: I would say kickoff return my rookie year and being on that. We had a really good returner in Tyler Lockett so we thought we were awesome because as soon as we would go and block somebody he was making moves. But once you see the ball in the air for your first real NFL snap, your adrenaline is going.

Who were your mentors: My mom and then once I got into college football I would say Mark Duda. When I went to junior college he kind of showed me the way. He was in the NFL and he brought guys from not being able to go Division I to being able to play at that level.

64 MARK GLOWINSKI

GUARD



A SUPER BOWLER

Glowinski's first sport that he loved wasn't football. Growing up in Wilkes-Barre, Pa., Glowinski would spend his time at the local bowling alley playing in leagues. He played throughout high school and even bowled a perfect game once. But once he realized his potential in football, bowling faded away. He says when he goes bowling now he just goes for fun, but some day after football he will be back in competitive leagues.



NFL HIGHLIGHTS

- Has competed in 47 games (28 starts) in four seasons with Indianapolis and Seattle.
- In 2018, he appeared in 11 games (nine starts). Was part of an offensive line that ranked first in the NFL for the fewest sacks allowed. In Weeks 7 and 8, he started both games and helped the Colts rush for over 200 yards in back-to-back games, which was the first time in the same season since 1985. Was part of an offensive line that didn't allow a sack in five straight games, which tied the New York Giants (2010) and Tennessee Titans (2008) for the third-longest streak since 1982. Started two postseason games and helped the Colts rush for a postseason franchise record 200 yards during the AFC Wild Card weekend.
- Saw action in 10 games in 2017 and made two starts with the Seahawks before joining the Colts. Only allowed 1.0 sack and committed one penalty.
- Started all 16 regular season games in 2016, as well as two postseason contests for a Seahawks offense that produced 4,124 passing yards, the 10th most in the league. Gave up 3.5 sacks and one holding penalty in a full season of play.
- Played in 10 games and registered one start as a rookie in 2015. Blocked for an offense that amassed 6,058 total offensive yards, which was the fourth most in the league.

COLLEGE HIGHLIGHTS

- Started all 25 games he saw action in during his two seasons at West Virginia.
- Received All-Big 12 first-team honors and All-Big 12 second-team accolades from coaches after his senior season in 2014.
- Paved the way for a rushing attack that averaged 228.2 rushing yards per game, which was the second most in the conference.
- Supported an offensive unit that generated 499.8 yards of offense per game, the fourth most in the Big 12 on the year.
- Redshirted during the 2012 season due to transferring.
- Before attending West Virginia, played at Lackawanna College from 2010-11.

PERSONAL

- Attended G.A.R. Memorial High in Wilkes-Barre, Pa.
- A three-year starter on both sides of the ball, he helped lead his team to a 26-8 record during his tenure.
- Earned Garrett Ford Academic Honor Roll recognition for his performance in the classroom.
- Majored in multidisciplinary studies.
- Born in Wilkes-Barre, Pa.

ADDITIONAL TRANSACTIONS

- Waived by the Seattle Seahawks on December 16, 2017.
- Selected by the Seahawks in the fourth round (134th overall) of the 2015 NFL Draft.

64 MARK GLOWINSKI

GUARD



MARK GLOWINSKI - NFL REGULAR SEASON STATISTICS

DATE TEAM	GP	GS
2015 Seahawks	10	1
2016 Seahawks	16	16
2017 Seahawks	10	2
Went from Seahawks to Colts .		
2017 Colts	0	0
2017 TOTAL	10	2
2018 Colts	11	9
TOTALS	47	28

MARK GLOWINSKI - NFL POSTSEASON STATISTICS

DATE TEAM	GP	GS
2015 Seahawks	0	0
2016 Seahawks	2	2
2018 Colts	2	2
TOTALS	4	4

2015 GAME-BY-GAME REGULAR SEASON STATISTICS (SEAHAWKS)

DATE OPPONENT	P/S		W/L SCORE
09/13 at Rams		INACTIVE	L 31-34+
09/20 at Packers		INACTIVE	L 17-27
09/27 Bears		INACTIVE	W 26-0
10/05 Lions		INACTIVE	W 13-10
10/11 at Bengals	P		L 24-27+
10/18 Panthers	P		L 23-27
10/22 at 49ers		INACTIVE	W 20-3
11/01 at Cowboys	P		W 13-12
11/15 Cardinals		INACTIVE	L 32-39
11/22 49ers	P		W 29-13
11/29 Steelers	P		W 39-30
12/06 at Vikings	P		W 38-7
12/13 at Ravens	P		W 35-6
12/20 Browns	P		W 30-13
12/27 Rams	P		L 17-23
01/03 at Cardinals	S		W 36-6
2015 TOTALS	10-1		10-6

+ - Overtime

2016 GAME-BY-GAME REGULAR SEASON STATISTICS (SEAHAWKS)

DATE OPPONENT	P/S		W/L SCORE
09/11 Dolphins	S		W 12-10
09/18 at Rams	S		L 3-9
09/25 49ers	S		W 37-18
10/02 at Jets	S		W 27-17
10/16 Falcons	S		W 26-24
10/23 at Cardinals	S		L 6-6+
10/30 at Saints	S		L 20-25
11/07 Bills	S		W 31-25
11/13 at Patriots	S		W 31-24
11/20 Eagles	S		W 26-15
11/27 at Buccaneers	S		L 5-14
12/04 Panthers	S		W 40-7
12/11 at Packers	S		L 10-38
12/15 Rams	S		W 24-3
12/24 Cardinals	S		L 31-34
01/01 at 49ers	S		W 25-23
2016 TOTALS	16-16		10-6

+ - Overtime



@MARKGLOWINSKI73



2017 GAME-BY-GAME REGULAR SEASON STATISTICS (SEAHAWKS/COLTS)

DATE	OPPONENT	P/S		W/L	SCORE
09/10	at Packers	S		L	9-17
09/17	49ers	S		W	12-9
09/24	at Titans		INACTIVE	L	27-33
10/01	Colts		INACTIVE	W	46-18
10/08	at Rams		INACTIVE	W	16-10
10/22	at Giants	P		W	24-7
10/29	Texans	P		W	41-38
11/05	Redskins	P		L	14-17
11/09	at Cardinals	P		W	22-16
11/20	Falcons	P		L	31-34
11/26	at 49ers	P		W	24-13
12/03	Eagles	P		W	24-10
12/10	at Jaguars	P		L	24-30
12/17	Rams		DID NOT PLAY	L	7-42
			Went from Seahawks to Colts .		
12/23	at Ravens		INACTIVE	L	16-23
12/31	Texans		INACTIVE	W	22-13
2017 TOTALS	10-2			9-7	

2018 GAME-BY-GAME REGULAR SEASON STATISTICS (COLTS)

DATE	OPPONENT	P/S		W/L	SCORE
09/09	Bengals		DID NOT PLAY (NON-INJURY)	L	23-34
09/16	at Redskins		DID NOT PLAY (NON-INJURY)	W	21-9
09/23	at Eagles		INACTIVE	L	16-20
09/30	Texans	P		L	34-37+
10/04	at Patriots	P		L	24-38
10/14	at Jets	S		L	34-42
10/21	Bills	S		W	37-5
10/28	at Raiders	S		W	42-28
11/11	Jaguars	S		W	29-26
11/18	Titans	S		W	38-10
11/25	Dolphins	S		W	27-24
12/02	at Jaguars	S		L	0-6
12/09	at Texans	S		W	24-21
12/16	Cowboys		INACTIVE	W	23-0
12/23	Giants		INACTIVE	W	28-27
12/30	at Titans	S		W	33-17
2018 TOTALS	11-9			10-6	

+- Overtime

2015 GAME-BY-GAME POSTSEASON STATISTICS (SEAHAWKS)

DATE	OPPONENT	P/S		W/L	SCORE
01/10	at Vikings		INACTIVE	W	10-9
01/17	at Panthers		INACTIVE	L	24-31
2015 TOTALS	0-0			1-1	

2016 GAME-BY-GAME POSTSEASON STATISTICS (SEAHAWKS)

DATE	OPPONENT	P/S		W/L	SCORE
01/07	Lions	S		W	26-6
01/14	at Falcons	S		L	20-36
2016 TOTALS	2-2			1-1	

2018 GAME-BY-GAME POSTSEASON STATISTICS (COLTS)

DATE	OPPONENT	P/S		W/L	SCORE
01/05	at Texans	S		W	21-7
01/12	at Chiefs	S		L	13-31
2018 TOTALS	2-2			1-1	



71 OBUM GWACHAM

DEFENSIVE END

(oh-BOOM GWAH-chum)



6-5 • 250

NFL EXP: 4 (1st Year with Colts)

BORN: 3/20/91



**OREGON
STATE**



Gwacham was signed by the Colts as a free agent on June 13, 2019.

NFL HIGHLIGHTS

- During his time with the Jets and Saints, he played in 14 games and totaled six tackles (three solo), 2.5 sacks, one forced fumble, one fumble recovery and seven special teams stops.
- In 2018, he spent training camp with the Jets before being waived on August 31.
- Appeared in five games in 2017 and finished with two tackles and two special teams stops.
- In 2016, he played in one game with the Saints before being placed on Injured Reserve.
- In his rookie season, he played in nine games and totaled four tackles (three solo), 2.5 sacks, one fumble recovery and five special teams stops.

COLLEGE HIGHLIGHTS

- Appeared in 49 games at Oregon State at both wide receiver and defensive end and finished with 11 receptions for 165 yards and one touchdown as well as 27 tackles, 4.0 sacks and one forced fumble.
- After transitioning from wide receiver to defensive end as a senior, he played in 12 games and finished with 27 tackles, 4.0 sacks and one forced fumble. He was nominated for the 2014 American Football Coaches Association "Good Works" team.
- In 2013, he played in all 13 games and finished with one catch for six yards.
- As a redshirt sophomore, he appeared in 12 games and had two receptions for 12 yards and one touchdown.
- In 2011, he played in all 12 games and finished with eight receptions for 147 yards.
- Redshirted the 2010 season as a true freshman.

PERSONAL

- Attended Ruben S. Ayala High School in Chino Hills, Calif.
- In 2008, he was named to the Second Team All-Sierra League.
- Was named Ayala High School's Male Athlete of the Year.
- A team captain of the football and track teams.
- Also competed in track in the high jump, triple jump and long jump.
- His name in Nigerian means "Son of God."
- Majored in marketing with an option in entrepreneurship.
- A native of Onitsha, Nigeria.

71 OBUM GWACHAM

DEFENSIVE END

(oh-BOOM GWAH-chum)



ADDITIONAL TRANSACTIONS

- Waived by the New York Jets on August 31, 2018.
- Signed by the Jets off of the Arizona Cardinals practice squad on October 4, 2017.
- Signed to the Arizona practice squad on September 4, 2017.
- Waived by the New Orleans Saints on September 2, 2017.
- Claimed off waivers by New Orleans (Seattle) on September 6, 2015.
- Waived by the Seattle Seahawks on September 5, 2015.
- Selected by Seattle in the sixth round (209th overall) of the 2015 NFL Draft.

OBUM GWACHAM - NFL REGULAR SEASON STATISTICS

DATE TEAM	GP GS	TACKLES							INTERCEPTIONS				FUMBLES			ST				MISC						
		TK	S	A	TFL	YDS	SK	YDS	QBH	NO	YDS	LG	TD	PD	FF	FR	YDS	TK	S	A	FF	FR	S	A		
2015 Saints	9 0	4	3	1	2	16	2.5	17.0	4	0	0	0	0	0	0	1	0	4	0	1	0	0	0	0		
2016 Saints	1 0	0	0	0	0	0	0.0	0.0	0	0	0	0	0	0	0	0	0	0	0	0	0	0	0	0		
2017 Cardinals	0 0	0	0	0	0	0	0.0	0.0	0	0	0	0	0	0	0	0	0	0	0	0	0	0	0	0		
Went from Cardinals to Jets .																										
2017 Jets	5 0	2	0	2	0	0	0.0	0.0	0	0	0	0	0	0	0	0	0	0	0	0	0	0	0	0		
2017 TOTAL	5 0	2	0	2	0	0	0.0	0.0	0	0	0	0	0	0	0	0	0	0	0	0	0	0	0	0		
TOTALS	15 0	6	3	3	2	16	2.5	17.0	4	0	0	0	0	0	0	1	0	4	4	0	1	0	0	0		

SINGLE-GAME HIGHS: DEFENSIVE

Total Tackles	2 at New England Patriots, Dec 31, 2017 ...2 more at 2.	Tackles For Loss	1 at Tampa Bay Buccaneers, Dec 13, 2015 ...1 more at 1.
Sacks	1.5 at Washington Redskins, Nov 15, 2015 1.0 at Tampa Bay Buccaneers, Dec 13, 2015	Special Teams Tackles	1 vs. Detroit Lions, Dec 21, 2015 ...3 more at 1.
Fumble Recoveries	1 vs. Tennessee Titans, Nov 08, 2015	Special Teams Forced Fumbles	1 at Houston Texans, Nov 29, 2015

2015 GAME-BY-GAME REGULAR SEASON STATISTICS (SAINTS)

DATE OPPONENT		TACKLES							INTERCEPTIONS				FUMBLES			ST				MISC		A/W/L SCORE			
		TK	S	A	SK	YDS	TFL	YDS	QBH	NO	YDS	LG	TD	PD	FF	FR	YDS	TK	S	A	FF		FR	S	A
09/13 at Cardinals																									L 19-31
09/20 Buccaneers	P	0	0	0	0.0	0.0	0	0	1	0	0	0	0	0	0	0	0	0	0	0	0	0	0	0	L 19-26
09/27 at Panthers																									L 22-27
10/04 Cowboys																									W 26-20+
10/11 at Eagles																									L 17-39
10/15 Falcons																									W 31-21
10/25 at Colts																									W 27-21
11/01 Giants																									W 52-49
11/08 Titans	P	0	0	0	0.0	0.0	0	0	0	0	0	0	0	0	1	0	1	1	0	0	0	0	0	0	L 28-34+
11/15 at Redskins	P	2	1	1	1.5	11.0	1	10	2	0	0	0	0	0	0	0	0	0	0	0	0	0	0	0	L 14-47
11/29 at Texans	P	0	0	0	0.0	0.0	0	0	0	0	0	0	0	0	0	0	0	1	1	0	1	0	0	0	L 6-24
12/06 Panthers	P	0	0	0	0.0	0.0	0	0	0	0	0	0	0	0	0	0	0	0	0	0	0	0	0	0	L 38-41
12/13 at Buccaneers	P	2	2	0	1.0	6.0	1	6	1	0	0	0	0	0	0	0	0	1	1	0	0	0	0	0	W 24-17
12/21 Lions	P	0	0	0	0.0	0.0	0	0	0	0	0	0	0	0	0	0	0	1	1	0	0	0	0	0	L 27-35
12/27 Jaguars	P	0	0	0	0.0	0.0	0	0	0	0	0	0	0	0	0	0	0	0	0	0	0	0	0	0	W 38-27
01/03 at Falcons	P	0	0	0	0.0	0.0	0	0	0	0	0	0	0	0	0	0	0	0	0	0	0	0	0	0	W 20-17
2015 TOTALS	9-0	4	3	1	2.5	17.0	2	16	4	0	0	0	0	0	1	0	4	4	0	1	0	0	0	0	7-9

+ - Overtime



2016 GAME-BY-GAME REGULAR SEASON STATISTICS (SAINTS)

DATE OPPONENT	TACKLES									INTERCEPTIONS					FUMBLES			ST				MISC		SCORE
	TK	S	A	SK	YDS	TFL	YDS	QBH	NO	YDS	LG	TD	PD	FF	FR	YDS	TK	S	A	FF	FR	S	A	
09/11 Raiders																							L	34-35
09/18 at Giants																							L	13-16
09/26 Falcons	P	0	0	0	0.0	0.0	0	0	0	0	0	0	0	0	0	0	0	0	0	0	0	0	L	32-45
2016 TOTALS	1-0	0	0	0	0.0	0.0	0	0	0	0	0	0	0	0	0	0	0	0	0	0	0	0	0-3	

2017 GAME-BY-GAME REGULAR SEASON STATISTICS (CARDINALS/JETS)

DATE OPPONENT	TACKLES									INTERCEPTIONS					FUMBLES			ST				MISC		SCORE
	TK	S	A	SK	YDS	TFL	YDS	QBH	NO	YDS	LG	TD	PD	FF	FR	YDS	TK	S	A	FF	FR	S	A	
09/10 at Lions																							L	23-35
09/17 at Colts																							W	16-13+
10/01 49ers																							W	18-15+
10/08 at Browns																							W	17-14
10/15 Patriots																							L	17-24
10/22 at Dolphins																							L	28-31
10/29 Falcons																							L	20-25
11/02 Bills																							W	34-21
11/12 at Buccaneers																							L	10-15
11/26 Panthers																							L	27-35
12/03 Chiefs	P	0	0	0	0.0	0.0	0	0	0	0	0	0	0	0	0	0	0	0	0	0	0	0	W	38-31
12/10 at Broncos	P	0	0	0	0.0	0.0	0	0	0	0	0	0	0	0	0	0	0	0	0	0	0	0	L	0-23
12/17 at Saints	P	0	0	0	0.0	0.0	0	0	0	0	0	0	0	0	0	0	0	0	0	0	0	0	L	19-31
12/24 Chargers	P	0	0	0	0.0	0.0	0	0	0	0	0	0	0	0	0	0	0	0	0	0	0	0	L	7-14
12/31 at Patriots	P	2	0	2	0.0	0.0	0	0	0	0	0	0	0	0	0	0	0	0	0	0	0	0	L	6-26
2017 TOTALS	5-0	2	0	2	0.0	0.0	0	0	0	0	0	0	0	0	0	0	0	0	0	0	0	0	0-5-10	

+ - Overtime

73 JOE HAEG

GUARD/TACKLE



6-6 • 298

NFL EXP: 4 (4th Year with Colts)

BORN: 3/11/93



NORTH
DAKOTA
STATE



Haeg was selected by the Colts in the fifth round (155th overall) of the 2016 NFL Draft.

DOWN THE STRETCH

Favorite team and/or athlete outside of football:

Zlatan Ibrahimovic

Favorite musician and/or song: Eric Church -

"Springsteen"

Hobbies outside of football: Golf and hunting

What is something interesting about you that

most people may not know: I can solve a Rubik's Cube.

Favorite food: Mom's enchiladas

Favorite vacation spot: Brainerd, Minn.

If you could have lunch with two people, living

or dead, who would they be: Carson Wentz and Zlatan Ibrahimovic

Favorite movie: "Ace Ventura"

Favorite TV show: "Archer"

What's the one thing you couldn't live without:

Netflix

Pregame ritual: I always show up with a coffee.

Exactly an hour and a half before we go out on the field is when I start getting dressed. Forty-five minutes before we go out for pregame warmups is when I personally start warming up. Exactly 15 minutes before is when I put on my shoulder pads and my helmet. Then I do some pass sets in the locker room.

What's on your bucket list: I want to do a five-minute stand-up comedy at an open mic night. That is probably further down the line but that would be fun.

Pets: I have a German Shepard named Steve.

Do you have any nicknames: Some of the guys called me Haeger.

Strangest thing you have ever eaten: Harkarl. I had it in Iceland and it is basically shark that has been fermented for four to five months. I had it in a soup. I couldn't get myself to eat it straight. It was decent.

73 JOE HAEG

GUARD/TACKLE



NORTH DAKOTA STATE DYNASTY

Including his redshirt freshman season, Joe Haeg was a part of a North Dakota State program that won five consecutive NCAA Division I FCS National Championships from 2011-15. As a senior in 2015, he served as a team captain and started all 15 games at left tackle and graded out at 91 percent during the regular season with 45 knockdowns in 11 games. Haeg blocked for Philadelphia Eagles quarterback Carson Wentz over the span of his collegiate career. Wentz was drafted with the second overall selection in the 2016 NFL Draft.



NFL HIGHLIGHTS

- In three seasons with the Colts, has competed in 39 games (35 starts) at four different positions including, right guard, right tackle, left tackle and left guard.
- Played in eight games (six starts) in 2018 and helped the Colts rush for over 100 yards in Week 2 and Week 15. Appeared in two postseason games and helped the Colts rush for a postseason franchise-record 200 yards during AFC Wild Card weekend.
- Competed in all 16 games (15 starts) at right tackle and right guard in 2017. Blocked for a Colts offense that averaged 284.6 yards per game as Jacoby Brissett threw for 3,098 yards and 13 touchdowns.
- In 2016, started 14-of-15 games as a rookie at three different positions (left guard, right guard and right tackle) and blocked for a Colts offense that ranked tied for fifth in the NFL in passing yards per game (262.6), seventh in points scored (397) and 10th in yards per game (364.4). Opened rushing lanes for running back Frank Gore who logged the team's first 1,000-yard rushing season dating back to 2007.

COLLEGE HIGHLIGHTS

- Was a four-year starter and helped lead North Dakota State to the NCAA Division I FCS National Championship all five years he was a member of the program.
- A First Team All-America choice in 2014 and 2015, the former walk-on saw action at both the right and left tackle spots during his collegiate career with the Bison.
- A 60-game starter, Haeg garnered numerous honors throughout his time at North Dakota State, including being named to the 2015 Walter Camp FCS All-America Team, 2015 STATS All-America first-team and receiving an invite to the 2016 Senior Bowl.

OFFENSIVE LINE VERSATILITY

During his 2016 rookie season, Haeg started 14-of-15 games as a rookie at three different positions (LG, RG and RT). He became the first league rookie to start at three different positions dating back to 1998 (Kyle Turley).

2016 Haeg's Game-By-Game Starts

- Game 1: Inactive
- Game 2: Played
- Game 3: RG
- Game 4: RT
- Game 5: RT
- Game 6: RT
- Game 7: LG
- Game 8: LG
- Game 9: RT
- Game 10: RT
- Game 11: RT
- Game 12: RT
- Game 13: RG
- Game 14: RG
- Game 15: RG
- Game 16: RT



COLLEGE HIGHLIGHTS CONT...

- As a senior in 2015, served as a team captain and started all 15 games at left tackle and graded out at 91 percent during the regular season with 45 knockdowns in 11 games and left as a five-time national champion.
- Started all 16 games at left tackle in 2014 and blocked for an offense that ranked first in the FCS in tackles for loss allowed per game (3.38), second in time of possession (34:03) and third in total first downs (343) on the way to the program's fourth straight national title.
- Helped pave the way for a school record 6,916 yards of total offense and school record 1,994 rushing yards by running back John Crockett.
- Was an All-America first-team selection by the AFCA, Sports Network, The Associated Press, FCS Athletic Directors Association and *College Sporting News*.
- Named a First Team All-Missouri Valley Football Conference choice and garnered Missouri Valley Football Conference Offensive Lineman of the Week honors after victories over Iowa State (8/30) and Southern Illinois (10/11).
- In 2013, started 14 games at right tackle for an offense that racked up a school record 3,860 yards, including two 1,000-yard rushers en route to the program's third-consecutive NCAA Division I FCS National Championship.
- In 2012, started in all 15 games at right tackle for an offense that led the Missouri Valley Football Conference in scoring (31.4 ppg.) and rushing offense (178.0 ypg.) and won the NCAA Division I FCS National Championship for the second straight season.
- Redshirted during his true freshman season in 2011.



@JOEHAEG59



@JOEHAEG59



PERSONAL

- Attended Brainerd (Minn.) High School where he was a three-time letterwinner in football and helped lead the team to the state semifinals in 2009 and 2010.
- Earned all-state, all-section and all-conference honors as a senior and all-section honors as a junior.
- Also played hockey in high school.
- Visted Kokomo, Ind, following tornadoes that hit the area in 2016, met with locals and helped load donated food working with the Red Cross.
- A native of Lake Shore, Minn.

JOE HAEG - NFL REGULAR SEASON STATISTICS

DATE TEAM GP GS

2016 Colts 15 14

2017 Colts 16 15

2018 Colts 8 6

TOTALS 39 35

JOE HAEG - NFL POSTSEASON STATISTICS

DATE TEAM GP GS

2018 Colts 2 0

TOTALS 2 0

2016 GAME-BY-GAME REGULAR SEASON STATISTICS (COLTS)

DATE OPPONENT	P/S	W/L	SCORE
09/11 Lions		L	35-39
09/18 at Broncos	P	L	20-34
09/25 Chargers	S	W	26-22
10/02 at Jaguars	S	L	27-30
10/09 Bears	S	W	29-23
10/16 at Texans	S	L	23-26+
10/23 at Titans	S	W	34-26
10/30 Chiefs	S	L	14-30
11/06 at Packers	S	W	31-26
11/20 Titans	S	W	24-17
11/24 Steelers	S	L	7-28
12/05 at Jets	S	W	41-10
12/11 Texans	S	L	17-22
12/18 at Vikings	S	W	34-6
12/24 at Raiders	S	L	25-33
01/01 Jaguars	S	W	24-20
2016 TOTALS	15-14	8-8	

+ - Overtime



@JOEHAEG59



@JOEHAEG59



2017 GAME-BY-GAME REGULAR SEASON STATISTICS (COLTS)

DATE	OPPONENT	P/S	W/L	SCORE
09/10	at Rams	P	L	9-46
09/17	Cardinals	S	L	13-16+
09/24	Browns	S	W	31-28
10/01	at Seahawks	S	L	18-46
10/08	49ers	S	W	26-23+
10/16	at Titans	S	L	22-36
10/22	Jaguars	S	L	0-27
10/29	at Bengals	S	L	23-24
11/05	at Texans	S	W	20-14
11/12	Steelers	S	L	17-20
11/26	Titans	S	L	16-20
12/03	at Jaguars	S	L	10-30
12/10	at Bills	S	L	7-13+
12/14	Broncos	S	L	13-25
12/23	at Ravens	S	L	16-23
12/31	Texans	S	W	22-13
2017 TOTALS	16-15		4-12	

+ - Overtime

2018 GAME-BY-GAME REGULAR SEASON STATISTICS (COLTS)

DATE	OPPONENT	P/S	W/L	SCORE
09/09	Bengals	S	L	23-34
09/16	at Redskins	S	W	21-9
09/23	at Eagles	S	L	16-20
09/30	Texans		L	34-37+
10/04	at Patriots		L	24-38
10/14	at Jets		L	34-42
10/21	Bills		W	37-5
10/28	at Raiders		W	42-28
11/11	Jaguars		W	29-26
11/18	Titans		W	38-10
11/25	Dolphins		W	27-24
12/02	at Jaguars	S	L	0-6
12/09	at Texans	P	W	24-21
12/16	Cowboys	S	W	23-0
12/23	Giants	S	W	28-27
12/30	at Titans	P	W	33-17
2018 TOTALS	8-6		10-6	

+ - Overtime

2018 GAME-BY-GAME POSTSEASON STATISTICS (COLTS)

DATE	OPPONENT	P/S	W/L	SCORE
01/05	at Texans	P	W	21-7
01/12	at Chiefs	P	L	13-31
2018 TOTALS	2-0		1-1	



27 NATE HAIRSTON

CORNERBACK



6-0 • 185

NFL EXP: 3 (3rd Year with Colts)

BORN: 6/30/94



TEMPLE



Hairston was selected by the Colts in the fifth round (158th overall) of the 2017 NFL Draft.

DOWN THE STRETCH

Favorite team and/or athlete outside of football: LeBron James

Favorite musician and/or song: Jay-Z

Hobbies outside of football: I like to read, watch TV and play basketball. I am pretty regular. I like to read things on motivation and mindset.

What is something interesting about you that most people may not know: I like to ride bikes with pedals and all.

Favorite food: Pizza

Favorite vacation spot: Jamaica

If you could have lunch with three people, living or dead, who would they be: Dr. Martin Luther King, Jr., Muhammad Ali and my Granddad

What's the one thing you couldn't live without: A football

Pregame ritual: Before the game when I am driving to the stadium I like listening to calm music. Even when I am in the locker room and getting in the hot tub I listen to soothing R&B music. Then when I go out to warm up I like to hear some rap and get pumped up.

What's on your bucket list: I want to skydive.

Hidden talents: I am really good at ping pong.

Who has inspired you: My mother. She sets the bar high and shows what it is to be a strong woman. She takes care of her family.

Favorite TV show: "Power"

Karaoke song: Musiq Soulchild - "B.U.D.D.Y"

Pet Peeve: Anything that is not clean or out of order.

27 NATE HAIRSTON

CORNERBACK



TRUST THE PROCESS

Hairston started out as a wide receiver at Temple before making a position switch to defensive back. "I was reluctant at first just because playing offense you get the ball and all of that." The Temple defensive backs coach at the time, Francis Brown, helped convince Hairston of his potential and helped him develop into a defensive back. "He said if I switch to defensive back then I will go to the NFL." It wasn't an easy change, but the struggles of the process made him better today. "At times it could be frustrating because you don't feel like you are getting it at first, but once you start seeing progress it cheers you up once you know you can do it."



Nate Hairston recorded his first career NFL sack when he brought down Carson Palmer for a six-yard loss in a Week 2 meeting against the Arizona Cardinals in 2017.

NFL HIGHLIGHTS

- In two seasons with the Colts, has seen action in 27 games (11 starts) and totaled 64 tackles (50 solo), 2.0 tackles for loss, 2.0 sacks, one interception and six passes defended.
- Played in 13 games (seven starts) in 2018 and totaled 29 tackles (24 solo), one pass defended and one special teams stop. Appeared in two postseason games and had two special teams stops.
- As a rookie with the Colts, saw action in 14 games (four starts) and totaled 35 tackles (26 solo), 2.0 tackles for loss, 2.0 sacks, one interception and five passes defended.

COLLEGE HIGHLIGHTS

- Appeared in 43 games (15 starts) at Temple and compiled 40 tackles (31 solo), 3.0 tackles for loss, two interceptions and six passes defended.
- Transitioned from wide receiver to cornerback in 2015.
- As a wide receiver, totaled 20 receptions for 150 yards in two seasons (2014-15).
- Started all 14 games at cornerback in 2016 and posted 27 tackles (23 solo), 3.0 tackles for loss, two interceptions and five passes defended. Also returned one kickoff for 12 yards.
- In 2015, played in 14 games (one start) and totaled 11 tackles (six solo) and one pass defended.
- Saw action in seven games as a wide receiver in 2014, totaling 13 receptions for 88 yards with a long catch of 16 yards.
- Played in eight games in 2013 and hauled in seven receptions for 62 yards with a long catch of 16 yards.
- Redshirted as a true freshman in 2012.

PERSONAL

- Attended Governor Thomas Johnson High School in Frederick, Md.
- Attended the Chicago Nike Combine in 2011.
- Was regarded as a two-star wide receiver recruit by *Rivals.com*.
- Majored in strategic communications.
- A native of Washington, D.C.



@FINESSINXV



@FINESSINXV

27 NATE HAIRSTON

CORNERBACK



NATE HAIRSTON - NFL REGULAR SEASON STATISTICS

DATE	TEAM	GP	GS	TACKLES							INTERCEPTIONS					FUMBLES				ST				MISC						
				TK	S	A	TFL	YDS	SK	YDS	QBH	NO	YDS	LG	TD	PD	FF	FR	YDS	TK	S	A	FF	FR	S	A				
2017	Colts	14	4	35	26	9	2	12	2.0	12.0	3	1	21	11	0	5	0	0	0	0	0	0	0	0	0	0	0	0	0	0
2018	Colts	13	7	29	24	5	0	0	0.0	0.0	0	0	0	0	0	1	0	0	0	0	1	1	0	0	0	0	0	0	0	
TOTALS		27	11	64	50	14	2	12	2.0	12.0	3	1	21	11	0	6	0	0	0	0	1	1	0	0	0	0	0	0	0	

NATE HAIRSTON - NFL POSTSEASON STATISTICS

DATE	TEAM	GP	GS	TACKLES							INTERCEPTIONS					FUMBLES				ST				MISC					
				TK	S	A	TFL	YDS	SK	YDS	QBH	NO	YDS	LG	TD	PD	FF	FR	YDS	TK	S	A	FF	FR	S	A			
2018	Colts	2	0	0	0	0	0	0	0.0	0.0	0	0	0	0	0	0	0	0	0	0	2	2	0	0	0	0	0	0	0
TOTALS		2	0	0	0	0	0	0	0.0	0.0	0	0	0	0	0	0	0	0	0	0	2	2	0	0	0	0	0	0	0

SINGLE-GAME HIGHS: DEFENSIVE

- Total Tackles** 7 at Philadelphia Eagles, Sep 23, 2018
6 at Washington Redskins, Sep 16, 2018
...2 more at 6.
- Sacks** 1.0 at Seattle Seahawks, Oct 01, 2017
...1 more at 1.0.
- Passes Defensed** 2 vs. Tennessee Titans, Nov 26, 2017
1 at Philadelphia Eagles, Sep 23, 2018
...3 more at 1.
- Tackles For Loss** 1 at Seattle Seahawks, Oct 01, 2017
...1 more at 1.
- Interceptions** 1 vs. Tennessee Titans, Nov 26, 2017
Interception Return Yards 11 vs. Houston Texans, Dec 31, 2017
10 vs. Tennessee Titans, Nov 26, 2017
- Safeties** 1 at Seattle Seahawks, Oct 01, 2017

SINGLE-GAME HIGHS - POSTSEASON: DEFENSIVE

- Special Teams Tackles** 2 at Kansas City Chiefs, Jan 12, 2019

2017 GAME-BY-GAME REGULAR SEASON STATISTICS (COLTS)

DATE	OPPONENT	P	TACKLES							INTERCEPTIONS					FUMBLES				ST				MISC		S	A	W/L	SCORE			
			TK	S	A	SK	YDS	TFL	YDS	QBH	NO	YDS	LG	TD	PD	FF	FR	YDS	TK	S	A	FF	FR	S					A		
09/10	at Rams	P	1	1	0	0.0	0.0	0	0	0	0	0	0	0	0	0	0	0	0	0	0	0	0	0	0	0	0	0	0	L	9-46
09/17	Cardinals	S	4	4	0	1.0	6.0	1	6	1	0	0	0	0	0	0	0	0	0	0	0	0	0	0	0	0	0	0	0	W	13-16+
09/24	Browns	P	3	3	0	0.0	0.0	0	0	0	0	0	0	0	1	0	0	0	0	0	0	0	0	0	0	0	0	0	0	W	31-28
10/01	at Seahawks	P	6	3	3	1.0	6.0	1	6	1	0	0	0	0	0	0	0	0	0	0	0	0	0	0	0	0	0	0	0	L	18-46
10/08	49ers		INACTIVE																										W	26-23+	
10/16	at Titans	P	1	1	0	0.0	0.0	0	0	0	0	0	0	0	0	0	0	0	0	0	0	0	0	0	0	0	0	0	0	L	22-36
10/22	Jaguars	P	3	3	0	0.0	0.0	0	0	0	0	0	0	0	1	0	0	0	0	0	0	0	0	0	0	0	0	0	0	L	0-27
10/29	at Bengals	P	0	0	0	0.0	0.0	0	0	1	0	0	0	0	0	0	0	0	0	0	0	0	0	0	0	0	0	0	0	L	23-24
11/05	at Texans	P	3	2	1	0.0	0.0	0	0	0	0	0	0	0	1	0	0	0	0	0	0	0	0	0	0	0	0	0	0	W	20-14
11/12	Steelers	P	2	2	0	0.0	0.0	0	0	0	0	0	0	0	0	0	0	0	0	0	0	0	0	0	0	0	0	0	0	L	17-20
11/26	Titans	P	5	3	2	0.0	0.0	0	0	0	1	10	10	0	2	0	0	0	0	0	0	0	0	0	0	0	0	0	0	L	16-20
12/03	at Jaguars	S	4	1	3	0.0	0.0	0	0	0	0	0	0	0	0	0	0	0	0	0	0	0	0	0	0	0	0	0	0	L	10-30
12/10	at Bills	P	1	1	0	0.0	0.0	0	0	0	0	0	0	0	0	0	0	0	0	0	0	0	0	0	0	0	0	0	0	L	7-13+
12/14	Broncos		INACTIVE																										L	13-25	
12/23	at Ravens	S	1	1	0	0.0	0.0	0	0	0	0	0	0	0	0	0	0	0	0	0	0	0	0	0	0	0	0	0	0	L	16-23
12/31	Texans	S	1	1	0	0.0	0.0	0	0	0	0	11	11	0	0	0	0	0	0	0	0	0	0	0	0	0	0	0	0	W	22-13
2017 TOTALS		14-4	35	26	9	2.0	12.0	2	12	3	1	21	11	0	5	0	0	0	0	0	0	0	0	0	0	0	0	0	0	0	4-12

+ - Overtime



@FINESSINXV



@FINESSINXV

27 NATE HAIRSTON

CORNERBACK



2018 GAME-BY-GAME REGULAR SEASON STATISTICS (COLTS)

DATE	OPPONENT	TK	TACKLES							INTERCEPTIONS					FUMBLES			ST				MISC			SCORE			
			S	A	SK	YDS	TFL	YDS	QBH	NO	YDS	LG	TD	PD	FF	FR	YDS	TK	S	A	FF	FR	S	A		W/L		
09/09	Bengals	S	6	6	0	0.0	0.0	0	0	0	0	0	0	0	0	0	0	0	0	0	0	0	0	0	0	L	23-34	
09/16	at Redskins	S	6	4	2	0.0	0.0	0	0	0	0	0	0	0	0	0	0	0	0	0	0	0	0	0	0	W	21-9	
09/23	at Eagles	S	7	6	1	0.0	0.0	0	0	0	0	0	0	0	0	0	0	0	0	0	0	0	0	0	0	L	16-20	
09/30	Texans	S	4	4	0	0.0	0.0	0	0	0	0	0	0	0	0	0	0	0	0	0	0	0	0	0	0	L	34-37+	
10/04	at Patriots		DID NOT PLAY (NON-INJURY)																							L	24-38	
10/14	at Jets	S	4	3	1	0.0	0.0	0	0	0	0	0	0	0	0	0	0	0	0	0	0	0	0	0	0	L	34-42	
10/21	Bills	S	1	1	0	0.0	0.0	0	0	0	0	0	0	0	0	0	0	0	0	0	0	0	0	0	0	W	37-5	
10/28	at Raiders	S	0	0	0	0.0	0.0	0	0	0	0	0	0	0	0	0	0	0	0	0	0	0	0	0	0	W	42-28	
11/11	Jaguars		INACTIVE																							W	29-26	
11/18	Titans		INACTIVE																							W	38-10	
11/25	Dolphins	P	0	0	0	0.0	0.0	0	0	0	0	0	0	0	0	0	0	0	0	0	0	0	0	0	0	W	27-24	
12/02	at Jaguars	P	0	0	0	0.0	0.0	0	0	0	0	0	0	0	0	0	0	0	0	0	0	0	0	0	0	L	0-6	
12/09	at Texans	P	0	0	0	0.0	0.0	0	0	0	0	0	0	0	0	0	0	0	0	0	0	0	0	0	0	W	24-21	
12/16	Cowboys	P	1	0	1	0.0	0.0	0	0	0	0	0	0	0	0	0	0	0	0	0	0	0	0	0	0	W	23-0	
12/23	Giants	P	0	0	0	0.0	0.0	0	0	0	0	0	0	0	0	0	0	0	0	0	0	0	0	1	1	0	W	28-27
12/30	at Titans	P	0	0	0	0.0	0.0	0	0	0	0	0	0	0	0	0	0	0	0	0	0	0	0	0	0	0	W	33-17
2018 TOTALS	13-7		29	24	5	0.0	0.0	0	0	0	0	0	0	0	0	0	0	0	0	0	0	0	0	0	0	0	10-6	

+ - Overtime

2018 GAME-BY-GAME POSTSEASON STATISTICS (COLTS)

DATE	OPPONENT	TK	TACKLES							INTERCEPTIONS					FUMBLES			ST				MISC			SCORE			
			S	A	SK	YDS	TFL	YDS	QBH	NO	YDS	LG	TD	PD	FF	FR	YDS	TK	S	A	FF	FR	S	A		W/L		
01/05	at Texans	P	0	0	0	0.0	0.0	0	0	0	0	0	0	0	0	0	0	0	0	0	0	0	0	0	0	0	W	21-7
01/12	at Chiefs	P	0	0	0	0.0	0.0	0	0	0	0	0	0	0	0	0	0	0	0	0	0	0	0	0	0	0	L	13-31
2018 TOTALS	2-0		0	0	0	0.0	0.0	0	0	0	0	0	0	0	0	0	0	0	0	0	0	0	0	0	0	0	1-1	



@FINESSINXV



@FINESSINXV

13 T.Y. HILTON

WIDE RECEIVER



5-10 • 183

NFL EXP: 8 (8th Year with Colts)

BORN: 11/14/89

FIU FLORIDA
INTERNATIONAL



Hilton was selected by the Colts in the third round (92nd overall) of the 2012 NFL Draft.

DOWN THE STRETCH

Favorite team and/or athlete outside of football:
LeBron James

Favorite musician and/or song: R. Kelly - "The World's Greatest"

Hobbies outside of football: Basketball

Favorite food: Fast food

Favorite vacation spot: Orlando, Fla.

If you could have lunch with three people, living or dead, who would they be: LeBron James, Michael Jordan and Michael Jackson

Favorite movie: "The Sandlot"

What's the one thing you couldn't live without:
My video games

Pregame ritual: I listen to gospel music getting ready and then once I get to the stadium I call my wife and talk to her.

What's on your bucket list: I want to go to Las Vegas.

Who is your inspiration: My kids inspire me.

Who is your mentor: Reggie Wayne

Favorite TV show: "Law and Order SVU"

13 T.Y. HILTON

WIDE RECEIVER



NFL HIGHLIGHTS

- In seven seasons with the Colts has competed in 108 games (87 starts) and has totaled 507 catches for 8,097 yards and 40 touchdowns in addition to nine career rushes for 55 yards. He also has 49 punt returns for a 9.8 average and one touchdown and 10 kickoff returns for 123 yards.
- In eight career postseason games (seven starts), he has recorded 45 catches for 749 yards and three touchdowns in addition to one rush for one yard and one punt return.
- Has been named to four consecutive Pro Bowls from 2014-17.
- Was the NFL leader in receiving yardage in 2016 after finishing the year with 1,448 yards on 91 receptions. He became the first Colts player to lead the league in the category since 2007. It also marked the eighth time in team history that a Colts player led the league in receiving yards (four times in Indianapolis and four times in Baltimore).
- Recorded four consecutive 1,000-yard seasons from 2013-16 and tied his single-season career-high in touchdowns (seven) in 2014.
- Became the second-fastest Colts player to reach 5,000 career receiving yards, accomplishing the feat in 69 games (Marvin Harrison, 68 games).
- His 4,413 receiving yards in his first four seasons are the most by a wide receiver selected in the third round or later of the NFL Draft during that time frame.
- Set franchise postseason single-game records with 13 catches and 224 yards during the team's AFC Wild Card victory against Kansas City on January 4, 2014. Became the second player in team postseason history to finish a game with 200-plus receiving yards. His 13

NFL HIGHLIGHTS CONT...

- receptions tied for the second-most in a single game in NFL postseason history while his receiving yardage total ranks third.
- Registered a team-record 327 receiving yards for a single postseason (2013, two games) while his 17 receptions ranked tied for sixth.
- Established a regular season career-high in receptions (11) against Jacksonville on Dec. 29, 2013 and receiving yards (223) at Houston on Oct. 9, 2014.
- Tied a franchise record and set a career-high with three touchdowns in a win at Houston on Nov. 3, 2013.
- Became the sixth player in NFL history to register 10 100-yard receiving games in the first two seasons of a career.
- Recorded five 100-yard receiving games in 2012, a Colts rookie record.
- Finished with the second-most receiving yards (861) by a rookie in franchise history.
- Ranked first among NFL rookies in receiving touchdowns (seven) in 2012.
- Became the first player in Colts history to score on a punt return and catch a pass for a touchdown when he accomplished the feat against Buffalo on Nov. 25, 2012. Was named AFC Special Teams Player of the Week for his performance.
- Earned his first AFC Offensive Player of the Week following the team's Nov. 5, 2017 victory at Houston where he caught five passes for 175 yards and two touchdowns.
- Set the franchise record for the most receiving yards (1,944) and 100-yard games (10) and ranks second for the most receptions (132) in a Colts player's first two

TOP OF THE LEAGUE

Hilton led the NFL in receiving yardage in 2016 after finishing the year with 1,448 yards on 91 receptions. He became the first Colts player to lead the league in the category since 2007. It also marked the eighth time in team history that a Colts player led the league in receiving yards (four times in Indianapolis and four times in Baltimore). Hilton recorded four consecutive 1,000-yard seasons (2013-16) and was selected to the Pro Bowl in each year from 2014-17.



13 T.Y. HILTON

WIDE RECEIVER



NFL HIGHLIGHTS CONT...

- seasons with the team.
- Was named to the 2016 PFWA All-AFC Team.
- In 14 starts in 2018, had 76 receptions for 1,270 yards and six touchdowns. In Week 11, he led the team in receptions (nine) and receiving yards (155) and also had two touchdowns. In Week 12, he led the team in receptions (seven) and receiving yards (125). Hilton became one of five receivers to have 7,500 receiving yards since 2012. In Week 14, he led the team in receptions (nine) and receiving yards (199). He passed Marvin Harrison (11) for the most 150-yard receiving games in franchise history. In Week 15, he led the team in receiving and finished the day with five receptions for 85 yards. He surpassed 1,000 yards on the season, which was the fifth time he has reached the plateau in his career. He passed Reggie Wayne (494) for the second-most receptions by a Colt in their first seven seasons in team history. Started two postseason games and led the team with nine receptions for 145 yards and one touchdown.
- In 2017, started all 16 games at wide receiver for the second consecutive year and totaled 57 receptions for 966 yards (16.9 avg.) and four touchdowns.
- Started all 16 games for the first time in his career in 2016 and set single season career highs in receptions (91) and receiving yards (1,448). Also contributed with six touchdowns and six 100-yard contests.
- Started 15-of-16 games at wide receiver in 2015 and totaled 69 receptions for 1,124 yards and five touchdowns. Also fielded four punts for 16 yards.
- In 2014, started all 15 games he competed in at wide receiver and led the team in receptions (82) and receiving yards (1,345) while adding seven touchdowns. Totaled two carries for 20 yards and added one punt return.
- Competed in all 16 games (10 starts) in 2013 and led the team in receptions (82) and yards (1,083) while adding five touchdowns.
- Played in 15 games (one start) in 2012 and recorded 50 catches for 861 yards and had a team-high seven touchdowns. Carried the ball five times for 29 yards. Added 26 punt returns for 300 yards and one touchdown. Also, returned seven kickoffs for 118 yards.

COLLEGE HIGHLIGHTS

- Started 37-of-50 games at Florida International, where he graduated with school career records for receptions (229), receiving yards (3,351) and touchdowns (24). Also contributed with 498 rushing yards and seven scores on 69 carries and completed two passes for 38 yards and a touchdown.
- Named a Third Team All-America selection as an all-purpose back by *The NFL Draft Report*, adding honorable mention honors from *Sports Illustrated* in 2011.
- Awarded Sun Belt Conference Player of the Year in 2010 and earned All-Sun Belt Conference first-team accolades in 2010 and 2011.
- Garnered Sun Belt Conference Freshman of the Year accolades from *Sporting News* and *Rivals.com*, was

A FIRST FOR EVERYTHING

On Nov. 25, 2012, during Hilton's rookie season, the 23-year-old became the first player in Colts history to score on a punt return and catch a pass for a touchdown in the same game when he accomplished the feat against Buffalo.



TOPPING 200

Hilton has recorded two career games with 200-plus receiving yards. On Jan. 4, 2014, Hilton set franchise postseason single-game records with 13 catches and 224 yards during the team's AFC Wild Card victory against Kansas City. He became the second player in team postseason history to finish a game with 200-plus receiving yards. Hilton recorded his second 200-yard receiving performance of his career and first of the regular season in a 2014 road victory against Houston. His 223 yards fell two shy of a franchise record.



13 T.Y. HILTON

WIDE RECEIVER



COLLEGE HIGHLIGHTS CONT...

- named the Freshman of the Year by the Sun Belt Conference and was an All-Sun Belt Conference first-team choice as a kick return specialist and all-purpose player.
- Selected to the Freshman All-America team as a punt return specialist by the Football Writers Association of America and Freshman All-America kick returner by *Sporting News*. Also received Honorable Mention All-America accolades from *Sports Illustrated*.
 - Returned 49 punts for 614 yards and two touchdowns, as all three marks set school career records. His 97-yard scoring punt return against Florida Atlantic (11/12/11) set the FIU record and ranked as the second-longest in Sun Belt Conference history.
 - Returned 105 kickoffs for 2,855 yards and four touchdowns, setting the school and Sun Belt career record for scoring returns and total runbacks.
 - Graduated holding FIU and conference all-time records, in addition to ranking fifth in NCAA FBS history with 7,498 all-purpose yards (149.96 ypg.).
 - Found the end zone 37 times to set a school career record for touchdowns, while his 224 points rank second in school annals.
 - Finished 10th among active NCAA Football Bowl Subdivision performers for receptions (229), sixth for receiving yards (3,351) and 14th for touchdown receptions (24).
 - Established Sun Belt Conference all-time records for receiving yards (3,351) and touchdown grabs (24), while his receptions (229) rank second in league annals.
 - Set FIU season records with 72 receptions for 1,038 yards in 2011.
 - Returned 36 kickoffs as a freshman to set the school season record while his 841 yards on those runbacks rank second in single-season annals.

PERSONAL

- Attended Miami Springs (Fla.) High School.
- Named the Dade County Athlete of the Year and added *Miami Herald* First Team All-Dade honors in football as a senior and in basketball as a junior.
- Garnered 6A second-team all-state honors from the Florida Sports Writers Association in 2007.
- As a senior, caught 42 passes for 785 yards and 16 touchdowns. Also scored four times on kick returns.
- In 2016 and 2017, hosted 200 youth for the T.Y. Hilton Football ProCamp in Indianapolis.
- Has participated in several Indiana Black Expo Saving Our Youth Celebrity Basketball Game, which raised money for scholarships for youth.
- Served as the 2014 Bleed Blue Blood Drive spokesperson and featured player.
- Hosted a Strikes For Kids bowling event in 2014, benefiting high school scholarships.
- Participated in the 2012 Colts Rookie Community Blitz at Concord Neighborhood Center, helping local children with reading, crafts and fitness activities.
- Participates in the Community Ticket Block program and donates 15 tickets per game to Fathers and Families.
- Participated in the Colts QB Shopping event with Shepherd Community Center as a volunteer shopper.
- Participated in the Colts Play 60 Super School visit.
- Majored in sports broadcasting at Florida International.
- A native of Miami.

COLTS MOST CAREER RECEPTIONS

MARVIN HARRISON	1,102
REGGIE WAYNE	1,070
RAYMOND BERRY	631
T.Y. HILTON	507
DALLAS CLARK	427

COLTS MOST CAREER RECEIVING YARDS

MARVIN HARRISON	14,580
REGGIE WAYNE	14,345
RAYMOND BERRY	9,275
T.Y. HILTON	8,097

COLTS MOST 150-YARD RECEIVING GAMES

T.Y. HILTON	12
MARVIN HARRISON	11
TWO PLAYERS TIED	7

COLTS MOST 100-YARD RECEIVING GAMES

MARVIN HARRISON	59
REGGIE WAYNE	43
T.Y. HILTON	33

COLTS MOST 1,000-YARD RECEIVING SEASONS

MARVIN HARRISON	8
REGGIE WAYNE	8
T.Y. HILTON	5



@TYHILTON13

13 T.Y. HILTON

WIDE RECEIVER



T.Y. HILTON - NFL REGULAR SEASON STATISTICS

DATE TEAM	GP GS	RECEIVING					RUSHING				
		NO.	YDS	AVG	LG	TD	NO.	YDS.	AVG.	LG	TD
2012 Colts	15 1	50	861	17.2	70t	7	5	29	5.8	19	0
2013 Colts	16 10	82	1,083	13.2	73t	5	2	6	3.0	3	0
2014 Colts	15 15	82	1,345	16.4	73t	7	2	20	10.0	15	0
2015 Colts	16 15	69	1,124	16.3	87t	5	0	0	0.0	0	0
2016 Colts	16 16	91	1,448	15.9	63t	6	0	0	0.0	0	0
2017 Colts	16 16	57	966	16.9	80t	4	0	0	0.0	0	0
2018 Colts	14 14	76	1,270	16.7	68t	6	0	0	0.0	0	0
TOTALS	108 87	507	8,097	16.0	87t	40	9	55	6.1	19	0

T.Y. HILTON - NFL POSTSEASON STATISTICS

DATE TEAM	GP GS	RECEIVING					RUSHING				
		NO.	YDS	AVG	LG	TD	NO.	YDS.	AVG.	LG	TD
2012 Colts	1 0	8	66	8.3	25	0	0	0	0.0	0	0
2013 Colts	2 2	17	327	19.2	64t	2	0	0	0.0	0	0
2014 Colts	3 3	11	211	19.2	36	0	1	1	1.0	1	0
2018 Colts	2 2	9	145	16.1	38	1	0	0	0.0	0	0
TOTALS	8 7	45	749	16.6	64t	3	1	1	1.0	1	0

T.Y. HILTON - NFL REGULAR SEASON STATISTICS

DATE TEAM	RET.	KICKOFF RETURNS					PUNT RETURNS					
		YDS.	AVG.	LG	TD	NO.	FC	YDS	AVG	LG	TD	
2012 Colts	7	118	16.9	26	0	26	18	300	11.5	75t	1	
2013 Colts	0	0	0.0	0	0	17	12	159	9.4	34	0	
2014 Colts	1	0	0.0	0	0	0	0	0	0.0	0	0	
2015 Colts	0	0	0.0	0	0	4	2	16	4.0	10	0	
2016 Colts	2	5	2.5	5	0	1	1	5	5.0	5	0	
2017 Colts	0	0	0.0	0	0	0	0	0	0.0	0	0	
2018 Colts	0	0	0.0	0	0	1	0	2	2.0	2	0	
TOTALS	10	123	12.3	26	0	49	33	482	9.8	75t	1	

T.Y. HILTON - NFL POSTSEASON STATISTICS

DATE TEAM	RET.	KICKOFF RETURNS					PUNT RETURNS					
		YDS.	AVG.	LG	TD	NO.	FC	YDS	AVG	LG	TD	
2012 Colts	0	0	0.0	0	0	0	0	0	0.0	0	0	
2013 Colts	0	0	0.0	0	0	0	0	0	0.0	0	0	
2014 Colts	0	0	0.0	0	0	1	1	10	10.0	10	0	
2018 Colts	0	0	0.0	0	0	0	0	0	0.0	0	0	
TOTALS	0	0	0.0	0	0	1	1	10	10.0	10	0	



SINGLE-GAME HIGHS: RUSHING/RECEIVING

Rush Attempts	2 at Jacksonville Jaguars, Sep 29, 2013 ...1 more at 2.	Kickoff Return Yards	73 at New England Patriots, Nov 18, 2012 26 vs. Jacksonville Jaguars, Sep 23, 2012 19 vs. Minnesota Vikings, Sep 16, 2012
Rushing Yards	30 at Jacksonville Jaguars, Nov 08, 2012 15 vs. Jacksonville Jaguars, Nov 23, 2014 6 at Jacksonville Jaguars, Sep 29, 2013	Longest Kickoff Return	26 vs. Jacksonville Jaguars, Sep 23, 2012 20 at New England Patriots, Nov 18, 2012
Longest Runs	19 at Jacksonville Jaguars, Nov 08, 2012 15 vs. Jacksonville Jaguars, Nov 23, 2014 11 at Jacksonville Jaguars, Nov 08, 2012	Fair Catches	5 vs. Green Bay Packers, Oct 07, 2012 3 vs. Denver Broncos, Oct 20, 2013 ...2 more at 3.
Receptions	11 vs. Jacksonville Jaguars, Dec 29, 2013 10 vs. Chicago Bears, Oct 09, 2016 ...1 more at 10.	Punt Return Yards	111 vs. Buffalo Bills, Nov 25, 2012 35 vs. Denver Broncos, Oct 20, 2013 34 at Houston Texans, Nov 03, 2013
Receiving Yards	223 at Houston Texans, Oct 09, 2014 199 at Houston Texans, Dec 09, 2018 177 vs. San Francisco 49ers, Oct 08, 2017	Longest Punt Return	75t vs. Buffalo Bills, Nov 25, 2012 34 at Houston Texans, Nov 03, 2013 23 vs. Oakland Raiders, Sep 08, 2013
Longest Receptions	87t vs. New Orleans Saints, Oct 25, 2015 80t at Houston Texans, Nov 05, 2017 73t vs. Jacksonville Jaguars, Nov 23, 2014 ...1 more at 73.	Punt Returns	5 at Jacksonville Jaguars, Sep 29, 2013 4 at Carolina Panthers, Nov 02, 2015 ...3 more at 4.
Receiving TDs	3 at Houston Texans, Nov 03, 2013 2 vs. Tennessee Titans, Nov 18, 2018 ...7 more at 2.	Punt Return TDs	1 vs. Buffalo Bills, Nov 25, 2012
All-purpose yards	223 at Houston Texans, Oct 09, 2014 199 at Houston Texans, Dec 09, 2018 180 at New England Patriots, Nov 18, 2012	Miscellaneous Tackles	1 vs. Miami Dolphins, Nov 25, 2018 ...8 more at 1.
Kickoff Returns	5 at New England Patriots, Nov 18, 2012 1 at Houston Texans, Oct 16, 2016 ...4 more at 1.	Most TDs	3 at Houston Texans, Nov 03, 2013 2 vs. Tennessee Titans, Nov 18, 2018 ...8 more at 2.

SINGLE-GAME HIGHS - POSTSEASON: RUSHING/RECEIVING

Rush Attempts	1 at Denver Broncos, Jan 11, 2015	All-purpose yards	224 vs. Kansas City Chiefs, Jan 04, 2014 103 vs. Cincinnati Bengals, Jan 04, 2015 ...1 more at 103.
Rushing Yards	1 at Denver Broncos, Jan 11, 2015	Fair Catches	1 at New England Patriots, Jan 18, 2015
Longest Runs	1 at Denver Broncos, Jan 11, 2015	Punt Return Yards	10 at New England Patriots, Jan 18, 2015
Receptions	13 vs. Kansas City Chiefs, Jan 04, 2014 8 at Baltimore Ravens, Jan 06, 2013 6 vs. Cincinnati Bengals, Jan 04, 2015	Longest Punt Return	10 at New England Patriots, Jan 18, 2015
Receiving Yards	224 vs. Kansas City Chiefs, Jan 04, 2014 103 vs. Cincinnati Bengals, Jan 04, 2015 ...1 more at 103.	Punt Returns	1 at New England Patriots, Jan 18, 2015
Longest Receptions	64t vs. Kansas City Chiefs, Jan 04, 2014 46 at New England Patriots, Jan 11, 2014 40 at New England Patriots, Jan 11, 2014	Most TDs	2 vs. Kansas City Chiefs, Jan 04, 2014 1 at Kansas City Chiefs, Jan 12, 2019
Receiving TDs	2 vs. Kansas City Chiefs, Jan 04, 2014 1 at Kansas City Chiefs, Jan 12, 2019		

13 T.Y. HILTON

WIDE RECEIVER



100-YARD RECEIVING GAMES (33): REGULAR SEASON

DATE	TEAM	NO.	YDS.	AVG.	LG	TD
09/23/12	JAGUARS	4	113	28.3	40t	1
11/04/12	DOLPHINS	6	102	17.0	36t	1
11/18/12	at Patriots	6	100	16.7	43t	2
12/02/12	at Lions	6	100	16.7	60	0
12/30/12	TEXANS	4	111	27.8	70t	1
09/15/13	DOLPHINS	6	124	20.7	47	0
10/06/13	SEAHAWKS	5	140	28.0	73t	2
11/03/13	at Texans	7	121	17.3	58t	3
11/10/13	RAMS	7	130	18.6	65	0
12/29/13	JAGUARS	11	155	14.1	41	0
09/28/14	TITANS	6	105	17.5	37	0
10/09/14	at Texans	9	223	24.8	49	1
10/19/14	BENGALS	7	107	15.3	46	0
10/26/14	at Steelers	6	155	25.8	45	1
11/23/14	JAGUARS	4	122	30.5	73t	1
12/07/14	at Browns	10	150	15.0	42t	2
10/25/15	SAINTS	4	150	37.5	87t	2
12/13/15	at Jaguars	4	132	33.0	57	0
09/25/16	CHARGERS	8	174	21.8	63t	1
10/09/16	BEARS	10	171	17.1	35t	1
10/23/16	at Titans	7	133	19.0	37t	1
12/05/16	at Jets	9	146	16.2	34	0
12/11/16	TEXANS	9	115	12.8	35t	1
12/24/16	at Raiders	4	105	26.3	39	0
09/24/17	BROWNS	7	153	21.9	61t	1
10/08/17	49ERS	7	177	25.3	63	0
11/05/17	at Texans	5	175	35.0	80t	2
12/23/17	at Ravens	6	100	16.7	24	0
09/30/18	TEXANS	4	115	28.8	42	0
11/18/18	TITANS	9	155	17.2	68t	2
11/25/18	DOLPHINS	7	125	17.9	36	0
12/09/18	at Texans	9	199	22.1	60	0
12/23/18	GIANTS	7	138	19.7	55	0

100-YARD RECEIVING GAMES (3): POSTSEASON

DATE	TEAM	NO.	YDS.	AVG.	LG	TD
01/04/14	CHIEFS	13	224	17.2	64t	2
01/11/14	at Patriots	4	103	25.8	46	0
01/04/15	BENGALS	6	103	17.2	30	0



2012 GAME-BY-GAME REGULAR SEASON STATISTICS (COLTS)

DATE	OPPONENT	P/S	RECEIVING			ATT	RUSHING			TD	W/L	SCORE
			NO	YDS	LG		YDS	LG				
09/09	at Bears										L	21-41
09/16	Vikings	P	1	15	15	0	0	0	0	0	W	23-20
09/23	Jaguars	P	4	113	40t	1	0	0	0	0	L	17-22
10/07	Packers	P	3	37	26	0	1	0	0	0	W	30-27
10/14	at Jets	P	3	31	16	0	0	0	0	0	L	9-35
10/21	Browns	P	2	22	14	0	0	0	0	0	W	17-13
10/28	at Titans	P	5	35	14	0	0	0	0	0	W	19-13+
11/04	Dolphins	P	6	102	36t	1	1	1	1	0	W	23-20
11/08	at Jaguars	P	0	0	0	0	2	30	19	0	W	27-10
11/18	at Patriots	P	6	100	43t	2	0	0	0	0	L	24-59
11/25	Bills	P	3	33	18	1	0	0	0	0	W	20-13
12/02	at Lions	P	6	100	60	0	0	0	0	0	W	35-33
12/09	Titans	P	2	50	36	0	1	-2	-2	0	W	27-23
12/16	at Texans	P	3	78	61t	1	0	0	0	0	L	17-29
12/23	at Chiefs	S	2	34	23	0	0	0	0	0	W	20-13
12/30	Texans	P	4	111	70t	1	0	0	0	0	W	28-16
2012 TOTALS	15-1		50	861	70t	7	5	29	19	0	11-5	

+ - Overtime

2013 GAME-BY-GAME REGULAR SEASON STATISTICS (COLTS)

DATE	OPPONENT	P/S	RECEIVING			ATT	RUSHING			TD	W/L	SCORE
			NO	YDS	LG		YDS	LG				
09/08	Raiders	P	3	20	12	0	0	0	0	0	W	21-17
09/15	Dolphins	P	6	124	47	0	0	0	0	0	L	20-24
09/22	at 49ers	P	2	13	8	0	0	0	0	0	W	27-7
09/29	at Jaguars	S	4	45	18	0	2	6	3	0	W	37-3
10/06	Seahawks	P	5	140	73t	2	0	0	0	0	W	34-28
10/14	at Chargers	P	5	43	11	0	0	0	0	0	L	9-19
10/20	Broncos	S	2	27	19	0	0	0	0	0	W	39-33
11/03	at Texans	P	7	121	58t	3	0	0	0	0	W	27-24
11/10	Rams	S	7	130	65	0	0	0	0	0	L	8-38
11/14	at Titans	S	5	44	17	0	0	0	0	0	W	30-27
11/24	at Cardinals	S	5	38	12	0	0	0	0	0	L	11-40
12/01	Titans	S	5	46	20	0	0	0	0	0	W	22-14
12/08	at Bengals	S	2	7	4	0	0	0	0	0	L	28-42
12/15	Texans	S	8	78	41	0	0	0	0	0	W	25-3
12/22	at Chiefs	S	5	52	31	0	0	0	0	0	W	23-7
12/29	Jaguars	S	11	155	41	0	0	0	0	0	W	30-10
2013 TOTALS	16-10		82	1,083	73t	5	2	6	3	0	11-5	

2014 GAME-BY-GAME REGULAR SEASON STATISTICS (COLTS)

DATE	OPPONENT	P/S	RECEIVING			ATT	RUSHING			TD	W/L	SCORE
			NO	YDS	LG		YDS	LG				
09/07	at Broncos	S	5	41	9	0	0	0	0	0	L	24-31
09/15	Eagles	S	6	65	16	0	0	0	0	0	L	27-30
09/21	at Jaguars	S	5	80	39	0	0	0	0	0	W	44-17
09/28	Titans	S	6	105	37	0	1	5	5	0	W	41-17
10/05	Ravens	S	9	90	21	0	0	0	0	0	W	20-13
10/09	at Texans	S	9	223	49	1	0	0	0	0	W	33-28
10/19	Bengals	S	7	107	46	0	0	0	0	0	W	27-0
10/26	at Steelers	S	6	155	45	1	0	0	0	0	L	34-51
11/03	at Giants	S	3	71	31t	1	0	0	0	0	W	40-24
11/16	Patriots	S	3	24	13	0	0	0	0	0	L	20-42
11/23	Jaguars	S	4	122	73t	1	1	15	15	0	W	23-3
11/30	Redskins	S	5	62	25	1	0	0	0	0	W	49-27
12/07	at Browns	S	10	150	42t	2	0	0	0	0	W	25-24
12/14	Texans	S	4	50	20	0	0	0	0	0	W	17-10
12/21	at Cowboys										L	7-42
12/28	at Titans	S	0	0	0	0	0	0	0	0	W	27-10
2014 TOTALS	15-15		82	1,345	73t	7	2	20	15	0	11-5	





2015 GAME-BY-GAME REGULAR SEASON STATISTICS (COLTS)

DATE	OPPONENT	P/S	RECEIVING			ATT	RUSHING			TD	W/L	SCORE
			NO	YDS	LG		YDS	LG				
09/13	at Bills	S	7	88	30	0	0	0	0	0	L	14-27
09/21	Jets	S	4	45	27	0	0	0	0	0	L	7-20
09/27	at Titans	S	4	94	48	0	0	0	0	0	W	35-33
10/04	Jaguars	S	7	67	17	0	0	0	0	0	W	16-13+
10/08	at Texans	S	5	88	43	0	0	0	0	0	W	27-20
10/18	Patriots	S	6	74	27	1	0	0	0	0	L	27-34
10/25	Saints	S	4	150	87t	2	0	0	0	0	L	21-27
11/02	at Panthers	S	1	15	15	0	0	0	0	0	L	26-29+
11/08	Broncos	S	5	82	30	0	0	0	0	0	W	27-24
11/22	at Falcons	P	2	21	15	0	0	0	0	0	W	24-21
11/29	Buccaneers	S	6	95	31	2	0	0	0	0	W	25-12
12/06	at Steelers	S	3	36	19	0	0	0	0	0	L	10-45
12/13	at Jaguars	S	4	132	57	0	0	0	0	0	L	16-51
12/20	Texans	S	3	29	13	0	0	0	0	0	L	10-16
12/27	at Dolphins	S	4	64	28	0	0	0	0	0	W	18-12
01/03	Titans	S	4	44	18	0	0	0	0	0	W	30-24
2015 TOTALS	16-15		69	1,124	87t	5	0	0	0	0	8-8	

+ - Overtime

2016 GAME-BY-GAME REGULAR SEASON STATISTICS (COLTS)

DATE	OPPONENT	P/S	RECEIVING			ATT	RUSHING			TD	W/L	SCORE
			NO	YDS	LG		YDS	LG				
09/11	Lions	S	6	79	32	0	0	0	0	0	L	35-39
09/18	at Broncos	S	4	41	16	0	0	0	0	0	L	20-34
09/25	Chargers	S	8	174	63t	1	0	0	0	0	W	26-22
10/02	at Jaguars	S	7	42	14	1	0	0	0	0	L	27-30
10/09	Bears	S	10	171	35t	1	0	0	0	0	W	29-23
10/16	at Texans	S	3	49	31	0	0	0	0	0	L	23-26+
10/23	at Titans	S	7	133	37t	1	0	0	0	0	W	34-26
10/30	Chiefs	S	1	20	20	0	0	0	0	0	L	14-30
11/06	at Packers	S	6	82	27	0	0	0	0	0	W	31-26
11/20	Titans	S	5	97	50	1	0	0	0	0	W	24-17
11/24	Steelers	S	3	54	32	0	0	0	0	0	L	7-28
12/05	at Jets	S	9	146	34	0	0	0	0	0	W	41-10
12/11	Texans	S	9	115	35t	1	0	0	0	0	L	17-22
12/18	at Vikings	S	3	45	31	0	0	0	0	0	W	34-6
12/24	at Raiders	S	4	105	39	0	0	0	0	0	L	25-33
01/01	Jaguars	S	6	95	28	0	0	0	0	0	W	24-20
2016 TOTALS	16-16		91	1,448	63t	6	0	0	0	0	8-8	

+ - Overtime

2017 GAME-BY-GAME REGULAR SEASON STATISTICS (COLTS)

DATE	OPPONENT	P/S	RECEIVING			ATT	RUSHING			TD	W/L	SCORE
			NO	YDS	LG		YDS	LG				
09/10	at Rams	S	3	57	32	0	0	0	0	0	L	9-46
09/17	Cardinals	S	4	49	16	0	0	0	0	0	L	13-16+
09/24	Browns	S	7	153	61t	1	0	0	0	0	W	31-28
10/01	at Seahawks	S	3	30	13	0	0	0	0	0	L	18-46
10/08	49ers	S	7	177	63	0	0	0	0	0	W	26-23+
10/16	at Titans	S	1	19	19	0	0	0	0	0	L	22-36
10/22	Jaguars	S	2	27	17	0	0	0	0	0	L	0-27
10/29	at Bengals	S	2	15	17	0	0	0	0	0	L	23-24
11/05	at Texans	S	5	175	80t	2	0	0	0	0	W	20-14
11/12	Steelers	S	2	23	16	0	0	0	0	0	L	17-20
11/26	Titans	S	2	15	9	0	0	0	0	0	L	16-20
12/03	at Jaguars	S	3	51	40t	1	0	0	0	0	L	10-30
12/10	at Bills	S	2	20	10	0	0	0	0	0	L	7-13+
12/14	Broncos	S	5	41	13	0	0	0	0	0	L	13-25
12/23	at Ravens	S	6	100	24	0	0	0	0	0	L	16-23
12/31	Texans	S	3	14	9	0	0	0	0	0	W	22-13
2017 TOTALS	16-16		57	966	80t	4	0	0	0	0	4-12	

+ - Overtime



2018 GAME-BY-GAME REGULAR SEASON STATISTICS (COLTS)

DATE	OPPONENT	P/S	RECEIVING			ATT	RUSHING			TD	W/L	SCORE
			NO	YDS	LG		YDS	LG				
09/09	Bengals	S	5	46	13	1	0	0	0	0	L	23-34
09/16	at Redskins	S	7	83	22	1	0	0	0	0	W	21-9
09/23	at Eagles	S	5	50	29	0	0	0	0	0	L	16-20
09/30	Texans	S	4	115	42	0	0	0	0	0	L	34-37+
10/04	at Patriots										L	24-38
10/14	at Jets										L	34-42
10/21	Bills	S	4	25	11	2	0	0	0	0	W	37-5
10/28	at Raiders	S	1	34	34	0	0	0	0	0	W	42-28
11/11	Jaguars	S	3	77	35	0	0	0	0	0	W	29-26
11/18	Titans	S	9	155	68t	2	0	0	0	0	W	38-10
11/25	Dolphins	S	7	125	36	0	0	0	0	0	W	27-24
12/02	at Jaguars	S	8	77	16	0	0	0	0	0	L	0-6
12/09	at Texans	S	9	199	60	0	0	0	0	0	W	24-21
12/16	Cowboys	S	5	85	37	0	0	0	0	0	W	23-0
12/23	Giants	S	7	138	55	0	0	0	0	0	W	28-27
12/30	at Titans	S	2	61	43	0	0	0	0	0	W	33-17
2018 TOTALS	14-14		76	1,270	68t	6	0	0	0	0	10-6	

+ - Overtime

2012 GAME-BY-GAME POSTSEASON STATISTICS (COLTS)

DATE	OPPONENT	P/S	RECEIVING			ATT	RUSHING			TD	W/L	SCORE
			NO	YDS	LG		YDS	LG				
01/06	at Ravens	P	8	66	25	0	0	0	0	0	L	9-24
2012 TOTALS	1-0		8	66	25	0	0	0	0	0	0-1	

2013 GAME-BY-GAME POSTSEASON STATISTICS (COLTS)

DATE	OPPONENT	P/S	RECEIVING			ATT	RUSHING			TD	W/L	SCORE
			NO	YDS	LG		YDS	LG				
01/04	Chiefs	S	13	224	64t	2	0	0	0	0	W	45-44
01/11	at Patriots	S	4	103	46	0	0	0	0	0	L	22-43
2013 TOTALS	2-2		17	327	64t	2	0	0	0	0	1-1	

2014 GAME-BY-GAME POSTSEASON STATISTICS (COLTS)

DATE	OPPONENT	P/S	RECEIVING			ATT	RUSHING			TD	W/L	SCORE
			NO	YDS	LG		YDS	LG				
01/04	Bengals	S	6	103	30	0	0	0	0	0	W	26-10
01/11	at Broncos	S	4	72	23	0	1	1	1	0	W	24-13
01/18	at Patriots	S	1	36	36	0	0	0	0	0	L	7-45
2014 TOTALS	3-3		11	211	36	0	1	1	1	0	2-1	

2018 GAME-BY-GAME POSTSEASON STATISTICS (COLTS)

DATE	OPPONENT	P/S	RECEIVING			ATT	RUSHING			TD	W/L	SCORE
			NO	YDS	LG		YDS	LG				
01/05	at Texans	S	5	85	38	0	0	0	0	0	W	21-7
01/12	at Chiefs	S	4	60	29t	1	0	0	0	0	L	13-31
2018 TOTALS	2-2		9	145	38	1	0	0	0	0	1-1	



13 T.Y. HILTON

WIDE RECEIVER



2012 GAME-BY-GAME REGULAR SEASON STATISTICS (COLTS)

DATE	OPPONENT	P/S	RET	KICKOFF RETURNS			LG	TD	NO	FC	PUNT RETURNS			LG	TD	W/L	SCORE
				YDS	AVG	LG					YDS	AVG	LG				
09/09	at Bears																L 21-41
09/16	Vikings	P	1	19	19.0	19	0	1	1	11	11.0	11	0	W		23-20	
09/23	Jaguars	P	1	26	26.0	26	0	4	1	29	7.3	14	0	L		17-22	
10/07	Packers	P	0	0	0.0	0	0	2	5	13	6.5	7	0	W		30-27	
10/14	at Jets	P	0	0	0.0	0	0	0	3	0	0.0	0	0	L		9-35	
10/21	Browns	P	0	0	0.0	0	0	1	2	8	8.0	8	0	W		17-13	
10/28	at Titans	P	0	0	0.0	0	0	1	0	13	13.0	13	0	W		19-13	
11/04	Dolphins	P	0	0	0.0	0	0	4	0	29	7.3	14	0	W		23-20	
11/08	at Jaguars	P	0	0	0.0	0	0	1	2	12	12.0	12	0	W		27-10	
11/18	at Patriots	P	5	73	14.6	20	0	1	0	7	7.0	7	0	L		24-59	
11/25	Bills	P	0	0	0.0	0t	0	4	1	111	27.8	75	1	W		20-13	
12/02	at Lions	P	0	0	0.0	0	0	2	2	6	3.0	4	0	W		35-33	
12/09	Titans	P	0	0	0.0	0	0	2	0	24	12.0	17	0	W		27-23	
12/16	at Texans	P	0	0	0.0	0	0	2	0	18	9.0	15	0	L		17-29	
12/23	at Chiefs	S	0	0	0.0	0	0	0	1	0	0.0	0	0	W		20-13	
12/30	Texans	P	0	0	0.0	0	0	1	0	19	19.0	19	0	W		28-16	
2012 TOTALS	15-1		7	118	16.9	26	0	26	18	300	11.5	75t	1	11-5			

+ - Overtime

2013 GAME-BY-GAME REGULAR SEASON STATISTICS (COLTS)

DATE	OPPONENT	P/S	RET	KICKOFF RETURNS			LG	TD	NO	FC	PUNT RETURNS			LG	TD	W/L	SCORE
				YDS	AVG	LG					YDS	AVG	LG				
09/08	Raiders	P	0	0	0.0	0	0	1	0	23	23.0	23	0	W		21-17	
09/15	Dolphins	P	0	0	0.0	0	0	1	1	7	7.0	7	0	L		20-24	
09/22	at 49ers	P	0	0	0.0	0	0	2	3	16	8.0	12	0	W		27-7	
09/29	at Jaguars	S	0	0	0.0	0	0	5	0	19	3.8	9	0	W		37-3	
10/06	Seahawks	P	0	0	0.0	0	0	0	2	0	0.0	0	0	W		34-28	
10/14	at Chargers	P	0	0	0.0	0	0	2	0	10	5.0	5	0	L		9-19	
10/20	Broncos	S	0	0	0.0	0	0	3	3	35	11.7	15	0	W		39-33	
11/03	at Texans	P	0	0	0.0	0	0	1	2	34	34.0	34	0	W		27-24	
11/10	Rams	S	0	0	0.0	0	0	0	1	0	0.0	0	0	L		8-38	
11/14	at Titans	S	0	0	0.0	0	0	2	0	15	7.5	16	0	W		30-27	
11/24	at Cardinals	S	0	0	0.0	0	0	0	0	0	0.0	0	0	L		11-40	
12/01	Titans	S	0	0	0.0	0	0	0	0	0	0.0	0	0	W		22-14	
12/08	at Bengals	S	0	0	0.0	0	0	0	0	0	0.0	0	0	L		28-42	
12/15	Texans	S	0	0	0.0	0	0	0	0	0	0.0	0	0	W		25-3	
12/22	at Chiefs	S	0	0	0.0	0	0	0	0	0	0.0	0	0	W		23-7	
12/29	Jaguars	S	0	0	0.0	0	0	0	0	0	0.0	0	0	W		30-10	
2013 TOTALS	16-10		0	0	0.0	0	0	17	12	159	9.4	34	0	11-5			

2014 GAME-BY-GAME REGULAR SEASON STATISTICS (COLTS)

DATE	OPPONENT	P/S	RET	KICKOFF RETURNS			LG	TD	NO	FC	PUNT RETURNS			LG	TD	W/L	SCORE
				YDS	AVG	LG					YDS	AVG	LG				
09/07	at Broncos	S	0	0	0.0	0	0	0	0	0	0.0	0	0	L		24-31	
09/15	Eagles	S	0	0	0.0	0	0	0	0	0	0.0	0	0	L		27-30	
09/21	at Jaguars	S	0	0	0.0	0	0	0	0	0	0.0	0	0	W		44-17	
09/28	Titans	S	0	0	0.0	0	0	0	0	0	0.0	0	0	W		41-17	
10/05	Ravens	S	0	0	0.0	0	0	0	0	0	0.0	0	0	W		20-13	
10/09	at Texans	S	0	0	0.0	0	0	0	0	0	0.0	0	0	W		33-28	
10/19	Bengals	S	0	0	0.0	0	0	0	0	0	0.0	0	0	W		27-0	
10/26	at Steelers	S	0	0	0.0	0	0	0	0	0	0.0	0	0	L		34-51	
11/03	at Giants	S	1	0	0.0	0	0	0	0	0	0.0	0	0	W		40-24	
11/16	Patriots	S	0	0	0.0	0	0	0	0	0	0.0	0	0	L		20-42	
11/23	Jaguars	S	0	0	0.0	0	0	0	0	0	0.0	0	0	W		23-3	
11/30	Redskins	S	0	0	0.0	0	0	0	0	0	0.0	0	0	W		49-27	
12/07	at Browns	S	0	0	0.0	0	0	0	0	0	0.0	0	0	W		25-24	
12/14	Texans	S	0	0	0.0	0	0	0	0	0	0.0	0	0	W		17-10	
12/21	at Cowboys	S												L		7-42	
12/28	at Titans	S	0	0	0.0	0	0	0	0	0	0.0	0	0	W		27-10	
2014 TOTALS	15-15		1	0	0.0	0	0	0	0	0	0.0	0	0	0	11-5		

13 T.Y. HILTON

WIDE RECEIVER



2015 GAME-BY-GAME REGULAR SEASON STATISTICS (COLTS)

DATE	OPPONENT	P/S	KICKOFF RETURNS					PUNT RETURNS					TD	W/L	SCORE
			RET	YDS	AVG	LG	TD	NO	FC	YDS	AVG	LG			
09/13	at Bills	S	0	0	0.0	0	0	0	0	0	0.0	0	0	L	14-27
09/21	Jets	S	0	0	0.0	0	0	0	0	0.0	0	0	L	7-20	
09/27	at Titans	S	0	0	0.0	0	0	0	0	0.0	0	0	W	35-33	
10/04	Jaguars	S	0	0	0.0	0	0	0	0	0.0	0	0	W	16-13	
10/08	at Texans	S	0	0	0.0	0	0	0	0	0.0	0	0	W	27-20	
10/18	Patriots	S	0	0	0.0	0	0	0	0	0.0	0	0	L	27-34	
10/25	Saints	S	0	0	0.0	0	0	0	0	0.0	0	0	L	21-27	
11/02	at Panthers	S	0	0	0.0	0	0	4	2	16	4.0	10	L	26-29	
11/08	Broncos	S	0	0	0.0	0	0	0	0	0	0.0	0	W	27-24	
11/22	at Falcons	P	0	0	0.0	0	0	0	0	0	0.0	0	W	24-21	
11/29	Buccaners	S	0	0	0.0	0	0	0	0	0	0.0	0	W	25-12	
12/06	at Steelers	S	0	0	0.0	0	0	0	0	0	0.0	0	L	10-45	
12/13	at Jaguars	S	0	0	0.0	0	0	0	0	0	0.0	0	L	16-51	
12/20	Texans	S	0	0	0.0	0	0	0	0	0	0.0	0	L	10-16	
12/27	at Dolphins	S	0	0	0.0	0	0	0	0	0	0.0	0	W	18-12	
01/03	Titans	S	0	0	0.0	0	0	0	0	0	0.0	0	W	30-24	
2015 TOTALS	16-15		0	0	0.0	0	0	4	2	16	4.0	10	0	8-8	

+ - Overtime

2016 GAME-BY-GAME REGULAR SEASON STATISTICS (COLTS)

DATE	OPPONENT	P/S	KICKOFF RETURNS					PUNT RETURNS					TD	W/L	SCORE
			RET	YDS	AVG	LG	TD	NO	FC	YDS	AVG	LG			
09/11	Lions	S	1	0	0.0	0	0	0	0	0	0.0	0	0	L	35-39
09/18	at Broncos	S	0	0	0.0	0	0	0	0	0	0.0	0	0	L	20-34
09/25	Chargers	S	0	0	0.0	0	0	0	0	0	0.0	0	W	26-22	
10/02	at Jaguars	S	0	0	0.0	0	0	0	0	0	0.0	0	L	27-30	
10/09	Bears	S	0	0	0.0	0	0	0	0	0	0.0	0	W	29-23	
10/16	at Texans	S	1	5	5.0	5	0	0	0	0	0.0	0	L	23-26	
10/23	at Titans	S	0	0	0.0	0	0	0	0	0	0.0	0	W	34-26	
10/30	Chiefs	S	0	0	0.0	0	0	1	1	5	5.0	5	L	14-30	
11/06	at Packers	S	0	0	0.0	0	0	0	0	0	0.0	0	W	31-26	
11/20	Titans	S	0	0	0.0	0	0	0	0	0	0.0	0	W	24-17	
11/24	Steelers	S	0	0	0.0	0	0	0	0	0	0.0	0	L	7-28	
12/05	at Jets	S	0	0	0.0	0	0	0	0	0	0.0	0	W	41-10	
12/11	Texans	S	0	0	0.0	0	0	0	0	0	0.0	0	L	17-22	
12/18	at Vikings	S	0	0	0.0	0	0	0	0	0	0.0	0	W	34-6	
12/24	at Raiders	S	0	0	0.0	0	0	0	0	0	0.0	0	L	25-33	
01/01	Jaguars	S	0	0	0.0	0	0	0	0	0	0.0	0	W	24-20	
2016 TOTALS	16-16		2	5	2.5	5	0	1	1	5	5.0	5	0	8-8	

+ - Overtime

2017 GAME-BY-GAME REGULAR SEASON STATISTICS (COLTS)

DATE	OPPONENT	P/S	KICKOFF RETURNS					PUNT RETURNS					TD	W/L	SCORE
			RET	YDS	AVG	LG	TD	NO	FC	YDS	AVG	LG			
09/10	at Rams	S	0	0	0.0	0	0	0	0	0	0.0	0	0	L	9-46
09/17	Cardinals	S	0	0	0.0	0	0	0	0	0	0.0	0	0	L	13-16
09/24	Browns	S	0	0	0.0	0	0	0	0	0	0.0	0	W	31-28	
10/01	at Seahawks	S	0	0	0.0	0	0	0	0	0	0.0	0	0	L	18-46
10/08	49ers	S	0	0	0.0	0	0	0	0	0	0.0	0	W	26-23	
10/16	at Titans	S	0	0	0.0	0	0	0	0	0	0.0	0	0	L	22-36
10/22	Jaguars	S	0	0	0.0	0	0	0	0	0	0.0	0	0	L	0-27
10/29	at Bengals	S	0	0	0.0	0	0	0	0	0	0.0	0	0	L	23-24
11/05	at Texans	S	0	0	0.0	0	0	0	0	0	0.0	0	W	20-14	
11/12	Steelers	S	0	0	0.0	0	0	0	0	0	0.0	0	0	L	17-20
11/26	Titans	S	0	0	0.0	0	0	0	0	0	0.0	0	0	L	16-20
12/03	at Jaguars	S	0	0	0.0	0	0	0	0	0	0.0	0	0	L	10-30
12/10	at Bills	S	0	0	0.0	0	0	0	0	0	0.0	0	0	L	7-13
12/14	Broncos	S	0	0	0.0	0	0	0	0	0	0.0	0	0	L	13-25
12/23	at Ravens	S	0	0	0.0	0	0	0	0	0	0.0	0	0	L	16-23
12/31	Texans	S	0	0	0.0	0	0	0	0	0	0.0	0	W	22-13	
2017 TOTALS	16-16		0	0	0.0	0	0	0	0	0	0.0	0	0	4-12	

+ - Overtime

2012 GAME-BY-GAME POSTSEASON STATISTICS (COLTS)

DATE	OPPONENT	P/S	KICKOFF RETURNS					PUNT RETURNS					TD	W/L	SCORE
			RET	YDS	AVG	LG	TD	NO	FC	YDS	AVG	LG			
01/06	at Ravens	P	0	0	0.0	0	0	0	0	0	0.0	0	0	L	9-24
2012 TOTALS	1-0		0	0	0.0	0	0	0	0	0	0.0	0	0	0-1	

13 T.Y. HILTON

WIDE RECEIVER



2013 GAME-BY-GAME POSTSEASON STATISTICS (COLTS)

DATE	OPPONENT	P/S	RET	KICKOFF RETURNS			NO	FC	PUNT RETURNS		LG	TD	W/L	SCORE
				YDS	AVG	LG			YDS	AVG				
01/04	Chiefs	S	0	0	0.0	0	0	0	0.0	0	0	W	45-44	
01/11	at Patriots	S	0	0	0.0	0	0	0	0.0	0	0	L	22-43	
2013 TOTALS	2-2		0	0	0.0	0	0	0	0.0	0	0	0	1-1	

2014 GAME-BY-GAME POSTSEASON STATISTICS (COLTS)

DATE	OPPONENT	P/S	RET	KICKOFF RETURNS			NO	FC	PUNT RETURNS		LG	TD	W/L	SCORE
				YDS	AVG	LG			YDS	AVG				
01/04	Bengals	S	0	0	0.0	0	0	0	0.0	0	0	W	26-10	
01/11	at Broncos	S	0	0	0.0	0	0	0	0.0	0	0	W	24-13	
01/18	at Patriots	S	0	0	0.0	0	1	1	10.0	10	0	L	7-45	
2014 TOTALS	3-3		0	0	0.0	0	1	1	10.0	10	10	0	2-1	

21 NYHEIM HINES

RUNNING BACK

(NYE-heem)



5-9 • 196

NFL EXP: 2 (2nd Year with Colts)

BORN: 11/12/96



NORTH
CAROLINA
STATE



Hines was selected by the Colts in the fourth round (104th overall) of the 2018 NFL Draft.

DOWN THE STRETCH

Pregame rituals: I read the same Bible verses in the same spot.

Favorite musician: Drake and Lil Uzi Vert

Favorite food: Spaghetti

Hobbies: Fortnite. Big Fortnite guy.

Hidden talents: I'm really good at tumbling, like flipping. I was on SportsCenter in 2015 for doing a flip, backflip catch.

Players you tried to model your game after growing up: Brian Westbrook and Warrick Dunn. I loved those guys growing up and then being from Carolina, I loved Steve Smith. He was the guy that showed me a little guy can do it. I ended up meeting him, which is really cool.

If you could have dinner with any three people, who would you invite: Warren Buffett, LeBron James and Bill Gates

Best advice you've been given: My parents told me to remain humble because any day, this can be taken from you. In football, you can be a millionaire one day and one hit away from never playing again.

What motivates you: My mother and grandmother's battles with muscular dystrophy, for sure. I also want to give my future kids and father and sister and mother a better life. They sacrificed so much for me and spent a lot of money. I don't want to fail them and hope I can repay them someday.

Favorite athlete growing up: I've always been a Chris Paul fan. Kind of like the LeBron fans, I've always rooted for wherever he's gone. I guess I always looked up to Steve Smith, too.

N.C. STATE TRACK STAR

In addition to excelling on the football field, Hines was a menace on the track for the Wolfpack. He won two ACC Championships in the outdoor 4x100m relay and received numerous All-ACC honors while competing for the indoor and outdoor track and field teams as a freshman and sophomore. His twin sister, Nyah, ran indoor and outdoor track with him in college as well.



@THENYNY7

@THENYNY7

21 NYHEIM HINES

RUNNING BACK

(NYE-heem)



GROWING UP WITH A WHOLE LOT OF LOVE

One of Hines' best friends is former Stanford running back Bryce Love. Growing up in North Carolina, Hines and Love competed with each other in track, with their fathers coaching them to premier national success on the Carolina Elite track team. The pair played football against each other only once in high school, as seniors in the 2014 North Carolina 4AA State Semifinals, but Love emerged victorious. In college, the pair talked on a regular basis and Hines would routinely stay up to as late as 2 a.m. to watch Love's Stanford games. "Sometimes we talk about the frustrations, the good, the bad," Hines told *The News & Observer* in 2017. "And sometimes we just talk about life." In a 2017 *ESPN.com* article, Love said, "We go way, way, way, way back. We've run track together since we were little kids. We're like family." Love was selected in the fourth round (112th overall) of the 2019 NFL Draft by the Washington Redskins.



PLAYING FOR A DIFFERENT KIND OF GREEN

A major source of motivation for Hines is his mother, who is currently battling muscular dystrophy. Hines' grandmother passed of the same illness in 2004. "What my mother is going through makes me think about things from a different perspective. I never liked the color green until I found out that the muscular dystrophy ribbon color is green. My mother and my grandmother's battle with muscular dystrophy is definitely something that motivates me on the field." Hines participated in the MCMC program in 2018 to bring money and awareness for MD.



A PASSION FOR BOJANGLES

The bye week is usually a time for all the players to go home, go back to their colleges or even just heal up and get ready for the second half of the season. Hines had a different approach. He decided to work at a Bojangles restaurant in Raleigh, N.C. "My agent had connections with somebody and set it up," he told Andrew Brandt. I took some orders outside the drive thru." He enjoyed the experience but one thing was very clear to him. "The fast food industry is really stressful because you have to please the people," said Hines. He is focused on football now and wouldn't mind owning a Bojangles in the future. "Hopefully I'll keep building a relationship with them and have an opportunity with them later on in life."



#TWINNING

Nyheim was born a few minutes before his twin sister, Nyah, on Nov. 12, 1996. For three days, the pair were known as Zion and Zoe, respectively, before their grandmother stated those names were, "Yuck," leading to their name change. Growing up, Nyah would edge out Nyheim in races and sporting activities and still politely teases Nyheim about it to this day. While being offered more than 40 scholarships to play football, Nyheim wanted to go to college with his sister and the siblings ended up running track together at North Carolina State. They remain extremely close and have been nearly inseparable all their lives.



COLLEGE HIGHLIGHTS

- Played in 38 games (23 starts) in three seasons (2015-17) for North Carolina State.
- Totaled 258 rushing attempts for 1,399 yards (5.4 avg.) and 13 touchdowns, 89 receptions for 933 yards and one touchdown, 88 kick returns for 2,171 yards (24.7 avg.) and two scores and 11 punt returns for 135 yards and one touchdown.
- His 2,171 Kick return yards rank second in school history.
- Finished with the third-most all-purpose yards (4,638) in N.C. State history.
- In 2017, earned First Team All-ACC honors as a running back and was a third-team choice as a specialist.
- Garnered Second Team All-America recognition from the American Football Coaches Association (AFCA) as an all-purpose player.
- Was one of four finalists for the Paul Hornung Award, given to the nation's most versatile player.

NFL HIGHLIGHTS

- He appeared in all 16 games (four starts) in 2018, totaling 85 carries for 314 yards and two touchdowns and 63 receptions for 425 yards and two touchdowns. Scored his first career touchdown in a Week 2 win at Washington. In Week 4, he had a team-high nine receptions for 63 yards and two touchdowns. In Week 8, he set a career-high in rushing yards (78) on 11 carries. In Week 17, he passed Edgerrin James (62) for the third-most receptions by a rookie in franchise history. Appeared in two postseason games and had three carries for 24 yards.



@THENYNY7



@THENYNY7

21 NYHEIM HINES

RUNNING BACK

(NYE-heem)



COLLEGE HIGHLIGHTS CONT...

- Also starred for the N.C. State indoor and outdoor track & field teams, earning First Team All-America honors in the men's 4x100m relay in 2016.
- As a junior in 2017, played in all 13 games (12 starts) at running back for the Wolfpack. Registered 197 carries for 1,112 yards (5.6 avg.) and 12 touchdowns, 26 receptions for 152 yards, 21 kick returns for 469 yards and 11 punt returns for 135 yards and one touchdown.
- Led the ACC with 143.6 all-purpose yards per game.
- Appeared in 12 games (six starts) in 2016 and tallied 13 carries for 44 yards, 43 receptions (career-high) for 525 yards and 32 kick returns for 782 yards and one touchdown.
- Played in all 13 games (five starts) as a freshman in 2015 in a variety of roles – wide receiver, kick returner and running back. Totaled 48 rushing attempts for 243 yards (5.1 avg.) and one touchdown, 20 receptions for 256 yards and one touchdown and 35 kick returns for 920 yards (26.3 avg.) and one touchdown.

PERSONAL

- Attended Garner (N.C.) High School, where he played running back and helped the team to a 13-2 record and the North Carolina 4AA state championship semifinals in 2014.
- Finished his high school career with 6,242 rushing yards, 7,299 total yards and 126 touchdowns – all school records.
- Named to The Associated Press all-state team as a senior.
- Placed second in the 4A state finals in both the 100-meter and 300-meter hurdles.
- Rated as the No. 3 all-purpose back nationally and as the No. 4 player in North Carolina by *Scout.com*.
- His twin sister, Nyah, was a hurdler for the Wolfpack track & field team.
- Studied management at N.C. State.

NYHEIM HINES - NFL REGULAR SEASON STATISTICS

DATE	TEAM	GP	GS	NO.	RUSHING			NO.	RECEIVING				
					YDS.	AVG.	LG		TD	YDS	AVG	LG	TD
2018	Colts	16	4	85	314	3.7	18	2	63	425	6.7	28	2
TOTALS	16	4	85	314	3.7	18	2	63	425	6.7	28	2	

NYHEIM HINES - NFL POSTSEASON STATISTICS

DATE	TEAM	GP	GS	NO.	RUSHING			NO.	RECEIVING			
					YDS.	AVG.	LG		TD	YDS	AVG	LG
2018	Colts	2	1	3	24	8.0	14	0	0	0.0	0	0
TOTALS	2	1	3	24	8.0	14	0	0	0.0	0	0	

SINGLE-GAME HIGHS: RUSHING/RECEIVING

- Rush Attempts** 15 at New England Patriots, Oct 04, 2018
11 at Oakland Raiders, Oct 28, 2018
9 vs. Miami Dolphins, Nov 25, 2018
- Rushing Yards** 78 at Oakland Raiders, Oct 28, 2018
47 vs. Buffalo Bills, Oct 21, 2018
45 at New England Patriots, Oct 04, 2018
- Longest Runs** 18 vs. Buffalo Bills, Oct 21, 2018
15 at Oakland Raiders, Oct 28, 2018
14 at Oakland Raiders, Oct 28, 2018
...2 more at 14.
- Rushing TDs** 1 vs. New York Giants, Dec 23, 2018
...1 more at 1.
- Receptions** 9 at Jacksonville Jaguars, Dec 02, 2018
...1 more at 9.
- Receiving Yards** 63 vs. Houston Texans, Sep 30, 2018
50 at Jacksonville Jaguars, Dec 02, 2018
45 vs. Dallas Cowboys, Dec 16, 2018
...1 more at 45.

- Longest Receptions** 28 vs. New York Giants, Dec 23, 2018
21 at New England Patriots, Oct 04, 2018
20 vs. Tennessee Titans, Nov 18, 2018
- Receiving TDs** 2 vs. Houston Texans, Sep 30, 2018
- All-purpose yards** 90 at New England Patriots, Oct 04, 2018
85 at Oakland Raiders, Oct 28, 2018
73 vs. Houston Texans, Sep 30, 2018
- Special Teams Tackles** 1 at Tennessee Titans, Dec 30, 2018
- Miscellaneous Tackles** 1 at New England Patriots, Oct 04, 2018
...1 more at 1.
- Most TDs** 2 vs. Houston Texans, Sep 30, 2018
1 vs. New York Giants, Dec 23, 2018
...1 more at 1.

21 NYHEIM HINES

RUNNING BACK

(NYE-heem)



SINGLE-GAME HIGHS - POSTSEASON: RUSHING/RECEIVING

Rush Attempts 3 at Kansas City Chiefs, Jan 12, 2019
Rushing Yards 24 at Kansas City Chiefs, Jan 12, 2019

Longest Runs 14 at Kansas City Chiefs, Jan 12, 2019
 9 at Kansas City Chiefs, Jan 12, 2019
 1 at Kansas City Chiefs, Jan 12, 2019

All-purpose yards 24 at Kansas City Chiefs, Jan 12, 2019

2018 GAME-BY-GAME REGULAR SEASON STATISTICS (COLTS)

DATE	OPPONENT	P/S	RUSHING				RECEIVING			TD	W/L	SCORE
			ATT	YDS	LG	TD	NO	YDS	LG			
09/09	Bengals	P	5	19	6	0	7	33	17	0	L	23-34
09/16	at Redskins	P	4	7	8t	1	1	-2	-2	0	W	21-9
09/23	at Eagles	P	5	18	14	0	5	25	12	0	L	16-20
09/30	Texans	S	4	10	7	0	9	63	14t	2	L	34-37+
10/04	at Patriots	S	15	45	9	0	7	45	21	0	L	24-38
10/14	at Jets	P	3	14	8	0	2	21	11	0	L	34-42
10/21	Bills	P	5	47	18	0	1	-5	-5	0	W	37-5
10/28	at Raiders	P	11	78	15	0	2	7	7	0	W	42-28
11/11	Jaguars	S	3	3	2	0	3	19	9	0	W	29-26
11/18	Titans	P	5	14	8	0	1	20	20	0	W	38-10
11/25	Dolphins	P	9	28	9	0	2	22	19	0	W	27-24
12/02	at Jaguars	P	4	5	3	0	9	50	11	0	L	0-6
12/09	at Texans	P	3	1	2	0	3	16	10	0	W	24-21
12/16	Cowboys	S	6	19	8	0	4	45	19	0	W	23-0
12/23	Giants	P	2	2	1t	1	4	41	28	0	W	28-27
12/30	at Titans	P	1	4	4	0	3	25	17	0	W	33-17
2018 TOTALS	16-4		85	314	18	2	63	425	28	2	10-6	

+ - Overtime

2018 GAME-BY-GAME POSTSEASON STATISTICS (COLTS)

DATE	OPPONENT	P/S	RUSHING				RECEIVING			TD	W/L	SCORE
			ATT	YDS	LG	TD	NO	YDS	LG			
01/05	at Texans	S	0	0	0	0	0	0	0	0	W	21-7
01/12	at Chiefs	P	3	24	14	0	0	0	0	0	L	13-31
2018 TOTALS	2-1		3	24	14	0	0	0	0	0	1-1	



@THENYNY7



@THENYNY7

83 KRISHAWN HOGAN

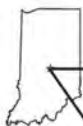
WIDE RECEIVER



6-3 • 217

NFL EXP: 1 (3rd Year with Colts)

BORN: 5/12/95



**INDIANAPOLIS
(WARREN CENTRAL HS)**

MARIAN



Hogan was originally signed to the Colts practice squad on September 4, 2017.

DOWN THE STRETCH

Favorite musician and/or song: Drake

Favorite TV show: "Psych"

If you could have lunch with two people, living or dead, who would they be: Dr. Martin Luther King, Jr. and my grandmother

Favorite food: Mexican food. I love fajitas.

What's the one thing you couldn't live without: My family. My son and my girl.

Pregame ritual: I usually like to lay out my jersey, have it set out in front of me and then let it sit there for a while. I listen to music, walk around the locker room, stretch and then I start putting everything on.

What's on your bucket list: Travel. I don't really like roller coasters and I don't know how I feel about skydiving. But really just seeing different places and landmarks.

What was your "welcome to the NFL" moment: Just seeing some guys who I knew were good coming in, but then seeing them actually make plays in practice. Larry Fitzgerald made a couple catches that made me say, "Wow." Also, because I was in Arizona first, John Brown was just really fast in his routes.

What's your main source for motivation as a player: My son, just providing for him.

Do you try to model your game after any current or former wide receivers: Obviously, I'm a bigger wide receiver, so I try to watch other big receivers and just see how they win. Julio Jones is probably the first name that comes to mind and then Allen Robinson, guys like that.

How old were you when you started playing football and what was your first football team? I was in second grade. I think I was eight years old. I played for the Buccaneers in Warren Township, Ind.

83 KRISHAWN HOGAN

WIDE RECEIVER



THE FIRST MARIAN KNIGHT IN THE NFL

Krishawn has put the Marian University football program on the map by becoming the first Knight to play in an NFL game. Hogan was dominant in his three seasons at Marian, totaling 263 receptions for a school-record 4,935 yards and 42 touchdowns (also a school record) and helping the Knights to a NAIA national championship in 2015. Krishawn also put up huge numbers in the rushing game. Serving as a Wildcat quarterback taking direct snaps, Hogan rushed 63 times for 170 yards and 25 touchdowns. "Coach said one week we're going to do it," Hogan said. "We were just going to put it in to give our first playoff opponent something to think about. Then I think that game I had three rushing touchdowns, and we ended up doing it the rest of the playoffs."



Krishawn has played football at every level here in his hometown of Indianapolis. As a kid, he grew up playing quarterback on the east side of Indianapolis in Warren Township. He played high school football at Warren Central, where he made the transition to wide receiver after a five-inch growth spurt. Hogan

also played three seasons collegiately in Indianapolis at Marian University. In late September of 2017, he got the call to join his hometown team at the professional level. "I would've gone anywhere, but to get that call from the Colts and to come home for more than one reason was awesome."

NFL HIGHLIGHTS

- In 2018, he spent time on the Colts practice squad.
- Played in two games in his rookie season before being placed on Injured Reserve on October 9.
- Became the first player from Marian University to play in an NFL game when he took the field against Seattle on October 1, 2017.

COLLEGE HIGHLIGHTS

- Played in 40 games at Marian and finished with 263 receptions for 4,395 yards (16.7 avg.) and 42 touchdowns. Also threw one touchdown and registered 63 carries for 170 yards and 25 touchdowns.
- Established school records in receiving yards and receiving touchdowns. Ranks second in school history in all-purpose yards (4,565) and scoring (402). His 263 career receptions were the seventh-most in NAIA history.
- As a senior in 2016, caught 80 passes for 1,435 yards and 15 touchdowns en route to earning All-Mid-States Football Association Offensive Player of the Year honors as well as First Team All-MSFA recognition. Also threw one touchdown and compiled 23 carries for 43 yards and 10 touchdowns.
- Appeared in 14 games in 2015 and set career highs with 101 receptions for 1,824 yards and 16 touchdowns. Also tallied 39 carries for 130 yards and 15 touchdowns.

As a senior at Warren Central High School, Hogan saw his first playing time at the varsity level and caught only 20 passes for one touchdown. Five years later Hogan made his NFL debut in Week 4 of the 2017 season. After high school, this unlikely journey next took Hogan to Division II Walsh University, where an assistant coach told Krishawn he could someday become an NFL-caliber receiver. "I was like 6-2, maybe 180 pounds, scrawny," Hogan said. "I wasn't very fast. I think I ran a 4.9 (second 40-yard dash) on Freshman Day. I was like, 'There's no way.'" Krishawn next transferred to Marian University where he put up ridiculous stats for three seasons. The scouts took notice and now the once scrawny high school slot receiver, who graduated without any major college scholarship offers, is a big, physical NFL wide receiver.

COLLEGE HIGHLIGHTS CONT...

- Saw action in 14 games in 2014 and registered 82 receptions for 1,136 yards and 11 touchdowns.
- Began career at Walsh University (North Canton, Ohio) and played in 10 games in 2013.

PERSONAL

- Attended Warren Central High School in Indianapolis.
- Did not appear in a game until senior year of high school and caught 20 passes for one touchdown.
- Participated in the 2017 NFL Combine as well as the Colts 2017 Local Pro Day.
- A native of Indianapolis.

ADDITIONAL TRANSACTIONS

- Signed a reserve/future contract with the Colts on January 14, 2019.
- Signed to the Colts practice squad on October 19, 2018.
- Waived by the Colts on September 1, 2018.
- Promoted to the Indianapolis active roster on September 26, 2017.
- Signed to the Colts practice squad on September 4, 2017.
- Waived by the Arizona Cardinals on September 2, 2017.
- Signed by the Cardinals as an undrafted free agent on May 2, 2017.

83 KRISHAWN HOGAN

WIDE RECEIVER



KRISHAWN HOGAN - NFL REGULAR SEASON STATISTICS

DATE	TEAM	GP	GS	RECEIVING				RUSHING					
				NO.	YDS	AVG	LG	TD	NO.	YDS.	AVG.	LG	TD
2017	Colts	2	0	0	0	0.0	0	0	0	0	0	0	0
2018	Colts	0	0	0	0	0.0	0	0	0	0.0	0	0	0
TOTALS		2	0	0	0	0.0	0	0	0	0.0	0	0	0

KRISHAWN HOGAN - NFL POSTSEASON STATISTICS

DATE	TEAM	GP	GS	RECEIVING				RUSHING					
				NO.	YDS	AVG	LG	TD	NO.	YDS.	AVG.	LG	TD
2018	Colts	0	0	0	0	0.0	0	0	0	0.0	0	0	0
TOTALS		0	0	0	0	0.0	0	0	0	0.0	0	0	0

SINGLE-GAME HIGHS: RUSHING/RECEIVING

Special Teams Tackles

1 at Seattle Seahawks, Oct 01, 2017

2017 GAME-BY-GAME REGULAR SEASON STATISTICS (COLTS)

DATE	OPPONENT	P/S	NO	RECEIVING YDS	LG	TD	ATT	RUSHING YDS	LG	TD	W/L	SCORE
09/10	at Rams										L	9-46
09/17	Cardinals										L	13-16-
09/24	Browns										W	31-28
10/01	at Seahawks	P	0	0	0	0	0	0	0	0	L	18-46
10/08	49ers	P	0	0	0	0	0	0	0	0	W	26-23-
10/16	at Titans										L	22-36
10/22	Jaguars										L	0-27
10/29	at Bengals										L	23-24
11/05	at Texans										W	20-14
11/12	Steelers										L	17-20
11/26	Titans										L	16-20
12/03	at Jaguars										L	10-30
12/10	at Bills										L	7-13-
12/14	Broncos										L	13-25
12/23	at Ravens										L	16-23
12/31	Texans										W	22-13
2017 TOTALS		2-0	0	0	0	0	0	0	0	0	0-4-12	

+ - Overtime

2018 GAME-BY-GAME REGULAR SEASON STATISTICS (COLTS)

DATE	OPPONENT	P/S	NO	RECEIVING YDS	LG	TD	ATT	RUSHING YDS	LG	TD	W/L	SCORE
09/09	Bengals										L	23-34
10/21	Bills										W	37-5
10/28	at Raiders										W	42-28
11/11	Jaguars										W	29-26
11/18	Titans										W	38-10
11/25	Dolphins										W	27-24
12/02	at Jaguars										L	0-6
12/09	at Texans										W	24-21
12/16	Cowboys										W	23-0
12/23	Giants										W	28-27
12/30	at Titans										W	33-17
2018 TOTALS		0-0	0	0	0	0	0	0	0	0	0-9-2	

2018 GAME-BY-GAME POSTSEASON STATISTICS (COLTS)

DATE	OPPONENT	P/S	NO	RECEIVING YDS	LG	TD	ATT	RUSHING YDS	LG	TD	W/L	SCORE
01/05	at Texans										W	21-7
01/12	at Chiefs										L	13-31
2018 TOTALS		0-0	0	0	0	0	0	0	0	0	1-1	

47 GABE HOLMES

TIGHT END



6-5 • 255

NFL EXP: 4 (1st Year with Colts)

BORN: 3/29/91



PURDUE



Holmes was signed by the Colts to a reserve/future contract on January 18, 2019.

FOLLOWING IN DAD'S FOOTSTEPS

Gabe is not the first Holmes family member to make it as a professional athlete. His father, Walter Holmes, participated in the 1984 USA Summer Olympic Track and Field team. He joined Carl Lewis, Calvin Smith, Alonzo Babers and others to represent the United States in Los Angeles.



NFL HIGHLIGHTS

- Has spent time with the Raiders, Seahawks, Ravens Cardinals and Colts appearing in 10 games (four starts).
- In 2018, he played in eight games (four starts) with Arizona but did not record a catch.
- In 2017, he spent time on the Cardinals, Ravens and Seahawks practice squads. Appeared in two games for the Cardinals.
- Spent the 2016 season on Injured Reserve with Oakland.
- In 2015, he spend time on the Raiders practice squad and active roster but did not appear in any games.

COLLEGE HIGHLIGHTS

- Appeared in 49 games during his five-year (2010-14) career at Purdue. He totaled 63 receptions for 552 yards and five touchdowns.
- Played in 12 games in 2014 and made 17 receptions for 178 yards and two touchdowns.
- Appeared in two games in 2013 for the Boilermakers before suffering a season-ending injury. Was named to the preseason watch list for the John Mackey award.
- Competed in 12 games (three starts) in his junior year and caught 25 passes for 158 yards and two touchdowns.
- In his sophomore year, he played in 11 games (four starts) finishing with 11 receptions for 133 yards and one touchdown.
- Played in 12 games (two starts) as a true freshman and made one catch for 14 yards.

47 GABE HOLMES

TIGHT END



PERSONAL

- Attended Saint Thomas Aquinas (Fla.) High School.
- Was a three-star prospect by both *Rivals.com* and *Scout.com*.
- Was named a Second Team All-Broward County selection in his senior year after making 18 catches for 480 yards and three touchdowns despite missing three games due to injury.
- Won back-to-back 5A state championships while at Saint Thomas Aquinas and the team was also named the 2008 national champions by *ESPN.com*.
- Earned three varsity letters in basketball.
- A native of Miramar, Fla.

ADDITIONAL TRANSACTIONS

- Released from the Arizona Cardinals practice squad on January 2, 2019.
- Signed to the Cardinals practice squad on October 31, 2018.
- Released by Arizona on October 30, 2018.
- Signed to the Cardinals active roster from the practice squad on December 16, 2017.
- Signed to the Arizona practice squad on November 30, 2017.
- Released from the Baltimore Ravens on October 24, 2017.
- Signed to the Baltimore practice squad on October 3, 2017.
- Released by the Seattle Seahawks on September 26, 2017.
- Signed to the Seattle practice squad on September 13, 2017.
- Released by the Oakland Raiders on September 2, 2017.
- Signed by the Raiders as an exclusive rights free agent on April 17, 2017.
- Signed by the Raiders as an exclusive rights free agent on April 18, 2016.
- Promoted to the Oakland active roster from the practice squad on November 13, 2015.
- Signed to the Raiders practice squad on September 17, 2015.
- Released by Oakland on September 15, 2015.
- Signed as an undrafted free agent by the Raiders on May 8, 2015.

GABE HOLMES - NFL REGULAR SEASON STATISTICS

DATE TEAM	GP GS	RECEIVING					RUSHING				
		NO.	YDS	AVG	LG	TD	NO.	YDS.	AVG.	LG	TD
2015 Raiders	0 0	0	0	0.0	0	0	0	0	0.0	0	0
2017 Raiders	0 0	0	0	0.0	0	0	0	0	0.0	0	0
Went from Raiders to Cardinals.											
2017 Cardinals	2 0	0	0	0.0	0	0	0	0	0.0	0	0
2017 TOTAL	2 0	0	0	0.0	0	0	0	0	0.0	0	0
TOTALS	2 0	0	0	0.0	0	0	0	0	0.0	0	0

SINGLE-GAME HIGHS: RUSHING/RECEIVING

Miscellaneous Tackles

1 at Minnesota Vikings, Oct 14, 2018



2015 GAME-BY-GAME REGULAR SEASON STATISTICS (RAIDERS)

DATE OPPONENT P/S	RECEIVING			ATT	RUSHING		TD	W/L	SCORE
	NO	YDS	LG		YDS	LG			
09/13 Bengals								L	13-33
09/20 Ravens								W	37-33
09/27 at Browns								W	27-20
10/04 at Bears								L	20-22
10/11 Broncos								L	10-16
10/25 at Chargers								W	37-29
11/08 at Steelers								L	35-38
11/15 Vikings								L	14-30
11/22 at Lions								L	13-18
11/29 at Titans								W	24-21
12/06 Chiefs								L	20-34
12/13 at Broncos								W	15-12
12/20 Packers								L	20-30
12/24 Chargers								W	23-20-
01/03 at Chiefs								L	17-23
2015 TOTALS	0-0	0	0	0	0	0	0	0	6-9

+ - Overtime

2017 GAME-BY-GAME REGULAR SEASON STATISTICS (RAIDERS/CARDINALS)

DATE OPPONENT P/S	RECEIVING			ATT	RUSHING		TD	W/L	SCORE
	NO	YDS	LG		YDS	LG			
09/10 at Titans								W	26-16
09/17 Jets								W	45-20
09/24 at Redskins								L	10-27
10/01 at Broncos								L	10-16
10/08 Ravens								L	17-30
10/15 Chargers								L	16-17
10/19 Chiefs								W	31-30
10/29 at Bills								L	14-34
11/05 at Dolphins								W	27-24
11/19 Patriots								L	8-33
11/26 Broncos								W	21-14
12/03 Giants								W	24-17
12/10 at Chiefs								L	15-26
12/17 at Redskins P	0	0	0	0	0	0	0	L	15-20
12/25 at Eagles								L	10-19
12/31 at Chargers								L	10-30
2017 TOTALS	1-0	0	0	0	0	0	0	0	6-10

Went from **Raiders** to **Cardinals**.

Went from **Cardinals** to **Raiders**.



2018 GAME-BY-GAME REGULAR SEASON STATISTICS (RAIDERS/CARDINALS)

DATE	OPPONENT	P/S	RECEIVING			ATT	RUSHING		TD	W/L	SCORE
			NO	YDS	LG		YDS	LG			
09/10	Rams									L	13-33
09/16	at Rams	S	0	0	0	0	0	0	0	L	0-34
09/23	at Dolphins									L	20-28
09/30	Browns									W	45-42+
10/07	at 49ers	S	0	0	0	0	0	0	0	W	28-18
10/14	Seahawks									L	3-27
10/18	Broncos	P	0	0	0	0	0	0	0	L	10-45
10/28	Colts									L	28-42
11/01	at 49ers									L	3-34
11/11	Chargers									L	6-20
11/18	at Cardinals									W	23-21
11/25	at Ravens									L	17-34
12/02	Chiefs									L	33-40
12/09	Steelers									W	24-21
12/16	at Bengals									L	16-30
12/24	Broncos									W	27-14
12/30	at Chiefs									L	3-35
2018 TOTALS		3-2	0	0	0	0	0	0	0	0	5-12

+ - Overtime

29 MALIK HOOKER

SAFETY

(MA-leeek)



6-1 • 214

NFL EXP: 3 (3rd Year with Colts)

BORN: 4/2/96



OHIO STATE



Hooker was selected by the Colts in the first round (15th overall) of the 2017 NFL Draft.

DOWN THE STRETCH

Favorite team and/or athlete outside of football: LeBron James

Favorite musician and/or song: Future

Hobbies outside of football: Paintball

What is something interesting about you that most people may not know: I like poetry.

Favorite food: Steak and chicken alfredo

Favorite movie: "Antwone Fisher"

Favorite TV show: "Martin" or "The Real Husbands of Hollywood"

What's the one thing you couldn't live without: Family

What is your go to karaoke song: NBA YoungBoy - "Through the Storm"

Do you have any pets: I have a Jack Russell named Diamond.

What is your pregame ritual: I go to the end zone and say a prayer.

What's on your bucket list: I want to go to Dubai. I always see people going there and I have never been out of the country.

Who is your inspiration: My mom

Did you have a "welcome to the NFL" moment: The day right after I got drafted, I thought I was going to have a few days to celebrate with my family and cherish the moment, but two days after I came here to get my iPad my coaches were calling me asking me questions about the plays. So I was like, "Dang, this is the real deal."

What is your pet peeve: I hate repeating myself. Say I tell somebody something one time and then they ask about it a few days later. It bothers me.



@MALIKHOOKER24



@MALIKHOOKER24



A POET AT HEART

Hooker grew up seeing his mom write poetry and finally decided to get into it himself. "I've been doing it since my freshman year of college." Although he shows it to friends and family, he says he isn't on his mom's level yet. "I share my poetry too, but I mostly share hers because hers is good."

HOOKED ON FOOTBALL

Hooker almost never played football in high school. He was a basketball standout and even made a SportsCenter Top 10 play in high school. His Uncle John kept pushing him to play football and he finally obliged his junior year. It didn't take long to be noticed, "I think it started out with me getting offers from ACC schools like Pitt and West Virginia. And this is all in a week's span. I had like 20 offers. Then when Ohio State offered me, all the Big-10 schools started offering me and it just went from there." He said he stopped caring about basketball once the offers came in and was ready to move on. "I still loved basketball, but I talked to my mom and I was just thinking more so for the future."

NFL HIGHLIGHTS

- In two seasons with the Colts, appeared in 21 games (20 starts) at safety and has 65 tackles (45 solo), five interceptions, eight passes defended and one fumble recovery.
- In 14 starts in 2018, he contributed with 44 tackles (30 solo), two interceptions, four passes defended and one fumble recovery. In Week 16, he had six tackles (four solo), one pass defended and a game-clinching interception with 31 seconds remaining in the game. Started one postseason game and had two tackles (one solo).
- In his rookie season with the Colts in 2017, started in six-of-seven games at safety and totaled 21 tackles (15 solo), three interceptions and four passes defended. He was placed on Injured Reserve with a knee injury on October 24.
- Intercepted one pass in three consecutive games from Weeks 2-4 of the 2017 season and became the first Colts rookie to intercept at least one pass in three straight games since 1984 when Eugene Daniel accomplished the feat from Weeks 13-15.

COLLEGE HIGHLIGHTS

- Played in 26 games (13 starts) at Ohio State at safety where he helped lead the Buckeyes to a 2015 Fiesta Bowl win and a 2016 appearance in the College Football Playoff.
- Finished his career with 84 tackles (49 solo), 5.5 tackles for loss, half a sack, seven interceptions (three returned for touchdowns) and 11 passes defended.
- Led the nation with three interceptions returned for touchdowns in 2016, ranked second nationally with 181 interception return yards and finished third in the nation in total interceptions with seven.

PICK STREAK

In his rookie season, Hooker posted one interception in three consecutive games (Weeks 2-4). He became the second Colts rookie to record an interception in three straight games and the first since 1984 when Eugene Daniel accomplished the feat from Weeks 13-15.

Consecutive Games with an Interception by a Colts Rookie

Player	Year/Weeks	Interceptions
Malik Hooker	2017/2-4	3
Eugene Daniel	1984/13-15	3



Malik Hooker



Eugene Daniel

COLLEGE HIGHLIGHTS CONT...

- Was named a unanimous First Team All-America choice in 2016 and a Thorpe Award semifinalist, an award given annually to the nation's top defensive back.
- Started all 13 games in 2016 en route to being named a semifinalist for the Thorpe Award, which is given annually to the nation's top defensive back.
- Totaled 74 tackles (43 solo), 5.5 tackles for loss, half a sack, seven interceptions (three returned for touchdowns) and 11 passes defended in 2016.
- Saw action in all 13 games, including the Fiesta Bowl in 2015.
- Redshirted as a true freshman in 2014.

PERSONAL

- Attended New Castle (Pa.) High School and played two seasons of football, beginning in 2012, and started both seasons at wide receiver and cornerback.
- Pushed his 7-3 team to the state playoffs in 2013 and was named to the Pennsylvania Football Writers Class AAA All-State team.
- Was considered to be a Division I basketball recruit. Won back-to-back league championships his sophomore and junior years, leading his team to a 52-2 record.
- Led his team to the Pennsylvania AAAA State Championship in 2014.
- Considered a four-star recruit by ESPN and the 50th best athlete of his class.





(MA-leek)

MALIK HOOKER - NFL REGULAR SEASON STATISTICS

DATE	TEAM	GP	GS	TACKLES						INTERCEPTIONS					FUMBLES					ST				MISC			
				TK	S	A	TFL	YDS	SK	YDS	QBH	NO	YDS	LG	TD	PD	FF	FR	YDS	TK	S	A	FF	FR	S	A	
2017	Colts	7	6	21	15	6	0	0	0.0	0.0	0	3	73	32	0	4	0	0	0	1	1	0	0	0	0	0	0
2018	Colts	14	14	44	30	14	0	0	0.0	0.0	0	2	34	27	0	4	0	1	0	0	0	0	0	0	0	0	
TOTALS		21	20	65	45	20	0	0	0.0	0.0	0	5	107	32	0	8	0	1	0	1	1	0	0	0	0	0	

MALIK HOOKER - NFL POSTSEASON STATISTICS

DATE	TEAM	GP	GS	TACKLES						INTERCEPTIONS					FUMBLES					ST				MISC		
				TK	S	A	TFL	YDS	SK	YDS	QBH	NO	YDS	LG	TD	PD	FF	FR	YDS	TK	S	A	FF	FR	S	A
2018	Colts	1	1	2	1	1	0	0	0.0	0.0	0	0	0	0	0	0	0	0	0	0	0	0	0	0	0	0
TOTALS		1	1	2	1	1	0	0	0.0	0.0	0	0	0	0	0	0	0	0	0	0	0	0	0	0	0	

SINGLE-GAME HIGHS: DEFENSIVE

Total Tackles 12 at New England Patriots, Oct 04, 2018
6 vs. New York Giants, Dec 23, 2018
...1 more at 6.

Interceptions 1 vs. New York Giants, Dec 23, 2018
...4 more at 1.

Passes Defensed 1 at Tennessee Titans, Dec 30, 2018
...7 more at 1.

Interception Return Yards 32 vs. Arizona Cardinals, Sep 17, 2017
29 at Seattle Seahawks, Oct 01, 2017
27 at New York Jets, Oct 14, 2018

Fumble Recoveries 1 vs. Jacksonville Jaguars, Nov 11, 2018

Special Teams Tackles 1 at Los Angeles Rams, Sep 10, 2017

SINGLE-GAME HIGHS - POSTSEASON: DEFENSIVE

Total Tackles 2 at Houston Texans, Jan 05, 2019

Special Teams Forced Fumbles 1 at Kansas City Chiefs, Jan 12, 2019

Special Teams Tackles 1 at Kansas City Chiefs, Jan 12, 2019

2017 GAME-BY-GAME REGULAR SEASON STATISTICS (COLTS)

DATE	OPPONENT	P	TACKLES						INTERCEPTIONS					FUMBLES					ST				MISC		SCORE		
			TK	S	A	SK	YDS	TFL	YDS	QBH	NO	YDS	LG	TD	PD	FF	FR	YDS	TK	S	A	FF	FR	S		A	W/L
09/10	at Rams	P	3	2	1	0.0	0.0	0	0	0	0	0	0	0	0	0	0	0	1	1	0	0	0	0	0	L	9-46
09/17	Cardinals	S	2	1	1	0.0	0.0	0	0	0	1	32	32	0	1	0	0	0	0	0	0	0	0	0	0	L	13-16+
09/24	Browns	S	3	2	1	0.0	0.0	0	0	0	1	12	12	0	1	0	0	0	0	0	0	0	0	0	W	31-28	
10/01	at Seahawks	S	3	1	2	0.0	0.0	0	0	0	1	29	29	0	1	0	0	0	0	0	0	0	0	0	L	18-46	
10/08	49ers	S	5	4	1	0.0	0.0	0	0	0	0	0	0	0	0	0	0	0	0	0	0	0	0	0	W	26-23+	
10/16	at Titans	S	3	3	0	0.0	0.0	0	0	0	0	0	0	0	1	0	0	0	0	0	0	0	0	0	L	22-36	
10/22	Jaguars	S	2	2	0	0.0	0.0	0	0	0	0	0	0	0	0	0	0	0	0	0	0	0	0	0	L	0-27	
11/05	at Texans																								W	20-14	
11/12	Steelers																								L	17-20	
11/26	Titans																								L	16-20	
12/03	at Jaguars																								L	10-30	
12/10	at Bills																								L	7-13+	
12/14	Broncos																								L	13-25	
12/23	at Ravens																								L	16-23	
12/31	Texans																								W	22-13	
2017 TOTALS			7-6	21	15	6	0.0	0.0	0	0	0	3	73	32	0	4	0	0	0	1	1	0	0	0	0	0	4-11

+ - Overtime



@MALIKHOOKER24



@MALIKHOOKER24



(MA-leek)

2018 GAME-BY-GAME REGULAR SEASON STATISTICS (COLTS)

DATE OPPONENT		TACKLES							INTERCEPTIONS					FUMBLES			ST					MISC			SCORE		
		TK	S	A	SK	YDS	TFL	YDS	QBH	NO	YDS	LG	TD	PD	FF	FR	YDS	TK	S	A	FF	FR	S	A		W/L	
09/09	Bengals	S	4	4	0	0.0	0.0	0	0	0	0	0	0	0	0	0	0	0	0	0	0	0	0	0	0	L	23-34
09/16	at Redskins	S	1	1	0	0.0	0.0	0	0	0	0	0	0	0	0	0	0	0	0	0	0	0	0	0	0	W	21-9
09/23	at Eagles	S	6	6	0	0.0	0.0	0	0	0	0	0	0	1	0	0	0	0	0	0	0	0	0	0	0	L	16-20
09/30	Texans	S	2	2	0	0.0	0.0	0	0	0	0	0	0	0	0	0	0	0	0	0	0	0	0	0	0	L	34-37+
10/04	at Patriots	S	12	4	8	0.0	0.0	0	0	0	0	0	0	0	0	0	0	0	0	0	0	0	0	0	0	L	24-38
10/14	at Jets	S	1	1	0	0.0	0.0	0	0	0	1	27	27	0	1	0	0	0	0	0	0	0	0	0	0	L	34-42
10/21	Bills	S	1	0	1	0.0	0.0	0	0	0	0	0	0	0	0	0	0	0	0	0	0	0	0	0	0	W	37-5
10/28	at Raiders																									W	42-28
11/11	Jaguars	S	4	4	0	0.0	0.0	0	0	0	0	0	0	0	0	1	0	0	0	0	0	0	0	0	0	W	29-26
11/18	Titans																									W	38-10
11/25	Dolphins	S	2	1	1	0.0	0.0	0	0	0	0	0	0	0	0	0	0	0	0	0	0	0	0	0	0	W	27-24
12/02	at Jaguars	S	0	0	0	0.0	0.0	0	0	0	0	0	0	0	0	0	0	0	0	0	0	0	0	0	0	L	0-6
12/09	at Texans	S	1	1	0	0.0	0.0	0	0	0	0	0	0	0	0	0	0	0	0	0	0	0	0	0	0	W	24-21
12/16	Cowboys	S	1	0	1	0.0	0.0	0	0	0	0	0	0	0	0	0	0	0	0	0	0	0	0	0	0	W	23-0
12/23	Giants	S	6	4	2	0.0	0.0	0	0	0	1	7	7	0	1	0	0	0	0	0	0	0	0	0	0	W	28-27
12/30	at Titans	S	3	2	1	0.0	0.0	0	0	0	0	0	0	1	0	0	0	0	0	0	0	0	0	0	0	W	33-17
2018 TOTALS	14-14		44	30	14	0.0	0.0	0	0	0	2	34	27	0	4	0	1	0	0	0	0	0	0	0	0	10-6	

+ - Overtime

2018 GAME-BY-GAME POSTSEASON STATISTICS (COLTS)

DATE OPPONENT		TACKLES							INTERCEPTIONS					FUMBLES			ST					MISC			SCORE		
		TK	S	A	SK	YDS	TFL	YDS	QBH	NO	YDS	LG	TD	PD	FF	FR	YDS	TK	S	A	FF	FR	S	A		W/L	
01/05	at Texans	S	2	1	1	0.0	0.0	0	0	0	0	0	0	0	0	0	0	0	0	0	0	0	0	0	0	W	21-7
01/12	at Chiefs																									L	13-31
2018 TOTALS	1-1		2	1	1	0.0	0.0	0	0	0	0	0	0	0	0	0	0	0	0	0	0	0	0	0	0	1-1	



99 JUSTIN HOUSTON

DEFENSIVE END



6-3 • 270

NFL EXP: 9 (1st Year with Colts)

BORN: 1/12/89



GEORGIA



Houston was signed by the Colts as a free agent on March 21, 2019.

DOWN THE STRETCH

What is on your bucket list: I am a big family guy so I would like to spend more time with them and travel with them.

Do you have any pets: My wife has a dog named Jiggy.

Pregame ritual: I don't have one now. In high school I used to wear the same pair of boxers every game.

Nicknames: I got the nickname Big Tune in high school from a close friend. It was from a rap song.

Favorite artist: I don't have one in particular. I like a lot of different music depending on my vibe. My son's favorite is Drake and I like him too.

Favorite food: I love some good soul food.

Favorite vacation spot: As of right now, I would say Montego Bay.

Best advice you've ever gotten: I carry this with my faith and everything, my coach in college was talking to me about perfection and he said, 'You will never be perfect, but you can always strive for perfection and the more you strive for perfection, the better off you will be in life.'

Who is your mentor: My trainer, Curtis Winters. I've known him since my first year in college. He is there any time I need him on or off the field. My pastor is a mentor too.

Hidden talents: I love playing video games, but I would say my hidden talent is basketball. People look at my size and don't realize that I play guard. They look at me like I am a post player.

What is your pregame ritual: I go to the end zone and say a prayer.

Did you have a "Welcome to the NFL" moment: My first game as a rookie I was on kickoff return. I was running back to block a defensive end and as soon as I turned around – first play of the game – bang, he hit me and I flew. I landed dead on the back of my neck.



FAITH BEFORE FAME

Houston continues to give back to his community in Statesboro, Ga. He holds a camp there to show kids that anything is possible. "It is about giving back to the kids," Houston said. "I want to tell the kids to keep their hope and faith alive. When you're chasing after your dreams you need to keep faith because there are going to be some ups and downs." His event this past summer included a youth football camp, a cheer and dance clinic and a 3-on-3 basketball tournament. He believes it is a good way to show that anything is possible, but you just have to have a good perspective on life. "You always have to stay positive."

NFL HIGHLIGHTS

- In eight seasons with the Chiefs, played in 102 games (96 starts) and totaled 377 tackles (316 solo), 96.0 tackles for loss, 78.5 sacks, four interceptions, 32 passes defended, 14 forced fumbles and eight fumble recoveries.
- In 2018, he started 12 games and accumulated 37 tackles (28 solo), 8.0 tackles for loss, 9.0 sacks, one interception, one pass defended, five forced fumbles and three fumble recoveries. Started two postseason contests and had four solo tackles, 2.0 tackles for loss, 2.0 sacks, one pass defended and one fumble recovery. His five forced fumbles ranked second on the team and fifth in the NFL. In a Week 3 win against San Francisco totaled four solo tackles, 2.0 tackles for loss, 2.0 sacks and two forced fumbles. In a Week 17 win against Oakland, he had five tackles (three solo), 1.5 sacks, one forced fumble and one fumble recovery.
- In 2017, he started 15 games and totaled 59 tackles (46 solo), a team-high 16.0 tackles for loss, a team-high 9.5 sacks, five passes defended and one fumble recovery. Started one postseason game and had two solo tackles, 1.0 tackle for loss, 1.0 sack and one pass defended. In a Week 8 win against Denver, finished with six tackles (five solo), 2.0 tackles for loss and 2.0 sacks.
- In 2016, he was placed on the PUP list at the beginning of the season before coming back in Week 11 and starting five games. Totaled 21 tackles (20 solo), 6.0 tackles for loss, 4.0 sacks, one pass defended and one forced fumble. Started one postseason contest and had six tackles (five solo). In a Week 12 win at Denver finished with 10 solo tackles, 4.0 tackles for loss, 3.0 sacks and one forced fumble.
- Started all 16 games in 2015 and accumulated 69 tackles (60 solo), a career-high 23.0 tackles for loss, a league-leading 22.0 sacks, five passes defended and four forced fumbles. Won the 2014 Deacon Jones Award, given annually to the NFL leader in sacks. His 22.0 sacks set a franchise record for a single season and are tied for second in NFL history, only trailing Michael Strahan in 2001 (22.5). Totaled six multiple-sack games including a 4.0-sack performance in the season finale against San Diego. Earned First Team Associated Press All-Pro and PFWA All-NFL honors. He was named to the Pro Bowl.

A RECORD-BREAKING SEASON

Houston has had a successful career, but has had no more successful season than in 2014. He broke the Chiefs single-season sacks record by Derrick Thomas and ended up coming up just a half a sack shy of tying Michael Strahan's NFL record of 22.5 sacks.



NFL HIGHLIGHTS CONT...

- In 2014, he started 11 games and totaled 44 tackles (41 solo), 11.0 tackles for loss, 11.0 sacks, four passes defended, one forced fumble and two fumble recoveries. Started one postseason game and had four tackles (three solo), 1.0 tackle for loss, 1.0 sack, one pass defended and one fumble recovery. Earned AFC Defensive Player of the Week following Week 1 and Week 3, eventually being named AFC Defensive Player of the Month for September after compiling 19 tackles, 7.5 sacks, two fumble recoveries and one forced fumble. He became the first Chiefs linebacker to win the award since Pro Football Hall of Fame linebacker Derrick Thomas in 1997. Had a single-game career-high 4.5 sacks at Philadelphia. Also was named to the Pro Bowl.
- Started all 16 games in 2012 and had 66 tackles (53 solo), 13.0 tackles for loss, 10.0 sacks, one interception, six passes defended, one forced fumble and one fumble recovery. Was selected to his first Pro Bowl.
- As a rookie, he appeared in 16 games (10 starts) and accumulated 51 tackles (43 solo), 10.0 tackles for loss, 5.5 sacks, four passes defended, one forced fumble and one fumble recovery. Was named the club's Mack Lee Hill Award winner, an honor given to Kansas City's top rookie or first-year player.

COLLEGE HIGHLIGHTS

- Played in 36 games (24 starts) at Georgia and totaled 125 tackles (70 solo), 38.0 tackles for loss, 20.0 sacks, five passes defended, one interception, two forced fumbles and two fumble recoveries.
- Moved to linebacker as a junior and was named the team's most valuable player, earned First Team All-SEC and First Team All-America honors by the Football Writers Association of America after he started 13 games and finished third on the team in tackles with 67 (38 solo), while also ranking second in the SEC in sacks (10.0) and tackles for loss (18.5). He also added two passes defended and one interception. He was a finalist for the Bronko Nagurski Trophy, given to the best defensive player in the nation.
- In 2009, he was an All-SEC second-team selection after starting 10 games and recording 39 tackles (22 solo) and a conference-leading 15.0 tackles for loss. Also had one pass defended and one forced fumble.



99 JUSTIN HOUSTON

DEFENSIVE END



COLLEGE HIGHLIGHTS CONT...

- As a redshirt freshman, appeared in 13 games (one start) and accumulated 19 tackles (10 solo), 4.5 tackles for loss, 2.5 sacks and two passes defended.
- Redshirted the 2007 season as a true freshman.

PERSONAL

- Attended Statesboro (Ga.) High School and was named an *Atlanta Journal-Constitution* class AAAA All-State honorable mention selection.
- Was named the best prospect in the Georgia Top 50 selection.
- Earned all-region honors as a junior and senior.
- As a junior, he led the football team to a 4A state championship.
- Also lettered in basketball.
- Majored in housing at Georgia.
- A native of Statesboro, Ga.

ADDITIONAL TRANSACTIONS

- Selected by the Kansas City Chiefs in the third round (70th overall) of the 2011 NFL Draft.

JUSTIN HOUSTON - NFL REGULAR SEASON STATISTICS

DATE	TEAM	GP	GS	TK	S	A	TACKLES			QBH	NO	INTERCEPTIONS			FUMBLES			ST			MISC							
							TFL	YDS	SK			YDS	LG	TD	PD	FF	FR	YDS	TK	S	A	FF	FR	S	A			
2011	Chiefs	16	10	51	43	8	10	0	5.5	27.5	9	0	0	0	0	4	1	1	0	5	3	2	0	0	0	0		
2012	Chiefs	16	16	66	53	13	13	10	10.0	69.0	18	1	32	32	0	6	1	1	4	0	0	0	0	0	0	0	0	
2013	Chiefs	11	11	44	41	3	11	63	11.0	75.0	15	0	0	0	0	4	1	2	0	0	0	0	0	0	0	0	0	
2014	Chiefs	16	16	69	60	9	23	112	22.0	99.0	25	0	0	0	0	5	4	0	0	0	0	0	0	0	0	0	0	0
2015	Chiefs	11	11	30	25	5	9	50	7.5	54.0	13	2	16	17	1	6	1	0	0	0	0	0	0	0	0	0	0	0
2016	Chiefs	5	5	21	20	1	6	21	4.0	17.0	6	0	0	0	0	1	1	0	0	0	0	0	0	0	0	0	0	0
2017	Chiefs	15	15	59	46	13	16	74	9.5	54.0	20	0	0	0	0	5	0	1	13	0	0	0	0	0	0	0	0	0
2018	Chiefs	12	12	37	28	9	8	15	9.0	56.5	12	1	4	4	0	1	5	3	0	0	0	0	0	0	0	0	0	0
TOTALS		102	96	377	316	61	96	345	78.5	452.0	118	4	52	32	1	32	14	8	17	5	3	2	0	0	0	0	0	0

JUSTIN HOUSTON - NFL POSTSEASON STATISTICS

DATE	TEAM	GP	GS	TK	S	A	TACKLES			QBH	NO	INTERCEPTIONS			FUMBLES			ST			MISC							
							TFL	YDS	SK			YDS	LG	TD	PD	FF	FR	YDS	TK	S	A	FF	FR	S	A			
2013	Chiefs	1	1	4	3	1	1	7	1.0	7.0	3	0	0	0	0	1	0	1	7	0	0	0	0	0	0	0	0	0
2015	Chiefs	2	1	3	2	1	0	0	0.0	0.0	1	0	0	0	0	0	0	0	0	0	0	0	0	0	0	0	0	0
2016	Chiefs	1	1	6	5	1	0	0	0.0	0.0	0	0	0	0	0	0	0	0	0	0	0	0	0	0	0	0	0	0
2017	Chiefs	1	1	2	2	0	1	1	1.0	1.0	2	0	0	0	0	1	0	0	0	0	0	0	0	0	0	0	0	0
2018	Chiefs	2	2	4	4	0	2	15	2.0	15.0	2	0	0	0	0	1	0	1	0	0	0	0	0	0	0	0	0	0
TOTALS		7	6	19	16	3	4	23	4.0	23.0	8	0	0	0	0	3	0	2	7	0	0	0	0	0	0	0	0	0



99

JUSTIN HOUSTON

DEFENSIVE END



SINGLE-GAME HIGHS: DEFENSIVE

Total Tackles	10 at Denver Broncos, Nov 27, 2016 ...1 more at 10.	Tackles For Loss	4 at Denver Broncos, Nov 27, 2016 ...1 more at 4.
Sacks	4.5 at Philadelphia Eagles, Sep 19, 2013 4.0 vs. Los Angeles Chargers, Dec 28, 2014 3.0 at Denver Broncos, Nov 27, 2016 ...4 more at 3.0.	Interceptions	1 vs. Arizona Cardinals, Nov 11, 2018 ...3 more at 1.
Passes Defensed	3 at Philadelphia Eagles, Sep 19, 2013 2 at Los Angeles Chargers, Sep 24, 2017 ...3 more at 2.	Interception Return Yards	32 at Tampa Bay Buccaneers, Oct 14, 2012 17 at Los Angeles Chargers, Nov 22, 2015 4 vs. Arizona Cardinals, Nov 11, 2018
Forced Fumbles	2 vs. San Francisco 49ers, Sep 23, 2018 1 vs. Oakland Raiders, Dec 30, 2018 ...11 more at 1.	Special Teams Tackles	2 vs. Miami Dolphins, Nov 06, 2011 1 vs. Denver Broncos, Nov 13, 2011 ...2 more at 1.
Fumble Recoveries	2 at Philadelphia Eagles, Sep 19, 2013 1 vs. Oakland Raiders, Dec 30, 2018 ...5 more at 1.		

SINGLE-GAME HIGHS - POSTSEASON: DEFENSIVE

Total Tackles	6 vs. Pittsburgh Steelers, Jan 15, 2017 4 at Indianapolis Colts, Jan 04, 2014 3 at Houston Texans, Jan 09, 2016	Fumble Recoveries	1 vs. Indianapolis Colts, Jan 12, 2019 ...1 more at 1.
Sacks	2.0 vs. Indianapolis Colts, Jan 12, 2019 1.0 vs. Tennessee Titans, Jan 06, 2018 ...1 more at 1.0.	Tackles For Loss	2 vs. Indianapolis Colts, Jan 12, 2019 1 vs. Tennessee Titans, Jan 06, 2018 ...1 more at 1.
Passes Defensed	1 vs. Indianapolis Colts, Jan 12, 2019 ...2 more at 1.		

2011 GAME-BY-GAME REGULAR SEASON STATISTICS (CHIEFS)

DATE	OPPONENT	TACKLES								INTERCEPTIONS					FUMBLES			ST				MISC			SCORE	
		TK	S	A	SK	YDS	TFL	YDS	QBH	NO	YDS	LG	TD	PD	FF	FR	YDS	TK	S	A	FF	FR	S	A		W/L
09/11	Bills	S	2	2	0	0.0	0.0	0	0	0	0	0	0	0	0	0	0	0	0	0	0	0	0	0	L	7-41
09/18	at Lions	S	1	1	0	0.0	0.0	1	0	0	0	0	0	0	0	0	0	0	0	0	0	0	0	0	L	3-48
09/25	at Chargers	P	4	3	1	0.0	0.0	0	0	0	0	0	0	1	0	0	0	0	0	0	0	0	0	0	L	17-20
10/02	Vikings	S	4	4	0	0.0	0.0	2	0	0	0	0	0	0	0	0	0	0	0	0	0	0	0	0	W	22-17
10/09	at Colts	P	1	0	1	0.0	0.0	0	0	1	0	0	0	0	0	0	0	0	0	0	0	0	0	0	W	28-24
10/23	at Raiders	P	3	1	2	0.0	0.0	0	0	0	0	0	0	0	0	0	0	1	0	1	0	0	0	0	W	28-0
10/31	Chargers	P	2	2	0	0.0	0.0	0	0	0	0	0	0	0	0	0	0	1	1	0	0	0	0	0	W	23-20+
11/06	Dolphins	P	0	0	0	0.0	0.0	0	0	0	0	0	0	0	0	0	0	2	1	1	0	0	0	0	L	3-31
11/13	Broncos	P	4	4	0	0.0	0.0	0	0	0	0	0	0	0	0	0	0	1	1	0	0	0	0	0	L	10-17
11/21	at Patriots	S	2	2	0	0.0	0.0	0	0	1	0	0	0	0	0	0	0	0	0	0	0	0	0	0	L	3-34
11/27	Steelers	S	4	4	0	0.0	0.0	1	0	0	0	0	0	1	0	0	0	0	0	0	0	0	0	0	L	9-13
12/04	at Bears	S	7	7	0	3.0	15.0	3	0	2	0	0	0	0	1	1	0	0	0	0	0	0	0	0	W	10-3
12/11	at Jets	S	4	2	2	1.0	7.0	1	0	1	0	0	0	0	0	0	0	0	0	0	0	0	0	0	L	10-37
12/18	Packers	S	4	3	1	0.0	0.0	0	0	1	0	0	0	0	0	0	0	0	0	0	0	0	0	0	W	19-14
12/24	Raiders	S	2	2	0	0.0	0.0	0	0	0	0	0	0	0	1	0	0	0	0	0	0	0	0	0	L	13-16+
01/01	at Broncos	S	7	6	1	1.5	5.5	2	0	3	0	0	0	0	0	1	0	0	0	0	0	0	0	0	W	7-3
2011 TOTALS	16-10		51	43	8	5.5	27.5	10	0	9	0	0	0	0	4	1	1	0	5	3	2	0	0	0	0	7-9

+ - Overtime



@JHOUSTON50

99

JUSTIN HOUSTON

DEFENSIVE END



2012 GAME-BY-GAME REGULAR SEASON STATISTICS (CHIEFS)

DATE	OPPONENT	S	TACKLES							INTERCEPTIONS				FUMBLES			ST			MISC			SCORE			
			TK	S	A	SK	YDS	TFL	YDS	QBH	NO	YDS	LG	TD	PD	FF	FR	YDS	TK	S	A	FF		FR	S	A
09/09	Falcons	S	2	1	1	1.0	7.0	1	0	2	0	0	0	0	0	0	0	0	0	0	0	0	0	0	L	24-40
09/16	at Bills	S	5	4	1	0.0	0.0	1	0	1	0	0	0	0	0	0	0	0	0	0	0	0	0	L	17-35	
09/23	at Saints	S	4	3	1	3.0	25.0	3	0	4	0	0	0	0	2	0	0	0	0	0	0	0	0	W	27-24+	
09/30	Chargers	S	3	3	0	0.0	0.0	0	0	0	0	0	0	0	0	0	0	0	0	0	0	0	0	L	20-37	
10/07	Ravens	S	4	4	0	2.0	13.0	2	0	2	0	0	0	0	0	0	0	0	0	0	0	0	0	L	6-9	
10/14	at Buccaneers	S	3	2	1	0.0	0.0	0	0	0	1	32	32	0	1	0	0	0	0	0	0	0	0	L	10-38	
10/28	Raiders	S	3	2	1	0.0	0.0	1	0	1	0	0	0	0	0	0	0	0	0	0	0	0	0	L	16-26	
11/01	at Chargers	S	9	6	3	0.0	0.0	0	0	0	0	0	0	0	0	0	0	0	0	0	0	0	0	L	13-31	
11/12	at Steelers	S	7	5	2	1.0	3.0	1	0	2	0	0	0	0	1	0	0	0	0	0	0	0	0	L	13-16+	
11/18	Bengals	S	2	2	0	0.0	0.0	0	0	0	0	0	0	0	1	0	0	0	0	0	0	0	0	L	6-28	
11/25	Broncos	S	4	4	0	2.0	12.0	2	0	3	0	0	0	0	0	0	0	0	0	0	0	0	0	L	9-17	
12/02	Panthers	S	3	3	0	1.0	9.0	2	10	1	0	0	0	0	0	0	0	0	0	0	0	0	0	W	27-21	
12/09	at Browns	S	2	1	1	0.0	0.0	0	0	1	0	0	0	0	0	0	0	0	0	0	0	0	0	L	7-30	
12/16	at Raiders	S	5	4	1	0.0	0.0	0	0	0	0	0	0	1	0	1	4	0	0	0	0	0	0	L	0-15	
12/23	Colts	S	1	1	0	0.0	0.0	0	0	1	0	0	0	0	1	0	0	0	0	0	0	0	0	L	13-20	
12/30	at Broncos	S	9	8	1	0.0	0.0	0	0	0	0	0	0	0	0	0	0	0	0	0	0	0	0	L	3-38	
2012 TOTALS	16-16	66	53	13	10.0	69.0	13	10	18	1	32	32	0	6	1	1	4	0	0	0	0	0	0	0	0	2-14

+ - Overtime

2013 GAME-BY-GAME REGULAR SEASON STATISTICS (CHIEFS)

DATE	OPPONENT	S	TACKLES							INTERCEPTIONS				FUMBLES			ST			MISC			SCORE			
			TK	S	A	SK	YDS	TFL	YDS	QBH	NO	YDS	LG	TD	PD	FF	FR	YDS	TK	S	A	FF		FR	S	A
09/08	at Jaguars	S	5	5	0	3.0	27.0	3	27	3	0	0	0	0	0	0	0	0	0	0	0	0	0	W	28-2	
09/15	Cowboys	S	5	5	0	0.0	0.0	0	0	0	0	0	0	0	0	0	0	0	0	0	0	0	0	W	17-16	
09/19	at Eagles	S	7	6	1	4.5	28.0	4	21	5	0	0	0	0	3	1	2	0	0	0	0	0	0	W	26-16	
09/29	Giants	S	2	2	0	0.0	0.0	0	0	0	0	0	0	0	0	0	0	0	0	0	0	0	0	W	31-7	
10/06	at Titans	S	4	4	0	1.0	0.0	1	4	1	0	0	0	0	0	0	0	0	0	0	0	0	0	W	26-17	
10/13	Raiders	S	2	2	0	1.0	0.0	0	0	3	0	0	0	0	0	0	0	0	0	0	0	0	0	W	24-7	
10/20	Texans	S	3	3	0	0.5	10.0	1	0	1	0	0	0	0	0	0	0	0	0	0	0	0	0	W	17-16	
10/27	Broncos	S	1	1	0	1.0	10.0	1	10	2	0	0	0	0	0	0	0	0	0	0	0	0	0	W	23-17	
11/03	at Bills	S	4	3	1	0.0	0.0	1	1	0	0	0	0	0	0	0	0	0	0	0	0	0	0	W	23-13	
11/17	at Broncos	S	10	9	1	0.0	0.0	0	0	0	0	0	0	0	1	0	0	0	0	0	0	0	0	L	17-27	
11/24	Chargers	S	1	1	0	0.0	0.0	0	0	0	0	0	0	0	0	0	0	0	0	0	0	0	0	L	38-41	
12/01	Broncos																							L	28-35	
12/08	at Redskins																							W	45-10	
12/15	at Raiders																							W	56-31	
12/22	Colts																							L	7-23	
12/29	at Chargers																							L	24-27+	
2013 TOTALS	11-11	44	41	3	11.0	75.0	11	63	15	0	0	0	0	4	1	2	0	0	0	0	0	0	0	0	0	11-5

+ - Overtime

2014 GAME-BY-GAME REGULAR SEASON STATISTICS (CHIEFS)

DATE	OPPONENT	S	TACKLES							INTERCEPTIONS				FUMBLES			ST			MISC			SCORE			
			TK	S	A	SK	YDS	TFL	YDS	QBH	NO	YDS	LG	TD	PD	FF	FR	YDS	TK	S	A	FF		FR	S	A
09/07	Titans	S	3	3	0	2.0	3.0	2	3	2	0	0	0	0	0	0	0	0	0	0	0	0	0	0	L	10-26
09/14	at Broncos	S	2	1	1	0.0	0.0	0	0	0	0	0	0	0	0	0	0	0	0	0	0	0	0	0	L	17-24
09/21	at Dolphins	S	3	3	0	1.0	0.0	0	0	2	0	0	0	0	1	0	0	0	0	0	0	0	0	0	W	34-15
09/29	Patriots	S	7	6	1	2.0	9.0	1	6	1	0	0	0	0	0	1	0	0	0	0	0	0	0	W	41-14	
10/05	at 49ers	S	4	4	0	1.0	2.0	2	4	1	0	0	0	0	0	0	0	0	0	0	0	0	0	0	L	17-22
10/19	at Chargers	S	4	3	1	1.0	8.0	2	23	1	0	0	0	0	0	0	0	0	0	0	0	0	0	0	W	23-20
10/26	Rams	S	5	5	0	3.0	17.0	3	17	4	0	0	0	0	0	0	0	0	0	0	0	0	0	W	34-7	
11/02	Jets	S	4	3	1	2.0	10.0	2	10	2	0	0	0	0	0	0	0	0	0	0	0	0	0	W	24-10	
11/09	at Bills	S	5	3	2	0.0	0.0	0	0	0	0	0	0	0	0	0	0	0	0	0	0	0	0	W	17-13	
11/16	Seahawks	S	4	2	2	0.0	0.0	0	0	3	0	0	0	0	1	0	0	0	0	0	0	0	0	W	24-20	
11/20	at Raiders	S	4	4	0	1.0	2.0	2	4	1	0	0	0	0	0	0	0	0	0	0	0	0	0	L	20-24	
11/30	Broncos	S	8	7	1	1.0	5.0	3	8	0	0	0	0	0	2	1	0	0	0	0	0	0	0	L	16-29	
12/07	at Cardinals	S	3	3	0	2.0	14.0	1	8	2	0	0	0	0	0	1	0	0	0	0	0	0	0	L	14-17	
12/14	Raiders	S	3	3	0	1.0	2.0	1	2	2	0	0	0	0	0	0	0	0	0	0	0	0	0	W	31-13	
12/21	at Steelers	S	4	4	0	1.0	6.0	1	6	1	0	0	0	0	0	0	0	0	0	0	0	0	0	L	12-20	
12/28	Chargers	S	6	6	0	4.0	21.0	3	21	3	0	0	0	0	1	1	0	0	0	0	0	0	0	W	19-7	
2014 TOTALS	16-16	69	60	9	22.0	99.0	23	112	25	0	0	0	0	5	4	0	0	0	0	0	0	0	0	0	9-7	



@JHOUSTON50

99

JUSTIN HOUSTON

DEFENSIVE END



2015 GAME-BY-GAME REGULAR SEASON STATISTICS (CHIEFS)

DATE OPPONENT	TACKLES										INTERCEPTIONS				FUMBLES			ST				MISC			SCORE
	TK	S	A	SK	YDS	TFL	YDS	QBH	NO	YDS	LG	TD	PD	FF	FR	YDS	TK	S	A	FF	FR	S	A	W/L	
09/13 at Texans	S	3	3	0	1.0	9.0	0	0	1	0	0	0	0	0	1	0	0	0	0	0	0	0	W	27-20	
09/17 Broncos	S	6	5	1	2.0	14.0	2	14	3	0	0	0	0	1	0	0	0	0	0	0	0	0	L	24-31	
09/28 at Packers	S	4	4	0	0.0	0.0	1	2	1	0	0	0	0	0	0	0	0	0	0	0	0	0	L	28-38	
10/04 at Bengals	S	3	2	0	0.0	0.0	0	0	0	0	0	0	0	0	0	0	0	0	0	0	0	0	L	21-36	
10/11 Bears	S	2	2	0	0.0	0.0	0	0	1	0	0	0	0	0	0	0	0	0	0	0	0	0	L	17-18	
10/18 at Vikings	S	3	3	0	1.0	7.0	3	13	1	0	0	0	0	2	0	0	0	0	0	0	0	0	L	10-16	
10/25 Steelers	S	2	1	1	0.0	0.0	0	0	0	0	0	0	0	1	0	0	0	0	0	0	0	0	W	23-13	
11/01 Lions	S	3	2	1	1.5	11.0	1	8	2	1	-1	-1	0	1	0	0	0	0	0	0	0	0	W	45-10	
11/15 at Broncos	S	3	3	0	2.0	13.0	2	13	4	0	0	0	0	0	0	0	0	0	0	0	0	0	W	29-13	
11/22 at Chargers	S	1	1	0	0.0	0.0	0	0	0	1	17	17	1	1	0	0	0	0	0	0	0	0	W	33-3	
11/29 Bills	S	0	0	0	0.0	0.0	0	0	0	0	0	0	0	0	0	0	0	0	0	0	0	0	W	30-22	
12/06 at Raiders										INACTIVE													W	34-20	
12/13 Chargers										INACTIVE													W	10-3	
12/20 at Ravens										INACTIVE													W	34-14	
12/27 Browns										INACTIVE													W	17-13	
01/03 Raiders										INACTIVE													W	23-17	
2015 TOTALS	11-11	30	25	5	7.5	54.0	9	50	13	2	16	17	1	6	1	0	0	0	0	0	0	0	0	11-5	

2016 GAME-BY-GAME REGULAR SEASON STATISTICS (CHIEFS)

DATE OPPONENT	TACKLES										INTERCEPTIONS				FUMBLES			ST				MISC			SCORE
	TK	S	A	SK	YDS	TFL	YDS	QBH	NO	YDS	LG	TD	PD	FF	FR	YDS	TK	S	A	FF	FR	S	A	W/L	
09/11 Chargers										ACTIVE/PUP													W	33-27-	
09/18 at Texans										ACTIVE/PUP													L	12-19	
09/25 Jets										ACTIVE/PUP													W	24-3	
10/02 at Steelers										ACTIVE/PUP													L	14-43	
10/16 at Raiders										ACTIVE/PUP													W	26-10	
10/23 Saints										ACTIVE/PUP													W	27-21	
10/30 at Colts										ACTIVE/PUP													W	30-14	
11/06 Jaguars										ACTIVE/PUP													W	19-14	
11/13 at Panthers										INACTIVE													W	20-17	
11/20 Buccaneers	S	2	2	0	0.0	0.0	1	7	1	0	0	0	0	0	0	0	0	0	0	0	0	0	0	L	17-19
11/27 at Broncos	S	10	10	0	3.0	17.0	4	12	3	0	0	0	0	1	1	0	0	0	0	0	0	0	0	W	30-27-
12/04 at Falcons	S	4	4	0	1.0	0.0	1	2	1	0	0	0	0	0	0	0	0	0	0	0	0	0	0	W	29-28
12/08 Raiders	S	5	4	1	0.0	0.0	0	0	1	0	0	0	0	0	0	0	0	0	0	0	0	0	0	W	21-13
12/18 Titans	S	0	0	0	0.0	0.0	0	0	0	0	0	0	0	0	0	0	0	0	0	0	0	0	0	L	17-19
12/25 Broncos										ON INACTIVE LIST													W	33-10	
01/01 at Chargers										INACTIVE													W	37-27	
2016 TOTALS	5-5	21	20	1	4.0	17.0	6	21	6	0	0	0	0	1	1	0	0	0	0	0	0	0	0	12-4	

+ - Overtime

2017 GAME-BY-GAME REGULAR SEASON STATISTICS (CHIEFS)

DATE OPPONENT	TACKLES										INTERCEPTIONS				FUMBLES			ST				MISC			SCORE
	TK	S	A	SK	YDS	TFL	YDS	QBH	NO	YDS	LG	TD	PD	FF	FR	YDS	TK	S	A	FF	FR	S	A	W/L	
09/07 at Patriots	S	5	4	1	2.0	12.0	2	12	4	0	0	0	0	0	0	0	0	0	0	0	0	0	0	W	42-27
09/17 Eagles	S	5	5	0	1.0	3.0	3	11	2	0	0	0	0	1	0	0	0	0	0	0	0	0	0	W	27-20
09/24 at Chargers	S	6	4	2	1.0	11.0	1	11	2	0	0	0	0	2	0	0	0	0	0	0	0	0	0	W	24-10
10/02 Redskins	S	3	3	0	0.0	0.0	1	4	0	0	0	0	0	0	1	13	0	0	0	0	0	0	0	W	29-20
10/08 at Texans	S	3	2	1	1.5	4.0	1	1	2	0	0	0	0	0	0	0	0	0	0	0	0	0	0	W	42-34
10/15 Steelers	S	4	2	2	0.0	0.0	0	0	0	0	0	0	0	0	0	0	0	0	0	0	0	0	0	L	13-19
10/19 at Raiders	S	3	3	0	0.0	0.0	1	2	0	0	0	0	0	1	0	0	0	0	0	0	0	0	0	L	30-31
10/30 Broncos	S	6	5	1	2.0	10.0	2	10	3	0	0	0	0	0	0	0	0	0	0	0	0	0	0	W	29-19
11/05 at Cowboys	S	2	2	0	0.0	0.0	0	0	2	0	0	0	0	0	0	0	0	0	0	0	0	0	0	L	17-28
11/19 at Giants	S	7	5	2	0.0	0.0	1	1	0	0	0	0	0	0	0	0	0	0	0	0	0	0	0	L	9-12-
11/26 Bills	S	4	3	1	1.0	8.0	2	11	2	0	0	0	0	0	0	0	0	0	0	0	0	0	0	L	10-16
12/03 at Jets	S	0	0	0	0.0	0.0	0	0	1	0	0	0	0	0	0	0	0	0	0	0	0	0	0	L	31-38
12/10 Raiders	S	5	3	2	1.0	6.0	1	6	1	0	0	0	0	0	0	0	0	0	0	0	0	0	0	W	26-15
12/16 Chargers	S	3	3	0	0.0	0.0	0	0	1	0	0	0	0	1	0	0	0	0	0	0	0	0	0	W	30-13
12/24 Dolphins	S	3	2	1	0.0	0.0	1	5	0	0	0	0	0	0	0	0	0	0	0	0	0	0	0	W	29-13
12/31 at Broncos										DID NOT PLAY (NON-INJURY)													W	27-24	
2017 TOTALS	15-15	59	46	13	9.5	54.0	16	74	20	0	0	0	0	5	0	1	13	0	0	0	0	0	0	10-6	

+ - Overtime

99

JUSTIN HOUSTON

DEFENSIVE END

2018 GAME-BY-GAME REGULAR SEASON STATISTICS (CHIEFS)

DATE OPPONENT		TACKLES							INTERCEPTIONS					FUMBLES			ST					MISC			SCORE		
		TK	S	A	SK	YDS	TFL	YDS	QBH	NO	YDS	LG	TD	PD	FF	FR	YDS	TK	S	A	FF	FR	S	A		W/L	
09/09 at Chargers	S	1	0	1	0.0	0.0	0	0	0	0	0	0	0	0	0	0	0	0	0	0	0	0	0	0	0	W	38-28
09/16 at Steelers	S	4	2	2	0.0	0.0	0	0	0	0	0	0	0	0	0	0	0	0	0	0	0	0	0	0	0	W	42-37
09/23 49ers	S	4	4	0	2.0	8.0	2	2	2	0	0	0	0	0	2	0	0	0	0	0	0	0	0	0	0	W	38-27
10/01 at Broncos	S	2	2	0	1.0	7.0	1	7	1	0	0	0	0	0	0	0	0	0	0	0	0	0	0	0	0	W	27-23
10/07 Jaguars	S	0	0	0	0.0	0.0	0	0	1	0	0	0	0	0	0	0	0	0	0	0	0	0	0	0	0	W	30-14
10/14 at Patriots																										L	40-43
10/21 Bengals																										W	45-10
10/28 Broncos																										W	30-23
11/04 at Browns																										W	37-21
11/11 Cardinals	S	1	1	0	0.0	0.0	0	0	1	1	4	4	0	1	0	0	0	0	0	0	0	0	0	0	0	W	26-14
11/19 at Rams	S	4	4	0	1.0	12.0	1	1	0	0	0	0	0	0	1	0	0	0	0	0	0	0	0	0	0	L	51-54
12/02 at Raiders	S	2	2	0	0.0	0.0	1	1	1	0	0	0	0	0	0	1	0	0	0	0	0	0	0	0	0	W	40-33
12/09 Ravens	S	6	5	1	1.0	13.0	1	0	0	0	0	0	0	0	1	1	0	0	0	0	0	0	0	0	0	W	27-24+
12/13 Chargers	S	5	2	3	1.5	2.5	0	0	2	0	0	0	0	0	0	0	0	0	0	0	0	0	0	0	0	L	28-29
12/23 at Seahawks	S	3	3	0	1.0	3.0	2	4	2	0	0	0	0	0	0	0	0	0	0	0	0	0	0	0	0	L	31-38
12/30 Raiders	S	5	3	2	1.5	11.0	0	0	2	0	0	0	0	0	1	1	0	0	0	0	0	0	0	0	0	W	35-3
2018 TOTALS	12-12	37	28	9	9.0	56.5	8	15	12	1	4	4	0	1	5	3	0	0	0	0	0	0	0	0	0	0	12-4

+ - Overtime

2013 GAME-BY-GAME POSTSEASON STATISTICS (CHIEFS)

DATE OPPONENT		TACKLES							INTERCEPTIONS					FUMBLES			ST					MISC			SCORE			
		TK	S	A	SK	YDS	TFL	YDS	QBH	NO	YDS	LG	TD	PD	FF	FR	YDS	TK	S	A	FF	FR	S	A		W/L		
01/04 at Colts	S	4	3	1	1.0	7.0	1	7	3	0	0	0	0	1	0	1	7	0	0	0	0	0	0	0	0	0	L	44-45
2013 TOTALS	1-1	4	3	1	1.0	7.0	1	7	3	0	0	0	0	1	0	1	7	0	0	0	0	0	0	0	0	0	0-1	

2015 GAME-BY-GAME POSTSEASON STATISTICS (CHIEFS)

DATE OPPONENT		TACKLES							INTERCEPTIONS					FUMBLES			ST					MISC			SCORE			
		TK	S	A	SK	YDS	TFL	YDS	QBH	NO	YDS	LG	TD	PD	FF	FR	YDS	TK	S	A	FF	FR	S	A		W/L		
01/09 at Texans	S	3	2	1	0.0	0.0	0	0	1	0	0	0	0	0	0	0	0	0	0	0	0	0	0	0	0	0	W	30-0
01/16 at Patriots	P	0	0	0	0.0	0.0	0	0	0	0	0	0	0	0	0	0	0	0	0	0	0	0	0	0	0	0	L	20-27
2015 TOTALS	2-1	3	2	1	0.0	0.0	0	0	1	0	0	0	0	0	0	0	0	0	0	0	0	0	0	0	0	0	1-1	

2016 GAME-BY-GAME POSTSEASON STATISTICS (CHIEFS)

DATE OPPONENT		TACKLES							INTERCEPTIONS					FUMBLES			ST					MISC			SCORE			
		TK	S	A	SK	YDS	TFL	YDS	QBH	NO	YDS	LG	TD	PD	FF	FR	YDS	TK	S	A	FF	FR	S	A		W/L		
01/15 Steelers	S	6	5	1	0.0	0.0	0	0	0	0	0	0	0	0	0	0	0	0	0	0	0	0	0	0	0	0	L	16-18
2016 TOTALS	1-1	6	5	1	0.0	0.0	0	0	0	0	0	0	0	0	0	0	0	0	0	0	0	0	0	0	0	0	0-1	

2017 GAME-BY-GAME POSTSEASON STATISTICS (CHIEFS)

DATE OPPONENT		TACKLES							INTERCEPTIONS					FUMBLES			ST					MISC			SCORE			
		TK	S	A	SK	YDS	TFL	YDS	QBH	NO	YDS	LG	TD	PD	FF	FR	YDS	TK	S	A	FF	FR	S	A		W/L		
01/06 Titans	S	2	2	0	1.0	1.0	1	1	2	0	0	0	0	1	0	0	0	0	0	0	0	0	0	0	0	0	L	21-22
2017 TOTALS	1-1	2	2	0	1.0	1.0	1	1	2	0	0	0	0	1	0	0	0	0	0	0	0	0	0	0	0	0	0-1	

2018 GAME-BY-GAME POSTSEASON STATISTICS (CHIEFS)

DATE OPPONENT		TACKLES							INTERCEPTIONS					FUMBLES			ST					MISC			SCORE			
		TK	S	A	SK	YDS	TFL	YDS	QBH	NO	YDS	LG	TD	PD	FF	FR	YDS	TK	S	A	FF	FR	S	A		W/L		
01/12 Colts	S	2	2	0	2.0	15.0	2	15	2	0	0	0	0	1	0	1	0	0	0	0	0	0	0	0	0	0	W	31-13
01/20 Patriots	S	2	2	0	0.0	0.0	0	0	0	0	0	0	0	0	0	0	0	0	0	0	0	0	0	0	0	0	L	31-37+
2018 TOTALS	2-2	4	4	0	2.0	15.0	2	15	2	0	0	0	0	1	0	1	0	0	0	0	0	0	0	0	0	0	1-1	

+ - Overtime



@JHOUSTON50

92 MARGUS HUNT

DEFENSIVE TACKLE



6-8 • 295

NFL EXP: 7 (3rd Year with Colts)

BORN: 7/14/87



**SOUTHERN
METHODIST**



Hunt was signed by the Colts as an unrestricted free agent on March 13, 2017.

DOWN THE STRETCH

Favorite musician and/or song: Metallica - "Enter Sandman"

Hobbies outside of football: Hanging out with friends and playing golf.

What is something interesting about you that most people may not know: I put my clothes on right arm and leg first.

Favorite food: Salmon

Favorite vacation spot: Tahiti

What's the one thing you couldn't live without: My wife and family.

Pregame ritual: I usually go out and do a little pre warmup. I try to make sure I have enough time to get taped up and ready. I also listen to music, but it is not specific. It depends on the mood I am in.

What's on your bucket list: I want to skydive, but I am way too heavy to do that.

Pets: I have two Australian Shepherds named Maverick and Bailey.

Hidden talents: I used to be able to play the piano.

Favorite TV show: "The Office"

Strangest thing that you like to eat: Blood sausage. We had it growing up but it is basically a pig intestine stuffed with rice and other stuff.

Best advice you have ever been given: Don't let the small things effect you long term.

Pet peeves: People not using their turn signals.

Who is your inspiration: My mom. She has been through a lot with me coming over here. She is back home by herself and has been strong through it.



@MARGUS_HUNT



@MARGUS.HUNT

92 MARGUS HUNT

DEFENSIVE TACKLE



GOING FOR GOLD

Hunt won Estonia's first two gold medals at the IAAF Track and Field World Junior Championships held in Beijing, China in 2006. He set a new men's discus throw record with a mark of 67.32 meters and won gold with a shot put throw of 20.53 meters. He also became the first athlete in the event's history to win gold in both events.



NFL HIGHLIGHTS

- Has competed in 75 career games (20 starts) and totaled 84 tackles (54 solo), 23.0 tackles for loss, 7.5 sacks, seven passes defended, one forced fumble, one fumble recovery and four special teams tackles. Has four career blocked kicks (three extra points and one field goal).
- In 2018, he started 15 games and had 30 tackles (22 solo), 13.0 tackles for loss, 5.0 sacks, two passes defended, one forced fumble and one fumble recovery. Started two postseason games and had four tackles (two solo).
- Played in all 16 games (five starts) with the Colts in 2017 and registered 29 tackles (19 solo), 6.0 tackles for loss, 1.0 sack, two passes defended and one blocked kick.
- With the Bengals in 2016, saw action in 15 games and totaled 14 tackles (seven solo), 2.0 tackles for loss, one blocked field goal, two blocked PATs, two passes defended and three special teams tackles.
- Saw action in seven games with the Bengals in 2015, recording two tackles (one solo).
- In 2014 with Cincinnati, appeared in 12 games, registering six tackles (four solo), 2.0 tackles for loss, 1.0 sack, one pass defended and one special teams tackle. Saw action in one postseason contest and tallied two solo tackles and half a sack.
- As a rookie with the Bengals in 2013, competed in 10 games, logging three tackles (one solo) and half a sack. Also saw action in one postseason contest.

COLLEGE HIGHLIGHTS

- Started 27-of-53 career games played at SMU (2009-2012), compiling 112 tackles (60 solo), 28.0 tackles for loss, 16.5 sacks, seven passes defended, two forced fumbles and one fumble recovery.
- His 17 blocked kicks rank as the second-most in NCAA history, and his 10 field goal blocks set an NCAA mark, surpassing the previous total of eight set by James Ferebee of New Mexico State from 1978-1981.

COLLEGE HIGHLIGHTS CONT...

- Served as a key player in SMU's return to football success, playing on bowl teams in all four of his seasons, winning three of them.
- Started 12 games at defensive end as a senior in 2012, registering 31 tackles (19 solo), a career-high in both tackles for loss (11.5) and sacks (8.0), three passes defended, two forced fumbles and three blocked kicks.
- Was a First Team All-Conference USA selection and capped his career with MVP honors in the Hawaii Bowl. He also played in the Senior Bowl.
- As a junior in 2011, tallied 28 tackles (16 solo), 7.5 tackles for loss, 3.0 sacks, one pass defended and four blocked kicks.
- In 2010, compiled a career-high 45 tackles (21 solo), 6.5 tackles for loss, 3.0 sacks, two passes defended and three blocked kicks.
- As a freshman in 2009, set an NCAA freshman record with seven blocked kicks, falling just one short of the NCAA season record for blocks by any player. Added eight tackles (four solo), 2.5 tackles for loss, 2.5 sacks, one pass defended and one fumble recovery.

PERSONAL

- Attended Nuia School in Estonia.
- In 2006, at age 18, won Estonia's first two gold medals in the World Junior Track and Field Championships, with a discus throw of 67.32 meters and a shot put of 20.53 meters.
- Became the first athlete in the event's history to win gold medals in both discus and shot.
- Qualified four times (2003-06) for the World Junior Championships, and in 2005, he won the gold medal in the European Junior Championships with a discus throw of 62.19 meters.
- Majored in business.
- Born in Karksi-Nuia, Estonia.

ADDITIONAL TRANSACTIONS

- Selected by the Cincinnati Bengals in the second round (53rd overall) of the 2013 NFL Draft.



@MARGUS_HUNT



@MARGUS.HUNT

92 MARGUS HUNT

DEFENSIVE TACKLE



MARGUS HUNT - NFL REGULAR SEASON STATISTICS

DATE TEAM	GP	GS	TACKLES							INTERCEPTIONS				FUMBLES				ST				MISC				
			TK	S	A	TFL	YDS	SK	YDS	QBH	NO	YDS	LG	TD	PD	FF	FR	YDS	TK	S	A	FF	FR	S	A	
2013 Bengals	10	0	3	1	2	0	0	0.5	4.0	2	0	0	0	0	0	0	0	0	0	0	0	0	0	0	0	0
2014 Bengals	12	0	6	4	2	2	8	1.0	6.0	1	0	0	0	1	0	0	0	1	1	0	0	0	0	0	0	
2015 Bengals	7	0	2	1	1	0	0	0.0	0.0	0	0	0	0	0	0	0	0	0	0	0	0	0	0	0	0	
2016 Bengals	15	0	14	7	7	2	5	0.0	0.0	4	0	0	0	2	0	0	0	3	2	1	0	0	0	0	0	
2017 Colts	16	5	29	19	10	6	20	1.0	8.0	7	0	0	0	2	0	0	0	0	0	0	0	0	0	0	0	
2018 Colts	15	15	30	22	8	13	50	5.0	26.0	6	0	0	0	2	1	1	0	0	0	0	0	0	0	0	0	
TOTALS	75	20	84	54	30	23	83	7.5	44.0	20	0	0	0	7	1	1	0	4	3	1	0	0	0	0	0	

MARGUS HUNT - NFL POSTSEASON STATISTICS

DATE TEAM	GP	GS	TACKLES							INTERCEPTIONS				FUMBLES				ST				MISC			
			TK	S	A	TFL	YDS	SK	YDS	QBH	NO	YDS	LG	TD	PD	FF	FR	YDS	TK	S	A	FF	FR	S	A
2013 Bengals	1	0	0	0	0	0	0	0.0	0.0	0	0	0	0	0	0	0	0	0	0	0	0	0	0	0	0
2014 Bengals	1	0	2	0	2	0	0	0.5	4.0	1	0	0	0	0	0	0	0	0	0	0	0	0	0	0	0
2015 Bengals	0	0	0	0	0	0	0	0.0	0.0	0	0	0	0	0	0	0	0	0	0	0	0	0	0	0	0
2018 Colts	2	2	4	2	2	0	0	0.0	0.0	0	0	0	0	0	0	0	0	0	0	0	0	0	0	0	0
TOTALS	4	2	6	2	4	0	0	0.5	4.0	1	0	0	0	0	0	0	0	0	0	0	0	0	0	0	0

SINGLE-GAME HIGHS: DEFENSIVE

Total Tackles	7 at Buffalo Bills, Dec 10, 2017 4 at Tennessee Titans, Dec 30, 2018 ...2 more at 4.	Fumble Recoveries	1 at Philadelphia Eagles, Sep 23, 2018
Sacks	2.0 vs. Cincinnati Bengals, Sep 09, 2018 1.0 at Houston Texans, Dec 09, 2018 ...4 more at 1.0.	Tackles For Loss	3 at Philadelphia Eagles, Sep 23, 2018 ...1 more at 3.
Passes Defensed	2 at New York Jets, Sep 11, 2016 1 vs. Buffalo Bills, Oct 21, 2018 ...4 more at 1.	Special Teams Tackles	1 at Cleveland Browns, Dec 11, 2016 ...3 more at 1.
Forced Fumbles	1 at Philadelphia Eagles, Sep 23, 2018		

SINGLE-GAME HIGHS - POSTSEASON: DEFENSIVE

Total Tackles	3 at Houston Texans, Jan 05, 2019 2 at Indianapolis Colts, Jan 04, 2015 1 at Kansas City Chiefs, Jan 12, 2019	Sacks	0.5 at Indianapolis Colts, Jan 04, 2015
----------------------	---	--------------	---

2013 GAME-BY-GAME REGULAR SEASON STATISTICS (BENGALS)

DATE OPPONENT	TK	S	A	TACKLES				QBH	NO	INTERCEPTIONS				FUMBLES				ST				MISC	W/L SCORE		
				SK	YDS	TFL	YDS			YDS	LG	TD	PD	FF	FR	YDS	TK	S	A	FF	FR				
09/08 at Bears										INACTIVE													L	21-24	
09/16 Steelers										INACTIVE														W	20-10
09/22 Packers										INACTIVE														W	34-30
09/29 at Browns										INACTIVE														L	6-17
10/06 Patriots	P	0	0	0	0.0	0.0	0	0	1	0	0	0	0	0	0	0	0	0	0	0	0	0	0	W	13-6
10/13 at Bills										INACTIVE														W	27-24
10/20 at Lions										INACTIVE														W	27-24
10/27 Jets	P	1	0	1	0.0	0.0	0	0	0	0	0	0	0	0	0	0	0	0	0	0	0	0	0	W	49-9
10/31 at Dolphins	P	0	0	0	0.0	0.0	0	0	0	0	0	0	0	0	0	0	0	0	0	0	0	0	0	L	20-22
11/10 at Ravens	P	0	0	0	0.0	0.0	0	0	0	0	0	0	0	0	0	0	0	0	0	0	0	0	0	L	17-20
11/17 Browns	P	0	0	0	0.0	0.0	0	0	0	0	0	0	0	0	0	0	0	0	0	0	0	0	0	W	41-20
12/01 at Chargers	P	0	0	0	0.0	0.0	0	0	0	0	0	0	0	0	0	0	0	0	0	0	0	0	0	W	17-10
12/08 Colts	P	0	0	0	0.0	0.0	0	0	0	0	0	0	0	0	0	0	0	0	0	0	0	0	0	W	42-28
12/15 at Steelers	P	0	0	0	0.0	0.0	0	0	0	0	0	0	0	0	0	0	0	0	0	0	0	0	0	L	20-30
12/22 Vikings	P	1	1	0	0.0	0.0	0	0	0	0	0	0	0	0	0	0	0	0	0	0	0	0	0	W	42-14
12/29 Ravens	P	1	0	1	0.5	4.0	0	0	1	0	0	0	0	0	0	0	0	0	0	0	0	0	0	W	34-17
2013 TOTALS	10-0	3	1	2	0.5	4.0	0	0	2	0	0	0	0	0	0	0	0	0	0	0	0	0	0	0	11-5

+ - Overtime



@MARGUS_HUNT



@MARGUS_HUNT

92 MARGUS HUNT

DEFENSIVE TACKLE



2014 GAME-BY-GAME REGULAR SEASON STATISTICS (BENGALS)

DATE	OPPONENT	P	TACKLES							INTERCEPTIONS				FUMBLES			ST			MISC		SCORE					
			TK	S	A	SK	YDS	TFL	YDS	QBH	NO	YDS	LG	TD	PD	FF	FR	YDS	TK	S	A		FF	FR	S	A	W/L
09/07	at Ravens	P	0	0	0	0.0	0.0	0	0	0	0	0	0	0	1	0	0	0	1	1	0	0	0	0	0	W	23-16
09/14	Falcons	P	0	0	0	0.0	0.0	0	0	0	0	0	0	0	0	0	0	0	0	0	0	0	0	0	0	W	24-10
09/21	Titans	P	1	0	1	0.0	0.0	0	0	0	0	0	0	0	0	0	0	0	0	0	0	0	0	0	0	W	33-7
10/05	at Patriots	P	0	0	0	0.0	0.0	0	0	0	0	0	0	0	0	0	0	0	0	0	0	0	0	0	0	L	17-43
10/12	Panthers	P	0	0	0	0.0	0.0	0	0	0	0	0	0	0	0	0	0	0	0	0	0	0	0	0	0	L	37-37+
10/19	at Colts	P	1	0	1	0.0	0.0	0	0	0	0	0	0	0	0	0	0	0	0	0	0	0	0	0	0	L	0-27
10/26	Ravens	P	1	1	0	0.0	0.0	0	0	0	0	0	0	0	0	0	0	0	0	0	0	0	0	0	0	W	27-24
11/02	Jaguars	P	1	1	0	1.0	6.0	1	6	1	0	0	0	0	0	0	0	0	0	0	0	0	0	0	0	W	33-23
11/06	Browns	P	2	2	0	0.0	0.0	1	2	0	0	0	0	0	0	0	0	0	0	0	0	0	0	0	0	L	3-24
11/16	at Saints	P	0	0	0	0.0	0.0	0	0	0	0	0	0	0	0	0	0	0	0	0	0	0	0	0	0	W	27-10
11/23	at Texans																									W	22-13
11/30	at Buccaneers																									W	14-13
12/07	Steelers																									L	21-42
12/14	at Browns																									W	30-0
12/22	Browns	P	0	0	0	0.0	0.0	0	0	0	0	0	0	0	0	0	0	0	0	0	0	0	0	0	0	W	37-28
12/28	at Steelers	P	0	0	0	0.0	0.0	0	0	0	0	0	0	0	0	0	0	0	0	0	0	0	0	0	0	L	17-27
2014 TOTALS	12-0		6	4	2	1.0	6.0	2	8	1	0	0	0	0	1	0	0	0	1	1	0	0	0	0	0	0	10-6

+ - Overtime

2015 GAME-BY-GAME REGULAR SEASON STATISTICS (BENGALS)

DATE	OPPONENT	P	TACKLES							INTERCEPTIONS				FUMBLES			ST			MISC		SCORE						
			TK	S	A	SK	YDS	TFL	YDS	QBH	NO	YDS	LG	TD	PD	FF	FR	YDS	TK	S	A		FF	FR	S	A	W/L	
09/13	at Raiders																									W	33-13	
09/20	Chargers																										W	24-19
09/27	at Ravens																										W	28-24
10/04	Chiefs																										W	36-21
10/11	Seahawks																										W	27-24+
10/18	at Bills																										W	34-21
11/01	at Steelers																										W	16-10
11/05	Browns	P	0	0	0	0.0	0.0	0	0	0	0	0	0	0	0	0	0	0	0	0	0	0	0	0	0	0	W	31-10
11/16	Texans	P	0	0	0	0.0	0.0	0	0	0	0	0	0	0	0	0	0	0	0	0	0	0	0	0	0	0	L	6-10
11/22	at Cardinals																										L	31-34
11/29	Rams																										W	31-7
12/06	at Browns	P	1	1	0	0.0	0.0	0	0	0	0	0	0	0	0	0	0	0	0	0	0	0	0	0	0	0	W	37-3
12/13	Steelers	P	1	0	1	0.0	0.0	0	0	0	0	0	0	0	0	0	0	0	0	0	0	0	0	0	0	0	L	20-33
12/20	at 49ers	P	0	0	0	0.0	0.0	0	0	0	0	0	0	0	0	0	0	0	0	0	0	0	0	0	0	0	W	24-14
12/28	at Broncos	P	0	0	0	0.0	0.0	0	0	0	0	0	0	0	0	0	0	0	0	0	0	0	0	0	0	0	L	17-20+
01/03	Ravens	P	0	0	0	0.0	0.0	0	0	0	0	0	0	0	0	0	0	0	0	0	0	0	0	0	0	0	W	24-16
2015 TOTALS	7-0		2	1	1	0.0	0.0	0	0	0	0	0	0	0	0	0	0	0	0	0	0	0	0	0	0	0	0	12-4

+ - Overtime

2016 GAME-BY-GAME REGULAR SEASON STATISTICS (BENGALS)

DATE	OPPONENT	P	TACKLES							INTERCEPTIONS				FUMBLES			ST			MISC		SCORE						
			TK	S	A	SK	YDS	TFL	YDS	QBH	NO	YDS	LG	TD	PD	FF	FR	YDS	TK	S	A		FF	FR	S	A	W/L	
09/11	at Jets	P	1	1	0	0.0	0.0	1	2	0	0	0	0	0	2	0	0	0	0	0	0	0	0	0	0	0	W	23-22
09/18	at Steelers	P	2	1	1	0.0	0.0	1	3	0	0	0	0	0	0	0	0	0	0	0	0	0	0	0	0	0	L	16-24
09/25	Broncos	P	3	2	1	0.0	0.0	0	0	0	0	0	0	0	0	0	0	1	0	1	0	0	0	0	0	0	L	17-29
09/29	Dolphins	P	0	0	0	0.0	0.0	0	0	1	0	0	0	0	0	0	0	0	0	0	0	0	0	0	0	0	W	22-7
10/09	at Cowboys	P	0	0	0	0.0	0.0	0	0	0	0	0	0	0	0	0	0	0	0	0	0	0	0	0	0	0	L	14-28
10/16	at Patriots	P	2	2	0	0.0	0.0	0	0	1	0	0	0	0	0	0	0	0	0	0	0	0	0	0	0	0	L	17-35
10/23	Browns	P	0	0	0	0.0	0.0	0	0	1	0	0	0	0	0	0	0	0	0	0	0	0	0	0	0	0	W	31-17
10/30	Redskins	P	0	0	0	0.0	0.0	0	0	0	0	0	0	0	0	0	0	1	1	0	0	0	0	0	0	0	L	27-27
11/14	at Giants																										L	20-21
11/20	Bills	P	0	0	0	0.0	0.0	0	0	0	0	0	0	0	0	0	0	0	0	0	0	0	0	0	0	0	L	12-16
11/27	at Ravens	P	0	0	0	0.0	0.0	0	0	0	0	0	0	0	0	0	0	0	0	0	0	0	0	0	0	0	L	14-19
12/04	Eagles	P	2	1	1	0.0	0.0	0	1	0	0	0	0	0	0	0	0	0	0	0	0	0	0	0	0	0	W	32-14
12/11	at Browns	P	0	0	0	0.0	0.0	0	0	0	0	0	0	0	0	0	0	1	1	0	0	0	0	0	0	0	W	23-10
12/18	Steelers	P	3	0	3	0.0	0.0	0	0	0	0	0	0	0	0	0	0	0	0	0	0	0	0	0	0	0	L	20-24
12/24	at Texans	P	1	0	1	0.0	0.0	0	0	0	0	0	0	0	0	0	0	0	0	0	0	0	0	0	0	0	L	10-12
01/01	Ravens	P	0	0	0	0.0	0.0	0	0	0	0	0	0	0	0	0	0	0	0	0	0	0	0	0	0	0	W	27-10
2016 TOTALS	15-0		14	7	7	0.0	0.0	2	5	4	0	0	0	0	2	0	0	0	3	2	1	0	0	0	0	0	6	10



@MARGUS_HUNT



@MARGUS.HUNT

92 MARGUS HUNT

DEFENSIVE TACKLE



2017 GAME-BY-GAME REGULAR SEASON STATISTICS (COLTS)

DATE	OPPONENT	TK	TACKLES					INTERCEPTIONS					FUMBLES			ST			MISC			SCORE						
			S	A	SK	YDS	TFL	YDS	QBH	NO	YDS	LG	TD	PD	FF	FR	YDS	TK	S	A	FF		FR	S	A	W/L		
09/10	at Rams	P	2	2	0	1.0	8.0	1	8	1	0	0	0	0	0	0	0	0	0	0	0	0	0	0	0	L	9-46	
09/17	Cardinals	P	1	1	0	0.0	0.0	0	0	2	0	0	0	0	0	0	0	0	0	0	0	0	0	0	0	L	13-16	
09/24	Browns	P	0	0	0	0.0	0.0	0	0	3	0	0	0	0	1	0	0	0	0	0	0	0	0	0	0	W	31-28	
10/01	at Seahawks	P	0	0	0	0.0	0.0	0	0	0	0	0	0	0	0	0	0	0	0	0	0	0	0	0	0	W	18-46	
10/08	49ers	P	1	0	1	0.0	0.0	0	0	0	0	0	0	0	0	0	0	0	0	0	0	0	0	0	0	W	26-23	
10/16	at Titans	P	2	1	1	0.0	0.0	0	0	0	0	0	0	0	0	0	0	0	0	0	0	0	0	0	0	L	22-36	
10/22	Jaguars	P	2	1	1	0.0	0.0	0	0	0	0	0	0	0	0	0	0	0	0	0	0	0	0	0	0	L	0-27	
10/29	at Bengals	P	0	0	0	0.0	0.0	0	0	0	0	0	0	0	0	0	0	0	0	0	0	0	0	0	0	L	23-24	
11/05	at Texans	P	0	0	0	0.0	0.0	0	0	1	0	0	0	0	0	0	0	0	0	0	0	0	0	0	0	W	20-14	
11/12	Steelers	S	1	0	1	0.0	0.0	0	0	0	0	0	0	0	0	0	0	0	0	0	0	0	0	0	0	L	17-20	
11/26	Titans	S	2	1	1	0.0	0.0	1	1	0	0	0	0	0	1	0	0	0	0	0	0	0	0	0	0	L	16-20	
12/03	at Jaguars	P	3	2	1	0.0	0.0	0	0	0	0	0	0	0	0	0	0	0	0	0	0	0	0	0	0	L	10-30	
12/10	at Bills	S	7	6	1	0.0	0.0	2	5	0	0	0	0	0	0	0	0	0	0	0	0	0	0	0	0	L	7-13	
12/14	Broncos	S	4	3	1	0.0	0.0	0	0	0	0	0	0	0	0	0	0	0	0	0	0	0	0	0	0	L	13-25	
12/23	at Ravens	P	2	2	0	0.0	0.0	2	6	0	0	0	0	0	0	0	0	0	0	0	0	0	0	0	0	L	16-23	
12/31	Texans	S	2	0	2	0.0	0.0	0	0	0	0	0	0	0	0	0	0	0	0	0	0	0	0	0	0	W	22-13	
2017 TOTALS			16-5	29	19	10	1.0	8.0	6	20	7	0	0	0	0	2	0	0	0	0	0	0	0	0	0	0	0	4-12

+ - Overtime

2018 GAME-BY-GAME REGULAR SEASON STATISTICS (COLTS)

DATE	OPPONENT	TK	TACKLES					INTERCEPTIONS					FUMBLES			ST			MISC			SCORE						
			S	A	SK	YDS	TFL	YDS	QBH	NO	YDS	LG	TD	PD	FF	FR	YDS	TK	S	A	FF		FR	S	A	W/L		
09/09	Bengals	S	3	3	0	2.0	14.0	3	14	2	0	0	0	0	0	0	0	0	0	0	0	0	0	0	0	L	23-34	
09/16	at Redskins	S	3	2	1	0.0	0.0	2	5	0	0	0	0	0	1	0	0	0	0	0	0	0	0	0	0	W	21-9	
09/23	at Eagles	S	4	4	0	1.0	6.0	3	16	0	0	0	0	0	1	1	1	0	0	0	0	0	0	0	0	L	16-20	
09/30	Texans	S	3	3	0	1.0	1.0	1	1	1	0	0	0	0	0	0	0	0	0	0	0	0	0	0	0	L	34-37	
10/04	at Patriots	S	0	0	0	0.0	0.0	0	0	0	0	0	0	0	0	0	0	0	0	0	0	0	0	0	0	L	24-38	
10/14	at Jets																									L	34-42	
10/21	Bills	S	1	1	0	0.0	0.0	1	0	0	0	0	0	1	0	0	0	0	0	0	0	0	0	0	0	W	37-5	
10/28	at Raiders	S	0	0	0	0.0	0.0	0	0	0	0	0	0	0	0	0	0	0	0	0	0	0	0	0	0	W	42-28	
11/11	Jaguars	S	2	2	0	0.0	0.0	1	4	0	0	0	0	0	0	0	0	0	0	0	0	0	0	0	0	W	29-26	
11/18	Titans	S	2	1	1	0.0	0.0	0	0	0	0	0	0	0	0	0	0	0	0	0	0	0	0	0	0	W	38-10	
11/25	Dolphins	S	2	2	0	0.0	0.0	1	5	0	0	0	0	0	0	0	0	0	0	0	0	0	0	0	0	W	27-24	
12/02	at Jaguars	S	1	1	0	0.0	0.0	0	0	0	0	0	0	0	0	0	0	0	0	0	0	0	0	0	0	L	0-6	
12/09	at Texans	S	3	1	2	1.0	5.0	1	5	1	0	0	0	0	0	0	0	0	0	0	0	0	0	0	0	W	24-21	
12/16	Cowboys	S	1	0	1	0.0	0.0	0	0	1	0	0	0	0	0	0	0	0	0	0	0	0	0	0	0	W	23-0	
12/23	Giants	S	1	0	1	0.0	0.0	0	0	1	0	0	0	0	0	0	0	0	0	0	0	0	0	0	0	W	28-27	
12/30	at Titans	S	4	2	2	0.0	0.0	0	0	0	0	0	0	0	0	0	0	0	0	0	0	0	0	0	0	W	33-17	
2018 TOTALS			15-15	30	22	8	5.0	26.0	13	50	6	0	0	0	0	2	1	1	0	0	0	0	0	0	0	0	0	10-6

+ - Overtime

2013 GAME-BY-GAME POSTSEASON STATISTICS (BENGALS)

DATE	OPPONENT	TK	TACKLES					INTERCEPTIONS					FUMBLES			ST			MISC			SCORE					
			S	A	SK	YDS	TFL	YDS	QBH	NO	YDS	LG	TD	PD	FF	FR	YDS	TK	S	A	FF		FR	S	A	W/L	
01/05	Chargers	P	0	0	0	0.0	0.0	0	0	0	0	0	0	0	0	0	0	0	0	0	0	0	0	0	0	L	10-27
2013 TOTALS		1-0	0	0	0	0.0	0.0	0	0	0	0	0	0	0	0	0	0	0	0	0	0	0	0	0	0	0	0-1

2014 GAME-BY-GAME POSTSEASON STATISTICS (BENGALS)

DATE	OPPONENT	TK	TACKLES					INTERCEPTIONS					FUMBLES			ST			MISC			SCORE					
			S	A	SK	YDS	TFL	YDS	QBH	NO	YDS	LG	TD	PD	FF	FR	YDS	TK	S	A	FF		FR	S	A	W/L	
01/04	at Colts	P	2	0	2	0.5	4.0	0	0	1	0	0	0	0	0	0	0	0	0	0	0	0	0	0	0	L	10-26
2014 TOTALS		1-0	2	0	2	0.5	4.0	0	0	1	0	0	0	0	0	0	0	0	0	0	0	0	0	0	0	0-1	

2015 GAME-BY-GAME POSTSEASON STATISTICS (BENGALS)

DATE	OPPONENT	TK	TACKLES					INTERCEPTIONS					FUMBLES			ST			MISC			SCORE					
			S	A	SK	YDS	TFL	YDS	QBH	NO	YDS	LG	TD	PD	FF	FR	YDS	TK	S	A	FF		FR	S	A	W/L	
01/09	Steelers																									L	16-18
2015 TOTALS			0	0	0	0.0	0.0	0	0	0	0	0	0	0	0	0	0	0	0	0	0	0	0	0	0	0	0-1



@MARGUS_HUNT



@MARGUS.HUNT

92 MARGUS HUNT

DEFENSIVE TACKLE



2018 GAME-BY-GAME POSTSEASON STATISTICS (COLTS)

DATE OPPONENT		TACKLES							INTERCEPTIONS					FUMBLES			ST				MISC						
		TK	S	A	SK	YDS	TFL	YDS	QBH	NO	YDS	LG	TD	PD	FF	FR	YDS	TK	S	A	FF	FR	S	A	W/L	SCORE	
01/05 at Texans	S	3	2	1	0.0	0.0	0	0	0	0	0	0	0	0	0	0	0	0	0	0	0	0	0	0	0	W	21-7
01/12 at Chiefs	S	1	0	1	0.0	0.0	0	0	0	0	0	0	0	0	0	0	0	0	0	0	0	0	0	0	L	13-31	
2018 TOTALS	2-2	4	2	2	0.0	0.0	0	0	0	0	0	0	0	0	0	0	0	0	0	0	0	0	0	0	0	1-1	

3

STEVE ISHMAEL

WIDE RECEIVER



6-2 • 212

NFL EXP: 1 (2nd Year with Colts)

BORN: 7/18/95

S

SYRACUSE



Ishmael was originally signed by the Colts as an undrafted free agent on May 1, 2018.

DOWN THE STRETCH

What is on your bucket list: I want to experience and win a Super Bowl.

What is your pregame ritual: I listen to music, but before I step on the field I have to pray.

Do you have any nicknames: Steveeeee

Who is your favorite artist: Nav

What is your favorite food: Oxtails

What is your favorite vacation spot: Miami, even though I'm from there.

What is your favorite movie: "Friday"

What is the best advice you've ever gotten: Nothing's ever going to be given to you. You have to go get it, but do it within the lines.

What is one thing you can't live without: My family

Favorite TV show: "The Walking Dead"

Hobbies outside of football: I like playing video games. I'm a big Madden and Super Smash Brothers guy.

Who was your favorite athlete growing up: Randy Moss

Hidden Talents: I know how to rap.

Do you have any pets: I have five dogs. They are named Angel, Nicki, Creamy, Cookie and Hershey.

@STEVE.ISHMAEL



PASSING A HALL-OF-FAMER

Syracuse has a long line of wide receivers that have gone on to do big things in the NFL. However, Ishmael ranks above them all in one category, passing a name that many Colts fans know. Ishmael passed Marvin Harrison (2,728) for the most career receiving yards in Syracuse history.

"You grow up watching someone your entire life and then going to the school he went to and to break his record so unexpectedly, it was cool," Ishmael said. He has never talked with Harrison, but another Colts Ring of Honor inductee had some kind words for him after breaking the record. "Dwight Freeney actually reached out to me to congratulate me."



Photo courtesy of Syracuse.com

NFL HIGHLIGHTS

- In 2018, he spent the majority of the season on the practice squad. Was inactive for a Week 8 win at Oakland.

COLLEGE HIGHLIGHTS

- Started 39-of-47 career games at Syracuse and compiled 219 receptions for 2,891 yards and 18 touchdowns.
- Finished as the program's all-time leader in receiving yardage and his 10 100-yard receiving games ranked second on the Orange career list. His career receptions total was the second most in school history and the 12th on the ACC career chart. He tied for fourth in school history in touchdown receptions and fifth in receiving yards per game (61.5).
- In 2017, started all 12 games and was selected to nine All-America teams after registering career highs in receptions (105) and receiving yards (1,347) while tying his career-high in touchdown receptions (seven). He was a unanimous First Team All-ACC selection and garnered First Team All-ECAC honors. Also named a semifinalist for the Biletnikoff Award, presented to the nation's most outstanding receiver. His 105 receptions set the Syracuse single-season record and ranked second in ACC history. His 8.8 receptions per game set the ACC record. Ishmael set a single-season school record with eight 100-yard receiving games.

BROTHER IN THE NFL

Steve Ishmael knew a little bit of what to expect when he entered the NFL in 2018. His brother, Kemal Ishamel, was selected by the Atlanta Falcons in the seventh round (243rd overall) of the 2013 NFL Draft. Steve credits his brother for helping him out and knowing what to expect throughout an NFL season. "I talked to him throughout the season and he just told me that I have to keep pushing no matter what because you hit walls during your rookie year."



COLLEGE HIGHLIGHTS CONT...

- In 2016, saw action in 11 games (nine starts) and caught 48 passes for 559 yards and one touchdown.
- Started all 12 games in 2015 and tallied 39 receptions for 570 yards and seven touchdowns.
- As a freshman in 2015, appeared in all 12 games (five starts) and caught 27 passes for 415 yards and three touchdowns.

PERSONAL

- Attended North Miami (Fla.) Beach High School, where he set school records for touchdowns, receptions and receiving yards.
- Named to the 2013 Florida All-State First Team Offense and the 2013 All-South Florida Regional Elite Second Team Offense.
- Also named a 2013 Miami-Dade All-Star.
- His brother, Kemal, is a safety for the Atlanta Falcons and attended UCF where he was named the 2012 Conference USA Defensive Player of the Year.
- Majored in communication and rhetorical studies.
- A native of Miami.

ADDITIONAL TRANSACTIONS

- Signed a reserve/future contract with the Colts on January 13, 2019.
- Signed to the Colts practice squad on November 13, 2018.
- Waived by Indianapolis on November 9, 2018.
- Promoted to the Colts active roster on October 26, 2018.
- Signed to the Indianapolis practice squad on September 2, 2018.
- Waived by the Colts on September 1, 2018.
- Signed by the Colts as an undrafted free agent on May 1, 2018.

3

STEVE ISHMAEL

WIDE RECEIVER



STEVE ISHMAEL - NFL REGULAR SEASON STATISTICS

DATE	TEAM	GP	GS	RECEIVING			NO.	RUSHING			
				NO.	YDS	AVG		YDS.	AVG.	LG	TD
2018	Colts	0	0	0	0	0.0	0	0	0.0	0	0
TOTALS	0	0	0	0	0	0.0	0	0	0.0	0	0

STEVE ISHMAEL - NFL POSTSEASON STATISTICS

DATE	TEAM	GP	GS	RECEIVING			NO.	RUSHING			
				NO.	YDS	AVG		YDS.	AVG.	LG	TD
2018	Colts	0	0	0	0	0.0	0	0	0.0	0	0
TOTALS	0	0	0	0	0	0.0	0	0	0.0	0	0

2018 GAME-BY-GAME REGULAR SEASON STATISTICS (COLTS)

DATE	OPPONENT	P/S	RECEIVING			ATT	RUSHING			TD	W/L	SCORE
			NO	YDS	LG		TD	YDS	LG			
09/09	Bengals										L	23-34
09/16	at Redskins										W	21-9
09/23	at Eagles										L	16-20
09/30	Texans										L	34-37+
10/04	at Patriots										L	24-38
10/14	at Jets										L	34-42
10/21	Bills										W	37-5
10/28	at Raiders										W	42-28
11/11	Jaguars										W	29-26
11/18	Titans										W	38-10
11/25	Dolphins										W	27-24
12/02	at Jaguars										L	0-6
12/09	at Texans										W	24-21
12/16	Cowboys										W	23-0
12/23	Giants										W	28-27
12/30	at Titans										W	33-17
2018 TOTALS		0-0	0	0	0	0	0	0	0	0	0	10-6

+ - Overtime

2018 GAME-BY-GAME POSTSEASON STATISTICS (COLTS)

DATE	OPPONENT	P/S	RECEIVING			ATT	RUSHING			TD	W/L	SCORE
			NO	YDS	LG		TD	YDS	LG			
01/05	at Texans										W	21-7
01/12	at Chiefs										L	13-31
2018 TOTALS		0-0	0	0	0	0	0	0	0	0	0	1-1



@STEVE.ISHMAEL

38 ISAIAH JOHNSON

SAFETY



6-1 • 210

NFL EXP: 3 (1st Year with Colts)

BORN: 5/16/92

GT GEORGIA
TECH



Johnson was originally signed by the Colts to a reserve/future contract on January 13, 2019.

DOWN THE STRETCH

What is on your bucket list: I want to do standup comedy again and skydive. I also want to be a waiter for a day and be an Uber driver for a day.

Do you have any pets: I have a dog named RaRa.

Do you have any nicknames: Zay, Cash

Who is your favorite artist: Masego

What is your favorite type of food: Pasta

What is your favorite vacation spot: Malibu

What is your favorite TV show: "Rick and Morty"

What is your favorite movie: "Bad Boys II"

What is the best advice you've ever gotten: Play football as long as you can.

What is one thing you can't live without: My car

Hobbies outside of football: I like public speaking at open mics, going to talk at schools and sharing my journey. I also like to read.

Who were your favorite athletes growing up: Deion Sanders

Who is your mentor: My godfather off the field and then Glover Quin on the field.

Did you have a "Welcome to the NFL" moment: I was on the field warming up and we were playing the Broncos. I heard the *Monday Night Football* theme music and I was like, "Wow, I'm in the NFL."

Pregame ritual: I look in the mirror and just talk to myself.



NFL HIGHLIGHTS

- In four seasons with the Lions and Rams, appeared in 12 games and totaled five tackles (one solo).
- In 2018 with the Rams, he appeared in two games and registered one registered one special teams tackle
- In 2017, he played in one game and had five tackles (one solo) and one special teams tackle. Also played in one postseason game and did not record any stats. Spent the majority of the season on the practice squad.
- During the 2016 season, appeared in three games and had one special teams tackle. Spent the majority of the season on the Rams practice squad.
- In 2015 with the Detroit, he played in six games and totaled one special teams tackle. Spent most of the season on the practice squad before being promoted to the active roster on November 14.

COLLEGE HIGHLIGHTS

- Started 52 games at Georgia Tech and totaled 283 tackles (180 solo), 3.0 sacks, six interceptions, 10 passes defended, four forced fumbles and seven fumble recoveries.
- As a senior, he started 13 games and accumulated 72 tackles (51 solo), one interception, five passes defended, two forced fumbles and two fumble recoveries. He received the Team Defensive Effort Award.
- Redshirted during the 2013 season.
- In 2012, started 13 games and registered 87 tackles (53 solo), 1.0 sack, one interception, one pass defended, one forced fumble and one fumble recovery.
- As a sophomore, he started 13 games and had 78 tackles (48 solo), 1.0 sack, three interceptions, three passes defended and two fumble recoveries.
- In 2010, he started 13 games and had 46 tackles (28 solo), 1.0 sack, one interception, one pass defended, one forced fumble and two fumble recoveries. He was named Freshman All-America Honorable Mention and earned All-ACC third-team honors.

PERSONAL

- Attended Sandy Creek High School in Tyrone, Ga.
- In 2009, he was named all-state, all-region and all-county after breaking the school record in career and single-season interceptions.
- Helped lead Sandy Creek to a football state championship in 2009.
- As a junior, he recorded 53 tackles and 7.0 sacks.
- A native of Columbus, Ohio.

ADDITIONAL TRANSACTIONS

- Signed by the Colts to a reserve/future contract on January 13, 2019.
- Waived by the Los Angeles Rams on September 19, 2018.
- Signed by the Rams on September 7, 2018.
- Waived by the Los Angeles Rams on September 5, 2018.
- Promoted to the Rams active roster from the practice squad on December 13, 2017.
- Signed to the Los Angeles Rams practice squad on November 9, 2017.
- Waived by the Rams on November 7, 2017.
- Promoted to the Los Angeles Rams active roster from the practice squad on November 3, 2017.
- Signed to the Rams practice squad on September 3, 2017.
- Waived by the Los Angeles Rams on September 2, 2017.
- Promoted to the Rams active roster on December 20, 2016.
- Signed to the Los Angeles Rams practice squad on October 1, 2016.
- Waived by the Rams on September 28, 2016.
- Promoted to the Los Angeles Rams active roster from the practice squad on September 24, 2016.
- Signed to the Rams practice squad on September 5, 2016.
- Waived by the Detroit Lions on September 3, 2016.
- Promoted to the Detroit active roster from the practice squad on November 14, 2015.
- Signed to the Lions practice squad on September 6, 2015.
- Waived by Detroit on September 5, 2015.
- Signed by the Lions as an undrafted free agent on May 7, 2015.

16 MARCUS JOHNSON

WIDE RECEIVER



6-1 • 207

NFL EXP: 3 (2nd Year with Colts)

BORN: 8/5/94



TEXAS



Johnson was acquired by the Colts in a trade with the Seattle Seahawks on September 1, 2018.

DOWN THE STRETCH

Pregame ritual: I listen to music and try and get into that zone and mode to visualize what you are going to do for that game. Then I call my agent and pray with him.

Bucket list: I would love to make a hip hop album. I want to travel the world and go to Japan.

Pets: I have a dog named Prince. I plan on getting another one too.

Pet peeve: When people smack when they eat.

Favorite artist: Growing up it was 50 Cent, Rick Ross, T.I. and Lil Wayne. Now Little Baby Gunner. There is a lot.

Favorite TV show: "Walking Dead"

Mentors: My head coach in high school, Clint Hartman. We still talk to this day. My dad was a huge influence on me too.

Strangest thing you enjoy eating: Alligator

GRINDING THROUGH ADVERSITY

Going into his senior season, Johnson was ready to leave his mark and propel himself to draft boards. "Your senior year is the year that you need to capitalize." He tore his meniscus the spring before, but was able to come back and play in the first game. Then, a high-ankle sprain happened and it lingered all season. "It was a bad season to be honest." But he was still motivated to play in the league even though people around him said it wasn't worth it. "To be honest, a lot of people encouraged me not to do it. They told me to focus on school and participate in the Pro Day, but other than that you just need to focus on your degree. That wasn't a problem at all, but you have to be your own man and do your own thing." He went undrafted and is now in his third year in the league. "To me, it's always about believing in myself and pressing forward."



16 MARCUS JOHNSON

WIDE RECEIVER



NFL HIGHLIGHTS

- In three seasons with the Colts and Eagles, he has appeared in 15 games and totaled 11 receptions for 147 yards and a touchdown. He also has one rushing attempt.
- In 2018, appeared in five games and totaled six receptions for 102 yards and a touchdown. Also has one rushing attempt. In Week 6, he recorded his first career touchdown on a 34-yard reception and had a single game career-high in receiving yards (52). Was placed on Injured Reserve on 10/16.
- In 2017, he appeared in 10 games and had five receptions for 45 yards.
- He spent most of the year on the Eagles practice squad in 2016 and did not appear in a game.

ADDITIONAL TRANSACTIONS

- Acquired by the Seahawks in a trade with the Philadelphia Eagles for Michael Bennett, a fifth round pick and a seventh round pick on March 14, 2018.
- Signed by the Eagles to a reserve/future contract on January 2, 2017.
- Signed to the Philadelphia practice squad on December 2, 2016.
- Released from the Eagles practice squad on September 13, 2016.
- Signed to the Philadelphia practice squad on September 5, 2016.
- Waived by the Eagles on September 3, 2016.
- Signed by Philadelphia as an undrafted free agent on May 5, 2016.

COLLEGE HIGHLIGHTS

- Appeared in 42 games (18 starts) at Texas and accumulated 61 receptions for 793 yards and four touchdowns.
- As a senior, played in 10 games (seven starts) and totaled 12 receptions for 130 yards and one touchdown.
- In 2014, he appeared in 13 games (seven starts) and had 27 receptions for 313 yards and one touchdown. He also added 10 kickoff returns for 191 yards.
- As a sophomore, he played in 11 games (four starts) and had 22 receptions for 350 yards and two touchdowns. His 15.9 yards per reception was a team-high. He also tallied seven kickoff returns for 144 yards and two rushes for 19 yards.
- In 2012, appeared in eight games and didn't record any offensive stats. He played mostly on special teams.

MARCUS JOHNSON - NFL REGULAR SEASON STATISTICS

DATE	TEAM	GP	GS	RECEIVING			TD	RUSHING			
				NO.	YDS	AVG		LG	NO.	YDS	AVG.
2016	Eagles	0	0	0	0	0.0	0	0	0.0	0	0
2017	Eagles	10	0	5	45	9.0	16	0	0.0	0	0
2018	Colts	5	0	6	102	17.0	34	1	-2	-2.0	-2
TOTALS		15	0	11	147	13.4	34	1	-2	-2.0	0

MARCUS JOHNSON - NFL POSTSEASON STATISTICS

DATE	TEAM	GP	GS	RECEIVING			TD	RUSHING			
				NO.	YDS	AVG		LG	NO.	YDS	AVG.
2017	Eagles	0	0	0	0	0.0	0	0	0.0	0	0
2018	Colts	0	0	0	0	0.0	0	0	0.0	0	0
TOTALS		0	0	0	0	0.0	0	0	0.0	0	0

16 MARCUS JOHNSON

WIDE RECEIVER



MARCUS JOHNSON - NFL REGULAR SEASON STATISTICS

DATE TEAM	RET.	KICKOFF RETURNS				PUNT RETURNS					
		YDS.	AVG.	LG	TD	NO.	FC	YDS	AVG	LG	TD
2016 Eagles	0	0	0.0	0	0	0	0	0	0.0	0	0
2017 Eagles	0	0	0.0	0	0	0	0	0	0.0	0	0
2018 Colts	1	23	23.0	23	0	0	0	0	0.0	0	0
TOTALS	1	23	23.0	23	0	0	0	0	0.0	0	0

MARCUS JOHNSON - NFL POSTSEASON STATISTICS

DATE TEAM	RET.	KICKOFF RETURNS				PUNT RETURNS					
		YDS.	AVG.	LG	TD	NO.	FC	YDS	AVG	LG	TD
2017 Eagles	0	0	0.0	0	0	0	0	0	0.0	0	0
2018 Colts	0	0	0.0	0	0	0	0	0	0.0	0	0
TOTALS	0	0	0.0	0	0	0	0	0	0.0	0	0

SINGLE-GAME HIGHS: RUSHING/RECEIVING

Rush Attempts	1 at Philadelphia Eagles, Sep 23, 2018	Kickoff Returns	1 at New York Jets, Oct 14, 2018
Receptions	3 vs. Dallas Cowboys, Dec 31, 2017 2 at New York Jets, Oct 14, 2018 ...2 more at 2.	Kickoff Return Yards	23 at New York Jets, Oct 14, 2018
Receiving Yards	52 at New York Jets, Oct 14, 2018 26 at New England Patriots, Oct 04, 2018 24 vs. Houston Texans, Sep 30, 2018	Longest Kickoff Return	23 at New York Jets, Oct 14, 2018
Longest Receptions	34 at New York Jets, Oct 14, 2018 18 at New York Jets, Oct 14, 2018 17 at New England Patriots, Oct 04, 2018	Special Teams Tackles	1 at Philadelphia Eagles, Sep 23, 2018
Receiving TDs	1 at New York Jets, Oct 14, 2018	Most TDs	1 at New York Jets, Oct 14, 2018
All-purpose yards	75 at New York Jets, Oct 14, 2018 26 at New England Patriots, Oct 04, 2018 24 vs. Houston Texans, Sep 30, 2018		

2016 GAME-BY-GAME REGULAR SEASON STATISTICS (EAGLES)

DATE OPPONENT	P/S	RECEIVING				ATT	RUSHING			TD	W/L	SCORE
		NO	YDS	LG	TD		YDS	LG				
09/11 Browns											W	29-10
09/19 at Bears											W	29-14
09/25 Steelers											W	34-3
10/23 Vikings											W	21-10
10/30 at Cowboys											L	23-29+
11/06 at Giants											L	23-28
11/13 Falcons											W	24-15
11/20 at Seahawks											L	15-26
11/28 Packers											L	13-27
12/04 at Bengals											L	14-32
12/18 at Ravens											L	26-27
01/01 Cowboys											W	27-13
2016 TOTALS	0-0	0	0	0	0	0	0	0	0	0	0	6-6

+ - Overtime

6

CHAD KELLY
QUARTERBACK



6-2 • 216

NFL EXP: 2 (1st Year with Colts)

BORN: 3/26/94

Ole Miss **MISSISSIPPI**



Kelly was signed by the Colts as a free agent on May 20, 2019.

DOWN THE STRETCH

What is on your bucket list: Bringing an NBA team to Buffalo.

Do you have any nicknames: The Kidd

Who is your favorite artist: Rich Rocka

Do you have any hidden talents: I am pretty good at lacrosse.

What is one thing you can't live without: Music

Hobbies outside of football: Being with family, buying clothes

Who was your favorite athlete growing up: Peyton Manning

What is your favorite movie: "Independence Day"

What is your pregame ritual: I participate in warmups with lightly tied cleats. Sometimes I don't tie them at all.

What is your favorite vacation spot: San Diego

What is the best advice you have gotten: It's not how you start, but how you finish.

What was your 'Welcome to the NFL' moment: It was my first-ever play in a regular season game. I came in to kneel the ball to end the half and Aaron Donald came up to me and said some nice things to me.

Who is your mentor: My high school coach, Dennis Gilbert.

What is your favorite food: La Nova pizza



A FAMILIAR FACE

Kelly has been playing quarterback for most of his life, trying to emulate the career of his uncle. Jim Kelly played for the Bills from 1986-96 and is in the Pro Football Hall of Fame. Jim's backup from 1986-94 was none other than Frank Reich. Kelly and Reich still stay in touch and Kelly even came out to the Colts win against the Buffalo Bills during the 2018 season.



NFL HIGHLIGHTS

- He appeared in one game in 2018 and did not record any stats with Denver.
- In 2017, he spent the season on the NFL/Injured Reserve list with the Broncos.

COLLEGE HIGHLIGHTS

- Appeared in 39 games (34 starts) between his time at Clemson (2012-13), East Mississippi Junior College (2014) and Mississippi (2015-16) and went 816-of-1,256 for 10,763 yards and 97 touchdowns. He also added 1,395 yards rushing on 263 attempts with 20 touchdowns.
- In 2016 at Mississippi, he earned Second Team All-SEC after he started nine games and completed 205-of-328 passes for 2,758 yards and 19 touchdowns. Also added 81 rushes for 332 yards and five touchdowns.
- In his first season at Mississippi, he earned Second Team All-SEC recognition after he started 13 games and completed 298-of-458 passes for 4,042 yards and 31 touchdowns. He helped set Ole Miss single-season records for total offense (4,542 yards), completions (303), completion percentage (65.1), passing yards (4,042) and passing touchdowns (31). He was named a Manning Award finalist.
- In his lone season at East Mississippi Junior College, he led his team to a 12-0 record and the NJCAA National Championship after starting 12 games and completing 303-of-453 passes for 3,906 yards and 47 touchdowns as well as 59 rushes for 446 yards and four touchdowns. Also earned NJCAA First Team All-America honors.
- At Clemson in 2013, he appeared in five games and completed 10-of-17 passes for 57 yards and added 16 rushes for 117 yards and one touchdown.
- He redshirted the 2012 season as a true freshman.

PERSONAL

- Attended St. Joseph's Collegiate Institute in Buffalo, N.Y.
- As a senior, he passed for 3,050 yards and 27 touchdowns and also rushed for 991 yards and 14 touchdowns.
- As a junior, he led his team to the state championship game and passed for 2,159 yards and 24 touchdowns while also adding 1,059 rushing yards and 15 rushing touchdowns.
- Also played basketball and lacrosse.
- Majored in general studies.
- Named to the SEC Academic Honor Roll in 2015-16.

ADDITIONAL TRANSACTIONS

- Waived by the Denver Broncos on October 24, 2018.
- Selected by the Broncos in the seventh round (253rd overall) of the 2017 NFL Draft.

78 RYAN KELLY CENTER



6-4 • 307

NFL EXP: 4 (4th Year with Colts)

BORN: 5/30/93



ALABAMA



Kelly was selected by the Colts in the first round (18th overall) of the 2016 NFL Draft.

DOWN THE STRETCH

Favorite team and/or athlete outside of football: Cincinnati Reds and Nashville Predators

Favorite musician and/or song: George Strait - "Clear Blue Sky"

Hobbies outside of football: Golfing, fishing and hunting.

Favorite food: Steak

Favorite vacation spot: Siesta Key, Fla.

If you could have lunch with someone, living or dead, who would it be: Johnny Cash

Favorite movie: "The Patriot"

What's the one thing you couldn't live without: Relationships with my friends and family.

What is your pregame ritual: I get to the stadium a little early. I drink a 20-ounce coffee. Kind of relax a little bit, and then I start getting treatment. I'll listen to music until about five minutes before.

What's on your bucket list: I always wanted to go to Ireland. One of my uncles actually went over there and met some of our distant cousins through Ancestry.com. I always wanted to do that. And then, honestly, I eventually just want to have a farm with a pond and do whatever I want.

What was your "welcome to the NFL" moment: My rookie year, preseason, I was blocking the Eagles front seven. I was trying to block Fletcher Cox and all these big name dudes, and I was kind of holding my own. Then you kind of learn how more relaxed preseason is than the actual season, but that was a cool moment for me playing against a lot of guys that I've been watching since I was a kid.

Who was your mentor: Bob Odum was my offensive line coach in high school. He ultimately made me move from guard to center, so I have a lot to thank him for. He taught me how to lift weights, how to play with strength and how to play bigger than what you actually are.

What is the best piece of advice you have received: "What you do speaks so loudly that I can't hear what you say." And that's from Nick Saban. He uses that all the time. I love that piece.

@RYAN_KELLY70

@RYANKELLY70

78 RYAN KELLY CENTER



In 2016, Ryan Kelly became the first center selected by Indianapolis in the first round of any NFL Draft. He was 1-of-11 rookies in the NFL to start all 16 games and was 1-of-2 rookie centers to start every contest. Kelly joined Steve McKinney (1998, LG), Tarik Glenn (1997, RG), Adam Meadows (1997, LT) and Ron Solt (1984, RG) as the only Colts offensive linemen to start all 16 games as a rookie. He is also the only Colts center to start all 16 games as a rookie in team history.



NFL HIGHLIGHTS

- In three seasons with the Colts, has started all 35 games he has played in at center.
- Started 12 games in 2018 and was part of an offensive line that ranked first in the NFL in fewest sacks allowed. He helped protect Andrew Luck during a 464-yard, four touchdown performance in Week 4. In Weeks 7 and 8, he started both games and helped the Colts rush for over 200 yards in back-to-back games, which was the first time in the same season since 1985. Was part of an offensive line that didn't allow a sack in five straight games, which tied the New York Giants (2010) and Tennessee Titans (2008) for the third-longest streak since 1982. Started two postseason games and helped the Colts rush for a postseason franchise-record 200 yards during AFC Wild Card weekend.
- In 2017, started seven games he competed in at center and was inactive for another nine contests. Blocked for a Colts offense that averaged 284.6 yards per game as Jacoby Brissett threw for 3,098 yards and 13 touchdowns. Placed on Injured Reserve on December 18.
- Started all 16 games at center in his rookie season and blocked for a Colts offense that ranked tied for fifth in the NFL in passing yards per game (262.6), seventh in points scored (397) and 10th in yards per game (364.4). Opened rushing lanes for running back Frank Gore who logged the team's first 1,000-yard rushing season since 2007.

THREE-TIME NATIONAL CHAMPION

2015

With Alabama from 2011-15, Kelly was part of three Crimson Tide national championships. Kelly won BCS Championships as a redshirt freshman in 2011 and again the following season where he competed in 10 games. Kelly and Alabama were College Football Playoff National Champions in 2015 concluding his career with the Crimson Tide.

CONCERNS OF POLICE SURVIVORS

Ryan was raised in a police family. His father, Dave, served on the force for nearly 30 years. "I grew up in that community, met a lot of great people in that community and also have seen the struggle," Kelly said. "It's the toughest job that you could have right now." This first-hand experience inspired Ryan to get involved with the Concerns of Police Survivors organization. He promoted the group through the NFL's My Cause My Cleats initiative in 2017 and 2018 and was a guest speaker at the Indiana chapter's 2018 banquet. "Any time they can get good exposure in the media, I think that helps them out a lot. For those men and women who have laid their lives on the line, I just want to give back for them."

FOOTBALL IN THE FAMILY

Ryan's brother, Mike, attended the Naval Academy and competed as a linebacker on the football team. Following the 2016 season, he became a commissioned Second Lieutenant in the United States Marine Corps.



NFL HIGHLIGHTS CONT...

- Was 1-of-11 rookies in the NFL to start all 16 games, 1-of-5 rookie offensive linemen to start all 16 and 1-of-2 rookie centers to start all 16.
- Joined Steve McKinney (1998, LG), Tarik Glenn (1997, RG), Adam Meadows (1997, LT) and Ron Solt (1984, RG) as the only Colts offensive linemen to start all 16 games as a rookie. He is also the only Colts center to start all 16 games as a rookie.



@RYAN_KELLY70



@RYANKELLY70

78 RYAN KELLY CENTER



COLLEGE HIGHLIGHTS

- Played in 46 games (36 starts) at the University of Alabama where he was a three-year starter at center and helped lead the Crimson Tide to the 2015 National Championship.
- Did not allow a sack during his final two seasons while missing just 15 assignments on 1,818 snaps during that span.
- Was named the Rimington Trophy Award winner, given annually to the nation's top center, following his senior season.
- As a senior team captain, started all 15 games for the National Champion Crimson Tide.
- Was a consensus First Team All-America selection earning first-team honors from Walter Camp, *USA Today*, *Sporting News*, FWAA and the AFCA.
- Named Second Team Associated Press All-America and was named to the All-SEC first-team by conference coaches and the AP.
- Received the Jacobs Blocking Trophy, which is given to the conference's top lineman.
- Named SEC Scholar Athlete of the Year.
- Was named a semifinalist for the Outland Trophy, which is given to the nation's top interior lineman and a semifinalist for the Campbell Award.
- Started 12 games as a junior including the SEC Championship and College Football Playoff games on an offensive line that allowed just 16.0 sacks on the year ranking second in the conference and 14th nationally.
- Started nine games in 2013 and was part of an offensive line that ranked 23rd nationally and fourth in the SEC for fewest sacks allowed per game (1.31). Blocked for 205.6 rushing yards per game (25th-most nationally) and 454.1 total yards per game (33rd-most nationally) that ranked as the second-most in a single season in Crimson Tide history.
- Saw action in 10 games coming off the bench as a redshirt freshman.
- Named to the SEC All-Freshman team.
- Redshirted as a true freshman in 2011.

PERSONAL

- Attended Lakota West High School in West Chester, Ohio where he was named an Under Armour All-America choice and was rated the No. 2 center by *Scout.com*, the No. 4 center by ESPN and the No. 6 center by *Rivals.com*.
- As a senior, was named a Third Team Division 1 All-Ohio selection.
- Was an all-conference and all-city first-team choice as a junior in 2009.
- Visted Kokomo, Ind. following tornadoes that hit the area in 2016, met with locals and helped load donated food working with the Red Cross.
- Distributed backpacks full of books to foster children as part of the Colts Books for Youth event.
- Sang carols and distributed gifts to patients at Riley Hospital during the holidays.
- Earned his bachelor's in business management and his master's degree in marketing from Alabama.
- A native of West Chester, Ohio.

RYAN KELLY - NFL REGULAR SEASON STATISTICS

DATE TEAM GP GS

2016 Colts 16 16

2017 Colts 7 7

2018 Colts 12 12

TOTALS 35 35

RYAN KELLY - NFL POSTSEASON STATISTICS

DATE TEAM GP GS

2018 Colts 2 2

TOTALS 2 2



@RYAN_KELLY70



@RYANKELLY70



2016 GAME-BY-GAME REGULAR SEASON STATISTICS (COLTS)

DATE	OPPONENT	P/S	W/L	SCORE
09/11	Lions	S	L	35-39
09/18	at Broncos	S	L	20-34
09/25	Chargers	S	W	26-22
10/02	at Jaguars	S	L	27-30
10/09	Bears	S	W	29-23
10/16	at Texans	S	L	23-26+
10/23	at Titans	S	W	34-26
10/30	Chiefs	S	L	14-30
11/06	at Packers	S	W	31-26
11/20	Titans	S	W	24-17
11/24	Steelers	S	L	7-28
12/05	at Jets	S	W	41-10
12/11	Texans	S	L	17-22
12/18	at Vikings	S	W	34-6
12/24	at Raiders	S	L	25-33
01/01	Jaguars	S	W	24-20
2016 TOTALS	16-16		8-8	

+ - Overtime

2017 GAME-BY-GAME REGULAR SEASON STATISTICS (COLTS)

DATE	OPPONENT	P/S	W/L	SCORE
09/10	at Rams		L	9-46
09/17	Cardinals		L	13-16+
09/24	Browns		W	31-28
10/01	at Seahawks		L	18-46
10/08	49ers	S	W	26-23+
10/16	at Titans	S	L	22-36
10/22	Jaguars	S	L	0-27
10/29	at Bengals	S	L	23-24
11/05	at Texans	S	W	20-14
11/12	Steelers	S	L	17-20
11/26	Titans	S	L	16-20
12/03	at Jaguars		L	10-30
12/10	at Bills		L	7-13+
12/14	Broncos		L	13-25
12/23	at Ravens		L	16-23
12/31	Texans		W	22-13
2017 TOTALS	7-7		4-12	

+ - Overtime

2018 GAME-BY-GAME REGULAR SEASON STATISTICS (COLTS)

DATE	OPPONENT	P/S	W/L	SCORE
09/09	Bengals	S	L	23-34
09/16	at Redskins	S	W	21-9
09/23	at Eagles	S	L	16-20
09/30	Texans	S	L	34-37+
10/04	at Patriots	S	L	24-38
10/14	at Jets	S	L	34-42
10/21	Bills	S	W	37-5
10/28	at Raiders	S	W	42-28
11/11	Jaguars	S	W	29-26
11/18	Titans	S	W	38-10
11/25	Dolphins		W	27-24
12/02	at Jaguars		L	0-6
12/09	at Texans		W	24-21
12/16	Cowboys	S	W	23-0
12/23	Giants	S	W	28-27
12/30	at Titans		W	33-17
2018 TOTALS	12-12		10-6	

+ - Overtime



78 RYAN KELLY CENTER



2018 GAME-BY-GAME POSTSEASON STATISTICS (COLTS)

DATE	OPPONENT	P/S	W/L	SCORE
01/05	at Texans	S	W	21-7
01/12	at Chiefs	S	L	13-31
2018 TOTALS		2-2	1-1	



@RYAN_KELLY70



@RYANKELLY70

36 DERRICK KINDRED

SAFETY



5-10 • 208

NFL EXP: 4 (1st Year with Colts)

BORN: 12/15/96

TCU Texas Christian



Kindred was claimed by the Colts off waivers from Cleveland on April 2, 2019.

FIGHTING THROUGH THE PAIN

Before his senior season at TCU, Kindred broke his collarbone. The trainers said that he could still play without adding to the injury or miss the entire season if he had surgery. He decided to play through the pain. "I felt like the team needed me to step up and be a leader out there, so I took the risk and took the chance of playing through it with it hurt," Kindred told reporters after being drafted. He started all 13 games his senior season and was named a First Team All-Big 12 selection after tallying 87 tackles (57 solo), 3.5 tackles for loss, five passes defended, two interceptions, two forced fumbles and one fumble recovery.



NFL HIGHLIGHTS

- Has totaled 137 tackles (100 solo), 10.0 tackles for loss, two interceptions, 12 passes defended and one forced fumble in three seasons with the Browns.
- In 2018, he competed in 16 games (two starts) and compiled 38 tackles (28 solo), one interception and one forced fumble.
- In 2017, started 10-of-14 games in his second season, finishing with 55 tackles (42 solo), 10.0 tackles for loss, six passes defended and one interception. Placed on Injured Reserve on December 19.
- Played in 12 games (five starts) and recorded 44 tackles (30 solo) and five passes defended during his rookie season. Was placed on Reserve/Non-Football Injury in Week 14.

36 DERRICK KINDRED

SAFETY



COLLEGE HIGHLIGHTS

- Started 30-of-50 games at TCU, compiling 235 tackles (171 solo), 12.0 tackles for loss, 23 passes defended, eight interceptions, three forced fumbles, and four fumble recoveries.
- In his senior season, was named a First Team All-Big 12 selection as he started all 13 games and finished second on the team in tackles with 87 (57 solo). He also recorded 3.5 tackles for loss, five passes defended, two interceptions, two forced fumbles and one fumble recovery.
- Started in all 13 games and was an Honorable Mention All-Big 12 selection. Recorded 80 tackles (63 solo) and set career highs in interceptions (four), passes defended (nine) and tackles for loss (4.5).
- Appeared in all 12 games (three starts) in 2013 and tallied 48 tackles (37 solo), 4.0 tackles for loss, seven passes defended, two interceptions and one fumble recovery.
- In his freshman year, appeared in all 12 games and made one start while recording 20 tackles (14 solo) and two passes defended.

PERSONAL

- Attended Karen Wagner High School in San Antonio, Texas.
- Played both running back and strong safety as a senior in high school rushing for over 1,300 yards and 11 touchdowns on offense and tallied 106 tackles, 8.0 tackles for loss and two interceptions at safety.
- A native of San Antonio, Texas.

ADDITIONAL TRANSACTIONS

- Waived by the Cleveland Browns on April 1, 2019.
- Selected by the Browns in the fourth round (129th overall) in the 2016 NFL Draft.

DERRICK KINDRED - NFL REGULAR SEASON STATISTICS

DATE	TEAM	GP	GS	TK	S	A	TACKLES				INTERCEPTIONS				FUMBLES				ST			MISC															
							TL	YDS	SK	YDS	QBH	NO	YDS	LG	TD	PD	FF	FR	YDS	TK	S	A	FF	FR	S	A											
2016	Browns	12	5	44	30	14	0	0	0.0	0.0	0	0	0	0	0	5	0	0	0	2	2	0	0	0	0	0	0	0	0	0	0	0	0	0	0	0	
2017	Browns	14	10	55	42	13	10	29	0.0	0.0	2	1	30	30	0	6	0	0	0	2	1	1	1	0	0	0	0	0	0	0	0	0	0	0	0	0	0
2018	Browns	16	2	38	28	10	0	0	0.0	0.0	0	1	-2	0	1	1	0	0	7	5	2	0	0	0	0	0	0	0	0	0	0	0	0	0	0	0	0
TOTALS		42	17	137	100	37	10	29	0.0	0.0	2	2	28	30	0	12	1	0	0	11	8	3	0	0	0	0	0	0	0	0	0	0	0	0	0	0	0

SINGLE-GAME HIGHS: DEFENSIVE

Total Tackles 7 vs. Tennessee Titans, Oct 22, 2017
...1 more at 7.

Passes Defended 2 vs. Baltimore Ravens, Dec 17, 2017
...3 more at 2.

Forced Fumbles 1 at Pittsburgh Steelers, Oct 28, 2018

Tackles For Loss 3 at Baltimore Ravens, Sep 17, 2017
2 vs. Minnesota Vikings, Oct 29, 2017
1 vs. Green Bay Packers, Dec 10, 2017
...4 more at 1.

Interceptions 1 at Pittsburgh Steelers, Oct 28, 2018
...1 more at 1.

Interception Return Yards 30 vs. Pittsburgh Steelers, Sep 10, 2017

Special Teams Tackles 1 vs. Cincinnati Bengals, Dec 23, 2018
...10 more at 1.



@DDKJR26



@DDKJR26

53 DARIUS LEONARD

LINEBACKER



6-2 • 230

NFL EXP: 2 (2nd Year with Colts)

BORN: 7/27/95



**SOUTH
CAROLINA
STATE**



Leonard was selected by the Colts in the second round (36th overall) of the 2018 NFL Draft.

DOWN THE STRETCH

Pregame ritual: I warmup the same exact way at the same exact time every game. I do the same drills just to try and get my body going.

What's on your bucket list: I want to be a Pro Bowler, Super Bowl champion and Defensive Player of the Year. Off the field, I want to start my own foundation to give back to my community. I want to start my own Maniac Foundation so that kids in my community back home have somewhere to be besides school.

Favorite TV show: "Law and Order SVU"

Strangest thing you enjoy eating: Fish eyes

THE MANIAC

Leonard is known for his energy both on and off the field. He wanted to go to Clemson, but they never offered him a scholarship. He made sure to make them feel his presence when he had the opportunity to play them in 2016. Although S.C. State lost, Leonard had 19 total tackles. "The next day on campus everybody was calling me maniac so it kind of just went from there." He has embraced the nickname and tries to emulate it every time he steps on the field. "If you see me at 5:30 in the morning at practice you will see why they call me Maniac because I scream at the top of my lungs just having fun and doing crazy stuff."

A STUDENT AND TEACHER OF THE GAME

When Leonard was at S.C. State, he would make trips back home to coach players back at his high school. "We started our season a little later than them so every time I could go home I would and every time I could watch film on their opponents I would. I would give little hints when I saw some things that guys were doing." With his help, his former high school, Lake View High School in South Carolina, won a state title in 2016. He plans to coach when his playing career is over because he enjoys seeing the players succeed. "It was pretty rewarding."



53 DARIUS LEONARD

LINEBACKER



DEFENSIVE ROOKIE OF THE YEAR

Leonard was named the 2018 AP Defensive Rookie of the Year. He is just the third player in team history to win the award, joining Vernon Maxwell (1983) and Duane Bickett (1985). A rookie out of South Carolina State, Leonard became the first non-FBS conference player to win Associated Press Defensive Rookie of the Year honors since Hugh Douglas (Central State) in 1995. He is the first Defensive Rookie of the Year award winner to lead the league in tackles since Luke Kuechly in 2012. Leonard is also the first Defensive Rookie of the Year winner that was drafted outside of the first round since DeMeco Ryans in 2006 (second round, 33rd overall). He became the first player to register at least 125 tackles, 7.0 sacks and four forced fumbles in a single season since Bryan Cox in 1992.



DEFENSIVE ROOKIE OF THE MONTH

Leonard started his NFL career by winning the Defensive Rookie of the Month Award in September after finishing the month ranking first in total tackles (54) and solo tackles (38), third in tackles for loss (7.0) and tied for sixth in sacks (4.0). He ended the month being the only player in the NFL with at least 25 tackles and 4.0 sacks. Since 1994, Leonard's 54 tackles through the first four games are the most by any player in a team's first four games. In Week 2, he was awarded Defensive Player of the Week and Pepsi Rookie of the Week after a 19 tackle (15 solo), 1.0 tackle for loss, 1.0 sack, one pass defended and one forced fumble performance.



A FAMILY MENTOR

Leonard's half-brother, Anthony Waters, was selected in the third round of the 2007 NFL Draft by the San Diego Chargers and also played for the New Orleans Saints. Waters is retired now, but Leonard says he has received plenty of advice from him so far in his career. "He told me to outwork the guy beside me and if I look to my left and right I am doing the wrong thing because I can only control what I can control." Waters also made sure Leonard knew that careers can end quickly. "He just told me to keep my eyes focused and to not take it for granted because it could be over in a split second."



DEFENSIVE PLAYER OF THE MONTH

Leonard was named AFC Defensive Player of the Month for the month of December. It marked the first time that he won the award in his career. Leonard joined Edgerrin James (1999) as the only Colts to win AFC Player of the Month recognition as a rookie. In the month of December, Leonard totaled 49 tackles (34 solo), 3.0 tackles for loss, 1.0 sack, five passes defended and one interception. He was one of just two players in the NFL to tally at least 40 tackles, 3.0 tackles for loss, 1.0 sack and one interception.



NFL HIGHLIGHTS

- In 2018, Leonard started 15 games and led the league with 163 tackles (111 solo), 12.0 tackles for loss, 7.0 sacks, two interceptions, eight passes defended, four forced fumbles and two fumble recoveries. He became the first rookie to lead the league in tackles since Luke Kuechly in 2012. He was named AP First Team All-Pro. Leonard and teammate Quenton Nelson joined Alan Ameche (1955), Milt Davis (1957) and Edgerrin James (1999) as the only Colts rookies to be selected Associated Press First Team All-Pro. Leonard and Nelson also became the first rookie tandem to be named AP First Team All-Pro since Dick Butkus and Gale Sayers (Chicago) did it in 1965. Leonard was also named AP Defensive Rookie of the Year. He was just the third



@DSLEON45



@MR_HIGHFLYER10

53 DARIUS LEONARD

LINEBACKER



NFL HIGHLIGHTS CONT...

player in team history to win the award, joining Vernon Maxwell (1983) and Duane Bickett (1985). Leonard was named the PFWA Defensive Player of the Year and was also selected by the PFWA to their All-AFC and All-Rookie Teams. In Week 1, he started his first NFL game and led the team in tackles with nine (six solo) and had a fumble recovery. He was the first Colts rookie to lead the team in tackles in his first start since Henry Anderson in 2015. In Week 2, he had a team-high 19 tackles (15 solo), 1.0 tackle for loss, 1.0 sack, one pass defended and one forced fumble. His 19 tackles are the most by a Colt since 9/25/11. He was named the AFC Defensive Player of the Week as well as Pepsi Rookie of the Week. In Week 3, he had a team-leading 13 tackles (nine solo), 5.0 tackles for loss, 2.0 sacks and one pass defended. In Week 4, he had a team-high 13 tackles (eight solo), 1.0 tackle for loss and 1.0 sack. In Week 6, he had eight tackles (four solo) and one forced fumble. In Week 7, he had a team-high 17 tackles (12 solo) and a fumble recovery. In Week 8, he was voted Pepsi Rookie of the Week after he led the team in tackles with nine (four solo) and had one forced fumble. In Week 11, he had seven tackles (five solo), 1.0 sack, one interception, one pass defended and one forced fumble. His interception was the first of his career. In Week 12, he led the team in tackles (10) and solo tackles (nine) and also had 1.0 sack and 1.0 tackle for loss. In Week 14, he tied for the team-high in tackles (12) and solo tackles (nine) and had 1.0 sack, 1.0 tackle for loss and one pass defended. In Week 15, he had a team-high 11 tackles (nine solo), 1.0 tackle for loss and two passes defended. In Week 16, he had a team-high nine tackles (eight solo). In Week 17, he was named AFC Defensive Player of the Week after he led the team in tackles (eight) and had two passes defended and an interception. He passed Jeff Herrod (160) for the most tackles in a single season in franchise history. He became the first Colts rookie to win Defensive Player of the Week twice. He joined Marvin Harrison and Edgerrin James as the only rookies to win Player of the Week honors multiple times as a rookie. Started two postseason games and led the team with 27 tackles (15 solo), 1.0 tackle for loss, one forced fumble, one fumble recovery and one pass defended. Leonard's 27 tackles in the postseason are the third-most in a single postseason in team history since 1994. In the AFC Divisional Round, he led the team with 14 tackles (10 solo), 1.0 tackle for loss, one forced fumble and one fumble recovery. Since 1994, Leonard is one of three Colts players (Jerrell Freeman and Gary Brackett) to have 10 tackles and a forced fumble in a playoff game. His 14 tackles in a playoff game is the second most in team history.

COLLEGE HIGHLIGHTS

- Started all 43 games in four seasons (2014-17) as a linebacker at South Carolina State and led the team in tackles in three seasons (2014, 2016-17).
- Set the all-time school record with 394 tackles (274 solo). Also tallied 53.0 tackles for loss, 21.5 sacks, six interceptions, eight forced fumbles, three fumble recoveries and two blocked kicks.
- Earned First Team All-Mid-Eastern Athletic Conference (MEAC) honors in three consecutive seasons (2015-17).
- Named the MEAC Defensive Player of the Year in back-to-back seasons (2016-17).
- As a senior in 2017, started all 10 games and was named the MEAC Defensive Player of the Year for the second straight year. Recorded a team-high 113 tackles (73 solo), 11.5 tackles for loss, 8.0 sacks, two interceptions and one forced fumble.
- Started all 11 games in 2016 and was named the MEAC Defensive Player of the Year. Tallied a team-high 124 tackles (78 solo), 14.5 tackles for loss, 3.5 sacks, two interceptions, four forced fumbles and two blocked kicks.
- Started all 11 games at linebacker in 2015 and earned First Team All-MEAC honors for the first time in his career. Totaled 70 tackles (50 solo), 13.5 tackles for loss, 5.0 sacks, two interceptions, one forced fumble and one fumble recovery.
- In 2014, started every game (11) as a redshirt freshman and led the team with 87 tackles (73 solo), earning him the MEAC Freshman of the Year award. Also finished with 13.5 tackles for loss, 5.0 sacks, two forced fumbles and two fumble recoveries.

PERSONAL

- Attended Lake View (S.C.) High School.
- Leonard's brother, Anthony Waters, played linebacker at Clemson.
- Was honored by his hometown Lake View, S.C. on March 16, 2019, which was declared Darius Leonard Day as he was given the key to the city.
- Hosted a free football camp and bike giveaway in his hometown in 2018.



@DSLEON45



@MR_HIGHFLYER10

53 DARIUS LEONARD

LINEBACKER



DARIUS LEONARD - NFL REGULAR SEASON STATISTICS

DATE	TEAM	GP	GS	TACKLES							INTERCEPTIONS				FUMBLES				ST				MISC			
				TK	S	A	TFL	YDS	SK	YDS	QBH	NO	YDS	LG	TD	PD	FF	FR	YDS	TK	S	A	FF	FR	S	A
2018	Colts	15	15	163	111	52	12	53	7.0	48.0	8	2	38	28	0	8	4	2	0	0	0	0	0	0	0	0
TOTALS	15	15	163	111	52	12	53	7.0	48.0	8	2	38	28	0	8	4	2	0	0	0	0	0	0	0	0	

DARIUS LEONARD - NFL POSTSEASON STATISTICS

DATE	TEAM	GP	GS	TACKLES							INTERCEPTIONS				FUMBLES				ST				MISC		
				TK	S	A	TFL	YDS	SK	YDS	QBH	NO	YDS	LG	TD	PD	FF	FR	YDS	TK	S	A	FF	FR	S
2018	Colts	2	2	27	15	12	1	5	0.0	0.0	0	0	0	0	0	1	1	1	0	0	0	0	0	0	0
TOTALS	2	2	27	15	12	1	5	0.0	0.0	0	0	0	0	0	1	1	1	0	0	0	0	0	0	0	

SINGLE-GAME HIGHS: DEFENSIVE

Total Tackles	19 at Washington Redskins, Sep 16, 2018 17 vs. Buffalo Bills, Oct 21, 2018 13 vs. Houston Texans, Sep 30, 2018 ...1 more at 13.	Fumble Recoveries	1 vs. Buffalo Bills, Oct 21, 2018 ...1 more at 1.
Sacks	2.0 at Philadelphia Eagles, Sep 23, 2018 1.0 at Houston Texans, Dec 09, 2018 ...4 more at 1.0.	Tackles For Loss	5 at Philadelphia Eagles, Sep 23, 2018 1 vs. Dallas Cowboys, Dec 16, 2018 ...6 more at 1.
Passes Defensed	2 at Tennessee Titans, Dec 30, 2018 ...1 more at 2.	Interceptions	1 at Tennessee Titans, Dec 30, 2018 ...1 more at 1.
Forced Fumbles	1 vs. Tennessee Titans, Nov 18, 2018 ...3 more at 1.	Interception Return Yards	28 at Tennessee Titans, Dec 30, 2018 10 vs. Tennessee Titans, Nov 18, 2018

SINGLE-GAME HIGHS - POSTSEASON: DEFENSIVE

Total Tackles	14 at Kansas City Chiefs, Jan 12, 2019 13 at Houston Texans, Jan 05, 2019	Fumble Recoveries	1 at Kansas City Chiefs, Jan 12, 2019
Passes Defensed	1 at Houston Texans, Jan 05, 2019	Tackles For Loss	1 at Kansas City Chiefs, Jan 12, 2019
Forced Fumbles	1 at Kansas City Chiefs, Jan 12, 2019		

2018 GAME-BY-GAME REGULAR SEASON STATISTICS (COLTS)

DATE	OPPONENT	TK	S	A	TACKLES							INTERCEPTIONS				FUMBLES				ST				MISC		SCORE			
					TFL	YDS	SK	YDS	QBH	NO	YDS	LG	TD	PD	FF	FR	YDS	TK	S	A	FF	FR	S	A	W/L				
09/09	Bengals	S	9	6	3	0.0	0.0	0	0	0	0	0	0	0	0	0	1	0	0	0	0	0	0	0	0	0	0	L	23-34
09/16	at Redskins	S	19	15	4	1.0	10.0	1	10	1	0	0	0	0	1	1	0	0	0	0	0	0	0	0	0	0	0	W	21-9
09/23	at Eagles	S	13	9	4	2.0	19.0	5	26	2	0	0	0	0	1	0	0	0	0	0	0	0	0	0	0	0	L	16-20	
09/30	Texans	S	13	8	5	1.0	5.0	1	5	1	0	0	0	0	0	0	0	0	0	0	0	0	0	0	0	0	L	34-37+	
10/04	at Patriots																										L	24-38	
10/14	at Jets	S	8	4	4	0.0	0.0	0	0	0	0	0	0	0	0	1	0	0	0	0	0	0	0	0	0	0	L	34-42	
10/21	Bills	S	17	12	5	0.0	0.0	0	0	0	0	0	0	0	0	1	0	0	0	0	0	0	0	0	0	0	W	37-5	
10/28	at Raiders	S	9	4	5	0.0	0.0	0	0	1	0	0	0	0	0	1	0	0	0	0	0	0	0	0	0	0	W	42-28	
11/11	Jaguars	S	9	5	4	0.0	0.0	1	0	0	0	0	0	0	0	0	0	0	0	0	0	0	0	0	0	0	W	29-26	
11/18	Titans	S	7	5	2	1.0	2.0	0	0	1	1	10	10	0	1	1	0	0	0	0	0	0	0	0	0	0	W	38-10	
11/25	Dolphins	S	10	9	1	1.0	3.0	1	3	1	0	0	0	0	0	0	0	0	0	0	0	0	0	0	0	0	W	27-24	
12/02	at Jaguars	S	9	4	5	0.0	0.0	1	0	0	0	0	0	0	0	0	0	0	0	0	0	0	0	0	0	0	L	0-6	
12/09	at Texans	S	12	9	3	1.0	9.0	1	9	1	0	0	0	0	1	0	0	0	0	0	0	0	0	0	0	0	W	24-21	
12/16	Cowboys	S	11	9	2	0.0	0.0	1	0	0	0	0	0	0	2	0	0	0	0	0	0	0	0	0	0	0	W	23-0	
12/23	Giants	S	9	8	1	0.0	0.0	0	0	0	0	0	0	0	0	0	0	0	0	0	0	0	0	0	0	0	W	28-27	
12/30	at Titans	S	8	4	4	0.0	0.0	0	0	0	1	28	28	0	2	0	0	0	0	0	0	0	0	0	0	0	W	33-17	
2018 TOTALS	15-15	163	111	52	7.0	48.0	12	53	8	2	38	28	0	8	4	2	0	0	0	0	0	0	0	0	0	0	0	10	6

-- Overtime

2018 GAME-BY-GAME POSTSEASON STATISTICS (COLTS)

DATE	OPPONENT	TK	S	A	TACKLES							INTERCEPTIONS				FUMBLES				ST				MISC		SCORE			
					TFL	YDS	SK	YDS	QBH	NO	YDS	LG	TD	PD	FF	FR	YDS	TK	S	A	FF	FR	S	A	W/L				
01/05	at Texans	S	13	5	8	0.0	0.0	0	0	0	0	0	0	0	1	0	0	0	0	0	0	0	0	0	0	0	0	W	21-7
01/12	at Chiefs	S	14	10	4	0.0	0.0	1	5	0	0	0	0	0	0	1	1	0	0	0	0	0	0	0	0	0	0	L	13-31
2018 TOTALS	2-2	27	15	12	0.0	0.0	1	5	0	0	0	0	0	1	1	1	0	0	0	0	0	0	0	0	0	0	0	1	-1



@DSLEON45



@MR_HIGHFLYER10

94 TYQUAN LEWIS

DEFENSIVE END/DEFENSIVE TACKLE



6-3 • 277

NFL EXP: 2 (2nd Year with Colts)

BORN: 1/30/95



OHIO STATE



Lewis was selected by the Colts in the second round (64th overall) of the 2018 NFL Draft.

DOWN THE STRETCH

Pregame ritual: I like to put on some nice calm music. I listen to the The Weeknd a lot.

What's on your bucket list: As a kid, I always wanted to swim with a killer whale.

Pets: I have a Rottweiler named Apollo.

Hidden talents: I can dunk really well.

Who is your inspiration: My great grandmother and my mom.

Favorite movie: "Cinderella Man"

Three people you would invite to dinner: Will Smith, my great grandmother and my grandpa.

Strangest thing you have ever eaten: Calamari

A FAMILY MAN

Lewis was the male leader in his household growing up. His father wasn't around and Lewis took on the responsibility of being a role model to his three younger brothers. He would always go to their games when he could and offer advice to them. When he left home to go to Ohio State, his family adapted and still managed to stay close. He decided to host his draft party back home in Pinetops, N.C. with friends and family. After he got the call from the Colts, he even made sure to FaceTime his brother to make sure he was included in the family photo celebrating the occasion.



@PRIMETIME_LEWIS



@PRIMETIME_LEWIS

94 TYQUAN LEWIS

DEFENSIVE END/DEFENSIVE TACKLE



NFL HIGHLIGHTS

- In 2018, he played in eight games (six starts) and had 13 tackles (nine solo), 3.0 tackles for loss, 2.0 sacks and one pass defended. In Week 15, he had four tackles (three solo), 2.0 tackles for loss and 2.0 sacks.

COLLEGE HIGHLIGHTS

- Played in 53 games (36 starts) in four seasons (2014-17) as a defensive lineman at Ohio State.
- Helped the Buckeyes win six different championships: the 2014 College Football Playoff (CFP) National Championship, a 2014 Sugar Bowl title, a 2015 Fiesta Bowl title, a 2017 Cotton Bowl title and Big Ten championships in 2014 and 2017.
- The two-time team captain finished his career with 112 tackles (63 solo), 36.5 tackles for loss, 23.5 sacks, five passes defended and five forced fumbles.
- In 2016, was named the Smith-Brown Defensive Lineman of the Year, awarded to the best defensive lineman in the Big Ten.
- His 23.5 sacks rank fifth all-time in Ohio State history.
- As a senior team captain in 2017, played in all 14 games (10 starts) for the Buckeyes. Tallied 20 tackles (12 solo), 9.5 tackles for loss, 7.0 sacks, two passes defended and two forced fumbles. Garnered First Team All-Big Ten honors from the coaches and media for the second consecutive season.
- In 2016, was named a team captain and started all 13 games for the second consecutive season. Registered 29 tackles (17 solo), 10.5 tackles for loss, 8.0 sacks, two passes defended and three forced fumbles.
- Started all 13 games on the defensive line for Ohio State in 2015. Totaled career-highs in tackles (54) and tackles for loss (14.0) and added 8.0 sacks and one pass defended. Received All-Big Ten honorable mention accolades from the coaches and media.
- Appeared in 13 games in 2014, including the CFP national semifinal vs. Alabama and CFP national championship game against Oregon, and recorded nine tackles (three solo), 2.5 tackles for loss and half a sack.

PERSONAL

- Attended Tarboro (N.C.) High School, where he helped the Vikings win three consecutive North Carolina Class 2A state championships under coach Jeff Craddock.
- Finished his senior season with 13.0 sacks and was named to The Associated Press all-state team.
- Rated as a four-star defensive end prospect (*Rivals.com*, *Scout.com*, *247Sports.com*).
- Graduated from Ohio State in December of 2016 with a degree in sociology.

TYQUAN LEWIS - NFL REGULAR SEASON STATISTICS

DATE	TEAM	GP	GS	TK	S	A	TACKLES				INTERCEPTIONS				FUMBLES				ST				MISC																			
							TRF	YDS	SK	YDS	QBH	NO	YDS	LG	TD	PD	FF	FR	YDS	TK	S	A	FF	FR	S	A																
2018	Colts	8	6	13	9	4	3	18	2.0	16.0	8	0	0	0	0	0	1	0	0	0	0	0	0	0	0	0	0	0	0	0	0	0	0	0	0	0	0	0	0	0	0	0
TOTALS		8	6	13	9	4	3	18	2.0	16.0	8	0	0	0	0	0	1	0	0	0	0	0	0	0	0	0	0	0	0	0	0	0	0	0	0	0	0	0	0	0		

TYQUAN LEWIS - NFL POSTSEASON STATISTICS

DATE	TEAM	GP	GS	TK	S	A	TACKLES				INTERCEPTIONS				FUMBLES				ST				MISC																		
							TRF	YDS	SK	YDS	QBH	NO	YDS	LG	TD	PD	FF	FR	YDS	TK	S	A	FF	FR	S	A															
2018	Colts	0	0	0	0	0	0	0	0.0	0.0	0	0	0	0	0	0	0	0	0	0	0	0	0	0	0	0	0	0	0	0	0	0	0	0	0	0	0	0	0	0	0
TOTALS		0	0	0	0	0	0	0	0.0	0.0	0	0	0	0	0	0	0	0	0	0	0	0	0	0	0	0	0	0	0	0	0	0	0	0	0	0	0	0	0	0	0



@PRIMETIME_LEWIS



@PRIMETIME_LEWIS

94 TYQUAN LEWIS

DEFENSIVE END/DEFENSIVE TACKLE



SINGLE-GAME HIGHS: DEFENSIVE

Total Tackles 4 vs. Dallas Cowboys, Dec 16, 2018
 3 vs. Tennessee Titans, Nov 18, 2018
 ...1 more at 3.

Passes Defensed 1 vs. Jacksonville Jaguars, Nov 11, 2018

Tackles For Loss 2 vs. Dallas Cowboys, Dec 16, 2018
 1 vs. Tennessee Titans, Nov 18, 2018

Sacks 2.0 vs. Dallas Cowboys, Dec 16, 2018

2018 GAME-BY-GAME REGULAR SEASON STATISTICS (COLTS)

DATE OPPONENT	TACKLES								INTERCEPTIONS					FUMBLES			ST					MISC			SCORE			
	TK	S	A	SK	YDS	TFL	YDS	QBH	NO	YDS	LG	TD	PD	FF	FR	YDS	TK	S	A	FF	FR	S	A	W/L				
09/09 Bengals																									L	23-34		
09/16 at Redskins																										W	21-9	
09/23 at Eagles																										L	16-20	
09/30 Texans																										L	34-37+	
10/04 at Patriots																										L	24-38	
10/14 at Jets																										L	34-42	
10/21 Bills																										W	37-5	
10/28 at Raiders																										W	42-28	
11/11 Jaguars	S	3	2	1	0.0	0.0	0	0	1	0	0	0	0	1	0	0	0	0	0	0	0	0	0	0	0	0	W	29-26
11/18 Titans	S	3	2	1	0.0	0.0	1	2	0	0	0	0	0	0	0	0	0	0	0	0	0	0	0	0	0	0	W	38-10
11/25 Dolphins	S	0	0	0	0.0	0.0	0	0	2	0	0	0	0	0	0	0	0	0	0	0	0	0	0	0	0	0	W	27-24
12/02 at Jaguars	S	0	0	0	0.0	0.0	0	0	2	0	0	0	0	0	0	0	0	0	0	0	0	0	0	0	0	0	L	0-6
12/09 at Texans	P	1	0	1	0.0	0.0	0	0	0	0	0	0	0	0	0	0	0	0	0	0	0	0	0	0	0	0	W	24-21
12/16 Cowboys	P	4	3	1	2.0	16.0	2	16	2	0	0	0	0	0	0	0	0	0	0	0	0	0	0	0	0	0	W	23-0
12/23 Giants	S	2	2	0	0.0	0.0	0	0	1	0	0	0	0	0	0	0	0	0	0	0	0	0	0	0	0	0	W	28-27
12/30 at Titans	S	0	0	0	0.0	0.0	0	0	0	0	0	0	0	0	0	0	0	0	0	0	0	0	0	0	0	0	W	33-17
2018 TOTALS	8-6	13	9	4	2.0	16.0	3	18	8	0	0	0	0	1	0	0	0	0	0	0	0	0	0	0	0	0	0	10-6

+ - Overtime

2018 GAME-BY-GAME POSTSEASON STATISTICS (COLTS)

DATE OPPONENT	TACKLES								INTERCEPTIONS					FUMBLES			ST					MISC			SCORE			
	TK	S	A	SK	YDS	TFL	YDS	QBH	NO	YDS	LG	TD	PD	FF	FR	YDS	TK	S	A	FF	FR	S	A	W/L				
01/05 at Texans																											W	21-7
01/12 at Chiefs																											L	13-31
2018 TOTALS	0	0	0	0.0	0.0	0	0	0	0	0	0	0	0	0	0	0	0	0	0	0	0	0	0	0	0	0	0	1-1



@PRIMETIME_LEWIS



@PRIMETIME_LEWIS

12 ANDREW LUCK

QUARTERBACK



6-4 • 240

NFL EXP: 8 (8th Year with Colts)

BORN: 9/12/89

S STANFORD



Luck was selected by the Colts in the first round (first overall) of the 2012 NFL Draft.

DOWN THE STRETCH

Favorite team and/or athlete outside of football:
USA Soccer

Favorite musician and/or song: AWOLNATION

Hobbies outside of football: Reading, ping pong and traveling.

Favorite food: Indiana tomatoes

Favorite vacation spot: Europe

ANDREW LUCK BOOK CLUB



In April of 2016, Luck launched the Andrew Luck Book Club. The mission of the book club is to share some of the books he's enjoyed, and to build a continually-growing community of readers of all levels by engaging through social media. Luck recommends a book for younger readers and a book for adult readers monthly and then hosts podcasts about the readings. The club lives on AndrewLuckBookClub.com and @ALBookClub on Twitter.



Luck teamed up with WFYI public radio in 2017 to produce a monthly podcast with authors and guests of his reading selections. A new podcast is released once a month and have included guests such as Phil Knight (*Shoe Dog*), Tamika Catchings (*Catch A Star*), Amor Towles (*A Gentleman In Moscow*) and T.A. Barron (*Merlin*).



12 ANDREW LUCK

QUARTERBACK



ALPHABET AFFAIR ACCOLADES



In April of 2018, Luck was awarded the Indy Reads Literacy Hall of Fame Award at the 20th annual Indy Reads Alphabet Affair. The award is given to a member of the Indianapolis community who champions and promotes the cause of literacy in significant and long-lasting ways. Luck was chosen as an honoree for the Andrew Luck Book Club. Indy Reads is Central Indiana's leading adult literacy nonprofit organization.



CHANGE THE PLAY

In conjunction with Riley Hospital for Children at IU Health, Luck created Change the Play, which is a program that focuses on encouraging kids to make better choices in the areas of physical fitness, nutrition and education. The Change the Play Kids Club includes a membership kit that features monthly emails and videos from Luck. There is a different theme for the kids to focus on each month. During the football offseason, Luck hosts camps around the state. In addition to being active, the kids learn to make good choices when it comes to food, exercise and well-being.



USO TOUR

In March of 2015, Luck joined other members of the Colts, celebrities and Admiral James Winnefeld, Jr. on his third and final USO Tour as Vice Chairman of the Joint Chiefs of Staff. The group spent time in seven different countries over the course of eight days visiting troops and their families. Part of an ongoing USO tradition is partnering senior leaders who work with celebrities to bring a touch of home to troops serving abroad.



LONDON CALLING

In July of 2016, Luck traveled to London to promote Indianapolis' International Series game against Jacksonville which was played during the '16 season. It was the first Colts regular season game played in London. During the weekend's events, Luck hosted an NFL UK youth football camp at Royal Holloway University. He also participated in a fan forum, toured London and represented the team and NFL in additional events.



12 ANDREW LUCK

QUARTERBACK



COMEBACK PLAYER OF THE YEAR

Luck was named the 2018 AP Comeback Player of the Year. He is just the third player in team history to win the award, joining Jim Martin (1963) and Lenny Moore (1964). Luck started all 16 games last season and completed 430-of-639 passes (67.3 percent) for 4,593 yards with 39 touchdowns and 15 interceptions for a 98.7 passer rating. He set single-season career highs in completions, attempts, completion percentage and passer rating. Luck's passing yards and passing touchdowns were the second-best marks of his career. He ranked in the top-five in the NFL in passing touchdowns (second), attempts (second), completions (second) and yards (fifth). From Weeks 4-12, Luck threw three or more touchdown passes in eight consecutive games, which was the longest streak in the NFL that season and tied for the second-longest in league history.



NFL HIGHLIGHTS

- In seven seasons with the Colts, has started all 86 games he has played in and has completed 2,000-of-3,290 passes for 23,671 yards, 171 touchdowns and 83 interceptions for an 89.5 passer rating. He has also contributed with 332 carries for 1,590 yards and 14 touchdowns. He also has one reception for four yards.
- In 2018, he started 16 games and went 430-of-639 passing for 4,593 yards with 39 touchdowns and 15 interceptions. He also rushed 46 times for 148 yards. In Week 1, it was the 27th time that Luck had thrown for more than 300 yards in a game, moving him into second place all-time in Colts history passing John Unitas (26). In Week 4, he was 40-of-62 for 464 yards and four touchdowns. His completions (40), attempts (62) and passing yards (464) are all single-game career highs. His completions are tied for the most, and his passing yardage total ranks second in franchise history for a single game while his attempts set a new franchise single-game record. He is now tied for the second fastest in NFL history to reach 20,000

QUICK HITS

Luck's 12,957 passing yards from 2012-14 are the most of any NFL player in his first three seasons and his 86 touchdown passes set a new franchise record and rank second only to Pro Football Hall of Famer Dan Marino (98) for the most in a player's first three years. Luck joined Peyton Manning and Marino as the only players to pass for 4,000 yards in two of their first three NFL seasons.

In 2014, Luck set a new franchise record for the most passing yards in a single season (4,761) surpassing Peyton Manning's 2010 record of 4,700 yards. Luck's passing total also contributed to a team single-season record of 6,506 net yards. Luck joined John Unitas (one) and Manning (six) as the only quarterbacks in franchise history to throw for 30-plus touchdowns in a single season (2014), finishing the year with 40.

MOST PASSING YARDS IN A SINGLE SEASON



Andrew Luck - 4,761
2014



Peyton Manning - 4,700
2010



Andrew Luck - 4,553
2018

Luck posted 10 300-yard passing games in 2014 which set a single-season franchise record. He also established a franchise record with eight consecutive 300-yard passing games from Sept. 21 - Nov. 17, 2014.

In 2014, Luck became the first player in NFL history with at least 350 passing yards in five consecutive road contests from Sept. 7 - Nov. 3. He was also the first player in NFL history to post consecutive games with at least 370 passing yards, four or more touchdown passes, a completion percentage above 70 percent and one or no interceptions (Sept. 21 at Jax - Sept. 28 vs. Ten).

Luck holds the NFL record for the most passing yards through a player's first five postseason games (1,703) and became the first player in NFL history to pass for 250-plus yards in each of his first five career playoff games.

In a Nov. 4, 2012 win against Miami, Luck broke the NFL single-game rookie record for passing yards with 433, topping Cam Newton's previous mark of 432. Luck also became the first quarterback selected No. 1 overall in the



NFL Draft to start a postseason game as a rookie and led the Colts to the most wins (11) by a No. 1 overall draft pick in his rookie season in NFL history.



12 ANDREW LUCK

QUARTERBACK



COMEBACKS GALORE

Colts Head Coach Frank Reich is responsible for the largest comeback in NFL history when he rallied the Bills from 32 points down to defeat the Houston Oilers in an AFC first round playoff game on Jan. 3, 1993. Andrew Luck led the Colts to the second-largest comeback in NFL postseason history after trailing by 28 points in the second half of an AFC Wild Card Playoff win against Kansas City on Jan. 4, 2014. He totaled the second-most passing yards in franchise postseason history and the fifth-most in NFL postseason history with 443. His four touchdown passes tied for the second-most in franchise postseason history.



NFL HIGHLIGHTS CONT...

yards passing after doing it in his 74th game. In Week 5, Luck went 38-of-59 for 365 yards with three touchdowns and two interceptions. It marked the 29th time that he has thrown for more than 300 yards in a game and the first time he has done it in back-to-back games since 2015. Luck attempted 121 passes over two games from Week 4 to Week 5, which is the second-most attempts in a two-game span and the most ever in a five-day span. He also passed Peyton Manning (27) for the second longest streak in franchise history with a touchdown pass. In Week 11, Luck earned AFC Player of the Week honors after completing 79.3 percent of his passes for 297 yards and three touchdowns. He joined Aaron Rodgers (160) and Dan Marino (182) as the only players in NFL history to have 160 or more touchdowns in their first 80 career games. In Week 12, Luck finished the game going 30-of-37 for 343 yards, three touchdowns and two interceptions for a 109.8 passer rating. He also had one reception for four yards on a fourth down pass from Jacoby Brissett. He was named FedEx Air Player of the Week for his performance. With three touchdowns Luck tied Peyton Manning (eight) for the second-most consecutive games with at least three passing touchdowns in NFL history. He passed Matthew Stafford (163) for the seventh-most passing touchdowns in a player's first seven seasons in NFL history. He also executed his 20th fourth quarter or overtime game-winning drive, which ranks tied for third-best since 2012. In Week 17, he went 24-of-35 for 285 yards and three touchdowns. He improved to 11-0 against the Titans and is the only quarterback in NFL history to boast an 11-0 record against a single opponent. He also connected with Ryan Hewitt on a one-yard touchdown, which was the 13th player to catch a touchdown from him on the season tying the NFL record. He started two postseason games and went 38-of-68 for 425 yards and three touchdowns. He also added 46 yards on 10 carries.

NFL HIGHLIGHTS CONT...

- Luck won AFC Player of the Month in November after going 74-of-95 (77.9 percent) for 925 yards with nine touchdowns and three interceptions for a 125.7 passer rating and led the Colts to a 3-0 record. He threw for at least three touchdowns and registered at least a 100.0 passer rating in each contest. Luck was one of only two quarterbacks to throw at least three touchdowns in each of their November games. Over Weeks 10-12, Luck ranked in the top-five in the NFL in completions (tied for fourth), completion percentage (third), passing yards (third), passing touchdowns (second) and passer rating (third). He also won the award in 2014 (November).
- During the 2018 season, Luck was named Comeback Player of the Year by the Associated Press, *Sporting News* and PFWA. He was also named to the 2019 Pro Bowl.
- Spent part of the 2017 season on Injured Reserve and did not see game action.
- Started all 15 games he played in during the 2016 season and completed 346-of-545 passes for 4,240 yards, 31 touchdowns and 13 interceptions for a 96.4 passer rating. Also totaled 64 carries for 341 yards and two touchdowns. The Colts offense ranked tied for fifth in the NFL in passing yards per game (262.6), seventh in points scored (397) and 10th in yards per game (364.4).
- Started seven games in 2015 and was inactive for another nine contests due to injury. Completed 162-of-293 passes for 1,881 yards, 15 touchdowns and 12 interceptions for a 74.9 passer rating. Also totaled 33 carries for 196 yards.
- In 2014, completed 380-of-616 passes for 4,761 yards (61.7 percent), 40 touchdowns and 16 interceptions for a 96.5 passer rating. Also contributed with 64 rushes for 273 yards and three touchdowns.
- Started all 16 games in 2013 and completed 343-of-570 passes for 3,822 yards (60.2 percent), 23 touchdowns and nine interceptions for an 87.0 passer rating. Also contributed with 63 rushes for 377 yards and four



@ALBOOKCLUB

12 ANDREW LUCK

QUARTERBACK



NFL HIGHLIGHTS CONT...

- touchdowns.
- Started all 16 games in his rookie season. Was 339-of-627 passing for an NFL rookie record 4,374 yards, 23 touchdowns and 18 interceptions. Added 255 rushing yards on 62 carries and a club quarterback record five rushing touchdowns.
- Named to three consecutive Pro Bowls following the 2012-14 seasons.
- Became the fifth quarterback since 1970 to record 30 victories in the first three seasons of a career. Tied Dan Marino and Matt Ryan (33) for the second-most wins among Super Bowl-era starting quarterbacks in their first three seasons.
- His 12,957 passing yards from 2012-14 are the most of any NFL player in his first three seasons and his 86 touchdown passes set a new franchise record and ranks second only to Pro Football Hall of Famer Dan Marino (98) for the most in a player's first three years.
- Reached 15,000 career passing yards in his 56th career game, which is tied for the second fastest in NFL history.
- Joined Peyton Manning and Pro Football Hall of Famer Dan Marino as the only players to pass for 4,000 yards in two of their first three NFL seasons.
- Tied with Ben Roethlisberger and Dak Prescott (22) for the second-most victories in a quarterback's first two seasons in the NFL since 1970.
- Surpassed Cam Newton (7,920) for the most passing yards by a quarterback in his first two NFL seasons and became the first quarterback in NFL history to throw for more than 8,000 yards in his first two seasons (8,196).
- Threw his 100th career touchdown pass in his 55th career game, which is tied for the fourth fastest quarterback to reach the milestone in NFL history.
- In 2014, set a new franchise record for the most passing yards in a single season (4,761) surpassing Peyton Manning's 2010 record of 4,700 yards.
- Joined John Unitas (one) and Peyton Manning (six) as the only quarterbacks in franchise history to throw for 30-plus touchdowns in a single season (2014, 2016, 2018). In 2014, he finished the year with 40 touchdowns, which ranks second in franchise history in a single season (Peyton Manning, 49 in 2004).
- Became the eighth player in NFL history to throw for 4,000 passing yards and 40 touchdowns in a single season in 2014.
- Posted 10 300-yard passing games in 2014 which set a single-season franchise record (Manning, nine in 2004).
- Established a franchise record with eight consecutive 300-yard passing games from Sept. 21 - Nov. 17, 2014.
- Became the first player in NFL history with at least 350 passing yards in five consecutive road contests from Sept. 7 - Nov. 3, 2014.
- Was the first player in NFL history to post consecutive games with at least 370 passing yards, four or more touchdown passes, a completion percentage above 70 percent and one or no interceptions (Sept. 21, 2014 at Jax - Sept. 28, 2014 vs. Ten).

NFL HIGHLIGHTS CONT...

- Established a career-high with five touchdown passes against Washington on Nov. 30, 2014 and became the first quarterback in franchise history to throw for two touchdowns of 70-plus yards in a single game.
- Totaled the second-most passing yards in franchise postseason history and the eighth-most in NFL postseason history with 443 in a Wild Card victory against Kansas City on Jan. 4, 2014. His four touchdown passes that game tied for the second-most in franchise postseason history. Led the Colts to the second-largest comeback in NFL postseason history after trailing by 28 points in the second half.
- Holds the NFL record for the most passing yards through a player's first five postseason games (1,703) and became the first player in NFL history to pass for 250-plus yards in each of his first five career playoff games.
- Recorded the most passing yards (4,374), attempts (627) and 300-yard passing games (six) by a rookie in NFL history.
- Broke the NFL single-game rookie record for passing yards (433) against Miami (11/4/12).
- Became the first quarterback selected No. 1 overall in the NFL Draft to start a postseason game as a rookie.
- Led the Colts to the most wins (11) by a No. 1 overall draft pick in his rookie season in NFL history.
- Became one-of-seven quarterbacks since 1966 to win 11-or-more games in his rookie season.
- Recorded the most passing attempts (54) and fourth-most passing yards (288) by a rookie in a playoff game in the Colts AFC Wild Card contest at Baltimore (1/6/13).
- Became the first NFL rookie to throw two game-winning touchdown passes inside the two-minute warning of the fourth quarter in a single season.
- Has led the Colts to 21 game-winning drives in the fourth quarter or overtime since entering the league as a rookie in 2012.
- Was named AFC Offensive Player of the Month (November of 2014) after completing 88-of-144 passes for 1,280 yards, 12 touchdowns and two interceptions for a 112.0 passer rating. He led the Colts to a 3-1 record in the month. His touchdown total ranked tied for third in the NFL, while his passer rating ranked fifth and his passing yardage total ranked sixth.
- Has been named AFC Offensive Player of the Week on five occasions (2012 Week 9, 2013 Week 7, 2014 Week 3, 2016 Week 13 and 2018 Week 11).
- Earned FedEx Air NFL Player of the Week Honors following his 2012 Week 9 performance against Miami.
- Was named Pepsi MAX NFL Rookie of the Week on three occasions in 2012.

COLLEGE HIGHLIGHTS

- Started all 38 games he played in at Stanford, completing 713-of-1,064 passes (67.0 percent) for 9,430 yards, 82 touchdowns and 22 interceptions, as he set school career records for touchdown passes and pass completion percentage.



@ALBOOKCLUB

12 ANDREW LUCK

QUARTERBACK



COLLEGE HIGHLIGHTS CONT...

- Was a two-time Heisman Trophy finalist in 2010 and 2011.
- Named the Maxwell Award Winner for the National Collegiate Player of the Year, the Walter Camp Football Foundation Player of the Year and the Pac-12 Conference Player of the Year following the 2010 and 2011 seasons. Was also the recipient of the Johnny Unitas Golden Arm Trophy and named the Capital One Academic All-America of the Year by CoSIDA in 2011.
- Finished his collegiate career at Stanford with 31 victories as a starter, then the most ever attained by a Cardinal quarterback. His winning percentage (81.5) is the best in school history.
- Helped lead Stanford to 29 consecutive weeks in The Associated Press Top 25 poll, including 22 consecutive weeks in the Top 10.
- Quarterbacked three of the most prolific offensive teams in school history, by helping Stanford amass 461 points in 2009 as a freshman, a school-record 524 points as a sophomore and 561 points as a junior, the seventh-highest total in the nation.
- With 82 career touchdown passes, left school ranked fourth in Pac-12 Conference history. His career-high 37 scoring strikes as a junior are surpassed by only Southern California's Matt Leinart (38 in 2003) for the Pac-12 Conference season record.
- Earned the top two spots on the Stanford season record chart with 37 touchdown passes in 2011 and 32 connections in 2010.
- Finished second in school annals behind Steve Stenstrom (10,531 yards; 1991-94) for the most passing yardage for a career, and his pass attempts (1,064) and completions (713) both placed fourth in school history.
- Holds the second and third positions in the Stanford season record book with passing yardage figures of 3,517 yards as a junior and 3,338 yards as a sophomore, topped by only Steve Stenstrom's 3,627 yards in 1993.
- Completed 288 attempts in 2011 to rank behind only Stenstrom's 1993 total of 300 while his 2010 figure of 263 completions rank fourth on the Cardinal annual record chart.
- The first Cardinal to amass over 10,000 yards in total offense (10,387), establishing a new Stanford record and finishing sixth in Pac-12 history.
- Accounted for 3,791 total yards in 2010 and 3,667 in 2011 to earn the top two positions on the Cardinal season record list.
- Threw for over 300 yards in eight contests during his collegiate career, the fourth-best total by a Stanford passer.
- Became the first Stanford player to throw for at least four scores more than twice in a season.
- Holds the school career record for quarterbacks with 957 rushing yards. Set the season rushing record for a quarterback in 2010 with 453 yards and also ranks third on the list with 354 yards on the ground in 2009.
- Was named to the Pac-12 Conference All-Century Team.

PERSONAL

- Attended Stratford High School in Houston.
- Finished his prep career with 7,139 yards and 53 touchdowns on 488-of-824 passing (59.2 percent) while also adding 2,085 rushing yards in three seasons.
- As a senior, completed 196-of-338 pass attempts for 2,684 yards and 19 touchdowns and rushed for 671 yards. Earned Second Team All-Texas honors for Class 5A.
- Was an All-America selection by *SuperPrep* and listed as the nation's seventh-best quarterback by the publication in 2007.
- Threw for 2,926 yards and 27 touchdowns on 176-of-257 passing and rushed for 714 yards in his junior season.
- Named the 19-5A District MVP and was a *Rivals.com* All-America pick in 2006.
- Totaled 1,529 yards and seven touchdowns through the air on 116-of-229 passing as a sophomore, adding 700 rushing yards.
- Served as the co-aledictorian of his high school's graduation class of 2008.
- Is the spokesperson for Riley Hospital Change the Play, which encourages kids to challenge themselves to make better choices when it comes to food and exercise.
- Started the Andrew Luck Book Club in April of 2016. Luck recommends a book for younger readers and a book for adult readers monthly and then hosts podcasts about the readings. The club lives on AndrewLuckBookClub.com and [@ALBookClub](https://twitter.com/ALBookClub) on Twitter.
- Participated in the Community Tuesday caroling event at Riley Hospital to spread cheer during the holidays.
- Serves as a board member for the Indy Public Safety Foundation.
- Serves as a co-spokesperson for the "COLTSTRONG, LIBRARYSTRONG" campaign for the Indianapolis Library.
- Hosted an NFL PLAY 60 event with Indianapolis Public School students.
- Co-hosted the 12th Man Leukemia Jam, an event to benefit the Leukemia and Lymphoma society.
- Donates tickets as a Colts Community Ticket Block Sponsor.
- Was a participant in the CHUCKSTRONG Tailgate Gala where he threw touchdown passes to raise money.
- Participated in the 2015 Winter USO Tour.
- At Stanford, carried a 3.48 cumulative grade point average as an architectural design major.
- Son of former Houston Oiler and West Virginia quarterback Oliver Luck.
- Has a brother, Addison, who played soccer at Yale and a sister, Mary Ellen, who played volleyball at Stanford.



@ALBOOKCLUB

12 ANDREW LUCK

QUARTERBACK



ANDREW LUCK - NFL REGULAR SEASON STATISTICS

DATE TEAM	GP	GS	ATT.	CMP.	PCT.	YDS	AVG.	TD	INT.	LG	SK	LST	RATE
2012 Colts	16	16	627	339	54.1	4,374	7.0	23	18	70t	41	246	76.5
2013 Colts	16	16	570	343	60.2	3,822	6.7	23	9	73t	32	227	87.0
2014 Colts	16	16	616	380	61.7	4,761	7.7	40	16	80	27	161	96.5
2015 Colts	7	7	293	162	55.3	1,881	6.4	15	12	87t	15	88	74.9
2016 Colts	15	15	545	346	63.5	4,240	7.8	31	13	64t	41	268	96.4
2017 Colts	0	0	0	0	0.0	0	0.0	0	0	0	0	0	0.0
2018 Colts	16	16	639	430	67.3	4,593	7.2	39	15	68t	18	134	98.7
TOTALS	86	86	3,290	2,000	60.8	23,671	7.2	171	83	87t	174	1,124	89.5

ANDREW LUCK - NFL POSTSEASON STATISTICS

DATE TEAM	GP	GS	ATT.	CMP.	PCT.	YDS	AVG.	TD	INT.	LG	SK	LST	RATE
2012 Colts	1	1	54	28	51.9	288	5.3	0	1	25	3	21	59.8
2013 Colts	2	2	86	49	57.0	774	9.0	6	7	64t	4	21	76.4
2014 Colts	3	3	120	70	58.3	767	6.4	3	4	45	1	8	71.8
2018 Colts	2	2	68	38	55.9	425	6.3	3	1	38	3	24	83.3
TOTALS	8	8	328	185	56.4	2,254	6.9	12	13	64t	11	74	73.4

ANDREW LUCK - NFL REGULAR SEASON STATISTICS

DATE TEAM	NO.	YDS.	AVG.	LG	TD
2012 Colts	62	255	4.1	19	5
2013 Colts	63	377	6.0	29	4
2014 Colts	64	273	4.3	20	3
2015 Colts	33	196	5.9	25	0
2016 Colts	64	341	5.3	33	2
2017 Colts	0	0	0.0	0	0
2018 Colts	46	148	3.2	33	0
TOTALS	332	1,590	4.8	33	14

ANDREW LUCK - NFL POSTSEASON STATISTICS

DATE TEAM	NO.	YDS.	AVG.	LG	TD
2012 Colts	4	35	8.8	18	0
2013 Colts	8	50	6.3	21	0
2014 Colts	8	57	7.1	20	0
2018 Colts	10	46	4.6	10	0
TOTALS	30	188	6.3	21	0



12 ANDREW LUCK

QUARTERBACK



SINGLE-GAME HIGHS: QUARTERBACK

Pass Attempts	62 vs. Houston Texans, Sep 30, 2018 59 at New England Patriots, Oct 04, 2018 55 vs. Green Bay Packers, Oct 07, 2012	Passer Rating	147.6 at New York Jets, Dec 05, 2016 143.8 vs. Tennessee Titans, Nov 18, 2018 140.4 at Jacksonville Jaguars, Sep 21, 2014
Pass Completions	40 vs. Houston Texans, Sep 30, 2018 39 vs. Cincinnati Bengals, Sep 09, 2018 38 at New England Patriots, Oct 04, 2018	Rush Attempts	9 vs. Kansas City Chiefs, Oct 30, 2016 ...1 more at 9.
Yards Passing	464 vs. Houston Texans, Sep 30, 2018 433 vs. Miami Dolphins, Nov 04, 2012 400 at Pittsburgh Steelers, Oct 26, 2014	Rushing Yards	60 vs. Kansas City Chiefs, Oct 30, 2016 53 at Houston Texans, Oct 16, 2016 50 vs. Jacksonville Jaguars, Sep 23, 2012
TD Passes	5 vs. Washington Redskins, Nov 30, 2014 4 vs. Buffalo Bills, Oct 21, 2018 ...9 more at 4.	Longest Runs	33 at Philadelphia Eagles, Sep 23, 2018 ...1 more at 33.
Long Passes	87t vs. New Orleans Saints, Oct 25, 2015 80 at Tennessee Titans, Dec 28, 2014 79t vs. Washington Redskins, Nov 30, 2014	Rushing TDs	2 at Jacksonville Jaguars, Nov 08, 2012 ...1 more at 2.
Completion Percentage	81.1 vs. Miami Dolphins, Nov 25, 2018 79.5 at Jacksonville Jaguars, Sep 21, 2014 79.3 vs. Tennessee Titans, Nov 18, 2018		

SINGLE-GAME HIGHS - POSTSEASON: QUARTERBACK

Pass Attempts	54 at Baltimore Ravens, Jan 06, 2013 45 vs. Kansas City Chiefs, Jan 04, 2014 44 vs. Cincinnati Bengals, Jan 04, 2015	Completion Percentage	70.5 vs. Cincinnati Bengals, Jan 04, 2015 64.4 vs. Kansas City Chiefs, Jan 04, 2014 62.8 at Denver Broncos, Jan 11, 2015
Pass Completions	31 vs. Cincinnati Bengals, Jan 04, 2015 29 vs. Kansas City Chiefs, Jan 04, 2014 28 at Baltimore Ravens, Jan 06, 2013	Passer Rating	104 vs. Cincinnati Bengals, Jan 04, 2015 98.7 vs. Kansas City Chiefs, Jan 04, 2014 88.3 at Houston Texans, Jan 05, 2019
Yards Passing	443 vs. Kansas City Chiefs, Jan 04, 2014 376 vs. Cincinnati Bengals, Jan 04, 2015 331 at New England Patriots, Jan 11, 2014	Rush Attempts	8 at Houston Texans, Jan 05, 2019 7 vs. Kansas City Chiefs, Jan 04, 2014 4 at New England Patriots, Jan 18, 2015 ...1 more at 4.
TD Passes	4 vs. Kansas City Chiefs, Jan 04, 2014 2 at Houston Texans, Jan 05, 2019 ...2 more at 2.	Rushing Yards	45 vs. Kansas City Chiefs, Jan 04, 2014 35 at Baltimore Ravens, Jan 06, 2013 29 at Houston Texans, Jan 05, 2019
Long Passes	64t vs. Kansas City Chiefs, Jan 04, 2014 46 at New England Patriots, Jan 11, 2014 ...2 more at 46.	Longest Runs	21 vs. Kansas City Chiefs, Jan 04, 2014 20 at Denver Broncos, Jan 11, 2015 18 vs. Cincinnati Bengals, Jan 04, 2015 ...1 more at 18.

2012 GAME-BY-GAME REGULAR SEASON STATISTICS (COLTS)

DATE	OPPONENT	P/S	PASSING										RUSHING				TD	W/L	SCORE
			ATT	CMP	YDS	PCT	Y/A	Y/C	TD	INT	LG	SK/YD	RATE	ATT	YDS	LG			
09/09	at Bears	S	45	23	309	51.1	6.9	13.4	1	3	26	3/16	52.9	2	9	6	0	L	21-41
09/16	Vikings	S	31	20	224	64.5	7.2	11.2	2	0	41	2/30	107.5	4	21	7	0	W	23-20
09/23	Jaguars	S	46	22	313	47.8	6.8	14.2	2	1	40t	0/0	75.7	4	50	19	0	L	17-22
10/07	Packers	S	55	31	362	56.4	6.6	11.7	2	1	30	4/17	81.0	6	24	9	1	W	30-27
10/14	at Jets	S	44	22	280	50.0	6.4	12.7	0	2	29	4/23	51.3	1	-1	-1	0	L	9-35
10/21	Browns	S	29	16	186	55.2	6.4	11.6	0	0	30	3/13	74.8	3	12	5t	2	W	17-13
10/28	at Titans	S	38	26	297	68.4	7.8	11.4	1	1	22	2/11	89.5	6	28	9	0	W	19-13+
11/04	Dolphins	S	48	30	433	62.5	9.0	14.4	2	0	48	1/14	105.6	1	5	5	0	W	23-20
11/08	at Jaguars	S	26	18	227	69.2	8.7	12.6	0	1	44	2/6	80.1	7	11	9	2	W	27-10
11/18	at Patriots	S	50	27	334	54.0	6.7	12.4	2	3	43t	1/5	63.3	1	4	4	0	L	24-59
11/25	Bills	S	37	20	240	54.1	6.5	12.0	1	1	25	4/15	71.9	6	20	14	0	W	20-13
12/02	at Lions	S	54	24	391	44.4	7.2	16.3	4	3	60	2/19	70.8	3	33	16	0	W	35-33
12/09	Titans	S	34	16	196	47.1	5.8	12.3	1	2	36	4/25	50.6	5	7	9	0	W	27-23
12/16	at Texans	S	27	13	186	48.1	6.9	14.3	2	0	61t	5/38	95.6	2	10	7	0	L	17-29
12/23	at Chiefs	S	35	17	205	48.6	5.9	12.1	1	0	33	3/7	76.5	6	21	11	0	W	20-13
12/30	Texans	S	28	14	191	50.0	6.8	13.6	2	0	70t	1/7	96.0	5	1	2	0	W	28-16
2012 TOTALS	16-16		627	339	4,374	54.1	7.0	12.9	23	18	70t	41/246	76.5	62	255	19	5	11-5	

+ - Overtime



@ALBOOKCLUB

12 ANDREW LUCK

QUARTERBACK



2013 GAME-BY-GAME REGULAR SEASON STATISTICS (COLTS)

DATE	OPPONENT	P/S	PASSING										RUSHING				TD	W/L	SCORE
			ATT	CMP	YDS	PCT	Y/A	Y/C	TD	INT	LG	SK/YD	RATE	ATT	YDS	LG			
09/08	Raiders	S	23	18	178	78.3	7.7	9.9	2	0	25	4/31	127.9	6	38	19t	1	W	21-17
09/15	Dolphins	S	43	25	321	58.1	7.5	12.8	1	1	47	3/7	79.7	4	38	14	0	L	20-24
09/22	at 49ers	S	26	17	159	65.4	6.1	9.4	0	0	25	1/7	82.1	4	24	15	1	W	27-7
09/29	at Jaguars	S	35	21	257	60.0	7.3	12.2	2	1	31t	2/14	89.8	2	26	17	0	W	37-3
10/06	Seahawks	S	29	16	229	55.2	7.9	14.3	2	0	73t	2/21	104.4	4	9	6	0	W	34-28
10/14	at Chargers	S	30	18	202	60.0	6.7	11.2	0	1	35	1/9	66.2	4	19	6	0	L	9-19
10/20	Broncos	S	38	21	228	55.3	6.0	10.9	3	0	28	2/15	99.5	4	29	11	1	W	39-33
11/03	at Texans	S	40	18	271	45.0	6.8	15.1	3	0	58t	4/26	92.8	0	0	0	0	W	27-24
11/10	Rams	S	47	29	353	61.7	7.5	12.2	1	3	65	3/33	65.3	4	17	7	0	L	8-38
11/14	at Titans	S	36	23	232	63.9	6.4	10.1	0	0	39	1/3	82.2	9	31	13	1	W	30-27
11/24	at Cardinals	S	39	20	163	51.3	4.2	8.2	1	1	17t	1/4	60.1	2	31	28	0	L	11-40
12/01	Titans	S	32	17	200	53.1	6.3	11.8	0	1	23	5/40	59.4	5	42	24	0	W	22-14
12/08	at Bengals	S	46	29	326	63.0	7.1	11.2	4	0	69t	0/0	113.1	2	32	29	0	L	28-42
12/15	Texans	S	32	19	180	59.4	5.6	9.5	2	1	41	1/1	82.8	5	29	11	0	W	25-3
12/22	at Chiefs	S	37	26	241	70.3	6.5	9.3	1	0	33t	1/9	96.8	6	5	4	0	W	23-7
12/29	Jaguars	S	37	26	282	70.3	7.6	10.8	1	0	41	1/8	101.4	2	7	4	0	W	30-10
2013 TOTALS	16-16		570	343	3,822	60.2	6.7	11.1	23	9	73t	32/227	87.0	63	377	29	4	11-5	

2014 GAME-BY-GAME REGULAR SEASON STATISTICS (COLTS)

DATE	OPPONENT	P/S	PASSING										RUSHING				TD	W/L	SCORE
			ATT	CMP	YDS	PCT	Y/A	Y/C	TD	INT	LG	SK/YD	RATE	ATT	YDS	LG			
09/07	at Broncos	S	53	35	370	66.0	7.0	10.6	2	2	41t	3/16	83.1	5	19	9t	1	L	24-31
09/15	Eagles	S	34	20	172	58.8	5.1	8.6	3	1	19	0/0	89.3	4	20	15	0	L	27-30
09/21	at Jaguars	S	39	31	370	79.5	9.5	11.9	4	0	39	2/5	140.4	3	15	10	0	W	44-17
09/28	Titans	S	41	29	393	70.7	9.6	13.6	4	1	37	0/0	123.3	1	-1	-1	0	W	41-17
10/05	Ravens	S	49	32	312	65.3	6.4	9.8	1	2	30	1/7	72.8	6	22	13t	1	W	20-13
10/09	at Texans	S	44	25	370	56.8	8.4	14.8	3	1	49	3/7	97.7	7	18	10	0	W	33-28
10/19	Bengals	S	42	27	344	64.3	8.2	12.7	2	0	46	2/9	105.7	4	5	2	0	W	27-0
10/26	at Steelers	S	45	26	400	57.8	8.9	15.4	3	2	52	2/15	91.0	3	26	14	0	L	34-51
11/03	at Giants	S	46	25	354	54.3	7.7	14.2	4	0	40t	1/9	108.4	2	5	5	0	W	40-24
11/16	Patriots	S	39	23	303	59.0	7.8	13.2	2	1	46	1/0	90.0	3	15	7	0	L	20-42
11/23	Jaguars	S	32	21	253	65.6	7.9	12.0	1	0	73t	5/39	100.1	8	49	20	0	W	23-3
11/30	Redskins	S	27	19	370	70.4	13.7	19.5	5	1	79t	1/9	137.0	4	20	15	0	W	49-27
12/07	at Browns	S	53	24	294	45.3	5.5	12.3	2	2	42t	3/25	59.8	5	37	13	1	W	25-24
12/14	Texans	S	34	18	187	52.9	5.5	10.4	2	1	26t	2/19	76.5	8	18	8	0	W	17-10
12/21	at Cowboys	S	22	15	109	68.2	5.0	7.3	0	2	22	0/0	41.7	0	0	0	0	L	7-42
12/28	at Titans	S	16	10	160	62.5	10.0	16.0	2	0	80	1/1	135.4	1	5	5	0	W	27-10
2014 TOTALS	16-16		616	380	4,761	61.7	7.7	12.5	40	16	80	27/161	96.5	64	273	20	3	11-5	

2015 GAME-BY-GAME REGULAR SEASON STATISTICS (COLTS)

DATE	OPPONENT	P/S	PASSING										RUSHING				TD	W/L	SCORE	
			ATT	CMP	YDS	PCT	Y/A	Y/C	TD	INT	LG	SK/YD	RATE	ATT	YDS	LG				
09/13	at Bills	S	49	26	243	53.1	5.0	9.3	2	2	30	2/3	63.6	4	20	11	0	L	14-27	
09/21	Jets	S	37	21	250	56.8	6.8	11.9	1	3	30	0/0	52.8	4	24	10	0	L	7-20	
09/27	at Titans	S	30	18	260	60.0	8.7	14.4	2	2	48	3/15	82.6	6	21	15	0	W	35-33	
10/04	Jaguars																		W	16-13+
10/08	at Texans																		W	27-20
10/18	Patriots	S	50	30	312	60.0	6.2	10.4	3	0	27	3/23	98.1	4	35	25	0	L	27-34	
10/25	Saints	S	44	23	333	52.3	7.6	14.5	3	2	87t	4/32	81.0	3	27	16	0	L	21-27	
11/02	at Panthers	S	47	23	231	48.9	4.9	10.0	2	3	30	2/8	50.9	6	35	11	0	L	26-29+	
11/08	Broncos	S	36	21	252	58.3	7.0	12.0	2	0	38	1/7	98.4	6	34	11	0	W	27-24	
11/22	at Falcons																		W	24-21
11/29	Buccaneers																		W	25-12
12/06	at Steelers																		L	10-45
12/13	Jaguars																		L	16-51
12/20	Texans																		L	10-16
12/27	at Dolphins																		W	18-12
01/03	Titans																		W	30-24
2015 TOTALS	7-7		293	162	1,881	55.3	6.4	11.6	15	12	87t	15/88	74.9	33	196	25	0	8-8		

-- Overtime



@ALBOOKCLUB

12 ANDREW LUCK

QUARTERBACK



2016 GAME-BY-GAME REGULAR SEASON STATISTICS (COLTS)

DATE	OPPONENT	P/S	PASSING										RUSHING				TD	W/L	SCORE
			ATT	CMP	YDS	PCT	Y/A	Y/C	TD	INT	LG	SK/YD	RATE	ATT	YDS	LG			
09/11	Lions	S	47	31	385	66.0	8.2	12.4	4	0	51	2/17	119.5	3	21	11	0	L	35-39
09/18	at Broncos	S	40	21	197	52.5	4.9	9.4	1	1	30	5/27	64.3	3	22	21	0	L	20-34
09/25	Chargers	S	37	24	331	64.9	8.9	13.8	1	1	63t	2/14	91.2	0	0	0	0	W	26-22
10/02	at Jaguars	S	42	27	234	64.3	5.6	8.7	2	1	64t	6/44	84.8	4	23	7	0	L	27-30
10/09	Bears	S	39	28	322	71.8	8.3	11.5	2	0	35t	5/24	113.4	5	13	12	0	W	29-23
10/16	at Texans	S	32	21	252	65.6	7.9	12.0	1	1	36	3/21	87.0	7	53	24	1	L	23-26+
10/23	at Titans	S	39	27	353	69.2	9.1	13.1	3	0	37t	2/12	123.1	5	17	9	0	W	34-26
10/30	Chiefs	S	35	19	210	54.3	6.0	11.1	2	1	20	6/38	79.5	9	60	17	0	L	14-30
11/06	at Packers	S	36	23	281	63.9	7.8	12.2	1	2	39	2/11	74.0	7	15	7	0	W	31-26
11/20	Titans	S	28	15	262	53.6	9.4	17.5	2	1	50	2/11	94.6	8	22	13	0	W	24-17
11/24	Steelers																	L	7-28
12/05	at Jets	S	28	22	278	78.6	9.9	12.6	4	0	34	1/7	147.6	3	26	12	0	W	41-10
12/11	Texans	S	45	24	276	53.3	6.1	11.5	2	2	35t	1/11	68.4	2	32	33	0	L	17-22
12/18	at Vikings	S	28	21	250	75.0	8.9	11.9	2	0	50t	0/0	125.6	1	8	8	0	W	34-6
12/24	at Raiders	S	29	19	288	65.5	9.9	15.2	2	2	45	0/0	92.3	4	12	11t	1	L	25-33
01/01	Jaguars	S	40	24	321	60.0	8.0	13.4	2	1	28	4/31	91.8	3	17	12	0	W	24-20
2016 TOTALS	15-15		545	346	4,240	63.5	7.8	12.3	31	13	64t	41/268	96.4	64	341	33	2	8-8	

+ - Overtime

2017 GAME-BY-GAME REGULAR SEASON STATISTICS (COLTS)

DATE	OPPONENT	P/S	PASSING										RUSHING				TD	W/L	SCORE
			ATT	CMP	YDS	PCT	Y/A	Y/C	TD	INT	LG	SK/YD	RATE	ATT	YDS	LG			
09/10	at Rams																	L	9-46
09/17	Cardinals																	L	13-16+
09/24	Browns																	W	31-28
10/01	at Seahawks																	L	18-46
10/08	49ers																	W	26-23+
10/16	at Titans																	L	22-36
10/22	Jaguars																	L	0-27
10/29	at Bengals																	L	23-24
11/05	at Texans																	W	20-14
11/12	Steelers																	L	17-20
11/26	Titans																	L	16-20
12/03	at Jaguars																	L	10-30
12/10	at Bills																	L	7-13+
12/14	Broncos																	L	13-25
12/23	at Ravens																	L	16-23
12/31	Texans																	W	22-13
2017 TOTALS	0-0		0	0	0	0.0	0.0	0.0	0	0	0	0/0	0.0	0	0	0	0	0	4-12

+ - Overtime

2018 GAME-BY-GAME REGULAR SEASON STATISTICS (COLTS)

DATE	OPPONENT	P/S	PASSING										RUSHING				TD	W/L	SCORE
			ATT	CMP	YDS	PCT	Y/A	Y/C	TD	INT	LG	SK/YD	RATE	ATT	YDS	LG			
09/09	Bengals	S	53	39	319	73.6	6.0	8.2	2	1	26t	2/14	93.2	1	7	7	0	L	23-34
09/16	at Redskins	S	31	21	179	67.7	5.8	8.5	2	2	22	1/2	77.2	4	2	2	0	W	21-9
09/23	at Eagles	S	40	25	164	62.5	4.1	6.6	1	0	29	2/23	79.6	1	33	33	0	L	16-20
09/30	Texans	S	62	40	464	64.5	7.5	11.6	4	0	42	4/27	108.5	3	11	7	0	L	34-37+
10/04	at Patriots	S	59	38	385	64.4	6.2	9.6	3	2	28	1/10	84.4	0	0	0	0	L	24-38
10/14	at Jets	S	43	23	301	53.5	7.0	13.1	4	3	34t	0/0	77.8	2	7	4	0	L	34-42
10/21	Bills	S	23	17	156	73.9	6.8	9.2	4	0	29t	0/0	131.5	3	5	5	0	W	37-5
10/28	at Raiders	S	31	22	239	71.0	7.7	10.9	3	0	34	0/0	125.6	2	-2	-1	0	W	42-28
11/11	Jaguars	S	29	21	285	72.4	9.8	13.6	3	1	53t	0/0	123.5	5	-2	7	0	W	29-26
11/18	Titans	S	29	23	297	79.3	10.2	12.9	3	0	68t	0/0	143.8	0	0	0	0	W	38-10
11/25	Dolphins	S	37	30	343	81.1	9.3	11.4	3	2	36	1/10	109.8	2	5	4	0	W	27-24
12/02	at Jaguars	S	52	33	248	63.5	4.8	7.5	0	1	20	3/24	66.8	2	16	11	0	L	0-6
12/09	at Texans	S	41	27	399	65.9	9.7	14.8	2	1	60	2/13	103.6	6	16	13	0	W	24-21
12/16	Cowboys	S	27	16	192	59.3	7.1	12.0	0	0	37	0/0	81.1	6	20	11	0	W	23-0
12/23	Giants	S	47	31	357	66.0	7.6	11.5	2	1	55	1/4	94.0	2	13	14	0	W	28-27
12/30	at Titans	S	35	24	285	68.6	8.1	11.9	3	1	43	1/7	109.8	7	17	9	0	W	33-17
2018 TOTALS	16-16		639	430	4,593	67.3	7.2	10.7	39	15	68t	18/134	98.7	46	148	33	0	10-6	

+ - Overtime



12 ANDREW LUCK

QUARTERBACK



2012 GAME-BY-GAME POSTSEASON STATISTICS (COLTS)

DATE	OPPONENT	P/S	PASSING										RUSHING				TD	W/L	SCORE
			ATT	CMP	YDS	PCT	Y/A	Y/C	TD	INT	LG	SK/YD	RATE	ATT	YDS	LG			
01/06	at Ravens	S	54	28	288	51.9	5.3	10.3	0	1	25	3/21	59.8	4	35	18	0	L	9-24
2012 TOTALS	1-1		54	28	288	51.9	5.3	10.3	0	1	25	3/21	59.8	4	35	18	0	0-1	

2013 GAME-BY-GAME POSTSEASON STATISTICS (COLTS)

DATE	OPPONENT	P/S	PASSING										RUSHING				TD	W/L	SCORE
			ATT	CMP	YDS	PCT	Y/A	Y/C	TD	INT	LG	SK/YD	RATE	ATT	YDS	LG			
01/04	Chiefs	S	45	29	443	64.4	9.8	15.3	4	3	64t	1/7	98.7	7	45	21	0	W	45-44
01/11	at Patriots	S	41	20	331	48.8	8.1	16.6	2	4	46	3/14	53.0	1	5	5	0	L	22-43
2013 TOTALS	2-2		86	49	774	57.0	9.0	15.8	6	7	64t	4/21	76.4	8	50	21	0	1-1	

2014 GAME-BY-GAME POSTSEASON STATISTICS (COLTS)

DATE	OPPONENT	P/S	PASSING										RUSHING				TD	W/L	SCORE
			ATT	CMP	YDS	PCT	Y/A	Y/C	TD	INT	LG	SK/YD	RATE	ATT	YDS	LG			
01/04	Bengals	S	44	31	376	70.5	8.5	12.1	1	0	45	1/8	104.0	2	18	18	0	W	26-10
01/11	at Broncos	S	43	27	265	62.8	6.2	9.8	2	2	32	0/0	76.2	2	21	20	0	W	24-13
01/18	at Patriots	S	33	12	126	36.4	3.8	10.5	0	2	36	0/0	23.0	4	18	11	0	L	7-45
2014 TOTALS	3-3		120	70	767	58.3	6.4	11.0	3	4	45	1/8	71.8	8	57	20	0	2-1	

2018 GAME-BY-GAME POSTSEASON STATISTICS (COLTS)

DATE	OPPONENT	P/S	PASSING										RUSHING				TD	W/L	SCORE
			ATT	CMP	YDS	PCT	Y/A	Y/C	TD	INT	LG	SK/YD	RATE	ATT	YDS	LG			
01/05	at Texans	S	32	19	222	59.4	6.9	11.7	2	1	38	0/0	88.3	8	29	10	0	W	21-7
01/12	at Chiefs	S	36	19	203	52.8	5.6	10.7	1	0	29t	3/24	78.8	2	17	9	0	L	13-31
2018 TOTALS	2-2		68	38	425	55.9	6.3	11.2	3	1	38	3/24	83.3	10	46	10	0	1-1	



25 MARLON MACK

RUNNING BACK



6-0 • 210

NFL EXP: 3 (3rd Year with Colts)

BORN: 3/7/96



SOUTH FLORIDA



Mack was selected by the Colts in the fourth round (143rd overall) of the 2017 NFL Draft.

DOWN THE STRETCH

Favorite team and/or athlete outside of football: LeBron James

Favorite musician and/or song: YFN Lucci and Meek Mill

Hobbies outside of football: Video games and movies.

What is something interesting about you that most people may not know: I love sneakers.

Favorite food: Fried chicken

Favorite vacation spot: Miami

If you could have lunch with three people, living or dead, who would they be: LeBron James, Barack Obama and Denzel Washington

Favorite movie: "The Hangover"

Favorite TV show: "The Flash" and "The Walking Dead"

What's the one thing you couldn't live without: Football and my phone

What is your pregame ritual: I make sure that I get a good stretch in.

What was your "welcome to the NFL" moment: My first training camp and seeing how fast everything is. Going through my first preseason game also showed me how fast everything is.

What is the best advice you've ever received: Stay in your lane and work.



@MARLON_MACK25



@MDM_V5

25 MARLON MACK

RUNNING BACK



SUPPORTING THE YOUTH

Mack wanted to help the youth and create a foundation to back it up. The main purpose of his foundation is to help underprivileged youth in communities. He decided to represent his foundation and the youth by supporting the Marlon Mack Foundation for the NFL's My Cause My Cleats initiative.



NFL HIGHLIGHTS

- Has competed in 26 contests (10 starts) in two seasons and has totaled 288 carries for 1,266 yards and 12 touchdowns and added 38 receptions for 328 yards and two touchdowns. Also contributed with three kickoff returns for 69 yards.
- In 2018, he had 195 carries for 908 yards, 17 receptions for 103 yards and 10 total touchdowns. Made his first career start in Week 2. In Week 7, he had 19 rushing attempts for 126 yards and one touchdown. He also had two receptions for 33 yards and one touchdown. In Week 8, he had 22 attempts and rushed for 132 yards and two touchdowns. He also became the first Colt to have back-to-back 100-yard rushing games since Joseph Addai in 2007. In Week 15, he had a career-high 139 rushing yards on 27 carries with two touchdowns. He also added one reception for 10 yards. In Week 17, he led the team in rushing with 119 yards on 25 carries and one touchdown. It was his fourth 100-yard game of the season, which is the most by a Colt in a single season since Joseph Addai in 2007. Started two postseason games and had 194 yards on 33 carries and one touchdown. During the AFC Wild Card weekend, he had a playoff franchise-record 148 yards on 24 carries and one touchdown.
- Completed in 14 contests in his 2017 rookie season and totaled 93 carries for 358 yards and three touchdowns and added 21 receptions for 225 yards and one touchdown. Also contributed with three kickoff returns for 69 yards.

COLLEGE HIGHLIGHTS

- Was a three-year starter at running back for the University of South Florida starting in every game in which he saw action (36).
- Finished as USF's all-time leader in career rushing yards (3,609) and career rushing touchdowns (32).
- Became the first three-time all-conference selection in program history.
- Started all 12 games for the Bulls in 2016 en route to being named an American Athletic Conference first-team selection and the first three-time all-conference selection in program history.
- Became the first player in school history to rush for 1,000 yards in three consecutive seasons.

COLLEGE HIGHLIGHTS CONT...

- Set USF records for career all-purpose yards with 4,107 yards, most 100-yard rushing games (20) and career rushing touchdowns (32).
- Posted 1,187 rushing yards and 15 rushing touchdowns, which is the second-best mark in USF history.
- Ended his career ranked third on USF's all-time scoring list with 198 points (most ever by a non-kicker) and owns three of the top six rushing seasons in school history.
- Started 12 games in 2015 en route to earning first-team all-conference honors.
- Led the AAC and set a school record with 1,381 rushing yards on 210 attempts.
- Set a school record with nine 100-yard rushing games and tied another school record with his 6.6 yards per carry average.
- Led the team with 1,492 all-purpose yards (124.3 ypg.) which ranked second in the conference.
- In 2014, started all 12 games at running back in his first season and recorded one of the best rushing seasons in USF history.
- Named AAC Rookie of the Year and an all-conference first-team selection.
- Led the conference in rushing with 1,041 yards setting a new freshman school record and was one of three freshmen in the FBS to lead a conference in rushing.
- Finished third in the AAC with nine rushing touchdowns and added 21 receptions for 160 yards for 1,201 all-purpose yards.
- Exploded onto the scene with a conference record and USF record-tying 275 yards and four touchdowns against Western Carolina.

PERSONAL

- Attended Booker High School in West Sarasota, Fla. where he was rated as a four-star recruit by *ESPN.com* and ranked No. 15 on Bright House Network's Top 20 football players prior to his senior season.
- As a senior, was named a First Team Associated Press Class 5A All-State selection and was selected to play in the Semper Fidelis All-America Bowl.
- Started his own foundation, The Marlon Mack Foundation, to help underprivileged youth.
- A native of Sarasota, Fla.



@MARLON_MACK25



@MDM_V5

25 MARLON MACK

RUNNING BACK



MARLON MACK - NFL REGULAR SEASON STATISTICS

DATE	TEAM	GP	GS	RUSHING				RECEIVING					
				NO.	YDS.	AVG.	LG	TD	NO.	YDS	AVG	LG	TD
2017	Colts	14	0	93	358	3.8	35	3	21	225	10.7	34	1
2018	Colts	12	10	195	908	4.7	49	9	17	103	6.1	29	1
TOTALS		26	10	288	1,266	4.4	49	12	38	328	8.6	34	2

MARLON MACK - NFL POSTSEASON STATISTICS

DATE	TEAM	GP	GS	RUSHING				RECEIVING					
				NO.	YDS.	AVG.	LG	TD	NO.	YDS	AVG	LG	TD
2018	Colts	2	2	33	194	5.9	29	1	2	6	3.0	6	0
TOTALS		2	2	33	194	5.9	29	1	2	6	3.0	6	0

MARLON MACK - NFL REGULAR SEASON STATISTICS

DATE	TEAM	RET.	KICKOFF RETURNS				PUNT RETURNS					
			YDS.	AVG.	LG	TD	NO.	FC	YDS	AVG	LG	TD
2017	Colts	3	69	23.0	34	0	0	0	0	0.0	0	0
2018	Colts	0	0	0.0	0	0	0	0	0	0.0	0	0
TOTALS		3	69	23.0	34	0	0	0	0	0.0	0	0

MARLON MACK - NFL POSTSEASON STATISTICS

DATE	TEAM	RET.	KICKOFF RETURNS				PUNT RETURNS					
			YDS.	AVG.	LG	TD	NO.	FC	YDS	AVG	LG	TD
2018	Colts	0	0	0.0	0	0	0	0	0	0.0	0	0
TOTALS		0	0	0.0	0	0	0	0	0	0.0	0	0

SINGLE-GAME HIGHS: RUSHING/RECEIVING

Rush Attempts	27 vs. Dallas Cowboys, Dec 16, 2018 25 at Tennessee Titans, Dec 30, 2018 ...1 more at 25.	Receiving TDs	1 vs. Buffalo Bills, Oct 21, 2018 ...1 more at 1.
Rushing Yards	139 vs. Dallas Cowboys, Dec 16, 2018 132 at Oakland Raiders, Oct 28, 2018 126 vs. Buffalo Bills, Oct 21, 2018	All-purpose yards	159 vs. Buffalo Bills, Oct 21, 2018 149 vs. Dallas Cowboys, Dec 16, 2018 ...1 more at 149.
Longest Runs	49 at Oakland Raiders, Oct 28, 2018 35 vs. San Francisco 49ers, Oct 08, 2017 25 vs. Miami Dolphins, Nov 25, 2018 ...2 more at 25.	Kickoff Returns	2 at Cincinnati Bengals, Oct 29, 2017 1 at Baltimore Ravens, Dec 23, 2017
Rushing TDs	2 vs. Dallas Cowboys, Dec 16, 2018 ...1 more at 2.	Kickoff Return Yards	35 at Cincinnati Bengals, Oct 29, 2017 34 at Baltimore Ravens, Dec 23, 2017
Receptions	4 vs. Jacksonville Jaguars, Oct 22, 2017 3 at Tennessee Titans, Dec 30, 2018 ...1 more at 3.	Longest Kickoff Return	34 at Baltimore Ravens, Dec 23, 2017 24 at Cincinnati Bengals, Oct 29, 2017 11 at Cincinnati Bengals, Oct 29, 2017
Receiving Yards	40 vs. Jacksonville Jaguars, Oct 22, 2017 37 at Baltimore Ravens, Dec 23, 2017 36 at Cincinnati Bengals, Oct 29, 2017	Miscellaneous Tackles	1 at Houston Texans, Dec 09, 2018 ...1 more at 1.
Longest Receptions	34 vs. Jacksonville Jaguars, Oct 22, 2017 29 vs. Buffalo Bills, Oct 21, 2018 ...1 more at 29.	Most TDs	2 vs. Dallas Cowboys, Dec 16, 2018 ...2 more at 2.



@MARLON_MACK25



@MDM_V5

25 MARLON MACK

RUNNING BACK



SINGLE-GAME HIGHS - POSTSEASON: RUSHING/RECEIVING

Rush Attempts 24 at Houston Texans, Jan 05, 2019
 9 at Kansas City Chiefs, Jan 12, 2019

Rushing Yards 148 at Houston Texans, Jan 05, 2019
 46 at Kansas City Chiefs, Jan 12, 2019

Longest Runs 29 at Houston Texans, Jan 05, 2019
 26 at Houston Texans, Jan 05, 2019
 25 at Houston Texans, Jan 05, 2019

Rushing TDs 1 at Houston Texans, Jan 05, 2019

Receptions 2 at Houston Texans, Jan 05, 2019

Receiving Yards 6 at Houston Texans, Jan 05, 2019

Longest Receptions 6 at Houston Texans, Jan 05, 2019

All-purpose yards 154 at Houston Texans, Jan 05, 2019
 46 at Kansas City Chiefs, Jan 12, 2019

Most TDs 1 at Houston Texans, Jan 05, 2019

100-YARD RUSHING GAMES (4): REGULAR SEASON

DATE	TEAM	ATT.	YDS.	AVG.	LG	TD
10/21/18	BILLS	19	126	6.6	23	1
10/28/18	at Raiders	25	132	5.3	49	2
12/16/18	COWBOYS	27	139	5.1	21	2
12/30/18	at Titans	25	119	4.8	21	1

100-YARD RUSHING GAMES (1): POSTSEASON

DATE	TEAM	ATT.	YDS.	AVG.	LG	TD
01/05/19	at Texans	24	148	6.2	29	1

2017 GAME-BY-GAME REGULAR SEASON STATISTICS (COLTS)

DATE	OPPONENT	P/S	RUSHING				RECEIVING			TD	W/L	SCORE
			ATT	YDS	LG	TD	NO	YDS	LG			
09/10	at Rams	P	10	24	24	1	1	21	21	0	L	9-46
09/17	Cardinals	P	6	-3	3	0	1	11	11	0	L	13-16+
09/24	Browns										W	31-28
10/01	at Seahawks										L	18-46
10/08	49ers	P	9	91	35	1	1	2	2	0	W	26-23+
10/16	at Titans	P	2	18	22	0	0	0	0	0	L	22-36
10/22	Jaguars	P	5	26	14	0	4	40	34	0	L	0-27
10/29	at Bengals	P	11	27	8	0	3	36	24t	1	L	23-24
11/05	at Texans	P	9	29	11	0	0	0	0	0	W	20-14
11/12	Steelers	P	7	7	8	0	2	19	11	0	L	17-20
11/26	Titans	P	4	11	5	0	2	20	16	0	L	16-20
12/03	at Jaguars	P	6	46	25	0	1	8	8	0	L	10-30
12/10	at Bills	P	7	23	20	0	2	21	11	0	L	7-13+
12/14	Broncos	P	6	14	6	0	0	0	0	0	L	13-25
12/23	at Ravens	P	4	17	11	0	2	37	29	0	L	16-23
12/31	Texans	P	7	28	12	1	2	10	11	0	W	22-13
2017 TOTALS	14-0		93	358	35	3	21	225	34	14-12		

+ - Overtime



@MARLON_MACK25



@MDM_V5

25 MARLON MACK

RUNNING BACK



2018 GAME-BY-GAME REGULAR SEASON STATISTICS (COLTS)

DATE	OPPONENT	P/S	RUSHING				RECEIVING			TD	W/L	SCORE
			ATT	YDS	LG	TD	NO	YDS	LG			
09/09	Bengals					INACTIVE				L	23-34	
09/16	at Redskins	S	10	34	8	0	1	2	2	0	W 21-9	
09/23	at Eagles					INACTIVE				L	16-20	
09/30	Texans					INACTIVE				L	34-37+	
10/04	at Patriots					INACTIVE				L	24-38	
10/14	at Jets	S	12	89	25	0	1	4	4	0	L 34-42	
10/21	Bills	S	19	126	23	1	2	33	29t	1	W 37-5	
10/28	at Raiders	S	25	132	49	2	2	17	11	0	W 42-28	
11/11	Jaguars	P	12	29	7	0	2	9	7	0	W 29-26	
11/18	Titans	S	16	61	9	1	1	8	8	0	W 38-10	
11/25	Dolphins	S	15	85	25	0	2	11	7	0	W 27-24	
12/02	at Jaguars	S	8	27	7	0	1	6	6	0	L 0-6	
12/09	at Texans	S	14	33	7	1	0	0	0	0	W 24-21	
12/16	Cowboys	P	27	139	21	2	1	10	10	0	W 23-0	
12/23	Giants	S	12	34	11	1	1	4	4	0	W 28-27	
12/30	at Titans	S	25	119	21	1	3	-1	4	0	W 33-17	
2018 TOTALS		12-10	195	908	49	9	17	103	29t	1	10-6	

+ - Overtime

2018 GAME-BY-GAME POSTSEASON STATISTICS (COLTS)

DATE	OPPONENT	P/S	RUSHING				RECEIVING			TD	W/L	SCORE
			ATT	YDS	LG	TD	NO	YDS	LG			
01/05	at Texans	S	24	148	29	1	2	6	6	0	W 21-7	
01/12	at Chiefs	S	9	46	20	0	0	0	0	0	L 13-31	
2018 TOTALS		2-2	33	194	29	1	2	6	6	0	1-1	



@MARLON_MACK25



@MDM_V5

42 ROLAN MILLIGAN

SAFETY



5-10 • 200

NFL EXP: 1 (2nd Year with Colts)

BORN: 8/16/94

TOLEDO



Milligan was originally signed to the Colts practice squad on October 23, 2018.

DOWN THE STRETCH

What is on your bucket list: I want to go skydiving.

Who is your favorite artist: Lil Wayne

What is your favorite food: Pizza

Pet peeves: People talking too much

Do you have any hidden talents: I can sing.

What is one thing you can't live without: Family

Hobbies outside of football: I like playing video games.

What is your favorite movie: "Transformers"

Who is your mentor: My high school coach, Michael Lee.

What is your pregame ritual: I always call my sister and pray with her.

What is your favorite vacation spot: The beach

What is the best advice you've ever received:
Hard work will pay off.

BOUNCING BACK AFTER CANCELLATION

Milligan had to go through some tough times to keep his football career alive. After going to junior college at Reedley College, he went to UAB to play for a Division I program. However, after only one season they decided to cut the football program. "The day it happened there



were a bunch of people lined outside of the building," Milligan said. "People were crying. It was crazy." Different college coaches ended up coming to the campus to recruit them. "Once I took my visit to Toledo, it was a clean choice." While at Toledo, he impressed scouts enough to make it to the NFL.

28 CHRIS MILTON

CORNERBACK



5-11 • 190

NFL EXP: 4 (4th Year with Colts)

BORN: 9/15/92

GT GEORGIA TECH



Milton was originally signed by the Colts as an undrafted free agent on May 2, 2016.

DOWN THE STRETCH

Favorite team and/or athlete outside of football:

Michael Jordan

Favorite musician and/or song: Outkast

Hobbies outside of football: Fishing

Favorite food: Soul Food

What is something interesting about you that

people may not know: When I'm not playing football, I feel like a full-time fisherman.

Do you have a pet peeve: Smacking gum

Favorite vacation spot: California

If you could have lunch with three people, living

or dead, who would they be: Dr. Martin Luther King, Jr., Barack Obama and Walter Payton

Favorite movie: "Transformers"

What's the one thing you couldn't live without:

My cell phone

What was your first job: My first job was a valet parker in Atlanta. It was for a company that had different venues. One day I could be at a movie theatre and then the next day I could be at a restaurant. It just depended on wherever they sent me.

Do you have any pets: I had pets growing up. Back home my family has a farm. We have cows, pigs and chickens. It's in south Georgia. We don't sell them or anything. It was my grandparent's farm and my granddad grew tobacco.

What is your pregame ritual: I just listen to music. I listen to gospel in the morning and switch it to rap closer to game time.

What is on your bucket list: I want to see the Pyramids.

Who is your inspiration: I would say my dad. I feel like he has always been there for me. He would always push me to be the best that I can be and I never wanted to let him down. I always wanted to make him proud.



KEEPING IT REEL

Milton is used to baiting quarterbacks, but he also baits fish off the field. "I feel like if I weren't a professional football player, I would probably have a chance as a professional fisherman." This led to a tough decision when he first got into the league. "When I got a little money I didn't know whether to buy a car or a boat. I mean, I had to choose the car but the boat is going to be coming soon."



LEARNING FROM THE CHAMP

Milton has had the opportunity to learn from one of the best cornerbacks to play this century. "The crazy thing is when I was real little, I was actually at Champ Bailey's draft party back home. And I was like, 'Man, one day I want to do this.'" Milton and Bailey's family were close and when Milton was getting ready for the NFL, he reached out to Bailey. "We would train during the weeks coming up to the draft. Now if I have questions or anything like that I go to him. I still talk to him all the time."



NFL HIGHLIGHTS

- Has seen action in 35 games (one start) in his career with the Colts and has posted 13 tackles (10 solo), two passes defended, two fumble recoveries and 15 special teams stops.
- In 15 games in 2018, he posted three tackles (two solo), seven special teams stops and one fumble recovery. Played in two postseason games and contributed on special teams with two tackles and one forced fumble.
- In 2017, played in 14 games and recorded four tackles and one fumble recovery while adding five special teams tackles.
- Participated in six contests (one start) in 2016 and notched six tackles (four solo), two passes defended and three special teams stops.

COLLEGE HIGHLIGHTS

- Played in 53 games (33 starts) at Georgia Tech and collected 96 tackles (82 solo), 3.0 tackles for loss, one forced fumble, 14 passes defended and five interceptions (two returned for touchdowns).
- Finished his career with seven blocked kicks. Also recorded four kickoff returns for 44 yards and two punt returns for 39 yards.
- As a redshirt senior in 2015, started all 12 games and tallied 28 tackles (27 solo), one interception, six passes defended and two blocked kicks. Was the FBS active career leader in blocked kicks during the 2015 season.
- In 2014, started all 14 games and totaled 32 tackles (25 solo), 1.0 tackle for loss, four passes defended and two interceptions. Returned one interception for a touchdown, blocked one field goal and one PAT. Recorded a career-high eight tackles and an interception in an Orange Bowl win over Mississippi State.
- As a redshirt sophomore in 2013, appeared in all 13 games (six starts) at safety. Finished with 16 tackles (13 solo), 1.0 tackle for loss, two passes defended, three blocked punts and two interceptions (one returned for a touchdown).
- In 2012, saw action in all 14 games (one start) and totaled 20 tackles (17 solo), two passes defended and one forced fumble. He was named Georgia Tech's special teams player of the game twice.
- Redshirted as a true freshman in 2011 and did not play.

PERSONAL

- Attended Charlton County High School in Folkston, Ga. and was a four-year letterwinner.
- Rated as 19th-best prospect in the state by the *Atlanta Journal-Constitution*.
- Played quarterback and running back as a senior and rushed for 975 yards.
- As a junior, threw for 2,600 yards and rushed for 1,100 yards while completing 57 percent of his pass attempts.
- Named an all-state choice in 2009 and 2010.
- Was chosen to play in the GACA North-South All-Star Game.
- Helped lead Charlton County to regional titles in 2007, 2008 and 2009.
- Related to former NFL player, Tashard Choice, who played six seasons (2008-2013) in the league.
- Ran football drills with local students at the Colts PLAY 60 Hispanic Heritage Month Camp.
- Helped distribute Thanksgiving meals as part of the Colts Hunger Relief effort.
- A business administration major.
- A native of Folkston, Ga.

ADDITIONAL TRANSACTIONS

- Promoted to the Colts active roster on November 19, 2016.
- Signed to the Indianapolis practice squad on September 4, 2016.
- Waived by the Colts on September 3, 2016.

28 CHRIS MILTON

CORNERBACK



CHRIS MILTON - NFL REGULAR SEASON STATISTICS

DATE TEAM	GP	GS	TK	S	A	TACKLES				INTERCEPTIONS				FUMBLES				ST				MISC				
						TFL	YDS	SK	YDS	QBH	NO	YDS	LG	TD	PD	FF	FR	YDS	TK	S	A	FF	FR	S	A	
2016 Colts	6	1	6	4	2	0	0	0.0	0.0	0	0	0	0	0	2	0	0	0	3	3	0	0	0	0	0	0
2017 Colts	14	0	4	4	0	0	0	0.0	0.0	0	0	0	0	0	0	0	0	0	5	5	0	0	1	0	0	
2018 Colts	15	0	3	2	1	0	0	0.0	0.0	0	0	0	0	0	0	0	0	0	7	3	4	0	1	0	0	
TOTALS	35	1	13	10	3	0	0	0.0	0.0	0	0	0	0	0	2	0	0	0	15	11	4	0	2	0	0	

CHRIS MILTON - NFL POSTSEASON STATISTICS

DATE TEAM	GP	GS	TK	S	A	TACKLES				INTERCEPTIONS				FUMBLES				ST				MISC			
						TFL	YDS	SK	YDS	QBH	NO	YDS	LG	TD	PD	FF	FR	YDS	TK	S	A	FF	FR	S	A
2018 Colts	2	0	0	0	0	0	0	0.0	0.0	0	0	0	0	0	0	0	0	0	2	2	2	0	1	0	0
TOTALS	2	0	0	0	0	0	0	0.0	0.0	0	0	0	0	0	0	0	0	0	2	2	0	1	0	0	0

SINGLE-GAME HIGHS: DEFENSIVE

Total Tackles 3 vs. Jacksonville Jaguars, Jan 01, 2017 **Special Teams Tackles** 2 vs. Tennessee Titans, Nov 26, 2017
 ...1 more at 3. ...1 vs. New York Giants, Dec 23, 2018

Passes Defensed 1 vs. Jacksonville Jaguars, Jan 01, 2017 ...12 more at 1.

...1 more at 1. **Special Teams Fumble Recoveries** 1 at Tennessee Titans, Dec 30, 2018
 ...1 more at 1.

SINGLE-GAME HIGHS - POSTSEASON: DEFENSIVE

Special Teams Tackles 2 at Kansas City Chiefs, Jan 12, 2019 **Special Teams Forced Fumbles** 1 at Kansas City Chiefs, Jan 12, 2019

2016 GAME-BY-GAME REGULAR SEASON STATISTICS (COLTS)

DATE OPPONENT		TK	S	A	TACKLES				INTERCEPTIONS				FUMBLES				ST				MISC					
					SK	YDS	TFL	YDS	QBH	NO	YDS	LG	TD	PD	FF	FR	YDS	TK	S	A	FF	FR	S	A		
09/11 Lions																							L	35-39		
09/18 at Broncos																							L	20-34		
09/25 Chargers																							W	26-22		
10/09 Bears																							W	29-23		
10/16 at Texans																							L	23-26+		
10/23 at Titans																							W	34-26		
10/30 Chiefs																							L	14-30		
11/06 at Packers																							W	31-26		
11/20 Titans																							W	24-17		
11/24 Steelers	P	0	0	0	0.0	0.0	0	0	0	0	0	0	0	0	0	0	0	0	0	0	0	0	0	L	7-28	
12/05 at Jets	P	0	0	0	0.0	0.0	0	0	0	0	0	0	0	0	0	0	0	0	1	1	0	0	0	0	W	41-10
12/11 Texans	P	0	0	0	0.0	0.0	0	0	0	0	0	0	0	0	0	0	0	0	0	0	0	0	0	0	L	17-22
12/18 at Vikings	P	3	2	1	0.0	0.0	0	0	0	0	0	0	0	1	0	0	0	0	1	1	0	0	0	0	W	34-6
12/24 at Raiders	P	0	0	0	0.0	0.0	0	0	0	0	0	0	0	0	0	0	0	0	0	0	0	0	0	0	L	25-33
01/01 Jaguars	S	3	2	1	0.0	0.0	0	0	0	0	0	0	0	1	0	0	0	0	1	1	0	0	0	0	W	24-20
2016 TOTALS	6-1	6	4	2	0.0	0.0	0	0	0	0	0	0	0	0	0	0	0	0	3	3	0	0	0	0	0	8-7

+ - Overtime



@CMILT912



@CMILT_

55 SKAI MOORE
LINEBACKER

(SKY)



6-2 • 225

NFL EXP: 2 (2nd Year with Colts)

BORN: 1/8/95



SOUTH CAROLINA



Moore was originally signed by the Colts as an undrafted free agent on May 1, 2018.

DOWN THE STRETCH

Pregame ritual: I really just get into my music with my headphones on and just listen to a certain playlist. I listen to a lot of Young Nudy.

Bucket list: I want to go skydiving, I know that.

Favorite movie: "Life"

Favorite artist: Young Nudy and Travis Scott

Mentors: I talk to Jasper Brinkley a little bit.

Inspiration: My mom and my grandfather. Those are my two inspirations every day.

Hidden talents: I'm pretty good at fishing.

Hobbies outside of football: Hanging out with friends and my girl. We like to go to parks and stuff like that.

TACKLING HIS WAY THROUGH THE NCAA

Moore set a few records at South Carolina, including tying Bo Davies for the most interceptions in school history with 14. However, he completed a feat that had only been accomplished by 14 other players in Division I football. He led his team in tackles all four years of his career. He says he just took it year by year. "Each year I would just set that goal to lead the team in tackles. That is pretty much all that it was."



@SKAIMOORE_10

@SKAIMOORE10

55 SKAI MOORE

LINEBACKER

(SKY)



NFL HIGHLIGHTS

- Appeared in nine games (one start) in 2018 and totaled four solo tackles. Was one of five Colts rookies to start Week 1.

COLLEGE HIGHLIGHTS

- Started 37-of-50 career games at South Carolina from 2013-17 and compiled 353 tackles (213 solo), 20.5 tackles for loss, 5.5 sacks, 20 passes defended, 14 interceptions (one returned for a touchdown), three forced fumbles and three fumble recoveries.
- Became the 15th player in Division I history to lead his team in tackles in four seasons (2013-15, 2017).
- His 14 career interceptions tied for the South Carolina record.
- Started all 13 games in 2017 and registered 93 tackles (62 solo), 8.0 tackles for loss, 2.0 sacks, five passes defended and three interceptions (one returned for a touchdown). Earned First Team All-SEC recognition from the league's coaches and was named a Second Team All-SEC selection by the Associated Press and Phil Steele.
- Redshirted the 2016 season while recovering from an injury.
- In 2015, earned Second Team All-SEC recognition from the league's coaches and the Associated Press after starting 11-of-12 games and tallying 111 tackles (69 solo), 6.5 tackles for loss, 2.0 sacks, eight passes defended, four interceptions, three forced fumbles and one fumble recovery.
- Appeared in 12 games (nine starts) in 2014 and finished with 93 tackles (52 solo), 2.5 tackles for loss, 1.0 sack, three passes defended, three interceptions and one fumble recovery.
- As a freshman in 2013, saw action in all 13 games (four starts) and recorded 56 tackles (30 solo), 3.5 tackles for loss, half a sack, four passes defended, four interceptions and one fumble recovery. Selected to the coaches' SEC All-Freshman Team and was a Second Team Freshman All-America linebacker according to *247Sports.com*.

PERSONAL

- Attended Fort Lauderdale (Fla.) University High School, where he helped the team to an undefeated season and the 3A state title as a senior.
- Totalled 103 tackles, 6.0 sacks and four interceptions as a senior.
- Rated as the 43rd-best player in the state and the No. 19 outside linebacker in the nation according to *Rivals.com*.
- Graduated with a degree in interdisciplinary studies in August 2017.
- A native of Cooper City, Fla.

SKAI MOORE - NFL REGULAR SEASON STATISTICS

DATE	TEAM	GP	GS	TK	S	A	TACKLES				INTERCEPTIONS				FUMBLES				ST			MISC												
							TFL	YDS	SK	YDS	QBH	NO	YDS	LG	TD	PD	FF	FR	YDS	TK	S	A	FF	FR	S	A								
2018	Colts	9	1	4	4	0	0	0	0.0	0.0	0	0	0	0	0	0	0	0	0	0	0	0	0	0	0	0	0	0	0	0	0	0	0	0
TOTALS		9	1	4	4	0	0	0	0.0	0.0	0	0	0	0	0	0	0	0	0	0	0	0	0	0	0	0	0	0	0	0	0	0	0	



@SKAIMOORE_10



@SKAIMOORE10



SKAI MOORE - NFL POSTSEASON STATISTICS

DATE	TEAM	GP	GS	TACKLES							INTERCEPTIONS					FUMBLES			ST					MISC										
				TK	S	A	TFL	YDS	SK	YDS	QBH	NO	YDS	LG	TD	PD	FF	FR	YDS	TK	S	A	FF	FR	S	A								
2018	Colts	0	0	0	0	0	0	0.0	0.0	0.0	0	0	0	0	0	0	0	0	0	0	0	0	0	0	0	0	0	0	0	0	0	0	0	0
TOTALS	0	0	0	0	0	0	0	0.0	0.0	0.0	0	0	0	0	0	0	0	0	0	0	0	0	0	0	0	0	0	0	0	0	0	0	0	

SINGLE-GAME HIGHS: DEFENSIVE

Total Tackles

2 vs. Cincinnati Bengals, Sep 09, 2018

2018 GAME-BY-GAME REGULAR SEASON STATISTICS (COLTS)

DATE	OPPONENT	TK	S	A	TACKLES				INTERCEPTIONS					FUMBLES			ST					MISC												
					SK	YDS	TFL	YDS	QBH	NO	YDS	LG	TD	PD	FF	FR	YDS	TK	S	A	FF	FR	S	A	FF	FR	S	A	W/L	SCORE				
09/09	Bengals	S	2	2	0	0.0	0.0	0	0	0	0	0	0	0	0	0	0	0	0	0	0	0	0	0	0	0	0	0	0	0	L	23-34		
09/16	at Redskins	P	0	0	0	0.0	0.0	0	0	0	0	0	0	0	0	0	0	0	0	0	0	0	0	0	0	0	0	0	0	0	0	W	21-9	
09/23	at Eagles	P	0	0	0	0.0	0.0	0	0	0	0	0	0	0	0	0	0	0	0	0	0	0	0	0	0	0	0	0	0	0	0	L	16-20	
09/30	Texans																															L	34-37+	
10/04	at Patriots	P	0	0	0	0.0	0.0	0	0	0	0	0	0	0	0	0	0	0	0	0	0	0	0	0	0	0	0	0	0	0	0	L	24-38	
10/14	at Jets																															L	34-42	
10/21	Bills																															W	37-5	
10/28	at Raiders																															W	42-28	
11/11	Jaguars	P	0	0	0	0.0	0.0	0	0	0	0	0	0	0	0	0	0	0	0	0	0	0	0	0	0	0	0	0	0	0	0	0	W	29-26
11/18	Titans	P	2	2	0	0.0	0.0	0	0	0	0	0	0	0	0	0	0	0	0	0	0	0	0	0	0	0	0	0	0	0	0	0	W	38-10
11/25	Dolphins	P	0	0	0	0.0	0.0	0	0	0	0	0	0	0	0	0	0	0	0	0	0	0	0	0	0	0	0	0	0	0	0	0	W	27-24
12/02	at Jaguars	P	0	0	0	0.0	0.0	0	0	0	0	0	0	0	0	0	0	0	0	0	0	0	0	0	0	0	0	0	0	0	0	L	0-6	
12/09	at Texans	P	0	0	0	0.0	0.0	0	0	0	0	0	0	0	0	0	0	0	0	0	0	0	0	0	0	0	0	0	0	0	0	0	W	24-21
12/16	Cowboys																																W	23-0
12/23	Giants																																W	28-27
12/30	at Titans																																W	33-17
2018 TOTALS	9-1	4	4	4	0.0	0.0	0	0	0	0	0	0	0	0	0	0	0	0	0	0	0	0	0	0	0	0	0	0	0	0	0	0	10-6	

+ - Overtime

2018 GAME-BY-GAME POSTSEASON STATISTICS (COLTS)

DATE	OPPONENT	TK	S	A	TACKLES				INTERCEPTIONS					FUMBLES			ST					MISC												
					SK	YDS	TFL	YDS	QBH	NO	YDS	LG	TD	PD	FF	FR	YDS	TK	S	A	FF	FR	S	A	FF	FR	S	A	W/L	SCORE				
01/05	at Texans																																W	21-7
01/12	at Chiefs																																L	13-31
2018 TOTALS		0	0	0	0.0	0.0	0	0	0	0	0	0	0	0	0	0	0	0	0	0	0	0	0	0	0	0	0	0	0	0	0	0	1-1	

23 KENNY MOORE II

CORNERBACK



5-9 • 190

NFL EXP: 3 (3rd Year with Colts)

BORN: 8/23/95



Moore II was claimed by the Colts off waivers from New England on September 3, 2017.

DOWN THE STRETCH

Favorite musician and/or song: Meek Mill

Hobbies outside of football: Watching Jeopardy!

What is something interesting about you that most people may not know: I have a twin sister.

Favorite food: Southern BBQ

What's the one thing you couldn't live without: God

What was your "welcome to the NFL" moment: The first day I was in New England, Tom Brady spoke to me. He knew my name, he introduced himself, so it felt pretty cool coming from Tom Brady. You don't really think you're anyone as a rookie. Just practicing against guys like Julian Edelman and Danny Amendola was cool, too. My first game, I was thinking, 'Dang, I'm actually here. I hear all the fans. This is the real deal.'

Did you play with any NFL players in high school: When I was a freshman and he was a senior, I played basketball with Jaguars ILB Telvin Smith. We had Josh Harvey-Clemons as well, he's with the Redskins now. Me and Josh played basketball together in high school, too.

Hobbies outside of football: Photography and doing spontaneous things, whether that's going downtown and taking pictures or just hanging out. I like to get to know people. I'm trying to read more often now. I enjoy doing digital art and illustrations.

Unique jobs growing up: I worked at the pool store in Valdosta every summer in college. I worked in the chlorine room and I was basically like a little chemist, I like to say. I tested people's chlorine water to see the pH and stuff like that.

Favorite athlete: Dwyane Wade. It was Cristiano Ronaldo just because I really loved soccer, but it's definitely D-Wade. I think he's a great man on and off the court. He expresses himself well and has style. I love fashion.

Proudest achievement outside of football: My last year of college, I got an academic award. That wasn't something that I was used to getting or being honored for, but I was pretty proud of myself.

23 KENNY MOORE II

CORNERBACK



MOORE II LIFE THAN FOOTBALL

As humble of an athlete as they come, Moore wants to impact as many lives as he can and benefit the world around him. "I just care about people in general and the best way for me to show that is to go out and do it. I'm passionate about community work and helping people. I want to do more than just play football and get a check." A man of his word, Moore is planning an event in his hometown of Valdosta, Ga., to help bring the community together. "I feel like my hometown has gone through a lot, so I want to have a community festival at my college to bring everyone together for a day of fun. I want to do that annually and I think we can all have a good time."



THE MOORE YOU CAN DO

While Moore is making strides in the football world, his talent and creativity transcends the field. Moore is a self-taught photographer and designer who enjoys capturing the world around him from his own perspective. "I really love landscapes because it's not man-made. But I do love architecture because you do see what man can create. It goes hand in hand. I like to point something out and try to get my own angle on it because everybody has different types of perception." The picture and illustration are both Moore's original creations. Moore II wore No. 42 as a rookie in 2017.



HELPING IN A TIME OF NEED

During Moore's rookie year, he was driving home from a community event with the team when the car in front of him ran over a dog that was running into the street. Moore got out of his car and helped the dog and its owner. He promptly invited the dog and its owner, Max, into the car to go to the closest vet hospital. The dog had suffered a broken pelvis, but the first vet they visited wasn't able to assist and gave them the address to one that could perform surgery. Moore ended up taking them to the other vet to have the surgery done and thankfully, the dog was going to make it. Max and Moore still keep in contact to this day and Max has even made it out to a Colts game on Moore's behalf.

NFL HIGHLIGHTS

- Has appeared in 31 games (20 starts) in two seasons with the Colts finishing with 109 tackles (91 solo), 5.0 tackles for loss, 1.5 sacks, four interceptions, 16 passes defended and two forced fumbles. He has also added six special teams stops.
- In 15 starts in 2018, he had 76 tackles (63 solo), 4.0 tackles for loss, 1.5 sacks, three interceptions, 11 passes defended and one forced fumble along with one

NFL HIGHLIGHTS CONT...

- special teams stop. Started two postseason games and had 19 tackles (13 solo), 3.0 tackle for loss, 3.0 sacks, one interception and three passes defended. With 3.0 sacks in the postseason, Moore II set a team record for most sacks in a single postseason. Moore II also tied Larry Tripplett for the third-most postseason sacks in team history. During the AFC Divisional Round, Moore II totaled 13 tackles (eight solo), 2.0 tackles for loss, 2.0 sacks and one pass defended. On his second sack of the day, he tied Dwight Freeney (1/6/07 and 1/3/09) and Robert Mathis (1/3/09) as the only Colts to register 2.0 sacks in a playoff game.
- In Week 10, he had six solo tackles, 1.0 tackle for loss, two passes defended and had a forced fumble late in the fourth quarter to seal the win. In Week 11, he led the team in tackles with 10 (nine solo), 1.0 tackle for loss and half a sack.
- Appeared in all 16 games (five starts) as a rookie in 2017, finishing with 33 tackles (28 solo), 1.0 tackle for loss, one interception, five passes defended and one forced fumble.
- Notched his first career interception vs. Denver on *Thursday Night Football* on Dec. 14, 2017.
- Compiled eight solo tackles, 1.0 tackle for loss, one pass defended and one forced fumble at Baltimore on Dec. 23, 2017.

COLLEGE HIGHLIGHTS

- Played in 46 games during his four-year career (2013-16) at Valdosta State and registered 171 tackles (117 solo), 8.5 tackles for loss, 2.0 sacks, one forced fumble, 11 interceptions for 236 yards and two touchdowns and added 30 passes defended.
- As a senior in 2016, played in 11 games and totaled 65 tackles (45 solo), 6.5 tackles for loss, 13 passes defended, 1.0 sack and a career-high five interceptions.
- In 2015, appeared in 12 games and tallied 51 tackles (34 solo), 1.5 tackles for loss, 1.0 sack, nine passes defended and three interceptions (two returned for touchdowns).



@KENNYKENNEMOE3



@KENNYMOORE_II

23 KENNY MOORE II

CORNERBACK



COLLEGE HIGHLIGHTS CONT...

- As a sophomore in 2014, played in 13 games and racked up 37 tackles (26 solo), seven passes defended, two interceptions and one forced fumble.
- In 2013, saw action in 10 games and recorded 18 tackles (12 solo), half a tackle for loss, one pass defended and one interception.

PERSONAL

- Attended Lowndes High School in Valdosta, Ga. where he tallied 18 tackles, 1.0 tackle for loss and two interceptions for a team that went 9-2 and advanced to the GHSA AAAAAA Playoffs.
- One of seven siblings and has a twin sister.
- Hosted a free football camp for kids at Valdosta State in June 2019.
- A native of Valdosta, Ga.

ADDITIONAL TRANSACTIONS

- Waived by the New England Patriots on September 2, 2017.
- Signed by the Patriots as an undrafted free agent on May 5, 2017.

KENNY MOORE II - NFL REGULAR SEASON STATISTICS

DATE	TEAM	GP	GS	TACKLES							INTERCEPTIONS					FUMBLES					ST				MISC		
				TK	S	A	TFL	YDS	SK	YDS	QBH	NO	YDS	LG	TD	PD	FF	FR	YDS	TK	S	A	FF	FR	S	A	
2017	Colts	16	5	33	28	5	1	3	0.0	0.0	0	1	25	25	0	5	1	0	0	5	4	1	0	0	0	0	
2018	Colts	15	15	76	63	13	4	10	1.5	13.0	2	3	52	32	0	11	1	0	0	1	0	1	0	0	0	0	
TOTALS		31	20	109	91	18	5	13	1.5	13.0	2	4	77	32	0	16	2	0	0	6	4	2	0	0	0	0	

KENNY MOORE II - NFL POSTSEASON STATISTICS

DATE	TEAM	GP	GS	TACKLES							INTERCEPTIONS					FUMBLES					ST				MISC		
				TK	S	A	TFL	YDS	SK	YDS	QBH	NO	YDS	LG	TD	PD	FF	FR	YDS	TK	S	A	FF	FR	S	A	
2018	Colts	2	2	19	13	6	3	22	3.0	22.0	4	1	10	10	0	3	0	0	0	0	0	0	0	0	0	0	
TOTALS		2	2	19	13	6	3	22	3.0	22.0	4	1	10	10	0	3	0	0	0	0	0	0	0	0	0	0	

SINGLE-GAME HIGHS: DEFENSIVE

Total Tackles 10 vs. Tennessee Titans, Nov 18, 2018
9 at Washington Redskins, Sep 16, 2018
8 at Baltimore Ravens, Dec 23, 2017

Sacks 1.0 at Houston Texans, Dec 09, 2018
0.5 vs. Tennessee Titans, Nov 18, 2018

Passes Defensed 3 vs. Jacksonville Jaguars, Nov 11, 2018
2 at Tennessee Titans, Dec 30, 2018
...2 more at 2.

Forced Fumbles 1 vs. Jacksonville Jaguars, Nov 11, 2018
...1 more at 1.

Tackles For Loss 1 at Houston Texans, Dec 09, 2018
...4 more at 1.

Interceptions 1 at Tennessee Titans, Dec 30, 2018
...3 more at 1.

Interception Return Yards 32 vs. Cincinnati Bengals, Sep 09, 2018
25 vs. Denver Broncos, Dec 14, 2017
16 at Tennessee Titans, Dec 30, 2018

Special Teams Tackles 1 vs. Cincinnati Bengals, Sep 09, 2018
...5 more at 1.

SINGLE-GAME HIGHS - POSTSEASON: DEFENSIVE

Total Tackles 12 at Kansas City Chiefs, Jan 12, 2019
6 at Houston Texans, Jan 05, 2019
2.0 at Kansas City Chiefs, Jan 12, 2019
1.0 at Houston Texans, Jan 05, 2019

Passes Defensed 2 at Houston Texans, Jan 05, 2019
1 at Kansas City Chiefs, Jan 12, 2019

Tackles For Loss 2 at Kansas City Chiefs, Jan 12, 2019
1 at Houston Texans, Jan 05, 2019

Interceptions 1 at Houston Texans, Jan 05, 2019

Interception Return Yards 10 at Houston Texans, Jan 05, 2019



@KENNYKENNYMOE3



@KENNYMOORE_II

23 KENNY MOORE II

CORNERBACK



2017 GAME-BY-GAME REGULAR SEASON STATISTICS (COLTS)

DATE	OPPONENT	P	TACKLES							INTERCEPTIONS				FUMBLES			ST				MISC			SCORE			
			TK	S	A	SK	YDS	TFL	YDS	QBH	NO	YDS	LG	TD	PD	FF	FR	YDS	TK	S	A	FF	FR		S	A	W/L
09/10	at Rams	P	0	0	0	0.0	0.0	0	0	0	0	0	0	0	0	0	0	1	1	0	0	0	0	0	L	9-46	
09/17	Cardinals	P	0	0	0	0.0	0.0	0	0	0	0	0	0	0	0	0	0	1	1	0	0	0	0	0	L	13-16+	
09/24	Browns	P	0	0	0	0.0	0.0	0	0	0	0	0	0	0	0	0	0	0	0	0	0	0	0	0	W	31-28	
10/01	at Seahawks	P	0	0	0	0.0	0.0	0	0	0	0	0	0	0	0	0	0	0	0	0	0	0	0	0	L	18-46	
10/08	49ers	P	0	0	0	0.0	0.0	0	0	0	0	0	0	0	0	0	0	1	1	0	0	0	0	0	W	26-23-	
10/16	at Titans	P	0	0	0	0.0	0.0	0	0	0	0	0	0	0	0	0	0	1	0	1	0	0	0	0	L	22-36	
10/22	Jaguars	P	1	1	0	0.0	0.0	0	0	0	0	0	0	0	0	0	0	0	0	0	0	0	0	0	L	0-27	
10/29	at Bengals	P	0	0	0	0.0	0.0	0	0	0	0	0	0	0	0	0	0	0	0	0	0	0	0	0	L	23-24	
11/05	at Texans	P	0	0	0	0.0	0.0	0	0	0	0	0	0	0	0	0	0	0	0	0	0	0	0	0	W	20-14	
11/12	Steelers	P	0	0	0	0.0	0.0	0	0	0	0	0	0	0	0	0	0	0	0	0	0	0	0	0	L	17-20	
11/26	Titans	P	3	3	0	0.0	0.0	0	0	0	0	0	0	0	0	0	0	1	1	0	0	0	0	0	L	16-20	
12/03	at Jaguars	S	5	4	1	0.0	0.0	0	0	0	0	0	0	0	0	0	0	0	0	0	0	0	0	0	L	10-30	
12/10	at Bills	S	6	6	0	0.0	0.0	0	0	0	0	0	0	0	1	0	0	0	0	0	0	0	0	0	L	7-13-	
12/14	Broncos	S	6	3	3	0.0	0.0	0	0	0	1	25	25	0	2	0	0	0	0	0	0	0	0	0	L	13-25	
12/23	at Ravens	S	8	8	0	0.0	0.0	1	3	0	0	0	0	0	1	1	0	0	0	0	0	0	0	0	L	16-23	
12/31	Texans	S	4	3	1	0.0	0.0	0	0	0	0	0	0	0	1	0	0	0	0	0	0	0	0	0	W	22-13	
2017 TOTALS			16-5	33	28	5	0.0	0.0	1	3	0	1	25	25	0	5	1	0	0	5	4	1	0	0	0	0	4-12

+ - Overtime

2018 GAME-BY-GAME REGULAR SEASON STATISTICS (COLTS)

DATE	OPPONENT	S	TACKLES							INTERCEPTIONS				FUMBLES			ST				MISC			SCORE			
			TK	S	A	SK	YDS	TFL	YDS	QBH	NO	YDS	LG	TD	PD	FF	FR	YDS	TK	S	A	FF	FR		S	A	W/L
09/09	Bengals	S	2	2	0	0.0	0.0	0	0	0	0	1	32	32	0	1	0	0	0	1	0	1	0	0	0	L	23-34
09/16	at Redskins	S	9	7	2	0.0	0.0	1	0	0	0	0	0	0	0	0	0	0	0	0	0	0	0	0	0	W	21-9
09/23	at Eagles	S	3	2	1	0.0	0.0	0	0	0	0	0	0	0	0	0	0	0	0	0	0	0	0	0	0	L	16-20
09/30	Texans	S	3	3	0	0.0	0.0	0	0	0	0	0	0	0	0	0	0	0	0	0	0	0	0	0	0	L	34-37+
10/04	at Patriots																									L	24-38
10/14	at Jets	S	5	5	0	0.0	0.0	0	0	0	0	0	0	0	0	0	0	0	0	0	0	0	0	0	0	L	34-42
10/21	Bills	S	7	5	2	0.0	0.0	0	0	0	1	4	4	0	2	0	0	0	0	0	0	0	0	0	0	W	37-5
10/28	at Raiders	S	3	2	1	0.0	0.0	0	0	0	0	0	0	0	1	0	0	0	0	0	0	0	0	0	0	W	42-28
11/11	Jaguars	S	6	6	0	0.0	0.0	1	1	0	0	0	0	0	3	1	0	0	0	0	0	0	0	0	0	W	29-26
11/18	Titans	S	10	9	1	0.5	4.0	1	0	1	0	0	0	0	0	0	0	0	0	0	0	0	0	0	0	W	38-10
11/25	Dolphins	S	2	1	1	0.0	0.0	0	0	0	0	0	0	0	1	0	0	0	0	0	0	0	0	0	0	W	27-24
12/02	at Jaguars	S	6	4	2	0.0	0.0	0	0	0	0	0	0	0	1	0	0	0	0	0	0	0	0	0	0	L	0-6
12/09	at Texans	S	7	6	1	1.0	9.0	1	9	1	0	0	0	0	0	0	0	0	0	0	0	0	0	0	0	W	24-21
12/16	Cowboys	S	4	4	0	0.0	0.0	0	0	0	0	0	0	0	0	0	0	0	0	0	0	0	0	0	0	W	23-0
12/23	Giants	S	5	4	1	0.0	0.0	0	0	0	0	0	0	0	0	0	0	0	0	0	0	0	0	0	0	W	28-27
12/30	at Titans	S	4	3	1	0.0	0.0	0	0	0	1	16	16	0	2	0	0	0	0	0	0	0	0	0	0	W	33-17
2018 TOTALS			15-15	76	63	13	1.5	13.0	4	10	2	3	52	32	0	11	1	0	0	1	0	1	0	0	0	0	10-16

+ - Overtime

2018 GAME-BY-GAME POSTSEASON STATISTICS (COLTS)

DATE	OPPONENT	S	TACKLES							INTERCEPTIONS				FUMBLES			ST				MISC			SCORE			
			TK	S	A	SK	YDS	TFL	YDS	QBH	NO	YDS	LG	TD	PD	FF	FR	YDS	TK	S	A	FF	FR		S	A	W/L
01/05	at Texans	S	6	5	1	1.0	9.0	1	9	2	1	10	10	0	2	0	0	0	0	0	0	0	0	0	0	W	21-7
01/12	at Chiefs	S	13	8	5	2.0	13.0	2	13	2	0	0	0	0	1	0	0	0	0	0	0	0	0	0	0	L	13-31
2018 TOTALS			2-2	19	13	6	3.0	22.0	3	22	4	1	10	10	0	3	0	0	0	0	0	0	0	0	0	0	1-1



@KENNYKENNYMOE3



@KENNYMOORE_II

97 AL-QUADIN MUHAMMAD

DEFENSIVE END

(al-KWUH-deen)



6-4 • 250

NFL EXP: 3 (2nd Year with Colts)

BORN: 3/28/95

 MIAMI (FL)



Muhammad was originally claimed by the Colts from New Orleans on September 2, 2018.

DOWN THE STRETCH

Pregame ritual: I pray about three times. I usually pray when I get to the locker room, one with the team and one when I get on the field.

Bucket list: I want to take my whole entire family outside of the country

Pet peeve: Crying

Nickname: Quan

Hidden talents: Basketball

Hobbies off the field: Spending time with my son

Time you overcame adversity: I transferred to a new school and everything was crazy. The conditioning and the workouts were unbelievable. I wanted to transfer. I wanted to quit. I fought through it and it made me the person I am today.

Favorite movie: "Paid in Full."

Favorite artist: Jay-Z

One place you want to travel: Mecca

Strangest thing you have eaten: Raw sushi

DON BOSCO PREP

Being from New Jersey, Muhammad decided to transfer to Don Bosco Prep in Ramsey, N.J. Don Bosco Prep is known for their athletics and have helped many other former and current NFL players make it to an elite level. Some of the other alumni include Giants safety Jabrill Peppers, former Packers and Redskins running back Ryan Grant and former Giants and Vikings defensive end Justin Trattou.

97 AL-QUADIN MUHAMMAD

DEFENSIVE END

(al-KWUH-deen)



NFL HIGHLIGHTS

- Has appeared in 19 games (four starts) with the Colts and Saints and totaled 28 tackles (16 solo), 5.0 tackles for loss, one pass defended and one fumble recovery.
- In 2018, he played in 15 games (four starts) and had 28 tackles (16 solo), 5.0 tackles for loss, one pass defended and one fumble recovery. Started two postseason games and had five tackles (four solo), 1.0 tackle for loss and 1.0 sack. Also spent one week on the Colts' practice squad.
- Appeared in four games during his rookie season with the Saints and finished with one tackle.

COLLEGE HIGHLIGHTS

- Played in 25 games (seven starts) in two seasons at Miami (FL) and totaled 62 tackles (41 solo), 10.5 tackles for loss, 7.0 sacks, one forced fumble and one pass defended.
- Did not play football in 2016.
- In 2015, he appeared in 12 games (seven starts) and accumulated 54 tackles (34 solo), 8.5 tackles for loss, 5.0 sacks, one forced fumble and one pass defended. He led the team in tackles for loss and sacks.
- Did not play football in 2014.
- In 2013, he played in 13 games and had eight tackles (seven solo), 2.0 tackles for loss and 2.0 sacks.

PERSONAL

- Attended Don Bosco Prep in Ramsey, N.J. and was the third-ranked defensive end in the country by *Rivals.com*.
- Played in the U.S. Army All-American game in 2013.
- As a senior, he helped lead the team to the state semifinals with more than 10.0 sacks.
- Earned all-state first-team honors as a senior.
- A native of Irvington, N.J.

ADDITIONAL TRANSACTIONS

- Promoted to the Indianapolis active roster on October 13, 2018.
- Signed to the Colts practice squad on October 8, 2018.
- Waived by Indianapolis on October 4, 2018.
- Claimed by the Colts from New Orleans on September 2, 2018.
- Waived by the New Orleans Saints on Sept. 1, 2018.
- Selected by the Saints in the sixth round (196th overall) of the 2017 NFL Draft.

AL-QUADIN MUHAMMAD - NFL REGULAR SEASON STATISTICS

DATE TEAM	GP	GS	TACKLES							INTERCEPTIONS				FUMBLES				ST				MISC			
			TK	S	A	TFL	YDS	SK	YDS	QBH	NO	YDS	LG	TD	PD	FF	FR	YDS	TK	S	A	FF	FR	S	A
2017 Saints	4	0	1	0	1	0	0	0.0	0.0	0	0	0	0	0	0	0	0	0	0	0	0	0	0	0	0
2018 Colts	15	4	28	16	12	5	10	0.0	0.0	2	0	0	0	1	0	1	0	0	0	0	0	0	0	0	0
TOTALS	19	4	29	16	13	5	10	0.0	0.0	2	0	0	0	1	0	1	0	0	0	0	0	0	0	0	0

AL-QUADIN MUHAMMAD - NFL POSTSEASON STATISTICS

DATE TEAM	GP	GS	TACKLES							INTERCEPTIONS				FUMBLES				ST				MISC			
			TK	S	A	TFL	YDS	SK	YDS	QBH	NO	YDS	LG	TD	PD	FF	FR	YDS	TK	S	A	FF	FR	S	A
2017 Saints	0	0	0	0	0	0	0	0.0	0.0	0	0	0	0	0	0	0	0	0	0	0	0	0	0	0	0
2018 Colts	2	2	5	4	1	1	9	1.0	9.0	1	0	0	0	0	0	0	0	0	0	0	0	0	0	0	0
TOTALS	2	2	5	4	1	1	9	1.0	9.0	1	0	0	0	0	0	0	0	0	0	0	0	0	0	0	0

SINGLE-GAME HIGHS: DEFENSIVE

Total Tackles 5 vs. Tennessee Titans, Nov 18, 2018
3 at Tennessee Titans, Dec 30, 2018
...2 more at 3.

Fumble Recoveries 1 at New York Jets, Oct 14, 2018
Tackles For Loss 1 vs. New York Giants, Dec 23, 2018
...4 more at 1.

Passes Defensed 1 vs. Jacksonville Jaguars, Nov 11, 2018

SINGLE-GAME HIGHS - POSTSEASON: DEFENSIVE

Total Tackles 2 at Houston Texans, Jan 05, 2019
Sacks 1.0 at Houston Texans, Jan 05, 2019

Tackles For Loss 1 at Houston Texans, Jan 05, 2019



@QUA_NITO



@QUA_NITO

97

AL-QUADIN MUHAMMAD

DEFENSIVE END

(al-KWUH-deen)



2017 GAME-BY-GAME REGULAR SEASON STATISTICS (SAINTS)

DATE	OPPONENT	TK	TACKLES					INTERCEPTIONS					FUMBLES			ST				MISC		SCORE						
			S	A	SK	YDS	TFL	YDS	QBH	NO	YDS	LG	TD	PD	FF	FR	YDS	TK	S	A	FF		FR	S	A	W/L		
09/11	at Vikings	P	0	0	0	0.0	0.0	0	0	0	0	0	0	0	0	0	0	0	0	0	0	0	0	0	0	L	19-29	
09/17	Patriots																									L	20-36	
09/24	at Panthers																									W	34-13	
10/01	at Dolphins																									W	20-0	
10/15	Lions																									W	52-38	
10/22	at Packers	P	0	0	0	0.0	0.0	0	0	0	0	0	0	0	0	0	0	0	0	0	0	0	0	0	0	W	26-17	
10/29	Bears																									W	20-12	
11/05	Buccaneers																									W	30-10	
11/12	at Bills																									W	47-10	
11/19	Redskins																									W	34-31+	
11/26	at Rams																									L	20-26	
12/03	Panthers																									W	31-21	
12/07	at Falcons																									L	17-20	
12/17	Jets	P	1	0	1	0.0	0.0	0	0	0	0	0	0	0	0	0	0	0	0	0	0	0	0	0	0	W	31-19	
12/24	Falcons																									W	23-13	
12/31	at Buccaneers	P	0	0	0	0.0	0.0	0	0	0	0	0	0	0	0	0	0	0	0	0	0	0	0	0	0	L	24-31	
2017 TOTALS		4-0	1	0	1	0.0	0.0	0	0	0	0	0	0	0	0	0	0	0	0	0	0	0	0	0	0	0	0	11-5

+ - Overtime

2018 GAME-BY-GAME REGULAR SEASON STATISTICS (COLTS)

DATE	OPPONENT	TK	TACKLES					INTERCEPTIONS					FUMBLES			ST				MISC		SCORE						
			S	A	SK	YDS	TFL	YDS	QBH	NO	YDS	LG	TD	PD	FF	FR	YDS	TK	S	A	FF		FR	S	A	W/L		
09/09	Bengals	P	1	1	0	0.0	0.0	1	0	0	0	0	0	0	0	0	0	0	0	0	0	0	0	0	0	0	L	23-34
09/16	at Redskins	S	3	1	2	0.0	0.0	0	0	0	0	0	0	0	0	0	0	0	0	0	0	0	0	0	0	0	W	21-9
09/23	at Eagles	S	2	2	0	0.0	0.0	0	0	0	0	0	0	0	0	0	0	0	0	0	0	0	0	0	0	0	L	16-20
09/30	Texans	P	2	2	0	0.0	0.0	0	0	0	0	0	0	0	0	0	0	0	0	0	0	0	0	0	0	0	L	34-37+
10/04	at Patriots																									L	24-38	
10/14	at Jets	P	2	1	1	0.0	0.0	1	2	0	0	0	0	0	0	0	1	0	0	0	0	0	0	0	0	0	L	34-42
10/21	Bills	P	1	1	0	0.0	0.0	0	0	0	0	0	0	0	0	0	0	0	0	0	0	0	0	0	0	0	W	37-5
10/28	at Raiders	P	0	0	0	0.0	0.0	0	0	0	0	0	0	0	0	0	0	0	0	0	0	0	0	0	0	0	W	42-28
11/11	Jaguars	P	2	2	0	0.0	0.0	1	4	0	0	0	0	0	0	1	0	0	0	0	0	0	0	0	0	0	W	29-26
11/18	Titans	P	5	0	5	0.0	0.0	0	0	0	0	0	0	0	0	0	0	0	0	0	0	0	0	0	0	0	W	38-10
11/25	Dolphins	P	1	1	0	0.0	0.0	0	0	0	0	0	0	0	0	0	0	0	0	0	0	0	0	0	0	0	W	27-24
12/02	at Jaguars	P	2	2	0	0.0	0.0	0	0	0	0	0	0	0	0	0	0	0	0	0	0	0	0	0	0	0	L	0-6
12/09	at Texans	S	1	1	0	0.0	0.0	1	4	1	0	0	0	0	0	0	0	0	0	0	0	0	0	0	0	0	W	24-21
12/16	Cowboys	S	0	0	0	0.0	0.0	0	0	0	0	0	0	0	0	0	0	0	0	0	0	0	0	0	0	0	W	23-0
12/23	Giants	P	3	1	2	0.0	0.0	1	0	0	0	0	0	0	0	0	0	0	0	0	0	0	0	0	0	0	W	28-27
12/30	at Titans	P	3	1	2	0.0	0.0	0	0	0	0	0	0	0	0	0	0	0	0	0	0	0	0	0	0	0	W	33-17
2018 TOTALS		15-4	28	16	12	0.0	0.0	5	10	2	0	0	0	0	0	1	0	1	0	0	0	0	0	0	0	0	0	10-6

+ - Overtime

2017 GAME-BY-GAME POSTSEASON STATISTICS (SAINTS)

DATE	OPPONENT	TK	TACKLES					INTERCEPTIONS					FUMBLES			ST				MISC		SCORE							
			S	A	SK	YDS	TFL	YDS	QBH	NO	YDS	LG	TD	PD	FF	FR	YDS	TK	S	A	FF		FR	S	A	W/L			
01/07	Panthers																										W	31-26	
01/14	at Vikings																										L	24-29	
2017 TOTALS			0	0	0	0.0	0.0	0	0	0	0	0	0	0	0	0	0	0	0	0	0	0	0	0	0	0	0	0	1-1

2018 GAME-BY-GAME POSTSEASON STATISTICS (COLTS)

DATE	OPPONENT	TK	TACKLES					INTERCEPTIONS					FUMBLES			ST				MISC		SCORE							
			S	A	SK	YDS	TFL	YDS	QBH	NO	YDS	LG	TD	PD	FF	FR	YDS	TK	S	A	FF		FR	S	A	W/L			
01/05	at Texans	S	2	2	0	1.0	9.0	1	9	1	0	0	0	0	0	0	0	0	0	0	0	0	0	0	0	0	0	W	21-7
01/12	at Chiefs	S	3	2	1	0.0	0.0	0	0	0	0	0	0	0	0	0	0	0	0	0	0	0	0	0	0	0	L	13-31	
2018 TOTALS		2-2	5	4	1	1.0	9.0	1	9	1	0	0	0	0	0	0	0	0	0	0	0	0	0	0	0	0	0	1-1	



@QUA_NITO



@QUA_NITO

56 QUENTON NELSON

CENTER/GUARD



6-5 • 330

NFL EXP: 2 (2nd Year with Colts)

BORN: 3/19/96



NOTRE DAME



Nelson was selected by the Colts in the first round (sixth overall) of the 2018 NFL Draft.

DOWN THE STRETCH

Favorite football memory: Playing in the LSU game. That was our last game at Notre Dame and we capped it off by winning. It was a great game.

Who is someone you look up to: My father and my brother.

What did you want to be growing up: I think I wanted to be a basketball player at first. Then, as I got older, I realized football was my true calling.

What is a superpower you'd like to have: Probably laser vision.

Favorite food: Steak, medium rare

Favorite TV show: "Game of Thrones"

What is your guilty pleasure: Eating

Hobbies outside of football: Fishing and hanging out with friends.

What's the one thing you couldn't live without: My family

Pregame ritual: I usually just go out on the field and stretch, warmup and walk through some plays. I walk through my foot work and do some pass sets. Then I am game ready.

Bucket list: I want to go see Europe.

Mentors: My position coach at Notre Dame, Coach Hiestand, Nick Martin and Ronnie Stanley. They were all big mentors and teachers for me that taught me a lot.

Nicknames: Q

When did you face adversity: I would say my freshman year in college dealing with the academics at Notre Dame and with going to another level of football. It was a hard transition, but one that was awesome for me.



@BIGQ56



@QUENTON_NELSON

56 QUENTON NELSON

CENTER/GUARD



FIRST TEAM ALL-PRO

Nelson and teammate Darius Leonard were both named First Team All-Pro in 2018. Nelson and Leonard joined Pro Football Hall of Famers Dick Butkus and Gale Sayers (Chicago, 1965) as the second pair of rookie teammates to be selected First Team All-Pro since the Associated Press started selecting All-Pro teams in 1940. Nelson started all 16 games at left guard and played all 1,136 of the Colts' offensive snaps in 2018. He was part of an offensive line that allowed the fewest sacks in the NFL (18) and had the lowest sacks allowed per pass attempt rate (2.7 percent). Nelson assisted with an offense that ranked in the top-10 in points per game (27.1, fifth), yards per game (386.2, seventh) and passing yards per game (278.8, sixth). From Weeks 5-12, quarterback Andrew Luck attempted 239 passes without being sacked, which was the third-longest streak in NFL history. Nelson also helped pave the way for running back Marlon Mack to register four 100-yard rushing games in 2018.



ROOKIE OF THE MONTH

Nelson was named NFL Offensive Rookie of the Month for the month of October. He became the first guard in NFL history and the seventh offensive lineman overall to win Rookie of the Month honors. In Weeks 5-8, Indianapolis scored 30 or more points in three straight games for the first time since 2010. Nelson provided protection for Andrew Luck, who was sacked only one time in October. In Weeks 7 and 8, the Colts rushed for over 200 yards in two straight games for the first time in the same season since 1985.



BORN FOR THE BIG STAGE:

Nelson has always been big. He was born at 10 pounds and 10 ounces and continued growing from there. He was so big that when he played Pop Warner football, he played with kids two years older than him and was forced to lose 20 pounds before each season. Nelson was referenced by his Notre Dame teammates as a refrigerator.



NFL HIGHLIGHTS

- Started all 16 games in 2018 at left guard. Was part of an offensive line that ranked first in the NFL for the fewest sacks allowed. He was one of five rookies to start Week 1 for the Colts. Also helped protect Andrew Luck during a 464-yard, four touchdown performance in Week 4. In Weeks 7 and 8, he started both games and helped the Colts rush for over 200 yards in back-to-back games, which was the first time in the same season since 1985. Was part of an offensive line that didn't allow a sack in five straight games, which tied the New York Giants (2010) and Tennessee Titans (2008) for the third-longest streak since 1982. He was named to his first Pro Bowl and was the first rookie Colts offensive lineman to make the Pro Bowl since 1983 when Chris Hinton did it. Started two postseason games and helped the Colts rush for a postseason franchise-record 200 yards during the AFC Wild Card weekend.
- Nelson was named AP First-Team All-Pro. Nelson and Darius Leonard joined Alan Ameche (1955), Milt Davis (1957) and Edgerrin James (1999) as the only Colts rookies to be selected AP First Team All-Pro. Leonard and Nelson became the first rookie tandem to be named AP First Team All-Pro since Dick Butkus and Gale Sayers (Chicago) did it in 1965.
- Nelson was named to the *Sporting News* All-Pro Team as well as the PFWA All-NFL, All-AFC and All-Rookie Teams.

COLLEGE HIGHLIGHTS

- Started 36-of-37 career games at Notre Dame at left guard.
- As a senior in 2017, named a unanimous All-America selection.
- Earned Second Team All-America honors from The Associated Press and *Sports Illustrated* in 2016.
- Surrendered just 3.0 sacks, none in the last two years, and four quarterback hits, two in the last two years, in 2,474 career snaps.
- As a team captain in 2017, started all 13 games at left guard and helped win the program's first Citrus Bowl appearance by defeating LSU, 21-17.

56 QUENTON NELSON

CENTER/GUARD



COLLEGE HIGHLIGHTS CONT...

- Became the 34th unanimous All-American in Notre Dame history, the first Irish offensive lineman to earn such an honor since tackle Aaron Taylor in 1993 and Notre Dame's sixth-ever unanimous All-American offensive lineman.
- Named First Team All-America by the Football Writers Association of America, *The Sporting News*, The Walter Camp Football Foundation, The Associated Press and the American Football Coaches Association (AFCA).
- Was one of three finalists for the Outland Trophy, an award given to the nation's top interior lineman.
- Named Notre Dame's 2017 Monogram Club Most Valuable Player after spearheading an offensive line that won the Joe Moore Award as college football's most outstanding offensive line.
- Surrendered zero sacks, one quarterback hit and three quarterback hurries in 883 offensive snaps.
- Started all 12 games at left guard and was named Notre Dame Offensive Lineman of the Year.
- Was part of an offensive line that paved the way for 417.6 total yards per game.
- Started 11-of-12 games at left guard on an offensive line which was a finalist for the inaugural Joe Moore Award.
- Assisted the Irish to a 10-3 record and an appearance in the Fiesta Bowl vs. Ohio State.
- Part of an offensive line that helped the Irish average 5.63 rushing yards per carry (eighth-best in the FBS) – a modern (post WWII) school record.
- The Irish ranked 27th nationally in total offense, averaging 466.4 yards per game, its third-best mark since setting a school record in 1970 by averaging 510.5 yards per game.

PERSONAL

- Attended Red Bank Catholic (N.J.) High School and garnered Second Team All-America honors from *USA Today* and *MaxPreps* in 2013. Also named an Honorable Mention All-America selection by *Parade Prep*.
- Named to *USA Today* American Family Insurance All-USA New Jersey team for 2013.
- Selected to MSG Varsity all-New Jersey squad.
- Played in the U.S. Army All-American Bowl in San Antonio.
- In 2013, his team finished 9-1 in 2013 and averaged 279.0 rushing yards and 43.5 points per game.
- Registered 61 tackles and 3.0 sacks on defense.
- Named to *MaxPreps* Junior All-America 2012 second team.
- Helped Red Bank earn a New Jersey state title in 2012 after registering 42 tackles and 7.0 sacks en route to earning second-team all-state honors from the *Newark Star-Ledger*.
- Also assisted with an offense that averaged 38 points and 341.0 yards per game on offense in 2012.
- A native of Red Bank, N.J.

QUENTON NELSON - NFL REGULAR SEASON STATISTICS

DATE	TEAM	GP	GS
2018	Colts	16	16
TOTALS		16	16

QUENTON NELSON - NFL POSTSEASON STATISTICS

DATE	TEAM	GP	GS
2018	Colts	2	2
TOTALS		2	2



@BIGQ56



@QUENTON_NELSON

56 QUENTON NELSON

CENTER/GUARD



2018 GAME-BY-GAME REGULAR SEASON STATISTICS (COLTS)

DATE	OPPONENT	P/S	W/L	SCORE
09/09	Bengals	S	L	23-34
09/16	at Redskins	S	W	21-9
09/23	at Eagles	S	L	16-20
09/30	Texans	S	L	34-37+
10/04	at Patriots	S	L	24-38
10/14	at Jets	S	L	34-42
10/21	Bills	S	W	37-5
10/28	at Raiders	S	W	42-28
11/11	Jaguars	S	W	29-26
11/18	Titans	S	W	38-10
11/25	Dolphins	S	W	27-24
12/02	at Jaguars	S	L	0-6
12/09	at Texans	S	W	24-21
12/16	Cowboys	S	W	23-0
12/23	Giants	S	W	28-27
12/30	at Titans	S	W	33-17
2018 TOTALS	16-16		10-6	

+ - Overtime

2018 GAME-BY-GAME POSTSEASON STATISTICS (COLTS)

DATE	OPPONENT	P/S	W/L	SCORE
01/05	at Texans	S	W	21-7
01/12	at Chiefs	S	L	13-31
2018 TOTALS	2-2		1-1	



@BIGQ56



@QUENTON_NELSON

95 DADI NICOLAS

DEFENSIVE END

(Daddy)



6-3 • 251

NFL EXP: 3

BORN: 9/29/92

VT VIRGINIA TECH



Nicolas was signed by the Colts as a free agent on May 14, 2019.

DOWN THE STRETCH

What is on your bucket list: I want to serve the world as much as I can.

Do you have a pregame ritual: I like to read the Bible and I listen to music.

Do you have any nicknames: Big Papa

Favorite artist: J. Cole

What is the best advice that you have ever gotten: Fail as much as you can and dream big.

Do you have any hidden talents: I don't know if it is hidden but I can 'Moss' guys and get jump balls if I played receiver.

What is your favorite vacation spot: Honolulu, Hawaii

What is one thing you can't live without: Headphones

What are your hobbies outside of football: I love being on the beach and by the water. It calms my mind.

Who was your favorite athlete growing up: Julius Peppers

95 DADI NICOLAS

DEFENSIVE END



(Daddy)

NFL HIGHLIGHTS

- Has appeared in 11 games during his time with the Chiefs, Seahawks and Redskins and has not recorded any stats.
- He spent 2018 training camp with the Redskins after spending the offseason program with Seattle.
- In 2017, he spent the season on the Reserve/Physically Unable to Perform list.
- As a rookie with the Chiefs in 2016, he appeared in 11 games but did not record any stats.

COLLEGE HIGHLIGHTS

- Played in 49 games (26 starts) at Virginia Tech and finished with 165 tackles (87 solo), 35.5 tackles for loss, 17.0 sacks, one interception, seven passes defended, three forced fumbles and three fumble recoveries.
- As a senior, finished with 45 tackles (21 solo), 7.0 tackles for loss, 2.5 sacks, two passes defended, two forced fumbles and two fumble recoveries.
- In 2014, he totaled 71 tackles (33 solo), 18.0 tackles for loss, 8.5 sacks, one pass defended and one fumble recovery.
- In 2013, he accumulated 32 tackles (22 solo), 7.0 tackles for loss, 4.0 sacks, one interception and three passes defended.
- In 2012, he had 17 tackles (11 solo), 3.5 tackles for loss, 2.0 sacks, one pass defended and one forced fumble.

PERSONAL

- Attended Atlantic High School in Delray Beach, Fla.
- Born in Port-au-Prince, Haiti.
- Majored in sociology.

ADDITIONAL TRANSACTIONS

- Waived by the Washington Redskins on September 2, 2018.
- Signed by Washington as a free agent on August 1, 2018.
- Waived by the Seattle Seahawks on June 13, 2018.
- Signed by Seattle as a free agent on May 17, 2018.
- Waived by the Kansas City Chiefs on May 4, 2018.
- Selected by the Chiefs in the sixth round (203rd overall) of the 2016 NFL Draft.

DADI NICOLAS - NFL REGULAR SEASON STATISTICS

DATE	TEAM	GP	GS	TK			TACKLES			INTERCEPTIONS				FUMBLES			ST			MISC						
				S	A	TFL	YDS	SK	YDS	QBH	NO	YDS	LG	TD	PD	FF	FR	YDS	TK	S	A	FF	FR	S	A	
2016	Chiefs	11	0	0	0	0	0	0.0	0.0	0	0	0	0	0	0	0	0	0	0	0	0	0	0	0	0	
2017	Chiefs	0	0	0	0	0	0	0.0	0.0	0	0	0	0	0	0	0	0	0	0	0	0	0	0	0	0	
TOTALS		11	0	0	0	0	0	0.0	0.0	0	0	0	0	0	0	1	0	0	0	0	0	0	0	0	0	0

DADI NICOLAS - NFL POSTSEASON STATISTICS

DATE	TEAM	GP	GS	TK			TACKLES			INTERCEPTIONS				FUMBLES			ST			MISC					
				S	A	TFL	YDS	SK	YDS	QBH	NO	YDS	LG	TD	PD	FF	FR	YDS	TK	S	A	FF	FR	S	A
2016	Chiefs	0	0	0	0	0	0	0.0	0.0	0	0	0	0	0	0	0	0	0	0	0	0	0	0	0	0
2017	Chiefs	0	0	0	0	0	0	0.0	0.0	0	0	0	0	0	0	0	0	0	0	0	0	0	0	0	0
TOTALS		0	0	0	0	0	0	0.0	0.0	0	0	0	0	0	0	0	0	0	0	0	0	0	0	0	0

SINGLE-GAME HIGHS: DEFENSIVE

Passes Defensed

1 at Indianapolis Colts, Oct 30, 2016

30 GEORGE ODUM

SAFETY



6-1 • 202

NFL EXP: 2 (2nd Year with Colts)

BORN: 11/3/93



CENTRAL
ARKANSAS



Odum was signed by the Colts as an undrafted free agent on May 1, 2018.

DOWN THE STRETCH

Hobbies off the field: Well I like trying to find new things to do. Over this last break I was looking at an old house I could buy and fix up. Normally what I do is buy and sell cars. I go fishing a lot. I really like to hoop but I am not going to do that in season.

Pregame ritual: Every day before the game I go walk around the town to get a feel of it and how it is going to feel outside. Right before that game I take two to three minutes to pray before I go out. When we go out I go out to the end zone and give thanks to God because you never know how long you are going to be able to play.

Bucket list: I want to say I took care of my own kids and I want to be the best possible role model I can be.

Favorite TV network: Cartoon Network

Favorite Movie: "8-Mile" or "Lord of the Rings"

Favorite artist: Migos

When you overcame adversity: I would say making the 53-man roster with all these big names in front of me. You never know if you are going to make it. I went through so much in my head, counting the numbers and it didn't look like I was going to make it at all. But I am here now.



@DA_REAL_GOAT_31

30 GEORGE ODUM

SAFETY



JERSEY RETIRED

Odum was honored in 2018 at his old high school, Millington Central, when they retired the No. 5 jersey he wore during his time there. He became the fifth football player to have his jersey retired. While at Millington Central, Odum played safety, wide receiver and even returned kicks.



NFL HIGHLIGHTS

- Appeared in all 16 games (two starts) in 2018 and had 28 tackles (19 solo), 1.0 tackle for loss, one interception, two passes defended and nine special teams stops. In Week 11, he made his first career start and had six tackles (four solo) and 1.0 tackle for loss. In Week 15, he recorded his first career interception and added five solo tackles and one pass defended. In Week 16, he tied for the team high in tackles with nine. Appeared in one postseason game and totaled one solo tackle and one special teams stop.

COLLEGE HIGHLIGHTS

- Played in 48 games (39 starts) at Central Arkansas from 2013-17 at outside linebacker and defensive back.
- Totaled 350 tackles (223 solo), 29.0 tackles for loss, 6.5 sacks, 13 passes defended, two interceptions (one returned for a touchdown), six forced fumbles, four fumble recoveries and three blocked kicks. Also registered three career punt returns for 69 yards and one touchdown.
- Named the Southland Conference Defensive Player of the Week four times in his career and led the team in tackles in his final two seasons (2016-17).
- In 2017, named SLC Defensive Player of the Year and was a First Team All-SLC selection after compiling 120 tackles (78 solo), 8.0 tackles for loss, 4.0 sacks, two passes defended, one forced fumble and one fumble recovery. Also named to the 2017 STATS FCS All-America team.
- Started all 13 games in 2016 at outside linebacker and was named a First Team All-SLC choice after tallying 86 tackles (58 solo), 7.5 tackles for loss, 2.5 sacks, four passes defended, one interception (returned for a touchdown), four forced fumbles, two fumble recoveries and two blocked kicks.
- In 2015, started all 11 games and compiled 67 tackles (41 solo), 5.5 tackles for loss, three passes defended and one fumble recovery.
- Appeared in 12 games (three starts) at defensive back in 2014 and finished with 77 tackles (46 solo), 8.0 tackles for loss, four passes defended, one interception, one forced fumble and one blocked kick. Also returned a punt for a touchdown.
- Redshirted in 2013 as a true freshman.

PERSONAL

- Attended Red Bank Catholic (N.J.) High School and garnered Second Team All-America honors from *USA Today* and *MaxPreps* in 2013. Also named an Honorable Mention All-America selection by *Parade Prep*.
- Named to *USA Today* American Family Insurance All-USA New Jersey team for 2013.
- Selected to MSG Varsity all-New Jersey squad.
- Played in the U.S. Army All-American Bowl in San Antonio.
- In 2013, his team finished 9-1 in 2013 and averaged 279.0 rushing yards and 43.5 points per game.
- Registered 61 tackles and 3.0 sacks on defense.
- Named to *MaxPreps* Junior All-America 2012 second-team.
- Helped Red Bank earn a New Jersey state title in 2012 after registering 42 tackles and 7.0 sacks en route to earning second-team all-state honors from the *Newark Star-Ledger*.
- Also assisted with an offense that averaged 38 points and 341.0 yards per game on offense in 2012.
- A native of Red Bank, N.J.





GEORGE ODUM - NFL REGULAR SEASON STATISTICS

DATE	TEAM	GP	GS	TACKLES							INTERCEPTIONS			FUMBLES			ST				MISC					
				TK	S	A	TFL	YDS	SK	YDS	QBH	NO	YDS	LG	TD	PD	FF	FR	YDS	TK	S	A	FF	FR	S	A
2018	Colts	16	2	28	19	9	1	1	0.0	0.0	0	1	14	14	0	2	0	0	0	9	3	6	0	0	0	0
TOTALS	16	2	28	19	9	1	1	0.0	0.0	0	1	14	14	0	2	0	0	0	9	3	6	0	0	0	0	

GEORGE ODUM - NFL POSTSEASON STATISTICS

DATE	TEAM	GP	GS	TACKLES							INTERCEPTIONS			FUMBLES			ST				MISC					
				TK	S	A	TFL	YDS	SK	YDS	QBH	NO	YDS	LG	TD	PD	FF	FR	YDS	TK	S	A	FF	FR	S	A
2018	Colts	2	0	2	2	0	1	2	0.0	0.0	0	0	0	0	0	0	0	0	0	1	0	1	0	0	0	0
TOTALS	2	0	2	2	0	1	2	0.0	0.0	0	0	0	0	0	0	0	0	0	1	0	1	0	0	0	0	

SINGLE-GAME HIGHS: DEFENSIVE

- Total Tackles** 9 vs. New York Giants, Dec 23, 2018
6 vs. Tennessee Titans, Nov 18, 2018
5 at Tennessee Titans, Dec 30, 2018
...1 more at 5.
- Passes Defensed** 1 at Tennessee Titans, Dec 30, 2018
...1 more at 1.
- Tackles For Loss** 1 vs. Tennessee Titans, Nov 18, 2018
- Interceptions** 1 vs. Dallas Cowboys, Dec 16, 2018
- Interception Return Yards** 14 vs. Dallas Cowboys, Dec 16, 2018
- Special Teams Tackles** 3 at New York Jets, Oct 14, 2018
2 at Tennessee Titans, Dec 30, 2018
...1 more at 2.

SINGLE-GAME HIGHS - POSTSEASON: DEFENSIVE

- Total Tackles** 1 at Houston Texans, Jan 05, 2019
- Tackles For Loss** 1 at Kansas City Chiefs, Jan 12, 2019
- Special Teams Tackles** 1 at Houston Texans, Jan 05, 2019

2018 GAME-BY-GAME REGULAR SEASON STATISTICS (COLTS)

DATE	OPPONENT	P	TACKLES							INTERCEPTIONS			FUMBLES			ST				MISC							
			TK	S	A	SK	YDS	TFL	YDS	QBH	NO	YDS	LG	TD	PD	FF	FR	YDS	TK	S	A	FF	FR	S	A	W/L	SCORE
09/09	Bengals	P	0	0	0	0.0	0.0	0	0	0	0	0	0	0	0	0	0	0	0	0	0	0	0	0	0	L	23-34
09/16	at Redskins	P	0	0	0	0.0	0.0	0	0	0	0	0	0	0	0	0	0	0	0	0	0	0	0	0	0	W	21-9
09/23	at Eagles	P	0	0	0	0.0	0.0	0	0	0	0	0	0	0	0	0	0	0	0	0	0	0	0	0	0	L	16-20
09/30	Texans	P	0	0	0	0.0	0.0	0	0	0	0	0	0	0	0	0	0	2	1	1	0	0	0	0	0	L	34-37+
10/04	at Patriots	P	0	0	0	0.0	0.0	0	0	0	0	0	0	0	0	0	0	0	0	0	0	0	0	0	0	L	24-38
10/14	at Jets	P	0	0	0	0.0	0.0	0	0	0	0	0	0	0	0	0	0	3	2	1	0	0	0	0	0	L	34-42
10/21	Bills	P	0	0	0	0.0	0.0	0	0	0	0	0	0	0	0	0	0	0	0	0	0	0	0	0	0	W	37-5
10/28	at Raiders	P	0	0	0	0.0	0.0	0	0	0	0	0	0	0	0	0	0	1	0	1	0	0	0	0	0	W	42-28
11/11	Jaguars	P	1	1	0	0.0	0.0	0	0	0	0	0	0	0	0	0	0	1	0	1	0	0	0	0	0	W	29-26
11/18	Titans	S	6	4	2	0.0	0.0	1	1	0	0	0	0	0	0	0	0	0	0	0	0	0	0	0	0	W	38-10
11/25	Dolphins	P	0	0	0	0.0	0.0	0	0	0	0	0	0	0	0	0	0	0	0	0	0	0	0	0	0	W	27-24
12/02	at Jaguars	P	0	0	0	0.0	0.0	0	0	0	0	0	0	0	0	0	0	0	0	0	0	0	0	0	0	L	0-6
12/09	at Texans	P	2	2	0	0.0	0.0	0	0	0	0	0	0	0	0	0	0	0	0	0	0	0	0	0	0	W	24-21
12/16	Cowboys	P	5	5	0	0.0	0.0	0	0	0	1	14	14	0	1	0	0	0	0	0	0	0	0	0	0	W	23-0
12/23	Giants	P	9	4	5	0.0	0.0	0	0	0	0	0	0	0	0	0	0	0	0	0	0	0	0	0	0	W	28-27
12/30	at Titans	S	5	3	2	0.0	0.0	0	0	0	0	0	0	0	1	0	0	0	2	0	2	0	0	0	0	W	33-17
2018 TOTALS	16-2		28	19	9	0.0	0.0	1	1	0	1	14	14	0	2	0	0	0	9	3	6	0	0	0	0	10-6	

+ - Overtime

2018 GAME-BY-GAME POSTSEASON STATISTICS (COLTS)

DATE	OPPONENT	P	TACKLES							INTERCEPTIONS			FUMBLES			ST				MISC							
			TK	S	A	SK	YDS	TFL	YDS	QBH	NO	YDS	LG	TD	PD	FF	FR	YDS	TK	S	A	FF	FR	S	A	W/L	SCORE
01/05	at Texans	P	1	1	0	0.0	0.0	0	0	0	0	0	0	0	0	0	0	1	0	1	0	0	0	0	0	W	21-7
01/12	at Chiefs	P	1	1	0	0.0	0.0	1	2	0	0	0	0	0	0	0	0	0	0	0	0	0	0	0	0	L	13-31
2018 TOTALS	2-0		2	2	0	0.0	0.0	1	2	0	0	0	0	0	0	0	0	0	0	0	1	0	0	0	0	1-1	

14 ZACH PASCAL

WIDE RECEIVER



6-2 • 214

NFL EXP: 2 (2nd Year with Colts)

BORN: 12/18/94



OLD DOMINION



Pascal was claimed by the Colts off waivers from Tennessee on June 15, 2018.

DOWN THE STRETCH

Pregame ritual: I always pray in the end zone and I have to hit a couple dance moves.

Bucket list: I want to have a game-winning touchdown in the Super Bowl.

Pets: I have three dogs.

Nicknames: Six

Favorite food: Chipotle

Favorite artist: Lightshow

Favorite vacation spot: Cancun, Mexico

Favorite TV show: "The Fresh Prince of Bel-Air"

Favorite movie: "2 Fast 2 Furious"

What is the best advice you've ever gotten: Control what you can control.

Who is your inspiration/mentor: My godbrother, Kareem.

Pet peeves: Ignorance

What are some of your hobbies outside of football: I like to watch Netflix and videos on YouTube. I also play Fortnite as well.

Do you have any hidden talents: I can play the drums, sing and I can dance too.

Favorite athlete growing up: LeBron James

14 ZACH PASCAL

WIDE RECEIVER



OLD DOMINION, NEW ERA

Pascal starred as a cornerback and receiver at Wise High School in Upper Marlboro, Md. Mostly recruited to play on the defensive side of the ball, Pascal chose to attend Old Dominion to keep his dream of playing receiver alive. Once given the opportunity to play his favored position, Pascal responded with a school-record 233 career receptions, while his 3,184 receiving yards and 30 receiving touchdowns are both the second-highest marks in school history. Pascal was rewarded for his stellar college career by becoming the first Monarch to be invited to the NFL Combine in 2017.



NFL HIGHLIGHTS

- Appeared in all 16 games (four starts) in his rookie season and has totaled 27 receptions for 268 yards and two touchdowns as well as two carries for 10 yards. He also had 13 kickoff returns for 273 yards. In Week 4, he scored his first career touchdown. In Week 6, he made his first career start and led the team in receptions (five). In Week 14, he set a single-game career-high with 68 yards on five receptions. Appeared in two postseason games (one start) and had two receptions for 13 yards and one carry for 14 yards. In the AFC Divisional Round, he recovered a blocked punt in the end zone for a touchdown.
- Spent a portion of his 2017 rookie season on the Tennessee Titans practice squad.

COLLEGE HIGHLIGHTS

- Played in 49 games (41 starts) at Old Dominion and totaled 233 receptions for 3,184 yards and 30 touchdowns. His 233 receptions are a school record.
- In 2016, he started all 13 games and accumulated 65 receptions for 946 yards and nine touchdowns. He also rushed 23 times for 145 yards and returned 12 kicks for 315 yards. He was a Second Team All-Conference USA selection.
- In 2015, he appeared in 12 games (11 starts) and had 68 receptions for 970 yards. His 68 receptions in a season are tied for the second most in school history. He also had 165 rushing yards with one touchdown and 414 return yards.
- His 1,549 all-purpose yards are a single-season school record. He was a Second Team All-Conference USA selection.
- Started all 12 games as a redshirt sophomore and finished with 59 receptions for 743 yards and seven touchdowns.
- In 2013, he appeared in 12 games (five starts) and caught 41 passes for 534 yards and six touchdowns.
- Redshirted as a true freshman in 2012.

PERSONAL

- Attended Wise High School in Upper Marlboro, Md. and accumulated 21 catches for over 500 yards and eight touchdowns as a senior.
- Named a first-team all-county and third-team all-state selection as a senior.
- Played in the 2012 All-State Chick-fil-A Challenge football game.
- Majored in sports management.
- A native of Upper Marlboro, Md.

ADDITIONAL TRANSACTIONS

- Waived by the Tennessee Titans on June 14, 2018.
- Signed by the Titans to a reserve/future contract on January 15, 2018.
- Signed to the Tennessee practice squad on September 26, 2017.
- Waived by the Titans on September 23, 2017.
- Signed to the Tennessee active roster from the practice squad on September 20, 2017.
- Signed to the Titans practice squad on September 4, 2017.
- Waived by the Washington Redskins on September 2, 2017.
- Signed by the Redskins as an undrafted free agent on May 4, 2017.

14 ZACH PASCAL

WIDE RECEIVER



ZACH PASCAL - NFL REGULAR SEASON STATISTICS

DATE	TEAM	GP	GS	RECEIVING					RUSHING				
				NO.	YDS	AVG	LG	TD	NO.	YDS.	AVG.	LG	TD
2017	Titans	0	0	0	0	0.0	0	0	0	0.0	0	0	0
2018	Colts	16	4	27	268	9.9	28	2	2	10	5.0	8	0
TOTALS		16	4	27	268	9.9	28	2	2	10	5.0	8	0

ZACH PASCAL - NFL POSTSEASON STATISTICS

DATE	TEAM	GP	GS	RECEIVING					RUSHING				
				NO.	YDS	AVG	LG	TD	NO.	YDS.	AVG.	LG	TD
2017	Titans	0	0	0	0	0.0	0	0	0	0.0	0	0	0
2018	Colts	2	1	2	13	6.5	7	0	1	14	14.0	14	0
TOTALS		2	1	2	13	6.5	7	0	1	14	14.0	14	0

SINGLE-GAME HIGHS: RUSHING/RECEIVING

Rush Attempts	1 at Jacksonville Jaguars, Dec 02, 2018 ...1 more at 1.	All-purpose yards	88 vs. Houston Texans, Sep 30, 2018 72 vs. Cincinnati Bengals, Sep 09, 2018 70 at New York Jets, Oct 14, 2018
Rushing Yards	8 at New York Jets, Oct 14, 2018 2 at Jacksonville Jaguars, Dec 02, 2018	Kickoff Returns	2 at Tennessee Titans, Dec 30, 2018 ...3 more at 2.
Longest Runs	8 at New York Jets, Oct 14, 2018 2 at Jacksonville Jaguars, Dec 02, 2018	Kickoff Return Yards	55 at Tennessee Titans, Dec 30, 2018 54 vs. Cincinnati Bengals, Sep 09, 2018 35 at Philadelphia Eagles, Sep 23, 2018
Receptions	6 vs. Houston Texans, Sep 30, 2018 5 at Houston Texans, Dec 09, 2018 ...1 more at 5.	Longest Kickoff Return	29 at Tennessee Titans, Dec 30, 2018 28 vs. Cincinnati Bengals, Sep 09, 2018 27 at New York Jets, Oct 14, 2018
Receiving Yards	68 at Houston Texans, Dec 09, 2018 56 vs. Houston Texans, Sep 30, 2018 41 vs. New York Giants, Dec 23, 2018	Special Teams Tackles	2 vs. Buffalo Bills, Oct 21, 2018
Longest Receptions	28 at Houston Texans, Dec 09, 2018 18 vs. Houston Texans, Sep 30, 2018 ...1 more at 18.	Miscellaneous Tackles	1 at New York Jets, Oct 14, 2018
Receiving TDs	1 at Houston Texans, Dec 09, 2018 ...1 more at 1.	Most TDs	1 at Houston Texans, Dec 09, 2018 ...1 more at 1.

SINGLE-GAME HIGHS - POSTSEASON: RUSHING/RECEIVING

Rush Attempts	1 at Houston Texans, Jan 05, 2019	All-purpose yards	76 at Kansas City Chiefs, Jan 12, 2019 20 at Houston Texans, Jan 05, 2019
Rushing Yards	14 at Houston Texans, Jan 05, 2019	Kickoff Returns	3 at Kansas City Chiefs, Jan 12, 2019
Longest Runs	14 at Houston Texans, Jan 05, 2019	Kickoff Return Yards	69 at Kansas City Chiefs, Jan 12, 2019
Receptions	1 at Kansas City Chiefs, Jan 12, 2019 ...1 more at 1.	Longest Kickoff Return	27 at Kansas City Chiefs, Jan 12, 2019 23 at Kansas City Chiefs, Jan 12, 2019 19 at Kansas City Chiefs, Jan 12, 2019
Receiving Yards	7 at Kansas City Chiefs, Jan 12, 2019 6 at Houston Texans, Jan 05, 2019	Most TDs	1 at Kansas City Chiefs, Jan 12, 2019
Longest Receptions	7 at Kansas City Chiefs, Jan 12, 2019 6 at Houston Texans, Jan 05, 2019		



@ZACHPASCAL6



@OKAYSIX_

14 ZACH PASCAL

WIDE RECEIVER



2017 GAME-BY-GAME REGULAR SEASON STATISTICS (TITANS)

DATE	OPPONENT	P/S	RECEIVING			ATT	RUSHING			TD	W/L	SCORE
			NO	YDS	LG		TD	YDS	LG			
09/10	Raiders									L	16-26	
09/17	Jaguars									W	37-16	
09/24	Seahawks									W	33-27	
10/01	at Texans									L	14-57	
10/08	at Dolphins									L	10-16	
10/16	Colts									W	36-22	
10/22	at Browns									W	12-9+	
11/05	Ravens									W	23-20	
11/12	Bengals									W	24-20	
11/16	at Steelers									L	17-40	
11/26	at Colts									W	20-16	
12/03	Texans									W	24-13	
12/10	at Cardinals									L	7-12	
12/17	at 49ers									L	23-25	
12/24	Rams									L	23-27	
12/31	Jaguars									W	15-10	
2017 TOTALS	0-0		0	0	0	0	0	0	0	0	9-7	

+ - Overtime

2018 GAME-BY-GAME REGULAR SEASON STATISTICS (COLTS)

DATE	OPPONENT	P/S	RECEIVING			ATT	RUSHING			TD	W/L	SCORE
			NO	YDS	LG		TD	YDS	LG			
09/09	Bengals	P	1	18	18	0	0	0	0	0	L	23-34
09/16	at Redskins	P	0	0	0	0	0	0	0	0	W	21-9
09/23	at Eagles	P	1	3	3	0	0	0	0	0	L	16-20
09/30	Texans	P	6	56	18	1	0	0	0	0	L	34-37+
10/04	at Patriots	S	1	12	12	0	0	0	0	0	L	24-38
10/14	at Jets	S	5	35	15	0	1	8	8	0	L	34-42
10/21	Bills	P	0	0	0	0	0	0	0	0	W	37-5
10/28	at Raiders	P	1	-4	-4	0	0	0	0	0	W	42-28
11/11	Jaguars	P	0	0	0	0	0	0	0	0	W	29-26
11/18	Titans	P	1	11	11	0	0	0	0	0	W	38-10
11/25	Dolphins	P	0	0	0	0	0	0	0	0	W	27-24
12/02	at Jaguars	P	1	16	16	0	1	2	2	0	L	0-6
12/09	at Texans	P	5	68	28	1	0	0	0	0	W	24-21
12/16	Cowboys	P	1	12	12	0	0	0	0	0	W	23-0
12/23	Giants	S	4	41	15	0	0	0	0	0	W	28-27
12/30	at Titans	S	0	0	0	0	0	0	0	0	W	33-17
2018 TOTALS	16-4		27	268	28	2	2	10	8	0	10-6	

+ - Overtime

2017 GAME-BY-GAME POSTSEASON STATISTICS (TITANS)

DATE	OPPONENT	P/S	RECEIVING			ATT	RUSHING			TD	W/L	SCORE
			NO	YDS	LG		TD	YDS	LG			
01/06	at Chiefs										W	22-21
01/13	at Patriots										L	14-35
2017 TOTALS	0-0		0	0	0	0	0	0	0	0	1-1	

2018 GAME-BY-GAME POSTSEASON STATISTICS (COLTS)

DATE	OPPONENT	P/S	RECEIVING			ATT	RUSHING			TD	W/L	SCORE
			NO	YDS	LG		TD	YDS	LG			
01/05	at Texans	P	1	6	6	0	1	14	14	0	W	21-7
01/12	at Chiefs	S	1	7	7	0	0	0	0	0	L	13-31
2018 TOTALS	2-1		2	13	7	0	1	14	14	0	1-1	



@ZACHPASCAL6



@OKAYSIX_

59 CARROLL PHILLIPS

DEFENSIVE END



6-3 • 242

NFL EXP: 3 (2nd Year with Colts)

BORN: 9/2/92

I ILLINOIS



Phillips was originally signed to the Colts practice squad on September 3, 2018.

DOWN THE STRETCH

What is on your bucket list: I want to go skydiving, rock climbing and zip lining.

Do you have any nicknames: Wild Man, I've had that since I was little.

What is your pregame ritual: I pray and listen to rap music.

Who is your favorite artist: Rick Ross

What is your favorite type of food: Shrimp pasta

What is your favorite vacation spot: Bahamas

What is your favorite TV show: "Martin"

What is the best advice you've ever gotten: Always go for what you want and never give up no matter the turns in your life.

Who is your mentor: Dwight Jackson, he was one of our football coaches. My second mentor is Corey Liuget.

Pet peeves: When things don't go as planned

Hidden Talents: I can bowl

What are some of your hobbies outside of football: Fishing

Who was your favorite athlete growing up: Chad Johnson

59 CARROLL PHILLIPS

DEFENSIVE END



AN UNLIKELY PATH

Phillips ended his high school football career by winning the Florida 6A State Championship in 2010. However, continuing his football career after that was no easy feat. Phillips planned on going to the University of Cincinnati, but was a half-credit short of meeting the academic requirements. He ended up attending Copiah-Lincoln Community College in Mississippi for one season before transferring to Illinois. During his senior year, he was named to the All Big-Ten first-team by the media. He became the first Illinois player to be named to the team since 2011.

NFL HIGHLIGHTS

- In two seasons with the Jaguars and Colts, has appeared in 10 games and has four tackles (one solo) and one special teams stop. He has appeared in two postseason contests and has not recorded any statistics.
- In 2018, he played in six games and totaled four tackles (one solo) and one special teams stop. He also spent time on the Colts practice squad.
- In 2017, he appeared in four games and did not record any statistics. Also appeared in two postseason games. Spent time on the Jaguars practice squad as well.

COLLEGE HIGHLIGHTS

- Appeared in 31 career games at Illinois, making 88 career tackles, 25.5 tackles for loss, 12.0 sacks and three fumble recoveries.
- Started 11-of-12 games his senior year and made 56 tackles, 20.0 tackles for loss and 9.0 sacks.
- Was named a First Team All-Big 10 choice by the media and was an Honorable Mention All-Big 10 selection by the coaches.
- Saw action in 12 games as a junior, starting three of them. Made 26 tackles, 4.5 tackles for loss, 2.0 sacks and two passes defensed.
- Appeared in seven games in 2014, totaling six tackles and 1.0 sack before missing the last six games of the season due to injury.
- Played in eight games at Copiah-Lincoln Community College in 2013 making 50 tackles, 8.0 tackles for loss, 4.0 sacks and one interception (returned for a touchdown).

PERSONAL

- Went to Miami (Fla.) Central High School and was a three-star recruit by ESPN, *Rivals* and *247Sports*.
- Helped lead Miami Central to a Florida Class 6A State Championship in 2010 with a 14-1 record.
- A native of Miami.

ADDITIONAL TRANSACTIONS

- Promoted to the Indianapolis active roster on September 28, 2018.
- Signed to the Colts practice squad on September 3, 2018.
- Waived by the Jacksonville Jaguars on August 31, 2018.
- Signed to the Jaguars active roster from the practice squad on December 2, 2017.
- Signed to the Jacksonville practice squad on September 4, 2017.
- Waived by the Jaguars on September 2, 2017.
- Signed by the Jacksonville as an undrafted rookie on May 1, 2017.

CARROLL PHILLIPS - NFL REGULAR SEASON STATISTICS

DATE TEAM	GP	GS	TK	S	A	TACKLES					INTERCEPTIONS				FUMBLES					ST				MISC							
						TFL	YDS	SK	YDS	QBH	NO	YDS	LG	TD	PD	FF	FR	YDS	TK	S	A	FF	FR	S	A						
2017 Jaguars	4	0	0	0	0	0	0	0.0	0.0	0	0	0	0	0	0	0	0	0	0	0	0	0	0	0	0	0	0	0	0	0	0
2018 Colts	6	0	4	1	3	0	0	0.0	0.0	0	0	0	0	0	0	0	0	0	0	0	0	0	0	0	0	0	0	0	0	0	0
TOTALS	10	0	4	1	3	0	0	0.0	0.0	0	0	0	0	0	0	0	0	0	0	0	0	0	0	0	0	0	0	0	0	0	0



@_WILDMAN6



@_WILDMAN6

59

CARROLL PHILLIPS

DEFENSIVE END



CARROLL PHILLIPS - NFL POSTSEASON STATISTICS

DATE TEAM	GP	GS	TACKLES							INTERCEPTIONS					FUMBLES					ST					MISC									
			TK	S	A	SK	YDS	TFL	YDS	QBH	NO	YDS	LG	TD	PD	FF	FR	YDS	TK	S	A	FF	FR	S	A	FF	FR	S	A					
2017 Jaguars	2	0	0	0	0	0	0	0.0	0.0	0	0	0	0	0	0	0	0	0	0	0	0	0	0	0	0	0	0	0	0	0	0	0	0	0
2018 Colts	0	0	0	0	0	0	0	0.0	0.0	0	0	0	0	0	0	0	0	0	0	0	0	0	0	0	0	0	0	0	0	0	0	0	0	
TOTALS	2	0	0	0	0	0	0.0	0.0	0	0	0	0	0	0	0	0	0	0	0	0	0	0	0	0	0	0	0	0	0	0	0	0	0	

SINGLE-GAME HIGHS: DEFENSIVE

Total Tackles 2 at New York Jets, Oct 14, 2018
1 at New England Patriots, Oct 04, 2018

Special Teams Tackles 1 at New England Patriots, Oct 04, 2018

2017 GAME-BY-GAME REGULAR SEASON STATISTICS (JAGUARS)

DATE OPPONENT	TACKLES							INTERCEPTIONS					FUMBLES					ST					MISC		A/W/L SCORE								
	TK	S	A	SK	YDS	TFL	YDS	QBH	NO	YDS	LG	TD	PD	FF	FR	YDS	TK	S	A	FF	FR	S	A	FF		FR	S	A					
09/10 at Texans	DID NOT PLAY																											W	29-7				
12/03 Colts	P	0	0	0	0.0	0.0	0	0	0	0	0	0	0	0	0	0	0	0	0	0	0	0	0	0	0	0	0	0	0	0	0	W	30-10
12/10 Seahawks	P	0	0	0	0.0	0.0	0	0	0	0	0	0	0	0	0	0	0	0	0	0	0	0	0	0	0	0	0	0	0	0	0	W	30-24
12/17 Texans	P	0	0	0	0.0	0.0	0	0	0	0	0	0	0	0	0	0	0	0	0	0	0	0	0	0	0	0	0	0	0	0	0	W	45-7
12/24 at 49ers	INACTIVE																											L	33-44				
12/31 at Titans	P	0	0	0	0.0	0.0	0	0	0	0	0	0	0	0	0	0	0	0	0	0	0	0	0	0	0	0	0	0	0	0	L	10-15	
2017 TOTALS	4-0	0	0	0	0.0	0.0	0	0	0	0	0	0	0	0	0	0	0	0	0	0	0	0	0	0	0	0	0	0	0	0	0	4-2	

2018 GAME-BY-GAME REGULAR SEASON STATISTICS (COLTS)

DATE OPPONENT	TACKLES							INTERCEPTIONS					FUMBLES					ST					MISC		A/W/L SCORE									
	TK	S	A	SK	YDS	TFL	YDS	QBH	NO	YDS	LG	TD	PD	FF	FR	YDS	TK	S	A	FF	FR	S	A	FF		FR	S	A						
09/09 Bengals	PRACTICE SQUAD																											L	23-34					
09/16 at Redskins	PRACTICE SQUAD																											W	21-9					
09/23 at Eagles	PRACTICE SQUAD																											L	16-20					
09/30 Texans	P	0	0	0	0.0	0.0	0	0	0	0	0	0	0	0	0	0	0	0	0	0	0	0	0	0	0	0	0	0	0	0	0	L	34-37	
10/04 at Patriots	P	1	0	1	0.0	0.0	0	0	0	0	0	0	0	0	0	0	1	1	0	0	0	0	0	0	0	0	0	0	0	0	L	24-38		
10/14 at Jets	P	2	0	2	0.0	0.0	0	0	0	0	0	0	0	0	0	0	0	0	0	0	0	0	0	0	0	0	0	0	0	0	0	L	34-42	
10/21 Bills	P	0	0	0	0.0	0.0	0	0	0	0	0	0	0	0	0	0	0	0	0	0	0	0	0	0	0	0	0	0	0	0	0	0	W	37-5
10/28 at Raiders	P	0	0	0	0.0	0.0	0	0	0	0	0	0	0	0	0	0	0	0	0	0	0	0	0	0	0	0	0	0	0	0	0	0	W	42-28
11/11 Jaguars	P	1	1	0	0.0	0.0	0	0	0	0	0	0	0	0	0	0	0	0	0	0	0	0	0	0	0	0	0	0	0	0	0	0	W	29-26
11/18 Titans	INJURED RESERVE																											W	38-10					
11/25 Dolphins	INJURED RESERVE																											W	27-24					
12/02 at Jaguars	INJURED RESERVE																											L	0-6					
12/09 at Texans	INJURED RESERVE																											W	24-21					
12/16 Cowboys	INJURED RESERVE																											W	23-0					
12/23 Giants	INJURED RESERVE																											W	28-27					
12/30 at Titans	INJURED RESERVE																											W	33-17					
2018 TOTALS	6-0	4	1	3	0.0	0.0	0	0	0	0	0	0	0	0	0	0	1	1	0	0	0	0	0	0	0	0	0	0	0	0	10-6			

+ - Overtime

2017 GAME-BY-GAME POSTSEASON STATISTICS (JAGUARS)

DATE OPPONENT	TACKLES							INTERCEPTIONS					FUMBLES					ST					MISC		A/W/L SCORE									
	TK	S	A	SK	YDS	TFL	YDS	QBH	NO	YDS	LG	TD	PD	FF	FR	YDS	TK	S	A	FF	FR	S	A	FF		FR	S	A						
01/07 Bills	P	0	0	0	0.0	0.0	0	0	0	0	0	0	0	0	0	0	0	0	0	0	0	0	0	0	0	0	0	0	0	0	0	0	W	10-3
01/14 at Steelers	P	0	0	0	0.0	0.0	0	0	0	0	0	0	0	0	0	0	0	0	0	0	0	0	0	0	0	0	0	0	0	0	0	0	W	45-42
01/21 at Patriots	INACTIVE																											L	20-24					
2017 TOTALS	2-0	0	0	0	0.0	0.0	0	0	0	0	0	0	0	0	0	0	0	0	0	0	0	0	0	0	0	0	0	0	0	0	2-1			

2018 GAME-BY-GAME POSTSEASON STATISTICS (COLTS)

DATE OPPONENT	TACKLES							INTERCEPTIONS					FUMBLES					ST					MISC		A/W/L SCORE						
	TK	S	A	SK	YDS	TFL	YDS	QBH	NO	YDS	LG	TD	PD	FF	FR	YDS	TK	S	A	FF	FR	S	A	FF		FR	S	A			
01/05 at Texans	INJURED RESERVE																											W	21-7		
01/12 at Chiefs	INJURED RESERVE																											L	13-31		
2018 TOTALS	0	0	0	0.0	0.0	0	0	0	0	0	0	0	0	0	0	0	0	0	0	0	0	0	0	0	0	0	0	0	0	0	1-1



@_WILDMAN6



@_WILDMAN6

69 WILLIAM POEHLS

GUARD



6-8 • 344

NFL EXP: 2 (1st Year with Colts)

BORN: 11/27/91



MONTANA



Poehls was signed by the Colts to a reserve/future contract on December 31, 2018.

DOWN THE STRETCH

What is on your bucket list: I would love to tour Europe. I think it would also be cool to golf at Augusta National Golf Club.

Pets: I have a dog named Molly.

Do you have any nicknames: There are too many to list. There is Wild Bill, Big Red, Big Will and Fat Thor.

Do you have a pregame ritual: I listen to music and always have to listen to my brother's band's song. Their name is Third Star and the song's name is "Miss You."

What is your favorite type of food: Mexican

What is your favorite vacation spot: I would probably say anywhere that has a beach and a golf course.

What is your favorite TV show: "Big Bang Theory" and "Arrow"

What is your favorite movie: "Lord of the Rings: Return of the King"

What is the best advice you've ever gotten: Try and work harder than anybody else.

Who is your inspiration: My wife

Do you have any hidden talents: I play guitar and I sing.

Pet peeves: I hate people that smack when they eat.

What is one thing you can't live without: My truck and golf clubs.

Hobbies outside of football: I like to mountain bike and do woodwork.

Karaoke song: "Amish Paradise" by Weird Al

69 WILLIAM POEHLS

GUARD



A WOODWORKER AT HEART

Poehls enjoys watching hockey and mountain biking, but one hobby he enjoys and helps out at the house is woodworking. He told *Fansided.com* that he built his bed frame headboard, entertainment center and different cutting boards. However, he says he is not the best woodworker on the team. "I am not as good as Le'Raven Clark," Poehls said.

NFL HIGHLIGHTS

- Spent time with the Titans, Bills, Bears and Jaguars but has not appeared in a game.
- In 2018, he spent time with Jacksonville before being waived at the beginning of the regular season.
- In 2017, he spent time on the Jaguars active roster but was inactive for all 16 games and postseason contests.
- Spent time on the Buffalo and Chicago practice squads in 2016.
- Spent the 2014-15 seasons on the Titans practice squad.

COLLEGE HIGHLIGHTS

- Appeared in 45 games (27 starts) at Montana.
- Started all 13 games his senior year and earned a Second Team All-Big Sky Conference selection.
- Started 11-of-13 games at right guard in his junior year in 2012.
- Appeared in all 14 games (two starts) as a sophomore.
- Played in five games as a reserve offensive lineman five games as a freshman.

PERSONAL

- Attended Chandler (Ariz.) High School.
- Was team captain of both the football and wrestling teams, earning three letters in both sports.
- In his senior year, earned a 5A First Team All-State and All-Region selection and all-region honors as a junior.

ADDITIONAL TRANSACTIONS

- Released by the Jacksonville Jaguars on September 1, 2018.
- Claimed off of waivers (Bears) by the Jaguars on September 3, 2017.
- Released by the Chicago Bears on September 2, 2017.
- Signed a reserve/future contract with Chicago on January 3, 2017.
- Signed to the Bears practice squad on November 2, 2016.
- Released from the Buffalo Bills practice squad on October 27, 2016.
- Signed to the Buffalo practice squad on September 19, 2016.
- Released by the Tennessee Titans on September 2 2016.
- Signed a reserve/future contract with the Titans on January 5, 2016.
- Signed to the Tennessee practice squad on September 6, 2015.
- Released by the Titans on September 5, 2015.
- Signed a reserve/future contract with Tennessee on December 29, 2014.
- Signed to the Titans practice squad on August 31, 2014.
- Released by Tennessee on August 30, 2014.
- Signed with the Titans as an undrafted rookie free agent on May 16, 2014.

WILLIAM POEHLS - NFL REGULAR SEASON STATISTICS

DATE TEAM	GP	GS
2017 Bears	0	0
2017 Jaguars	0	0
2017 TOTAL	0	0
2018 Jaguars	0	0
TOTALS	0	0

Went from Bears to Jaguars.

WILLIAM POEHLS - NFL POSTSEASON STATISTICS

DATE TEAM	GP	GS
2017 Jaguars	0	0
2018 Colts	0	0
TOTALS	0	0



2017 GAME-BY-GAME REGULAR SEASON STATISTICS (JAGUARS)

DATE	OPPONENT	P/S	W/L	SCORE
09/10	at Texans		W	29-7
09/17	Titans		L	16-37
09/24	Ravens		W	44-7
10/01	at Jets		L	20-23+
10/08	at Steelers		W	30-9
10/15	Rams		L	17-27
10/22	at Colts		W	27-0
11/05	Bengals		W	23-7
11/12	Chargers		W	20-17+
11/19	at Browns		W	19-7
11/26	at Cardinals		L	24-27
12/03	Colts		W	30-10
12/10	Seahawks		W	30-24
12/17	Texans		W	45-7
12/24	at 49ers		L	33-44
12/31	at Titans		L	10-15
2017 TOTALS	0-0		10-8	

+ - Overtime

2018 GAME-BY-GAME REGULAR SEASON STATISTICS (JAGUARS)

DATE	OPPONENT	P/S	W/L	SCORE
09/09	at Giants		W	20-15
09/16	Patriots		W	31-20
09/23	Titans		L	6-9
09/30	Jets		W	31-12
10/07	at Chiefs		L	14-30
10/14	at Cowboys		L	7-40
10/21	Texans		L	7-20
10/28	Eagles		L	18-24
11/11	at Colts		L	26-29
11/18	Steelers		L	16-20
11/25	at Bills		L	21-24
12/02	Colts		W	6-0
12/06	at Titans		L	9-30
12/16	Redskins		L	13-16
12/23	at Dolphins		W	17-7
12/30	at Texans		L	3-20
2018 TOTALS	0-0		5-11	

2017 GAME-BY-GAME POSTSEASON STATISTICS (JAGUARS)

DATE	OPPONENT	P/S	W/L	SCORE
01/07	Bills		W	10-3
01/14	at Steelers		W	45-42
01/21	at Patriots		L	20-24
2017 TOTALS	0-0		2-1	

2018 GAME-BY-GAME POSTSEASON STATISTICS (COLTS)

DATE	OPPONENT	P/S	W/L	SCORE
01/05	at Texans		W	21-7
01/12	at Chiefs		L	13-31
2018 TOTALS	0-0		1-1	

75 CARAUN REID

DEFENSIVE TACKLE



6-2 • 292

NFL EXP: 5 (3rd Year with Colts)

BORN: 11/23/91



Reid was signed by the Colts as a free agent on June 10, 2019.

DOWN THE STRETCH

Favorite musicians and/or song: Stevie Wonder, Fred Hammond, PJ Morton and Jason Nelson/Hillsong – “So Alive”

Hobbies outside of football: Singing, playing the guitar, reading and Netflix.

What is something interesting about you that most people may not know: I have been in many choirs and was in an acapella choir in college.

Favorite food: Anything Jamaican

Favorite vacation spot: Jamaica

Favorite TV show: “New Girl” and “This Is Us”

What’s the one thing you couldn’t live without: God, my family and Jamaican food

Pregame ritual: I wake up and read a devotional. Go to breakfast. I have to get French toast no matter where I am. I go to the stadium around two to two and a half hours before. I warm up and then right before I go back in I go and do a breathing exercise right on the 50-yard line. I close my eyes and kind of take the moment in and concentrate. Then I go back to the locker room and start jamming out to some music.

What is on your bucket list: I want to put out an album and have a family.

Pets: My parents recently adopted a stray cat named Charlie. So I guess that is our family pet.

Do you have any mentors: On the field I would say Ndamukong Suh. I call him my big brother. Off the field and just in life my mentor is my father.

Do you have any nicknames: Raun, Run, Chop, Brother Reid.

Pet peeves: When people are late. I also don’t like people touching my food.

Favorite movie: “Pretty Woman” and “Coming to America”

75 CARAUN REID

DEFENSIVE TACKLE



CONDUCTING HIS CAREER

When Reid isn't on the field making plays, he is playing music. When he was at Princeton he was involved in an acappella group called "Old NasSoul," a jazz band and also sang at church. He has been involved in music from a young age. "I was raised in a church so when you are raised in that environment you grew up playing something." He still keeps up with music today. "I do little stuff now like sometimes I sing and post videos on my Instagram page. Putting out music is something that I have always wanted to do and something that I work on, but I have a day job so it's not like I'm actively working on it." He says his goal is to someday release a gospel or life music album.



NFL HIGHLIGHTS

- Has competed in 44 career games (13 starts) between the Colts, Cowboys, Redskins, Lions and Chargers and has totaled 46 tackles (34 solo), 3.5 sacks, 10.0 tackles for loss, one forced fumble, two fumble recoveries and two passes defended.
- In 2018, he saw action in 10 games (one start) with the Cowboys and tallied 10 tackles (six solo), 1.0 tackle for loss, half a sack and one forced fumble.
- In 2017, saw action in one game with the Lions, spent three weeks on the Redskins active roster but did not see playing time and was inactive for the last two Colts games of the regular season.
- Appeared in seven games with the Chargers in 2016 and tallied 16 tackles (eight solo), 1.0 sack, one pass defended and one fumble recovery.
- Played in 14 games (12 starts) in 2015 with the Lions and registered 29 tackles (23 solo), 2.0 sacks and one fumble recovery.
- As a rookie with the Lions in 2014, saw action in 12 games and compiled two tackles and one pass defended.

COLLEGE HIGHLIGHTS

- Played in 40 games (2009-2013) at Princeton, totaling 168 tackles (75 solo), 41.0 tackles for loss, 20.5 sacks, 10 passes defended, two forced fumbles, one fumble recovery, one interception and seven blocked kicks.
- As a senior in 2013, played all in 10 games and became Princeton's first two-time All-America honoree in 20 years after tallying 26 tackles (16 solo), 11.0 tackles for loss, 6.5 sacks, one interception, one pass defended and one blocked kick.
- Also named a finalist for the Ivy League Defensive Player of the Year, earned his third straight first team All-Ivy League honor and led the Tigers to an Ivy League title as a team co-captain.
- As a junior, played in nine games and earned Second

COLLEGE HIGHLIGHTS CONT...

- Team All-America honors and First Team All-Ivy League honors on the defensive line after recording 40 tackles (19 solo), 9.5 tackles for loss, 5.5 sacks, one forced fumble, one pass defended and three blocked kicks.
- In 2011, saw action in all 10 games and earned First Team All-Ivy League honors after leading all linemen in the conference with 68 tackles (29 solo). Also registered 16.0 tackles for loss, 8.0 sacks, one forced fumble, one fumble recovery, three passes defended and three blocked kicks, including two blocked extra points against Dartmouth in the season finale.
- Played in one game in 2010 before suffering a season-ending injury.
- As a freshman in 2009, played in all 10 games and earned the Harland "Pink" Baker '22 Award given to Princeton's top defensive freshman.
- Recorded 34 tackles (11 solo), 4.5 tackles for loss, half a sack and four passes defended.

PERSONAL

- Attended Mount St. Michael Academy in Bronx, N.Y. where he earned all-league honors twice and all-city and all-state honors as a senior lineman.
- Also was awarded the Joe Thomas Award as lineman of the year and won the school's Monsignor Matthew Peters student-athlete award.
- A native of Bronx, N.Y.

ADDITIONAL TRANSACTIONS

- Signed by the Cowboys on September 25, 2018.
- Released by Dallas on September 1, 2018.
- Signed by the Cowboys on August 21, 2018.
- Released by Indianapolis on August 18, 2018.
- Signed by the Colts on December 18, 2017.
- Waived by the Washington Redskins on December 4, 2017.
- Signed by the Redskins as a free agent on November 14, 2017.
- Waived by the Detroit Lions on October 18, 2017.
- Signed by the Lions as a free agent on October 11, 2017.
- Waived by the Los Angeles Chargers on September 2, 2017.
- Claimed off waivers (Detroit) by the San Diego Chargers on September 4, 2016.
- Waived by Detroit on September 3, 2016.
- Selected by the Lions in the fifth round (158th overall) of the 2014 NFL Draft.



@CHOPREID



@RAUNREID

75 CARAUN REID

DEFENSIVE TACKLE



CARAUN REID - NFL REGULAR SEASON STATISTICS

DATE TEAM	GP	GS	TACKLES							INTERCEPTIONS				FUMBLES				ST				MISC					
			TK	S	A	TFL	YDS	SK	YDS	QBH	NO	YDS	LG	TD	PD	FF	FR	YDS	TK	S	A	FF	FR	S	A		
2014 Lions	12	0	2	0	2	0	0.0	0.0	0	0	0	0	0	1	0	0	0	0	0	0	0	0	0	0	0		
2015 Lions	14	12	29	23	6	7	23	2.0	12.0	5	0	0	0	0	0	1	27	0	0	0	0	0	0	0			
2016 Chargers	7	0	5	5	0	2	9	1.0	9.0	2	0	0	0	1	0	1	61	0	0	0	0	0	0	0			
2017 Lions	1	0	0	0	0	0	0.0	0.0	0	0	0	0	0	0	0	0	0	0	0	0	0	0	0	0			
Went from Lions to Redskins.																											
2017 Redskins	0	0	0	0	0	0	0.0	0.0	0	0	0	0	0	0	0	0	0	0	0	0	0	0	0	0	0		
Went from Redskins to Colts.																											
2017 Colts	0	0	0	0	0	0	0.0	0.0	0	0	0	0	0	0	0	0	0	0	0	0	0	0	0	0	0		
2017 TOTAL	1	0	0	0	0	0	0.0	0.0	0	0	0	0	0	0	0	0	0	0	0	0	0	0	0	0	0		
2018 Cowboys	10	1	14	6	8	1	2	0.5	1.0	10	0	0	0	0	1	0	0	0	0	0	0	0	0	0	0		
TOTALS	44	13	50	34	16	10	34	3.5	22.0	17	0	0	0	0	2	1	2	88	0	0	0	0	0	0	0		

CARAUN REID - NFL POSTSEASON STATISTICS

DATE TEAM	GP	GS	TACKLES							INTERCEPTIONS				FUMBLES				ST				MISC			
			TK	S	A	TFL	YDS	SK	YDS	QBH	NO	YDS	LG	TD	PD	FF	FR	YDS	TK	S	A	FF	FR	S	A
2014 Lions	0	0	0	0	0	0	0.0	0.0	0	0	0	0	0	0	0	0	0	0	0	0	0	0	0	0	0
2018 Cowboys	2	0	4	1	3	1	4	0.0	0.0	0	0	0	0	0	0	0	0	0	0	0	0	0	0	0	0
TOTALS	2	0	4	1	3	1	4	0.0	0.0	0	0	0	0	0	0	0	0	0	0	0	0	0	0	0	0

SINGLE-GAME HIGHS: DEFENSIVE

- Total Tackles** 6 vs. Minnesota Vikings, Oct 25, 2015
4 at Green Bay Packers, Nov 15, 2015
...1 more at 4.
- Sacks** 1.0 at Kansas City Chiefs, Sep 11, 2016
...2 more at 1.0.
- Passes Defensed** 1 vs. Jacksonville Jaguars, Sep 18, 2016
...1 more at 1.
- Forced Fumbles** 1 at Indianapolis Colts, Dec 16, 2018
- Fumble Recoveries** 1 at Indianapolis Colts, Sep 25, 2016
...1 more at 1.
- Tackles For Loss** 4 vs. Minnesota Vikings, Oct 25, 2015
1 at New York Giants, Dec 30, 2018
...5 more at 1.

SINGLE-GAME HIGHS - POSTSEASON: DEFENSIVE

- Total Tackles** 3 at Los Angeles Rams, Jan 12, 2019
1 vs. Seattle Seahawks, Jan 05, 2019
- Tackles For Loss** 1 at Los Angeles Rams, Jan 12, 2019

2014 GAME-BY-GAME REGULAR SEASON STATISTICS (LIONS)

DATE OPPONENT	P	TACKLES							INTERCEPTIONS				FUMBLES				ST				MISC					
		TK	S	A	SK	YDS	TFL	YDS	QBH	NO	YDS	LG	TD	PD	FF	FR	YDS	TK	S	A	FF	FR	S	A	W/L	SCORE
09/08 Giants	P	0	0	0	0.0	0.0	0	0	0	0	0	0	0	0	0	0	0	0	0	0	0	0	0	0	W	35-14
09/14 at Panthers	P	0	0	0	0.0	0.0	0	0	0	0	0	0	0	0	0	0	0	0	0	0	0	0	0	0	L	7-24
09/21 Packers	P	0	0	0	0.0	0.0	0	0	0	0	0	0	0	0	0	0	0	0	0	0	0	0	0	0	W	19-7
09/28 at Jets	P	2	0	2	0.0	0.0	0	0	0	0	0	0	0	0	0	0	0	0	0	0	0	0	0	0	W	24-17
10/05 Bills	P	0	0	0	0.0	0.0	0	0	0	0	0	0	0	0	0	0	0	0	0	0	0	0	0	0	L	14-17
10/12 at Vikings	P	0	0	0	0.0	0.0	0	0	0	0	0	0	0	0	0	0	0	0	0	0	0	0	0	0	W	17-3
10/19 Saints	P	0	0	0	0.0	0.0	0	0	0	0	0	0	0	0	0	0	0	0	0	0	0	0	0	0	W	24-23
10/26 at Falcons	P	0	0	0	0.0	0.0	0	0	0	0	0	0	0	0	0	0	0	0	0	0	0	0	0	0	W	22-21
11/09 Dolphins	P	0	0	0	0.0	0.0	0	0	0	0	0	0	0	0	0	0	0	0	0	0	0	0	0	0	W	20-16
11/16 at Cardinals	P	0	0	0	0.0	0.0	0	0	0	0	0	0	0	0	0	0	0	0	0	0	0	0	0	0	L	6-14
11/23 at Patriots	P	0	0	0	0.0	0.0	0	0	0	0	0	0	1	0	0	0	0	0	0	0	0	0	0	0	L	9-34
11/27 Bears	P	0	0	0	0.0	0.0	0	0	0	0	0	0	0	0	0	0	0	0	0	0	0	0	0	0	W	34-17
12/07 Buccaneers										INACTIVE															W	34-17
12/14 Vikings										INACTIVE															W	16-14
12/21 at Bears										INACTIVE															W	20-14
12/28 at Packers										INACTIVE															L	20-30
2014 TOTALS		12-0	2	0	2	0.0	0.0	0	0	0	0	0	0	1	0	0	0	0	0	0	0	0	0	0	0	11-5



@CHOPREID



@RAUNREID

75 CARAUN REID

DEFENSIVE TACKLE



2015 GAME-BY-GAME REGULAR SEASON STATISTICS (LIONS)

DATE	OPPONENT	TACKLES							INTERCEPTIONS					FUMBLES			ST				MISC		A/W/L	SCORE			
		TK	S	A	SK	YDS	TFL	YDS	QBH	NO	YDS	LG	TD	PD	FF	FR	YDS	TK	S	A	FF	FR			S	A	W/L
09/13	at Chargers																								L	28-33	
09/20	at Vikings																								L	16-26	
09/27	Broncos	P	1	0	1	0.0	0.0	0	0	0	0	0	0	0	0	0	0	0	0	0	0	0	0	0	0	L	12-24
10/05	at Seahawks	P	1	1	0	0.0	0.0	0	0	1	0	0	0	0	0	1	27	0	0	0	0	0	0	0	0	L	10-13
10/11	Cardinals	S	0	0	0	0.0	0.0	0	0	0	0	0	0	0	0	0	0	0	0	0	0	0	0	0	0	L	17-42
10/18	Bears	S	4	4	0	0.0	0.0	0	0	0	0	0	0	0	0	0	0	0	0	0	0	0	0	0	0	W	37-34-
10/25	Vikings	S	6	5	1	1.0	11.0	4	16	2	0	0	0	0	0	0	0	0	0	0	0	0	0	0	0	L	19-28
11/01	at Chiefs	S	1	1	0	0.0	0.0	0	0	0	0	0	0	0	0	0	0	0	0	0	0	0	0	0	0	L	10-45
11/15	at Packers	S	4	2	2	1.0	1.0	1	1	1	0	0	0	0	0	0	0	0	0	0	0	0	0	0	0	W	18-16
11/22	Raiders	S	3	3	0	0.0	0.0	0	0	0	0	0	0	0	0	0	0	0	0	0	0	0	0	0	0	W	18-13
11/26	Eagles	S	2	1	1	0.0	0.0	1	3	1	0	0	0	0	0	0	0	0	0	0	0	0	0	0	0	W	45-14
12/03	Packers	S	3	2	1	0.0	0.0	0	0	0	0	0	0	0	0	0	0	0	0	0	0	0	0	0	0	L	23-27
12/13	at Rams	S	0	0	0	0.0	0.0	0	0	0	0	0	0	0	0	0	0	0	0	0	0	0	0	0	0	L	14-21
12/21	at Saints	S	1	1	0	0.0	0.0	1	3	0	0	0	0	0	0	0	0	0	0	0	0	0	0	0	0	W	35-27
12/27	49ers	S	0	0	0	0.0	0.0	0	0	0	0	0	0	0	0	0	0	0	0	0	0	0	0	0	0	W	32-17
01/03	at Bears	S	3	3	0	0.0	0.0	0	0	0	0	0	0	0	0	0	0	0	0	0	0	0	0	0	0	W	24-20
2015 TOTALS	14-12		29	23	6	2.0	12.0	7	23	5	0	0	0	0	0	1	27	0	0	0	0	0	0	0	0	0	7-9

+ - Overtime

2016 GAME-BY-GAME REGULAR SEASON STATISTICS (CHARGERS)

DATE	OPPONENT	TACKLES							INTERCEPTIONS					FUMBLES			ST				MISC		A/W/L	SCORE			
		TK	S	A	SK	YDS	TFL	YDS	QBH	NO	YDS	LG	TD	PD	FF	FR	YDS	TK	S	A	FF	FR			S	A	W/L
09/11	at Chiefs	P	1	1	0	1.0	9.0	1	9	2	0	0	0	0	0	0	0	0	0	0	0	0	0	0	0	L	27-33+
09/18	Jaguars	P	2	2	0	0.0	0.0	1	0	0	0	0	0	1	0	0	0	0	0	0	0	0	0	0	0	W	38-14
09/25	at Colts	P	0	0	0	0.0	0.0	0	0	0	0	0	0	0	1	61	0	0	0	0	0	0	0	0	0	L	22-26
10/02	Saints	P	1	1	0	0.0	0.0	0	0	0	0	0	0	0	0	0	0	0	0	0	0	0	0	0	0	L	34-35
10/09	at Raiders	P	0	0	0	0.0	0.0	0	0	0	0	0	0	0	0	0	0	0	0	0	0	0	0	0	0	L	31-34
10/13	Broncos	P	1	1	0	0.0	0.0	0	0	0	0	0	0	0	0	0	0	0	0	0	0	0	0	0	0	W	21-13
10/23	at Falcons	P	0	0	0	0.0	0.0	0	0	0	0	0	0	0	0	0	0	0	0	0	0	0	0	0	0	W	33-30+
10/30	at Broncos																								L	19-27	
11/06	Titans																								W	43-35	
11/13	Dolphins																								L	24-31	
11/27	at Texans																								W	21-13	
12/04	Buccaneers																								L	21-28	
12/11	at Panthers																								L	16-28	
12/18	Raiders																								L	16-19	
12/24	at Browns																								L	17-20	
01/01	Chiefs																								L	27-37	
2016 TOTALS	7-0		5	5	0	1.0	9.0	2	9	2	0	0	0	0	1	61	0	0	0	0	0	0	0	0	0	0	5-11

+ - Overtime



@CHOPREID



@RAUNREID

75 CARAUN REID

DEFENSIVE TACKLE



2017 GAME-BY-GAME REGULAR SEASON STATISTICS (LIONS/REDSKINS/COLTS)

DATE OPPONENT	TACKLES										INTERCEPTIONS				FUMBLES			ST					MISC		A/W/L SCORE	
	TK	S	A	SK	YDS	TFL	YDS	QBH	NO	YDS	LG	TD	PD	FF	FR	YDS	TK	S	A	FF	FR	S	A	W/L		
09/10 Cardinals																								W	35-23	
09/18 at Giants																								L	24-10	
09/24 Falcons																								L	26-30	
10/01 at Vikings																								W	14-7	
10/08 Panthers																								L	24-27	
10/15 at Saints	P	0	0	0	0.0	0.0	0	0	0	0	0	0	0	0	0	0	0	0	0	0	0	0	0	L	38-52	
10/29 Steelers																								L	15-20	
11/06 at Packers																								W	30-17	
11/12 Browns																								W	38-24	
11/19 at Saints																								L	31-34-	
11/23 Giants																								W	20-10	
11/30 at Cowboys																								L	14-38	
12/10 at Chargers																								L	13-30	
12/17 Cardinals																								W	20-15	
12/23 at Ravens																								L	16-23	
12/31 Texans																								W	22-13	
2017 TOTALS	1-0	0	0	0	0.0	0.0	0	0	0	0	0	0	0	0	0	0	0	0	0	0	0	0	0	0	0	8-8

+ - Overtime

2018 GAME-BY-GAME REGULAR SEASON STATISTICS (COWBOYS)

DATE OPPONENT	TACKLES										INTERCEPTIONS				FUMBLES			ST					MISC		A/W/L SCORE
	TK	S	A	SK	YDS	TFL	YDS	QBH	NO	YDS	LG	TD	PD	FF	FR	YDS	TK	S	A	FF	FR	S	A	W/L	
09/09 at Panthers																								L	8-16
09/16 Giants																								W	20-13
09/23 at Seahawks																								L	13-24
09/30 Lions	P	0	0	0	0.0	0.0	0	0	1	0	0	0	0	0	0	0	0	0	0	0	0	0	0	W	26-24
10/07 at Texans	P	0	0	0	0.0	0.0	0	0	0	0	0	0	0	0	0	0	0	0	0	0	0	0	0	L	16-19+
10/14 Jaguars																								W	40-7
10/21 at Redskins																								L	17-20
11/05 Titans	P	1	0	1	0.5	1.0	0	0	1	0	0	0	0	0	0	0	0	0	0	0	0	0	0	L	14-28
11/11 at Eagles	P	0	0	0	0.0	0.0	0	0	1	0	0	0	0	0	0	0	0	0	0	0	0	0	0	W	27-20
11/18 at Falcons	S	3	1	2	0.0	0.0	0	0	3	0	0	0	0	0	0	0	0	0	0	0	0	0	0	W	22-19
11/22 Redskins	P	1	0	1	0.0	0.0	0	0	0	0	0	0	0	0	0	0	0	0	0	0	0	0	0	W	31-23
11/29 Saints	P	2	1	1	0.0	0.0	0	0	0	0	0	0	0	0	0	0	0	0	0	0	0	0	0	W	13-10
12/09 Eagles																								W	29-23-
12/16 at Colts	P	2	2	0	0.0	0.0	0	0	0	0	0	0	0	1	0	0	0	0	0	0	0	0	0	L	0-23
12/23 Buccaneers	P	2	1	1	0.0	0.0	0	0	2	0	0	0	0	0	0	0	0	0	0	0	0	0	0	W	27-20
12/30 at Giants	P	3	1	2	0.0	0.0	1	2	2	0	0	0	0	0	0	0	0	0	0	0	0	0	0	W	36-35
2018 TOTALS	10-1	14	6	8	0.5	1.0	1	2	10	0	0	0	0	1	0	0	0	0	0	0	0	0	0	0	10-6

+ - Overtime

2014 GAME-BY-GAME POSTSEASON STATISTICS (LIONS)

DATE OPPONENT	TACKLES										INTERCEPTIONS				FUMBLES			ST					MISC		A/W/L SCORE
	TK	S	A	SK	YDS	TFL	YDS	QBH	NO	YDS	LG	TD	PD	FF	FR	YDS	TK	S	A	FF	FR	S	A	W/L	
01/04 at Cowboys																								L	20-24
2014 TOTALS	0	0	0	0.0	0.0	0	0	0	0	0	0	0	0	0	0	0	0	0	0	0	0	0	0	0	0-1

2018 GAME-BY-GAME POSTSEASON STATISTICS (COWBOYS)

DATE OPPONENT	TACKLES										INTERCEPTIONS				FUMBLES			ST					MISC		A/W/L SCORE
	TK	S	A	SK	YDS	TFL	YDS	QBH	NO	YDS	LG	TD	PD	FF	FR	YDS	TK	S	A	FF	FR	S	A	W/L	
01/05 Seahawks	P	1	0	1	0.0	0.0	0	0	0	0	0	0	0	0	0	0	0	0	0	0	0	0	0	W	24-22
01/12 at Rams	P	3	1	2	0.0	0.0	1	4	0	0	0	0	0	0	0	0	0	0	0	0	0	0	0	L	22-30
2018 TOTALS	2-0	4	1	3	0.0	0.0	1	4	0	0	0	0	0	0	0	0	0	0	0	0	0	0	0	0	1-1



@CHOPREID



@RAUNREID

46 LUKE RHODES

LONG SNAPPER



6-2 • 238

NFL EXP: 3 (3rd Year with Colts)

BORN: 12/2/92

Tribe WILLIAM & MARY



Rhodes was originally signed by the Colts as a free agent on October 5, 2016.

DOWN THE STRETCH

Favorite team and/or athlete outside of football: Pittsburgh Penguins

Favorite musician and/or song: Eminem or Chainsmokers

Hobbies outside of football: Skiing

What is something interesting about you that most people may not know: I was adopted

Favorite food: Pizza

Favorite vacation spot: Bethany Beach, Del.

If you could have lunch with three people, living or dead, who would they be: Dwayne "The Rock" Johnson, Donald Trump and Pat McAfee

Favorite movie: "The Day After Tomorrow"

What's the one thing you couldn't live without: Family

Do you have any pets: I have a pit bull named Harper.

What is your pregame ritual: I wouldn't say a ritual, but more of just relaxing, listening to music and joking around. Try to stay calm and not get too tight.

What is on your bucket list: As of recently it was being a starter in the NFL. It was always one of my dreams being a kid and now, having accomplished that, I want to be the best snapper in the league and go to a Pro Bowl.

Who is your inspiration: I would say my dad. He played college football as a guard at Navy and was in the military for a long time and he got sick and fought through it and is still living today so he is definitely most of my inspiration.

What was your "welcome to the NFL" moment: Probably the first time I snapped. It was really the first time I started in a real game other than preseason. The play was awful. It was a horrible snap. They were full rush and I had never snapped really in my life until preseason camp in 2017. But I threw it a little low and wide on a punt. I settled in after that.

46 LUKE RHODES

LONG SNAPPER



FAMILY INSPIRATION

Rhodes has been inspired by his father, Doug Rhodes, who battled brain cancer. "They gave my dad six weeks to live, and we're over a decade now. Pretty powerful." Rhodes helped raise awareness for the disease by participating in the 'My Cause, My Cleats' during both the 2017 and 2018 seasons. He wore green and orange cleats to support the National Brain Tumor Society.



CONVERTING TO LONG SNAPPER

In 2016, Rhodes competed as a linebacker, mainly on special teams, and finished with one tackle. The following season, the Colts moved Rhodes to long snapper. Transitioning to a new position can be challenging and he was certainly welcomed to the position during the team's first preseason game where Indianapolis was punting out of its own end zone. Rhodes successfully made the adjustment and assisted kicker Adam Vinatieri and punter Rigoberto Sanchez to impactful campaigns in 2017. He snapped for Vinatieri to convert 29-of-34 field goals (85.3) and 22-of-24 extra points for 109 points on the season. Sanchez totaled 84 punts for 3,764 yards, a 44.8 average, a 42.6 net average and 28 kicks pinned inside the 20-yard line. He was named to the 2017 PFWA All-Rookie team, set franchise rookie records for total punts and punt yards and set the NFL record for net punting average (42.6) by a rookie punter.

NFL HIGHLIGHTS

- In three seasons with the Colts, has competed in 36 career games as both a linebacker and a long snapper and has recorded four special teams tackles.
- In 2018, he appeared on special teams in 16 games and had four special teams stops. Appeared in two postseason games on special teams. He snapped for Adam Vinatieri in Week 8 when Vinatieri broke the record for most points scored in NFL history.
- Made the switch from linebacker to long snapper in 2017 and competed in all 16 games.
- Played in four games in 2016 at linebacker.

COLLEGE HIGHLIGHTS

- Started 45-of-47 games played at William & Mary, finishing with 341 tackles, 20.0 tackles for loss, 5.5 sacks, 19 passes defended, six forced fumbles, two fumble recoveries and one interception.
- Was a three-time First Team All-Colonial Athletic Association selection, while earning Virginia Sports Information Directors All-State honors all three seasons.
- Started all 12 games played as a senior in 2015, totaling 78 tackles, 5.5 tackles for loss, four passes defended, two forced fumbles and one fumble recovery.
- Selected as the only Football Championship Series player named to the Butkus Award Watch list and was invited to participate in the NFLPA Collegiate Bowl.
- As a junior in 2014, started all 12 games played, compiling 93 tackles, a career-high 4.0 sacks, 7.5 tackles for loss, five passes defended, one forced fumble and one fumble recovery.
- Earned the team's John A. Stewart Winter Warrior Award for his work on the field and in the offseason training program.
- Started all 12 games played as a sophomore in 2013, registering a career-high 98 tackles, 3.0 tackles for loss, 1.5 sacks, seven passes defended, two forced fumbles and one interception.



COLLEGE HIGHLIGHTS CONT...

- Appeared in 11 games (nine starts) as a redshirt freshman in 2012, posting 72 tackles, 4.0 tackles for loss, three passes defended and one forced fumble.
- Named to the Jerry Rice Award Watch List, awarded to the most outstanding freshman player in the FCS.
- Selected as the William & Mary Quarterback Club Rookie of the Year.

PERSONAL

- Attended Hollidaysburg (Pa.) Area High School where he was a four-year letterman and graduated holding the school records for both touchdowns and points scored.
- Was selected to the Pennsylvania Sports Writers Class 3A All-State second-team in 2009 and 2010.
- Earned All-Keystone Conference honors as a linebacker in 2010 and was an All-Mountain Athletic Conference selection as a junior and sophomore.
- Was a four-year letterman on the basketball team.
- Spent time at a local high school and veteran's hospital as part of the team's Salute to Service initiative in 2016.
- Fitted students for new shoes and hats as part of the team's 2016 Cold Feet Warm Shoes event.
- Visited Riley Hospital during the holidays in 2016 and sang carols and distributed gifts to patients.
- Was a member of Sigma Mu Sigma and majored in kinesiology with a minor in public health.
- A native of Hollidaysburg, Pa.



@L_RHODES50



@L_RHODES50

46 LUKE RHODES

LONG SNAPPER



ADDITIONAL TRANSACTIONS

- Promoted to the Colts active roster on December 7, 2016.
- Signed to the Indianapolis practice squad on October 5, 2016.
- Waived by the Buccaneers on September 3, 2016.
- Signed by Tampa Bay as an undrafted free agent on May 6, 2016.

LUKE RHODES - NFL REGULAR SEASON STATISTICS

DATE TEAM	GP	GS	TK			TACKLES				INTERCEPTIONS				FUMBLES				ST			MISC			
			S	A	TFL	YDS	SK	YDS	QBH	NO	YDS	LG	TD	PD	FF	FR	YDS	TK	S	A	FF	FR	S	A
2016 Colts	4	0	0	0	0	0	0	0.0	0.0	0	0	0	0	0	0	0	0	0	0	0	0	0	0	0
2017 Colts	16	0	0	0	0	0	0	0.0	0.0	0	0	0	0	0	0	0	0	0	0	0	0	0	0	0
2018 Colts	16	0	0	0	0	0	0	0.0	0.0	0	0	0	0	0	0	0	0	4	4	0	0	0	0	0
TOTALS	36	0	0	0	0	0	0	0.0	0.0	0	0	0	0	0	0	0	0	4	4	0	0	0	0	0

LUKE RHODES - NFL POSTSEASON STATISTICS

DATE TEAM	GP	GS	TK			TACKLES				INTERCEPTIONS				FUMBLES				ST			MISC			
			S	A	TFL	YDS	SK	YDS	QBH	NO	YDS	LG	TD	PD	FF	FR	YDS	TK	S	A	FF	FR	S	A
2018 Colts	2	0	0	0	0	0	0	0.0	0.0	0	0	0	0	0	0	0	0	0	0	0	0	0	0	0
TOTALS	2	0	0	0	0	0	0	0.0	0.0	0	0	0	0	0	0	0	0	0	0	0	0	0	0	0

SINGLE-GAME HIGHS: DEFENSIVE

Special Teams Tackles

1 vs. Miami Dolphins, Nov 25, 2018
 ...2 more at 1.

2016 GAME-BY-GAME REGULAR SEASON STATISTICS (COLTS)

DATE OPPONENT	W/L	SCORE
09/11 Lions	NOT ON ROSTER	L 35-39
09/18 at Broncos	NOT ON ROSTER	L 20-34
09/25 Chargers	NOT ON ROSTER	W 26-22
10/09 Bears	PRACTICE SQUAD	W 29-23
10/16 at Texans	PRACTICE SQUAD	L 23-26+
10/23 at Titans	PRACTICE SQUAD	W 34-26
10/30 Chiefs	PRACTICE SQUAD	L 14-30
11/06 at Packers	PRACTICE SQUAD	W 31-26
11/20 Titans	PRACTICE SQUAD	W 24-17
11/24 Steelers	PRACTICE SQUAD	L 7-28
12/05 at Jets	PRACTICE SQUAD	W 41-10
12/11 Texans P		L 17-22
12/18 at Vikings P		W 34-6
12/24 at Raiders P		L 25-33
01/01 Jaguars P		W 24-20
2016 TOTALS	4	8-7

+ - Overtime

46 LUKE RHODES

LONG SNAPPER



2017 GAME-BY-GAME REGULAR SEASON STATISTICS (COLTS)

DATE OPPONENT		W/L	SCORE
09/10 at Rams	P	L	9-46
09/17 Cardinals	P	L	13-16+
09/24 Browns	P	W	31-28
10/01 at Seahawks	P	L	18-46
10/08 49ers	P	W	26-23+
10/16 at Titans	P	L	22-36
10/22 Jaguars	P	L	0-27
10/29 at Bengals	P	L	23-24
11/05 at Texans	P	W	20-14
11/12 Steelers	P	L	17-20
11/26 Titans	P	L	16-20
12/03 at Jaguars	P	L	10-30
12/10 at Bills	P	L	7-13+
12/14 Broncos	P	L	13-25
12/23 at Ravens	P	L	16-23
12/31 Texans	P	W	22-13
2017 TOTALS	16	4-12	

+ - Overtime

2018 GAME-BY-GAME REGULAR SEASON STATISTICS (COLTS)

DATE OPPONENT		W/L	SCORE
09/09 Bengals	P	L	23-34
09/16 at Redskins	P	W	21-9
09/23 at Eagles	P	L	16-20
09/30 Texans	P	L	34-37+
10/04 at Patriots	P	L	24-38
10/14 at Jets	P	L	34-42
10/21 Bills	P	W	37-5
10/28 at Raiders	P	W	42-28
11/11 Jaguars	P	W	29-26
11/18 Titans	P	W	38-10
11/25 Dolphins	P	W	27-24
12/02 at Jaguars	P	L	0-6
12/09 at Texans	P	W	24-21
12/16 Cowboys	P	W	23-0
12/23 Giants	P	W	28-27
12/30 at Titans	P	W	33-17
2018 TOTALS	16	10-6	

+ - Overtime

2018 GAME-BY-GAME POSTSEASON STATISTICS (COLTS)

DATE OPPONENT		W/L	SCORE
01/05 at Texans	P	W	21-7
01/12 at Chiefs	P	L	13-31
2018 TOTALS	2	1-1	



@L_RHODES50



@L_RHODES50

46 LUKE RHODES

LONG SNAPPER



2016 GAME-BY-GAME REGULAR SEASON STATISTICS (COLTS)

DATE OPPONENT	TACKLES								INTERCEPTIONS					FUMBLES			ST					MISC		A/W/L SCORE			
	TK	S	A	SK	YDS	TFL	YDS	QBH	NO	YDS	LG	TD	PD	FF	FR	YDS	TK	S	A	FF	FR	S	A				
09/11 Lions																									L	35-39	
09/18 at Broncos																										L	20-34
09/25 Chargers																										W	26-22
10/09 Bears																										W	29-23
10/16 at Texans																										L	23-26+
10/23 at Titans																										W	34-26
10/30 Chiefs																										L	14-30
11/06 at Packers																										W	31-26
11/20 Titans																										W	24-17
11/24 Steelers																										L	7-28
12/05 at Jets																										W	41-10
12/11 Texans	P	0	0	0	0.0	0.0	0	0	0	0	0	0	0	0	0	0	0	0	0	0	0	0	0	0	0	L	17-22
12/18 at Vikings	P	0	0	0	0.0	0.0	0	0	0	0	0	0	0	0	0	0	0	0	0	0	0	0	0	0	0	W	34-6
12/24 at Raiders	P	0	0	0	0.0	0.0	0	0	0	0	0	0	0	0	0	0	0	0	0	0	0	0	0	0	0	L	25-33
01/01 Jaguars	P	0	0	0	0.0	0.0	0	0	0	0	0	0	0	0	0	0	0	0	0	0	0	0	0	0	0	W	24-20
2016 TOTALS	4-0	0	0	0	0.0	0.0	0	0	0	0	0	0	0	0	0	0	0	0	0	0	0	0	0	0	0	0	8-7

+ - Overtime

2017 GAME-BY-GAME REGULAR SEASON STATISTICS (COLTS)

DATE OPPONENT	TACKLES								INTERCEPTIONS					FUMBLES			ST					MISC		A/W/L SCORE			
	TK	S	A	SK	YDS	TFL	YDS	QBH	NO	YDS	LG	TD	PD	FF	FR	YDS	TK	S	A	FF	FR	S	A				
09/10 at Rams	P	0	0	0	0.0	0.0	0	0	0	0	0	0	0	0	0	0	0	0	0	0	0	0	0	0	0	L	9-46
09/17 Cardinals	P	0	0	0	0.0	0.0	0	0	0	0	0	0	0	0	0	0	0	0	0	0	0	0	0	0	0	L	13-16+
09/24 Browns	P	0	0	0	0.0	0.0	0	0	0	0	0	0	0	0	0	0	0	0	0	0	0	0	0	0	0	W	31-28
10/01 at Seahawks	P	0	0	0	0.0	0.0	0	0	0	0	0	0	0	0	0	0	0	0	0	0	0	0	0	0	0	L	18-46
10/08 49ers	P	0	0	0	0.0	0.0	0	0	0	0	0	0	0	0	0	0	0	0	0	0	0	0	0	0	0	W	26-23+
10/16 at Titans	P	0	0	0	0.0	0.0	0	0	0	0	0	0	0	0	0	0	0	0	0	0	0	0	0	0	0	L	22-36
10/22 Jaguars	P	0	0	0	0.0	0.0	0	0	0	0	0	0	0	0	0	0	0	0	0	0	0	0	0	0	0	L	0-27
10/29 at Bengals	P	0	0	0	0.0	0.0	0	0	0	0	0	0	0	0	0	0	0	0	0	0	0	0	0	0	0	L	23-24
11/05 at Texans	P	0	0	0	0.0	0.0	0	0	0	0	0	0	0	0	0	0	0	0	0	0	0	0	0	0	0	W	20-14
11/12 Steelers	P	0	0	0	0.0	0.0	0	0	0	0	0	0	0	0	0	0	0	0	0	0	0	0	0	0	0	L	17-20
11/26 Titans	P	0	0	0	0.0	0.0	0	0	0	0	0	0	0	0	0	0	0	0	0	0	0	0	0	0	0	L	16-20
12/03 at Jaguars	P	0	0	0	0.0	0.0	0	0	0	0	0	0	0	0	0	0	0	0	0	0	0	0	0	0	0	L	10-30
12/10 at Bills	P	0	0	0	0.0	0.0	0	0	0	0	0	0	0	0	0	0	0	0	0	0	0	0	0	0	0	L	7-13+
12/14 Broncos	P	0	0	0	0.0	0.0	0	0	0	0	0	0	0	0	0	0	0	0	0	0	0	0	0	0	0	L	13-25
12/23 at Ravens	P	0	0	0	0.0	0.0	0	0	0	0	0	0	0	0	0	0	0	0	0	0	0	0	0	0	0	L	16-23
12/31 Texans	P	0	0	0	0.0	0.0	0	0	0	0	0	0	0	0	0	0	0	0	0	0	0	0	0	0	0	W	22-13
2017 TOTALS	16-0	0	0	0	0.0	0.0	0	0	0	0	0	0	0	0	0	0	0	0	0	0	0	0	0	0	0	0	4-12

+ - Overtime

2018 GAME-BY-GAME REGULAR SEASON STATISTICS (COLTS)

DATE OPPONENT	TACKLES								INTERCEPTIONS					FUMBLES			ST					MISC		A/W/L SCORE			
	TK	S	A	SK	YDS	TFL	YDS	QBH	NO	YDS	LG	TD	PD	FF	FR	YDS	TK	S	A	FF	FR	S	A				
09/09 Bengals	P	0	0	0	0.0	0.0	0	0	0	0	0	0	0	0	0	0	0	0	0	0	0	0	0	0	0	L	23-34
09/16 at Redskins	P	0	0	0	0.0	0.0	0	0	0	0	0	0	0	0	0	0	0	0	0	0	0	0	0	0	0	W	21-9
09/23 at Eagles	P	0	0	0	0.0	0.0	0	0	0	0	0	0	0	0	0	0	0	0	0	0	0	0	0	0	0	L	16-20
09/30 Texans	P	0	0	0	0.0	0.0	0	0	0	0	0	0	0	0	0	0	0	1	1	0	0	0	0	0	0	L	34-37+
10/04 at Patriots	P	0	0	0	0.0	0.0	0	0	0	0	0	0	0	0	0	0	0	0	0	0	0	0	0	0	0	L	24-38
10/14 at Jets	P	0	0	0	0.0	0.0	0	0	0	0	0	0	0	0	0	0	0	0	0	0	0	0	0	0	0	L	34-42
10/21 Bills	P	0	0	0	0.0	0.0	0	0	0	0	0	0	0	0	0	0	0	0	0	0	0	0	0	0	0	W	37-5
10/28 at Raiders	P	0	0	0	0.0	0.0	0	0	0	0	0	0	0	0	0	0	0	1	1	0	0	0	0	0	0	W	42-28
11/11 Jaguars	P	0	0	0	0.0	0.0	0	0	0	0	0	0	0	0	0	0	0	0	0	0	0	0	0	0	0	W	29-26
11/18 Titans	P	0	0	0	0.0	0.0	0	0	0	0	0	0	0	0	0	0	0	0	0	0	0	0	0	0	0	W	38-10
11/25 Dolphins	P	0	0	0	0.0	0.0	0	0	0	0	0	0	0	0	0	0	0	1	1	0	0	0	0	0	0	W	27-24
12/02 at Jaguars	P	0	0	0	0.0	0.0	0	0	0	0	0	0	0	0	0	0	0	0	0	0	0	0	0	0	0	L	0-6
12/09 at Texans	P	0	0	0	0.0	0.0	0	0	0	0	0	0	0	0	0	0	0	1	1	0	0	0	0	0	0	W	24-21
12/16 Cowboys	P	0	0	0	0.0	0.0	0	0	0	0	0	0	0	0	0	0	0	0	0	0	0	0	0	0	0	W	23-0
12/23 Giants	P	0	0	0	0.0	0.0	0	0	0	0	0	0	0	0	0	0	0	0	0	0	0	0	0	0	0	W	28-27
12/30 at Titans	P	0	0	0	0.0	0.0	0	0	0	0	0	0	0	0	0	0	0	0	0	0	0	0	0	0	0	W	33-17
2018 TOTALS	16-0	0	0	0	0.0	0.0	0	0	0	0	0	0	0	0	0	0	4	4	0	0	0	0	0	0	0	10-6	

+ - Overtime

46 LUKE RHODES

LONG SNAPPER



2018 GAME-BY-GAME POSTSEASON STATISTICS (COLTS)

DATE OPPONENT		TACKLES								INTERCEPTIONS					FUMBLES			ST					MISC					
		TK	S	A	SK	YDS	TFL	YDS	QBH	NO	YDS	LG	TD	PD	FF	FR	YDS	TK	S	A	FF	FR	S	A	W/L	SCORE		
01/05 at Texans	P	0	0	0	0.0	0.0	0	0	0	0	0	0	0	0	0	0	0	0	0	0	0	0	0	0	0	0	W	21-7
01/12 at Chiefs	P	0	0	0	0.0	0.0	0	0	0	0	0	0	0	0	0	0	0	0	0	0	0	0	0	0	0	0	L	13-31
2018 TOTALS	2-0	0	0	0	0.0	0.0	0	0	0	0	0	0	0	0	0	0	0	0	0	0	0	0	0	0	0	0	1-1	

80 CHESTER ROGERS

WIDE RECEIVER



6-0 • 184
NFL EXP: 4 (4th Year with Colts)
BORN: 1/12/94



Rogers was signed by the Colts as an undrafted free agent on May 2, 2016.

DOWN THE STRETCH

Favorite team and/or athlete outside of football: Cleveland Cavaliers

Favorite musician and/or song: Starlito

Hobbies outside of football: Acting

What is something interesting about you that most people may not know: I was a childhood actor and was in four movies, including "Madea's Family Reunion," "Dirty," "Reanimated" and "Constellation."

Favorite food: Wings

Favorite TV show: "Martin"

Favorite vacation spot: St. Thomas, Virgin Islands

If you could have lunch with three people, living or dead, who would they be: Denzel Washington, Jerry Rice and Allen Iverson

Favorite movie: "Batman Trilogy"

What's the one thing you couldn't live without: My mom

Did you have any nicknames growing up: Yes. My nickname now is 'Tre' but I have another nickname – "Stumpy." My granddaddy gave me that as a kid because I was so small.

What is on your bucket list: I want to go to Africa or Dubai or somewhere like that and just see different cultures.

What is your pregame ritual: I talk to my mom and my dad on the phone before every game. Right after we get off the field for pregame warmups, I talk to them and we pray.

Do you try to model your game after any current or former wide receivers: Yes, there are a lot of great receivers in the game, and I just try to take small pieces from all of them and put them together. You have your AB's (Antonio Brown), your DeAndre Hopkins, older players – Jerry Rice, John Stallworth.

What is the best advice you've ever been given: From my mom, "Never give up on your dreams and always believe in God."



GIVING BACK TO GRAMBLING STATE

Each step of the way along his football journey, Rogers has had to earn his spot. As a walk-on at Grambling State, he was paying out of pocket and getting student loans for his first two years at the university. His hard work paid off when the Colts signed him as an undrafted rookie free agent in 2016. After earning a spot on an NFL roster, he finished with 19 catches for 273 yards in addition to returning punts as a rookie. Rogers felt a need to help other players who struggled with the same circumstances. That's when he decided to create the Chester Rogers Perseverance Scholarship Award, which he established for non-scholarship players at Grambling State. Candidates have to write an essay, have the appropriate credentials, reach a GPA requirement and display character on and off the field.



"Going through my situation, I just knew how hard it was," said Rogers. "I just want to help and give those guys hope because being a walk-on, you face a lot of odds and a lot of people don't believe in you. I want to let them know I believe in them. Just because you're a walk-on doesn't mean anything based off my story."

In March of 2018, Rogers presented the first annual Chester Rogers Perseverance Scholarship Award to a college player attempting to follow in Rogers' footsteps in Calief Samon, a walk-on wide receiver at Grambling. The scholarship covers expenses for one semester with the hopes that the recipient can earn a full scholarship for the following season. In the future, Rogers plans to make the scholarship available to student athletes at HBCUs all around the country.

MAKING HIS MARK ON THE BIG SCREEN

Chester got his first taste of fame and success long before he became an NFL wide receiver. As a 10-year-old in Huntsville, Ala., Chester and his mother heard that the movie *Constellation* was filming in town and holding open auditions. "I had always been the class clown," Rogers said. "I was always making people laugh, so I said, 'Of course, let's do it.'" Chester auditioned, got the part and was a natural. Rogers was such a success that his family moved to Los Angeles so that he could pursue more opportunities on the big screen. He went on to earn roles in Tyler Perry's *Madea's Family Reunion*, *Reanimated* and *Dirty*, starring Cuba Gooding Jr. The Rogers family returned to Alabama before Chester began high school, but acting may still be in his future after football. "I'm all focused on football, but I'm ready for any opportunity. I'm definitely going to pursue it once I retire."



A SPECIAL FIRST TOUCHDOWN

Chester's parents, Temeca and Chester Sr., call their son before every game. Before the Colts' 2017 Week 10 matchup with the Pittsburgh Steelers, Chester Sr. called his son with a prediction. "He called me and said, 'When you get your touchdown, I'm coming down to get the ball.'" A few hours later, Rogers hauled in his first career touchdown, a 61-yarder from quarterback Jacoby Brissett. After an end zone celebration, Chester found his dad in the crowd and delivered the special ball, as requested. "For that to actually play out, it was special," Chester said.



80 CHESTER ROGERS

WIDE RECEIVER



NFL HIGHLIGHTS

- In three seasons with the Colts, has caught 95 passes for 1,042 yards and three touchdowns and posted four carries for four yards. Has also returned 46 punt returns for a 9.0 average and two kickoff returns for 15 yards.
- Appeared in all 16 games (10 starts) in 2018 and had 53 receptions for 485 yards and two touchdowns as well as 23 punt returns for 215 yards. He also had one kickoff return for 10 yards. Appeared in two postseason games (one start) and had nine receptions for 76 yards as well as two punt returns for 20 yards.
- Participated in 11 games (four starts) in 2017 and caught 23 passes for 284 yards and one touchdown while contributing with three rushes for eight yards. Also totaled 10 punt returns for 80 yards (8.0 avg.) and one kickoff return for five yards.
- In 2016, competed in 14 games (two starts) during his rookie season and finished with 19 catches for 273 yards while adding 13 punt returns for 119 yards (9.2 avg.).

PERSONAL

- Attended Lee High School in Huntsville, Ala.
- Was a volunteer for the Colts 2016 PLAY 60 Hometown Huddle event.
- Helped distribute Thanksgiving meals to those in need at the Colts Hunger Relief event in 2017.
- Graduated with a bachelor's degree in business management.
- The son of Temeca and Chester Rogers Sr. and has one brother, Chase Robinson. As a kid, he worked as an actor in Los Angeles for a few years before returning to Alabama for high school.
- A native of Huntsville, Ala.

COLLEGE HIGHLIGHTS

- Played in 40 games at Grambling State and finished with 155 receptions for 2,257 yards and 17 touchdowns. Also had seven carries for 72 yards, two kickoff returns for 61 yards and eight punt returns for 70 yards and one touchdown.
- As a senior in 2015, saw action in 12 games and finished second on the team with 48 receptions for 732 yards and a single-season career-high eight touchdowns. Also registered four punt returns for 70 yards and one touchdown.
- In 2014, played in 12 games and led the team in receiving for the second consecutive season after catching a single-season career-high 53 passes for 712 yards and four touchdowns.
- As a sophomore in 2013, appeared in 11 games and led the team in receiving after totaling 48 receptions for a single-season career-high 735 yards and five touchdowns.
- Saw action in five games as a freshman in 2012 and caught six passes for 78 yards.

CHESTER ROGERS - NFL REGULAR SEASON STATISTICS

DATE	TEAM	GP	GS	RECEIVING				TD	RUSHING				
				NO.	YDS	AVG	LG		NO.	YDS.	AVG.	LG	
2016	Colts	14	2	19	273	14.4	36	0	0	0	0.0	0	0
2017	Colts	11	4	23	284	12.3	61t	1	3	8	2.7	7	0
2018	Colts	16	10	53	485	9.2	34	2	1	-4	-4.0	-4	0
TOTALS		41	16	95	1,042	11.0	61t	3	4	4	1.0	7	0

CHESTER ROGERS - NFL POSTSEASON STATISTICS

DATE	TEAM	GP	GS	RECEIVING				TD	RUSHING				
				NO.	YDS	AVG	LG		NO.	YDS.	AVG.	LG	
2018	Colts	2	1	9	76	8.4	16	0	0	0	0.0	0	0
TOTALS		2	1	9	76	8.4	16	0	0	0	0.0	0	0



@CHESTERROGERS80



@CHESTER80ROGERS



CHESTER ROGERS - NFL REGULAR SEASON STATISTICS

DATE TEAM	RET.	KICKOFF RETURNS				PUNT RETURNS					
		YDS.	AVG.	LG	TD	NO.	FC	YDS	AVG	LG	TD
2016 Colts	0	0	0.0	0	0	13	12	119	9.2	30	0
2017 Colts	1	5	5.0	5	0	10	5	80	8.0	30	0
2018 Colts	1	10	10.0	10	0	23	28	215	9.3	51	0
TOTALS	2	15	7.5	10	0	46	45	414	9.0	51	0

CHESTER ROGERS - NFL POSTSEASON STATISTICS

DATE TEAM	RET.	KICKOFF RETURNS				PUNT RETURNS					
		YDS.	AVG.	LG	TD	NO.	FC	YDS	AVG	LG	TD
2018 Colts	0	0	0.0	0	0	2	4	20	10.0	14	0
TOTALS	0	0	0.0	0	0	2	4	20	10.0	14	0

SINGLE-GAME HIGHS: RUSHING/RECEIVING

Rush Attempts	1 vs. Jacksonville Jaguars, Nov 11, 2018 ...3 more at 1.	Kickoff Return Yards	10 at Houston Texans, Dec 09, 2018 5 vs. Houston Texans, Dec 31, 2017
Rushing Yards	7 vs. Denver Broncos, Dec 14, 2017 3 vs. Pittsburgh Steelers, Nov 12, 2017	Longest Kickoff Return	10 at Houston Texans, Dec 09, 2018 5 vs. Houston Texans, Dec 31, 2017
Longest Runs	7 vs. Denver Broncos, Dec 14, 2017 3 vs. Pittsburgh Steelers, Nov 12, 2017	Fair Catches	4 vs. Buffalo Bills, Oct 21, 2018 3 at Tennessee Titans, Dec 30, 2018 ...6 more at 3.
Receptions	8 at New England Patriots, Oct 04, 2018 ...1 more at 8.	Punt Return Yards	65 vs. Tennessee Titans, Nov 18, 2018 53 vs. Houston Texans, Dec 31, 2017 47 at Houston Texans, Dec 09, 2018
Receiving Yards	104 vs. Pittsburgh Steelers, Nov 12, 2017 85 vs. Houston Texans, Sep 30, 2018 72 vs. Jacksonville Jaguars, Jan 01, 2017	Longest Punt Return	51 vs. Tennessee Titans, Nov 18, 2018 33 at New England Patriots, Oct 04, 2018 30 vs. Houston Texans, Dec 31, 2017 ...2 more at 30.
Longest Receptions	61t vs. Pittsburgh Steelers, Nov 12, 2017 36 at Houston Texans, Oct 16, 2016 34 vs. Miami Dolphins, Nov 25, 2018	Punt Returns	5 at Houston Texans, Dec 09, 2018 4 vs. Pittsburgh Steelers, Nov 12, 2017 3 vs. Miami Dolphins, Nov 25, 2018 ...2 more at 3.
Receiving TDs	1 vs. New York Giants, Dec 23, 2018 ...2 more at 1.	Miscellaneous Tackles	1 vs. Los Angeles Chargers, Sep 25, 2016
All-purpose yards	124 vs. Pittsburgh Steelers, Nov 12, 2017 104 at New England Patriots, Oct 04, 2018 ...1 more at 104.	Most TDs	1 vs. New York Giants, Dec 23, 2018 ...2 more at 1.
Kickoff Returns	1 at Houston Texans, Dec 09, 2018 ...1 more at 1.		

SINGLE-GAME HIGHS - POSTSEASON: RUSHING/RECEIVING

Receptions	5 at Kansas City Chiefs, Jan 12, 2019 4 at Houston Texans, Jan 05, 2019	Fair Catches	2 at Kansas City Chiefs, Jan 12, 2019 ...1 more at 2.
Receiving Yards	46 at Houston Texans, Jan 05, 2019 30 at Kansas City Chiefs, Jan 12, 2019	Punt Return Yards	20 at Houston Texans, Jan 05, 2019
Longest Receptions	16 at Houston Texans, Jan 05, 2019 12 at Kansas City Chiefs, Jan 12, 2019 ...2 more at 12.	Longest Punt Return	14 at Houston Texans, Jan 05, 2019 6 at Houston Texans, Jan 05, 2019
All-purpose yards	66 at Houston Texans, Jan 05, 2019 30 at Kansas City Chiefs, Jan 12, 2019	Punt Returns	2 at Houston Texans, Jan 05, 2019





2016 GAME-BY-GAME REGULAR SEASON STATISTICS (COLTS)

DATE	OPPONENT	P/S	RECEIVING			ATT	RUSHING		TD	W/L	SCORE
			NO	YDS	LG		YDS	LG			
09/11	Lions									L	35-39
09/18	at Broncos	P	0	0	0	0	0	0	0	L	20-34
09/25	Chargers	P	0	0	0	0	0	0	0	W	26-22
10/02	at Jaguars	P	2	39	23	0	0	0	0	L	27-30
10/09	Bears	P	3	24	19	0	0	0	0	W	29-23
10/16	at Texans	S	4	63	36	0	0	0	0	L	23-26+
10/23	at Titans	S	2	30	21	0	0	0	0	W	34-26
10/30	Chiefs									L	14-30
11/06	at Packers	P	0	0	0	0	0	0	0	W	31-26
11/20	Titans	P	0	0	0	0	0	0	0	W	24-17
11/24	Steelers	P	0	0	0	0	0	0	0	L	7-28
12/05	at Jets	P	0	0	0	0	0	0	0	W	41-10
12/11	Texans	P	1	21	21	0	0	0	0	L	17-22
12/18	at Vikings	P	3	24	9	0	0	0	0	W	34-6
12/24	at Raiders	P	0	0	0	0	0	0	0	L	25-33
01/01	at Jaguars	P	4	72	21	0	0	0	0	W	24-20
2016 TOTALS	14-2		19	273	36	0	0	0	0	0	8-8

+ - Overtime

2017 GAME-BY-GAME REGULAR SEASON STATISTICS (COLTS)

DATE	OPPONENT	P/S	RECEIVING			ATT	RUSHING		TD	W/L	SCORE
			NO	YDS	LG		YDS	LG			
09/10	at Rams									L	9-46
09/17	Cardinals									L	13-16+
09/24	Browns									W	31-28
10/01	at Seahawks									L	18-46
10/08	49ers									W	26-23+
10/16	at Titans	P	0	0	0	0	0	0	0	L	22-36
10/22	Jaguars	P	2	21	15	0	0	0	0	L	0-27
10/29	at Bengals	P	2	9	9	0	0	0	0	L	23-24
11/05	at Texans	P	1	17	17	0	0	0	0	W	20-14
11/12	Steelers	P	6	104	61t	1	1	3	3	L	17-20
11/26	Titans	P	3	34	19	0	0	0	0	L	16-20
12/03	at Jaguars	P	4	35	15	0	1	-2	-2	L	10-30
12/10	at Bills	S	2	6	6	0	0	0	0	L	7-13+
12/14	Broncos	S	0	0	0	0	1	7	7	L	13-25
12/23	at Ravens	S	1	19	19	0	0	0	0	L	16-23
12/31	Texans	S	2	39	22	0	0	0	0	W	22-13
2017 TOTALS	11-4		23	284	61t	1	3	8	7	0	4-12

+ - Overtime

2018 GAME-BY-GAME REGULAR SEASON STATISTICS (COLTS)

DATE	OPPONENT	P/S	RECEIVING			ATT	RUSHING		TD	W/L	SCORE
			NO	YDS	LG		YDS	LG			
09/09	Bengals	P	3	18	8	0	0	0	0	L	23-34
09/16	at Redskins	S	3	17	6	0	0	0	0	W	21-9
09/23	at Eagles	P	2	14	8	0	0	0	0	L	16-20
09/30	Texans	P	8	85	22	0	0	0	0	L	34-37+
10/04	at Patriots	S	8	66	24	0	0	0	0	L	24-38
10/14	at Jets	S	4	55	21	1	0	0	0	L	34-42
10/21	Bills	P	4	40	29	0	0	0	0	W	37-5
10/28	at Raiders	S	0	0	0	0	0	0	0	W	42-28
11/11	Jaguars	S	0	0	0	0	1	-4	-4	W	29-26
11/18	Titans	S	2	9	11	0	0	0	0	W	38-10
11/25	Dolphins	S	3	49	34	0	0	0	0	W	27-24
12/02	at Jaguars	P	0	0	0	0	0	0	0	L	0-6
12/09	at Texans	S	5	36	11	0	0	0	0	W	24-21
12/16	Cowboys	S	1	10	10	0	0	0	0	W	23-0
12/23	Giants	P	7	54	15	1	0	0	0	W	28-27
12/30	at Titans	S	3	32	17	0	0	0	0	W	33-17
2018 TOTALS	16-10		53	485	34	2	1	-4	-4	0	10-6

+ - Overtime



80 CHESTER ROGERS

WIDE RECEIVER



2018 GAME-BY-GAME POSTSEASON STATISTICS (COLTS)

DATE	OPPONENT	P/S	RECEIVING				RUSHING			TD	W/L	SCORE
			NO	YDS	LG	TD	ATT	YDS	LG			
01/05	at Texans	P	4	46	16	0	0	0	0	0	W	21-7
01/12	at Chiefs	S	5	30	12	0	0	0	0	0	L	13-31
2018 TOTALS		2-1	9	76	16	0	0	0	0	0	1-1	



@CHESTERROGERS80



@CHESTER80ROGERS

8

RIGOBERTO SANCHEZ

PUNTER

(REE-go-BEAR-toe)



6-0 • 195

NFL EXP: 3 (3rd Year with Colts)

BORN: 9/8/94



HAWAII



Sanchez was signed by the Colts as an undrafted free agent on May 4, 2017.

DOWN THE STRETCH

Favorite team and/or athlete outside of football: Lionel Messi

Who was your childhood sports idol: Ronaldinho, for sure. Just the way he danced with the ball and scored his free kicks. I'd love to meet him some day.

Favorite musician and/or song: Future

Hobbies outside of football: Playing pool, fishing and playing/watching soccer.

What is something interesting about you that people may not know: I grew up a soccer player.

Favorite food: Mexican food

What is the weirdest food you've ever tried: Musubi. It is super popular in Hawaii – kind of what hot dogs and corn dogs are to the mainland. It's a little block that's half rice and half sausage. I tried it, but it was a one-time thing for me.

Favorite vacation spot: Hawaii

Favorite TV show: "That '70s Show"

Favorite movie: "The Sandlot"

If you could have lunch with three people, living or dead, who would they be: Ronaldinho, Adam Vinatieri and Lionel Messi

What's the one thing you couldn't live without: My family

What is your pregame ritual: I say a prayer of thanks.

What is your proudest moment outside of football: Graduating from the University of Hawaii in the spring of 2018. I had to take online classes to get it done.

What is your most memorable game played: Playing in the Buffalo snow as a rookie and having a punt stick at the one-yard line.

@RIGOJIO88

@RJSANCHEZ



FORK IN THE ROAD

While soccer was Sanchez's first love, he obliged to a friend's request to give football a try. After converting a 30-yard field goal attempt on his first ever kick in practice as a high school sophomore, Sanchez propelled a football career that left him with a major decision to make prior to entering college. With opportunities to play either soccer or football at the junior college level, Sanchez passed on pursuing his first love and pursued a football career that has since seen him excel at the NCAA FBS and NFL levels.

As a high school student, Sanchez set numerous goals to push him and drive him to excellence, both in the classroom and in athletics. When Sanchez, a captain at Hamilton High School, was progressing as a promising soccer player, he set a goal to represent the U.S. in the 2018 FIFA World Cup in Russia. He specifically targeted the 2018 FIFA World Cup in Russia because he felt it would give him enough time to develop and make an impression to the United States Men's National Team, but his soccer dreams shifted to football ambitions by the end of his high school career.



SPANISH HERITAGE

Sanchez grew up in his household speaking Spanish with his mom and dad and is still fluent in the language today. He still tries to speak it today, and communicates in Spanish with his wife here and there. He tries to keep up with it because he wants to teach it to his kids Spanish one day. Both of his parents are from Mexico and when they were around the age of 15, they came to the USA. His mom is from Guanajuato and his dad is from Michoacán. Being one of the players with a hispanic heritage, he says it motivates him and he is proud to represent for them. In 2018, he went to an event with a lot of Hispanic kids and was excited to engage with them. "I was talking to them in English and then started talking to them in Spanish and asked who spoke Spanish. They all raised their hands and it was a pretty cool thing to watch. They were all excited to talk with me in Spanish."



FROM BUTTE TO THE BIG LEAGUES

Sanchez is not the only Chico, Calif., native to go through Butte College en route to launching a professional sports career. Sanchez attended Hamilton High School and his graduation class was only 73 students. The only other professional athlete to ever come out of Hamilton is Kyle Lohse, who split 16 Major League Baseball seasons with Minnesota, Cincinnati, Philadelphia, St. Louis, Milwaukee and Texas. Like Sanchez, Lohse went from Hamilton to Butte College, a junior college that participates in the California Community College Athletic Association. Roughly 12 miles from Hamilton lays Pleasant Valley High School, which produced Packers quarterback Aaron Rodgers. Rodgers also attended Butte College to keep his professional sports ambitions alive. Following their tenures at Butte, Sanchez transferred to the University of Hawaii, Rodgers transferred to the University of California and Lohse entered the MLB.

SURPASSING ELAM

At Hawaii, Sanchez served as the team's punter, placekicker and kickoff specialist. In the 2016 season, he went a perfect 13-of-13 in his field goal attempts (100.0 percent), breaking the school's single-season mark set by Jason Elam in 1989 (90.9 percent). Sanchez's career mark of 87.5 percent on field goals topped Elam's former record of 79.0 percent and Sanchez's career 44.8 punting average leaptfrogged Elam's former record of 43.5 yards per punt.

Before starting an NFL career that spanned 15 seasons and included three AP First-Team All-Pro honors and two Super Bowl championships, Elam scored the third-most points in NCAA history (397) and tied for the second-most field goals made (79). In the NFL, Elam notched a then-record 63-yard field goal and owns nearly every career kicking record in Denver Broncos history.



NFL HIGHLIGHTS

- In two seasons with the Colts, he has competed in all 32 games and totaled 141 punts for 6,393 yards, (45.3 avg./42.7 net avg.) and 52 kicks pinned inside the 20-yard line. Also contributed with 105 kickoff touchbacks.
- In 16 games in 2018, he had 57 punts for 2,629 yards (46.1 avg./42.7 net avg.) and 24 punts downed inside the 20-yard line. Also totaled 59 kickoff touchbacks. He ranked third in the NFL (first in the AFC) in net punting average, ninth in punting average and fifth in kickoff touchbacks. In two postseason games, he punted 11 times for 486 yards (44.2 avg./41.8 net avg.) and downed four inside the 20 yard line. He also had four kickoff touchbacks.
- In his 2017 rookie season, competed in all 16 games and



@RIGOJIO88



@RJSANCHEZ

8

RIGOBERTO SANCHEZ

PUNTER

(REE-go-BEAR-toe)



NFL HIGHLIGHTS CONT...

- totalled 84 punts for 3,764 yards (44.8 avg./42.6 net avg.) and 28 kicks pinned inside the 20-yard line. Also contributed with 46 kickoff touchbacks.
- Was named to the 2017 PFWA All-Rookie team.
- Set franchise rookie records for total punts and punt yards.
- Set the NFL record for net punting average (42.6) by a rookie punter. His total ranked fourth in the NFL in 2017.

COLLEGE HIGHLIGHTS

- Played in 26 games in two seasons (2015-16) at Hawaii. Over his career with the Warriors, served as the team's punter, kicker and kickoff specialist.
- Converted 21-of-24 field goal attempts (87.5 percent) with a total of 55 yards. Compiled 144 punts for 6,457 yards (44.8 avg.) with 49 punts inside the 20-yard line and 45 punts of 50-plus yards. Recorded 39 touchbacks on 93 kickoffs.
- Set Hawaii's career punting average record (44.8).
- Received All-Mountain West honorable mention recognition twice (2015 and 2016) and participated in the NFLPA Collegiate Bowl.
- In 2016, appeared in all 14 games and was a perfect 13-for-13 on field goals, breaking Jason Elam's single-season field goal percentage record. Selected to the team's leadership council and received the Coach Dick Tomey Special Teams MVP Award at the annual Na Koa football banquet.
- Named Mountain West Special Teams Player of the Week on Oct. 10, following his six-punt, two-field goal performance at San Jose State.
- Saw action in 12 games in 2015 and was one of only five athletes nationally who handled all four kicking duties for their program. Earned Hawaii's Special Teams Player of the Year award.
- In 2015, punted 74 times for 3,335 yards, the second-most season punt yards and fifth-most punts on record at Hawaii. Averaged 45.1 yards per punt, the fourth-best single-season average in school history. His punting average also ranked third in the Mountain West and 13th nationally.
- Tied the fifth-longest punt in Warriors history with a 73-yarder against Air Force, highlighting a 52.0 yards per punt performance which earned him Ray Guy Punter of the Week honors nationally.
- Prior to Hawaii, played two seasons at Butte College in California. Was named a First Team All-California Region I selection and set a school record for career field goals (22) and the longest converted field goal (54 yards).
- Was second in the California Community College Athletic Association (CCCCAA) in scoring in 2013 with 109 points, putting up school records of 76-for-77 on extra points and 11 field goals.
- Made 43-of-44 PATs with 11 field goals in 2012.

PERSONAL

- Attended Hamilton High School in Hamilton City, Calif.
- Combined for 10 made field goals between his junior and senior campaigns, with 50-of-59 PATs. Made a long field goal of 57 yards.
- Named to the *MaxPreps* California Division IV All-State first-team as a 2012 senior and earned First Team All-Northern Section honors.
- Also lettered twice in soccer and earned all-league honors.
- Was a merit roll student.
- Helped with a Colts Hispanic Heritage Month Youth Football Camp in 2018.
- Hosted his first annual Rigo Sanchez Football Camp at his alma mater, Hamilton High School, in the summer of 2019. The free football camp was provided to more than 200 kids.
- Studied sociology at Hawaii.
- A native of Chico, Calif.



@RIGOJIO88



@RJSANCHEZ

8

RIGOBERTO SANCHEZ

PUNTER

(REE-go-BEAR-toe)



RIGOBERTO SANCHEZ - NFL REGULAR SEASON STATISTICS

DATE TEAM	GP	NO.	YDS.	AVG.	OPP. RET.	YDS.	NET. YDS.	AVG.	TB	IN20	LG	BK
2017 Colts	16	84	3,764	44.8	19	80	3,624	42.6	3	28	61	1
2018 Colts	16	57	2,629	46.1	21	93	2,436	42.7	5	24	63	0
TOTALS	32	141	6,393	45.3	40	173	6,060	42.7	8	52	63	1

RIGOBERTO SANCHEZ - NFL POSTSEASON STATISTICS

DATE TEAM	GP	NO.	YDS.	AVG.	OPP. RET.	YDS.	NET. YDS.	AVG.	TB	IN20	LG	BK
2018 Colts	2	11	486	44.2	5	6	460	41.8	1	4	57	0
TOTALS	2	11	486	44.2	5	6	460	41.8	1	4	57	0

SINGLE-GAME HIGHS: PUNTER

Punts	7 at Buffalo Bills, Dec 10, 2017 ...4 more at 7.	Net Punting Avg	48.3 at Tennessee Titans, Oct 16, 2017 47.8 vs. San Francisco 49ers, Oct 08, 2017 ...1 more at 47.8.
Gross Punting Yards	328 vs. Pittsburgh Steelers, Nov 12, 2017 320 vs. Cleveland Browns, Sep 24, 2017 314 vs. Jacksonville Jaguars, Oct 22, 2017	Longest Punts	63 vs. New York Giants, Dec 23, 2018 61 vs. Buffalo Bills, Oct 21, 2018 ...1 more at 61.
Gross Punting Avg	53.3 at Tennessee Titans, Oct 16, 2017 50.3 at Los Angeles Rams, Sep 10, 2017 49.7 at Jacksonville Jaguars, Dec 02, 2018	Inside the 20	4 vs. Jacksonville Jaguars, Oct 22, 2017 ...1 more at 4.
Net Punting Yards	321 vs. Pittsburgh Steelers, Nov 12, 2017 314 vs. Jacksonville Jaguars, Oct 22, 2017 300 vs. Cleveland Browns, Sep 24, 2017	Special Teams Tackles	1 vs. Jacksonville Jaguars, Nov 11, 2018 ...2 more at 1.

SINGLE-GAME HIGHS - POSTSEASON: PUNTER

Punts	7 at Kansas City Chiefs, Jan 12, 2019 4 at Houston Texans, Jan 05, 2019	Net Punting Avg	44.6 at Kansas City Chiefs, Jan 12, 2019 37.0 at Houston Texans, Jan 05, 2019
Gross Punting Yards	338 at Kansas City Chiefs, Jan 12, 2019 148 at Houston Texans, Jan 05, 2019	Longest Punts	57 at Kansas City Chiefs, Jan 12, 2019 44 at Houston Texans, Jan 05, 2019
Gross Punting Avg	48.3 at Kansas City Chiefs, Jan 12, 2019 37.0 at Houston Texans, Jan 05, 2019	Inside the 20	2 at Kansas City Chiefs, Jan 12, 2019 ...1 more at 2.
Net Punting Yards	312 at Kansas City Chiefs, Jan 12, 2019 148 at Houston Texans, Jan 05, 2019		

2017 GAME-BY-GAME REGULAR SEASON STATISTICS (COLTS)

DATE OPPONENT		NO.	YDS.	AVG.	OPP. RET.	YDS.	NET. YDS.	AVG	TB	IN20	LG	BK	W/L	SCORE
09/10 at Rams	P	6	302	50.3	3	15	287	47.8	0	2	53	0	L	9-46
09/17 Cardinals	P	7	303	43.3	1	6	297	42.4	0	3	53	0	L	13-16+
09/24 Browns	P	7	320	45.7	1	0	300	42.9	1	2	51	0	W	31-28
10/01 at Seahawks	P	6	250	41.7	0	0	250	41.7	0	2	61	0	L	18-46
10/08 49ers	P	4	191	47.8	1	0	191	47.8	0	4	56	0	W	26-23+
10/16 at Titans	P	3	160	53.3	2	15	145	48.3	0	0	58	0	L	22-36
10/22 Jaguars	P	7	314	44.9	0	0	314	44.9	0	4	58	0	L	0-27
10/29 at Bengals	P	4	183	45.8	3	29	154	38.8	0	0	51	1	L	23-24
11/05 at Texans	P	6	249	41.5	2	4	245	40.8	0	1	50	0	W	20-14
11/12 Steelers	P	7	328	46.9	1	7	321	45.9	0	2	59	0	L	17-20
11/26 Titans	P	5	235	47.0	2	7	228	45.6	0	1	54	0	L	16-20
12/03 at Jaguars	P	4	187	46.8	0	0	167	41.8	1	0	56	0	L	10-30
12/10 at Bills	P	7	269	38.4	0	0	249	35.6	1	2	47	0	L	7-13+
12/14 Broncos	P	4	164	41.0	1	0	164	41.0	0	2	47	0	L	13-25
12/23 at Ravens	P	2	74	37.0	1	0	74	37.0	0	0	38	0	L	16-23
12/31 Texans	P	5	235	47.0	1	-3	238	47.6	0	3	50	0	W	22-13
2017 TOTALS	16	84	3,764	44.8	19	80	3,624	42.6	3	28	61	14-12		

+ - Overtime



@RIGOJIO88



@RJSANCHEZ

8

RIGOBERTO SANCHEZ

PUNTER

(REE-go-BEAR-toe)



2018 GAME-BY-GAME REGULAR SEASON STATISTICS (COLTS)

DATE	OPPONENT	NO.	YDS.	AVG.	OPP. RET.	YDS.	NET. YDS.	AVG	TB	IN20	LG	BK	W/L	SCORE
09/09	Bengals P	2	95	47.5	1	-1	96	48.0	0	0	49	0	L	23-34
09/16	at Redskins P	5	235	47.0	1	6	209	41.8	1	1	59	0	W	21-9
09/23	at Eagles P	5	222	44.4	4	4	218	43.6	0	2	53	0	L	16-20
09/30	Texans P	5	220	44.0	2	20	200	40.0	0	2	57	0	L	34-37+
10/04	at Patriots P	3	142	47.3	2	20	122	40.7	0	1	51	0	L	24-38
10/14	at Jets P	2	93	46.5	1	6	87	43.5	0	0	48	0	L	34-42
10/21	Bills P	4	188	47.0	0	0	188	47.0	0	2	61	0	W	37-5
10/28	at Raiders P	1	46	46.0	1	-1	47	47.0	0	0	46	0	W	42-28
11/11	Jaguars P	3	138	46.0	1	1	137	45.7	0	1	52	0	W	29-26
11/18	Titans P	3	142	47.3	0	0	142	47.3	0	3	53	0	W	38-10
11/25	Dolphins P	3	103	34.3	1	0	103	34.3	0	1	49	0	W	27-24
12/02	at Jaguars P	6	298	49.7	1	8	250	41.7	2	3	57	0	L	0-6
12/09	at Texans P	6	278	46.3	2	18	220	36.7	2	2	55	0	W	24-21
12/16	Cowboys P	1	52	52.0	1	2	50	50.0	0	1	52	0	W	23-0
12/23	Giants P	4	186	46.5	1	0	186	46.5	0	3	63	0	W	28-27
12/30	at Titans P	4	191	47.8	2	10	181	45.3	0	2	57	0	W	33-17
2018 TOTALS	16	57	2,629	46.1	21	93	2,436	42.7	5	24	63	0	10-6	

+ - Overtime

2018 GAME-BY-GAME POSTSEASON STATISTICS (COLTS)

DATE	OPPONENT	NO.	YDS.	AVG.	OPP. RET.	YDS.	NET. YDS.	AVG	TB	IN20	LG	BK	W/L	SCORE
01/05	at Texans P	4	148	37.0	0	0	148	37.0	0	2	44	0	W	21-7
01/12	at Chiefs P	7	338	48.3	5	6	312	44.6	1	2	57	0	L	13-31
2018 TOTALS	2	11	486	44.2	5	6	460	41.8	1	4	57	0	1-1	



@RIGOJIO88



@RJSANCHEZ

93 JABAAL SHEARD

DEFENSIVE END

16



(juh-BALL SHEERD)

6-3 • 268

NFL EXP: 9 (3rd Year with Colts)

BORN: 5/10/89



PITTSBURGH



Sheard was signed by the Colts as an unrestricted free agent on March 10, 2017.

DOWN THE STRETCH

Favorite musician and/or song: Meek Mill - "Blue Notes"

Hobbies outside of football: Basketball and fishing

Favorite food: Baked macaroni and cheese from scratch

Favorite vacation spot: Punta Cana

Favorite movie: "Scarface"

What's the one thing you couldn't live without: My phone

Pregame ritual: I just go out and play catch. I try and throw the ball about 50-70 yards to see how far I can get it. I like to stay loose, get some blood flowing and try and out throw whoever that I am throwing with.

What is on your bucket list: I just enjoy traveling. I want to go to South Africa, Thailand and Egypt.

Do you have any hidden talents: Shotgun

Who is your inspiration: My family. My 10-year-old son watching me play and commenting on it is awesome.

Favorite TV show: "The Fresh Prince of Bel-Air"

Pet peeve: An unclean house

Strangest thing you have ever eaten: Cow tongue

Nicknames: Baal

A LIFE SAVED BY BRAVERY

At the age of 11, Sheard was awarded a bravery medal after he helped an elderly woman escape from her burning home in Florida. Sheard was with friends riding their bikes when the group saw smoke and rushed to the scene. As they approached the house, bystanders were watching. Sheard and his friends raced home, called the police and then rushed back to the house. Not knowing if anyone was inside, they tried to break in. Firefighters then arrived on scene and managed to open a door where they found the elderly woman unconscious on the floor of her kitchen. Sheard and his friends were told that their actions saved the woman's life.

@JABAALSHEARD

@SHEARD

93 JABAAL SHEARD

DEFENSIVE END

(juh-BALL SHEERD)

16



BAAL-ING ON AND OFF THE FIELD

Sheard is known for his productivity both on and off the field. In 2013, he was named the Cleveland Browns Walter Payton Player of the Year. The award is given to a player from each team that has done outstanding community service activities and for on-field excellence. Sheard was heavily involved with the Cleveland youth and encouraged them in the classroom and on the field. He also has launched the Jabaal Sheard Foundation with the goal of impacting disadvantaged children and providing them with opportunities in the fields of educational advancement and healthy living. "With our jobs as NFL players comes a huge platform to brighten and improve the lives of others, and that's what I strive to do every day," Sheard said. Sheard was named the Colts Walter Payton Man of the Year in 2018.



NFL HIGHLIGHTS

- In eight seasons with the Browns, Patriots and Colts, has competed in 121 games (91 starts) and has recorded 362 tackles (244 solo), 65.0 tackles for loss, 47.0 sacks, 13 forced fumbles, two fumble recoveries and 25 passes defended.
- Started all 16 games in 2018 and totaled 50 tackles (37 solo), 14.0 tackles for loss, 5.5 sacks and four passes defended. Started two postseason games and had seven tackles (three solo), 1.0 tackle for loss and 1.0 sack. He was the team's nominee for the Walter Payton Man of the Year Award.
- Started all 16 games at RUSH linebacker for the Colts in 2017 and totaled 52 tackles (37 solo), 8.0 tackles for loss, a team-leading 5.5 sacks, three passes defended and two forced fumbles.
- Competed in 15 games (eight starts) for the Patriots in 2016 and totaled 33 tackles (20 solo), 7.0 tackles for loss, 5.0 sacks and four passes defended.
- In 2015 with New England, appeared in 13 games (one start) and tallied 37 tackles (28 solo), 9.0 tackles for loss, 8.0 sacks, four forced fumbles and two passes defended.
- Appeared in all 16 games (five starts) for the Browns in 2014, compiling 44 tackles (25 solo), 4.0 tackles for loss, 2.0 sacks and three passes defended.
- In 2013 with Cleveland, started all 13 games played, tallying 36 tackles (19 solo), 5.0 tackles for loss, 5.5 sacks, one forced fumble, one fumble recovery and four passes defended. Was the team's nominee for the Walter Payton Man of the Year award.
- Started all 16 games for the Browns in 2012 and tied a career-high with 55 tackles (38 solo), 9.0 tackles for loss, 7.0 sacks, one forced fumble and three passes defended.
- Started all 16 games as a rookie for Cleveland in 2011, recording career highs in tackles (55), solo tackles (40), sacks (8.5) and forced fumbles (five). Also contributed 9.0 tackles for loss, one fumble recovery and two passes defended. His 55 tackles and 8.5 sacks both ranked third among all NFL rookies while his five forced fumbles tied for third most in the NFL.
- Named to the PFV/PFWA All-Rookie team.

COLLEGE HIGHLIGHTS

- Started 37-of-47 career games over four years (2007-2010) at Pittsburgh, tallying 142 tackles, 35.5 tackles for loss 19.5 sacks, five forced fumbles and two fumble recoveries.
- Named a consensus First Team All-America and First Team All-Big East choice and was the Big East Conference Defensive Player of the Year in 2010.
- Posted 52 tackles, 14.5 tackles for loss, 9.0 sacks, four forced fumbles and two fumble recoveries in 12 games while serving as a team captain as a senior in 2010.
- Earned Second Team All-Big East honors as a junior in 2009 after starting all 13 games and registering 42 tackles, 10.5 tackles for loss, 5.0 sacks and a team-high 12 quarterback hits.
- Started all 13 games as a sophomore in 2008, finishing with 45 tackles, 10.5 tackles for loss, 5.5 sacks, one forced fumble and one fumble recovery.
- Played in nine games and produced three tackles and two passes defended as a true freshman in 2007.

PERSONAL

- Attended Hollywood Hills (Fla.) High School, where he played football and competed in track, participating in the 200 meter and shot put.
- Was an All-Broward County defensive lineman who had 54 tackles and 11.0 sacks as a senior.
- Earned All-Broward County honors in the shot put, placing fourth in the state finals.
- Started his own foundation, the Jabaal Sheard foundation, with the goal of impacting disadvantaged children and providing them with opportunities in the fields of educational advancement and healthy living.
- Awarded a bravery medal at the age of 11 after he helped an elderly woman escape from her burning home in Florida.
- Majored in administration of justice.
- Has a son, Jaiden.
- A native of Hollywood Hills, Fla.



@JABAALSHEARD



@SHEARD

93 JABAAL SHEARD

DEFENSIVE END

(juh-BALL SHEERD)



JABAAL SHEARD - NFL REGULAR SEASON STATISTICS

DATE	TEAM	GP	GS	TK	S	A	TACKLES			YDS	QBH	NO	INTERCEPTIONS			FUMBLES			ST			MISC																		
							TFL	YDS	SK				YDS	LG	TD	PD	FF	FR	YDS	TK	S		A	FF	FR	S	A													
2011	Browns	16	16	55	40	15	9	0	8.5	73.5	9	0	0	0	0	2	5	1	5	0	0	0	0	0	0	0	0	0	0	0	0	0	0	0	0	0	0	0	0	
2012	Browns	16	16	55	38	17	9	0	7.0	55.0	10	0	0	0	0	3	1	0	0	0	0	0	0	0	0	0	0	0	0	0	0	0	0	0	0	0	0	0		
2013	Browns	13	13	36	19	17	5	13	5.5	18.5	9	0	0	0	0	4	1	1	0	0	0	0	0	0	0	0	0	0	0	0	0	0	0	0	0	0	0	0		
2014	Browns	16	5	44	25	19	4	7	2.0	6.0	6	0	0	0	0	3	0	0	0	0	0	0	0	0	0	0	0	0	0	0	0	0	0	0	0	0	0	0	0	
2015	Patriots	13	1	37	28	9	9	51	8.0	83.0	12	0	0	0	0	2	4	0	0	0	0	0	0	0	0	0	0	0	0	0	0	0	0	0	0	0	0	0	0	
2016	Patriots	15	8	33	20	13	7	37	5.0	34.0	10	0	0	0	0	4	4	0	0	0	0	0	0	0	0	0	0	0	0	0	0	0	0	0	0	0	0	0	0	0
2017	Colts	16	16	52	37	15	8	35	5.5	46.0	14	0	0	0	0	3	2	0	0	0	0	0	0	0	0	0	0	0	0	0	0	0	0	0	0	0	0	0	0	0
2018	Colts	16	16	50	37	13	14	50	5.5	41.5	13	0	0	0	0	4	0	0	0	0	0	0	0	0	0	0	0	0	0	0	0	0	0	0	0	0	0	0	0	0
TOTALS		121	91	362	244	118	65	193	47.0	357.5	83	0	0	0	0	25	13	2	5	0	0	0	0	0	0	0	0	0	0	0	0	0	0	0	0	0	0	0	0	

JABAAL SHEARD - NFL POSTSEASON STATISTICS

DATE	TEAM	GP	GS	TK	S	A	TACKLES			YDS	QBH	NO	INTERCEPTIONS			FUMBLES			ST			MISC																			
							TFL	YDS	SK				YDS	LG	TD	PD	FF	FR	YDS	TK	S		A	FF	FR	S	A														
2011	Patriots	2	0	9	7	2	1	2	0.0	0.0	0	0	0	0	0	0	0	0	0	0	0	0	0	0	0	0	0	0	0	0	0	0	0	0	0	0	0	0	0	0	
2016	Patriots	3	0	7	2	5	0	0	0.5	1.0	1	0	0	0	0	0	0	0	0	0	0	0	0	0	0	0	0	0	0	0	0	0	0	0	0	0	0	0	0	0	0
2018	Colts	2	2	7	3	4	1	7	1.0	7.0	4	0	0	0	0	0	0	0	0	0	0	0	0	0	0	0	0	0	0	0	0	0	0	0	0	0	0	0	0	0	0
TOTALS		7	2	23	12	11	2	9	1.5	8.0	5	0	0	0	0	0	0	0	0	0	0	0	0	0	0	0	0	0	0	0	0	0	0	0	0	0	0	0	0	0	

SINGLE-GAME HIGHS: DEFENSIVE

Total Tackles	9 vs. Baltimore Ravens, Dec 04, 2011 8 at Baltimore Ravens, Sep 15, 2013 ...1 more at 8.	Forced Fumbles	2 at Houston Texans, Nov 05, 2017 ...1 more at 2.
Sacks	2.0 at Houston Texans, Nov 05, 2017 ...5 more at 2.0.	Fumble Recoveries	1 at Minnesota Vikings, Sep 22, 2013 ...1 more at 1.
Passes Defensed	3 vs. Los Angeles Rams, Dec 04, 2016 2 at Baltimore Ravens, Dec 23, 2017 1 vs. Jacksonville Jaguars, Nov 11, 2018 ...19 more at 1.	Tackles For Loss	3 at Arizona Cardinals, Sep 11, 2016 2 at Houston Texans, Dec 09, 2018 ...11 more at 2.

SINGLE-GAME HIGHS - POSTSEASON: DEFENSIVE

Total Tackles	6 at Denver Broncos, Jan 24, 2016 3 at Kansas City Chiefs, Jan 12, 2019 ...3 more at 3.	Tackles For Loss	1 at Kansas City Chiefs, Jan 12, 2019 ...1 more at 1.
Sacks	1.0 at Kansas City Chiefs, Jan 12, 2019 0.5 at Atlanta Falcons, Feb 05, 2017		

2011 GAME-BY-GAME REGULAR SEASON STATISTICS (BROWNS)

DATE	OPPONENT	TK	S	A	TACKLES			YDS	QBH	NO	INTERCEPTIONS			FUMBLES			ST			MISC																	
					TFL	YDS	SK				YDS	LG	TD	PD	FF	FR	YDS	TK	S		A	FF	FR														
09/11	Bengals	S	3	3	0	0.0	0.0	2	0	0	0	0	0	0	0	0	0	0	0	0	0	0	0	L	17-27												
09/18	Colts	S	5	4	1	1.0	8.0	1	0	1	0	0	0	0	1	1	5	0	0	0	0	0	0	W	27-19												
09/25	Dolphins	S	1	1	0	0.0	0.0	0	0	0	0	0	0	1	0	0	0	0	0	0	0	0	0	W	17-16												
10/02	Titans	S	5	2	3	0.0	0.0	0	0	0	0	0	0	0	0	0	0	0	0	0	0	0	0	L	13-31												
10/16	Raiders	S	4	4	0	1.0	8.0	0	0	0	0	0	0	0	1	0	0	0	0	0	0	0	0	L	17-24												
10/23	Seahawks	S	3	2	1	0.5	4.5	0	0	1	0	0	0	0	0	0	0	0	0	0	0	0	0	W	6-3												
10/30	at 49ers	S	3	2	1	0.0	0.0	0	0	0	0	0	0	0	0	0	0	0	0	0	0	0	0	L	10-20												
11/06	at Texans	S	3	3	0	0.0	0.0	1	0	0	0	0	0	0	0	0	0	0	0	0	0	0	0	L	12-30												
11/13	Rams	S	2	1	1	0.0	0.0	0	0	1	0	0	0	0	0	0	0	0	0	0	0	0	0	L	12-13												
11/20	Jaguars	S	2	1	1	1.0	15.0	0	0	1	0	0	0	0	1	0	0	0	0	0	0	0	0	W	14-10												
11/27	at Bengals	S	4	4	0	1.0	11.0	1	0	1	0	0	0	0	1	0	0	0	0	0	0	0	0	L	20-23												
12/04	Ravens	S	9	6	3	1.0	0.0	1	0	0	0	0	0	1	1	0	0	0	0	0	0	0	0	L	10-24												
12/08	at Steelers	S	1	0	1	0.0	0.0	0	0	0	0	0	0	0	0	0	0	0	0	0	0	0	0	L	3-14												
12/18	at Cardinals	S	3	3	0	2.0	14.0	2	0	2	0	0	0	0	0	0	0	0	0	0	0	0	0	L	17-20+												
12/24	at Ravens	S	1	0	1	0.0	0.0	0	0	0	0	0	0	0	0	0	0	0	0	0	0	0	0	L	14-20												
01/01	Steelers	S	6	4	2	1.0	13.0	1	0	2	0	0	0	0	0	0	0	0	0	0	0	0	0	L	9-13												
2011 TOTALS	16-16	55	40	15	8.5	73.5	9	0	9	0	0	0	0	0	2	5	1	5	0	0	0	0	0	0	0	0	0	0	0	0	0	0	0	0	0	4	12

+- Overtime



@JABAALSHEARD



@SHEARD

93

JABAAL SHEARD

DEFENSIVE END

(juh-BALL SHEERD)



2012 GAME-BY-GAME REGULAR SEASON STATISTICS (BROWNS)

DATE	OPPONENT	TACKLES							INTERCEPTIONS				FUMBLES			ST				MISC			SCORE				
		TK	S	A	SK	YDS	TFL	YDS	QBH	NO	YDS	LG	TD	PD	FF	FR	YDS	TK	S	A	FF	FR		S	A	W/L	
09/09	Eagles	S	1	1	0	0.0	0.0	0	0	0	0	0	0	1	0	0	0	0	0	0	0	0	0	0	L	16-17	
09/16	at Bengals	S	3	3	0	0.0	0.0	0	0	0	0	0	0	1	0	0	0	0	0	0	0	0	0	0	L	27-34	
09/23	Bills	S	3	2	1	0.0	0.0	1	0	1	0	0	0	0	0	0	0	0	0	0	0	0	0	0	L	14-24	
09/27	at Ravens	S	6	4	2	1.0	9.0	2	0	1	0	0	0	0	0	0	0	0	0	0	0	0	0	0	L	16-23	
10/07	at Giants	S	3	3	0	0.0	0.0	0	0	0	0	0	0	0	0	0	0	0	0	0	0	0	0	0	L	27-41	
10/14	Bengals	S	2	1	1	0.0	0.0	0	0	0	0	0	0	1	0	0	0	0	0	0	0	0	0	0	W	34-24	
10/21	at Colts	S	2	2	0	0.0	0.0	0	0	1	0	0	0	0	0	0	0	0	0	0	0	0	0	0	L	13-17	
10/28	Chargers	S	2	0	2	0.0	0.0	0	0	0	0	0	0	0	0	0	0	0	0	0	0	0	0	0	W	7-6	
11/04	Ravens	S	8	4	4	1.0	8.0	1	0	1	0	0	0	0	0	0	0	0	0	0	0	0	0	0	L	15-25	
11/18	at Cowboys	S	2	2	0	1.0	7.0	1	0	1	0	0	0	0	0	0	0	0	0	0	0	0	0	0	L	20-23+	
11/25	Steelers	S	2	2	0	0.0	0.0	0	0	0	0	0	0	0	0	0	0	0	0	0	0	0	0	0	W	20-14	
12/02	at Raiders	S	2	2	0	0.0	0.0	0	0	0	0	0	0	0	0	0	0	0	0	0	0	0	0	0	W	20-17	
12/09	Chiefs	S	4	1	3	1.0	9.0	1	0	2	0	0	0	0	0	0	0	0	0	0	0	0	0	0	W	30-7	
12/16	Redskins	S	3	3	0	1.0	9.0	1	0	1	0	0	0	0	1	0	0	0	0	0	0	0	0	0	L	21-38	
12/23	at Broncos	S	7	5	2	0.0	0.0	0	0	0	0	0	0	0	0	0	0	0	0	0	0	0	0	0	L	12-34	
12/30	at Steelers	S	5	3	2	2.0	13.0	2	0	2	0	0	0	0	0	0	0	0	0	0	0	0	0	0	L	10-24	
2012 TOTALS	16-16		55	38	17	7.0	55.0	9	0	10	0	0	0	0	3	1	0	0	0	0	0	0	0	0	0	0	5-11

+- Overtime

2013 GAME-BY-GAME REGULAR SEASON STATISTICS (BROWNS)

DATE	OPPONENT	TACKLES							INTERCEPTIONS				FUMBLES			ST				MISC			SCORE				
		TK	S	A	SK	YDS	TFL	YDS	QBH	NO	YDS	LG	TD	PD	FF	FR	YDS	TK	S	A	FF	FR		S	A	W/L	
09/08	Dolphins	S	2	0	2	0.0	0.0	0	0	0	0	0	0	0	0	0	0	0	0	0	0	0	0	0	L	10-23	
09/15	at Ravens	S	8	3	5	0.5	2.5	1	2	1	0	0	0	0	1	0	0	0	0	0	0	0	0	0	L	6-14	
09/22	at Vikings	S	3	2	1	1.0	5.0	0	0	0	0	0	0	0	1	1	0	0	0	0	0	0	0	0	W	31-27	
09/29	Bengals																								W	17-6	
10/03	Bills																								W	37-24	
10/13	Lions																								L	17-31	
10/20	at Packers	S	0	0	0	0.0	0.0	0	0	1	0	0	0	0	0	0	0	0	0	0	0	0	0	0	L	13-31	
10/27	at Chiefs	S	1	0	1	0.0	0.0	0	0	0	0	0	0	1	0	0	0	0	0	0	0	0	0	0	L	17-23	
11/03	Ravens	S	3	2	1	1.0	1.0	1	1	2	0	0	0	0	0	0	0	0	0	0	0	0	0	0	W	24-18	
11/17	at Bengals	S	3	2	1	0.0	0.0	0	0	1	0	0	0	0	0	0	0	0	0	0	0	0	0	0	L	20-41	
11/24	Steelers	S	1	1	0	0.0	0.0	0	0	0	0	0	0	0	0	0	0	0	0	0	0	0	0	0	L	11-27	
12/01	Jaguars	S	2	1	1	1.0	1.0	1	1	1	0	0	0	0	0	0	0	0	0	0	0	0	0	0	L	28-32	
12/08	at Patriots	S	2	1	1	1.0	8.0	1	8	1	0	0	0	0	0	0	0	0	0	0	0	0	0	0	L	26-27	
12/15	Bears	S	4	2	2	1.0	1.0	1	1	2	0	0	0	0	0	0	0	0	0	0	0	0	0	0	L	31-38	
12/22	at Jets	S	3	2	1	0.0	0.0	0	0	0	0	0	0	1	0	0	0	0	0	0	0	0	0	0	L	13-24	
12/29	at Steelers	S	4	3	1	0.0	0.0	0	0	0	0	0	0	1	0	0	0	0	0	0	0	0	0	0	L	7-20	
2013 TOTALS	13-13		36	19	17	5.5	18.5	5	13	9	0	0	0	0	4	1	1	0	0	0	0	0	0	0	0	0	4-12

2014 GAME-BY-GAME REGULAR SEASON STATISTICS (BROWNS)

DATE	OPPONENT	TACKLES							INTERCEPTIONS				FUMBLES			ST				MISC			SCORE				
		TK	S	A	SK	YDS	TFL	YDS	QBH	NO	YDS	LG	TD	PD	FF	FR	YDS	TK	S	A	FF	FR		S	A	W/L	
09/07	at Steelers	P	3	3	0	1.0	5.0	1	5	1	0	0	0	0	0	0	0	0	0	0	0	0	0	0	L	27-30	
09/14	Saints	S	6	3	3	0.0	0.0	0	0	0	0	0	0	1	0	0	0	0	0	0	0	0	0	0	0	W	26-24
09/21	Ravens	P	5	2	3	0.0	0.0	1	1	0	0	0	0	0	0	0	0	0	0	0	0	0	0	0	0	L	21-23
10/05	at Titans	P	3	2	1	1.0	1.0	1	1	1	0	0	0	1	0	0	0	0	0	0	0	0	0	0	0	W	29-28
10/12	Steelers	S	3	1	2	0.0	0.0	0	0	1	0	0	0	0	0	0	0	0	0	0	0	0	0	0	0	W	31-10
10/19	at Jaguars	S	2	2	0	0.0	0.0	0	0	1	0	0	0	0	0	0	0	0	0	0	0	0	0	0	0	L	6-24
10/26	Raiders	P	4	2	2	0.0	0.0	0	0	0	0	0	0	0	0	0	0	0	0	0	0	0	0	0	0	W	23-13
11/02	Buccaneers	P	2	0	2	0.0	0.0	0	0	0	0	0	0	1	0	0	0	0	0	0	0	0	0	0	0	W	22-17
11/06	at Bengals	S	5	1	4	0.0	0.0	0	0	0	0	0	0	0	0	0	0	0	0	0	0	0	0	0	0	W	24-3
11/16	Texans	P	3	2	1	0.0	0.0	0	0	0	0	0	0	0	0	0	0	0	0	0	0	0	0	0	0	L	7-23
11/23	at Falcons	P	1	1	0	0.0	0.0	0	0	0	0	0	0	0	0	0	0	0	0	0	0	0	0	0	0	W	26-24
11/30	at Bills	P	4	3	1	0.0	0.0	1	0	0	0	0	0	0	0	0	0	0	0	0	0	0	0	0	0	L	10-26
12/07	Colts	S	0	0	0	0.0	0.0	0	0	1	0	0	0	0	0	0	0	0	0	0	0	0	0	0	0	L	24-25
12/14	Bengals	P	1	1	0	0.0	0.0	0	0	1	0	0	0	0	0	0	0	0	0	0	0	0	0	0	0	L	0-30
12/21	at Panthers	P	2	2	0	0.0	0.0	0	0	0	0	0	0	0	0	0	0	0	0	0	0	0	0	0	0	L	13-17
12/28	at Ravens	P	0	0	0	0.0	0.0	0	0	0	0	0	0	0	0	0	0	0	0	0	0	0	0	0	0	L	10-20
2014 TOTALS	16-5		44	25	19	2.0	6.0	4	7	6	0	0	0	0	3	0	0	0	0	0	0	0	0	0	0	0	7-9



@JABAALSHEARD



@SHEARD

93 JABAAL SHEARD

DEFENSIVE END

(juh-BALL SHEERD)



2015 GAME-BY-GAME REGULAR SEASON STATISTICS (PATRIOTS)

DATE	OPPONENT	TK	S	TACKLES					INTERCEPTIONS					FUMBLES			ST			MISC			SCORE				
				A	SK	YDS	TFL	YDS	QBH	NO	YDS	LG	TD	PD	FF	FR	YDS	TK	S	A	FF	FR		S	A	W/L	
09/10	Steelers	P	3	2	1	1.0	7.0	1	7	1	0	0	0	0	0	0	0	0	0	0	0	0	0	0	0	W	28-21
09/20	at Bills	P	3	2	1	0.0	0.0	1	5	1	0	0	0	0	0	0	0	0	0	0	0	0	0	0	0	W	40-32
09/27	Jaguars	P	2	2	0	1.0	6.0	1	6	1	0	0	0	0	0	0	0	0	0	0	0	0	0	0	0	W	51-17
10/11	at Cowboys	P	3	3	0	2.0	15.0	2	15	3	0	0	0	0	0	0	0	0	0	0	0	0	0	0	0	W	30-6
10/18	at Colts	P	1	1	0	0.0	0.0	0	0	0	0	0	0	0	0	0	0	0	0	0	0	0	0	0	0	W	34-27
10/25	Jets																									W	30-23
10/29	Dolphins																									W	36-7
11/08	Redskins																									W	27-10
11/15	at Giants	P	2	2	0	0.0	0.0	0	0	0	0	0	0	0	0	0	0	0	0	0	0	0	0	0	0	W	27-26
11/23	Bills	P	5	4	1	0.0	0.0	1	4	0	0	0	0	0	0	1	0	0	0	0	0	0	0	0	0	W	20-13
11/29	at Broncos	P	0	0	0	0.0	0.0	0	0	1	0	0	0	0	0	1	0	0	0	0	0	0	0	0	0	L	24-30
12/06	Eagles	P	3	1	2	0.0	0.0	1	3	0	0	0	0	0	1	0	0	0	0	0	0	0	0	0	0	L	28-35
12/13	at Texans	P	4	4	0	2.0	34.0	1	1	3	0	0	0	0	0	2	0	0	0	0	0	0	0	0	0	W	27-6
12/20	Titans	P	4	3	1	1.0	10.0	1	10	1	0	0	0	0	0	0	0	0	0	0	0	0	0	0	0	W	33-16
12/27	at Jets	P	5	4	1	1.0	11.0	0	0	0	0	0	0	0	0	1	0	0	0	0	0	0	0	0	0	L	20-26
01/03	at Dolphins	S	2	0	2	0.0	0.0	0	0	1	0	0	0	0	0	0	0	0	0	0	0	0	0	0	0	L	10-20
2015 TOTALS	13-1	37	28	9	8.0	83.0	9	51	12	0	0	0	0	2	4	0	0	0	0	0	0	0	0	0	0	0	12-4

+ - Overtime

2016 GAME-BY-GAME REGULAR SEASON STATISTICS (PATRIOTS)

DATE	OPPONENT	TK	S	TACKLES					INTERCEPTIONS					FUMBLES			ST			MISC			SCORE				
				A	SK	YDS	TFL	YDS	QBH	NO	YDS	LG	TD	PD	FF	FR	YDS	TK	S	A	FF	FR		S	A	W/L	
09/11	at Cardinals	S	4	4	0	0.0	0.0	3	8	0	0	0	0	0	0	0	0	0	0	0	0	0	0	0	0	W	23-21
09/18	Dolphins	S	1	1	0	0.0	0.0	0	0	1	0	0	0	0	0	0	0	0	0	0	0	0	0	0	0	W	31-24
09/22	Texans	S	3	3	0	2.0	21.0	2	21	2	0	0	0	0	0	0	0	0	0	0	0	0	0	0	0	W	27-0
10/02	Bills	S	3	3	0	1.0	2.0	1	2	0	0	0	0	0	0	0	0	0	0	0	0	0	0	0	0	L	0-16
10/09	at Browns	S	3	2	1	0.0	0.0	0	0	1	0	0	0	0	1	0	0	0	0	0	0	0	0	0	0	W	33-13
10/16	Bengals	S	2	0	2	0.5	4.5	0	0	1	0	0	0	0	0	0	0	0	0	0	0	0	0	0	0	W	35-17
10/23	at Steelers	S	0	0	0	0.0	0.0	0	0	0	0	0	0	0	0	0	0	0	0	0	0	0	0	0	0	W	27-16
10/30	at Bills	S	2	2	0	0.0	0.0	0	0	0	0	0	0	0	0	0	0	0	0	0	0	0	0	0	0	W	41-25
11/13	Seahawks	P	0	0	0	0.0	0.0	0	0	0	0	0	0	0	0	0	0	0	0	0	0	0	0	0	0	L	24-31
11/20	at 49ers																									W	30-17
11/27	at Jets	P	3	1	2	0.0	0.0	0	0	0	0	0	0	0	0	0	0	0	0	0	0	0	0	0	0	W	22-17
12/04	Rams	P	5	3	2	0.0	0.0	0	0	1	0	0	0	0	3	0	0	0	0	0	0	0	0	0	0	W	26-10
12/12	Ravens	P	0	0	0	0.0	0.0	0	0	0	0	0	0	0	0	0	0	0	0	0	0	0	0	0	0	W	30-23
12/18	at Broncos	P	4	1	3	1.0	6.0	1	6	2	0	0	0	0	0	0	0	0	0	0	0	0	0	0	0	W	16-3
12/24	at Jets	P	2	0	2	0.5	0.5	0	0	2	0	0	0	0	0	0	0	0	0	0	0	0	0	0	0	W	41-3
01/01	at Dolphins	P	1	0	1	0.0	0.0	0	0	0	0	0	0	0	0	0	0	0	0	0	0	0	0	0	0	W	35-14
2016 TOTALS	15-8	33	20	13	5.0	34.0	7	37	10	0	0	0	0	4	0	0	0	0	0	0	0	0	0	0	0	0	14-2

2017 GAME-BY-GAME REGULAR SEASON STATISTICS (COLTS)

DATE	OPPONENT	TK	S	TACKLES					INTERCEPTIONS					FUMBLES			ST			MISC			SCORE				
				A	SK	YDS	TFL	YDS	QBH	NO	YDS	LG	TD	PD	FF	FR	YDS	TK	S	A	FF	FR		S	A	W/L	
09/10	at Rams	S	1	1	0	0.0	0.0	0	0	0	0	0	0	0	0	0	0	0	0	0	0	0	0	0	0	L	9-46
09/17	Cardinals	S	4	4	0	0.0	0.0	1	4	0	0	0	0	0	0	0	0	0	0	0	0	0	0	0	0	L	13-16
09/24	Browns	S	0	0	0	0.0	0.0	0	0	0	0	0	0	0	0	0	0	0	0	0	0	0	0	0	0	W	31-28
10/01	at Seahawks	S	7	5	2	1.0	3.0	1	3	2	0	0	0	0	0	0	0	0	0	0	0	0	0	0	0	L	18-46
10/08	49ers	S	6	3	3	1.5	13.0	2	12	2	0	0	0	0	0	0	0	0	0	0	0	0	0	0	0	L	26-23
10/16	at Titans	S	3	2	1	0.0	0.0	0	0	2	0	0	0	0	0	0	0	0	0	0	0	0	0	0	0	L	22-36
10/22	Jaguars	S	3	2	1	0.0	0.0	0	0	0	0	0	0	0	0	0	0	0	0	0	0	0	0	0	0	L	0-27
10/29	at Bengals	S	1	1	0	0.0	0.0	1	1	0	0	0	0	0	1	0	0	0	0	0	0	0	0	0	0	L	23-24
11/05	at Texans	S	4	3	1	2.0	25.0	0	0	4	0	0	0	0	0	2	0	0	0	0	0	0	0	0	0	W	20-14
11/12	Steelers	S	6	4	2	0.0	0.0	1	8	1	0	0	0	0	0	0	0	0	0	0	0	0	0	0	0	L	17-20
11/26	Titans	S	2	2	0	0.0	0.0	0	0	0	0	0	0	0	0	0	0	0	0	0	0	0	0	0	0	L	16-20
12/03	at Jaguars	S	2	1	1	0.0	0.0	0	0	0	0	0	0	0	0	0	0	0	0	0	0	0	0	0	0	L	10-30
12/10	at Bills	S	3	2	1	0.0	0.0	0	0	0	0	0	0	0	0	0	0	0	0	0	0	0	0	0	0	L	7-13
12/14	Broncos	S	4	2	2	0.0	0.0	1	2	1	0	0	0	0	0	0	0	0	0	0	0	0	0	0	0	L	13-25
12/23	at Ravens	S	3	3	0	0.0	0.0	0	0	1	0	0	0	0	2	0	0	0	0	0	0	0	0	0	0	L	16-23
12/31	Texans	S	3	2	1	1.0	5.0	1	5	1	0	0	0	0	0	0	0	0	0	0	0	0	0	0	0	W	22-13
2017 TOTALS	16-16	52	37	15	5.5	46.0	8	35	14	0	0	0	0	3	2	0	0	0	0	0	0	0	0	0	0	0	4-12

+ - Overtime



@JABAALSHEARD



@SHEARD

93

JABAAL SHEARD

DEFENSIVE END

(juh-BALL SHEERD)



2018 GAME-BY-GAME REGULAR SEASON STATISTICS (COLTS)

DATE OPPONENT		TACKLES							INTERCEPTIONS					FUMBLES			ST				MISC			SCORE		
		TK	S	A	SK	YDS	TFL	YDS	QBH	NO	YDS	LG	TD	PD	FF	FR	YDS	TK	S	A	FF	FR	S		A	W/L
09/09	Bengals	S	1	1	0	0.0	0.0	0	0	0	0	0	0	1	0	0	0	0	0	0	0	0	0	0	L	23-34
09/16	at Redskins	S	4	2	2	1.0	7.0	2	10	2	0	0	0	0	1	0	0	0	0	0	0	0	0	0	W	21-9
09/23	at Eagles	S	4	2	2	0.5	1.5	1	3	2	0	0	0	0	1	0	0	0	0	0	0	0	0	L	16-20	
09/30	Texans	S	5	4	1	0.5	4.0	0	0	2	0	0	0	0	0	0	0	0	0	0	0	0	0	L	34-37+	
10/04	at Patriots	S	3	2	1	0.0	0.0	0	0	0	0	0	0	0	0	0	0	0	0	0	0	0	0	L	24-38	
10/14	at Jets	S	3	3	0	1.0	10.0	1	10	1	0	0	0	0	0	0	0	0	0	0	0	0	0	L	34-42	
10/21	Bills	S	2	2	0	1.0	7.0	2	8	1	0	0	0	0	0	0	0	0	0	0	0	0	0	W	37-5	
10/28	at Raiders	S	1	1	0	0.0	0.0	0	0	0	0	0	0	0	0	0	0	0	0	0	0	0	0	W	42-28	
11/11	Jaguars	S	5	5	0	0.0	0.0	2	2	2	0	0	0	0	1	0	0	0	0	0	0	0	0	W	29-26	
11/18	Titans	S	4	3	1	1.5	12.0	1	8	2	0	0	0	0	0	0	0	0	0	0	0	0	0	W	38-10	
11/25	Dolphins	S	2	1	1	0.0	0.0	0	0	1	0	0	0	0	0	0	0	0	0	0	0	0	0	W	27-24	
12/02	at Jaguars	S	2	2	0	0.0	0.0	2	6	0	0	0	0	0	0	0	0	0	0	0	0	0	0	L	0-6	
12/09	at Texans	S	6	4	2	0.0	0.0	2	2	1	0	0	0	0	0	0	0	0	0	0	0	0	0	W	24-21	
12/16	Cowboys	S	2	1	1	0.0	0.0	0	0	1	0	0	0	0	0	0	0	0	0	0	0	0	0	W	23-0	
12/23	Giants	S	3	2	1	0.0	0.0	1	1	0	0	0	0	0	0	0	0	0	0	0	0	0	0	W	28-27	
12/30	at Titans	S	3	2	1	0.0	0.0	0	0	0	0	0	0	0	0	0	0	0	0	0	0	0	0	W	33-17	
2018 TOTALS	16-16		50	37	13	5.5	41.5	14	50	13	0	0	0	0	4	0	0	0	0	0	0	0	0	0	10-6	

+ - Overtime

2015 GAME-BY-GAME POSTSEASON STATISTICS (PATRIOTS)

DATE OPPONENT		TACKLES							INTERCEPTIONS					FUMBLES			ST				MISC			SCORE		
		TK	S	A	SK	YDS	TFL	YDS	QBH	NO	YDS	LG	TD	PD	FF	FR	YDS	TK	S	A	FF	FR	S		A	W/L
01/16	Chiefs	P	3	2	1	0.0	0.0	0	0	0	0	0	0	0	0	0	0	0	0	0	0	0	0	0	W	27-20
01/24	at Broncos	P	6	5	1	0.0	0.0	1	2	0	0	0	0	0	0	0	0	0	0	0	0	0	0	0	L	18-20
2015 TOTALS	2-0		9	7	2	0.0	0.0	1	2	0	0	0	0	0	0	0	0	0	0	0	0	0	0	0	1-1	

2016 GAME-BY-GAME POSTSEASON STATISTICS (PATRIOTS)

DATE OPPONENT		TACKLES							INTERCEPTIONS					FUMBLES			ST				MISC			SCORE		
		TK	S	A	SK	YDS	TFL	YDS	QBH	NO	YDS	LG	TD	PD	FF	FR	YDS	TK	S	A	FF	FR	S		A	W/L
01/14	Texans	P	2	1	1	0.0	0.0	0	0	0	0	0	0	0	0	0	0	0	0	0	0	0	0	0	W	34-16
01/22	Steelers	P	3	0	3	0.0	0.0	0	0	0	0	0	0	0	0	0	0	0	0	0	0	0	0	0	W	36-17
02/05	at Falcons	P	2	1	1	0.5	1.0	0	0	1	0	0	0	0	0	0	0	0	0	0	0	0	0	0	W	34-28+
2016 TOTALS	3-0		7	2	5	0.5	1.0	0	0	1	0	0	0	0	0	0	0	0	0	0	0	0	0	0	3-0	

+ - Overtime

2018 GAME-BY-GAME POSTSEASON STATISTICS (COLTS)

DATE OPPONENT		TACKLES							INTERCEPTIONS					FUMBLES			ST				MISC			SCORE		
		TK	S	A	SK	YDS	TFL	YDS	QBH	NO	YDS	LG	TD	PD	FF	FR	YDS	TK	S	A	FF	FR	S		A	W/L
01/05	at Texans	S	3	1	2	0.0	0.0	0	0	3	0	0	0	0	0	0	0	0	0	0	0	0	0	0	W	21-7
01/12	at Chiefs	S	4	2	2	1.0	7.0	1	7	1	0	0	0	0	0	0	0	0	0	0	0	0	0	0	L	13-31
2018 TOTALS	2-2		7	3	4	1.0	7.0	1	7	4	0	0	0	0	0	0	0	0	0	0	0	0	0	0	1-1	



@JABAALSHEARD



@SHEARD

66 NICO SIRAGUSA

GUARD



6-4 • 330

NFL EXP: 2 (1st Year with Colts)

BORN: 5/10/94



**SAN DIEGO
STATE**



Siragusa was signed by the Colts as a free agent on June 4, 2019.

DOWN THE STRETCH

What is your pregame ritual: I listen to R&B music.

Who is your favorite artist: Drake

What is your favorite vacation spot: Cabo

What is your favorite food: Burritos

What is the best advice you've ever gotten: Just be yourself

Who is your mentor: My dad

Pet peeves: When people don't have common sense.

Do you have any hidden talents: I can bowl.

What is one thing you can't live without: Dessert

What is your favorite movie: "Billy Madison"

Favorite TV show: "Rick & Morty"

Who was your favorite athlete growing up: Ken Griffey Jr.

Hobbies outside of football: Hang out with friends and family and I like going to the beach.

Do you have any nicknames: Goose

THE FAMILY WAY

Families can grow stronger or breakdown when times get rough. The latter doesn't seem to be an option for Nico Siragusa and his family, who have been dealt a tough hand twice since Nico's early years. Nico's first birthday was both a day to celebrate life and quietly grieve the loss of another. Siragusa and his family lost his older half-sister Angel that day due to an infection. Although Nico's time with Angel was short he views her as his guardian angel and he also gained an uncle in her father, Russell Sanchez. Sanchez and Ramon, Nico's father, have both played strong roles for him. Ramon has been a source of inspiration to Nico, as the elder Siragusa has battled kidney disease. But he has encouraged his son to keep his head up and press forward to accomplish his goals. As for Sanchez, he's been able to step in when Ramon struggled with his health by helping with sports equipment and cheering in the stands.

66 NICO SIRAGUSA

GUARD



NFL HIGHLIGHTS

- Has spent time with the Colts, Packers and Ravens and has not appeared in a game.

COLLEGE HIGHLIGHTS

- Played in 54 games (42 starts) at San Diego State and is tied for the most games played in the program's history.
- As a senior, was named a *USA Today* First Team All-America and Associated Press Third Team All-America choice.
- Was a two-time First Team All-Mountain West selection (2015-16) and received the Dr. R. Hard/C.E. Peterson Memorial Trophy (team captain award).
- In 2015, was named a First Team All-Mountain West choice and played in 14 games.
- Competed in 13 games as a sophomore.
- In 2013, played 13 games with one start at right guard.

PERSONAL

- Attended Mater Dei Catholic High School in Santa Ana, Calif.
- He was a First Team All-CIF and first-team all-state selection.
- Majored in social science.
- A native of Chula Vista, Calif.

ADDITIONAL TRANSACTIONS

- Waived by the Packers on April 29, 2019.
- Signed by Green Bay off of the Ravens practice squad on December 12, 2018.
- Signed to the Ravens practice squad on September 2, 2018.
- Waived by Baltimore on September 1, 2018.
- Selected by the Baltimore Ravens in the fourth round (122nd overall) of the 2017 NFL Draft.

NICO SIRAGUSA - NFL REGULAR SEASON STATISTICS

DATE	TEAM	GP	SP
2017	Ravens	0	0
2018	Ravens	0	0
2018	Packers	0	0
2018	TOTAL	0	0
TOTALS		0	0

Went from **Ravens** to **Packers**.

2017 GAME-BY-GAME REGULAR SEASON STATISTICS (RAVENS)

DATE	OPPONENT	P/S	W/L	SCORE
09/10	at Bengals		W	20-0
09/17	Browns		W	24-10
09/24	at Jaguars		L	7-44
10/01	Steelers		L	9-26
10/08	at Raiders		W	30-17
10/15	Bears		L	24-27+
10/22	at Vikings		L	16-24
10/26	Dolphins		W	40-0
11/05	at Titans		L	20-23
11/27	Texans		W	23-16
12/03	Lions		W	44-20
12/10	at Steelers		L	38-39
12/17	at Browns		W	27-10
12/23	Colts		W	23-16
12/31	Bengals		L	27-31
2017 TOTALS		0-0	8-7	

+ - Overtime



2018 GAME-BY-GAME REGULAR SEASON STATISTICS (RAVENS/PACKERS)

DATE OPPONENT P/S		W/L SCORE
09/09 Bills	PRACTICE SQUAD	W 47-3
09/13 at Bengals	PRACTICE SQUAD	L 23-34
09/23 Broncos	PRACTICE SQUAD	W 27-14
09/30 at Steelers	PRACTICE SQUAD	W 26-14
10/07 at Browns	PRACTICE SQUAD	L 9-12+
10/14 at Titans	PRACTICE SQUAD	W 21-0
10/21 Saints	PRACTICE SQUAD	L 23-24
10/28 at Panthers	PRACTICE SQUAD	L 21-36
11/04 Steelers	PRACTICE SQUAD	L 16-23
11/18 Bengals	PRACTICE SQUAD	W 24-21
11/25 Raiders	PRACTICE SQUAD	W 34-17
12/02 at Falcons	PRACTICE SQUAD	W 26-16
12/09 at Chiefs	PRACTICE SQUAD	L 24-27+
	Went from Ravens to Packers .	
12/16 at Bears	INACTIVE	L 17-24
12/23 at Jets	INACTIVE	W 44-38+
12/30 Lions	ON INACTIVE LIST	L 0-31
2018 TOTALS 0-0		8-8

+ - Overtime

72 BRADEN SMITH


GUARD/TACKLE



6-6 • 315

NFL EXP: 2 (2nd Year with Colts)

BORN: 3/25/96



Smith was selected by the Colts in the second round (37th overall) of the 2018 NFL Draft.

DOWN THE STRETCH

Do you have a pregame ritual: It kind of varies. I have a few nuances and superstitions but it changes week to week. There are usually small things like last year before every game if I had Gatorade chews they would have to be red.

What's on your bucket list: I want to be able to see most of the world. I don't want to be constricted to one area. The first place I would want to go is Greece.

Pets: I have two dogs named Rocket and Groot. They are named after Guardians of the Galaxy characters. Groot is a German shepherd and Rocket is a Cavalier King Charles Spaniard.

Who is your inspiration: My parents. My dad is one of my driving factors. He has always pushed me. He has guided me in the right direction and I would do anything for him.

Who are some of your mentors: Some of the guys in college took me under their wing. It was Alex Kozan and Shon Coleman. They brought me in and helped me a lot.

Do you have a nickname: I have had a lot. Gigantor, Hulk and Terminator.

Favorite TV show: "Stranger Things"

What are your pet peeves: People coughing on me and people that eat loud.

Hobbies off the field: I like to garden and fish.

A GUARD-NER AT HEART

Growing up in Olathe, Kan., Smith found a hobby that has developed into a passion. "I am a really good gardener. That is one of the things that I like to pride myself on." Smith said he started helping his mom with a little planter in their backyard in the fourth grade and his interest grew from there. Even while playing at Auburn, Smith was able to continue gardening. "I had two areas in college – one was on campus and the other was about 30 minutes away – where I could have a little bit more space to do some stuff. I just did it to volunteer. He says it helps him relax and clear his head. "It is something that I like doing in my free time and kind of is a safe haven for me. It helps me get away from the chaos of everything."



72 BRADEN SMITH

GUARD/TACKLE



NFL HIGHLIGHTS

- Appeared in 15 games (13 starts) in 2018. Was part of an offensive line that ranked first in the NFL for the fewest sacks allowed. He was one of five Colts rookies to start in Week 1. In Weeks 7 and 8, helped the Colts rush for over 200 yards in back-to-back games, which was the first time since 1985. Was part of an offensive line that didn't allow a sack in five straight games, which tied the New York Giants (2010) and Tennessee Titans (2008) for the third-longest streak since 1982. Started two postseason games and helped the Colts rush for a postseason franchise-record 200 yards during AFC Wild Card weekend.
- Named to the PFWA All-Rookie Team.

COLLEGE HIGHLIGHTS

- Played in 53 games (41 starts) in four seasons (2014-17) as an offensive lineman at Auburn.
- Started in 41 consecutive games, beginning with the final game of his freshman year in 2014, to finish out his career.
- Earned All-America honors in both 2017 and 2016.
- Won the SEC Jacobs Blocking Trophy, given to the conference's best blocker in 2017.
- Named a team captain and started all 14 games at right guard for the Tigers in 2017.
- Earned First Team All-America honors from The Associated Press, *CBS Sports* and *SB Nation*.
- Selected to the All-SEC first-team.
- Started all 13 games at right guard for Auburn in 2016.
- Selected to the All-America second-team by *CBS Sports*.
- Garnered All-SEC first-team honors from the media and second-team recognition from the conference coaches.
- Started all 13 games on the offensive line, primarily at right guard in 2015.
- Named a Second Team All-SEC choice by The Associated Press.
- Appeared in all 13 games (one start) in 2014 and saw action on both the offensive line and as a tight end in jumbo sets.
- Named to the All-SEC Freshman Team.
- His first career start came in the Outback Bowl vs. Wisconsin.

A NIGHT TO REMEMBER:

Most draft picks have draft parties or go to the city where the draft is hosted. Smith had different plans. "I was at Texas A&M watching my fiancée play some softball." Smith's now wife, Courtney Shea, was playing catcher for Auburn on the night when he got drafted. Smith was watching from the stands and Shea's mom made sure to bring an iPad to check in on the draft. If she didn't know that he got drafted by the loud applause from the Auburn fan section, Shea's parents had it covered. "They brought a little poster board in case something happened so they could relay the message." Smith says it was an easy decision to come support Shea on draft night. "I was definitely going to go to it. I mean, my fiancée wanted to be here with me when it happened. I mean, happy wife, happy life."



PERSONAL

- Attended Olathe (Kan.) South High School, where he was a two-way player on the football team.
- Finished with 82 pancake blocks on offense and 59 tackles on defense in his senior season.
- Was a two-year Buck Buchanan Award finalist, an award given to the best lineman in the Kansas City metro area.
- Participated in track and field and was a Kansas state shot put and discus champion.
- Rated as the No. 1 guard by *Scout.com* and No. 3 offensive lineman by *Rivals.com*.
- His father, David Smith, played football and ran track at Kansas and his sister, Megan, was a thrower at TCU.

BRADEN SMITH - NFL REGULAR SEASON STATISTICS

DATE TEAM GP GS

2018 Colts 15 13

TOTALS 15 13

BRADEN SMITH - NFL POSTSEASON STATISTICS

DATE TEAM GP GS

2018 Colts 2 2

TOTALS 2 2



@BRADENSMITH71

72 BRADEN SMITH

GUARD/TACKLE



2018 GAME-BY-GAME REGULAR SEASON STATISTICS (COLTS)

DATE	OPPONENT	P/S	W/L	SCORE
09/09	Bengals	S	L	23-34
09/16	at Redskins		W	21-9
09/23	at Eagles	P	L	16-20
09/30	Texans	P	L	34-37+
10/04	at Patriots	S	L	24-38
10/14	at Jets	S	L	34-42
10/21	Bills	S	W	37-5
10/28	at Raiders	S	W	42-28
11/11	Jaguars	S	W	29-26
11/18	Titans	S	W	38-10
11/25	Dolphins	S	W	27-24
12/02	at Jaguars	S	L	0-6
12/09	at Texans	S	W	24-21
12/16	Cowboys	S	W	23-0
12/23	Giants	S	W	28-27
12/30	at Titans	S	W	33-17
2018 TOTALS	15-13		10-6	

+ - Overtime

2018 GAME-BY-GAME POSTSEASON STATISTICS (COLTS)

DATE	OPPONENT	P/S	W/L	SCORE
01/05	at Texans	S	W	21-7
01/12	at Chiefs	S	L	13-31
2018 TOTALS	2-2		1-1	



90 GROVER STEWART

DEFENSIVE TACKLE



6-4 • 315

NFL EXP: 3 (3rd Year with Colts)

BORN: 10/20/93



ALBANY STATE



Stewart was selected by the Colts in the fourth round (144th overall) of the 2017 NFL Draft.

DOWN THE STRETCH

Favorite team and/or athlete outside of football: LeBron James

Favorite musician and/or song: Gucci Mane

Hobbies outside of football: Fishing, riding four wheelers and working on cars.

What is something interesting about you that most people may not know: In high school, I ran the 100 meters in track.

Favorite food: Wings and hamburgers

Favorite vacation spot: Pensacola, Fla.

If you could have lunch with three people, living or dead, who would they be: My grandma, my granddad and my son.

Favorite movie: "Get Out"

What is your pregame ritual: I always look at my son's picture, because I know he's going to be my No. 1 fan and that pushes me.

What is your main motivation as a player: My son is my biggest motivation. I always know I didn't have much, so I want him to have it. That's pushing me.

What's on your bucket list: I want to go skydiving.

What was your first job or your most unique job growing up: I was a country guy so working in fields. I worked in a watermelon patch. In college my first real job was at a pecan mill pushing barrels.

Did you have an important coach or mentor growing up: My high school coach Dondrial Pinkins. He was the one that pushed me and made me open my eyes and realize everything.

What's the one thing you couldn't live without: My parents

90 GROVER STEWART

DEFENSIVE TACKLE



GROVER THE MECHANIC

When Grover's not pushing around offensive linemen on the football field, he loves to be tinkering under the hood of an old car. "I love working on cars," Stewart said. "I used to always watch my dad work on cars, and I said, 'I need to figure out how to work on those just in case I have problems.'" But Grover has taken his mechanical interest beyond just the ability to make a needed repair. These days he's looking to take old or damaged vehicles, fix them up and sell them for a profit. He worked on a Ford F-250 Lariat during the 2018 offseason.

THREE-POINT STANCE SPRINTER

Believe it or not, Grover dabbled in some sprinting in high school. Stewart was a thrower on the track & field team but had surprising quickness for a big man. After sizing up the competition at one meet, he decided he could take the field. "I was just checking out the guys and I was like, 'Yeah, I know I'm faster than them,'" Grover said. His coach gave him the go-ahead to give it a shot. "Everybody was looking at me on the start line. I didn't know how to use the blocks, so I got in a three-point stance. I want to say I was in first after the first 50 (meters), but towards the end they were passing by me. But I still came in third place."

A KID FROM CAMILLA

Grover is a self-proclaimed "country boy" from the small town of Camilla, Ga. (population 5,360). He's proud of his unlikely journey from a tiny community to the NFL and wants to help those that come after him. "It means a lot to me, because I'm opening doors to younger guys and the guys from back home," Stewart said. "They see me and I tell them, 'It doesn't matter where you're from. It's all about the hard work you put in and the decisions you make.' I want to say the biggest thing I did was make better decisions. Coming from there, I just tell the guys, 'Just keep your head up, stay focused on the goal.' I stayed focused and look what happened."



Camilla, Ga.

NFL HIGHLIGHTS

- In two seasons with the Colts, has competed in 30 games (one start) and totaled 40 tackles (20 solo) and 3.0 tackles for loss.
- Appeared in 15 games (one start) in 2018 and had 17 tackles (eight solo) and 2.0 tackles for loss. Made his first career start in Week 6. Played in two postseason contests and had two tackles (one solo) and half a sack.
- Competed in 15 games during his 2017 rookie season and totaled 23 tackles (12 solo) and 1.0 tackle for loss.

COLLEGE HIGHLIGHTS

- Played in 39 games (19 starts) and totaled 141 tackles (90 solo), 35.5 tackles for loss, 27.0 sacks, five passes defended and two forced fumbles.
- Was a four-time First Team SIAC All-Conference honoree.
- Participated in the 2017 NFLPA Collegiate Bowl.
- Named the Most Valuable Player for football and the ASU Athlete of the Year at the 2016 Albany State sports banquet.
- Also was a member of the Albany State men's track and field team for three years, competing in the shot put and discus. Won the 2014 SIAC Championship as a member of program.
- Started all nine games in 2016 and tallied 37 tackles (26 solo), 12.0 tackles for loss, 7.5 sacks, two passes defended and one forced fumble.
- Named the Most Valuable Player for football and the ASU Athlete of the Year at the Albany State sports banquet.

COLLEGE HIGHLIGHTS CONT...

- Earned First Team SIAC All-Conference honors in 2016.
- Started all 10 games in 2015 and totaled 29 tackles (19 solo), 15.0 tackles for loss, 7.0 sacks and one pass defended.
- Earned First Team SIAC All-Conference honors in 2015.
- Saw action in all 10 games in 2014 and registered 39 tackles (24 solo) and 7.5 sacks.
- Earned First Team SIAC All-Conference honors in 2014.
- In 2013, participated in all 10 games and compiled 36 tackles (21 solo), 8.5 tackles for loss, 5.0 sacks, two passes defended and one forced fumble.
- Earned First Team SIAC All-Conference honors in 2013.

PERSONAL

- Attended Mitchell County High School in Camilla, Ga. where he played football and participated in track.
- Earned his bachelor's degree in criminal justice from Albany State in December of 2016.
- A native of Camilla, Ga.

54 AHMAD THOMAS

LINEBACKER

(uh-MAHD)



6-0 • 227

NFL EXP: 1 (2nd Year with Colts)

BORN: 12/15/94



OKLAHOMA



Thomas was originally signed to the Colts practice squad on September 3, 2018.

DOWN THE STRETCH

Bucket list: I want to go skydiving, scuba diving and bungee jumping. I also want to hike up a big mountain.

Pets: I have an American Bulldog named Arie and a Pit Bull named Sugar.

Pregame ritual: I meditate before I get to the stadium.

Nicknames: AT and Mahd.

Favorite artist: Kevin Gates

Favorite food: Pancakes, eggs, grits and some veggie sausage.

Favorite vacation spot: Somewhere on a beach

Favorite movie: "Fun with Dick and Jane"

What is the best advice you've ever gotten: Listen to yourself the most because you talk to yourself the most. Always think positive, live positive and dream positive.

Mentor: John Cheever, I met him my freshman year of high school. He was a coach there. That is when my manifestation process started with thinking positive and stuff like that.

Pet peeves: When people don't tell me the truth or they are indirect.

Hidden talents: I am gifted in writing poems and raps. I won a couple of writing awards in high school. I also am good at drawing.

Hobbies outside of football: Video games, playing with my kids and I like writing.

"Welcome to the NFL" moment: I would say it was when I was told I was starting in a game on Sunday on Thursday night when I was on the practice squad the whole year.

Favorite athletes growing up: Lawrence Taylor, Ray Lewis and Brian Dawkins

54 AHMAD THOMAS

LINEBACKER

(uh-MAHD)



A FAMILY COMING TOGETHER

Thomas was adopted three months after he was born. His biological mother and father were both 12 years old when Thomas was born. Thomas didn't know he was adopted until he was 16 years old. When he was 23, he reached out to his biological mom on GooglePlus and starting chatting regularly by phone and email. Thomas found out he had a heart murmur in high school and when he first talked with his mom, she already knew about it. "She asked me about it so that is how I knew she was my actual mom. I was actually born with it and they told her that it was a fatal heart murmur and that I wouldn't live past 10." She ended up reaching out to his biological dad, who she hadn't talked to in 20 years, and set up a meeting. In April of 2018, Thomas' biological parents got married and he is still in communication with them.

NFL HIGHLIGHTS

- In 2018, he appeared in two games (one start) and had one solo tackle. Also spent time on the Colts practice squad.
- In 2017, he spent the last five weeks of the season on the Green Bay practice squad.

COLLEGE HIGHLIGHTS

- Appeared in 51 games (39 starts) at Oklahoma playing safety and totaled 223 tackles (149 solo), 5.0 tackles for loss, 2.5 sacks, four interceptions, one fumble recovery and seven passes defended.
- In 2016, he was a team captain while starting all 13 games totaling 64 tackles (45 solo), 2.0 tackles for loss, 1.0 sack, one fumble recovery and two passes defended.
- As a junior, he started all 13 games and accumulated 75 tackles (49 solo), 1.5 tackles for loss, 1.5 sacks, three interceptions and three passes defended. He was named to the All-Big 12 first-team by Phil Steele and was chosen to the All-Big 12 second-team by league coaches.
- In 2014, he started all 13 games and totaled 75 tackles (48 solo), half a tackle for loss, one interception and two passes defended.
- In 2013, he appeared in 12 games and had nine tackles (seven solo) and 1.0 tackle for loss.

@_SKIPPEDBEATS

Thomas wanted to give back to communities by starting Thomas' Heart Foundation. He goes to different events and shares his story and distributes shirts. "My main goal is to inspire and uplift others in the community and also unite everybody," Thomas said. He just started putting everything together in January of 2019 and wants to motivate people to look past difficulties in their life. "I especially like to help people who think they cannot overcome their circumstances no matter what it is."



PERSONAL

- Attended Miami (Fla.) Central High School and was selected to play in the Semper Fidelis All-American game.
- Started Thomas's Heart Foundation to share his story and motivate others.
- Was a two-time Florida Class 6A Champion.
- Majored in arts & sciences.
- A native of Miami.

ADDITIONAL TRANSACTIONS

- Promoted to the Indianapolis active roster on December 14, 2018.
- Signed by the Colts to the practice squad on September 3, 2018.
- Waived by the Green Bay Packers on September 1, 2018.
- Signed by the Packers to a reserve/future contract on January 4, 2018.
- Signed to the Green Bay practice squad on November 29, 2017.
- Waived by the Oakland Raiders on May 8, 2017.
- Signed by Oakland as an undrafted free agent on May 5, 2017.

43 ROSS TRAVIS

TIGHT END



6-6 • 248

NFL EXP: 4 (3rd Year with Colts)

BORN: 1/9/93



PENN STATE



Travis was claimed by the Colts off waivers from Kansas City on November 28, 2017.

DOWN THE STRETCH

Hobbies: I like watching movies, TV shows and playing video games. I make music every now and then, messing around with hip hop.

Proudest achievement outside of sports: Just being able to get a scholarship to play in college.

Favorite food: Cheeseburgers

If you could have a meal with three people, who would you invite: Denzel Washington, Barack Obama and Oprah.

On playing basketball growing up: I played all five positions in high school, but I played mostly guard and forward. I was being recruited as a bigger guard/forward. I liked being a big guard or forward that handled the rock.

Do you try to try to look at the former basketball players that play tight end in the NFL: Yeah, I talk to some of those guys. I got the chance to work with Tony Gonzalez out in California. I bounce ideas off all those guys. I know about all those guys who have done it and it's helped my decision to try it.

What was your "Welcome to the NFL" moment: My first hit was from Richard Sherman when he was on the Seahawks. I caught a slant for my first NFL pass and got hit by him.

Bucket list items: I want to do a bunch of stuff. I've always wanted to skydive, but it's kind of scary. I'd have to train my mind to get ready for that. I also want to go through the Navy SEAL training just to see how far I get.

WHY NO. 43?

Every time Travis puts on his jersey, No. 43, it represents a lot more than it may appear. "My AAU coach, Chris Carr, is like a family member to me and played seven years in the NBA while wearing No. 43. I rocked that number in high school, college and now here with the Colts. I wear that number with pride and I learned a lot about myself and about work ethic when I was playing for him. Our AAU team was called 43 Hoops and a lot of my life lessons came through basketball, so I take pride in that number. It reminds me of where I came from and the attitude that number brings."





EYE ON THE PRIZE

While playing with friends in the fifth grade, Travis was accidentally shot directly under the pupil in his left eye with an air soft gun. After losing vision in that eye, immense pressure and build up effectively left Travis bedridden for the first month after his accident. Four months after the incident, Travis underwent surgery to drain excess blood and miraculously started to regain his vision. Despite being given less than a one percent chance of a full recovery, Travis' eye became fully operational. After receiving what his father called a second chance, Travis has gone on to excel in athletics – and remains friends with the boy who accidentally shot him.

NFL HIGHLIGHTS

- In three seasons with the Chiefs and Colts, has competed in 21 games (six starts) and registered 10 receptions for 91 yards.
- In 2018, he spent the entire season on the Injured Reserve.
- Played in 15 games (three starts) between the Chiefs and Colts in 2017 and caught seven passes for 76 yards.
- Played in six games (three starts) for the Chiefs in 2016 and totaled three receptions for 15 yards.
- Spent time on the Chiefs' practice squad as a rookie in 2015.

COLLEGE HIGHLIGHTS

- Played four seasons of basketball at Penn State, where he amassed 831 points, 816 rebounds, 92 assists, 77 steals and 37 blocks in 131 games (96 starts).
- As a senior in 2014, started 27-of-34 games and produced 188 points, 213 rebounds and 26 assists.
- Collected 17 points and seven rebounds against Iowa in the Big Ten Conference Tournament (3/12).
- Started 26-of-34 games as a junior and totaled 284 points, 239 rebounds, 33 assists and 19 steals on the season.
- Averaged 7.0 rebounds per game, which was a team high.
- Grabbed a career-best 13 rebounds against Minnesota (1/8).
- Manufactured 217 points and 229 rebounds in 31 games (27 starts) as a sophomore in 2012.
- Hauled in 7.4 rebounds per game, the highest average for a Penn State player since 2007.
- Received Academic All-Big Ten honors for his efforts in the classroom.
- In his freshman season, started 16-of-32 games and finished with 142 points, 135 rebounds and 16 steals.
- Earned the team's 'Scrappiest Player' Award.

BASKETBALL IN HIS BLOOD

After ninth grade, Travis stopped playing football to focus on basketball. He went on to start in 96-of-131 career games at Penn State, scoring 831 career points and pulling in 816 career rebounds in four seasons. "One guy from our team, Tim Frazier, plays with the Bucks. I played against Draymond Green my freshman year. He was a physical dude back then but I don't even want to get into it. I played him freshman year and had to guard him. I had to play against Victor Oladipo and all those Big Ten guys." Travis eventually reconnected with his love of football and successfully transitioned into the NFL in 2015.



PERSONAL

- Attended Chaska (Minn.) High School, where he averaged 20 points, 12 rebounds and two blocks per game during his senior season.
- Before joining the Chiefs, had not played football since his first year of high school.
- Led his high school to the Class 4A Finals while posting a 24-5 record.
- Considered the top prospect of the 2011 recruiting class in the state of Minnesota.
- Served as a team captain during his senior season.
- Born in Chaska, Minn.

ADDITIONAL TRANSACTIONS

- Waived by the Kansas City Chiefs on November 27, 2017.
- Signed by the Chiefs to a reserve/future contract on January 18, 2016.
- Signed to the Kansas City practice squad on November 18, 2015.
- Released from the Chiefs practice squad on September 14, 2015.
- Signed to the Kansas City practice squad on September 8, 2015.



43 ROSS TRAVIS

TIGHT END



ROSS TRAVIS - NFL REGULAR SEASON STATISTICS

DATE	TEAM	GP	GS	RECEIVING					RUSHING					
				NO.	YDS	AVG	LG	TD	NO.	YDS.	AVG.	LG	TD	
2015	Chiefs	0	0	0	0	0.0	0	0	0	0	0.0	0	0	0
2016	Chiefs	6	3	3	15	5.0	6	0	0	0	0.0	0	0	0
2017	Chiefs	11	3	5	43	8.6	18	0	0	0	0.0	0	0	0
Went from Chiefs to Colts														
2017	Colts	4	0	2	33	16.5	20	0	0	0	0.0	0	0	0
2017	TOTAL	15	3	7	76	10.9	20	0	0	0	0.0	0	0	0
2018	Colts	0	0	0	0	0.0	0	0	0	0	0.0	0	0	0
TOTALS		21	6	10	91	9.1	20	0	0	0	0.0	0	0	0

ROSS TRAVIS - NFL POSTSEASON STATISTICS

DATE	TEAM	GP	GS	RECEIVING					RUSHING					
				NO.	YDS	AVG	LG	TD	NO.	YDS.	AVG.	LG	TD	
2016	Chiefs	0	0	0	0	0.0	0	0	0	0	0.0	0	0	0
2018	Colts	0	0	0	0	0.0	0	0	0	0	0.0	0	0	0
TOTALS		0	0	0	0	0.0	0	0	0	0	0.0	0	0	0

SINGLE-GAME HIGHS: RUSHING/RECEIVING

Receptions	2 vs. Denver Broncos, Dec 14, 2017 ...2 more at 2.	Longest Receptions	20 vs. Denver Broncos, Dec 14, 2017 18 at Houston Texans, Oct 08, 2017 13 vs. Denver Broncos, Dec 14, 2017
Receiving Yards	33 vs. Denver Broncos, Dec 14, 2017 26 at Houston Texans, Oct 08, 2017 11 at New York Giants, Nov 19, 2017	All-purpose yards	33 vs. Denver Broncos, Dec 14, 2017 26 at Houston Texans, Oct 08, 2017 11 at New York Giants, Nov 19, 2017

2015 GAME-BY-GAME REGULAR SEASON STATISTICS (CHIEFS)

DATE	OPPONENT	P/S	RECEIVING					RUSHING			TD	W/L	SCORE
			NO	YDS	LG	TD	ATT	YDS	LG				
09/13	at Texans											W	27-20
09/17	Broncos											L	24-31
09/28	at Packers											L	28-38
10/04	at Bengals											L	21-36
10/11	Bears											L	17-18
10/18	at Vikings											L	10-16
10/25	Steelers											W	23-13
11/01	Lions											W	45-10
11/15	at Broncos											W	29-13
11/22	at Chargers											W	33-3
11/29	Bills											W	30-22
12/06	at Raiders											W	34-20
12/13	Chargers											W	10-3
12/20	at Ravens											W	34-14
12/27	Browns											W	17-13
01/03	Raiders											W	23-17
2015 TOTALS		0-0	0	0	0	0	0	0	0	0	0	0	11-5



@ROSSJTRAVIS43



@BOSSTRAVIS43



2016 GAME-BY-GAME REGULAR SEASON STATISTICS (CHIEFS)

DATE	OPPONENT	P/S	RECEIVING			ATT	RUSHING			TD	W/L	SCORE
			NO	YDS	LG		YDS	LG				
09/11	Chargers	P	0	0	0	0	0	0	0	0	W	33-27+
09/18	at Texans	S	0	0	0	0	0	0	0	0	L	12-19
09/25	Jets	S	2	10	6	0	0	0	0	0	W	24-3
10/02	at Steelers	P	0	0	0	0	0	0	0	0	L	14-43
10/16	at Raiders										W	26-10
10/23	Saints										W	27-21
10/30	at Colts										W	30-14
11/06	Jaguars										W	19-14
11/13	at Panthers	S	1	5	5	0	0	0	0	0	W	20-17
11/20	Buccaneers	P	0	0	0	0	0	0	0	0	L	17-19
11/27	at Broncos										W	30-27+
12/04	at Falcons										W	29-28
12/08	Raiders										W	21-13
12/18	Titans										L	17-19
12/25	Broncos										W	33-10
01/01	at Chargers										W	37-27
2016 TOTALS	6-3		3	15	6	0	0	0	0	0	12-4	

+ - Overtime

2017 GAME-BY-GAME REGULAR SEASON STATISTICS (CHIEFS/COLTS)

DATE	OPPONENT	P/S	RECEIVING			ATT	RUSHING			TD	W/L	SCORE
			NO	YDS	LG		YDS	LG				
09/07	at Patriots	S	0	0	0	0	0	0	0	0	W	42-27
09/17	Eagles	P	0	0	0	0	0	0	0	0	W	27-20
09/24	at Chargers	P	0	0	0	0	0	0	0	0	W	24-10
10/02	Redskins	P	0	0	0	0	0	0	0	0	W	29-20
10/08	at Texans	P	2	26	18	0	0	0	0	0	W	42-34
10/15	Steelers	P	0	0	0	0	0	0	0	0	L	13-19
10/19	at Raiders	S	1	3	3	0	0	0	0	0	L	30-31
10/30	Broncos	S	0	0	0	0	0	0	0	0	W	29-19
11/05	at Cowboys	P	1	3	3	0	0	0	0	0	L	17-28
11/19	at Giants	P	1	11	11	0	0	0	0	0	L	9-12+
11/26	Bills	P	0	0	0	0	0	0	0	0	L	10-16
12/03	at Jaguars										L	10-30
12/10	at Bills	P	0	0	0	0	0	0	0	0	L	7-13+
12/14	Broncos	P	2	33	20	0	0	0	0	0	L	13-25
12/23	at Ravens	P	0	0	0	0	0	0	0	0	L	16-23
12/31	Texans	P	0	0	0	0	0	0	0	0	W	22-13
2017 TOTALS	15-3		7	76	20	0	0	0	0	0	7-9	

+ - Overtime

Went from **Chiefs to Colts**.

INACTIVE





2018 GAME-BY-GAME REGULAR SEASON STATISTICS (COLTS)

DATE OPPONENT P/S	NO	RECEIVING			ATT	RUSHING			TD	W/L	SCORE
		YDS	LG	TD		YDS	LG	TD			
09/09 Bengals										L	23-34
09/16 at Redskins										W	21-9
09/23 at Eagles										L	16-20
09/30 Texans										L	34-37+
10/04 at Patriots										L	24-38
10/14 at Jets										L	34-42
10/21 Bills										W	37-5
10/28 at Raiders										W	42-28
11/11 Jaguars										W	29-26
11/18 Titans										W	38-10
11/25 Dolphins										W	27-24
12/02 at Jaguars										L	0-6
12/09 at Texans										W	24-21
12/16 Cowboys										W	23-0
12/23 Giants										W	28-27
12/30 at Titans										W	33-17
2018 TOTALS	0-0	0	0	0	0	0	0	0	0	0	10-6

+ - Overtime

2016 GAME-BY-GAME POSTSEASON STATISTICS (CHIEFS)

DATE OPPONENT P/S	NO	RECEIVING			ATT	RUSHING			TD	W/L	SCORE
		YDS	LG	TD		YDS	LG	TD			
01/15 Steelers										L	16-18
2016 TOTALS	0-0	0	0	0	0	0	0	0	0	0	0-1

2018 GAME-BY-GAME POSTSEASON STATISTICS (COLTS)

DATE OPPONENT P/S	NO	RECEIVING			ATT	RUSHING			TD	W/L	SCORE
		YDS	LG	TD		YDS	LG	TD			
01/05 at Texans										W	21-7
01/12 at Chiefs										L	13-31
2018 TOTALS	0-0	0	0	0	0	0	0	0	0	0	1-1



57 KEMOKO TURAY

DEFENSIVE END



(Ka-mo-ko Tur-ay)

6-5 • 248

NFL EXP: 2 (2nd Year with Colts)

BORN: 7/11/95

R RUTGERS



Turay was selected by the Colts in the second round (52nd overall) of the 2018 NFL Draft.

DOWN THE STRETCH

Pregame rituals: Before games I usually take the time to listen to music or motivational speakers, such as Eric Thomas and Muhammad Ali. I like to listen to anybody that had influence in the sports world and had a motivational impact on a lot of kids. I also pray everytime before a game.

What is one of your best accomplishments: I graduated with a major in information technology and informatics. I'm just trying to be the best player I can be on and off the field and learn from a player like Robert Mathis. I want to help kids and give back to my community and impact other people's lives. In addition to football, I want to keep getting better and looking for more jobs for myself.

Favorite TV show: I like watching "Flash," "Arrow," "Game of Thrones" and "Power."

Favorite Movie: "Happy Feet"

Favorite Food: Pizza and chicken

Strange food you like: An African food called Fufu. It's bashed up bananas and you create a soup with it and eat it with chicken or beef.

Best advice you've ever been given: God will help those who help themselves. Everybody has a different GPS and a different route in life, so you can't compare yourself to anybody else. Everybody is destined for different things.

If you could have dinner with three people, who would you invite: I'd bring my mom, Nelson Mandela and Muhammad Ali.

Which players have you looked up to: I looked up to Jason Pierre-Paul when I first came out. Then it went to DeMarcus Ware and Von Miller. From that, now I'm looking up to Robert Mathis and taking his advice and watching Dwight Freeney. I watch great pass rushers and critique their game and bring it out to myself.

What do you want people to know about you: I just want to learn a lot. I stick to my religion and treat everybody equally. Everybody is still human, no matter how successful they are. I follow my religion, and don't do anything that's detrimental to my health or performance.

57 KEMOKO TURAY

DEFENSIVE END

(Ka-mo-ko Tur-ay)



UNCONVENTIONAL PATH TO THE NFL

Turay was born in Guinea, a country located in West Africa, before immigrating to America with his parents at three years old. After injuring his ankle in his first season trying football as a freshman at East Orange Campus (N.J.) High School, Turay's parents transferred him to Newark Tech, a school that did not have football in fear of him playing the sport. Turay focused on basketball as a sophomore and junior but did not garner Division I scholarships for his ability. The head football coach from nearby Barringer High School noticed Turay play basketball and urged Turay to give football one more shot and another coach offered to pay Turay's college tuition if he transferred to Barringer and played football but did not receive a scholarship. Turay transferred to Barringer as a rising senior and participated in summer football camps at Temple and Rutgers. Despite not having any film or varsity experience, Rutgers offered him a scholarship on the spot because of his amazing athletic potential. In his only season playing varsity football, Turay tallied a state-leading 19.0 sacks and helped the school break a 26-year playoff drought before heading off to Rutgers.



THE KOMODO DRAGON

One of the nicknames Turay acquired at Rutgers was, "The Komodo Dragon." According to "Smithsonian's National Zoo Conservation & Biology Institute," Komodo dragons are the largest, heaviest lizards in the world — and one of the few with a venomous bite. These stealthy, powerful hunters rely on their sense of smell to detect food, using their long, forked tongues to sample the air. They can spend hours waiting for a sizable meal to wander within range before launching a deadly attack with their large, curved and serrated teeth. "I see why they call me that," Turay said. "Kemoko is a similar name to Komodo and I'm also long, bendy and can attack. I admire that dragons can do a lot of things and I like the nickname."



NFL HIGHLIGHTS

- Played in 14 games (three starts) in 2018, totaling 15 tackles (11 solo), 1.0 tackle for loss, 4.0 sacks and one forced fumble. In Week 3, he recorded his first career sack. In Week 6, he made his first career start. Had three solo tackles, 1.0 sack and a forced fumble in Week 7. Appeared in two postseason contests and had two solo tackles and 1.0 tackle for loss.

COLLEGE HIGHLIGHTS

- Played in 44 games (10 starts) in four seasons (2014-17) as a defensive lineman at Rutgers.
- Totaled 103 tackles (54 solo), 20.5 tackles for loss, 15.5 sacks, three blocked kicks, four passes defended, one forced fumble and three fumble recoveries with one

COLLEGE HIGHLIGHTS CONT...

- returned for a touchdown.
- As a senior in 2017, played in all 12 games (nine starts) at defensive end for the Scarlet Knights. Registered a career-best 65 tackles (28 solo), 7.0 tackles for loss (team-high), 4.0 sacks, one pass defended, one forced fumble and two fumble recoveries.
- Earned an invitation to the 2018 Senior Bowl.
- Played in eight games on the defensive line in 2016 and tallied three solo tackles, 2.0 tackles for loss and 2.0 sacks.
- Appeared in 11 games (one start) at defensive end in 2015 and totaled nine tackles (eight solo), 3.0 tackles for loss, 2.0 sacks and two passes defended. Also recovered one fumble on an errant punt snap and returned the ball 26 yards for a touchdown in a comeback win at Indiana (10/17).
- As a redshirt freshman in 2014, played in all 13 games at defensive end. Led the team and ranked tied for seventh in the Big Ten with 7.5 sacks.
- Tied for the nation's lead with three blocked kicks.
- Redshirted and did not see game action in 2013.

PERSONAL

- Attended Barringer High School in Newark, N.J., where he helped guide the football team to the playoffs for the first time in 26 years.
- Named a Third Team All-State selection by the *Star-Ledger*.
- Led the state of New Jersey with 19 sacks as a senior.
- Also recorded 105 tackles, 28.0 tackles for loss and four forced fumbles.
- Did not play football as a sophomore or junior.
- NJSIAA North II, Group I spring track and field champion in the triple jump and long jump as a junior.
- Also played high school basketball.
- Graduated with a degree in information technology and informatics at Rutgers.
- Earned the Academic Excellence Award at the Rutgers team banquet for being the team's most elite scholar-athlete in 2017. Also was named to the Academic All-Big Ten list.



@KTURAY_58



@K_TURAY58

57 KEMOKO TURAY

DEFENSIVE END



(Ka-mo-ko Tur-ay)

KEMOKO TURAY - NFL REGULAR SEASON STATISTICS

DATE	TEAM	GP	GS	TACKLES							INTERCEPTIONS				FUMBLES			ST				MISC				
				TK	S	A	TFL	YDS	SK	YDS	QBH	NO	YDS	LG	TD	PD	FF	FR	YDS	TK	S	A	FF	FR	S	A
2018	Colts	14	3	15	11	4	1	2	4.0	7.5	13	0	0	0	0	1	0	0	0	0	0	0	0	0	0	0
TOTALS		14	3	15	11	4	1	2	4.0	7.5	13	0	0	0	0	1	0	0	0	0	0	0	0	0	0	0

KEMOKO TURAY - NFL POSTSEASON STATISTICS

DATE	TEAM	GP	GS	TACKLES							INTERCEPTIONS				FUMBLES			ST				MISC				
				TK	S	A	TFL	YDS	SK	YDS	QBH	NO	YDS	LG	TD	PD	FF	FR	YDS	TK	S	A	FF	FR	S	A
2018	Colts	2	0	2	2	0	1	2	0.0	0.0	0	0	0	0	0	0	0	0	0	0	0	0	0	0	0	0
TOTALS		2	0	2	2	0	1	2	0.0	0.0	0	0	0	0	0	0	0	0	0	0	0	0	0	0	0	0

SINGLE-GAME HIGHS: DEFENSIVE

- Total Tackles** 3 vs. Buffalo Bills, Oct 21, 2018
...1 more at 3.
- Sacks** 1.5 at Philadelphia Eagles, Sep 23, 2018
1.0 vs. Tennessee Titans, Nov 18, 2018
...1 more at 1.0.
- Forced Fumbles** 1 vs. Buffalo Bills, Oct 21, 2018
- Tackles For Loss** 1 vs. Tennessee Titans, Nov 18, 2018

SINGLE-GAME HIGHS - POSTSEASON: DEFENSIVE

- Tackles For Loss** 1 at Houston Texans, Jan 05, 2019

2018 GAME-BY-GAME REGULAR SEASON STATISTICS (COLTS)

DATE	OPPONENT	P	TACKLES							INTERCEPTIONS				FUMBLES			ST				MISC		SCORE				
			TK	S	A	SK	YDS	TFL	YDS	QBH	NO	YDS	LG	TD	PD	FF	FR	YDS	TK	S	A	FF		FR	S	A	
09/09	Bengals	P	0	0	0	0.0	0.0	0	0	0	0	0	0	0	0	0	0	0	0	0	0	0	0	0	0	L	23-34
09/16	at Redskins	P	3	2	1	0.0	0.0	0	0	0	0	0	0	0	0	0	0	0	0	0	0	0	0	0	0	W	21-9
09/23	at Eagles	P	2	1	1	1.5	1.5	0	0	2	0	0	0	0	0	0	0	0	0	0	0	0	0	0	0	L	16-20
09/30	Texans	P	1	0	1	0.5	4.0	0	0	2	0	0	0	0	0	0	0	0	0	0	0	0	0	0	0	L	34-37+
10/04	at Patriots	P	0	0	0	0.0	0.0	0	0	1	0	0	0	0	0	0	0	0	0	0	0	0	0	0	0	L	24-38
10/14	at Jets	S	2	1	1	0.0	0.0	0	0	0	0	0	0	0	0	0	0	0	0	0	0	0	0	0	0	L	34-42
10/21	Bills	S	3	3	0	1.0	0.0	0	0	3	0	0	0	0	1	0	0	0	0	0	0	0	0	0	0	W	37-5
10/28	at Raiders	S	1	1	0	0.0	0.0	0	0	0	0	0	0	0	0	0	0	0	0	0	0	0	0	0	0	W	42-28
11/11	Jaguars																								W	29-26	
11/18	Titans	P	1	1	0	1.0	2.0	1	2	3	0	0	0	0	0	0	0	0	0	0	0	0	0	0	0	W	38-10
11/25	Dolphins	P	0	0	0	0.0	0.0	0	0	1	0	0	0	0	0	0	0	0	0	0	0	0	0	0	0	W	27-24
12/02	at Jaguars	P	1	1	0	0.0	0.0	0	0	0	0	0	0	0	0	0	0	0	0	0	0	0	0	0	0	L	0-6
12/09	at Texans	P	1	1	0	0.0	0.0	0	0	0	0	0	0	0	0	0	0	0	0	0	0	0	0	0	0	W	24-21
12/16	Cowboys																								W	23-0	
12/23	Giants	P	0	0	0	0.0	0.0	0	0	1	0	0	0	0	0	0	0	0	0	0	0	0	0	0	0	W	28-27
12/30	at Titans	P	0	0	0	0.0	0.0	0	0	0	0	0	0	0	0	0	0	0	0	0	0	0	0	0	0	W	33-17
2018 TOTALS			14-3	15	11	4	4.0	7.5	1	2	13	0	0	0	0	1	0	0	0	0	0	0	0	0	0	0	10-8

+- Overtime

2018 GAME-BY-GAME POSTSEASON STATISTICS (COLTS)

DATE	OPPONENT	P	TACKLES							INTERCEPTIONS				FUMBLES			ST				MISC		SCORE				
			TK	S	A	SK	YDS	TFL	YDS	QBH	NO	YDS	LG	TD	PD	FF	FR	YDS	TK	S	A	FF		FR	S	A	
01/05	at Texans	P	2	2	0	0.0	0.0	1	2	0	0	0	0	0	0	0	0	0	0	0	0	0	0	0	0	W	21-7
01/12	at Chiefs	P	0	0	0	0.0	0.0	0	0	0	0	0	0	0	0	0	0	0	0	0	0	0	0	0	0	L	13-31
2018 TOTALS			2-0	2	2	0	0.0	0.0	1	2	0	0	0	0	0	0	0	0	0	0	0	0	0	0	0	1-1	



@KTURAY_58



@K_TURAY58

2

JORDAN VEASY

WIDE RECEIVER



6-3 • 221

NFL EXP: 1 (1st Year with Colts)

BORN: 6/23/95

Cal **CALIFORNIA**



Veasy was originally signed by the Colts to a reserve/future contract on January 13, 2019.

DOWN THE STRETCH

Bucket list: Throw the first pitch at a San Francisco Giants game.

Pets: I have a cat named Milo.

Nicknames: My mom calls me Jojo.

Favorite artist: Travis Scott

Favorite type of food: Italian

Favorite vacation spot: Huntington Beach, California

Favorite TV show: "Breaking Bad," "Black Dynamite" and "Naked and Afraid"

Favorite movie: "300"

Best advice you've ever gotten: Control the controllables.

Mentor: My parents

Pet peeves: When there are wet floors in the bathroom.

Hidden talents: I am a first-chair violinist. I have played since middle school and can play the "Game of Thrones" theme music.

One thing you can't live without: My mom

Favorite athlete growing up: Barry Bonds

Hobbies off the field: I like playing video games.

Karaoke song: "Many Men" by 50 Cent

2

JORDAN VEASY

WIDE RECEIVER



NO SOCKS, NO PROBLEM

Veasy discovered that he didn't need socks while he was playing college football. He needed to borrow one of his teammates cleats and his teammate was a half size smaller than him. "So I took off the socks and it was one of the best things I have ever done," Veasy said. Now he will sometimes practice without socks and he always warms up before a game without them, but he has specific cleats that he can do it with. He also knows how uncommon it is to not wear socks with football cleats. "I get looked at weird when I tell people."

NFL HIGHLIGHTS

- In 2018, he spent the offseason program with the Titans before being waived. Also spent the last two weeks of the regular season on the Jaguars practice squad.

COLLEGE HIGHLIGHTS

- In two seasons at California, he played in 24 games (13 starts) and totaled 63 receptions for 797 yards and nine touchdowns.
- As a senior, he appeared in 12 games (10 starts) and had 38 receptions for 491 yards and a team-high six receiving touchdowns.
- In 2016, he played in 12 games (three starts) and accumulated 25 receptions for 306 yards and three touchdowns.
- In one season at Golden West College, he earned First Team All-Region III and All-National Division of the Southern League in Southern California Football Association honors after finishing the year with 63 receptions for 1,036 yards and 11 touchdown receptions. He also added 473 yards on 20 kickoff returns and 32 yards on two punt returns.
- In 2013, he played in six games at Faulkner and had five receptions for 75 yards and three touchdowns.

PERSONAL

- Attended Itawamba Community College from 2014-15 but did not play football.
- Attended Gadsden (Ala.) City High School and graduated in 2013.
- As a senior, he accumulated 23 receptions for 637 yards and nine touchdowns.
- He also played baseball.
- Majored in American Studies.
- A native of Gadsden, Ala.

ADDITIONAL TRANSACTIONS

- Released from the Jacksonville Jaguars practice squad on January 2, 2019.
- Signed to the Jacksonville practice squad on December 18, 2018.
- Waived by the Tennessee Titans on September 1, 2018.
- Signed by Tennessee as an undrafted free agent on May 11, 2018.

4

ADAM VINATIERI

KICKER



(vin-uh-TARE-ee)



6-0 • 212

NFL EXP: 24 (14th Year with Colts)

BORN: 12/28/72



SOUTH DAKOTA STATE



Vinatieri was signed by the Colts as an unrestricted free agent on March 22, 2006.

DOWN THE STRETCH

Favorite food: Anything cooked for me.

Hobbies outside of football: Hunting, fishing, hiking and hanging out with my family.

Favorite vacation spot: Italy

What's the one thing you couldn't live without: My family, wife and kids.

CLUTCH PERFORMER

Vinatieri is responsible for three of the most memorable kicks in NFL history. He hit two last-minute game-winning field goals in the Super Bowl (Super Bowl XXXVI vs. St. Louis on Feb. 3, 2002 and Super Bowl XXXVIII vs. Carolina on Feb. 1, 2004). In New England's divisional playoff victory against Oakland on Jan. 19, 2001, Vinatieri split the uprights on a 45-yard field goal with 27 seconds remaining to take the contest into overtime. Deemed the "Snow Bowl," the kick was made during a snowstorm with several inches already accumulated on the ground. Vinatieri went on to convert the eventual game-winner in overtime en route to New England's Super Bowl Championship that year.



@ADAMVINATIERI



@RECORDBREAKINGRANCH



GUINNESS BOOK

During the week leading up to Super Bowl LI in Houston, Adam Vinatieri earned a spot in the Guinness Book of World Records when he recorded 28 consecutive kicks from 20 yards in one minute.

After completing the record, Barclaycard presented a \$15,000 check to the Pat Tillman Foundation, which goes to fund scholarships for military veterans and their spouses.



INDIANA'S HIGHEST CIVILIAN HONOR

In February of 2017, Vinatieri was honored by the Indiana General Assembly with the Sagamore of the Wabash, Indiana's highest civilian honor. Governor Eric Holcomb presented Vinatieri with the award in front of a standing ovation.

"Adam understands and embodies what it means to be a Hoosier," said Governor Holcomb. "He is truly deserving of the highest honor in the state."



RECORD BREAKING RANCH

In 2018, Adam Vinatieri opened Record Breaking Ranch, a premier hunting destination located in Fulton, Mo.

"I have three passions in life – family, football, and hunting. Two plus decades in the National Football League, and four Super Bowls have allowed me to pursue my third passion and that is owning a premier hunting ranch. My goal is that you experience the same excitement at the "RBR" as I have in my life."

Record Breaking Ranch was developed and has been managed to be one of the finest properties in the United States. The hunting lands are known for its fertile croplands, cedar thickets and hardwood ridges which combine for the perfect habitat. The newly constructed 10,000 square foot lodge is directly accessible to the hunting area. The lodge has eight bedrooms each with their own private bath. Every guest has plenty of room and relaxation after a days end.





THE RECORD BREAKER

In Week 8 of the 2018 season, Vinatieri passed Morten Andersen for the most points scored in NFL history. Vinatieri also passed Anderson in Week 4 for the most field goals made in NFL history after converting a 42-yard field goal. Vinatieri holds the NFL record for 100-point seasons and has topped 100-plus points in 20 years. He also averages 25.4 field goals per year.

MOST POINTS SCORED IN NFL HISTORY



ADAM VINATIERI
2,600



MORTEN ANDERSEN
2,544



GARY ANDERSON
2,434

MOST FIELD GOALS MADE IN NFL HISTORY



ADAM VINATIERI
582



MORTEN ANDERSEN
565



GARY ANDERSON
538

VINATIERI'S GAME-WINNING FIELD GOALS (28)

Opponent	Date	Yards	Time	Final Score
vs. Jacksonville	9/22/96	40	12:24	28-25 OT
vs. New York Jets	9/14/97	34	6:57	27-24 OT
at New Orleans	10/4/98	27	0:03	30-27
vs. San Francisco	12/20/98	35	0:03	24-21
at New York Jets	9/12/99	23	0:03	30-28
vs. Indianapolis	9/19/99	26	0:35	31-28
vs. Cincinnati	11/19/00	22	0:03	16-13
at Buffalo	12/17/00	24	0:19	13-10 OT
vs. San Diego	10/14/01	44	10:55	29-26 OT
at Buffalo	12/16/01	23	9:15	12-9 OT
vs. Oakland	1/19/02	23	6:31	16-13 OT
vs. St. Louis	2/3/02	48	0:00	20-17+
vs. Kansas City	9/22/02	35	10:20	41-38 OT
vs. Miami	12/29/02	35	12:57	27-24 OT
at Houston	11/23/03	28	0:40	23-20 OT
vs. Carolina	2/1/04	41	0:04	32-29#
at Pittsburgh	9/25/05	43	0:01	23-20
vs. Atlanta	10/9/05	29	0:17	31-28
at Denver	10/29/06	37	0:02	34-31
vs. Kansas City	11/18/07	24	0:03	13-10
at Minnesota	9/14/08	47	0:03	18-15
at San Diego	11/23/08	51	0:00	23-20
vs. Tennessee	1/2/11	43	0:00	23-20
vs. Minnesota	9/16/12	53	0:08	23-20
vs. Jacksonville	10/4/15	27	4:36	16-13 OT
at Atlanta	11/22/15	43	0:52	24-21
vs. San Francisco	10/8/17	51	1:38	26-23
vs. Miami	11/25/18	32	0:03	27-24

*All FGs 1996-2005 came while with New England

+Super Bowl XXXVI

#Super Bowl XXXVIII





(vin-uh-TARE-ee)



NFL HIGHLIGHTS

- In 23 seasons with the Colts and Patriots, has converted 582-of-692 field goals (84.3 percent), 852-of-870 extra points (97.9 percent) and one two-point conversion for 2,600 career points, which ranks first in NFL history.
- In Week 2 of 2018, he became only the second player in NFL history to surpass 2,500 points. In Week 4, he passed Morten Andersen (565) for the most made field goals in NFL history. In Week 5, he passed Morten Andersen (672) for the second-most field goal attempts in NFL history. In a Week 11 win, Vinatieri became the all-time leader in regular season wins passing George Blanda (209). In a Week 12 win, Vinatieri went 2-of-3 on field goals and 3-of-3 on extra points. He hit a 32-yard field goal to win the game for his 28th game winner. In a Week 16, he hit a game-winning PAT with 55 seconds left. In two postseason games he went 0-for-1 on field goals and 4-for-5 on PATs.
- In Week 8 of 2018, he passed Morten Andersen (2,544) for the most points scored in NFL history. He was also named AFC Special Teams Player of the Week after converting two field goals and going four-of-four on PATs for 10 points.
- A three-time Associated Press NFL All-Pro team selection (2002, 2004 and 2014). In 2014, joined Pat McAfee as just the fourth punter-kicker duo from the same team to both earn recognition in the same season.
- Named to the 2014 PFWA All-NFL Team.
- Was selected to the "Super Bowl 50 Golden Team" chosen by the Pro Football Hall of Fame Board of Selectors. Was the only unanimous selection.
- Has hit two last-minute game-winning field goals in the Super Bowl (Super Bowl XXXVI vs. St. Louis on Feb. 3, 2002 and Super Bowl XXXVIII vs. Carolina on Feb. 1, 2004) and has been part of four Super Bowl Championship teams including Super Bowl XXXVI, Super Bowl XXXVIII, Super Bowl XXXIX and Super Bowl XLI.
- Is the only kicker in NFL history to record successful field goals in four Super Bowls (XXXVI, XXXVIII, XXXIX and XLI) and is the only kicker in league history to have played in five Super Bowls.
- Became the seventh player in NFL history to reach 2,000 career points.
- Has been part of an NFL record 236 victories (regular season and playoffs). Joined George Blanda (209) and Gary Anderson (201) as the only players to reach 200 regular season wins and ranks first with 215.
- Set an NFL record with 44 consecutive field goals made from 2015-16.
- Has totaled 20 100-plus point seasons (1996-2008, 2010, 2012-17), which is an NFL record. He surpassed Jason Elam's previous record of 16 in 2014.
- Led the NFL in field goal percentage and points scored in 2004 having converted 31-of-33 field goals (93.9 percent) and all 48 PATs for 141 points. His 31 field goals tied a career-high which he originally set in 1998. Also led the league in field goal percentage in 2010 (92.9) and 2014 (96.8).
- In his career, is responsible for 28 game-winning field goals in the final minute of the fourth quarter or

NFL HIGHLIGHTS CONT...

- overtime.
- Set an NFL record with his 10th career game-winning kick in overtime with his 51-yard conversion against San Francisco on Oct. 8, 2017.
- Became the franchise's all-time leading scorer and topped 1,000 points with the Colts after a 10-point game against Jacksonville on Oct. 4, 2015.
- Split the uprights on a career-best 57-yard field goal at Chicago on Nov. 10, 2002.
- Set a then-NFL postseason record with his 30th game played (Jerry Rice, 29) in Indianapolis' AFC Championship Game appearance at New England on Jan. 18, 2015.
- Holds NFL postseason records with 56 field goals made, 68 field goal attempts, 234 career points, 30 consecutive games scoring, 49 seasonal points and is tied for the most field goals made in a postseason game with five (vs. Indianapolis, 1/18/04 and at Baltimore, 1/13/06).
- Set a new team record for the longest field goal in postseason history with a 53-yard conversion in the fourth quarter of an AFC Wild Card Playoff win against Cincinnati (1/4/15).
- Scored at least one point in 177 consecutive regular season games. The streak dated back to Sept. 14, 2003 against Philadelphia and ended on Sept. 13, 2015 at Buffalo.
- Became the first player in NFL history to record 1,000 points with two different teams (New England) and 200 field goals made with two different teams.
- Against San Diego on Oct. 14, 2013, converted two field goals of 50-plus yards (50 and 51) in a single game for the first time in his career. Accomplished the feat again on Oct. 9, 2016 with 54-yard and 53-yard conversions against Chicago and again on Oct. 8, 2017 with a 52-yard and 51-yard conversions against San Francisco.
- Tied an NFL record for successful field goals made from 40-49 yards in a single game during a Dec. 1, 2013 win against Tennessee.
- Has earned AFC Special Teams Player of the Week honors on 18 occasions (most in NFL history), NFL Player of the Week honors one time (playoffs) and is a five-time AFC Special Teams Player of the Month recipient (2016, 2015, 2004, 1999, 1998). His five Special Teams Player of the Month awards are tied for the most in NFL history.



@ADAMVINATIERI



@RECORDBREAKINGRANCH



(vin-uh-TARE-ee)



ADAM VINATIERI NFL POSTSEASON RECORDS

MOST CONSECUTIVE GAMES SCORING IN POSTSEASON, NFL HISTORY

Player	Years	Games
Adam Vinatieri	1996-2018	32
Stephen Gostkowski	2006-2018	25
David Akers	1998-2013	24

MOST CONSECUTIVE GAMES SCORING FIELD GOALS IN POSTSEASON, NFL HISTORY

Player	Years	Games
Adam Vinatieri	2005-2014	13
Tony Fritsch	1972-1979	13
Adam Vinatieri	1997-2004	12
Jason Elam	1997-2008	11

MOST CAREER POINTS SCORED IN POSTSEASON, NFL HISTORY

Player	Years	Points
Adam Vinatieri	1996-2018	238
Stephen Gostkowski	2006-2018	180
David Akers	1998-2013	175

MOST CAREER FIELD GOALS MADE IN POSTSEASON, NFL HISTORY

Player	Years	FGM
Adam Vinatieri	1996-2014	56
David Akers	1998-2013	39
Stephen Gostkowski	2006-2018	34

MOST CAREER FIELD GOAL ATTEMPTS IN POSTSEASON, NFL HISTORY

Player	Years	FGA
Adam Vinatieri	1996-2018	69
David Akers	1998-2013	47
Gary Anderson	1982-2004	40

PERSONAL

- Attended Rapid City (S.D.) Central High School and lettered in football, soccer, track and wrestling.
- Earned first-team all-state honors in 1991.
- Vinatieri and his wife, Valerie, reside with their sons, A.J. and Gabriel, and daughter, Allison.
- Born in Yankton, S.D.

COLLEGE HIGHLIGHTS

- Four-year letterman who finished as South Dakota State's all-time leading scorer with 185 career points.
- Served as the school's placekicker and also handled punting duties in his final three seasons, earning first-team all-conference honors each year.
- Split the uprights on 27-of-53 career field goals with 104-of-114 PATs. Also added 144 career punts.
- Tallied 47 points as a senior and tied a career-long kick with a 51-yard field goal. Originally set the school record with a 51-yard field goal as a sophomore.
- Led the conference with a 43.5 punting average as a senior, which also ranked fourth in Division II. Contributed with a career-long 77-yard kick.
- Earned second-team all-conference honors as a junior.
- Holds a degree in fitness and wellness.



@ADAMVINATIERI



@RECORDBREAKINGRANCH



(vin-uh-TARE-ee)



ADAM VINATIERI - NFL REGULAR SEASON STATISTICS

DATE	TEAM	GP	FGM	FGA	PCT.	LG	XP	XPA	PCT.	BLK	PTS
1996	Patriots	16	27	36	75.0	50	39	42	92.9	1	120
1997	Patriots	16	25	29	86.2	52	40	40	100.0	0	115
1998	Patriots	16	31	40	77.5	55	32	32	100.0	1	127
1999	Patriots	16	26	33	78.8	51	29	30	96.7	0	107
2000	Patriots	16	27	33	81.8	53	25	25	100.0	0	106
2001	Patriots	16	24	30	80.0	54	41	42	97.6	0	113
2002	Patriots	16	27	30	90.0	57	36	36	100.0	0	117
2003	Patriots	16	25	34	73.5	48	37	38	97.4	1	112
2004	Patriots	16	31	33	93.9	48	48	48	100.0	0	141
2005	Patriots	16	20	25	80.0	49	40	41	97.6	0	100
2006	Colts	13	25	28	89.3	48	38	38	100.0	0	113
2007	Colts	16	23	29	79.3	39	49	51	96.1	1	118
2008	Colts	16	20	25	80.0	52	43	43	100.0	1	103
2009	Colts	6	7	9	77.8	48	17	18	94.4	0	38
2010	Colts	16	26	28	92.9	48	51	51	100.0	1	129
2011	Colts	16	23	27	85.2	53	24	24	100.0	1	93
2012	Colts	16	26	33	78.8	53	37	37	100.0	2	115
2013	Colts	15	35	40	87.5	52	34	34	100.0	1	139
2014	Colts	16	30	31	96.8	53	50	50	100.0	0	140
2015	Colts	16	25	27	92.6	55	32	35	91.4	0	107
2016	Colts	16	27	31	87.1	54	44	44	100.0	0	125
2017	Colts	15	29	34	85.3	54	22	24	91.7	1	109
2018	Colts	16	23	27	85.2	54	44	47	93.6	0	113
TOTALS		353	582	692	84.1	57	852	870	97.9	11	2,600

ADAM VINATIERI - NFL POSTSEASON STATISTICS

DATE	TEAM	GP	FGM	FGA	PCT.	LG	XP	XPA	PCT.	BLK	PTS
1996	Patriots	3	2	3	66.7	29	9	9	100.0	0	15
1997	Patriots	2	3	5	60.0	46	2	2	100.0	0	11
1998	Patriots	1	1	1	100.0	27	1	1	100.0	0	6
2001	Patriots	3	6	7	85.7	48	6	6	100.0	0	24
2003	Patriots	3	7	10	70.0	46	6	6	100.0	1	27
2004	Patriots	3	5	5	100.0	48	10	10	100.0	0	25
2005	Patriots	2	2	3	66.7	40	5	5	100.0	0	11
2006	Colts	4	14	15	93.3	51	7	7	100.0	0	49
2007	Colts	1	1	1	100.0	46	3	3	100.0	0	6
2008	Colts	1	1	1	100.0	43	2	2	100.0	0	5
2009	Colts	0	0	0	0.0	0	0	0	0.0	0	0
2010	Colts	1	3	3	100.0	50	1	1	100.0	0	10
2012	Colts	1	3	4	75.0	52	0	0	0.0	0	9
2013	Colts	2	3	3	100.0	37	8	8	100.0	0	17
2014	Colts	3	5	7	71.4	53	6	6	100.0	0	21
2018	Colts	2	0	1	0.0	0	4	5	80.0	0	4
TOTALS		32	56	69	81.2	53	70	71	98.6	1	240





ADAM VINATIERI - NFL REGULAR SEASON STATISTICS

DATE TEAM	1-19	PCT.	20-29	PCT.	30-39	PCT.	40-49	PCT.	50+	PCT.
1996 Patriots	0-0	0.0	0-0	0.0	0-0	0.0	0-0	0.0	0-0	0.0
1997 Patriots	0-0	0.0	0-0	0.0	0-0	0.0	0-0	0.0	0-0	0.0
1998 Patriots	1-1	100.0	4-4	100.0	2-6	33.3	6-7	85.7	1-1	100.0
1999 Patriots	1-1	100.0	14-14	100.0	5-7	71.4	5-9	55.6	1-2	50.0
2000 Patriots	0-0	0.0	0-0	0.0	0-0	0.0	0-0	0.0	0-0	0.0
2001 Patriots	0-0	0.0	0-0	0.0	1-1	100.0	1-3	33.3	0-0	0.0
2002 Patriots	0-0	0.0	6-6	100.0	12-12	100.0	8-10	80.0	1-2	50.0
2003 Patriots	0-0	0.0	16-17	94.1	4-8	50.0	5-8	62.5	0-1	0.0
2004 Patriots	0-0	0.0	13-13	100.0	7-7	100.0	11-12	91.7	0-1	0.0
2005 Patriots	0-0	0.0	7-7	100.0	9-10	90.0	4-6	66.7	0-2	0.0
2006 Colts	1-1	100.0	3-3	100.0	12-13	92.3	9-10	90.0	0-1	0.0
2007 Colts	1-1	100.0	14-15	93.3	8-10	80.0	0-2	0.0	0-1	0.0
2008 Colts	0-0	0.0	3-3	100.0	11-13	84.6	4-7	57.1	2-2	100.0
2009 Colts	1-1	100.0	3-3	100.0	1-2	50.0	2-2	100.0	0-1	0.0
2010 Colts	0-0	0.0	8-8	100.0	9-10	90.0	9-10	90.0	0-0	0.0
2011 Colts	0-0	0.0	7-7	100.0	6-7	85.7	8-10	80.0	2-3	66.7
2012 Colts	1-1	100.0	8-8	100.0	4-7	57.1	9-10	90.0	4-7	57.1
2013 Colts	0-0	0.0	6-6	100.0	10-11	90.9	15-17	88.2	4-6	66.7
2014 Colts	0-0	0.0	10-10	100.0	10-10	100.0	7-8	87.5	3-3	100.0
2015 Colts	0-0	0.0	7-8	87.5	6-6	100.0	8-8	100.0	4-5	80.0
2016 Colts	0-0	0.0	3-3	100.0	7-7	100.0	10-12	83.3	7-9	77.8
2017 Colts	0-0	0.0	11-11	100.0	7-10	70.0	6-7	85.7	5-6	83.3
2018 Colts	0-0	0.0	8-8	100.0	6-7	85.7	5-6	83.3	4-6	66.7
TOTALS	6-6	100.0	151-154	98.1	137-164	83.5	132-164	80.5	38-59	64.4

ADAM VINATIERI - NFL POSTSEASON STATISTICS

DATE TEAM	1-19	PCT.	20-29	PCT.	30-39	PCT.	40-49	PCT.	50+	PCT.
1996 Patriots	0-0	0.0	0-0	0.0	0-0	0.0	0-0	0.0	0-0	0.0
1997 Patriots	0-0	0.0	0-0	0.0	0-0	0.0	0-0	0.0	0-0	0.0
1998 Patriots	0-0	0.0	0-0	0.0	0-0	0.0	0-0	0.0	0-0	0.0
2001 Patriots	0-0	0.0	0-0	0.0	0-0	0.0	0-0	0.0	0-0	0.0
2003 Patriots	0-0	0.0	3-3	100.0	2-4	50.0	2-3	66.7	0-0	0.0
2004 Patriots	0-0	0.0	2-2	100.0	2-2	100.0	1-1	100.0	0-0	0.0
2005 Patriots	0-0	0.0	0-0	0.0	1-1	100.0	1-2	50.0	0-0	0.0
2006 Colts	1-1	100.0	5-5	100.0	2-3	66.7	4-4	100.0	2-2	100.0
2007 Colts	0-0	0.0	0-0	0.0	0-0	0.0	1-1	100.0	0-0	0.0
2008 Colts	0-0	0.0	0-0	0.0	0-0	0.0	1-1	100.0	0-0	0.0
2009 Colts	0-0	0.0	0-0	0.0	0-0	0.0	0-0	0.0	0-0	0.0
2010 Colts	0-0	0.0	0-0	0.0	1-1	100.0	1-1	100.0	1-1	100.0
2012 Colts	0-0	0.0	1-1	100.0	0-0	0.0	1-2	50.0	1-1	100.0
2013 Colts	0-0	0.0	1-1	100.0	2-2	100.0	0-0	0.0	0-0	0.0
2014 Colts	0-0	0.0	2-2	100.0	2-2	100.0	0-1	0.0	1-2	50.0
2018 Colts	0-0	0.0	0-1	0.0	0-0	0.0	0-0	0.0	0-0	0.0
TOTALS	1-1	100.0	14-15	93.3	12-15	80.0	12-16	75.0	5-6	83.3

SINGLE-GAME HIGHS: KICKER

Field Goals Made 5 vs. Chicago Bears, Oct 09, 2016
...3 more at 5.

Field Goal Attempts 6 vs. Jacksonville Jaguars, Sep 22, 1996
5 at Baltimore Ravens, Dec 23, 2017
...3 more at 5.

Longest Field Goals Made 57 at Chicago Bears, Nov 10, 2002
55 vs. Denver Broncos, Nov 08, 2015
...1 more at 55.

PATs Made 7 vs. Washington Redskins, Nov 30, 2014
6 at Baltimore Ravens, Dec 09, 2007
...4 more at 6.

PAT Attempts 7 vs. Washington Redskins, Nov 30, 2014
6 at Baltimore Ravens, Dec 09, 2007
...4 more at 6.

Points 17 vs. Chicago Bears, Oct 09, 2016
...1 more at 17.

Special Teams Tackles 2 vs. Miami Dolphins, Nov 23, 1998
1 vs. Houston Texans, Nov 16, 2008
...19 more at 1.





SINGLE-GAME HIGHS - POSTSEASON: KICKER

Field Goals Made	5 at Baltimore Ravens, Jan 13, 2007 ...1 more at 5.	PAT Attempts	6 vs. Kansas City Chiefs, Jan 04, 2014 5 at Pittsburgh Steelers, Jan 23, 2005
Field Goal Attempts	5 at Baltimore Ravens, Jan 13, 2007 ...1 more at 5.		4 vs. Jacksonville Jaguars, Jan 07, 2006 ...1 more at 4.
Longest Field Goals Made	53 vs. Cincinnati Bengals, Jan 04, 2015 52 at Baltimore Ravens, Jan 06, 2013 51 at Baltimore Ravens, Jan 13, 2007	Points	16 vs. Indianapolis Colts, Jan 18, 2004 15 at Baltimore Ravens, Jan 13, 2007 14 vs. Cincinnati Bengals, Jan 04, 2015
PATs Made	6 vs. Kansas City Chiefs, Jan 04, 2014 5 at Pittsburgh Steelers, Jan 23, 2005 4 vs. Jacksonville Jaguars, Jan 07, 2006 ...1 more at 4.	Special Teams Tackles	1 vs. Carolina Panthers, Feb 01, 2004 ...1 more at 1.

1996 GAME-BY-GAME REGULAR SEASON STATISTICS (PATRIOTS)

DATE	OPPONENT	FIELD GOALS				XP	EXTRA POINTS			PTS	W/L	SCORE
		FGM	FGA	PCT	LG		XPA	PCT	BLK			
09/01 at Dolphins	S	1	1	100.0	25	1	1	100.0	0	4	L	10-24
09/08 at Bills	S	1	5	20.0	42	1	1	100.0	0	4	L	10-17
09/15 Cardinals	S	1	2	50.0	31	2	3	66.7	0	5	W	31-0
09/22 Jaguars	S	5	6	83.3	41	1	2	50.0	0	16	W	28-25-
10/06 at Ravens	S	3	3	100.0	50	3	3	100.0	0	12	W	46-38
10/13 Redskins	S	3	4	75.0	35	1	1	100.0	0	10	L	22-27
10/20 at Colts	S	2	2	100.0	44	3	3	100.0	0	9	W	27-9
10/27 Bills	S	2	3	66.7	40	2	3	66.7	0	8	W	28-25
11/03 Dolphins	S	0	0	0.0	0	6	6	100.0	0	6	W	42-23
11/10 at Jets	S	1	1	100.0	30	4	4	100.0	0	7	W	31-27
11/17 Broncos	S	0	1	0.0	0	0	0	0.0	0	0	L	8-34
11/24 Colts	S	2	2	100.0	26	3	3	100.0	0	9	W	27-13
12/01 at Chargers	S	1	1	100.0	47	6	6	100.0	0	9	W	45-7
12/08 Jets	S	2	2	100.0	41	4	4	100.0	0	10	W	34-10
12/15 at Cowboys	S	2	2	100.0	30	0	0	0.0	0	6	L	6-12
12/21 at Giants	S	1	1	100.0	40	2	2	100.0	0	5	W	23-22
1996 TOTALS	16	27	36	75.0	50	39	42	92.9	0	120	11-5	

+ - Overtime

1997 GAME-BY-GAME REGULAR SEASON STATISTICS (PATRIOTS)

DATE	OPPONENT	FIELD GOALS				XP	EXTRA POINTS			PTS	W/L	SCORE
		FGM	FGA	PCT	LG		XPA	PCT	BLK			
08/31 Chargers	S	2	2	100.0	26	5	5	100.0	0	11	W	41-7
09/07 at Colts	S	1	1	100.0	21	4	4	100.0	0	7	W	31-6
09/14 Jets	S	2	2	100.0	34	3	3	100.0	0	9	W	27-24-
09/21 Bears	S	1	1	100.0	27	4	4	100.0	0	7	W	31-3
10/06 at Broncos	S	2	2	100.0	49	1	1	100.0	0	7	L	13-34
10/12 Bills	S	4	4	100.0	52	3	3	100.0	0	15	W	33-6
10/19 at Jets	S	1	1	100.0	24	2	2	100.0	0	5	L	19-24
10/27 Packers	S	1	1	100.0	38	1	1	100.0	0	4	L	10-28
11/02 at Vikings	S	2	2	100.0	25	0	0	0.0	0	6	L	18-23
11/09 at Bills	S	1	3	33.3	42	4	4	100.0	0	7	W	31-10
11/16 at Buccaneers	S	0	0	0.0	0	1	1	100.0	0	1	L	7-27
11/23 Dolphins	S	2	3	66.7	36	3	3	100.0	0	9	W	27-24
11/30 Colts	S	2	2	100.0	48	2	2	100.0	0	8	W	20-17
12/07 at Jaguars	S	4	5	80.0	44	2	2	100.0	0	14	W	26-20
12/13 Steelers	S	0	0	0.0	0	3	3	100.0	0	3	L	21-24-
12/22 at Dolphins	S	0	0	0.0	0	2	2	100.0	0	2	W	14-12
1997 TOTALS	16	25	29	86.2	52	40	40	100.0	0	115	10-6	

+ - Overtime



4

ADAM VINATIERI

KICKER



(vin-uh-TARE-ee)



1998 GAME-BY-GAME REGULAR SEASON STATISTICS (PATRIOTS)

DATE	OPPONENT	FGM	FIELD GOALS			LG	XP	EXTRA POINTS			PTS	W/L	SCORE
			FGA	PCT				PCT	BLK				
09/07	at Broncos	P	0	3	0.0	0	3	3	100.0	0	3	L	21-27
09/13	Colts	P	3	4	75.0	52	2	2	100.0	0	11	W	29-6
09/20	Titans	P	2	2	100.0	43	3	3	100.0	0	9	W	27-16
10/04	at Saints	P	3	3	100.0	49	3	3	100.0	0	12	W	30-27
10/11	Chiefs	S	4	4	100.0	38	4	4	100.0	0	16	W	40-10
10/19	Jets	S	0	0	0.0	0	2	2	100.0	0	2	L	14-24
10/25	at Dolphins	S	3	4	75.0	41	0	0	0.0	0	9	L	9-12+
11/01	at Colts	S	0	0	0.0	0	3	3	100.0	0	3	W	21-16
11/08	Falcons	P	1	1	100.0	40	1	1	100.0	0	4	L	10-41
11/15	at Bills	P	1	3	33.3	38	1	1	100.0	0	4	L	10-13
11/23	Dolphins	P	4	4	100.0	45	2	2	100.0	0	14	W	26-23
11/29	Bills	S	1	2	50.0	44	2	2	100.0	0	7*	W	25-21
12/06	at Steelers	S	3	3	100.0	35	2	2	100.0	0	11	W	23-9
12/13	at Rams	S	4	4	100.0	55	0	0	0.0	0	12	L	18-32
12/20	49ers	S	1	2	50.0	35	3	3	100.0	0	6	W	24-21
12/27	at Jets	S	1	1	100.0	19	1	1	100.0	0	4	L	10-31
1998 TOTALS	16	31	40	77.5	55	32	32	100.0	0	127	9-7		

+ - Overtime

*Includes his 2 point rushing conversion

1999 GAME-BY-GAME REGULAR SEASON STATISTICS (PATRIOTS)

DATE	OPPONENT	FGM	FIELD GOALS			LG	XP	EXTRA POINTS			PTS	W/L	SCORE
			FGA	PCT				PCT	BLK				
09/12	at Jets	P	3	3	100.0	33	3	3	100.0	0	12	W	30-28
09/19	Colts	P	1	1	100.0	26	4	4	100.0	0	7	W	31-28
09/26	Giants	P	3	3	100.0	41	1	1	100.0	0	10	W	16-14
10/03	at Browns	P	2	3	66.7	22	1	1	100.0	0	7	W	19-7
10/10	at Chiefs	P	0	2	0.0	0	2	2	100.0	0	2	L	14-16
10/17	Dolphins	P	3	3	100.0	41	3	3	100.0	0	12	L	30-31
10/24	Broncos	P	1	1	100.0	28	3	3	100.0	0	6	W	24-23
10/31	at Cardinals	P	0	0	0.0	0	3	4	75.0	0	3	W	27-3
11/15	Jets	P	1	1	100.0	22	2	2	100.0	0	5	L	17-24
11/21	at Dolphins	P	1	1	100.0	27	2	2	100.0	0	5	L	17-27
11/28	at Bills	P	0	0	0.0	0	1	1	100.0	0	1	L	7-17
12/05	Cowboys	P	2	2	100.0	41	1	1	100.0	0	7	W	13-6
12/12	at Colts	P	3	3	100.0	28	0	0	0.0	0	9	L	15-20
12/19	at Eagles	P	3	4	75.0	46	0	0	0.0	0	9	L	9-24
12/26	Bills	P	1	4	25.0	38	1	1	100.0	0	4	L	10-13+
01/02	Ravens	P	2	2	100.0	51	2	2	100.0	0	8	W	20-3
1999 TOTALS	16	26	33	78.8	51	29	30	96.7	0	107	8-8		

+ - Overtime



@ADAMVINATIERI



@RECORDBREAKINGRANCH



2000 GAME-BY-GAME REGULAR SEASON STATISTICS (PATRIOTS)

DATE	OPPONENT	FIELD GOALS				EXTRA POINTS				PTS	W/L	SCORE	
		FGM	FGA	PCT	LG	XP	XPA	PCT	BLK				
09/03	Buccaneers	P	1	2	50.0	30	1	1	100.0	0	4	L	16-21
09/11	at Jets	P	4	5	80.0	35	1	1	100.0	0	13	L	19-20
09/17	Vikings	P	0	1	0.0	0	1	1	100.0	0	1	L	13-21
09/24	at Dolphins	P	1	2	50.0	40	0	0	0.0	0	3	L	3-10
10/01	at Broncos	P	0	0	0.0	0	4	4	100.0	0	4	W	28-19
10/08	Colts	P	1	1	100.0	21	3	3	100.0	0	6	W	24-16
10/15	Jets	P	1	1	100.0	23	2	2	100.0	0	5	L	17-34
10/22	at Colts	P	3	3	100.0	28	2	2	100.0	0	11	L	23-30
11/05	Bills	P	2	2	100.0	48	1	1	100.0	0	7	L	13-16+
11/12	at Browns	P	1	1	100.0	38	0	0	0.0	0	3	L	11-19
11/19	Bengals	P	3	3	100.0	38	1	1	100.0	0	10	W	16-13
11/23	at Lions	P	3	3	100.0	47	0	0	0.0	0	9	L	9-34
12/04	Chiefs	P	3	4	75.0	53	3	3	100.0	0	12	W	30-24
12/10	at Bears	P	1	1	100.0	40	2	2	100.0	0	5	L	17-24
12/17	at Bills	P	2	3	66.7	24	1	1	100.0	0	7	W	13-10+
12/24	Dolphins	P	1	1	100.0	33	3	3	100.0	0	6	L	24-27
2000 TOTALS	16	27	33	81.8	53	25	25	100.0	0	106	5-11		

+ - Overtime

2001 GAME-BY-GAME REGULAR SEASON STATISTICS (PATRIOTS)

DATE	OPPONENT	FIELD GOALS				EXTRA POINTS				PTS	W/L	SCORE	
		FGM	FGA	PCT	LG	XP	XPA	PCT	BLK				
09/09	at Bengals	P	1	1	100.0	39	2	2	100.0	0	5	L	17-23
09/23	Jets	P	1	1	100.0	24	0	0	0.0	0	3	L	3-10
09/30	Colts	P	3	3	100.0	48	5	5	100.0	0	14	W	44-13
10/07	at Dolphins	P	1	1	100.0	37	1	1	100.0	0	4	L	10-30
10/14	Chargers	P	3	4	75.0	44	2	3	66.7	1	11	W	29-26+
10/21	at Colts	P	1	1	100.0	43	5	5	100.0	0	8	W	38-17
10/28	at Broncos	P	2	2	100.0	44	2	2	100.0	0	8	L	20-31
11/04	at Falcons	P	1	1	100.0	48	3	3	100.0	0	6	W	24-10
11/11	Bills	P	0	2	0.0	0	3	3	100.0	0	3	W	21-11
11/18	Rams	P	1	1	100.0	33	2	2	100.0	0	5	L	17-24
11/25	Saints	P	0	1	0.0	0	4	4	100.0	0	4	W	34-17
12/02	at Jets	P	1	1	100.0	28	2	2	100.0	0	5	W	17-16
12/09	Browns	P	2	4	50.0	54	3	3	100.0	0	9	W	27-16
12/16	at Bills	P	4	4	100.0	40	0	0	0.0	0	12	W	12-9+
12/22	Dolphins	P	2	2	100.0	32	2	2	100.0	0	8	W	20-13
01/06	at Panthers	P	1	1	100.0	19	5	5	100.0	0	8	W	38-6
2001 TOTALS	16	24	30	80.0	54	41	42	97.6	1	113	11-5		

+ - Overtime

2002 GAME-BY-GAME REGULAR SEASON STATISTICS (PATRIOTS)

DATE	OPPONENT	FIELD GOALS				EXTRA POINTS				PTS	W/L	SCORE	
		FGM	FGA	PCT	LG	XP	XPA	PCT	BLK				
09/09	Steelers	P	3	3	100.0	45	3	3	100.0	0	12	W	30-14
09/15	at Jets	P	3	3	100.0	40	5	5	100.0	0	14	W	44-7
09/22	Chiefs	P	2	2	100.0	37	3	3	100.0	0	9	W	41-38+
09/29	at Chargers	P	0	1	0.0	0	2	2	100.0	0	2	L	14-21
10/06	at Dolphins	P	0	0	0.0	0	1	1	100.0	0	1	L	13-26
10/13	Packers	P	1	1	100.0	32	1	1	100.0	0	4	L	10-28
10/27	Broncos	P	1	1	100.0	26	1	1	100.0	0	4	L	16-24
11/03	at Bills	P	1	1	100.0	46	5	5	100.0	0	8	W	38-7
11/10	at Bears	P	4	4	100.0	57	1	1	100.0	0	13	W	33-30
11/17	at Raiders	P	2	3	66.7	36	2	2	100.0	0	8	L	20-27
11/24	Vikings	P	1	1	100.0	34	3	3	100.0	0	6	W	24-17
11/28	at Lions	P	2	2	100.0	31	2	2	100.0	0	8	W	20-12
12/08	Bills	P	2	3	66.7	46	3	3	100.0	0	9	W	27-17
12/16	at Titans	P	0	0	0.0	0	1	1	100.0	0	1	L	7-24
12/22	Jets	P	1	1	100.0	49	2	2	100.0	0	5	L	17-30
12/29	Dolphins	P	4	4	100.0	43	1	1	100.0	0	13	W	27-24+
2002 TOTALS	16	27	30	90.0	57	36	36	100.0	0	117	9-7		

+ - Overtime





2003 GAME-BY-GAME REGULAR SEASON STATISTICS (PATRIOTS)

DATE	OPPONENT	FGM	FIELD GOALS		LG	XP	EXTRA POINTS			PTS	W/L	SCORE
			FGA	PCT			XPA	PCT	BLK			
09/07	at Bills	P	0	0	0.0	0	0	0	0.0	0	0	0-31
09/14	at Eagles	P	1	1	100.0	27	4	4	100.0	0	7	W 31-10
09/21	Jets	P	3	3	100.0	47	2	2	100.0	0	11	W 23-16
09/28	at Redskins	P	1	2	50.0	23	2	2	100.0	0	5	L 17-20
10/05	Titans	P	1	3	33.3	48	5	5	100.0	0	8	W 38-30
10/12	Giants	P	1	2	50.0	28	2	2	100.0	0	5	W 17-6
10/19	at Dolphins	P	2	2	100.0	30	1	1	100.0	0	7	W 19-13+
10/26	Browns	P	3	4	75.0	38	0	0	0.0	0	9	W 9-3
11/03	at Broncos	P	3	3	100.0	46	3	3	100.0	0	12	W 30-26
11/16	Cowboys	P	2	2	100.0	26	0	1	0.0	1	6	W 12-0
11/23	at Texans	P	3	5	60.0	32	2	2	100.0	0	11	W 23-20+
11/30	at Colts	P	1	1	100.0	43	5	5	100.0	0	8	W 38-34
12/07	Dolphins	P	1	2	50.0	29	1	1	100.0	0	4	W 12-0
12/14	Jaguars	P	2	2	100.0	31	3	3	100.0	0	9	W 27-13
12/20	at Jets	P	0	0	0.0	0	3	3	100.0	0	3	W 21-16
12/27	Bills	P	1	2	50.0	24	4	4	100.0	0	7	W 31-0
2003 TOTALS	16	25	34	73.5	48	37	38	97.4	1	112	14-2	

+ - Overtime

2004 GAME-BY-GAME REGULAR SEASON STATISTICS (PATRIOTS)

DATE	OPPONENT	FGM	FIELD GOALS		LG	XP	EXTRA POINTS			PTS	W/L	SCORE
			FGA	PCT			XPA	PCT	BLK			
09/09	Colts	P	2	2	100.0	43	3	3	100.0	0	9	W 27-24
09/19	at Cardinals	P	3	3	100.0	29	2	2	100.0	0	11	W 23-12
10/03	at Bills	P	1	1	100.0	42	4	4	100.0	0	7	W 31-17
10/10	Dolphins	P	1	2	50.0	40	3	3	100.0	0	6	W 24-10
10/17	Seahawks	P	3	3	100.0	40	3	3	100.0	0	12	W 30-20
10/24	Jets	P	2	2	100.0	41	1	1	100.0	0	7	W 13-7
10/31	at Steelers	P	2	2	100.0	43	2	2	100.0	0	8	L 20-34
11/07	at Rams	P	4	4	100.0	45	4	4	100.0	0	16	W 40-22
11/14	Bills	P	5	5	100.0	45	2	2	100.0	0	17	W 29-6
11/22	at Chiefs	P	2	2	100.0	37	3	3	100.0	0	9	W 27-19
11/28	Ravens	P	3	3	100.0	48	1	1	100.0	0	10	W 24-3
12/05	at Browns	P	0	0	0.0	0	6	6	100.0	0	6	W 42-15
12/12	Bengals	P	0	0	0.0	0	5	5	100.0	0	5	W 35-28
12/20	at Dolphins	P	0	0	0.0	0	4	4	100.0	0	4	L 28-29
12/26	at Jets	P	3	4	75.0	29	2	2	100.0	0	11	W 23-7
01/02	49ers	P	0	0	0.0	0	3	3	100.0	0	3	W 21-7
2004 TOTALS	16	31	33	93.9	48	48	48	100.0	0	141	14-2	

2005 GAME-BY-GAME REGULAR SEASON STATISTICS (PATRIOTS)

DATE	OPPONENT	FGM	FIELD GOALS		LG	XP	EXTRA POINTS			PTS	W/L	SCORE
			FGA	PCT			XPA	PCT	BLK			
09/08	Raiders	P	1	1	100.0	26	3	4	75.0	1	6	W 30-20
09/18	at Panthers	P	1	1	100.0	45	2	2	100.0	0	5	L 17-27
09/25	at Steelers	P	3	4	75.0	48	2	2	100.0	0	11	W 23-20
10/02	Chargers	P	1	2	50.0	24	2	2	100.0	0	5	L 17-41
10/09	at Falcons	P	1	1	100.0	29	4	4	100.0	0	7	W 31-28
10/16	at Broncos	P	2	3	66.7	39	2	2	100.0	0	8	L 20-28
10/30	Bills	P	0	1	0.0	0	3	3	100.0	0	3	W 21-16
11/07	Colts	P	0	0	0.0	0	3	3	100.0	0	3	L 21-40
11/13	at Dolphins	P	3	3	100.0	35	0	0	0.0	0	9	W 23-16
11/20	Saints	P	1	1	100.0	37	3	3	100.0	0	6	W 24-17
11/27	at Chiefs	P	1	1	100.0	29	1	1	100.0	0	4	L 16-26
12/04	Jets	P	3	4	75.0	34	1	1	100.0	0	10	W 16-3
12/11	at Bills	P	0	0	0.0	0	5	5	100.0	0	5	W 35-7
12/17	Buccaneers	P	0	0	0.0	0	4	4	100.0	0	4	W 28-0
12/26	at Jets	P	1	1	100.0	26	4	4	100.0	0	7	W 31-21
01/01	Dolphins	P	2	2	100.0	49	1	1	100.0	0	7	L 26-28
2005 TOTALS	16	20	25	80.0	49	40	41	97.6	1	100	10-6	





2006 GAME-BY-GAME REGULAR SEASON STATISTICS (COLTS)

DATE	OPPONENT	P	FIELD GOALS			LG	XP	EXTRA POINTS			PTS	W/L	SCORE
			FGM	FGA	PCT			XPA	PCT	BLK			
09/10	at Giants	P	4	4	100.0	48	2	2	100.0	0	14	W	26-21
09/17	Texans	P	3	3	100.0	43	4	4	100.0	0	13	W	43-24
09/24	Jaguars						INACTIVE					W	21-14
10/01	at Jets						INACTIVE					W	31-28
10/08	Titans						INACTIVE					W	14-13
10/22	Redskins	P	3	3	100.0	47	3	3	100.0	0	12	W	36-22
10/29	at Broncos	P	4	4	100.0	48	2	2	100.0	0	14	W	34-31
11/05	at Patriots	P	2	4	50.0	31	3	3	100.0	0	9	W	27-20
11/12	Bills	P	1	1	100.0	31	2	2	100.0	0	5	W	17-16
11/19	at Cowboys	P	0	0	0.0	0	2	2	100.0	0	2	L	14-21
11/26	Eagles	P	1	1	100.0	44	6	6	100.0	0	9	W	45-21
12/03	at Titans	P	1	2	50.0	20	2	2	100.0	0	5	L	17-20
12/10	at Jaguars	P	1	1	100.0	41	2	2	100.0	0	5	L	17-44
12/18	Bengals	P	2	2	100.0	44	4	4	100.0	0	10	W	34-16
12/24	at Texans	P	1	1	100.0	33	3	3	100.0	0	6	L	24-27
12/31	Dolphins	P	2	2	100.0	46	3	3	100.0	0	9	W	27-22
2006 TOTALS	13		25	28	89.3	48	38	38	100.0	0	113	12-4	

2007 GAME-BY-GAME REGULAR SEASON STATISTICS (COLTS)

DATE	OPPONENT	P	FIELD GOALS			LG	XP	EXTRA POINTS			PTS	W/L	SCORE
			FGM	FGA	PCT			XPA	PCT	BLK			
09/06	Saints	P	2	2	100.0	33	5	5	100.0	0	11	W	41-10
09/16	at Titans	P	3	4	75.0	39	1	2	50.0	1	10	W	22-20
09/23	at Texans	P	3	3	100.0	36	3	3	100.0	0	12	W	30-24
09/30	Broncos	P	1	1	100.0	22	5	5	100.0	0	8	W	38-20
10/07	Buccaneers	P	2	2	100.0	35	3	4	75.0	1	9	W	33-14
10/22	at Jaguars	P	2	2	100.0	36	3	3	100.0	0	9	W	29-7
10/28	at Panthers	P	1	1	100.0	20	4	4	100.0	0	7	W	31-7
11/04	Patriots	P	2	3	66.7	25	2	2	100.0	0	8	L	20-24
11/11	at Chargers	P	0	2	0.0	0	1	1	100.0	0	1	L	21-23
11/18	Chiefs	P	2	4	50.0	27	1	1	100.0	0	7	W	13-10
11/22	at Falcons	P	1	1	100.0	24	4	4	100.0	0	7	W	31-13
12/02	Jaguars	P	0	0	0.0	0	4	4	100.0	0	4	W	28-25
12/09	at Ravens	P	0	0	0.0	0	6	6	100.0	0	6	W	44-20
12/16	at Raiders	P	2	2	100.0	22	1	1	100.0	0	7	W	21-14
12/23	Texans	P	1	1	100.0	29	5	5	100.0	0	8	W	38-15
12/30	Titans	P	1	1	100.0	37	1	1	100.0	0	4	L	10-16
2007 TOTALS	16		23	29	79.3	39	49	51	96.1	2	118	13-3	

2008 GAME-BY-GAME REGULAR SEASON STATISTICS (COLTS)

DATE	OPPONENT	P	FIELD GOALS			LG	XP	EXTRA POINTS			PTS	W/L	SCORE
			FGM	FGA	PCT			XPA	PCT	BLK			
09/07	Bears	P	2	2	100.0	39	1	1	100.0	0	7	L	13-29
09/14	at Vikings	P	1	2	50.0	47	1	1	100.0	0	4	W	18-15
09/21	Jaguars	P	0	0	0.0	0	3	3	100.0	0	3	L	21-23
10/05	at Texans	P	1	2	50.0	46	4	4	100.0	0	7	W	31-27
10/12	Ravens	P	1	1	100.0	37	4	4	100.0	0	7	W	31-3
10/19	at Packers	P	0	1	0.0	0	2	2	100.0	0	2	L	14-34
10/27	at Titans	P	0	0	0.0	0	3	3	100.0	0	3	L	21-31
11/02	Patriots	P	1	1	100.0	52	1	1	100.0	0	4	W	18-15
11/09	at Steelers	P	1	1	100.0	36	3	3	100.0	0	6	W	24-20
11/16	Texans	P	4	4	100.0	40	3	3	100.0	0	15	W	33-27
11/23	at Chargers	P	3	3	100.0	51	2	2	100.0	0	11	W	23-20
11/30	at Browns	P	1	2	50.0	30	1	1	100.0	0	4	W	10-6
12/07	Bengals	P	0	0	0.0	0	5	5	100.0	0	5	W	35-3
12/14	Lions	P	1	1	100.0	31	4	4	100.0	0	7	W	31-21
12/18	at Jaguars	P	1	2	50.0	45	4	4	100.0	0	7	W	31-24
12/28	Titans	P	3	3	100.0	38	2	2	100.0	0	11	W	23-0
2008 TOTALS	16		20	25	80.0	52	43	43	100.0	0	103	12-4	





2009 GAME-BY-GAME REGULAR SEASON STATISTICS (COLTS)

DATE OPPONENT	FIELD GOALS				LG	XP	EXTRA POINTS			PTS	W/L	SCORE
	FGM	FGA	PCT	PCT			XPA	PCT	BLK			
09/13 Jaguars P	0	1	0.0	0	2	2	100.0	0	2	W	14-12	
09/21 at Dolphins P	2	2	100.0	48	3	3	100.0	0	9	W	27-23	
09/27 at Cardinals P	1	2	50.0	26	4	4	100.0	0	7	W	31-10	
10/04 Seahawks P	2	2	100.0	37	4	4	100.0	0	10	W	34-17	
10/11 at Titans P	1	1	100.0	23	4	4	100.0	0	7	W	31-9	
10/25 at Rams										W	42-6	
11/01 49ers					INACTIVE					W	18-14	
11/08 Texans					INACTIVE					W	20-17	
11/15 Patriots					INACTIVE					W	35-34	
11/22 at Ravens					INACTIVE					W	17-15	
11/29 at Texans					INACTIVE					W	35-27	
12/06 Titans					INACTIVE					W	27-17	
12/13 Broncos					INACTIVE					W	28-16	
12/17 at Jaguars					INACTIVE					W	35-31	
12/27 Jets P	1	1	100.0	22	0	1	0.0	1	3	L	15-29	
01/03 at Bills					INACTIVE					L	7-30	
2009 TOTALS	6	7	9	77.8	48	17	18	94.4	1	38	14-2	

2010 GAME-BY-GAME REGULAR SEASON STATISTICS (COLTS)

DATE OPPONENT	FIELD GOALS				LG	XP	EXTRA POINTS			PTS	W/L	SCORE
	FGM	FGA	PCT	PCT			XPA	PCT	BLK			
09/12 at Texans P	1	1	100.0	20	3	3	100.0	0	6	L	24-34	
09/19 Giants P	1	1	100.0	38	5	5	100.0	0	8	W	38-14	
09/26 at Broncos P	2	2	100.0	38	3	3	100.0	0	9	W	27-13	
10/03 at Jaguars P	0	0	0.0	0	4	4	100.0	0	4	L	28-31	
10/10 Chiefs P	4	4	100.0	47	1	1	100.0	0	13	W	19-9	
10/17 at Redskins P	2	4	50.0	43	3	3	100.0	0	9	W	27-24	
11/01 Texans P	3	3	100.0	48	3	3	100.0	0	12	W	30-17	
11/07 at Eagles P	1	1	100.0	37	3	3	100.0	0	6	L	24-26	
11/14 Bengals P	3	3	100.0	47	2	2	100.0	0	11	W	23-17	
11/21 at Patriots P	0	0	0.0	0	4	4	100.0	0	4	L	28-31	
11/28 Chargers P	0	0	0.0	0	2	2	100.0	0	2	L	14-36	
12/05 Cowboys P	0	0	0.0	0	5	5	100.0	0	5	L	35-38+	
12/09 at Titans P	3	3	100.0	47	3	3	100.0	0	12	W	30-28	
12/19 Jaguars P	2	2	100.0	37	4	4	100.0	0	10	W	34-24	
12/26 at Raiders P	1	1	100.0	30	4	4	100.0	0	7	W	31-26	
01/02 Titans P	3	3	100.0	48	2	2	100.0	0	11	W	23-20	
2010 TOTALS	16	26	28	92.9	48	51	51	100.0	0	129	10-6	

+ - Overtime

2011 GAME-BY-GAME REGULAR SEASON STATISTICS (COLTS)

DATE OPPONENT	FIELD GOALS				LG	XP	EXTRA POINTS			PTS	W/L	SCORE
	FGM	FGA	PCT	PCT			XPA	PCT	BLK			
09/11 at Texans P	0	1	0.0	0	1	1	100.0	0	1	L	7-34	
09/18 Browns P	4	4	100.0	52	1	1	100.0	0	13	L	19-27	
09/25 Steelers P	2	2	100.0	25	2	2	100.0	0	8	L	20-23	
10/03 at Buccaneers P	1	2	50.0	45	2	2	100.0	0	5	L	17-24	
10/09 Chiefs P	1	1	100.0	53	3	3	100.0	0	6	L	24-28	
10/16 at Bengals P	1	2	50.0	46	2	2	100.0	0	5	L	17-27	
10/23 at Saints P	0	0	0.0	0	1	1	100.0	0	1	L	7-62	
10/30 at Titans P	1	1	100.0	22	1	1	100.0	0	4	L	10-27	
11/06 Falcons P	0	0	0.0	0	1	1	100.0	0	1	L	7-31	
11/13 Jaguars P	1	1	100.0	42	0	0	0.0	0	3	L	3-17	
11/27 Panthers P	2	2	100.0	43	1	1	100.0	0	7	L	19-27	
12/04 at Patriots P	1	1	100.0	31	3	3	100.0	0	6	L	24-31	
12/11 at Ravens P	1	1	100.0	22	1	1	100.0	0	4	L	10-24	
12/18 Titans P	2	2	100.0	47	3	3	100.0	0	9	W	27-13	
12/22 Texans P	4	5	80.0	47	1	1	100.0	0	13	W	19-16	
01/01 at Jaguars P	2	2	100.0	48	1	1	100.0	0	7	L	13-19	
2011 TOTALS	16	23	27	85.2	53	24	24	100.0	0	93	2-14	





2012 GAME-BY-GAME REGULAR SEASON STATISTICS (COLTS)

DATE	OPPONENT	P	FIELD GOALS				EXTRA POINTS			BLK	PTS	W/L	SCORE
			FGM	FGA	PCT	LG	XP	XPA	PCT				
09/09	at Bears	P	0	1	0.0	0	3	3	100.0	0	3	L	21-41
09/16	Vikings	P	3	3	100.0	53	2	2	100.0	0	11	W	23-20
09/23	Jaguars	P	1	2	50.0	37	2	2	100.0	0	5	L	17-22
10/07	Packers	P	3	4	75.0	50	1	1	100.0	0	10	W	30-27
10/14	at Jets	P	3	3	100.0	50	0	0	0.0	0	9	L	9-35
10/21	Browns	P	1	1	100.0	38	2	2	100.0	0	5	W	17-13
10/28	at Titans	P	2	3	66.7	44	1	1	100.0	0	7	W	19-13+
11/04	Dolphins	P	3	5	60.0	47	2	2	100.0	0	11	W	23-20
11/08	at Jaguars	P	2	2	100.0	41	3	3	100.0	0	9	W	27-10
11/18	at Patriots	P	1	2	50.0	47	3	3	100.0	0	6	L	24-59
11/25	Bills	P	2	2	100.0	25	2	2	100.0	0	8	W	20-13
12/02	at Lions	P	0	0	0.0	0	5	5	100.0	0	5	W	35-33
12/09	Titans	P	2	2	100.0	53	3	3	100.0	0	9	W	27-23
12/16	at Texans	P	1	1	100.0	26	2	2	100.0	0	5	L	17-29
12/23	at Chiefs	P	2	2	100.0	48	2	2	100.0	0	8	W	20-13
12/30	Texans	P	0	0	0.0	0	4	4	100.0	0	4	W	28-16
2012 TOTALS	16		26	33	78.8	53	37	37	100.0	0	115	11-5	

+ - Overtime

2013 GAME-BY-GAME REGULAR SEASON STATISTICS (COLTS)

DATE	OPPONENT	P	FIELD GOALS				EXTRA POINTS			BLK	PTS	W/L	SCORE
			FGM	FGA	PCT	LG	XP	XPA	PCT				
09/08	Raiders	P	0	0	0.0	0	3	3	100.0	0	3	W	21-17
09/15	Dolphins	P	2	3	66.7	38	2	2	100.0	0	8	L	20-24
09/22	at 49ers	P	2	3	66.7	43	3	3	100.0	0	9	W	27-7
09/29	at Jaguars	P	3	3	100.0	46	4	4	100.0	0	13	W	37-3
10/06	Seahawks	P	2	2	100.0	49	2	2	100.0	0	8	W	34-28
10/14	at Chargers	P	3	3	100.0	51	0	0	0.0	0	9	L	9-19
10/20	Broncos	P	3	3	100.0	52	4	4	100.0	0	13	W	39-33
11/03	at Texans	P	2	3	66.7	35	1	1	100.0	0	7	W	27-24
11/10	Rams											L	8-38
11/14	at Titans	P	3	3	100.0	50	3	3	100.0	0	12	W	30-27
11/24	at Cardinals	P	1	1	100.0	27	0	0	0.0	0	3	L	11-40
12/01	Titans	P	5	5	100.0	49	1	1	100.0	0	16	W	22-14
12/08	at Bengals	P	0	1	0.0	0	4	4	100.0	0	4	L	28-42
12/15	Texans	P	3	3	100.0	43	2	2	100.0	0	11	W	25-3
12/22	at Chiefs	P	3	4	75.0	46	2	2	100.0	0	11	W	23-7
12/29	Jaguars	P	3	3	100.0	39	3	3	100.0	0	12	W	30-10
2013 TOTALS	15		35	40	87.5	52	34	34	100.0	0	139	11-5	

DID NOT PLAY (NON-INJURY)

2014 GAME-BY-GAME REGULAR SEASON STATISTICS (COLTS)

DATE	OPPONENT	P	FIELD GOALS				EXTRA POINTS			BLK	PTS	W/L	SCORE
			FGM	FGA	PCT	LG	XP	XPA	PCT				
09/07	at Broncos	P	1	1	100.0	25	3	3	100.0	0	6	L	24-31
09/15	Eagles	P	2	2	100.0	46	3	3	100.0	0	9	L	27-30
09/21	at Jaguars	P	3	3	100.0	48	5	5	100.0	0	14	W	44-17
09/28	Titans	P	2	2	100.0	31	5	5	100.0	0	11	W	41-17
10/05	Ravens	P	2	2	100.0	38	2	2	100.0	0	8	W	20-13
10/09	at Texans	P	2	2	100.0	34	3	3	100.0	0	9	W	33-28
10/19	Bengals	P	2	2	100.0	50	3	3	100.0	0	9	W	27-0
10/26	at Steelers	P	2	2	100.0	31	4	4	100.0	0	10	L	34-51
11/03	at Giants	P	4	4	100.0	48	4	4	100.0	0	16	W	40-24
11/16	Patriots	P	2	2	100.0	53	2	2	100.0	0	8	L	20-42
11/23	Jaguars	P	3	3	100.0	46	2	2	100.0	0	11	W	23-3
11/30	Redskins	P	0	0	0.0	0	7	7	100.0	0	7	W	49-27
12/07	at Browns	P	2	2	100.0	51	1	1	100.0	0	7	W	25-24
12/14	Texans	P	1	1	100.0	29	2	2	100.0	0	5	W	17-10
12/21	at Cowboys	P	0	0	0.0	0	1	1	100.0	0	1	L	7-42
12/28	at Titans	P	2	3	66.7	26	3	3	100.0	0	9	W	27-10
2014 TOTALS	16		30	31	96.8	53	50	50	100.0	0	140	11-5	





2015 GAME-BY-GAME REGULAR SEASON STATISTICS (COLTS)

DATE	OPPONENT	FGM	FIELD GOALS			LG	XP	EXTRA POINTS			PTS	W/L	SCORE
			FGA	PCT	PCT			XPA	PCT	BLK			
09/13	at Bills	P	0	1	0.0	0	0	0	0.0	0	0	L	14-27
09/21	Jets	P	0	1	0.0	0	1	1	100.0	0	1	L	7-20
09/27	at Titans	P	0	0	0.0	0	5	5	100.0	0	5	W	35-33
10/04	Jaguars	P	3	3	100.0	54	1	1	100.0	0	10	W	16-13+
10/08	at Texans	P	2	2	100.0	48	3	3	100.0	0	9	W	27-20
10/18	Patriots	P	0	0	0.0	0	3	4	75.0	1	3	L	27-34
10/25	Saints	P	0	0	0.0	0	3	3	100.0	0	3	L	21-27
11/02	at Panthers	P	4	4	100.0	50	2	2	100.0	0	14	L	26-29+
11/08	Broncos	P	2	2	100.0	55	3	3	100.0	0	9	W	27-24
11/22	at Falcons	P	1	1	100.0	43	3	3	100.0	0	6	W	24-21
11/29	Buccaneers	P	4	4	100.0	49	1	2	50.0	0	13	W	25-12
12/06	at Steelers	P	1	1	100.0	35	1	1	100.0	0	4	L	10-45
12/13	at Jaguars	P	3	3	100.0	32	1	1	100.0	0	10	L	16-51
12/20	Texans	P	1	1	100.0	29	1	1	100.0	0	4	L	10-16
12/27	at Dolphins	P	1	1	100.0	38	1	2	50.0	0	4	W	18-12
01/03	Titans	P	3	3	100.0	52	3	3	100.0	0	12	W	30-24
2015 TOTALS	16	25	27	92.6	55	32	35	91.4	1	107	8-8		

+ - Overtime

2016 GAME-BY-GAME REGULAR SEASON STATISTICS (COLTS)

DATE	OPPONENT	FGM	FIELD GOALS			LG	XP	EXTRA POINTS			PTS	W/L	SCORE
			FGA	PCT	PCT			XPA	PCT	BLK			
09/11	Lions	P	2	2	100.0	50	3	3	100.0	0	9	L	35-39
09/18	at Broncos	P	2	2	100.0	52	2	2	100.0	0	8	L	20-34
09/25	Chargers	P	2	2	100.0	38	2	2	100.0	0	8	W	26-22
10/02	at Jaguars	P	2	2	100.0	53	3	3	100.0	0	9	L	27-30
10/09	Bears	P	5	5	100.0	54	2	2	100.0	0	17	W	29-23
10/16	at Texans	P	3	3	100.0	41	2	2	100.0	0	11	L	23-26+
10/23	at Titans	P	2	2	100.0	33	4	4	100.0	0	10	W	34-26
10/30	Chiefs	P	0	0	0.0	0	2	2	100.0	0	2	L	14-30
11/06	at Packers	P	1	1	100.0	28	4	4	100.0	0	7	W	31-26
11/20	Titans	P	1	2	50.0	49	3	3	100.0	0	6	W	24-17
11/24	Steelers	P	0	1	0.0	0	1	1	100.0	0	1	L	7-28
12/05	at Jets	P	2	2	100.0	53	5	5	100.0	0	11	W	41-10
12/11	Texans	P	1	2	50.0	32	2	2	100.0	0	5	L	17-22
12/18	at Vikings	P	2	2	100.0	50	4	4	100.0	0	10	W	34-6
12/24	at Raiders	P	1	1	100.0	42	2	2	100.0	0	5	L	25-33
01/01	Jaguars	P	1	2	50.0	45	3	3	100.0	0	6	W	24-20
2016 TOTALS	16	27	31	87.1	54	44	44	100.0	0	125	8-8		

+ - Overtime

2017 GAME-BY-GAME REGULAR SEASON STATISTICS (COLTS)

DATE	OPPONENT	FGM	FIELD GOALS			LG	XP	EXTRA POINTS			PTS	W/L	SCORE
			FGA	PCT	PCT			XPA	PCT	BLK			
09/10	at Rams	P	1	2	50.0	20	0	1	0.0	0	3	L	9-46
09/17	Cardinals	P	2	2	100.0	46	1	1	100.0	0	7	L	13-16+
09/24	Browns	P	1	1	100.0	33	4	4	100.0	0	7	W	31-28
10/01	at Seahawks	P	1	1	100.0	40	1	1	100.0	0	4	L	18-46
10/08	49ers	P	4	4	100.0	52	2	2	100.0	0	14	W	26-23+
10/16	at Titans	P	3	3	100.0	52	1	2	50.0	0	10	L	22-36
10/22	Jaguars											L	0-27
10/29	at Bengals	P	3	3	100.0	33	2	2	100.0	0	11	L	23-24
11/05	at Texans	P	2	2	100.0	53	2	2	100.0	0	8	W	20-14
11/12	Steelers	P	1	1	100.0	48	2	2	100.0	0	5	L	17-20
11/26	Titans	P	3	3	100.0	42	1	1	100.0	0	10	L	16-20
12/03	at Jaguars	P	1	1	100.0	27	1	1	100.0	0	4	L	10-30
12/10	at Bills	P	0	2	0.0	0	1	1	100.0	0	1	L	7-13+
12/14	Broncos	P	2	2	100.0	45	1	1	100.0	0	7	L	13-25
12/23	at Ravens	P	3	5	60.0	48	1	1	100.0	0	10	L	16-23
12/31	Texans	P	2	2	100.0	54	2	2	100.0	0	8	W	22-13
2017 TOTALS	15	29	34	85.3	54	22	24	91.7	0	109	4-12		

+ - Overtime





2018 GAME-BY-GAME REGULAR SEASON STATISTICS (COLTS)

DATE	OPPONENT	P	FIELD GOALS				EXTRA POINTS				PTS	W/L	SCORE
			FGM	FGA	PCT	LG	XP	XPA	PCT	BLK			
09/09	Bengals	P	3	4	75.0	51	2	2	100.0	0	11	L	23-34
09/16	at Redskins	P	0	0	0.0	0	3	3	100.0	0	3	W	21-9
09/23	at Eagles	P	3	3	100.0	35	1	1	100.0	0	10	L	16-20
09/30	Texans	P	2	2	100.0	44	2	2	100.0	0	8	L	34-37+
10/04	at Patriots	P	1	2	50.0	54	3	3	100.0	0	6	L	24-38
10/14	at Jets	P	2	2	100.0	31	4	4	100.0	0	10	L	34-42
10/21	Bills	P	1	1	100.0	36	2	4	50.0	0	5	W	37-5
10/28	at Raiders	P	2	2	100.0	26	4	4	100.0	0	10	W	42-28
11/11	Jaguars	P	0	1	0.0	0	3	3	100.0	0	3	W	29-26
11/18	Titans	P	1	1	100.0	22	5	5	100.0	0	8	W	38-10
11/25	Dolphins	P	2	3	66.7	46	3	3	100.0	0	9	W	27-24
12/02	at Jaguars	P	0	0	0.0	0	0	0	0.0	0	0	L	0-6
12/09	at Texans	P	1	1	100.0	54	3	3	100.0	0	6	W	24-21
12/16	Cowboys	P	3	3	100.0	44	2	2	100.0	0	11	W	23-0
12/23	Giants	P	0	0	0.0	0	4	4	100.0	0	4	W	28-27
12/30	at Titans	P	2	2	100.0	53	3	4	75.0	0	9	W	33-17
2018 TOTALS	16		23	27	85.2	54	44	47	93.6	0	113	10-6	

+ - Overtime

1996 GAME-BY-GAME POSTSEASON STATISTICS (PATRIOTS)

DATE	OPPONENT	S	FIELD GOALS				EXTRA POINTS				PTS	W/L	SCORE
			FGM	FGA	PCT	LG	XP	XPA	PCT	BLK			
01/05	Steelers	S	0	0	0.0	0	4	4	100.0	0	4	W	28-3
01/12	Jaguars	S	2	3	66.7	29	2	2	100.0	0	8	W	20-6
01/26	Packers	S	0	0	0.0	0	3	3	100.0	0	3	L	21-44
1996 TOTALS	3		2	3	66.7	29	9	9	100.0	0	15	2-1	

1997 GAME-BY-GAME POSTSEASON STATISTICS (PATRIOTS)

DATE	OPPONENT	S	FIELD GOALS				EXTRA POINTS				PTS	W/L	SCORE
			FGM	FGA	PCT	LG	XP	XPA	PCT	BLK			
12/28	Dolphins	S	1	3	33.3	22	2	2	100.0	0	5	W	17-3
01/03	at Steelers	S	2	2	100.0	46	0	0	0.0	0	6	L	6-7
1997 TOTALS	2		3	5	60.0	46	2	2	100.0	0	11	1-1	

1998 GAME-BY-GAME POSTSEASON STATISTICS (PATRIOTS)

DATE	OPPONENT	S	FIELD GOALS				EXTRA POINTS				PTS	W/L	SCORE
			FGM	FGA	PCT	LG	XP	XPA	PCT	BLK			
01/03	at Jaguars	S	1	1	100.0	27	1	1	100.0	0	4	L	10-25
1998 TOTALS	1		1	1	100.0	27	1	1	100.0	0	4	0-1	

2001 GAME-BY-GAME POSTSEASON STATISTICS (PATRIOTS)

DATE	OPPONENT	P	FIELD GOALS				EXTRA POINTS				PTS	W/L	SCORE
			FGM	FGA	PCT	LG	XP	XPA	PCT	BLK			
01/19	Raiders	P	3	3	100.0	45	1	1	100.0	0	10	W	16-13+
01/27	at Steelers	P	1	2	50.0	44	3	3	100.0	0	6	W	24-17
02/03	Rams	P	2	2	100.0	48	2	2	100.0	0	8	W	20-17
2001 TOTALS	3		6	7	85.7	48	6	6	100.0	0	24	3-0	

+ - Overtime

2003 GAME-BY-GAME POSTSEASON STATISTICS (PATRIOTS)

DATE	OPPONENT	P	FIELD GOALS				EXTRA POINTS				PTS	W/L	SCORE
			FGM	FGA	PCT	LG	XP	XPA	PCT	BLK			
01/10	Titans	P	1	2	50.0	46	2	2	100.0	0	5	W	17-14
01/18	Colts	P	5	5	100.0	34	1	1	100.0	0	16	W	24-14
02/01	Panthers	P	1	3	33.3	41	3	3	100.0	0	6	W	23-29
2003 TOTALS	3		7	10	70.0	46	6	6	100.0	0	27	3-0	





2004 GAME-BY-GAME POSTSEASON STATISTICS (PATRIOTS)

DATE OPPONENT	FGM	FIELD GOALS			LG	XP	EXTRA POINTS			PTS	W/L	SCORE
		FGA	PCT				XPA	PCT	BLK			
01/16 Colts P	2	2	100.0	31	2	2	100.0	0	8	W	20-3	
01/23 at Steelers P	2	2	100.0	48	5	5	100.0	0	11	W	41-27	
02/06 at Eagles P	1	1	100.0	22	3	3	100.0	0	6	W	24-21	
2004 TOTALS	3	5	5	100.0	48	10	10	100.0	0	25	3-0	

2005 GAME-BY-GAME POSTSEASON STATISTICS (PATRIOTS)

DATE OPPONENT	FGM	FIELD GOALS			LG	XP	EXTRA POINTS			PTS	W/L	SCORE
		FGA	PCT				XPA	PCT	BLK			
01/07 Jaguars P	0	0	0.0	0	4	4	100.0	0	4	W	28-3	
01/14 at Broncos P	2	3	66.7	40	1	1	100.0	0	7	L	13-27	
2005 TOTALS	2	2	3	66.7	40	5	5	100.0	0	11	1-1	

2006 GAME-BY-GAME POSTSEASON STATISTICS (COLTS)

DATE OPPONENT	FGM	FIELD GOALS			LG	XP	EXTRA POINTS			PTS	W/L	SCORE
		FGA	PCT				XPA	PCT	BLK			
01/06 Chiefs P	3	3	100.0	50	2	2	100.0	0	11	W	23-8	
01/13 at Ravens P	5	5	100.0	51	0	0	0.0	0	15	W	15-6	
01/21 Patriots P	3	3	100.0	42	3	3	100.0	0	12	W	38-34	
02/04 at Bears P	3	4	75.0	29	2	2	100.0	0	11	W	29-17	
2006 TOTALS	4	14	15	93.3	51	7	7	100.0	0	49	4-0	

2007 GAME-BY-GAME POSTSEASON STATISTICS (COLTS)

DATE OPPONENT	FGM	FIELD GOALS			LG	XP	EXTRA POINTS			PTS	W/L	SCORE
		FGA	PCT				XPA	PCT	BLK			
01/13 Chargers P	1	1	100.0	46	3	3	100.0	0	6	L	24-28	
2007 TOTALS	1	1	1	100.0	46	3	3	100.0	0	6	0-1	

2008 GAME-BY-GAME POSTSEASON STATISTICS (COLTS)

DATE OPPONENT	FGM	FIELD GOALS			LG	XP	EXTRA POINTS			PTS	W/L	SCORE
		FGA	PCT				XPA	PCT	BLK			
01/03 at Chargers P	1	1	100.0	43	2	2	100.0	0	5	L	17-23-	
2008 TOTALS	1	1	1	100.0	43	2	2	100.0	0	5	0-1	

+- Overtime

2009 GAME-BY-GAME POSTSEASON STATISTICS (COLTS)

DATE OPPONENT	FGM	FIELD GOALS			LG	XP	EXTRA POINTS			PTS	W/L	SCORE
		FGA	PCT				XPA	PCT	BLK			
01/16 Ravens					INACTIVE					W	20-3	
01/24 Jets					INACTIVE					W	30-17	
02/07 Saints					INACTIVE					L	17-31	
2009 TOTALS	0	0	0	0.0	0	0	0	0.0	0	0	2-1	

2010 GAME-BY-GAME POSTSEASON STATISTICS (COLTS)

DATE OPPONENT	FGM	FIELD GOALS			LG	XP	EXTRA POINTS			PTS	W/L	SCORE
		FGA	PCT				XPA	PCT	BLK			
01/08 Jets P	3	3	100.0	50	1	1	100.0	0	10	L	16-17	
2010 TOTALS	1	3	3	100.0	50	1	1	100.0	0	10	0-1	

2012 GAME-BY-GAME POSTSEASON STATISTICS (COLTS)

DATE OPPONENT	FGM	FIELD GOALS			LG	XP	EXTRA POINTS			PTS	W/L	SCORE
		FGA	PCT				XPA	PCT	BLK			
01/06 at Ravens P	3	4	75.0	52	0	0	0.0	0	9	L	9-24	
2012 TOTALS	1	3	4	75.0	52	0	0	0.0	0	9	0-1	

2013 GAME-BY-GAME POSTSEASON STATISTICS (COLTS)

DATE OPPONENT	FGM	FIELD GOALS			LG	XP	EXTRA POINTS			PTS	W/L	SCORE
		FGA	PCT				XPA	PCT	BLK			
01/04 Chiefs P	1	1	100.0	37	6	6	100.0	0	9	W	45-44	
01/11 at Patriots P	2	2	100.0	36	2	2	100.0	0	8	L	22-43	
2013 TOTALS	2	3	3	100.0	37	8	8	100.0	0	17	1-1	





(vin-uh-TARE-ee)



2014 GAME-BY-GAME POSTSEASON STATISTICS (COLTS)

DATE OPPONENT	FGM	FIELD GOALS			LG	XP	EXTRA POINTS			PTS	W/L	SCORE
		FGA	PCT				XPA	PCT	BLK			
01/04 Bengals P	4	4	100.0	53	2	2	100.0	0	14	W	26-10	
01/11 at Broncos P	1	2	50.0	30	3	3	100.0	0	6	W	24-13	
01/18 at Patriots P	0	1	0.0	0	1	1	100.0	0	1	L	7-45	
2014 TOTALS	3	5	7	71.4	53	6	6	100.0	0	21	2-1	

2018 GAME-BY-GAME POSTSEASON STATISTICS (COLTS)

DATE OPPONENT	FGM	FIELD GOALS			LG	XP	EXTRA POINTS			PTS	W/L	SCORE
		FGA	PCT				XPA	PCT	BLK			
01/05 at Texans P	0	0	0.0	0	3	3	100.0	0	3	W	21-7	
01/12 at Chiefs P	0	1	0.0	0	1	2	50.0	0	1	L	13-31	
2018 TOTALS	2	0	1	0.0	0	4	5	80.0	0	4	1-1	



50 ANTHONY WALKER

LINEBACKER



6-1 • 230

NFL EXP: 3 (3rd Year with Colts)

BORN: 8/8/95



NORTHWESTERN



Walker was selected by the Colts in the fifth round (161st overall) of the 2017 NFL Draft.

DOWN THE STRETCH

Favorite team and/or athlete outside of football: Dwyane Wade

Favorite musician and/or song: Phil Collins - "In The Air Tonight"

Hobbies outside of football: Video games and Netflix.

What is something interesting about you that most people may not know: I ran track and made it to the Junior Olympics every year. I placed in the 400 meters as well.

Favorite food: Chicken

Favorite vacation spot: Cancun

If you could have lunch with three people, living or dead, who would they be: Dwyane Wade, Jay-Z and Malcolm X

Favorite movie: "Remember The Titans" or "Friday Night Lights"

What's the one thing you couldn't live without: My phone

Pregame ritual: I get to the stadium early. I do stuff as far as taking care of my body. I have to play "Go Crazy" by Young Jeezy when I take my lap around the field. I do my stretching routine and then come back and try to get my mind right.

What's on your bucket list: I want to take my family on a 50-day around the world expedition.

Did you have a "Welcome to the NFL" moment: Yeah, I would say during camp in 2017 and I was in coverage when we had a joint practice with the Lions. Matt Stafford's center got pushed right into him and he was on one foot and side armed a dig route perfectly. I was like, "Did anybody see that?" Everybody said that was normal.

Karaoke song: John Legend - "So High"

Pet peeve: Getting woken up from my sleep.

50 ANTHONY WALKER

LINEBACKER



HE'S HEATING UP

Following his rookie season with the Colts in 2017, Walker returned to his hometown of Miami, where he spent a month as an intern for the Miami Heat, learning about the business operations side of professional sports. "For me, it's about trying to get the other side of sports," Walker said. "Football's going to end for me at some point. I want to be able to use the networks I have now to help me in the future for when I do need to find something else to do with my life." Walker got connected with the team by contacting Heat assistant coach Chris Quinn. Quinn previously worked as director of player development at Northwestern, where Walker studied business management and played his college football.



JERSEY RETIREMENT

Walker went back home to Monsignor Pace High School in South Florida this past year to see his jersey get retired. He played at Pace from 2009-2012, before heading to Northwestern and eventually the NFL. He became the seventh player from Pace to have their jersey retired. He also ended up donating \$5,000 to the football program.



NFL HIGHLIGHTS

- Played in 25 games (16 starts) in two seasons and registered 123 tackles (76 solo), 11.0 tackles for loss, 1.0 sack, one interception, four passes defended and one fumble recovery. Also has four special teams tackles and one blocked punt.
- Appeared in 15 games (14 starts) in 2018 and totaled 104 tackles (68 solo), 10.0 tackles for loss, 1.0 sack, one interception, four passes defended and one fumble recovery. In Week 13, he led the team in tackles (nine) and had his first career fumble recovery. Started two postseason games and had 13 tackles (eight solo) and 1.0 tackle for loss.
- Played in 10 games (two starts) in his 2017 rookie season and registered 19 tackles (eight solo) and 1.0 tackle for loss. Also finished with three special teams tackles and one blocked punt.

COLLEGE HIGHLIGHTS

- Started 33-of-38 career games in three seasons at Northwestern and totaled 278 tackles (155 solo), 39.5 tackles for loss, 7.5 sacks, six forced fumbles, six fumble recoveries, four interceptions (one returned for a touchdown) and 12 passes defended.
- In 2016, was named to the Walter Camp, Bednarik, Nagurski and Butkus award watch lists prior to the season.

BRINGING THE GAME TO LIFE

Walker is trying to take his game to another level any way he can. One way he works on the mental side of the game is playing Madden. "When I am playing I am playing like I am actually calling the defense out. My dad is an offensive coordinator so I learned a lot from him and playing offense. It helps me diversify my game and when we play I am coming for the kill." He says playing middle linebacker has enhanced his Madden skill.



MADDEN

COLLEGE HIGHLIGHTS CONT...

- Started all 13 games and totaled 105 tackles (62 solo), the second most on the team in 2016. Recorded 10.0 tackles for loss, 2.0 sacks, four forced fumbles, two fumble recoveries, one interception and five passes defended.
- Earned Second Team All-Big Ten honors from the conference's coaches.
- In 2015, started all 13 games and finished with 122 tackles (64 solo), 20.5 tackles for loss, 4.0 sacks, one forced fumble, three fumble recoveries, one interception and four passes defended. Finished third in the Big Ten in tackles.
- Earned All-America honors from The Associated Press and *Sports Illustrated*.
- His 122 tackles rank third in single-season Northwestern history and his 20.5 tackles for loss ranked as the fourth best in the nation.
- Was a consensus First Team All-Big Ten honoree.
- Played in all 12 games (seven starts) in 2014 as a redshirt freshman. Collected 51 tackles (29 solo), 9.0 tackles for loss, 1.5 sacks, one forced fumble, one fumble recovery, two interceptions (one returned for a touchdown) and three passes defended.
- Redshirted as a true freshman in 2013.

PERSONAL

- Attended Monsignor Edward Pace in Miami, where he played linebacker, wide receiver and defensive back in three years of varsity action.
- Was a two-time all-state honoree, earning first-team honors in 2012, and twice earned first-team all-conference distinction.
- Participated in the 2012 Nike Dade vs. Florida game.
- Finished with 200 tackles, eight interceptions, six fumble recoveries and five forced fumbles.
- Averaged 14.0 yards per catch as a wide receiver and had four touchdown receptions.
- Was a member of the National Honor Society.
- Majored in learning and organizational change.



@_AWALKJR



@_AWALKERJR

50

ANTHONY WALKER

LINEBACKER



ANTHONY WALKER - NFL REGULAR SEASON STATISTICS

DATE	TEAM	GP	GS	TACKLES							INTERCEPTIONS					FUMBLES			ST				MISC			
				TK	S	A	TFL	YDS	SK	YDS	QBH	NO	YDS	LG	TD	PD	FF	FR	YDS	TK	S	A	FF	FR	S	A
2017	Colts	10	2	19	8	11	1	4	0.0	0.0	0	0	0	0	0	0	0	0	0	3	0	0	0	0	0	0
2018	Colts	15	14	104	68	36	10	15	1.0	6.0	2	1	11	11	0	4	0	1	0	1	1	0	0	0	0	
TOTALS		25	16	123	76	47	11	19	1.0	6.0	2	1	11	11	0	4	0	1	0	4	4	0	0	0	0	

ANTHONY WALKER - NFL POSTSEASON STATISTICS

DATE	TEAM	GP	GS	TACKLES							INTERCEPTIONS					FUMBLES			ST				MISC		
				TK	S	A	TFL	YDS	SK	YDS	QBH	NO	YDS	LG	TD	PD	FF	FR	YDS	TK	S	A	FF	FR	S
2017	Colts	2	2	12	7	5	1	1	0.0	0.0	0	0	0	0	0	0	0	0	0	0	0	0	0	0	0
TOTALS		2	2	12	7	5	1	1	0.0	0.0	0	0	0	0	0	0	0	0	0	0	0	0	0	0	

SINGLE-GAME HIGHS: DEFENSIVE

- Total Tackles** 11 at Houston Texans, Dec 09, 2018
10 at Jacksonville Jaguars, Dec 02, 2018
...2 more at 10.
- Tackles For Loss** 2 vs. Miami Dolphins, Nov 25, 2018
...1 more at 2.
- Sacks** 1.0 vs. Houston Texans, Sep 30, 2018
- Interceptions** 1 at Philadelphia Eagles, Sep 23, 2018
- Passes Defensed** 1 at Houston Texans, Dec 09, 2018
...3 more at 1.
- Interception Return Yards** 11 at Philadelphia Eagles, Sep 23, 2018
- Fumble Recoveries** 1 at Jacksonville Jaguars, Dec 02, 2018
- Special Teams Tackles** 1 vs. Dallas Cowboys, Dec 16, 2018
...3 more at 1.

SINGLE-GAME HIGHS - POSTSEASON: DEFENSIVE

- Total Tackles** 7 at Kansas City Chiefs, Jan 12, 2019
6 at Houston Texans, Jan 05, 2019
- Tackles For Loss** 1 at Kansas City Chiefs, Jan 12, 2019

2017 GAME-BY-GAME REGULAR SEASON STATISTICS (COLTS)

DATE	OPPONENT	P	TACKLES							INTERCEPTIONS					FUMBLES			ST				MISC			SCORE			
			TK	S	A	SK	YDS	TFL	YDS	QBH	NO	YDS	LG	TD	PD	FF	FR	YDS	TK	S	A	FF	FR	S		A	W/L	
09/10	at Rams	P	0	0	0	0.0	0.0	0	0	0	0	0	0	0	0	0	0	0	0	0	0	0	0	0	0	L	9-46	
09/17	Cardinals																									L	13-16+	
09/24	Browns																									W	31-28	
10/01	at Seahawks																									L	18-46	
10/08	49ers	P	0	0	0	0.0	0.0	0	0	0	0	0	0	0	0	0	0	0	0	0	0	0	0	0	0	W	26-23+	
10/16	at Titans																									L	22-36	
10/22	Jaguars																									L	0-27	
10/29	at Bengals																									L	23-24	
11/05	at Texans	P	0	0	0	0.0	0.0	0	0	0	0	0	0	0	0	0	0	0	0	0	0	0	0	0	0	W	20-14	
11/12	Steelers	P	0	0	0	0.0	0.0	0	0	0	0	0	0	0	0	0	0	0	0	0	0	0	0	0	0	L	17-20	
11/26	Titans	P	0	0	0	0.0	0.0	0	0	0	0	0	0	0	0	0	0	0	0	0	0	0	0	0	0	L	16-20	
12/03	at Jaguars	P	0	0	0	0.0	0.0	0	0	0	0	0	0	0	0	0	0	0	0	0	0	0	0	0	0	L	10-30	
12/10	at Bills	P	0	0	0	0.0	0.0	0	0	0	0	0	0	0	0	0	0	0	0	0	0	0	0	0	0	L	7-13+	
12/14	Broncos	P	4	0	4	0.0	0.0	0	0	0	0	0	0	0	0	0	0	0	0	0	0	0	0	0	0	L	13-25	
12/23	at Ravens	S	9	6	3	0.0	0.0	1	4	0	0	0	0	0	0	0	0	0	0	0	0	0	0	0	0	L	16-23	
12/31	Texans	S	6	2	4	0.0	0.0	0	0	0	0	0	0	0	0	0	0	0	0	0	0	0	0	0	0	W	22-13	
2017 TOTALS		10-2	19	8	11	0.0	0.0	1	4	0	0	0	0	0	0	0	0	0	0	3	3	0	0	0	0	0	0	4-12

+ - Overtime



@_AWALKJR



@_AWALKERJR

50

ANTHONY WALKER

LINEBACKER



2018 GAME-BY-GAME REGULAR SEASON STATISTICS (COLTS)

DATE	OPPONENT	P	TACKLES							INTERCEPTIONS					FUMBLES			ST				MISC			SCORE			
			TK	S	A	SK	YDS	TFL	YDS	QBH	NO	YDS	LG	TD	PD	FF	FR	YDS	TK	S	A	FF	FR	S		A	W/L	
09/09	Bengals	P	5	5	0	0.0	0.0	0	0	1	0	0	0	0	0	0	0	0	0	0	0	0	0	0	0	L	23-34	
09/16	at Redskins	S	9	4	5	0.0	0.0	1	0	0	0	0	0	0	0	0	0	0	0	0	0	0	0	0	0	W	21-9	
09/23	at Eagles	S	9	7	2	0.0	0.0	0	0	0	1	11	11	0	1	0	0	0	0	0	0	0	0	0	0	L	16-20	
09/30	Texans	S	10	9	1	1.0	6.0	2	6	1	0	0	0	0	0	0	0	0	0	0	0	0	0	0	0	L	34-37+	
10/04	at Patriots	S	3	1	2	0.0	0.0	0	0	0	0	0	0	0	0	0	0	0	0	0	0	0	0	0	0	L	24-38	
10/14	at Jets	S	6	4	2	0.0	0.0	1	1	1	0	0	0	0	0	1	0	0	0	0	0	0	0	0	0	L	34-42	
10/21	Bills	S	5	1	4	0.0	0.0	1	0	0	0	0	0	0	0	0	0	0	0	0	0	0	0	0	0	W	37-5	
10/28	at Raiders	S	6	2	4	0.0	0.0	0	0	0	0	0	0	0	0	0	0	0	0	0	0	0	0	0	0	W	42-28	
11/11	Jaguars	S	10	7	3	0.0	0.0	1	0	0	0	0	0	0	0	0	0	0	0	0	0	0	0	0	0	W	29-26	
11/18	Titans	S	4	4	0	0.0	0.0	1	1	0	0	0	0	0	0	0	0	0	0	0	0	0	0	0	0	W	38-10	
11/25	Dolphins	S	9	8	1	0.0	0.0	2	4	0	0	0	0	0	1	0	0	0	0	0	0	0	0	0	0	W	27-24	
12/02	at Jaguars	S	10	4	6	0.0	0.0	0	0	0	0	0	0	0	0	1	0	0	0	0	0	0	0	0	0	L	0-6	
12/09	at Texans	S	11	7	4	0.0	0.0	1	3	0	0	0	0	0	1	0	0	0	0	0	0	0	0	0	0	W	24-21	
12/16	Cowboys	S	5	4	1	0.0	0.0	0	0	0	0	0	0	0	0	0	0	0	0	0	0	0	0	0	0	W	23-0	
12/23	Giants										INACTIVE															W	28-27	
12/30	at Titans	S	2	1	1	0.0	0.0	0	0	0	0	0	0	0	0	0	0	0	0	0	0	0	0	0	0	0	W	33-17
2018 TOTALS			15-14	104	68	36	1.0	6.0	10	15	2	1	11	11	0	4	0	1	0	1	1	0	0	0	0	0	10-6	

+ - Overtime

2018 GAME-BY-GAME POSTSEASON STATISTICS (COLTS)

DATE	OPPONENT	P	TACKLES							INTERCEPTIONS					FUMBLES			ST				MISC			SCORE			
			TK	S	A	SK	YDS	TFL	YDS	QBH	NO	YDS	LG	TD	PD	FF	FR	YDS	TK	S	A	FF	FR	S		A	W/L	
01/05	at Texans	S	6	2	4	0.0	0.0	0	0	0	0	0	0	0	0	0	0	0	0	0	0	0	0	0	0	0	W	21-7
01/12	at Chiefs	S	6	5	1	0.0	0.0	1	1	0	0	0	0	0	0	0	0	0	0	0	0	0	0	0	0	0	L	13-31
2018 TOTALS			2-2	12	7	5	0.0	0.0	1	1	0	0	0	0	0	0	0	0	0	0	0	0	0	0	0	0	1-1	

5

PHILLIP WALKER

QUARTERBACK



5-11 • 212

NFL EXP: 1 (2nd Year with Colts)

BORN: 2/26/95



TEMPLE



Walker was originally signed by the Colts as an undrafted free agent on May 3, 2017.

DOWN THE STRETCH

Pregame ritual: I turn Drake and Meek Mill on. I talk to my mother and then I'm good.

What is on your bucket list: I want to go skydiving.

Pets: I have a Morkie named Jersey.

Hidden talents: Ping Pong

Who has inspired you: My older cousin who has recently passed away. He was the one who pretty much guided me through all of this. He played at Purdue for two years.

Who are your mentors: I have a huge supporter back at home. He is a police officer named Lamar Boone. He has been in my corner since sophomore year of high school and has helped me through this whole process. We grew up in the same neighborhood. He played basketball at Martell State and from there I have just seen him around and when I got older we started to communicate more and more. Then he was in my corner from freshman year of high school and going all the way up through college and now still to this day. He shows me the way to do pretty much everything. He still lives in New Jersey and would be at all of my college games.

Nicknames: PJ

Favorite TV show: "Martin"

Hobbies off the field: I like to play basketball.

Strangest food you enjoy: Baked beans overtop macaroni salad.

@PJWALKER_8

@PJWALKER11



NFL HIGHLIGHTS

- Spent time on the Colts practice squad during the 2018 season.
- Spent his 2017 rookie season on the Colts practice squad.

COLLEGE HIGHLIGHTS

- Started 47-of-49 games at Temple and finished as the school's all-time leader in passing attempts (1,410), completions (803), passing yards (10,273), touchdown passes (72) and total offense (11,100).
- Became just the first Owls quarterback to lead his team to multiple bowl games.
- Finished his career with 342 carries for 763 yards and nine touchdowns.
- Started all 14 games in 2016 and completed 230-of-395 passes for 3,295 yards with 22 touchdowns.
- In 2015, started all 14 games and completed 245-of-432 passes for 2,972 yards with 19 touchdowns. Was the only offensive player and one of three Owls overall to start every game that season.
- Started all 12 games in 2014 and completed 203-of-381 passes for 2,317 yards with 13 touchdowns.
- As a true freshman in 2013, played in nine games (seven starts) and completed 152-of-250 passes for 2,084 yards and 20 touchdowns. Was named an All-Freshman Team honorable mention selection by *College Football News*.

PERSONAL

- Attended Elizabeth (N.J.) High School where he was a four-year starter and helped his the team win the 2012 state title.
- Was the 2012 *Newark-Star Ledger* State Offensive Player of the Year.
- As a junior, was one of the state's most accurate passers as he went 120-of-189 passing (63.5 percent) for 2,168 yards and 18 touchdowns.
- Participated in the North-South Game.
- Also played basketball and his team reached the 2012 Group 4 final.
- A native of Elizabeth, N.J.

ADDITIONAL TRANSACTIONS

- Signed a reserve/future contract with the Colts on January 13, 2019.
- Signed to the Colts practice squad on December 29, 2018.
- Released from the Indianapolis practice squad on December 26, 2018.
- Signed to the Colts practice squad on December 7, 2018.
- Released from the Indianapolis practice squad on December 5, 2018.
- Signed to the Colts practice squad on December 1, 2018.
- Released from the Indianapolis practice squad on November 30, 2018.
- Signed to the Colts practice squad on November 23, 2018.
- Released from the Indianapolis practice squad on November 21, 2018.
- Signed to the Colts practice squad on November 16, 2018.
- Released from the Indianapolis practice squad on November 15, 2018.
- Signed to the Colts practice squad on October 26, 2018.
- Released from the Indianapolis practice squad on October 24, 2018.
- Signed to the Colts practice squad on October 20, 2018.
- Released from the Indianapolis practice squad on October 16, 2018.
- Signed to the Colts practice squad on September 22, 2018.
- Released from the Indianapolis practice squad on September 19, 2018.
- Signed to the Colts practice squad on September 2, 2018.
- Waived by Indianapolis on September 1, 2018.
- Signed a reserve/future contract with the Colts on January 1, 2018.
- Signed to the Indianapolis practice squad on September 3, 2017.
- Waived by the Colts on September 2, 2017.
- Signed by Indianapolis as a undrafted free agent on May 4, 2017.

PHILLIP WALKER - NFL REGULAR SEASON STATISTICS

DATE TEAM	GP	GS	ATT.	CMP.	PCT.	YDS	AVG.	TD	INT.	LG	SK	LST	RATE
2017 Colts	0	0	0	0	0.0	0	0.0	0	0	0	0	0	0.0
2018 Colts	0	0	0	0	0.0	0	0.0	0	0	0	0	0	0.0
TOTALS	0	0	0	0	0.0	0	0.0	0	0	0	0	0	0.0

PHILLIP WALKER - NFL POSTSEASON STATISTICS

DATE TEAM	GP	GS	ATT.	CMP.	PCT.	YDS	AVG.	TD	INT.	LG	SK	LST	RATE
2018 Colts	0	0	0	0	0.0	0	0.0	0	0	0	0	0	0.0
TOTALS	0	0	0	0	0.0	0	0.0	0	0	0	0	0	0.0

PHILLIP WALKER - NFL REGULAR SEASON STATISTICS

DATE TEAM	NO.	YDS.	AVG.	LG	TD
2017 Colts	0	0	0.0	0	0
2018 Colts	0	0	0.0	0	0
TOTALS	0	0	0.0	0	0



5

PHILLIP WALKER

QUARTERBACK



PHILLIP WALKER - NFL POSTSEASON STATISTICS

DATE	TEAM	NO.	YDS.	AVG.	LG	TD
2018	Colts	0	0	0.0	0	0
TOTALS		0	0	0.0	0	0

2017 GAME-BY-GAME REGULAR SEASON STATISTICS (COLTS)

DATE	OPPONENT	P/S	PASSING											RUSHING			TD	W/L	SCORE								
			ATT	CMP	YDS	PCT	Y/A	Y/C	TD	INT	LG	SK/YD	RATE	ATT	YDS	LG											
09/10	at Rams																						L	9-46			
09/17	Cardinals																						L	13-16+			
09/24	Browns																						W	31-28			
10/01	at Seahawks																						L	18-46			
10/08	49ers																						W	26-23+			
10/16	at Titans																						L	22-36			
10/22	Jaguars																						L	0-27			
11/05	at Texans																						W	20-14			
11/12	Steelers																						L	17-20			
11/26	Titans																						L	16-20			
12/03	at Jaguars																						L	10-30			
12/10	at Bills																						L	7-13+			
12/14	Broncos																						L	13-25			
12/23	at Ravens																						L	16-23			
12/31	Texans																						W	22-13			
2017 TOTALS		0-0	0	0	0	0.0	0.0	0.0	0	0	0	0/0	0.0	0	0	0	0	0	0	0	0	0	0	0	0	0	4-11

+ - Overtime

2018 GAME-BY-GAME REGULAR SEASON STATISTICS (COLTS)

DATE	OPPONENT	P/S	PASSING											RUSHING			TD	W/L	SCORE								
			ATT	CMP	YDS	PCT	Y/A	Y/C	TD	INT	LG	SK/YD	RATE	ATT	YDS	LG											
09/09	Bengals																						L	23-34			
09/16	at Redskins																						W	21-9			
09/23	at Eagles																						L	16-20			
09/30	Texans																						L	34-37+			
10/04	at Patriots																						L	24-38			
10/14	at Jets																						L	34-42			
10/21	Bills																						W	37-5			
10/28	at Raiders																						W	42-28			
11/11	Jaguars																						W	29-26			
11/18	Titans																						W	38-10			
11/25	Dolphins																						W	27-24			
12/02	at Jaguars																						L	0-6			
12/09	at Texans																						W	24-21			
12/16	Cowboys																						W	23-0			
12/23	Giants																						W	28-27			
12/30	at Titans																						W	33-17			
2018 TOTALS		0-0	0	0	0	0.0	0.0	0.0	0	0	0	0/0	0.0	0	0	0	0	0	0	0	0	0	0	0	0	0	10-6

+ - Overtime

2018 GAME-BY-GAME POSTSEASON STATISTICS (COLTS)

DATE	OPPONENT	P/S	PASSING											RUSHING			TD	W/L	SCORE							
			ATT	CMP	YDS	PCT	Y/A	Y/C	TD	INT	LG	SK/YD	RATE	ATT	YDS	LG										
01/05	at Texans																						W	21-7		
01/12	at Chiefs																						L	13-31		
2018 TOTALS		0-0	0	0	0	0.0	0.0	0.0	0	0	0	0/0	0.0	0	0	0	0	0	0	0	0	0	0	0	1	1



@PJWALKER_8



@PJWALKER11

51 JIHAD WARD

DEFENSIVE TACKLE

(JUH-hahd)



6-5 • 287

NFL EXP: 4 (2nd Year with Colts)

BORN: 5/11/94

I ILLINOIS



Ward was originally signed to the Colts practice squad on September 3, 2018.

DOWN THE STRETCH

Bucket list: I want to travel the world and go overseas. The goal is to travel to every country.

Pet peeves: Favoritism

Pregame ritual: I stretch, work on get offs and listen to Meek Mill.

Favorite artist: Jay-Z

Favorite TV show: "Prison Break"

Hidden talents: I like making hip hop beats. I would like to get my own studio in the future and make music. I've been a snare drummer since I was a little kid.

Hobbies off the field: I like playing basketball, riding dirt bikes and going to the gun range.

NOT YOUR AVERAGE JUCO

Before playing at Illinois, Ward had an unusual college life, especially for a college athlete, while attending the Globe Institute of Technology in New York. "It took me three hours to get to school every day. I would catch the bus, the boat and a train every day. It was right in the heart of Times Square and my housing was in Staten Island." After getting off the train, he would have to walk seven blocks to the field, drop off his bags, then go grab his football equipment five blocks away in a storage unit and come back for practice. After practice, he would have to take everything back and make the trek home. He ended up impressing other colleges with 81 tackles and 10.0 sacks in two seasons to end up playing in the Big Ten for Illinois.



51 JIHAD WARD

DEFENSIVE TACKLE

(JUH-hahd)



NFL HIGHLIGHTS

- In three seasons with the Raiders and Colts, he played in 27 games (14 starts) and has 36 tackles (21 solo), 4.0 tackles for loss, 4.0 sacks and one fumble recovery.
- In 2018, he appeared in six games with the Colts and had four solo tackles, 3.0 tackles for loss and 3.0 sacks.
- In two seasons with the Raiders, he totaled 32 tackles (17 solo), 1.0 tackle for loss, 1.0 sack and one fumble recovery.

COLLEGE HIGHLIGHTS

- Started all 25 games during his two seasons at Illinois, totaling 104 tackles (45 solo), 12.0 tackles for loss, 4.5 sacks, five fumble recoveries, three forced fumbles and three passes defended. He started his college career at Global Institute of Technology in New York and accumulated 81 tackles and 10.0 sacks in two seasons there.
- In 2015, he started all 12 games and had 53 tackles (24 solo), 3.5 tackles for loss, 1.5 sacks, one forced fumble, one fumble recovery and two passes defended. Earned All-Big 10 honorable mention honors from the coaches and media.
- As a junior at Illinois, he started all 13 games and totaled 51 tackles (21 solo), 8.5 tackles for loss, 3.0 sacks, two forced fumbles and one pass defended. Voted the Illinois Defensive Newcomer of the Year.
- As a sophomore at Globe, he had 26 tackles, 3.0 tackles for a loss and 2.0 sacks.
- In 2012, he had 55 tackles and 8.0 sacks.

PERSONAL

- Attended Edward W. Bok Technical High School in Philadelphia.
- Earned all-city honors in each of his final prep seasons.
- Also played wide receiver.
- Majored in sport management.
- A native of Philadelphia.

ADDITIONAL TRANSACTIONS

- Promoted to the Colts active roster on September 13, 2018.
- Signed by the Colts to the practice squad on September 3, 2018.
- Waived by the Dallas Cowboys on September 1, 2018.
- Acquired by the Cowboys in a trade with the Oakland Raiders on April 28, 2018 in exchange for Ryan Switzer.
- Selected by the Raiders in the second round (44th overall) of the 2016 NFL Draft.

JIHAD WARD - NFL REGULAR SEASON STATISTICS

DATE TEAM	GP	GS	TK	S	A	TACKLES				QBH	NO	INTERCEPTIONS				FUMBLES				ST				MISC												
						TFL	YDS	SK	YDS			YDS	LG	TD	PD	FF	FR	YDS	TK	S	A	FF	FR	S	A											
2016 Raiders	16	13	30	16	14	0	0	0.0	0.0	10	0	0	0	0	0	0	1	0	0	0	0	0	0	0	0	0	0	0	0	0	0	0	0	0	0	0
2017 Raiders	5	1	2	1	1	1	9	1.0	9.0	1	0	0	0	0	0	0	0	0	0	0	0	0	0	0	0	0	0	0	0	0	0	0	0	0	0	
2018 Colts	6	0	4	4	0	3	12	3.0	12.0	6	0	0	0	0	0	0	0	0	0	0	0	0	0	0	0	0	0	0	0	0	0	0	0	0	0	
TOTALS	27	14	36	21	15	4	21	4.0	21.0	17	0	0	0	0	0	0	1	0	0	0	0	0	0	0	0	0	0	0	0	0	0	0	0	0	0	

JIHAD WARD - NFL POSTSEASON STATISTICS

DATE TEAM	GP	GS	TK	S	A	TACKLES				QBH	NO	INTERCEPTIONS				FUMBLES				ST				MISC											
						TFL	YDS	SK	YDS			YDS	LG	TD	PD	FF	FR	YDS	TK	S	A	FF	FR	S	A										
2016 Raiders	0	0	0	0	0	0	0	0.0	0.0	0	0	0	0	0	0	0	0	0	0	0	0	0	0	0	0	0	0	0	0	0	0	0	0	0	0
2018 Colts	0	0	0	0	0	0	0	0.0	0.0	0	0	0	0	0	0	0	0	0	0	0	0	0	0	0	0	0	0	0	0	0	0	0	0	0	0
TOTALS	0	0	0	0	0	0	0	0.0	0.0	0	0	0	0	0	0	0	0	0	0	0	0	0	0	0	0	0	0	0	0	0	0	0	0	0	0

SINGLE-GAME HIGHS: DEFENSIVE

Total Tackles 7 at Kansas City Chiefs, Dec 08, 2016
4 at Tennessee Titans, Sep 25, 2016
3 at New Orleans Saints, Sep 11, 2016

Sacks 1.0 at New York Jets, Oct 14, 2018
...3 more at 1.0.

Fumble Recoveries 1 at New Orleans Saints, Sep 11, 2016
Tackles For Loss 1 at New York Jets, Oct 14, 2018
...3 more at 1.



@JIHADWARD17



@JIHADWARD

51

JIHAD WARD

DEFENSIVE TACKLE

(JUH-hahd)



2016 GAME-BY-GAME REGULAR SEASON STATISTICS (RAIDERS)

DATE	OPPONENT	TK	TACKLES					INTERCEPTIONS				FUMBLES			ST				MISC			SCORE						
			S	A	SK	YDS	TFL	YDS	QBH	NO	YDS	LG	TD	PD	FF	FR	YDS	TK	S	A	FF		FR	S	A	W/L		
09/11	at Saints	S	3	0	3	0.0	0.0	0	0	1	0	0	0	0	0	0	1	0	0	0	0	0	0	0	0	0	W	35-34
09/18	Falcons	S	2	2	0	0.0	0.0	0	0	0	0	0	0	0	0	0	0	0	0	0	0	0	0	0	0	0	L	28-35
09/25	at Titans	S	4	2	2	0.0	0.0	0	0	0	0	0	0	0	0	0	0	0	0	0	0	0	0	0	0	0	W	17-10
10/02	at Ravens	S	2	0	2	0.0	0.0	0	0	1	0	0	0	0	0	0	0	0	0	0	0	0	0	0	0	0	W	28-27
10/09	Chargers	S	1	1	0	0.0	0.0	0	0	0	0	0	0	0	0	0	0	0	0	0	0	0	0	0	0	0	W	34-31
10/16	Chiefs	S	1	0	1	0.0	0.0	0	0	0	0	0	0	0	0	0	0	0	0	0	0	0	0	0	0	0	L	10-26
10/23	at Jaguars	S	0	0	0	0.0	0.0	0	0	3	0	0	0	0	0	0	0	0	0	0	0	0	0	0	0	0	W	33-16
10/30	at Buccaneers	S	2	2	0	0.0	0.0	0	0	0	0	0	0	0	0	0	0	0	0	0	0	0	0	0	0	0	W	30-24
11/06	Broncos	S	0	0	0	0.0	0.0	0	0	0	0	0	0	0	0	0	0	0	0	0	0	0	0	0	0	0	W	30-20
11/21	Texans	S	1	0	1	0.0	0.0	0	0	1	0	0	0	0	0	0	0	0	0	0	0	0	0	0	0	0	W	27-20
11/27	Panthers	S	2	1	1	0.0	0.0	0	0	2	0	0	0	0	0	0	0	0	0	0	0	0	0	0	0	0	W	35-32
12/04	Bills	S	2	1	1	0.0	0.0	0	0	1	0	0	0	0	0	0	0	0	0	0	0	0	0	0	0	0	W	38-24
12/08	at Chiefs	S	7	5	2	0.0	0.0	0	0	0	0	0	0	0	0	0	0	0	0	0	0	0	0	0	0	0	L	13-21
12/18	at Chargers	P	1	1	0	0.0	0.0	0	0	1	0	0	0	0	0	0	0	0	0	0	0	0	0	0	0	0	W	19-16
12/24	Colts	P	1	1	0	0.0	0.0	0	0	0	0	0	0	0	0	0	0	0	0	0	0	0	0	0	0	0	W	33-25
01/01	at Broncos	P	1	0	1	0.0	0.0	0	0	0	0	0	0	0	0	0	0	0	0	0	0	0	0	0	0	0	L	6-24
2016 TOTALS			16-13	30	16	14	0.0	0.0	0	0	10	0	0	0	0	0	1	0	0	0	0	0	0	0	0	0	0	12-4

+- Overtime

2017 GAME-BY-GAME REGULAR SEASON STATISTICS (RAIDERS)

DATE	OPPONENT	TK	TACKLES					INTERCEPTIONS				FUMBLES			ST				MISC			SCORE						
			S	A	SK	YDS	TFL	YDS	QBH	NO	YDS	LG	TD	PD	FF	FR	YDS	TK	S	A	FF		FR	S	A	W/L		
09/10	at Titans																										W	26-16
09/17	Jets	P	0	0	0	0.0	0.0	0	0	0	0	0	0	0	0	0	0	0	0	0	0	0	0	0	0	0	W	45-20
09/24	at Redskins																										L	10-27
10/01	at Broncos	P	0	0	0	0.0	0.0	0	0	0	0	0	0	0	0	0	0	0	0	0	0	0	0	0	0	0	L	10-16
10/08	Chiefs																										L	17-30
10/15	Chargers																										L	16-17
10/19	Chiefs																										W	31-30
10/29	at Bills																										L	14-34
11/05	at Dolphins																										W	27-24
11/19	Patriots																										L	8-33
11/26	Broncos																										W	21-14
12/03	Giants																										W	24-17
12/10	at Chiefs																										L	15-26
12/17	Cowboys	S	0	0	0	0.0	0.0	0	0	0	0	0	0	0	0	0	0	0	0	0	0	0	0	0	0	0	L	17-20
12/25	at Eagles	P	1	1	0	1.0	9.0	1	9	1	0	0	0	0	0	0	0	0	0	0	0	0	0	0	0	0	L	10-19
12/31	at Chargers	P	1	0	1	0.0	0.0	0	0	0	0	0	0	0	0	0	0	0	0	0	0	0	0	0	0	0	L	10-30
2017 TOTALS			5-1	2	1	1.0	9.0	1	9	1	0	0	0	0	0	0	0	0	0	0	0	0	0	0	0	0	0	6-10

2018 GAME-BY-GAME REGULAR SEASON STATISTICS (COLTS)

DATE	OPPONENT	TK	TACKLES					INTERCEPTIONS				FUMBLES			ST				MISC			SCORE						
			S	A	SK	YDS	TFL	YDS	QBH	NO	YDS	LG	TD	PD	FF	FR	YDS	TK	S	A	FF		FR	S	A	W/L		
09/09	Bengals																										L	23-34
09/16	at Redskins	P	1	1	0	1.0	6.0	1	6	3	0	0	0	0	0	0	0	0	0	0	0	0	0	0	0	0	W	21-9
09/23	at Eagles	P	0	0	0	0.0	0.0	0	0	0	0	0	0	0	0	0	0	0	0	0	0	0	0	0	0	0	L	16-20
09/30	Texans	P	1	1	0	1.0	3.0	1	3	1	0	0	0	0	0	0	0	0	0	0	0	0	0	0	0	0	L	34-37+
10/04	at Patriots	P	0	0	0	0.0	0.0	0	0	1	0	0	0	0	0	0	0	0	0	0	0	0	0	0	0	0	L	24-38
10/14	at Jets	P	2	2	0	1.0	3.0	1	3	1	0	0	0	0	0	0	0	0	0	0	0	0	0	0	0	0	L	34-42
10/21	Bills	P	0	0	0	0.0	0.0	0	0	0	0	0	0	0	0	0	0	0	0	0	0	0	0	0	0	0	W	37-5
10/28	at Raiders																										W	42-28
11/11	Jaguars																										W	29-26
11/18	Titans																										W	38-10
11/25	Dolphins																										W	27-24
12/02	at Jaguars																										L	0-6
12/09	at Texans																										W	24-21
12/16	Cowboys																										W	23-0
12/23	Giants																										W	28-27
12/30	at Titans																										W	33-17
2018 TOTALS			6-0	4	4	0	3.0	12.0	3	12	6	0	0	0	0	0	0	0	0	0	0	0	0	0	0	0	0	10-6

+- Overtime



@JIHADWARD17



@JIHADWARD

51

JIHAD WARD

DEFENSIVE TACKLE

(JUH-hahd)



2016 GAME-BY-GAME POSTSEASON STATISTICS (RAIDERS)

DATE OPPONENT	TACKLES							INTERCEPTIONS					FUMBLES			ST					MISC		A/W/L SCORE			
	TK	S	A	SK	YDS	TFL	YDS	QBH	NO	YDS	LG	TD	PD	FF	FR	YDS	TK	S	A	FF	FR	S		A		
01/07 at Texans																									L	14-27
2016 TOTALS	0	0	0	0.0	0.0	0	0	0	0	0	0	0	0	0	0	0	0	0	0	0	0	0	0	0	0	0-1

2018 GAME-BY-GAME POSTSEASON STATISTICS (COLTS)

DATE OPPONENT	TACKLES							INTERCEPTIONS					FUMBLES			ST					MISC		A/W/L SCORE			
	TK	S	A	SK	YDS	TFL	YDS	QBH	NO	YDS	LG	TD	PD	FF	FR	YDS	TK	S	A	FF	FR	S		A		
01/05 at Texans																									W	21-7
01/12 at Chiefs																									L	13-31
2018 TOTALS	0	0	0	0.0	0.0	0	0	0	0	0	0	0	0	0	0	0	0	0	0	0	0	0	0	0	0	1-1



@JIHADWARD17



@JIHADWARD

40 SPENCER WARE

RUNNING BACK



5-10 • 224

NFL EXP: 6 (1st Year with Colts)

BORN: 11/23/91

LSU Louisiana State

Ware was signed by the Colts as an unrestricted free agent on April 30, 2019.

A TWO-SPORT STAR

Ware was heavily recruited as a dual-threat quarterback coming out of Princeton High School, but he also was one of the best players on the baseball team. He recorded a .411 batting average and also stole 15 bases during his senior year. Ware played football for three years at LSU, and also played baseball during the 2011 season. At LSU, he played in 21 games (10 starts) in the outfield and scored 10 runs and knocked in five RBIs.



SPREADING AWARENESS

Growing up in Cincinnati, Ohio, Ware lived with his mom while she was fighting a disease. She was battling Sickle Cell Disease and was told that she would only live until her 20s. Ware has witnessed her journey and started a foundation called the Sickle Cell aWAREness foundation. He wants to educate people about the disease, encourage people that are battling it and find a cure for it. He also created his own clothing line, Yes Lawd, which gives a portion of its sales back to his foundation.



40 SPENCER WARE

RUNNING BACK



NFL HIGHLIGHTS

- Has appeared in 40 games (18 starts) and totaled 340 rushes for 1,580 yards and 11 touchdowns. Has also added 59 receptions for 676 yards and two touchdowns.
- In 2018, he played in 13 games (two starts) and had 51 rushes for 246 yards and two touchdowns. Also contributed with 20 receptions for 224 yards. Played in one postseason game and had one reception for 21 yards.
- Spent the 2017 season on Injured Reserve with a knee injury.
- Started 14 games in 2016 and totaled 214 rushing attempts for 921 yards and three touchdowns as well as 33 receptions for 447 yards and two touchdowns. Started one postseason game and totaled eight rushes for 35 yards and one touchdown. Added two receptions for one yard. Had career highs in rushes (24) and rushing yards (131) at Oakland (10/16). Recorded a career-high 129 receiving yards on seven receptions at the Chargers (9/11).
- In 2015, he appeared in 11 games (two starts) and rushed 72 times for 403 yards and six touchdowns. Also added six receptions for five yards. Played in two postseason contests and finished with 16 rushes for 67 yards and one touchdown.
- In 2014, he spent the offseason program with the Seahawks before being waived on August 30, 2014.
- In his rookie season, he played in two games and totaled three rushes for 10 yards.

COLLEGE HIGHLIGHTS

- Appeared in 36 games (14 starts) at LSU and recorded 294 rushes for 1,249 yards and 10 touchdowns as well as 39 receptions for 404 yards and one touchdown.
- In 2012, he played in 12 games (four starts) and finished with 94 rushing attempts for 367 yards and one touchdown. Also added 18 receptions for 230 yards and one touchdown.
- As a sophomore, he was a 2011 Second Team All-SEC selection by the league's coaches after he appeared in 13 games (10 starts) and totaled 707 yards on 177 rushes and eight touchdowns. Also totaled 11 receptions for 73 yards and one touchdown.
- In 2010, he played in 11 games and had 24 rushes for 175 yards and one touchdown as well as 10 receptions for 101 yards. He also threw for one touchdown on the season. In the Cotton Bowl win against Texas A&M, he finished with 102 yards on 10 carries.

PERSONAL

- Attended Princeton (Ohio) High School and played under Bill Leach.
- He was ranked a five-star prospect and the No. 19 overall prospect in the country by *Rivals.com*.
- Played as a dual-threat quarterback in high school.
- As a senior, he rushed for 770 yards and 13 touchdowns and passed for more than 1,000 yards.
- Participated in the U.S. Army All-American Bowl.
- Named the Offensive Player of the Year and to the 2009 All-League first-team.
- As a junior, he passed for 1,938 yards and 13 touchdowns as well as rushing for 700 yards and 15 touchdowns.
- Also spent time of the 2011 season with the LSU baseball team where he played in 21 games (10 starts) in the outfield.
- Started the Sickle Cell aWAREness foundation, which helps educate people about the disease and encourage those who have it.
- Majored in sports administration.
- A native of Cincinnati.

ADDITIONAL TRANSACTIONS

- Signed to the Kansas City Chiefs active roster from the practice squad on October 13, 2015.
- Signed to the Chiefs practice squad on September 8, 2015.
- Waived by Kansas City on September 5, 2015.
- Signed by the Chiefs as a free agent on December 30, 2014.
- Waived by the Seattle Seahawks on August 30, 2014.
- Selected by Seattle in the sixth round (194th overall) of the 2013 NFL Draft.

40 SPENCER WARE

RUNNING BACK



SPENCER WARE - NFL REGULAR SEASON STATISTICS

DATE TEAM	GP GS	RUSHING					RECEIVING				
		NO.	YDS.	AVG.	LG	TD	NO.	YDS	AVG	LG	TD
2013 Seahawks	2 0	3	10	3.3	5	0	0	0	0.0	0	0
2015 Chiefs	11 2	72	403	5.6	52	6	6	5	0.8	5	0
2016 Chiefs	14 14	214	921	4.3	46	3	33	447	13.5	46t	2
2017 Chiefs	0 0	0	0	0.0	0	0	0	0	0.0	0	0
2018 Chiefs	13 2	51	246	4.8	34	2	20	224	11.2	31	0
TOTALS	40 18	340	1,580	4.6	52	11	59	676	11.5	46t	2

SPENCER WARE - NFL POSTSEASON STATISTICS

DATE TEAM	GP GS	RUSHING					RECEIVING				
		NO.	YDS.	AVG.	LG	TD	NO.	YDS	AVG	LG	TD
2015 Chiefs	2 0	16	67	4.2	23	1	0	0	0.0	0	0
2016 Chiefs	1 1	8	35	4.4	11	1	2	1	0.5	4	0
2017 Chiefs	0 0	0	0	0.0	0	0	0	0	0.0	0	0
2018 Chiefs	1 0	0	0	0.0	0	0	1	21	21.0	21	0
TOTALS	4 1	24	102	4.3	23	2	3	22	7.3	21	0

SPENCER WARE - NFL REGULAR SEASON STATISTICS

DATE TEAM	RET.	KICKOFF RETURNS					PUNT RETURNS				
		YDS.	AVG.	LG	TD	NO.	FC	YDS	AVG	LG	TD
2013 Seahawks	0	0	0.0	0	0	0	0	0	0.0	0	0
2015 Chiefs	1	14	14.0	14	0	0	0	0	0.0	0	0
2016 Chiefs	0	0	0.0	0	0	0	0	0	0.0	0	0
2017 Chiefs	0	0	0.0	0	0	0	0	0	0.0	0	0
2018 Chiefs	1	10	10.0	10	0	0	0	0	0.0	0	0
TOTALS	2	24	12.0	14	0	0	0	0	0.0	0	0

SPENCER WARE - NFL POSTSEASON STATISTICS

DATE TEAM	RET.	KICKOFF RETURNS					PUNT RETURNS				
		YDS.	AVG.	LG	TD	NO.	FC	YDS	AVG	LG	TD
2015 Chiefs	0	0	0.0	0	0	0	0	0	0.0	0	0
2016 Chiefs	0	0	0.0	0	0	0	0	0	0.0	0	0
2017 Chiefs	0	0	0.0	0	0	0	0	0	0.0	0	0
2018 Chiefs	0	0	0.0	0	0	0	0	0	0.0	0	0
TOTALS	0	0	0.0	0	0	0	0	0	0.0	0	0



SINGLE-GAME HIGHS: RUSHING/RECEIVING

Rush Attempts	24 at Oakland Raiders, Oct 16, 2016 20 vs. Oakland Raiders, Dec 08, 2016 ...1 more at 20.	All-purpose yards	199 vs. Los Angeles Chargers, Sep 11, 2016 163 at Oakland Raiders, Oct 16, 2016 131 vs. New Orleans Saints, Oct 23, 2016
Rushing Yards	131 at Oakland Raiders, Oct 16, 2016 114 vs. Buffalo Bills, Nov 29, 2015 96 at Los Angeles Chargers, Nov 22, 2015	Kickoff Returns	1 at New England Patriots, Oct 14, 2018 ...1 more at 1.
Longest Runs	52 at Los Angeles Chargers, Nov 22, 2015 46 at Pittsburgh Steelers, Oct 02, 2016 45 at Oakland Raiders, Oct 16, 2016	Kickoff Return Yards	14 vs. Oakland Raiders, Jan 03, 2016 10 at New England Patriots, Oct 14, 2018
Rushing TDs	2 at Los Angeles Chargers, Nov 22, 2015 1 at Oakland Raiders, Dec 02, 2018 ...8 more at 1.	Longest Kickoff Return	14 vs. Oakland Raiders, Jan 03, 2016 10 at New England Patriots, Oct 14, 2018
Receptions	7 vs. Los Angeles Chargers, Sep 11, 2016 5 vs. Baltimore Ravens, Dec 09, 2018 4 at Cleveland Browns, Nov 04, 2018	Special Teams Tackles	1 vs. Detroit Lions, Nov 01, 2015 ...1 more at 1.
Receiving Yards	129 vs. Los Angeles Chargers, Sep 11, 2016 69 at Cleveland Browns, Nov 04, 2018 54 vs. Baltimore Ravens, Dec 09, 2018 ...1 more at 54.	Miscellaneous Tackles	1 vs. Baltimore Ravens, Dec 09, 2018 ...2 more at 1.
Longest Receptions	46t vs. New Orleans Saints, Oct 23, 2016 45 vs. Los Angeles Chargers, Sep 11, 2016 34 at Houston Texans, Sep 18, 2016	Most TDs	2 at Atlanta Falcons, Dec 04, 2016 ...1 more at 2.
Receiving TDs	1 at Atlanta Falcons, Dec 04, 2016 ...1 more at 1.		

SINGLE-GAME HIGHS - POSTSEASON: RUSHING/RECEIVING

Rush Attempts	16 at Houston Texans, Jan 09, 2016 8 vs. Pittsburgh Steelers, Jan 15, 2017	Receiving Yards	21 vs. New England Patriots, Jan 20, 2019 1 vs. Pittsburgh Steelers, Jan 15, 2017
Rushing Yards	67 at Houston Texans, Jan 09, 2016 35 vs. Pittsburgh Steelers, Jan 15, 2017	Longest Receptions	21 vs. New England Patriots, Jan 20, 2019 4 vs. Pittsburgh Steelers, Jan 15, 2017
Longest Runs	23 at Houston Texans, Jan 09, 2016 12 at Houston Texans, Jan 09, 2016 11 vs. Pittsburgh Steelers, Jan 15, 2017	All-purpose yards	67 at Houston Texans, Jan 09, 2016 36 vs. Pittsburgh Steelers, Jan 15, 2017 21 vs. New England Patriots, Jan 20, 2019
Rushing TDs	1 vs. Pittsburgh Steelers, Jan 15, 2017 ...1 more at 1.	Miscellaneous Tackles	1 at Houston Texans, Jan 09, 2016
Receptions	2 vs. Pittsburgh Steelers, Jan 15, 2017 1 vs. New England Patriots, Jan 20, 2019	Most TDs	1 vs. Pittsburgh Steelers, Jan 15, 2017 ...1 more at 1.

100-YARD RECEIVING GAMES (1): REGULAR SEASON

DATE	TEAM	NO.	YDS.	AVG.	LG	TD
09/11/16	CHARGERS	7	129	18.4	45	0

100-YARD RUSHING GAMES (2): REGULAR SEASON

DATE	TEAM	ATT.	YDS.	AVG.	LG	TD
11/29/15	BILLS	19	114	6.0	35	1
10/16/16	at Raiders	24	131	5.5	45	1

40 SPENCER WARE

RUNNING BACK



2013 GAME-BY-GAME REGULAR SEASON STATISTICS (SEAHAWKS)

DATE	OPPONENT	P/S	RUSHING				RECEIVING				TD	W/L	SCORE
			ATT	YDS	LG	TD	NO	YDS	LG	TD			
09/08	at Panthers	P	0	0	0	0	0	0	0	0	0	W	12-7
09/15	49ers	P	3	10	5	0	0	0	0	0	0	W	29-3
09/22	Jaguars											W	45-17
09/29	at Texans											W	23-20
10/06	at Colts											L	28-34
10/13	Titans											W	20-13
10/17	at Cardinals											W	34-22
10/28	at Rams											W	14-9
11/03	Buccaneers											W	27-24
11/10	at Falcons											W	33-10
11/17	Vikings											W	41-20
12/02	Saints											W	34-7
12/08	at 49ers											L	17-19
12/15	at Giants											W	23-0
12/22	Cardinals											L	10-17
12/29	Rams											W	27-9
2013 TOTALS	2-0		3	10	5	0	0	0	0	0	0	0	13-3

2013 TOTALS 2-0

+ - Overtime

2014 GAME-BY-GAME REGULAR SEASON STATISTICS (SEAHAWKS)

DATE	OPPONENT	P/S	RUSHING				RECEIVING				TD	W/L	SCORE
			ATT	YDS	LG	TD	NO	YDS	LG	TD			
09/04	Packers											W	36-16
09/14	at Chargers											L	21-30
09/21	Broncos											W	26-20
10/06	at Redskins											W	27-17
10/12	Cowboys											L	23-30
10/19	at Rams											L	26-28
10/26	at Panthers											W	13-9
11/02	Raiders											W	30-24
11/09	Giants											W	38-17
11/16	at Chiefs											L	20-24
11/23	Cardinals											W	19-3
11/27	at 49ers											W	19-3
12/07	at Eagles											W	24-14
12/14	49ers											W	17-7
12/21	at Cardinals											W	35-6
12/28	Rams											W	20-6
2014 TOTALS	0-0		0	0	0	0	0	0	0	0	0	0	12-4

2014 TOTALS 0-0

+ - Overtime

2015 GAME-BY-GAME REGULAR SEASON STATISTICS (CHIEFS)

DATE	OPPONENT	P/S	RUSHING				RECEIVING				TD	W/L	SCORE	
			ATT	YDS	LG	TD	NO	YDS	LG	TD				
09/17	Broncos											L	24-31	
09/28	at Packers											L	28-38	
10/04	at Bengals											L	21-36	
10/11	Bears											L	17-18	
10/18	at Vikings	P	0	0	0	0	0	0	0	0	0	0	L	10-16
10/25	Steelers	P	2	8	5	0	0	0	0	0	0	0	W	23-13
11/01	Lions	P	2	12	8	1	0	0	0	0	0	0	W	45-10
11/15	at Broncos	P	2	4	4	0	0	0	0	0	0	0	W	29-13
11/22	at Chargers	P	11	96	52	2	1	5	5	0	0	0	W	33-3
11/29	Bills	S	19	114	35	1	3	1	2	0	0	0	W	30-22
12/06	at Raiders	P	7	26	10t	1	2	-1	3	0	0	0	W	34-20
12/13	Chargers	S	8	52	20	0	0	0	0	0	0	0	W	10-3
12/20	at Ravens	P	0	0	0	0	0	0	0	0	0	0	W	34-14
12/27	Browns	P	5	15	5	0	0	0	0	0	0	0	W	17-13
01/03	Raiders	P	16	76	15	1	0	0	0	0	0	0	W	23-17
2015 TOTALS	11-2		72	403	52	6	6	5	5	0	0	0	10-5	

40 SPENCER WARE

RUNNING BACK



2016 GAME-BY-GAME REGULAR SEASON STATISTICS (CHIEFS)

DATE	OPPONENT	P/S	RUSHING				RECEIVING			TD	W/L	SCORE
			ATT	YDS	LG	TD	NO	YDS	LG			
09/11	Chargers	S	11	70	14	1	7	129	45	0	W	33-27+
09/18	at Texans	S	10	57	25	0	2	48	34	0	L	12-19
09/25	Jets	S	20	75	17	0	1	8	8	0	W	24-3
10/02	at Steelers	S	13	82	46	0	1	14	14	0	L	14-43
10/16	at Raiders	S	24	131	45	1	2	32	30	0	W	26-10
10/23	Saints	S	17	77	12	0	2	54	46t	1	W	27-21
10/30	at Colts	S	7	19	7	0	2	28	23	0	W	30-14
11/06	Jaguars											W 19-14
11/13	at Panthers	S	13	61	12	0	3	11	5	0	W	20-17
11/20	Buccaneers	S	17	69	15	0	2	16	9	0	L	17-19
11/27	at Broncos	S	17	64	7	0	2	32	18	0	W	30-27+
12/04	at Falcons	S	14	29	8	1	3	23	14	1	W	29-28
12/08	Raiders	S	20	56	8	0	1	7	7	0	W	21-13
12/18	Titans	S	18	69	9	0	3	25	12	0	L	17-19
12/25	Broncos	S	13	62	18	0	2	20	20	0	W	33-10
01/01	at Chargers											W 37-27
2016 TOTALS	14-14		214	921	46	3	33	447	46t	2	12-4	

+ - Overtime

2017 GAME-BY-GAME REGULAR SEASON STATISTICS (CHIEFS)

DATE	OPPONENT	P/S	RUSHING			TD	RECEIVING			TD	W/L	SCORE
			ATT	YDS	LG		NO	YDS	LG			
09/07	at Patriots											W 42-27
09/17	Eagles											W 27-20
09/24	at Chargers											W 24-10
10/02	Redskins											W 29-20
10/08	at Texans											W 42-34
10/15	Steelers											L 13-19
10/19	at Raiders											L 30-31
10/30	Broncos											W 29-19
11/05	at Cowboys											L 17-28
11/19	at Giants											L 9-12+
11/26	Bills											L 10-16
12/03	at Jets											L 31-38
12/10	Raiders											W 26-15
12/16	Chargers											W 30-13
12/24	Dolphins											W 29-13
12/31	at Broncos											W 27-24
2017 TOTALS	0-0		0	0	0	0	0	0	0	0	0	0 10-6

+ - Overtime

2018 GAME-BY-GAME REGULAR SEASON STATISTICS (CHIEFS)

DATE	OPPONENT	P/S	RUSHING				RECEIVING			TD	W/L	SCORE
			ATT	YDS	LG	TD	NO	YDS	LG			
09/09	at Chargers	P	3	32	27	0	1	8	8	0	W	38-28
09/16	at Steelers	P	1	3	3	0	0	0	0	0	W	42-37
09/23	49ers	P	1	1	1	0	2	29	15	0	W	38-27
10/01	at Broncos	P	2	6	4	0	0	0	0	0	W	27-23
10/07	Jaguars	P	1	0	0	0	1	13	13	0	W	30-14
10/14	at Patriots	P	2	5	4	0	2	9	5	0	L	40-43
10/21	Bengals	P	8	59	34	0	3	30	22	0	W	45-10
10/28	Broncos	P	0	0	0	0	0	0	0	0	W	30-23
11/04	at Browns	P	2	12	11	0	4	69	25	0	W	37-21
11/11	Cardinals	P	2	6	3t	1	1	7	7	0	W	26-14
11/19	at Rams	P	0	0	0	0	0	0	0	0	L	51-54
12/02	at Raiders	S	14	47	17	1	1	5	5	0	W	40-33
12/09	Ravens	S	15	75	13	0	5	54	31	0	W	27-24+
12/13	Chargers											L 28-29
12/23	at Seahawks											L 31-38
12/30	Raiders											W 35-3
2018 TOTALS	13-2		51	246	34	2	20	224	31	0	12-4	

+ - Overtime

40 SPENCER WARE

RUNNING BACK



2015 GAME-BY-GAME POSTSEASON STATISTICS (CHIEFS)

DATE	OPPONENT	P/S	RUSHING			NO	RECEIVING			TD	W/L	SCORE
			ATT	YDS	LG		YDS	LG				
01/09 at Texans	P		16	67	23	1	0	0	0	0	W	30-0
01/16 at Patriots	P		0	0	0	0	0	0	0	0	L	20-27
2015 TOTALS	2-0		16	67	23	1	0	0	0	0	0	1-1

2016 GAME-BY-GAME POSTSEASON STATISTICS (CHIEFS)

DATE	OPPONENT	P/S	RUSHING			NO	RECEIVING			TD	W/L	SCORE
			ATT	YDS	LG		YDS	LG				
01/15 Steelers	S		8	35	11	1	2	1	4	0	L	16-18
2016 TOTALS	1-1		8	35	11	1	2	1	4	0	0-1	

2017 GAME-BY-GAME POSTSEASON STATISTICS (CHIEFS)

DATE	OPPONENT	P/S	RUSHING			NO	RECEIVING			TD	W/L	SCORE	
			ATT	YDS	LG		YDS	LG					
01/06 Titans			INJURED RESERVE									L	21-22
2017 TOTALS	0-0		0	0	0	0	0	0	0	0	0	0-1	

2018 GAME-BY-GAME POSTSEASON STATISTICS (CHIEFS)

DATE	OPPONENT	P/S	RUSHING			NO	RECEIVING			TD	W/L	SCORE	
			ATT	YDS	LG		YDS	LG					
01/12 Colts			INACTIVE									W	31-13
01/20 Patriots	P		0	0	0	0	1	21	21	0	L	31-37+	
2018 TOTALS	1-0		0	0	0	0	1	21	21	0	1-1		

+ - Overtime

61 J'MARCUS WEBB

TACKLE



6-7 • 320

NFL EXP: 8 (2nd Year with Colts)

BORN: 8/8/88

WT WEST TEXAS
A&M

Webb was signed by the Colts as an unrestricted free agent on July 30, 2018.

DOWN THE STRETCH

Bucket list: I want to go up in a hot air balloon. I want to actually float too.

Pregame ritual: Hot tub, shower, foam rolls, stretch, piece of chocolate and some reggae music.

Hobbies off the field: I like doing puzzles or mind games. Cooking is one as well.

Favorite food: Mexican food

Favorite TV show: Right now I have been watching "Shameless"

Favorite thing to cook: Any kind of pasta

BRIAN PICCOLO AWARD WINNER

Webb was selected by the Bears in the seventh round of the 2010 NFL Draft. He went on to impress his teammates enough both on and off the field to be the winner of the Brian Piccolo award. The award was first given out in 1970 and it is presented by Bears' players to a rookie who displays courage, loyalty, teamwork and dedication in honor of the late Brian Piccolo. Other players who have won it include Brian Urlacher, Devin Hester and Mike Singletary.

HALL OF FAME MENTOR

Webb has made his living by keeping defenders away from running backs and quarterbacks. However, he has had a mentor who was known for disrupting offenses. Pro Football Hall-of-Famer Mike Singletary took Webb under his wing about nine years ago. "He has just helped me all throughout my career." Webb says that Singletary, someone Webb loved watching play growing up, is someone that has always believed in him and continues to provide advice to him today. "We have stayed in contact and he even hooked me up with one of his trainers that he used back when he was playing."



61 J'MARCUS WEBB

TACKLE



NFL HIGHLIGHTS

- Has competed in 81 games (65 starts) for the Bears, Vikings, Raiders, Seahawks and Colts.
- Started at right tackle in Week 1 of 2018 and helped the offense rack up 380 total yards, with 305 of those coming through the air. He was placed on the Injured Reserved list on September 11.
- Spent the 2017 season out of football.
- In 2016, he appeared in nine games (three starts) and did not allow a sack. Blocked for a Seattle offense that averaged 357.2 yards per game, which ranked seventh in the NFC.
- Started all 16 games (13 at right guard and three at right tackle) for Oakland in 2015. Blocked for a Raiders offense, which averaged 333.5 yards per game.
- Played in nine games (one start) for Minnesota from 2013-14.
- Spent the 2010-12 seasons with the Bears and appeared in 46 games (44 starts). He helped the Bears rush for 1,970 yards in 2012. Started all 16 games in 2011 and blocked for a rushing offense that ranked ninth in the NFL, averaging 125.9 yards per game. Also started two games in the 2010 postseason.

COLLEGE HIGHLIGHTS

- Played in 25 games (24 starts) in two seasons at West Texas A&M after stints at Navarro Junior College (2007) and Texas (2006).
- Earned First Team All-Lone Star South Division honors as a senior.
- As a junior, he was part of an offensive line that allowed only 19.0 sacks the entire season. He also helped set a school record with 7,079 yards of offense.
- As a sophomore at Navarro Junior College, he was named a First Team NJCAA All-America selection. Also earned All-Southwest Junior College Football Conference first-team accolades.
- As a freshman at Texas, he played in 12 games at tackle.

ADDITIONAL TRANSACTIONS

- Released by the Seattle Seahawks on November 22, 2016.
- Signed by the Seahawks as a free agent on March 15, 2016.
- Released by the Oakland Raiders on March 9, 2016.
- Signed by the Raiders as a free agent on April 2, 2015.
- Released by the Minnesota Vikings on December 16, 2017.
- Signed by the Vikings as a free agent on November 26, 2014.
- Released by the Kansas City Chiefs on August 30, 2014.
- Signed as an unrestricted free agent by Kansas City on May 19, 2014.
- Claimed off by the Vikings from Chicago on September 1, 2013.
- Waived by the Chicago Bears on August 30, 2013.
- Selected by the Bears in the seventh round (218th overall) of the 2010 NFL Draft.

J'MARCUS WEBB - NFL REGULAR SEASON STATISTICS

DATE TEAM	GP	GS
2010 Bears	14	12
2011 Bears	16	16
2012 Bears	16	16
2013 Vikings	8	1
2014 Vikings	1	0
2015 Raiders	16	16
2016 Seahawks	9	3
2018 Colts	1	1
TOTALS	81	65

61

J'MARCUS WEBB TACKLE



J'MARCUS WEBB - NFL POSTSEASON STATISTICS

DATE TEAM GP GS

2010 Bears 2 2

2018 Colts 0 0

TOTALS 2 2

2010 GAME-BY-GAME REGULAR SEASON STATISTICS (BEARS)

DATE OPPONENT	P/S		W/L	SCORE
09/12	Lions	INACTIVE	W	19-14
09/19	at Cowboys	INACTIVE	W	27-20
09/27	Packers		W	20-17
10/03	at Giants		L	3-17
10/10	at Panthers		W	23-6
10/17	Seahawks		L	20-23
10/24	Redskins		L	14-17
11/07	at Bills		W	22-19
11/14	Vikings		W	27-13
11/18	at Dolphins		W	16-0
11/28	Eagles		W	31-26
12/05	at Lions		W	24-20
12/12	Patriots		L	7-36
12/20	at Vikings		W	40-14
12/26	Jets		W	38-34
01/02	at Packers		L	3-10
2010 TOTALS	14-12		11-5	

2011 GAME-BY-GAME REGULAR SEASON STATISTICS (BEARS)

DATE OPPONENT	P/S		W/L	SCORE
09/11	Falcons		W	30-12
09/18	at Saints		L	13-30
09/25	Packers		L	17-27
10/02	at Panthers		W	34-29
10/10	at Lions		L	13-24
10/16	Vikings		W	39-10
10/23	at Buccaneers		W	24-18
11/07	at Eagles		W	30-24
11/13	Lions		W	37-13
11/20	Chargers		W	31-20
11/27	at Raiders		L	20-25
12/04	Chiefs		L	3-10
12/11	at Broncos		L	10-13+
12/18	Seahawks		L	14-38
12/25	at Packers		L	21-35
01/01	at Vikings		W	17-13
2011 TOTALS	16-16		8-8	

+ - Overtime

61

J'MARCUS WEBB
TACKLE

2012 GAME-BY-GAME REGULAR SEASON STATISTICS (BEARS)

DATE	OPPONENT	P/S	W/L	SCORE
09/09	Colts	S	W	41-21
09/13	at Packers	S	L	10-23
09/23	Rams	S	W	23-6
10/01	at Cowboys	S	W	34-18
10/07	at Jaguars	S	W	41-3
10/22	Lions	S	W	13-7
10/28	Panthers	S	W	23-22
11/04	at Titans	S	W	51-20
11/11	Texans	S	L	6-13
11/19	at 49ers	S	L	7-32
11/25	Vikings	S	W	28-10
12/02	Seahawks	S	L	17-23+
12/09	at Vikings	S	L	14-21
12/16	Packers	S	L	13-21
12/23	at Cardinals	S	W	28-13
12/30	at Lions	S	W	26-24
2012 TOTALS	16-16		10-6	

+ - Overtime

2013 GAME-BY-GAME REGULAR SEASON STATISTICS (VIKINGS)

DATE	OPPONENT	P/S	W/L	SCORE
09/08	at Lions		L	24-34
09/15	at Bears		L	30-31
09/22	Browns		L	27-31
09/29	Steelers		W	34-27
10/13	Panthers		L	10-35
10/21	at Giants	P	L	7-23
10/27	Packers	P	L	31-44
11/03	at Cowboys	P	L	23-27
11/07	Redskins	S	W	34-27
11/17	at Seahawks	P	L	20-41
11/24	at Packers		L	26-26+
12/01	Bears		W	23-20+
12/08	at Ravens	P	L	26-29
12/15	Eagles	P	W	48-30
12/22	at Bengals		L	14-42
12/29	Lions	P	W	14-13
2013 TOTALS	8-1		5-11	

+ - Overtime

2014 GAME-BY-GAME REGULAR SEASON STATISTICS (VIKINGS)

DATE	OPPONENT	P/S	W/L	SCORE
09/07	at Rams		W	34-6
09/21	at Saints		L	9-20
09/28	Falcons		W	41-28
10/02	at Packers		L	10-42
10/12	Lions		L	3-17
10/19	at Bills		L	16-17
10/26	at Buccaneers		W	19-13+
11/02	Redskins		W	29-26
11/16	at Bears		L	13-21
11/23	Packers		L	21-24
11/30	Panthers		W	31-13
12/07	Jets		W	30-24+
12/14	at Lions	P	L	14-16
2014 TOTALS	1-0		6-7	

+ - Overtime



2015 GAME-BY-GAME REGULAR SEASON STATISTICS (RAIDERS)

DATE	OPPONENT	P/S	W/L	SCORE
09/13	Bengals	S	L	13-33
09/20	Ravens	S	W	37-33
09/27	at Browns	S	W	27-20
10/04	at Bears	S	L	20-22
10/11	Broncos	S	L	10-16
10/25	at Chargers	S	W	37-29
11/01	Jets	S	W	34-20
11/08	at Steelers	S	L	35-38
11/15	Vikings	S	L	14-30
11/22	Lions	S	L	13-18
11/29	at Titans	S	W	24-21
12/06	Chiefs	S	L	20-34
12/13	at Broncos	S	W	15-12
12/20	Packers	S	L	20-30
12/24	Chargers	S	W	23-20+
01/03	at Chiefs	S	L	17-23
2015 TOTALS	16-16		7-9	

+ - Overtime

2016 GAME-BY-GAME REGULAR SEASON STATISTICS (SEAHAWKS)

DATE	OPPONENT	P/S	W/L	SCORE
09/11	Dolphins	S	W	12-10
09/18	at Rams	S	L	3-9
09/25	49ers	S	W	37-18
10/02	at Jets	P	W	27-17
10/16	Falcons	P	W	26-24
10/23	at Cardinals	P	L	6-6+
10/30	at Saints	P	L	20-25
11/07	Bills	P	W	31-25
11/13	at Patriots	P	W	31-24
11/20	Eagles		W	26-15
2016 TOTALS	9-3		7-3	

+ - Overtime

INACTIVE

2018 GAME-BY-GAME REGULAR SEASON STATISTICS (COLTS)

DATE	OPPONENT	P/S	W/L	SCORE
09/09	Bengals	S	L	23-34
09/16	at Redskins		W	21-9
09/23	at Eagles		L	16-20
09/30	Texans		L	34-37+
10/04	at Patriots		L	24-38
10/14	at Jets		L	34-42
10/21	Bills		W	37-5
10/28	at Raiders		W	42-28
11/11	Jaguars		W	29-26
11/18	Titans		W	38-10
11/25	Dolphins		W	27-24
12/02	at Jaguars		L	0-6
12/09	at Texans		W	24-21
12/16	Cowboys		W	23-0
12/23	Giants		W	28-27
12/30	at Titans		W	33-17
2018 TOTALS	1-1		10-6	

+ - Overtime

INJURED RESERVE
INJURED RESERVE
INJURED RESERVE
INJURED RESERVE
INJURED RESERVE
INJURED RESERVE
INJURED RESERVE
INJURED RESERVE
INJURED RESERVE
INJURED RESERVE
INJURED RESERVE
INJURED RESERVE
INJURED RESERVE
INJURED RESERVE
INJURED RESERVE
INJURED RESERVE

2010 GAME-BY-GAME POSTSEASON STATISTICS (BEARS)

DATE	OPPONENT	P/S	W/L	SCORE
01/16	Seahawks	S	W	35-24
01/23	Packers	S	L	14-21
2010 TOTALS	2-2		1-1	

61

J'MARCUS WEBB

TACKLE



2018 GAME-BY-GAME POSTSEASON STATISTICS (COLTS)

DATE	OPPONENT	P/S		W/L	SCORE
01/05	at Texans		INJURED RESERVE	W	21-7
01/12	at Chiefs		INJURED RESERVE	L	13-31
2018 TOTALS		0-0		1-1	

20 JORDAN WILKINS

RUNNING BACK



6-1 • 216

NFL EXP: 2 (2nd Year with Colts)

BORN: 7/18/94

Ole Miss MISSISSIPPI



Wilkins was selected by the Colts in the fifth round (169th overall) of the 2018 NFL Draft.

DOWN THE STRETCH

Hobbies outside of football: Anything outside. I like taking my dog on walks and being active outdoors.

Do you have any nicknames: They called me Deuce Deuce in college.

Do you have any mentors: I had a high school coach named Chris Jordan who played at the University of Memphis and he knew I had talent and he took me under his wing. He always made me work and wouldn't let me take the easy way out.

Who is your inspiration: My family of course. My dad worked his tail off and went over and beyond. He is always taking care of us first and putting himself second. He would work long days and then still be in a good mood and would want to hang out with us. Other than that my favorite athlete who inspires me is LeBron James. I like the way he carries himself on and off the court. He is always prepared as well and is one of the greats.

Favorite movie: "300"

Pets: I have a dog named Deuce and he is a Rottweiler mixed with a German Shepard.

Pregame ritual: I just pray when I wake up in the morning and go through a regular routine with treatment and stuff like that.

What's on your bucket list: I want to visit every continent. I want to go to Australia and do one of those jungle expeditions.

Do you have a go to karaoke song: Michael Jackson - "Thriller"

Pet peeve: People chomping their food.

20 JORDAN WILKINS

RUNNING BACK



A FOOTBALL FAMILY

The Wilkins family owns a fair share of the St. Benedict High School football school records. Jordan's brother, Trey, was a receiver who holds the school's all-time record for receiving yards and receiving touchdowns. Trey is two years older than Jordan and played at Vanderbilt. Jordan on the other hand holds the school's all-time record for rushing yards and rushing touchdowns. He also holds the single-game rushing record with 298 yards. They had the opportunity to play against each in college when Vanderbilt visited Ole Miss. Jordan was a redshirt freshman and had five carries for 27 yards as well as one reception for six yards helping Ole Miss get the victory, 41-3.



NFL HIGHLIGHTS

- In 2018, he appeared in all 16 games (three starts) and had 60 carries for 336 yards and one touchdown as well as 16 receptions for 85 yards. Was one of five Colts rookies to start Week 1. In Week 10, he had a career-long 53-yard rush on his only carry of the game. Scored his first touchdown on an 18-yard rush in Week 11. Played in two postseason games and had two carries for nine yards.

COLLEGE HIGHLIGHTS

- Played in 38 games (14 starts) from 2013-17 as a running back for Ole Miss.
- Totaled 279 rushing attempts for 1,751 yards (6.3 avg.) and 14 touchdowns and 32 receptions for 322 yards and one touchdown. Also completed 1-of-2 passes for a 31-yard touchdown.
- Earned Second Team All-SEC honors from Pro Football Focus in 2017.
- Became just the fifth Rebel runner to surpass the 1,000-yard mark with his 1,011 yards gained in 2017.
- As a senior in 2017, started in all 12 games as the Rebels' primary running back. Registered 155 carries for 1,011 yards (6.5 avg.) and nine touchdowns and 26 receptions for 241 yards and one touchdown.
- Did not play in 2016.
- In 2015, played in all 13 games (two starts) at running back. Recorded 72 carries for 379 yards (5.3 avg.) and four touchdowns and five receptions for 75 yards.
- Helped the Rebels break a number of single-season school records, including most total yards, points, touchdowns and passing yards.
- Saw action in all 13 games at running back in and on special teams in 2014. Finished second on the team with 361 rushing yards on 52 attempts (6.9 avg.) with one touchdown, while adding one six-yard reception and a 31-yard touchdown pass.
- Redshirted in 2013.

SUPPORTING CROHN'S

Wilkins wants to show his support for his family and people fighting Crohn's and Colitis. He started his support by choosing the foundation for his My Cause My Cleats initiative. He ended up giving his cleats to his cousin, Micah, who is battling the disease. This past offseason, Wilkins participated in the Memphis Take Steps Walk to raise money for the cause. "I had a great experience getting to meet some amazing people and I'm beyond thankful for the opportunity to take part."



PERSONAL

- Attended St. Benedict at Auburndale High School in Memphis, Tenn., where he became a consensus four-star prospect by all the major recruiting services.
- Rated as the No. 9 all-purpose back in the country by *247sports.com* and the nation's 20th-best back by *Rivals.com*.
- Became a three-time Division 2-AA All-State selection by the Tennessee Sports Writers Association.
- Rushed for 1,041 yards and 14 touchdowns in just seven games as a senior before suffering a season-ending knee injury.
- Rushed for 1,546 yards and 18 touchdowns as a junior and was one of three finalists for the Division 2-AA Back of the Year.
- Also played basketball.
- His father played football at UT Martin and his older brother, Trey, played wide receiver at Vanderbilt.
- Studied recreation administration at Ole Miss.



@JORDANWILKINS2



@JORDANWILKINS_30

20 JORDAN WILKINS

RUNNING BACK



JORDAN WILKINS - NFL REGULAR SEASON STATISTICS

DATE	TEAM	GP	GS	RUSHING				RECEIVING					
				NO.	YDS.	AVG.	LG	TD	NO.	YDS	AVG	LG	TD
2018	Colts	16	3	60	336	5.6	53	1	16	85	5.3	17	0
TOTALS	16	3	60	336	5.6	53	1	16	85	5.3	17	0	

JORDAN WILKINS - NFL POSTSEASON STATISTICS

DATE	TEAM	GP	GS	RUSHING				RECEIVING					
				NO.	YDS.	AVG.	LG	TD	NO.	YDS	AVG	LG	TD
2018	Colts	2	0	2	9	4.5	6	0	0	0	0.0	0	0
TOTALS	2	0	2	9	4.5	6	0	0	0	0.0	0	0	

JORDAN WILKINS - NFL REGULAR SEASON STATISTICS

DATE	TEAM	RET.	KICKOFF RETURNS				PUNT RETURNS					
			YDS.	AVG.	LG	TD	NO.	FC	YDS	AVG	LG	TD
2018	Colts	1	7	7.0	7	0	0	0	0	0.0	0	0
TOTALS	1	7	7.0	7	0	0	0	0	0.0	0	0	

JORDAN WILKINS - NFL POSTSEASON STATISTICS

DATE	TEAM	RET.	KICKOFF RETURNS				PUNT RETURNS					
			YDS.	AVG.	LG	TD	NO.	FC	YDS	AVG	LG	TD
2018	Colts	1	11	11.0	11	0	0	0	0	0.0	0	0
TOTALS	1	11	11.0	11	0	0	0	0	0.0	0	0	

SINGLE-GAME HIGHS: RUSHING/RECEIVING

Rush Attempts 14 vs. Cincinnati Bengals, Sep 09, 2018
10 at Washington Redskins, Sep 16, 2018
8 vs. Houston Texans, Sep 30, 2018

Rushing Yards 61 at Washington Redskins, Sep 16, 2018
53 vs. Jacksonville Jaguars, Nov 11, 2018
46 vs. Buffalo Bills, Oct 21, 2018

Longest Runs 53 vs. Jacksonville Jaguars, Nov 11, 2018
18t vs. Tennessee Titans, Nov 18, 2018
...2 more at 18.

Rushing TDs 1 vs. Tennessee Titans, Nov 18, 2018
Receptions 3 vs. Miami Dolphins, Nov 25, 2018
...1 more at 3.

Receiving Yards 32 vs. Miami Dolphins, Nov 25, 2018
21 vs. Cincinnati Bengals, Sep 09, 2018
9 at New England Patriots, Oct 04, 2018

Longest Receptions 17 vs. Miami Dolphins, Nov 25, 2018
8 vs. Miami Dolphins, Nov 25, 2018
...2 more at 8.

All-purpose yards 64 at Washington Redskins, Sep 16, 2018
61 vs. Cincinnati Bengals, Sep 09, 2018
60 vs. Jacksonville Jaguars, Nov 11, 2018

Kickoff Returns 1 vs. Jacksonville Jaguars, Nov 11, 2018
Kickoff Return Yards 7 vs. Jacksonville Jaguars, Nov 11, 2018
Longest Kickoff Return 7 vs. Jacksonville Jaguars, Nov 11, 2018
Most TDs 1 vs. Tennessee Titans, Nov 18, 2018

SINGLE-GAME HIGHS - POSTSEASON: RUSHING/RECEIVING

Rush Attempts 2 at Houston Texans, Jan 05, 2019
Rushing Yards 9 at Houston Texans, Jan 05, 2019
Longest Runs 6 at Houston Texans, Jan 05, 2019
3 at Houston Texans, Jan 05, 2019

All-purpose yards 11 at Kansas City Chiefs, Jan 12, 2019
9 at Houston Texans, Jan 05, 2019

Kickoff Returns 1 at Kansas City Chiefs, Jan 12, 2019
Kickoff Return Yards 11 at Kansas City Chiefs, Jan 12, 2019
Longest Kickoff Return 11 at Kansas City Chiefs, Jan 12, 2019



@JORDANWILKINS2



@JORDANWILKINS_30

20 JORDAN WILKINS

RUNNING BACK



2018 GAME-BY-GAME REGULAR SEASON STATISTICS (COLTS)

DATE	OPPONENT	P/S	RUSHING				RECEIVING			TD	W/L	SCORE
			ATT	YDS	LG	TD	NO	YDS	LG			
09/09	Bengals	S	14	40	12	0	3	21	8	0	L	23-34
09/16	at Redskins	P	10	61	18	0	2	3	3	0	W	21-9
09/23	at Eagles	S	6	19	5	0	2	1	1	0	L	16-20
09/30	Texans	S	8	16	7	0	0	0	0	0	L	34-37+
10/04	at Patriots	P	6	39	16	0	2	9	5	0	L	24-38
10/14	at Jets	P	0	0	0	0	0	0	0	0	L	34-42
10/21	Bills	P	6	46	18	0	1	8	8	0	W	37-5
10/28	at Raiders	P	2	14	9	0	0	0	0	0	W	42-28
11/11	Jaguars	P	1	53	53	0	0	0	0	0	W	29-26
11/18	Titans	P	4	30	18t	1	0	0	0	0	W	38-10
11/25	Dolphins	P	0	0	0	0	3	32	17	0	W	27-24
12/02	at Jaguars	P	0	0	0	0	1	0	0	0	L	0-6
12/09	at Texans	P	0	0	0	0	0	0	0	0	W	24-21
12/16	Cowboys	P	0	0	0	0	1	6	6	0	W	23-0
12/23	Giants	P	0	0	0	0	0	0	0	0	W	28-27
12/30	at Titans	P	3	18	8	0	1	5	5	0	W	33-17
2018 TOTALS	16-3		60	336	53	1	16	85	17	0	10-6	

+- Overtime

2018 GAME-BY-GAME POSTSEASON STATISTICS (COLTS)

DATE	OPPONENT	P/S	RUSHING				RECEIVING			TD	W/L	SCORE
			ATT	YDS	LG	TD	NO	YDS	LG			
01/05	at Texans	P	2	9	6	0	0	0	0	0	W	21-7
01/12	at Chiefs	P	0	0	0	0	0	0	0	0	L	13-31
2018 TOTALS	2-0		2	9	6	0	0	0	0	0	1-1	



@JORDANWILKINS2



@JORDANWILKINS_30

33 JONATHAN WILLIAMS

RUNNING BACK



6-0 • 217

NFL EXP: 4 (2nd Year with Colts)

BORN: 2/2/94



ARKANSAS



Williams was originally signed to the Colts practice squad on October 2, 2018.

DOWN THE STRETCH

What is on your bucket list: I definitely want to travel to Santorini, Greece. I also want to go to Thailand and Dubai.

Do you have any nickname: My whole family calls me Cook. I don't even think some of my family knows my real name.

Do you have a pregame ritual: I make sure I pray before I touch the field.

Who is your favorite artist: Nipsey Hussle

Do you have a favorite food: Seafood

What is your favorite vacation spot: Jamaica

Favorite TV show: "Game of Thrones"

Favorite movie: "Man on Fire"

What is the best advice you've received: Keep God first

Who is your mentor: My parents

Pet peeves: I'm not a fan of cocky people.

What are your hobbies outside of football: Hanging with family and friends. I also like watching new TV shows with my fiancée.

Who was your favorite athlete growing up: LeBron James

33 JONATHAN WILLIAMS

RUNNING BACK



A HIGH SCHOOL UNLIKE ANY OTHER

Williams attended Allen (Texas) High School, where football is not just an extracurricular activity. Allen opened a brand new \$60 million facility in 2012 that sits 18,000 people. The school gained notoriety because of the investment, but that type of facility doesn't just go to a team without a great football program. Williams graduated a year before the stadium was in use, but he is proud of the school he went to. "I was lucky that I moved to the district early on," Williams said. Just in the 2019 NFL Draft, Allen High School had three former players selected, including Greg Little, Bobby Evans and the No. 1 overall pick, Kyler Murray.



WELCOME TO THE NFL

Growing up, Williams favorite player was always Reggie Bush. He wore number five in high school to emulate Bush. When Williams got drafted by the Bills, Bush was playing there. "We were in the same running back room and that was sort of my 'Welcome to the NFL moment'." Williams said. When he was in middle school, he even presented a PowerPoint to his class on Bush. However, Williams decided to give it some time before he said anything about it. "I had to wait until we were cool."

NFL HIGHLIGHTS

- In three seasons with the Bills, Broncos, Saints and Colts, he has played in 14 games and has carried the ball 30 times for 94 yards as well as two receptions for one yard.
- With the Saints and Colts in 2018, he appeared in three games and totaled three carries.
- In 2017, he spent most of the season on the Broncos practice squad prior to being signed to the Saints active roster on November 14. He did not see game action.
- In 2016, he played in 11 games and had 27 carries for 94 yards and one touchdown.

COLLEGE HIGHLIGHTS

- Appeared in 36 games (24 starts) and rushed the ball 406 times for 2,321 yards and 16 touchdowns at Arkansas.
- Had nine 100-yard games and a 5.7 yards per rush average. Also added 26 receptions for 345 yards and six touchdowns.
- He did not play in 2015 after suffering a foot injury. Selected to the preseason All-SEC second-team by the media and *Athlon*.
- In 2014, he appeared in 13 games (11 starts) and totaled 211 rushes for 1,190 yards and 12 touchdowns. He also had 11 catches for 65 yards and two touchdowns. Named to The Associated Press All-SEC second-team and was an Earl Campbell Award semifinalist.

COLLEGE HIGHLIGHTS CONT...

- As a sophomore, he played in 12 games (11 starts) and had 150 rushes for 900 yards and four touchdowns as well as seven receptions for 72 yards and two touchdowns.
- In 2012, he appeared in 11 games (two starts) and accumulated 45 rushes for 231 yards and also had eight receptions for 208 yards and two touchdowns.

PERSONAL

- Attended Allen (Texas) High School and had more than 3,500 rushing yards during his career.
- As a senior, he had 1,169 yards and 12 touchdowns while adding 14 receptions for 161 yards and two touchdowns.
- He played for the West Team in the inaugural Semper Fidelis All-American Bowl.
- His brother, Jeremiah, played football at Eastern Kentucky from 2011-12.
- Majored in communications.
- A native of Allen, Texas.



@JWILLPART2



@JWILLPART2

33 JONATHAN WILLIAMS

RUNNING BACK



ADDITIONAL TRANSACTIONS

- Promoted to the Indianapolis active roster on November 21, 2018.
- Signed by the Colts to the practice squad on October 2, 2018.
- Waived by the New Orleans Saints on September 28, 2018.
- Promoted to the New Orleans active roster from the practice squad on September 8, 2018.
- Signed to the Saints practice squad on September 2, 2018.
- Waived by New Orleans on September 1, 2018.
- Signed to the Saints active roster from the Denver Broncos practice squad on November 14, 2017.
- Signed to the Denver practice squad on September 5, 2017.
- Waived by the Buffalo Bills on September 3, 2017.
- Selected by the Buffalo in the fifth round (156th overall) of the 2016 NFL Draft.

JONATHAN WILLIAMS - NFL REGULAR SEASON STATISTICS

DATE TEAM	GP GS	NO.	RUSHING				TD	NO.	RECEIVING			LG	TD
			YDS.	AVG.	LG	YDS.			AVG.	YDS.			
2016 Bills	11 0	27	94	3.5	20	1	1	0	0.0	0	0	0	
2017 Bills	0 0	0	0	0.0	0	0	0	0	0.0	0	0	0	
Went from Bills to Broncos.													
2017 Broncos	0 0	0	0	0.0	0	0	0	0	0.0	0	0	0	
Went from Broncos to Saints.													
2017 Saints	0 0	0	0	0.0	0	0	0	0	0.0	0	0	0	
2017 TOTAL	0 0	0	0	0.0	0	0	0	0	0.0	0	0	0	
2018 Saints	3 0	3	0	0.0	1	0	1	1	1.0	1	1	0	
Went from Saints to Colts.													
2018 Colts	0 0	0	0	0.0	0	0	0	0	0.0	0	0	0	
2018 TOTAL	3 0	3	0	0.0	1	0	1	1	1.0	1	1	0	
TOTALS	14 0	30	94	3.1	20	1	2	1	0.5	1	1	0	

JONATHAN WILLIAMS - NFL POSTSEASON STATISTICS

DATE TEAM	GP GS	NO.	RUSHING				TD	NO.	RECEIVING			LG	TD
			YDS.	AVG.	LG	YDS.			AVG.	YDS.			
2017 Saints	0 0	0	0	0.0	0	0	0	0	0.0	0	0	0	
2018 Colts	0 0	0	0	0.0	0	0	0	0	0.0	0	0	0	
TOTALS	0 0	0	0	0.0	0	0	0	0	0.0	0	0	0	

SINGLE-GAME HIGHS: RUSHING/RECEIVING

Rush Attempts 5 vs. New England Patriots, Oct 30, 2016
...1 more at 5.

Rushing Yards 26 at Cincinnati Bengals, Nov 20, 2016
21 vs. San Francisco 49ers, Oct 16, 2016
12 vs. Jacksonville Jaguars, Nov 27, 2016
...1 more at 12.

Longest Runs 20 at New York Jets, Jan 01, 2017
9 at Cincinnati Bengals, Nov 20, 2016
8 vs. New England Patriots, Oct 30, 2016

Rushing TDs 1 vs. New England Patriots, Oct 30, 2016

Receptions 1 at Atlanta Falcons, Sep 23, 2018
...1 more at 1.

Receiving Yards 1 at Atlanta Falcons, Sep 23, 2018

Longest Receptions 1 at Atlanta Falcons, Sep 23, 2018

All-purpose yards 26 at Cincinnati Bengals, Nov 20, 2016
21 vs. San Francisco 49ers, Oct 16, 2016
12 vs. Jacksonville Jaguars, Nov 27, 2016
...1 more at 12.

Miscellaneous Tackles 1 at New York Jets, Jan 01, 2017

Most TDs 1 vs. New England Patriots, Oct 30, 2016



@JWILLPART2



@JWILLPART2

33

JONATHAN WILLIAMS

RUNNING BACK



2018 GAME-BY-GAME REGULAR SEASON STATISTICS (SAINTS/COLTS)

DATE	OPPONENT	P/S	RUSHING				RECEIVING			TD	W/L	SCORE
			ATT	YDS	LG	TD	NO	YDS	LG			
09/09	Buccaneers	P	1	0	0	0	0	0	0	0	L	40-48
09/16	Browns	P	1	-1	-1	0	0	0	0	0	W	21-18
09/23	at Falcons	P	1	1	1	0	1	1	1	0	W	43-37+
09/30	at Giants										W	33-18
DID NOT PLAY												
Went from Saints to Colts .												
10/04	at Patriots										L	24-38
10/14	at Jets										L	34-42
10/21	Bills										W	37-5
10/28	at Raiders										W	42-28
11/11	Jaguars										W	29-26
11/18	Titans										W	38-10
11/25	Dolphins										W	27-24
12/02	at Jaguars										L	0-6
12/09	at Texans										W	24-21
12/16	Cowboys										W	23-0
12/23	Giants										W	28-27
12/30	at Titans										W	33-17
2018 TOTALS	3-0		3	0	1	0	1	1	1	0	12-4	

+ - Overtime

2017 GAME-BY-GAME POSTSEASON STATISTICS (SAINTS)

DATE	OPPONENT	P/S	RUSHING				RECEIVING			TD	W/L	SCORE
			ATT	YDS	LG	TD	NO	YDS	LG			
01/07	Panthers										W	31-26
01/14	at Vikings										L	24-29
2017 TOTALS	0-0		0	0	0	0	0	0	0	0	1-1	

2018 GAME-BY-GAME POSTSEASON STATISTICS (COLTS)

DATE	OPPONENT	P/S	RUSHING				RECEIVING			TD	W/L	SCORE
			ATT	YDS	LG	TD	NO	YDS	LG			
01/05	at Texans										W	21-7
01/12	at Chiefs										L	13-31
2018 TOTALS	0-0		0	0	0	0	0	0	0	0	1-1	



@JWILLPART2



@JWILLPART2

31 QUINCY WILSON

CORNERBACK



6-2 • 193

NFL EXP: 3 (3rd Year with Colts)

BORN: 8/16/96



FLORIDA



Wilson was selected by the Colts in the second round (46th overall) of the 2017 NFL Draft.

DOWN THE STRETCH

What is something interesting about you that most people may not know: I train athletes on my own (even outside of football).

Favorite TV show: "The Office"

If you could have lunch with three people, living or dead, who would they be: Michael Jackson, Kobe Bryant and Dr. Martin Luther King, Jr.

Do you try to model your game after any current or former players: I'd say I model my game after Xavier Rhodes. We're pretty much the same kind of corner. I watch him a lot. Patrick Peterson, too.

Do you have a "Welcome to the NFL" moment: I'd probably say the Buffalo game in the blizzard, because that was my first time seeing snow.

What's the one thing you couldn't live without: My family

Did you have an important coach or mentor growing up: I would say my dad. He was always my coach growing up. Everything I know about the game literally came from him.

What's on your bucket list: To go somewhere out of the country. The only time I've been out of the country was on a cruise. I want to go to Paris or something.

A FLORIDA FOOTBALL FAMILY

Quincy is part of a proud line of cornerbacks. His father, Chad Wilson, was a corner at the University of Miami from 1992-94. Chad was an All-Big East selection his senior year and signed with the Seattle Seahawks as a rookie free agent. Quincy's younger brother, Marco, is currently following his older brother's footsteps as a cornerback at the University of Florida. Marco started every game as a freshman in 2017 for the Gators and earned All-SEC Freshman Team honors. "I'm excited to watch him," Quincy said. "I think he'll be better than me when it's all said and done." Naturally, Chad taught his boys the game at a young age and then coached both at the high school level. "He would always take me and my brother out to the field," Quincy said. "He was super hands-on."



@DC_WILSON954



@6IX954

31 QUINCY WILSON

CORNERBACK



NFL HIGHLIGHTS

- Saw action in 20 games (10 starts) in two seasons and totaled 49 tackles (39 solo), 2.0 tackles for loss, two interceptions, eight passes defended, one fumble recovery and one special teams stop.
- Appeared in 13 games (five starts) in 2018 and had 27 tackles (20 solo), one interception, two passes defended, one fumble recovery and one special teams stop. In two postseason games, he had seven tackles (five solo).
- Saw action in seven games (five starts) during his 2017 rookie season and totaled 22 tackles (19 solo), 2.0 tackles for loss, one interception and six passes defended.

PERSONAL

- Attended University School, a college preparatory school in Fort Lauderdale, Fla.
- Regarded as a four-star recruit by *Rivals.com* and the 14th-best cornerback in his class.
- Helped University School reach the Class 4A regional finals and was named to the Class 4A first-team defense.
- His father, Chad Wilson, played cornerback at Miami (FL) from 1992-94. His brother is a cornerback at the University of Florida.
- Participated in the 2014 Under Armour All-American Game as a high school senior.

COLLEGE HIGHLIGHTS

- Was one of two players for the Gators to start every game during his final season in 2016.
- Named Second Team All-SEC by The Associated Press, *Athlon Sports* and *Gridiron Now*.
- Appeared in 39 games (24 starts) over three seasons, recording 84 tackles (47 solo), 4.5 tackles for loss, 1.0 sack, 17 passes defended, six interceptions (one returned for a touchdown) and one forced fumble in his collegiate career.
- In 2016 recorded 33 tackles (18 solo), 3.5 tackles for loss, 1.0 sack, three interceptions (one returned for a touchdown) and six passes defended.
- Earned Second Team All-SEC honors from The Associated Press, *Athlon Sports* and *Gridiron Now*.
- Played in all 14 games and posted nine starts in 2015.
- Recorded 29 tackles (13 solo), seven passes defended and two interceptions.
- In 2014, recorded 22 tackles (16 solo), 1.0 tackle for loss, four passes defended, one interception and one forced fumble.

QUINCY WILSON - NFL REGULAR SEASON STATISTICS

DATE	TEAM	GP	GS	TK	S	A	TACKLES				QBH	NO	INTERCEPTIONS				FUMBLES				ST				MISC				
							TFL	YDS	SK	YDS			YDS	LG	TD	PD	FF	FR	YDS	TK	S	A	FF	FR	S	A			
2017	Colts	7	5	22	19	3	2	4	0.0	0.0	0	1	33	33	0	6	0	0	0	0	0	0	0	0	0	0	0	0	0
2018	Colts	13	5	27	20	7	0	0	0.0	0.0	0	1	0	0	0	2	0	1	38	1	0	1	0	1	0	0	0	0	0
TOTALS		20	10	49	39	10	2	4	0.0	0.0	0	2	33	33	0	8	0	1	38	1	0	1	0	0	0	0	0	0	0

QUINCY WILSON - NFL POSTSEASON STATISTICS

DATE	TEAM	GP	GS	TK	S	A	TACKLES				QBH	NO	INTERCEPTIONS				FUMBLES				ST				MISC				
							TFL	YDS	SK	YDS			YDS	LG	TD	PD	FF	FR	YDS	TK	S	A	FF	FR	S	A			
2018	Colts	2	0	7	5	2	0	0	0.0	0.0	0	0	0	0	0	0	0	0	0	0	0	0	0	0	0	0	0	0	0
TOTALS		2	0	7	5	2	0	0	0.0	0.0	0	0	0	0	0	0	0	0	0	0	0	0	0	0	0	0	0	0	0



@DC_WILSON954



@6IX954



SINGLE-GAME HIGHS: DEFENSIVE

Total Tackles	8 vs. Denver Broncos, Dec 14, 2017 6 vs. Jacksonville Jaguars, Nov 11, 2018 4 vs. Dallas Cowboys, Dec 16, 2018 ...1 more at 4.	Interceptions	1 vs. Tennessee Titans, Nov 18, 2018 ...1 more at 1.
Passes Defensed	3 at Buffalo Bills, Dec 10, 2017 2 vs. Arizona Cardinals, Sep 17, 2017 1 vs. Miami Dolphins, Nov 25, 2018 ...2 more at 1.	Interception Return Yards	33 vs. Houston Texans, Dec 31, 2017
Fumble Recoveries	1 vs. Buffalo Bills, Oct 21, 2018	Special Teams Tackles	1 vs. Buffalo Bills, Oct 21, 2018
Tackles For Loss	1 vs. Houston Texans, Dec 31, 2017 ...1 more at 1.		

SINGLE-GAME HIGHS - POSTSEASON: DEFENSIVE

Total Tackles	5 at Houston Texans, Jan 05, 2019 2 at Kansas City Chiefs, Jan 12, 2019
----------------------	--

2017 GAME-BY-GAME REGULAR SEASON STATISTICS (COLTS)

DATE OPPONENT	TACKLES							INTERCEPTIONS					FUMBLES			ST				MISC			SCORE			
	TK	S	A	SK	YDS	TFL	YDS	QBH	NO	YDS	LG	TD	PD	FF	FR	YDS	TK	S	A	FF	FR	S		A	W/L	
09/10 at Rams	P	1	1	0	0.0	0.0	0	0	0	0	0	0	0	0	0	0	0	0	0	0	0	0	0	L	9-46	
09/17 Cardinals	S	2	2	0	0.0	0.0	0	0	0	0	0	0	2	0	0	0	0	0	0	0	0	0	0	L	13-16+	
09/24 Browns										INACTIVE														W	31-28	
10/01 at Seahawks										INACTIVE														L	18-46	
10/08 49ers										INACTIVE														W	26-23+	
10/16 at Titans										INACTIVE														L	22-36	
10/22 Jaguars										INACTIVE														L	0-27	
10/29 at Bengals										INACTIVE														L	23-24	
11/05 at Texans										INACTIVE														W	20-14	
11/12 Steelers										DID NOT PLAY (NON-INJURY)														L	17-20	
11/26 Titans										INACTIVE														L	16-20	
12/03 at Jaguars	P	4	3	1	0.0	0.0	0	0	0	0	0	0	0	0	0	0	0	0	0	0	0	0	0	L	10-30	
12/10 at Bills	S	2	2	0	0.0	0.0	1	3	0	0	0	0	0	3	0	0	0	0	0	0	0	0	0	L	7-13+	
12/14 Broncos	S	8	7	1	0.0	0.0	0	0	0	0	0	0	0	0	0	0	0	0	0	0	0	0	0	L	13-25	
12/23 at Ravens	S	3	2	1	0.0	0.0	0	0	0	0	0	0	0	0	0	0	0	0	0	0	0	0	0	L	16-23	
12/31 Texans	S	2	2	0	0.0	0.0	1	1	0	1	33	33	0	1	0	0	0	0	0	0	0	0	0	W	22-13	
2017 TOTALS	7-5	22	19	3	0.0	0.0	2	4	0	1	33	33	0	6	0	0	0	0	0	0	0	0	0	0	0	4-12

+ - Overtime

2018 GAME-BY-GAME REGULAR SEASON STATISTICS (COLTS)

DATE OPPONENT	TACKLES							INTERCEPTIONS					FUMBLES			ST				MISC			SCORE		
	TK	S	A	SK	YDS	TFL	YDS	QBH	NO	YDS	LG	TD	PD	FF	FR	YDS	TK	S	A	FF	FR	S		A	W/L
09/09 Bengals	S	1	1	0	0.0	0.0	0	0	0	0	0	0	0	0	0	0	0	0	0	0	0	0	0	L	23-34
09/16 at Redskins	P	2	1	1	0.0	0.0	0	0	0	0	0	0	0	0	0	0	0	0	0	0	0	0	0	W	21-9
09/23 at Eagles										INACTIVE														L	16-20
09/30 Texans										INACTIVE														L	34-37+
10/04 at Patriots										INACTIVE														L	24-38
10/14 at Jets	P	2	1	1	0.0	0.0	0	0	0	0	0	0	0	0	0	0	0	0	0	0	0	0	0	L	34-42
10/21 Bills	P	0	0	0	0.0	0.0	0	0	0	0	0	0	0	0	1	38	1	0	1	0	0	0	0	W	37-5
10/28 at Raiders	P	1	0	1	0.0	0.0	0	0	0	0	0	0	0	0	0	0	0	0	0	0	0	0	0	W	42-28
11/11 Jaguars	P	6	6	0	0.0	0.0	0	0	0	0	0	0	0	0	0	0	0	0	0	0	0	0	0	W	29-26
11/18 Titans	S	3	1	2	0.0	0.0	0	0	0	1	0	0	0	1	0	0	0	0	0	0	0	0	0	W	38-10
11/25 Dolphins	P	1	1	0	0.0	0.0	0	0	0	0	0	0	0	1	0	0	0	0	0	0	0	0	0	W	27-24
12/02 at Jaguars	S	3	3	0	0.0	0.0	0	0	0	0	0	0	0	0	0	0	0	0	0	0	0	0	0	L	0-6
12/09 at Texans	P	0	0	0	0.0	0.0	0	0	0	0	0	0	0	0	0	0	0	0	0	0	0	0	0	W	24-21
12/16 Cowboys	P	4	3	1	0.0	0.0	0	0	0	0	0	0	0	0	0	0	0	0	0	0	0	0	0	W	23-0
12/23 Giants	S	3	2	1	0.0	0.0	0	0	0	0	0	0	0	0	0	0	0	0	0	0	0	0	0	W	28-27
12/30 at Titans	S	1	1	0	0.0	0.0	0	0	0	0	0	0	0	0	0	0	0	0	0	0	0	0	0	W	33-17
2018 TOTALS	13-5	27	20	7	0.0	0.0	0	0	0	1	0	0	0	2	0	1	38	1	0	1	0	0	0	0	10-6

+ - Overtime



31 QUINCY WILSON

CORNERBACK



2018 GAME-BY-GAME POSTSEASON STATISTICS (COLTS)

DATE OPPONENT		TACKLES								INTERCEPTIONS					FUMBLES			ST				MISC					
		TK	S	A	SK	YDS	TFL	YDS	QBH	NO	YDS	LG	TD	PD	FF	FR	YDS	TK	S	A	FF	FR	S	A	W/L	SCORE	
01/05 at Texans	P	5	4	1	0.0	0.0	0	0	0	0	0	0	0	0	0	0	0	0	0	0	0	0	0	0	0	W	21-7
01/12 at Chiefs	P	2	1	1	0.0	0.0	0	0	0	0	0	0	0	0	0	0	0	0	0	0	0	0	0	0	0	L	13-31
2018 TOTALS	2-0	7	5	2	0.0	0.0	0	0	0	0	0	0	0	0	0	0	0	0	0	0	0	0	0	0	0	1-1	



@DC_WILSON954



@6IX954



2019 INDIANAPOLIS COLTS NFL DRAFT PICKS

(Bottom row from left to right: Head Coach Frank Reich, No. 65 Jayvon Patterson, No. 37 Khar Williams, No. 52 Ben Barouq, Owner & CEO Jim Irsay, No. 34 Rock Ya-Sin, No. 15 Farris Campbell, General Manager Chris Ballard, No. 39 Marvell Tell III, (Top row from left to right: No. 45 E.J. Speed, No. 91 Gerri Green, No. 71 Jackson Barton, No. 58 Bobby Okereke

34 ROCK YA-SIN

CORNERBACK



6-0 • 190

NFL EXP: Rookie

BORN: 5/23/96

Ya-Sin was selected by the Colts in the second round (34th overall) of the 2019 NFL Draft.



TEMPLE



DOWN THE STRETCH

What is on your bucket list: I want to have a successful NFL career. I want to get my bachelor's in psychology. I want to go to physical therapy school and get a master's degree. I also want to travel the world with my mom.

What is your pregame ritual: I like to go out and play catch before warmups with one of my teammates. Then come back in the locker room and listen to some Meek Mill.

Do you have any nicknames: Rock

Favorite artist: Meek Mill

Favorite food: Chicken wings

Favorite movie: "Bad Boys"

Favorite TV show: "Spartacus"

Best advice you've ever been given: Probably from Pierre Desir telling me about study habits, watching film and how to take care of my body.

Who is a mentor that you look up to: Eric Berry

What is one thing you can't live without: My family

Who was your favorite athlete growing up: Troy Polamalu



A TOUGH DECISION

Ya-Sin was a two-time wrestling state champion in high school in two different weight classes (145 lbs and 152 lbs). He didn't test out football until his junior year of high school and after the season his wrestling coach gave him some wise words in terms of his football potential. "You just started playing football. In one year you've seen how far you have come, imagine how far you can go." When Ya-Sin talked to Presbyterian's Head Coach, Tommy Spangler, he felt even more comfortable with his decision to play football instead of wrestling in college. "I believed in him. I trusted him." He left wrestling scholarships on the table from Virginia Tech, Virginia and N.C. State. It all ended up paying off in the end when he eventually transferred to Temple and performed well enough to get invited to the NFL Combine and be selected in the second round of the 2019 NFL Draft.



THE NAME ROCK

Ya-Sin is known by Rock now, but that wasn't always the case. He was born Abdurrahman Ibn Ya-Sin and didn't start going by Rock until he was in high school. During his sophomore year of high school, his wrestling coach, Keith Johnson, couldn't pronounce his first name and started calling him Rock. "It just stuck," Ya-Sin said. It didn't end up being on sport guides until his football coach started calling him Rock in 11th grade and adding the name to the official roster.

COLLEGE HIGHLIGHTS

- Played in 45 games (35 starts) between his time with Presbyterian College and Temple and recorded 142 tackles, 5.0 tackles for loss, seven interceptions, 31 passes defended and three fumble recoveries.
- In his lone season at Temple, he started 12 games and was named a First Team American Athletic Conference choice after finishing with 47 tackles (36 solo), 2.0 tackles for loss and 12 passes defended. He was awarded a single-digit jersey, which are awarded to the nine toughest players on the team.
- In 2017 at Presbyterian College, he started 11 games and was named a First Team All-Big South selection and recorded 49 tackles, a school-record five interceptions and two fumble recoveries.

HELP FROM A PRO BOWLER

Ya-Sin didn't start playing football until his junior year of high school after getting advice from his wrestling coach to try out the sport. Before his first season, Ya-Sin attended Eric Berry's football camp the summer before the season and had the opportunity to chat with him there. "He gave me some advice on working hard and putting my all into this." They still stay in touch to his day and Ya-Sin credits Berry's advice as the start of his preparation for the NFL. "It really stuck with me for a long time." This past summer, Ya-Sin had the chance to be one of the coaches for Berry's camp.



COLLEGE HIGHLIGHTS CONT...

- As a sophomore, he started 11 games and tallied 31 tackles, 2.0 tackles for loss, one fumble recovery, nine passes defended and one defensive touchdown.
- In 2015, he appeared in 11 games (two starts) and accumulated 15 tackles and two passes defended.

PERSONAL

- Attended Southwest Dekalb (Ga.) High School.
- Was a two-time all-county and all-region selection and Dekalb's leader in interceptions.
- A three-time region champion, three-time county champion and two-time state champion wrestler.
- A member of both the Honor Roll and Principal's List.
- Born Abdurrahman Ibn Ya-Sin.



52 BEN BANOGU

LINEBACKER



(BANN-uh-goo)

6-3 • 252

NFL EXP: Rookie

BORN: 1/19/96

TCU Texas Christian



Banogu was selected by the Colts in the second round (49th overall) of the 2019 NFL Draft.

DOWN THE STRETCH

What is on your bucket list: I would like to travel the world. I would like to achieve all the goals that I have set out for myself as far as football. I also want to skydive.

Do you have any nicknames: In college I got Bombay and Bennie and the Jets.

Do you have a pregame ritual: Usually I just make sure I get a lap around the field. I listen to a certain playlist that I would go through throughout the whole year. I usually play it right before the game starts.

What is your favorite TV show: Growing up it was either "Dragon Ball Z" or "Drake and Josh."

What is your favorite movie: "Big Daddy"

What is the best advice that you have ever gotten: Stay true to yourself, just be you and everything else will take care of itself.

Who is your mentor: On the field it would probably be my coaches at TCU and my coach at ULM. Also, my brothers Prince, Michael and Wisdom.

What are your pet peeves: When people mispronounce my last name. I know it seems hard, but it is only six letters. People always try and add a little flavor to it because they feel like they need to. Also, when people think they are better than everybody else.

Do you have any hidden talents: I picked up juggling my senior year to ease my mind throughout the day. I would like to think I am kind of a comedian – I like to think I am funny.

What is one thing you can't live without: My mom's spaghetti.

52 BEN BANOGU

LINEBACKER

(BANN-uh-goo)



FULFILLING HIS PROMISE

Banogu had a chance to declare for the NFL Draft after his junior year when he was named First Team All-Big 12 after posting 49 tackles (29 solo), 16.5 tackles for loss, 8.5 sacks, one pass defended and three forced fumbles. He was projected to go as high as the first round, but he wanted to finish his career the right way. "I feel like it would of been a disservice if I left without finishing," Banogu said. It was an easy decision because when he decided to transfer to TCU, he promised his mom that he would get his degree from there. "At the end of the day I just went back to my roots and I knew it was something I had to do."



FROM QB TO A HYBRID DEFENDER

Banogu didn't start playing defense until his sophomore year of high school. He played quarterback and had aspirations of being Prosper High School's starting quarterback until Davis Webb, who was selected by the New York Giants in the third round (87th overall) of the 2017 NFL Draft, won the starting job. "The coaches loved him obviously. So I was like, 'I need to find a way to get on the field somehow,'" Banogu said. He ended up switching to defensive end his sophomore year and the rest is history.

PERSONAL

- Attended Prosper (Texas) High School and played under Head Coach Kent Scott.
- Earned third team all-district and third team all-state honors as a senior.
- As a senior, finished with 21 tackles for loss and 10.5 sacks.
- Earned three letters with the football program.
- Selected as one of *Dallas Morning News*' Top Five Players of the Week.
- Also earned all-district and all-area honors in track and field.
- Was born in Nigeria before his family moved to Texas.
- Grew up in McKinney, Texas.

COLLEGE HIGHLIGHTS

- Started 40 games during his college career at TCU and Louisiana-Monroe and finished with 151 tackles, 49.0 tackles for loss, 22.0 sacks, one pass defended, five forced fumbles and two fumble recoveries. At TCU, he started 27 games and finished with 106 tackles (71 solo), 34.5 tackles for loss, 17.0 sacks, one pass defended, five forced fumbles and two fumble recoveries.
- In 2018, he was named First Team All-Big 12 and Honorable-Mention Big 12 Defensive Lineman of the Year after starting 13 games and recording 57 tackles (42 solo), 18.0 tackles for loss, 8.5 sacks, two forced fumbles and two fumble recoveries. He was also chosen as the Big 12 Defensive Player of the Week against Baylor.
- After transferring to TCU, he was named 2017 First Team All-Big 12 and Honorable Mention Big 12 Defensive Lineman of the Year after he accumulated 49 tackles (29 solo), 16.5 tackles for loss, 8.5 sacks, one pass defended and three forced fumbles.
- Sat out the 2016 season due to NCAA transfer rules.
- In 2015 with Louisiana-Monroe, he was named to the All-Sun Belt Newcomer Team after he started 13 games and recorded 45 tackles, 14.5 tackles for loss and 5.0 sacks.
- He redshirted the 2014 season at Louisiana-Monroe.

15 PARRIS CAMPBELL

WIDE RECEIVER



6-0 • 208

NFL EXP: Rookie

BORN: 7/16/97



OHIO STATE



Campbell was selected by the Colts in the second round (59th overall) of the 2019 NFL Draft.

DOWN THE STRETCH

What is on your bucket list: I definitely want to travel to Paris, mostly because of my first name. But no, I want to have dinner at the Eiffel Tower.

Do you have any nicknames: Everybody just calls me 'P'

Do you have a pregame ritual: In college I always ate pasta before the game. When we got dressed in our pregame suits I always had to wear the same underwear.

Who is your favorite artist: Juice Wrld

What is your favorite food: Baked Ziti

What is your favorite vacation spot: Universal Studios

What is your favorite TV show: "Prison Break"

What is your favorite movie: "Polar Express"

What is the best advice that you have ever gotten: My mom said, "Never give up no matter how hard it gets. There is always a light at the end of the tunnel."

Who is your mentor: I would say my mom. She has always been the one that has been in my corner and someone I can always talk to.

What are your pet peeves: I hate being lied to. I hate people that have headphones but play their music out loud. Also people that invade your space.

Do you have any hidden talents: I am a fantastic 2K player.

What are your hobbies outside of football: I like to play video games, listen to music. I'm also into fashion.

Who was your favorite athlete growing up: LeBron James

15 PARRIS CAMPBELL

WIDE RECEIVER



RESPECT FROM A KING

While at St. Vincent-St. Mary High School in Akron, Ohio, Campbell dominated on the football field and earned all-state honors as a senior after rushing for 1,584 yards and 22 touchdowns to lead the team to a second-straight state championship. Earlier in his high school career, he garnered the attention of one of the most famous athletes in the world and a St. Vincent-St. Mary alum, LeBron James. "Our relationship started right around my sophomore, junior year of high school," Campbell said. James has tweeted about Campbell multiple times throughout his career and Campbell says the two keep in touch.



COLLEGE HIGHLIGHTS

- Played in 48 games (38 starts) at Ohio State and finished with 143 receptions for 1,738 yards and 15 touchdowns. His 143 receptions and 1,768 receiving yards rank seventh and 15th, respectively, in school history.
- In 2018, he was named a First Team All-Big Ten Conference selection after playing in 14 games and totaling an Ohio State single-season record 90 receptions for 1,063 yards and 12 touchdowns. He became the fifth Buckeye to top 1,000 receiving yards in a season. Also added nine rushing attempts.
- As a junior, he was named a Third Team All-Big Ten selection by the league's coaches and a Second Team All-Big Ten return specialist by the media after appearing in 13 games and finishing with 40 receptions for 584 yards and three touchdowns. Also added nine kickoff returns for 329 yards.
- In 2016, he played in 13 games and accumulated 13 receptions for 121 yards. Also added four rushes for 54 yards and one touchdown. He was named a Third Team All-Big Ten return specialist by the league's coaches after posting 21 kickoff returns for 584 yards.
- As a redshirt freshman in 2015, he appeared in eight games and had seven tackles on special teams.
- He redshirted as a true freshman in 2014.

PERSONAL

- Attended St. Vincent-St. Mary High School in Akron, Ohio and played under Head Coach Dan Boorman.
- Rated as the No. 14 running back by *Scout.com*, the No. 15 athlete by *Rivals.com* and the No. 19 wide receiver by *247Sports*.
- He earned all-state honors a senior after rushing for 1,584 yards and 22 touchdowns to help lead St. Vincent-St. Mary to a repeat state championship.
- In 2012, he helped lead his team to a state championship after finishing with 1,353 yards and 28 touchdowns.
- Broke the Ohio state record in the 60-meter dash at the 2014 indoor championships (6.85).
- Helped St. Vincent-St. Mary to the 2013 Ohio outdoor track and field championship.
- Majored in sociology.



@PCAMPBELL21



@PCAMPBELL21

58 BOBBY OKEREKE

LINEBACKER



6-1 • 235

NFL EXP: Rookie

BORN: 7/29/96



STANFORD



Okereke was selected by the Colts in the third round (89th overall) of the 2019 NFL Draft.

DOWN THE STRETCH

Bucket list: I want to go skydiving and bungee jumping.

Pregame ritual: I like to listen to music to get in the zone. Usually it is either hip hop or rap.

Nicknames: Bob, Robert and back home and in college people call me Wap. It originated from Fetty Wap when he was real popular.

Favorite artist: Juice Wrld and Chance the Rapper

Favorite food: Sushi

What is one place you want to go: I want to go to Vegas, Miami and Hawaii.

Favorite movie: "I am Legend"

Mentor: My dad and Coach Turley throughout my years of college.

What is one thing you can't live without: Head-phones

Hobbies outside of football: I like music. I like being outdoors. I like camping, hiking and stuff like that.

Who was your favorite player growing up: LeBron James

Favorite team growing up: Phillies

Hidden talents: I am a great bass singer. I sang in my high school choir and I have a deep voice to sing that base. We sang a lot of ensembles.



@BOBBYOKEREKE



@BOBBYOKEREKE



A SCOUT'S HONOR

When Okereke was growing up in San Mateo, Calif. his mom wanted to get him involved in the community. "My mom put me in scouting around first grade because she probably wanted some structure in my life," Okereke said. Okereke started as a Cub Scout and started climbing the ranks and eventually spending eight years in the program to reach his current level as an Eagle Scout. "You have to fulfill the time allotment and there are all these different qualifications that you have to check off and get certain merit badges.

COLLEGE HIGHLIGHTS

- Played in 51 career games and totaled 240 career tackles (114 solo), 19.0 tackles for loss, 10.5 sacks, nine passes defended, three forced fumbles, one interception (returned for a touchdown), one fumble recovery and one safety.
- Was named an All-PAC-12 Honorable Mention choice and a Lott IMPACT Trophy quarterfinalist in 2018 after recording 96 tackles (52 solo), 7.5 tackles for loss, 4.5 sacks, five passes defended, two forced fumbles, one fumble recovery and one safety. Also served as a team captain.
- In 2017, he was named an All-PAC-12 Honorable Mention choice and appeared in all 14 games, making 96 tackles (48 solo), 7.5 tackles for loss, 4.0 sacks, one forced fumble and one interception (returned for a touchdown).
- Started all 13 games in 2016 and tallied 41 tackles (12 solo), 4.0 tackles for loss, 3.0 sacks and one pass defended.
- In 2015, he appeared in 11 games, making seven tackles (two solo) and had one pass defended.
- Redshirted the 2014 season as a true freshman.

PERSONAL

- Attended Foothill (Calif.) High School and played under head coach Doug Case.
- A four-time varsity letterwinner.
- A four-star recruit by *Scout.com*, *Rivals.com*, *ESPN* and *247Sports*. Ranked as the 14th best recruit in California by *Scout.com*, 16th *Rivals.com* and 17th by *247Sports* and the Nation's 10th best outside linebacker by *Rivals.com* and *247Sports*.
- PrepStar All-America and National Football Foundation Scholar-Athlete Award winner (Orange County Chapter).
- 2014 Watkins Award winner and named 2014 Orange County Metro "40 under 40."
- 2013 Orange County Register All-West Coast "Fab 15" second-team, *Los Angeles Times* All-Area first-team, MaxPreps All-State Division II first team, Century League Player of the Year, All-Century League first team, All-CIF Southwest Division, All-County first-team and Foothill Knight of the Year.
- 2012 All-Century League first-team, All CIF-Southwest Division, Foothill Coaches' Award winner and Junior Scholar Athlete of the Year.

AN OPPORTUNITY UNLIKE ANY OTHER

While Okereke was at Stanford making plays on the field and majoring in management, science and engineering, he heard about quite the opportunity. Matt Doyle, Stanford's Director of Football Operations, talked to him about an internship so he decided to apply. The opportunity was to intern with former United States Secretary of State Condoleezza Rice. "Once I got it I was just ecstatic to be working in her office," Okereke said. He assisted her in a variety of roles, but was able to contribute to the KPMG project. "We brought in kids in the lower-socioeconomic area and brought them in to tour Stanford. We brought them to the golf course and there was a scholarship attached with it." They still keep in touch to this day and Okereke is incredibly grateful for the opportunity. "It was amazing."



PERSONAL CONT...

- 2011 Sophomore Varsity Rookie of the Year.
- 2010 Foothill Coaches' Award.
- Won the 2013 Century League Title.
- Recorded 162 career tackles, 9.0 sacks, four interceptions (two returned for a touchdown) and seven passes defended.
- 2014 Semper Fidelis All-America Game West team's defensive MVP.
- His cousin, Amobi Okugo, played soccer at UCLA and plays as a midfielder and defender for the Austin Bold FC in the USL Championships league.
- Majored in management, science and engineering.
- Working on Master's degree in media studies.
- Performed in Carnegie Hall with high school choir.
- First generation American.
- Full name is Robert Nnanna Okereke and he was born in San Mateo, Calif.





5-11 • 213

NFL EXP: Rookie

BORN: 5/7/96



**MICHIGAN
STATE**



Willis was selected by the Colts in the fourth round (109th overall) of the 2019 NFL Draft.

DOWN THE STRETCH

Bucket list: I want to travel the world and go overseas a little bit.

Pregame ritual: I pray before every game.

Nicknames: Big Guy because I was big when I was a baby.

Favorite artist: Jay-Z

Favorite food: Chicken

Favorite vacation spot: Cancun, Mexico

Favorite TV show: "All American"

Favorite movie: The John Wick series

Best advice you've ever gotten: Don't look around and worry about what other people have, just focus on what God gave you and make the most out of it.

Inspiration/mentor: My father because he kept me level headed and was always looking for ways for me to get better as a person, not just as a player.

Pet peeves: I am claustrophobic so I hate being in small spaces.

Hidden talents: I'm not bad at playing the piano and I write poetry.

One thing you can't live without: My family

Favorite athlete growing up: LeBron James

Hobbies off the field: I like to play 2K and Madden. I also like doing community service.





A SPEECH HEARD AROUND THE COUNTRY

Willis had the opportunity to speak at the Big Ten Media Luncheon in 2018 after he was nominated by Mark Dantonio and selected by the media. He was the first MSU football player to speak at the event since Kirk Cousins did it in 2011. Willis delivered an eight-minute speech that touched on how Big Ten athletes have a platform to impact their communities. Willis spoke about his childhood and being inspired by the Big Ten athletes he watched while growing up in Jackson, Mich. He ended up just bringing a few bullet points to the podium and felt prepared. "I went up there and after 20-30 seconds I just sunk in and started being myself," Willis said. He received a standing ovation for the speech and it has been viewed more than 270,000 times on Twitter.



COLLEGE HIGHLIGHTS

- Played in 46 games (30 starts) at Michigan State and finished with 196 tackles (98 solo), 6.5 tackles for loss, 4.0 sacks, 20 passes defended, four interceptions and one forced fumble.
- In 2018, he was named a Third Team All-Big Ten selection by the media and All-Big Ten honorable mention by the coaches after he started all 13 games and finished with 84 tackles (41 solo), 1.0 tackle for loss, 10 passes defended and two interceptions. He gathered three awards at the team awards banquet, including the MSU Biggie Munn Award (most inspirational on defense), MSU Football Players Association Community Service Award and the MSU Captains Award.
- In 2017, he earned Honorable Mention All-Big Ten after he started all 13 games and totaled 71 tackles (39 solo), 5.5 tackles for loss, 4.0 sacks, three passes defended, two interceptions and one forced fumble. He won the team's Jim Adams Award, which is awarded to the unsung hero on defense.
- Played in 11 games (one start) in 2016 and recorded 30 tackles (16 solo) and two passes defended. He earned Academic All-Big Ten honors. Also ranked second on the team with six tackles on special teams.
- In 2015, he appeared in nine games (three starts) and accumulated 11 tackles (two solo) and one pass defended.

BILL BROOKS COUSIN

Even before being drafted by the Colts, Willis already had a tie to Indianapolis. Willis' cousin is Colts Ring of Honor member, Bill Brooks. "Bill and I have always had a great relationship," Willis said. When Willis was younger and played AAU basketball, his team would travel to Indianapolis and stay with the Brooks family. In high school, Brooks would make the trip up to Jackson, Mich. to watch Willis play both football and basketball. He has been in contact with Brooks and now that he is in Indianapolis, he is excited to even grow their relationship. "We have always stuck together and have a great relationship, and I am looking forward to continuing to build it while I'm here."



PERSONAL

- Attended Lumen Christi High School in Jackson, Mich. and played under Herb Brogan.
- Ranked the No. 50 best safety by *Scout.com*.
- Listed among the state's top seniors by *The Detroit News* (No. 4), *247Sports* (No. 9), *Lansing State Journal* (No. 10), *Detroit Free Press* (No. 14) and *ESPN.com* (No. 17).
- Named a finalist for the Michigan High School Player of the Year by *The Ann Arbor News*.
- Selected the Division 5-6 Player of the Year by the Associated Press.
- Named to the *Detroit News* and *Detroit Free Press* Dream Team.
- Also played running back in high school, and as a senior he rushed 241 times for 2,800 yards and 31 touchdowns.
- He set the Lumen Christi single-game, single-season and career rushing yard records.
- Earned AP Division 5-6 all-state honors as a junior after rushing for 1,262 yards and 22 touchdowns.
- Was one of Michigan State's recipients for the Big Ten Conference Medal of Honor, which recognizes academic and athletic excellence.
- Won the Chester Brewer Leadership Award from MSU, which is presented to a graduating senior in his last year of eligibility for distinguished performance in athletics and possessing a high degree of leadership qualities.
- His cousin is Bill Brooks, former Colts wide receiver and Colts Ring of Honor member who was with the team from 1986-92.



39 MARVELL TELL III

CORNERBACK



6-2 • 195

NFL EXP: Rookie

BORN: 8/2/96



USC



Tell III was selected by the Colts in the fifth round (144th overall) of the 2019 NFL Draft.

DOWN THE STRETCH

Bucket list: I want to go to every country in the world.

Pregame ritual: I need my music in my headphones. The music I choose it just based on how I am feeling that day.

Nicknames: Vell

Favorite food: Fruit

Strangest thing that you have eaten: Boba

What is the best advice you've ever gotten: It is not a loss, it's a lesson.

Mentor: My dad

Pet peeves: I don't like getting lied to.

Hidden talents: I am a pretty good fisher.

What is one thing you can't live without: Music

Karaoke song: Probably something by 50 Cent.

Favorite athlete growing up: Mike Vick. He is why I wore seven.

Hobbies outside of football: I like going to the movies and just relaxing with friends.

FOLLOWING IN HIS FATHER'S FOOTSTEPS

Tell III obviously wants to have a successful NFL career, but he took the steps in college to help with his life after football. His father worked in the real estate business growing up and Tell III took an interest in it as well. "I just love the idea of owning land," Tell III said. Tell III took that interest to the next step and did a summer internship with Westar Associates in Costa Mesa, Calif. "It was a great opportunity. I learned a lot from those guys." He also likes that the real estate business will always be around. "A lot of jobs are here one day and gone the next, but as long as we are alive and breathing there will be land."



@MARVELLTEL7



@MARVELLTEL7



TELL THE WORLD FOUNDATION

Tell III wants to encourage healthy eating and living for children. He has established the Tell the World Foundation with the mission to help professionals, families and communities take actions toward healthy eating choices and positive physical activity. The motto for the foundation is simple and to the point: healthy eating, healthy living.

COLLEGE HIGHLIGHTS

- Played in 37 career games (29 starts) and recorded 221 tackles (127 solo), 5.5 tackles for loss, 1.0 sack, 18 passes defended, five interceptions (one returned for a touchdown), one forced fumble, one fumble recovery and one blocked kick.
- As a team captain his senior year, he appeared in 10 games and tallied 57 tackles (39 solo), 1.0 tackle for loss, six passes defended, one interception, one forced fumble and one blocked kick. He was as All-Pac-12 honorable mention selection. Earned Pac-12 Special Teams Player of the Week honors after totaling four tackles, 1.0 tackle for loss, one interception and a blocked field goal at Arizona.
- In 2017, he was named a All-Pac-12 First Team choice after he started all 14 games for the Trojans and finished third on the team in tackles with 85 (42 solo) and added 2.5 tackles for loss, 1.0 sack, five passes defended, three interceptions (one returned for a touchdown) and one fumble recovery.
- As a sophomore, he started all 13 games and recorded 43 tackles (27 solo), 2.0 tackles for loss, three passes defended and one interception.
- In 2015, he played in 10 games (two starts) and tallied 36 tackles (19 solo), 1.0 tackle for loss and four passes defended.

PERSONAL

- Attended Crespi High School in Encino, Calif.
- Was named to the 2014 Prep Star All-American Dream Team, *USA Today* All-California, Cal-Hi Sports All-State second-team, *Orange County Register* Feb 15 first-team, *Tacoma News Tribune* Western 100, All-CIF Pac 5 Division and *Los Angeles Daily News* All-Area second-team in his senior year as he played both safety and wide receiver.
- Tallied 54 tackles, 5.0 tackles for loss, eight passes defended and one interception on defense and compiled 15 receptions for 251 yards and three touchdowns on offense his senior year.
- As a junior, he made 41 tackles, two interceptions and two passes defended on defense and 15 receptions for 253 yards and three touchdowns at receiver. He was named to the Cal-Hi Sports All-State Junior second-team.
- Recorded 52 tackles and one interception as a sophomore.
- Majored in real estate development at USC.
- A native of Pasadena, Calif.



45 E.J. SPEED

LINEBACKER



6-3 • 224

NFL EXP: Rookie

BORN: 6/1/95



TARLETON STATE



Speed was selected by the Colts in the fifth round (164th overall) of the 2019 NFL Draft.

DOWN THE STRETCH

What is on your bucket list: I want to go skydiving and snorkeling. I also want to start a shoe collection.

Do you have any nicknames: General, General-5, 5 and Speed. My last name is a nickname.

Do you have a pregame ritual: I eat pasta before each game. I pray and I also like to call family members before the game. I usually listen to Kodak and Kevin Gates.

Who is your favorite artist: Kevin Gates

What is your favorite food: Pasta

What is your favorite movie: "Get Rich or Die Trying"

What is the best advice that you have ever gotten: Hard work pays off.

Who is your mentor: My father is great at mentoring. Also, I really listen to anyone who has been through the situation I'm going through that is older. I tend to listen a lot to those people.

What is one of your pet peeves: I don't like people who talk a lot with no action.

What are your hidden talents: Cooking is definitely my hidden talent.

What are your hobbies outside of football: I am kind of a foodie. I like to restaurant hop.

What is one thing you can't live without: Prayer

Who was your favorite athlete growing up: Devin Hester



@EJ_SPEED

45 E.J. SPEED

LINEBACKER



STAYING CLOSE TO HOME

Like any high school football prospect, Speed had a tough decision to make. He was recruited by FBS schools, including Oklahoma State, Colorado and Colorado State. However, life for him changed his senior year. "My brother got diagnosed with cancer in December of my senior year in high school. So I decided to stay close to him with the chances that he would get over cancer and come and play with me at a closer school, about 45 minutes away from my house." Unfortunately, Speed's brother, Paul, passed in April of 2019. But Speed doesn't regret choosing a Division II school and thinks he is as prepared as any Division I athlete coming into the NFL. "I wouldn't say it was tough because we had a great strength and conditioning coach. We always lifted like DI athletes and trained like DI athletes."



MAKING THE SWITCH

Speed has switched positions multiple times throughout his career. During his high school career at North Crowley High School, he played quarterback and was named first-team all-district his senior year. When he arrived at Tarleton, he was converted to wide receiver and was redshirted. Then his sophomore year, he received a medical redshirt and finally ended up making the switch to linebacker in 2015. He credits his successful change in positions to his defensive coordinator at Tarleton State. "My defensive career started to blossom when Coach (Marcus) Patton got there. He did a great job of like teaching me the game – run fits, pass drops and tendencies."

COLLEGE HIGHLIGHTS CONT...

- Played in seven games in 2015 and accumulated 16 tackles (four solo) and 2.0 tackles for loss.
- He received a medical redshirt in 2014 and missed the entire season. He converted from wide receiver to linebacker in the spring.
- Redshirted as a true freshman and converted to wide receiver after playing quarterback in high school.

PERSONAL

- Attended North Crowley High School in Fort Worth, Texas.
- Ranked a two-star prospect by *Rivals.com*.
- Named a Top-30 prospect in Dave Campbell's Texas Football Magazine.
- As a senior, he was named First Team All-District after he passed for over 3,000 yards and rushed for 350 yards and one touchdown.
- Majored in kinesiology.
- A native of Fort Worth, Texas.

COLLEGE HIGHLIGHTS

- Played in 35 games and totaled 231 tackles (118 solo), 36.0 tackles for loss, 11.5 sacks, 10 passes defended, three interceptions, eight forced fumbles, four fumble recoveries and three blocked kicks. He became the highest drafted player in Tarleton State history.
- In 2018, he earned Second Team All-LSC honors after he appeared in 12 games and recorded 106 tackles (55 solo), 12.5 tackles for loss, 5.0 sacks, five passes defended, one interception and two forced fumbles. He totaled 17 tackles (nine solo), half a tackle for loss and one interception at Minnesota State. Also finished with 15 tackles (11 solo), 2.0 tackles for loss, 1.0 sack and one forced fumble against Texas A&M-Commerce.
- Played in five games in 2017 after dealing with injuries and finished with 41 tackles (24 solo), 8.5 tackles for loss, half a sack, two passes defended, one interception, one forced fumble, two fumble recoveries and one blocked kick. He had a season-high 12 tackles against Delta State.
- In 2016, he was a Second Team All-LSC choice after appearing in 11 games and totaling 68 tackles (35 solo), 13.0 tackles for loss, 6.0 sacks, three passes defended, one interception, five forced fumbles, two fumble recoveries and two blocked kicks. His five forced fumbles led the nation and he forced a career-high three forced fumbles at Eastern New Mexico.



@EJ_SPEED

91 **GERRI GREEN**
DEFENSIVE END

(GAIR-ee)



6-4 • 252

NFL EXP: Rookie

BORN: 9/14/95



**MISSISSIPPI
STATE**



Green was selected by the Colts in the sixth round (199th overall) of the 2019 NFL Draft.

DOWN THE STRETCH

What is on your bucket list: I want to go skydiving.

Do you have any nicknames: In college they called me G4.

Do you have a pregame ritual: I walk the field and get a little sweat going. Then I start visualizing it.

Who is your favorite artist: Future and Drake

Favorite food: Pancakes

What is your favorite TV show: "Criminal Minds"

What is the best advice that you have ever gotten: Just be yourself, keep your head down and work.

Who is your mentor: A guy from my hometown named Johnny Cook.

What is one of your pet peeves: People who don't put on their turn signal.

What's the one thing you couldn't live without: Pink Starbursts

What are your hobbies outside of football: I like to listen to music.

Who was your favorite athlete growing up: Brett Favre



@GERRIG_14

91 GERRI GREEN

DEFENSIVE END

(GAIR-ee)



A LOADED D-LINE

During Green's career at Mississippi State, he was joined on the defensive line by Montez Sweat and Jeffery Simmons. They were both selected in the first round of the 2019 NFL Draft. "I am going to miss playing with those guys," Green said. Green was able to be a leader in the room, but also enjoyed learning and working with those two. "We all had respect for each other and knew what each other brought to the game. With all of us in the room, it was never just one leader."



COLLEGE HIGHLIGHTS

- Appeared in 52 games (27 starts) and recorded 161 tackles (59 solo), 20.5 tackles for loss, 8.5 sacks, nine passes defended, three interceptions, three forced fumbles and two fumble recoveries.
- As a team captain in 2018, he started all 13 games and finished with 31 tackles (eight solo), 6.5 tackles for loss, 3.5 sacks and one pass defended. He was also a member of the SEC Community Service Team, participated on the SEC Football Leadership Council and was chosen as a Wuerffel Trophy nominee, which is given annually to the college football player who best combines exemplary community service with athletic and academic achievement.
- In 2017, he started all 13 games and accumulated 38 tackles (13 solo), 11.0 tackles for loss, 5.0 sacks, four passes defended, one interception, three forced fumbles and one fumble recovery. His tackles for loss and sacks both ranked third on the team and he recorded at least 1.0 tackle for loss in eight games. Also participated on the SEC Football Leadership Council.
- In 2016, he appeared in all 13 games and recorded 43 tackles (18 solo), half a tackle for loss, one pass defended and one fumble recovery.
- As a redshirt freshman, he was named to the All-SEC Freshman Team after playing in all 13 games (one start) and totaling 49 tackles (20 solo), 2.5 tackles for loss, three passes defended and two interceptions.
- He redshirted the 2014 season as a true freshman.

PERSONAL

- Attended Greenville Weston (Miss.) High School and played under Shannon Williams.
- Ranked as the No. 12 prospect in Mississippi by *ESPN.com*.
- Named a four-star recruit by *247Sports* and *Scout.com*.
- Chosen as a member of *The Mississippi Press'* Fantastic 15 list in 2013.
- Named a 2013 *Clarion-Ledger* Dandy Dozen selection.
- As a senior, he finished with 98 tackles, 11.5 tackles for loss, 5.0 sacks, seven passes defended and three forced fumbles. Also added six catches for 96 yards and two touchdowns.
- Recorded 89 tackles, four passes defended, two forced fumbles and three fumble recoveries as a junior. At tight end, he contributed with 10 receptions for 172 yards and two touchdowns.
- Graduated with a degree in agribusiness.
- Son of Gerri Sr. and Valerie Green. His father played football at Arkansas-Pine Bluff.
- Born on Sept. 14, 1995, in Jackson, Miss.
- Full name: Gerri Germaine Green.



@GERRIG_14

71 JACKSON BARTON

TACKLE



6-7 • 302

NFL EXP: Rookie

BORN: 7/16/97



UTAH



Barton was selected by the Colts in the seventh round (240th overall) of the 2019 NFL Draft.

DOWN THE STRETCH

Pregame ritual: I like to have a protein shake and jam out to either country or rock music depending how I feel.

Bucket list: I want to see Zac Brown Band in concert.

Pets: I have a Shih Tzu named Drizzy.

Nickname: Big Baby

Favorite artist: Zac Brown Band

Favorite food: Sushi

Favorite movie: "The Dark Knight"

Favorite TV show: "Friends"

What is the best advice you've ever gotten: Never waste a day

Who is your inspiration/mentor: My younger brother, Cody

What is one thing you can't live without: My wife

What is one of your pet peeves: When people talk with their mouth full

Karaoke song: "Toes" by Zac Brown Band



@BIGBABYBARTON

71 JACKSON BARTON

TACKLE



BROTHERS ON AND OFF THE FIELD

Even though he is the older brother, Jackson says he is motivated by his brother, Cody. "He is a very big inspiration to me and getting to watch him every day and how he battled to get where he is, it is a huge inspiration," Jackson said. Cody was selected in the third round (88th overall) by the Seattle Seahawks and Jackson was selected in the seventh round (240th overall) of the 2019 NFL Draft. The two became the third pair of brothers selected in the same draft since 2011, joining Tremaine and Terrell Edmunds (2018) and David and Chris Carter (2011). They didn't train together during the draft process as Jackson was in Arizona and Cody was in Florida, but they made sure to continue to push each other just like they did at Utah. "We made sure we stayed in contact every day," Jackson said. They did get to spend each other's draft day together as they both got the call when they were at their parents' house in Salt Lake City.



Photo courtesy of *The Salt Lake Tribune*

COLLEGE HIGHLIGHTS

- Played in 53 games (29 starts) at Utah and was a First Team All-Pac-12 selection as a senior.
- As a senior, he started all 14 games and helped pave the way for the team's 2,520 rushing yards and 23 rushing touchdowns. He also helped the Utes win the Pac-12 South Division.
- In 2017, he started all 13 games and was part of an offensive line that blocked the way for the Utes to average 413.4 yards per game and 2,577 rushing yards on the season.
- As a redshirt sophomore, he appeared in 13 games (two starts) and helped Utah rush for 2,782 yards, pass for 2,817 yards and total 46 offensive touchdowns.
- In 2015, he appeared in all 13 games on special teams and 11 games at left tackle and was on an offensive line that helped the team average 363.0 yards per game while totaling 47 touchdowns on the season.
- He redshirted as a true freshman in 2014.

PERSONAL

- Attended Brighton High School in Cottonwood Heights, Utah.
- Selected First Team 5A All-State in his junior and senior years.
- Second Team 5A All-State as a sophomore.
- Four star recruit by *Rivals.com* and *Scout.com*.
- Ranked as the seventh best in the nation at his position and first overall in Utah by *Rivals.com*.
- Participated in the U.S. Army All-American Combine.
- Three-year starter, Brighton team captain and also played basketball.
- His father, Paul Barton, played football and baseball at Utah and spent a year in the minors with the Toronto Blue Jay's organization.
- His mother, Mikki Kane-Barton, is a member of the Utah's Crimson Club Hall of Fame and was a two-time Honorable Mention All-America basketball player, the 1993 Western Athletic Conference Player of the Year and a three-time First Team All-WAC basketball selection. Kane-Barton also played volleyball for two years and led the nation in blocks in 1993 while also being selected to the all-conference team.
- His brother, Cody Barton, was a team captain on Utah and selected by the Seattle Seahawks in the third round (88th overall) in the 2019 NFL Draft.
- Majored in economics and is a native of Salt Lake City.



@BIGBABYBARTON

65 JAVON PATTERSON

CENTER



6-3 • 307

NFL EXP: Rookie

BORN: 7/8/97

Ole Miss **MISSISSIPPI**



Patterson was selected by the Colts in the seventh round (246th overall) of the 2019 NFL Draft.

DOWN THE STRETCH

Pregame ritual: I listen to a few songs in a particular order. I probably have them picked out a week before that. It's probably something that I am really vibing to that week.

Bucket list: I want to go on an extravagant vacation like Bora Bora or something like that.

Pets: I have a Weimaraner named Beau.

Nicknames: They just call me JP.

Favorite food: Shrimp

Favorite artist: Drake

Favorite vacation spot: The beach, preferably around Destin, Fla.

Favorite TV show: "Martin"

What is the best advice you've ever gotten: That your mind can exceed you beyond your limits.

Who is your inspiration/mentor: My brother, Brandon

Pet peeves: When someone says, "I can't."

What are some of your hobbies outside of football: I enjoy fishing, hunting and riding four-wheelers.



@JPATTERSON_8



@JPATTERSON_79

65

JAVON PATTERSON

CENTER



HELPING THE NCAA

Patterson was part of the NCAA Division I Football Ad Hoc Recruiting Working Group that makes recommendations on recruiting legislation and the recruiting calendar. Patterson was one-of-four student-athletes in the group, with the rest being athletic directors, head coaches or higher administration.



COLLEGE HIGHLIGHTS

- Played in 48 games (42 starts) and finished with 36 straight starts. Over the course of his career he registered starts at left guard (37), center (three) and right guard (two).
- In 2018, he started all 12 games at left guard and was on the 2018 Wuerffel Trophy Watch List. He helped block for Scottie Phillip's 200-yard rushing game, which was just the 10th such performance in school history versus Texas Tech. He started at left guard when the team set the school records for total offense (826) and passing yards (517) against ULM. The 826 yards were the second-most ever by an SEC team.
- Started all 12 games in 2017 and helped Ole Miss finish as the SEC leader in passing. He was a member of the SEC Football Student-Athlete Leadership Council and the SEC Community Service Team.
- In 2016, he was the only Ole Miss offensive lineman to start all 12 games (nine at left guard, three at center). Aided in pass protection as the Rebels finished 13th in the nation in passing yards (314.9 per game) and the fewest tackles for loss allowed (4.67 per game). Also helped block for Ole Miss as they scored 43 points and 522 total yards as they defeated the number one ranked Alabama.
- As a true freshman, he played in 12 games (six starts) and helped the Ole Miss offense set single-season school record in total yards, points, touchdowns and passing yards. He made the start at left guard when the Rebels scored 76 points against UT Martin, the most points by the Rebels since 1935.

PERSONAL

- Attended Petal (Miss.) High School and was coached by Marcus Boyles.
- Selected to play in the U.S. Army All-American Bowl.
- A five-star prospect, the 32nd overall and No. 1 offensive guard prospect by *247Sports*.
- Ranked as the third offensive guard by ESPN and sixth by *Scout.com*.
- Played on the offensive line for four years and went 39-15 and 6-4 in the playoffs during his tenure.
- Won the 2011 Class 6A South State Championship and was the South State runner-up in 2012.
- A 2014 Class 6A All-State First-Team selection.
- Member of *The Clarion-Ledger's* Dandy Dozen and listed by the outlet as the top prospect.
- Participated in The Opening, Nike's elite recruiting combine and the Alabama-Mississippi All-Star Game.
- Graduated high school early and enrolled at Ole Miss in January of 2015.
- Started Patterson's Footlocker, which gathers and donates socks to homeless shelters.
- Was a member of the NCAA Division I Football Recruiting Ad Hoc Working Group.
- Graduated with a degree in business marketing and was a National Football Foundation Freshman Scholar-Athlete.



@JPATTERSON_8



@JPATTERSON_79

2019 COLLEGE FREE AGENTS

9

ASHTON DULIN

WIDE RECEIVER



6-1 • 215
MALONE
NFL EXP: **Rookie**
BORN: **5/15/97**

CAREER TRANSACTIONS:

- Signed by the Colts as an undrafted free agent on May 3, 2019.

COLLEGE:

- Appeared in 39 games and set the school record in career receptions (189), receiving yards (3,188) and all-purpose yards (5,455). Added 28 receiving touchdowns and contributed with 53 rushes for 387 yards and three touchdowns.
- In 2018, he started 10 games and recorded team highs in receptions (61), receiving yards (984) and touchdowns (11). Also had 13 rushes for 120 yards and one touchdown. Led NCAA Division II with three kickoff return touchdowns. Was named the G-MAC Special Teams Player of the Year as well as G-MAC Offensive Back of the Year.
- As a junior, he started 10 games and finished with 59 receptions for 1,050 yards and 10 touchdowns.

Also added 14 rushing attempts for 137 yards and one touchdown.

- Started nine games in 2016 and accumulated 50 receptions for 825 yards and four touchdowns.
- As a freshman, he appeared in 10 games and had 19 receptions for 329 yards and three touchdowns. Added 21 rushes for 106 yards and one touchdown.

PERSONAL:

- Attended Reynoldsburg (Ohio) High School.
- He was one of just five Division II athletes invited to the 2019 NFL Combine.
- Also participated in track at Malone, where he was a 2017 Division II First Team All-American in the outdoor 400-meter hurdles and a 2018 First Team All-American in the indoor 60-meter hurdles.
- Named a two-time G-MAC Indoor and Outdoor Track Athlete of the Year.
- Native of Reynoldsburg, Ohio.

1

PENNY HART

WIDE RECEIVER



5-8 • 182
GEORGIA STATE
NFL EXP: Rookie
BORN: 7/5/96

CAREER TRANSACTIONS:

- Signed by the Colts as an undrafted free agent on May 3, 2019.

COLLEGE:

- Played in 39 games at Georgia State and ranks second in GSU history in career receptions (202), third in receiving yards (2,950) and second in touchdown receptions (19). Also ranks second in all-purpose yards (3,497). He became the first Panther to record two 1,000-yard seasons.
- In 2018, he was a Third Team All-Sun Belt Conference selection after finishing with 49 receptions for 669 yards and two touchdowns. Also contributed with nine punt returns for a single-season school record 158 yards.
- As a junior, he was named to the First Team All-Sun Belt Conference after setting the single-season school record with 74 receptions for 1,121 yards and eight touchdowns. His 1,121 receiving yards ranks second in school history. Named Sun Belt

Offensive Player of the Week against ULM (10/16) after finishing with 190 receiving yards on 11 catches.

- In 2016, he only played in two games after dealing with injuries but finished with eight receptions for 61 yards and one touchdown.
- As a freshman, he was named Sun Belt Conference Freshman of the Year and First Team All-Sun Belt after recording 71 receptions for a Sun Belt freshman record 1,099 yards and eight touchdowns. He finished with five 100-yard receiving games.

PERSONAL:

- Attended King's Ridge Christian School in Alpharetta, Ga. and played under Jeff Pickren.
- He was named a two-time First Team All-Region selection.
- Began his senior season as a receiver and running back, but moved to quarterback for the final three games.
- Majored in religious studies.
- Native of Roswell, Ga.



5-9 • 262
NORTH TEXAS
NFL EXP: Rookie
BORN: 3/15/95

CAREER TRANSACTIONS:

- Signed by the Colts as an undrafted free agent on May 5, 2019.

COLLEGE:

- Appeared in 35 games at North Texas (2018) and Arkansas (2014-17) and converted 33-of-46 field goals and 142-of-145 PATs.
- In 2018, he was a First Team All-Conference USA selection and a semifinalist for the Lou Groza Award after he made 19-of-22 field goals and 51-of-54 PATs. He ranked 24th in the nation with 108 points.
- In 2017 with Arkansas, he played in two games and went 8-for-8 on PATs, which extended his consecutive career PAT streak to 91.
- As a redshirt sophomore, he appeared in seven games and converted 5-of-7 field goals and made all 25 PATs he attempted.
- In 2015, he played in 13 games and went 9-of-15

on field goals and 58-of-58 on PATs. He tied a school record for PATs made in a season and was one of four SEC kickers to make all of his PATs.

- He redshirted the 2014 season.

PERSONAL:

- Attended Argyle (Texas) High School.
- Helped his team to the 2013 Texas 3A D2 state championship.
- Named a Parade All-American and First Team All-USA by *USA Today*.
- Won the Chris Sailer Award, which goes to the national placekicker of the year.
- Rated a three-star prospect by *ESPN.com*, *Rivals.com* and *247Sports*.
- Ranked as the No. 3 kicker in the country by *247Sports*.
- Also played soccer in high school.
- Native of Argyle, Texas



6-4 • 248
ALABAMA
NFL EXP: Rookie
BORN: 8/19/96

CAREER TRANSACTIONS:

- Signed by the Colts as an undrafted free agent on May 3, 2019.

COLLEGE:

- Appeared in 58 games and finished with 15 receptions for 124 yards and six touchdowns.
- As a team captain in 2018, he played in 15 games and totaled four receptions for 34 yards and three touchdowns. He was selected as the SEC Scholar Athlete of the Year by the league's coaches. Also was named a finalist for the Senior CLASS award.
- As a junior, he appeared in 14 games (13 starts) and had career highs in receptions (seven) and receiving yards (75). Also added three touchdowns. Helped Alabama rush for 173 yards against Florida State (9/2).
- Appeared in 15 games in 2016 and recorded three receptions for 10 yards. Named a SEC Fall Academic Honor Roll selection.

- As a freshman, he played in 14 games and had one reception for five yards. He was a SEC First-Year Academic Honor Roll selection.

PERSONAL:

- Attended Helias High School in Jefferson City, Mo. and played under Phil Pitts.
- Rated the 109th best prospect by *ESPN.com*.
- Ranked as the No. 16 tight end by *Rivals.com*.
- As a senior, he had 52 receptions for 969 yards and 11 touchdowns.
- As a junior, he finished with 61 receptions for 940 yards and 15 touchdowns.
- Named a three-time All-State selection by the Missouri Football Coaches Association.
- Participated in the 2014 Under Armour All-America Game.
- Majored in marketing.
- Native of Jefferson City, Mo.

79 JEGS JEGEDE

DEFENSIVE END

(JAY-gudd-day)



6-5 • 273
VALDOSTA STATE
NFL EXP: Rookie
BORN: 5/24/94

CAREER TRANSACTIONS:

- Signed by the Colts as an undrafted free agent on May 3, 2019.

COLLEGE:

- Appeared in 24 games and finished with 37 tackles (20 solo), 6.5 tackles for loss, 5.0 sacks, one pass defended and three blocked kicks.
- In 2018, he played in nine games and recorded 22 tackles (14 solo), 5.0 tackles for loss, 5.0 sacks and two blocked kicks.
- In 2017, he played in eight games and totaled 12 tackles (four solo), half a tackle for loss and one blocked kick.
- After transferring to Valdosta State to play football in 2016, he appeared in seven games and accumulated three tackles (two solo), 1.0 tackle for loss and one pass defended.

- Played two seasons of basketball at the College of Central Florida. He received Mid-Florida Conference Honorable Mention as a freshman. Also named to the Mid-Florida Conference All-Academic Team as a freshman.

PERSONAL:

- Graduated from Victory Rock Prep School in Sarasota, Fla.
- Original name is Iseoluwapo Jegede.
- Did not play football until suiting up for Valdosta State in 2016.
- Majored in mechanical engineering at College of Central Florida.
- Native of Lagos, Nigeria.

76 STERLING SHIPPY

DEFENSIVE TACKLE



5-11 • 283
ALCORN STATE
NFL EXP: Rookie
BORN: 8/24/95

CAREER TRANSACTIONS:

- Signed by the Colts as an undrafted free agent on May 5, 2019.

COLLEGE:

- Appeared in 34 games at Alcorn State and totaled 94 tackles (42 solo), 32.5 tackles for loss, 11.0 sacks, two passes defended, one fumble recovery and two forced fumbles.
- Started 12-of-13 games in 2018 tallying 38 tackles (19 solo), 14.5 tackles for loss and 8.0 sacks. Was named to the AFCA All-America Second-Team.
- Played in 11 games in 2017 and tallied 17 tackles (eight solo), 3.5 tackles for loss, one pass defended and half a sack.
- In 2016, he played in 10 games and recorded 39 tackles (17 solo), 14.5 tackles for loss and 2.5 sacks.
- Missed the 2015 season due to injury.

PERSONAL:

- Attended Coral Reef (Fla.) High School and is a native of Miami, Fla.

47 SHAKIAL TAYLOR

CORNERBACK



5-11 • 175
KANSAS
NFL EXP: Rookie
BORN: 12/27/96

CAREER TRANSACTIONS:

- Signed by the Colts as an undrafted free agent on May 5, 2019.

COLLEGE:

- Appeared in 21 games at Kansas and totaled 55 tackles (46 solo), 1.0 tackle for loss, three interceptions (one returned for a touchdown), eight passes defended and one forced fumble.
- In 2018, he played in 12 games and finished with 33 tackles (28 solo), 1.0 tackle for loss, three interceptions (one returned for a touchdown), five passes defended and one forced fumble.
- In 2017, he appeared in nine games and recorded 22 tackles (18 solo) and three passes defended.
- He played the 2016 season at Mesa Community College, where he played in 11 games and accumulated 42 tackles, half a tackle for loss, one interception and 18 passes defended.

- As a freshman, he played in 11 games at South Dakota State and tallied seven tackles and one pass defended.

PERSONAL:

- Attended Chaparral High School in Scottsdale, Ariz.
- As a senior, he led the Firebirds to a playoff berth after finishing with 29 tackles and four interceptions.
- His uncle, Robert Nelson, has spent time in the NFL with the Jets, Texans and Cardinals.
- Majored in sport management with a minor in business.
- Native of Lakeland, Fla.

48 TRE THOMAS

LINEBACKER



6-1 • 226
COLORADO STATE
NFL EXP: Rookie
BORN: 9/3/95

CAREER TRANSACTIONS:

- Signed by the Colts as an undrafted free agent on May 5, 2019.

COLLEGE:

- Appeared in 51 games while at Colorado State recording 218 tackles (111 solo), 18.5 tackles for loss, six passes defended, 4.5 sacks, one interceptions and one forced fumble. His 51 games played are tied for fourth in team history.
- As a senior, started 10-of-12 games and finished second on the team in tackles with 101 (42 solo). Also tallied 4.5 tackles for loss, 2.0 sacks, four passes defended, six quarterback hurries and one fumble recovery. Named to the All-Colorado Second-Team by the National Football Foundation Colorado Chapter.
- Appeared in all 13 games making one start in 2017. Recorded 41 tackles (23 solo), 2.0 tackles for loss, 1.5 sacks, two quarterback hurries and one interception which he returned for a touchdown.
- In 2016, started 10-of-13 games making 38 (22 solo) tackles, 7.0 tackles for loss and 1.0 sack.

- As a redshirt freshman he appeared in all 13 games and made three starts. Finished seventh on the team in tackles with 38 (24 solo) and had 5.0 tackles for loss.
- Redshirted his true freshman year.

PERSONAL:

- Attended Overland High School in Aurora, Colo. and was coached by Seth Replogle.
- In his three seasons he posted a school-record 322 tackles and had a single-season school-record 219 (189 solo) in his senior year.
- Averaged 19.9 tackles per game his senior season leading the state of Colorado and had 7.0 tackles for loss and 4.0 sacks.
- Named to 2013 All-Colorado First-Team, the All-Centennial First-Team and was a team captain.
- Lettered three times in basketball and twice in track and field.
- A two-star recruit by Rivals.com and Scout.com
- Majored in sociology and is a native of Denver, Colo.

JACK DOYLE
TIGHT END



 2018 SEASON IN REVIEW

2018 TOTAL STATS



2018

RECORD: 10-6 COACH: FRANK REICH
SECOND – AFC SOUTH DIVISION
HOME: 6-2 ROAD: 4-4
DIV: 4-2 CONF: 7-5 NCONF: 3-1

*Sellout ^Roof/Window Open #Roof Open/Window Closed @Roof Closed/Window Open

DATE	RESULTS	OPPONENT	ATTENDANCE
9/9	L	23-34 CINCINNATI	58,699
9/16	W	21-9 @ Washington	57,013
9/23	L	16-20 @ Philadelphia	69,696
9/30	L	34-37 HOUSTON	*57,716
10/4	L	24-38 @ New England	65,878
10/14	L	34-42 @ N.Y. Jets	77,982
10/21	W	37-5 BUFFALO	56,848
10/28	W	42-28 @ Oakland	54,372
11/11	W	29-26 JACKSONVILLE	57,473
11/18	W	38-10 TENNESSEE	57,401
11/25	W	27-24 MIAMI	57,069
12/2	L	0-6 @ Jacksonville	67,030
12/9	W	24-21 @ Houston	71,814
12/16	W	23-0 DALLAS	*66,654
12/23	W	28-27 N.Y. GIANTS	61,738
12/30	W	33-17 @ Tennessee	68,978
1/5	W	21-7 @ Houston	71,798
1/12	L	13-31 @ Kansas City	76,765

TEAM STATISTICS	COLTS	OPP
TOTAL FIRST DOWNS	371	315
Rushing	96	87
Passing	237	203
Penalty	38	25
3rd Down: M/A/Pct.	104/214 48.6	82/200 41.0
4th Down: M/A/Pct.	7/15 46.7	7/15 46.7
TOTAL NET YARDS	6179	5431
Avg. Per Game	386.2	339.4
Total Plays	1070	995
Avg. Per Play	5.8	5.5
NET RUSHING YARDS	1718	1626
Avg. Per Game	107.4	101.6
Total Rushes	408	415
NET YARDS PASSING	4461	3805
Avg. Per Game	278.8	237.8
Sacked/Yards Lost	18/134	38/228
Gross Yards	4595	4033
Att./Completions	644/432	542/384
Completion Pct.	67.1	70.8
Had Intercepted	15	15
PUNTS/AVERAGE	57/46.1	67/45.1
NET PUNTING AVG.	42.7	41.9
PENALTIES/YARDS	120/953	131/1115
FUMBLES/BALL LOST	22/19	22/11
TOUCHDOWNS	52	37
Rushing	13	12
Passing	39	21
Returns	0	4
TIME OF POSSESSION	29:46	30:14

SCORE BY PERIODS	1	2	3	4	OT	TOTAL
COLTS	83	135	87	125	3	433
OPPONENTS	76	99	80	83	6	344

PASSING	ATT.	COMP.	YDS.	PCT.	AVG./ATT.	TD	TD%
Luck	639	430	4593	67.3	7.2	39	6.1
Brissett	4	2	2	50.0	0.5	0	0.0
Ebron	1	0	0	0.0	0.0	0	0.0
COLTS	644	432	4593	67.1	7.1	39	6.1
OPPONENTS	542	384	4033	70.8	7.4	21	3.9

SCORING	TDR	TDP	TDR	PAT	FG	2P	S	TP
Vinatieri				44/47	23/27			113
Ebron	1	13						84
Mack	9	1				2		64
Hilton		6						36
Hines	2	2						24
Inman		3						18
Swoope		3						18
Rogers		2						12
Doyle		2						16
Alie-Cox		2						12
Pascal		2						12
Wilkins	1	1						6
Hewitt		1						6
Johnson		1						6
Grant		1						6
COLTS	13	39	0	44/47	23/27	4	0	433
OPPONENTS	12	21	4	36/37	28/33	0	0	344

2-Point: Conversions: Team 4/5, Opponents: 0/0
FGS 1-19 20-29 30-39 40-49 50+ Tot.
 Vinatieri 0/0 8/8 6/7 5/6 4/6 23/27
COLTS 0/0 8/8 6/7 5/6 4/6 23/27
OPPONENTS 0/0 6/6 11/11 10/12 1/4 28/33

Vinatieri: (21,38,51,55) ((35,31,28) (42,44) (38,54) (21,31) (36) (26, 25) (52) (22) (48, 46, 32) ((54) (43, 44, 23) ((53, 25) (42, 39) (48, 49, 27, 49) (55, 33, 24) (40) (59, 29, 37) (45) (30, 48, 32, 37, 45, 37, 45) (34) ((28, 52, 55) (42) (29) (30, 37) ((48) (40, 27) (38))

RUSHING	NO.	YDS.	AVG.	LG	TD
Mack	195	908	4.7	49	9
Wilkins	60	336	5.6	53	1
Hines	85	314	3.7	18	2
Luck	46	148	3.2	33	0
Turbin	4	10	2.5	5	0
Pascal	2	10	5.0	8	0
Michael	2	9	4.5	8	0
McNichols	2	4	2.0	7	0
Johnson	1	-2	-2.0	-2	0
Rogers	1	-4	-4.0	-4	0
Brissett	7	-7	-1.0	-1	0
Ebron	3	-8	-2.7	2t	1
COLTS	408	1718	4.2	53	13
OPPONENTS	415	1626	3.9	34t	12

RECEIVING	NO.	YDS.	AVG.	LG	TD
Hilton	76	1,270	16.7	68t	6
Ebron	66	750	11.4	53t	13
Rogers	53	485	9.2	34	2
Hines	63	425	6.7	28	2
Grant	35	334	9.5	23	1
Inman	28	304	10.9	29	3
Pascal	27	268	9.9	28	2
Doyle	26	245	9.4	20	2
Alie-Cox	7	133	19.0	34	2
Mack	17	103	6.1	29t	1
Johnson	6	102	17.0	34t	1
Swoope	8	87	10.9	26	3
Wilkins	16	85	5.3	17	0
Luck	1	4	4.0	4	0
Turbin	1	3	3.0	3	0
Hewitt	1	1	1.0	1t	1
Kelly	1	-4	-4.0	-4	0
COLTS	432	4595	10.6	68t	39
OPPONENTS	384	4033	10.5	80t	21

INTERCEPTIONS	NO.	YDS.	AVG.	LG	TD
K. Moore II	3	52	17.3	32	0
Leonard	2	38	19.0	28	0
Hooker	2	34	17.0	27	0
Mitchell	1	47	47.0	47	0
Goode	1	16	16.0	16	0
Odum	1	14	14.0	14	0
Walker	1	11	11.0	11	0
Farley	1	7	7.0	0	0
Desir	1	1	1.0	1	0
C. Moore	1	0	0.0	0	0
Wilson	1	0	0.0	0	0
COLTS	15	220	14.7	47	0
OPPONENTS	15	148	9.9	36	2

PUNTING	NO.	YDS.	AVG.	TB	IN20	LG	BLK.
Sanchez	57	2629	46.1	5	24	63	0
COLTS	57	2629	46.1	5	24	63	0
OPPONENTS	67	3022	45.1	0	33	62	0

PUNT RETURNS	NO.	FC	YDS.	AVG.	LG	TD
Rogers	23	28	215	9.3	51	0
Hilton	1	0	2	2.0	2	0
COLTS	24	28	217	9.0	51	0
OPPONENTS	21	18	93	4.4	15	0

KICKOFF RETURNS	NO.	YDS.	AVG.	LG	TD
Pascal	14	297	21.2	29	0
Johnson	1	23	23.0	23	0
Rogers	1	10	10.0	10	0
Wilkins	1	7	7.0	7	0
COLTS	17	337	19.8	29	0
OPPONENTS	27	595	22.0	47	0

USUAL STARTERS PRO BOWLERS IN BOLDFACE

OFFENSE	DEFENSE
WR Chester Rogers	DE Jabaal Sheard
LT Anthony Castonzo	NT Margus Hunt
LG Quenton Nelson	UT Denico Autry
C Ryan Kelly	DE Tyquan Lewis
RG Mark Glowinski	MIKE Anthony Walker
RT Braden Smith	WLB Darius Leonard
TE Eric Ebron	SAM Matthew Adams
WR T.Y. Hilton	CB Kenny Moore II
QB Andrew Luck	CB Pierre Desir
WR Ryan Grant	SS Clayton Geathers
RB Marlon Mack	FS Malik Hooker

INT.	INT.%	LG	SACKED	RATING
15	2.3	68t	18/134	98.7
0	0.0	4	0/0	56.3
0	0.0	0	0/0	39.6
COLTS	15	2.3	68t	18/134
OPPONENTS	15	2.8	80t	38/228

2018 DEFENSIVE STATS



2018 REGULAR SEASON INDIANAPOLIS COLTS DEFENSIVE STATS (THROUGH WEEK 17)

POS.	PLAYER	TKL.	AST.	COMB.	SACKS	SK. YDS.	TFL	QH	INT.	PD	FF	FR
LB	Leonard, Darius	111	52	163	7.0	48	12	8	2	8	4	2
LB	Walker, Anthony	68	36	104	1.0	6	10	2	1	4	0	1
S	Geathers, Clayton	59	27	86	0.0	0	1	2	0	3	1	0
CB	Desir, Pierre	60	19	79	0.0	0	2	0	1	8	2	1
CB	Moore II, Kenny	63	13	76	1.5	13	4	2	3	11	1	0
DE	Sheard, Jabaal	37	13	50	5.5	42	14	13	0	4	0	0
S	Hooker, Malik	30	14	44	0.0	0	0	0	2	4	0	1
DT/DE	Autry, Denico	28	9	37	9.0	58	13	11	0	1	2	1
DT	Hunt, Margus	22	8	30	5.0	26	13	6	0	2	1	1
CB	Hairston, Nate	24	5	29	0.0	0	0	0	0	1	0	0
S	Mitchell, Mike	22	6	28	0.0	0	0	0	1	1	2	0
DE	Muhammad, Al-Quadin	16	12	28	0.0	0	5	2	0	1	0	1
S	Odum, George	19	9	28	0.0	0	1	0	1	2	0	0
CB	Wilson, Quincy	20	7	27	0.0	0	0	0	1	2	0	1
LB	Adams, Matthew	19	7	26	0.0	0	5	2	0	0	0	1
LB	Franklin, Zaire	10	15	25	0.0	0	0	0	0	1	0	0
DT	Woods, Al	10	14	24	0.0	0	1	2	0	1	0	0
S	Farley, Matthias	10	7	17	0.0	0	0	0	1	4	1	0
DT	Stewart, Grover	8	9	17	0.0	0	2	0	0	0	0	0
DE	Turay, Kemoko	11	4	15	4.0	8	1	13	0	0	1	0
DE/DT	Lewis, Tyquan	9	4	13	2.0	16	3	8	0	1	0	0
CB	Maulet, Arthur	6	3	9	0.0	0	0	0	0	0	0	0
CB	Pipkins, Lenzy	6	3	9	0.0	0	0	0	0	0	0	0
LB	Goode, Najee	2	4	6	0.0	0	0	0	1	1	0	0
DT	Ridgeway, Hassan	5	1	6	0.0	0	1	0	0	0	0	0
S	Moore, Corey	3	1	4	0.0	0	0	0	1	1	0	0
LB	Moore, Skai	4	0	4	0.0	0	0	0	0	0	0	0
DE	Phillips, Carroll	1	3	4	0.0	0	0	0	0	0	0	0
DT	Ward, Jihad	4	0	4	3.0	12	3	6	0	0	0	0
CB	Milton, Chris	2	1	3	0.0	0	0	0	0	0	0	0
S	Wilcox, J.J.	2	0	2	0.0	0	0	0	0	0	0	0
LB	Thomas, Ahmad	1	0	1	0.0	0	0	0	0	0	0	0
COLTS TOTALS		692	306	998	38.0	229	91	77	15	61	15	10
OPP. TOTALS		714	198	912	18.0	135	55	84	15	95	11	9

TKL=Tackle Ast=Assist Comb=Combined TFL=Tackle for a Loss QH=Quarterback Hit Int=Interception PD=Pass Defense FF=Forced Fumble FR=Fumble Recovery BL=Blocked

2018 REGULAR SEASON COLTS SPECIAL TEAMS

POS. PLAYER	TKL.	AST.	COMB.	FF	FR	BL
LB	Goode, Najee	5	5	10	0	0
S	Odum, George	3	6	9	0	0
S	Moore, Corey	4	4	8	0	0
LB	Adams, Matthew	4	3	7	0	0
CB	Milton, Chris	3	4	7	0	1
LB	Franklin, Zaire	4	0	4	0	0
LS	Rhodes, Luke	4	0	4	0	0
S	Geathers, Clayton	2	1	3	0	0
S	Farley, Matthias	1	1	2	0	0
WR	Pascal, Zach	2	0	2	0	0
S	Wilcox, J.J.	1	1	2	0	0
CB	Hairston, Nate	1	0	1	0	0
TE	Hewitt, Ryan	1	0	1	0	0
RB	Hines, Nyheim	1	0	1	0	0
WR	Johnson, Marcus	1	0	1	0	0
CB	Moore II, Kenny	0	1	1	0	0
DE	Phillips, Carroll	1	0	1	0	0
P	Sanchez, Rigoberto	1	0	1	0	0
LB	Walker, Anthony	1	0	1	0	0
CB	Wilson, Quincy	0	1	1	0	0
TOTALS		40	27	67	0	1

DEFENSIVE STATS BY RANK

SACKS		INTERCEPTIONS		TACKLES FOR LOSS		PASSES DEFENSED		QUARTERBACK HITS	
PLAYER	NO.	PLAYER	NO.	PLAYER	NO.	PLAYER	NO.	PLAYER	NO.
D. Autry	9.0	K. Moore II	3	J. Sheard	14	K. Moore II	11	J. Sheard	13
D. Leonard	7.0	M. Hooker	2	D. Autry	13	P. Desir	8	K. Turay	13
J. Sheard	5.5	D. Leonard	2	M. Hunt	13	D. Leonard	8	D. Autry	11
M. Hunt	5.0	P. Desir	1	D. Leonard	12	M. Farley	4	D. Leonard	8
K. Turay	4.0	M. Farley	1	A. Walker	10	M. Hooker	4	T. Lewis	8
J. Ward	3.0	N. Goode	1	M. Adams	5	J. Sheard	4	M. Hunt	6
T. Lewis	2.0	M. Mitchell	1	A. Muhammad	5	A. Walker	4	J. Ward	6
K. Moore II	1.5	C. Moore	1	K. Moore II	4	C. Geathers	3	M. Adams	2
A. Walker	1.0	G. Odum	1	T. Lewis	3	M. Hunt	2	C. Geathers	2
		A. Walker	1	J. Ward	3	G. Odum	2	K. Moore II	2
		Q. Wilson	1	P. Desir	2	Q. Wilson	2	A. Muhammad	2
				G. Stewart	2	D. Autry	1	A. Walker	2
				C. Geathers	1	Z. Franklin	1	A. Woods	2
				G. Odum	1	N. Goode	1		
				H. Ridgeway	1	N. Hairston	1		
				K. Turay	1	T. Lewis	1		
				A. Woods	1	M. Mitchell	1		
						C. Moore	1		
						A. Muhammad	1		
						A. Woods	1		

2018 DEFENSIVE STATS



2018 POSTSEASON INDIANAPOLIS COLTS DEFENSIVE STATS (THROUGH WEEK 2)

POS.	PLAYER	TKL.	AST.	COMB.	SACKS	SK. YDS.	TFL	QH	INT.	PD	FF	FR
LB	Leonard, Darius	15	12	27	0.0	0	1	0	0	1	1	1
S	Geathers, Clayton	13	6	19	0.0	0	0	0	0	1	0	0
CB	Moore II, Kenny	13	6	19	3.0	22	3	4	1	3	0	0
LB	Walker, Anthony	7	5	12	0.0	0	1	0	0	0	0	0
CB	Desir, Pierre	8	3	11	0.0	0	0	0	0	1	0	0
DE	Sheard, Jabaal	3	4	7	1.0	7	1	4	0	0	0	0
CB	Wilson, Quincy	5	2	7	0.0	0	0	0	0	0	0	0
S	Wilcox, J.J.	5	1	6	0.0	0	0	0	0	1	0	0
DE	Muhammad, Al-Quadin	4	1	5	1.0	9	1	1	0	0	0	0
DT/DE	Autry, Denico	2	2	4	1.0	5	2	3	0	0	0	0
DT	Hunt, Margus	2	2	4	0.0	0	0	0	0	0	0	0
DT	Ridgeway, Hassan	1	2	3	0.5	0	1	2	0	0	0	0
S	Hooker, Malik	1	1	2	0.0	0	0	0	0	0	0	0
S	Mitchell, Mike	2	0	2	0.0	0	0	0	0	0	0	0
S	Odum, George	2	0	2	0.0	0	1	0	0	0	0	0
DT	Stewart, Grover	1	1	2	0.5	0	0	1	0	0	0	0
DE	Turay, Kemoko	2	0	2	0.0	0	1	0	0	0	0	0
LB	Adams, Matthew	0	1	1	0.0	0	0	0	0	0	0	0
COLTS TOTALS		86	49	135	7.0	43	12	15	1	7	1	1
OPP. TOTALS		66	34	100	3.0	24	5	9	1	18	1	1

TKL=Tackle Ast=Assist Comb=Combined TFL=Tackle for a Loss QH=Quarterback Hit Int=Interception PD=Pass Defense FF=Forced Fumble FR=Fumble Recovery BL=Blocked

2018 POSTSEASON COLTS SPECIAL TEAMS

POS.	PLAYER	TKL.	AST.	COMB.	FF	FR	BL
CB	Hairston, Nate	2	0	2	0	0	0
CB	Milton, Chris	2	0	2	1	0	0
LB	Adams, Matthew	0	1	1	0	0	0
S	Geathers, Clayton	1	0	1	0	0	0
LB	Goode, Najee	1	0	1	0	0	1
S	Moore, Corey	1	0	1	0	0	0
S	Odum, George	0	1	1	0	0	0
TOTALS		7	2	9	1	0	1

DEFENSIVE STATS BY RANK

SACKS		INTERCEPTIONS		TACKLES FOR LOSS		PASSES DEFENSED		QUARTERBACK HITS	
PLAYER	NO.	PLAYER	NO.	PLAYER	NO.	PLAYER	NO.	PLAYER	NO.
K. Moore II	3.0	K. Moore II	1	K. Moore II	3	K. Moore II	3	K. Moore II	4
D. Autry	1.0			D. Autry	2	P. Desir	1	J. Sheard	4
A. Muhammad	1.0			D. Leonard	1	C. Geathers	1	D. Autry	3
J. Sheard	1.0			A. Muhammad	1	D. Leonard	1	H. Ridgeway	2
H. Ridgeway	0.5			G. Odum	1	J. Wilcox	1	A. Muhammad	1
G. Stewart	0.5			H. Ridgeway	1			G. Stewart	1
				J. Sheard	1				
				K. Turay	1				
				A. Walker	1				

2018 GAME SUMMARIES



WEEK 1
Cincinnati Bengals 34, Indianapolis Colts 23
 58,699 U Lucas Oil Stadium U Sep 9, 2018



Cincinnati Bengals	3	7	7	17	—	34
Indianapolis Colts	3	13	7	0	—	23

Scoring Drives

TEAM	QTR	TIME	SCORING PLAY	CIN	IND
Bengals	1	08:20	R. Bullock: 42-yard FG (10-69, 4:50)	3	0
Colts	1	01:23	A. Vinatieri: 21-yard FG (14-72, 6:57)	3	3
Colts	2	12:02	E. Ebron: 26-yard pass from A. Luck (A. Vinatieri kick) (7-58, 3:02)	3	10
Colts	2	03:01	A. Vinatieri: 38-yard FG (12-58, 6:23)	3	13
Bengals	2	01:44	J. Ross: 3-yard pass from A. Dalton (R. Bullock kick) (5-75, 1:17)	10	13
Colts	2	00:02	A. Vinatieri: 51-yard FG (8-43, 1:42)	10	16
Colts	3	08:13	T. Hilton: 5-yard pass from A. Luck (A. Vinatieri kick) (9-60, 3:17)	10	23
Bengals	3	04:09	A. Green: 38-yard pass from A. Dalton (R. Bullock kick) (8-75, 4:04)	17	23
Bengals	4	11:07	J. Mixon: 1-yard run (R. Bullock kick) (7-55, 4:05)	24	23
Bengals	4	03:57	R. Bullock: 39-yard FG (11-58, 5:56)	27	23
Bengals	4	00:24	C. Fejedelem: 83-yard fumble return (R. Bullock kick)	34	23

Cincinnati Bengals

PASSING	ATT	CP	YDS	SK/YD	TD	LG	INT	QBR
Andy Dalton	28	21	243	2/14	2	38	1	109.7
TOTAL	28	21	243	2/14	2	38	1	109.7

RUSHING	ATT	YDS	AVG	LG	TD
Joe Mixon	17	95	5.6	27	1
Andy Dalton	2	8	4.0	7	0
Giovanni Bernard	1	-2	-2.0	-2	0
TOTAL	20	101	5.1	27	1

RECEIVING	NO	YDS	AVG	LG	TD
A.J. Green	6	92	15.3	38T	1
Joe Mixon	5	54	10.8	21	0
Tyler Boyd	3	26	8.7	17	0
Tyler Eifert	3	44	14.7	29	0
C.J. Uzomah	1	4	4.0	4	0
Giovanni Bernard	1	11	11.0	11	0
John Ross	1	3	3.0	3t	1
Tyler Kroft	1	9	9.0	9t	0
TOTAL	21	243	11.6	38	2

TOP DEFENSE	TOT	SOLO	AST	SCK	YDS	INT
Nick Vigil	11	11	0	0.0	0.0	0
Clayton Fejedelem	10	9	1	0.0	0.0	0
Jessie Bates	8	8	0	0.0	0.0	0
TOTAL	29	28	1	0.0	0.0	0

FIELD GOALS	FGA/FGM	PERCENT
Randy Bullock	2-2	100.0
TOTAL	2-2	100.0

Indianapolis Colts

PASSING	ATT	CP	YDS	SK/YD	TD	LG	INT	QBR
Andrew Luck	53	39	319	2/14	2	26	1	93.2
TOTAL	53	39	319	2/14	2	26	1	93.2

RUSHING	ATT	YDS	AVG	LG	TD
Jordan Wilkins	14	40	2.9	12	0
Nyheim Hines	5	19	3.8	6	0
Christine Michael	2	9	4.5	8	0
Andrew Luck	1	7	7.0	7	0
TOTAL	22	75	3.4	12	0

RECEIVING	NO	YDS	AVG	LG	TD
Ryan Grant	8	59	7.4	13	0
Jack Doyle	7	60	8.6	13	0
Nyheim Hines	7	33	4.7	17	0
T.Y. Hilton	5	46	9.2	13	1
Eric Ebron	4	51	12.8	26t	1
Chester Rogers	3	18	6.0	8	0
Jordan Wilkins	3	21	7.0	8	0
Erik Swoope	1	13	13.0	13	0
Zach Pascal	1	18	18.0	18	0
TOTAL	39	319	8.2	26	2

TOP DEFENSE	TOT	SOLO	AST	SCK	YDS	INT
Darius Leonard	9	6	3	0.0	0.0	0
Clayton Geathers	7	7	0	0.0	0.0	0
Nate Hairston	6	6	0	0.0	0.0	0
TOTAL	22	19	3	0.0	0.0	0

FIELD GOALS	FGA/FGM	PERCENT
Adam Vinatieri	4-3	75.0
TOTAL	4-3	75.0

The Colts lost their regular season opener to the Cincinnati Bengals, 34-23, at Lucas Oil Stadium. Following a Bengals field goal, the Colts scored 13 unanswered points on two Adam Vinatieri field goals and an Eric Ebron 26-yard touchdown reception, his first as a member of the Colts. Cincinnati posted its first touchdown of the game when John Ross hauled in a three-yard score from Andy Dalton in the second quarter. Andrew Luck then drove the Colts 43 yards in eight plays during a two-minute drill to put Vinatieri in position to split the uprights on a 51-yard field goal. Luck hit T.Y. Hilton for a five-yard touchdown in the third quarter to give Indianapolis a 23-10 lead. The Bengals responded with 24 unanswered points, including two touchdowns, a field goal and an 83-yard fumble recovery returned for a touchdown to seal the win. In his first start since 2016, Luck completed 39-of-53 passes for 319 yards, two touchdowns and one interception for a 93.2 passer rating.

Team Statistics

	Bengals	Colts
First Downs	19	24
Total Net Yards	330	380
Rushes/Net Yards	20/101	22/75
Net Passing	229	305
Pass Attempts/Completions	28/21	53/39
Had Intercepted	1	1
Sacked/Yards Lost	2/14	2/14
Punts/Average	2/48.0	2/47.5
Penalties/Yards	8/94	7/91
Fumbles/Lost	2/1	1/1
Possession Time	27:12	32:48

2018 GAME SUMMARIES



21

WEEK 2

Indianapolis Colts 21, Washington Redskins 9
57,013 U FedEx Field U Sep 16, 2018



9

Indianapolis Colts	7	7	0	7	—	21
Washington Redskins	0	3	3	3	—	9

Scoring Drives

TEAM	QTR	TIME	SCORING PLAY	IND	WAS
Colts	1	09:25	E. Ebron: 7-yard pass from A. Luck (A. Vinatieri kick) (11-75, 5:35)	7	0
Redskins	2	11:12	D. Hopkins: 49-yard FG (5-27, 1:57)	7	3
Colts	2	06:51	N. Hines: 8-yard run (A. Vinatieri kick) (8-75, 4:21)	14	3
Redskins	3	05:40	D. Hopkins: 27-yard FG (7-20, 3:37)	14	6
Redskins	4	13:28	D. Hopkins: 49-yard FG (11-42, 6:07)	14	9
Colts	4	07:32	T. Hilton: 3-yard pass from A. Luck (A. Vinatieri kick) (13-75, 5:56)	21	9

Indianapolis Colts

PASSING	ATT	CP	YDS	SK/YD	TD	LG	INT	QBR
Andrew Luck	31	21	179	1/2	2	22	2	77.2
TOTAL	31	21	179	1/2	2	22	2	77.2

RUSHING	ATT	YDS	AVG	LG	TD
Jordan Wilkins	10	61	6.1	18	0
Marlon Mack	10	34	3.4	8	0
Nyheim Hines	4	7	1.8	8t	1
Andrew Luck	4	2	0.5	2	0
TOTAL	28	104	3.7	18	1

RECEIVING	NO	YDS	AVG	LG	TD
T.Y. Hilton	7	83	11.9	22	1
Chester Rogers	3	17	5.7	6	0
Eric Ebron	3	26	8.7	13	1
Jack Doyle	2	20	10.0	12	0
Jordan Wilkins	2	3	1.5	3	0
Ryan Grant	2	30	15.0	21	0
Marlon Mack	1	2	2.0	2	0
Nyheim Hines	1	-2	-2.0	-2	0
TOTAL	21	179	8.5	22	2

TOP DEFENSE	TOT	SOLO	AST	SCK	YDS	INT
Darius Leonard	19	15	4	1.0	10.0	0
Clayton Geathers	11	3	8	0.0	0.0	0
Anthony Walker	9	4	5	0.0	0.0	0
TOTAL	39	22	17	1.0	1.0	0

FIELD GOALS	FGA/FGM	PERCENT
No Field Goals		

Washington Redskins

PASSING	ATT	CP	YDS	SK/YD	TD	LG	INT	QBR
Alex Smith	46	33	292	3/23	0	34	0	88.3
TOTAL	46	33	292	3/23	0	34	0	88.3

RUSHING	ATT	YDS	AVG	LG	TD
Jamison Crowder	2	29	14.5	25	0
Adrian Peterson	11	20	1.8	14	0
Alex Smith	4	14	3.5	6	0
Chris Thompson	4	1	0.3	8	0
Rob Kelley	1	1	1.0	1	0
TOTAL	22	65	3.0	25	0

RECEIVING	NO	YDS	AVG	LG	TD
Chris Thompson	13	92	7.1	14	0
Jordan Reed	6	55	9.2	19	0
Josh Doctson	4	37	9.3	14	0
Paul Richardson Jr.	4	63	15.8	34	0
Adrian Peterson	3	30	10.0	21	0
Jamison Crowder	2	8	4.0	8	0
Vernon Davis	1	7	7.0	7	0
TOTAL	33	292	8.8	34	0

TOP DEFENSE	TOT	SOLO	AST	SCK	YDS	INT
Mason Foster	12	8	4	0.0	0.0	0
Zach Brown	9	3	6	0.0	0.0	0
Josh Norman	7	3	4	0.0	0.0	0
TOTAL	28	14	14	0.0	0.0	0

FIELD GOALS	FGA/FGM	PERCENT
Dustin Hopkins	4-3	75.0
TOTAL	4-3	75.0

The Colts earned their first win of the season after defeating the Washington Redskins, 21-9, at FedExField. Indianapolis took a 14-3 lead into halftime following an Eric Ebron seven-yard touchdown reception in the first quarter and Nyheim Hines' eight-yard rushing score in the second quarter. The touchdown for Hines was the first of his career. Washington responded in the second half with field goals of 27 and 49 yards. In a pivotal drive following the Redskins last field goal, Andrew Luck drove the Colts 75 yards in 13 plays and hit T.Y. Hilton for a three-yard touchdown connection to clinch the victory. Luck completed 21-of-31 passes for 179 yards, two touchdowns and two interceptions for a 77.2 passer rating. As a team, the Colts rushed for over 100 yards led by 61 yards from Jordan Wilkins. Hilton led the team in receiving with 83 yards and one touchdown on seven receptions. Defensively, rookie linebacker Darius Leonard finished with 18 tackles, 1.0 sack, 1.0 tackle for loss, one forced fumble and one pass defensed.

Team Statistics

Colts Redskins

First Downs	17	20
Total Net Yards	281	334
Rushes/Net Yards	28/104	22/65
Net Passing	177	269
Pass Attempts/Completions	31/21	46/33
Had Intercepted	2	0
Sacked/Yards Lost	1/2	3/23
Punts/Average	5/47.0	5/36.4
Penalties/Yards	6/26	7/90
Fumbles/Lost	1/0	2/1
Possession Time	26:40	33:20

2018 GAME SUMMARIES



16

WEEK 3

Indianapolis Colts 16, Philadelphia Eagles 20
69,696 U Lincoln Financial Field U Sep 23, 2018



20

Indianapolis Colts	7	0	6	3	—	16
Philadelphia Eagles	7	3	3	7	—	20

Scoring Drives

TEAM	QTR	TIME	SCORING PLAY	IND	PHI
Eagles	1	07:10	D. Goedert: 13-yard pass from C. Wentz (J. Elliott kick) (12-79, 5:07)	0	7
Colts	1	00:24	R. Grant: 9-yard pass from A. Luck (A. Vinatieri kick) (6-55, 1:52)	7	7
Eagles	2	03:05	J. Elliott: 33-yard FG (11-75, 6:40)	7	10
Colts	3	09:41	A. Vinatieri: 35-yard FG (9-48, 3:35)	10	10
Colts	3	08:23	A. Vinatieri: 31-yard FG (4-4, 1:07)	13	10
Eagles	3	02:50	J. Elliott: 24-yard FG (13-75, 5:33)	13	13
Colts	4	14:20	A. Vinatieri: 28-yard FG (4-3, 0:56)	16	13
Eagles	4	03:02	W. Smallwood: 4-yard run (J. Elliott kick) (17-75, 11:18)	16	20

Indianapolis Colts

PASSING	ATT	CP	YDS	SK/YD	TD	LG	INT	QBR
Andrew Luck	40	25	164	2/23	1	29	0	79.6
Jacoby Brissett	1	0	0	0/0	0	0	0	39.6
TOTAL	41	25	164	2/23	1	29	0	77.7

RUSHING	ATT	YDS	AVG	LG	TD
Andrew Luck	1	33	33.0	33	0
Jordan Wilkins	6	19	3.2	5	0
Nyheim Hines	5	18	3.6	14	0
Marcus Johnson	1	-2	-2.0	-2	0
TOTAL	13	68	5.2	33	0

RECEIVING	NO	YDS	AVG	LG	TD
Eric Ebron	5	33	6.6	9	0
Nyheim Hines	5	25	5.0	12	0
T.Y. Hilton	5	50	10.0	29	0
Ryan Grant	3	35	11.7	22	1
Chester Rogers	2	14	7.0	8	0
Jordan Wilkins	2	1	0.5	1	0
Erik Swoope	1	7	7.0	7	0
Ryan Kelly	1	-4	-4.0	-4	0
Zach Pascal	1	3	3.0	3	0
TOTAL	25	164	6.6	29	1

TOP DEFENSE	TOT	SOLO	AST	SCK	YDS	INT
Clayton Geathers	13	11	2	0.0	0.0	0
Darius Leonard	13	9	4	2.0	19.0	0
Anthony Walker	9	7	2	0.0	0.0	1
TOTAL	35	27	8	2.0	2.0	1

FIELD GOALS	FGA/FGM	PERCENT
Adam Vinatieri	3-3	100.0
TOTAL	3-3	100.0

Philadelphia Eagles

PASSING	ATT	CP	YDS	SK/YD	TD	LG	INT	QBR
Carson Wentz	37	25	255	5/28	1	34	1	84.9
TOTAL	37	25	255	5/28	1	34	1	84.9

RUSHING	ATT	YDS	AVG	LG	TD
Corey Clement	16	56	3.5	16	0
Wendell Smallwood	10	56	5.6	11	1
Josh Adams	6	30	5.0	16	0
Carson Wentz	3	10	3.3	6	0
TOTAL	35	152	4.3	16	1

RECEIVING	NO	YDS	AVG	LG	TD
Dallas Goedert	7	73	10.4	19	1
Zach Ertz	5	73	14.6	28	0
Nelson Agholor	4	24	6.0	10	0
Corey Clement	3	19	6.3	8	0
Wendell Smallwood	3	35	11.7	34	0
Jordan Matthews	2	21	10.5	14	0
Joshua Perkins	1	10	10.0	10	0
TOTAL	25	255	10.2	34	1

TOP DEFENSE	TOT	SOLO	AST	SCK	YDS	INT
Jordan Hicks	8	8	0	0.0	0.0	0
Derek Barnett	5	3	2	1.5	19.5	0
Jalen Mills	5	5	0	0.0	0.0	0
TOTAL	18	16	2	1.5	19.5	0

FIELD GOALS	FGA/FGM	PERCENT
Jake Elliott	3-2	66.7
TOTAL	3-2	66.7

The Colts were defeated by the Philadelphia Eagles, 20-16, at Lincoln Financial Field. The Eagles took a 7-0 lead following a Carson Wentz touchdown on the team's opening offensive drive. Indianapolis responded when Andrew Luck threw a touchdown pass to Ryan Grant at the end of the first quarter. After an Eagles field goal prior to halftime, the Colts opened the second half with back-to-back field goals from Adam Vinatieri for a 13-10 advantage. The team's then traded field goals before the Eagles found the end zone on a four-yard run to take a 20-16 lead. The Colts were four yards away from taking the lead, but the Eagles defense sacked Luck on a fourth down with 1:13 to play. Luck threw for 164 yards and one touchdown while T.Y. Hilton led the team with 50 receiving yards. Defensively, the Colts recorded 5.0 sacks, two of which from Darius Leonard who also finished with 13 tackles, 5.0 tackles for loss and one pass defensed. Vinatieri tied Morten Andersen for the most field goals made in NFL history.

Team Statistics

	Colts	Eagles
First Downs	14	26
Total Net Yards	209	379
Rushes/Net Yards	13/68	35/152
Net Passing	141	227
Pass Attempts/Completions	41/25	37/25
Had Intercepted	0	1
Sacked/Yards Lost	2/23	5/28
Punts/Average	5/44.4	3/42.7
Penalties/Yards	11/77	10/110
Fumbles/Lost	0/0	4/1
Possession Time	19:48	40:12

2018 GAME SUMMARIES



37

WEEK 4

Houston Texans 37, Indianapolis Colts 34

57,716 U Lucas Oil Stadium U Indianapolis, Ind. U Sep 30, 2018



34

Houston Texans	14	7	7	3	6	—	37
Indianapolis Colts	7	3	7	14	3	—	34

Scoring Drives

TEAM	QTR	TIME	SCORING PLAY	HOU	IND
Colts	1	11:17	Z. Pascal: 4-yard pass from A. Luck (A. Vinatieri kick) (7-75, 3:43)	0	7
Texans	1	05:19	J. Clowney: 0-yard fumble recovery (K. Fairbairn kick)	7	7
Texans	1	01:45	W. Fuller V: 3-yard pass from D. Watson (K. Fairbairn kick) (5-52, 1:27)	14	7
Texans	2	01:08	D. Hopkins: 5-yard pass from D. Watson (K. Fairbairn kick) (2-8, 0:39)	21	7
Colts	2	00:02	A. Vinatieri: 42-yard FG (6-46, 1:06)	21	10
Texans	3	06:39	D. Watson: 5-yard run (K. Fairbairn kick) (15-79, 8:21)	28	10
Colts	3	05:14	N. Hines: 14-yard pass from A. Luck (A. Vinatieri kick) (5-75, 1:25)	28	17
Colts	4	07:41	E. Ebron: 5-yard pass from A. Luck (pass failed) (13-73, 6:22)	28	23
Texans	4	02:58	K. Fairbairn: 40-yard FG (10-54, 4:43)	31	23
Colts	4	00:45	N. Hines: 9-yard pass from A. Luck (A. Luck pass) (9-85, 2:13)	31	31
Colts	5	06:00	A. Vinatieri: 44-yard FG (13-50, 4:00)	31	34
Texans	5	01:50	K. Fairbairn: 29-yard FG (12-59, 4:10)	34	34
Texans	5	00:00	K. Fairbairn: 37-yard FG (3-24, 0:24)	37	34

Houston Texans

PASSING	ATT	CP	YDS	SK/YD	TD	LG	INT	QBR
Deshaun Watson	42	29	375	7/28	2	30	1	102.8
TOTAL	42	29	375	7/28	2	30	1	102.8

RUSHING	ATT	YDS	AVG	LG	TD
Lamar Miller	14	49	3.5	15	0
Deshaun Watson	6	41	6.8	18	1
Alfred Blue	13	31	2.4	10	0
Keke Coutee	2	-2	-1.0	3	0
TOTAL	35	119	3.4	18	1

RECEIVING	NO	YDS	AVG	LG	TD
Keke Coutee	11	109	9.9	19	0
DeAndre Hopkins	10	169	16.9	30	1
Will Fuller V	4	49	12.3	22	1
Jordan Akins	2	24	12.0	14	0
Ryan Griffin	1	12	12.0	12	0
Sammie Coates Jr.	1	12	12.0	12	0
TOTAL	29	375	12.9	30	2

TOP DEFENSE	TOT	SOLO	AST	SCK	YDS	INT
Johnathan Joseph	8	7	1	0.0	0.0	0
Tyrann Mathieu	7	7	0	0.0	0.0	0
Zach Cunningham	7	6	1	0.0	0.0	0
TOTAL	22	20	2	0.0	0.0	0

FIELD GOALS	FGA/FGM	PERCENT
Ka'imi Fairbairn	4-3	75.0
TOTAL	4-3	75.0

Indianapolis Colts

PASSING	ATT	CP	YDS	SK/YD	TD	LG	INT	QBR
Andrew Luck	62	40	464	4/27	4	42	0	108.5
TOTAL	62	40	464	4/27	4	42	0	108.5

RUSHING	ATT	YDS	AVG	LG	TD
Jordan Wilkins	8	16	2.0	7	0
Andrew Luck	3	11	3.7	7	0
Nyheim Hines	4	10	2.5	7	0
Jeremy McNichols	2	4	2.0	7	0
TOTAL	17	41	2.4	7	0

RECEIVING	NO	YDS	AVG	LG	TD
Nyheim Hines	9	63	7.0	14t	2
Chester Rogers	8	85	10.6	22	0
Zach Pascal	6	56	9.3	18	1
Eric Ebron	5	40	8.0	12	1
Ryan Grant	5	64	12.8	23	0
T.Y. Hilton	4	115	28.8	42	0
Marcus Johnson	2	24	12.0	16	0
Mo Alie-Cox	1	17	17.0	17	0
TOTAL	40	464	11.6	42	4

TOP DEFENSE	TOT	SOLO	AST	SCK	YDS	INT
Darius Leonard	13	8	5	1.0	5.0	0
Anthony Walker	10	9	1	1.0	6.0	0
Denico Autry	9	7	2	2.0	5.0	0
TOTAL	32	24	8	4.0	16.0	0

FIELD GOALS	FGA/FGM	PERCENT
Adam Vinatieri	2-2	100.0
TOTAL	2-2	100.0

The Colts fell to 1-3 on the season after being defeated by the Houston Texans, 37-34, in overtime. Following a Colts touchdown on their opening offensive possession, Houston responded with three unanswered touchdowns, two of which resulting in Indianapolis turnovers deep in their territory. The Colts cut the score to 21-10 at halftime when Adam Vinatieri split the uprights on his NFL record 566th career field goal. Following a Houston touchdown to open the third quarter, Indianapolis posted back-to-back touchdown drives to make it a five-point game. The Texans notched a field goal, but the Colts responded with an Andrew Luck touchdown and two-point conversion to tie the game. In overtime, Vinatieri gave Indianapolis a three-point lead, but Houston responded with two field goals, including the game winner with 24 seconds remaining. Luck completed 40-of-62 passes for 464 yards and four touchdowns. Defensively, the Colts finished with 7.0 sacks, their most since 2004.

Team Statistics

	Texans	Colts
First Downs	30	28
Total Net Yards	466	478
Rushes/Net Yards	35/119	17/41
Net Passing	347	437
Pass Attempts/Completions	42/29	62/40
Had Intercepted	1	0
Sacked/Yards Lost	7/28	4/27
Punts/Average	5/41.4	5/44.0
Penalties/Yards	10/54	10/85
Fumbles/Lost	0/0	3/2
Possession Time	40:04	29:56

2018 GAME SUMMARIES



WEEK 5

Indianapolis Colts 24, New England Patriots 38
65,878 U Gillette Stadium U Oct 4, 2018



Indianapolis Colts	0	3	7	14	—	24
New England Patriots	7	17	0	14	—	38

Scoring Drives

TEAM	QTR	TIME	SCORING PLAY	IND	NE
Patriots	1	08:58	C. Patterson: 1-yard pass from T. Brady (S. Gostkowski kick) (12-75, 6:02)	0	7
Patriots	2	12:14	T. Brady: 1-yard run (S. Gostkowski kick) (8-72, 3:44)	0	14
Colts	2	08:49	A. Vinatieri: 64-yard FG (9-39, 3:25)	3	14
Patriots	2	01:34	J. White: 5-yard pass from T. Brady (S. Gostkowski kick) (11-68, 3:49)	3	21
Patriots	2	00:13	S. Gostkowski: 45-yard FG (5-22, 0:25)	3	24
Colts	3	09:48	E. Ebron: 14-yard pass from A. Luck (A. Vinatieri kick) (4-35, 1:56)	10	24
Colts	4	12:48	E. Swoope: 13-yard pass from A. Luck (A. Vinatieri kick) (10-80, 4:38)	17	24
Patriots	4	09:19	J. Gordon: 34-yard pass from T. Brady (S. Gostkowski kick) (6-75, 3:29)	17	31
Patriots	4	07:08	S. Michel: 34-yard run (S. Gostkowski kick) (1-34, 0:07)	17	38
Colts	4	01:11	E. Ebron: 1-yard pass from A. Luck (A. Vinatieri kick) (6-60, 1:52)	24	38

Indianapolis Colts

PASSING	ATT	CP	YDS	SK/YD	TD	LG	INT	QBR
Andrew Luck	59	38	365	1/10	3	28	2	84.4
TOTAL	59	38	365	1/10	3	28	2	84.4

RUSHING	ATT	YDS	AVG	LG	TD
Nyheim Hines	15	45	3.0	9	0
Jordan Wilkins	6	39	6.5	16	0
TOTAL	21	84	4.0	16	0

RECEIVING	NO	YDS	AVG	LG	TD
Eric Ebron	9	105	11.7	28	2
Chester Rogers	8	66	8.3	24	0
Nyheim Hines	7	45	6.4	21	0
Ryan Grant	6	58	9.7	19	0
Erik Swoope	3	44	14.7	26	1
Jordan Wilkins	2	9	4.5	5	0
Marcus Johnson	2	26	13.0	17	0
Zach Pascal	1	12	12.0	12	0
TOTAL	38	365	9.6	28	3

TOP DEFENSE	TOT	SOLO	AST	SCK	YDS	INT
Malik Hooker	12	4	8	0.0	0.0	0
Zaire Franklin	11	1	10	0.0	0.0	0
Lenzy Pipkins	9	6	3	0.0	0.0	0
TOTAL	32	11	21	0.0	0.0	0

FIELD GOALS	FGA/FGM	PERCENT
Adam Vinatieri	2-1	50.0
TOTAL	2-1	50.0

New England Patriots

PASSING	ATT	CP	YDS	SK/YD	TD	LG	INT	QBR
Tom Brady	44	34	341	0/0	3	34	2	102.6
TOTAL	44	34	341	0/0	3	34	2	102.6

RUSHING	ATT	YDS	AVG	LG	TD
Sony Michel	18	98	5.4	34t	1
James White	2	0	0.0	0	0
Tom Brady	3	-1	-0.3	1t	1
TOTAL	23	97	4.2	34	2

RECEIVING	NO	YDS	AVG	LG	TD
James White	10	77	7.7	18	1
Julian Edelman	7	57	8.1	13	0
Rob Gronkowski	6	75	12.5	19	0
Chris Hogan	3	34	11.3	21	0
Phillip Dorsett	3	25	8.3	16	0
Cordarrelle Patterson	2	11	5.5	10	1
Josh Gordon	2	50	25.0	34t	1
Sony Michel	1	12	12.0	12	0
TOTAL	34	341	10.0	34	3

TOP DEFENSE	TOT	SOLO	AST	SCK	YDS	INT
Devin McCourty	14	11	3	0.0	0.0	0
Patrick Chung	11	3	8	0.5	5.0	1
Kyle Van Noy	8	6	2	0.0	0.0	0
TOTAL	33	20	13	0.5	5.0	1

FIELD GOALS	FGA/FGM	PERCENT
Stephen Gostkowski	1-1	100.0
TOTAL	1-1	100.0

The Colts fell to 1-4 on the season after being defeated by the New England Patriots, 38-24. After falling behind 24-3 at halftime, Indianapolis rallied with two consecutive touchdowns in the third and fourth quarter to cut New England's lead to 24-17. Andrew Luck found tight end Eric Ebron in the end zone for a 14-yard score and followed with a 13-yard touchdown pass to Erik Swoope two possessions later. The Patriots then responded with back-to-back touchdowns in a two-minute span to put the game away. Luck completed 38-of-59 passes for 365 yards, three touchdowns and two interceptions for an 84.4 passer rating. Ebron led the team in receiving and set career highs in yards (105) and touchdowns (two) while Chester Rogers contributed with eight receptions for 66 yards. Defensively, Indianapolis posted two turnovers for the third game this season. Linebacker Najee Goode intercepted his first career pass and Matthias Farley intercepted a pass while adding two passes defensed.

Team Statistics

	Colts	Patriots
First Downs	26	26
Total Net Yards	439	438
Rushes/Net Yards	21/84	23/97
Net Passing	355	341
Pass Attempts/Completions	59/38	44/34
Had Intercepted	2	2
Sacked/Yards Lost	1/10	0/0
Punts/Average	3/47.3	4/48.3
Penalties/Yards	4/35	7/50
Fumbles/Lost	1/1	0/0
Possession Time	32:26	27:34

2018 GAME SUMMARIES



34

WEEK 6
Indianapolis Colts 34, New York Jets 42
 77,982 U MeLife Stadium U Oct 14, 2018



42

Indianapolis Colts 7 6 7 14 — 34
 New York Jets 10 13 10 9 — 42

Scoring Drives

TEAM	QTR	TIME	SCORING PLAY	IND	NYJ
Jets	1	14:48	M. Claiborne: 17-yard interception return (J. Myers kick)	0	7
Colts	1	12:16	M. Johnson: 34-yard pass from A. Luck (A. Vinatieri kick) (5-75, 2:32)	7	7
Jets	1	04:33	J. Myers: 30-yard FG (13-68, 7:43)	7	10
Colts	2	13:25	A. Vinatieri: 21-yard FG (8-32, 2:22)	10	10
Colts	2	11:24	A. Vinatieri: 31-yard FG (6-28, 1:51)	13	10
Jets	2	02:35	T. Pryor: 7-yard pass from S. Damold (J. Myers kick) (8-43, 4:47)	13	17
Jets	2	01:25	J. Myers: 48-yard FG (4-8, 0:29)	13	20
Jets	2	00:00	J. Myers: 32-yard FG (6-58, 0:42)	13	23
Jets	3	12:03	C. Herndon: 32-yard pass from S. Damold (J. Myers kick) (5-72, 2:57)	13	30
Colts	3	08:44	E. Ebron: 18-yard pass from A. Luck (A. Vinatieri kick) (6-75, 3:19)	20	30
Jets	3	03:53	J. Myers: 37-yard FG (9-56, 4:51)	20	33
Colts	4	14:52	E. Swoope: 2-yard pass from A. Luck (A. Vinatieri kick) (13-75, 4:01)	27	33
Jets	4	09:40	J. Myers: 45-yard FG (10-48, 5:12)	27	36
Jets	4	05:55	J. Myers: 37-yard FG (4-6, 2:04)	27	39
Jets	4	03:19	J. Myers: 45-yard FG (6-4, 1:58)	27	42
Colts	4	01:51	C. Rogers: 17-yard pass from A. Luck (A. Vinatieri kick) (8-63, 1:28)	34	42

Indianapolis Colts

PASSING	ATT	CP	YDS	SK/YD	TD	LG	INT	QBR
Andrew Luck	43	23	301	0/0	4	34	3	77.8
TOTAL	43	23	301	0/0	4	34	3	77.8

RUSHING

	ATT	YDS	AVG	LG	TD
Marlon Mack	12	89	7.4	25	0
Nyheim Hines	3	14	4.7	8	0
Robert Turbin	4	10	2.5	5	0
Zach Pascal	1	8	8.0	8	0
Andrew Luck	2	7	3.5	4	0
Eric Ebron	1	-1	-1.0	-1	0
TOTAL	23	127	5.5	25	0

RECEIVING

	NO	YDS	AVG	LG	TD
Zach Pascal	5	35	7.0	15	0
Chester Rogers	4	55	13.8	21	1
Eric Ebron	4	71	17.8	19	1
Marcus Johnson	2	52	26.0	34t	1
Nyheim Hines	2	21	10.5	11	0
Ryan Grant	2	24	12.0	12	0
Eric Swoope	1	2	2.0	2t	1
Marlon Mack	1	4	4.0	4	0
Mo Alie-Cox	1	34	34.0	34	0
Robert Turbin	1	3	3.0	3	0
TOTAL	23	301	13.1	34	4

TOP DEFENSE

	TOT	SOLO	AST	SCK	YDS	INT
Pierre Desir	9	8	1	0.0	0.0	0
Darius Leonard	8	4	4	0.0	0.0	0
Mike Mitchell	7	4	3	0.0	0.0	0
TOTAL	24	16	8	0.0	0.0	0

FIELD GOALS

	FGA/FGM	PERCENT
Adam Vinatieri	2-2	100.0
TOTAL	2-2	100.0

New York Jets

PASSING	ATT	CP	YDS	SK/YD	TD	LG	INT	QBR
Sam Damold	30	24	280	2/13	2	32	1	113.9
TOTAL	30	24	280	2/13	2	32	1	113.9

RUSHING

	ATT	YDS	AVG	LG	TD
Bilal Powell	16	59	3.7	16	0
Isaiah Crowell	13	40	3.1	21	0
Sam Damold	6	8	1.3	6	0
Quincy Enunwa	1	0	0.0	0	0
TOTAL	36	107	3.0	21	0

RECEIVING

	NO	YDS	AVG	LG	TD
Jermaine Kearse	9	94	10.4	22	0
Terrelle Pryor	5	57	11.4	22	1
Robby Anderson	3	39	13.0	19	0
Chris Herndon	2	56	28.0	32t	1
Isaiah Crowell	2	12	6.0	7	0
Neal Sterling	2	13	6.5	7	0
Quincy Enunwa	1	9	9.0	9	0
TOTAL	24	280	11.7	32	2

TOP DEFENSE

	TOT	SOLO	AST	SCK	YDS	INT
Darron Lee	8	6	2	0.0	0.0	1
Avery Williamson	5	5	0	0.0	0.0	1
Marcus Maye	5	5	0	0.0	0.0	0
TOTAL	18	16	2	0.0	0.0	2

FIELD GOALS

	FGA/FGM	PERCENT
Jason Myers	7-7	100.0
TOTAL	7-7	100.0

The Colts fell to 1-5 after being defeated by the New York Jets, 42-34, at MeLife Stadium. The Jets took a 23-13 first half lead on an interception return for a touchdown, a Terrelle Pryor receiving touchdown and three Jason Myers field goals. Indianapolis attempted a second half comeback with three touchdowns in the final two quarters, however Myers added another four field goals in addition to a Chris Herndon touchdown to seal the win. For the Colts, Luck threw for 301 yards and threw four touchdown passes to Eric Ebron, Chester Rogers, Marcus Johnson and Erik Swoope respectively. Indianapolis rushed for 127 yards as a team led by 89 from Marlon Mack. Defensively, Pierre Desir and Darius Leonard each recorded nine tackles and one forced fumble. Safety Malik Hooker added his first interception of the season.

Team Statistics

	Colts	Jets
First Downs	24	18
Total Net Yards	428	374
Rushes/Net Yards	23/127	36/107
Net Passing	301	267
Pass Attempts/Completions	43/23	30/24
Had Intercepted	3	1
Sacked/Yards Lost	0/0	2/13
Punts/Average	2/46.5	1/43.0
Penalties/Yards	8/66	7/49
Fumbles/Lost	1/1	3/1
Possession Time	22:58	37:02

2018 GAME SUMMARIES



WEEK 7
Buffalo Bills 5, Indianapolis Colts 37
 56,848 U Lucas Oil Stadium U Oct 21, 2018



Buffalo Bills 0 0 5 0 — 5
Indianapolis Colts 0 24 0 13 — 37

Scoring Drives

TEAM	QTR	TIME	SCORING PLAY	BUF	IND
Colts	2	13:31	E. Swoope: 17-yard pass from A. Luck (kick failed) (13-75, 6:53)	0	6
Colts	2	09:25	M. Mack: 29-yard pass from A. Luck (3-74, 1:29)	0	12
Colts	2	01:41	T. Hilton: 5-yard pass from A. Luck (A. Vinatieri kick) (9-82, 5:38)	0	21
Colts	2	00:00	A. Vinatieri: 36-yard FG (3-14, 0:13)	0	24
Bills	3	07:42	S. Hauschka: 34-yard FG (12-56, 7:18)	3	24
Bills	3	00:20	(25) (Shotgun) A.Luck FUMBLES (Aborted) at IND 9, ball out of bounds in End Zone, SAFETY.	5	24
Colts	4	13:13	T. Hilton: 1-yard pass from A. Luck (A. Vinatieri kick) (3-2, 1:31)	5	31
Colts	4	05:26	M. Mack: 20-yard run (kick failed) (1-20, 0:06)	5	37

Buffalo Bills

PASSING	ATT	CP	YDS	SK/YD	TD	LG	INT	QBR
Derek Anderson	31	20	175	2/7	0	32	3	39.8
TOTAL	31	20	175	2/7	0	32	3	39.8

RUSHING	ATT	YDS	AVG	LG	TD
Chris Ivory	16	81	5.1	21	0
Marcus Murphy	4	53	13.3	30	0
LeSean McCoy	2	1	0.5	1	0
TOTAL	22	135	6.1	30	0

RECEIVING	NO	YDS	AVG	LG	TD
Marcus Murphy	5	17	3.4	7	0
Kelvin Benjamin	4	71	17.8	32	0
Charles Clay	3	14	4.7	11	0
Chris Ivory	3	25	8.3	9	0
Zay Jones	3	27	9.0	15	0
Andre Holmes	1	13	13.0	13	0
Jason Croom	1	8	8.0	8	0
TOTAL	20	175	8.8	32	0

TOP DEFENSE	TOT	SOLO	AST	SCK	YDS	INT
Taron Johnson	7	7	0	0.0	0.0	0
Tremaine Edmunds	7	7	0	0.0	0.0	0
Jordan Poyer	5	3	2	0.0	0.0	0
TOTAL	19	17	2	0.0	0.0	0

FIELD GOALS	FGA/FGM	PERCENT
Stephen Hauschka	1-1	100.0
TOTAL	1-1	100.0

Indianapolis Colts

PASSING	ATT	CP	YDS	SK/YD	TD	LG	INT	QBR
Andrew Luck	23	17	156	0/0	4	29	0	131.5
TOTAL	23	17	156	0/0	4	29	0	131.5

RUSHING	ATT	YDS	AVG	LG	TD
Marlon Mack	19	126	6.6	23	1
Nyheim Hines	5	47	9.4	18	0
Jordan Wilkins	6	46	7.7	18	0
Andrew Luck	3	5	1.7	5	0
Jacoby Brissett	4	-4	-1.0	-1	0
TOTAL	37	220	5.9	23	1

RECEIVING	NO	YDS	AVG	LG	TD
Chester Rogers	4	40	10.0	29	0
T.Y. Hilton	4	25	6.3	11	2
Eric Ebron	3	31	10.3	14	0
Marlon Mack	2	33	16.5	29t	1
Erik Swoope	1	17	17.0	17t	1
Jordan Wilkins	1	8	8.0	8	0
Mo Alie-Cox	1	7	7.0	7	0
Nyheim Hines	1	-5	-5.0	-5	0
TOTAL	17	156	9.2	29	4

TOP DEFENSE	TOT	SOLO	AST	SCK	YDS	INT
Darius Leonard	17	12	5	0.0	0.0	0
Kenny Moore II	7	5	2	0.0	0.0	1
Mike Mitchell	7	7	0	0.0	0.0	1
TOTAL	31	24	7	0.0	0.0	2

FIELD GOALS	FGA/FGM	PERCENT
Adam Vinatieri	1-1	100.0
TOTAL	1-1	100.0

The Indianapolis Colts improved to 2-5 on the year after defeating the Buffalo Bills, 37-5, at Lucas Oil Stadium. After a scoreless first quarter, the Colts scored 24 unanswered points in the second stanza on three Andrew Luck touchdown passes. Erik Swoope, Marlon Mack and T.Y. Hilton each found the end zone while Adam Vinatieri converted a 36-yard field goal. The Bills notched a field goal and a safety in the third quarter, however Indianapolis posted two more touchdowns in the fourth quarter from Hilton and Mack to seal the victory. The Colts rushed for 220 yards, the team's highest total since Sept. 30, 2007 (226), while Luck completed 17-of-23 passes for 156 yards and four touchdowns. In addition, the offensive line did not allow a sack for the second consecutive week. Defensively, Indianapolis intercepted three passes while Kemoko Iray and Jabaal Sheard each recorded sacks. Darius Leonard led the team with 17 tackles.

Team Statistics

	Bills	Colts
First Downs	15	22
Total Net Yards	303	376
Rushes/Net Yards	22/135	37/220
Net Passing	168	156
Pass Attempts/Completions	31/20	23/17
Had Intercepted	3	0
Sacked/Yards Lost	2/7	0/0
Punts/Average	4/46.3	4/47.0
Penalties/Yards	7/59	4/35
Fumbles/Lost	2/2	1/0
Possession Time	26:41	33:19

2018 GAME SUMMARIES



42

54,372 U Oakland U Alameda County Coliseum U Oct 28, 2018



28

WEEK 8

Indianapolis Colts 42, Oakland Raiders 28

Indianapolis Colts	10	3	8	21	—	42
Oakland Raiders	0	14	14	0	—	28

Scoring Drives

TEAM	QTR	TIME	SCORING PLAY	IND	OAK
Colts	1	08:21	M. Allie-Cox: 26-yard pass from A. Luck (A. Vinatieri kick) (11-75, 6:39)	7	0
Colts	1	00:00	A. Vinatieri: 26-yard FG (13-70, 7:17)	10	0
Raiders	2	11:56	S. Roberts: 31-yard pass from D. Carr (D. Carlson kick) (6-75, 3:04)	10	7
Raiders	2	06:13	J. Cook: 25-yard pass from D. Carr (D. Carlson kick) (7-79, 4:28)	10	14
Colts	2	00:26	A. Vinatieri: 25-yard FG (16-68, 5:47)	13	14
Raiders	3	09:49	D. Carr: 1-yard run (D. Carlson kick) (8-75, 5:11)	13	21
Colts	3	07:39	E. Ebron: 20-yard pass from A. Luck (A. Luck pass) (4-75, 2:10)	21	21
Raiders	3	01:01	B. LaFell: 6-yard pass from D. Carr (D. Carlson kick) (11-75, 6:38)	21	28
Colts	4	10:47	M. Mack: 4-yard run (A. Vinatieri kick) (12-75, 5:14)	28	28
Colts	4	05:28	J. Doyle: 10-yard pass from A. Luck (A. Vinatieri kick) (6-57, 3:52)	35	28
Colts	4	02:55	M. Mack: 1-yard run (A. Vinatieri kick) (5-27, 2:21)	42	28

Indianapolis Colts

PASSING	ATT	CP	YDS	SK/YD	TD	LG	INT	QBR
Andrew Luck	31	22	239	0/0	3	34	0	125.6
TOTAL	31	22	239	0/0	3	34	0	125.6

RUSHING	ATT	YDS	AVG	LG	TD
Marlon Mack	25	132	5.3	49	2
Nyheim Hines	11	78	7.1	15	0
Jordan Wilkins	2	14	7.0	9	0
Andrew Luck	2	-2	-1.0	-1	0
TOTAL	40	222	5.6	49	2

RECEIVING	NO	YDS	AVG	LG	TD
Dontrelle Inman	6	52	8.7	16	0
Jack Doyle	6	70	11.7	17	1
Eric Ebron	3	37	12.3	20t	1
Marlon Mack	2	17	8.5	11	0
Nyheim Hines	2	7	3.5	7	0
Mo Allie-Cox	1	26	26.0	26t	1
T.Y. Hilton	1	34	34.0	34	0
Zach Pascal	1	-4	-4.0	-4	0
TOTAL	22	239	10.9	34	3

TOP DEFENSE	TOT	SOLO	AST	SCK	YDS	INT
Darius Leonard	9	4	5	0.0	0.0	0
Pierre Desir	7	5	2	0.0	0.0	0
Anthony Walker	6	2	4	0.0	0.0	0
TOTAL	22	11	11	0.0	0.0	0

FIELD GOALS	FGA/FGM	PERCENT
Adam Vinatieri	2-2	100.0
TOTAL	2-2	100.0

Oakland Raiders

PASSING	ATT	CP	YDS	SK/YD	TD	LG	INT	QBR
Derek Carr	28	21	244	0/0	3	31	0	136.6
TOTAL	28	21	244	0/0	3	31	0	136.6

RUSHING	ATT	YDS	AVG	LG	TD
Doug Martin	13	72	5.5	29	0
Jalen Richard	2	14	7.0	13	0
Dwayne Harris	1	13	13.0	13	0
DeAndre Washington	1	4	4.0	4	0
Derek Carr	2	0	0.0	1t	1
TOTAL	19	103	5.4	29	1

RECEIVING	NO	YDS	AVG	LG	TD
Jalen Richard	8	50	6.3	13	0
Jared Cook	4	74	18.5	30	1
Brandon LaFell	3	39	13.0	18	1
Doug Martin	2	17	8.5	10	0
Seth Roberts	2	42	21.0	31t	1
Jordy Nelson	1	14	14.0	14	0
Keith Smith	1	8	8.0	8	0
TOTAL	21	244	11.6	31	3

TOP DEFENSE	TOT	SOLO	AST	SCK	YDS	INT
Marquel Lee	11	7	4	0.0	0.0	0
Johnathan Hankins	9	5	4	0.0	0.0	0
Tahir Whitehead	7	6	1	0.0	0.0	0
TOTAL	27	18	9	0.0	0.0	0

FIELD GOALS	FGA/FGM	PERCENT
	No Field Goals	

The Colts earned their second consecutive victory and improved to 3-5 on the season with a 42-28 win against the Oakland Raiders. Indianapolis took a 10-0 lead on a Mo Allie-Cox one-handed touchdown grab and an Adam Vinatieri field goal. The Raiders countered with two touchdowns before Vinatieri split the uprights on a 25-yard field goal, setting the record for the most points scored in NFL history. Both teams scored two touchdowns each over the next four possessions in the third and fourth quarters. The Colts secured the win with a 10-yard touchdown reception from Jack Doyle and Marlon Mack's second rushing touchdown of the game in the final stanza. Andrew Luck threw for 239 yards and three touchdowns in the win while Mack rushed for 100-plus yards (132) in his second consecutive game. Defensively, Darius Leonard led the team with nine tackles and one forced fumble.

Team Statistics

Colts Raiders

First Downs	28	19
Total Net Yards	461	347
Rushes/Net Yards	40/222	19/103
Net Passing	239	244
Pass Attempts/Completions	31/22	28/21
Had Intercepted	0	0
Sacked/Yards Lost	0/0	0/0
Punts/Average	1/46.0	2/40.0
Penalties/Yards	10/77	10/79
Fumbles/Lost	0/0	1/1
Possession Time	36:30	23:30

2018 GAME SUMMARIES



26

WEEK 10

Jacksonville Jaguars 26, Indianapolis Colts 29
57,473 U Lucas Oil Stadium U Nov 11, 2018



29

Jacksonville Jaguars	7	9	7	3	—	26
Indianapolis Colts	14	15	0	0	—	29

Scoring Drives

TEAM	QTR	TIME	SCORING PLAY	JAX	IND
Colts	1	11:26	E. Ebron: 53-yard pass from A. Luck (A. Vinatieri kick) (7-75, 3:34)	0	7
Jaguars	1	02:58	D. Moncrief: 80-yard pass from B. Bortles (J. Lambo kick) (5-97, 2:42)	7	7
Colts	1	00:00	E. Ebron: 2-yard run (A. Vinatieri kick) (6-70, 2:58)	7	14
Colts	2	09:19	E. Ebron: 12-yard pass from A. Luck (A. Vinatieri kick) (7-86, 2:52)	7	21
Jaguars	2	05:53	L. Fournette: 1-yard run (kick blocked) (6-54, 3:26)	13	21
Colts	2	01:46	M. Alie-Cox: 1-yard pass from A. Luck (10-75, 4:07)	13	27
Jaguars	2	00:05	J. Lambo: 28-yard FG (10-50, 1:41)	16	29
Jaguars	3	06:25	L. Fournette: 1-yard pass from B. Bortles (J. Lambo kick) (17-75, 8:35)	23	29
Jaguars	4	04:03	J. Lambo: 55-yard FG (8-22, 4:15)	26	29

Jacksonville Jaguars

PASSING	ATT	CP	YDS	SK/YD	TD	LG	INT	QBR
Blake Bortles	38	26	320	0/0	2	80	0	111.7
Logan Cooke	1	1	4	0/0	0	4	0	83.3
TOTAL	39	27	324	0/0	2	80	0	111.5

RUSHING	ATT	YDS	AVG	LG	TD
Leonard Fournette	24	53	2.2	11	1
Dede Westbrook	2	13	6.5	13	0
T.J. Yeldon	3	12	4.0	9	0
Blake Bortles	2	8	4.0	6	0
Carlos Hyde	3	5	1.7	3	0
TOTAL	34	91	2.7	13	1

RECEIVING	NO	YDS	AVG	LG	TD
Dede Westbrook	5	30	6.0	11	0
James O'Shaughnessy	5	46	9.2	17	0
Leonard Fournette	5	56	11.2	31	1
T.J. Yeldon	5	51	10.2	20	0
Donte Moncrief	3	98	32.7	80t	1
Blake Bell	2	27	13.5	16	0
Rashad Greene Sr.	1	11	11.0	11	0
Tommy Bohanon	1	5	5.0	5	0
TOTAL	27	324	12.0	80	2

TOP DEFENSE	TOT	SOLO	AST	SCK	YDS	INT
Telvin Smith Sr.	8	6	2	0.0	0.0	1
Barry Church	5	4	1	0.0	0.0	0
Calais Campbell	5	5	0	0.0	0.0	0
TOTAL	18	15	3	0.0	0.0	1

FIELD GOALS	FGA/FGM	PERCENT
Josh Lambo	3-2	66.7
TOTAL	3-2	66.7

Indianapolis Colts

PASSING	ATT	CP	YDS	SK/YD	TD	LG	INT	QBR
Andrew Luck	29	21	285	0/0	3	53	1	123.5
TOTAL	29	21	285	0/0	3	53	1	123.5

RUSHING	ATT	YDS	AVG	LG	TD
Jordan Wilkins	1	53	53.0	53	0
Marlon Mack	12	29	2.4	7	0
Nyheim Hines	3	3	1.0	2	0
Eric Ebron	1	2	2.0	2t	1
Andrew Luck	5	-2	-0.4	7	0
Chester Rogers	1	-4	-4.0	-4	0
TOTAL	23	81	3.5	53	1

RECEIVING	NO	YDS	AVG	LG	TD
Dontrelle Inman	4	41	10.3	16	0
Eric Ebron	3	69	23.0	53t	2
Jack Doyle	3	36	12.0	20	0
Nyheim Hines	3	19	6.3	9	0
T.Y. Hilton	3	77	25.7	35	0
Marlon Mack	2	9	4.5	7	0
Mo Alie-Cox	2	28	14.0	27	1
Ryan Grant	1	6	6.0	6	0
TOTAL	21	285	13.6	53	3

TOP DEFENSE	TOT	SOLO	AST	SCK	YDS	INT
Anthony Walker	10	7	3	0.0	0.0	0
Clayton Geathers	9	5	4	0.0	0.0	0
Darius Leonard	9	5	4	0.0	0.0	0
TOTAL	28	17	11	0.0	0.0	0

FIELD GOALS	FGA/FGM	PERCENT
Adam Vinatieri	1-0	0.0
TOTAL	1-0	0

Indianapolis won its third consecutive game and improved to 4-5 on the season after defeating the Jacksonville, 29-26. The Colts scored touchdowns on four of their five first half possessions. Andrew Luck connected with Eric Ebron for two touchdowns and threw another to Mo Alie-Cox. Ebron also added a rushing touchdown and became the second tight end in NFL history to record two receiving touchdowns and one rushing touchdown in the same game. Indianapolis took a 29-16 lead at halftime and were then shutout in the second half. Jacksonville posted 10 unanswered points and with 1:35 remaining in the game were driving for another score before Kenny Moore II stripped Rashad Greene. The fumble was recovered by Malik Hooker to clinch the victory. Luck threw for 285 yards and three touchdowns while Ebron caught three passes for 69 yards and two scores. Defensively, Anthony Walker led the team with 10 tackles and 1.0 tackle for loss.

Team Statistics

Jaguars Colts

First Downs	24	17
Total Net Yards	415	366
Rushes/Net Yards	34/91	23/81
Net Passing	324	285
Pass Attempts/Completions	39/27	29/21
Had Intercepted	0	1
Sacked/Yards Lost	0/0	0/0
Punts/Average	3/46.0	3/46.0
Penalties/Yards	8/61	7/45
Fumbles/Lost	1/1	0/0
Possession Time	35:10	24:50

2018 GAME SUMMARIES



10

WEEK 11
Tennessee Titans 10, Indianapolis Colts 38
 57,401 U Lucas Oil Stadium U Nov 18, 2018



38

Tennessee Titans	0	3	0	7	—	10
Indianapolis Colts	7	17	7	7	—	38

Scoring Drives

TEAM	QTR	TIME	SCORING PLAY	TEN	IND
Colts	1	01:15	M. Mack: 1-yard run (A. Vinatieri kick) (7-33, 3:36)	0	7
Colts	2	10:59	A. Vinatieri: 22-yard FG (8-54, 2:54)	0	10
Colts	2	07:26	T. Hilton: 68-yard pass from A. Luck (A. Vinatieri kick) (4-67, 1:35)	0	17
Colts	2	02:29	J. Wilkins: 18-yard run (A. Vinatieri kick) (5-85, 2:54)	0	24
Titans	2	00:00	R. Succop: 42-yard FG (11-51, 2:29)	3	24
Colts	3	07:24	T. Hilton: 14-yard pass from A. Luck (A. Vinatieri kick) (3-21, 0:54)	3	31
Colts	4	12:12	D. Inman: 7-yard pass from A. Luck (A. Vinatieri kick) (13-85, 7:33)	3	38
Titans	4	01:49	T. Sharpe: 1-yard pass from B. Gabbert (R. Succop kick) (12-94, 6:11)	10	38

Tennessee Titans

PASSING	ATT	CP	YDS	SK/YD	TD	LG	INT	QBR
Blaine Gabbert	16	11	118	1/8	1	28	1	84.9
Marcus Mariota	13	10	85	4/19	0	23	1	61.4
TOTAL	29	21	203	5/27	1	28	2	74.4

RUSHING	ATT	YDS	AVG	LG	TD
Derrick Henry	9	46	5.1	16	0
Dion Lewis	10	24	2.4	11	0
Marcus Mariota	4	17	4.3	9	0
Cameron Batson	1	1	1.0	1	0
Corey Davis	1	-1	-1.0	-1	0
TOTAL	25	87	3.5	16	0

RECEIVING	NO	YDS	AVG	LG	TD
Jonnu Smith	6	44	7.3	9	0
Tajae Sharpe	5	37	7.4	19	1
Anthony Firkser	3	44	14.7	28	0
Corey Davis	2	30	15.0	23	0
Luke Stewart	2	16	8.0	11	0
Cameron Batson	1	5	5.0	5	0
Dion Lewis	1	8	8.0	8	0
MyCole Pruitt	1	19	19.0	19	0
TOTAL	21	203	9.7	28	1

TOP DEFENSE	TOT	SOLO	AST	SCK	YDS	INT
Adoree Jackson	9	9	0	0.0	0.0	0
Kevin Byard	9	4	5	0.0	0.0	0
Wesley Woodyard	8	7	1	0.0	0.0	0
TOTAL	26	20	6	0.0	0.0	0

FIELD GOALS	FGA/FGM	PERCENT
Ryan Succop	1-1	100.0
TOTAL	1-1	100.0

Indianapolis Colts

PASSING	ATT	CP	YDS	SK/YD	TD	LG	INT	QBR
Andrew Luck	29	23	297	0/0	3	68	0	143.8
Eric Ebron	1	0	0	0/0	0	0	0	39.6
Jacoby Brissett	2	1	-2	0/0	0	-2	0	56.2
TOTAL	32	24	295	0/0	3	68	0	134.2

RUSHING	ATT	YDS	AVG	LG	TD
Marlon Mack	16	61	3.8	9	1
Jordan Wilkins	4	30	7.5	18t	1
Nyheim Hines	5	14	2.8	8	0
Jacoby Brissett	3	-3	-1.0	-1	0
TOTAL	28	102	3.6	18	2

RECEIVING	NO	YDS	AVG	LG	TD
T.Y. Hilton	9	155	17.2	68t	2
Dontrelle Inman	4	34	8.5	12	1
Jack Doyle	4	43	10.8	16	0
Chester Rogers	2	9	4.5	11	0
Ryan Grant	2	15	7.5	8	0
Marlon Mack	1	8	8.0	8	0
Nyheim Hines	1	20	20.0	20	0
Zach Pascal	1	11	11.0	11	0
TOTAL	24	295	12.3	68	3

TOP DEFENSE	TOT	SOLO	AST	SCK	YDS	INT
Kenny Moore II	10	9	1	0.5	4.0	0
Darius Leonard	7	5	2	1.0	2.0	1
Pierre Desir	7	6	1	0.0	0.0	0
TOTAL	24	20	4	1.5	6.0	1

FIELD GOALS	FGA/FGM	PERCENT
Adam Vinatieri	1-1	100.0
TOTAL	1-1	100.0

The Colts improved to 5-5 and won their fourth consecutive game after defeating the Tennessee Titans, 38-10. Indianapolis jumped out to a 24-0 lead in the second quarter on rushing touchdowns from Marlon Mack and Jordan Wilkins, a 68-yard touchdown pass from Andrew Luck to T.Y. Hilton and a 22-yard field goal from Adam Vinatieri. Tennessee added a field goal as time expired in the second quarter for their first points of the game. Luck threw his second and third touchdown passes of the game in the second half to Dontrelle Inman and Hilton. Those were enough to clinch the win as the Titans lone touchdown came with 1:49 remaining in the game. Luck threw for 297 yards and three touchdowns en route to a 143.8 passer rating. Hilton led the team with nine receptions for 155 yards and two touchdowns. Defensively, Kenny Moore II led the team with 10 tackles while Darius Leonard contributed with seven tackles, 1.0 sack, one interception and one forced fumble.

Team Statistics

	Titans	Colts
First Downs	16	26
Total Net Yards	263	397
Rushes/Net Yards	25/87	28/102
Net Passing	176	295
Pass Attempts/Completions	29/21	32/24
Had Intercepted	2	0
Sacked/Yards Lost	5/27	0/0
Punts/Average	6/49.3	3/47.3
Penalties/Yards	8/12	7/60
Fumbles/Lost	1/0	2/0
Possession Time	28:44	31:16

2018 GAME SUMMARIES



WEEK 12
Miami Dolphins 24, Indianapolis Colts 27
 57,069 U Lucas Oil Stadium U Nov 25, 2018



Miami Dolphins	7	7	3	7	—	24
Indianapolis Colts	7	7	0	13	—	27

Scoring Drives

TEAM	QTR	TIME	SCORING PLAY	MI	IND
Dolphins	1	12:22	K. Drake: 33-yard pass from R. Tannehill (J. Sanders kick) (6-75, 2:38)	7	0
Colts	1	09:37	E. Ebron: 14-yard pass from A. Luck (A. Vinatieri kick) (5-75, 2:45)	7	7
Colts	2	01:44	J. Doyle: 1-yard pass from A. Luck (A. Vinatieri kick) (13-73, 5:49)	7	14
Dolphins	2	01:00	L. Carroo: 74-yard pass from R. Tannehill (J. Sanders kick) (2-75, 0:44)	14	14
Dolphins	3	09:14	J. Sanders: 29-yard FG (8-31, 4:18)	17	14
Dolphins	4	13:36	K. Drake: 14-yard run (J. Sanders kick) (9-62, 4:55)	24	14
Colts	4	08:26	A. Vinatieri: 46-yard FG (10-47, 5:10)	24	17
Colts	4	04:25	E. Ebron: 12-yard pass from A. Luck (A. Vinatieri kick) (7-89, 3:18)	24	24
Colts	4	00:00	A. Vinatieri: 32-yard FG (7-44, 2:38)	24	27

Miami Dolphins

PASSING	ATT	CP	YDS	SK/YD	TD	LG	INT	QBR
Ryan Tannehill	25	17	204	1/3	2	74	0	119.4
TOTAL	25	17	204	1/3	2	74	0	119.4

RUSHING	ATT	YDS	AVG	LG	TD
Frank Gore	14	67	4.8	23	0
Kenyan Drake	8	32	4.0	14t	1
Ryan Tannehill	3	14	4.7	9	0
TOTAL	25	113	4.5	23	1

RECEIVING	NO	YDS	AVG	LG	TD
Kenyan Drake	5	64	12.8	33t	1
DeVante Parker	3	10	3.3	9	0
Durham Smythe	2	27	13.5	21	0
Kalen Ballage	2	-5	-2.5	-2	0
Danny Amendola	1	13	13.0	13	0
Frank Gore	1	10	10.0	10	0
Kenny Smith	1	6	6.0	6	0
Leonte Carroo	1	74	74.0	74t	1
Mike Gesicki	1	5	5.0	5	0
TOTAL	17	204	12.0	74	2

TOP DEFENSE	TOT	SOLO	AST	SCK	YDS	INT
T.J. McDonald	11	9	2	0.0	0.0	0
Reshad Jones	8	8	0	0.0	0.0	0
Akeem Spence	7	6	1	0.0	0.0	0
TOTAL	26	23	3	0.0	0.0	0

FIELD GOALS	FGA/FGM	PERCENT
Jason Sanders	1-1	100.0
TOTAL	1-1	100.0

Indianapolis Colts

PASSING	ATT	CP	YDS	SK/YD	TD	LG	INT	QBR
Andrew Luck	37	30	343	1/10	3	36	2	109.8
Jacoby Brissett	1	1	4	0/0	0	4	0	83.3
TOTAL	38	31	347	1/10	3	36	2	109.1

RUSHING	ATT	YDS	AVG	LG	TD
Marlon Mack	15	85	5.7	25	0
Nyheim Hines	9	28	3.1	9	0
Andrew Luck	2	5	2.5	4	0
TOTAL	26	118	4.5	25	0

RECEIVING	NO	YDS	AVG	LG	TD
T.Y. Hilton	7	125	17.9	36	0
Eric Ebron	5	45	9.0	14t	2
Jack Doyle	4	16	4.0	7	1
Chester Rogers	3	49	16.3	34	0
Dontrelle Inman	3	40	13.3	22	0
Jordan Wilkins	3	32	10.7	17	0
Marlon Mack	2	11	5.5	7	0
Nyheim Hines	2	22	11.0	19	0
Andrew Luck	1	4	4.0	4	0
Ryan Grant	1	3	3.0	3	0
TOTAL	31	347	11.2	36	3

TOP DEFENSE	TOT	SOLO	AST	SCK	YDS	INT
Darius Leonard	10	9	1	1.0	3.0	0
Anthony Walker	9	8	1	0.0	0.0	0
Clayton Geathers	6	4	2	0.0	0.0	0
TOTAL	25	21	4	1.0	3.0	0

FIELD GOALS	FGA/FGM	PERCENT
Adam Vinatieri	3-2	66.7
TOTAL	3-2	66.7

The Colts won their fifth consecutive game, defeating the Miami Dolphins, 27-24, at Lucas Oil Stadium. The teams traded touchdowns on their first drives of the game to tie the score at 7-7. Andrew Luck found Eric Ebron for his first of two touchdowns in the game. Luck then found Jack Doyle for a one-yard score to give Indianapolis a 14-7 lead in the second quarter. The Dolphins tied the score at 14-14 at halftime with a 74-yard touchdown pass and went on to take a 10-point lead with roughly eight minutes remaining in the game. The Colts tied the game with an Adam Vinatieri field goal and Ebron's second touchdown of the game. Luck then drove the offense 44 yards in seven plays to set up Vinatieri's 32-yard game-winning field goal as time expired. Luck threw for 343 yards and three touchdowns while T.Y. Hilton led the team with 125 receiving yards. Defensively, Darius Leonard led the team with 10 tackles and the team's lone sack of the game.

Team Statistics

	Dolphins	Colts
First Downs	14	26
Total Net Yards	314	455
Rushes/Net Yards	25/113	26/118
Net Passing	201	337
Pass Attempts/Completions	25/17	38/31
Had Intercepted	0	2
Sacked/Yards Lost	1/3	1/10
Punts/Average	6/47.5	3/34.3
Penalties/Yards	10/75	7/52
Fumbles/Lost	2/1	2/1
Possession Time	28:06	31:54

2018 GAME SUMMARIES



0

WEEK 13

Indianapolis Colts @ Jacksonville Jaguars 6
67,030 U TIAA Bank Field U Dec 2, 2018



6

Indianapolis Colts	0	0	0	0	—	0
Jacksonville Jaguars	0	3	0	3	—	6

Scoring Drives

TEAM	QTR	TIME	SCORING PLAY	IND	JAX
Jaguars	2	02:03	J. Lambo: 30-yard FG (13-48, 6:49)	0	3
Jaguars	4	11:42	J. Lambo: 37-yard FG (10-49, 5:48)	0	6

Indianapolis Colts

PASSING	ATT	CP	YDS	SK/YD	TD	LG	INT	QBR
Andrew Luck	52	33	248	3/24	0	20	1	66.8
TOTAL	52	33	248	3/24	0	20	1	66.8

RUSHING	ATT	YDS	AVG	LG	TD
Marlon Mack	8	27	3.4	7	0
Andrew Luck	2	16	8.0	11	0
Nyheim Hines	4	5	1.3	3	0
Zach Pascal	1	2	2.0	2	0
Eric Ebron	1	-9	-9.0	-9	0
TOTAL	16	41	2.6	11	0

RECEIVING	NO	YDS	AVG	LG	TD
Eric Ebron	10	81	8.1	20	0
Nyheim Hines	9	50	5.6	11	0
T.Y. Hilton	8	77	9.6	16	0
Dontrelle Inman	2	14	7.0	8	0
Erik Swoope	1	4	4.0	4	0
Jordan Wilkins	1	0	0.0	0	0
Marlon Mack	1	6	6.0	6	0
Zach Pascal	1	16	16.0	16	0
TOTAL	33	248	7.5	20	0

TOP DEFENSE	TOT	SOLO	AST	SCK	YDS	INT
Anthony Walker	10	4	6	0.0	0.0	0
Darius Leonard	9	4	5	0.0	0.0	0
Pierre Desir	8	6	2	0.0	0.0	0
TOTAL	27	14	13	0.0	0.0	0

FIELD GOALS	FGA/FGM	PERCENT
No Field Goals		

Jacksonville Jaguars

PASSING	ATT	CP	YDS	SK/YD	TD	LG	INT	QBR
Cody Kessler	24	18	150	3/18	0	23	0	90.6
TOTAL	24	18	150	3/18	0	23	0	90.6

RUSHING	ATT	YDS	AVG	LG	TD
Carlos Hyde	13	36	2.8	8	0
Cody Kessler	5	28	5.6	11	0
T.J. Yeldon	8	16	2.0	4	0
Dede Westbrook	1	-1	-1.0	-1	0
TOTAL	27	79	2.9	11	0

RECEIVING	NO	YDS	AVG	LG	TD
T.J. Yeldon	7	49	7.0	15	0
Dede Westbrook	3	25	8.3	23	0
Donte Moncrief	3	40	13.3	18	0
James O'Shaughnessy	2	19	9.5	14	0
Keelan Cole	2	16	8.0	11	0
Carlos Hyde	1	1	1.0	1	0
TOTAL	18	150	8.3	23	0

TOP DEFENSE	TOT	SOLO	AST	SCK	YDS	INT
Telvin Smith Sr.	12	9	3	0.0	0.0	0
Myles Jack	10	7	3	0.0	0.0	0
A.J. Bouye	6	6	0	0.0	0.0	0
TOTAL	28	22	6	0.0	0.0	0

FIELD GOALS	FGA/FGM	PERCENT
Josh Lambo	2-2	100.0
TOTAL	2-2	100.0

The Colts fell to 6-6 after being defeated by the Jacksonville Jaguars, 6-0, at TIAA Bank Field. Jacksonville's defense held Indianapolis scoreless in two red zone attempts and successfully stopped the Colts on three fourth down attempts. On one fourth down play, Indianapolis running back Jordan Wilkins was stopped at the one-yard line. The Colts defense held the Jaguars to 211 net yards and contributed with 3.0 sacks and two forced fumbles, all courtesy of Denico Autry. Anthony Walker led the defense with nine tackles and added one fumble recovery. Andrew Luck completed 33-of-52 passes for 248 yards and one interception for a 66.8 passer rating. Eric Ebron led the team with 10 receptions for 81 yards.

Team Statistics

Colts Jaguars

First Downs	19	11
Total Net Yards	265	211
Rushes/Net Yards	16/41	27/79
Net Passing	224	132
Pass Attempts/Completions	52/33	24/18
Had Intercepted	1	0
Sacked/Yards Lost	3/24	3/18
Punts/Average	6/49.7	7/47.0
Penalties/Yards	6/65	8/74
Fumbles/Lost	1/1	2/1
Possession Time	30:27	29:33

2018 GAME SUMMARIES



24

WEEK 14

Indianapolis Colts 24, Houston Texans 21

71,814 U NRG Stadium U Houston, Texas U Dec 9, 2018



21

Indianapolis Colts	0	17	7	0	—	24
Houston Texans	7	0	7	7	—	21

Scoring Drives

TEAM	QTR	TIME	SCORING PLAY	IND	HOU
Texans	1	02:27	A. Blue: 3-yard run (K. Fairbairn kick) (10-82, 4:09)	0	7
Colts	2	06:33	M. Mack: 4-yard run (A. Vinatieri kick) (2-64, 0:46)	7	7
Colts	2	02:57	E. Ebron: 14-yard pass from A. Luck (A. Vinatieri kick) (5-66, 2:16)	14	7
Colts	2	00:00	A. Vinatieri: 54-yard FG (10-53, 1:14)	17	7
Texans	3	07:38	L. Miller: 1-yard run (K. Fairbairn kick) (16-75, 7:22)	17	14
Colts	3	03:51	Z. Pascal: 12-yard pass from A. Luck (A. Vinatieri kick) (8-75, 3:47)	24	14
Texans	4	02:37	D. Hopkins: 7-yard pass from D. Watson (K. Fairbairn kick) (6-70, 1:53)	24	21

Indianapolis Colts

PASSING	ATT	CP	YDS	SK/YD	TD	LG	INT	QBR
Andrew Luck	41	27	399	2/13	2	60	1	103.6
TOTAL	41	27	399	2/13	2	60	1	103.6

RUSHING	ATT	YDS	AVG	LG	TD
Marlon Mack	14	33	2.4	7	1
Andrew Luck	6	16	2.7	13	0
Nyheim Hines	3	1	0.3	2	0
TOTAL	23	50	2.2	13	1

RECEIVING	NO	YDS	AVG	LG	TD
T.Y. Hilton	9	199	22.1	60	0
Chester Rogers	5	36	7.2	11	0
Zach Pascal	5	68	13.6	28	1
Eric Ebron	4	65	16.3	23	1
Nyheim Hines	3	16	5.3	10	0
Ryan Grant	1	15	15.0	15	0
TOTAL	27	399	14.8	60	2

TOP DEFENSE	TOT	SOLO	AST	SCK	YDS	INT
Darius Leonard	12	9	3	1.0	9.0	0
Anthony Walker	11	7	4	0.0	0.0	0
Clayton Geathers	9	6	3	0.0	0.0	0
TOTAL	32	22	10	1.0	1.0	0

FIELD GOALS	FGA/FGM	PERCENT
Adam Vinatieri	1-1	100.0
TOTAL	1-1	100.0

Houston Texans

PASSING	ATT	CP	YDS	SK/YD	TD	LG	INT	QBR
Deshauaun Watson	38	27	267	5/41	1	47	0	99.3
TOTAL	38	27	267	5/41	1	47	0	99.3

RUSHING	ATT	YDS	AVG	LG	TD
Deshauaun Watson	5	35	7.0	12	0
Lamar Miller	14	33	2.4	13	1
Alfred Blue	6	21	3.5	11	1
TOTAL	25	89	3.6	13	2

RECEIVING	NO	YDS	AVG	LG	TD
Lamar Miller	5	19	3.8	5	0
Ryan Griffin	5	80	16.0	47	0
DeAndre Hopkins	4	36	9.0	13	1
Demaryius Thomas	4	48	12.0	20	0
Jordan Thomas	4	31	7.8	14	0
Joe Webb III	2	13	6.5	7	0
Jordan Akins	2	40	20.0	27	0
DeAndre Carter	1	0	0.0	0	0
TOTAL	27	267	9.9	47	1

TOP DEFENSE	TOT	SOLO	AST	SCK	YDS	INT
Kareem Jackson	11	9	2	0.0	0.0	0
Zach Cunningham	9	7	2	0.0	0.0	0
Justin Reid	7	6	1	0.0	0.0	0
TOTAL	27	22	5	0.0	0.0	0

FIELD GOALS	FGA/FGM	PERCENT
No Field Goals		

The Colts improved to 7-6 on the season with a 24-21 victory over the Houston Texans at NRG Stadium. Houston took a 7-0 lead in the first quarter with an Alfred Blue three-yard touchdown run. The Colts responded in the second quarter with 17 unanswered points to take a 17-7 halftime lead. Marlon Mack found the end zone on a four-yard run prior to an Eric Ebron 14-yard touchdown reception. Adam Vinatieri then connected on a 54-yard field goal as time expired in the quarter. The Texans opened the third quarter with a touchdown on their first possession, Indianapolis then scored on the ensuing drive when Andrew Luck found Zach Pascal for a 12-yard touchdown. Houston notched a late touchdown from DeAndre Hopkins, but the Colts would not give the ball back to the Texans, sealing the win. Luck completed 27 passes for 399 yards and two touchdowns while T.Y. Hilton led both teams in receiving with nine receptions for 199 yards. Defensively, the Colts logged 5.0 sacks, including 2.0 from Denico Autry.

Team Statistics

Colts Texans

First Downs	24	25
Total Net Yards	436	315
Rushes/Net Yards	23/50	25/89
Net Passing	386	226
Pass Attempts/Completions	41/27	38/27
Had Intercepted	1	0
Sacked/Yards Lost	2/13	5/41
Punts/Average	6/46.3	8/45.3
Penalties/Yards	9/59	7/35
Fumbles/Lost	1/0	0/0
Possession Time	28:03	31:57

2018 GAME SUMMARIES



0

WEEK 15

Dallas Cowboys 0, Indianapolis Colts 23
66,654 U Lucas Oil Stadium U Dec 16, 2018



23

Dallas Cowboys	0	0	0	0	—	0
Indianapolis Colts	7	3	10	3	—	23

Scoring Drives

TEAM	QTR	TIME	SCORING PLAY	DAL	IND
Colts	1	06:09	M. Mack: 1-yard run (A. Vinatieri kick) (8-44, 3:46)	0	7
Colts	2	00:00	A. Vinatieri: 43-yard FG (11-59, 1:53)	0	10
Colts	3	11:23	M. Mack: 6-yard run (A. Vinatieri kick) (8-75, 3:37)	0	17
Colts	3	01:36	A. Vinatieri: 44-yard FG (10-63, 6:09)	0	20
Colts	4	06:57	A. Vinatieri: 23-yard FG (12-55, 7:59)	0	23

Dallas Cowboys

PASSING	ATT	CP	YDS	SK/YD	TD	LG	INT	QBR
Dak Prescott	39	24	206	3/26	0	18	1	64.7
TOTAL	39	24	206	3/26	0	18	1	64.7

RUSHING	ATT	YDS	AVG	LG	TD
Ezekiel Elliott	18	87	4.8	24	0
Rod Smith	3	14	4.7	10	0
Amari Cooper	1	11	11.0	11	0
TOTAL	22	112	5.1	24	0

RECEIVING	NO	YDS	AVG	LG	TD
Ezekiel Elliott	7	41	5.9	10	0
Amari Cooper	4	32	8.0	11	0
Blake Jarwin	4	45	11.3	18	0
Cole Beasley	4	42	10.5	14	0
Dalton Schultz	3	23	7.7	8	0
Allen Hurns	1	9	9.0	9	0
Noah Brown	1	14	14.0	14	0
TOTAL	24	206	8.6	18	0

TOP DEFENSE	TOT	SOLO	AST	SCK	YDS	INT
Jaylon Smith	14	11	3	0.0	0.0	0
Leighton Vander Esch	12	7	5	0.0	0.0	0
Jeff Heath	9	9	0	0.0	0.0	0
TOTAL	35	27	8	0.0	0.0	0

FIELD GOALS	FGA/FGM	PERCENT
Brett Maher	1-0	0.0
TOTAL	1-0	0

Indianapolis Colts

PASSING	ATT	CP	YDS	SK/YD	TD	LG	INT	QBR
Andrew Luck	27	16	192	0/0	0	37	0	81.1
TOTAL	27	16	192	0/0	0	37	0	81.1

RUSHING	ATT	YDS	AVG	LG	TD
Marlon Mack	27	139	5.1	21	2
Andrew Luck	6	20	3.3	11	0
Nyheim Hines	6	19	3.2	8	0
TOTAL	39	178	4.6	21	2

RECEIVING	NO	YDS	AVG	LG	TD
T.Y. Hilton	5	85	17.0	37	0
Nyheim Hines	4	45	11.3	19	0
Ryan Grant	2	16	8.0	10	0
Chester Rogers	1	10	10.0	10	0
Eric Ebron	1	8	8.0	8	0
Jordan Wilkins	1	6	6.0	6	0
Marlon Mack	1	10	10.0	10	0
Zach Pascal	1	12	12.0	12	0
TOTAL	16	192	12.0	37	0

TOP DEFENSE	TOT	SOLO	AST	SCK	YDS	INT
Darius Leonard	11	9	2	0.0	0.0	0
Clayton Geathers	8	6	2	0.0	0.0	0
Pierre Desir	7	7	0	0.0	0.0	0
TOTAL	26	22	4	0.0	0.0	0

FIELD GOALS	FGA/FGM	PERCENT
Adam Vinatieri	3-3	100.0
TOTAL	3-3	100.0

The Indianapolis Colts improved to 8-6 on the season and handed Dallas its first shutout since 2003 with a 23-0 victory at Lucas Oil Stadium. After Denico Autry blocked a field goal on the Cowboys first possession of the game, the Colts scored a touchdown on their ensuing drive with a Marlon Mack one-yard score. Indianapolis then forced a fumble and a punt before Adam Vinatieri's 43-yard field goal as the first half expired. The Colts tallied 13 unanswered points in the second half on Mack's second rushing touchdown and two additional Vinatieri field goals to cap the win. Mack established a single-game career-high in rushing yards with 139 on 27 carries. Andrew Luck completed 16-of-27 passes for 192 yards for an 81.1 passer rating. T.Y. Hilton led the team with five receptions for 85 yards. Defensively, Darius Leonard led the team with 11 tackles (nine solo) while Tyquan Lewis led the team with 2.0 sacks.

Team Statistics

Cowboys

Colts

First Downs	19	25
Total Net Yards	292	370
Rushes/Net Yards	22/112	39/178
Net Passing	180	192
Pass Attempts/Completions	39/24	27/16
Had Intercepted	1	0
Sacked/Yards Lost	3/26	0/0
Punts/Average	2/40.5	1/52.0
Penalties/Yards	9/74	6/55
Fumbles/Lost	1/0	2/1
Possession Time	28:12	31:48

2018 GAME SUMMARIES



WEEK 16

New York Giants 27, Indianapolis Colts 28
61,738 U Lucas Oil Stadium U Dec 23, 2018



New York Giants	14	3	7	3	—	27
Indianapolis Colts	0	7	14	7	—	28

Scoring Drives

TEAM	QTR	TIME	SCORING PLAY	NYG	IND
Giants	1	08:11	S. Barkley: 1-yard run (A. Rosas kick) (11-75, 5:54)	7	0
Giants	1	01:41	S. Simonson: 3-yard pass from E. Manning (A. Rosas kick) (9-87, 4:29)	14	0
Colts	2	04:09	N. Hines: 1-yard run (A. Vinatieri kick) (12-78, 6:48)	14	7
Giants	2	01:10	A. Rosas: 40-yard FG (9-53, 2:59)	17	7
Colts	3	07:38	D. Inman: 2-yard pass from A. Luck (A. Vinatieri kick) (7-85, 4:11)	17	14
Giants	3	03:42	E. Manning: 1-yard run (A. Rosas kick) (8-85, 3:56)	24	14
Colts	3	00:32	M. Mack: 3-yard run (A. Vinatieri kick) (7-74, 3:10)	24	21
Giants	4	09:20	A. Rosas: 27-yard FG (12-66, 6:12)	27	21
Colts	4	00:55	C. Rogers: 1-yard pass from A. Luck (A. Vinatieri kick) (8-53, 2:48)	27	28

New York Giants

PASSING	ATT	CP	YDS	SK/YD	TD	LG	INT	QBR
Eli Manning	33	25	309	0/0	1	55	1	101.7
TOTAL	33	25	309	0/0	1	55	1	101.7

RUSHING	ATT	YDS	AVG	LG	TD
Saquon Barkley	21	43	2.0	6	1
Evan Engram	2	26	13.0	14	0
Wayne Gallman Jr.	2	12	6.0	8	0
Corey Coleman	1	5	5.0	5	0
Eli Manning	2	0	0.0	1t	1
Sterling Shepard	1	-3	-3.0	-3	0
TOTAL	29	83	2.9	14	2

RECEIVING	NO	YDS	AVG	LG	TD
Evan Engram	6	87	14.5	32	0
Sterling Shepard	6	113	18.8	55	0
Saquon Barkley	5	34	6.8	18	0
Scott Simonson	3	16	5.3	8	1
Rhett Ellison	2	18	9.0	16	0
Bennie Fowler III	1	26	26.0	26	0
Cody Latimer	1	10	10.0	10	0
Eli Penny	1	5	5.0	5	0
TOTAL	25	309	12.4	55	1

TOP DEFENSE	TOT	SOLO	AST	SCK	YDS	INT
Tae Davis	8	6	2	1.0	4.0	0
Michael Thomas	7	5	2	0.0	0.0	0
B.J. Goodson	6	4	2	0.0	0.0	0
TOTAL	21	15	6	1.0	1.0	0

FIELD GOALS	FGA/FGM	PERCENT
Aldrick Rosas	2-2	100.0
TOTAL	2-2	100.0

Indianapolis Colts

PASSING	ATT	CP	YDS	SK/YD	TD	LG	INT	QBR
Andrew Luck	47	31	357	1/4	2	55	1	94.0
TOTAL	47	31	357	1/4	2	55	1	94.0

RUSHING	ATT	YDS	AVG	LG	TD
Marlon Mack	12	34	2.8	11	1
Andrew Luck	2	13	6.5	14	0
Nyheim Hines	2	2	1.0	1t	1
TOTAL	16	49	3.1	14	2

RECEIVING	NO	YDS	AVG	LG	TD
Chester Rogers	7	54	7.7	15	1
T.Y. Hilton	7	138	19.7	55	0
Dontrelle Inman	4	46	11.5	29	1
Nyheim Hines	4	41	10.3	28	0
Zach Pascal	4	41	10.3	15	0
Eric Ebron	3	28	9.3	14	0
Marlon Mack	1	4	4.0	4	0
Ryan Grant	1	5	5.0	5	0
TOTAL	31	357	11.5	55	2

TOP DEFENSE	TOT	SOLO	AST	SCK	YDS	INT
Darius Leonard	9	8	1	0.0	0.0	0
George Odum	9	4	5	0.0	0.0	0
Malik Hooker	6	4	2	0.0	0.0	1
TOTAL	24	16	8	0.0	0.0	1

FIELD GOALS	FGA/FGM	PERCENT
	No Field Goals	

The Colts won their eighth game in their last nine contests with a 28-27 victory over the New York Giants at Lucas Oil Stadium. The Giants got off to a 14-0 lead with touchdowns on back-to-back drives to open the game. Indianapolis got on the board when Nyheim Hines scored a touchdown on a one-yard rush. New York responded with a field goal to take a 17-7 halftime lead. The Colts opened the third quarter with two consecutive touchdowns. Andrew Luck threw a two-yard touchdown to Dontrelle Inman and Marlon Mack scored on a three-yard rush. The Giants kept pace with an Eli Manning one-yard touchdown run and an Aldrick Rosas 27-yard field goal to take a 27-21 lead in the fourth quarter. The teams traded possessions before Luck drove the Colts 53 yards in eight plays and found Chester Rogers for a one-yard game-winning touchdown. Luck threw for 357 yards and two touchdowns. Defensively, Malik Hooker finished with six tackles and the game-winning interception.

Team Statistics

	Giants	Colts
First Downs	22	27
Total Net Yards	392	402
Rushes/Net Yards	29/83	16/49
Net Passing	309	353
Pass Attempts/Completions	33/25	47/31
Had Intercepted	1	1
Sacked/Yards Lost	0/0	1/4
Punts/Average	3/48.3	4/46.5
Penalties/Yards	6/24	6/29
Fumbles/Lost	0/0	0/0
Possession Time	31:41	28:19

2018 GAME SUMMARIES



33

WEEK 17

Indianapolis Colts 33, Tennessee Titans 17
68,978 U Nissan Stadium U Dec 30, 2018



17

Indianapolis Colts	7	10	7	9	—	33
Tennessee Titans	0	10	7	0	—	17

Scoring Drives

TEAM	QTR	TIME	SCORING PLAY	IND	TEN
Colts	1	06:39	D. Inman: 11-yard pass from A. Luck (A. Vinatieri kick) (12-92, 6:46)	7	0
Colts	2	09:26	E. Ebron: 9-yard pass from A. Luck (A. Vinatieri kick) (16-90, 9:58)	14	0
Titans	2	06:35	J. Brown: 22-yard interception return (R. Succop kick)	14	7
Colts	2	00:39	A. Vinatieri: 53-yard FG (7-60, 1:46)	17	7
Titans	2	00:00	R. Succop: 38-yard FG (7-55, 0:39)	17	10
Colts	3	10:46	R. Hewitt: 1-yard pass from A. Luck (A. Vinatieri kick) (7-68, 4:14)	24	10
Titans	3	01:47	L. Stocker: 22-yard pass from B. Gabbert (R. Succop kick) (2-55, 0:36)	24	17
Colts	4	03:55	A. Vinatieri: 25-yard FG (9-31, 5:10)	27	17
Colts	4	02:24	M. Mack: 8-yard run (kick failed) (1-8, 0:04)	33	17

Indianapolis Colts

PASSING	ATT	CP	YDS	SK/YD	TD	LG	INT	QBR
Andrew Luck	35	24	285	1/7	3	43	1	109.8
TOTAL	35	24	285	1/7	3	43	1	109.8

RUSHING	ATT	YDS	AVG	LG	TD
Marlon Mack	25	119	4.8	21	1
Jordan Wilkins	3	18	6.0	8	0
Andrew Luck	7	17	2.4	9	0
Nyheim Hines	1	4	4.0	4	0
TOTAL	36	158	4.4	21	1

RECEIVING	NO	YDS	AVG	LG	TD
Dontrelle Inman	5	77	15.4	29	1
Eric Ebron	4	60	15.0	22	1
Chester Rogers	3	32	10.7	17	0
Marlon Mack	3	-1	-0.3	4	0
Nyheim Hines	3	25	8.3	17	0
T.Y. Hilton	2	61	30.5	43	0
Jordan Wilkins	1	5	5.0	5	0
Mo Alie-Cox	1	21	21.0	21	0
Ryan Grant	1	4	4.0	4	0
Ryan Hewitt	1	1	1.0	1t	1
TOTAL	24	285	11.9	43	3

TOP DEFENSE	TOT	SOLO	AST	SCK	YDS	INT
Darius Leonard	8	4	4	0.0	0.0	1
Pierre Desir	6	4	2	0.0	0.0	0
George Odum	5	3	2	0.0	0.0	0
TOTAL	19	11	8	0.0	0.0	1

FIELD GOALS	FGA/FGM	PERCENT
Adam Vinatieri	2-2	100.0
TOTAL	2-2	100.0

Tennessee Titans

PASSING	ATT	CP	YDS	SK/YD	TD	LG	INT	QBR
Blaine Gabbert	29	18	165	0/0	1	22	2	60.3
TOTAL	29	18	165	0/0	1	22	2	60.3

RUSHING	ATT	YDS	AVG	LG	TD
Derrick Henry	16	93	5.8	33	0
TOTAL	16	93	5.8	33	0

RECEIVING	NO	YDS	AVG	LG	TD
Corey Davis	5	48	9.6	18	0
Darius Jennings	3	17	5.7	7	0
Dion Lewis	3	23	7.7	11	0
MyCole Pruitt	2	26	13.0	17	0
Taywan Taylor	2	8	4.0	6	0
Anthony Firkser	1	8	8.0	8	0
Derrick Henry	1	13	13.0	13	0
Luke Stocker	1	22	22.0	22t	1
TOTAL	18	165	9.2	22	1

TOP DEFENSE	TOT	SOLO	AST	SCK	YDS	INT
Wesley Woodyard	14	10	4	0.0	0.0	0
Kevin Byard	10	6	4	0.0	0.0	0
Jayron Brown	9	6	3	0.0	0.0	1
TOTAL	33	22	11	0.0	0.0	1

FIELD GOALS	FGA/FGM	PERCENT
Ryan Succop	1-1	100.0
TOTAL	1-1	100.0

The Indianapolis Colts clinched its first playoff berth since 2014 following a 33-17 victory over the Tennessee Titans in the 2018 regular season finale. The Colts jumped out to a 14-0 lead when Andrew Luck threw touchdown passes to Dontrelle Inman and Eric Ebron. The Titans got on the board with an interception return for a touchdown prior to both teams trading field goals at the end of the second quarter. Indianapolis took a 24-10 lead in the third quarter when Ryan Hewitt caught a one-yard touchdown from Luck. Tennessee cut it to a one-possession game, but a field goal from Adam Vinatieri and a Marlon Mack eight-yard rushing touchdown sealed the win. Luck threw for 285 yards and three touchdowns while Mack finished with 119 rushing yards and one touchdown. Defensively, Darius Leonard led the team with eight tackles and one interception while Kenny Moore II finished with four tackles and one interception.

Team Statistics

	Colts	Titans
First Downs	24	11
Total Net Yards	436	258
Rushes/Net Yards	36/158	16/93
Net Passing	278	165
Pass Attempts/Completions	35/24	29/18
Had Intercepted	1	2
Sacked/Yards Lost	1/7	0/0
Punts/Average	4/47.8	6/45.3
Penalties/Yards	12/96	9/75
Fumbles/Lost	1/1	1/1
Possession Time	40:13	19:47

2018 GAME SUMMARIES



21

AFC WILD CARD PLAYOFF GAME 1

Indianapolis Colts 21, Houston Texans 7

71,798 U NRG Stadium U Houston, Texas U Jan 5, 2019



7

Indianapolis Colts	14	7	0	0	—	21
Houston Texans	0	0	0	7	—	7

Scoring Drives

TEAM	QTR	TIME	SCORING PLAY	IND	HOU
Colts	1	10:32	E. Ebron: 6-yard pass from A. Luck (A. Vinatieri kick) (9-75, 4:28)	7	0
Colts	1	04:03	M. Mack: 2-yard run (A. Vinatieri kick) (9-74, 5:25)	14	0
Colts	2	06:24	D. Inman: 18-yard pass from A. Luck (A. Vinatieri kick) (7-65, 3:23)	21	0
Texans	4	10:57	K. Coutee: 6-yard pass from D. Watson (K. Fairbairn kick) (16-89, 6:13)	21	7

Indianapolis Colts

PASSING	ATT	CP	YDS	SK/YD	TD	LG	INT	QBR
Andrew Luck	32	19	222	0/0	2	38	1	88.3
TOTAL	32	19	222	0/0	2	38	1	88.3

RUSHING	ATT	YDS	AVG	LG	TD
Marlon Mack	24	148	6.2	29	1
Andrew Luck	8	29	3.6	10	0
Zach Pascal	1	14	14.0	14	0
Jordan Wilkins	2	9	4.5	6	0
TOTAL	35	200	5.7	29	1

RECEIVING	NO	YDS	AVG	LG	TD
T.Y. Hilton	5	85	17.0	38	0
Chester Rogers	4	46	11.5	16	0
Dontrelle Inman	4	53	13.3	21	1
Eric Ebron	3	26	8.7	15	1
Marlon Mack	2	6	3.0	6	0
Zach Pascal	1	6	6.0	6	0
TOTAL	19	222	11.7	38	2

TOP DEFENSE	TOT	SOLO	AST	SCK	YDS	INT
Darius Leonard	13	5	8	0.0	0.0	0
Clayton Geathers	9	5	4	0.0	0.0	0
Anthony Walker	6	2	4	0.0	0.0	0
TOTAL	28	12	16	0.0	0.0	0

FIELD GOALS	FGA/FGM	PERCENT
No Field Goals		

Houston Texans

PASSING	ATT	CP	YDS	SK/YD	TD	LG	INT	QBR
Deshaun Watson	49	29	235	3/18	1	20	1	69.7
TOTAL	49	29	235	3/18	1	20	1	69.7

RUSHING	ATT	YDS	AVG	LG	TD
Deshaun Watson	8	76	9.5	21	0
Lamar Miller	5	18	3.6	8	0
Alfred Blue	2	8	4.0	4	0
D'Onta Foreman	1	3	3.0	3	0
TOTAL	16	105	6.6	21	0

RECEIVING	NO	YDS	AVG	LG	TD
Keke Coutee	11	110	10.0	20	1
Lamar Miller	8	63	7.9	12	0
DeAndre Hopkins	5	37	7.4	13	0
Alfred Blue	2	11	5.5	6	0
Jordan Akins	2	8	4.0	7	0
Ryan Griffin	1	6	6.0	6	0
TOTAL	29	235	8.1	20	1

TOP DEFENSE	TOT	SOLO	AST	SCK	YDS	INT
Benardrick McKinney	9	5	4	0.0	0.0	0
Tyran Mathieu	8	8	0	0.0	0.0	0
Zach Cunningham	7	5	2	0.0	0.0	0
TOTAL	24	18	6	0.0	0.0	0

FIELD GOALS	FGA/FGM	PERCENT
No Field Goals		

The Colts won their Wild Card Playoff meeting against the Houston Texans, 21-7, at NRG Stadium. Indianapolis scored touchdowns on three of its first four possessions of the game to take a 21-0 lead at halftime. Andrew Luck threw touchdown passes to Eric Ebron and Dontrelle Inman and Marlon Mack contributed with a two-yard rushing touchdown. Houston scored the only points of the second half when Keke Coutee found the end zone on a six-yard reception with 10:57 remaining in the fourth quarter. The Texans got the ball back after forcing a Colts punt, but turned the ball over on downs, which clinched the victory for Indianapolis. Luck threw for 222 yards and two touchdowns while Marlon Mack led both teams in rushing with 148 yards and one score on 24 carries. Defensively, Darius Leonard led the team with 13 tackles while Kenny Moore contributed with one interception and 1.0 sack.

Team Statistics

	Colts	Texans
First Downs	26	20
Total Net Yards	422	322
Rushes/Net Yards	35/200	16/105
Net Passing	222	217
Pass Attempts/Completions	32/19	49/29
Had Intercepted	1	1
Sacked/Yards Lost	0/0	3/18
Punts/Average	4/37.0	5/46.8
Penalties/Yards	2/10	8/67
Fumbles/Lost	0/0	0/0
Possession Time	31:14	28:46

2018 GAME SUMMARIES



AFC DIVISIONAL PLAYOFF GAME 2 Indianapolis Colts 13, Kansas City Chiefs 31 76,765 U Arrowhead Stadium U Jan 12, 2019



Indianapolis Colts	0	7	0	6	—	13
Kansas City Chiefs	14	10	0	7	—	31

Scoring Drives

TEAM QTR TIME SCORING PLAY

TEAM	QTR	TIME	SCORING PLAY	IND	KC
Chiefs	1	10:05	D. Williams: 10-yard run (H. Butker kick) (5-90, 2:59)	0	7
Chiefs	1	06:28	T. Hill: 36-yard run (H. Butker kick) (8-70, 2:54)	0	14
Chiefs	2	12:13	H. Butker: 39-yard FG (15-53, 6:59)	0	17
Colts	2	05:56	(6:04) D.Colquitt: punt is BLOCKED by N.Goode, Center-J.Winchester, RECOVERED by IND-Z.Pascal at KC -2. TOUCHDOWN. (A. Vinatieri kick)	7	17
Chiefs	2	01:40	P. Mahomes: 4-yard run (H. Butker kick) (10-75, 4:16)	7	24
Colts	4	05:31	T. Hilton: 29-yard pass from A. Luck (kick failed) (10-87, 3:04)	13	24
Chiefs	4	02:23	D. Williams: 6-yard run (H. Butker kick) (9-61, 3:08)	13	31

Indianapolis Colts

PASSING	ATT	CP	YDS	SK/YD	TD	LG	INT	QBR
Andrew Luck	36	19	203	3/24	1	29	0	78.8
TOTAL	36	19	203	3/24	1	29	0	78.8

RUSHING	ATT	YDS	AVG	LG	TD
Marlon Mack	9	46	5.1	20	0
Nyheim Hines	3	24	8.0	14	0
Andrew Luck	2	17	8.5	9	0
TOTAL	14	87	6.2	20	0

RECEIVING	NO	YDS	AVG	LG	TD
Chester Rogers	5	30	6.0	12	0
Eric Ebron	5	51	10.2	21	0
Dontrelle Inman	4	55	13.8	20	0
T.Y. Hilton	4	60	15.0	29t	1
Zach Pascal	1	7	7.0	7	0
TOTAL	19	203	10.7	29	1

TOP DEFENSE	TOT	SOLO	AST	SCK	YDS	INT
Darius Leonard	14	10	4	0.0	0.0	0
Kenny Moore II	13	8	5	2.0	13.0	0
Clayton Geathers	10	8	2	0.0	0.0	0
TOTAL	37	26	11	2.0	2.0	0

FIELD GOALS	FGA/FGM	PERCENT
Adam Vinatieri	1-0	0.0
TOTAL	1-0	0

Kansas City Chiefs

PASSING	ATT	CP	YDS	SK/YD	TD	LG	INT	QBR
Patrick Mahomes	41	27	278	4/25	0	34	0	85.2
TOTAL	41	27	278	4/25	0	34	0	85.2

RUSHING	ATT	YDS	AVG	LG	TD
Damien Williams	25	129	5.2	24	1
Tyreek Hill	1	36	36.0	36t	1
Darrel Williams	3	9	3.0	6t	1
Patrick Mahomes	3	8	2.7	4t	1
Sammy Watkins	1	-2	-2.0	-2	0
TOTAL	33	180	5.5	36	4

RECEIVING	NO	YDS	AVG	LG	TD
Tyreek Hill	8	72	9.0	17	0
Travis Kelce	7	108	15.4	30	0
Sammy Watkins	6	62	10.3	34	0
Damien Williams	5	25	5.0	9	0
Gehrig Dieter	1	11	11.0	11	0
TOTAL	27	278	10.3	34	0

TOP DEFENSE	TOT	SOLO	AST	SCK	YDS	INT
Anthony Hitchens	7	4	3	0.0	0.0	0
Eric Murray	5	3	2	0.0	0.0	0
Charvarius Ward	4	2	2	0.0	0.0	0
TOTAL	16	9	7	0.0	0.0	0

FIELD GOALS	FGA/FGM	PERCENT
Harrison Butker	1-1	100.0
TOTAL	1-1	100.0

The Colts' season ended following an AFC Divisional Playoff loss to the Kansas City Chiefs, 31-13, at Arrowhead Stadium. The Chiefs took a 17-0 lead in the second quarter following touchdown runs from Damien Williams and Tyreek Hill and a Harrison Butker 39-yard field goal. Indianapolis got on the board in the second quarter with a blocked punt recovered by Zach Pascal for a touchdown. Chiefs quarterback Patrick Mahomes added a four-yard touchdown run with 1:40 remaining in the second quarter to give Kansas City a 24-7 halftime lead. The teams traded touchdowns in the fourth quarter as Kansas City clinched a 31-13 victory. Andrew Luck threw for 203 yards and one touchdown and T.Y. Hilton caught four passes for 60 yards and one score. Defensively, Darius Leonard led the team with 14 tackles while adding one forced fumble and one fumble recovery.

Team Statistics

	Colts	Chiefs
First Downs	15	29
Total Net Yards	266	433
Rushes/Net Yards	14/87	33/180
Net Passing	179	253
Pass Attempts/Completions	36/19	41/27
Had Intercepted	0	0
Sacked/Yards Lost	3/24	4/25
Punts/Average	7/48.3	4/27.5
Penalties/Yards	10/70	6/54
Fumbles/Lost	1/1	3/1
Possession Time	20:11	39:49

PLAYER PARTICIPATION



2018 Regular Season Indianapolis Colts Player Participation

PLAYERS	CIN	WAS	PHI	HOU	NE	NYJ	BUF	OAK	JAX	TEN	MIA	JAX	HOU	DAL	NYG	TEN	P/S	X/N
	9/9	9/16	9/23	9/30	10/4	10/14	10/21	10/28	11/11	11/18	11/25	12/2	12/9	12/16	12/23	12/30	P/S	X/N
Adams, Matthew	P	P	P	P	P	P	P	P	P	P	P	P	P	P	P	P	16/5	0/0
Auty, Denico	UT	/	/	UT	UT	N	N	P	UT	UT	UT	UT	UT	UT	UT	UT	12/11	0/2
Brissett, Jacoby	X	X	P	X	X	X	X	X	X	P	X	X	X	X	X	X	4/0	12/0
Castono, Anthony	N	N	N	N	X	LT	LT	LT	LT	LT	LT	LT	LT	LT	LT	LT	11/11	1/4
Clark, Le'Raven	N	LT	LT	LT	LT	P	P	P	P	N	N	N	N	N	N	N	12/4	0/4
Desir, Pierre	P	CB	P	P	CB	CB	CB	P	CB	CB	CB	CB	CB	CB	CB	CB	16/12	0/0
Doyle, Jack	TE	TE	N	N	N	N	N	TE	TE	TE	TE	IR	IR	IR	IR	IR	6/6	0/5
Ebron, Eric	TE	P	TE	TE	TE	P	TE	P	P	P	P	TE	TE	P	TE	TE	16/8	0/0
Farley, Matthias	P	P	P	SS	P	IR	IR	IR	IR	IR	IR	IR	IR	IR	IR	IR	5/1	0/0
Franklin, Zaire	P	P	SAM	P	SAM	P	P	P	P	P	P	P	P	P	P	P	16/2	0/0
Geathers, Clayton	SS	SS	SS	SS	SS	N	N	SS	SS	SS	SS	SS	SS	SS	SS	N	12/12	0/4
Glowinski, Mark	X	X	N	N	P	LG	LG	RG	RG	RG	RG	RG	RG	N	N	RG	11/9	2/3
Goode, Najee	P	P	P	P	P	P	P	P	P	P	P	P	P	P	P	P	16/0	0/0
Grant, Ryan	P	WR	WR	WR	WR	WR	N	N	WR	P	P	WR	WR	WR	WR	WR	14/10	0/2
Haeg, Joe	LT	RT	RT	IR	IR	IR	IR	IR	IR	IR	G	P	RT	RT	P	P	8/6	0/0
Hairston, Nate	CB	CB	CB	CB	X	CB	CB	N	N	N	P	P	P	P	P	P	13/7	1/2
Hewitt, Ryan	N	P	TE	P	P	P	P	N	N	N	TE	P	P	P	P	P	12/2	0/4
Hilton, T.Y.	WR	WR	WR	WR	N	N	WR	WR	WR	WR	WR	WR	WR	WR	WR	WR	14/14	0/2
Hines, Nyheim	P	P	P	P	RB	P	P	P	P	P	P	P	P	P	P	P	16/4	0/0
Hooker, Malik	FS	FS	FS	FS	FS	FS	FS	N	FS	N	FS	FS	FS	FS	FS	FS	14/14	0/2
Hunt, Margus	DE	DE	DE	DE	DE	N	DE	DE	DE	NT	NT	NT	NT	NT	NT	NT	15/15	0/1
Johnson, Marcus	N	P	P	P	P	P	IR	IR	IR	IR	IR	IR	IR	IR	IR	IR	5/0	0/1
Kelly, Ryan	C	C	C	C	C	C	C	C	C	N	N	N	N	C	C	I	12/12	0/3
Leonard, Darius	WLB	WLB	WLB	WLB	I	WLB	WLB	WLB	WLB	WLB	WLB	WLB	WLB	WLB	WLB	WLB	15/15	0/0
Luck, Andrew	QB	QB	QB	QB	QB	QB	QB	QB	QB	QB	QB	QB	QB	QB	QB	QB	16/16	0/0
Mack, Marlon	N	RB	N	N	N	RB	RB	P	RB	RB	RB	RB	RB	P	RB	RB	12/10	0/4
Milton, Chris	P	N	P	P	P	P	P	P	P	P	P	P	P	P	P	P	15/0	0/1
Moore, Corey	P	P	P	P	P	P	P	P	P	P	N	N	N	P	P	P	14/0	0/2
Moore II, Kenny	CB	CB	CB	CB	N	CB	CB	CB	CB	CB	CB	CB	CB	CB	CB	CB	15/15	0/1
Moore, Skai	MLB	P	P	Active	P	Active	PS	PS	P	P	P	P	N	IR	IR	IR	9/1	0/1
Nelson, Quenton	LG	LG	LG	LG	LG	LG	LG	LG	LG	LG	LG	LG	LG	LG	LG	LG	16/16	0/0
Odum, George	P	P	P	P	P	P	P	P	P	FS	P	P	P	P	P	P	16/2	0/0
Pascal, Zach	P	P	P	P	PR	PR	P	P	P	P	P	P	P	P	PR	PR	16/4	0/0
Rhodes, Luke	P	P	P	P	P	P	P	P	P	P	P	P	P	P	P	P	16/0	0/0
Ridgeway, Hassan	N	P	N	N	N	P	N	N	N	N	N	N	N	N	N	N	5/0	0/11
Rogers, Chester	P	WR	P	P	WR	WR	P	WR	WR	WR	WR	P	WR	WR	P	WR	16/10	0/0
Sanchez, Rigoberto	P	P	P	P	P	P	P	P	P	P	P	P	P	P	P	P	16/0	0/0
Sheard, Jabaal	DE	DE	DE	DE	DE	DE	DE	DE	DE	DE	DE	DE	DE	DE	DE	DE	16/16	0/0
Slauson, Matt	RG	RG	RG	RG	RG	IR	IR	IR	IR	IR	IR	IR	IR	IR	IR	IR	5/5	0/0
Smith, Braden	RG	X	P	P	RG	RG	RG	RT	RT	RT	RT	RT	RT	RT	RT	RT	15/13	1/0
Stewart, Grover	P	P	P	N	P	NT	P	P	P	P	P	P	P	P	P	P	15/1	0/1
Turay, Kemoko	P	P	P	P	P	DE	DE	DE	N	P	P	P	X	P	P	P	14/3	1/1
Vinatieri, Adam	P	P	P	P	P	P	P	P	P	P	P	P	P	P	P	P	16/0	0/0
Walker, Anthony	P	MLB	MLB	MLB	MLB	MLB	MLB	MLB	MLB	MLB	MLB	MLB	MLB	MLB	N	MLB	15/14	0/1
Webb, J Marcus	RT	IR	IR	IR	IR	IR	IR	IR	IR	IR	IR	IR	IR	IR	IR	IR	1/1	0/0
Wilkins, Jordan	RB	P	RB	RB	P	P	P	P	P	P	P	P	P	P	P	P	16/3	0/0
Wilson, Quincy	CB	P	N	N	N	P	P	P	P	CB	P	CB	P	P	CB	CB	13/5	0/3
Woods, Al	NT	NT	NT	NT	NT	NT	NT	NT	P	P	P	P	P	P	IR	IR	14/8	0/0
Alie-Cox, Mo	PS	PS	PS	P	PS	P	P	P	P	N	N	N	N	TE	P	TE	9/1	0/3
Walker, Phillip	PS	PS	PS	PS	PS	PS	PS	PS	PS	PS	PS	PS	PS	PS	PS	PS	0/0	0/0
Martin, Ronald	IR	IR	IR	IR	IR	IR	IR	IR	IR	IR	IR	IR	IR	IR	IR	IR	0/0	0/0
Hogan, Krishawn	IR	^	^	^	^	^	PS	PS	PS	PS	PS	PS	PS	PS	PS	PS	0/0	0/0
Travis, Ross	IR	IR	IR	IR	IR	IR	IR	IR	IR	IR	IR	IR	IR	IR	IR	IR	0/0	0/0
Kaaya, Brad	IR	IR	IR	IR	IR	IR	IR	IR	IR	IR	IR	IR	IR	IR	IR	IR	0/0	0/0
Wright, James	IR	IR	IR	IR	IR	IR	IR	IR	IR	IR	IR	IR	IR	IR	IR	IR	0/0	0/0
Ishmael, Steve	PS	PS	PS	PS	PS	PS	PS	N	Active	PS	PS	PS	PS	PS	PS	PS	0/0	0/1
Cain, Deon	IR	IR	IR	IR	IR	IR	IR	IR	IR	IR	IR	IR	IR	IR	IR	IR	0/0	0/0
Fountain, Daurice	PS	PS	PS	PS	PS	PS	PS	PS	PS	PS	PS	PS	P	N	N	N	1/0	0/3
Lewis, Tyquan	IR	IR	IR	IR	IR	IR	IR	IR	DE	DE	DE	DE	P	P	DE	DE	8/6	0/0
Phillips, Carroll	PS	PS	PS	P	P	P	P	P	P	IR	IR	IR	IR	IR	IR	IR	6/0	0/0
Thomas, Ahmad	PS	PS	PS	PS	PS	PS	PS	PS	PS	PS	PS	PS	PS	P	MLB	I	2/1	0/0
Ward, Jihad	PS	P	P	P	P	P	P	IR	IR	IR	IR	IR	IR	IR	IR	IR	6/0	0/0
Mitchell, Mike	NOT	NOT	NOT	NOT	NOT	SS	SS	SS	N	P	P	P	N	N	SS	P	8/4	0/3
Swoope, Eric	P	PS	P	NOT	P	TE	TE	N	N	N	N	P	NOT	NOT	PS	PS	7/2	0/4
Inman, Dontrelle	NOT	NOT	NOT	NOT	NOT	NOT	WR	WR	P	WR	WR	P	N	P	P	P	9/4	0/1
Muhammad, Al-Quadin	P	DE	DE	P	NOT	P	P	P	P	P	P	P	DE	DE	P	P	15/4	0/0
Wilcox, J.J.	NOT	NOT	NOT	NOT	NOT	NOT	NOT	NOT	NOT	NOT	NOT	NOT	NOT	NOT	P	P	2/0	0/0
Williams, Jonathan	^	^	^	^	PS	PS	PS	PS	PS	N	N	N	N	N	N	N	0/0	0/6
Boehm, Evan	^	^	^	^	^	^	P	P	P	P	P	C	C	C	C	C	11/4	0/0
Milligan, Rolan	^	^	^	^	^	^	^	PS	PS	PS	PS	PS	PS	PS	N	Active	0/0	0/1
Garcia, Antonio	^	^	^	^	^	^	^	PS	PS	PS	PS	PS	PS	PS	PS	PS	0/0	0/0
Wesley, DeOndre	^	^	^	^	^	^	^	PS	PS	^	^	PS	PS	PS	PS	PS	0/0	0/0
Wimbush, Anthony	^	^	^	^	^	^	^	^	PS	PS	PS	PS	PS	PS	PS	PS	0/0	0/0
Collins, Jalen	^	^	^	^	^	^	^	^	PS	PS	PS	PS	PS	PS	PS	PS	0/0	0/1
Andrews, Josh	^	^	^	^	^	^	^	^	^	X	P	P	N	N	P	P	3/0	1/2
Brown, Billy	^	^	^	^	^	^	^	^	^	^	^	^	PS	PS	PS	PS	0/0	0/0
Williams, DeShawn	^	^	^	^	^	^	^	^	^	^	^	^	^	PS	PS	PS	0/0	0/0
Scales, Tegrity	^	^	^	^	^	^	^	^	^	^	^	^	^	^	PS	PS	0/0	0/0

LEGEND:

Starters indicated by position, P=Player was a substitution, N=On Inactive List, X=Did Not Play (Non-injury), IR=Injured Reserve, IRD=Injured Reserve - Designated For Return, NF=Non-Football Injury (NF), NFI=Non-Football Illness (NFI), PS=Practice Squad, PSI=Practice Squad Injured, PSIR=Practice Squad/Injured Reserve, PUP=Active/PUP, INJ=Injured, I=Inactive, I/SUS=Inactive/League Susp., N/NFIN=Inactive/NFIN, R/SUS=Reserve/League Susp., R/PUP=Reserved/PUP, R/NFIN=Reserve/NFIN, R/NIL=Reserve/NIL, R/Team SUS.=Reserve/Team Susp., UNS=Unsigned, NOT=Not on Roster, #=Roster Exemption, IPP=International Player Pathway/PS Exemption, ^=With Team

2018 GAME-BY-GAME STARTERS



2018 Regular Season Offense

OFFENSE

DATE	OPPONENT	LT	LG	C	RG	RT	TE	WR	QB	RB	OT
9/9	Cincinnati	J.Haeg	Q.Nelson	R.Kelly	M.Slauson	J.Webb	J.Doyle/ E.Ebron	T.Hilton	A.Luck	J.Wilkins	B.Smith
9/16	at Washington	L.Clark	Q.Nelson	R.Kelly	M.Slauson	J.Haeg	J.Doyle	R.Grant/ T.Hilton/ C.Rogers	A.Luck	M.Mack	--
9/23	at Philadelphia	L.Clark	Q.Nelson	R.Kelly	M.Slauson	J.Haeg	R.Hewitt/ E.Ebron	R.Grant/ T.Hilton	A.Luck	J.Wilkins	--
9/30	Houston	L.Clark	Q.Nelson	R.Kelly	M.Slauson	D.Good	E.Ebron	R.Grant/ T.Hilton	A.Luck	J.Wilkins/ N.Hines	--
10/4	at New England	L.Clark	Q.Nelson	R.Kelly	M.Slauson	B.Smith	E.Ebron	R.Grant/ Z.Pascal/ C.Rogers	A.Luck	N.Hines	--
10/14	at N.Y. Jets	A.Castonzo	Q.Nelson	R.Kelly	M.Glowinski	B.Smith	E.Swoope	R.Grant/ Z.Pascal/ C.Rogers	A.Luck	M.Mack	--
10/21	Buffalo	A.Castonzo	Q.Nelson	R.Kelly	M.Glowinski	B.Smith	E.Ebron/ E.Swoope	T.Hilton/ D.Inman	A.Luck	M.Mack	--
10/28	at Oakland	A.Castonzo	Q.Nelson	R.Kelly	M.Glowinski	B.Smith	J.Doyle	T.Hilton/ D.Inman/ C.Rogers	A.Luck	M.Mack	--
11/11	Jacksonville	A.Castonzo	Q.Nelson	R.Kelly	M.Glowinski	B.Smith	J.Doyle	R.Grant/ T.Hilton/ C.Rogers	A.Luck	N.Hines	--
11/18	Tennessee	A.Castonzo	Q.Nelson	R.Kelly	M.Glowinski	B.Smith	J.Doyle	T.Hilton/ D.Inman/ C.Rogers	A.Luck	M.Mack	--
11/25	Miami	A.Castonzo	Q.Nelson	E.Boehm	M.Glowinski	B.Smith	J.Doyle	T.Hilton/ D.Inman/ C.Rogers	A.Luck	M.Mack	--
12/2	at Jacksonville	A.Castonzo	Q.Nelson	E.Boehm	M.Glowinski	B.Smith	R.Hewitt	R.Grant/ T.Hilton	A.Luck	M.Mack	J.Haeg
12/9	at Houston	A.Castonzo	Q.Nelson	E.Boehm	M.Glowinski	B.Smith	E.Ebron	R.Grant/ T.Hilton/ C.Rogers	A.Luck	M.Mack	--
12/16	Dallas	A.Castonzo	Q.Nelson	R.Kelly	J.Haeg	B.Smith	E.Ebron	R.Grant/ T.Hilton/ C.Rogers	A.Luck	N.Hines	--
12/23	N.Y. Giants	A.Castonzo	Q.Nelson	R.Kelly	J.Haeg	B.Smith	M.Alie-Cox	R.Grant/ T.Hilton/ Z.Pascal	A.Luck	M.Mack	--
12/30	at Tennessee	A.Castonzo	Q.Nelson	E.Boehm	M.Glowinski	B.Smith	E.Ebron	T.Hilton/ Z.Pascal/ C.Rogers	A.Luck	M.Mack	--

2018 GAME-BY-GAME STARTERS



2018 Regular Season Defense

DEFENSE												
DATE	OPPONENT	DE	NT	UT	WLB	MLB	CB	FS	SS	SAM	S	DB
9/9	Cincinnati	J.Sheard/ M.Hunt	A.Woods	D.Autry	D.Leonard	S.Moore	Q.Wilson/ K.Moore II/ N.Hairston	M.Hooker	C.Geathers	--	--	--
9/16	at Washington	J.Sheard/ M.Hunt	A.Woods	A.Muhammad	D.Leonard	A.Walker	P.Desir/ N.Hairston/ K.Moore II	M.Hooker	C.Geathers	--	--	--
9/23	at Philadelphia	J.Sheard/ M.Hunt	A.Woods	A.Muhammad	D.Leonard	A.Walker	K.Moore II/ N.Hairston	M.Hooker	C.Geathers	Z.Franklin	--	--
9/30	Houston	J.Sheard/ M.Hunt	A.Woods	D.Autry	D.Leonard	A.Walker	K.Moore II/ N.Hairston	M.Hooker	C.Geathers	--	M.Farley	--
10/4	at New England	J.Sheard/ M.Hunt	A.Woods	D.Autry	Z.Franklin	A.Walker	P.Desir/ A.Maulet	M.Hooker	C.Geathers	--	--	L.Pipkins
10/14	at N.Y. Jets	K.Turay/ J.Sheard	A.Woods	G.Stewart	D.Leonard	A.Walker	K.Moore II/ N.Hairston/ P.Desir	M.Hooker	M.Mitchell	--	--	--
10/21	Buffalo	K.Turay/ J.Sheard/ M.Hunt	A.Woods	--	D.Leonard	A.Walker	P.Desir/ N.Hairston/ K.Moore II	M.Hooker	M.Mitchell	--	--	--
10/28	at Oakland	J.Sheard/ K.Turay/ M.Hunt	A.Woods	--	D.Leonard	A.Walker	N.Hairston/ K.Moore II	M.Mitchell	C.Geathers	M.Adams	--	--
11/11	Jacksonville	J.Sheard/ M.Hunt	T.Lewis	D.Autry	D.Leonard	A.Walker	K.Moore II/ P.Desir	M.Hooker	C.Geathers	M.Adams	--	--
11/18	Tennessee	J.Sheard/ T.Lewis	M.Hunt	D.Autry	D.Leonard	A.Walker	P.Desir/ K.Moore II/ Q.Wilson	G.Odum	C.Geathers	--	--	--
11/25	Miami	J.Sheard/ T.Lewis	M.Hunt	D.Autry	D.Leonard	A.Walker	K.Moore II/ P.Desir	M.Hooker	C.Geathers	M.Adams	--	--
12/2	at Jacksonville	J.Sheard/ T.Lewis	M.Hunt	D.Autry	D.Leonard	A.Walker	P.Desir/ K.Moore II/ Q.Wilson	M.Hooker	C.Geathers	--	--	--
12/9	at Houston	J.Sheard/ A.Muhammad	M.Hunt	D.Autry	D.Leonard	A.Walker	K.Moore II/ P.Desir	M.Hooker	C.Geathers	M.Adams	--	--
12/16	Dallas	J.Sheard/ A.Muhammad	M.Hunt	D.Autry	D.Leonard	A.Walker	K.Moore II/ P.Desir	M.Hooker	C.Geathers	M.Adams	--	--
12/23	N.Y. Giants	J.Sheard/ T.Lewis	M.Hunt	D.Autry	D.Leonard	A.Thomas	K.Moore II/ Q.Wilson/ P.Desir	M.Hooker	M.Mitchell	--	--	--
12/30	at Tennessee	J.Sheard/ T.Lewis	M.Hunt	D.Autry	D.Leonard	A.Walker	P.Desir/ K.Moore II/ Q.Wilson	M.Hooker	G.Odum	--	--	--

2018 Postseason Offense

OFFENSE												
DATE	OPPONENT	LT	LG	C	RG	RT	TE	WR	QB	RB	OT	
1/5	at Houston	A.Castonzo	Q.Nelson	R.Kelly	M.Glowinski	B.Smith	E.Ebron	T.Hilton/ D.Inman/ N.Hines	A.Luck	M.Mack	--	
1/12	at Kansas City	A.Castonzo	Q.Nelson	R.Kelly	M.Glowinski	B.Smith	M.Alie-Cox	T.Hilton/ Z.Pascal/ C.Rogers	A.Luck	M.Mack	--	

2018 GAME-BY-GAME STARTERS



2018 Postseason Defense

DEFENSE

DATE	OPPONENT	DE	NT	UT	WLB	MLB	CB	FS	SS	SAM	S	DB
1/5	at Houston	J.Sheard/ A.Muhammad	M.Hunt	D.Autry	D.Leonard	A.Walker	K.Moore II/ P.Desir	M.Hooker	C.Geathers	Z.Franklin	--	--
1/12	at Kansas City	J.Sheard/ A.Muhammad	M.Hunt	D.Autry	D.Leonard	A.Walker	K.Moore II/ P.Desir	J.Wilcox	C.Geathers	Z.Franklin	--	--

INDIVIDUAL PASSING GAME-BY-GAME



2018 REGULAR SEASON INDIVIDUAL GAME-BY-GAME STATS

PASSING:		ANDREW LUCK												
DATE	OPP.	ATT	CMP	YDS	COMP%	Y/A	Y/C	TD	TD%	INT	INT%	LG	SK/YD	RATE
09/09	Cincinnati	53	39	319	73.6%	6.02	8.18	2	3.8%	1	1.9%	26t	2/14.0	93.2
09/16	at Washington	31	21	179	67.7%	5.77	8.52	2	6.5%	2	6.5%	22	1/2.0	77.2
09/23	at Philadelphia	40	25	164	62.5%	4.10	6.56	1	2.5%	0	0.0%	29	2/23.0	79.6
09/30	Houston	62	40	464	64.5%	7.48	11.60	4	6.5%	0	0.0%	42	4/27.0	108.5
10/04	at New England	59	38	365	64.4%	6.19	9.61	3	5.1%	2	3.4%	28	1/10.0	84.4
10/14	at N.Y. Jets	43	23	301	53.5%	7.00	13.09	4	9.3%	3	7.0%	34t	0/0.0	77.8
10/21	Buffalo	23	17	156	73.9%	6.78	9.18	4	17.4%	0	0.0%	29t	0/0.0	131.5
10/28	at Oakland	31	22	239	71.0%	7.71	10.86	3	9.7%	0	0.0%	34	0/0.0	125.6
11/11	Jacksonville	29	21	285	72.4%	9.83	13.57	3	10.3%	1	3.4%	53t	0/0.0	123.5
11/18	Tennessee	29	23	297	79.3%	10.24	12.91	3	10.3%	0	0.0%	68t	0/0.0	143.8
11/25	Miami	37	30	343	81.1%	9.27	11.43	3	8.1%	2	5.4%	36	1/10.0	109.8
12/02	at Jacksonville	52	33	248	63.5%	4.77	7.52	0	0.0%	1	1.9%	20	3/24.0	66.8
12/09	at Houston	41	27	399	65.9%	9.73	14.78	2	4.9%	1	2.4%	60	2/13.0	103.6
12/16	Dallas	27	16	192	59.3%	7.11	12.00	0	0.0%	0	0.0%	37	0/0.0	81.1
12/23	N.Y. Giants	47	31	357	66.0%	7.60	11.52	2	4.3%	1	2.1%	55	1/4.0	94.0
12/30	at Tennessee	35	24	285	68.6%	8.14	11.88	3	8.6%	1	2.9%	43	1/7.0	109.8
TOTALS		639	430	4,583	67.3%	7.19	10.68	39	6.1%	15	2.3%	68t	18/134.0	98.7

PASSING:		JACOBY BRISSETT												
DATE	OPP.	ATT	CMP	YDS	COMP%	Y/A	Y/C	TD	TD%	INT	INT%	LG	SK/YD	RATE
09/09	Cincinnati	DID NOT PLAY (NON-INJURY)												
09/16	at Washington	DID NOT PLAY (NON-INJURY)												
09/23	at Philadelphia	1	0	0	0.0%	0.00	0.00	0	0.0%	0	0.0%	--	0/0.0	39.6
09/30	Houston	DID NOT PLAY (NON-INJURY)												
10/04	at New England	DID NOT PLAY (NON-INJURY)												
10/14	at N.Y. Jets	DID NOT PLAY (NON-INJURY)												
10/21	Buffalo	0	0	0	0.0%	0.00	0.00	0	0%	0	0%	--	0/0.0	0.0
10/28	at Oakland	DID NOT PLAY (NON-INJURY)												
11/11	Jacksonville	DID NOT PLAY (NON-INJURY)												
11/18	Tennessee	2	1	-2	50.0%	-1.00	-2.00	0	0.0%	0	0.0%	-2	0/0.0	56.2
11/25	Miami	1	1	4	100.0%	4.00	4.00	0	0.0%	0	0.0%	4	0/0.0	83.3
12/02	at Jacksonville	DID NOT PLAY (NON-INJURY)												
12/09	at Houston	DID NOT PLAY (NON-INJURY)												
12/16	Dallas	DID NOT PLAY (NON-INJURY)												
12/23	N.Y. Giants	DID NOT PLAY (NON-INJURY)												
12/30	at Tennessee	DID NOT PLAY (NON-INJURY)												
TOTALS		4	2	2	50.0%	0.50	1.00	0	0.0%	0	0.0%	4	0/0.0	58.3

PASSING:		ERIC EBRON												
DATE	OPP.	ATT	CMP	YDS	COMP%	Y/A	Y/C	TD	TD%	INT	INT%	LG	SK/YD	RATE
09/09	Cincinnati	0	0	0	0.0%	0.00	0.00	0	0%	0	0%	--	0/0.0	0.0
09/16	at Washington	0	0	0	0.0%	0.00	0.00	0	0%	0	0%	--	0/0.0	0.0
09/23	at Philadelphia	0	0	0	0.0%	0.00	0.00	0	0%	0	0%	--	0/0.0	0.0
09/30	Houston	0	0	0	0.0%	0.00	0.00	0	0%	0	0%	--	0/0.0	0.0
10/04	at New England	0	0	0	0.0%	0.00	0.00	0	0%	0	0%	--	0/0.0	0.0
10/14	at N.Y. Jets	0	0	0	0.0%	0.00	0.00	0	0%	0	0%	--	0/0.0	0.0
10/21	Buffalo	0	0	0	0.0%	0.00	0.00	0	0%	0	0%	--	0/0.0	0.0
10/28	at Oakland	0	0	0	0.0%	0.00	0.00	0	0%	0	0%	--	0/0.0	0.0
11/11	Jacksonville	0	0	0	0.0%	0.00	0.00	0	0%	0	0%	--	0/0.0	0.0
11/18	Tennessee	1	0	0	0.0%	0.00	0.00	0	0.0%	0	0.0%	--	0/0.0	39.6
11/25	Miami	0	0	0	0.0%	0.00	0.00	0	0%	0	0%	--	0/0.0	0.0
12/02	at Jacksonville	0	0	0	0.0%	0.00	0.00	0	0%	0	0%	--	0/0.0	0.0
12/09	at Houston	0	0	0	0.0%	0.00	0.00	0	0%	0	0%	--	0/0.0	0.0
12/16	Dallas	0	0	0	0.0%	0.00	0.00	0	0%	0	0%	--	0/0.0	0.0
12/23	N.Y. Giants	0	0	0	0.0%	0.00	0.00	0	0%	0	0%	--	0/0.0	0.0
12/30	at Tennessee	0	0	0	0.0%	0.00	0.00	0	0%	0	0%	--	0/0.0	0.0
TOTALS		1	0	0	0.0%	0.00	0.00	0	0.0%	0	0.0%	0t	0/0.0	39.6

INDIVIDUAL RUSHING GAME-BY-GAME



2018 REGULAR SEASON INDIVIDUAL GAME-BY-GAME STATS

RUSHING:		MARLON MACK					JORDAN WILKINS					NYHEIM HINES				
DATE	OPP.	NO.	YDS	AVG	LG	TD	NO.	YDS	AVG	LG	TD	NO.	YDS	AVG	LG	TD
09/09	Cincinnati	INACTIVE					14	40	2.9	12	0	5	19	3.8	6	0
09/16	at Washington	10	34	3.4	8	0	10	61	6.1	18	0	4	7	1.8	8t	1
09/23	at Philadelphia	INACTIVE					6	19	3.2	5	0	5	18	3.6	14	0
09/30	Houston	INACTIVE					8	16	2.0	7	0	4	10	2.5	7	0
10/04	at New England	INACTIVE					6	39	6.5	16	0	15	45	3.0	9	0
10/14	at N.Y. Jets	12	89	7.4	25	0	0	0	0	--	0	3	14	4.7	8	0
10/21	Buffalo	19	126	6.6	23	1	6	46	7.7	18	0	5	47	9.4	18	0
10/28	at Oakland	25	132	5.3	49	2	2	14	7.0	9	0	11	78	7.1	15	0
11/11	Jacksonville	12	29	2.4	7	0	1	53	53.0	53	0	3	3	1.0	2	0
11/18	Tennessee	16	61	3.8	9	1	4	30	7.5	18t	1	5	14	2.8	8	0
11/25	Miami	15	85	5.7	25	0	0	0	0	--	0	9	28	3.1	9	0
12/02	at Jacksonville	8	27	3.4	7	0	0	0	0	--	0	4	5	1.3	3	0
12/09	at Houston	14	33	2.4	7	1	0	0	0	--	0	3	1	0.3	2	0
12/16	Dallas	27	139	5.1	21	2	0	0	0	--	0	6	19	3.2	8	0
12/23	N.Y. Giants	12	34	2.8	11	1	0	0	0	--	0	2	2	1.0	1t	1
12/30	at Tennessee	25	119	4.8	21	1	3	18	6.0	8	0	1	4	4.0	4	0
TOTALS		195	908	4.7	49	9	60	336	5.6	53	1	85	314	3.7	18	2

RUSHING:		ANDREW LUCK					ROBERT TURBIN					ZACH PASCAL				
DATE	OPP.	NO.	YDS	AVG	LG	TD	NO.	YDS	AVG	LG	TD	NO.	YDS	AVG	LG	TD
09/09	Cincinnati	1	7	7.0	7	0	RESERVE/LEAGUE SUSP.					0	0	0	--	0
09/16	at Washington	4	2	0.5	2	0	RESERVE/LEAGUE SUSP.					0	0	0	--	0
09/23	at Philadelphia	1	33	33.0	33	0	RESERVE/LEAGUE SUSP.					0	0	0	--	0
09/30	Houston	3	11	3.7	7	0	RESERVE/LEAGUE SUSP.					0	0	0	--	0
10/04	at New England	0	0	0	--	0	0	0	0	--	0	0	0	0	--	0
10/14	at N.Y. Jets	2	7	3.5	4	0	4	10	2.5	5	0	1	8	8.0	8	0
10/21	Buffalo	3	5	1.7	5	0	INACTIVE					0	0	0	--	0
10/28	at Oakland	2	-2	-1.0	-1	0	INACTIVE					0	0	0	--	0
11/11	Jacksonville	5	-2	-0.4	7	0	NOT ON ROSTER					0	0	0	--	0
11/18	Tennessee	0	0	0	--	0	NOT ON ROSTER					0	0	0	--	0
11/25	Miami	2	5	2.5	4	0	NOT ON ROSTER					0	0	0	--	0
12/02	at Jacksonville	2	16	8.0	11	0	NOT ON ROSTER					1	2	2.0	2	0
12/09	at Houston	6	16	2.7	13	0	NOT ON ROSTER					0	0	0	--	0
12/16	Dallas	6	20	3.3	11	0	NOT ON ROSTER					0	0	0	--	0
12/23	N.Y. Giants	2	13	6.5	14	0	NOT ON ROSTER					0	0	0	--	0
12/30	at Tennessee	7	17	2.4	9	0	NOT ON ROSTER					0	0	0	--	0
TOTALS		46	148	3.2	33	0	4	10	2.5	5	0	2	10	5.0	8	0

RUSHING:		CHRISTINE MICHAEL					JEREMY MCNICHOLS					MARCUS JOHNSON					
DATE	OPP.	NO.	YDS	AVG	LG	TD	NO.	YDS	AVG	LG	TD	NO.	YDS	AVG	LG	TD	
09/09	Cincinnati	2	9	4.5	8	0	PRACTICE SQUAD					INACTIVE					
09/16	at Washington	INACTIVE					Titans					0	0	0	--	0	
09/23	at Philadelphia	DID NOT PLAY (NON-INJURY)					PRACTICE SQUAD					1	-2	-2.0	-2	0	
09/30	Houston	NOT ON ROSTER					2	4	2.0	7	0	0	0	0	0	--	0
10/04	at New England	NOT ON ROSTER					Titans					0	0	0	--	0	
10/14	at N.Y. Jets	NOT ON ROSTER					Titans					0	0	0	--	0	
10/21	Buffalo	NOT ON ROSTER					Titans					INJURED RESERVE					
10/28	at Oakland	NOT ON ROSTER					Titans					INJURED RESERVE					
11/11	Jacksonville	NOT ON ROSTER					Titans					INJURED RESERVE					
11/18	Tennessee	NOT ON ROSTER					Titans					INJURED RESERVE					
11/25	Miami	NOT ON ROSTER					Titans					INJURED RESERVE					
12/02	at Jacksonville	NOT ON ROSTER					Titans					INJURED RESERVE					
12/09	at Houston	NOT ON ROSTER					Titans					INJURED RESERVE					
12/16	Dallas	NOT ON ROSTER					Titans					INJURED RESERVE					
12/23	N.Y. Giants	NOT ON ROSTER					Titans					INJURED RESERVE					
12/30	at Tennessee	NOT ON ROSTER					Titans					INJURED RESERVE					
TOTALS		2	9	4.5	8	0	2	4	2.0	7	0	1	-2	-2.0	-2	0	

INDIVIDUAL RUSHING GAME-BY-GAME



RUSHING:		CHESTER ROGERS					JACOBY BRISSETT					ERIC EBRON				
DATE	OPP.	NO.	YDS	AVG	LG	TD	NO.	YDS	AVG	LG	TD	NO.	YDS	AVG	LG	TD
09/09	Cincinnati	0	0	0	--	0	<i>DID NOT PLAY (NON-INJURY)</i>					0	0	0	--	0
09/16	at Washington	0	0	0	--	0	<i>DID NOT PLAY (NON-INJURY)</i>					0	0	0	--	0
09/23	at Philadelphia	0	0	0	--	0	0	0	0	--	0	0	0	0	--	0
09/30	Houston	0	0	0	--	0	<i>DID NOT PLAY (NON-INJURY)</i>					0	0	0	--	0
10/04	at New England	0	0	0	--	0	<i>DID NOT PLAY (NON-INJURY)</i>					0	0	0	--	0
10/14	at N.Y. Jets	0	0	0	--	0	<i>DID NOT PLAY (NON-INJURY)</i>					1	-1	-1.0	-1	0
10/21	Buffalo	0	0	0	--	0	4	-4	-1.0	-1	0	0	0	0	--	0
10/28	at Oakland	0	0	0	--	0	<i>DID NOT PLAY (NON-INJURY)</i>					0	0	0	--	0
11/11	Jacksonville	1	-4	-4.0	-4	0	<i>DID NOT PLAY (NON-INJURY)</i>					1	2	2.0	2t	1
11/18	Tennessee	0	0	0	--	0	3	-3	-1.0	-1	0	0	0	0	--	0
11/25	Miami	0	0	0	--	0	0	0	0	--	0	0	0	0	--	0
12/02	at Jacksonville	0	0	0	--	0	<i>DID NOT PLAY (NON-INJURY)</i>					1	-9	-9.0	-9	0
12/09	at Houston	0	0	0	--	0	<i>DID NOT PLAY (NON-INJURY)</i>					0	0	0	--	0
12/16	Dallas	0	0	0	--	0	<i>DID NOT PLAY (NON-INJURY)</i>					0	0	0	--	0
12/23	N.Y. Giants	0	0	0	--	0	<i>DID NOT PLAY (NON-INJURY)</i>					0	0	0	--	0
12/30	at Tennessee	0	0	0	--	0	<i>DID NOT PLAY (NON-INJURY)</i>					0	0	0	--	0
TOTALS		1	-4	-4.0	-4	0	7	-7	-1.0	-1	0	3	-8	-2.7	2t	1

INDIVIDUAL RECEIVING GAME-BY-GAME



2018 REGULAR SEASON INDIVIDUAL GAME-BY-GAME STATS

RECEIVING:		T.Y. HILTON					ERIC EBRON					CHESTER ROGERS				
DATE	OPP.	NO.	YDS	AVG	LG	TD	NO.	YDS	AVG	LG	TD	NO.	YDS	AVG	LG	TD
09/09	Cincinnati	5	46	9.2	13	1	4	51	12.8	26t	1	3	18	6.0	8	0
09/16	at Washington	7	83	11.9	22	1	3	26	8.7	13	1	3	17	5.7	6	0
09/23	at Philadelphia	5	50	10.0	29	0	5	33	6.6	9	0	2	14	7.0	8	0
09/30	Houston	4	115	28.8	42	0	5	40	8.0	12	1	8	85	10.6	22	0
10/04	at New England	<i>INACTIVE</i>					9	105	11.7	28	2	8	66	8.3	24	0
10/14	at N.Y. Jets	<i>INACTIVE</i>					4	71	17.8	19	1	4	55	13.8	21	1
10/21	Buffalo	4	25	6.3	11	2	3	31	10.3	14	0	4	40	10.0	29	0
10/28	at Oakland	1	34	34.0	34	0	3	37	12.3	20t	1	0	0	0	--	0
11/11	Jacksonville	3	77	25.7	35	0	3	69	23.0	53t	2	0	0	0	--	0
11/18	Tennessee	9	155	17.2	68t	2	0	0	0	--	0	2	9	4.5	11	0
11/25	Miami	7	125	17.9	36	0	5	45	9.0	14t	2	3	49	16.3	34	0
12/02	at Jacksonville	8	77	9.6	16	0	10	81	8.1	20	0	0	0	0	--	0
12/09	at Houston	9	199	22.1	60	0	4	65	16.3	23	1	5	36	7.2	11	0
12/16	Dallas	5	85	17.0	37	0	1	8	8.0	8	0	1	10	10.0	10	0
12/23	N.Y. Giants	7	138	19.7	55	0	3	28	9.3	14	0	7	54	7.7	15	1
12/30	at Tennessee	2	61	30.5	43	0	4	60	15.0	22	1	3	32	10.7	17	0
TOTALS		76	1270	16.7	68t	6	66	750	11.4	53t	13	53	485	9.2	34	2

RECEIVING:		NYHEIM HINES					RYAN GRANT					DONTRELLE INMAN				
DATE	OPP.	NO.	YDS	AVG	LG	TD	NO.	YDS	AVG	LG	TD	NO.	YDS	AVG	LG	TD
09/09	Cincinnati	7	33	4.7	17	0	8	59	7.4	13	0	<i>NOT ON ROSTER</i>				
09/16	at Washington	1	-2	-2.0	-2	0	2	30	15.0	21	0	<i>NOT ON ROSTER</i>				
09/23	at Philadelphia	5	25	5.0	12	0	3	35	11.7	22	1	<i>NOT ON ROSTER</i>				
09/30	Houston	9	63	7.0	14t	2	5	64	12.8	23	0	<i>NOT ON ROSTER</i>				
10/04	at New England	7	45	6.4	21	0	6	58	9.7	19	0	<i>NOT ON ROSTER</i>				
10/14	at N.Y. Jets	2	21	10.5	11	0	2	24	12.0	12	0	<i>NOT ON ROSTER</i>				
10/21	Buffalo	1	-5	-5.0	-5	0	<i>INACTIVE</i>					0	0	0	--	0
10/28	at Oakland	2	7	3.5	7	0	<i>INACTIVE</i>					6	52	8.7	16	0
11/11	Jacksonville	3	19	6.3	9	0	1	6	6.0	6	0	4	41	10.3	16	0
11/18	Tennessee	1	20	20.0	20	0	2	15	7.5	8	0	4	34	8.5	12	1
11/25	Miami	2	22	11.0	19	0	1	3	3.0	3	0	3	40	13.3	22	0
12/02	at Jacksonville	9	50	5.6	11	0	0	0	0	--	0	2	14	7.0	8	0
12/09	at Houston	3	16	5.3	10	0	1	15	15.0	15	0	<i>INACTIVE</i>				
12/16	Dallas	4	45	11.3	19	0	2	16	8.0	10	0	0	0	0	--	0
12/23	N.Y. Giants	4	41	10.3	28	0	1	5	5.0	5	0	4	46	11.5	29	1
12/30	at Tennessee	3	25	8.3	17	0	1	4	4.0	4	0	5	77	15.4	29	1
TOTALS		63	425	6.7	28	2	35	334	9.5	23	1	28	304	10.9	29	3

RECEIVING:		ZACH PASCAL					JACK DOYLE					MO ALIJ-COX				
DATE	OPP.	NO.	YDS	AVG	LG	TD	NO.	YDS	AVG	LG	TD	NO.	YDS	AVG	LG	TD
09/09	Cincinnati	1	18	18.0	18	0	7	60	8.6	13	0	<i>PRACTICE SQUAD</i>				
09/16	at Washington	0	0	0	--	0	2	20	10.0	12	0	<i>PRACTICE SQUAD</i>				
09/23	at Philadelphia	1	3	3.0	3	0	<i>INACTIVE</i>					<i>PRACTICE SQUAD</i>				
09/30	Houston	6	56	9.3	18	1	<i>INACTIVE</i>					1	17	17.0	17	0
10/04	at New England	1	12	12.0	12	0	<i>INACTIVE</i>					<i>PRACTICE SQUAD</i>				
10/14	at N.Y. Jets	5	35	7.0	15	0	<i>INACTIVE</i>					1	34	34.0	34	0
10/21	Buffalo	0	0	0	--	0	<i>INACTIVE</i>					1	7	7.0	7	0
10/28	at Oakland	1	-4	-4.0	-4	0	6	70	11.7	17	1	1	26	26.0	26t	1
11/11	Jacksonville	0	0	0	--	0	3	36	12.0	20	0	2	28	14.0	27	1
11/18	Tennessee	1	11	11.0	11	0	4	43	10.8	16	0	0	0	0	--	0
11/25	Miami	0	0	0	--	0	4	16	4.0	7	1	<i>INACTIVE</i>				
12/02	at Jacksonville	1	16	16.0	16	0	<i>INJURED RESERVE</i>					<i>INACTIVE</i>				
12/09	at Houston	5	68	13.6	28	1	<i>INJURED RESERVE</i>					<i>INACTIVE</i>				
12/16	Dallas	1	12	12.0	12	0	<i>INJURED RESERVE</i>					0	0	0	--	0
12/23	N.Y. Giants	4	41	10.3	15	0	<i>INJURED RESERVE</i>					0	0	0	--	0
12/30	at Tennessee	0	0	0	--	0	<i>INJURED RESERVE</i>					1	21	21.0	21	0
TOTALS		27	268	9.9	28	2	26	245	9.4	20	2	7	133	19.0	34	2

INDIVIDUAL RECEIVING GAME-BY-GAME



RECEIVING:		MARLON MACK					MARCUS JOHNSON					ERIK SWOOPE				
DATE	OPP.	NO.	YDS	AVG	LG	TD	NO.	YDS	AVG	LG	TD	NO.	YDS	AVG	LG	TD
09/09	Cincinnati	INACTIVE					INACTIVE					1	13	13.0	13	0
09/16	at Washington	1	2	2.0	2	0	0	0	0	--	0	PRACTICE SQUAD				
09/23	at Philadelphia	INACTIVE					0	0	0	--	0	1	7	7.0	7	0
09/30	Houston	INACTIVE					2	24	12.0	16	0	NOT ON ROSTER				
10/04	at New England	INACTIVE					2	26	13.0	17	0	3	44	14.7	26	1
10/14	at N.Y. Jets	1	4	4.0	4	0	2	52	26.0	34t	1	1	2	2.0	2t	1
10/21	Buffalo	2	33	16.5	29t	1	INJURED RESERVE					1	17	17.0	17t	1
10/28	at Oakland	2	17	8.5	11	0	INJURED RESERVE					INACTIVE				
11/11	Jacksonville	2	9	4.5	7	0	INJURED RESERVE					INACTIVE				
11/18	Tennessee	1	8	8.0	8	0	INJURED RESERVE					INACTIVE				
11/25	Miami	2	11	5.5	7	0	INJURED RESERVE					INACTIVE				
12/02	at Jacksonville	1	6	6.0	6	0	INJURED RESERVE					1	4	4.0	4	0
12/09	at Houston	0	0	0	--	0	INJURED RESERVE					0	0	0	--	0
12/16	Dallas	1	10	10.0	10	0	INJURED RESERVE					NOT ON ROSTER				
12/23	N.Y. Giants	1	4	4.0	4	0	INJURED RESERVE					NOT ON ROSTER				
12/30	at Tennessee	3	-1	-0.3	4	0	INJURED RESERVE					PRACTICE SQUAD				
TOTALS		17	103	6.1	29t	1	6	102	17.0	34t	1	8	87	10.9	26	3

RECEIVING:		JORDAN WILKINS					ANDREW LUCK					ROBERT TURBIN				
DATE	OPP.	NO.	YDS	AVG	LG	TD	NO.	YDS	AVG	LG	TD	NO.	YDS	AVG	LG	TD
09/09	Cincinnati	3	21	7.0	8	0	0	0	0	--	0	RESERVE/LEAGUE SUSP.				
09/16	at Washington	2	3	1.5	3	0	0	0	0	--	0	RESERVE/LEAGUE SUSP.				
09/23	at Philadelphia	2	1	0.5	1	0	0	0	0	--	0	RESERVE/LEAGUE SUSP.				
09/30	Houston	0	0	0	--	0	0	0	--	0	RESERVE/LEAGUE SUSP.					
10/04	at New England	2	9	4.5	5	0	0	0	0	--	0	0	0	0	--	0
10/14	at N.Y. Jets	0	0	0	--	0	0	0	0	--	0	1	3	3.0	3	0
10/21	Buffalo	1	8	8.0	8	0	0	0	0	--	0	INACTIVE				
10/28	at Oakland	0	0	0	--	0	0	0	0	--	0	INACTIVE				
11/11	Jacksonville	0	0	0	--	0	0	0	0	--	0	NOT ON ROSTER				
11/18	Tennessee	0	0	0	--	0	0	0	0	--	0	NOT ON ROSTER				
11/25	Miami	3	32	10.7	17	0	1	4	4.0	4	0	NOT ON ROSTER				
12/02	at Jacksonville	1	0	0.0	--	0	0	0	0	--	0	NOT ON ROSTER				
12/09	at Houston	0	0	0	--	0	0	0	0	--	0	NOT ON ROSTER				
12/16	Dallas	1	6	6.0	6	0	0	0	0	--	0	NOT ON ROSTER				
12/23	N.Y. Giants	0	0	0	--	0	0	0	0	--	0	NOT ON ROSTER				
12/30	at Tennessee	1	5	5.0	5	0	0	0	0	--	0	NOT ON ROSTER				
TOTALS		16	85	5.3	17	0	1	4	4.0	4	0	1	3	3.0	3	0

RECEIVING:		RYAN HEWITT					RYAN KELLY				
DATE	OPP.	NO.	YDS	AVG	LG	TD	NO.	YDS	AVG	LG	TD
09/09	Cincinnati	INACTIVE					0	0	0	--	0
09/16	at Washington	0	0	0	--	0	0	0	0	--	0
09/23	at Philadelphia	0	0	0	--	0	1	-4	-4.0	-4	0
09/30	Houston	0	0	0	--	0	0	0	0	--	0
10/04	at New England	0	0	0	--	0	0	0	0	--	0
10/14	at N.Y. Jets	0	0	0	--	0	0	0	0	--	0
10/21	Buffalo	0	0	0	--	0	0	0	0	--	0
10/28	at Oakland	0	0	0	--	0	0	0	0	--	0
11/11	Jacksonville	INACTIVE					0	0	0	--	0
11/18	Tennessee	INACTIVE					0	0	0	--	0
11/25	Miami	INACTIVE					INACTIVE				
12/02	at Jacksonville	0	0	0	--	0	INACTIVE				
12/09	at Houston	0	0	0	--	0	INACTIVE				
12/16	Dallas	0	0	0	--	0	0	0	0	--	0
12/23	N.Y. Giants	0	0	0	--	0	0	0	0	--	0
12/30	at Tennessee	1	1	1.0	1t	1	INACTIVE				
TOTALS		1	1	1.0	1t	1	1	-4	-4.0	-4	0

INDIVIDUAL DEFENSIVE GAME-BY-GAME



2018 REGULAR SEASON INDIVIDUAL DEFENSIVE GAME-BY-GAME STATS

DATE	OPP.	MATTHEW ADAMS						DENICO AUTRY						PIERRE DESIR																
		S	A	TK	TFL	SK	INT	FR	FF	PR	PD	S	A	TK	TFL	SK	INT	FR	FF	PR	PD	S	A	TK	TFL	SK	INT	FR	FF	PR
09/09	Cincinnati	0	0	0	0	0	0	0	0	0	1	0	1	0	0	0	0	0	0	0	0	0	0	0	0	0	0	0	0	
09/16	at Washington	0	0	0	0	0	0	0	0	0	INACTIVE						2	2	4	1	0	0	0	1	0	0	3			
09/23	at Philadelphia	0	0	0	0	0	0	0	0	0	INACTIVE						2	2	4	0	0	0	0	0	0	0	0			
09/30	Houston	0	0	0	0	0	0	0	0	0	7	2	9	4	2	0	0	0	0	2	0	5	0	0	0	1	0	0	1	
10/04	at New England	0	2	2	0	0	0	0	0	0	1	2	3	1	0	0	0	0	0	0	0	1	5	6	0	0	0	0	0	
10/14	at N.Y. Jets	1	1	2	1	0	0	0	0	0	INACTIVE						8	1	9	0	0	0	0	0	1	0	0			
10/21	Buffalo	2	0	2	0	0	0	0	1	0	INACTIVE						4	0	4	0	0	0	0	0	0	0	0			
10/28	at Oakland	0	0	0	0	0	0	1	0	0	1	1	2	0	0	0	0	0	0	0	0	5	2	7	0	0	0	0	0	
11/11	Jacksonville	1	0	1	0	0	0	0	0	0	2	0	2	0	0	0	0	0	0	0	0	2	1	3	0	0	0	0	1	
11/18	Tennessee	0	0	0	0	0	0	0	0	0	2	0	2	1	1	0	0	0	1	0	6	1	7	1	1	0	0	0	0	
11/25	Miami	3	0	3	0	0	0	0	0	0	2	1	3	0	0	0	1	0	1	0	2	0	2	0	0	0	0	0	0	
12/02	at Jacksonville	1	1	2	1	0	0	0	0	0	6	1	7	3	3	0	0	2	4	0	6	2	8	0	0	0	0	0	0	
12/09	at Houston	4	2	6	0	0	0	0	1	0	3	1	4	2	2	0	0	0	2	0	2	1	3	0	0	0	0	0	1	
12/16	Dallas	1	0	1	0	0	0	0	0	0	1	0	1	1	1	0	0	0	1	0	7	0	7	0	0	0	1	0	1	
12/23	N.Y. Giants	5	0	5	3	0	0	0	0	0	1	1	2	1	0	0	0	0	0	0	4	0	4	0	0	0	0	0	1	
12/30	at Tennessee	1	1	2	0	0	0	0	0	0	1	0	1	0	0	0	0	0	1	4	2	6	0	0	0	0	0	0	0	
TOTALS		19	7	26	5	0	0	1	0	2	28	9	37	13	9	0	1	2	11	1	60	19	79	2	0	0	1	2	0	8

DATE	OPP.	MATTHIAS FARLEY						ZAIRE FRANKLIN						CLAYTON GEATHERS																
		S	A	TK	TFL	SK	INT	FR	FF	PR	PD	S	A	TK	TFL	SK	INT	FR	FF	PR	PD	S	A	TK	TFL	SK	INT	FR	FF	PR
09/09	Cincinnati	2	0	2	0	0	0	0	1	0	0	0	0	0	0	0	0	0	0	0	7	0	7	0	0	0	0	1	0	0
09/16	at Washington	1	0	1	0	0	0	0	0	0	0	0	0	0	0	0	0	0	0	0	3	8	11	0	0	0	0	0	0	0
09/23	at Philadelphia	0	1	1	0	0	0	0	0	0	0	2	2	0	0	0	0	0	0	0	11	2	13	0	0	0	0	0	0	1
09/30	Houston	6	1	7	0	0	0	0	0	0	0	0	0	0	0	0	0	0	0	6	0	6	0	0	0	0	0	0	0	0
10/04	at New England	1	5	6	0	0	1	0	0	0	2	1	10	11	0	0	0	0	0	0	0	3	3	0	0	0	0	0	0	0
10/14	at N.Y. Jets	INJURED RESERVE						1	0	1	0	0	0	0	0	0	0	0	0	INACTIVE										
10/21	Buffalo	INJURED RESERVE						0	0	0	0	0	0	0	0	0	0	0	INACTIVE											
10/28	at Oakland	INJURED RESERVE						2	0	2	0	0	0	0	0	1	3	0	3	0	0	0	0	0	0	0	0	0		
11/11	Jacksonville	INJURED RESERVE						0	0	0	0	0	0	0	0	0	5	4	9	0	0	0	0	0	0	0	0	0		
11/18	Tennessee	INJURED RESERVE						0	0	0	0	0	0	0	0	0	4	0	4	0	0	0	0	0	0	0	0	1		
11/25	Miami	INJURED RESERVE						0	0	0	0	0	0	0	0	0	4	2	6	1	0	0	0	0	1	0				
12/02	at Jacksonville	INJURED RESERVE						0	0	0	0	0	0	0	0	0	4	3	7	0	0	0	0	0	1	0				
12/09	at Houston	INJURED RESERVE						0	0	0	0	0	0	0	0	0	6	3	9	0	0	0	0	0	0	1				
12/16	Dallas	INJURED RESERVE						0	0	0	0	0	0	0	0	0	6	2	8	0	0	0	0	0	0	0	0			
12/23	N.Y. Giants	INJURED RESERVE						5	1	6	0	0	0	0	0	0	0	0	0	0	0	0	INACTIVE							
12/30	at Tennessee	INJURED RESERVE						1	2	3	0	0	0	0	0	0	INACTIVE													
TOTALS		10	7	17	0	0	0	1	0	0	4	10	15	25	0	0	0	0	0	1	59	27	86	1	0	0	0	1	2	3

DATE	OPP.	NAJEE GOODE						NATE HAIRSTON						MALIK HOOKER																
		S	A	TK	TFL	SK	INT	FR	FF	PR	PD	S	A	TK	TFL	SK	INT	FR	FF	PR	PD	S	A	TK	TFL	SK	INT	FR	FF	PR
09/09	Cincinnati	0	0	0	0	0	0	0	0	0	6	0	6	0	0	0	0	0	0	0	4	0	4	0	0	0	0	0	0	0
09/16	at Washington	0	0	0	0	0	0	0	0	0	4	2	6	0	0	0	0	0	0	1	0	1	0	0	0	0	0	0	0	0
09/23	at Philadelphia	0	0	0	0	0	0	0	0	0	6	1	7	0	0	0	0	0	1	6	0	6	0	0	0	0	0	0	1	
09/30	Houston	0	0	0	0	0	0	0	0	0	4	0	4	0	0	0	0	0	0	2	0	2	0	0	0	0	0	0	0	0
10/04	at New England	2	4	6	0	0	1	0	0	1	DID NOT PLAY (NON-INJURY)						4	8	12	0	0	0	0	0	0	0				
10/14	at N.Y. Jets	0	0	0	0	0	0	0	0	0	3	1	4	0	0	0	0	0	0	1	0	1	0	0	0	1	0	0	1	
10/21	Buffalo	0	0	0	0	0	0	0	0	0	1	0	1	0	0	0	0	0	0	0	1	1	0	0	0	0	0	0	0	0
10/28	at Oakland	0	0	0	0	0	0	0	0	0	0	0	0	0	0	0	0	0	0	INACTIVE										
11/11	Jacksonville	0	0	0	0	0	0	0	0	0	INACTIVE						4	0	4	0	0	0	1	0	0	0				
11/18	Tennessee	0	0	0	0	0	0	0	0	0	INACTIVE						INACTIVE													
11/25	Miami	0	0	0	0	0	0	0	0	0	0	0	0	0	0	0	0	0	0	1	1	2	0	0	0	0	0	0	0	
12/02	at Jacksonville	0	0	0	0	0	0	0	0	0	0	0	0	0	0	0	0	0	0	0	0	0	0	0	0	0	0	0	0	0
12/09	at Houston	0	0	0	0	0	0	0	0	0	0	0	0	0	0	0	0	0	0	1	0	1	0	0	0	0	0	0	0	0
12/16	Dallas	0	0	0	0	0	0	0	0	0	0	1	1	0	0	0	0	0	0	0	1	1	0	0	0	0	0	0	0	0
12/23	N.Y. Giants	0	0	0	0	0	0	0	0	0	0	0	0	0	0	0	0	0	0	4	2	6	0	0	1	0	0	1	1	
12/30	at Tennessee	0	0	0	0	0	0	0	0	0	0	0	0	0	0	0	0	0	0	2	1	3	0	0	0	0	0	0	1	1
TOTALS		2	4	6	0	0	1	0	0	0	1	24	5	28	0	0	0	0	0	1	30	14	44	0	0	0	2	1	0	4

INDIVIDUAL DEFENSIVE GAME-BY-GAME



DATE	OPP.	MARGUS HUNT						DARIUS LEONARD						TYQUAN LEWIS																			
		S	A	TK	TFL	SK	INT	S	A	TK	TFL	SK	INT	S	A	TK	TFL	SK	INT														
09/09	Cincinnati	3	0	3	3	2.0	0	0	0	2	0	0	6	3	9	0	0.0	0	1	0	0	0	0	INJURED RESERVE									
09/16	at Washington	2	1	3	2	0.0	0	0	0	0	1	0	15	4	19	1	1.0	0	0	1	1	1	0	INJURED RESERVE									
09/23	at Philadelphia	4	0	4	3	1.0	0	1	1	0	0	0	9	4	13	5	2.0	0	0	0	2	1	0	INJURED RESERVE									
09/30	Houston	3	0	3	1	1.0	0	0	0	1	0	0	8	5	13	1	1.0	0	0	0	1	0	0	INJURED RESERVE									
10/04	at New England	0	0	0	0	0.0	0	0	0	0	0	0	[LEGACY] INJURED/DID NOT PLAY						INJURED RESERVE														
10/14	at N.Y. Jets	INACTIVE						4	4	8	0	0.0	0	0	1	0	0	0	INJURED RESERVE														
10/21	Buffalo	1	0	1	1	0.0	0	0	0	0	1	0	12	5	17	0	0.0	0	1	0	0	0	0	INJURED RESERVE									
10/28	at Oakland	0	0	0	0	0.0	0	0	0	0	0	0	4	5	9	0	0.0	0	0	1	1	0	0	INJURED RESERVE									
11/11	Jacksonville	2	0	2	1	0.0	0	0	0	0	0	0	5	4	9	1	0.0	0	0	0	0	0	0	2	1	3	0	0.0	0	0	0	1	1
11/18	Tennessee	1	1	2	0	0.0	0	0	0	0	0	0	5	2	7	0	1.0	1	0	1	1	1	2	2	1	3	1	1.0	0	0	0	0	0
11/25	Miami	2	0	2	1	0.0	0	0	0	0	0	0	9	1	10	1	1.0	0	0	0	1	0	0	0	0	0	0	0.0	0	0	0	2	0
12/02	at Jacksonville	1	0	1	0	0.0	0	0	0	0	0	0	4	5	9	1	0.0	0	0	0	0	0	0	0	0	0	0	0.0	0	0	0	2	0
12/09	at Houston	1	2	3	1	1.0	0	0	0	1	0	0	9	3	12	1	1.0	0	0	0	1	1	0	0	0	1	1	0.0	0	0	0	0	0
12/16	Dallas	0	1	1	0	0.0	0	0	0	1	0	0	9	2	11	1	0.0	0	0	0	0	2	3	3	1	4	2	2.0	0	0	0	2	0
12/23	N.Y. Giants	0	1	1	0	0.0	0	0	0	1	0	0	8	1	9	0	0.0	0	0	0	0	0	2	0	2	0	0.0	0	0	0	1	0	
12/30	at Tennessee	2	2	4	0	0.0	0	0	0	0	0	0	4	4	8	0	0.0	1	0	0	2	0	0	0	0	0	0	0.0	0	0	0	0	0
TOTALS		22	8	30	13	5.0	0	1	1	6	2		111	52	163	12	7.0	2	2	4	8	8		9	4	13	3	2.0	0	0	0	8	1

DATE	OPP.	ARTHUR MAULTE						CHRIS MILTON						MIKE MITCHELL																			
		S	A	TK	TFL	SK	INT	S	A	TK	TFL	SK	INT	S	A	TK	TFL	SK	INT														
09/09	Cincinnati	NOT ON ROSTER						0	0	0	0	0.0	0	0	0	0	0	0	NOT ON ROSTER														
09/16	at Washington	NOT ON ROSTER						INACTIVE						NOT ON ROSTER																			
09/23	at Philadelphia	NOT ON ROSTER						0	0	0	0	0.0	0	0	0	0	0	0	NOT ON ROSTER														
09/30	Houston	0	0	0	0	0.0	0	0	0	0	0	0	1	0	1	0	0.0	0	0	0	0	0	0	NOT ON ROSTER									
10/04	at New England	2	3	5	0	0.0	0	0	0	0	0	0	1	1	2	0	0.0	0	0	0	0	0	0	NOT ON ROSTER									
10/14	at N.Y. Jets	INACTIVE						0	0	0	0	0.0	0	0	0	0	0	0	4	3	7	0	0.0	0	0	0	0	0					
10/21	Buffalo	INACTIVE						0	0	0	0	0.0	0	0	0	0	0	0	7	0	7	0	0.0	1	0	1	0	1					
10/28	at Oakland	3	0	3	0	0.0	0	0	0	0	0	0	0	0	0	0	0.0	0	0	0	0	0	0	2	1	3	0	0.0	0	0	0	0	0
11/11	Jacksonville	1	0	1	0	0.0	0	0	0	0	0	0	0	0	0	0	0.0	0	0	0	0	0	0	INACTIVE									
11/18	Tennessee	0	0	0	0	0.0	0	0	0	0	0	0	0	0	0	0	0.0	0	0	0	0	0	0	2	0	2	0	0.0	0	0	0	0	0
11/25	Miami	NOT ON ROSTER						0	0	0	0	0.0	0	0	0	0	0	0	4	0	4	0	0.0	0	0	1	0	0					
12/02	at Jacksonville	NOT ON ROSTER						0	0	0	0	0.0	0	0	0	0	0	0	1	0	1	0	0.0	0	0	0	0	0					
12/09	at Houston	NOT ON ROSTER						0	0	0	0	0.0	0	0	0	0	0	0	INACTIVE														
12/16	Dallas	NOT ON ROSTER						0	0	0	0	0.0	0	0	0	0	0	0	INACTIVE														
12/23	N.Y. Giants	NOT ON ROSTER						0	0	0	0	0.0	0	0	0	0	0	0	2	2	4	0	0.0	0	0	0	0	0					
12/30	at Tennessee	NOT ON ROSTER						0	0	0	0	0.0	0	0	0	0	0	0	0	0	0	0	0.0	0	0	0	0	0					
TOTALS		6	3	9	0	0.0	0	0	0	0	0		2	1	3	0	0.0	0	0	0	0	0		22	6	28	0	0.0	1	0	2	0	1

DATE	OPP.	SKAI MOORE						COREY MOORE						KENNY MOORE II																			
		S	A	TK	TFL	SK	INT	S	A	TK	TFL	SK	INT	S	A	TK	TFL	SK	INT														
09/09	Cincinnati	2	0	2	0	0.0	0	0	0	0	0	0	0	0	0	0	0	0	2	0	2	0	0.0	1	0	0	0	0					
09/16	at Washington	0	0	0	0	0.0	0	0	0	0	0	0	0	0	0	0	0	0	7	2	9	1	0.0	0	0	0	0	0					
09/23	at Philadelphia	0	0	0	0	0.0	0	0	0	0	0	0	0	0	0	0	0	0	2	1	3	0	0.0	0	0	0	0	0					
09/30	Houston	DID NOT PLAY						0	0	0	0	0.0	0	0	0	0	0	0	3	0	3	0	0.0	0	0	0	0	0					
10/04	at New England	0	0	0	0	0.0	0	0	0	0	0	0	0	0	0	0	0	0	INACTIVE														
10/14	at N.Y. Jets	DID NOT PLAY						1	0	1	0	0.0	0	0	0	0	0	0	5	0	5	0	0.0	0	0	0	0	0					
10/21	Buffalo	PRACTICE SQUAD						0	0	0	0	0.0	1	0	0	0	1	5	2	7	0	0.0	1	0	0	0	2						
10/28	at Oakland	PRACTICE SQUAD						1	1	2	0	0.0	0	0	0	0	0	2	1	3	0	0.0	0	0	0	0	1						
11/11	Jacksonville	0	0	0	0	0.0	0	0	0	0	0	0	0	0	0	0	0	0	6	0	6	1	0.0	0	0	1	0	3					
11/18	Tennessee	2	0	2	0	0.0	0	0	0	0	0	0	1	0	1	0	0.0	0	0	0	9	1	10	1	0.5	0	0	0	1	0			
11/25	Miami	0	0	0	0	0.0	0	0	0	0	0	0	0	0	0	0	0	0	1	1	2	0	0.0	0	0	0	0	1					
12/02	at Jacksonville	0	0	0	0	0.0	0	0	0	0	0	0	INACTIVE						4	2	6	0	0.0	0	0	0	0	1					
12/09	at Houston	0	0	0	0	0.0	0	0	0	0	0	0	INACTIVE						6	1	7	1	1.0	0	0	0	1	0					
12/16	Dallas	INACTIVE						0	0	0	0	0.0	0	0	0	0	0	0	4	0	4	0	0.0	0	0	0	0	0					
12/23	N.Y. Giants	INJURED RESERVE						0	0	0	0	0.0	0	0	0	0	0	0	4	1	5	0	0.0	0	0	0	0	0					
12/30	at Tennessee	INJURED RESERVE						0	0	0	0	0.0	0	0	0	0	0	0	3	1	4	0	0.0	1	0	0	0	2					
TOTALS		4	0	4	0	0.0	0	0	0	0	0		3	1	4	0	0.0	1	0	0	0	1		63	13	76	4	1.5	3	0	1	2	11

INDIVIDUAL DEFENSIVE GAME-BY-GAME



DATE	OPP.	AL-QUADIN MUHAMMAD						GEORGE ODUM						CARROLL PHILLIPS																
		S	A	TK	TFL	SK	INT	FR	FF	PR	PD	S	A	TK	TFL	SK	INT	FR	FF	PR	PD	S	A	TK	TFL	SK	INT	FR	FF	PR
09/09	Cincinnati	1	0	1	1	0.0	0	0	0	0	0	0	0	0	0	0	0	0	0	0	0	PRACTICE SQUAD								
09/16	at Washington	1	2	3	0	0.0	0	0	0	0	0	0	0	0	0	0	0	0	0	0	0	PRACTICE SQUAD								
09/23	at Philadelphia	2	0	2	0	0.0	0	0	0	1	0	0	0	0	0	0	0	0	0	0	0	PRACTICE SQUAD								
09/30	Houston	2	0	2	0	0.0	0	0	0	0	0	0	0	0	0	0	0	0	0	0	0	0	0	0	0	0	0	0	0	0
10/04	at New England	NOT ON ROSTER						NOT ON ROSTER						NOT ON ROSTER																
10/14	at N.Y. Jets	1	1	2	1	0.0	0	1	0	0	0	0	0	0	0	0	0	0	0	0	0	0	2	2	0	0.0	0	0	0	0
10/21	Buffalo	1	0	1	0	0.0	0	0	0	0	0	0	0	0	0	0	0	0	0	0	0	0	0	0	0	0	0	0	0	0
10/28	at Oakland	0	0	0	0	0.0	0	0	0	0	0	0	0	0	0	0	0	0	0	0	0	0	0	0	0	0	0	0	0	0
11/11	Jacksonville	2	0	2	1	0.0	0	0	0	0	1	1	0	1	0	0	0	0	0	0	0	1	0	1	0	0.0	0	0	0	0
11/18	Tennessee	0	5	5	0	0.0	0	0	0	0	0	4	2	6	1	0.0	0	0	0	0	0	INJURED RESERVE								
11/25	Miami	1	0	1	0	0.0	0	0	0	0	0	0	0	0	0	0	0	0	0	0	INJURED RESERVE									
12/02	at Jacksonville	2	0	2	0	0.0	0	0	0	0	0	0	0	0	0	0	0	0	0	0	INJURED RESERVE									
12/09	at Houston	1	0	1	1	0.0	0	0	0	1	0	2	0	2	0	0.0	0	0	0	0	INJURED RESERVE									
12/16	Dallas	0	0	0	0	0.0	0	0	0	0	5	0	5	0	0.0	1	0	0	0	1	INJURED RESERVE									
12/23	N.Y. Giants	1	2	3	1	0.0	0	0	0	0	4	5	9	0	0.0	0	0	0	0	0	INJURED RESERVE									
12/30	at Tennessee	1	2	3	0	0.0	0	0	0	0	3	2	5	0	0.0	0	0	0	0	1	INJURED RESERVE									
TOTALS		16	12	28	5	0.0	0	1	0	2	1	19	9	28	1	0.0	1	0	0	0	2	1	3	4	0	0.0	0	0	0	0

DATE	OPP.	LENZY PIPKINS						HASSAN RIDGEWAY						JABAAL SHEARD																	
		S	A	TK	TFL	SK	INT	FR	FF	PR	PD	S	A	TK	TFL	SK	INT	FR	FF	PR	PD	S	A	TK	TFL	SK	INT	FR	FF	PR	PD
09/09	Cincinnati	PRACTICE SQUAD						INACTIVE						1 0 1 0 0.0 0 0 0 0 0 1																	
09/16	at Washington	INACTIVE						0 0 0 0 0.0 0 0 0 0 0 0						2 2 4 2 1.0 0 0 0 0 2 1																	
09/23	at Philadelphia	NOT ON ROSTER						INACTIVE						2 2 4 1 0.5 0 0 0 0 2 1																	
09/30	Houston	PRACTICE SQUAD						INACTIVE						4 1 5 0 0.5 0 0 0 0 2 0																	
10/04	at New England	6	3	9	0	0.0	0	0	0	0	INACTIVE						2 1 3 0 0.0 0 0 0 0 0 0														
10/14	at N.Y. Jets	NOT ON ROSTER						1 1 2 0 0.0 0 0 0 0 0 0						3 0 3 1 1.0 0 0 0 0 1 0																	
10/21	Buffalo	NOT ON ROSTER						2 0 2 1 0.0 0 0 0 0 0 0						2 0 2 2 1.0 0 0 0 0 1 0																	
10/28	at Oakland	NOT ON ROSTER						INACTIVE						1 0 1 0 0.0 0 0 0 0 0 0																	
11/11	Jacksonville	NOT ON ROSTER						INACTIVE						5 0 5 2 0.0 0 0 0 0 0 1																	
11/18	Tennessee	NOT ON ROSTER						INACTIVE						3 1 4 1 1.5 0 0 0 0 2 0																	
11/25	Miami	NOT ON ROSTER						INACTIVE						1 1 2 0 0.0 0 0 0 0 1 0																	
12/02	at Jacksonville	NOT ON ROSTER						INACTIVE						2 0 2 2 0.0 0 0 0 0 0 0																	
12/09	at Houston	NOT ON ROSTER						INACTIVE						4 2 6 2 0.0 0 0 0 0 1 0																	
12/16	Dallas	NOT ON ROSTER						INACTIVE						1 1 2 0 0.0 0 0 0 0 1 0																	
12/23	N.Y. Giants	NOT ON ROSTER						2 0 2 0 0.0 0 0 0 0 0 0						2 1 3 1 0.0 0 0 0 0 0 0																	
12/30	at Tennessee	NOT ON ROSTER						0 0 0 0 0.0 0 0 0 0 0 0						2 1 3 0 0.0 0 0 0 0 0 0																	
TOTALS		6	3	9	0	0.0	0	0	0	0	0	5	1	6	1	0.0	0	0	0	0	0	37	13	50	14	5.5	0	0	0	13	4

DATE	OPP.	GROVER STEWART						AHMAD THOMAS						KEMOKO TURAY																	
		S	A	TK	TFL	SK	INT	FR	FF	PR	PD	S	A	TK	TFL	SK	INT	FR	FF	PR	PD	S	A	TK	TFL	SK	INT	FR	FF	PR	PD
09/09	Cincinnati	0	0	0	0	0.0	0	0	0	0	PRACTICE SQUAD						0 0 0 0 0.0 0 0 0 0 0 0														
09/16	at Washington	0	0	0	0	0.0	0	0	0	0	PRACTICE SQUAD						2 1 3 0 0.0 0 0 0 0 0 0														
09/23	at Philadelphia	1	0	1	0	0.0	0	0	0	0	PRACTICE SQUAD						1 1 2 0 1.5 0 0 0 0 2 0														
09/30	Houston	INACTIVE						PRACTICE SQUAD						0 1 1 0 0.5 0 0 0 0 2 0																	
10/04	at New England	0	3	3	0	0.0	0	0	0	0	PRACTICE SQUAD						0 0 0 0 0.0 0 0 0 0 1 0														
10/14	at N.Y. Jets	2	2	4	0	0.0	0	0	0	0	PRACTICE SQUAD						1 1 2 0 0.0 0 0 0 0 0 0														
10/21	Buffalo	0	0	0	0	0.0	0	0	0	0	PRACTICE SQUAD						3 0 3 0 1.0 0 0 1 3 0														
10/28	at Oakland	1	0	1	0	0.0	0	0	0	0	PRACTICE SQUAD						1 0 1 0 0.0 0 0 0 0 0 0														
11/11	Jacksonville	3	1	4	1	0.0	0	0	0	0	PRACTICE SQUAD						INACTIVE														
11/18	Tennessee	0	0	0	0	0.0	0	0	0	0	PRACTICE SQUAD						1 0 1 1 1.0 0 0 0 0 3 0														
11/25	Miami	0	0	0	0	0.0	0	0	0	0	PRACTICE SQUAD						0 0 0 0 0.0 0 0 0 0 1 0														
12/02	at Jacksonville	0	1	1	0	0.0	0	0	0	0	PRACTICE SQUAD						1 0 1 0 0.0 0 0 0 0 0 0														
12/09	at Houston	0	0	0	0	0.0	0	0	0	0	PRACTICE SQUAD						1 0 1 0 0.0 0 0 0 0 0 0														
12/16	Dallas	0	1	1	0	0.0	0	0	0	0	0	0	0	0	0	DID NOT PLAY (NON-INJURY)															
12/23	N.Y. Giants	0	1	1	0	0.0	0	0	0	0	1	0	1	0	0.0	0	0	0	0	0	0	0	0	0	0	0	0	0	0	1	0
12/30	at Tennessee	1	0	1	1	0.0	0	0	0	0	INACTIVE						0 0 0 0 0.0 0 0 0 0 0 0														
TOTALS		8	9	17	2	0.0	0	0	0	0	1	0	1	0	0.0	0	0	0	0	0	0	11	4	15	1	4.0	0	0	1	13	0

2018 REGULAR SEASON STANDINGS



FINAL 2018 REGULAR SEASON STATISTICS

AMERICAN FOOTBALL CONFERENCE

AFC EAST	W	L	T	PCT	PF	PA
* - New England	11	5	0	.688	436	325
Miami	7	9	0	.438	319	433
Buffalo	6	10	0	.375	269	374
N.Y. Jets	4	12	0	.250	333	441

AFC NORTH	W	L	T	PCT	PF	PA
z - Baltimore	10	6	0	.625	389	287
Pittsburgh	9	6	1	.594	428	360
Cleveland	7	8	1	.469	359	392
Cincinnati	6	10	0	.375	368	455

AFC SOUTH	W	L	T	PCT	PF	PA
z - Houston	11	5	0	.688	402	316
y - Indianapolis	10	6	0	.625	433	344
Tennessee	9	7	0	.563	310	303
Jacksonville	5	11	0	.313	245	316

AFC WEST	W	L	T	PCT	PF	PA
* - Kansas City	12	4	0	.750	565	421
y - L.A. Chargers	12	4	0	.750	428	329
Denver	6	10	0	.375	301	373
Oakland	4	12	0	.250	290	467

NATIONAL FOOTBALL CONFERENCE

NFC EAST	W	L	T	PCT	PF	PA
z - Dallas	10	6	0	.625	339	324
y - Philadelphia	9	7	0	.563	367	348
Washington	7	9	0	.438	281	359
N.Y. Giants	5	11	0	.313	369	412

NFC NORTH	W	L	T	PCT	PF	PA
z - Chicago	12	4	0	.750	421	283
Minnesota	8	7	1	.531	360	341
Green Bay	6	9	1	.406	376	400
Detroit	6	10	0	.375	324	360

NFC SOUTH	W	L	T	PCT	PF	PA
* - New Orleans	13	3	0	.813	504	353
Atlanta	7	9	0	.438	414	423
Carolina	7	9	0	.438	376	382
Tampa Bay	5	11	0	.313	396	464

NFC WEST	W	L	T	PCT	PF	PA
* - L.A. Rams	13	3	0	.813	527	384
y - Seattle	10	6	0	.625	428	347
San Francisco	4	12	0	.250	342	435
Arizona	3	13	0	.188	225	425

- x - Clinched playoff
- y - Clinched Wild Card
- z - Clinched Division
- * - Clinched Division and Homefield Advantage



ERIC BRON
TIGHT END



 **COLTS HISTORY**



INDIANAPOLIS COLTS HISTORY

The roots of the franchise go back to December 28, 1946, when the bankrupt Miami Seahawks of the All-America Football Conference were purchased and relocated to Baltimore by a group headed by Bob Rodenberg. As the result of a contest in Baltimore, won by Charles Evans of Middle River, Md., the team was renamed the "Colts."

On September 7, 1947, wearing green and silver uniforms, the Colts, under Head Coach Cecil Isbell, won their initial AAFC game, 16-7, over the Brooklyn Dodgers. The team concluded its inaugural season before a record Baltimore crowd of 51,583 by losing to the New York Yankees, 21-7. The Colts finished with a 2-11-1 record, good for a fourth-place finish in the Eastern Division.

The Colts completed the 1948 season with a 7-8 record, tying the Buffalo Bills for the division title.

The Colts compiled a 1-11 mark in 1949.

The AAFC and NFL merged in 1950, and the Colts joined the NFL.

After posting a 1-11 record for the second consecutive year, the franchise was dissolved by the league on January 18, 1951, because of its failing financial condition.

After two seasons without professional football, NFL Commissioner Bert Bell challenged the franchise in December of 1952 to sell 15,000 season tickets within six weeks in order to re-enter the NFL. That 15,000-ticket quota was reached in four weeks and three days.

On January 23, 1953, under the principal ownership of Carroll Rosenbloom, the NFL's Dallas Texans franchise was moved to Baltimore where, keeping the "Colts" nickname, the Texans team colors of blue and white were inherited.

Before their first NFL season, the "new" Baltimore Colts engineered one of the biggest trades in sports history. In a deal with Cleveland involving 15 players, Baltimore received 10 Browns in exchange for five Colts. Among the players traded to Baltimore were Don Shula, Bert Rechichar, Carl Taseff and Art Spinney. These players helped the Colts open 1953 with a 13-9 upset of Chicago in a game where Rechichar booted a then-NFL record 56-yard field goal.

In 1954, the Colts hired Weeb Ewbank as head coach. Ewbank guided the Colts for nine seasons (the longest tenure of any Colts head coach) and won two conference and NFL championships.

On November 30, 1958, the Colts clinched their first Western Conference title with a 35-27 win over San Francisco before a record home sellout crowd of 57,557. Four weeks later, Baltimore won its first NFL title, downing the New York Giants, 23-17, in the fabled "sudden-death" overtime contest at Yankee Stadium.

The Colts repeated as champion in 1959, clinching their second conference crown after defeating the Giants, 31-16, in Baltimore for the NFL Championship.

In 1963, Shula replaced Ewbank as the team's third head coach since 1953. During 1963, QB-John Unitas led the Colts offense to eight team records and set a then-NFL seasonal mark of 237 completions.

The Colts won a then-club record 11 consecutive games in 1964, en route to clinching their third conference title. That season, WR-Raymond Berry caught his 506th career pass and RB-Lenny Moore scored 20 touchdowns, then both NFL records.



1963 - John Unitas



1953 - Baltimore Colts



1953 - Don Shula



1954 - Weeb Ewbank

1950s

HISTORY



1964 - Tom Matte

In 1965, Baltimore tied Green Bay for the conference title. With HB-Tom Matte quarterbacking the club because of injuries to Unitas and Gary Cuozzo, the Colts lost a controversial 13-10 "sudden-death" playoff contest to the Packers.

Under Shula, Baltimore made its first Super Bowl appearance in 1968. The club won the Coastal Division with a 13-1 mark, then defeated Minnesota, 24-14, in the Western Conference Championship game and blanked Cleveland, 34-0, for the NFL Championship. The team faced the American Football League Champion New York Jets in Super Bowl III, losing a 16-7 upset.

In May of 1969, the NFL merged with the AFL and Baltimore, Pittsburgh and Cleveland joined the old AFL teams to form the American Football Conference of the NFL.

As members of the AFC Eastern Division, the Colts won their first AFC game, 16-14, over San Diego on September 20, 1970. After clinching the division title, the Colts topped Cincinnati, 17-0, and Oakland, 27-17, to win the AFC Championship. On January 17, 1971, the Colts defeated Dallas in Super Bowl V, 16-13, on K-Jim O'Brien's 32-yard field goal with five seconds remaining in the game.

In July of 1972, the Colts came under new ownership as Robert Irsay acquired the club from Rosenbloom in exchange for the Los Angeles Rams.

In 1974, two Colts set NFL records as RB-Lydeell Mitchell rushed 40 times at the New York Jets and QB-Bert Jones completed 17 consecutive passes versus the Jets. Mitchell led the NFL with 72 receptions. In 1975, Mitchell became the first Colts player with a 1,000-plus yard season, gaining 1,193 yards on 289 rushes.

After a 2-12 record in 1974, Baltimore's fortunes changed with the hiring of Ted Marchibroda as head coach in February of 1975. Marchibroda led the Colts to three consecutive division titles before posting consecutive 5-11 seasons in 1978 and 1979.

Mike McCormack replaced Marchibroda as head coach in January of 1980. The Colts improved to 7-9 in 1980 before recording a 2-14 mark in 1981.

On December 21, 1981, Frank Kush succeeded McCormack as head coach.

After two weeks of action in 1982, a players' strike resulted in the cancellation of seven games, and the NFL played a nine-game schedule. The Colts finished with a record of 0-8-1. Indianapolis received the first pick of the 1983 NFL Draft and selected QB-John Elway. Six days later, the Colts traded Elway to Denver for OT-Chris Hinton, QB-Mark Herrmann and its first-round pick in 1984.

In 1983, the Colts finished 7-9, forging the biggest turnaround in NFL history for a team that had gone winless in the previous season. Hinton started at right guard in the Pro Bowl. RBs-Curtis Dickey and Randy McMillan combined for nearly 2,000 rushing yards as the club led the AFC and ranked second in the NFL.

Professional football came to Indianapolis on March 28, 1984, when Robert Irsay moved the historic NFL franchise from Baltimore to Indianapolis.

Following the 1984 season, Robert Irsay and General Manager Jim Irsay appointed Rod Dowhower as head coach on January 28, 1985. Indianapolis earned a



1987 - Eric Dickerson

1960s

1970s



1964 - Lenny Moore



1968 - Western Conference Championship Game



1970 - Tom Nowatzke



1972 - Robert Irsay

HISTORY



5-11 mark with a club that rushed for a conference-leading 2,439 yards, fifth-best in the NFL. The team's 5.0 yards per carry rushing average marked the first time in a decade an AFC team achieved that feat.

On December 1, 1986, Ron Meyer succeeded Dowhower as head coach. Meyer led the club to the division title in 1987, before falling in the divisional round at Cleveland, 38-21.

RB-Eric Dickerson, acquired in a blockbuster trade on October 31, 1987, won the NFL rushing title in 1988 with 1,659 yards.

Indianapolis earned a 9-7 record in 1988 and an 8-8 mark in 1989, but lost playoff positions on the last weekend of each season.

The Colts were 7-9 in 1990. Meyer earned a 36-35 regular-season record before being succeeded by Rick Venturi on October 1, 1991.

Marchibroda returned as head coach on January 28, 1992. He led the Colts to a 9-7 record in 1992, the second time he guided the team to a then NFL-best eight-game one-season turnaround.

The Colts posted a 4-12 record in 1993 and an 8-8 mark in 1994.

The 1995 Colts earned a 9-7 record and gained playoff wins at San Diego and Kansas City before falling, 20-16, at Pittsburgh in the AFC Championship Game.



1995 - AFC Championship Game

Marchibroda's tenure ended on February 9, 1996. His 73 career victories tied Shula for most in Colts history. Lindy Infante became head coach on February 15, 1996. The Colts were 9-7 in 1996, reaching the playoffs in consecutive seasons for the first time since 1975-77.

Jim Irsay became Owner and Chief Executive Officer in 1997, and Bill Polian was named president on December 22, 1997, one day after the club finished a 3-13 season.

Jim Mora succeeded Infante as head coach on January 12, 1998. The Colts were 3-13 in 1998. RB-Marshall Faulk's 2,227 scrimmage yards set a club seasonal mark, while QB-Peyton Manning (326-575-3,739, 26 TDs) set NFL rookie records in every passing category.



1998 - Peyton Manning

At 13-3 in 1999, the Colts produced a then-NFL record 10-game one-season turnaround. The club won 11 straight games, tying then the franchise record achieved in 1964 and 1975-76. Manning, RB-Edgerrin James and WR-Marvin Harrison earned Pro Bowl honors, while K-Mike Vanderjagt won the NFL scoring title. The club earned its first playoff game in Indianapolis, but fell to Tennessee, 19-16.

The Colts were 10-6 in 2000, but lost in overtime at Miami, 23-17, in the Wild Card round. The back-to-back 10-plus-victory seasons were a first for the club since 1976-77. Manning (4,413) and James (1,709, 2,303) won the NFL passing, rushing and scrimmage yards titles.

The Colts were 6-10 in 2001, but Manning (4,131) and Harrison (109) had outstanding yardage and reception seasons. Tony Dungy succeeded Mora as head coach on January 22, 2002.

In 2002, Dungy led the Colts to a 10-6 record before losing in the Wild Card round at the New York Jets, 41-0. Manning became the first NFL player with four consecutive 4,000-plus passing yards seasons, while Harrison set the NFL seasonal record with 143 receptions and became the only NFL player with 100-plus receptions in four consecutive seasons.

In 2003, the Colts were 12-4, won the AFC South and advanced to the AFC Championship Game, falling at New England, 24-14. K-Mike Vanderjagt set a then NFL record with 41 consecutive field goals made, including all 37 attempts in 2003.

Dungy led the Colts to a 12-4 mark and the AFC South title in

1980s



1983 - Chris Hinton



1987 - Eric Dickerson & Jim Irsay

1990s



1994 - Jim Harbaugh



1994 - Marshall Faulk

HISTORY



2004. Manning set NFL seasonal records with 49 touchdown passes (since broken) and a 121.1 rating, while the club set seasonal-bests with 522 points and 6,475 net yards (since broken). The Colts topped Denver, 49-24, in the Wild Card Playoffs before losing at New England, 20-3.

In 2005, Dungy directed the Colts to a 14-2 record, which set the franchise record for seasonal wins. The club became then only the fourth in NFL history to earn a 13-0 start. The Colts fell in the Divisional Playoffs to Pittsburgh, 21-18. Dungy topped 100 career victories, while the Colts passed 400 wins in franchise history.

In 2006, the Colts were 12-4 and captured the fourth world championship in franchise history with a 29-17 win over Chicago in Super Bowl XLI in Miami Gardens, Fla. The club defeated Chicago after besting three prior playoffs foes, Kansas City (23-8), Baltimore (15-6) and New England (38-34).

In 2007, the Colts were 13-3, won a club-record fifth straight division title and became the first NFL team with five consecutive seasons with 12-plus victories. The club fell in the Divisional Playoffs to San Diego, 28-24.

In 2008, the Colts were 12-4, extending their league mark with six consecutive 12-plus-victory seasons. The club became the first in NFL history to win at least seven consecutive games in five consecutive seasons. Manning won his third AP NFL MVP award. Indianapolis fell in the Wild Card Playoffs in overtime at San Diego, 23-17.


Jim Caldwell succeeded Dungy as head coach on January 12, 2009. Dungy finished as the only coach in Colts history to post 10-plus wins and earn playoff appearances in seven straight seasons. In 2009, the club was 14-2 and became only the third team to start a season 14-0. The club extended its records to seven consecutive seasons with 12-plus victories and six years with a winning streak exceeding seven games. Caldwell tied the rookie mark for seasonal victories by an NFL head coach, and he earned the most consecutive wins to open a season and a career

by a first-year head coach. Manning won an unprecedented fourth AP NFL MVP honor. The club set league marks for most consecutive regular season wins (23, 2008-09) and most regular season decade wins (115, 2000-09). Indianapolis defeated Baltimore, 20-3, and the New York Jets, 30-17, before falling to New Orleans, 31-17, in Super Bowl XLIV in Miami Gardens, Fla.

The Colts were 10-6 in 2010, won the AFC South and tied the NFL mark with a ninth consecutive playoff appearance (Dallas, 1975-83). It was the club's ninth straight season with 10-plus victories. The club fell in the Wild Card Playoffs to the New York Jets, 17-16.

Following a 2-14 campaign in 2011, Vice Chairman Bill Polian, Vice President & General Manager Chris Polian and Head Coach Jim Caldwell were all relieved of their duties. Jim Irsay and the organization hired Ryan Grigson to serve as the team's new general manager and Chuck Pagano as the team's new head coach.

The 2012 Colts faced one of the most unique years in franchise history. The team quickly experienced adversity when their head coach, Chuck Pagano, was diagnosed with a curable form of leukemia four weeks into the season. The Colts rallied around their ailing head coach and the "CHUCKSTRONG" campaign en route to accomplishing one of their main goals – extending the season for Pagano's return. Offensive Coordinator/Interim Head Coach Bruce Arians guided the team to a 9-3 record in Pagano's absence and clinched a playoff berth with the team's 20-13 victory at Kansas City. In the regular season finale, Pagano returned for the first time since his absence and capitalized on the team's goal, defeating the Houston Texans.



2000 - Edgerrin James

2000s



2002 - Marvin Harrison



2006 - Super Bowl XLI Championship Ring



2006 - Tony Dungy

HISTORY



Indianapolis fell short in an AFC Wild Card Playoff meeting at Baltimore, who won the ensuing Super Bowl. Although it was a difficult end to the season, the year was filled with highlights. The Colts finished with an 11-5 regular season record and tied the third-largest one-year turnaround in NFL history. Pagano and Arians earned dual Coach of the Year honors from several media outlets while Grigson was named the Executive of the Year from PFWW/PFWA and *The Sporting News*. Three players represented the Colts in the Pro Bowl, including Luck, Mathis and Wayne. In his rookie season, Luck led the Colts to the most wins by a No. 1 overall draft pick in NFL history while setting records for the most passing yards (4,374), attempts (627) and 300-yard passing games (six) by a rookie in NFL history.

Indianapolis concluded the 2013 campaign with an 11-5 regular season record, while earning its first AFC South Division title since 2010. The team also won its first playoff game since 2009 after defeating the Kansas City Chiefs in an AFC Wild Card meeting, 45-44, which was the second-largest comeback in NFL postseason history. The Colts tallied a perfect 6-0 division record and became the first NFL team to finish a season with the least amount of turnovers (14) and penalties (66) since 2002. Three players including Mathis, Luck and LS-Matt Overton were named to the Pro Bowl. Mathis led the NFL and set a career-high with 19.5 sacks, earning the inaugural Deacon Jones Award. He also became the franchise all-time sack leader (111.0) en route to Associated Press First Team NFL All-Pro honors.



2013 - Robert Mathis

The Colts finished the 2014 campaign with an 11-5 regular season record, while earning their second consecutive AFC South Division title. The team also won two postseason contests and made it back to the AFC Championship game for the first time since 2009. Indianapolis notched its third consecutive 11-win season in 2014, which made Pagano only the second head coach in NFL history to earn 11 wins in each

of his first three seasons with a team. The Colts recorded a perfect 6-0 division record for the second straight year, marking the first time in franchise history they've accomplished the feat in back-to-back seasons. They also claimed their ninth AFC South title since 2002, which is the second-most division titles of any NFL team during that span. Seven Colts players earned Pro Bowl honors in 2014, including S-Mike Adams, CB-Vontae Davis, Hilton, ILB-D'Qwell Jackson, Luck, P-Pat McAfee and Vinatieri. McAfee and Vinatieri also earned Associated Press First Team NFL All-Pro accolades.



2014 - Andrew Luck

In 2015, the Colts finished with an 8-8 record and a winning record in the AFC South Division for the fourth consecutive year. Following a Week 5 victory against the Houston Texans, Indianapolis set an NFL record for the most consecutive wins against a division opponent with 16. QB-Matt Hasselbeck finished with a 5-3 record as a starter, filling in for an injured Andrew Luck. RB-Frank Gore logged the team's highest rushing total dating back to 2007 with 967 yards and Indianapolis' defense finished with five touchdowns, which tied the franchise record for the most in a season (1975 and 1994). The team featured three Pro Bowlers, including Adams, Davis and Hilton who all made their second consecutive appearances. The season was highlighted with a victory against the undefeated and eventual Super Bowl Champion Denver Broncos in a Week 9 contest at Lucas Oil Stadium. Indianapolis' defense limited the Broncos to 35 rushing yards while the Colts offense compiled one of its most impressive offensive performances of the year with 365 net yards.

The Colts finished with an 8-8 record in 2016 and missed the playoffs in back-to-back years for the first time since 1997-98. Hilton led the NFL in receiving yards (1,448) and Gore recorded the team's first 1,000-yard rushing season dating back to 2007 (1,025). Gore also posted two 100-yard rushing contests, which

2010s



2014 - AFC Championship game



2015 - T.Y. Hilton

HISTORY



were the first for the Colts since 2012. OLB Erik Walden ranked tied for eighth in the league with a career-high 8.0 sacks. On special teams, Vinatieri set a new NFL record for consecutive field goals made with 44 dating back to the 2015 season and McAfee led the league in punting average (49.3). Mathis concluded his 14-year career for Indianapolis. He finished first in franchise history in sacks (123.0) and sacks in a season (19.5 in 2013) and holds the NFL record for career sack-forced fumbles (47). Hilton and McAfee were both selected to the Pro Bowl. Gore was the recipient of the 2016 Art Rooney Sportsmanship Award. Following the season, the Colts hired Chris Ballard as the team's new general manager.

In 2017, the Colts finished 4-12 and battled injuries throughout the season as 27 players were placed on the team's Injured Reserve List. With Andrew Luck missing the season due to injury, the team turned to second-year QB-Jacoby Brissett, who was acquired via trade with the New England Patriots. Brissett threw for 3,098 yards with 13 touchdowns and seven interceptions. Gore finished with 1,206 yards from scrimmage to extend his NFL record to 12 consecutive seasons with at least 1,200-plus scrimmage yards. Gore also became the fifth all-time leading rusher in NFL history. TE-Jack Doyle had a career year with 80 receptions for 690 yards and four touchdowns en route to his first career Pro Bowl. His reception total ranked as the second-most in franchise single-season history among tight ends. Hilton compiled 966 yards and four touchdowns as he was selected to his fourth consecutive Pro Bowl. Defensively, second-year ILB-Antonio Morrison led the team with 108 tackles while DLB-Jabaal Sheard paced the team with 5.5 sacks.

On special teams, Vinatieri finished with 109 points. It marked the 20th time he eclipsed 100-plus points in a season which extended his league record. P-Rigoberto Sanchez ranked fourth in net punting average (42.6) and was named to the PFWA All-Rookie Team. Following the season, the team parted ways with Pagano and hired Frank Reich to serve as the

team's new head coach.

In 2018, the Colts became the third team in NFL history to start a season 1-5 and make the playoffs, finishing the year 10-6. Indianapolis defeated the Houston Texans in an AFC Wild Card Playoff contest before falling to the Kansas City Chiefs in an AFC Divisional Playoff matchup the following week. It was the team's first appearance in the playoffs dating back to 2014. Luck started all 16 games after missing the 2017 season and threw for 4,593 yards and 39 touchdowns. He was voted the NFL's Comeback Player of the Year and was named to the Pro Bowl. Hilton logged his fifth career 1,000-yard receiving season and TE-Eric Ebron caught 13 touchdowns which led all tight ends in the league. Ebron was named to his first career Pro Bowl. RB-Marlon Mack led the team in rushing with 908 yards while adding 10 total touchdowns. The Colts offensive line ranked first in the NFL with the fewest sacks allowed. The unit was led by rookie C/G-Quenton Nelson who was selected to the Pro Bowl and was named a First Team All-Pro. Defensively, rookie LB-Darius Leonard led the league in tackles with 163 while contributing with 7.0 sacks, 12.0 tackles for loss, four forced fumbles, two fumble recoveries, two interceptions and eight passes defended. He was named a First Team All-Pro and was voted as the NFL Rookie Defensive Player of the Year. DT/DE-Denico Autry led the team with 9.0 sacks and CB-Kenny Moore II led the Colts with three interceptions. Vinatieri totaled

113 points and became the NFL's all-time leading point scorer. Reich was named the AFC Coach of the Year by the NFL 101 Committee and Ballard was named the Executive of the Year by the PFWA.

In 64 years of National Football League competition, the Colts have achieved a 539-483-7 record, including four world championships and 21 conference or division titles.



2016 - Robert Mathis retires as the team's all-time leader in sacks with 123.0.

2010s



2016 - Frank Gore



2018 - Owner & CEO Jim Irsay, Head Coach Frank Reich and General Manager Chris Ballard



In Memoriam



Robert Irsay

March 5, 1923 – January 14, 1997



Harriet P. Irsay

June 9, 1921 – July 11, 2008



HALL OF FAME COLTS

THREE OR MORE SEASONS AS A MEMBER OF THE COLTS



ART DONOVAN
DT 6-3 265 Boston College
Colts: 1953-1961, Inducted: 1968

- First Colts Hall of Fame inductee who also played with Baltimore (1950), the New York Yanks (1951) and the Dallas Texans (1952).
- Was All-Pro from 1954-1957 and played in five Pro Bowls.
- Born on June 5, 1925, in the Bronx, N.Y.
- Jersey No. 70 retired.
- Passed away August 4, 2013.



RAYMOND BERRY
WR 6-2 187 Southern Methodist
Colts: 1955-1967, Inducted: 1973

- Caught 631 passes for 9,275 yards and 68 touchdowns for his career and retired as NFL's all-time receptions leader.
- Was an All-Pro selection, led the NFL in receptions from 1958-1960 and was selected to six Pro Bowls.
- Caught 12 passes for 178 yards in 1958 NFL Championship win over the New York Giants.
- Member of NFL's 75th Anniversary Team.
- Born on February 27, 1933, in Corpus Christi, Texas.
- Jersey No. 82 retired.



GINO MARCHETTI
DE 6-4 245 San Francisco
Colts: 1953-1964, 1966, Inducted: 1972

- Acclaimed as greatest defensive end in pro football history during induction to NFL's 50th Anniversary Team in 1969 and named to 75th Anniversary Team.
- Tabbed All-Pro from 1956-1964.
- Pro Bowl selection from 1954-1964, missing only the 1959 Pro Bowl following an ankle injury from the 1958 NFL Championship win over the New York Giants.
- Retired initially prior to 1965 season, but returned in 1966.
- Born on January 2, 1927, in Smithers, W. Va.
- Jersey No. 89 retired.
- Passed away April 29, 2019.



JIM PARKER
G/T 6-3 272 Ohio State
Colts: 1957-1967, Inducted: 1973

- Member of the Professional and National Football Foundation Hall of Fame.
- Named to modern all-time All-America collegiate team in 1969.
- Was All-Pro and played in the Pro Bowl from 1958-1965 (eight consecutive years).
- Played in 139 consecutive games into 1967 season before retiring.
- Named to NFL's 75th Anniversary Team.
- Born on April 3, 1934, in Macon, Ga.
- Jersey No. 77 retired.
- Passed away July 18, 2005.



HALL OF FAME COLTS



LENNY MOORE

RB/FL 6-1 190 Penn State

Colts: 1956-1967, Inducted: 1975

- Retired ninth all-time with 12,451 all-purpose yards.
- Was club's career leading rusher with 1,069 carries for 5,174 yards and 63 touchdowns rushing.
- Totaled 363 catches for 6,039 yards and 48 touchdowns receiving in 143 career games.
- Had 678 career points on 113 touchdowns.
- Set NFL records with touchdowns in 18 consecutive games and 11 consecutive games with a rushing touchdown.
- Was 1956 Rookie of the Year and 1964 Comeback Player of the Year (20 touchdowns).
- Was All-Pro from 1958-1961, 1964 and selected to seven Pro Bowls.
- Born on November 25, 1933, in Reading, Pa.
- Jersey No. 24 retired.



WEBB EWANK

Head Coach

Colts: 1954-1962, Inducted: 1978

- Led the Colts to World Championships in 1958 and 1959.
- Had 59-52-1 mark in club-record nine seasons as head coach.
- Led New York Jets to Super Bowl III win over Colts to become the only coach to post NFL and AFL Championships.
- Career mark was 130-129-7 in 20 seasons.
- Born on May 6, 1907, in Richmond, Ind.
- Passed away November 17, 1998.



JOHN UNITAS

QB 6-1 196 Louisville

Colts: 1956-1972, Inducted: 1979

- Ended 18-year career as NFL leader for passes attempted (5,186), completed (2,830), yards gained (40,239), most seasons with 3,000-plus yards (three), most games with 300-plus yards (26) and most touchdown passes (290).
- Had 62.9 postseason completion percentage and gained 1,177 yards in championship play.
- Only Colt to serve on 1958, 1959 and 1970 Championship teams.
- NFL records included most consecutive seasons leading NFL in touchdown passes (four) and most consecutive games with a scoring pass (47), one of sport's most remarkable feats.
- In 17 seasons with club, set 22 records.
- Was NFL MVP three times, played in 10 Pro Bowls (a Colts record) and was First Team All-Pro from 1958-1959, 1964, 1965, 1967.
- Member of NFL's 75th Anniversary Team.
- Born on May 7, 1933, in Pittsburgh.
- Jersey No. 19 retired.
- Passed away September 11, 2002.



TED HENDRICKS

LB 6-7 215 Miami (FL)

Colts: 1969-1973, Inducted: 1990

- Retired in 1983 as NFL leader with 215 consecutive games played (70 as Colt).
- Was four-time First Team All-Pro pick who appeared in eight Pro Bowls.
- Was all-conference three times as Colt and eight times for career (1969-1983).
- Member of Colts' Super Bowl V squad.
- Member of NFL's 75th Anniversary Team.
- Had 25 career blocked kicks.
- Born on November 1, 1947, in Guatemala City, Guatemala.



HALL OF FAME COLTS



JOHN MACKEY
TE 6-2 224 Syracuse
Colts: 1963-1971, Inducted: 1992

- Was the second Hall of Fame tight end inductee.
- Caught 331 passes for 5,236 yards and 38 touchdowns for Colts.
- Punishing blocker with speed.
- Was All-Pro from 1966-1968 and selected to five Pro Bowls, the first after his rookie season.
- Had 75-yard touchdown reception in Super Bowl V victory over Dallas.
- Member of NFL's 50th Anniversary Team.
- Born on September 24, 1941, in Queens borough of New York City.
- Passed away July 6, 2011.



DON SHULA
Colts: 1953-1956, Head Coach: 1963-1969,
Inducted: 1997

- NFL's winningest head coach (328-156-6, regular season; 347-173-6, overall, 1963-95) and one of the most successful coaches in Colts history (71-23-4 regular season; 73-26-4, overall, 1963-1969).
- Only Colts Hall of Fame inductee to play and be head coach with club.
- Led Colts to winning records throughout tenure and to Super Bowl III.
- Joined Colts from Browns in historic 15-player trade in 1953.
- Born on January 4, 1930, in Grand River, Ohio.



ERIC DICKERSON
RB 6-3 220 Southern Methodist
Colts: 1987-1991, Inducted: 1999

- Totaled 1,258 carries for 5,194 yards and 32 touchdowns with Colts.
- Won NFL rushing title in 1988 with 1,659 yards.
- Had three 1,000-plus rushing seasons with Colts.
- Set NFL record with 2,105 rushing yards in 1984.
- Had 64 career 100-plus rushing games.
- Retired with 2,996 career rushes for 13,259 yards and 90 touchdowns in 146 games.
- Rushing yards were second in NFL history upon retirement.
- Was All-Pro 1983-1984, 1986-1988 and played in six Pro Bowls.
- Born on September 2, 1960, in Sealy, Texas.



MARSHALL FAULK
RB 5-10 211 San Diego State
Colts: 1994-1998, Inducted: 2011

- Totaled 1,389 carries for 5,320 yards and 42 rushing touchdowns and 297 receptions for 2,804 yards and nine touchdowns receiving with the Colts.
- Had four 1,000-plus rushing seasons and one 2,000-plus scrimmage yards season with Colts.
- In his career, carried the ball 2,836 times for 12,279 yards and 100 touchdowns while adding 767 catches for 6,875 yards and 36 receiving touchdowns good for 19,154 scrimmage yards in 176 career games.
- Was a First Team All-Pro from 1999-2001 and played in seven Pro Bowls (was rookie MVP).
- Born on February 26, 1973, in New Orleans.



HALL OF FAME COLTS



BILL POLIAN
Colts: President (1998-2010), Vice Chairman (2011), Inducted: 2015

- Spent 32 seasons in the NFL, including 14 with the Colts.
- Won eight division championships, two conference championships and reached the Super Bowl twice with the Colts.
- With the Colts, earned the team's fourth world championship with a victory against Chicago in Super Bowl XLII.
- Along with his tenure in Buffalo, reached the Super Bowl on five occasions between the Bills and Colts.
- Was named *The Sporting News* Executive of the Year on six occasions, including two with the Colts (1999 and 2009).
- With the Colts, advanced to the postseason 11 times during a 12-year span and posted 10 or more wins in each of those playoff years.
- From 2000-09, the Colts produced 115 regular season wins, the most in a decade by any NFL club.
- Born on December 8, 1942 in the Bronx, N.Y.



TONY DUNGY
Colts: Head Coach (2002-08), Inducted: 2016

- Logged a career regular season coaching record of 139-69 (.668) and an 85-27 mark (.759) in his seven seasons with the Colts. He is the winningest head coach in Colts history.
- Became the first African American head coach to win the Super Bowl after leading the Colts to a 29-17 victory over the Chicago Bears in Super Bowl XLII.
- Became the third individual to win the Super Bowl as a player and head coach.
- Recorded 10 career 10-win seasons, including seven consecutive with the Colts.
- Made 11 career playoff appearances and set an NFL record for consecutive playoff appearances by a head coach with his 10th-straight in 2008.
- Led the Colts to become the first NFL team with six consecutive 12-win seasons (2003-08).
- Became the first head coach in NFL history to defeat all 32 NFL teams.
- Earned six division titles (five AFC South, one NFC Central).
- Assisted the club in earning the most regular season wins (115) in a decade by any NFL club (2000-09).
- Born on October 6, 1955 in Jackson, Mich.



MARVIN HARRISON
WR 6-0 185 Syracuse
Colts: 1996-2008, Inducted: 2016

- Finished his career with 1,102 receptions for 14,580 yards and 128 touchdowns.
- Upon retirement, ranked second in the NFL in receptions, fourth in receiving yards and fifth in receiving touchdowns.
- Holds Indianapolis career records in receptions, receiving yards, 100-yard games (59) and receiving touchdowns.
- Is Indianapolis' single season record holder for receptions (143 in 2002), receiving yards (1,722 in 2002) and receiving touchdowns (15 in 2001 and 2004).
- Has the NFL record for receptions in a season with 143 in 2002.
- Was an eight-time Pro Bowl and Associated Press All-Pro selection.
- A member of the NFL All-Decade Team (2000-09).
- Compiled eight straight years with 1,000-plus receiving yards.
- A member of the Colts Super Bowl XLI championship team.
- Born on August 25, 1972 in Philadelphia, Pa.

HALL OF FAME QUICK HIT

- 1968** Art Donovan
- 1972** Gino Marchetti
- 1973** Raymond Berry
- 1973** Jim Parker
- 1975** Lenny Moore
- 1978** Weeb Ewbank
- 1979** John Unitas
- 1990** Ted Hendricks
- 1992** John Mackey
- 1997** Don Shula
- 1999** Eric Dickerson
- 2011** Marshall Faulk
- 2015** Bill Polian
- 2016** Tony Dungy
- 2016** Marvin Harrison



INDIANAPOLIS COLTS RING OF HONOR



ROBERT IRSAY

Owner

Colts: 1972-1997, Inducted: 1996

- First inductee into the Colts Ring of Honor.
- Purchased the Los Angeles Rams in 1972 and traded the franchise to Carroll Rosenbloom for the Baltimore Colts in July of that year.
- Moved the Colts to Indianapolis on March 28, 1984.
- Under Irsay's ownership, the Colts reached the playoffs six times and claimed four division titles.
- Born on March 5, 1923, in Chicago.
- Passed away January 14, 1997.



BILL BROOKS

WR 6-0 188 Boston

Colts: 1986-1992, Inducted: 1998

- First player inducted into the Colts Ring of Honor.
- Caught 411 passes for 5,818 yards and 28 touchdowns during his time with the Colts.
- Was the team's top receiver in five of his seven seasons with the Colts.
- Tallied six straight seasons (1986-1991) with 50-plus receptions.
- Totaled 65 receptions for a career-high 1,131 yards and eight touchdowns his rookie season, which all remain Colts rookie records.
- Recorded an 84-yard touchdown reception, which stands as the second-longest rookie reception in franchise history.
- Worked in the Colts front office following the completion of his playing career.
- Born on April 6, 1964 in Boston, Mass.



TED MARCHIBRODA

Head Coach

Colts: 1975-1979, 1992-1995, Inducted: 2000

- First head coach inducted into the Colts Ring of Honor.
- Compiled a 71-67 (.514) record in nine years with the Colts.
- Clinched three AFC Eastern Division titles and four postseason appearances.
- Served as a radio color commentator for the Colts from 1999-2006.
- Born on March 15, 1931, in Franklin, Pa.
- Passed away January 16, 2016.



CHRIS HINTON

G/T 6-4 300 Northwestern

Colts: 1983-1989, Inducted: 2001

- Second player inducted into the Colts Ring of Honor.
- Started 93-of-94 games during his seven seasons with the Colts.
- Earned six of his seven Pro Bowl selections as a member of the Colts.
- Helped block for four 1,000-yard Colts rushers.
- Born on July 31, 1961, in Chicago.



INDIANAPOLIS COLTS RING OF HONOR



JIM HARBAUGH

QB 6-3 215 Michigan

Colts: 1994-1997, Inducted: 2005

- Third player inducted into the Colts Ring of Honor.
- In 53 games (46 starts), completed 746-of-1,230 passes (60.7%) for 8,705 yards, 49 touchdowns and 26 interceptions for an 86.6 passer rating.
- Completed 61-of-119 passes for 688 yards, five touchdowns and three interceptions in four postseason games.
- Achieved career highs in touchdown passes (17), completion percentage (63.7) and passer rating (100.7) in 1995, which earned him Pro Bowl, Comeback Player of the Year and AFC Player of the Year honors.
- Born on December 23, 1963 in Toledo, Ohio.



COLTS NATION

Fans

Colts: 1953-Present, Inducted: 2007

- The best and loudest fans in the NFL.



TONY DUNGY

Head Coach

Colts: 2002-2008, Inducted: 2010

- Second head coach inducted into the Colts Ring of Honor.
- Winningest coach in Colts history with an 85-27 (.759) record over his seven seasons with the team.
- Led the Colts to victory in Super Bowl XLII, the team's second Super Bowl win in franchise history.
- Finished with 10-or-more wins and made the playoffs every year with the team.
- Captured five AFC South Division titles.
- Born on October 6, 1955, in Jackson, Mich.



MARVIN HARRISON

WR 6-0 185 Syracuse

Colts: 1996-2008, Inducted: 2011

- Fourth player inducted into the Colts Ring of Honor.
- Holds franchise career records for receptions (1,102), receiving yards (14,580), receiving touchdowns (128) and 100-yard receiving games (59).
- Also holds single-season club records for receptions (143 in 2002), receiving yards (1,722 in 2002), receiving touchdowns (15 in 2001 & 2004) and 100-yard receiving games (10 in 2002).
- Ranks fifth in NFL history in receptions, fifth in receiving touchdowns and ninth in receiving yards.
- Eight-time Pro Bowl and Associated Press All-Pro selection (1999-2006), two-time NFL receptions leader (2000, 2002) and receiving yards leader (1999, 2002).
- Member of the NFL All-Decade Team (2000-2009).
- Named AFC Offensive Player of the Month three times and AFC Offensive Player of the Week twice.
- Born on August 25, 1972 in Philadelphia, Pa.



INDIANAPOLIS COLTS RING OF HONOR



EDGERRIN JAMES

RB 6-0 219 Miami (Fla.)

Colts: 1999-2005, Inducted: 2012

- Fifth player inducted into the Colts Ring of Honor.
- Holds franchise career records in rushing attempts (2,188), rushing yards (9,226), 100-yard rushing games (49) and rushing touchdowns (64).
- Also set club records for rushing yards in a season (1,709 in 2000) and in a game (219 on 10/15/00 against Seattle).
- Totaled 369 rushing attempts for 1,553 yards, 13 touchdowns and had 10 100-yard rushing games his rookie season, which all remain Colts rookie records.
- Four-time Pro Bowl selection (1999-2000, 2004-2005).
- Member of the NFL All-Decade Team (2000-2009).
- Named NFL Rookie of the Month twice, AFC Offensive Player of the Month three times and AFC Offensive Player of the Week six times.
- Born on August 3, 1978 in Immokalee, Fla.



ERIC DICKERSON

RB 6-3 220 Southern Methodist

Colts: 1987-1991, Inducted: 2013

- Sixth player inducted into the Colts Ring of Honor.
- Totaled 1,258 rushing attempts for 5,194 yards and 32 touchdowns while adding 138 receptions for 1,082 yards and three touchdowns during his career with the Colts.
- Posted three consecutive 1,000-yard rushing seasons in his first three years with the team.
- In 1988, won the NFL rushing title after recording 1,659 yards to go along with 14 touchdowns. Claimed four NFL rushing titles during his NFL career (1983-86, 1988).
- Set an NFL single-season record with 2,105 rushing yards in 1984.
- Earned three of his six career Pro Bowls (1987-89) and two of his five career All-Pro (1987-88) selections during his time with the Colts.
- Ranks second in Colts history in career 100-yard rushing games (24), fourth in rushing attempts and yards and eighth in rushing touchdowns.
- Is the NFL's seventh leading rusher all-time and was inducted into the Pro Football Hall of Fame in 1999.
- Born on September 2, 1960 in Sealy, Texas.



MARSHALL FAULK

RB 5-10 211 San Diego State

Colts: 1994-1998, Inducted: 2013

- Seventh player inducted into the Colts Ring of Honor.
- During his five years with the Colts, compiled 1,389 carries for 5,320 yards and 42 touchdowns while adding 297 catches for 2,804 yards and nine touchdowns.
- Totaled 8,124 scrimmage yards and 51 total touchdowns with the Colts.
- Posted four 1,000-yard rushing seasons (1994-95, 1997-98) with the Colts, including one season (1998) with 2,000-plus scrimmage yards.
- Earned three of his seven career Pro Bowls (1994-95, 98) and three of his six career (1994-95, 98) All-Pro honors with the Colts.
- Was named the NFL Offensive Rookie of the Year in 1994, was a three-time NFL Offensive Player of the Year and was the NFL MVP in 2000.
- Ranks third in franchise history in career rushing attempts and yards and fourth in rushing touchdowns and 100-yard rushing performances (14).
- Is the first player in NFL history to gain 2,000 yards from scrimmage in four straight seasons (1998-2001) and the second to eclipse the 1,000-yard mark in both rushing and receiving in the same season (1999).
- Inducted into the Pro Football Hall of Fame in 2011.
- Born on February 26, 1973 in New Orleans.



JEFF SATURDAY

C 6-2 295 North Carolina

Colts: 1999-2011, Inducted: 2015

- Eighth player inducted into the Colts Ring of Honor.
- Spent 13 seasons with the Colts and competed in 197 games with 132 wins.
- Named to six career Pro Bowls (five with the Colts), was a two-time First Team All Pro (2005 and 2007) and was a three-time PFWA All-Conference choice (2005-07).
- With the Colts, appeared in the playoffs 11 times, won eight division titles and appeared in two Super Bowls.
- Was part of Indianapolis' fourth world championship with a victory over Chicago in Super Bowl XLII.
- Was part of a team that produced 115 wins from 2000-09, an NFL record for wins by a team in a single decade.
- Started 170 games with Peyton Manning as a quarterback-center duo, which is the most in NFL history. The duo posted a 120-50 record.
- Born on June 18, 1975 in Atlanta.



INDIANAPOLIS COLTS RING OF HONOR



BILL POLIAN

Colts: President (1998-2010), Vice Chairman (2011), Inducted: 2016

- Spent 14 seasons with the Indianapolis Colts.
- Won eight division championships, two conference championships and reached the Super Bowl twice with the Colts.
- With the Colts, earned the team's fourth world championship with a victory against Chicago in Super Bowl XLII.
- Was named *The Sporting News* Executive of the Year on two occasions with the Colts (1999 and 2009).
- Advanced to the postseason 11 times during a 12-year span and posted 10 or more wins in each of those playoff years.
- From 2000-09, the Colts produced 115 regular season wins, the most in a decade by any NFL club.
- Inducted into the Pro Football Hall of Fame in 2016.
- Born on December 8, 1942 in the Bronx, N.Y.



REGGIE WAYNE

WR 6-0 203 MIAMI (FL)

Colts: 2001-2014, Inducted: 2018

- Spent 14 seasons with the Indianapolis Colts.
- Played in 211 games (197 starts), the most games in franchise history.
- Totaled 1,070 receptions for 14,345 yards and 82 touchdowns.
- Upon retirement ranked in the top 10 in NFL history in receptions and receiving yards.
- Registered 43 100-yard receiving games.
- Was a member of the Colts Super Bowl XLII championship team following the 2006 season.
- Was a six-time Pro Bowl selection and was a First Team Associated Press NFL All-Pro in 2010.
- Born on November 17, 1978 in New Orleans, La.



PEYTON MANNING

QB 6-5 230 Tennessee

Colts: 1998-2011, Inducted: 2017

- Spent 13 seasons with the Indianapolis Colts.
- Guided the Colts to their second Super Bowl victory (Super Bowl XLII) in franchise history while reaching the AFC Championship game again following the 2009 regular season. Was named Super Bowl XLII MVP.
- Became the NFL's first four-time Associated Press Most Valuable Player (2003-04, 2008-09).
- Was selected to play in 11 Pro Bowls as a member of the Colts (1999-2000, 2002-2010), which is tied for a franchise-best.
- Holds club seasonal and career records in completions, attempts and touchdowns and also holds the team record in career games started with 208.
- From 2000-09, the Colts produced 115 regular season wins, the most in a decade by any NFL club.
- Led the team to a franchise-record 14 victories in 2005 and 2009 and helped lead the club to become the first in NFL history to win 11-plus and 12-plus games in seven consecutive seasons.
- In his 18-year NFL career (with the Colts and Broncos), ranks in the top five in league history in every major passing statistic, including attempts, completions, yards and touchdowns.
- Was the 2005 Walter Payton NFL Man of the Year Award winner.
- Born on March 24, 1976 in New Orleans, La.
- Jersey No. 18 retired, the first in Indianapolis Colts history.



During the 2017 season, the Colts unveiled a statue honoring Peyton Manning on the north plaza outside of Lucas Oil Stadium. The statue was created by local sculptor and fireman Ryan Feeney.



RETIRED COLTS JERSEYS



PEYTON MANNING
1998-2011




JOHN UNITAS
1956-1972



BUDDY YOUNG
1953-1955




LENNY MOORE
1956-1967




ART DONOVAN
1953-1961



JIM PARKER
1957-1967



RAYMOND BERRY
1955-1967



GINO MARCHETTI
1953-1964, 1966





COLTS POSTSEASON GAMES

NFL CHAMPIONSHIP – DEC. 28, 1958 YANKEE STADIUM

BALTIMORE 23, NEW YORK 17 – Attendance 64,185. Quarterback John Unitas took the Colts 80 yards in 13 plays, the last a one-yard carry by Alan Ameche through the right side of the Giant line at 8:15 of “sudden death” overtime. The regulation game ended 17-17 when Baltimore’s Steve Myhra booted a 20-yard field goal seconds from the gun. It has been called “The Greatest Game Ever Played” and the 64,185 who watched it at Yankee Stadium agree.

	1	2	3	4	OT	F
Baltimore	0	14	0	3	6	23
New York	3	0	7	7	0	17



The Colts and Giants battle in “The Greatest Game Ever Played.”

NFL CHAMPIONSHIP – DEC. 27, 1959 BALTIMORE MEMORIAL STADIUM

BALTIMORE 31, NEW YORK 16 – Attendance 57,545. The Giants led 9-7 after three periods by virtue of three field goals by Pat Summerall, but Baltimore’s defensive backfield took charge in the final quarter, three times making interceptions that resulted in scores. Colts quarterback John Unitas scored one touchdown and passed for two before a home crowd of 57,545 in Memorial Stadium.

	1	2	3	4	F
New York	3	3	3	7	16
Baltimore	7	0	0	24	31

NFL CHAMPIONSHIP – DEC. 27, 1964 CLEVELAND STADIUM

CLEVELAND 27, BALTIMORE 0 – Attendance 79,544. Both teams drew blanks in the first half, but the Browns nailed down the World Championship with a 17-point third quarter. Quarterback Frank Ryan and fullback Jim Brown made the Cleveland attack click, as it rolled up 20 first downs to Baltimore’s 11 and outgained the Colts 339 to 181 yards. Ryan completed 11-of-18 passes for 206 yards and three touchdowns – all to end Gary Collins from distances of 18, 42 and 51 yards, while the brilliant Brown bulled for 114 yards on 27 shots as Cleveland controlled the ball.

	1	2	3	4	F
Baltimore	0	0	0	0	0
Cleveland	0	0	17	10	27

NFL WESTERN DIVISION PLAYOFF – DEC. 26, 1965 LAMBEAU FIELD

GREEN BAY 13, BALTIMORE 10 – Attendance 50,484. A courageous effort by the undermanned Colts was doomed by a pair of Don Chandler field goals – one with 1:58 remaining from 22 yards to tie the score and a second of 25 yards to conclude 13:39 of “sudden death” action. The Colts had jumped ahead 7-0, after 21 seconds of play when Don Shinnick scooped up Bill Anderson’s fumble and trudged 25 yards to the end zone. They protected their edge tenaciously until the finish as Tom Matte went the route at quarterback, rushing for 57 yards and passing for 40. Zeke Bratkowski, subbing for the injured Bart Starr, completed 22-of-39 aerials for 248 yards. The Packers ran 81 plays to the Colts’ 59 and led in first downs, 23-9.

	1	2	3	4	OT	F
Baltimore	7	3	0	0	0	10
Green Bay	0	0	7	3	3	13

NFL PLAYOFF – DEC. 22, 1968 BALTIMORE MEMORIAL STADIUM

BALTIMORE 24, MINNESOTA 14 – Attendance 60,238. It was a cold, rainy day when the Colts won the Western Conference Championship. The Vikings provided some uncomfortable moments after the Colts obtained a big lead. It was not until late in the first half that the Colts were able to nab a 7-0 lead on Earl Morrall’s pass to Tom Mitchell after Willie Richardson’s diving catch of a 33-yard aerial put the ball at the three. John Mackey’s touchdown reception and Mike Curtis’ 60-yard return of a fumble made it 21-0 after three quarters. Vikings quarterback Joe Kapp fired touchdown passes to Bill Martin and Bill Brown before time expired.

	1	2	3	4	F
Minnesota	0	0	0	14	14
Baltimore	0	7	14	3	24

NFL CHAMPIONSHIP – DEC. 29, 1968 CLEVELAND STADIUM

BALTIMORE 34, CLEVELAND 0 – Attendance 80,628. After a scoreless first period, Baltimore’s Tom Matte scored two of his record-tying three touchdowns in a 17-point Colts second quarter. Meanwhile, the capacity crowd of 80,628 saw the Browns held scoreless for only the second time in the club’s history as the Colts registered their fourth shutout of the season.

	1	2	3	4	F
Baltimore	0	17	7	10	34
Cleveland	0	0	0	0	0

SUPER BOWL III – JAN. 12, 1969 MIAMI ORANGE BOWL

NEW YORK JETS 16, BALTIMORE 7 – Attendance 75,337. Jets’ quarterback Joe Namath “guaranteed” victory before the game, then led the AFL to its first Super Bowl victory after defeating a Baltimore team that had lost one-of-16 games all season. Namath completed 17-of-28 passes for 206 yards and directed a steady attack that dominated the NFL champions after the Jets defense had intercepted Colts quarterback Earl Morrall three times in the first half. The Jets had 337 total yards, including 121 yards rushing by Matt Snell. John Unitas, who had missed most of the season with a sore elbow, came off the bench and led Baltimore to its only touchdown late in the fourth quarter after New York led, 16-0.

HISTORY



	1	2	3	4	F
New York (AFL)	0	7	6	3	16
Baltimore (NFL)	0	0	0	7	7



Tom Matte

AFC DIVISIONAL – DEC. 26, 1970 BALTIMORE MEMORIAL STADIUM

BALTIMORE 17, CINCINNATI 0 – Attendance 51,127. John Unitas connected with touchdown passes to Roy Jefferson and Ed Hinton and led the Colts into the AFC title game by defeating Cincinnati. The Baltimore defense came through on a cold, windy day and limited Cincinnati to 63 yards rushing and 76 yards passing. Norm Bulaich picked up 116 yards on 25 carries. Jim O'Brien connected with a 44-yard field goal and missed one from the same distance. A 49-yard field goal try by Horst Muhlmann was blocked by Ray May. Mike Curtis made the game's only interception, picking off one of Virgil Carter's fourth quarter passes, to set up an eventual final Colts score.

	1	2	3	4	F
Cincinnati	0	0	0	0	0
Baltimore	7	3	0	7	17

AFC CHAMPIONSHIP – JAN. 3, 1971 BALTIMORE MEMORIAL STADIUM

BALTIMORE 27, OAKLAND 17 – Attendance 56,368. John Unitas' passing and play calling, and the running of rookie Norm Bulaich powered the Colts to the AFC Championship. Bulaich scored twice and Unitas picked up 245 yards on 11 completions, with his key one coming in the fourth quarter on a 68-yard touchdown reception by Ray Perkins out of a formation with four wide receivers. George Blanda threw touchdown passes to Fred Biletnikoff and Warren Wells but was intercepted three times. Ed Hinton caught five passes for 115 yards.

	1	2	3	4	F
Oakland	0	3	7	7	17
Baltimore	3	7	10	7	27

SUPER BOWL V – JAN. 17, 1971 MIAMI ORANGE BOWL

BALTIMORE 16, DALLAS 13 – Attendance 79,204. Colts rookie Jim O'Brien climaxed one of the zaniest professional football games ever played by lofting a 32-yard field goal through the uprights with five seconds left to give Baltimore a 16-13 Super Bowl win. The game totaled 11 turnovers, which prevented a fluid, artistic performance but contributed to the drama of the

contest. Dallas nearly put the game away early in the third period when, leading 13-6, the Cowboys recovered Jim Duncan's fumble on the second half kickoff and zipped to the Colts' two-yard line. Duane Thomas, however, fumbled on the next play. Rick Volk provided Baltimore with the opportunity to tie halfway through the fourth period when he intercepted Craig Morton on the Dallas 33 and returned it to the three-yard line. Tom Nowatzke scored and it was 13-13. Mike Curtis intercepted another Morton pass on the Dallas 41 in the final minute and ran it back to the 28-yard line. The Colts stopped the clock with nine seconds left and O'Brien made history. Morton's desperation pass on the final play of the game was intercepted by Jerry Logan.

	1	2	3	4	F
Baltimore (AFC)	0	6	0	10	16
Dallas (NFC)	3	10	0	0	13



Jim O'Brien splits the uprights with five seconds remaining to seal the Colts' first Super Bowl victory.

AFC DIVISIONAL – DEC. 26, 1971 CLEVELAND STADIUM

BALTIMORE 20, CLEVELAND 3 – Attendance 74,082. Don Nottingham, playing for the injured Norm Bulaich, scored two touchdowns and rushed for 92 yards, while Baltimore's strong defense dominated play in a 20-3 victory over the Browns. Jim O'Brien added two field goals for the Colts and Don Cockroft, who had two kicks blocked by Bubba Smith, produced Cleveland's only points. Rick Volk intercepted two of Bill Nelsen's passes and Charlie Stukes picked off a third. John Unitas blended the strong running of Nottingham with passes to his favorite target, tight end Tom Mitchell, who caught five balls for 73 yards.

	1	2	3	4	F
Baltimore	0	14	3	3	20
Cleveland	0	0	3	0	3

AFC CHAMPIONSHIP – JAN. 2, 1972 MIAMI ORANGE BOWL

MIAMI 21, BALTIMORE 0 – Attendance 75,629. The Colts, despite playing without starting running backs Norm Bulaich and Tom Matte, compiled 302 yards to Miami's 286, but were damaged by the Dolphins' big plays – Bob Griese's 75-yard touchdown pass to Paul Warfield in the first period and Dick Anderson's 62-yard interception return for a touchdown in the third quarter. Larry Csonka carried five yards for a fourth quarter touchdown for Miami. John Unitas completed 20-of-36 passes for 224 yards, but the Colts were shutout for the first time since Dec. 5, 1965.

HISTORY



	1	2	3	4	F
Baltimore	0	0	0	0	0
Miami	0	7	7	7	21

AFC DIVISIONAL – DEC. 27, 1975 THREE RIVERS STADIUM

PITTSBURGH 28, BALTIMORE 10 – Attendance 49,053. The Colts kept the game close with the defending Super Bowl champions until the final period, even without the services of starting quarterback Bert Jones. Jones sustained a severe bruise to his throwing arm on the first offensive series and was unable to return until the fourth quarter. Backup Marty Domres generated a second quarter score with a five-yard touchdown toss to Glenn Doughty. The Colts trailed 14-10 after three quarters before Pittsburgh's Terry Bradshaw scored on a two-yard run midway through the final period. Andy Russell iced the victory in the final two minutes when he returned a Jones fumble 93 yards.

	1	2	3	4	F
Baltimore	0	7	3	0	10
Pittsburgh	7	0	7	14	28

AFC DIVISIONAL – DEC. 19, 1976 BALTIMORE MEMORIAL STADIUM

PITTSBURGH 40, BALTIMORE 14 – Attendance 60,020. The Colts were playing "catch-up" ball all afternoon as the Steelers struck early and often. On the third play of the game, Pittsburgh stunned the Colts defense with a 76-yard touchdown bomb from Terry Bradshaw to Frank Lewis. Baltimore countered with a first quarter Bert Jones touchdown pass to Roger Carr covering 17 yards, but it would be the Colts' only score until the final period. A 60-yard kickoff return by Theo Bell and a 50-yard Franco Harris run were key plays in building the Steelers' 26-7 halftime lead. The Pittsburgh offense amassed 526 total yards as Bradshaw threw for 264 and Harris picked up 132 on the ground.

	1	2	3	4	F
Pittsburgh	9	17	0	14	40
Baltimore	7	0	0	7	14

AFC DIVISIONAL – DEC. 24, 1977 BALTIMORE MEMORIAL STADIUM

OAKLAND 37, BALTIMORE 31 – Attendance 60,763. In one of the longest football games ever played, the Colts and Raiders needed six quarters to decide their AFC playoff game. An Errol Mann 22-yard field goal with only 26 seconds left in regulation tied the game at 31. After a scoreless fifth quarter, Oakland ended the game when Ken Stabler hit Dave Casper for a 10-yard score. The lead changed hands nine times throughout the game. The Colts had some outstanding individual efforts in all facets of the game. Ron Lee came off the bench to rush for 46 yards and two touchdowns on 11 carries. Bruce Laird intercepted two passes and returned one 61 yards for a touchdown. Marshall Johnson raced 87 yards on a kickoff for a score.

	1	2	3	4	OT	OT	F
Oakland	7	0	14	10	0	6	37
Baltimore	0	10	7	14	0	0	31

AFC PLAYOFF – JAN. 9, 1988 CLEVELAND STADIUM

CLEVELAND 38, INDIANAPOLIS 21 – Attendance 79,838. In the team's first playoff game as a franchise in Indianapolis, the Colts and Browns traded first half touchdowns before Cleveland seized control with 17 unanswered second half points on the way to a 38-21 win. Cleveland held a slight edge (404-315) in net yards and held running back Eric Dickerson to 50 yards on 15 carries. Bernie Kosar was 20-of-31 for 229 yards and three scores, while Jack Trudeau hit 21-of-33 tosses for 251 yards and two touchdowns.

	1	2	3	4	F
Indianapolis	7	7	0	7	21
Cleveland	7	7	7	17	38

AFC WILD CARD – DEC. 31, 1995 SAN DIEGO JACK MURPHY STADIUM

INDIANAPOLIS 35, SAN DIEGO 20 – Attendance 61,182. The Colts posted their first playoff win since 1971 as Jim Harbaugh tossed two scoring passes and ran for a touchdown, while rookie Zack Crockett set a club playoff rushing mark with 147 yards on 13 carries. The Colts made the sixth lead change of the game stand when Harbaugh hit Sean Dawkins on a 42-yard touchdown pass late in the third quarter. Crockett, who tallied a 33-yard touchdown first half rush, burst for a 66-yard touchdown dash in the final quarter to decide the outcome. The Colts intercepted Stan Humphries four times. Crockett was one-of-12 Colts not born when the team last won a playoff game.

	1	2	3	4	F
Indianapolis	0	14	7	14	35
San Diego	3	7	7	3	20



Zach Crockett set the club's single-game playoff rushing record with 147 yards against San Diego.

AFC DIVISIONAL – JAN. 7, 1996 ARROWHEAD STADIUM

INDIANAPOLIS 10, KANSAS CITY 7 – Attendance 77,594. The Colts topped the AFC top-seeded Chiefs, 10-7, when Lin Elliott's 42-yard field goal was wide left with 37 seconds remaining. Jim Harbaugh guided the club on a marathon 18-play, 77-yard second quarter march to tie the contest with a five-yard touchdown toss to Floyd Turner. The Colts pirated three Kansas City passes, one by Ashley Ambrose that set up a 30-yard Cary Blanchard third quarter field goal. Fourth quarter interceptions by Quentin Coryatt and Eugene Daniel helped spoil the Chiefs' 8-0 home mark. The game was played in 11 degree weather with a wind chill of -9 degrees. The win tied Ted Marchibroda with Don Shula as the then winningest head coach in club history.

HISTORY



	1	2	3	4	F
Indianapolis	0	7	3	0	10
Kansas City	7	0	0	0	7

AFC CHAMPIONSHIP – JAN. 14, 1996 THREE RIVERS STADIUM

PITTSBURGH 20, INDIANAPOLIS 16 – Attendance 61,062. In one of the most compelling AFC Championship Games, the Colts title bid ended when a Jim Harbaugh desperation end zone pass at the gun eluded the grasp of Aaron Bailey. The game stood 13-9 in Pittsburgh's favor in the final quarter when Harbaugh hit Floyd Turner on a 47-yard touchdown strike with 8:46 to go. Unable to run out the clock, the Colts punted to Pittsburgh with 3:03 remaining. Neil O'Donnell teamed with Ernie Mills on a 37-yard pass to the Colts one-yard line, where Bam Morris eventually scored with 1:34 left. Harbaugh marched the Colts from their 15-yard line to the Steelers 29 with five seconds left before his final pass fell incomplete.

	1	2	3	4	F
Indianapolis	3	3	3	7	16
Pittsburgh	3	7	3	7	20

AFC WILD CARD – DEC. 29, 1996 THREE RIVERS STADIUM

PITTSBURGH 42, INDIANAPOLIS 14 – Attendance 58,078. Pittsburgh rushed for 231 yards and five touchdowns to eliminate the Colts from the playoffs, 42-14. Eugene Daniel's 59-yard interception return for a touchdown and Aaron Bailey's nine-yard touchdown reception from Jim Harbaugh (12-32-134, 1 TD/1 INT) gave the Colts a 14-13 halftime lead. Pittsburgh exploited Indianapolis on the ground, rolling to a 190-yard advantage. The game turned in the third quarter with a 91-yard touchdown drive by Pittsburgh. The Steelers tallied 21 points in the final quarter. It was the first time the Colts made the playoffs in consecutive seasons since 1975-77.

	1	2	3	4	F
Indianapolis	0	14	0	0	14
Pittsburgh	10	3	8	21	42

AFC DIVISIONAL – JAN. 16, 2000 RCA DOME

TENNESSEE 19, INDIANAPOLIS 16 – Attendance 57,097. A 9-6 field goal struggle through 30 minutes turned to Tennessee's advantage early in the third quarter on Eddie George's (26-162, 1 TD) 68-yard touchdown rush. The Titans pushed the count to 19-9 on four Al Del Greco field goals, while the Colts were held in check on offense. Peyton Manning (19-42-227) scored on a 15-yard touchdown rush with 1:51 left, but the Colts could threaten no further. The Colts were out-rushed 197-78, and Manning was under pass rush pressure throughout the game. This was the club's first playoff game as hosts since 1977.

	1	2	3	4	F
Tennessee	0	6	7	6	19
Indianapolis	3	6	0	7	16

AFC WILD CARD – DEC. 30, 2000 PRO PLAYER STADIUM

MIAMI 23, INDIANAPOLIS 17 – Attendance 73,193. Indianapolis surrendered a 14-0 lead in dropping a 23-17 overtime decision at Miami. Mike Vanderjagt hit field goals of 32, 26 and 50 yards, but missed from 49 yards 5:44 into

overtime. Peyton Manning was 17-32-194, 1 TD and Edgerrin James was 21-107 rushing, but the Colts defense yielded 258 rushing yards. Lamar Smith's (40-209, 2 TDs) 17-yard touchdown rush 11:26 into overtime decided the contest.

	1	2	3	4	OT	F
Indianapolis	3	11	0	3	0	17
Miami	0	0	7	10	6	23

AFC WILD CARD – JAN. 4, 2003 GIANTS STADIUM

NEW YORK JETS 41, INDIANAPOLIS 0 – Attendance 78,524. The Jets bolted to a 24-0 halftime lead and added 17 second half points to post a 41-0 win. Chad Pennington (19-25-222, 3 TDs) threw for three scoring passes, while LaMont Jordan was 20-102, 2 TDs. Peyton Manning was 14-31-137, 2 INTs, while the Colts rushed 14-52. Marvin Harrison was 4-47 receiving.

	1	2	3	4	F
Indianapolis	0	0	0	0	0
New York	7	17	10	7	41

AFC WILD CARD – JAN. 4, 2004 RCA DOME

INDIANAPOLIS 41, DENVER 10 – Attendance 56,586. The Colts scored on their first seven possessions behind Peyton Manning (22-26-377, 5 TDs) to post the franchise's first home playoff win since 1971. Manning set the club playoff record for touchdown passes. He teamed with Marvin Harrison (46t, 23t) and Brandon Stokley (31t, 87t) on scoring plays. The Colts scored 31 first half points to spur the win.

	1	2	3	4	F
Denver	3	0	0	7	10
Indianapolis	14	17	10	0	41



Peyton Manning set the team's single-game playoff record with five touchdown passes against Denver.

AFC DIVISIONAL – JAN. 11, 2004 ARROWHEAD STADIUM

INDIANAPOLIS 38, KANSAS CITY 31 – Attendance 79,159. Indianapolis scored on six-of-eight possessions to defeat Kansas City. Peyton Manning was 22-30-304, 3 TDs, while Edgerrin James was 26-125, 2 TDs rushing (11t, 1t). The Colts led the entire contest, amassing 31 of their points in the first three quarters. Indianapolis netted 434 yards of offense and did not punt for the second consecutive playoff game. Marvin Harrison (6-98), Reggie Wayne (6-83, 1 TD; 19t) and Brandon

HISTORY



Stokley (4-57, 1 TD; 29t) had big days. Priest Holmes rushed 24 times for 176 yards with two rushing touchdowns for the Chiefs.

	1	2	3	4	F
Indianapolis	14	7	10	7	38
Kansas City	3	7	14	7	31

AFC CHAMPIONSHIP – JAN. 18, 2004 GILLETTE STADIUM

NEW ENGLAND 24, INDIANAPOLIS 14 – Attendance 68,436. New England opened up a 15-0 halftime lead in topping the Colts in the conference title bout. Adam Vinatieri booted field goals of 31, 25, 27, 21 and 34 yards to help provide the difference. Edgerrin James' two-yard touchdown run in the third quarter brought the Colts within eight points. Indianapolis scored on a seven-yard Marcus Pollard reception with 2:27 left, but one final Colts possession failed. New England sacked Peyton Manning four times and intercepted four passes in a contest played in snowy conditions and 32 degree weather.

	1	2	3	4	F
Indianapolis	0	0	7	7	14
New England	7	8	6	3	24

AFC WILD CARD – JAN. 9, 2005 RCA DOME

INDIANAPOLIS 49, DENVER 24 – Attendance 56,609. The Colts took a 35-3 halftime lead in beating Denver, 49-24. Peyton Manning (27-33-458, 4 TDs/1 INT), passed for 361 yards and three scores in the first half, while Reggie Wayne (10-221, 2 TDs; 35t, 43t) set the club's single-game playoff mark for reception yards. Indianapolis produced 396 of its 530 net yards in the opening half. Manning and Edgerrin James (18-63, 1 TD) had two of the club's three rushing touchdowns. The Colts 49 points established a club playoff record.

	1	2	3	4	F
Denver	0	3	14	7	24
Indianapolis	14	21	0	14	49

AFC DIVISIONAL – JAN. 16, 2005 GILLETTE STADIUM

NEW ENGLAND 20, INDIANAPOLIS 3 – Attendance 68,756. Controlling the ball for 37:43 of the contest, including 21 of the game's final 30 minutes, New England posted a 20-3 victory over the Colts. The Patriots gained a 6-3 halftime lead as Adam Vinatieri (24, 31) and Mike Vanderjagt (23) had second quarter field goals. Tom Brady (18-27-144, 1 TD) later guided 87- and 94-yard touchdown drives, aided by Corey Dillon (23-144). The Patriots defense forced three turnovers and limited the Colts to 46 rushing yards. Peyton Manning was 27-42-238, 1 INT, but New England amassed 210 rushing yards.

	1	2	3	4	F
Indianapolis	0	3	0	0	3
New England	0	6	7	7	20

AFC DIVISIONAL – JAN. 15, 2006 RCA DOME

PITTSBURGH 21, INDIANAPOLIS 18 – Attendance 57,449. Pittsburgh assumed a 7-0 lead on its first possession and grew the lead to 21-3 entering the fourth quarter, then withstood a late Colts charge to win 21-18. Indianapolis overcame a sluggish start

to have a final chance to force overtime as Peyton Manning (22-38-290, 1 TD) marched the Colts back into contention. Manning hit Dallas Clark on a 50-yard touchdown pass early in the final period, then Edgerrin James tallied on a three-yard touchdown rush with 4:24 left to mount the charge. Nick Harper returned a late fumble 35 yards to give the Colts one final chance. The club moved to the Pittsburgh 28-yard line, but Mike Vanderjagt was wide right with a 46-yard field goal with 17 seconds remaining.

	1	2	3	4	F
Pittsburgh	14	0	7	0	21
Indianapolis	0	3	0	15	18

AFC WILD CARD – JAN. 6, 2007 RCA DOME

INDIANAPOLIS 23, KANSAS CITY 8 – Attendance 57,215. Indianapolis scored the initial 16 points and held Kansas City without a first down for the game's opening 42 minutes in posting a 23-8 win. Adam Vinatieri (48, 19, 50) hit three field goals and Joseph Addai (25-122, 1 TD) tallied on a six-yard touchdown burst before Peyton Manning (30-38-268, 1 TD/3 INTs) hit Reggie Wayne on a five-yard touchdown strike early in the fourth quarter. Indianapolis produced 4.0 sacks and three takeaways, while allowing 44 yards on 17 rushes. Indianapolis outgained Kansas City, 435-126, including 188-44 on the ground, marking the fewest net yards and rushing yards allowed in club playoff history.

	1	2	3	4	F
Kansas City	0	0	8	0	8
Indianapolis	6	3	7	7	23

AFC DIVISIONAL – JAN. 13, 2007 M&T BANK STADIUM

INDIANAPOLIS 15, BALTIMORE 6 – Attendance 71,162. Adam Vinatieri's five field goals (23, 42, 51, 38, 35) helped produce a 15-6 win at Baltimore. The Colts scored seven minutes into the game and moved to a 9-3 halftime lead in a contest they never trailed. Vinatieri's final field goal with 23 seconds remaining sealed the win, set a club playoff record and tied the league mark he already shared with six other kickers. Peyton Manning was 15-30-170, 2 INTs. Indianapolis had 100 rushing yards, while the Ravens amassed 83. A resilient Colts defense produced 2.0 sacks and four takeaways.

	1	2	3	4	F
Indianapolis	6	3	3	3	15
Baltimore	0	3	0	3	6

AFC CHAMPIONSHIP – JAN. 21, 2007 RCA DOME

INDIANAPOLIS 38, NEW ENGLAND 34 – Attendance 57,433. Erasing an 18-point deficit with a 32-point second half flurry, the Colts captured the AFC Championship, 38-34, over New England. Peyton Manning (27-47-349, 1 TD/INT) scored on a one-yard touchdown rush, tossed a one-yard touchdown pass and guided the club to 17 fourth quarter points. Indianapolis had 455 net yards, with second half scoring drives of 76, 76, 67, 59 and 80 yards. Joseph Addai's three-yard touchdown rush with 1:00 left was the winning score. Adam Vinatieri hit field goals of 42, 26 and 36 yards, while Jeff Saturday (fumble recovery) and Dan Klecko (one-yard touchdown reception) scored touchdowns. New England bolted to a 21-3 lead before the Colts produced the largest championship game comeback in

HISTORY



NFL Super Bowl-era history. Indianapolis knotted the contest at 21-21, 28-28 and 31-31 during the comeback.

	1	2	3	4	F
New England	7	14	7	6	34
Indianapolis	3	3	15	17	38



The Colts produced the largest championship game comeback in NFL Super Bowl era history with a 38-34 win against New England.

SUPER BOWL XLII – FEB. 4, 2007 DOLPHIN STADIUM

INDIANAPOLIS 29, CHICAGO 17 – Attendance 74,512. The Colts earned a fourth World Championship in besting Chicago in Super Bowl XLII, 29-17. The Colts overcame a 14-6 second quarter deficit. Led by Peyton Manning (25-38-247, 1 TD/INT), a rushing attack that produced 191 yards and a defense that surrendered only 11 first downs and 265 net yards while producing five turnovers, the Colts outscored the Bears 23-3 over the game's final 41 minutes. Manning hit Reggie Wayne (2-61, 1 TD; 53t) for the club's first score. Dominic Rhodes tallied a one-yard touchdown rush in the second quarter, and Indianapolis did not relinquish the lead. Adam Vinatieri added field goals of 29, 24 and 20 yards, then Kelvin Hayden's 56-yard touchdown interception return early in the fourth quarter provided the final points. Manning earned Most Valuable Player honors, becoming the first Colts Super Bowl MVP. Addai (10-66) set a then Super Bowl reception mark for a running back.

	1	2	3	4	F
Indianapolis	6	10	6	7	29
Chicago	14	0	3	0	17



The Colts defeated Chicago in Super Bowl XLII for the team's fourth World Championship.

AFC DIVISIONAL – JAN. 13, 2008 RCA DOME

SAN DIEGO 28, INDIANAPOLIS 24 – Attendance 56,950. In a contest featuring six lead changes, San Diego took a 28-24 Divisional Playoff victory over Indianapolis. The Chargers were directed by Philip Rivers (14-19-264, 3 TDs/1 INT) for the first three quarters and by Billy Volek (3-4-48/3-(-1), 1 TD rushing) for the final quarter. Volek's score proved to be the decisive tally. Peyton Manning was 33-48-402, 3 TDs/2 INTs, teaming on scoring plays with Reggie Wayne (7-76, 1 TD; 9t), Anthony Gonzalez (4-79, 1 TD; 55t) and Dallas Clark (6-95, 1 TD; 25t). Indianapolis suffered turnovers at the San Diego 22-, 11- and two-yard lines, and failed to convert a possession inside the 10 in the final three minutes.

	1	2	3	4	F
San Diego	0	7	14	7	28
Indianapolis	7	3	7	7	24

AFC WILD CARD – JAN. 3, 2009 QUALCOMM STADIUM

SAN DIEGO 23, INDIANAPOLIS 17 – Attendance 68,082. San Diego tied the contest on a 26-yard field goal in the final minute of regulation, then scored on an overtime-opening possession to top Indianapolis, 23-17. Darren Sproles produced 328 total yards (23-105, 2 TDs rushing; 9t, 22t/5-45 receiving/4-106 KOR/3-72 PR), and his second rushing touchdown settled the outcome. Peyton Manning was 25-42-310, 1 TD, combining with Dallas Clark (7-33), Anthony Gonzalez (6-97) and Reggie Wayne (4-129, 1 TD; 72t) to help keep the Colts in the hunt. Mike Scifres was 6-52.7, (six inside the 20) for the Chargers. Two first half boots pinned the Colts deep and resulted in short touchdown drives. His final kick to the Colts one in the last three minutes set the stage for the tying score. Manning joined quarterbacks Brett Favre, Dan Marino, John Elway and Joe Montana as the only players with 40,000-plus regular-season and 4,000-plus playoff passing yards.

	1	2	3	4	OT	F
Indianapolis	7	3	7	0	0	17
San Diego	0	14	0	3	6	23

AFC DIVISIONAL – JAN. 16, 2010 LUCAS OIL STADIUM

INDIANAPOLIS 20, BALTIMORE 3 – Attendance 67,535. Breaking a 3-3 tie with 14 points in the final two minutes of the second quarter, Indianapolis produced a 20-3 victory over Baltimore. The Colts and Ravens traded field goals on their first possessions in a game where touchdowns were a premium. Peyton Manning was 30-44-246, 2 TDs/1 INT, teaming with Austin Collie (4-52, 1 TD; 10t) and Reggie Wayne (8-63, 1 TD; 3t) for the scores that gave the Colts a cushion. Collie's score broke the tie, while Wayne's scoring reception came with three seconds left in the first half as the Colts built a 17-3 lead. Matt Stover opened the game with a 44-yard field goal, and his 33-yard boot early in the fourth quarter provided the final points. Indianapolis forced four takeaways in the second half to earn the win. Reggie Wayne became the 11th player with 1,000-plus playoff receiving yards. Indianapolis limited the potent Baltimore rushing attack to 87 yards. The attendance of 67,535 set a franchise record.

	1	2	3	4	F
Baltimore	3	0	0	0	3
Indianapolis	3	14	0	3	20

HISTORY



AFC CHAMPIONSHIP – JAN. 24, 2010 LUCAS OIL STADIUM

INDIANAPOLIS 30, NEW YORK JETS 17 – Attendance 67,650. Erasing an 11-point second quarter deficit by scoring the game's final 24 points, Indianapolis earned a 30-17 victory over the New York Jets in the AFC Championship Game. The Jets bolted to a 17-6 lead, but the Colts cut it to 17-13 just prior to the half. Indianapolis then tallied 17 second half points to produce the victory. Peyton Manning was 26-39-377, 3 TDs, teaming with Pierre Garcon (11-151, 1 TD; 4t) and Austin Collie (7-123, 1 TD; 16t) on the majority of his completions. Dallas Clark (4-35, 1 TD) tallied a 15-yard touchdown reception midway through the fourth quarter to give the club a 10-point lead, and the final of three Matt Stover fields goals (25, 19, 21) with 2:29 to play marked the game's final points. Manning produced his seventh career 300-plus passing playoff game. This marked the fourth time the club had two 100-plus receivers in a playoff game. Jim Caldwell became the fifth rookie head coach to reach the Super Bowl. The attendance of 67,650 set a franchise record. The Colts qualified for their fourth Super Bowl (III, V, XLI, XLIV), with all four of those contests played in Miami.

	1	2	3	4	F
New York	0	17	0	0	17
Indianapolis	0	13	7	10	30

SUPER BOWL XLIV – FEB. 7, 2010 SUN LIFE STADIUM

NEW ORLEANS 31, INDIANAPOLIS 17 – Attendance 74,059. Scoring the first 10 points of the game and with a chance to tie matters in the waning minutes, Indianapolis fell to New Orleans in Super Bowl XLIV, 31-17, at Sun Life Stadium in Miami Gardens, Fla. The Colts bolted to a 10-0 first quarter advantage on 53- and 96-yard scoring drives, the second one ending on a 19-yard touchdown pass from Peyton Manning (31-45-333, 1 TD/INT) to Pierre Garcon (5-66, 1 TD). New Orleans cut the halftime deficit with two second quarter field goals by Garrett Hartley (46, 44, 47), with the 44-yarder coming at the gun. After recovering a second half-opening outside kick, Drew Brees (32-39-288, 2 TDs) hit Pierre Thomas on a 16-yard touchdown pass for a 13-10 Saints lead. Joseph Addai (13-77, 1 TD) tallied on a four-yard touchdown rush as the Colts took a 17-13 lead midway through the third quarter. Hartley's third boot later in the quarter cut the margin to 17-16. Brees hit Jeremy Shockey on a two-yard touchdown pass, and his two-point pass to Lance Moore with 5:42 left in the game gave New Orleans a 24-17 lead. A final Colts chance to square the title contest ended with Tracy Porter's 74-yard interception return for a touchdown with 3:12 left. Manning recorded his eighth career 300-plus passing postseason game. Super Bowl XLIV generated an average of 106.5 million viewers to become the most watched program in United States history. The contest was seen by an estimated 153.4 million viewers.

	1	2	3	4	F
New Orleans	0	6	10	15	31
Indianapolis	10	0	7	0	17

AFC WILD CARD – JAN. 8, 2011 LUCAS OIL STADIUM

NEW YORK JETS 17, INDIANAPOLIS 16 – Attendance 65,332. A low-scoring, seesaw battle was settled at the final gun as Nick Folk booted a 32-yard field goal as the New York Jets topped the Colts, 17-16. Indianapolis earned 7-0, 10-7 and 16-14 leads, with the final one coming with 53 seconds remaining on Adam Vinatieri's 50-yard field goal. Peyton Manning was 18-26-225 passing, finding Pierre Garcon (5-112, 1 TD; 57t) for the first score. LaDainian Tomlinson (16-82, 2 TDs) had two second half one-yard touchdown rushes, tying the contest, then giving New York a 14-10 lead with 9:59 left. Vinatieri hit two other field goals (47, 32) and cut the deficit to 14-13 with 4:37 to go. The Jets rushed 38-169, while the Colts were 27-93.

	1	2	3	4	F
New York	0	0	7	10	17
Indianapolis	0	7	3	6	16

AFC WILD CARD – JAN. 6, 2013 M&T BANK STADIUM

BALTIMORE 24, INDIANAPOLIS 9 – Attendance 71,379. The Colts fell to the Baltimore Ravens by a 24-9 margin in an AFC Wild Card playoff meeting at M&T Bank Stadium. Andrew Luck completed 28-of-54 passes for 288 yards and set an NFL record for passing attempts (54) by a rookie in a single postseason game. Reggie Wayne led the team in receiving with nine catches for 114 yards. With nine catches, he improved to second all-time in postseason career receptions (92) and fourth in postseason career receiving yards (1,242). The Colts kept the game close at halftime as two Adam Vinatieri field goals cut Baltimore's lead to 10-6. Big plays held the Ravens momentum in the second half, however, as Dennis Pitta and Anquan Boldin recorded touchdown receptions of 20 and 18 yards, respectively. Boldin led both teams in receiving with 145 yards while Bernard Pierce logged 103 rushing yards. Defensively for the Colts, Robert Mathis notched sack number 4.5 in his postseason career, while contributing with seven tackles.

	1	2	3	4	F
Indianapolis	0	6	3	0	9
Baltimore	0	10	7	7	24

AFC WILD CARD – JAN. 4, 2014 LUCAS OIL STADIUM

INDIANAPOLIS 45, KANSAS CITY 44 – Attendance 63,551. After falling behind by 28 points in the second half of play, the Colts recorded the second-largest comeback in NFL postseason history, completing a 45-44 victory against Kansas City in a Wild Card meeting. The two teams combined for 1,049 net yards, which set a new NFL postseason mark while the 536 net yards from the Colts set a franchise postseason record. Quarterback Andrew Luck threw for 443 yards and four touchdowns in the win. Down 28 points, Luck rallied Indianapolis to three touchdowns in a nine-minute span in the third quarter to bring the team within 10 points of the Chiefs lead. Luck then recovered a fumble for a five-yard touchdown prior to finding wide receiver T.Y. Hilton for the 64-yard game-winning touchdown with 4:21 remaining in the fourth quarter. Luck's passing yardage and touchdown total both rank as the second-highest marks in franchise postseason history. Wide receiver T.Y. Hilton tallied a



career-day with 13 catches for 224 yards and two touchdowns. His 13 catches tied for the second-most in an NFL postseason game and his 224 yards ranked as the third-most in league postseason annals. Running back Donald Brown contributed with a rushing and receiving touchdown and became the first Colts player with a rushing and receiving score in a playoff game in the Super Bowl era. Defensively, Robert Mathis contributed with a sack-forced fumble to go along with three tackles.

	1	2	3	4	F
Kansas City	10	21	10	3	44
Indianapolis	7	3	21	14	45



Quarterback Andrew Luck led the Colts to the second-largest comeback in NFL postseason history with a Wild Card victory against Kansas City.

AFC DIVISIONAL – JAN. 11, 2014 GILLETTE STADIUM

NEW ENGLAND 43, INDIANAPOLIS 22 – Attendance 68,756. Indianapolis' 2013 season came to a close after the Colts fell to the New England Patriots in an AFC Divisional Playoff meeting, 43-22. The Patriots jumped out to an early 14-0 lead after LeGarrette Blount found the end zone on back-to-back drives. Blount led both teams in rushing with 166 yards and four touchdowns. The Colts found the scoreboard in the first quarter when wide receiver LaVon Brazill hauled in his first of two touchdowns from quarterback Andrew Luck. Following Blount's third score of the game in the second quarter, Indianapolis tallied eight unanswered points on two Adam Vinatieri field goals and a safety. The 21-15 deficit was as close as the Colts would get as Patriots running back Stevan Ridley tallied two rushing touchdowns and Blount added his fourth score of the contest in the second half en route to a 21-point victory. Luck completed 20-of-41 passes for 331 yards, two touchdowns and four interceptions for a 53.0 passer rating. Wide receiver T.Y. Hilton led the team in receiving with four catches for 103 yards and Brazill finished with two receptions for 73 yards and two touchdowns.

	1	2	3	4	F
Indianapolis	7	5	10	0	22
New England	14	7	8	14	43

AFC WILD CARD – JAN. 4, 2015 LUCAS OIL STADIUM

INDIANAPOLIS 26, CINCINNATI 10 – Attendance 63,385. The Colts advanced to the AFC Divisional Playoff round with a 26-10 victory over the Cincinnati Bengals at Lucas Oil Stadium. Following a 13-10 halftime advantage, Indianapolis notched 13 unanswered second half points and the defense held the Bengals to five consecutive three-and-outs. The Colts offense totaled their third-highest single-game postseason net yardage total (482 yards) as Andrew Luck completed 31-of-44 passes for 376 yards and one touchdown for a 104.0 passer rating. Luck gave Indianapolis a 20-10 lead when he found Donte Moncrief for a 36-yard touchdown in the third quarter. Adam Vinatieri contributed with 14 points, which is the third-most by a player in a single postseason game in Colts history. His four field goals made were the second-most by a kicker in Colts postseason history and he set the team record for the longest field goal in a postseason game with his 53-yard conversion in the fourth quarter. Daniel Herron tied the team record for receptions by a running back in a postseason contest (10) while T.Y. Hilton recorded his third career postseason game with 100-plus receiving yards (103). Defensively, Jerrell Freeman led the team in tackles while adding 1.5 sacks and one forced fumble.

	1	2	3	4	F
Cincinnati	7	3	0	0	10
Indianapolis	7	6	10	3	26



The Colts offense posted 482 yards in a win against Cincinnati.

AFC DIVISIONAL – JAN. 11, 2015 SPORTS AUTHORITY FIELD AT MILE HIGH

INDIANAPOLIS 24, DENVER 13 – Attendance 76,867. Indianapolis advanced to the AFC Championship Game following a 24-13 victory over the Denver Broncos at Sports Authority Field at Mile High. The win snapped a three-game playoff road losing streak, which dated back to 2006. Denver scored a touchdown on its opening offensive drive of the game, however the Colts defense countered by holding the Broncos to three punts and one fumble on their next four possessions. Indianapolis posted back-to-back touchdown drives in the second quarter en route to a 14-10 halftime lead. Daniel Herron found the end zone on a six-yard rush followed by Andrew Luck's first touchdown pass of the game to Dwayne Allen (three yards). Luck then opened the third quarter with a 15-yard touchdown pass to Hakeem Nicks, giving the Colts a 21-10 advantage. Indianapolis' defense only allowed one second half field goal and limited Denver to 288 net yards in the victory. Luck finished the game having completed

HISTORY



27-of-43 passes for 265 yards, two touchdowns and two interceptions for a 76.2 passer rating. Herron led the team with 23 carries for 63 yards while adding eight receptions for 32 yards. Defensively, Vontae Davis contributed a postseason career-high five passes defended.

	1	2	3	4	F
Indianapolis	0	14	7	3	24
Denver	7	3	0	3	13

AFC CHAMPIONSHIP – JAN. 18, 2015 GILLETTE STADIUM

NEW ENGLAND 45, INDIANAPOLIS 7 – Attendance 68,756. Indianapolis' season came to an end in the AFC Championship Game following a 45-7 defeat against the New England Patriots at Gillette Stadium. The Patriots took a 14-0 lead in the first quarter scoring touchdowns on their second and third possessions of the game. Following a D'Qwell Jackson interception, the Colts drove 73 yards in 10 plays and cut the score to 14-7 after a Zurlon Tipton one-yard touchdown run. That's as close as Indianapolis would get as the defense surrendered four consecutive touchdown drives in the second half, two of which were capped by running back LeGarrette Blount. Blount finished the game with 148 rushing yards and three touchdowns. For the Colts, Andrew Luck completed 12-of-33 passes for 126 yards, no touchdowns and two interceptions. Daniel Herron led the team with 10 rushes for 51 yards (5.1 avg.) with a long rush of 17 yards. He added two receptions for 11 yards. In three postseason contests in 2015, he totaled 20 receptions which ranks as the fourth-most catches by a Colt in a single postseason in franchise history. Following his lone extra point of the game, Adam Vinatieri set a then NFL record with his 30th career postseason game played surpassing Jerry Rice's mark of 29 games.

	1	2	3	4	F
Indianapolis	0	7	0	0	7
New England	14	3	21	7	45

AFC WILD CARD – JAN. 5, 2019 NRG STADIUM

INDIANAPOLIS 21, HOUSTON 7 – Attendance 71,798. The Colts won their Wild Card Playoff meeting against the Houston Texans, 21-7, at NRG Stadium. Indianapolis scored touchdowns on three of its first four possessions of the game to take a 21-0 lead at halftime. Andrew Luck threw touchdown passes to Eric Ebron and Dontrelle Inman while Marlon Mack contributed with a two-yard rushing touchdown. Houston scored the only points of the second half when Keke Coutee found the end zone on a six-yard reception with 10:57 remaining in the fourth quarter. The Texans got the ball back after forcing a Colts punt, but turned the ball over on downs, which clinched the victory for Indianapolis. Luck threw for 222 yards and two touchdowns while Marlon Mack led both teams in rushing with 148 yards and one score on 24 carries. Defensively, Darius Leonard led the team with 13 tackles while Kenny Moore II contributed with one interception and 1.0 sack.

	1	2	3	4	F
Indianapolis	14	7	0	0	21
Houston	0	0	0	7	7

AFC DIVISIONAL – JAN. 12, 2019 ARROWHEAD STADIUM

KANSAS CITY 31, INDIANAPOLIS 13 – Attendance 76,765. The Colts season ended following an AFC Divisional Playoff loss to the Kansas City Chiefs, 31-13, at Arrowhead Stadium. The Chiefs took a 17-0 lead in the second quarter following touchdown runs from Damien Williams and Tyreek Hill and a Harrison Butker 39-yard field goal. Indianapolis got on the board in the second quarter with a blocked punt recovered by Zach Pascal for a touchdown. Chiefs quarterback Patrick Mahomes added a four-yard touchdown run with 1:40 remaining in the second quarter to give Kansas City a 24-7 halftime lead. The teams traded touchdowns in the fourth quarter as Kansas City clinched a 31-13 victory. Andrew Luck threw for 203 yards and one touchdown and T.Y. Hilton caught four passes for 60 yards and one score. Defensively, Darius Leonard led the team with 14 tackles while adding one forced fumble and one fumble recovery.

	1	2	3	4	F
Indianapolis	0	7	0	6	13
Kansas City	14	10	0	7	31



ALL-TIME HONORS

ALL-PRO AND ALL-NFL TEAMS

(**BOLD** designates first-team)

LEGEND:

AP-Associated Press CPFN-College and Pro Football Newsweekley FD-Football Digest FN-Football News
 HOF-Pro Football Hall of Fame NEA-Newspaper Enterprise Association NYN-New York (Daily) News PFW-Pro Football Weekly
 PFWA-Pro Football Writers of Amer. SI-Sports Illustrated SN-Sporting News UPI-United Press International USA-USA Today

1950	
WR-Paul Salata	AP
HB-Billy Stone	AP

1953	
LB-Alex Agase	AP, UPI
OG-Dick Barwegan	AP
C-Brad Ecklund	NYN
HB-Tom Keane	AP, UPI, NYN
OG-Bill Lange	NYN
DB-Bert Rechichar	UPI, NYN, AP
RB-George Taliaferro	AP

1954	
DT-Art Donovan	AP, UPI, NYN, SN
HB-Tom Keane	UPI
DE-Gino Marchetti	AP, UPI
DB-Bert Rechichar	UPI

1955	
RB-Alan Ameche	AP, UPI, SN, NYN, NEA
LB-Joe Campanella	AP
DT-Art Donovan	AP, UPI, NEA, SN, NYN
DT-Tom Finnin	AP
DE-Gino Marchetti	NEA, NYN, AP
DB-Bert Rechichar	NEA, NYN, UPI, AP
QB-George Shaw	AP
C-Dick Szymanski	UPI, NYN, AP

1956	
RB-Alan Ameche	AP, NYN, NEA
DT-Art Donovan	AP, NEA, NYN, UPI
DE-Gino Marchetti	NEA, NYN, AP, UPI
RB-Lenny Moore	NYN

1957	
WR-Raymond Berry	AP
DB-Milt Davis	AP, UPI, NYN
DT-Art Donovan	AP, UPI, NEA, NYN
DE-Gino Marchetti	AP, NEA, UPI, NYN
RB-Lenny Moore	UPI, NEA
TE-Jim Mutscheller	UPI, NEA, NYN
OG-Art Spinney	NYN
QB-John Unitas	NEA, AP, UPI, NYN

1958	
RB-Alan Ameche	AP, UPI, NYN, NEA
WR-Raymond Berry	AP, UPI, NEA, NYN
DT-Art Donovan	NYN, UPI, AP, NEA
DT-Gene Lipscomb	AP, UPI, NEA, NYN
DE-Gino Marchetti	AP, NEA, UPI, NYN
RB-Lenny Moore	AP, UPI, NEA, NYN
DB-Andy Nelson	NYN, AP, UPI, NEA
OT-Jim Parker	AP, UPI, NEA, NYN
LB-Bill Pellington	NEA
OG-Alex Sandusky	UPI
OG-Art Spinney	AP, UPI, NEA
DB-Carl Taseff	AP, UPI
QB-John Unitas	NEA, AP, UPI, NYN

1959	
RB-Alan Ameche	AP, NYN
WR-Raymond Berry	AP, UPI, NEA, NYN
DB-Milt Davis	NEA, UPI, NYN
DT-Gene Lipscomb	AP, UPI, NYN, NEA
DE-Gino Marchetti	AP, NEA, UPI, NYN
RB-Lenny Moore	AP, NEA, NYN, UPI
DB-Andy Nelson	NYN, UPI
OT-Jim Parker	AP, UPI, NEA, NYN
LB-Bill Pellington	NEA
LB-Don Shinnick	UPI
OG-Art Spinney	UPI, NYN, AP, NEA
DB-Carl Taseff	UPI
QB-John Unitas	NEA, AP, UPI, NYN

1960	
WR-Raymond Berry	AP, UPI, NEA, NYN,
DE-Ordell Braase	NYN, UPI
DT-Art Donovan	AP
DT-Gene Lipscomb	NEA, NYN, UPI
DE-Gino Marchetti	AP, NEA, UPI, NYN
RB-Lenny Moore	AP, UPI, NEA, NYN
DB-Andy Nelson	UPI, NEA
C-Buzz Nutter	UPI
OT-Jim Parker	AP, UPI, NEA, NYN
LB-Bill Pellington	NEA, UPI
DB-John Sample	NYN
LB-Don Shinnick	UPI
OG-Art Spinney	NEA, UPI
QB-John Unitas	UPI, NYN, NEA

1961	
WR-Raymond Berry	NEA, UPI
DE-Gino Marchetti	AP, NEA, UPI, NYN
RB-Lenny Moore	AP, UPI, NEA, NYN
OT-Jim Parker	AP, NEA, NYN, UPI
LB-Bill Pellington	NEA

1962	
DB-Bobby Boyd	UPI, NEA
DE-Gino Marchetti	AP, NEA, UPI, FN
DB-Andy Nelson	UPI
OT-Jim Parker	AP, NEA, FN, UPI
LB-Bill Pellington	UPI, NEA
LB-Don Shinnick	UPI

1963	
WR-Raymond Berry	AP, UPI
DB-Bobby Boyd	AP
TE-John Mackey	UPI
DE-Gino Marchetti	NEA, NYN, AP, UPI
OT-Jim Parker	AP, NEA, UPI, NYN
LB-Don Shinnick	AP
C-Dick Szymanski	AP
QB-John Unitas	AP, UPI, NYN, NEA

1964	
WR-Raymond Berry	UPI
DB-Bobby Boyd	AP, UPI, NEA, NYN, FN

HISTORY



1964 (cont)

DE-Ordell Braase	UPI
DB-Jerry Logan	UPI
DE-Gino Marchetti	AP, NEA, UPI, NYN, FN
RB-Lenny Moore	AP, UPI, NEA, NYN, FN
OT-Jim Parker	AP, UPI, NEA, NYN, FN
LB-Bill Pellington	NEA, AP, UPI
OT-George Preas	AP, UPI, NEA
OG-Alex Sandusky	AP, UPI, NEA, NYN
LB-Steve Stonebreaker	UPI, NYN
C-Dick Szymanski	AP, UPI
QB-John Unitas	NEA, AP, UPI, NYN, FN
OT-Bob Vogel	NEA, UPI

1965

WR-Raymond Berry	NEA, AP, NYN
DB-Bobby Boyd	AP, UPI, NEA, NYN, FN
DE-Ordell Braase	NEA, NYN, UPI
LB-Dennis Gaubatz	FN, UPI
TE-John Mackey	AP, UPI
WR-Jimmy Orr	AP, NEA, UPI, NYN
OT-Jim Parker	AP, UPI, NEA, NYN, FN
OG-Alex Sandusky	UPI
LB-Steve Stonebreaker	NYN, UPI, NEA
C-Dick Szymanski	AP, UPI
QB-John Unitas	NEA, AP, UPI, NYN
OT-Bob Vogel	NEA, NYN, AP, UPI

1966

WR-Raymond Berry	UPI
DB-Bobby Boyd	UPI, PFWA, AP, NYN
DE-Ordell Braase	NEA, AP, UPI
TE-John Mackey	AP, UPI, NEA, NYN, PFWA
OT-Jim Parker	NYN, UPI
OT-Bob Vogel	UPI

1967

DB-Bobby Boyd	FN, UPI
DE-Ordell Braase	NYN, AP, UPI, NEA, FN
TE-John Mackey	AP, NEA, NYN, UPI, FN
DT-Fred Miller	NEA
WR-Willie Richardson	AP, UPI, NEA, NYN, NEA
C-Dick Szymanski	FN
QB-John Unitas	NEA, AP, UPI, NYN, FN
OT-Bob Vogel	NEA
DB-Rick Volk	FN

1968

DB-Bobby Boyd	AP, UPI, NYN, FN, PFWA
LB-Mike Curtis	AP, UPI, NYN, FN, PFWA, PFW, NEA
DB-Jerry Logan	PFWA
TE-John Mackey	AP, UPI, NEA, NYN, PFWA, FN, PFW
DT-Fred Miller	UPI, NYN, PFWA
QB-Earl Morrall	AP, UPI, NEA, NYN, FN, PFWA
OG-Glenn Ressler	NYN, FN
WR-Willie Richardson	PFWA
DT-Billy Ray Smith	AP
DE-Bubba Smith	AP, UPI, NYN, PFWA
OT-Bob Vogel	NYN, UPI, FN, PFWA, AP, NEA
DB-Rick Volk	NEA, PFWA, UPI

1969

C-Bill Curry	AP, UPI, PFW
LB-Mike Curtis	NEA, NYN
P-David Lee	HOF, PFWA, NEA, PFW
RB-Tom Matte	NEA, PFW
OT-Bob Vogel	UPI, NYN
DB-Rick Volk	NEA



Jim Parker

1970

P-David Lee	PFWA
DE-Bubba Smith	FN, PFWA

1971

C-Bill Curry	NEA, FN, PFWA
LB-Mike Curtis	FN
LB-Ted Hendricks	AP, NEA, FN, PFWA, PFW
DE-Bubba Smith	FN, AP, NEA, PFWA, PFW
DB-Rick Volk	NEA, PFWA, AP

1972

LB-Ted Hendricks	AP, NEA
------------------	---------

1973

LB-Ted Hendricks	NEA
------------------	-----

1974

LB-Mike Curtis	FN
----------------	-----------

1975

DE-Fred Cook	NYN
DE-John Dutton	AP, FN, PFWA
OT-George Kunz	AP, FN, PFW, PFWA
RB-Lydeell Mitchell	CPFN
LB-Stan White	FN

1976

WR-Roger Carr	NYN, AP, PFWA, NEA
DE-John Dutton	AP, NYN, PFWA
DT-Joe Ehrmann	PFWA
QB-Bert Jones	AP, PFWA, NEA, FN, NYN
OT-George Kunz	PFWA, AP, NEA
K-Toni Linhart	NYN
RB-Lydeell Mitchell	AP, NYN

1977

DT-Mike Barnes	SN, NYN
DB-Lyle Blackwood	AP
QB-Bert Jones	AP, NEA
OT-George Kunz	AP, NEA
RB-Lydeell Mitchell	AP
LB-Stan White	NYN

1983

K-Raul Allegre	FD, NEA
P-Rohn Stark	AP, FD, NEA

HISTORY



1984	
LB-Vernon Maxwell P-Rohn Stark	CPFN NEA, CPFN

1985	
C-Ray Donaldson OT-Chris Hinton P-Rohn Stark	AP NYN , AP, NEA, FD NEA , AP

1986	
C-Ray Donaldson OT-Chris Hinton P-Rohn Stark	AP AP NEA , CPFN, AP

1987	
K-Dean Biasucci LB-Duane Bickett RB-Eric Dickerson	USA , AP, NEA, CPFN, FD USA , AP, NEA AP , PFWA , NEA , SN , CPFN , USA , FD , PFW

C-Ray Donaldson OT-Chris Hinton LB-Cliff Odom OG-Ron Solt	NYN , AP, NEA, FD SN , FD , CPFN CPFN NEA , CPFN , FD , AP
--	---

1988	
K-Dean Biasucci LB-Duane Bickett RB-Eric Dickerson	SN , NYN , AP AP AP , PFWA , NEA , SN , USA , FD , PFW , CPFN

C-Ray Donaldson OT-Chris Hinton	CPFN , NEA, AP NEA, AP
------------------------------------	----------------------------------

1989	
OT-Chris Hinton	AP, NEA

1990	
LB-Jeff Herrod P-Rohn Stark PR-Clarence Verdin	AP NEA, AP PFW , CPFN, AP

1992	
LB-Jeff Herrod P-Rohn Stark PR-Clarence Verdin OT-Will Wolford	AP NEA , CPFN , SN , FD , AP AP AP

1993	
P-Rohn Stark	AP

1994	
DB-Ray Buchanan RB-Marshall Faulk	AP AP, CPFN, FD

1995	
RB-Marshall Faulk QB-Jim Harbaugh	AP FD

1996	
K-Cary Blanchard P-Chris Gardocki	AP , PFW/PFWA , SN , FD , CPFN AP , PFW/PFWA , SN , FD

1998	
RB-Marshall Faulk P-Chris Gardocki	AP, SI, CPFN, FD CPFN

1999	
TE-Ken Dilger OT-Tarik Glenn WR-Marvin Harrison RB-Edgerrin James QB-Peyton Manning ST-Ratcliff Thomas K-Mike Vanderjagt	FD CPFN AP , CPFN , FD , PFW/PFWA , SI , SN AP , CPFN , FD , PFW/PFWA , SN , USA AP, CPFN, FD SI SI , AP, CPFN, FD

2000	
WR-Marvin Harrison RB-Edgerrin James QB-Peyton Manning	CPFN , FD , PFW/PFWA , SI , AP FD , SN , AP, CPFN AP

2001	
WR-Marvin Harrison	CPFN , AP

2002	
WR-Marvin Harrison	AP , CPFN , FD , PFW/PFWA , SI , SN

2003	
DE-Dwight Freeny WR-Marvin Harrison QB-Peyton Manning C-Jeff Saturday K-Mike Vanderjagt	FD , AP SI , SN , AP, FD AP , SN , PFW/PFWA , FD FD AP , PFW/PFWA , SN , FD , SI

2004	
DE-Dwight Freeny WR-Marvin Harrison RB-Edgerrin James QB-Peyton Manning C-Jeff Saturday	AP , PFW/PFWA , CPFN , SI , SN , FD FD , SN , AP, CPFN FD , SI , SN , AP, CPFN AP , SN , PFW/PFWA , FD , SI , CPFN FD

2005	
DE-Dwight Freeny WR-Marvin Harrison LB-Cato June OG-Ryan Lilija QB-Peyton Manning DB-Bob Sanders C-Jeff Saturday	AP , PFW/PFWA , SN AP PFW/PFWA , AP SI AP , SN , PFW/PFWA AP AP

2006	
WR-Marvin Harrison QB-Peyton Manning C-Jeff Saturday WR-Reggie Wayne	AP , PFW/PFWA , SI , SN , USA SI , USA , AP USA , AP USA



Dwight Freeny

HISTORY



2007

DB-Bob Sanders	AP, PFW/PFWA, SI, USA, SN
C-Jeff Saturday	AP, PFW/PFWA, SI, USA
WR-Reggie Wayne	SI, AP

2008

TE-Dallas Clark	SI
QB-Peyton Manning	AP, PFW/PFWA, SI

2009

TE-Dallas Clark	SI, AP, PFW PFWA, SN
DE-Dwight Freeney	AP, PFW/PFWA, SI, SN
QB-Peyton Manning	AP, SN, PFW PFWA, SI
WR-Reggie Wayne	AP

2010

WR-Reggie Wayne	AP, PFW/PFWA
-----------------	---------------------

2013

LB-Robert Mathis	AP, PFW/PFWA, SN
------------------	-----------------------------

2014

K-Adam Vinatieri	AP, PFW/PFWA, SN
P-Pat McAfee	AP, PFW/PFWA

2016

P-Pat McAfee	SN
--------------	-----------

2018

G-Quenton Nelson	AP, SN, PFW/PFWA
LB-Darius Leonard	AP



ALL-CONFERENCE SELECTIONS

1956	
RB-Alan Ameche	SN
DT-Art Donovan	SN
DT-Gino Marchetti	SN

1957	
WR-Raymond Berry	SN
DB-Milt Davis	SN
DT-Art Donovan	SN
DT-Gino Marchetti	SN
RB-Lenny Moore	SN
OT-Jim Parker	SN

1958	
WR-Raymond Berry	SN
DT-Gene Lipscomb	SN
DT-Gino Marchetti	SN
RB-Lenny Moore	SN
LB-Andy Nelson	SN
LB-Bill Pellington	SN
OG-Art Spinney	SN
QB-John Unitas	SN

1959	
WR-Raymond Berry	SN
DT-Gino Marchetti	SN
RB-Lenny Moore	SN
LB-Andy Nelson	SN
OT-Jim Parker	SN
QB-John Unitas	SN

1960	
WR-Raymond Berry	SN
DT-Gene Lipscomb	SN
RB-Lenny Moore	SN
LB-Andy Nelson	SN
OT-Jim Parker	SN
QB-John Unitas	SN

1961	
DT-Gino Marchetti	SN
RB-Lenny Moore	SN
LB-Andy Nelson	SN
OT-Jim Parker	SN

1962	
DT-Gino Marchetti	SN
OT-Jim Parker	SN



Gino Marchetti

1963	
DT-Gino Marchetti	SN

1964	
DT-Gino Marchetti	SN
RB-Lenny Moore	SN
OT-Jim Parker	SN
LB-Bill Pellington	SN
QB-John Unitas	SN

1965	
WR-Jimmy Orr	SN
OT-Jim Parker	SN
LB-Steve Stonebreaker	SN
OT-Bob Vogel	SN

1966	
P-David Lee	SN
TE-John Mackey	SN
OT-Bob Vogel	SN

1967	
DB-Bobby Boyd	SN
TE-John Mackey	SN
WR-Willie Richardson	SN
QB-John Unitas	SN
OT-Bob Vogel	SN

1968	
DB-Bobby Boyd	SN
TE-John Mackey	SN
QB-Earl Morrall	SN
OG-Dan Sullivan	SN
OT-Bob Vogel	SN

1969	
LB-Mike Curtis	SN
P-David Lee	SN
RB-Tom Matte	SN
OT-Bob Vogel	SN

1970	
RB-Norm Bulaich	UPI-2
C-Bill Curry	UPI-HM
LB-Mike Curtis	UPI-2
LB-Ted Hendricks	UPI-HM
WR-Eddie Hinton	UPI-HM
DB-Jerry Logan	AP-1, UPI-1
TE-John Mackey	UPI-HM
DE-Bubba Smith	SN, UPI-1
QB-John Unitas	UPI-2
OT-Bob Vogel	UPI-2
DB-Rick Volk	SN, UPI-HM

1971	
C-Bill Curry	AP, UPI, PFWS, SN
LB-Mike Curtis	UPI-2
LB-Ted Hendricks	AP-1, UPI-1, SN, PFWS
DB-Jerry Logan	SN, UPI-2
LB-Ray May	UPI-HM
DE-Bubba Smith	SN, UPI-1, AP-1, PFWS
DB-Charlie Stukes	UPI-HM
OT-Bob Vogel	UPI-2, PFWS
DB-Rick Volk	AP-1, PFWS, UPI-2
OG-John Williams	UPI-HM

HISTORY



1972

C-Bill Curry UPI-HM
LB-Ted Hendricks AP-1, UPI-1

1973

LB-Ted Hendricks AP-1, UPI-2

1974

LB-Mike Curtis UPI-2

1975

TE-Raymond Chester UPI-HM
DE-Fred Cook NYN
DE-John Dutton AP-1, UPI-2, SN
DT-Joe Ehrmann UPI-HM
QB-Bert Jones UPI-2
OT-George Kunz AP-1, UPI-1, SN, PFW, NYN
RB-Lydell Mitchell UPI-2

1976

WR-Roger Carr AP-1, UPI-2, SN, PFW, NYN
OG-Elmer Collett UPI-HM
DE-Fred Cook UPI-2
DE-John Dutton AP-1, SN, UPI-1, PFW, NYN
DT-Joe Ehrmann UPI-1, NYN
QB-Bert Jones AP-1, UPI-1, NYN
OT-George Kunz AP-1, UPI-1, SN, PFW, NYN
K-Toni Linhart UPI-1, SN, PFW, NYN
RB-Lydell Mitchell AP-1, UPI-1, SN, NYN

1977

DT-Mike Barnes SN, UPI-2
S-Lyle Blackwood UPI-HM
DE-Fred Cook UPI-2, SN
DE-John Dutton UPI-1, PFW
DT-Joe Ehrmann UPI-HM
OT-George Kunz UPI-1, SN, PFW
K-Toni Linhart UPI-2
RB-Lydell Mitchell UPI-1, SN, PFW
LB-Stan White UPI-2

1980

DB-Bruce Laird UPI-HM, PFW, NYN

1982

P-Rohn Stark UPI-2, NYN

1983

K-Raul Allegre UPI-2
OT-Chris Hinton UPI-2, PFW
P-Rohn Stark UPI-2

1984

P-Rohn Stark UPI-2

1985

CB-Eugene Daniel FN
OT-Chris Hinton UPI-1
P-Rohn Stark UPI-1, FN

1986

C-Ray Donaldson UPI-2
OT-Chris Hinton PFW, UPI-1, FN
P-Rohn Stark UPI-1, FN, PFW

1987

K-Dean Biasucci UPI-1, PFW, FN
LB-Duane Bickett UPI-1, PFW, FN
RB-Eric Dickerson UPI-1, PFW, FN
C-Ray Donaldson UPI-2
OT-Chris Hinton UPI-2, PFW
OG-Ron Solt UPI-1, PFW, FN

1988

LB-Duane Bickett UPI-2
RB-Eric Dickerson UPI-1, PFW, FN
C-Ray Donaldson UPI-2, PFW, FN
OT-Chris Hinton UPI-2

1989

C-Ray Donaldson UPI-2, FN
OT-Chris Hinton PFW, UPI-1
P-Rohn Stark FN
PR-Clarence Verdin PFW

1990

LB-Jeff Herrod UPI-2, FN
P-Rohn Stark UPI-1, PFW
PR-Clarence Verdin PFW, UPI-1, FN

1992

TE-Kerry Cash FN
P-Rohn Stark FN, PFW
PR-Clarence Verdin PFW, UPI-1, FN

1994

DB-Ray Buchanan UPI-2
RB-Marshall Faulk UPI-1, PFW, FN

1995

RB-Marshall Faulk UPI-2
QB-Jim Harbaugh UPI-1, PFW, FN



Marshall Faulk

1996

K-Cary Blanchard UPI-1, FN
P-Chris Gardocki UPI-1, FN

1998

RB-Marshall Faulk PFW, FN

1999

OT-Tarik Glenn FN
WR-Marvin Harrison FN, PFW/PFWA
RB-Edgerrin James FN, PFW/PFWA
QB-Peyton Manning FN, PFW/PFWA
K-Mike Vanderjagt FN

HISTORY



2000

WR-Marvin Harrison FN, PFW/PFWA
RB-Edgerrin James FN, PFW/PFWA

2001

WR-Marvin Harrison FN, PFW/PFWA

2002

WR-Marvin Harrison PFW/PFWA

2003

DE-Dwight Freeney PFW/PFWA
WR-Marvin Harrison PFW/PFWA
QB-Peyton Manning PFW/PFWA
K-Mike Vanderjagt PFW/PFWA

2004

DE-Dwight Freeney PFW/PFWA
WR-Marvin Harrison PFW/PFWA
QB-Peyton Manning PFW/PFWA

2005

DE-Dwight Freeney PFW/PFWA
WR-Marvin Harrison PFW/PFWA
RB-Edgerrin James PFW/PFWA
LB-Cato June PFW/PFWA
QB-Peyton Manning PFW/PFWA
S-Bob Sanders PFW/PFWA
C-Jeff Saturday PFW/PFWA

2006

WR-Marvin Harrison PFW/PFWA
QB-Peyton Manning PFW/PFWA
C-Jeff Saturday PFW/PFWA

2007

S-Bob Sanders PFW/PFWA
C-Jeff Saturday PFW/PFWA
WR-Reggie Wayne PFW/PFWA

2008

QB-Peyton Manning PFW/PFWA
DE-Robert Mathis PFW/PFWA

2009

TE-Dallas Clark PFW/PFWA
DE-Dwight Freeney PFW/PFWA
QB-Peyton Manning PFW/PFWA

2010

DE-Dwight Freeney PFW/PFWA
DE-Robert Mathis PFW/PFWA
WR-Reggie Wayne PFW/PFWA

2013

LB-Robert Mathis PFW/PFWA

2014

K-Adam Vinatieri PFW/PFWA
P-Pat McAfee PFW/PFWA

2016

WR-T.Y. Hilton PFW/PFWA
P-Pat McAfee PFW/PFWA

2018

G-Quenton Nelson PFW/PFWA
LB-Darius Leonard PFW/PFWA

NFL ALL-ROOKIE TEAMS

1972 - OT-Tom Drougas (PFW)
1974 - DE-John Dutton (PFWA, UPI, PFW, FD)
DE-Fred Cook (UPI, FD)
1976 - DT-Ken Novak (PFWA)
1979 - DB-Larry Brazier (PFWA)
1980 - WR-Ray Butler (PFWA, UPI, PFW, FD)
1981 - DT-Bubba Green (PFW)
DE-Donnell Thompson (PFWA, UPI, PFW)
1982 - WR-Matt Bouza (FD)
LB-Johnie Cooks (PFWA)
DT-Leo Wisniewski (PFWA, PFW)
P-Rohn Stark (PFWA, PFW, FD)
DB-James Burroughs (FD)
DE-Fletcher Jenkins (PFW)
1983 - OG-Chris Hinton (PFWA, UPI, FD)
LB-Vernon Maxwell (PFWA, UPI, FD)
OT-Jim Mills (UPI)
1984 - OG-Ron Solt (PFWA, UPI, PFW, FD)
DE-Blaise Winter (PFWA, UPI, PFW, FD)
1985 - LB-Duane Bickett (PFWA, UPI, FD)
DB-Anthony Young (UPI)
1986 - WR-Bill Brooks (PFWA, UPI, PFW, FD)
DE-Jon Hand (PFW)
1987 - DB-Freddie Robinson (UPI, PFW, FD)
1988 - LB-O'Brien Alston (PFWA, UPI, PFW, FD)
QB-Chris Chandler (PFWA, UPI, PFW, CPFN, FD)
1989 - WR-Andre Rison (PFWA, UPI, PFW, CPFN, FD)
1990 - QB-Jeff George (PFWA, UPI, PFW, CPFN, FD, FN)
1992 - LB-Quentin Coryatt (PFWA)
DE-Steve Emtman (PFWA, FN)
1993 - DB-Ray Buchanan (FN)
1994 - RB-Marshall Faulk (PFWA, CPFN, FN)

1995 - TE-Ken Dilger (PFWA, FN)
1996 - WR-Marvin Harrison (FN)
1997 - OG-Tarik Glenn (CPFN, PFW/PFWA)
1998 - DL-Larry Chester (PFW/PFWA)
QB-Peyton Manning (CPFN, PFW/PFWA, FN, FD)
OG-Steve McKinney (PFW/PFWA)
WR-Jerome Pathon (CPFN, PFW/PFWA, FN, FD)
K-Mike Vanderjagt (CPFN, PFW/PFWA, FD)
1999 - RB-Edgerrin James (CPFN, FD, FN, PFW/PFWA)
LB-Mike Peterson (FD, FN, PFW/PFWA)
P-Hunter Smith (CPFN, PFW/PFWA)
KR-Terrence Wilkins (FD, FN, PFW/PFWA)
2001 - DB-Ildreos Bashir (PFW/PFWA)
2002 - DE-Dwight Freeney (PFW/PFWA)
2003 - TE-Dallas Clark (FD)
DE-Robert Mathis (FD)
OG-Steve Scullio (FD)
2004 - OG-Jake Scott (FD)
2007 - DT-Ed Johnson (PFW/PFWA)
OT-Tony Ugoh (PFW/PFWA)
2008 - OG-Mike Pollak (PFW/PFWA)
C-Jamey Richard (PFW/PFWA)
2009 - WR-Austin Collie (PFW/PFWA, SN)
DB-Jacob Lacey (PFW/PFWA, SN)
P-Pat McAfee (PFW/PFWA, SN)
2010 - LB-Pat Angerer (PFW/PFWA, SN)
2012 - TE-Dwayne Allen (PFW/PFWA)
WR/PR-T.Y. Hilton (PFW/PFWA)
2017 - P-Rigoberto Sanchez (PFW/PFWA)
2018 - G-Quenton Nelson (PFW/PFWA)
T-Braden Smith (PFW/PFWA)
LB-Darius Leonard (PFW/PFWA)

HISTORY



PRO BOWL COLTS

(Selections by season; *MVP; #Did Not Play)

1953 - Dick Barwegen, Art Donovan, Tom Keane, George Taliaferro	Linhart (2), Lydell Mitchell (3)
1954 - Art Donovan (2), Gino Marchetti, Buddy Young	1979 - Joe Washington
1955 - Alan Ameche, Art Donovan (3), Gino Marchetti (2), Bert Rechichar, Dick Szymanski	1983 - Chris Hinton
1956 - Alan Ameche (2), Art Donovan (4), Gino Marchetti (3), Lenny Moore, Bert Rechichar (2)	1985 - Chris Hinton (2), Rohn Stark
1957 - Alan Ameche (3), Art Donovan (5), Gino Marchetti (4), Jim Mutscheller, Bert Rechichar (3*), John Unitas	1986 - Ray Donaldson, Chris Hinton (3), Rohn Stark (2)
1958 - Alan Ameche (4), Raymond Berry, Don Joyce, Gene Lipscomb, Gino Marchetti (5#), Lenny Moore (2), Jim Parker, John Unitas (2)	1987 - Dean Biasucci, Duane Bickett, Eric Dickerson, Ray Donaldson (2), Chris Hinton (4), Ron Solt
1959 - Raymond Berry (2), Gene Lipscomb (2*), Gino Marchetti (6), Lenny Moore (3), Jim Parker (2), Art Spinney, John Unitas (3*)	1988 - Eric Dickerson (2), Ray Donaldson (3), Chris Hinton (5)
1960 - Raymond Berry (3#), Gino Marchetti (7), Lenny Moore (4), Andy Nelson, Jim Parker (3), Art Spinney (2), John Unitas (4*)	1989 - Eric Dickerson (3), Ray Donaldson (4), Chris Hinton (6)
1961 - Raymond Berry (4), Gino Marchetti (8), Lenny Moore (5), Jim Parker (4), John Unitas (5)	1990 - Rohn Stark (3), Clarence Verdin
1962 - Gino Marchetti (9), Lenny Moore (6), Jim Parker (5), Dick Szymanski (2), John Unitas (6)	1992 - Rohn Stark (4), Clarence Verdin (2)
1963 - Raymond Berry (5), John Mackey, Gino Marchetti (10*), Jim Parker (6), John Unitas (7*)	1994 - Marshall Faulk (*)
1964 - Raymond Berry (6), Bobby Boyd, Gino Marchetti (11), Lenny Moore (7), Jim Parker (7), Dick Szymanski (3), Bob Vogel, John Unitas (8)	1995 - Marshall Faulk (2), Jim Harbaugh, Will Wolford
1965 - Jerry Logan, John Mackey (2), Jimmy Orr, Jim Parker (8), Bob Vogel (2)	1996 - Cary Blanchard, Chris Gardocki
1966 - Ordell Braase, Lenny Lyles, John Mackey (3), John Unitas (9)	1998 - Marshall Faulk (3)
1967 - Ordell Braase (2), John Mackey (4), Fred Miller, Willie Richardson, John Unitas (10), Bob Vogel (3), Rick Volk	1999 - Marvin Harrison, Edgerrin James, Peyton Manning
1968 - Bobby Boyd (2), Mike Curtis, John Mackey (5), Tom Matte, Fred Miller (2), Earl Morrall, Willie Richardson (2), Bob Vogel (4#)	2000 - Marvin Harrison (2), Edgerrin James (2), Peyton Manning (2)
1969 - Tom Matte (2), Fred Miller (3#), Rick Volk (2)	2001 - Ken Dilger, Marvin Harrison (3)
1970 - Mike Curtis (2), Jerry Logan (2), Bubba Smith	2002 - Marvin Harrison (4), Peyton Manning (3)
1971 - Norm Bulaich, Bill Curry, Mike Curtis (3), Ted Hendricks, Jerry Logan (3), Bubba Smith (2), Bob Vogel (5), Rick Volk (3)	2003 - Dwight Freeney, Marvin Harrison (5), Peyton Manning (4), Mike Vanderjagt
1972 - Bill Curry (2), Ted Hendricks (2), Bruce Laird	2004 - Dwight Freeney (2), Tarik Glenn, Marvin Harrison (6), Edgerrin James (3), Peyton Manning (5*)
1973 - Ted Hendricks (3)	2005 - Dwight Freeney (3), Tarik Glenn (2), Marvin Harrison (7), Edgerrin James (4), Cato June, Peyton Manning (6), Bob Sanders, Jeff Saturday
1974 - Mike Curtis (4)	2006 - Tarik Glenn (3), Marvin Harrison (8#), Peyton Manning (7), Jeff Saturday (2), Reggie Wayne
1975 - John Dutton, George Kunz, Lydell Mitchell	2007 - Joseph Addai, Antoine Bethea, Peyton Manning (8), Bob Sanders (2), Jeff Saturday (3), Reggie Wayne (2)
1976 - Roger Carr, John Dutton (2), Bert Jones, George Kunz (2), Toni Linhart, Lydell Mitchell (2)	2008 - Dwight Freeney (4), Peyton Manning (9), Robert Mathis, Reggie Wayne (3)
1977 - Mike Barnes, John Dutton (3), George Kunz (3), Toni	2009 - Antoine Bethea (2#), Dallas Clark (#), Dwight Freeney (5#), Peyton Manning (10#), Robert Mathis (2#), Jeff Saturday (4#), Reggie Wayne (4#)
	2010 - Dwight Freeney (6#), Peyton Manning (11), Robert Mathis (3), Jeff Saturday (5), Reggie Wayne (5)
	2011 - Dwight Freeney (7)
	2012 - Reggie Wayne (6), Robert Mathis (5), Andrew Luck
	2013 - Robert Mathis (6), Andrew Luck (2), Matt Overton
	2014 - Mike Adams, Vontae Davis, T.Y. Hilton, D'Qwell Jackson, Andrew Luck (3), Pat McAfee, Adam Vinatieri (3)
	2015 - Mike Adams (2), Vontae Davis (2), T.Y. Hilton (2)
	2016 - T.Y. Hilton (3), Pat McAfee (2)
	2017 - Jack Doyle, T.Y. Hilton (4)
	2018 - Eric Ebron, Andrew Luck (4), Quenton Nelson

NFL MOST VALUABLE PLAYER AWARDS

QB-John Unitas	NEA (1957,67), UPI (1959,64,67), SN (1959,64,67), AP (1964,67), FN (1964)
QB-Peyton Manning	AP (2003-04,08-09), PF/W/PFWA (2004,08-09)
DE-Gino Marchetti	AP (1958)
RB-Lenny Moore	NEA (1964)
QB-Earl Morrall	AP, UPI, NEA, SN (1968)
QB-Bert Jones	AP, NEA, PFWA, NYN (1976)

HOF SUPER BOWL 50 GOLDEN TEAM

K-Adam Vinatieri

HOF NFL 50TH ANNIVERSARY TEAM

First - TE-John Mackey, DE-Gino Marchetti, QB-John Unitas
Second - WR-Raymond Berry, DT-Art Donovan
Third - RB-Lenny Moore

HOF NFL 75TH ANNIVERSARY TEAM

WR-Raymond Berry, LB-Ted Hendricks, DE-Gino Marchetti, OG-Jim Parker, QB-John Unitas

HOF NFL 1960-84 ALL-STAR TEAM

First-Team - WR-Raymond Berry, DE-Gino Marchetti, OG/T-Jim Parker, QB-John Unitas, HC-Don Shula (tie)
Second-Team - LB-Ted Hendricks, TE-John Mackey

HISTORY



HOF NFL TEAMS OF THE DECADES

1950s - RB-Alan Ameche, G-Dick Barwegan, WR-Raymond Berry, DT-Art Donovan, DE-Gino Marchetti, RB-Lenny Moore, OG/T- Jim Parker
1960s - DB-Bobby Boyd, TE-John Mackey, QB-John Unitas
1970s - LB-Ted Hendricks
1980s - RB-Eric Dickerson

SUPER BOWL SILVER ANNIVERSARY TEAM

LB-Ted Hendricks

NFL EXECUTIVE OF THE YEAR

Joe Thomas - SN (1975), Bill Polian - FD (1999), PFW/PFWA (1999, 2005, 09), SN (1999,09), Ryan Grigson - SN (2012), PFW/PFWA (2012), Chris Ballard - PFW/PFWA (2018)

NFL COACH OF THE YEAR

Weeb Ewbank AP, UPI (1958)
Don Shula UPI (1964), SN (1964, 68), AP (1964, 67-tied, 68), NYN (1964, 67, 68)
Ted Marchibroda AP, PFW, SN, FD, NYN (1975)
Ron Meyer PFWA (1987)
Tony Dungy SN, SI (2005)
Bruce Arians AP (2012)

NFL OFFENSIVE PLAYER OF THE YEAR

QB-Earl Morrall PFW (1968), QB-Bert Jones AP (1976)
QB-Peyton Manning AP (2004), PFW/PFWA (2004, 08-09)

NFL DEFENSIVE PLAYER OF THE YEAR

DB-Bob Sanders AP, PFW/PFWA (2007)

NFL ROOKIE OF THE YEAR

RB-Alan Ameche SN, UPI (1955)
RB-Lenny Moore UPI (1956)
WR-Jimmy Orr UPI (1958)
RB-Marshall Faulk SN, PFWA, SI, FD, CPFN, NEA (1994)
RB-Edgerrin James SN, SI (1999)

NFL OFFENSIVE ROOKIE OF THE YEAR

RB-Marshall Faulk - AP, PFW, FD (1994)
RB-Edgerrin James - AP, CPFN, FD, FN, PFW, USA (1999)

NFL PLAYER OF THE YEAR

QB-Peyton Manning - SN (2003-04), FD (2003-04)

NFL COMEBACK PLAYER OF THE YEAR

K-Jim Martin AP (1963)
RB-Lenny Moore AP (1964)
QB-Jim Harbaugh PFW/PFWA (1995)
QB-Andrew Luck AP, SN, PFW/PFWA (2018)

NFL DEFENSIVE ROOKIE OF THE YEAR

LB-Vernon Maxwell AP, PFW/PFWA (1983)
LB-Duane Bickett AP (1985)
LB-Darius Leonard AP, PFW/PFWA (2018)

NATIONAL 100-YARD CLUB NFL OUTSTANDING BLOCKER

OG-Jim Parker - (1964)

NFL LINEBACKER OF THE YEAR

LB-Mike Curtis - FD (1974)

NFL MOST VALUABLE LINEMAN

DE-Gino Marchetti - AP (1958)

NFL KICKER OF THE YEAR

K-Cary Blanchard - PFW (1996)

NFL GOLDEN TOE AWARD

K-Toni Linhart - PFW (1976), K-Mike Vanderjagt - PFW/PFWA (2003)

AFC COACH OF THE YEAR

Ron Meyer UPI, FN (1987)
Ted Marchibroda PFWA, NYN (1975), CPFN (1992)

AFC MOST VALUABLE PLAYER

QB-Bert Jones - NYN (1975, 76)

AFC PLAYER OF THE YEAR

QB-Bert Jones UPI (1976)
QB-Jim Harbaugh UPI (1995)
QB-Peyton Manning FN (1999)

AFC ROOKIE OF THE YEAR

RB-Marshall Faulk - UPI (1994)

KANSAS CITY COMMITTEE OF 101 AWARDS

LB-Mike Curtis AFC Defensive MVP (1970)
HC-Ted Marchibroda AFC Coach of the Year (1975)
QB-Bert Jones AFC Offensive MVP (1976)
HC-Ron Meyer AFC Coach of the Year (1987)
QB-Jim Harbaugh AFC Offensive Player of the Year (1995)
HC-Jim Mora AFC Coach of the Year (1999)
QB-Peyton Manning AFC Offensive Player of the Year (1999, 2003-05, 08-09)
HC-Tony Dungy AFC Coach of the Year (2005)
DE-Dwight Freeney AFC Defensive Player of the Year (2005)
DB-Bob Sanders AFC Defensive Player of the Year (2007)
HC-Chuck Pagano & Bruce Arians AFC Coach of the Year (2012)
LB-Robert Mathis AFC Defensive Player of the Year (2013)
HC-Frank Reich AFC Coach of the Year (2018)

WASHINGTON DC TOUCHDOWN CLUB

QB-John Unitas NFL MVP (1957, 58-tied, 67)
HC-Weeb Ewbank NFL Coach of the Year (1958)
RB-Lenny Moore NFL MVP (1964)
HC-Don Shula NFL Coach of the Year (1964, 68)
HC-Ted Marchibroda NFL Coach of the Year (1975)
QB-Bert Jones AFC Offensive MVP (1976)

BYRON "WHIZZER" WHITE AWARD

QB-Peyton Manning (2004), OT-Tarik Glenn (2006)

PHILADELPHIA MAXWELL CLUB

QB-John Unitas - NFL MVP (1959, 64, 67)
QB-Peyton Manning - Professional Player of the Year (2003-04)
HC-Tony Dungy - Outstanding Professional Coach of the Year (2005)
HC-Chuck Pagano and Bruce Arians - Greasy Neale Award Coach of the Year (2012)

GEORGE HALAS AWARD

QB-Bert Jones (1979), QB-Jim Harbaugh (1997), HC-Tony Dungy (2006), HC-Chuck Pagano (2013)

SPORTS ILLUSTRATED NFL PLAYER OF THE YEAR

RB-Marshall Faulk (1998), QB-Peyton Manning (2004, 08-09)

WALTER PAYTON NFL MAN OF THE YEAR AWARD

QB-Peyton Manning (2005)

ART ROONEY SPORTSMANSHIP AWARD

RB-Frank Gore (2016)

SUPER BOWL MOST VALUABLE PLAYER

QB-Peyton Manning (2006-Super Bowl XL)

DEACON JONES AWARD

LB-Robert Mathis (2013)



NFL ALL-DECADE TEAMS (2000-09)

NFL	Tony Dungy (Head Coach), DE-Dwight Freeney, WR-Marvin Harrison, RB-Edgerrin James, QB-Peyton Manning, K-Adam Vinatieri
Sporting News	* QB-Peyton Manning, C-Jeff Saturday, K-Adam Vinatieri
Sports Illustrated	* QB-Peyton Manning, Howard Mudd (Asst. Coach), ^Bill Polian (General Manager), K-Adam Vinatieri

*Denotes Player-of-the-Decade

^Denotes General Manager of the Decade

NFLPA MACKEY AWARDS

P-David Lee	1966, 69 NFL Punting
QB-Earl Morrall	1968 NFL Passing
KR-Preston Pearson	1968 NFL Kick Returns
KR-Jim Duncan	1970 AFC Kick Returns
KR-Bruce Laird	1972 AFC Kick Returns
RB-Lydell Mitchell	1974, 75 (tie), 77 AFC Receiving
K-Toni Linhart	1976 AFC Kick-Scoring
DB-Lyle Blackwood	1977 AFC Interceptions
P-Hunter Smith	1979 AFC Receiving
P-Rohn Stark	1983, 85, 86, 92 AFC Punting
DB-Mike Prior	1987 AFC Interceptions
RB-Eric Dickerson	1987, 88 Rushing; 1988 TDs (tied)
KR-Clarence Verdin	1989, 90 AFC Punt Returns
WR-Reggie Langhorne	1993 AFC Receptions
RB-Marshall Faulk	1995 AFC TDs (tied)
K-Cary Blanchard	1996 AFC Scoring
P-Chris Gardocki	1996 NFL Net Punting Average

AFC PLAYERS OF THE WEEK

1984	QB-Mike Pagel (9/9 at Houston)
1985	WR-Wayne Capers (10/27 vs. Green Bay) DB-Eugene Daniel (10/27 vs. Green Bay)
1986	DB-Leonard Coleman (10/12 vs. New Orleans) DT-Harvey Armstrong (12/22 at LA Raiders)
1987	QB-Gary Hogeboom (10/4 at Buffalo) LB-Duane Bickett (11/1 at NY Jets) LB-Cliff Odum (11/15 at Miami) RB-Eric Dickerson (12/27 vs. Tampa Bay)
1988	RB-Eric Dickerson (10/23 at San Diego) LB-Duane Bickett (11/27 vs. New England)
1989	DB-Keith Taylor (10/22 at Cincinnati) DB-Mike Prior (12/10 vs. Cleveland) QB-Jack Trudeau (12/17 vs. Miami)
1990	QB-Jack Trudeau (9/30 at Philadelphia)
1991	QB-Jeff George (11/10 at NY Jets)
1992	LB-Chip Banks (9/6 vs. Cleveland) DE-Steve Emtman (10/25 at Miami)
1993	LB-Duane Bickett (9/26 vs. Cleveland) K-Dean Biasucci (10/31 vs. New England) K-Dean Biasucci (12/5 at NY Jets)
1994	DB-Ray Buchanan (12/4 at Buffalo)
1995	RB-Marshall Faulk (10/1 vs. St. Louis Rams) QB-Jim Harbaugh (10/8 at Miami) K-Cary Blanchard (10/15 vs. San Francisco) LB-Tony Bennett (11/26 vs. Miami)
1996	PR-Marvin Harrison (9/8 at NY Jets) K-Cary Blanchard (9/15 at Dallas) K-Cary Blanchard (11/17 vs. NY Jets) DB-Jason Belsler (12/5 vs. Philadelphia) WR-Marvin Harrison (12/15 at Kansas City)
1997	QB-Paul Justin (11/16 vs. Green Bay) TE-Ken Dilger (12/14 vs. Miami)
1998	QB-Peyton Manning (11/15 vs. NY Jets) RB-Marshall Faulk (12/13 vs. Cincinnati)
1999	QB-Peyton Manning (9/26 at San Diego) RB-Edgerrin James (10/31 vs. Dallas) RB-Edgerrin James (11/21 at Philadelphia) K-Mike Vanderjagt (12/5 at Miami)

2000	QB-Peyton Manning (9/25 vs. Jacksonville) K-Mike Vanderjagt (10/1 at Buffalo) RB-Edgerrin James (10/15 at Seattle) RB-Edgerrin James (12/11 vs. Buffalo) QB-Peyton Manning (12/24 vs. Minnesota)
2001	QB-Peyton Manning (9/23 at Buffalo)
2002	DE-Dwight Freeney (11/10 at Philadelphia) K-Mike Vanderjagt (11/24 at Denver) WR-Marvin Harrison (12/15 at Cleveland)
2003	QB-Peyton Manning (9/28 at New Orleans) WR-Marvin Harrison (10/6 at Tampa Bay) DE-Dwight Freeney (11/2 at Miami) K-Mike Vanderjagt (12/7 at Tennessee) QB-Peyton Manning (12/14 vs. Atlanta)
2004	RB-Edgerrin James (9/19 at Tennessee) QB-Peyton Manning (9/26 vs. Green Bay) QB-Peyton Manning (11/14 vs. Houston) RB-Edgerrin James (11/21 at Chicago) QB-Peyton Manning (11/25 at Detroit) QB-Peyton Manning (12/26 vs. San Diego)
2005	LB-Gary Brackett (9/11 at Baltimore) P-Hunter Smith (9/18 vs. Jacksonville) DE-Robert Mathis (10/23 at Houston) QB-Peyton Manning (11/7 at New England)
2006	K-Adam Vinatieri (9/10 at NY Giants) QB-Peyton Manning (9/17 vs. Houston) PR-Terrence Wilkins (9/24 vs. Jacksonville) QB-Peyton Manning (10/22 vs. Washington) K-Adam Vinatieri (10/29 at Denver) RB-Joseph Addai (11/26 vs. Philadelphia) DE-Dwight Freeney (12/18 vs. Cincinnati) QB-Peyton Manning (12/31 vs. Miami)
2007	DB-Bob Sanders (9/16 at Tennessee) DE-Dwight Freeney (10/22 at Jacksonville) RB-Joseph Addai (10/28 at Carolina) QB-Peyton Manning (12/2 vs. Jacksonville) PR-T.J. Rushing (12/16 at Oakland) ST-Darrell Reid (12/23 vs. Houston)
2008	LB-Gary Brackett (10/5 at Houston) QB-Peyton Manning (10/12 vs. Baltimore) K-Adam Vinatieri (11/2 vs. New England) QB-Peyton Manning (11/16 vs. Houston) DE-Robert Mathis (11/30 at Cleveland) QB-Peyton Manning (12/18 at Jacksonville)
2009	TE-Dallas Clark (11/8 vs. Houston) QB-Peyton Manning (11/15 vs. New England)
2010	DE-Dwight Freeney (11/1 vs. Houston) K-Adam Vinatieri (11/14 vs. Cincinnati) QB-Peyton Manning (12/9 at Tennessee) K-Adam Vinatieri (1/2 vs. Tennessee)
2011	DE-Robert Mathis (12/22 vs. Houston)
2012	WR-Reggie Wayne (10/7 vs. Green Bay) QB-Andrew Luck (11/4 vs. Miami) CB-Darius Butler (11/8 at Jacksonville) WR/PR-T.Y. Hilton (11/25 vs. Buffalo) CB-Cassius Vaughn (12/9 vs. Tennessee) CB-Vontae Davis (12/30 vs. Houston)
2013	QB-Andrew Luck (10/20 vs. Denver) K-Adam Vinatieri (11/14 at Tennessee) LB-Jerrell Freeman (12/22 at Kansas City) K-Adam Vinatieri (12/29 vs. Jacksonville)
2014	QB-Andrew Luck (9/21 at Jacksonville) P-Pat McAfee (10/9 at Houston) ILB-D'Qwell Jackson (11/30 vs. Washington) OLB-Jonathan Newsome (12/28 at Tennessee)
2015	P-Pat McAfee (9/27 at Tennessee) S-Mike Adams (10/8 at Houston) CB-Darius Butler (11/8 vs. Denver) OLB-Robert Mathis (12/27 at Miami)

HISTORY



- 2016 - K-Adam Vinatieri (10/9 vs. Chicago)
RB-Jordan Todman (11/6 at Green Bay)
QB-Andrew Luck (12/5 at New York Jets)
OLB-Robert Mathis (1/1 vs. Jacksonville)
- 2017 - K-Adam Vinatieri (10/8 vs. San Francisco)
WR-T.Y. Hilton (11/5 at Houston)
- 2018 - LB-Darius Leonard (9/16 at Washington)
S-Mike Mitchell (10/21 vs. Buffalo)
K-Adam Vinatieri (10/28 at Oakland)
QB-Andrew Luck (11/18 vs. Tennessee)
DT/DE-Denico Autry (12/9 at Houston)
LB-Darius Leonard (12/30 at Tennessee)

NFL OFFENSIVE PLAYER OF THE WEEK (PLAYOFFS)

- 2003 - QB-Peyton Manning (1/4/04 vs. Denver)
- 2004 - WR-Reggie Wayne (1/9/05 vs. Denver)

AFC PLAYERS OF THE MONTH

- 1988 - RB-Eric Dickerson (December)
- 1995 - QB-Jim Harbaugh (October)
- 1996 - K-Cary Blanchard (November)
- 1999 - WR-Marvin Harrison (September)
RB-Edgerrin James (November)
- 2000 - P-Hunter Smith (September)
RB-Edgerrin James (October)
- 2002 - WR-Marvin Harrison (November)
- 2003 - QB-Peyton Manning (September)
K-Mike Vanderjagt (October)
K-Mike Vanderjagt (November)
K-Mike Vanderjagt (December)
- 2004 - QB-Peyton Manning (November)
DE-Dwight Freeney (December/January)
- 2005 - DE-Dwight Freeney (September)
RB-Edgerrin James (October)

- P-Hunter Smith (December/January)
- 2006 - QB-Peyton Manning (October)
WR-Marvin Harrison (December)
- 2008 - DE-Dwight Freeney (November)
- 2009 - QB-Peyton Manning (September)
DE-Robert Mathis (September)
- 2010 - DE-Robert Mathis (September)
- 2013 - LB-Robert Mathis (October)
LB-Robert Mathis (December)
- 2014 - P-Pat McAfee (September)
QB-Andrew Luck (November)
- 2015 - K-Adam Vinatieri (November)
- 2016 - K-Adam Vinatieri (October)
- 2018 - QB-Andrew Luck (November)
LB-Darius Leonard (December)

NFL ROOKIE OF THE MONTH

- 1999 - RB-Edgerrin James (September)
RB-Edgerrin James (November)
- 2001 - RB-Dominic Rhodes (December)
- 2002 - DE-Dwight Freeney (November)
DE-Dwight Freeney (December)
- 2006 - RB-Joseph Addai (November)
- 2018 - LB-Darius Leonard (September)
G-Quenton Nelson (October)



Robert Mathis earned five AFC Player of the Month selections, tied with Peyton Manning for the most in team history.



ALUMNI

The following compilation of Colts alumni includes every player who has ever appeared in a Colts uniform during a regular season National Football League game since 1953. Asterisk (*) denotes players and coaches who were on Colts World Championship teams. The numbers following college listings are jersey numbers. The numbers at the end of the column are seasons played.

COACHES

Ahrens, Dave – Wisconsin	1991	Gannon, Jonathan – Louisville	2018
Anderson, Roy – Howard	2012-15	Geis, Wayne – Lock Haven	1996-97
Arians, Bruce – Virginia Tech	1998-00, 12	Gibbs, Alex – Davidson	1992
Arnsperger, Bill – Miami (O)	1964-69	Gilbert, Joe – Hamilton College	2012-17
*Ball, Herman-Davis – Elkins	1956-62	Gillhamer, Mike – Humboldt St.	2012-15
Banks, Quadrian – Texas	2016	Giufre, Frank – Syracuse	2012-17
Batta, Tom – Kent State	1994-97	Goodwin, Harold – Michigan	2012
Baughan, Maxie – Georgia Tech	1975-79	Grantham, Todd – Va. Tech	1999-01
Becker, John – Cal State-Northridge	1985-88	Hamilton, Pep – Howard	2013-15
Berbenich, Tim – Hamilton	2013-17	Hawkins, Ralph – Maryland	1978
Bettcher, James – U of St. Francis	2012	Herrmann, Jim – Michigan	2016-17
*Bielski, Dick – Maryland	1964-72, 77-81	Hill, George – Denison	1985-88
Blache, Greg – Notre Dame	1994-98	Hostler, Jim – Indiana Univ. (Pa.)	2015-17
Blackledge, Ron – Bowling Green	1992-96	*Howell, Richard – Davidson	2000-18
Borgonzi, Dave – Amherst	2018	Hull, Lee – Holy Cross	2016
Boutselis, George – North Carolina	1975-81	*Huey, Gene – Wyoming	1992-10
Boyd, Bob – Oklahoma	1969-72, 81	Hufnagel, John – Penn State	2001
Boyer, Brant – Arizona	2012-15	Hughes, Tom – Purdue	1955
Brady, Marcus – Cal State Northridge	2018	Hunter, Hal – Pittsburgh	1982-84
Bratkowski, Zeke – Georgia	1982-84	Hunter, Hal – Northwestern	2013-14
Bresnahan, Chuck – Navy	1996-97	*Ildzik, John – Maryland	1970-72, 80-81
*Bridgers, John – Auburn	1957-58	Infante, Lindy – Florida	1995-97
Briner, Greg – Cal Western	1989	Jackson, Milt – Tulsa	1989-91
Bruney, Fred – Ohio State	1993-96	Johnson, Bobby – Miami (Ohio)	2018
Bullough, Hank – Michigan State	1970-72	Johnson, Jim – Missouri	1994-97
Burtnett, Leon – SW Kansas	1987-91	Jones, Rusty – Springfield College	2018
*Caldwell, Jim – Iowa	2002-11	Kennan, Larry – LaVerne	1989-90
Callahan, Ray – Kentucky	1973	Khayat, Ed – Tulane	1977-81
Carson, Bud – North Carolina	1982	Krein, Darren – Miami (Fla.)	2016-17
Catavolos, George – Purdue	1984-93, 98-01	Kuhlmann, Hank – Missouri	1994-97
*Christensen, Clyde – North Carolina	2002-15	Kush, Frank – Michigan State	1982-84
Chudzinski, Rob – Miami (Fla.)	2014-17	Lal, Sanjay – Washington	2017
Cooter, Jim Bob – Tennessee	2009-11	Lauterbur, Frank – Mt. Union	1955-56, 74-77
Coyer, Larry – Marshall	2009-10	Lovat, Tom – Utah	1985-88
Croom, Sylvester – Alabama	1991	Maalouf, Marwan – Baldwin Wallace	2012
Cumiskey, Frank – Ohio State	1954-56	Mann, Richard – Arizona S.	1982-84
Cunningham, Gunther – Oregon	1982-84	Manning, Tom – Mount Union	2018
Davis, Charles – UCLA	1996-97	Manusky, Greg – Colgate	2012-15
DeGuglielmo, Dave – Boston	2018	Marandino, Roger – Kean University	2012-15
Doll, Don – USC	1974	Marchetti, Gino – USF	1963
Douglas, Otis – William & Mary	1953	Marciano, Tony – Indiana Univ. (Pa.)	1998-01
Dovell, Whitey – Maryland	1975-78	Marchibroda, Ted – St. Bona	1975-79, 92-95
Dowhower, Rod – San Diego State	1985-86	Marshall, John – Washington	1986-88
Drayton, Maurice – The Citadel	2016-17	Mathis, Robert – Alabama A&M	2017-18
*Dungy, Tony – Minnesota	2002-08	Matthews, Billie – Southern	1985-86
Eberflus, Matt – Toledo	2018	*McCafferty, Don – Ohio State	1959-72
Emanuel, Gary – Plymouth State	2012-17	McCormack, Mike – Kansas	1980-81
*Ewbank, Weeb – Miami (O)	1954-62	McCulley, Pete – Louisiana Tech	1973-76
Fangio, Vic – E. Stroudsburg St.	1999-01	McKenney, Doug – Springfield College/Mississippi St.	2018
FitzGerald, Jeff – Oregon State	2012-15	McMahon, Tom – Carroll College	2013-17
Fitzsimmons, Devin – Bucknell	2011	*Meeks, Ron – Arkansas State	2002-08
Foerster, Chris – Colorado State	2002-03	*Metzelaars, Pete – Wabash	2004-11
Franklin, Bobby – Mississippi	1973	Meyer, Ron – Purdue	1986-91
*Frazier, Leslie – Alcorn State	2005-06	Miller, Red – Western Illinois	1971-72
Frazier, Parks – Murray State	2018	Molesworth, Keith – Monmouth	1953
Furness, Steve – Rhode Island	1991	Monachino, Ted – Missouri	2016-17

HISTORY



Mora, Jim – Occidental.....	1998-01	Sefcik, George – Notre Dame.....	1973
*Moore, Tom – Iowa.....	1998-10	Shaw, Bob – Ohio State.....	1957-58
*Mudd, Howard – Hillsdale (Mich.) Col.....	1998-09	Shula, Don – John Carroll.....	1963-69
Muir, Bill – Susquehanna.....	1989-91	Sidwell, Steve – Colorado.....	1985
*Murphy, Mike – Huron.....	1998-11	Singleton, Jemal – Air Force.....	2016-17
Murphy, Russ – Davidson.....	1954	Sirianni, Nick – Mount Union.....	2018
Mutscheller, Jim – Notre Dame.....	1963	Smith, Jerry – Wisconsin.....	1974-76
Myers, Chip – NW Oklahoma.....	1985-88	Spencer, Kevin – Springfield (Mass.).....	1998-01
Nicolau, Nick – S. Connecticut.....	1992-94	Symank, John – Florida.....	1979-81
Noll, Chuck – Dayton.....	1966-68	Szymanski, Dick – Notre Dame.....	1974
Norvell, Jay – Iowa.....	1998-01	Teerlinck, Bill – Chadron State.....	2007-11
Overstreet II, David – Missouri.....	2018	*Teerlinck, John – Western Illinois.....	2002-11
Pagano, Chuck – Wyoming.....	2012-17	Terlecky, Shawn – Mercyhurst.....	2016-17
Pagano, John – Mesa State.....	1998-01	Theder, Roger – W. Michigan.....	1982-84
Painter, Dwain – Rutgers.....	1992-93	Thomas, Joe – Ohio Northern.....	1954, 74
Patullo, Kevin – South Florida.....	2018	Thomas, Pat – Texas A&M.....	1994-97
Peay, Francis – Missouri.....	1992-93	Thomas, Ricky – Alabama.....	2002-11
Pellington, Bill – Rutgers.....	1963	Tillman, Rusty – Northern Arizona.....	1998
Perry, Rod – Colorado.....	2007-11	Tobin, Vince – Missouri.....	1994-95
Phair, Mike – Arizona State.....	2018	*Torine, Jon – Springfield (Mass.).....	1998-11
Philbin, Joe – Washington & Jefferson.....	2016-17	Turner, Ron – Pacific.....	2010-11
Podell, Ryan – Ball State.....	2017-18	Twyner, Gunnard – Western Illinois.....	2018
Popovich, Jeff – Miami.....	2017	Valesente, Bob – Ithaca.....	1982-83
Powers, Clyde – Oklahoma.....	1980	Ventrone, Bubba – Villanova.....	2018
Prince, Ron – Appalachian State.....	2010-11	Venturi, Rick – Northwestern.....	1982-93
*Purnell, Russ – Whittier College.....	2002-08	Vitt, Joe – Towson State.....	1979-81
Rathman, Tom – Nebraska.....	2018	Voris, Dick – San Jose State.....	1973
Reich, Frank – Maryland.....	2008-11, 18	Walker, David – Syracuse.....	2011-14
Richards, Ray – Nebraska.....	1953	Wasyluk, Nick – Ohio State.....	1953
*Reynolds, Diron – Wake Forest.....	2002-06	Weber, Chuck – West Chester State.....	1980-81
Roberts, Alfredo – Miami.....	2012-15	Westhoff, Mike – Wichita State.....	1982-84
Robertson, Jay – Northwestern.....	1992-93, 97	White, Brad – Wake Forest.....	2012-17
Robinson, Jimmy – Georgia Tech.....	1994-97	Wietecha, Ray – Northwestern.....	1980-81
Ross, Frank – John Carroll.....	2018	*Williams, Alan – William & Mary.....	2002-11, 18
Rowen, Keith – Stanford.....	1985-88	Williams, Charlie – Colorado St.....	2012-15
Rychleski, Ray – Millersville State Coll.....	2009-11	Williams, Greg – North Carolina.....	2016-17
*Rymkus, Lou – Notre Dame.....	1970	*Winner, Charlie – Washington.....	1954-65
Sandusky, John – Villanova.....	1959-72	Woods, Carlos – Delaware State.....	2007-08
Scarnecchia, Dante – Cal Western.....	1989-90	Young, George – Bucknell.....	1970, 73
Scnellenberger, Howard – Kentucky.....	1973-74	Zupancic, Tom – Indiana Central.....	1984-98
Schottenheimer, Brian – Florida.....	2016-17	Zwahlen, Ernie – Oregon St.....	1979
Seely, Brad – South Dakota State.....	1989-93		

PLAYERS

Abramowitz, Sid (T) Tulsa.....	69/74	83,87	Allen, Gerald (B) Omaha.....	44	66
Achica, George (NT) USC.....	62	85	Alexander, Elijah (LB) Kansas St.....	50	96-98
Adams, Kris (WR) UTEP.....	81	12	Alexander, Rufus (LB) Oklahoma.....	59	08
Adams, Matthew (LB) Houston.....	49	18	Alley, Don (F) Adams St.....	29	67
Adams, Mike (S) Delaware.....	29	14-16	Alston, Mack (TE) UMES.....	83	77-80
*Addai, Joseph (RB) LSU.....	29	06-11	Alston, O'Brien (LB) Maryland.....	97	88-89
Addison, Mario (DE) Troy.....	97	11-12	Ambrose, Ashley (DB) Ms. Val. St.....	33	92-95
Adongo, Daniel (DLB) Pretoria (South Africa).....	56	13,15	*Ameche, Alan (B) Wisconsin.....	35	55-60
Afalava, Al (DB) Oregon State.....	23	10	Amman Richard (DE) Florida St.....	73	72-73
Agase, Alex (G) Illinois.....	62	53	Anderson, Colt (S) Montana.....	32	14-15
Agee, Mel (DE) Illinois.....	90	91-92	Anderson, Don (DB) Purdue.....	36	85
Ahrens, Dave (LB) Wisconsin.....	57	85-87	Anderson, Henry (DT) Stanford.....	96	15-17
Aiken, Kamar (WR) Central Florida.....	17	17	Anderson, Jamaal (DE) Arkansas.....	90	11
Al-Jabbar, Abdul-Karim (RB) UCLA.....	33	00	Anderson, Kim (DB) Arizona St.....	26	80-84
Alberts, Trev (LB) Nebraska.....	51	94-96	Anderson, Larry (DB) La. Tech.....	30	82-84
Alie-Cox, Mo (TE) Virginia Commonwealth.....	81	18	Anderson, Willie (WR) UCLA.....	84	95
Allegre, Raul (K) Texas.....	2	83-85	Andrews, John (TE) Indiana.....	36/88	73-74
Allen, Brian (RB) Stanford.....	43	02-03	Andrews, Josh (C) Oregon State.....	63	18
Allen, Dwayne (TE) Clemson.....	83	12-16	Andrus, Shane (K) Murray State.....	8	09

HISTORY



Angerer, Pat (LB) Iowa.....	51	10-13	Berry, Bertrand (LB) Notre Dame.....	57	97-99
Arbuckle, Charles (TE) UCLA.....	81	92-95	*Berry, Raymond (E) SMU.....	82	55-67
Archer, Brandon (LB) Kansas St.....	5307	Bertuca, Tony (LB) Cal-St. Chico.....	5174
Armour, Phillip (C) N. Texas State.....	5400	*Bethea, Antoine (DB) Howard.....	41	06-13
Armstrong, Harvey (NT) SMU.....	79	86-90	Beutler, Tom (LB) Toledo.....	5371
Aromashodu, Devin (WR) Auburn.....	8007	Biasucci, Dean (K) W. Carolina.....	4/5	84-86-94
Asante, Larry (DB) Nebraska.....	2513	Bickett, Duane (LB) USC.....	50	85-93
Atkinson, Jess (K) Maryland.....	1488	Bielski, Dick (E) Maryland.....	31	62-63
Austin, Billy (DB) New Mexico.....	47	98-00	Bighead, Jack (E) Pepperdine.....	8054
Austin, Ocie (DB) Utah St.....	37	68-69	Bird, Cory (DB) Va. Tech.....	41	01-04
Austin, Thomas (C) Clemson.....	6513	Blackman, Jon (OL) Purdue.....	7198
Autry, Denico (DT) Mississippi State.....	9618	Blackmon, Robert (DB) Baylor.....	25	97-98
Auzenne, Troy (T) California.....	7596	Blackwood, Lyle (S) TSU.....	44	77-80
Averno, Sisto (G) Muhlenberg.....	60	53-54	Blados, Brian (OL) N. Carolina.....	6391
Avery, Donnie (WR) Houston.....	1112	Blanchard, Cary (K) Oklahoma St.....	14	95-97
Ayers, Akeem (OLB) UCLA.....	5616	Blandin, Ernie (T) Tulane.....	4153
Bacon, Waine (DB) Alabama.....	2604	Bleick, Tom (B) Georgia Tech.....	2566
Bailey, Aaron (WR) Louisville.....	80	94-98	Blevins, Tony (DB) Kansas.....	26	99-00
Bailey, Don (C) Miami.....	61	84-85	Blue, Forrest (C) Auburn.....	50	75-78
Bailey, Elmer (WR) Minnesota.....	8782	Blythe, Austin (C) Iowa.....	6316
Bailey, Jim (DT) Kansas.....	65/79	70-74	Boehm, Evan (C/G) Missouri.....	6718
Baker, Jason (P) Iowa.....	904	Boggs, Mark (T) Ball State.....	6087
Baker, Ron (G) Oklahoma St.....	60	78-79	*Boiman, Rocky (LB) Notre Dame.....	50	06-07
Baker, Shannon (WR) Florida St.....	84	93-94	Bond, Deyshawn (C) Cincinnati.....	6917
Baldinger, Brian (T) Duke.....	62	88-91	Bonham, Shane (DT) Tennessee.....	7299
Baldinger, Gary (DL) Wake Forest.....	9490	Bostic, Jon (LB) Florida.....	5717
Baldischwiler, Karl (T) Oklahoma.....	72	83, 85-86	Bouza, Will (WR) California.....	85/87	82-89
Baldwin, Bob (B) Clemson.....	34	66-67	Boyd, Bob (DB) Oklahoma.....	40	60-68
Baldwin, Ervin (DE) Michigan St.....	9409	Boyer, Mark (TE) USC.....	84	85-89
Ball, Lance (RB) Maryland.....	2708	*Braase, Ordell (DE) S. Dakota.....	81	57-68
Ball, Michael (DB) Southern.....	31	88-93	Bracelin, Greg (LB) California.....	52	82-84
*Ball, Sam (T) Kentucky.....	73	66-70	*Brackett, Gary (LB) Rutgers.....	58	03-11
Ballage, Pat (S) Notre Dame.....	26/40	86-87	Bradshaw Ahmad (RB) Marshall.....	44	13-15
Ballard, Quinton (NT) Elon.....	9783	Brady, Jeff (LB) Kentucky.....	5199
Ballard, Vick (RB) Mississippi St.....	33	12-13	Brady, Kerry (K) Hawaii.....	988
Banes, Joey (OL) Houston.....	6590	Bragg, Mike (P) Richmond.....	480
Banks, Chip (LB) USC.....	51	89-92	Brandes, John (TE) Cameron.....	88	87-89
Banks, Chuck (RB) WV Tech.....	3787	Brandon, Michael (DE) Florida.....	9993
Banks, Roy (WR) E. Illinois.....	86	87-88	Bratzke, Chad (DE) E. Kentucky.....	92	99-03
Banta, Bradford (TE) USC.....	83	94-99	Bray, Quan (WR) Auburn.....	11	15-17
Barber, Kantroy (RB) West Virginia.....	4698	Brayton, Tyler (DE) Colorado.....	9611
Barber, Michael (LB) Clemson.....	53	98-99	Brazil, Larry (DB) USC.....	47	79-81
Barnes, Ernie (NT) Miss. St.....	9583	Brazil, LaVon (WR) Ohio.....	15	12-13
Barnes, Lionel (DE) La.-Monroe.....	93	00-01	Brent, K.J. (WR) Wake Forest.....	1517
Barnes, Mike (DT) Miami (Fla.).....	63	73-81	Brethauer, Monte (E) Oregon.....	80/86/88	53-55
Barwegan, Dick (G) Purdue.....	61	53-54	Brewer, Dewell (RB) Oklahoma.....	2694
Basham, Tarell (OLB) Ohio.....	58	17-18	Brien, Doug (K) California.....	1001
Bashir, Idrees (DB) Memphis.....	28	01-04	Brissett, Jacoby (QB) N.C. State.....	7	17-18
Baskett, Hank (WR) New Mexico.....	8109	*Brock, Raheem (DE) Temple.....	79	02-09
Bates, Trevor (OLB) Maine.....	5016	Bronson, Ben (WR) Baylor.....	1895
Baylor, John (DB) Sou. Miss.....	36	89-93	Brooks, Bill (WR) Boston U.....	80	86-92
Baylor, Tim (DB) Morgan State.....	47	76-78	Brooks, Chris (WR) Nebraska.....	83	10-11
Beach, Pat (TE) Wash. St.....	81	82-83, 85-91	Brooks, Rodregis (DB) UAB.....	26	01-02
Bell, Joique (RB) Wayne State.....	3510	Brotzki, Bob (T) Syracuse.....	74	86-88
Bell, Kerwin (DB) Florida.....	12	96-97	Broughton, Willie (NT) Miami.....	68	85-86
Bell, Mark (DE) Colorado St.....	48/90	83-84	Brown, Andre (RB) N. Carolina St.....	3510
Bellini, Mark (WR) BYU.....	87	87-88	Brown, Barry (E) Florida.....	36	66-67
Belser, Jason (DB) Oklahoma.....	29	92-00	Brown, Cornelius (DB) Texas-El Paso.....	3910
Benhart, Eugene (QB) W. Illinois.....	1890	Brown, Donald (RB) Connecticut.....	31	09-13
Benjamin, Bill (LB) San Jose St.....	5487	Brown, Ed (DB) USF.....	1465
Bennett, Cornelius (LB) Alabama.....	97	99-00	Brown, Gordon (RB) Tulsa.....	4287
Bennett, Tony (LB) Mississippi.....	56	94-97	Brown, Jalil (DB) Colorado.....	21/31	13-15
Benson, Mitchell (DL) TCU.....	95	89-90	Brown, Jerry (OLB) Illinois.....	5712
Bentley, Albert (RB) Miami (Fla.).....	20	85-91	*Brown, Ray (DB) Mississippi.....	17	58-60
Bentley, Kevin (LB) Northwestern.....	5711	Brown, Sergio (S) Notre Dame.....	38	12-14
Berra, Tim (WR) Massachusetts.....	8474	Brown, Steve (DB) Michigan.....	2811

HISTORY



Brown, Timmy (RB) Ball State	2	68	Cofer, Mike (K) N.C. State	3	95
Brown, Travis (QB) N.Arizona	5	04	Coffman, Chase (TE) Missouri	85	16
Bryan, Walter (B) Texas Tech	21	55	Cogdill, Gail (E) Washington St	80	68
Bryant, Matt (K) Baylor	1	04	Cole, Terry (RB) Indiana	34	68-69
Bryant, Steve (WR) Purdue	80	87	Cole, Trent (LB) Cincinnati	58	15-16
Buchanan, Ray (DB) Louisville	34	93-96	Coleman, Leonard (DB) Vanderbilt	31/47	85-87
*Bulaich, Norm (RB) TCU	36	70-72	Coley, James (TE) Clemson	87	91
Bullitt, Melvin (DB) Texas A&M	33	07-11	Collett, Elmer (G) SF State	66	73-77
Bulluck, Brian (LB) NC State	57	87	Collie, Austin (WR) BYU	17	09-12
Burke, Randy (WR) Kentucky	84	78-81	*Collins, Jerome (TE) Notre Dame	47	06
Burkett, Jack (LB) Auburn	55	61-66	Collins, Kerry (QB) Penn State	5	11
Burleson, Jason (TE) Texas	49	93	Colquitt, Craig (P) Tennessee	5	87
Burns, Vincent (DT) Kentucky	72	05	Colteryah, Lloyd (E) Maryland	87	54-56
Burris, Jeff (DB) Notre Dame	20	98-01	Colvin, Jim (T) Houston	67/75	60-63
Burroughs, James (CB) Mich. St.	45	82-84	Condren, Brannon (DB) Troy	42	07
Burroughs, Sammie (LB) Port. St.	53	96-97	Conjar, Larry (B) Notre Dame	48	69-70
Burwell, Tyreek (T) Cincinnati	65	17	Conley, Steven (LB) Arkansas	59	98
Butcher, Paul (LB) Wayne St.	53	93-94	Conlin, Chris (OL) Penn State	66	90-91
Butler, Darius (CB) Connecticut	20	12-17	Conner, Kavell (LB) Clemson	53	10-13
Butler, Ray (WR) USC	80	80-85	Cook, Fred (DE) So. Mississippi	72	74-80
Butler, Victor (LB) Oregon State	55	14	*Cooke, Ed (E) Maryland	85	59
Cable, Tom (OG) Idaho	63	87	Cooks, Johnie (LB) Miss. St.	98	82-88
Caldwell, David (DB) William & Mary	30	11	Cortez, Jose (K) Oregon State	6	05
*Call, Jack (B) Colgate	25	57-58	Coryatt, Quentin (LB) Texas A&M	55	92-97
Call, Kevin (OT) Colorado St.	71/72	84-93	Cosby, Quan (WR) Texas	12	11
Campanella, Joe (T) Ohio St.	73	53-57	Cota, Chad (DB) Oregon	37	99-01
Campbell, John (LB) Minnesota	55	69	Coutre, Larry (B) Notre Dame	24	53
Cannida, James (DT) Nevada-Reno	97	02	Covington, John (DB) Notre Dame	39	94
Cannon, Mark (C) Texas-Arlington	58	91	Cox, Aaron (WR) Arizona State	80	93
Carter, Delone (RB) Syracuse	34	11-12	Craddock, Nate (RB) Parsons	32	63
Capers, Wayne (WR) Kansas	87	85-86	Cribbs, Joe (RB) Auburn	30	88
Caron, Roger (T) Harvard	67/74	85-86	Cribbs, Josh (RS) Kent State	16	14
Carr, Roger (WR) Louisiana Tech	81	74-81	Criswell, Jeff (G) Graceland	62	87
Carter, Chris (LB) Fresno State	53/43	14,16	Crockett, Zack (RB) Florida State	32	95-98
Carter, Tony (CB) Florida State	25	15	Cromartie, Antonio (CB) Florida State	31	16
Carthens, Milt (T) Michigan	68	87	Crosby, Cleveland (DE) Arizona	73	82
Carthon, Maurice (RB) Ark. St.	44	92	Crosby, Cliff (DB) Maryland	31	01-03
*Carthon, Ran (RB) Florida	35	04-06	Crouch, Terry (G) Oklahoma	75	82
Carver, Melvin (RB) UNLV	30	87	Culver, Rodney (WR) Notre Dame	35	92-93
Cash, Kerry (TE) Texas	88	91-94	Cunningham, Justice (TE) South Carolina	86	13
Castonzo, Anthony (T) Boston College	74	11-18	Cunningham, Pat (OL) Texas A&M	72	90
Chandler, Chris (QB) Washington	17	88-89	Cuozzo, Gary (QB) Virginia	15	63-66
Chapman, Josh (DL) Alabama	96	12-14	*Curry, Bill (C) Georgia Tech	50	67-72
*Chapman, Kory (RB) Jacksonville St.	31	05-06	Curry, Craig (DB) Texas	45	87
Charleston, Jeff (DE) Idaho State	60	07	Curry, Shane (DL) Miami	91	91
Chatman, Ricky (LB) LSU	52	87	*Curtis, Mike (LB) Duke	32	65-75
Cheatham, Ernie (T) Loyola LA	66	54	*Curtis, Tom (DB) Michigan	25	70-71
Cherilus, Gosder (T) Boston College	78	13-14	Daniel, Eugene (CB) LSU	38	84-96
Cherry, Stan (LB) Morgan State	59	73	Daniel, Kenny (S) San Jose St.	23	86-87
Chester, Larry (DL) Temple	64	98-00	Daniels, Darrell (TE) Washington	47	17
Chester, Raymond (TE) Morgan St	87	73-77	Darby, Byron (NT) USC	72	87-88
Cheyunski, Jim (LB) Syracuse	59	75-76	Davenport, Joe Dean (TE) Arkansas	49/80	01-03
Choice, Tashard (RB) Georgia Tech	43	13	Davenport, Najeh (RB) Miami (Fla.)	49	08
Chorak, Jason (LB) Washington	93	98	*David, Jason (DB) Wash. St.	42	04-06
Chorovich, Dick (T) Miami (O)	78	55-56	Davidson, Cotton (QB) Baylor	18/19/2	54, 57
Chung, Eugene (OL) Va. Tech	66	97	Davis, Akeem (S) Memphis	35	15
Clancy, Sam (DL) Pittsburgh	76	89-93	Davis, Buster (LB) Florida St.	52	08
*Clark, Dallas (TE/FB) Iowa	44	03-11	Davis, Carey (RB) Illinois	44	04
Clark, Ken (RB) Nebraska	32	90-92	Davis, Lee (DB) Mississippi	28	87
Clark, Le'Raven (G/T) Texas Tech	62	16-18	*Davis, Milt (DB) UCLA	20	57-60
Clark, Rico (DB) Louisville	27	97-98	Davis, Norman (G) Grambling	63	67
Clarks, Conrad (DB) NE Louisiana	35	95	Davis, Preston (CB) Baylor	27	84-86
Clemens, Bob (B) Pittsburgh	48	62	Davis, Ted (LB) Georgia Tech	35	64-66
Clinkscale, Dexter (S) S.C. State	47	86	Davis, Travis (NT) Michigan St.	95	91
Clancy, Sam (DL) Pittsburgh	76	89-93	Davis, Vontae (CB) Illinois	23	12-17
Cloherty, Colin (TE) Brown	46	09	Davis, Wendell (WR) LSU	10	95

HISTORY



Dawkins, Sean (WR) California	87	93-97	Farley, Matthias (S) Notre Dame	41	16-18
Dawson, Clifton (RB) Harvard	30	07-08	Faulk, Marshall (RB) San Diego St	28	94-98
Dawson, Keyunta (DL) Tex. Tech.	96	07-10	Faulkner, Jeff (DL) Southern	94	01-90
Dawson, Lake (WR) Notre Dame	87	01-99	Favors, Greg (LB) Miss. State	51	02-02
Dawson, JaJuan (WR) Tulane	11	03-03	Fayson, Jarred (WR) Illinois	16	11-11
*DeCarlo, Art (E) Georgia	21/23	57-60	Feagin, Wiley (G) Houston	61	61-62
Dee, Donnie (TE) Tulsa	48	88-89	Feamster, Tom (T) Florida St.	79	56-56
Delaney, Jeff (S) Pittsburgh	34	82-83	Feasel, Grant (C) Abilene Christian	50	83-84
DelBello, Jack (B) Miami (Fla.)	12	53-53	*Federkeil, Dan (OT) Calgary	76	06-09
DeMulling, Rick (G) Idaho	64	01-04	Federspiel, Joe (LB) Kentucky	50	81-81
Denson, Autry (RB) Notre Dame	20	02-02	Felton, Jerome (FB) Furman	42	11-11
Dent, Richard (DE) Tenn. State	96	96-96	Felts, Bob (B) Florida A&M	47	65-65
DeRoos, Brian (WR) Redlands U	87	79-81	Ferguson, Joe (QB) Arkansas	12	90-90
Desir, Pierre (CB) Lindenwood	35	17-18	Ferguson, Josh (RB) Illinois	34/39	16-17
DeVan, Kyle (G) Oregon State	66	09-10	Fernandes, Ron (DE) E. Michigan	73	76-79
Dickel, Dan (LB) Iowa	55	74-77	Fields, Greg (DE) Grambling	79	79-80
Dickerson, Eric (RB) SMU	29	87-91	Fields, Jitter (DB) Texas	29	87-87
Dickey, Curtis (RB) Tex. A&M	27/33	80-85	Figaro, Cedric (LB) Notre Dame	58	91-91
Diehl, John (T) Virginia	78	61-64	Finn, Jim (RB) Penn	36	00-02
*Diem, Ryan (OT) N. Illinois	71	01-11	Finnin, Tom (DT) Detroit	77	53-56
Diles, Zac (LB) Kansas State	54	11-11	Fleener, Coby (TE) Stanford	80	12-15
Dilger, Ken (TE) Illinois	85	95-01	*Fletcher, Bryan (TE) UCLA	81	05-07
Dilts, Bucky (P) Georgia	10	79-79	Flowers, Bernie (E) Purdue	81	56-56
Dixon, Antonio (DT) Miami (Fla.)	97	12-12	Flowers, Dick (B) Northwestern	18	53-53
Dixon, Randy (G) Pittsburgh	69	87-95	Floyd, Anthony (DB) Louisville	39	03-04
Dixon, Titus (WR) Troy State	87	89-89	Fokou, Moise (ILB) Maryland	58	12-12
Dixon, Zachary (RB) Temple	31	80-82	Foley, Tim (T) Notre Dame	78	81-81
Doering, Chris (WR) Florida	15	96-97	Fontenot, Al (DE) Baylor	99	97-98
Doering, Jason (DB) Wisconsin	34	01-03	Footo, Chris (C) USC	66	80-81
Domres, Marty (QB) Columbia	14	72-75	Footman, Dan (DE) Florida St.	98	97-98
Donaldson, Ray (C) Georgia	53	80-92	Forsett, Justin (RB) California	30	08-08
*Donovan, Art (DT) Boston Col.	70	53-61	Foster, Brandon (DB) Texas	39	08-08
Dorsett, Phillip (WR) Miami (Fla.)	15	15-16	Foster, Eric (DT) Rutgers	68	08-11
*Dorsey, DeDe (RB) Lindenwood	30	06-06	Fountain, Daurice (WR) Northern Iowa	10	18-18
*Doss, Mike (DB) Ohio State	20	03-06	Francisco, Aaron (DB) BYU	43	09-10
Doughty, Glenn (WR) Michigan	35	72-79	Franklin, Aubrayo (DL) Tennessee	97	13-13
Doyle, Jack (TE) Western Kentucky	84	13-18	Franklin, Cleveland (RB) Baylor	28	80-82
Drougas, Tom (T) Oregon	74	72-73	Franklin, Willie (WR) Oklahoma	30	72-72
*Duncan, James (DB) Md. St.	35	69-71	Franklin, Zaire (LB) Syracuse	44	18-18
Dunlap, Len (DB) N. Tex. St.	46	71-71	Frazier, Derrick (DB) Texas A&M	31	96-96
Dunn, Perry Lee (RB) Mississippi	31	69-69	Freeman, Jerrrell (ILB) M.H. Baylor	50	12-15
*Dupre, L.G. (RB) Baylor	45	55-59	Freeman, Josh (QB) Kansas State	5	15-15
Durham, Steve (DE) Clemson	72	82-82	*Freeny, Dwight (DE) Syracuse	93	02-12
Dutton, John (DE) Nebraska	78	74-78	Freitas, Makoa (T) Arizona	76	03-04
Ebron, Eric (TE) North Carolina	85	18-18	Fultz, Mike (DT) Nebraska	72/92	81-81
Echols, Mike (DB) Wisconsin	31	04-04	Gagliano, Bob (QB) Utah State	11	88-88
Ecklund, Brad (C) Oregon	50	53-53	Gambol, Chris (T) Iowa	74	88-88
Edds, A.J. (LB) Iowa	52	11-11	Ganas, Rusty (DT) S. Carolina	73	71-71
Edmunds, Randy (LB) Ga. Tech.	52	72-72	*Gandy, Dylan (G) Texas Tech.	57	05-07
Edwards, Dan (E) Georgia	82	53-54	Garcon, Pierre (WR) Mt. Union	85	08-11
Edwards, Lavar (OLB) LSU	95	16-16	*Gardin, Ron (DB) Arizona	30	70-71
Eggers, Dough (LB) S. Dakota St.	67	54-57	Gardner, Ellis (OL) Georgia Tech.	65	84-84
Ehrmann, Joe (DT) Syracuse	76	73-80	*Gardner, Gilbert (LB) Purdue	51	04-06
Eisenhooth, Stan (OL) Towson St.	67	89-89	Gardocki, Chris (P) Clemson	17	95-98
Ekers, Andy (T) Missouri	79	84-84	Garrett, Mike (P) Georgia	9	81-81
Eldridge, Brody (TE) Oklahoma	81	10-11	Garry, Ben (RB) So. Mississippi	29	79-80
Elias, Keith (RB) Princeton	23	98-99	Gaubatz, Dennis (LB) LSU	53	65-69
Elko, Bill (NT) LSU	96	87-87	Geathers, Clayton (S) Central Florida	42/26	15-18
Embree, Mel (E) Pepperdine	85	53-53	Geathers, Clifton (DE) S. Carolina	66	12-12
Emtman, Steve (DT) Wash.	79/90	92-94	George, Ed (T) Wake Forest	73	75-75
Enke, Fred (QB) Arizona	17	53-54	George, Jeff (QB) Illinois	11	90-93
Erickson, Craig (QB) Miami (Fla.)	7	95-95	George, Jeremiah (LB)	59	17-17
Essex, Trai (G) Northwestern	66	12-12	Giannetti, Frank (DL) Penn State	65	91-91
Etheredge, Carlos (TE) Miami	81	94-94	Gibson, David (DE) USC	26	02-02
Evans, Darren (RB) Virginia Tech.	32	11-11	Giguere, Sam (WR) Sherbrooke	14	09-09
Fabiano, Anthony (C) Harvard	61	17-17	Gilbert, Ben (G) Ohio State	69	00-01

HISTORY



Gilburg, Tom (T) Syracuse.....	73	61-65	Harbaugh, Jim (QB) Michigan.....	4/12	94-97
Gill, John (DT) Northwestern.....	69	09	Harbour, James (WR) Mississippi.....	87	86
Gill, Owen (RB) Iowa.....	44	85-86	Hardeman, Don (RB) Texas A&M Kingsville..	36	78-79
Ginn, Hubert (RB) Florida A&M.....	27/39	73	Hardin, Steve (OL) Oregon.....	66	96
*Giordano, Matt (DB) California.....	43	05-08	Harness, Jim (B) Mississippi St.....	20/41	56
Glasgow, Nesby (DB) Washington.....	25	79-87	Harold, George (B) Allen.....	42	66-67
Glenn, Cody (LB) Nebraska.....	52	09-10	*Harper, Nick (DB) Ft. Valley St.....	25	01-06
*Glenn, Tarik (OT) California.....	78	97-06	Harper, Shawn (T) Indiana.....	75	95
Glick, Gary (B) Colo. A&M.....	47	61	Harris, Joe (LB) Georgia Tech.....	50	82
Glover-Wright, Tay (CB) Utah State.....	39	15	Harris, Sean (LB) Arizona.....	55	01
Glowski, Mark (G) West Virginia.....	64	17-18	Harris, Walt (DB) Miss. State.....	21	02-03
*Goddard, Johnathan (LB) Marshall.....	55/96	05-06	Harris, Wendell (DB) LSU.....	26	62-65
Golsteyn, Jerry (QB) N. Illinois.....	12/15	79	Harrison, Bob (B) Ohio U.....	20	61
Gonzalez, Anthony (WR) Ohio St.....	11	07-11	Harrison, Dwight (DB) Texas A&I.....	28	78-79
Gonzalez, Joaquin (OL) Miami (Fla.).....	74	05	Harrison, Jonathon (C) Florida.....	72	14-16
Good, Denzelle (T) Mars Hill.....	71	15-18	*Harrison, Marvin (WR) Syracuse.....	88	96-08
Goode, Chris (DB) Alabama.....	37	87-93	Hart, Jeff (T) Oregon State.....	68	79-83
Goode, Najee (LB) West Virginia.....	52	18	Hart, Mike (RB) Michigan.....	32	08-10
*Goode, Tom (C) Mississippi St.....	54	70	*Hartsock, Ben (TE) Ohio State.....	80	04-06
Gordon, Lennox (RB) N. Mexico.....	30	00	Harvey, Mario (LB) Marshall.....	54	12-14
Gordy, Josh (CB) Central Michigan.....	27	12-14	Hasselbeck, Matt (QB) Boston College.....	8	13-15
Gore, Frank (RB) Miami (Fla.).....	23	15-17	Hatchett, Derrick (CB) Texas.....	42	80-83
Grace, Jermaine (ILB) Miami (Fla.).....	56	17	Hathaway, Steve (LB) W. Virginia.....	58	84
Graham, Nick (DB) Tulsa.....	42	08	Hauck, Tim (DB) Montana.....	45	98
*Gramatica, Martin (K) Kansas St.....	10	04-06	Havili, Stanley (RB) USC.....	39	13
Grant, Alan (DB) Stanford.....	26	90-91	*Havrilak, Sam (B) Bucknell.....	17	69-73
*Grant, Bob (LB) Wake Forest.....	51	68-70	*Hawkins, Alex (B) S. Carolina.....	25	59-65, 67-68
Grant, Ryan (WR) Tulane.....	11	18	Hawthorne, Greg (TE) Baylor.....	83	87
Grant, Stephen (LB) W. Virginia.....	59	92-97	*Hayden, Kelvin (DB) Illinois.....	26	05-10
Graves, Marsharne (T) Arizona.....	61	87	Haymond, Alvin (DB) Southern U.....	30	64-67
Gray, Carlton (DB) UCLA.....	26	97	Hazel, Matt (WR) Coastal Carolina.....	14	17
Gray, Cecil (DL) North Carolina.....	75	93-94	Heard, Kellen (DT) Memphis.....	65	12
Gray, Derwin (DB) BYU.....	30	93-97	Heffern, Shawn (OL) Notre Dame.....	79	87
Green, Anthony (DT) N. Carolina St.....	91	81	Heimkreiter, Steve (LB) Notre Dame.....	58	80
Green, E.G. (WR) Florida State.....	84	98-00	Hemphill, Darryl (FS) W. Texas St.....	27	82
Green, Marshay (CB) Mississippi.....	30	12	*Hendricks, Ted (LB) Miami (Fla.).....	83	69-73
Green, T.J. (S) Clemson.....	32	16-17	Henry, Bernard (WR) Arizona St.....	88	82-85
Greene, Scott (RB) Mich. St.....	43	98-99	Henry, Steve (DB) Emporia State.....	44	81
Gregory, Ken (E) Whittier.....	88	61	Hepburn, Lonnie (CB) Texas So.....	43	71-72
Griffin, Wade (T) Mississippi.....	69	77-81	Hermann, John (B) UCLA.....	20	56
Griggs, Perry (KR) Troy State.....	28	77	Herosian, Brian (S) Connecticut.....	29	73
Grimm, Dan (G) Colorado.....	67	69	Herremans, Todd (G) Saginaw Valley St.....	79	15
Grimsley, Ed (LB) Akron.....	56	87	Herrera, Amarlo (LB) Georgia.....	49	15
Grissom, Geneo (DE) Oklahoma.....	75	18	Herrmann, Mark (QB) Purdue.....	9	83-84, 90-92
Groce, Clif (RB) Texas A&M.....	27/33	95-97	Herrrod, Jeff (LB) Mississippi.....	54	88-96, 98
Gronkowski, Chris (FB) Arizona.....	49	11	Herron, Daniel (RB) Ohio State.....	36	13-15
Gross, Lee (C) Auburn.....	52	79	Herzing, Adam (WR) Cal-Poly.....	15	02
Guy, Lawrence (DE) Arizona State.....	67	12-13	Hester, Jessie (WR) Florida State.....	84	90-93
Guy, Winston (S) Kentucky.....	27	15-16	Hetherington, Chris (RB) Yale.....	44	96-98
Guzman, Ramon (LB) Buffalo.....	52	07	Hewitt, Ryan (TE) Stanford.....	45	18
Haddad, Drew (WR) Buffalo.....	84	01-02	Heyward, Craig (RB) Pittsburgh.....	33	98
Haeg, Joe (T) North Dakota State.....	73	16-18	Heyward-Bey, Darrius (WR) Maryland.....	81	13
*Hagler, Tyjuan (LB) Cincinnati.....	56	05-10	Hickman, Dallas (LB) California.....	57	81
Haines, John (DL) Texas.....	90	86	Hickman, Justin (OLB) UCLA.....	55	12
Hairston, Nate (CB) Temple.....	27	17-18	Hicks, Brandon (DT) Bowling Green.....	72	03
Hall, De'von (DB) Utah State.....	45	09	Hicks, Dwight (S) Michigan.....	29	86
Hall, Randy (CB) Idaho.....	33	74-76	Hilger, Rust (QB) Oklahoma St.....	7/12	90-91
Hall, Roy (WR) Ohio State.....	83	07-08	Hill, Anthony (TE) NC State.....	83	11
Hall, Steven (DB) Kentucky.....	35	96	*Hill, Jerry (RB) Wyoming.....	45	61, 63-70
Hamilton, Joe (QB) Georgia Tech.....	3	04	Hill, Michael (RB) Missouri Western St.....	23	14
Hamlin, Ken (DB) Arkansas.....	35	10	Hills, Tony (T) Texas.....	78	12
Hamm, Bob (DE) Nev.-Reno.....	95	87	Hilliard, Corey (T) Oklahoma St.....	72	07-08
Hampton, Jermaine (DB) N. Ill.....	47	01-02	*Hilton, Roy (DE) Jackson St.....	85	65-73
Hancock, Kevin (LB) Baylor.....	51	87	Hilton, T.Y. (WR) Florida Int.....	13	12-18
Hand, Jon (DE) Alabama.....	78	86-94	Hines, Jermale (DB) Ohio State.....	26	11
Hankins, Johnathan (DT) Ohio State.....	95	17	Hines, Nyheim (RB) N.C. State.....	21	18

HISTORY



Hinton, Chris (G/T) Northwestern.....	75	83-89	James, Tommy (B) Ohio St.....	42	56
Hinton, Chuck (DT) N. Carolina Central.....	75	72	Jarvis, Ralph (DL) Temple.....	93	90
*Hinton, Ed (WR) Oklahoma.....	33	69-72	Jaworski, Matt (LB) Colgate.....	59	91
Hoaglin, Fred (C) Pittsburgh.....	54	73	Jean Francois, Ricky (DL) LSU.....	99	13-14
Hobert, Billy Joe (QB) Washington.....	14	00	Jefferson, Joseph (DB) W. Kentucky.....	29	02-05
Hogan, Krishawn (WR) Marion.....	81	17	*Jefferson, Roy (WR) Utah.....	87	70
Hogeboom, Gary (QB) C. Michigan.....	7	86-88	Jenkins, Fletcher (DE) Washington.....	94	82
Holcomb, Kelly (QB) MTSU.....	13	96-00	*Jennings, Tim (DB) Georgia.....	23/27	06-09
Hollier, Dwight (LB) N. Carolina.....	56	00	Johnson, Andre (WR) Miami (Fla.).....	81	15
Holloway, Cornell (DB) Pittsburgh.....	25	90-92	Johnson, Anthony (RB) Notre Dame.....	23	90-93
Holmberg, Rob (LB) Penn State.....	59	98	Johnson, Anthony (DE) LSU.....	97	17
Holmes, Darick (RB) Portland State.....	44	99	Johnson, Antonio (DT) Miss. St.....	99	08-12
Holmes, Khaled (C/G) USC.....	62	13-15	Johnson, Cam (LB) Virginia.....	59	13-14
Holmes, Mike (DB) Syracuse.....	20	11	*Johnson, Charlie (T) Okla.....	74	06-10
Holsey, Bernard (DL) Duke.....	79	00	*Johnson, Cornelius (G) Va. Union.....	60	68-72
Holt, John (CB) W. Texas State.....	21	86-88	Johnson, Curtis (DE) Clark Atlanta Univ.....	94	08
Hooker, Malik (S) Ohio State.....	29	17-18	Johnson, Ed (DT) Penn State.....	92/99	07-09
Horn, Dick (B) Stanford.....	18	58	Johnson, Ellis (DT) Florida.....	62	95-01
Houchin, Thomas (DE) Kansas St.....	67	04	Johnson, Ezra (DE) Morris Brown.....	90	88-89
Howard, Marcus (DE) Georgia.....	92	08	Johnson, Gary Don (DT) Baylor.....	90	80
Howe, Garry (DT) Colorado.....	72	94	Johnson, Greg (DT) Florida State.....	79	77
Howell, Delano (S) Stanford.....	26	12-13	Johnson, Jason (C) Kansas St.....	59/60	97-99
Huard, Brock (QB) Washington.....	7	02-03	Johnson, Kelley (WR) Colorado.....	84	87
Hudson, Nat (G) Georgia.....	63	82	Johnson, Marcus (WR) Texas.....	16	18
Huff, Ken (G) N. Carolina.....	62	75-82	Johnson, Marshall (WR) Hou.....	29/80	75-78
Huffman, Darvell (WR) Boston U.....	85	91	Johnson, Terrence (DB) Cal (PA).....	23	11
Hugasian, Harry (B) Stanford.....	31	55	Johnson, Wayne (QB) Georgia.....	18	89
Hughes, Dante (DB) California.....	20	07-08	Jones, Arthur (DT) Syracuse.....	97	14,16
Hughes, Jerry (DE) TCU.....	92	10-12	Jones, Bert (QB) LSU.....	7	73-81
Hughes, Montori (DL) Tennessee-Martin.....	94	13-14	Jones, Brian (LB) Texas.....	56	91
Hughes, Robert (RB) Notre Dame.....	29	12-13	Jones, Bryant (DB) Toledo.....	33	87
Humber, Ramon (LB) N. Dakota St.....	59	09-10	Jones, Dominique (TE) Shepherd.....	46	12-13
Humiston, Mike (LB) Weber St.....	57	82, 84	Jones, Isaac (WR) Purdue.....	15	99-00
Humm, David (QB) Nebraska.....	10/11	81-82	Jones, Joe (TE) Va. Tech.....	81	87
Humphrey, Ronald (RB) Ms. V. St.....	25	94-95	Jones, Matt (RB) Florida.....	34	17
Humphries, Leonard (DB) Penn St.....	23	94	Jones, Mike (TE) Texas A&M.....	49	93
Hunley, LaMonte (LB) Arizona.....	56	85-86	Jones, Richard (DB) Texas A&I.....	39	96
Hunt, George (K) Tennessee.....	10	73	Jones, Ricky (LB) Tuskegee.....	51	80-83
Hunt, Margus (DE) SMU.....	92	17-18	Jordan, Antony (LB) Vanderbilt.....	91	98
Hunter, Ivy Joe (RB) Kentucky.....	45	89-90	Jordan, Steve (K) USC.....	6	87
Hunter, James (NT) USC.....	92	82	Joseph, Vance (C/G) Colorado.....	43	96
Hutchins, Von (DB) Mississippi.....	27	04-05	*Joyce, Don (DE) Tulane.....	76/83	54-60
Hutton, Trevor (G) Utah State.....	61	04	*June, Cato (LB) Michigan.....	59	03-06
Huzvar, John (RB) Pittsburgh.....	30/38	53-54	Justice, Steve (C/G) Wake Forest.....	53	08
Hyde, Glenn (T) Pittsburgh.....	65	82	Justice, Winston (T) USC.....	69	12
Ijalana, Ben (G) Villanova.....	79	11	Justin, Paul (QB) Arizona State.....	11	95-97
Iorio, Joe (C) Penn State.....	60	04	Justin, Sid (CB) Long Beach St.....	44	82
Inman, Dontrelle (WR) Virginia.....	15	18	Kaczmarek, Mike (LB) Southern Ill.....	52	73
Inslay, Trevor (WR) Nev.-Reno.....	83	01	Kafentzis, Mark (S) Hawaii.....	29	83-84
Irving, Nate (LB) North Carolina St.....	55	15	Kalis, Kyle (G) Michigan.....	68	17
Ismail, Qadry (WR) Syracuse.....	83	02	Kalmanir, Tom (B) Nevada.....	40	53
Jackson, Andrew (LB) Western Kentucky.....	54	14	Kapinos, Jeremy (P) Penn State.....	3	10
Jackson, D'Quell (LB) Maryland.....	52	14-16	Karim, Deji (RB) Southern Illinois.....	36	12
Jackson, Edwin (ILB) Georgia Southern.....	53	16	Keane, Tom (DB) W. Virginia.....	21	53-54
Jackson, Ken (G) Texas.....	74	53-57	Kearse, Tim (WR) San Jose St.....	85	87
Jackson, Marcus (DL) Purdue.....	76	87	*Keaiah, Freddy (LB) San Diego St.....	54	06-09
Jackson, Mark (WR) Purdue.....	84	94	Keith, Kenton (RB) New Mexico St.....	36	07
*Jackson, Marlin (DB) Michigan.....	28	05-09	Kellar, Scott (NT) N. Illinois.....	94	86-87
Jackson, Victor (DB) Bowie State.....	39	86	Kelly, Ryan (C) Alabama.....	78	16-18
Jackson, Wavry (OL) Va. Tech.....	74	98-02	Kennedy, Jimmie (TE) Colorado St.....	85	75-77
Jacquet, Nate (WR) San Diego St.....	18	97	Kent, Joey (WR) Tennessee.....	16	00
James, Brandon (WR) Florida.....	12	10	Kerkorian, Gary (QB) Stanford.....	18	54-56, 58
James, Charles II (CB) Charleston Southern.....	38	16	Kern, Rex (DB) Ohio State.....	44	71-73
James, Edgerrin (RB) Miami.....	32	99-05	Kerr, Zach (NT) Delaware.....	94	14-16
James, Javaris (RB) Miami.....	42	10	Keur, Josh (TE) Michigan State.....	83	00
James, June (LB) Texas.....	58	87	Kiel, Blair (QB) Notre Dame.....	5	86-87

HISTORY



Kight, Danny (K) Augusta State.....	7	99-00	Looney, Joe Don (RB) Oklahoma.....	32	64
King, Brandon (DB) Purdue.....	37	10-11	Lopienski, Tom (RB) Notre Dame.....	36	03-04
King, Deon (LB) Norfolk State.....	50	16	Lorick, Tony (RB) Arizona St.....	33	64-67
King, Justin (WR) Penn State.....	21	12	Louis, Lance (G) San Diego St.....	60	14-15
King, Mitch (DT) Iowa.....	75	10	Lowdermilk, Kirk (C) Ohio State.....	63	93-96
King, Shawn (DE) NE Louisiana.....	96	99	Lowery, Dwight (S) San Jose State.....	33	15
Kirchiro, Bill (G) Maryland.....	64	62	Lowry, Orlando (LB) Ohio St.....	58/59	85-89
Kirchner, Mark (T) Baylor.....	63	84, 86	Luce, Derrel (LB) Baylor.....	58	75-78
Kirkland, Mike (DB) Arkansas.....	15	76-78	Luck, Andrew (QB) Stanford.....	12	12-18
Kirouac, Lou (T) Boston College.....	61	64	Lush, Mike (DB) E. Stroudsburg St.....	28	86
Kitchings, Desmond (WR) Furman.....	12	01	Luther, Ed (QB) San Jose St.....	11	86
*Klecko, Dan (DT) Temple.....	61/90/92	06-07	Lutrus, Scott (LB) Connecticut.....	56	11
Klecko, Joe (NT) Temple.....	73	88	*Lyles, Lenny (DB) Louisville.....	26/43	58, 61-69
Knight, Steve (OL) Tennessee.....	63/73	87-88	Lynch, Corey (DB) Appalachian State.....	42	13
Kofler, Matt (QB) San Diego State.....	12	85	Mack, Marlon (RB) South Florida.....	25	17-18
Koman, Bill (G) North Carolina.....	65	56	Mackey, Dee (E) E. Texas St.....	85	61-62
Kostelnik, Ron (T) Cincinnati.....	65	69	*Mackey, John (TE) Syracuse.....	88	63-71
Kovac, Ed (B) Cincinnati.....	43	60	Macklin, David (DB) Penn State.....	27	00-03
Krahl, Jim (DT) Texas Tech.....	90	79-80	MacLeod, Tom (LB) Minnesota.....	52	74-78
Krauss, Barry (LB) Alabama.....	55	79-88	Madison, Anthony (DB) Alabama.....	37	09
Krieger-Coble, Henry (TE) Iowa.....	45	17	Maggitt, Curt (LB) Tennessee.....	92	16
*Krouse, Ray (DE) Maryland.....	78	58	Mahaffey, Ryan (FB) Northern Iowa.....	47	11
Kunz, George (T) Notre Dame.....	75	75-77, 80	Mahlum, Eric (G) California.....	65	94-96
Labinjo, Mike (LB) Michigan State.....	92	05	*Maitland, Jack (RB) Williams.....	23/40	70
*LaCasse, Ryan (DE) Syracuse.....	99	06	Majkowski, Don (QB) Virginia.....	7	93-94
Lacey, Jacob (DB) Oklahoma St.....	27	09-11	Mallard, Josh (DT) Georgia.....	68	02
La Fleur, Greg (TE) LSU.....	83	86	Mandarich, Tony (T) Michigan St.....	79	96-98
Laird, Bruce (DB) American Intl.....	40	72-81	*Manning, Peyton (QB) Tenn.....	18	98-11
Landy, Greg (QB) Massachusetts.....	11	79-81	Manoa, Tim (RB) Penn State.....	44	91
Landy, LaRon (DB) LSU.....	30	13-14	Maples, Butch (C) Baylor.....	53	63
Langas, Bob (E) Wayne.....	83	54	*Marchetti, Gino (DE) USF.....	75/89	53-64, 66
Lange, Bill (G) Dayton.....	66	53	Marshall, Greg (DT) Oregon St.....	66	78
Langford, Kendall (DE) Hampton.....	90	15-16	Martin, Jim (K) Notre Dame.....	47	63
Langhorne, Reggie (WR) Elizabeth City St.....	85	92-93	Martin, Robbie (WR) Cal Poly-SLO.....	31/88	85-86
LaPointe, Ron (TE) Penn State.....	85	80	Martin, Ronald (S) LSU.....	40	17
Larson, Kurt (LB) Michigan State.....	59	89-90	Martin, Sammy (WR) LSU.....	86	91
*Larson, Lynn (T) Kansas State.....	67	71-72	Martin, Steve (DT) Missouri.....	90	96-98
Laskey, Bill (LB) Michigan.....	71	71-72	Mason, Lindsey (T) Kansas.....	79	83
Lattimore, Brian (RB) SE Mo. State.....	21	91	Mathews, Jason (T) Tex. A&M.....	67/74	94-97
Lawton, Luke (RB) McNeese State.....	45	07	Mathews, Ricardo (DT) Cincinnati.....	91	10-13
Leaks, Roosevelt (RB) Texas.....	48	75-79	Mathias, Ric (DB) Wisc.-LaCrosse.....	42	98
Leberman, Bob (B) Syracuse.....	40	54	Mathis, Dedic (DB) Houston.....	26	96-97
*Lee, David (P) Louisiana Tech.....	49	66-78	*Mathis, Robert (DE) Alabama A&M.....	98	03-13, 15-16
Lee, Keith (DB) Colorado State.....	42	85	Matich, Trevor (OL) BYU.....	64	92-93
Lee, Monte (C) Texas.....	67	65	Matte, Tom (RB) Ohio St.....	27/41	61-72
Lee, Ron (RB) West Virginia.....	34	76-78	Mattes, Ron (T) Virginia.....	75	92
Leeuwenburg, Jay (OG) Colorado.....	58	96-98	Mattiace, Frank (DL) Holy Cross.....	97	87
Lefeged, Joe (DB) Rutgers.....	35	11-13	*Matuszak, Mary (B) Tulsa.....	64	59-61
Leiding, Jeff (LB) Texas.....	92	86-87	Mauck, Carl (LB) So. Illinois.....	65	69
Leigeb, Brian (DB) Cen. Michigan.....	40	02	Maulet, Arthur (CB) Memphis.....	32	18
Leonard, Darius (LB) South Carolina State.....	53	18	*Maxwell, Tom (B) Texas A&M.....	42	69-70
Lesane, Jimmy (B) Virginia.....	31	54-55	Maxwell, Vernon (LB) Arizona St.....	56	83-84
Lester, Keith (TE) Murray St.....	88	87	*May, Ray (LB) USC.....	56	70-72
*Lewis, Harold (B) Houston.....	43	59	Mayo, Ron (TE) Morgan State.....	83	74
Lewis, Joe (T) Compton.....	72	61	Mbu, Joey (NT) Houston.....	94	17
Lewis, Tyquan (DT).....	94	18	McAfee, Pat (P) West Virginia.....	1	09-16
*Lilja, Ryan (G) Kansas State.....	65	04-09	McCall, Reese (TE) Auburn.....	86	78-82
Lindley, Ryan (QB) San Diego State.....	3	15	McCauley, Don (RB) N.Carolina.....	23	71-81
Linhart, Toni (K) Austria Tech.....	2	74-79	McClendon, Jacques (OG) Tenn.....	65/80	10
Linkenbach, Jeff (OT) Cincinnati.....	72	10-13	McClendon, Skip (DL) Arizona St.....	95	92-93
Linn, Jack (T) West Virginia.....	67	91	McCloskey, Mike (HB) Penn State.....	49	87
Linne, Aubrey (E) TCU.....	87	61	McCloughan, Dave (DB) Colorado.....	42	91
*Lipscomb, Gene (DT) Miller H.S.....	76	56-60	McCoy, Tony (NT) Florida.....	61/94	92-99
Little, Jack (T) Texas A&M.....	72	53-54	McDaniel, Emmanuel (DB) E.Carolina.....	39	97-98
Lockett, J.W. (B) Okla. Central.....	35	63	McDonald, Devon (LB) Notre Dame.....	57	93-95
*Logan, Jerry (DB) W. Texas St.....	20	63-72	McDonald, Dewey (S) California (Pa.).....	31	14-15

HISTORY



McDonald, Quintus (LB) Penn St	96	89-91	Moore, Sio (LB) Connecticut.....	51/55	15-16
McDougal, Kevin (RB) Colo. St	43	00-01	Moore, Skai (LB) South Carolina	55	18
McElroy, Leeland (RB) Texas A&M	3499	*Moorehead, Aaron (WR) Illinois	85	03-07
McElroy, Ray (DB) E. Illinois	40	95-98	Morgan, DaJuan (DB) N. Car. St	34	10
*McFarland, Anthony (DT) LSU	92	06-07	Morgan, Stanley (WR) Tenn	86/88	90
McGill, T.Y. (DT) North Carolina State.....	67/99	15-16	*Morrall, Earl (QB) Michigan St	15	68-71
McGlynn, Mike (G/C) Pittsburgh.....	75	12-13	Morris, Darryl (CB) Texas State	35	16
McGregor, Keli (TE) Colorado St	8385	*Morris, Rob (LB) Brigham Young	94	00-07
McGuire, Kaipo (WR) BYU	10/11	97-98	Morris, Stephen (QB) Miami (Fla.)	7	16
McHan, Lamar (QB) Arkansas.....	14/17	61-63	Morris, Antonio (ILB) Florida.....	44	16-17
McKinney, Steve (G) Texas A&M	76	98-01	Morrison, Don (T) Texas-Arl	79	78
McLemore, Chris (RB) Arizona	3687	Morrison, Steve (LB) Michigan	52/92	95-98
McLemore, Thomas (TE) Southern	8195	Morton, Mike (LB) N. Carolina	51	01
McMillan, Chuck (B) John Carroll	3154	Mosier, John (TE) Kansas	88	72
McMillan, Randy (RB) Pittsburgh	32	81-86	Moss, Zoland (RB, TE) Toledo	44	69
McNair, Sean (DL) San Diego St	9090	Moss, Refrell (T) Alabama St	73	89-94
McNary, Josh (LB) Army	57	13-16	Moten, Adrian (LB) Maryland	57	11
McNeill, Mike (TE) Nebraska	8011	Mount, Deiontrez (LB) Louisville	48	16
McNichols, Jeremy (RB) Boise State	3418	Mrosko, Bob (TE) Penn State.....	88	91
McPhail, Buck (RB) Oklahoma	3153	Muhammad, Al-Quadin (DE) Miami (Fla.).....	97	11
McQuaid, Dan (OL) UNLV	6088	Muhammad, Mustafah (DB) Fres. St.....	21/31	99-00
Meadows, Adam (T) Georgia	73	97-03	Muir, Dan (DT) Kent State	90	08-11
Melvin, Rashaan (CB) Northern Illinois	30	16-17	Muamba, Henoc (LB) St. Francis Xavier	51	14
Memmelaar, Dale (G) Wyoming	67	66-67	Mumphord, Lloyd (CB) Texas A&M	42	75-78
Mendenhall, Ken (C) Oklahoma	57	71-80	*Mungrö, James (RB) Syracuse	23	02-06
Meredith, Jamon (T) South Carolina	6414	Munsey, Nelson (CB) Wyoming.....	31	72-77
Merritts, Jim (DL) West Virginia	6587	Murphy, Rob (G) Ohio State	61	02
Metcalfe, Bo (FB) Baylor	2884	Murray, Dan (LB) E. Stroudsburg St	52	89
Mewhort, Jack (G) Ohio State	75	14-17	Murray, Walter (WR) Hawaii	86	86-87
Michael, Christine (RB)	3818	Murtha, Greg (T) Minnesota.....	78	82
Michaels, Lou (DE, K) Kentucky	79	64-69	*Mutscheller, Jim (E) Notre Dame	84	54-61
Mickens, Arnold (RB) Butler	2796	Myers, Bob (T) Ohio St.....	79	55
Middleton, Frank (RB) Florida A&M	43	84-85	*Myhra, Steve (LB, K) N. Dakota	65	57-61
Mike-Mayer, Steve (K) Maryland	5	79-80	Myslinski, Tom (OL) Tennessee	67	98
Mildren, Jack (S) Oklahoma	11	72-73	Nagle, Browning (QB) Louisville	18	94
Miller, Brandon (DT) Georgia	6500	Napowski, Eric (LB) Connecticut	51	89
Miller, Chuckie (DB) UCLA	2888	Neal, Dan (C) Kentucky	50	73-74
Miller, Dan (K) Miami (Fla.)	182	Neal, Leon (RB) Washington	20	96-97
Miller, Eddie (WR) South Carolina	86	92-93	*Nelson, Andy (DB) Memphis St.....	80	57-63
*Miller, Fred (DT) LSU	76	63-72	*Nelson, Dennis (T) Illinois State	68	70-74
Miller, Kyle (TE) Mount Union	8612	Nelson, Jim (LB) Penn State	57	03-04
Miller, Prince (DB) Georgia	2611	Nelson, Quenton (G) Notre Dame.....	56	18
Milligan, Rolan (S) Toledo.....	4218	Nettles, Doug (CB) Vanderbilt	30	74-79
Mills, Jim (T) Hawaii	76	83-84	Nevis, Drake (DT) LSU	94	11-12
Milton, Chris (CB) Georgia Tech	40/28	16-18	*Newsome, Billy (DE) Grambling	81	70-72
Mingo, Barkevious (OLB) LSU	5217	Newsome, Jonathan (LB) Ball State	91	14-15
Mioduszewski, Ed (B) Wm. & Mary	2653	Newton, Jim (OT) Utah State	69	03
Miranda, Paul (DB) Central Florida	2699	Newton, Mike (DB) Buffalo	38	10
Mitchell, Lydell (RB) Penn State	21	72-77	Nichols, Ricky (WR) East Carolina.....	80	85
Mitchell, Mike (S) Ohio	3418	*Nichols, Robbie (LB) Tulsa	52	70-71
Mitchell, Pete (TE) Boston College	4903	Nicks, Hakeem (WR) North Carolina	14	14
*Mitchell, Tom (TE) Bucknell	84	68-73	Nixon, Xavier (T) Florida	71	13-14
Moala, Fili (DT) USC	95	09-13	Noble, James (WR) S.F. Austin	87	87
Moncrief, Donte (WR) Mississippi	10	14-17	Noga, Al (DE) Hawaii	99	94
Montgomery, Monty (DB) Houston	34	97-99	Nottingham, Don (RB) Kent St	48	71-73
Mooney, Ed (LB) Texas Tech	58	72-73	Novak, Ken (DT) Purdue	74	76-77
Moore, Alvin (RB) Arizona State	23	83-84	*Nowatzke, Tom (RB) Indiana	34	70-72
Moore, Corey (S) Georgia	3618	Nugent, Terry (QB) Colo. State	14	87
Moore, Devin (RB) Wyoming	4510	Nunn, Freddie Joe (DE) Miss.	93	94-96
Moore, Henry (B) Arkansas.....	2757	Nussmeier, Doug (QB) Idaho	10	98
Moore, Jimmy (G) Ohio State	6581	*Nutter, Buzz (C) VPI	50	54-60, 65
Moore, Kenny (WR) Wake Forest	8010	Nwokorie, Chukie (DE) Purdue	91	99-02
Moore II, Kenny (CB) Valdosta State	42/23	17-18	Nyers, Dick (B) Indiana Central.....	21/80	56-57
Moore, Larry (OL) Michigan.....	50/72	98-01	Oatis, Victor (WR) N.W. Louisiana	84	83
*Moore, Lenny (RB) Penn State.....	24	56-67	*O'Brien, Jim (K, WR) Cincinnati.....	80	70-72
Moore, Mewelde (RB) Tulane	26/3712	O'Dell, Stu (LB) Indiana	55	78

HISTORY



Odom, Cliff (LB) Texas-Arlington.....	49/93	82-89	Pinkney, Reggie (DB) E. Carolina.....	37	79-81
Odum, George (S) Central Arkansas.....	30	18	Pipkins, Lenzy (CB) Oklahoma State.....	37	18
Ojinnaka, Quinn (T) Syracuse.....	69	11	Pitcock, Quinn (DT) Ohio State.....	97	07
Okine, Earl (DE) Florida.....	95	15	Pittman, Charlie (RB) Penn St.....	42	71
Oldham, Ray (S) Mid. Tenn. St.....	25	73-77	Plantz, Ron (OL) Notre Dame.....	67	87
Olds, Bill (RB) Nebraska.....	38	73-75	Plummer, Bruce (DB) Miss. St.....	23	89
Olive, Bobby (WR) Ohio State.....	16/18	95-96	Plummer, Chad (WR) Cincinnati.....	16/87	99-00
Oliver, Hubert (FB) Arizona.....	30	86	*Plunkett, Sherm (T) Md. St.....	79	58-60
Olsen, Hans (DT) BYU.....	67	01	Pollak, Mike (G) Arizona State.....	78	08-11
Olsen, Seth (G) Iowa.....	73	11-12	Pollard, Marcus (TE) Bradley.....	81	95-04
O'Neal, Calvin (LB) Michigan.....	51	78	Poole, Barney (E) Army, Miss.....	83	53
O'Neal, Robert (DB) Clemson.....	32	93-94	Poole, Tyrone (DB) Fort Valley St.....	38	98-00
*O'Neil, Keith (LB) N. Arizona.....	53	05-06	Pope, Kendyll (LB) Florida State.....	55	04
Ontko, Bob (LB) Penn State.....	51	87	Porter, Ricky (RB) Slippery Rock, Pa.....	20	83
Orduna, Joe (RB) Nebraska.....	37	74	Porter, Ron (LB) Idaho.....	55	67-69
Orlovsky, Dan (QB) Connecticut.....	6	11	Porter, Tracy (WR) LSU.....	87	83-84
*Orr, Jimmy (E) Georgia.....	28	61-70	Potts, Roosevelt (RB) NE Louisiana.....	35/42	93-97
Orvis, Herb (DT) Colorado.....	88	79-81	Powell, Carl (DL) Louisville.....	92	97
O'Steen, Dwayne (DB) San Jose St.....	35	82	Powers, Jerraud (DB) Auburn.....	25	09-12
Ours, Wes (FB) W. Virginia.....	44	01	Prater, Shaun (CB) Iowa.....	26	15
Overton, Matt (LS) W. Washington.....	45	12-16	Pratt, Robert (G) N. Carolina.....	61	74-81
Owens, Luke (T) Kent St.....	72	57	*Preas, George (T) VPI.....	60	55-65
Owens, R.C. (E) Coll. Of Idaho.....	27	62-63	Price, Sheldon (CB) UCLA.....	40	15
Ozdowski, Mike (DE) Virginia.....	51/71	78-81	*Pricer, Billy (RB) Oklahoma.....	31	57-60
Padjen, Gary (LB) Arizona St.....	60/90	82-84, 87	Prior, Mike (DB) Illinois State.....	39	87-92
Pagel, Mike (QB) Arizona St.....	18	82-85	*Proehl, Ricky (WR) Wake Forest.....	11	06
Painter, Curtis (QB) Purdue.....	7	09-11	Pruitt, James (WR) Cal. St.-Ful.....	49/86	88-89
Palmer, Nathan (WR) N. Illinois.....	10	12	Pugh, David (DT) Virginia Tech.....	95	02-03
Pankey, Irv (T) Penn State.....	75	91-92	Purifoy Loucheiz (CB) Florida.....	23	14
Paris, William (OL) Michigan.....	79	91	Pyatt, Brad (WR) N. Colorado.....	84	03-04
Parker, Anthony (DB) Arizona St.....	43	89	Pyle, Palmer (G) Michigan St.....	62	60-63
*Parker, Jim (T/G) Ohio State.....	77	57-67	Quarles, Kelcy (DT) South Carolina.....	73	14
Parker, Steve (DE) E. Illinois.....	78	83-84	Quinn, Mike (QB) S.F. Austin.....	11	98
Parrish, James (OL) Temple.....	75	93	Raba, Bob (TE) Maryland.....	85	80
Parry, David (DT) Stanford.....	54	15-16	Radachowsky, George (DB) Boston Col.....	21	84-85
Pascal, Zach (WR) Old Dominion.....	14	18	Radecic, Scott (LB) Penn St.....	52/97	90-95
Patera, Jack (LB) Oregon.....	61	55-57	Radosevich, George (C) Pitt.....	52/72	54-56
Pathon, Jerome (WR) Wash.....	86	98-01	Raiff, Jim (G) Dayton.....	60	54
Patrick, Garin (OL) Louisville.....	64/68	95-97	Rainey, Chris (RB) Florida.....	25	13
Patten, Joel (T) Duke.....	65	87-88	Ramsey, LaJuan (DT) Southern Cal.....	99	08
Patterson, Eric (CB) Ball State.....	41	15	Ramsey, Tom (DB) UCLA.....	14	89
Pear, Dave (DT) Washington.....	65	75	Randle, Tate (CB) Texas Tech.....	35	83-86
Pearson, Preston (RB) Illinois.....	26	67-69	Randolph, Thomas (DB) Kansas St.....	27	99
Peguese, Willis (DE) Miami.....	96	92-93	Ransdell, Bill (QB) Kentucky.....	9	88
Peko, Tupe (C/G) Michigan State.....	56	02-04	Ratigan, Brian (LB) Notre Dame.....	52	94
*Pellington, Bill (LB) Rutgers.....	36/65	53-64	Ratliff, Keiwan (DB) Florida.....	31/35	07-08
Pelton, Mike (DL) Auburn.....	99	95	Ray, John (OL) West Virginia.....	68	93
Pender, David (DB) Purdue.....	34	10	Raymond, Gerry (G) Boston Col.....	63	82
Pendleton, Jeris (DL) Ashland.....	61	13	Rayner, Dave (K) Michigan State.....	16	05
Pepper, Gene (G) Mississippi.....	60	54	*Reagor, Montae (DT) Texas Tech.....	90	03-06
Perkins, Bruce (RB) Arizona State.....	34	91	*Rechichar, Bert (DB, K) Tenn.....	44	53-59
*Perkins, Ray (WR) Alabama.....	27	67-71	Redd, Glen (LB) BYU.....	58	86
Perry, Joe (RB) Compton CC (CA).....	34	61-62	Redding, Cory (DE) Texas.....	90	12-14
Perry, Josh (OLB) Ohio State.....	49	17	Redmond, Adam (G) Harvard.....	61	17
Perryman, Jim (DB) Milikin.....	43	87	Reece, Geoff (C) Washington St.....	50	78
Person, Mike (C) Montana State.....	72	17	Reed, David (WR) Utah.....	85	13
Peter, Christian (DT) Nebraska.....	97	01	Reed, Mark (QB) Moorhead St, Minn.....	8	83
Petersen, Ted (T) Eastern Illinois.....	71	84	Reese, Guy (T) SMU.....	75	64-65
Peterson, Gerald (T) Texas.....	76	56	*Reid, Darrell (DT) Minnesota.....	95	05-08
Peterson, Mike (LB) Florida.....	52	99-02	*Reid, Dexter (DB) N. Carolina.....	36	05-06
Petrowski, Jamie (TE) Indiana St.....	80	08	Reid, Spencer (LB) BYU.....	56	99
Petties, Neal (E) San Diego St.....	84	64-66	Reitz, Joe (G) W. Michigan.....	76	11-16
Phillips, Carroll (DE) Illinois.....	59	18	Remo, Roger (LB) Syracuse.....	90	87
Phillips, Ryan (LB) Idaho.....	56	01	Renfro, Dean (B) N. Texas St.....	20	55
Phillips, Shawn (LB) Purdue.....	55	14	*Ressler, Glenn (G) Penn State.....	62	65-74
Pierson, Pete (T) Washington.....	69	02	Rhodes, Danny (LB) Arkansas.....	56	74

HISTORY



*Rhodes, Dominic (RB) Midwest St.....	30/33/38	01-06, 08, 10		
Rhodes, Luke (LB/LS) William & Mary.....	46	16-18		
Rice, Simeon (DE) Illinois.....	78	07		
Richard, Jamey (C) Buffalo.....	61	08-11		
*Richardson, Jerry (E) Wofford.....	87	59-60		
Richardson, Mike (DB) Notre Dame.....	37	10		
Richardson, Trent (RB) Alabama.....	34	13-14		
Richardson, Willie (WR) Jackson St.....	87	63-69, 71		
Ricketts, Tom (G) Pittsburgh.....	68	92		
Rideaux, Darrell (DB) USC.....	38	03		
Ridder, Tim (T) Notre Dame.....	72	00-01		
Ridgeway, Hassan (DT) Texas.....	91	16-18		
Riley, Butch (LB) Texas A&I.....	54	69		
Riley, Eugene (TE) Ball State.....	87	90		
Rison, Andre (WR) Michigan St.....	85/87	89		
Roberg, Mike (TE) Idaho.....	85	02		
Robinson, Charles (G) Morgan St.....	66	54		
Robinson, Freddie (DB) Alabama.....	47	87-88		
Robinson, Gijon (TE) Mo. West St.....	47	08-10		
Robinson, Glenn (DE) Oklahoma St.....	71	75		
Robinson, Josh (RB) Mississippi St.....	34	15		
Robinson, Patrick (CB) Florida State.....	25	16		
Robinson, Roderick (QB) Ark.-PB.....	8	01		
Roby, Courtney (WR) Indiana.....	10	08		
Rogers, Chester (WR) Grambling State.....	80	16-18		
Rogers, Da'Rick (WR) Tennessee Tech.....	16	13		
Rogers, Nick (DE) Georgia Tech.....	97	04		
Rogers, Ron (LB) Georgia Tech.....	51	98		
Rowe, David (DT) Penn State.....	74	78		
Royal, Andre (LB) Alabama.....	56	98		
Rucker, Chris (DB) Michigan St.....	36	11		
Rudnick, Tim (DB) Notre Dame.....	43	74		
*Rushing, T.J. (DB) Stanford.....	20/34	06-09		
Rypien, Mark (QB) Wash. State.....	16	01		
Saar, Brad (LB) Ball State.....	59	87		
Salisbury, Sean (QB) USC.....	8/13	87		
Sally, Jerome (NT) Missouri.....	76	87		
Salter, Bryant (DB) Pittsburgh.....	46	76		
*Sample, John (DB) Maryland St.....	44/47	58-60		
Sanchez, Rigoberto (P) Hawaii.....	2	17-18		
*Sanders, Bob (DB) Iowa.....	21	04-10		
Sanders, Glen (LB) Louisiana Tech.....	58	95		
*Sandusky, Alex (G) Clarion.....	68	54-66		
*Sanford, Leo (C) Louisiana Tech.....	55	58		
Sankey, Darnell (ILB) Sacramento State.....	48	17		
Santi, Tom (TE) Virginia.....	86	08-09		
Sapp, Gerome (DB) Notre Dame.....	38	04-05		
Satele, Samson (C) Hawaii.....	64	12-13		
Sattenwhite, Howard (WR-KR) Sam Houston St.....	82	77		
*Saturday, Jeff (C) North Carolina.....	63	99-11		
Saul, Bill (LB) Penn State.....	50	62-63		
Saunders, Wesley (TE) S. Carolina.....	85	12-14		
Sauter, Cory (QB) Minnesota.....	11/16	02-03		
Schlichter, Art (QB) Ohio State.....	10	82, 84-85		
Schmiesing, Joe (DT-DE) N.M. St.....	75	73		
*Schobel, Bo (DE) TCU.....	64	06		
Schultz, William (OL) USC.....	74	90-93		
Scioli, Brad (DE) Penn State.....	99	99-04		
Sciullo, Steve (G) Marshall.....	74	03		
Scott, Chris (DE) Purdue.....	95	84-85		
Scott, Freddie (WR) Amherst.....	86	74-77		
Scott, Freddie (WR) Penn State.....	15	98		
*Scott, Jake (G) Idaho.....	73	04-07		
Senn, Jordan (LB) Portland State.....	51	08-09		
Session, Clint (LB) Pittsburgh.....	55	07-10		
Sharkey, Ed (G) Duke, Nevada.....	64	53		
*Shaw, George (QB) Oregon.....	14	55-58		
Shello, Kendel (DL) Southern.....	97	96-98		
Sheard, Jabaal (DE) Pittsburgh.....	93	17-18		
Sheppard, Kelvin (LB) LSU.....	52	13		
*Sherer, Dave (E) SMU.....	86	59		
Sherwin, Tim (TE) Boston Col.....	83	81-87		
Shields, Burrell (B) John Carroll.....	31	55		
Shields, Lebron (G) Tennessee.....	73	60		
Shields, Paul (RB) Arizona.....	39	99-00		
Shinners, John (G) Xavier.....	64	72		
*Shinnick, Don (LB) UCLA.....	66	57-68		
Shipley, A.Q. (C) Penn State.....	62	12, 14		
Shiver, Sanders (LB) Carson-Newman.....	54	76-83		
Shlapak, Boris (K) Michigan State.....	2	72		
Shoulders, Darin (T) Tulane.....	64	91		
Shula, David (WR) Dartmouth.....	85	81		
Shula, Don (DB) John Carroll.....	25	53-56		
Siani, Mike (WR) Villanova.....	45	78-80		
Silva, Jamie (DB) Boston College.....	40	08-09		
Simmons, Dave (LB) N. Carolina.....	60/96	82		
Simmons, John (CB) SMU.....	41	87		
Simmons, Stacey (WR) Florida.....	85	90		
Simmons, Tony (WR) Wisconsin.....	14	01		
*Simon, Corey (DT) Florida State.....	97	05-06		
Simon, John (OLB) Ohio State.....	51	17		
Simonini, Ed (LB) Texas A&M.....	56	76-81		
Simonson, Dave (T) Minnesota.....	60	74		
Simpson, Chad (RB) Morgan St.....	35	08-09		
*Simpson, Jack (B) Florida.....	41	58-60		
Sims, Ernie (LB) Florida State.....	35	11		
Sims, Marvin (RB) Clemson.....	39	80-81		
Sims, Thomas (DL) Pittsburgh.....	92	93-94		
Sims, Tommy (S) Tennessee.....	45	86		
Sinnot, John (T) Brown.....	79	82		
Siragusa, Tony (NT) Pittsburgh.....	98	90-96		
Slauson, Matt (G) Nebraska.....	68	18		
Slutzker, Scott (TE) Iowa.....	84	96-97		
Small, Torrance (WR) Alcorn State.....	87	98		
Smedley, Eric (DB) Indiana.....	40	99		
*Smith, Billy Ray (T) Ark.....	74/83	61-62, 64-70		
Smith, Braden (T) Auburn.....	72	18		
*Smith, Bubba (DE) Michigan St.....	78	67-71		
Smith, Byron (DE) California.....	91	84-85		
Smith, Ed (LB) Vanderbilt.....	52	80-81		
Smith, Detron (RB) Texas A&M.....	39/42	02-03		
Smith, D'Joun (CB) Florida Atlantic.....	30	15		
Smith, Holden (WR) California.....	84	82		
*Smith, Hunter (P) Notre Dame.....	17	99-08		
Smith, Ollie (WR) Tennessee St.....	80	73-74		
Smith, Phil (WR) San Diego St.....	86	83-84		
Smith, Taj (WR) Syracuse.....	10	10		
Smith, Tevaun (WR) Iowa.....	17	16		
Smith, Thomas (DB) N. Carolina.....	21	01		
Smith, Zeke (LB) Auburn.....	61	60		
Smolinski, Mark (B) Wyoming.....	32	61-62		
*Snow, Justin (TE) Baylor.....	48	00-11		
Snyder, Pat (OL) Purdue.....	57	91		
Sokoli, Kristjan (DE) Buffalo.....	46	16		
Solt, Ron (G) Maryland.....	66	84-88, 92		
*Sommer, Mike (RB) George Wash.....	26	59-61		
*Sorgi, Jim (QB) Wisconsin.....	12	04-09		
Sowell, Bradley (T) Mississippi.....	60	12		
Spence, Sean (ILB) Miami (Fla.).....	55	17		
Speyrer, Cotton (WR) Texas.....	28	72-74		
*Spinney, Art (G) Boston College.....	63/81	53-60		
Stablein, Brian (WR) Ohio St.....	86	94-97		

HISTORY



Stanback, Harry (DE) N. Carolina.....	93	82	Tomberlin, Pat (T) Florida St.....	68	89-90
*Standeford, John (WR) Purdue.....	84	06	Toner, Ed (RB) Boston Col.....	28/44	92-94
Stargell, Tonny (DB) Tenn. State.....	45	92-93	Tongue, Marco (CB) Bowie St.....	46	83
Stark, Rohn (P) Florida State.....	3	82-94	Torretta, Gino (QB) Miami.....	2	97
Staysniak, Joe (T) Ohio State.....	79	92-95	Toth, Zollie (RB) LSU.....	36	53-54
Stevens, Howard (RB) Louisville.....	27	75-77	Toudouze, Michael (T) TCU.....	75	07-11
Steward, Jason (DT) Fresno St.....	68	04-05	Townsend, Deshea (DB) Alabama.....	23	10
Stewart, Grover (DT) Albany State.....	90	17-18	Travis, Ross (TE) Penn State.....	43	17
Stith, Shyrone (RB) Va. Tech.....	30	01-02	Trent, Morgan (DB) Michigan.....	26	11
Stock, Mark (WR) VMI.....	10/15	96	Triplett, Nate (LB) Minnesota.....	54	10-11
*Stokley, Brandon (WR) SW La.....	83	03-06	Tripplett, Larry (DT) Washington.....	75	02-05
Stone, Avatus (B) Syracuse.....	41	58	Troup, Bill (QB) S. Carolina.....	12	74, 76-78
Stonebreaker, Steve (LB) Detroit.....	31	64-66	Trudeau, Jack (QB) Illinois.....	10	86-93
Stover, Matt (K) Louisiana Tech.....	3	09	Tryon, Justin (DB) Arizona St.....	20	10-11
Street, Devin (WR) Pittsburgh.....	81	16	Tuinei, Van (DL) Arizona.....	96	98
Streeter, George (DB) Notre Dame.....	46	90	Tullis, Willie (CB) Troy State.....	42	87-88
Strickland, Donald (DB) Colorado.....	30	03-05	Tupa, Tom (QB) Ohio State.....	7	92
Strock, Don (QB) Virginia Tech.....	12	89	Turay, Kemoko (DE) Rutgers.....	57	18
Strofolino, Mike (LB) Villanova.....	51	65	Turbin, Robert (RB) Utah State.....	33	16-18
Studebaker, Andy (LB) Wheaton.....	58	13-15	Turner, Bake (E) Texas Tech.....	30	62
*Stukes, Charles (DB) Md. St.....	47	67-72	Turner, Floyd (WR) N.W. Lou.....	85/88	94-95
Stynchula, Andy (T) Penn State.....	83	66-67	Turner, Ricky (QB) Wash. State.....	12	88
*Sullivan, Dan (G,T) Boston Col.....	71	62-72	Ugoh, Tony (T) Arkansas.....	67	07-09
Swoope, Craig (DB) Illinois.....	26	87-88	*Ulrich, Matt (G) Northwestern.....	69	05-06
Swoope, Erik (TE) Miami (Fla.).....	86	15-16, 18	*Unitas, John (QB) Louisville.....	19	56-72
Sword, Sam (LB) Michigan.....	98	00-02	*Utecht, Ben (TE) Minnesota.....	47/86	04-07
*Szymanski, Dick (C, LB) Notre Dame.....	52	55, 57-68	Utt, Ben (G) Georgia Tech.....	64	82-89
Tabor, Tom (DT) Baylor.....	76	82	Van Divier, Randy (T) Washington.....	79	81
Taliaferro, George (B) Indiana.....	20	53-54	Van Dуйne, Bob (G) Idaho.....	67	74-80
Tamme, Jacob (TE) Kentucky.....	84	08-11	Vance, Eric (DB) Vanderbilt.....	37	02
*Taseff, Carl (B) John Carroll.....	23	53-61	Vander Laan, Jason (TE) Ferris State.....	45	17
Tate, David (DB) Colorado.....	49	94-97	Vander Poel, Mark (T) Col.....	72/75	91-92
Taylor, David (T) Catawba.....	64	73-79	Vanderbeek, Matt (LB) Mich. St.....	58	90-92
Taylor, Hosea (DE) Houston.....	90	81, 83	Vanderjagt, Mike (K) W. Va.....	12/13	98-05
Taylor, Jim Bob (QB) Georgia Tech.....	12	83	Varga, Tyler (RB) Yale.....	38	15
Taylor, Keith (DB) Illinois.....	27	88-91	Varty, Mike (LB) Northwestern.....	51	75
Teichelman, Lance (DL) Texas A&M.....	99	94	Vaughn, Cassius (CB) Mississippi.....	32	12-13
Tepper, Mike (G) California.....	67	11	Vaughn, Chip (DB) Wake Forest.....	49	10
Tevaseu, Martin (NT) UNLV.....	68	12	Venuto, Jay (QB) Wake Forest.....	14	81
Thomas, Ahmad (LB) Oklahoma.....	54	18	Venzke, Patrick (T) Idaho.....	65	04
Thomas, Donald (G) Connecticut.....	66	13	Verdin, Clarence (WR) SW Lou.....	83	88-93
Thomas, Jaimie (G) Maryland.....	73	10	Vessels, Billy (RB) Oklahoma.....	21	56
Thomas, Jesse (B) Mich. St.....	40/41	55-57	Vickers, Kipp (OL) Miami.....	71	93-97
*Thomas, Josh (DE) Syracuse.....	91	04-09	*Vinatieri, Adam (K) S. Dakota St.....	4	06-18
Thomas, Josh (CB) Buffalo.....	35	15	Virkus, Scott (DE) San Fran. CC.....	94	84-85
Thomas, Kevin (DB) USC.....	21	11	*Vogel, Bob (T) Ohio St.....	72	63-72
Thomas, Mark (DL) N. Car. St.....	75/90	98-01	Von der Ahe, Scott (LB) Arizona St.....	51	97
Thomas, Marquise (LB) Miss.....	94	93	*Volk, Rick (DB) Michigan.....	21	67-75
Thomas, Ratcliff (LB) Maryland.....	51/55	98-00	Vollers, Kurt (T) Notre Dame.....	60	05
Thomas, Spencer (DB) Washburn.....	46	76	Vujnovich, Jeremy (T/G) Louisiana College.....	67	16-17
Thompson, Ariand (G) Baylor.....	67	82	Waechter, Henry (DE) Nebraska.....	71	83-84
Thompson, Aundra (WR) E. TX. St.....	21	83	Walczak, Mark (TE) Arizona.....	83/84	87
Thompson, Don (DE) Richmond.....	83	62-63	Walden, Erik (LB) Middle Tennessee State.....	93	13-16
Thompson, Donnel (LB/FB) Wisc.....	47/5	01-03	Walker, Anthony (LB) Northwestern.....	50	17-18
Thompson, Donnell (DE) N. Carolina.....	99	81-91	Walker, Joe (DB) Nebraska.....	20	02
Thompson, Norm (DB) Utah.....	43	77-79	Walker, Tony (LB) SE Mo. St.....	92	90-93
Thompson, Ricky (WR) Baylor.....	88	76-77	Wallace, Jackie (S) Arizona.....	20	75-76
Thornton, David (LB) N. Carolina.....	50	02-05	Walls, Raymond (DB) So. Miss.....	42	01
Thornton, Hugh (G) Illinois.....	69	13-15	Walsh, Steve (QB) Miami.....	4	99
Thornton, Reggie (WR) Bowl. Green.....	86	91	Walters, Troy (WR) Stanford.....	86	02-05
Thorp, Don (NT) Illinois.....	62/78/96	87-88	Ward, Jihad (DT) Illinois.....	51	18
Thorpe, Craphonso (WR) Florida St.....	15	07	Ward, Jim (QB) Gettysburg.....	16	67-69
*Thurston, Fred (G) Valparaiso.....	64	58	Warren, Lamont (RB) Colorado.....	21	94-98
*Tipton, Zurlon (RB) Central Michigan.....	37	14-15	Washington, Charles (DB) Cameron.....	46	89
Toler, Greg (DB) St. Paul's College.....	28	13-15	Washington, Joe (RB) Oklahoma.....	20	78-80
Tolzien, Scott (QB) Wisconsin.....	16	16-17	Washington, Marcus (LB) Auburn.....	53	00-03

HISTORY



Washington, Ronnie (LB) NE Lou.....	57	89	Williams, Sid (LB) Southern.....	64	68
Watts, Damon (DB) Indiana.....	36	94-97	Williams, Steve (DT) Western Car.....	74	74
*Wayne, Reggie (WR) Miami.....	87	01-14	Williams, Teddy (CB) Texas-San Antonio.....	21	12
Weathers, Clarence (WR) Del. St.....	85	89	Williams, Trey (RB) Texas A&M.....	40	15
Webb, J'Marcus (T) West Texas A&M.....	61	18	Williams, Vaughn (DB) Stanford.....	40	84
Welch, Jim (B) SMU.....	46	60-67	Williams, Warren (RB) Miami.....	44	93
Wells, Mike (DT) Iowa.....	95	01	Willy, Drew (QB) Buffalo.....	16	09
Welsh, Jonathan (DE) Wisconsin.....	99	05	Wilson, Abu (RB) Utah State.....	37	98
Werner, Bjoern (LB) Florida State.....	92	13-15	Wilson, Butch (E) Alabama.....	86	63-67
West, Derek (T) Colorado.....	72	95-97	Wilson, Jamie (OL) Marshall.....	71	99
Westerman, Jamaal (LB) Rutgers.....	97	12	Wilson, Quincy (CB) Florida.....	31	17-18
Whalen, Griff (WR) Stanford.....	17	12-15	Wilmot, Trevor (LB) Indiana.....	96	95
Wheeler, Philip (LB) Ga. Tech.....	50	08-11	Windauer, Bill (DT) Iowa.....	65	73-74
White, Blair (WR) Michigan St.....	15	10-11	Wingate, Elmer (E) Maryland.....	84/89	53
White, Bob (B) Stanford.....	25	55	Winkler, Jim (T) Texas A&M.....	76/79/84	53
White, Brad (DT) Tennessee.....	92	84-85	Winn, Billy (DT) Boise State.....	99	15
White, D.J. (CB) Georgia Tech.....	37	17	Winter, Blaise (DE) Syracuse.....	96	84
White, Stan (LB) Ohio State.....	53/54	72-79	Wisniewski, Leo (NT) Penn St.....	69	82-84
White, Will (DB) Florida.....	21	93	Wolford, Will (T) Vanderbilt.....	67	93-95
Whitehurst, Charlie (QB) Clemson.....	6	15	Womble, Royce (RB) N. Texas St.....	26	54-57
Whiteside, Keyon (LB) Tenn.....	52	03-04	Wonsley, George (RB) Miss. St.....	34	84-88
Whittington, Bernard (DE) Indiana.....	95	94-00	Wood, Mike (K) S.E. Missouri.....	16	81-82
Widell, Doug (G) Boston College.....	64	96-97	Woods, Al (NT) LSU.....	99	17-18
Wiegmann, Casey (OL) Iowa.....	68	96	Woods, Mike (LB) Cincinnati.....	59	79-81
Wiggins, Jermaine (TE) Georgia.....	85	02	Wooten, Tito (DB) NE Louisiana.....	28	99
Wilcox, J.J. (S) Georgia Southern.....	37	18	Workman, Vince (RB) Ohio State.....	46	95-96
Wilkerson, Daryl (DE) Houston.....	92	81	Worsley, Victor (LB) North Carolina.....	51	07
Wilkins, Jordan (RB) Mississippi.....	20	18	*Wright, George (DT) Houston.....	60/74	70-71
*Wilkins, Terrence (WR) Virginia.....	10/80	99-01, 03, 06	Wright, Johnnie (RB) S.C.-Col.....	38	82
Williams, Brandon (TE) Oregon.....	85	17	Wright, Keith (DL) Missouri.....	97	04
Williams, Duke (S) Nevada.....	31	16	Wright, Steve (T) Northern Iowa.....	73	83-84
Williams, Frankie (CB) Purdue.....	37	16	Wright, Terry (DB) Temple.....	27/40	87-88
Williams, John (RB) Wisconsin.....	40	87	Yeboah-Kodie, Phil (LB) Penn St.....	57	96
*Williams, John (G) Minnesota.....	75	68-71	Yohn, Dave (C) Gettysburg.....	51	62
Williams, Jonathan (RB) Arkansas.....	39	18	Young, Anthony (DB) Temple.....	37	85
Williams, Josh (DT) Michigan.....	96	00-05	Young, Buddy (B) Illinois.....	22	53-55
Williams, Kendall (CB) Arizona St.....	44	83	Young, Dave (TE) Purdue.....	81/86	83-84
Williams, Kerwynn (RB) Utah State.....	37	13	Young, Dick (B) Chattanooga.....	24/31	55-56
Williams, Kevin (WR) USC.....	21	81	Young, Fredd (LB) New Mex. St.....	56	88-90
Williams, Newton (RB) Arizona St.....	39	83	Zabel, Steve (LB) Oklahoma.....	58	79
Williams, Oliver (WR) Illinois.....	86	85-86	Zbikowski, Tom (S) Notre Dame.....	28	12
Williams, Payton (DB) Fresno St.....	28	00	Zgonina, Jeff (DL) Purdue.....	90	98
Williams, Ricky (RB) Texas Tech.....	35	02-03			

The following players and coaches were members of the Baltimore Colts teams that played in the All American Football Conference and then in the NFL during the 1947-1950 seasons.

COACHES

Campofreda, Nick – W. Md.....	1947	Edmonds, Don – Indiana.....	1947	Miner, Wayne – Notre Dame.....	1950
Conkright, Bill – Oklahoma.....	1949	Hewlett, Andy – Davidson.....	1947	O'Rourke, Chas. – Boston College.....	1949
Crow, Clem – Notre Dame.....	1950	Hunt, Joel – Texas A&M.....	1947	Pirro, Rocco – Catholic U.....	1950
Defilippo, Lou – Fordham.....	1948	Isbell, Cecil – Purdue.....	1947-49	Stidham, Tom – Haskell.....	1947-48
Driskill, Walter – Colorado.....	1949	Michalske, Mike – Penn State.....	1949	Taylor, John – Ohio State.....	1947

PLAYERS

Akins, Frank (B) Washington St.....	47	Blandin, Ernie (T) Tulane.....	41	48-50
Artoe, Lee (T) Santa Clara, Calif.....	44	Blount, Lamar (E) Mississippi St.....	59	47
Averno, Sisto (G) Muhlenberg College.....	32	Brown, Hardy (LB) Tulsa.....	73	50
Barwegen, Dick (G) Purdue.....	31	Buksar, George (B) Purdue, USF.....	77	50
Baumgartner, Bill (E) Minnesota.....	29	Burk, Adrian (QB) Baylor.....	68	50
Bechtol, Hub (E) Texas.....	57	Campbell, Leon (B) Arkansas.....	78	50
Beson, Warren (C) Minnesota.....	32	Case, Ernie (B) UCLA.....	67	47
Berezney, Pete (T) Notre Dame.....	47	Castiglia, Jim (B) Georgetown.....	29	47
Black, John (B) Mississippi State.....	85	Coleman, Herb (C) Notre Dame.....	22/29	48
Blanda, George (QB) Kentucky.....	64	Collins, Albin (B) LSU.....	88	50

HISTORY



Colo, Don (T) Brown.....	45	50	Mellus, John (T) Villanova.....	48	47-49
Cooper, Ken (C) Vanderbilt.....	33	49-50	Mertes, Bus (B) Iowa.....	73	47-48
Corley, Elbert (C) Mississippi State.....	22	48	Meyer, Gil (E) Wake Forest.....	55	47
Cowan, Bob (C) Indiana.....	83	49	Mobley, Rudy (B) Hardin-Simmons.....	81	47
Crisler, Hal (E) San Jose State.....	56	50	Murray, Earl (G) Purdue.....	30	50
Cure, Armand (B) Rhode Island.....	62	47-49	Mutryn, Chet (B) Xavier.....	81	50
Davis, Lamar (E) Ga. Tech.....	51	47-49	Nelson, Bob (C) Baylor.....	28	50
Dellerba, Spiro (B) Ohio State.....	71/77	48-49	Nemeth, Steve (B) Notre Dame.....	48	47
Donovan, Art (DT) Boston Col.....	49/70	50	Nolander, Don (C) Minnesota.....	22	47
Dudish, Andy (B) Georgia.....	88	47	North, John (E) Vanderbilt.....	55	48-50
Faunce, Everett (B) Minnesota.....	89	49	Nowaskey, Bob (DE) Washington.....	52	48-50
Filchock, Frank (B) Indiana.....	64	50	Oristaglio, Bob (E) Penn.....	57	50
Fletcher, Arthur (E) Washburn.....	53	50	O'Rourke, Chas. (B) Boston Col.....	66	48-49
Fowler, Aubrey (B) Arkansas.....	80	48	Owens, Jim (E) Oklahoma.....	59	50
French, Barry (G) Purdue.....	35	47-50	Page, Paul (B) SMU.....	88	49
Galvin, John (B) Purdue.....	63	47	Perina, Bob (B) Princeton.....	84	50
Gambino, Lucien (B) Maryland.....	77/89	48-49	Perpich, George (T) Georgetown.....	48	47
Garrett, Bill (G) Miss. St.....	30	48-49	Pfohl, Bob (B) Purdue.....	85	48-49
Getchell, Gorham (E) Temple.....	59	47	Phillips, Mike (C) W. Maryland.....	21	47
Gillory, Byron (B) Texas.....	87	49	Poole, Oliver (E) Mississippi.....	54	48
Grain, Ed (G) Penn.....	33/45	47-48	Prewitt, Felto (C) Tulsa.....	20	49
Grossman, Rex (B) Indiana.....	74	47-48, 50	Rich, Herb (B) Vanderbilt.....	87	50
Groves, George (G) Marquette.....	37	48	Ruthstrom, Ralph (B) SMU.....	84	49
Handley, Dick (C) Fresno State.....	24	47	Salata, Paul (E) USC.....	51	50
Hekkers, George (T) Wisconsin.....	44	47	Schweder, John (G) Penn.....	37/66	50
Higgins, Luke (G) Notre Dame.....	31/32/38	47	Schwenk, Bud (B) Wash. U.....	40/64	47
Hillenbrand, Bill (B) Indiana.....	82	47-48	Sidorik, Alex (T) Miss. St.....	44	48-49
Jagade, Harry (B) Indiana.....	76	49	Sigurdson, Sig (E) Lutheran.....	56	47
Jenkins, Jon (T) Dartmouth.....	47	49-50	Simmons, Jack (G) Detroit.....	32	48
Jensen, Bob (E) Iowa State.....	54	50	Sinkwich, Frank (B) Georgia.....	76	47
Jones, Ralph (E) Alabama.....	52	47	Smith, Joe (E) Texas Tech.....	56	48
Kasap, Mike (T) Illinois.....	46	47	Spaniel, Frank (B) Notre Dame.....	85	50
Kelly, Bob (B) Notre Dame.....	89	49	Spavital, Jim (B) Okla. A&M.....	76	50
King, Ed (G) Boston College.....	34	50	Spinney, Art (G) Boston College.....	53	50
Kingery, Wayne (B) LSU.....	80	49	Spruill, Jim (T) Rice.....	46	48-49
Kissell, Vito (B) Holy Cross.....	72	50	Stewart, Ralph (C) Missouri-N.D.....	20	48
Klug, Al (T) Marquette.....	38/41	47-48	Stone, Bill (B) Bradley.....	82	49-50
Kodba, Joe (C) Purdue.....	28	47	Sylvester, John (B) Temple.....	83	48
Konetsky, Floyd (E) Florida.....	54	47	Terrell, Ray (B) Mississippi.....	83	47
Landrigan, Jim (T) Holy Cross-Dartmouth.....	59	47	Tillman, Alonzo (C) Oklahoma.....	22	49
Leicht, Jake (B) Oregon.....	81	48-49	Tittle, Y.A. (QB) LSU.....	63	48-50
Leonard, Bill (E) Notre Dame.....	54	49	Trebotich, Ivan (B) St. Mary's.....	77	47
Lio, Augie (G) Georgetown.....	37	47	Vacanti, Sam (B) Nebraska.....	67/69	48-49
Livingstone, Bob (B) Notre Dame.....	86	50	Vardian, John (B) Ft. Pierce.....	87	47-48
Madar, Elmer (E) Michigan.....	53	47	Wedemeyer, Herman (B) St. Mary's.....	87	49
Maggioli, Achille (B) Notre Dame.....	80	50	Williams, Joel (C) Texas.....	22	50
Marrino, Vic (G) Ohio State.....	34	47	Williams, Windell (E) Rice.....	53	48
Maves, Earl (B) Wisconsin.....	48	48	Wright, John (B) Maryland.....	71	47
Mayne, Lew (B) Texas.....	88	48	Yokas, Frank (G) Great Lakes NTS.....	30	47
Mazzanti, Gino (B) Arkansas.....	83	50	Zalejski, Ernie (B) Notre Dame.....	89	50
McCormick, Len (C) Baylor.....	28	48	Zorich, George (G) Northwestern.....	33	47



ALL-TIME JERSEY NUMBERS

Based on players with game participation or included on active game-day rosters. De-activated or inactive gameday players are included. Asterisk (*) denotes pre-1953 Colts

1 Matt Bryant, Pat McAfee, Dan Miller (3)

2 Raul Allegre, Tim Brown, Josh Johnson, Toni Linhart, Rigoberto Sanchez, Boris Shlapak, Gino Torretta (7)

3 Mike Cofer, Joe Hamilton, Rohn Stark, Matt Stover, Ryan Lindley (5)

4 Dean Biasucci, Mike Bragg, Jim Harbaugh, Adam Vinatieri, Steve Walsh (5)

5 Dean Biasucci, Travis Brown, Kerry Johnson, Craig Colquitt, Josh Freeman, Blair Kiel, Steve Mike-Mayer, Drew Stanton (8)

6 Jose Cortez, Steve Jordan, Dan Orlovsky, Charlie Whitehurst (4)

7 Jacoby Brissett, Craig Erickson, Martin Gramatica, Rusty Hilger, Gary Hogeboom, Brock Huard, Danny Knight, Bert Jones, Don Majkowski, Stephen Morris, Curtis Painter, Tom Tupa (12)

8 Shane Andrus, Chandler Harnish, Matt Hasselbeck, Mark Reed, Roderick Robinson, Sean Salisbury (6)

9 Jason Baker, Kerry Brady, Mike Garrett, Mark Herrmann, Brad Kaaya, Bill Ransdell (6)

10 Doug Brien, Wendell Davis, Bucky Dilts, Daurice Fountain, Martin Gramatica, David Humm, George Hunt, Kaipo McGuire, Donte Moncrief, Doug Nussmeier, Nathan Palmer, Courtney Roby, Art Schlichter, Taj Smith, Mark Stock, Jack Trudeau, Terrence Wilkins (17)

11 Donnie Avery, Quan Bray, JaJuan Dawson, Bob Gagliano, Jeff George, Anthony Gonzalez, Ryan Grant, David Humm, Paul Justin, Greg Landry, Josh Lenz, Ed Luther, Kaipo McGuire, Jack Mildren, Ricky Proehl, Mike Quinn, Cory Sauter (17)

12 Kerwin Bell, Quan Cosby, Joe Ferguson, Jerry Golsteyn, Jim Harbaugh, Rusty Hilger, Desmond Kitchens, Matt Kofler, Andrew Luck, Jim Sorgi, Don Strock, Jim Bob Taylor, Bill Trout, Ricky Turner, Mike Vanderjagt (15)

13 T.Y. Hilton, Kelly Holcomb, Sean Salisbury, Mike Vanderjagt (4)

14 Jess Atkinson, Cary Blanchard, Ed Brown, Marty Domres, Sam Giguere, Matt Hazel, Billy Joe Hobert, Lamar McHan, Hakeem Nicks, Terry Nugent, Zach Pascal, Tom Ramsey, George Shaw, Jay Venuto (14)

15 K.J. Brent, LaVon Brazill, Gary Cuozzo, Chris Doering, Phillip Dorsett, Jerry Golsteyn, Adam Herzing, Dontrelle Inman, Isaac Jones, Mike Kirkland, Earl Morrall, Freddie Scott, Tony Simmons, Mark Stock, Craphonso Thorpe, Blair White (16)

16 Josh Cribbs, Marcus Johnson, Joey Kent, Bobby Olive, Chad Plummer, Dave Rayner, Da'Rick Rodgers, Mark Rypien, Cory Sauter, Scott Tolzien, Jim Ward, Drew Willy, Mike Wood (13)

17 Kamar Aiken, Ray Brown, Chris Chandler, Austin Collie, Fred Enke, Chris Gardocki, Sam Havrilak, Steve Ishmael, Lamar McHan, Hunter Smith, Tevaun Smith, Griff Whalen (12)



Eugene Benhart, Ben Bronson, Cotton Davidson, Dick Flowers, Dick Horn, Nate Jacquet, Gary Kerkorian, Peyton Manning, Browning Nagle, Bobby Olive, Mike Pagel RETIRED FOR PEYTON MANNING (11)



Cotton Davidson, Jack DelBello, John Unitas RETIRED FOR JOHN UNITAS (3)

20 Albert Bentley, Jeff Burris, Darius Butler, Milt Davis, Autry Denson, Mike Doss, Jim Harness, Bob Harrison, John Hermann, Mike Holmes, Dante Hughes, Jerry Logan, Leon Neal, Ricky Porter, *Felto Prewitt, Dean Renfro, T.J. Rushing, *Ralph Stewart, George Taliaferro, Justin Tryon, Joe Walker, Jackie Wallace, Joe Washington, Jordan Wilkins (24)

21 Jalil Brown, Walter Bryan, Cotton Davidson, Vontae Davis, Art DeCarlo, Shaun Draughn, Walt Harris, Nyheim Hines, John Holt, Tom Keane, Justin King, Brian Lattimore, Paul Miranda, Mustafah Muhammad, Dick Nyers, *Mike Phillips, George Radachowsky, Bob Sanders, Thomas Smith, Kevin Thomas, Aundra Thompson, Billy Vessels, Rick Volk, Lamont Warren, Will White, Kevin Williams, Teddy Williams (27)



*Herb Coleman, *Elbert Corley, *Don Nolander, *Alonzo Tillman, *Joel Williams, Buddy Young RETIRED FOR BUDDY YOUNG (6)

23 Kenny Daniel, Vontae Davis, Art DeCarlo, Keith Elias, Frank Gore, Leonard Humphries, Tim Jennings, Anthony Johnson, Terrance Johnson, Jack Maitland, Dedric Mathis, Don McCauley, Alvin Moore, Kenny Moore II, James Munroe, Bruce Plummer, Loucheez Purifoy, Carl Taseff, Al Afalawa (19)



Larry Coutre, *Dick Handley, Lenny Moore, Dick Young RETIRED FOR LENNY MOORE (4)

25 Larry Asante, Robert Blackmon, Tom Bleick, Jalil Brown, John Call, Tony Carter, Michael Coe, Tom Curtis, Nesby Glasgow, Nick Harper, Alex Hawkins, Cornell Holloway, Ronald Humphrey, Marlon Mack, Ray Oldham, Jerraud Powers, Chris Rainey, Patrick Robinson, Don Shula, Bob White (20)

26 Kim Anderson, Wayne Bacon, Pat Ballage, Vick Ballard, Tony Blevins, Dewell Brewer, Rodregis Brooks, Clayton Geathers, David Gibson, Alan Grant, Carlton Gray, Wendell Harris, Kelvin Hayden, Jermale Hines, Delano Howell, Dion Lewis, KeLenny Lyles, Dedric Mathis, Prince Miller, Ed Mioduszewski, Lydell Mitchell, Mewelde Moore, Preston Pearson, Shaun Prater, Mike Sommer, Craig Swoope, Morgan Trent, Royce Wombit (28)

27 Lance Ball, Rico Clark, Preston Davis, Curtis Dickey, Hubert Ginn, Josh Gordy, Cliff Groce, Winston Guy, Nate Hairston, Darryl Hemphill, Von Hutchins, Tim Jennings, Jacob Lacey, Tom Matte, David Macklin, Arnold Mickens, Henry Moore, R.C. Owens, Ray Perkins, Thomas Randolph, Howard Stevens, Keith Taylor, Terry Wright (23)

28 Idrees Bashir, Stevie Brown, Lee Davis, Marshall Faulk, Cleveland Franklin, Perry Griggs, Dwight Harrison, Marlin Jackson, *Joe Kodba, Mike Lush, *Len McCormick, Bo Metcalf, Chuckie Miller, Chris Milton, *Bob Nelson, Jimmy Orr, Howard Satterwhite, Cotton Speyrer, Jordan Todman, Greg Toler, Ed Toner, Payton Williams, Tito Wooten, Tom Zbikowski (24)

HISTORY



- 29** Mike Adams, Joseph Addai, Don Alley, *Bill Baumgartner, Jason Belsler, *Jim Castiglia, *Herb Coleman, Eric Dickerson, Jitter Fields, Ben Garry, Brian Herosian, Dwight Hicks, Malik Hooker, Robert Hughes, Joseph Jefferson, Marshall Johnson, Mark Kafentzis (17)
- 30** Larry Anderson, Melvin Carver, David Caldwell, Joe Cribbs, Clifton Dawson, DeDe Dorsey, Justin Forsett, Willie Franklin, *Bill Garrett, Ron Gardin, Lennox Gordon, Derwin Gray, Marshay Green, Alvin Hammond, John Huzvar, LaRon Landry, Rashaan Melvin, *Earl Murray, Doug Nettles, George Odum, Hubert Oliver, Dominic Rhodes, D'Joun Smith, Shyrone Stith, Donald Strickland, Bake Turner, Abu Wilson, *Frank Yokas (28)
- 31** Michael Ball, *Dick Barwegan, Dick Bielski, Donald Brown, Jalil Brown, Kory Chapman, Leonard Coleman, Antonio Cromartie, Cliff Crosby, Zachary Dixon, Perry Lee Dunn, Mike Echols, Derrick Frazier, *Luke Higgins, Harry Hugasian, Jimmy Lesane, Robbie Martin, Dewey McDonald, Chuck McMillan, Buck McPhail, Mustafah Muhammad, Nelson Munsey, Billy Pricer, Keiwan Ratliff, Burrell Shields, Steve Stonebreaker, Duke Williams, Quincy Wilson, Dick Young (29)
- 32** Colt Anderson, *Sisto Averno, *Warren Beson, Ken Clark, Jalen Collins, Nate Craddock, Zack Crockett, Mike Curtis, Darren Evans, T.J. Green, Mike Hart, *Luke Higgins, Edgerrin James, Joe Don Looney, Arthur Maulet, Randy McMillan, Robert O'Neal, *Jack Simmons, Mark Smolinski, Cassius Vaughn (20)
- 33** Abdul-Karim al-Jabbar, Ashley Ambrose, Vick Ballard, Melvin Bullitt, *Ken Cooper, Curtis Dickey, *Ed Grain, Cliff Groce, Randy Hall, Craig Heyward, Eddie Hinton, Bryant Jones, Tony Loric, Dwight Lowery, Dominic Rhodes, Robert Turbin, *George Zorich (17)
- 34** Bob Baldwin, Ray Buchanan, Delone Carter, Terry Cole, Jeff Delaney, Jason Doering, Josh Ferguson, Matt Jones, *Ed King, Ron Lee, *Vic Marino, Leeland McElroy, Jeremy McNichols, Mike Mitchell, Monty Montgomery, Tom Nowatzke, Bruce Perkins, Joe Perry, Trent Richardson, Josh Robinson, T.J. Rushing, George Wonsley (22)
- 35** Alan Ameche, Ran Carthon, Conrad Clarks, Rodney Culver, Akeem Davis, Ted Davis, Pierre Desir, Glenn Doughty, Jim Duncan, *Barry French, Ken Hamlin, Steven Hall, Joe Lefeged, J.W. Lockett, Darryl Morris, Dwayne O'Steen, Roosevelt Potts, Tate Randle, Keiwan Ratliff, Chad Simpson, Josh Thomas, Ricky Williams (22)
- 36** Don Anderson, John Andrews, John Baylor, Barry Brown, Norm Bulaich, Jim Finn, Don Hardeman, Daniel Herron, Deji Karim, Kenton Keith, Tom Lopienski, Chris McLemore, Corey Moore, Bill Pellington, Dexter Reid, Chris Rucker, Zolie Toth, Damon Watts (18)
- 37** Ocie Austin, Chuck Banks, Chad Cota, Chris Goode, *George Groves, D.J. Killings, Brandon King, *Augie Lio, Anthony Madison, Melwede Moore, Joe Orduna, Reggie Pinkney, Lenzy Pipkins, Mike Richardson, *John Schweder, Zurlon Tipton, Eric Vance, D.J. White, J.J. Wilcox, Frankie Williams, Kerwynn Williams, Anthony Young (22)
- 38** Sergio Brown, Eugene Daniel, *Luke Higgins, John Huzvar, Charles James II, *Al Klug, Christine Michael, Mike Newton, Bill Olds, Tyrone Poole, Dominic Rhodes, Gerome Sapp, Tyler Varga, Johnnie Wright (14)
- 39** Cornelius Brown, John Covington, Josh Ferguson, Anthony Floyd, Brandon Foster, Hubert Ginn, Tay Glover-Wright, Stanley Havili, Victor Jackson, Richard Jones, Emmanuel McDaniel, Mike Prior, Paul Shields, Marvin Sims, Detron Smith, Jonathan Williams, Newton Williams (17)
- 40** Pat Ballage, Bobby Boyd, Tom Kalmanir, Bruce Laird, Bob Leberman, Brian Leigebe, Jack Maitland, Ronald Martin, Ray McElroy, Christopher Milton, Sheldon Price, Wilson Schwenk, Jamie Silva, Eric Smedley, Jesse Thomas, John L. Williams, Trey Williams, Vaughn Williams, Terry Wright (19)
- 41** Antoine Bethea, Cory Bird, Matthias Farley, Jim Harness, *Al Klug, Tom Matte, Eric Patterson, John Simmons, Jack Simpson, Avatus Stone, Jesse Thomas (11)
- 42** Gordon Brown, Brannon Condren, Jason David, Jerome Felton, Clayton Geathers, Nick Graham, George Harold, Derrick Hatchett, Tommy James, Keith Lee, Corey Lynch, Ric Mathias, Tom Maxwell, Dave McCloughan, Rolan Milligan, Kenny Moore II, Lloyd Mumphord, Charlie Pittman, Roosevelt Potts, Detron Smith, Willie Tullis, Raymond Walls (22)
- 43** Brian Allen, Chris Carter, Tashard Choice, Aaron Francisco, Matt Giordano, Scott Greene, Lonnie Hepburn, Vance Joseph, Ed Kovac, Harold Lewis, Lenny Lyles, Kevin McDougal, Frank Middleton, Anthony Parker, Jim Perryman, Tim Rudnick, Norm Thompson, Ross Travis (18)
- 44** Gerald Allen, *Lee Artoe, Lyle Blackwood, Ahmad Bradshaw, Maurice Carthon, Dallas Clark, Zaire Franklin, Owen Gill, *George Hekkers, Steve Henry, Chris Hetherington, Darick Holmes, Sid Justin, Rex Kern, Tim Manoa, Antonio Morrison, Roland Moss, Wes Ours, Bert Rechichar, John Sample, *Al Sidorik, Ed Toner, Kendall Williams, Warren Williams (24)
- 45** James Burroughs, *Don Colo, Craig Curry, Carey Davis, L.G. Dupre, *Ed Grain, De'von Hall, Tim Hauck, Ryan Hewitt, Jerry Hill, Ivy Joe Hunter, Henry Krieger-Coble, Luke Lawton, Matt Overton, Mike Siani, Tommy Sims, Tony Stargell, Jason Vander Laan (18)
- 46** Kantry Barber, Colin Cloherty, Leonard Dunlap, Dominique Jones, *Mike Kasap, Luke Rhodes, Bryant Salter, *Jim Spruill, George Streeter, Spencer Thomas, Marco Tongue, Charles Washington, Jim Welch, Vince Workman (14)
- 47** Billy Austin, Tim Baylor, *Peter Berezny, Larry Braziel, Dexter Clinkscale, Leonard Coleman, Jerome Collins, Darrell Daniels, Bob Felts, Gary Glick, Jermaine Hampton, *Jon Jenkins, Ryan Mahaffey, Jim Martin, Freddie Robinson, Gijon Robinson, John Sample, Wesley Saunders, Charlie Stokes, Ben Utecht, Clive Walford (21)
- 48** Mark Bell, Bob Clemens, Larry Conjar, Donnie Dee, Roosevelt Leaks, *John Mellus, Dan Moore, Deiontrez Mount, Don Nottingham, Darrell Sankey, Justin Snow (11)
- 49** Matthew Adams, Jason Burleson, Joe Dean Davenport, Najeh Davenport, *Art Donovan, Chris Gronkowski, Amarlo Herrera, Mike Jones, David Lee, Mike McCloskey, Pete Mitchell, *Steve Nemeth, Cliff Odum, *George Perpich, Josh Perry, James Pruitt, *Al Sidorik, David Tate (18)
- 50** Elijah Alexander, Trevor Bates, Duane Bickett, Forrest Blue, Rocky Boiman, Bill Curry, Brad Ecklund, Grant Feasel, Joe Federspiel, Jerrell Freeman, Joe Harris, Deon Lee, Larry Moore, Dan Neal, Buzz Nutter, Geoff Reece, Bill Saul, David Thornton, Anthony Walker, Philip Wheeler (20)
- 51** Pat Angerer, Trev Alberts, Chip Banks, Tony Bertuca, Jeff Brady, *Lamar Davis, Greg Favors, Gilbert Gardner, Phillip Glover, Bob Grant, Kevin Hancock, Ricky Jones, Bill Laskey, Sio Moore, Mike Morton, Henoc Muamba, Eric Naposki, Calvin O'Neal, Bob Ontko, Mike Ozdowski, Ron Rogers, *Paul Salata, Jordan Senn, John Simon, Mike Strofolino,

HISTORY



- Ratcliff Thomas, Mike Varty, Scott Von der Ahe, Jihad Ward, Victor Worsley, Dave Yohn (31)
- 52** Greg Bracelin, Ricky Chatman, Buster Davis, A.J. Edds, Randy Edmunds, Cody Glenn, Najee Goode, Lee Gross, Ramon Guzman, D'Quell Jackson, *Ralph Jones, Mike Kaczmarek, Tom MacLeod, Barkevious Mingo, Steve Morrison, Dan Murray, Robbie Nichols, *Bob Nowaskey, Mike Peterson, Scott Radecic, George Radosevich, Brian Ratigan, Kelvin Sheppard, Ed Smith, Dick Szymanski, Keyon Whiteside (26)
- 53** Brandon Archer, Michael Barber, Tom Beutler, Sammie Burroughs, Paul Butcher, Chris Carter, Kavell Conner, Ray Donaldson, *Arthur Fletcher, Dennis Gaubatz, Edwin Jackson, Steve Justice, Darius Leonard, *Elmer Madar, Butch Maples, Keith O'Neil, *Art Spinney, Marcus Washington, Stan White, *Windell Williams (20)
- 54** Phillip Armour, Bill Benjamin, Zac Diles, Tom Goode, Mario Harvey, Jeff Herrod, Fred Hoaglin, Andrew Jackson, *Bob Jensen, Freddy Keiaho, *Floyd Konetsky, *Bill Leonard, David Parry, *Oliver Poole, Butch Riley, Sanders Shiver, Ahmad Thomas, Donnell Thompson, Nate Tripplett, Stan White (20)
- 55** Jackie Burkett, Victor Butler, John Campbell, Quentin Coryatt, Dan Dickel, Johnathan Goddard, Sean Harris, Mario Harvey, Justin Hickman, Nate Irving, Barry Krauss, Sio Moore, *John North, *Gil Meyer, Skai Moore, Stu O'Dell, Shaun Phillips, Kendall Pope, Ron Porter, Leo Sanford, Clint Session, Ernie Sims, Sean Spence, Ratcliff Thomas (24)
- 56** Daniel Adongo, Akeem Ayers, Tony Bennett, *Hal Crisler, Jermaine Grace, Ed Grimsley, Tyjuan Hagler, Dwight Hollider, LaMonte Hunley, Brian Jones, Scott Lutrus, Vernon Maxwell, Ray May, Quenton Nelson, Tupe Peko, Ryan Phillips, Spencer Reid, Danny Rhodes, Andre Royal, *Sig Sigurdson, Ed Simonini, *Joe Smith, Fredd Young (23)
- 57** Dave Ahrens, *Hub Bechtel, Kevin Bentley, Bertrand Berry, Jon Bostic, Jerry Brown, Brian Bulluck, Dylan Gandy, Dallas Hickman, Mike Humiston, Devon McDonald, Josh McNary, Ken Mendenhall, Adrian Moten, Jim Nelson, *Bob Oristaglio, Pat Snyder, Kemoko Turay, Ronnie Washington, Phil Yeboah-Kodie (20)
- 58** Tarell Basham, Gary Brackett, Mark Cannon, Trent Cole, Cedric Figaro, Moise Fokou, Steve Hathaway, Steve Heimkreiter, June James, Jay Leeuwenburg, Orlando Lowry, Derrel Luce, Ed Mooney, Glen Redd, Glen Sanders, Andy Studebaker, Matt Vanderbeek, Steve Zabel (18)
- 59** Rufus Alexander, *Lamar Blount, Stan Cherry, Jim Cheyanski, Jeremiah George, *Gorham Getchell, Stephen Grant, Rob Holmberg, Ramon Humbert, Matt Jaworski, Cam Johnson, Jason Johnson, Cato June, *Jim Landrigan, Kurt Larson, Orlando Lowry, *Jim Owens, Carroll Phillips, Brad Saar, Andy Studebaker, Mike Woods (21)
- 60** Sisto Averno, Ron Baker, Mark Boggs, Jeff Charleston, Joe Iorio, Jason Johnson, Lance Louis, Dan McQuaid, Gary Padien, Gene Pepper, George Preas, Jim Raiff, Dave Simonson, Bradley Sowell, Kurt Vollers, George Wright (16)
- 61** Don Bailey, Dick Barwegen, Josh Chapman, Anthony Fabiano, Wiley Feagin, Marsharne Graves, Trevor Hutton, Cornelius Johnson, Lou Krouac, Dan Klecko, Tony McCoy, Rob Murphy, Jack Patera, Jeris Pendleton, Robert Pratt, Adam Redmond, Jamey Richard, Zeke Smith, J'Marcus Webb (19)
- 62** George Achica, Alex Agase, Brian Baldinger, Le'Raven Clark, Jeff Criswell, *Armand Cure, Khaled Holmes, Ken Huff, Ellis Johnson, Palmer Pyle, Glenn Ressler, A.Q. Shipley, Don Thorp (13)
- 63** Josh Andrews, Mike Barnes, Brian Blados, Austin Blythe, Norman Davis, *John Galvin, Nat Hudson, Mark Kirchner, Steve Knight, Kirk Lowdermilk, Gerry Raymond, Jeff Saturday, A.Q. Shipley, Art Spinney, *Y.A. Tittle, Isaiah Williams (16)
- 64** *George Blanda, Larry Chester, Dillon Day, Rick DeMulling, *Frank Filchock, Mark Glowinski, Bill Kirchiro, Trevor Matich, Marv Matuszak, Jamon Meredith, Garin Patrick, Kelcy Quarles, Samson Satele, Bo Schobel, *Wilson Schwenk, Ed Sharkey, John Shinner, Darin Shoulders, David Taylor, Fred Thurston, Ben Utt, Doug Widell, Sid Williams (23)
- 65** Thomas Austin, Jim Bailey, Joey Banes, Tyreek Burwell, Ellis Gardner, Frank Giannetti, Kellen Heard, Glenn Hyde, Bill Koman, Ron Kostelnik, Ryan Lija, Eric Mahlum, Carl Mauck, Jack McClendon, Jim Merritts, Brandon Miller, Jimmy Moore, Steve Myhra, Joel Patten, Dave Pear, Bill Pellington, Kristjan Sokoli, Patrick Venzke, Bill Windhauer (24)
- 66** Ernie Cheatham, Eugene Chung, Elmer Collett, Chris Conlin, Kyle DeVan, Trai Essex, Chris Foote, Clifton Geathers, Steve Hardin, Bill Lange, Greg Marshall, *Charles O'Rourke, Charley Robinson, *John Schweder, Don Shinnick, Ian Silberman, Ron Solt, Donald Thomas (18)
- 67** Evan Boehm, Roger Caron, *Ernie Case, Jim Colvin, Doug Eggers, Stan Eisenhooth, Dan Grimm, Lawrence Guy, Thomas Houchin, Lynn Larson, Jack Linn, Monte Lee, Jason Mathews, Andrew McDonald, T.Y. McGill, Dale Memmelaar, Tom Myslinski, Hans Olsen, Ron Plantz, Mike Tepper, Arland Thompson, Tony Ugho, *Sam Vacanti, Bob Van Dune, Jeremy Vujnovich, Will Wolford (26)
- 68** Willie Broughton, *Adrian Burk, Milt Carthens, Eric Foster, Jeff Hart, Kyle Kalis, Josh Mallard, Dennis Nelson, Garin Patrick, John Ray, Carauan Reid, Tom Ricketts, Alex Sandusky, Matt Stauson, Jason Stewart, Martin Tevaseu, Pat Tomberlin, Casey Wriegmann (18)
- 69** Sid Abramowitz, Deyshawn Bond, Randy Dixon, Ben Gilbert, John Gill, Wade Griffin, Winston Justice, Jim Newton, Quinn Ojinnaka, Pete Pierson, Hugh Thornton, Matt Ulrich, Leo Wisniewski (13)



Art Donovan RETIRED FOR ART DONOVAN (1)

- 71** Jon Blackman, Kevin Call, *Spiro Dellerba, Ryan Diem, Dzenelle Good, Xavier Nixon, Mike Ozdowski, Jerry Palmer, Ted Peterson, Glenn Robinson, Dan Sullivan, Kipp Vickers, Henry Waechter, Jamie Wilson, *John Wright (15)
- 72** Karl Baldischwiler, Shane Bonham, Vincent Burns, Kevin Call, Fred Cook, Pat Cunningham, Byron Darby, Steve Durham, Mike Fultz, Jonathon Harrison, Brandon Hicks, Corey Hilliard, Garry Howe, *Vito Kissell, Joe Lewis, Jeff Linkenbach, Jack Little, Larry Moore, Luke Owens, Mike Person, George Radosevich, Tim Ridder, Braden Smith, Mark Vander Poel, Bob Vogel, Derek West (26)
- 73** Richard Ammon, Sam Ball, *Hardy Brown, Joe Campanella, Cleveland Crosby, Ron Fernandez, Rusty Ganas, Ed George, Tom Gilburg, Joe Haeg, Joe Klecko, Steve Knight, Adam Meadows, *Bus Mertes, Zefross Moss, Seth Olsen, Kelcy Quarles, Jake Scott, Lebron Shields, Jamie Thomas, Steve Wright (21)
- 74** Sid Abramowitz, Bob Brotzki, Roger Caron, Anthony Canzonzo, Tom Drougas, Chris Gambol, Joaquin Gonzalez, *Rex Grossman, Ken Jackson, Waverly Jackson, Charlie Johnson, Jason Mathews, Ken Novak, Dave Rowe, Bill Schultz, Steve Sciuolo, Billy Ray Smith, Steve Williams, George Wright (19)

HISTORY



75 Troy Auzenne, Jim Colvin, Terry Crouch, Cecil Gray, Geneo Grissom, Shawn Harper, Chris Hinton, Chuck Hinton, George Kunz, Gino Marchetti, Ron Mattes, Mike McGlynn, Jack Mewhort, Irv Pankey, James Parrish, Jay Reese, Joe Schmiesing, Mark Thomas, Michael Toudouze, Larry Tripplett, Mark Vander Poel, John Williams (22)

76 Sam Clancy, Joe Ehrmann, Dan Federkeil, Makoa Freitas, Marcus Jackson, *Harry Jagade, Anthony Johnson, Don Joyce, Gene Lipscomb, Steve McKinney, Fred Miller, Jim Mills, Gerald Petersen, Joe Reitz, Jerome Sally, *Frank Sinkwich, *Jim Spavital, Tom Tabor, Jim Winkler (19)



*George Buksar, *Spiro Dellerba, Tom Finnen, *Lucien Gambino, Jim Parker, *Ivan Trebotich
RETIRED FOR JIM PARKER (6)

78 *Ernie Blandin, *Leon Campbell, Gosder Cherilus, Dick Chorovich, John Diehl, John Dutton, Tim Foley, Tarik Glenn, Jon Hand, Tony Hills, Ryan Kelly, Ray Krouse, Greg Murtha, Steve Parker, Mike Pollak, Simeon Rice, Bubba Smith, Don Thorp (18)

79 Justin Anderson, Harvey Armstrong, Jim Bailey, Raheem Brock, Andy Ekern, Steve Emtman, Tom Feamster, Greg Fields, Shawn Heffern, Todd Herremans, Bernard Holsley, Ben Jjalana, Greg Johnson, Tony Mandarich, Lindsey Mason, Lou Michaels, Bob Myers, Don Morrison, Bubba Paris, Sherman Plunkett, John Sinnott, Joe Staysniak, Randy Van Divier, Jim Winkler (24)

80 Devin Aromashodu, Aaron Bailey, Jack Bighead, Monte Brethauer, Bill Brooks, Steve Bryant, Ray Butler, Gail Cogdill, Aaron Cox, Joe Dean Davenport, Coby Fleener, *Aubrey Fowler, Ben Hartssock, Marshall Johnson, *Wayne Kingery, *Achille Maggioni, Mike McNeil, Andy Nelson, Ricky Nichols, Dick Nyers, Jim O'Brien, Jamie Petrowski, Chester Rogers, Ollie Smith, Terrence Wilkins (25)

81 Kris Adams, Mo Alie-Cox, Charles Arbuckle, Hank Baskett, Pat Beach, Ordeil Braase, Roger Carr, Brody Eldridge, Carlos Ethersedge, Bryan Fletcher, Bernie Flowers, Darius Heyward-Bey, Krishawn Hogan, Andre Johnson, Joe Jones, *Jake Leicht, Thomas McLemore, *Rudy Mobley, *Chet Mutryn, Billy Newsome, Marcus Pollard, Art Spinney, Devin Street, Dave Young (24)



Raymond Berry, Dan Edwards, *Billy Hillenbrand, *Billy Stone
RETIRED FOR RAYMOND BERRY (4)

83 Dwayne Allen, Mack Alston, Bradford Banta, *Bob Cowan, Roy Hall, Greg Hawthorne, Ted Hendricks, Anthony Hill, Trevor Insley, Qadry Ismail, Don Joyce, Josh Keur, Greg LaFleur, Bob Langas, Ron Mayo, *Gino Mazzanti, Keli McGregor, Barney Poole, Tim Sherwin, Billy Ray Smith, Brandon Stokley, Andy Stynchula, *John Sylvester, *Ray Terrell, Don Thompson, Clarence Verdin, Mark Walczak (27)

84 Flipper Anderson, Shannon Baker, Tim Berra, Mark Boyer, Randy Burke, Jack Doyle, E.G. Green, Drew Haddad, Jessie Hester, Mark Jackson, Kelley Johnson, Tom Mitchell, Jim Mutscheller, Victor Oatis, *Bob Perina, Neal Petties, Brad Pyatt, *Ralph Ruthstrom, Scott Slutzker, Holden Smith, John Standeford, Jacob Tamme, Mark Walczak, Elmer Wingate, Jim Winkler (25)

85 *John Black, Matt Bouza, Chase Coffman, Ed Cooke, Ken Dilger, Eric Ebron, Mel Embree, Pierre Garcon, Roy Hiltton, Darvell Huffmann, Tim Kearse, Jimmie Kennedy, Reggie Langhorne, Ron LaPointe, Dee Mackey, Aaron Moorehead, *Bob Pfohl, Bob Raba, David Reed, Andre Rison, Mike Roberg, Wesley Saunders, David Shula, Stacey Simmons, *Frank Spaniel, Floyd Turner, Clarence Weathers, Jermaine Wiggins, Brandon Williams (29)

86 Roy Banks, Deion Branch, Monte Brethauer, Justice Cunningham, *Bob Livingstone, Sammie Martin, Reese McCall, Eddie Miller, Kyle Miller, Stanley Morgan, Walter Murray, Jerome Pathon, James Pruitt, Tom Santi, Freddie Scott, Dave Sherer, Phil Smith, Brian Stablein, Erik Swoope, Reggie Thornton, Ben Utecht, Troy Walters, Oliver Williams, Butch Wilson, Dave Young (25)

87 Elmer Bailey, Mark Bellini, Matt Bouza, Wayne Capers, Raymond Chester, James Coley, Lloyd Colterlyahn, Sean Dawkins, Lake Dawson, Brian DeRoo, Titus Dixon, *Byron Gillory, James Harbour, Roy Jefferson, Aubrey Linne, James Noble, Chad Plummer, Tracy Porter, *Herb Rich, Jerry Richardson, Willie Richardson, Eugene Riley, Andre Rison, Torrance Small, *John Vardian, Reggie Wayne, *Herman Wedemeyer (27)

88 John Andrews, John Brandes, Monte Brethauer, Kerry Cash, *Albin Collins, *Andy Dudish, Ken Gregory, Marvin Harrison, Bernard Henry, Keith Lester, John Mackey, Robbie Martin, *Lew Mayne, Stanley Morgan, John Mosier, Bob Mrosko, Herb Orvis, *Paul Page, Ricky Thompson, Floyd Turner (20)



*Everett Faunce, *Lucien Gambino, *Bob Kelly, Gino Marchetti, Elmer Wingate, *Ernie Zaleski
RETIRED FOR GINO MARCHETTI (6)

90 Mel Agee, Jamaal Anderson, Mark Bell, Steve Emtman, John Haines, Ezra Johnson, Gary Don Johnson, Dan Klecko, Jim Krahl, Kendall Langford, Steve Martin, Sean McNamee, Daniel Muir, Gary Padijen, Montae Reagor, Cory Redding, Grover Stewart, Hosea Taylor, Mark Thomas, Jeff Zgonina (20)

91 Shane Curry, Anthony Green, Anthony Jordan, Ricardo Mathews, Jonathan Newsome, Chukie Nwokorie, Roger Rens, Hassan Ridgeway, Byron Smith, Josh Thomas (10)

92 Chad Bratzke, Mike Fultz, Marcus Howard, Jerry Hughes, Margus Hunt, James Hunter, Ed Johnson, Dan Klecko, Mike Labinjo, Jeff Leiding, Curt Maggitt, Anthony McFarland, Steve Morrison, Carl Powell, Thomas Sims, Tony Walker, Bjorn Werner, Brad White, Daryl Wilkerson (19)

93 Lionel Barnes, Jason Chorak, Dwight Freeney, Ralph Jarvis, Freddie Joe Nunn, Cliff Odom, Jabaal Sheard, Harry Stanback, Erik Walden (9)

94 Gary Baldinger, Ervin Baldwin, Jeff Faulkner, Nate Hobgood-Chittick, Montori Hughes, Fletcher Jenkins, Curtis Johnson, Scott Kellar, Zach Kerr, Tyquan Lewis, Joey Mbui, Tony McCoy, Rob Morris, Drake Nevis, Marquise Thomas, Scott Virkus (16)

95 Ernie Barnes, Mitchell Benson, Travis Davis, Lavar Edwards, Bob Hamm, Johnathan Hankins, Montori Hughes, Skip McClendon, Fili Moala, Earl Okine, David Pugh, Darrell Reid, Chris Scott, Mike Wells, Bernard Whittington (15)

96 Henry Anderson, Denico Autry, Tyler Brayton, Josh Chapman, Steven Conway, Keyunta Dawson, Richard Dent, Bill Elko, Johnathan Goddard, Shawn King, Quintus McDonald, Willis Peguese, Dave Simmons, Don Thorp, Van Tuinei, Josh Williams, Trevor Wilmot, Blaise Winter (18)

HISTORY



- 97** Mario Addison, O'Brien Alston, Quentin Ballard, Cornelius Bennett, James Cannida, Antonio Dixon, Aubrayo Franklin, Art Jones, Frank Mattiace, Al-Quadin Muhammad, Dan Muir, Christian Peter, Quinn Pitcock, Scott Radecic, Nick Rogers, Kendel Shello, Corey Simon, Jamaal Westerman, Keith Wright (19)
- 98** Johnie Cooks, Dan Footman, Robert Mathis, Tony Siragusa, Sam Sword (5)
- 99** Michael Brandon, Al Fontenot, Ricky Jean Francois, Antonio Johnson, Ed Johnson, Ryan LaCasse, T.Y. McGill, Al Noga, Mike Pelton, LaJuan Ramsey, Brad Scioli, Lance Teichelman, Donnell Thompson, Jonathan Welsh, Billy Winn, Al Woods (16)



COLTS DRAFT HISTORY

COLTS FIRST ROUND DRAFT CHOICES

1953—Billy Vessels, HB, Oklahoma	Roger Carr, WR, Louisiana Tech	Trev Alberts, LB, Nebraska
1954—Cotton Davidson, QB, Baylor	1975—Ken Huff, G, North Carolina	1995—Ellis Johnson, DE/T, Florida
1955—George Shaw, QB, Oregon (bonus)	1976—Ken Novak, DT, Purdue	1996—Marvin Harrison, WR, Syracuse
Alan Ameche, FB, Wisconsin	1977—Randy Burke, WR, Kentucky	1997—Tarik Glenn, T, California
1956—Lenny Moore, HB, Penn State	1978—Reese McCall, TE, Auburn	1998—Peyton Manning, QB, Tennessee
1957—Jim Parker, T, Ohio State	1979—Barry Krauss, LB, Alabama	1999—Edgerrin James, RB, Miami
1958—Lenny Lyles, HB, Louisville	1980—Curtis Dickey, RB, Texas A&M	2000—Rob Morris, LB, Brigham Young
1959—Jackie Burkett, C-LB, Auburn	Derrick Hatchett, CB, Texas	2001—Reggie Wayne, WR, Miami
1960—Ron Mix, T, Southern Cal	1981—Randy McMillan, RB, Pittsburgh	2002—Dwight Freeney, DE, Syracuse
1961—Tom Matte, HB, Ohio State	Donnell Thompson, DE, N. Carolina	2003—Dallas Clark, TE, Iowa
1962—Wendell Harris, HB, LSU	1982—Johnnie Cooks, LB, Mississippi St.	2004—No Selection
1963—Bob Vogel, T, Ohio State	Art Schlichter, QB, Ohio State	2005—Marlin Jackson, CB, Michigan
1964—Marv Woodson, HB, Indiana	1983—John Elway, QB, Stanford	2006—Joseph Addai, RB, LSU
1965—Mike Curtis, FB-LB, Duke	1984—Leonard Coleman, CB, Vanderbilt	2007—Anthony Gonzalez, WR, Ohio State
1966—Sam Ball, T, Kentucky	Ron Solt, G, Maryland	2008—No Selection
1967—Bubba Smith, T, Michigan State	1985—Duane Bickett, LB, Southern Cal	2009—Donald Brown, RB, Connecticut
Jim Detwiler, HB, Michigan	1986—Jon Hand, DE, Alabama	2010—Jerry Hughes, DE, Texas Christian
1968—John Williams, G, Minnesota	1987—Cornelius Bennett, LB, Alabama	2011—Anthony Castonzo, T, Boston College
1969—Eddie Hinton, FL, Oklahoma	1988—No Selection	2012—Andrew Luck, QB, Stanford
1970—Norm Bulaich, RB, TCU	1989—Andre Rison, WR, Michigan State	2013—Bjoern Werner, OLB, Florida State
1971—Don McCauley, RB, N. Carolina	1990—Jeff George, QB, Illinois	2014—No Selection
Leonard Dunlap, DB, N. Texas St.	1991—No Selection	2015—Phillip Dorsett, WR, Miami
1972—Tom Drougas, T, Oregon	1992—Steve Emtman, DT, Washington	2016—Ryan Kelly, C, Alabama
1973—Bert Hume, QB, LSU	Quentin Coryatt, LB, Texas A&M	2017—Malik Hooker, S, Ohio State
Joe Ehrmann, DT, Syracuse	1993—Sean Dawkins, WR, California	2018—Quenton Nelson, G, Notre Dame
1974—John Dutton, DE, Nebraska	1994—Marshall Faulk, RB, San Diego St.	2019—No Selection

COLTS DRAFT SELECTIONS BY YEAR

1947	1948	1949
SPECIAL - Arnold Tucker, B, West Point; Ernie Case, B, UCLA	1. Bobby Layne, B, Texas	*SECRET - Richard Harris, T, Texas Levi Jackson, B, Yale
REGULAR	2. William Garrett, T, Mississippi State	REGULAR
1. Elmer Madar, E, Michigan	3. Earl Cook, G, SMU	1. George Sims, B, Baylor
2. Hubert Bechtol, E, Texas	4. Dan Sandifer, B, LSU	2. Bob Gage, B, Clemson
3. Tommy Mont, B, Maryland	5. Joe Smith, E, Texas Tech	3. No Choice
4. Weldon Humble, G, Rice	6. Gene Ruzkowski, T, Ohio U.	4. Ralph Kohl, T, Michigan
5. Russ Deal, T, Indiana	7. Jim Batchelor, B, East Texas State	5. Wallace Jones, E, Kentucky
6. Don Malmberg, T, UCLA	8. Rex Olson, B, Brigham Young	6. Frank Pattee, B, Kansas
7. Vic Schwall, B, Northwestern	9. Aubrey Fowler, B, Arkansas	7. Fred Folger, B, Duke
8. Howard Turner, B, North Carolina State	10. Jack Fitch, B, North Carolina	8. Bob Prymski, T, Illinois
9. Franklin Hubbell, E, Tennessee	11. Don Ettinger, T, Kansas	9. Everett Faunce, B, Minnesota
10. Gaston Bugeois, G, Tulane	12. Paul Redfield, T, Colgate	10. Kale Alexander, T, South Carolina
11. James Brieske, C, Michigan	13. Stan Magdziak, B, William & Mary	11. Paul Page, B, SMU
12. Rudy Mobley, B, Hardin.Simmons	14. Dick Deranek, B, Indiana	12. James Owens, E, Oklahoma
13. Gerald Doherty, B, Delaware	15. Robert Norman, B, Washington & Lee	13. Warren Beson, C, Minnesota
14. Bill Baumgartner, E, Minnesota	16. Charles Working, B, Washington & Lee	14. David Moon, B, SMU
15. Jim Kekeris, T, Missouri	17. George Sparter, C, North Carolina	15. Jon Jenkins, T, Dartmouth
SUPPLEMENTARY	18. Rollin Prather, E, Kansas State	16. John O'Quinn, E, Wake Forest
16. John North, E, Vanderbilt	19. Norman Mogeney, B, Alabama	17. John Clyde Geary, T, Conn. Wesleyan
17. Jim Canady, B, Texas	20. Carmen Ragonese, B, New Hampshire	18. Albert Sanders, T, Miss. Southern
18. Howie Brown, G, Indiana	21. Bob Walker, B, Colorado Mines	19. Guy Sundheim, C, Northwestern
19. John Sims, B, Tulane	22. Ray Borneman, B, Texas	20. Mernie Lazier, B, Illinois
20. Bert Vander Clute, G, Wesleyan	23. Pete Tillman, C, Oklahoma	21. Harry Larche, T, Arkansas State
21. Tony Stalloni, T, Delaware	24. Robert Pfohl, B, Purdue	22. No Choice
22. Jean Lamoure, G, Fresno State	25. Lou Levanti, C, Illinois	23. No Choice
23. Leo Daniels, B, Texas A&M	26. Sam Zatkoff, E, Illinois	24. No Choice
24. M. "Tex" Reilly, B, Colorado	27. Harry Jagade, B, Indiana	25. Joe Grothus, G, Iowa
25. Jim Landrigan, T, Holy Cross	28. Ben Bendrick, B, Wisconsin	26. Byron Gillory, B, Texas
	29. Rex Grossman, B, Indiana	27. Bob Cox, E, North Carolina
	30. Dick Reinking, E, SMU	28. Bob DeMoss, B, Purdue
		29. George Pryor, B, Wake Forest

HISTORY



1950

- Adrian Burk, QB, Baylor
- Leon Campbell, B, Arkansas
- Don Colo, T, Brown
- Earl Murray, G, Purdue
- Jack Halliday, G, SMU
- Herb Rich, B, Vanderbilt
- Art Bok, B, Dayton
- Dick Harris, C, Texas
- Bill Bass, B, Arkansas
- Errol Fry, G, Texas
- Joe Romanosky, T, St. Bonaventure
- Bill Dey, B, Dartmouth
- Ray Stone, E, Texas
- Mitch Smiarowski, C, St. Bonaventure
- Art Spinney, E, Boston College
- Dave Fisher, B, SW Louisiana
- Ralph Murphy, G, Rice
- Charley Schoolmaster, C, Western Mich
- Bill Waddail, B, Auburn
- Sheldon Dunlap, G, Cincinnati
- Tom Phillips, B, Baldwin Wallace
- Chip Armstrong, C, Occidental
- Harry Wettlauter, E, Pennsylvania
- Bill Petroski, T, Holy Cross
- Jim Pepper, G, Syracuse
- Gino Mazzanti, B, Arkansas
- Mitford Johnson, B, Baylor
- John Adcock, T, Auburn
- Bob Graham, B, Pennsylvania
- Tom Blake, G, Cincinnati (NY Bulldogs)

- Monte Brethauer, E, Oregon
- Joe Szombathy, E, Syracuse
- Scott Prescott, C, Minnesota
- Ray Graves, HB, Texas A&M
- Joe Sabol, HB, UCLA
- Jack Alessandrini, G, Notre Dame
- Tom Roche, T, Northwestern



Billy Vessels was the first draft selection of the Baltimore Colts in 1953.

1954 (Pos: 4th)

- Cotton Davidson, QB, Baylor (4)
- Larry Grigg, B, Oklahoma (15)
- James Kincaid, B, South Carolina (28)
- Thomas Allman, B, West Virginia (39)
- Don Ellis, B, Texas A&M (52)
- To Cleveland for C-Tom Cosgrove
- Glenn Turner, B, Georgia Tech (77)
- Dennis McCotter, G, Detroit U (86)
- Robert Adams, G, Shippensburg St.(100)
- Robert Schoonmaker, B, Missouri (111)
- Robert Leberman, B, Syracuse (124)
- Donald Chelf, T, Iowa (135)
- Chuck McMillan, B, John Carroll (148)
- Ordeell Braase, T, S. Dakota State (159)
- Joseph D'Agostino, G, Florida (172)
- Alex Sandusky, C, Clarion St. Tchrs. (183)
- Thomas Adkins, C, Kentucky (196)
- Richard Shinaut, B, Texas Western (207)
- Charles Wenzlau, C, Miami (Oh.) (220)
- Raymond Berry, E, SMU (231)
- Robert Lade, G, Nebraska St. Tchrs. (244)
- Robert Meyer, T, Ohio State (255)
- Leon Hardeman, B, Georgia Tech (268)
- Donald Kerlin, B, Concordia (279)
- Pepper Rodgers, B, Georgia Tech (292)
- Jesus Esparza, T, N. Mexico A&M (303)
- William Sennett, C, Georgia Tech (316)
- Raymond Eclstrom, C, Westminster (327)
- Claude Taliaferro, B, Illinois (340)
- Patrick Abbruzzi, B, Rhode Island (351)

1955 (Pos: 2nd)

- Bonus Pick - George Shaw, QB, Oregon
- Alan Ameche, B, Wisconsin (1)
 - Richard Szymanski, C, Notre Dame (2)
 - L.G. Dupre, B, Baylor (26)
 - Tom Feamster, E, Florida State (39)

- Jack Patera, G, Oregon (43)
(Choice from New York)
- George Preas, G, VPI (50)
- Leo Lewis, B, Lincoln U. (Mo.) (63)
- Frank McDonald, C, Miami (Fla.) (74)
- Dale Meinert, G, Oklahoma A&M (87)
- Walter Bryan, B, Texas Tech (98)
- William Evans, G, Miami (Ohio) (103)
(Choice from New York)
- Jesse Arnelle, E, Penn State (111)
- Emil Radik, B, Omaha (122)
- Dick Chorovich, T, Miami (Ohio) (135)
- Pat Abbruzzi, B, Rhode Island (146)
- John Lee, B, Georgia Tech (159)
- Gerald Peterson, T, Texas (170)
- Dick Laswell, T, TCU (183)
- Wesley Clark, T, Miss. Southern (194)
- Charles Shepard, B, N. Texas St. (207)
- James Cobb, T, Abilene Christian (218)
- Charles Cianciola, C, Lawrence Col. (231)
- Nick Manych, C, Mich. St. Normal (242)
- Jerry Welch, B, S. Dakota State (255)
- Dick McNamara, B, Minnesota (266)
- Alex Esquivel, B, Mex. City Col. (279)
- Richard Grann, T, Rhode Island (290)
- Marion Minker, T, Bucknell (303)
- James Locke, T, VPI (314)
- Robert Myers, T, Ohio State (327)
- Bill Waters, T, Austin College (338)

1956 (Pos: 8th)

- Lenny Moore, HB, Penn State (8)
- Dick Donlin, E, Hamline (20)
- Bob Pascal, HB, Duke (32)
- B.C. Inabinet, T, Clemson (42)
- Herb Gray, E, Texas (54)
- Don Schmidt, HB, Texas Tech (66)
- Bill Waters, T, Austin (78)
- Bill Koman, G, North Carolina (90)
- John Lewis, E, Michigan State (102)
- Gene Scott, HB, Centre (114)
- Dennis Shaw, E, North Texas St. (126)
- Steve Myhra, G, North Dakota (138)
- Jack Hill, HB, Utah State (150)
- Ted Schwanger, HB, Tenn. Poly (162)
- John Polzer, LB, Virginia (174)
- Gene Hendrix, HB, Drake (186)
- Bill Danenhauer, E, Emporia (198)
- Earl Looman, G, Stetson (210)
- Bob Fyvie, T, Lafayette (222)
- Bob Hill, FB, Jackson (234)
- Jim Harness, HB, Mississippi State (246)
- Pat Del Vicario, G, Miss. Southern (258)
- Al Stephenson, T, Idaho State (270)
- Bobby Fox, HB, East Texas State (282)
- Bradley Mills, HB, Kentucky (294)
- Jim Lohr, G, Southeastern Missouri (306)
- Herb Hartwell, HB, Virginia (318)
- John Shearer, QB, Shepherd (330)
- Jim Rusher, E, Kansas State (342)
- Terry Sweeney, HB, M. Tenn. State (353)

ALLOCATION

Chet Mutryn, B, Buffalo Bills
 Bob Livingstone, B, Buffalo Bills
 Albin Collins, E, Chicago Rockets
 Art Donovan, DT, Buffalo Bills

1953 (Pos: 1st)

- Billy Vessels, HB, Oklahoma
- Bernie Flowers, E, Purdue
- Buck McPhail, FB, Oklahoma
- Tom Catlin, C, Oklahoma
- Jack Little, T, Texas A&M
- Jim Sears, HB, USC
- Bill Athey, G, Baylor
- Jim Prewett, T, Tulsa
- Bob Blair, TE, TCU
- John Cole, HB, Arkansas
- Gene Rossi, HB, Cincinnati
- Kaye Vaughn, G, Tulsa
- Bobby Moorhead, HB, Georgia Tech
- Frank Continetti, G, George Wash.
- Buddy Sutton, HB, Arkansas
- Jim Currin, E, Dayton
- George Rambour, T, Dartmouth
- LeRoy Labat, HB, LSU
- Bill Powell, HB, California
- Pete Russo, T, Indiana
- Frank Kirby, T, Bucknell
- Merlin Gish, C, Kansas
- Mike Houseplan, G, Tulane

HISTORY



1957 (Pos: 7th)

1. Jim Parker, T, Ohio State (7)
2. Don Shinnick, LB, UCLA (19)
3. Luke Owens, T, Kent State (31)
4. Jackie Simpson, HB, Florida (43)
5. Ron Underwood, HB, Arkansas (53)
6. Bill Pricer, FB, Oklahoma (64)
7. Reuben Saage, HB, Baylor (78)
8. Jack Harmon, HB, E. Oregon State (89)
9. Robert White, T, Otterbein (100)
10. Joe Grisham, E, Austin Peay (114)
11. Andy Nelson, QB, Memphis State (125)
12. Don Simonc, T, Tennessee Poly (136)
13. John Call, HB, Colgate (150)
14. Joe Guido, HB, Youngstown (161)
15. Hall Whitley, C, Texas A&I (172)
- 16A. Joe Cannavino, HB, Ohio State (184)
(From Pitt. for RB-Charles Shepard)
- 16B. Ed Prelock, T, Kansas (186)
17. Dan Wisniewski, G, Pittsburgh (197)
18. Jim Villa, HB, Allegheny (208)
19. Charles Froehle, T, St. John's Minn. (222)
20. Walt Livingston, HB, Heidelberg (233)
21. Owen Mulholland, HB, Houston (244)
22. Chet Van Atta, LB, Kansas (258)
23. Connie Baird, E, Hardin-Simmons (269)
24. Harwood Hoefft, E, S. Dakota State (280)
25. Harlon Geach, T, College of Idaho (294)
26. Joe Unitas, T, Louisville (305)
27. Len DeMalon, LB, St. Vincent's (Pa.) (316)
28. Walt Schneider, T, Colorado (330)
29. Bob Rasmussen, G, Minnesota (341)
30. Bob Bailey, E, Thiel (352)

1958 (Pos: 10th)

1. Leonard Lyles, HB, Louisville (10)
2. Bob Stransky, HB, Colorado (23)
3. Joe Nicely, G, West Virginia (34)
4. Les Walters, E, Penn State (47)
- 5A. Raymond Brown, QB-HB, Mississippi (49)
(From Chi. Card. for DT-Tom Finnin)
- 5B. To New York for RB-Henry Moore (57)
6. Bob Taylor, E, Vanderbilt (68)
- 7A. John Sample, HB, Maryland State (78)
(From Pittsburgh for B-Dick Young)
- 7B. John Diehl, T, Virginia (81)
8. Floyd Peters, G, San Francisco State (92)
9. Harold Bullard, FB, Lenoir-Rhyne (105)
10. Ray Schamber, HB, South Dakota (116)
11. Bobby Jordan, HB, VMI (129)
12. Tommy Addison, T, South Carolina (140)
13. Jerry Richardson, E, Wofford (153)
14. Ken Hall, HB-FB, Texas A&M (164)
15. Les Carney, HB, Ohio (177)
16. Arch Matsos, G-LB, Michigan State (188)
17. James Reese, QB, Minnesota (201)
18. Dave Lloyd, C, Georgia (212)
19. Tim Murnen, G, Bowling Green (225)
20. Tom Forrestal, QB, Navy (236)

21. Jim Faulk, HB, Texas Christian (249)
22. Bob McKee, E, Monmouth (260)
23. Phil Parslow, HB, UCLA (273)
24. Bobby Sandlin, HB, Tennessee (284)
25. Jim Roundtree, HB, Florida (297)
26. Bob Grimes, G, Central Michigan (308)
27. George Dintiman, HB, Lock Haven (321)
28. Jim Murphy, T, East Tennessee State (332)
29. Doug Padgett, E, Duke (345)
30. Gary Lund, G, Utah State (356)

1959 (Pos: 12th)

1. Jackie Burkett, C, LB, Auburn (12)
2. Dave Sherer, E, SMU (24)
3. To Detroit for DE-Ray Krouse (36)
4. Zeke Smith, G-LB, Auburn (48)
5. Hanson Churchwell, G-LB, Mississippi (60)
6. Palmer Pyle, T, Michigan State (72)
7. Harold Lewis, HB, Houston (84)
8. Tom Coffey, HB, West Texas State (96)
9. Tom Brown, G, Minnesota (108)
10. Don Stewart, E, SMU (120)
11. Tom Stephens, HB, Syracuse (132)
12. Richard Wood, QB, Auburn (144)
13. Rudy Smith, G-T, Mississippi (156)
14. Ferdie Burk, HB, SE Oklahoma (168)
15. Ted Foret, T, Auburn (180)
16. Morris Keller, T, Clemson (192)
17. Leroy Bergan, T, South Dakota State (204)
18. Opie Bandy, E-LB, Tulsa (216)
19. Milton Crain, C-LB, Mississippi (228)
20. Paul Balonick, C-LB, NC State (240)
21. John Herrnstein, FB, Michigan (252)
22. Lonny Leatherman, T, TCU (264)
23. Bob Davis, HB, Houston (276)
24. Bob Novogratz, G-LB, Army (288)
25. Ed Kieffer, HB, Syracuse (300)
26. Rene Lorio, HB, Mississippi Southern (312)
27. Thurman Terry, T, Rice University (324)
28. Fred Long, FB, Iowa (336)
29. Perry McGriff, E, Florida (348)
30. Blair Weese, FB, West Virginia Tech (360)

1960 (Pos: 10th)

1. Ron Mix, T, USC (10)
- 2A. Don Floyd, T, TCU (23)
- 2B. Marvin Terrell, G, Mississippi (24)
(From New York for QB-George Shaw)
3. Jim Welch, HB, SMU (34)
4. Gerhard Schwedes, HB, Syracuse (47)
5. Marvin Lasater, HB, TCU (58)
6. Al Bansavage, G, USC (71)
7. Jerry Beabout, T, Purdue (82)
8. Jim Colvin, T, Houston (95)
- 9A. Bob Hall, T, Kent State (103)

- 9B. Don Perkins, HB, New Mexico (106)
(From Philadelphia for B-Jimmy Carr)
- 10A. Ernest Barnes, C, N. Carolina Col. (112)
- 10B. Bobby Boyd, QB, Oklahoma (119)
(From Wash. for G-Hanson Churchwell)
11. Bob Wehking, C, Florida (130)
12. Bill Bucek, HB, Rice (143)
13. Jim Nemeth, C, South Carolina (154)
14. Dale Johannsen, T, Augustana Col. (167)
15. Larry Grantham, E, Mississippi (178)
16. George Boynton, HB, E. Texas State (191)
17. Jim Beaver, T, Florida (202)
18. Dan Sheehan, T, Chattanooga (215)
19. Dan Carpenter, E, Army (226)
20. Bob Hogue, T, Shepherd (239)

1961 (Pos: 7th)

- 1A. Tom Matte, HB, Ohio State
- 1B. To San Francisco for E-Dee Mackey
2. Tom Gilburg, T, Syracuse
3. Jerry Hill, HB, Wyoming
4. Ken Gregory, E, Whittier
- 5A. Ron Osborne, T, Clemson
- 5B. Ed Dyas, FB, Auburn
(From Pittsburgh for DB-Bert Rechichar)
6. Don Kern, HB, VMI
7. Ike Grimsley, HB, Michigan State
8. Paul Terhes, QB, Bucknell
9. Pete Nicklas, T, Baylor
10. Bob Clemens, HB, Pitt
11. Ralph White, T, Bowling Green
12. Dick Reynolds, T, North Carolina State
13. Dallas Garber, FB, Marietta
14. Bob Hunt, T, SMU
15. E.A. Sims, E, New Mexico State
16. Tom Weisner, FB, Wisconsin
17. Steve Jastrzembski, E, Pittsburgh
18. Wilson Allison, T, Baylor
19. Joe Novsek, T, Tulsa
20. Al Kimbrough, HB, Northwestern



Tom Matte was the Colts first pick in the 1961 draft.

HISTORY



1962 (Pos: 9th)

1. Wendell Harris, HB, Louisiana State
2. Bill Saul, LB, Penn State
3. Dan Sullivan, T, Boston College
4. Jim Dillard, HB, Oklahoma State
- 5A. To Green Bay for QB-Lamar McHan
- 5B. Jerry Croft, G, Bowling Green (Choice from Pittsburgh)
6. To Washington for DB-Gary Glick
7. Fred Miller, T, Louisiana State
8. Pete Brokaw, HB, Syracuse
- 9A. Roy Walker, FB, Purdue (From Dallas for RB-Don Perkins)
- 9B. Walt Rappold, QB, Duke
10. Fred Moore, T, Memphis State
11. Scott Tyler, HB, Miami, Ohio
12. Bake Turner, HB, Texas Tech
13. Charles Holmes, FB, Maryland State
14. Stinson Jones, HB, VMI
15. Joe Monte, G, Furman
16. Ray Abruzese, HB, Alabama
17. Bill Knocke, HB, Fresno State
18. Mel Rideout, QB, Richmond
19. Fred Gillett, HB, Los Angeles State
20. Herm McKee, HB, Washington State

1963 (Pos: 5th)

1. Bob Vogel, T, Ohio State
- 2A. John Mackey, E-HB, Syracuse
- 2B. Butch Wilson, FB, Alabama (From Pittsburgh for DB-John Sample)
3. To St. Louis for E-Dick Bielski
- 4A. Jerry Logan, HB, West Texas State
- 4B. Harlow Fullwood, T, Virginia Union (From Chicago for DB-Pete Manning)
5. Bill Ventura, E, Richmond
6. Jerry Cook, HB, Texas
7. Willie Richardson, E, Jackson State
8. Dave Hayes, FB, Penn State
9. Don Trull, QB, Baylor
10. Bill Siekierski, G, Missouri
11. Winston Hill, T, Texas Southern
12. Butch Maples, C, Baylor
13. Paul Watters, T, Miami (Ohio)
14. Neil Petties, E, San Diego State
15. Leon Mavity, HB, Colorado
16. Dick Quast, E, Memphis State
17. Kern Carson, HB, San Diego State
18. Luther Woodruff, T, North Carolina A&T
19. Steve Berzansky, FB, West Virginia
20. D.L. Hurd, E, San Francisco State

1964 (Pos: 8th)

1. Marv Woodson, HB, Indiana
2. Tony Lorick, HB, Arizona State
3. To Dallas for RB-J.W. Lockett
4. Ted Davis, LB, Georgia Tech
5. Ed Lothamer, T, Michigan State
6. Jim Mazurek, T, Syracuse
7. Ken Sugarman, T, Whitworth
8. John Williamson, LB, Louisiana Tech
9. Vince Turner, HB, Missouri

10. To Detroit for K-Jim Martin
11. John Paglio, T, Syracuse
12. Ken Graham, HB, Washington State
13. Charlie Parker, T, Southern Mississippi
14. John Case, E, Clemson
15. Larry Kramer, T, Nebraska
16. Roger Lopes, FB, Michigan State
17. Don Green, HB, Susquehanna
18. Alvin Haymond, HB, Southern U
19. Owen Dejanovich, T, ASU (Flagstaff)
20. John Butler, FB, San Diego State

1965 (Pos: 14th)

1. Mike Curtis, FB-LB, Duke
2. Ralph Neely, T, Oklahoma
- 3A. To San Francisco for WR-Raymond Berry
- 3B. Glenn Ressler, G, Penn State (From Pittsburgh for HB-Marv Woodson, LB-Bill Saul)
- 4A. Dave Johnson, HB, San Jose State
- 4B. Martin Schottenheimer, LB, Pitt (From Washington for RB-J.W. Lockett)
5. John McGuire, E, Syracuse
- 6A. Al Atkinson, T, Villanova
- 6B. Bob Felts, HB, Florida A&M (From New York for DB-Andy Nelson, WR-R.C. Owens)
7. John Kolocek, T, Corpus Christi
8. Roosevelt Davis, T, Tennessee A&I
9. Tom Bleick, HB, Georgia Tech
10. George Harold, HB, Allen U
11. Lamar Richardson, E, Fisk U
12. Ted Radosovich, G, Cincinnati
13. Bruce Airheart, HB, North Dakota State
14. Jerry Fishman, LB, Maryland
15. Roy Hilton, E, Jackson State
16. Steve Tensi, QB, Florida State
17. Fred Reichardt, E, Wisconsin
18. Charley King, HB, Purdue
19. Barry Brown, E-LB, Florida
- 20A. George Haffner, QB, McNeese State
- 20B. Raymond Johnson, C, Prairie View (From Washington for K-Jim Martin)



Mike Curtis was the team's first-round choice in 1965.

1966 (Pos: 15th)

1. Sam Ball, T, Kentucky
2. Butch Allison, G, Missouri
3. Rick Kestner, E, Kentucky
- 4A. Rod Sherman, FL, Southern California (From Dallas for G/T-Ralph Neely)
- 4B. Hoyle Granger, FB, Mississippi State
5. Choice to Dallas
6. Stas Maliszewski, LB, Princeton
- 7A. Dave Ellis, T, North Carolina State (From San Francisco for DT-Dan La Rose)
- 7B. Ray Perkins, FL, Alabama
- 8A. Gerald Allen, HB, Omaha (From Minnesota for T-Larry Kramer)
- 8B. Jack White, QB, Penn State
9. Gerald Gross, HB, Auburn
10. Claude Brownlee, DE, Benedict
11. Eric Crabtree, HB, Pittsburgh
12. Jim Carter, G, Tennessee A&I
13. Bob Hadrick, E, Purdue
14. Jim Ward, QB, Gettysburg
15. Lee Garner, LB, Mississippi
16. Rod Stewart, E, Duke
17. Randy Matson, T, Texas A&M
18. Ed Toner, T, Massachusetts
19. Ken Duke, FB, Morgan State
20. Tom Carr, T, Morgan State

1967 (Pos: 20-18-19)

- 1A. Bubba Smith, DE, Michigan State (1) (From N.O. for QB-Gary Cuozzo, OL-Butch Allison & D17-67)
- 1B. Jim Detwiler, HB, Michigan (20)
2. Rick Volk, DB, Michigan (45)
- 3A. Norman Davis, G, Grambling (54) (From N.O. in QB-Gary Cuozzo trade)
- 3B. Leon Ward, LB, Oklahoma State (71)
4. Charles Stukes, DB, (100) Maryland St.
5. Ron Porter, LB, Idaho (126)
- 6A. Terry Southall, QB, Baylor (137) (From Atlanta for T-Lou Kirouac)
- 6B. To Atlanta for G-Dale Mommelaar
7. Bo Rein, FL, Ohio State (179)
- 8A. Lee Anderson, DT, Bishop (202) (From St. L. for LB-Mike Strofolino)
- 8B. Cornelius Johnson, T, Va. Union (204)
9. Ron Kirkland, HB, Nebraska (229)
10. Leigh Gilbert, FB, (258) Northern Illinois
11. Herman Reid, T, St. Augustine's (290)
- 12A. Preston Pearson, DB, Illinois (298) (From Pittsburgh for G-Jim Carter)
- 12B. J.B. Christian, G, (307) Oklahoma State
13. Marc Allen, DT, (335) West Texas State
14. Pat Conley, LB, Purdue (359)
15. Bob Wade, DB, Morgan State (385)
16. Don Alley, FL, Adams State (413)
17. To N.O. in QB-Gary Cuozzo trade

HISTORY



1968 (Pos: 23-24)

1. John Williams, T, Minnesota (23)
2. Bob Grant, LB, Wake Forest (50)
3. Rich O'Hara, E, Northern Arizona(78)
4. James Duncan, DB, Maryland St.(107)
- 5A. Paul Elzey, LB, Toledo (126)
(From N.Y. for DT-Bob Lurtsema)
- 5B. To Cleveland for P-David Lee
6. Choice to Atlanta
7. Anthony Andrews, HB, (188)
Hamp. Inst.
8. Tommy Davis, DT, (216)
Tennessee A&I
9. Terry Cole, FB, Indiana (242)
- 10A. Ocie Austin, DB, Utah State (257)
(From Wash. for RB-Gerald Allen)
- 10B. Ed Tomlin, FB, Hampton Inst. (270)
11. Bill Pickens, G, Houston (296)
12. James Jackson, DT, (324)
Jackson St.
13. Howie Tennebar, G, Kent State (350)
14. Charles Mitchell, TE, (378)
Alabama St.
15. Jeff Beaver, QB, North Carolina (404)
16. Walt Blackledge, FL, (432)
San Jose St.
17. Ray Pederson, G, (458)
St. Coll. of Iowa

1969 (Pos: 25th)

1. Ed Hinton, FL, Oklahoma (25)
- 2A. Ted Hendricks, LB, Miami (33)
(From N.O. for RB-Tony Lorick)
- 2B. Tom Maxwell, DB, Texas A&M (51)
3. Dennis Nelson, T, Illinois State (77)
- 4A. Jackie Stewart, FB, Texas Tech (87)
(From Wash. for RB-Gerald Allen)
- 4B. To Atlanta for G-Dan Grimm
- 5A. To Atlanta for G-Dan Grimm
- 5B. King Dunlap, DT, Tennessee A&I (129)
6. Bill Fortier, G, Louisiana State (154)
- 7A. Gary Fleming, LB, Stanford (163)
(From N.O. in QB-Gary Cuozzo trade)
- 7B. Roland Moss, RB, Toledo (181)
8. Sam Havrilak, DB, Bucknell (207)
- 9A. George Wright, DT, (210)
Sam Houston
(From Atlanta for C-Phil Sobocinski)
- 9B. Larry Good, QB, Georgia Tech (232)
10. Marion Griffin, TE, Purdue (259)
11. Ken Delaney, T, Akron (285)
12. Butch Riley, LB, Texas A&I (310)
13. Carl Mauck, LB, (337)
Southern Illinois
14. Dave Bartlett, LB, Colorado (363)
15. George Thompson, DB, (389)
Marquette
16. Jim McMillan, FL, The Citadel (415)
17. Joe Cowan, FL, Johns Hopkins (441)

1970 (Pos: 18th)

1. Norm Bulaich, RB, TCU (18)
2. Jim Bailey, DT, Kansas (44)
- 3A. Jim O'Brien, K-WR, Cincinnati (70)
- 3B. Ara Person, TE, Morgan State (74)
(From Phil. for LB-Ron Porter)
- 4A. Steve Smear, DT, Penn State (95)
(From Wash. for LB-Dennis Gaubatz)
- 4B. To Green Bay for T-Ron Kostelnik
5. Billy Newsome, DE, Grambling (122)
6. Ron Gardin, FL, Arizona (148)
7. Gordon Slade, QB, Davidson (174)
8. Bob Bouley, T, Boston College (199)
9. Barney Harris, CB, Texas A&M (226)
10. Dick Palmer, LB, Kentucky (252)
11. George Edwards, RB, (278)
Fairmont St.
12. Don Burrell, FL, Angelo State (304)
13. Dave Polak, LB, Bowling Green (330)
14. Tom Curtis, S, Michigan (356)
15. Philip Gary, DE, Kentucky State (382)
16. Jack Maitland, RB, Williams (408)
17. Alvin Pearman, RB, Colgate (434)

1971 (Pos: 26th)

- 1A. Don McCauley, RB, (22)
North Carolina
(From Miami for Don Shula)
- 1B. Leonard Dunlap, DB, (26)
N. Texas St.
2. Bill Atessis, DT, Texas (52)
3. Karl Douglas, QB, Texas A&I (78)
4. To Pittsburgh for WR-Roy Jefferson
5. John Andrews, TE, Indiana (130)
6. Ken Frith, DT, (156)
Northeast Louisiana
7. Gordon Bowdell, WR, Mich. St.(182)
8. Willie Bogan, DB, Dartmouth (207)
9. Bill Burnett, RB, Arkansas (234)
10. Rex Kern, QB, Ohio State (260)
11. Dave Jones, LB, Baylor (286)
- 12A. Bob Wuensch, T, Texas (294)
(From Pitt. for RB-Preston Pearson,
DB-Ocie Austin)
- 12B. Bill Triplett, WR, (312)
Michigan State
13. Tom Neville, LB, Yale (338)
14. Mike Mikolayunas, RB, Davidson(364)
15. Mike Hogan, LB, Michigan State(390)
16. Rich Harrington, DB, Houston (416)
17. Don Nottingham, RB, Kent State (441)

1972 (Pos: 22nd)

1. Tom Drougas, T, Oregon (22)
- 2A. Jack Mildren, S, Oklahoma (46)
(From Oak. for DB-Tom Maxwell,
D4 & D7-72)
- 2B. Glenn Doughty, WR, Michigan (47)
(From Wash. for LB-Bob Grant)
- 2C. Lydell Mitchell, RB, Penn State (48)
3. To Oakland for WR-Eldridge Dickey
- 4A. To Oak. for LB-Bill Laskey (104)

- & D2-724B. Eric Allen, WR,
Michigan State
(From S.D. for DT-George Wright)
- 5A. Don Croft, DT, Texas El Paso (115)
(From New England for DB-Ron Gardin)
- 5B. To New Orleans for G-John Shinners
6. Bruce Laird, S, American Intl. (152)
- 7A. John Sykes, RB, Morgan State (169)
(From Wash. for LB-Bob Grant)
- 7B. To Oak. for LB-Bill Laskey & D2-72
- 8A. Al Qualls, LB, Oklahoma (191)
(From S.D. for DT-George Wright)
- 8B. Van Brownson, QB, Nebraska (204)
- 9A. Gary Hambell, DT, Dayton (215)
(From G.B. for DT-Jim DeLisle)
- 9B. To Cleveland for LB-Tom Beutler
10. Dave Schilling, RB, Oregon State (256)
11. Fred DeBernardi, DE, (282)
Tex. El Paso
12. Gary Theiler, TE, Tennessee (308)
13. Herb Washington, WR, Mich. St.(334)
14. John Morris, C, Missouri Valley(359)
15. Robin Parkhouse, LB, Alabama (386)
16. Gary Wichard, QB, C.W. Post (412)
17. Stan White, LB, Ohio State (438)

1973 (Pos: 10th)

- 1A. Bert Jones, QB, Louisiana State (2)
(From N.O. for DE-Billy Newsome
& D4-73)
- 1B. Joe Ehrmann, DT, Syracuse (10)
2. Mike Barnes, DE, Miami (35)
- 3A. Bill Olds, RB, Nebraska (61)
(From Houston for C-Bill Curry)
- 3B. Jamie Rotella, LB, Tennessee (62)
- 4A. Gery Palmer, T, Kansas (83)
(From Phil. for RB-Norm Bulaich)
- 4B. Ollie Smith, WR, Tennessee State(85)
(From S.D. for DB-Leonard Dunlap)
- 4C. To New Orleans for D1-73
5. David Taylor, G, Catawba (114)
6. To N.O. for G-John Shinners
7. To Denver for TE-John Mosier
- 8A. Ray Oldham, DB, (189)
Mid. Tennessee
(From San Diego for RB-Tom Matte)
- 8B. Bill Windauer, G, Iowa (191)
9. To Wash. for WR-Cotton
Speyrer & D1-73
10. To N.Y. Jets for DT-Chuck Hinton
11. Dan Neal, C, Kentucky (270)
12. Bernard Thomas, DE, (295)
W. Michigan
13. Tom Pierantozzi, QB, (322)
West Chester
14. Ed Williams, RB, West Virginia(347)
15. Jackie Brown, DB, (374)
South Carolina
16. Marty Januszkiewicz, RB, (399)
Syracuse
17. Guy Falkenhagen, T, (426)
N. Michigan

HISTORY



Bert Jones, the Colts' first pick in the 1973 draft, spent nine seasons with the team (1973-1981).

1974 (Pos: 5th)

- 1A. John Dutton, DE, Nebraska (5)
- 1B. Roger Carr, WR, Louisiana Tech (24)
(From L.A. for OG-John Williams)
- 2A. Fred Cook, DE, Sou. Mississippi (32)
- 2B. Ed Shuttlesworth, RB, Michigan (37)
(From Phil. for RB-Norm Bulaich)
- 3A. Glenn Robinson, LB, (57)
Oklahoma St.
- 3B. Robert Pratt, G, North Carolina (67)
(From Denver for LB-Ray May)
4. Tony Bell, DB, Bowling Green (84)
- 5A. To Detroit for LB-Ed Mooney
- 5B. Doug Nettles, DB, Vanderbilt (129)
(From Minn. for DB-Charlie Stukes)
- 6A. To Miami for RB-Hubert Ginn
- 6B. Danny Rhodes, LB, Arkansas (140)
(From N.E. for DB-Jack Mildren)
- 7A. Noah Jackson, G, Tampa (161)
- 7B. Dan Dickel, LB, Iowa (170)
(From Denver for LB-Bill Laskey)
- 7C. Freddie Scott, WR, Amherst (174)
(From Buffalo for TE-John Mosier)
- 8A. Greg Latta, TE, Morgan State (188)
- 8B. Paul Miles, RB, Bowling Green (198)
(From Denver for LB-Ray May)
9. To Wash. for WR-Cotton Speyrer & D1-73

- 10A. Bob Van Duyn, G, Idaho (240)
- 10B. Glenn Ellis, DT, Elon (257)
(From L.A. for DB-Jerry Logan)
11. Tim Rudnick, DB, Notre Dame (265)
- 12A. Dave Simonson, T, Minnesota (292)
- 12B. Bob Bobrowski, QB, Purdue (307)
(From Wash. for LB-Ed Mooney)
13. Randy Hall, DB, Idaho (317)
14. Ed Collins, WR, Rice (344)
15. Pat Kelly, LB, Richmond (369)
16. Dave Margavage, T, Kentucky (396)
- 17A. Tim Berra, WR, Massachusetts (421)
- 17B. Buzzy Lewis, DB, Florida State (436)
(From Wash. for OG-Cornelius Johnson)

1975 (Pos: 1st)

- 1A. To Atl. for OT-George Kunz & D1-75
- 1B. Ken Huff, G, North Carolina (3)
(From Atl. in OT-George Kunz trade)
2. To G.B. for LB-Tom MacLeod & D8-75
- 3A. Mike Washington, DB, Alabama(53)

- 3B. Dave Pear, DT, Washington (56)
(From Chi. for rights to TE-Greg Latta)
- 4A. Marshall Johnson, RB, Houston (80)
- 4B. Paul Linford, DT, Brigham Young(93)
(From N.Y. Jets for DT-Jim Bailey)
5. Roosevelt Leaks, RB Texas (105)
- 6A. To Atl. in OT-George Kunz trade
- 6B. Don Westbrook, WR, Nebraska(131)
(From N.Y. Giants for DE-Roy Hilton)
- 7A. Kim Jones, RB, Colorado State(157)
- 7B. Steve Joachim, QB, Temple (160)
(From Chi. for rights to TE-Greg Latta)
- 7C. Derrel Luce, LB, Baylor (168)
(From Chi. for rights to TE-Greg Latta)
- 8A. John Bushong, DE, W. Kentucky (184)
- 8B. Greg Denboer, TE, Michigan (187)
(From Denver for T-Tom Drougas)
- 8C. Mario Cage, RB, NW Louisiana(192)
(From G.B. in LB-Ted Hendricks trade)
9. Royce McKinney, DB, (209)
Kentucky St.
10. Phil Waganheim, P, Maryland (236)
11. Dave Hazel, WR, Ohio State (261)
12. Brad Storm, LB, Iowa State (288)
13. John Roman, G, Idaho State (313)
14. Mike Smith, C, SMU (339)
15. John Goodie, RB, Langston (365)
- 16A. Bill Malouf, WR-DB, Mississippi(392)
- 16B. Mike Evavold, DT, Macalester (399)
(From S.F. in conditional trade)
- 16C. Bob Smith, DB, Maryland (409)
(From Oak. for D13 & D17-76)
- 17A. David McKnight, LB, Georgia (416)
- 17B. Mike Bengard, DE, NW Iowa (426)
(From S.F. in conditional trade)
- 17C. Frank Russell, WR, Maryland (440)
(From Oak. for D13 & D17-76)

1976 (Pos: 20th)

1. Ken Novak, DT, Purdue (20)
2. To Pitt. for rights to T-Ed George
- 3A. Ed Simonini, LB, Texas A&M (81)
- 3B. Ron Lee, RB, West Virginia (90)
(From T.B. for DB-Mike Washington)
4. To Pitt. for rights to T-Ed George
- 5A. Sanders Shiver, LB, (134)
Car.-Newman
(From Chi. for rights to G-N. Jackson)
- 5B. Mike Kirkland, QB, Arkansas (143)
6. To Buffalo for LB-Jim Cheyunski
7. To Chicago for D7-75 & D5-76
8. Ricky Thompson, WR, Baylor (228)
9. Stu Levenick, T, Illinois (258)
10. Tim Baylor, DB, Morgan State (283)
11. Rick Gibney, DT, Georgia Tech (310)
12. Frank Stavroff, K, Indiana (339)
13. To Oakland for D16 & D17-75
14. Jeremiah Cummings, DE, (394)
Alb. (Ga.) St.
15. Gary Alexander, T, Clemson (424)
- 16A. Mike Fuhrman, TE, (449)
Memphis St. (From Wash. for
WR-Cotton Speyrer)

- 16B. Steve Ludwig, C, Miami (Fla.) (451)
17. To Oakland for D16 & D17-75

1977 (Pos: 26th)

1. Randy Burke, WR, Kentucky (26)
2. Mike Ozdowski, DE, Virginia (53)
3. To St. Louis for DB-Norm Thumkey
4. To Washington for RB-Herb Mul-Key
5. To N.O. for RB-Howard Stevens
6. Calvin O'Neal, LB, Michigan (163)
Blanchard Carter, T, (193)
Nev.-Las Vegas
8. Kenneth Helms, T-C, Georgia (220)
9. Glenn Capriola, RB, (247)
Boston College
10. Ron Baker, G, Oklahoma State (277)
11. Brian Ruff, LB, The Citadel (304)
12. Bill Deutsch, RB, North Dakota (331)

1978 (Pos: 25th)

1. Reese McCall, TE, Auburn (25)
2. Mike Woods, LB, Cincinnati (52)
3. To San Francisco for C-Forrest Blue
4. To Detroit for DT-Herb Orvis
- 5A. Frank Myers, OT, Texas A&M (117)
(From S.F. for QB-Marty Domres)
- 5B. To Kansas City for LB-Willie Lanier
6. Ben Garry, RB, S. Mississippi (161)
7. Jeff Logan, RB, Ohio State (191)
8. Monte Anthony, RB, Nebraska (218)
9. Dave Studdard, OT, Texas (245)
10. Dallas Owens, DB, Kentucky (275)
11. Henry Mason, WR, (302)
Cent. Missouri
12. Bruce Allen, P, Richmond (329)

1979 (Pos: 6th)

1. Barry Krauss, LB, Alabama (6)
2. To Oakland for WR-Mike Siani
- 3A. To Tampa Bay for RB-Don Hardeman
- 3B. Kim Anderson, DB, Arizona State(69)
(From Houston for D3 & D7-79)
4. To Detroit for QB-Greg Landry
5. Larry Braziel, DB, USC (115)
- 6A. To Buffalo for DB-Dwight Harrison
- 6B. Jim Moore, OT, Ohio State (150)
(From Wash. for WR-Ricky Thompson)
7. To Houston for D3-79
- 8A. Steve Heimkreiter, LB, (197)
Notre Dame
- 8B. Nesby Glasgow, DB, Washington(207)
(From Minn. for OT-Frank Myers)
9. Russ Henderson, P, Virginia (224)
10. Steven Stephens, TE, (254)
Oklahoma St.
11. John Priestner, LB, W. Ontario (280)
12. Charles Green, WR, (306)
Kansas State



1980 (Pos: 5th)

- 1A. Curtis Dickey, RB, Texas A&M (5)
- 1B. Derrick Hatchett, DB, Texas (24)
(From Dallas for DE-John Dutton)
- 2A. Ray Donaldson, C, Georgia (32)
- 2B. Tim Foley, OT, Notre Dame (51)
(From Dallas for DE-John Dutton)
3. To Detroit for QB-Greg Landry
4. Ray Butler, WR, USC (88)
5. To Kansas City for RB-Mark Bailey
6. Chris Foote, C, USC (144)
7. Wesley Roberts, DE, TCU (170)
- 8A. Ken Walter, OT, Texas Tech (195)
(From Detroit for LB-Stan White)
- 8B. To Denver for P-Bucky Dilts
9. Mark Bright, RB, Temple (227)
10. Larry Stewart, OT, Maryland (254)
11. Ed Whitley, TE, Kansas State (280)
- 12A. Randy Bielski, K, Towson State(311)
- 12B. Marvin Sims, RB, Clemson (324)
(From Denver for RB-Don Hardeman)

1982 (Pos: 2-1)

- 1A. Johnnie Cooks, LB, Mississippi St. (2)
- 1B. Art Schlichter, QB, Ohio State (4)
(From L.A. for QB-Bert Jones)
- 2A. Leo Wisniewski, NT, Penn State(28)
- 2B. Rohn Stark, P, Florida State (34)
(From L.A. for QB-Bert Jones)
3. James Burroughs, DB, (57)
Michigan St.
4. Mike Pagel, QB, Arizona State (84)
5. Terry Crouch, OG, Oklahoma (113)
6. Pat Beach, TE, (140)
Washington State
7. Fletcher Jenkins, NT, (169)
Washington
8. Tony Loia, OG, Arizona State (196)
9. Tony Berryhill, C, Clemson (225)
10. Tom Deery, DB, Widener (252)
11. Lamont Meacham, DB, (280)
W. Kentucky
12. Johnny Wright, RB, S. Carolina(307)

USFL SUPPLEMENTAL DRAFT

1. Paul Bergmann, TE, UCLA
2. Albert Bentley, RB, Miami
3. Byron Smith, DT, California

1985 (Pos: 5-4)

1. Duane Bickett, LB, USC (5)
2. Don Anderson, DB, Purdue (32)
3. Anthony Young, DB, Temple (61)
4. Willie Broughton, DE, Miami (88)
5. Roger Caron, OT, Harvard (117)
6. To Dallas for OT-Steve Wright
7. James Harbour, WR, Mississippi (173)
8. Ricky Nichols, WR, East Carolina (200)
9. Mark Boyer, TE, USC (229)
10. Andre Pinesett, DT, Cal-Fullerton (256)
11. To L.A. for DB-George Radachowsky
12. David Burnette, OT, C. Arkansas (312)



Ray Donaldson was a four-time Pro Bowler with the Colts.

1983 (Pos: 1st)

1. John Elway, QB, Stanford (1)
2. Vernon Maxwell, LB, Arizona State(29)
3. George Achica, NT, USC (57)
4. Phil Smith, WR, San Diego State(85)
5. Sid Abramowitz, OT, Tulsa (113)
- 6A. To San Diego for K-Mike Wood
- 6B. Grant Feasel, C, Abilene Christian(161)
(From S.D. for DB-Bruce Laird)
7. Alvin Moore, RB, Arizona State(169)
8. To Denver for OT-Glenn Hyde
- 9A. Jim Mills, OT, Hawaii (225)
- 9B. Chris Rose, OT, Stanford (241)
(From Atl. for P-Dave Smigelsky)
10. Ronald Hopkins, DB, Murray St.(252)
11. Jim Bob Taylor, QB, (280)
Georgia Tech
12. Carl Williams, WR, (308)
Tex. Southern



Duane Bickett was the first pick for Indianapolis in the 1985 NFL Draft.

1986 (Pos: 7-6-5-4)

- 1A. Jon Hand, DE, Alabama (4)
(From N.O. for D1 & D3-86)
- 2B. Jack Trudeau, QB, Illinois (47)
(From Dallas in D2 swap for QB-Gary Hogeboom)
3. To New Orleans for D1-86
4. Bill Brooks, WR, Boston University(86)
- 5A. Scott Kellar, DT, Northern Illinois(117)
- 5B. Gary Walker, C, Boston University(124)
(From S.D. for LB-Vernon Maxwell)
6. To L.A. for D7a, D7b & D12-86
- 7A. Steve O'Malley, NT, N. Illinois (171)
- 7B. Chris White, K, Illinois (172)
(From L.A. for D6-86)
- 7C. Tommy Sims, DB, Tennessee (190)
(From L.A. for D6-86)
8. Trell Hooper, DB, Memphis State(198)
9. Bob Brotzki, OT, Syracuse (228)
- 10A. To St. Louis for LB-Dave Ahrens
- 10B. Pete Anderson, C, Georgia (266)
(From S.D. for QB-Mark Herrmann)
11. To Buffalo for QB-Matt Kofler
- 12A. Steve Wade, DT, Vanderbilt (309)
- 12B. Isaac Williams, DT, Florida State (326)
(From L.A. for D6-86)

1981 (Pos: 12-11)

- 1A. Randy McMillan, RB, Pittsburgh (12)
- 1B. Donnell Thompson, DT, (18)
N. Carolina (From Minn. for D2a, D2b & D5-81)
- 2A. To Minnesota for D1-81
- 2B. To Minnesota for D1-81
3. Randy Van Diver, OT, Washington (68)
4. Tim Sherwin, TE, Boston College (94)
5. To Minnesota for D1-81
6. Bubba Green, DT, (149)
N. Carolina St.
7. Obed Ariri, K, Clemson (178)
- 8A. Ken Sitton, DB, Oklahoma (204)
- 8B. Hosea Taylor, DT, Houston (220)
(From Phil. for OG-Ron Baker)
9. Tim Gooch, DE, Kentucky (233)
- 10A. Gregg Gerken, LB, N. Arizona (256)
(From S.F. for DT-Jim Krahl)
- 10B. Trent Bryant, DB, Arkansas (259)
11. Holden Smith, WR, California (288)
12. Eric Scoggins, LB, USC (315)

1984 (Pos: 8th)

- 1A. Leonard Coleman, DB, Vanderbilt (8)
- 1B. Ron Solt, OG, Maryland (19)
(From Denver for QB-John Elway)
2. Blaise Winter, DT, Syracuse (35)
3. Chris Scott, DT, Purdue (66)
- 4A. Craig Curry, DB, Texas (93)
- 4B. George Wonsley, RB, Miss. St. (103)
(From Seattle for WR-Roger Carr)
- 5A. Golden Tate, WR, Tennessee St.(120)
- 5B. Kevin Call, OT, Colorado State (130)
(From Seattle for OG-Robert Pratt)
6. Dwight Beverly, RB, Illinois (147)
7. To Det. for OT-Karl Baldischwiler
8. Eugene Daniel, DB, Louisiana St. (205)
9. To Dallas for K-Raul Allegre
10. To Detroit for WR-Tracy Porter
11. Bob Stowe, OT, Illinois (290)
12. Steve Hathaway, DE, W. Virginia(317)

HISTORY



1987 (Pos: 2nd)

1. Cornelius Bennett, LB, Alabama (2)
2. To Wash. for WR-Walter Murray
3. Chris Gambol, OT, Iowa (58)
4. Randy Dixon, OT, Pittsburgh (85)
5. Roy Banks, WR, Eastern Illinois (114)
6. Freddie Robinson, DB, Alabama (142)
7. Mark Bellini, WR, Brigham Young (170)
- 8A. To Tampa Bay for DB-John Holt
- 8B. Chuckie Miller, DB, UCLA (200)
(From Buffalo for OT-Roger Caron)
- 9A. To N.Y. Giants for DB-Kenny Daniel
- 9B. Bob Ontko, LB, Penn State (247)
(From Cleve. for QB-Mike Pagel)
10. Chris Goode, DB, Alabama (253)
11. Jim Reynosa, DE, Arizona State (281)
12. David Adams, RB, Arizona (309)

1988 (Pos: 21-20-22)

1. To L.A. for RB-Eric Dickerson
2. To L.A. for RB-Eric Dickerson
3. Chris Chandler, QB, Washington(76)
4. Michael Ball, DB, Southern Univ.(104)
5. John Baylor, DB, S. Mississippi (129)
6. To Wash. for WR-Clarence Verdin
7. To N.Y. Giants for DT-Jerome Sally
8. To Buffalo for OT-Roger Caron
9. Jeff Herrod, LB, Mississippi (243)
10. O'Brien Alston, LB, Maryland (270)
11. Donnie Dee, TE, Tulsa (297)
- 12A. Aatron Kenney, WR, Wis.-St. Point
(From Det. for QB-Derrick Ramsey)
- 12B. Tim Vesling, K, Syracuse (327)

1989 (Pos: 15-17-16)

- 1A. To Seattle for LB-Fredd Young
- 1B. Andre Rison, WR, Michigan State(22)
(From Phil. for OG-Ron Solt)
2. To L.A. for RB-Eric Dickerson
3. Mitchell Benson, DT, TCU (72)
4. Pat Tomberlin, OT, Florida State (99)
5. To Washington for D4 & D8-90
6. Quintus McDonald, LB, Penn St. (155)
- 7A. Ivy Joe Hunter, RB, Kentucky (182)
- 7B. Charles Washington, DB, (185)
Cameron (From NYG for TE-Tim Sherwin)
8. Kurt Larson, LB, Michigan State (212)
9. William Mackall, WR, (239)
Tenn.-Martin
10. Jim Thompson, OT, Auburn (266)
11. Wayne Johnson, QB, Georgia (296)
- 12A. William Dubose, RB, S.C. State (314)
(From T.B. for QB-Joe Ferguson)
- 12B. Steve Taylor, QB, Nebraska (323)

1990 (Pos: 12-11-14-13)

- 1A. Jeff George, QB, Illinois (1)
(From Atl. for OT-Chris Hinton,
WR-Andre Rison, D5-90 & D1-91)
- 1B. To Seattle for LB-Fredd Young

2. Anthony Johnson, RB, (36)
Notre Dame
3. To San Diego for LB-Chip Banks
- 4A. Stacey Simmons, WR, Florida (83)
(From Atl. with rights to D1-90)
- 4B. William Schultz, OG, USC (94)
- 4C. Alan Grant, DB, Stanford (103)
(From Washington for D5-89)
- 4D. Pat Cunningham, OT, Texas A&M(106)
(From Phil. for OG-Ron Solt)
5. To Atlanta for D1 & D4-90
6. Tony Walker, LB, SE Missouri St. (148)
7. James Singletary, LB, E. Carolina (179)
- 8A. Ken Clark, RB, Nebraska (206)
- 8B. Harvey Wilson, DB, (213)
Southern Univ.
(From Washington for D5-89)
9. Darvell Huffman, WR, (232)
Boston Univ.
10. To Dallas for OT-Zefross Moss
11. Carnel Smith, DE, Pittsburgh (290)
- 12A. Gene Benhart, QB, W. Illinois (311)
(From S.D. for DB-Leonard Coleman)
- 12B. Dean Brown, OG, Notre Dame (316)

1991 (Pos: 14-13)

1. To Atlanta for D1 & D4-90
2. Shane Curry, DE, Miami (40)
3. Dave McCloughan, DB, Colorado (69)
4. Mark Vander Poel, OT, Colorado (96)
5. Kerry Cash, TE, Texas (125)
6. Mel Agee, DE, Illinois (152)
7. James Bradley, WR, Michigan St.(181)
8. Tim Bruton, TE, Missouri (208)
9. Howard Griffith, RB, Illinois (236)
10. Frank Giannetti, LB, Penn State (263)
11. Jerry Crafts, OT, Louisville (292)
12. Rob Luedeke, C, Penn State (319)

1992 (Pos: 1st)

- 1A. Steve Emtman, DT, Washington (1)
- 1B. Quentin Coryatt, LB, Texas A&M (2)
(From T.B. for QB-Chris Chandler)
2. Ashley Ambrose, DB, (29)
Miss. Val. St.
3. To L.A. for OT-Irv Pankey
- 4A. Rodney Culver, RB, Notre Dame (85)
- 4B. Anthony McCoy, NT, Florida (105)
(From Raid. for RB-Eric Dickerson)
5. Maury Toy, RB, UCLA (113)
6. Shoun Habersham, WR, UT-Chat.(141)
7. Derek Steele, DE, Maryland (169)
- 8A. Jason Belser, DB, Oklahoma (197)
- 8B. Ronald Humphrey, RB, (212)
Miss. Val. St.
(From Raid. for RB-Eric Dickerson)
9. Eddie Miller, WR, South Carolina(225)
10. Stephen Grant, LB, West Virginia(253)
11. To L.A. for OT-Irv Pankey
12. Michael Brandon, DE, Florida (309)

1993 (Pos: 16-15-17)

1. Sean Dawkins, WR, California (16)
- 2A. To Pittsburgh for D2 & D4-93
- 2B. Roosevelt Potts, RB, NE Louisiana(49)
(From Pittsburgh for D2-93)
- 3A. Ray Buchanan, DB, Louisville (65)
(From L.A. for D3 & D5-93)
- 3B. To L.A. D3-93
- 4A. Derwin Gray, DB, Brigham Young (92)
(From Chicago for D4 & D6-93)
- 4B. To Chicago for D4-93
- 4C. Devon McDonald, LB, Notre Dame (107)
(From Pittsburgh for D2-93)
5. To L.A. for D3-93
- 6A. Carlos Etheredge, TE, Miami (157)
- 6B. To Chicago for D4-93
7. Lance Lewis, RB, Nebraska (184)
8. Marquise Thomas, LB, Mississippi (211)

1994 (Pos: 2-3)

- 1A. Marshall Faulk, RB, San Diego St. (2)
- 1B. Trev Alberts, LB, Nebraska (5)
(From L.A. for D1 & D3-94)
2. Eric Mahlum, OG, California (32)
- 3A. Jason Mathews, OT, Texas A&M(67)
- 3B. To L.A. for D1-94
4. Bradford Banta, TE, USC (106)
5. John Covington, DB, Notre Dame(133)
6. Lamont Warren, RB, Colorado (164)
7. Lance Teichelman, DL, (196)
Texas A&M

1995 (Pos: 15-16)

1. Ellis Johnson, DE/T, Florida (15)
2. Ken Dilger, TE, Illinois (48)
3. Zack Crockett, RB, Florida State (79)
4. Ray McElroy, DB, Eastern Illinois(114)
5. Derek West, OT, Colorado (149)
6. Brian Gelzheiser, LB, Penn State(187)
7. Jessie Cox, LB, Texas-Southern (223)

1996 (Pos: 22-21-20-19-18)

- 1A. Marvin Harrison, WR, Syracuse (19)
(From Atl. in QB-Jeff George trade)
- 1B. To T.B. for QB-Craig Erickson
2. Dedic Mathis, DB, Houston (51)
3. Scott Slutzker, TE, Iowa (82)
4. Brian Milne, RB, Penn State (115)
5. Steve Martin, DT, Missouri (151)
- 6A. Keith Conlin, OT, Penn State (191)
- 6B. Mike Cawley, QB, James Madison(205)
(Compensatory Pick)
7. Adrian Robinson, DB, Baylor (232)

1997 (Pos: 19-18-17-21-20)

1. Tarik Glenn, OT, California (19)
2. Adam Meadows, OT, Georgia (48)
- 3A. To San Francisco for D3-97, D5-97
- 3B. Bert Berry, LB, Notre Dame (84)
(From San Francisco for D3-97)
4. Delmonico Montgomery, DB, (117)
Houston

HISTORY



- 5A. Nathaniel Jacquet, WR, (150)
San Diego St.
- 5B. Carl Powell, DE, Louisville (156)
(From San Francisco for D3-97)
- 6. Scott Von Der Ahe, LB, (182)
Arizona St.
- 7. Clarence Thompson, DB,
Knoxville College (219)

1998 (Pos: 1st)

- 1. Peyton Manning, QB, Tennessee (1)
- 2. Jerome Pathon, WR, Washington (32)
- 3A. To Carolina for President Bill Polian
- 3B. E.G. Green, WR, Florida State (71)
(From Baltimore for QB-Jim Harbaugh)
- 4A. To Baltimore for QB-Jim Harbaugh
- 4B. Steve McKinney, OG, Texas A&M(93)
(From Balt. for D4-98, D5-98, D6-98)
- 4C. To Baltimore for D4-98
- 5A. To Baltimore for D4-98
- 5B. Antony Jordan, LB, Vanderbilt (135)
(From Cincinnati for QB-Paul Justin)
- 6. To Baltimore for D4-98
- 7A. Aaron Taylor, OL, Nebraska (190)
- 7B. Cory Gaines, DB, Tennessee (231)
(Compensatory Pick)

1999 (Pos: 4-3-2)

- 1. Edgerrin James, RB, Miami (4)
- 2A. To Carolina for DB-Tyrone Poole
- 2B. Mike Peterson, LB, Florida (36)
(From St. Louis for RB-Marshall Faulk)
- 3. Brandon Burlsworth, OG, Arkansas (63)
- 4A. Paul Miranda, DB, Central Florida(96)
(From S.F. for D4-99, D6-99)
- 4B. To S.F. with D6-99 for D4-99
- 5A. To Pittsburgh for LB-Steven Conley
- 5B. Brad Scioli, DE, Penn State (138)
(From St. Louis for RB-Marshall Faulk)
- 6. To S.F. with D4-99 for D4-99
- 7A. Hunter Smith, P, Notre Dame (210)
- 7B. Corey Terry, LB, Tennessee (250)
(Compensatory Pick)



Colts 1999 draft selection, running back Edgerrin James, leads the franchise in career rushing yardage (9,226).

2000 (Pos: 28)

- 1. Rob Morris, LB, Brigham Young (28)
- 2. Marcus Washington, LB, Auburn (59)
- 3. David Macklin, DB, Penn State (91)
- 4. Josh Williams, DT, Michigan (122)
- 5A. Matt Johnson, OG, Brigham Young(138)

- 5B. To New Orleans with D6-00 for D5-00
- 6. To New Orleans with D5-00 for D5-00
- 7A. Rob Renes, DT, Michigan (235)
- 7B. Rodregis Brooks, DB, Ala. Birm. (238)
(From Oakland for D6-01)

2001 (Pos: 22-21-23)

- 1A. To N.Y. Giants for D1, D3, D6-01
- 1B. Reggie Wayne, WR, Miami (30)
(From N.Y. Giants for D1-01)
- 2A. Idrees Bashir, DB, Memphis (37)
(From Dallas for D2, D3-01)
- 2B. To Dallas for D2-01
- 3A. To Dallas for D2-01
- 3B. Cory Bird, DB, Virginia Tech (91)
(From N.Y. Giants for D1-01)
- 4. Ryan Diem, OG, Northern Illinois(118)
- 5. Raymond Walls, DB, (152)
Southern Mississippi
- 6A. To Oakland for D7-00
- 6B. Jason Doering, DB, Wisconsin (193)
(From N.Y. Giants for D1-01)
- 7. Rick DeMulling, OG, Idaho (220)

2002 (Pos: 11-10-9-8)

- 1. Dwight Freaney, DE, Syracuse (11)
- 2. Larry Tripplett, DT, Washington (42)
- 3. Joseph Jefferson, DB, (74)
W. Kentucky
- 4. David Thornton, LB, North Carolina(106)
- 5. To Seattle for QB-Brock Huard
- 6a. David Pugh, DT, Virginia Tech (182)
- 6b. James Lewis, DB, Miami (183)
(From St. Louis for WR-Terrence Wilkins)
- 6c. Brian Allen, RB, Stanford (204)
(From St. Louis for P-John Baker)
- 7. Josh Mallard, DE, Georgia (220)

2003 (Pos: 24-26-25)

- 1. Dallas Clark, TE, Iowa (24)
- 2. Mike Doss, DB, Ohio State (58)
- 3. Donald Strickland, DB, Colorado (90)
- 4. Steve Sciuлло, OG, Marshall (122)
- 5A. Robert Mathis, DE, Alabama A&M(138)
(From Houston for D4-04)
- 5B. Keyon Whiteside, LB, Tennessee (162)
- 6A. Cato June, DB, Michigan (198)
- 6B. Makoa Freitas, OT, Arizona (208)
(Compensatory)
- 7. To New Orleans for RB-Ricky Williams



Robert Mathis, a fifth-round selection in the 2003 NFL Draft, leads the franchise in sacks (123.0).

2004 (Pos: 29-28-27-26)

- 1. To Atlanta with D3-04 for D2, D3, D4-04
- 2A. To Pittsburgh for D2, D4-04
(From Atl. with D3, D4-04 for D1, D3-04)
- 2B. Bob Sanders, DB, Iowa (44)
(From Pittsburgh with D4-04 for D2-04)
- 2C. To Cle. with D5-04 for D3, D5, D6-04
- 3A. Ben Hartssock, TE, Ohio State (68)
(From Cle. with D5, D6-04 for D2, D5-04)
- 3B. Gilbert Gardner, LB, Purdue (69)
(From Atl. with D2, D4-04 for D1, D3-04)
- 3C. To Atlanta with D1-04 for D2, D3, D4-04
- 4A. Kendyll Pope, LB, Florida State (107)
(From Pittsburgh with D2-04 for D2-04)
- 4B. To Houston for DE-Robert Mathis
- 4C. Jason David, DB, Washington State(125)
(From Atl. with D2, D3-04 for D1, D3-04)
- 5A. Jake Scott, OT, Idaho (141)
(From Cle. with D3, D6-04 for D2, D5-04)
- 5B. To Cle. with D2-04 for D3, D5, D6-04
- 6A. Von Hutchins, DB, Mississippi (173)
(From Cle. with D3, D5-04 for D2, D5-04)
- 6B. Jim Sorgi, QB, Wisconsin (193)
- 7A. To Tampa Bay for DB-David Gibson
- 7B. David Kimball, K, Penn State (229)
(From St. Louis for DB-Rich Coady)

2005 (Pos: 29-28)

- 1. Marlin Jackson, DB, Michigan (29)
- 2. Kelvin Hayden, DB, Illinois (60)
- 3. Vincent Burns, DT, Kentucky (92)
- 4A. Dylan Gandy, C/G, Texas Tech (129)
- 4B. Matt Giordano, DB, California (135)
(Compensatory)
- 5A. Jonathan Welsh, DE, Wisconsin(148)
(From Philadelphia for D4-06)
- 5B. Rob Hunt, C/G, (165)
North Dakota State
- 5C. Tyjuan Hagler, LB, Cincinnati (173)
(Compensatory)
- 6. Dave Rayner, K, Michigan State (202)
- 7. Anthony Davis, RB, Wisconsin (243)
(Compensatory)

2006 (Pos: 30)

- 1. Joseph Addai, RB, Louisiana State(30)
- 2. Tim Jennings, DB, Georgia (62)
- 3. Freddy Keiaho, LB, (94)
San Diego State
- 4. To Philadelphia for DE-Jonathan Welsh
- 5. Michael Toudouze, OT, (162)
Texas Christian
- 6A. Charlie Johnson, OT, (199)
Oklahoma State
- 6B. Antoine Bethea, DB, Howard (207)
(Compensatory)
- 7. T.J. Rushing, DB, Stanford (238)
(From Tennessee for D6-07)

HISTORY



2007 (Pos: 32)

1. Anthony Gonzalez, WR, Ohio State (32)
- 2A. Tony Ugho, OT, Arkansas (42)
(From San Francisco for D4a-07, D1-08)
- 2B. To Tampa Bay for DT-Booger McFarland
- 3A. Daymeion Hughes, DB, California (95)
- 3B. Quinn Pitcock, DT, Ohio State (98)
(Compensatory)
- 4A. To San Francisco with D1-08 for D2a-07
(From New Orleans for DB-Jason David)
- 4B. Brannon Condren, DB, Troy (131)
- 4C. Clint Session, LB, Pittsburgh (136)
(Compensatory)
- 5A. Roy Hall, WR, Ohio State (169)
- 5B. Michael Coe, DB, Alabama State(173)
(Compensatory)
6. To Tennessee for DB-T.J. Rushing
7. Keyunta Dawson, DE, Texas Tech (242)

2008 (Pos: 29-28-30)

1. To San Francisco with D4a-07 for D2-07
2. Mike Pollak, OG, Arizona State (59)
3. Philip Wheeler, LB, Georgia Tech (93)
4. Jacob Tamme, TE, Kentucky (127)
5. Marcus Howard, DE, Georgia (161)
- 6A. Tom Santi, TE, Virginia (196)
- 6B. Steve Justice, C, Wake Forest (201)
(Compensatory)
- 6C. Mike Hart, RB, Michigan (202)
(Compensatory)
- 6D. Pierre Garcon, WR, Mount Union(205)
(Compensatory)
7. Jamey Richard, OG, Buffalo (236)

2009 (Pos: 27-29-28)

1. Donald Brown, RB, Connecticut (27)
- 2A. Fili Moala, DT, Southern California(56)
(From Miami for D2b-09, D5-09)
- 2B. To Miami with D5-09 for D2a-09
3. Jerraud Powers, DB, Auburn (92)
- 4A. Austin Collie, WR, Brigham Young(127)
- 4B. Terrance Taylor, DT, Michigan (136)
(Compensatory)
5. To Miami with D2b-09 for D2a-09
6. Curtis Painter, QB, Purdue (201)
- 7A. Pat McAfee, P, West Virginia (222)
(From Philadelphia for D6-10)
- 7B. Jamie Thomas, OG, Maryland (236)

2010 (Pos: 22-21-23)

1. Jerry Hughes, DE, Texas Christian(31)
2. Pat Angerer, LB, Iowa (63)
3. Kevin Thomas, DB, USC (94)
4. Jacques McClendon, OG, Tennessee (129)
5. Brody Eldridge, TE, Oklahoma (162)
6. To Philadelphia for D7a-09
- 7A. Ricardo Mathews, DT, Cincinnati(238)
- 7B. Kavell Conner, LB, Clemson (240)
(Compensatory)
- 7C. Ray Fisher, DB, Indiana (246)
(Compensatory)

2011 (Pos: 31)

1. Anthony Castonzo, OT, (22)
Boston College
- 2A. Ben Ijalana, OG, Villanova (49)
(From Washington for D2b-11, D5-11)
- 2B. To Washington with D5-11 for D2a-11
3. Drake Nevis, DT, Louisiana State (87)
4. Delone Carter, RB, Syracuse (119)
5. To Washington with D2b-11 for D2a-11
6. Chris Rucker, DB, Michigan State (188)
7. To Washington for DB-Justin Tyrone

2012 (Pos: 1-2)

1. Andrew Luck, QB, Stanford (1)
2. Coby Fleener, TE, Stanford (34)
- 3A. Dwayne Allen, TE, Clemson (64)
- 3B. T.Y. Hilton, WR, (92)
Florida International
(From San Francisco for D4-12, D5-13)
- 5A. Josh Chapman, DT, Alabama (136)
- 5B. Vick Ballard, RB, Mississippi (170)
(Compensatory)
6. LaVon Brazill, WR, Ohio (206)
(Compensatory)
- 7A. Justin Anderson, OG, Georgia (208)
- 7B. Tim Fugger, LB, Vanderbilt (214)
(From Jacksonville through the New York Jets for D6-12)
- 7C. Chandler Harnish, QB, (253)
Northern Ill. (Compensatory)



Quarterback Andrew Luck was the No. 1 overall selection in the 2012 NFL Draft.

2013 (Pos: 24)

1. Bjoern Werner, OLB, Florida State(24)
2. To Miami for CB-Vontae Davis
3. Hugh Thornton, G, Illinois (86)
4. Khaled Holmes, C/G, USC (121)
- 5A. Montori Hughes, DT, UT Martin (139)
(From Cleveland for D4-14)
- 5B. To San Francisco with D4-12
6. John Boyett, S, Oregon (192)
- 7A. Kerwynn Williams, RB, (230)
Utah State
- 7B. Justice Cunningham, TE, (254)
South Carolina (Compensatory)

2014 (Pos: 26-27)

1. To Cleveland for RB-Trent Richardson
2. Jack Mewhort, T/G, Ohio State (59)
3. Donte Moncrief, WR, Mississippi (90)
4. To Cleveland for DT-Montori Hughes
5. Jonathan Newsome, DE, Ball State(166)
6. Andrew Jackson, ILB, Western Kentucky (203)
- 7A. Ulrick John, T, Georgia State (232)
(From Baltimore for C-A.Q. Shipley)
- 7B. To St. Louis for CB-Josh Gordy

2015 (Pos: 29)

1. Phillip Dorsett, WR, Miami (29)
2. To Tampa Bay with D4b-15 for D3a-15, D4a-15
- 3A. D'Joun Smith, CB, Florida Atlantic (65)
(From Tampa Bay with D4a-15 for D2-15, D4b-15)
- 3B. Henry Anderson, DE, Stanford (93)
- 4A. Clayton Geathers, S, Central Florida(109)
(From Tampa Bay with D3a-15 for D2-15, D4b-15)
- 4B. To Tampa Bay with D2-15 for D3a-15, D4a-15
- 5A. David Parry, DT, Stanford (151)
(From San Francisco for D5b-15, D7a-15)
- 5B. To San Francisco with D7a-15 for D5a-15
- 6A. Josh Robinson, RB, (205)
Mississippi State
- 6B. Amarlo Herrera, ILB, Georgia (207)
(From Seattle for CB-Marcus Burley)
- 7A. To San Francisco with D5b-15 for D5a-15)
- 7B. Denzelle Good, T, Mars Hill (255)
(Compensatory)

2016 (Pos: 18-17-19)

1. Ryan Kelly, C, Alabama (18)
- 2A. To Green Bay for D2-16, D4a-16, D7-16
- 2B. T.J. Green, S, Clemson (57)
(From Green Bay with D4a-16, D7-16 for D2-16)
3. Le'Raven Clark, T, Texas Tech (82)
- 4A. Hassan Ridgeway, DT, Texas (116)
- 4B. Antonio Morrison, ILB, Florida (125)
(From Green Bay with D2-16, D7-16 for D2-16)
5. Joe Haeg, T, North Dakota State(155)
6. To Oakland for ILB-Sio Moore
- 7A. Trevor Bates, OLB, Maine (239)
- 7B. Austin Blythe, C, Iowa (248)
(From Green Bay with D2-16, D4a-16 for D2-16)

HISTORY



2017 (Pos: 15-14-16)

1. Malik Hooker, S, Ohio State (15)
2. Quincy Wilson, CB, Florida (46)
3. Tarell Basham, OLB, Ohio (80)
- 4A. To San Francisco for D4c-17, D5b-17
- 4B. Zach Banner, T, USC (137)
(From New England for TE-Dwayne Allen, D6-17)
- 4C. Marlon Mack, RB, South Florida (143)
(From San Francisco with D5b-17 for D4a-17)
- 4D. Grover Stewart, DT, Albany State (144)
- 5A. Nate Hairston, CB, Temple (158)
- 5B. Anthony Walker, ILB, Northwestern (161)
(From San Francisco with D4c-17 for D4a-17)
6. To New England with TE-Dwayne Allen for D4b-17
7. To Cleveland for DT-Billy Winn

2018 (Pos: 3-4)

- 1A. To New York Jets for D1-18, D2a-18, D2b-18, D2-19
- 1B. Quenton Nelson, G, Notre Dame (6)
(From New York Jets with D2a-18, D2b-18, D2-19 for D1-17)
- 2A. Darius Leonard, LB, S. Carolina St. (36)
- 2B. Braden Smith, G, Auburn (37)
(From New York Jets with D1-17, D2b-18, D2-19 for D1-17)
- 2C. To Philadelphia for D2-18, D5-18
- 2D. Kemoko Turay, DE, Rutgers (52)
(From Philadelphia with D5-18 for D2c-18)
- 2E. Tyquan Lewis, DE, Ohio State (64)
(From Cleveland for D3-18, D6-18)
3. To Cleveland for D2-18
4. Nyheim Hines, RB, N.C. State (104)
- 5A. To Oakland for D5-18, D6-18
- 5B. Daurice Fountain, WR, Northern Iowa (159)
(From Oakland with D6-18 for D5a-18)
- 5C. Jordan Wilkins, RB, Mississippi (169)
(From Philadelphia with D2c-18 for D2c-18)
- 6A. To Cleveland with D3-18 for D2-18
- 6B. Deon Cain, WR, Clemson (185)
(From Oakland with D5b-18 for D5a-18)
- 7A. Matthew Adams, LB, Houston (221)
- 7B. Zaire Franklin, LB, Syracuse (235)
(From New York Jets for DT-Henry Anderson)

2019 (Pos: 26-27)

1. To Washington for D2-19, D2-20
- 2A. Rock Ya-Sin, CB, Temple (34)
(From New York Jets with D2a-18, D2b-18, D2-19 for D1-18)
- 2B. To Cleveland for D2c-19, D5a-19
- 2B. Ben Banogu, LB, TCU (49)
(From Cleveland with D5a-19 for D2b-19)

- 2C. Parris Campbell, WR, Ohio State (59)
3. Bobby Okereke, LB, Stanford (89)
- 4A. Khari Willis, S, Michigan State (109)
(From Oakland for D4b-19, D4c-19)
- 4B. To Oakland with D4c-19 for D4a-19
- 4C. To Oakland with D4b-19 for D4a-19
- 5A. Marvell Tell III, CB, USC (144)
(From Cleveland with D2c-19 for D2b-19)
- 5B. E.J. Speed, LB, Tarleton State (164)
6. Gerri Green, DE, Miss. State (199)
- 7A. Jackson Barton, T, Utah (240)
- 7B. Javon Patterson, C, Mississippi (246)
(From Philadelphia for DT-Hassan Ridgeway)



FREE AGENCY (1993-2019)

UNRESTRICTED FREE AGENTS LISTED ONLY

2019

Players Signed by Colts (2): WR-Devin Funchess (Carolina); RB-Spencer Ware.

Former Colts Signed by Other Clubs (5): LB-Najee Goode (Jacksonville); WR-Ryan Grant (Oakland); Dontrelle Inman (New England); S-J.J. Wilcox (Atlanta); Al Woods (Seattle).

2018

Players Signed by Colts (4): DT/DE-Denico Autry (Oakland); WR-Ryan Grant (Washington); G-Matt Sluason (Los Angeles Chargers); ILB-Najee Goode (Philadelphia).

Former Colts Signed by Other Clubs (5): ILB-Jon Bostic (Pittsburgh); RB-Frank Gore (Miami); CB-Rashaan Melvin (Oakland); OLB-Barkevious Mingo (Seattle); WR-Donte Moncrief (Jacksonville).

2017

Players Signed by Colts (11): WR-Kamar Aiken (Baltimore); ILB-Jon Bostic (Detroit); DT-Johnathan Hankins (New York Giants); DE-Margus Hunt (Cincinnati); P-Jeff Locke (Minnesota); OLB-Barkevious Mingo (New England); G/C-Brian Schwenke (Tennessee); OLB-Jabaal Sheard (New England); OLB-John Simon (Houston); ILB-Sean Spence (Tennessee); TE-Brandon Williams (Seattle).

Former Colts Signed by Other Clubs (3): S-Mike Adams (Carolina); LB-Chris Carter (Washington); G-Hugh Thornton (Atlanta).

2016

Players Signed by Colts (4): CB-Patrick Robinson (San Diego); RB-Jordan Todman (Pittsburgh); QB-Scott Tolzien (Green Bay); RB-Robert Turbin (Dallas).

Former Colts Signed by Other Clubs (5): S-Colt Anderson (Buffalo); TE-Coby Fleener (New Orleans); ILB-Jerrell Freeman (Chicago); S-Dwight Lowery (San Diego); CB-Greg Toler (Washington).

2015

Players Signed by Colts (5): WR-Vincent Brown (Oakland); OLB-Trent Cole (Philadelphia); RB-Frank Gore (San Francisco); ILB-Nate Irving (Denver); S-Dwight Lowery (Atlanta).

Former Colts Signed by Other Clubs (3): S-Sergio Brown (Jacksonville); CB-Josh Gordy (New York Giants); DE-Cory Redding (Arizona).

2014

Players Signed by Colts (3): DT-Arthur Jones (Baltimore); WR-Hakeem Nicks (New York Giants); S-Colt Anderson (Philadelphia).

Former Colts Signed by Other Clubs (8): S-Antoine Bethea (San Francisco); RB-Donald Brown (San Diego); ILB-Kavell Conner (San Diego); WR-Darrius Heyward-Bey (Pittsburgh); G-Jeff Linkenbach (Kansas City); DE-Ricardo Mathews (Houston); G-Mike McGlynn (Washington); CB-Cassius Vaughn (Detroit).

2013

Players Signed by Colts (8): T-Gosder Cherilus (Detroit); DT-Aubrayo Franklin (San Diego); DT-Ricky Jean Francois (San Francisco); S-LaRon Landry (New York Jets); OLB-Lawrence Sidbury (Atlanta); G-Donald Thomas (New England); CB-Greg Toler (Arizona); OLB-Erik Walden (Green Bay).

Former Colts Signed by Other Clubs (6): WR-Donnie Avery (Kansas City); LB-Moise Fokou (Tennessee); NT-Antonio Johnson (Tennessee); G-Seth Olsen (Minnesota); CB-Jerraud Powers (Arizona); QB-Drew Stanton (Arizona).

2012

Players Signed by Colts (6): WR-Donnie Avery (Tennessee); OL-Mike McGlynn (Cincinnati); DT-Brandon McKinney (Baltimore); DL-Cory Redding (Baltimore); C-Samson Satele (Oakland); S-Tom Zbikowski (Baltimore).

Former Colts Signed by Other Clubs (12): DE-Jamaal Anderson (Cincinnati); FS-Stevie Brown (New York Giants); FB-Jerome Felton (Minnesota); WR-Pierre Garcon (Washington); WR-Anthony Gonzalez (New England); CB-Jacob Lacey (Detroit); OT-Quinn Ojinnaka (St. Louis); QB-Dan Orlovsky (Tampa Bay); C-Mike Pollak (Carolina); C-Jeff Saturday (Green Bay); TE-Jacob Tamme (Denver); LB-Philip Wheeler (Oakland).

2011

Players Signed by Colts (1): LB-Ernie Sims (Philadelphia).

Former Colts Signed by Other Clubs (1): LB-Clint Session (Jacksonville).

2010

Players Signed by Colts (0): None.

Former Colts Signed by Other Clubs (0): None.

2009

Players Signed by Colts (1): LB-Adam Seward (Carolina).

Former Colts Signed by Other Clubs (4): DB-Keiwan Ratliff (Pittsburgh); DT-Darrell Reid (Denver); RB-Dominic Rhodes (Buffalo); P-Hunter Smith (Washington).

2008

Players Signed by Colts (0): None.

Former Colts Signed by Other Clubs (3): LB-Rocky Boiman (Philadelphia); DT-Dan Klecko (Philadelphia); OG-Jake Scott (Tennessee).

HISTORY



2007

Players Signed by Colts (2): OG-Rick DeMulling (Detroit); TE-Mike Seidman (Carolina).

Former Colts Signed by Other Clubs (4): DB-Jason David (New Orleans); DB-Nick Harper (Tennessee); LB-Cato June (Tampa Bay); RB-Dominic Rhodes (Oakland).

2006

Players Signed by Colts (1): K-Adam Vinatieri (New England).

Former Colts Signed by Other Clubs (4): RB-Edgerrin James (Arizona); LB-David Thornton (Tennessee); DT-Larry Tripplett (Buffalo); K-Mike Vanderjagt (Dallas).

2005

Players Signed by Colts (1): DT-Corey Simon (Philadelphia).

Former Colts Signed by Other Clubs (3): DB-Idrees Bashir (Carolina); OG-Rick DeMulling (Detroit); LB-Jim Nelson (Baltimore).

2004

Players Signed by Colts (0): None.

Former Colts Signed by Other Clubs (4): WR-JaJuan Dawson (New York Giants); DB-David Macklin (Arizona); LB-Marcus Washington (Washington); WR-Terrence Wilkins (Miami).

2003

Players Signed by Colts (4): DB-Rich Coady (Tennessee); LB-Jim Nelson (Minnesota); DT-Montae Reagor (Denver); WR-Brandon Stokley (Baltimore).

Former Colts Signed by Other Clubs (3): RB-Jim Finn (New York Giants); DE-Chukie Nwokorie (Green Bay); LB-Mike Peterson (Jacksonville).

2002

Players Signed by Colts (5): DT-James Cannida (Tampa Bay); LB-Greg Favors (Tennessee); DB-Walt Harris (Chicago); WR-Qadry Ismail (Baltimore); C/G-Jim Pyne (Philadelphia).

Former Colts Signed by Other Clubs (5): OG-Steve McKinney (Houston); OG-Larry Moore (Washington); WR-Jerome Pathon (New Orleans); LB-Ryan Phillips (New England); WR-Tony Simmons (Houston).

2001

Players Signed by Colts (2): DT-Christian Peter (New York Giants); LB-Mike Morton (Green Bay).

Former Colts Signed by Other Clubs (2): DB-Jason Belser (Kansas City); DE-Bernard Whittington (Cincinnati).

2000

Players Signed by Colts (1): DL-Bernard Holsey (New York Giants).

Former Colts Signed by Other Clubs (0): None.

1999

Players Signed by Colts (7): LB-Jeff Brady (Carolina); DE-Chad Bratzke (New York Giants); QB-Stoney Case (Arizona); DB-Chad Cota (New Orleans); RB-Darick Holmes (Green Bay); OL-Sale Isaia (Baltimore); DE-Shawn King (Carolina).

Former Colts Signed by Other Clubs (4): P-Chris Gardocki (Cleveland); DB-Tim Hauck (Philadelphia); WR-Torrance Small (Philadelphia); DL-Jeff Zgonina (St. Louis).

1998

Players Signed by Colts (5): LB-Myron Baker (Carolina); DB-Jeff Burris (Buffalo); LB-Jeff Herrod (Philadelphia); OG-Tom Myslinski (Pittsburgh); WR-Torrance Small (St. Louis).

Former Colts Signed by Other Clubs (4): WR-Sean Dawkins (New Orleans); DB-Derwin Gray (Carolina); OT-Jason Mathews (Tampa Bay); WR-Brian Stablein (New England).

1997

Players Signed by Colts (3): DB-Robert Blackmon (Seattle); DE-Al Fontenot (Chicago); DB-Carlton Gray (Seattle).

Former Colts Signed by Other Clubs (2): DB-Ray Buchanan (Atlanta-transitional); DT-Tony Siragusa (Baltimore).

1996

Players Signed by Colts (5): LB-Elijah Alexander (Denver); OT-Troy Auzenne (Chicago); DB-Derrick Frazier (Philadelphia); C/G-Jay Leeuwenburg (Chicago); OL-Doug Widell (Detroit).

Former Colts Signed by Other Clubs (3): DB-Ashley Ambrose (Cincinnati); OG-Joe Staysniak (Green Bay); OT-Will Wolford (Pittsburgh).

1995

Players Signed by Colts (3): WR-Willie "Flipper" Anderson (St. Louis); P-Chris Gardocki (Chicago); TE-Ed West (Green Bay).

Former Colts Signed by Other Clubs (7): K-Dean Biasucci (Pittsburgh); TE-Kerry Cash (Oakland); OL-Cecil Gray (Oakland); QB-Don Majkowski (Detroit); OT-Zefross Moss (Detroit); DT-Thomas Sims (Minnesota); P-Rohn Stark (Pittsburgh).

1994

Players Signed by Colts (2): LB-Tony Bennett (Green Bay); WR-Floyd Turner (New Orleans).

Former Colts Signed by Other Clubs (0): None.

1993

Players Signed by Colts (3): WR-Aaron Cox (St. Louis); C-Kirk Lowdermilk (Minnesota); OT-Will Wolford (Buffalo).

Former Colts Signed by Other Clubs (2): WR-Bill Brooks (Buffalo); DB-Mike Prior (Green Bay).



“PLAN B” FREE AGENCY (1989-1992)

1992

Players Signed by Colts (5): WR-Reggie Langhorne (Cleveland); OL-Trevor Matich (New York Jets); OG-Ron Solt (Philadelphia); P/QB-Tom Tupa (Phoenix); LB-Carl Zander (Cincinnati).

Former Colts Signed by Other Clubs (9): OL-Brian Baldinger (Buffalo); TE-Pat Beach (New York Jets); OL-Brian Blados (Seattle); QB-Rusty Hilger (Seattle); LB-Matt Jaworski (Pittsburgh); LB-Brian Jones (Miami); RB-Bruce Perkins (Cleveland); DB-Keith Taylor (New Orleans); DB-Charles Washington (Green Bay).

1991

Players Signed by Colts (2): DL-Travis Davis (New Orleans); LB-Cedric Figaro (San Diego).

Former Colts Signed by Other Clubs (6): LB-O'Brien Alston (Los Angeles Raiders); DL-Jeff Faulkner (Phoenix); RB-Ivy Joe Hunter (New England); LB-Kurt Larson (Green Bay); TE-Eugene Riley (Detroit); LB-Matt Vanderbeek (Minnesota).

1990

Players Signed by Colts (0): None.

Former Colts Signed by Other Clubs (8): TE-Mark Boyer (New York Jets); TE-John Brandes (Washington); DE-Ezra Johnson (Houston); LB-Cliiff Odom (Miami); DB-Anthony Parker (New York Jets); DB-Bruce Plummer (San Diego); OG-Ben Utt (Atlanta); DB-Charles Washington (Kansas City).

1989

Players Signed by Colts (7): DB-Keith Bostic (Houston); LB-Phillip Brown (Atlanta); DL-Sam Clancy (Cleveland); C-Stan Eisenhooth (Seattle); DB-Bruce Plummer (Miami); WR-Clarence Weathers (Cleveland); DL-Mitch Willis (Atlanta).

Former Colts Signed by Other Clubs (7): WR-Mark Bellini (Phoenix); DT-Byron Darby (Los Angeles Rams); QB-Gary Hogeboom (Phoenix); LB-Barry Krauss (Cleveland); LB-Orlando Lowry (Kansas City); OT-Joel Patten (San Diego); DB-Willie Tullis (Detroit).

*List includes Unrestricted, Restricted and “Plan B” free agents and does not include free agents signed after being waived.





COLTS REGULAR SEASON ATTENDANCE HISTORY BY OPPONENT

HOME GAMES

OPPONENT	NO.	ATTENDANCE	LARGEST	DATE	SMALLEST	DATE
Patriots	38	2,046,933	67,476	11/15/09	34,127	12/20/81
Dolphins	37	2,046,266	66,479	11/4/12	19,073	1/2/83
Jets	34	1,742,917	67,222	12/27/09	34,927	10/11/87
Bills	34	1,781,163	64,366	11/25/12	37,927	9/30/79
Titans	26	1,504,259	67,188	1/2/11	27,934	12/18/83
Rams	22	1,184,835	66,004	11/10/13	27,268	11/22/53
Lions	22	1,155,511	66,281	12/14/08	25,159	10/3/53
Packers	22	1,141,127	67,020	10/7/12	25,920	12/19/82
49ers	22	1,173,843	66,229	11/1/09	23,875	11/28/54
Bears	21	1,104,276	66,822	9/7/08	23,093	11/21/54
Jaguars	18	1,105,438	67,147	12/19/10	55,770	9/21/03
Redskins	17	941,664	65,352	11/30/15	32,944	12/23/56
Texans	17	1,050,485	66,957	12/30/12	56,132	10/26/03
Browns	16	900,156	65,035	9/18/11	37,285	11/2/75
Bengals	16	835,822	67,404	11/14/10	23,598	12/5/82
Chargers	15	845,515	66,085	11/28/10	47,950	11/30/86
Broncos	13	765,315	67,248	12/13/09	37,959	11/10/74
Cardinals	11	574,820	63,137	9/17/17	32,782	11/22/81
Steelers	11	654,284	66,583	11/24/16	42,575	11/3/57
Vikings	10	577,168	63,912	9/16/12	53,645	12/16/62
Chiefs	10	531,561	66,869	10/10/10	29,936	12/21/80
Eagles	8	447,464	64,871	9/15/15	44,952	12/19/93
Cowboys	8	488,311	67,471	12/5/10	56,860	10/31/99
Falcons	7	412,931	65,218	11/6/11	56,715	9/17/67
Buccaneers	7	377,874	65,696	11/29/15	39,756	9/9/79
Saints	6	338,304	66,420	10/25/15	48,480	9/27/98
Raiders	6	336,414	65,412	9/8/13	41,023	9/28/75
Giants	6	331,397	67,275	9/19/10	27,088	10/2/54
Ravens	5	301,803	66,153	10/12/08	56,174	10/13/02
Seahawks	4	231,790	66,608	10/6/13	49,876	10/2/94
Panthers	3	179,192	63,928	11/27/11	58,182	12/27/98
TOTAL	492	27,108,838				



HISTORY



ROAD GAMES

OPPONENT	NO.	ATTENDANCE	LARGEST	DATE	SMALLEST	DATE	OVERALL TOTAL
Dolphins	35	2,192,485	80,010	12/16/72	45,236	12/4/88	4,238,751
Patriots	38	2,037,931	68,756	2004, 05, 06, 10, 11, 12	19,429	12/6/92	4,084,864
Bills	36	2,179,720	79,404	10/16/94	9,860	10/4/87	3,960,883
Jets	36	2,168,836	79,469	9/20/98	33,684	12/13/92	3,911,753
Titans	22	1,386,807	69,978	12/30/18	31,792	11/23/86	2,891,066
Rams	22	1,278,054	100,202	12/6/58	26,696	12/5/53	2,462,889
Lions	20	1,120,272	80,638	11/16/80	46,508	11/7/53	2,275,783
Jaguars	18	1,155,271	83,764	10/2/16	45,037	11/9/03	2,260,709
Texans	17	1,208,103	71,891	10/16/16	69,204	9/22/02	2,258,588
49ers	22	1,040,827	69,732	9/22/13	23,432	12/13/53	2,214,670
Bears	21	1,027,979	66,944	11/5/00	27,845	10/10/54	2,132,255
Packers	21	874,094	78,437	11/6/16	18,713	10/18/53	2,015,221
Browns	13	920,251	80,132	10/14/62	42,404	11/11/56	1,820,407
Redskins	14	713,097	87,883	10/17/10	23,566	10/31/54	1,654,761
Broncos	11	830,945	76,939	9/7/15	74,680	10/15/89	1,596,260
Bengals	13	700,862	65,995	11/20/05	43,991	12/7/80	1,536,684
Chargers	11	578,404	68,428	11/23/08	37,322	10/23/88	1,423,919
Steelers	13	687,415	64,043	11/9/08	41,597	12/9/78	1,341,699
Vikings	14	674,304	66,820	12/18/16	30,787	9/23/62	1,251,472
Chiefs	11	676,419	78,357	9/3/00	21,762	11/24/85	1,207,980
Eagles	11	666,488	72,200	11/15/81	27,813	11/15/53	1,113,952
Giants	10	662,602	78,622	9/10/06	33,982	11/13/55	993,999
Cowboys	8	495,331	91,899	12/21/15	25,500	10/30/60	983,642
Falcons	9	499,028	70,433	11/22/15	30,397	12/7/86	911,959
Cardinals	5	251,220	62,692	9/27/09	31,885	12/2/90	826,040
Ravens	7	492,391	71,320	11/22/09	68,898	11/29/98	794,194
Raiders	9	453,992	62,000	12/16/07	40,287	9/15/91	790,406
Saints	6	386,819	80,636	10/19/69	49,009	12/24/89	725,123
Seahawks	8	476,149	68,872	10/1/17	39,574	12/4/94	707,939
Buccaneers	6	276,455	65,647	10/6/03	25,577	12/15/85	654,329
Panthers	3	197,982	74,136	11/2/15	49,841	12/3/95	377,174
TOTAL	490	28,310,533					55,419,371

COLTS IN OVERTIME

*Playoffs

**Playoffs (Double Overtime)

#Season Opener

DATE	OPPONENT	SITE	COIN TOSS	SCORE	ELAPSED
12/28/58*	N.Y. Giants RESULT: Alan Ameche 1 run	New York	N.Y. Giants	W 23-17	8:15
12/26/65*	Green Bay RESULT: Don Chandler 25 FG	Green Bay	Green Bay	L 10-13	13:39
12/14/75	Miami RESULT: Toni Linhart 31 FG	Baltimore	Miami	W 10-7	12:44
12/24/77**	Oakland RESULT: Dave Casper 10 pass from Ken Stabler	Baltimore	Colts	L 31-37	15:43
9/9/79#	Tampa Bay RESULT: Neil O'Donoghue 31 FG	Baltimore	Colts	L 26-29	1:41
12/19/82	Green Bay RESULT: Tie Game	Baltimore	Green Bay	T 20-20	15:00
9/4/83#	New England RESULT: Johnie Cooks 52 fumble return	Foxboro	New England	W 29-23	0:30
9/25/83	Chicago RESULT: Raul Allegre 33 FG	Baltimore	Colts	W 22-19	4:51
9/4/88#	Houston RESULT: Tony Zendejas 35 FG	Indianapolis	Colts	L 14-17	3:51
10/29/89	New England RESULT: Greg Davis 51 FG	Indianapolis	New England	L 20-23	9:57



COLTS IN OVERTIME (CONT...)

DATE	OPPONENT	SITE	COIN TOSS	SCORE	ELAPSED
12/10/89	Cleveland RESULT: Mike Prior 58 interception return	Indianapolis	Cleveland	W 23-17	10:54
12/8/91	New England RESULT: Michael Timpson 45 pass from Hugh Millen	Foxboro	Colts	L 17-23	8:55
10/11/92	N.Y. Jets RESULT: Dean Biasucci 47 FG	Indianapolis	Colts	W 6-3	3:01
11/15/92	New England RESULT: Charlie Baumann 18 FG	Indianapolis	Colts	L 34-37	3:25
11/29/92	Buffalo RESULT: Dean Biasucci 40 FG	Indianapolis	Colts	W 16-13	3:51
9/3/95#	Cincinnati RESULT: Doug Pelfrey 47 FG	Indianapolis	Cincinnati	L 21-24	2:36
9/10/95	N.Y. Jets RESULT: Mike Cofer 52 FG	East Rutherford	N.Y. Jets	W 27-24	4:27
10/8/95	Miami RESULT: Cary Blanchard 27 FG	Miami	Colts	W 27-24	4:58
10/6/96	Buffalo RESULT: Steve Christie 39 FG	Buffalo	Colts	L 13-16	9:22
12/11/96	Buffalo RESULT: Cary Blanchard 49 FG	Indianapolis	Buffalo	W 13-10	8:14
9/27/98	New Orleans RESULT: Cam Cleeland 33 pass from Danny Wuerffel	Indianapolis	New Orleans	L 13-19	6:10
12/30/00*	Miami RESULT: Lamar Smith 17 run	Miami	Miami	L 17-23	11:26
11/24/02	Denver RESULT: Mike Vanderjagt 51 FG	Denver	Colts	W 23-20	5:38
10/6/03	Tampa Bay RESULT: Mike Vanderjagt 29 FG	Tampa Bay	Tampa Bay	W 38-35	11:13
10/12/03	Carolina RESULT: John Kasay 47 FG	Indianapolis	Carolina	L 20-23	5:39
12/26/04	San Diego RESULT: Mike Vanderjagt 30 FG	Indianapolis	Colts	W 34-31	2:47
1/13/09*	San Diego RESULT: Darren Sproles 22 run	San Diego	San Diego	L 17-23	6:20
12/15/10	Dallas RESULT: David Buehler 38 FG	Indianapolis	Colts	L 28-31	7:05
10/28/12	Tennessee RESULT: Vick Ballard 16 pass from Andrew Luck	Tennessee	Colts	W 19-13	4:49
10/4/15	Jacksonville RESULT: Adam Vinatieri 27 FG	Indianapolis	Jacksonville	W 16-13	10:24
11/2/15	Carolina RESULT: Graham Gano 52 FG	Carolina	Colts	L 26-29	9:38
10/16/16	Houston RESULT: Nick Novak 33 FG	Houston	Colts	L 23-26	6:47
9/17/17	Arizona RESULT: Phil Dawson 30 FG	Indianapolis	Colts	L 13-16	6:58
10/8/17	San Francisco RESULT: Adam Vinatieri 51 FG	Indianapolis	Colts	W 26-23	13:22
12/10/17	Buffalo RESULT: LeSean McCoy 21 run	Buffalo	Buffalo	L 7-13	13:27
9/30/18	Houston RESULT: Ka'imi Fairbairn 37 FG	Indianapolis	Colts	L 34-37	10:00

HISTORY



REGULAR SEASON	15-15-1	PLAYOFFS	1-4	BALTIMORE (1953-83)	INDIANAPOLIS (1984-Present)		
Home	9-10-1	Home	0-1	Overall	4-3-1	Overall	12-16
Away	6-5	Away	1-3	Home	2-2-1	Home	7-9
				Away	2-1	Away	5-7

WIN COIN TOSS 8-11
LOSE COIN TOSS 8-8-1

COLTS OVERTIME RECORDS BY OPPONENT

Arizona	0-1	Denver	1-0	N.Y. Giants	1-0
Buffalo	2-2	Green Bay	0-1-1	N.Y. Jets	2-0
Carolina	0-2	Houston	0-2	Oakland	0-1
Chicago	1-0	Jacksonville	1-0	San Diego	1-1
Cincinnati	0-1	Miami	2-1	San Francisco	1-0
Cleveland	1-0	New England	1-3	Tampa Bay	1-1
Dallas	0-1	New Orleans	0-1	Tennessee	1-1

KENNY MOORE

CORNERBACK





INDIVIDUAL RECORDS

National Football League records are indicated by an asterisk. Since the Colts joined the NFL in 1953, the league has increased the number of games played each season from 12 in 1953 to the current 16 in 1978. Here are the dates that the league increased the number of games played each season:

1953-1960: 12 games 1961-1977: 14 games 1978-present: 16 games

Note: The 1982 NFL regular season was reduced from 16 games to nine games because of a players' strike.

The 1987 season was 15 games due to a players' strike.

SERVICE

MOST SEASONS

17	John Unitas, 1956-72
14	Reggie Wayne, 2001-14
14	Peyton Manning, 1998-11
14	Robert Mathis, 2003-16
13	Raymond Berry, 1955-67
13	Eugene Daniel, 1984-96
13	Ray Donaldson, 1980-92
13	Marvin Harrison, 1996-08
13	David Lee, 1966-78
13	Gino Marchetti, 1953-64, 66
13	Rohn Stark, 1982-94
13	Dick Szymanski, 1955, 57-68
13	Jeff Saturday, 1999-11
13	Adam Vinatieri, 2006-18

MOST GAMES PLAYED

211	Reggie Wayne, 2001-14
208	Peyton Manning, 1998-10
206	John Unitas, 1956-72
198	Eugene Daniel, 1984-96
197	Rohn Stark, 1982-94
197	Jeff Saturday, 1999-11
193	Adam Vinatieri, 2006-18
192	Justin Snow, 2000-11
192	Robert Mathis, 2003-16
190	Marvin Harrison, 1996-08

MOST CONSECUTIVE GAMES PLAYED

208	Peyton Manning, 1998-10
192	Justin Snow, 2000-11
189	Reggie Wayne, 2001-13
160	Hunter Smith, 1999-08
155	Jerry Logan, 1963-72

SCORING

MOST POINTS (CAREER)

1,442	Adam Vinatieri, 2006-18
995	Mike Vanderjagt, 1998-05
783	Dean Biasucci, 1984, 86-94
778	Marvin Harrison, 1996-08
678	Lenny Moore, 1956-67

MOST POINTS (SEASON)

157	Mike Vanderjagt, 2003
145	Mike Vanderjagt, 1999
140	Adam Vinatieri, 2014
139	Adam Vinatieri, 2013
135	Cary Blanchard, 1996
129	Adam Vinatieri, 2010
125	Mike Vanderjagt, 2001
125	Adam Vinatieri, 2016
121	Mike Vanderjagt, 2000
121	Mike Vanderjagt, 2005
120	Lenny Moore, 1964
119	Mike Vanderjagt, 2004
118	Adam Vinatieri, 2007
117	Cary Blanchard, 1997
115	Adam Vinatieri, 2012
114	Dean Biasucci, 1988
113	Adam Vinatieri, 2006
113	Adam Vinatieri, 2018
112	Raul Allegre, 1983
110	Edgerrin James, 2000
109	Toni Linhart, 1976
109	Adam Vinatieri, 2017
107	Adam Vinatieri, 2015
106	Lou Michaels, 1967
104	Jim Martin, 1963
104	Lou Michaels, 1964
104	Mike Vanderjagt, 1998
103	Mike Vanderjagt, 2002
103	Adam Vinatieri, 2008
102	Lou Michaels, 1968
102	Edgerrin James, 1999
101	Lou Michaels, 1965

MOST POINTS (ROOKIE)

112	Raul Allegre, 1983
104	Mike Vanderjagt, 1998
102	Edgerrin James, 1999
93	Jim O'Brien, 1970
78	Curtis Dickey, 1980

MOST POINTS (GAME)

24	Lenny Moore vs. Chi, Oct. 4, 1958
24	Lenny Moore vs. LA Rams, Oct. 16, 1960
24	Lenny Moore vs. Min, Oct. 1, 1961
24	Lydell Mitchell vs. Buf, Oct. 12, 1975
24	Eric Dickerson vs. Den, Oct. 31, 1988
24	Joseph Addai vs. Phil, Nov. 26, 2006

MOST POINTS (ROOKIE-GAME)

24	Joseph Addai vs. Phil, Nov. 26, 2006
18	Billy Vessels vs. LA Rams, Nov. 25, 1956
18	Marshall Faulk vs. Hou, Sept. 4, 1994
18	Marvin Harrison at K.C., Dec. 15, 1996
18	Edgerrin James at Phil, Nov. 21, 1999
18	Edgerrin James at Cle, Dec. 26, 1999

MOST CONSECUTIVE GAMES

SCORING

130	Adam Vinatieri, G1-2006/G16-2014
118	Mike Vanderjagt, G10-1998/G16-2005
58	Lou Michaels, G13-1965/G14-1969
55	Steve Myhra, G8-1957/G14-1961
55	Dean Biasucci, G11-1987/G2-1991

MOST CONSECUTIVE GAMES

SCORING (ROOKIE)

14	Jim O'Brien, G1-14, 1970
11	Raul Allegre, G1-11, 1983
10	Buck McPhail, G1-10, 1953
7	Curtis Dickey, G7-13, 1980
5	Alan Ameche, G1-5, 1955
5	Steve Myhra, G8-12, 1957

MOST SEASONS LEADING TEAM

12	Adam Vinatieri, 2006-08, 10-18
9	Dean Biasucci, 1986-94
8	Mike Vanderjagt, 1998-05
5	Lenny Moore, 1956-58, 60, 64
4	Lou Michaels, 1965-68
4	Toni Linhart, 1974, 76-78

MOST CONSECUTIVE SEASONS

LEADING TEAM

9	Dean Biasucci, 1986-94
9	Adam Vinatieri, 2010-18
8	Mike Vanderjagt, 1998-05
4	Lou Michaels, 1965-68
3	Lenny Moore, 1956-58
3	Jim O'Brien, 1970-72
3	Toni Linhart, 1976-78
3	Raul Allegre, 1983-85
3	Adam Vinatieri, 2006-08

RECORDS



MOST KICK-SCORING POINTS (GAME)

- 18 Lou Michaels vs. S.F., Sept. 25, 1966
- 17 Lou Michaels vs. St.L., Oct. 12, 1964
- 17 Cary Blanchard at Buf, Sept. 21, 1997
- 17 Mike Vanderjagt, vs. Den, Jan. 6, 2002
- 17 Mike Vanderjagt at Ten, Dec. 7, 2003
- 17 Adam Vinatieri vs. Chi, Oct. 9, 2016

MOST NON KICK-SCORING POINTS (SEASON)

- 120 Lenny Moore, 1964
- 110 Edgerrin James, 2000
- 102 Edgerrin James, 1999
- 92 Joseph Addai, 2007

MOST SEASONS 100+ POINTS

- 11 Adam Vinatieri, 2006-08, 10, 12-18
- 8 Mike Vanderjagt, 1998-05
- 4 Lou Michaels, 1964-65, 67-68
- 2 Cary Blanchard, 1996-97
- 2 Edgerrin James, 1999-00
- 1 Allegre/Biasucci/Linhart/Martin/Moore

MOST CONSECUTIVE SEASONS 100+ POINTS

- 8 Mike Vanderjagt, 1998-05
- 7 Adam Vinatieri, 2012-18
- 3 Adam Vinatieri, 2006-08
- 2 Lou Michaels, 1964-65, 67-68
- 2 Cary Blanchard, 1996-97
- 2 Edgerrin James, 1999-00

TOUCHDOWNS

MOST (CAREER)

- 128 Marvin Harrison, 1996-08
- 113 Lenny Moore, 1956-67
- 82 Reggie Wayne, 2001-14
- 75 Edgerrin James, 1999-05
- 68 Raymond Berry, 1955-67

MOST (SEASON)

- 20 Lenny Moore, 1964
- 18 Edgerrin James, 2000
- 17 Edgerrin James, 1999
- 15 Lenny Moore, 1961
- 15 Lydell Mitchell, 1975
- 15 Eric Dickerson, 1988
- 15 Marvin Harrison, 2001
- 15 Marvin Harrison, 2004
- 15 Joseph Addai, 2007

MOST (ROOKIE)

- 17 Edgerrin James, 1999
- 13 Curtis Dickey, 1980
- 12 Marshall Faulk, 1994
- 10 Dominic Rhodes, 2001
- 9 (3 times) Last: Rodney Culver, 1992

MOST (GAME)

- 4 Lenny Moore vs. Chi, Oct. 4, 1958
- 4 Lenny Moore vs. LA Rams, Oct. 16, 1960
- 4 Lenny Moore vs. Min, Oct. 1, 1961
- 4 Lydell Mitchell vs. Buf, Oct. 12, 1975
- 4 Eric Dickerson vs. Den, Oct. 31, 1988
- 4 Joseph Addai vs. Phil, Nov. 26, 2006

MOST (ROOKIE-GAME)

- 4 Joseph Addai vs. Phil, Nov. 26, 2006
- 3 Billy Vessels vs. LA Rams, Nov. 25, 1956
- 3 Marshall Faulk vs. Hou, Sept. 4, 1994
- 3 Marvin Harrison at K.C., Dec. 15, 1996
- 3 Edgerrin James at Phil, Nov. 21, 1999
- 3 Edgerrin James at Cle, Dec. 26, 1999

MOST CONSECUTIVE GAMES SCORING TD

- 18 Lenny Moore, G7-9-1963, G1-1964/G1-1965
- 11 Lydell Mitchell, G6-1975/G2-1976
- 8 Edgerrin James, G3-10, 2005
- 7 Raymond Berry, G8-1959/G2-1960
- 7 Curtis Dickey, G7-13, 1980

MOST CONSECUTIVE GAMES SCORING TD (ROOKIE)

- 7 Curtis Dickey, G7-13, 1980
- 5 Alan Ameche, G1-5, 1955
- 4 Lenny Moore, G3-6, 1956
- 4 Marshall Faulk, G8-11, 1994
- 4 James Mungro, G11-14, 2002

MOST SEASONS LEADING TEAM

- 6 Lenny Moore, 1956-58, 60-61, 64
- 5 Marvin Harrison, 1996, 01-02, 04, 06
- 4 Marshall Faulk, 1994-95, 97-98
- 4 Edgerrin James, 1999-00, 03, 05
- 3 Tom Matte, 1967-69
- 3 Curtis Dickey, 1980-81, 83

MOST CONSECUTIVE SEASONS LEADING TEAM

- 3 Lenny Moore, 1956-58
- 3 Tom Matte, 1967-69

MOST 10+ TD SEASONS

- 8 Marvin Harrison, 1999-06
- 5 Lenny Moore, 1957-58, 60-61, 64
- 4 Edgerrin James, 1999-00, 03, 05
- 3 Tom Matte, 1967-69
- 3 Marshall Faulk, 1994-95, 98
- 3 Reggie Wayne, 2004, 07, 09
- 2 Addai/Berry/Clark/Dickey/McCauley/Orr
- 1 Bulaich/Carr/Dickerson/Ebron/Mitchell/Rhodes/Stokley

MOST CONSECUTIVE 10+ TD SEASONS

- 8 Marvin Harrison, 1999-06
- 3 Tom Matte, 1967-69
- 2 Lenny Moore, 1957-58, 60-61
- 2 Raymond Berry, 1959-60
- 2 Don McCauley, 1975-76
- 2 Curtis Dickey, 1980-81
- 2 Marshall Faulk, 1994-95
- 2 Edgerrin James, 1999-00

POINTS AFTER TOUCHDOWN

MOST ATTEMPTS (CAREER)

- 496 Adam Vinatieri, 2006-18
- 346 Mike Vanderjagt, 1998-05
- 270 Lou Michaels, 1964-69
- 261 Dean Biasucci, 1984, 86-94
- 194 Toni Linhart, 1974-79

MOST ATTEMPTS (SEASON)

- 60 Mike Vanderjagt, 2004
- 54 Lou Michaels, 1964
- 52 Toni Linhart, 1975
- 52 Mike Vanderjagt, 2005
- 51 Steve Myhra, 1958
- 51 Steve Myhra, 1959
- 51 Adam Vinatieri, 2007
- 51 Adam Vinatieri, 2010

MOST ATTEMPTS (ROOKIE)

- 38 Jim O'Brien, 1970
- 26 Tom Feamster, 1956
- 24 George Hunt, 1973
- 24 Raul Allegre, 1983
- 23 Buck McPhail, 1953
- 23 Mike Vanderjagt, 1998

MOST MADE (CAREER)

- 485 Adam Vinatieri, 2006-18
- 344 Mike Vanderjagt, 1998-05
- 263 Lou Michaels, 1964-69
- 255 Dean Biasucci, 1984, 86-94
- 184 Toni Linhart, 1974-79

MOST MADE (SEASON)

- 59 Mike Vanderjagt, 2004
- 53 Lou Michaels, 1964
- 52 Mike Vanderjagt, 2005
- 51 Toni Linhart, 1975
- 51 Adam Vinatieri, 2010

MOST MADE (ROOKIE)

- 36 Jim O'Brien, 1970
- 24 Tom Feamster, 1956
- 22 George Hunt, 1973
- 22 Raul Allegre, 1983
- 21 Buck McPhail, 1953

RECORDS



MOST MADE (GAME)

- 8 Tom Feamster vs. LA Rams, Nov. 5, 1956
- 8 Steve Myhra vs. G.B., Nov. 2, 1958
- 7 Steve Myhra vs. Chi, Oct. 4, 1958
- 7 Lou Michaels vs. Chi, Sept. 27, 1964
- 7 Lou Michaels at Atl, Nov. 12, 1967
- 7 Toni Linhart vs. NYJ, Nov. 16, 1975
- 7 Toni Linhart vs. Buf, Dec. 12, 1976
- 7 Raul Allegre vs. Buf, Oct. 6, 1985
- 7 Dean Biasucci vs. Den, Oct. 31, 1988
- 7 Mike Vanderjagt at N.O., Sept. 28, 2003
- 7 Mike Vanderjagt vs. Hou, Nov. 14, 2004
- 7 Adam Vinatieri vs. Was, Nov. 30, 2014

MOST MADE (ROOKIE-GAME)

- 8 Tom Feamster vs. LA Rams, Nov. 5, 1956

MOST CONSECUTIVE PATS

- 209 Adam Vinatieri, 2010-15
- 149 Mike Vanderjagt, 2001-04
- 125 Mike Vanderjagt, 1998-01
- 103 Lou Michaels, 1964-66
- 97 Adam Vinatieri, 2007-09

HIGHEST PERCENTAGE (CAREER-50 MIN.)

- 100.0 Cary Blanchard, 1995-97
- 99.4 Mike Vanderjagt, 1998-05
- 97.8 Adam Vinatieri, 2006-18
- 97.7 Dean Biasucci, 1984, 86-94
- 97.4 Lou Michaels, 1964-69

HIGHEST PERCENTAGE (SEASON-20 ATT.)

- 100.0 Lou Michaels, 1965
- 100.0 Jim O'Brien, 1972
- 100.0 Toni Linhart, 1974
- 100.0 Dean Biasucci (3), 1987, 92, 94
- 100.0 Cary Blanchard (3), 1995-97
- 100.0 Mike Vanderjagt (6), 1998-00, 02-03, 05
- 100.0 Adam Vinatieri (8) 2006, 08, 10-14, 16
- 100.0 Matt Stover, 2009

HIGHEST PERCENTAGE (ROOKIE-SEASON-20 ATT.)

- 100.0 Mike Vanderjagt, 1998
- 94.7 Jim O'Brien, 1970
- 92.3 Tom Feamster, 1956
- 91.7 George Hunt, 1973
- 91.7 Raul Allegre, 1983

FIELD GOALS

MOST ATTEMPTS (CAREER)

- 369 Adam Vinatieri, 2006-18
- 250 Dean Biasucci, 1984, 86-94
- 248 Mike Vanderjagt, 1998-05
- 197 Lou Michaels, 1964-69
- 116 Toni Linhart, 1974-79

MOST ATTEMPTS (SEASON)

- 41 Cary Blanchard, 1997
- 40 Cary Blanchard, 1996
- 40 Adam Vinatieri, 2013
- 39 Steve Myhra, 1961
- 39 Jim Martin, 1963
- 39 Lou Michaels, 1966

MOST ATTEMPTS (ROOKIE)

- 35 Raul Allegre, 1983
- 34 Jim O'Brien, 1970

MOST ATTEMPTS (GAME)

- 6 Lou Michaels at Atl, Nov. 13, 1966
- 6 Steve Myhra vs. St.L., Nov. 19, 1961
- 6 Toni Linhart vs. NYJ, Nov. 28, 1976
- 6 Raul Allegre at Phil, Oct. 30, 1983
- 6 Dean Biasucci vs. Mia, Sept. 25, 1988

MOST ATTEMPTS (ROOKIE-GAME)

- 6 Raul Allegre at Phil, Oct. 30, 1983
- 5 Jim O'Brien vs. Phil, Dec. 6, 1970
- 5 Raul Allegre at Den, Nov. 11, 1983

MOST FGS MADE (CAREER)

- 319 Adam Vinatieri, 2006-18
- 217 Mike Vanderjagt, 1998-05
- 176 Dean Biasucci, 1984, 86-94
- 107 Lou Michaels, 1964-69
- 87 Cary Blanchard, 1995-97

MOST FGS MADE (SEASON-16 MIN.)

- 37 Mike Vanderjagt, 2003
- 36 Cary Blanchard, 1996
- 35 Adam Vinatieri, 2013
- 34 Mike Vanderjagt, 1999
- 32 Cary Blanchard, 1997

MOST FGS MADE (ROOKIE)

- 30 Raul Allegre, 1983
- 27 Mike Vanderjagt, 1998
- 19 Jim O'Brien, 1970

MOST FGS MADE (GAME)

- 5 Lou Michaels vs. S.F., Sept. 25, 1966
- 5 Raul Allegre at Phil, Oct. 30, 1983
- 5 Dean Biasucci vs. Mia, Sept. 25, 1988
- 5 Cary Blanchard at Buf, Sept. 21, 1997
- 5 Mike Vanderjagt vs. Den, Jan 6, 2002
- 5 Mike Vanderjagt vs. Balt, Oct. 13, 2002
- 5 Mike Vanderjagt at Ten, Dec. 7, 2003
- 5 Adam Vinatieri vs. Ten, Dec. 1, 2013
- 5 Adam Vinatieri vs. Chi, Oct. 9, 2016

MOST FGS MADE (ROOKIE-GAME)

- 5 Raul Allegre at Phil, Oct. 30, 1983
- 4 Raul Allegre at Den, Dec. 11, 1983
- 4 Mike Vanderjagt vs. Buf, Oct. 11, 1998
- 4 Mike Vanderjagt vs. Car, Dec. 27, 1998

HIGHEST PERCENTAGE (CAREER-30 MIN.)

- 87.5 Mike Vanderjagt, 1998-05
- 86.4 Adam Vinatieri, 2006-18
- 82.9 Cary Blanchard, 1995-97
- 72.2 Raul Allegre, 1983-85
- 70.4 Dean Biasucci, 1984, 86-94

HIGHEST PERCENTAGE (SEASON-20 MIN.)

- 100.0 Mike Vanderjagt, 2003
- 96.8 Adam Vinatieri, 2014
- 92.9 Adam Vinatieri, 2010
- 92.6 Mike Vanderjagt, 2000
- 92.6 Adam Vinatieri, 2015

HIGHEST PERCENTAGE (ROOKIE-20 MIN.)

- 87.1 Mike Vanderjagt, 1998
- 85.7 Raul Allegre, 1983
- 57.1 George Hunt, 1973

RECORDS



HIGHEST PERCENTAGE (GAME-5 MIN.)

- 100.0 Lou Michaels vs. S.F.,
Sept. 25, 1966
100.0 Cary Blanchard at Buf,
Sept. 21, 1997
100.0 Mike Vanderjagt vs. Den,
Jan. 6, 2002
100.0 Mike Vanderjagt vs. Bal, Oct. 13,
2002
100.0 Mike Vanderjagt at Ten,
Dec. 7, 2003
100.0 Adam Vinatieri vs. Ten,
Dec. 1, 2013
100.0 Adam Vinatieri vs. Chi,
Oct. 9, 2016

MOST CONSECUTIVE SUCCESSFUL FIELD GOALS

- *44 Adam Vinatieri, G4-16, 2015/
G1-9, 2016
42 Mike Vanderjagt, G15-16,
2002/G1, 2004
35 Adam Vinatieri, G14-16, 2013/
G1-16, 2014
28 Mike Vanderjagt, G7-16, 1999/
G1-2000
20 Adam Vinatieri, G2-11, 2017

MOST CONSECUTIVE GAMES SCORING FIELD GOALS

- 23 Mike Vanderjagt, G15-16, 2002/
G1-4, 6, 2004
21 Cary Blanchard, G3-1996/G1-7,
1997
21 Mike Vanderjagt, G3-16, 1999/
G1-7, 2000
18 Dean Biasucci, G8-16, 1988/
G1-9, 1989
16 Adam Vinatieri, G8-16, 2015/
G1-7, 2016

LONGEST FIELD GOAL

- 58 Dan Miller at S.D., Dec. 26, 1982
56 Bert Rechichar vs. Chi,
Sept. 27, 1953
55 Raul Allegre at Den, Dec. 11, 1983
55 Dean Biasucci at Den, Oct. 15, 1989
55 Dean Biasucci at Mia, Dec. 30, 1990
55 Adam Vinatieri vs. Den, Nov. 8, 2015
54 Raul Allegre vs. S.D., Nov. 4, 1984
54 Dean Biasucci at N.E., Nov. 11, 1990
54 Dean Biasucci at Sea,
Sept. 29, 1991
54 Mike Vanderjagt at Den,
Nov. 24, 2002
54 Adam Vinatieri vs. Jax, Oct. 4, 2015
54 Adam Vinatieri vs. Chi, Oct. 9, 2016
54 Adam Vinatieri vs. Hou,
Dec. 31, 2017
54 Adam Vinatieri at NE, Oct. 4, 2018
54 Adam Vinatieri at Hou, Dec. 9, 2018

LONGEST FIELD GOAL cont...

- 53 Lou Michaels vs. Dal, Dec. 3, 1967
53 Raul Allegre at Cin, Oct. 2, 1983
53 Dean Biasucci vs. Chi,
Sept. 11, 1988
53 Dean Biasucci at Cin,
Sept. 12, 1993
53 Mike Vanderjagt at Balt,
Nov. 29, 1998
53 Mike Vanderjagt at Mia,
Dec. 5, 1999
53 Adam Vinatieri vs. K.C.,
Oct. 9, 2011
53 Adam Vinatieri vs. Min,
Sept. 16, 2012
53 Adam Vinatieri vs. Ten,
Dec. 9, 2012
53 Adam Vinatieri vs. NE,
Nov. 16, 2014
53 Adam Vinatieri at Jax,
Oct. 2, 2016
53 Adam Vinatieri vs. Chi, Oct. 9,
2016
53 Adam Vinatieri at NYJ, Dec. 5,
2016
53 Adam Vinatieri at Hou, Nov. 5,
2017

LONGEST FIELD GOAL (ROOKIE)

- 58 Dan Miller at S.D., Dec. 26, 1982
55 Raul Allegre at Den, Dec. 11, 1983
53 Raul Allegre at Cin, Oct. 2, 1983
53 Mike Vanderjagt at Bal,
Nov. 29, 1998
52 Mike Vanderjagt, vs. NO,
Sept. 27, 1998

MOST 50+ FIELD GOALS (CAREER)

- 35 Adam Vinatieri, 2006-18
18 Dean Biasucci, 1984, 86-94
14 Mike Vanderjagt, 1998-05
7 Raul Allegre, 1983-85
7 Cary Blanchard, 1995-97

MOST 50+ FIELD GOALS (SEASON)

- 7 Adam Vinatieri, 2016
6 Dean Biasucci, 1988
6 Mike Vanderjagt, 1998
5 Cary Blanchard, 1996
5 Adam Vinatieri, 2017
4 Raul Allegre, 1983
4 Adam Vinatieri, 2012
4 Adam Vinatieri, 2013
4 Adam Vinatieri, 2015
4 Adam Vinatieri, 2018

MOST 50+ FIELD GOALS (GAME)

- 2 Dean Biasucci vs. Mia,
Sept. 25, 1988
2 Mike Vanderjagt at Den,
Nov. 24, 2002
2 Adam Vinatieri at S.D.,
Oct. 14, 2013
2 Adam Vinatieri vs. Chi,
Oct. 9, 2016
2 Adam Vinatieri vs. SF, Oct. 8,
2017

MOST SEASONS 50+ FIELD GOALS

- 10 Dean Biasucci, 1984, 86-94
8 Adam Vinatieri, 2008, 11-17
5 Mike Vanderjagt, 1998-99, 01-03
3 Cary Blanchard, 1995-97
2 Allegre/Michaels/Rechichar

MOST CONSEC. SEASONS 50+ FGS

- 10 Dean Biasucci, 1984, 86-94
9 Adam Vinatieri, 2008, 11-18
3 Cary Blanchard, 1995-97
3 Mike Vanderjagt, 2001-03
2 Raul Allegre, 1983-84
2 Mike Vanderjagt, 1998-99

MOST CONSEC. SUCCESSFUL 50+ FIELD GOALS

- 9 Adam Vinatieri, 2015-16
7 Adam Vinatieri, 2013-14
6 Cary Blanchard, 1995-96
5 Mike Vanderjagt, 2001-03
5 Adam Vinatieri, 2016-17

RUSHING

MOST ATTEMPTS (CAREER)

- 2188 Edgerrin James, 1999-05
1391 Lydell Mitchell, 1972-77
1389 Marshall Faulk, 1994-98
1258 Eric Dickerson, 1987-91
1200 Tom Matte, 1961-72

MOST ATTEMPTS (SEASON)

- 388 Eric Dickerson, 1988
387 Edgerrin James, 2000
369 Edgerrin James, 1999
360 Edgerrin James, 2005
334 Edgerrin James, 2004

MOST ATTEMPTS (ROOKIE)

- 369 Edgerrin James, 1999
314 Marshall Faulk, 1994
233 Dominic Rhodes, 2001
226 Joseph Addai, 2006
213 Alan Ameche, 1955

RECORDS



MOST ATTEMPTS (GAME)

- 40 Lydell Mitchell at NYJ, Oct. 20, 1974
- 38 Edgerrin James at Sea, Oct. 15, 2000
- 36 Eric Dickerson vs. Buf, Dec. 18, 1988
- 36 Edgerrin James vs. NYJ, Nov. 16, 2003
- 36 Frank Gore at Buf, Dec. 11, 2017

MOST ATTEMPTS (ROOKIE-GAME)

- 34 Dominic Rhodes at Buf, Nov. 4, 2001
- 32 Edgerrin James at N.E., Sept. 19, 1999
- 31 Frank Middleton at NYJ, Nov. 11, 1984
- 31 Dominic Rhodes vs. Den, Jan 6, 2002
- 29 Dominic Rhodes vs. Atl, Dec. 16, 2001

MOST SEASONS LEADING TEAM

- 6 Edgerrin James, 1999-00, 02-05
- 5 Alan Ameche, 1955-59
- 5 Tom Matte, 1963, 67-69, 71
- 5 Lydell Mitchell, 1973-77
- 5 Eric Dickerson, 1987-91
- 5 Marshall Faulk, 1994-98

MOST CONSC. SEASONS LEADING TEAM

- 5 Alan Ameche, 1955-59
- 5 Lydell Mitchell, 1973-77
- 5 Eric Dickerson, 1987-91
- 5 Marshall Faulk, 1994-98
- 4 Edgerrin James, 2002-05
- 4 Joseph Addai, 2006-09

MOST SEASONS 100+ ATTEMPTS

- 7 Edgerrin James, 1999-05
- 6 Randy McMillan, 1981-86
- 6 Joseph Addai, 2006-11
- 5 Alan Ameche, 1955-59
- 5 Tom Matte, 1963, 67-69, 71
- 5 Lydell Mitchell, 1973-77
- 5 Eric Dickerson, 1987-91
- 5 Marshall Faulk, 1994-98

MOST CONSC. SEASONS

100+ ATTEMPTS

- 7 Edgerrin James, 1999-05
- 6 Randy McMillan, 1981-86
- 6 Joseph Addai, 2006-11
- 5 Alan Ameche, 1955-59
- 5 Lydell Mitchell, 1973-77
- 5 Eric Dickerson, 1987-91
- 5 Marshall Faulk, 1994-98

MOST GAMES WITH ATTEMPTS (CAREER)

- 163 John Unitas, 1956-72
- 154 Peyton Manning, 1998-11
- 134 Lenny Moore, 1956-67
- 127 Tom Matte, 1961-72
- 126 Don McCauley, 1971-81

MOST YARDS (CAREER)

- 9226 Edgerrin James, 1999-05
- 5487 Lydell Mitchell, 1972-77
- 5320 Marshall Faulk, 1994-98
- 5194 Eric Dickerson, 1987-91
- 5174 Lenny Moore, 1956-67

MOST YARDS (SEASON)

- 1709 Edgerrin James, 2000
- 1659 Eric Dickerson, 1988
- 1553 Edgerrin James, 1999
- 1548 Edgerrin James, 2004
- 1506 Edgerrin James, 2005

MOST YARDS (ROOKIE)

- 1553 Edgerrin James, 1999
- 1282 Marshall Faulk, 1994
- 1104 Dominic Rhodes, 2001
- 1081 Joseph Addai, 2006
- 961 Alan Ameche, 1955

MOST YARDS (GAME)

- 219 Edgerrin James at Sea, Oct. 15, 2000
- 204 Edgerrin James at Chi, Nov. 21, 2004
- 198 Norm Bulaich vs. NYJ, Sept. 19, 1971
- 196 Eric Dickerson vs. T.B., Dec. 27, 1987
- 194 Alan Ameche vs. Chi, Sept. 25, 1955

MOST YARDS

(ROOKIE-GAME 150+ YARDS)

- 194 Alan Ameche vs. Chi, Sept. 25, 1955
- 185 Lenny Moore vs. G.B., Oct. 28, 1956
- 177 Dominic Rhodes vs. Atl, Dec. 16, 2001
- 171 Joseph Addai, vs. Phil, Nov. 26, 2006
- 153 Alan Ameche, vs. Det, Oct. 1, 1955

MOST SEASONS LEADING TEAM

- 6 Edgerrin James, 1999-00, 02-05
- 5 Alan Ameche, 1955-59
- 5 Lydell Mitchell, 1973-77
- 5 Eric Dickerson, 1987-91
- 5 Marshall Faulk, 1994-98

MOST CONSC. SEASONS LEADING TEAM

- 5 Alan Ameche, 1955-59
- 5 Lydell Mitchell, 1973-77
- 5 Eric Dickerson, 1987-91
- 5 Marshall Faulk, 1994-98
- 4 Edgerrin James, 2002-05
- 4 Joseph Addai, 2006-09

MOST 100+ GAMES (CAREER)

- 49 Edgerrin James, 1999-05
- 24 Eric Dickerson, 1987-91
- 16 Lydell Mitchell, 1972-77
- 14 Marshall Faulk, 1994-98
- 8 Joseph Addai, 2006-11

MOST 100+ GAMES (SEASON)

- 10 Edgerrin James, 1999
- 9 Edgerrin James, 2000
- 9 Edgerrin James, 2005
- 8 Eric Dickerson, 1988
- 8 Edgerrin James, 2004

MOST 100+ GAMES (ROOKIE)

- 10 Edgerrin James, 1999
- 5 Dominic Rhodes, 2001
- 4 Marshall Faulk, 1994
- 3 Alan Ameche, 1955
- 2 Lenny Moore, 1956
- 2 Roosevelt Potts, 1993
- 2 Joseph Addai, 2006

MOST CONSC. 100+ GAMES

- 5 Edgerrin James, G14-16, 2000/ G1-2, 2001
- 5 Edgerrin James, G5-9, 2005
- 4 Eric Dickerson, G8-11, 1987
- 4 Edgerrin James, G7-10, 1999
- 4 Edgerrin James, G10-13, 2004

RECORDS



MOST YARDS TWO RUSHERS (SEASON)

1924	Dickey (1122)/McMillan (802), 1983
1889	Dickerson (1659)/Bentley (230), 1988
1825	James (1709)/Manning (116), 2000
1802	James (1548)/Rhodes (254), 2004
1766	Rhodes (1104)/James (662), 2001

MOST TOUCHDOWNS (CAREER)

64	Edgerrin James, 1999-05
63	Lenny Moore, 1956-67
45	Tom Matte, 1961-72
42	Marshall Faulk, 1994-98
40	Alan Ameche, 1955-60
40	Don McCauley, 1971-81

MOST TOUCHDOWNS (SEASON)

16	Lenny Moore, 1964
14	Eric Dickerson, 1988
13	Edgerrin James (3), 1999-00, 05
12	Joseph Addai, 2007
11	Tom Matte, 1969
11	Lydell Mitchell, 1975
11	Curtis Dickey, 1980
11	Marshall Faulk (2), 1994-95
11	Edgerrin James, 2003

MOST TOUCHDOWNS (ROOKIE)

13	Edgerrin James, 1999
11	Curtis Dickey, 1980
11	Marshall Faulk, 1994
9	Alan Ameche, 1955
9	Dominic Rhodes, 2001

MOST TOUCHDOWNS (GAME)

4	Eric Dickerson vs. Den, Oct. 31, 1988
4	Joseph Addai vs. Phil, Nov. 26, 2006
3	Alan Ameche at G.B., Oct. 13, 1957
3	Lenny Moore vs. LA Rams, Oct. 16, 1960
3	Tom Matte vs. Was, Nov. 2, 1969
3	Don McCauley at Mia, Nov. 23, 1975
3	Randy McMillan vs. N.E., Dec. 1, 1985
3	Marshall Faulk vs. Hou, Sept. 4, 1994
3	Marshall Faulk vs. St.L. Rams, Oct. 1, 1995
3	Edgerrin James at Cle, Dec. 26, 1999
3	Edgerrin James at Sea, Oct. 15, 2000
3	Edgerrin James vs. Buf, Dec. 11, 2000
3	Edgerrin James vs. NYJ, Nov. 16, 2003
3	Edgerrin James vs. St.L. Rams, Oct. 17, 2005

MOST TOUCHDOWNS (ROOKIE-GAME)

4	Joseph Addai vs. Phil, Nov. 26, 2006
3	Marshall Faulk vs. Hou, Sept. 4, 1994
3	Edgerrin James at Cle, Dec. 26, 1999
2	(24 times) Last: Andrew Luck at Jax, Nov. 8, 2012

MOST GAMES WITH TOUCHDOWNS (CAREER)

53	Lenny Moore, 1956-67
44	Edgerrin James, 1999-05
37	Tom Matte, 1961-72
32	Don McCauley, 1971-81
32	Marshall Faulk, 1994-98

MOST GAMES WITH TOUCHDOWNS (SEASON)

12	Lenny Moore, 1964
9	Lydell Mitchell, 1975
9	Eric Dickerson, 1988
9	Edgerrin James (2), 2000, 05
9	Joseph Addai (2), 2007, 09

MOST GAMES WITH TOUCHDOWNS (ROOKIE)

8	Alan Ameche, 1955
8	Curtis Dickey, 1980
8	Edgerrin James, 1999
7	Rodney Culver, 1992
7	Marshall Faulk, 1994
7	Dominic Rhodes, 2001

MOST CONSC. GAMES RUSHING TDS

11	Lenny Moore, G8-9-1963/G9, 1964
9	Lydell Mitchell, G8-14-1975/G1, 1976
7	Curtis Dickey, G9-15, 1980
6	Tom Matte, G2-7, 1969
6	Edgerrin James, G5-10, 2005

MOST CONSC. GAMES RUSHING TDS (ROOKIE)

7	Curtis Dickey, G9-15, 1980
5	Alan Ameche, G1-5, 1955
4	Lenny Moore, G3-6, 1956
4	James Mungro, G11-14, 2002

MOST SEASONS LEADING TEAM (*tied for lead)

6	Lenny Moore, 1956*, 60-61, 64, 65*, 66*
5	Alan Ameche, 1955, 56*, 57-59
5	Randy McMillan, 1982*, 83-84, 86*
5	Marshall Faulk, 1994-98
5	Edgerrin James, 1999-00, 03-05

MOST CONSC. SEASONS LEADING TEAM (*tied)

5	Alan Ameche, 1955-59 (56*)
5	Randy McMillan, 1982-86 (82, 86*)
5	Marshall Faulk, 1994-98
4	Eric Dickerson, 1988-91 (90*)

HIGHEST AVERAGE (CAREER-80 ATT/4.0)

4.8	Lenny Moore, 1956-67
4.5	Albert Bentley, 1985-91
4.4	Curtis Dickey, 1980-85
4.3	Donald Brown, 2009-13
4.2	Alan Ameche, 1955-60
4.2	Edgerrin James, 1999-05

HIGHEST AVERAGE (SEASON-80 ATT)

7.5	Lenny Moore, 1956
7.3	Lenny Moore, 1958
7.0	Lenny Moore, 1961
5.3	Donald Brown, 2013
5.2	George Wonsley, 1985

HIGHEST AVERAGE (ROOKIE-80 ATT, 4.5+)

7.5	Lenny Moore, 1956
5.1	Tony Loric, 1964
4.8	Joseph Addai, 2006
4.7	Dominic Rhodes, 2001
4.5	Curtis Dickey, 1980
4.5	Alan Ameche, 1955

HIGHEST AVERAGE (GAME-10 ATT)

***ROOKIE**

14.2	*Lenny Moore vs. G.B., Oct. 28, 1956
11.3	Lenny Moore at Det, Oct. 19, 1958
11.3	Marshall Faulk at Balt, Nov. 29, 1998
10.9	*Lenny Moore at Cle, Nov. 11, 1956
10.1	Donald Brown vs. Ten, Dec. 18, 2011

LONGEST RUSHES (*ROOKIE)

80t	Tom Matte vs. St.L., Oct. 12, 1964
80t	Donald Brown vs. Ten, Dec. 18, 2011
79t	*Alan Ameche vs. Chi, Sept. 25, 1955
79t	*Lenny Moore vs. G.B., Oct. 28, 1956
77t	*Dominic Rhodes at K.C., Oct. 25, 2001

RECORDS



PASSING

MOST ATTEMPTS (CAREER)

7210 Peyton Manning, 1998-11
5110 John Unitas, 1956-72
3290 Andrew Luck, 2012-18
2464 Bert Jones, 1973-81
1536 Jack Trudeau, 1986-93

MOST ATTEMPTS (SEASON)

679 Peyton Manning, 2010
639 Andrew Luck, 2018
627 Andrew Luck, 2012
616 Andrew Luck, 2014
591 Peyton Manning, 2002

MOST ATTEMPTS (ROOKIE)

627 Andrew Luck, 2012*
575 Peyton Manning, 1998
417 Jack Trudeau, 1986
334 Jeff George, 1990
237 George Shaw, 1955

MOST ATTEMPTS (GAME)

62 Andrew Luck vs. Hou, Sept. 30, 2018
59 Jeff George at Was, Nov. 7, 1993
57 Jack Trudeau at NYJ, Nov. 16, 1986
57 Peyton Manning at Hou, Sept. 12, 2010
56 Peyton Manning at S.D., Nov. 11, 2007

MOST ATTEMPTS (ROOKIE-GAME)

57 Jack Trudeau at NYJ, Nov. 16, 1986
55 Andrew Luck vs. G.B., Oct. 7, 2012
54 Andrew Luck at Det., Dec. 2, 2012
53 Jack Trudeau vs. NYJ, Sept. 28, 1986
52 Peyton Manning vs. N.E., Nov. 1, 1998

MOST SEASONS LEADING TEAM (ATT/COMP)

15 John Unitas, 1956-67, 69-71
13 Peyton Manning, 1998-10
6 Bert Jones, 1974-77, 80-81
6 Andrew Luck, 2012-16, 18
4 Mike Pagel, 1982-85
4 Jeff George, 1990-93
4 Jim Harbaugh, 1994-97

MOST CONSC. SEASONS LEADING TEAM (ATT/COMP)

13 Peyton Manning, 1998-10
12 John Unitas, 1956-67
5 Andrew Luck, 2012-16
4 Bert Jones, 1974-77
4 Mike Pagel, 1982-85
4 Jeff George, 1990-93
4 Jim Harbaugh, 1994-97

MOST 40+ ATTEMPT GAMES

59 Peyton Manning, 1998-11
36 Andrew Luck, 2012-18
9 Jack Trudeau, 1986-93
8 John Unitas, 1956-72
8 Bert Jones, 1973-81
8 Jeff George, 1990-93

MOST SEASONS 200+ ATTEMPTS

13 John Unitas, 1957-67, 69-70
13 Peyton Manning, 1998-10
6 Bert Jones, 1974-77, 80-81
6 Andrew Luck, 2012-18
4 Mike Pagel, 1982-85
4 Jeff George, 1990-93
4 Jim Harbaugh, 1994-97

CONSC. SEASONS 200+ ATTEMPTS

13 Peyton Manning, 1998-10
11 John Unitas, 1957-67
6 Andrew Luck, 2012-18
4 Bert Jones, 1974-77
4 Mike Pagel, 1982-85
4 Jeff George, 1990-93
4 Jim Harbaugh, 1994-97

MOST GAMES WITH ATTEMPTS (CAREER)

208 Peyton Manning, 1998-11
202 John Unitas, 1956-72
97 Bert Jones, 1973-81
86 Andrew Luck, 2012-18
61 Jack Trudeau, 1986-93

MOST COMPLETIONS (CAREER)

4682 Peyton Manning, 1998-11
2796 John Unitas, 1956-72
2000 Andrew Luck, 2012-18
1382 Bert Jones, 1973-81
874 Jeff George, 1990-93

MOST COMPLETIONS (SEASON)

450 Peyton Manning, 2010
430 Andrew Luck, 2018
393 Peyton Manning, 2009
392 Peyton Manning, 2002
380 Andrew Luck, 2014

MOST COMPLETIONS (ROOKIE)

339 Andrew Luck, 2012
326 Peyton Manning, 1998
204 Jack Trudeau, 1986
181 Jeff George, 1990
129 Chris Chandler, 1988

MOST COMPLETIONS (GAME)

40 Peyton Manning at Hou, Sept. 12, 2010
40 Andrew Luck vs. Hou, Sept. 30, 2018
39 Andrew Luck vs. Cin, Sept. 9, 2018
38 Peyton Manning at N.E., Nov. 21, 2010
38 Andrew Luck at N.E., Oct. 4, 2018
37 Jeff George at Was, Nov. 7, 1993
37 Peyton Manning vs. Ten, Nov. 3, 2002

MOST COMPLETIONS (ROOKIE-GAME)

31 Andrew Luck vs. G.B., Oct. 7, 2012
30 Peyton Manning vs. N.E., Nov. 1, 1998
30 Andrew Luck vs. Mia, Nov. 4, 2012
27 Jack Trudeau at NYJ, Nov. 16, 1986
27 Peyton Manning at Balt, Nov. 29, 1998
27 Andrew Luck at N.E., Nov. 18, 2012

MOST CONSECUTIVE COMPLETIONS

23 Peyton Manning vs. Det/at Jax, Dec. 14-Dec. 18, 2008
17 Bert Jones vs. NYJ, Dec. 15, 1974
17 Peyton Manning vs. Cle/at Ten, Sept. 25-Oct. 2, 2005
17 Peyton Manning vs. Den/at Jax, Dec. 13-Dec. 17, 2009
16 Peyton Manning at Ten, Oct. 11, 2009

MOST GAMES WITH COMPLETIONS (CAREER)

208 Peyton Manning, 1998-11
200 John Unitas, 1956-72
96 Bert Jones, 1973-81
86 Andrew Luck, 2012-18
61 Jack Trudeau, 1986-93

MOST GAMES 20+ COMPLETIONS (CAREER)

153 Peyton Manning, 1998-11
63 Andrew Luck, 2012-18
33 John Unitas, 1956-72
20 Bert Jones, 1973-81
17 Jeff George, 1990-93

MOST CONSC. GAMES 20+ COMPLETIONS

14 Peyton Manning, G1-14, 2010
13 Andrew Luck, G15-16, 2013, G1-11, 2014
12 Peyton Manning, G3-14, 2003
12 Peyton Manning, G3-14, 2009
11 Andrew Luck, G4-G7, 2015/ G1-G7, 2016

RECORDS



MOST SEASONS 150+ COMPLETIONS

13	Peyton Manning, 1998-11
12	John Unitas, 1959-67, 69-70
6	Andrew Luck, 2012-18
5	Bert Jones, 1975-77, 80-81
4	Jeff George, 1990-93

CONSC. SEASONS 150+ COMPLETIONS

13	Peyton Manning, 1998-10
9	John Unitas, 1959-67
6	Andrew Luck, 2012-16
4	Jeff George, 1990-93
3	Bert Jones, 1975-77
3	Jim Harbaugh, 1995-97

HIGHEST PERCENTAGE

(CAREER-1,000 ATT)

64.9	Peyton Manning, 1998-11
60.8	Andrew Luck, 2012-18
60.7	Jim Harbaugh, 1994-97
57.0	Jeff George, 1990-93
56.1	Bert Jones, 1973-81

HIGHEST PERCENTAGE (GAME-15 ATT)

87.5	Peyton Manning vs. Ten, Dec. 30, 2007 (14-16)
85.3	Peyton Manning at Jax, Dec. 18, 2008 (29-34)
85.0	John Unitas at Atl, Nov. 12, 1967 (17-20)
84.2	John Unitas vs. Mia, Dec. 11, 1971 (16-19)
83.3	Peyton Manning vs. Atl, Dec. 14, 2003 (25-30)

HIGHEST PERCENTAGE (ROOKIE-GAME-20 ATT)

75.0	John Unitas vs. LA Rams, Nov. 25, 1956 (18-24)
70.4	Peyton Manning at Atl, Dec. 6, 1998 (19-27)
69.2	Andrew Luck at Jax, Nov. 8, 2012 (18-26)
68.4	Andrew Luck at Ten, Oct. 28, 2012 (26-38)
68.2	George Shaw at LA Rams, Dec. 5, 1955 (15-22)

HIGHEST PERCENTAGE (SEASON-200 ATT)

68.8	Peyton Manning, 2009
67.6	Peyton Manning, 2004
67.3	Andrew Luck, 2018
67.3	Peyton Manning, 2005
67.0	Peyton Manning, 2003

HIGHEST PERCENTAGE (ROOKIE-SEASON-100 ATT)

56.7	Peyton Manning, 1998
55.6	John Unitas, 1956
55.4	Chris Chandler, 1988
54.2	Jeff George, 1990
54.1	Andrew Luck, 2012

MOST YARDS (CAREER)

54828	Peyton Manning, 1998-11
39768	John Unitas, 1956-72
23671	Andrew Luck, 2012-18
17663	Bert Jones, 1973-81
9647	Jack Trudeau, 1986-93

MOST YARDS (SEASON)

4761	Andrew Luck, 2014
4700	Peyton Manning, 2010
4593	Andrew Luck, 2018
4557	Peyton Manning, 2004
4500	Peyton Manning, 2009

MOST YARDS (ROOKIE)

*4374	Andrew Luck, 2012
3739	Peyton Manning, 1998
2225	Jack Trudeau, 1986
2152	Jeff George, 1990
1619	Chris Chandler, 1988

MOST YARDS (GAME)

472	Peyton Manning at K.C., Oct. 31, 2004
464	Andrew Luck vs. Hou, Sept. 30, 2018
440	Peyton Manning vs. Jax, Sept. 25, 2000
433	Peyton Manning at Hou, Sept. 12, 2010
433	Andrew Luck vs. Mia, Nov. 4, 2012

MOST YARDS (ROOKIE-GAME)

*433	Andrew Luck vs. Mia, Nov. 4, 2012
391	Andrew Luck at Det, Dec. 2, 2012
362	Andrew Luck vs. G.B., Oct. 7, 2012
359	Jack Trudeau at NYJ, Nov. 16, 1986
357	Peyton Manning at Balt, Nov. 29, 1998

MOST SEASONS LEADING TEAM (YDS/TDS)

14	John Unitas, 1956-67, 69-70
13	Peyton Manning, 1998-11
6	Bert Jones, 1974-77, 80-81
6	Andrew Luck, 2012-18
4	Mike Pagel, 1982-85
4	Jeff George, 1990-93
4	Jim Harbaugh, 1994-97

MOST CONSC. SEASONS LEADING TEAM (YDS/TDS)

13	Peyton Manning, 1998-10
12	John Unitas, 1956-67
5	Andrew Luck, 2012-16
4	Bert Jones, 1974-77
4	Mike Pagel, 1982-85
4	Jeff George, 1990-93
4	Jim Harbaugh, 1994-97

MOST 2,000+ SEASONS

13	John Unitas, 1957-67, 69-70
13	Peyton Manning, 1998-10
5	Bert Jones, 1975-77, 80-81
5	Andrew Luck, 2012-14, 16, 18
3	Jeff George, 1990-91, 93
3	Jim Harbaugh, 1995-97

MOST CONSC. 2,000+ SEASONS

13	Peyton Manning, 1998-10
11	John Unitas, 1957-67
3	Bert Jones, 1975-77
3	Jim Harbaugh, 1995-97
3	Andrew Luck, 2012-14

MOST 300+ GAMES (CAREER)

63	Peyton Manning, 1998-11
33	Andrew Luck, 2012-18
26	John Unitas, 1956-72
8	Bert Jones, 1973-81
7	Jeff George, 1990-93

MOST 300+ GAMES (SEASON)

10	Andrew Luck, 2014
9	Peyton Manning, 2009
7	Peyton Manning, 2010
7	Andrew Luck, 2018
6	Peyton Manning (2), 2004, 06
6	Andrew Luck, 2012

MOST 300+ GAMES (ROOKIE)

*6	Andrew Luck, 2012
4	Peyton Manning, 1998
2	Jack Trudeau, 1986
1	John Unitas, 1956

MOST CONSC. 300+ GAMES

8	Andrew Luck, G3-10, 2014
5	Peyton Manning, G1-5, 2009
3	John Unitas, G12-14, 1963
3	Peyton Manning, G6-8, 2006
3	Peyton Manning, G7-9, 2009
3	Andrew Luck, G4-6, 2018

MOST TOUCHDOWNS (CAREER)

399	Peyton Manning, 1998-11
287	John Unitas, 1956-72
171	Andrew Luck, 2012-18
122	Bert Jones, 1973-81
49	Jim Harbaugh, 1994-97

RECORDS



MOST TOUCHDOWNS (SEASON)

49	Peyton Manning, 2004
40	Andrew Luck, 2014
39	Andrew Luck, 2018
33	Peyton Manning (3), 2000, 09, 10
32	John Unitas, 1959
31	Peyton Manning (2), 2006-07
31	Andrew Luck, 2016

MOST TOUCHDOWNS (ROOKIE)

26	Peyton Manning, 1998
23	Andrew Luck, 2012
16	Jeff George, 1990
10	George Shaw, 1955
9	John Unitas, 1956

MOST TOUCHDOWNS (GAME)

6	Peyton Manning at N.O., Sept. 28, 2003
6	Peyton Manning at Det, Nov. 25, 2004
5	Gary Cuzzo at Min, Nov. 14, 1965
5	Gary Hogeboom at Buf, Oct. 4, 1987
5	Peyton Manning vs. Atl, Dec. 14, 2003
5	Peyton Manning vs. G.B., Sept. 26, 2004
5	Peyton Manning at K.C., Oct. 31, 2004
5	Peyton Manning vs. Hou, Nov. 14, 2004
5	Andrew Luck vs. Was, Nov. 30, 2014

MOST TOUCHDOWNS (ROOKIE-GAME)

4	Andrew Luck at Det, Dec. 2, 2012
3	John Unitas vs. LA Rams, Nov. 25, 1956
3	Jeff George at Cin, Nov. 25, 1990
3	Jeff George vs. Was, Dec. 22, 1990
3	Peyton Manning at S.F., Oct. 18, 1998
3	Peyton Manning vs. NYJ, Nov. 15, 1998
3	Peyton Manning at Balt, Nov. 29, 1998
3	Peyton Manning vs. Cin, Dec. 13, 1998

MOST GAMES WITH TOUCHDOWNS (CAREER)

182	Peyton Manning, 1998-11
144	John Unitas, 1956-72
76	Andrew Luck, 2012-18
68	Bert Jones, 1973-81
31	Mike Pagel, 1982-85
31	Jim Harbaugh, 1994-97

MOST GAMES WITH TOUCHDOWNS (SEASON)

15	Peyton Manning (5), 1998, 00, 02, 04, 06
15	Andrew Luck (2), 2014, 16
14	Andrew Luck 2018
14	Peyton Manning (5), 1999, 01, 07, 08, 10
13	Earl Morrall, 1968
13	Peyton Manning, 2009
13	Andrew Luck, 2012

MOST GAMES WITH TOUCHDOWNS (ROOKIE)

15	Peyton Manning, 1998
13	Andrew Luck, 2012
9	Jeff George, 1990
8	Chris Chandler, 1988
7	George Shaw, 1955
7	Jack Trudeau, 1986

MOST CONSC. GAMES PASSING TDS

47	John Unitas, G10-1956/G10-1960
33	Andrew Luck, G1-2014-G9-2015/G1-2016-G16-2016/G1-2018-G11-2018
27	Peyton Manning, G4-1998/G14-1999
18	Andrew Luck, G13-16-2013/G14-2014
16	Peyton Manning, G16-2003/G15-2004
13	Peyton Manning, G1-13-2000
13	Peyton Manning, G15-16-2000/G11-2001

MOST CONSC. GAMES PASSING TDS (ROOKIE)

13	Peyton Manning, G4-16, 1998
7	Andrew Luck, G10-16, 2012
4	Bert Jones, G1-4, 1973
4	Jack Trudeau, G4-7, 1986
4	Jeff George, G9-12, 1990
4	Andrew Luck, G1-4, 2012

MOST CONSC. GAMES 2+ TD PASSES

13	Peyton Manning, G1-13, 2004
12	John Unitas, G1-12, 1959
8	Peyton Manning, G6-13, 2005
8	Andrew Luck, G4-11, 2018
7	John Unitas, G4-8, 10-11, 1965
7	Peyton Manning, G10-16, 2010

HIGHEST TD PCT. (CAREER-1000 ATT)

5.62	John Unitas, 1956-72
5.53	Peyton Manning, 1998-11
5.20	Andrew Luck, 2012-18
4.95	Bert Jones, 1973-81
3.98	Jim Harbaugh, 1994-97

HIGHEST TD PCT. (SEASON-200 ATT)

9.86	Peyton Manning, 2004
8.72	John Unitas, 1959
8.20	Earl Morrall, 1968
8.16	John Unitas, 1965
7.97	John Unitas, 1957

HIGHEST TD PCT. (ROOKIE-SEASON-100 ATT)

4.79	Jeff George, 1990
4.55	John Unitas, 1956
4.52	Peyton Manning, 1998
4.22	George Shaw, 1955
3.70	Bert Jones, 1973

HIGHEST TD PCT. (GAME-20 ATT)

24.00	Peyton Manning at N.O., Sept. 28, 2003
23.53	Peyton Manning at Balt, Dec. 9, 2007
21.43	Peyton Manning at Det, Nov. 25, 2004
20.00	John Unitas at Atl, Nov. 12, 1967
20.00	Gary Hogeboom at Buf, Oct. 4, 1987

HIGHEST TD PCT. (ROOKIE-GAME-20 ATT)

12.50	John Unitas vs. LA Rams, Nov. 25, 1956
11.54	Peyton Manning vs. Cin, Dec. 13, 1998
10.00	Mike Pagel vs. Cin, Dec. 5, 1982
10.00	Peyton Manning at S.F., Oct. 18, 1998
9.68	Jeff George at Cin, Nov. 25, 1990

LONGEST PASSES

90t	Jones to Roger Carr vs. NYJ, Nov. 16, 1975
89t	Unitas to John Mackey at LA Rams, Oct. 30, 1966
89t	Jones to Roger Carr at Buf, Nov. 9, 1975
88t	Unitas to Tom Matte vs. Atl, Sept. 17, 1967
87t	Painter to Pierre Garcon at T.B., Oct. 3, 2011
87t	Luck to T.Y. Hilton vs. N.O., Oct. 25, 2015

LONGEST PASSES (ROOKIE)

84t	Trudeau to Bill Brooks at S.F., Oct. 5, 1986
82t	Shaw to Buddy Young at G.B., Oct. 8, 1955
78t	Manning to Marshall Faulk vs. N.O., Sept. 27, 1998
71t	Sorgi to Reggie Wayne at Den, Jan. 2, 2005
70t	Luck to T.Y. Hilton vs. Hou, Dec. 30, 2012

RECORDS



HIGHEST AVG. PER ATTEMPT (CAREER-1,000 ATT)

7.78 John Unitas, 1956-72
7.60 Peyton Manning, 1998-211
7.20 Andrew Luck, 2012-18
7.17 Bert Jones, 1973-81
7.08 Jim Harbaugh, 1994-97

HIGHEST AVG. PER ATTEMPT (SEASON-200 ATT)

9.26t John Unitas, 1964
9.18t John Unitas, 1968
9.17t Peyton Manning, 2004
9.05t Bert Jones, 1976

HIGHEST AVG. PER ATTEMPT (ROOKIE-SEASON-100 ATT)

7.57 John Unitas, 1956
6.98 Andrew Luck, 2012
6.95 Chris Chandler, 1988
6.69 George Shaw, 1955
6.50 Peyton Manning, 1998

HIGHEST AVG. PER ATTEMPT (GAME-20 ATT)

18.50 John Unitas at Atl, Nov. 12, 1967
15.67 John Unitas vs. Det, Nov. 10, 1963
15.64 John Unitas vs. Min, Dec. 8, 1963
14.65 Peyton Manning at Balt,
Dec. 9, 2007

HIGHEST AVG. PER ATTEMPT (ROOKIE-GAME-20 ATT)

12.21 John Unitas vs. LA Rams,
Nov. 25, 1956
11.32 Jeff George vs. NYJ, Nov. 18, 1990
10.47 John Unitas at Det, Nov. 18, 1956

HIGHEST AVG. PER COMP (CAREER-1,000 ATT)

14.22 John Unitas, 1956-72
12.78 Bert Jones, 1973-81
12.45 Mike Pagel, 1982-85
11.88 Jack Trudeau, 1986-93
11.83 Andrew Luck, 2012-18

HIGHEST AVG. PER COMP (SEASON-200 ATT)

17.87 John Unitas, 1964
16.31 John Unitas, 1960
15.98 Earl Morrall, 1968
15.43 John Unitas, 1965
15.02 John Unitas, 1959

HIGHEST AVG. PER COMP (ROOKIE-SEASON-100 ATT)

13.62 John Unitas, 1956
13.33 George Shaw, 1955
12.90 Andrew Luck, 2012
12.55 Chris Chandler, 1988
12.53 Bert Jones, 1973

HIGHEST AVG. PER COMP (GAME-20 ATT)

22.25 John Unitas vs. S.F., Nov. 26, 1960
22.12 John Unitas vs. Det, Nov. 10, 1963
21.93 John Unitas vs. Chi, Oct. 2, 1960
21.86 Bert Jones at Buf, Nov. 9, 1975
21.85 John Unitas vs. Min, Oct. 1, 1961

HIGHEST AVG. PER COMP (ROOKIE-GAME-20 ATT)

18.47 John Unitas at Det, Nov. 18, 1956
17.79 Jeff George vs. NYJ, Nov. 18, 1990
17.67 Jeff George at N.E., Nov. 11, 1990
16.67 George Shaw vs. S.F.,
Nov. 27, 1955
16.29 Andrew Luck at Det, Dec. 2, 2012

MOST INTERCEPTIONS (CAREER)

246 John Unitas, 1956-72
198 Peyton Manning, 1998-11
97 Bert Jones, 1973-81
83 Andrew Luck, 2012-18
62 Jack Trudeau, 1986-93

MOST INTERCEPTIONS (SEASON-200 ATT)

28 Peyton Manning, 1998
24 John Unitas, 1960
24 John Unitas, 1961
24 John Unitas, 1966
23 John Unitas, 1962
23 Peyton Manning, 2001

MOST INTERCEPTIONS (ROOKIE-SEASON-100 ATT)

28 Peyton Manning, 1998
19 George Shaw, 1955
18 Jack Trudeau, 1986
18 Andrew Luck, 2012
13 Jeff George, 1990

MOST INTERCEPTIONS (GAME)

6 Peyton Manning at S.D.,
Nov. 11, 2007
5 Fred Enke at G.B., Oct. 18, 1953
5 Fred Enke at Det, Nov. 17, 1953
5 John Unitas vs. S.F., Nov. 26, 1960
5 John Unitas at G.B., Oct. 8, 1961
5 John Unitas at Det, Nov. 20, 1966
5 John Unitas vs. Chi, Nov. 29, 1970
5 Bill Troup vs. Mia, Sept. 10, 1978

MOST INTERCEPTIONS (ROOKIE-GAME)

4 George Shaw vs. G.B.,
Oct. 29, 1955
4 Bert Jones vs. NYJ, Sept. 23, 1973
4 Bert Jones vs. N.O., Sept. 30, 1973
4 Mike Kirkland at Mia, Oct. 29,
1978
4 Jack Trudeau vs. N.E., Nov. 9, 1986
4 Jack Trudeau at NYJ,
Nov. 16, 1986
4 Jeff George vs. N.E., Sept. 16, 1990

FEWEST INTERCEPTIONS (SEASON-200 ATT)

4 Jim Harbaugh, 1997 (309)
5 Matt Hasselbeck, 2015 (256)
5 Jim Harbaugh, 1995 (314)
6 John Unitas, 1964 (305)
6 Marty Domres, 1972 (222)
6 Jack Trudeau, 1987 (229)
6 Jeff George, 1993 (407)
6 Jim Harbaugh, 1994 (202)

FEWEST INTERCEPTIONS (ROOKIE-SEASON-100 ATT)

7 Mike Pagel, 1982 (221)
10 John Unitas, 1956 (198)
12 Bert Jones, 1973 (108)
12 Chris Chandler, 1988 (233)
13 Jeff George, 1990 (334)

LOWEST INTERCEPTION PCT. (CAREER-1,000 ATT)

2.1 Jim Harbaugh, 1994-97
2.5 Andrew Luck, 2012-18
2.7 Peyton Manning, 1998-11
3.0 Jeff George, 1990-93
3.9 Bert Jones, 1973-81

LOWEST INTERCEPTION PCT. (SEASON-200 ATT)

1.29 Jim Harbaugh, 1997
1.48 Jeff George, 1993
1.49 Jacoby Brissett, 2017
1.58 Andrew Luck, 2013
1.59 Jim Harbaugh, 1995

LOWEST INTERCEPTION PCT. (ROOKIE-SEASON-100 ATT)

2.87 Andrew Luck, 2012
3.17 Mike Pagel, 1982
3.89 Jeff George, 1990
4.32 Jack Trudeau, 1986
4.87 Peyton Manning, 1998

MOST CONSC. PASSES WITHOUT INTERCEPTION (CAREER)

202 Jeff George, G10-16, 1993
190 Peyton Manning, G13-16, 2006/
G2, 2007
179 Jim Harbaugh, G3-9, 1996
179 Jim Harbaugh, G6-7, 12-16, 1997
165 Peyton Manning, G16, 2009/
G1-4, 2010
165 Andrew Luck, G13-16, 2012/G1-2,
2013

HIGHEST RATING (CAREER-1,000 ATT)

94.9 Peyton Manning, 1998-11
89.5 Andrew Luck, 2012-18
86.6 Jim Harbaugh, 1994-97
78.8 John Unitas, 1956-72
78.8 Bert Jones, 1973-81

RECORDS



HIGHEST RATING (SEASON-200 ATT)

- 121.1 Peyton Manning, 2004
- 104.1 Peyton Manning, 2005
- 102.5 Bert Jones, 1976
- 101.0 Peyton Manning, 2006
- 100.7 Jim Harbaugh, 1995

HIGHEST RATING (ROOKIE-SEASON-100 ATT)

- 76.5 Andrew Luck, 2012
- 74.0 John Unitas, 1956
- 73.8 Jeff George, 1990
- 71.2 Peyton Manning, 1998
- 67.2 Chris Chandler, 1988

RECEIVING

MOST RECEPTIONS (CAREER)

- 1102 Marvin Harrison, 1996-08
- 1070 Reggie Wayne, 2001-14
- 631 Raymond Berry, 1955-67
- 507 T.Y. Hilton, 2012-18
- 427 Dallas Clark, 2003-11

MOST RECEPTIONS (SEASON)

- *143 Marvin Harrison, 2002
- 115 Marvin Harrison, 1999
- 111 Reggie Wayne, 2010
- 109 Marvin Harrison, 2001
- 106 Reggie Wayne, 2012

MOST RECEPTIONS (ROOKIE)

- 65 Bill Brooks, 1986
- 64 Marvin Harrison, 1996
- 63 Nyheim Hines, 2018
- 62 Edgerrin James, 1999
- 60 Austin Collie, 2009

MOST RECEPTIONS (GAME)

- 15 Reggie Wayne at Jax, Oct. 3, 2010
- 14 Marvin Harrison at Cle, Dec. 26, 1999
- 14 Marvin Harrison vs. Dal, Nov. 17, 2002
- 14 Dallas Clark vs. Hou, Nov. 8, 2009
- 14 Reggie Wayne vs. Dal, Dec. 5, 2010

MOST RECEPTIONS (ROOKIE-GAME)

- 11 Randy McMillan vs. NYJ, Nov. 8, 1981
- 9 Randy McMillan at Mia, Nov. 1, 1981
- 9 Bill Brooks at NYJ, Nov. 16, 1986
- 9 Nyheim Hines vs. Hous, Sept. 30, 2018
- 8 Sean Dawkins vs. Dal, Oct. 10, 1993
- 8 Marshall Faulk vs. Was, Oct. 23, 1994
- 8 Austin Collie at Ten, Oct. 11, 2009

MOST CONSC. GAMES WITH RECEPTION

- 190 Marvin Harrison, G1-1996/G16-2008
- 134 Reggie Wayne, G1-2006/G16-2014
- 77 Marshall Faulk, G1-1994/G16-1998
- 64 Dallas Clark, G1-2006/G6-2010
- 62 Jessie Hester, G3-1990/G16-1993
- 62 T.Y. Hilton, G1-2015/G-16-2018

MOST GAMES WITH RECEPTIONS (CAREER)

- 205 Reggie Wayne, 2001-14
- 190 Marvin Harrison, 1996-08
- 142 Raymond Berry, 1955-67
- 116 Lenny Moore, 1956-67
- 113 Don McCauley, 1971-81

MOST GAMES 10+ RECEPTIONS (CAREER)

- 16 Marvin Harrison, 1996-08
- 15 Reggie Wayne, 2001-14
- 11 Raymond Berry, 1955-67
- 3 Don McCauley, 1971-81
- 3 Lydell Mitchell, 1972-77
- 3 Joe Washington, 1978-80
- 3 Anthony Johnson, 1990-93
- 3 Dallas Clark, 2003-11
- 3 T.Y. Hilton, 2012-17

MOST GAMES 10+ RECEPTIONS (SEASON)

- 6 Marvin Harrison, 2002
- 3 Raymond Berry, 1960
- 3 Joe Washington, 1979
- 3 Marvin Harrison, 2000
- 3 Reggie Wayne (3), 2007, 09-10

MOST SEASONS LEADING TEAM (*tied)

- 9 Marvin Harrison, 1996-97, 99-04, 06
- 8 Raymond Berry, 1957-61, 64-66
- 7 Reggie Wayne, 2005, 07-08, 09*-12
- 5 T.Y. Hilton, 2013-16, 18
- 4 Lydell Mitchell, 1974-77
- 4 Bill Brooks, 1987-89, 91

MOST CONSC. SEASONS LEADING TEAM (*tied)

- 6 Marvin Harrison, 1999-04
- 6 Reggie Wayne, 2007-08, 09*-12
- 5 Raymond Berry, 1957-61
- 4 Lydell Mitchell, 1974-77
- 4 T.Y. Hilton, 2013-16

MOST SEASONS 50+ RECEPTIONS

- 12 Marvin Harrison, 1996-06, 08
- 11 Reggie Wayne, 2003-12, 14
- 7 Raymond Berry, 1958-62, 65-66
- 7 T.Y. Hilton, 2012-18
- 6 Bill Brooks, 1986-91
- 5 Edgerrin James, 1999-00, 02-04

CONSC. SEASONS 50+ RECEPTIONS

- 11 Marvin Harrison, 1996-06
- 10 Reggie Wayne, 2003-12
- 7 T.Y. Hilton, 2012-18
- 6 Bill Brooks, 1986-91
- 5 Raymond Berry, 1958-62

MOST RECEPTIONS 2 PLAYERS (SEASON)

- 204 Harrison (143)/James (61), 2002
- 200 Clark (100)/Wayne (100), 2009
- 181 Harrison (95)/Wayne (86), 2006
- 178 Wayne (111)/Garcon (67)/Tamme (67), 2010
- 177 Harrison (115)/James (62), 1999

MOST RECEPTIONS 3 PLAYERS (SEASON)

- 260 Clark (100)/Wayne (100)/Collie (60), 2009
- 253 Harrison (143)/James (61)/Wayne (49), 2002
- 245 Wayne (111)/Garcon (67)/Tamme (67), 2010
- 231 Harrison (86)/Wayne (77)/Stokley (68), 2004
- 221 Harrison (95)/Wayne (86)/Addai (40), 2006

TRIO OF 50+ SEASONAL RECEIVERS

- Brooks (63)/Rison (52)/Bentley (52), 1989
- Bentley (71)/Brooks (62)/Hester (54), 1990
- Langhorne (85)/Hester (64)/Johnson (55), 1993
- Turner (52)/Faulk (52)/Dawkins (51), 1994
- Harrison (64)/Faulk (56)/Dawkins (54), 1996
- Faulk (86)/Harrison (59)/Pathon (50), 1998
- Harrison (102)/James (63)/Pathon (50), 2000
- Harrison (94)/Wayne (68)/James (51), 2003
- Harrison (86)/Wayne (77)/Stokley (68)/James (51), 2004
- Wayne (82)/Clark (77)/Harrison (60)/Gonzalez (57), 2008
- Clark (100)/Wayne (100)/Collie (60)/Addai (51), 2009
- Wayne (111)/Garcon (67)/Tamme (67)/Collie (58), 2010
- Wayne (106)/Avery (60)/Hilton (50), 2012
- Hilton (82)/Wayne (64)/Fleener (51), 2014
- Hilton (69)/Moncrief (64)/Fleener (54), 2015
- Hilton (76)/Ebron (66)/Hines (63)/Rogers (53), 2018

RECORDS



MOST YARDS (CAREER)

14580 Marvin Harrison, 1996-08
14345 Reggie Wayne, 2001-14
9275 Raymond Berry, 1955-67
8097 T.Y. Hilton, 2012-18
6039 Lenny Moore, 1956-67

MOST YARDS (SEASON)

1722 Marvin Harrison, 2002
1663 Marvin Harrison, 1999
1524 Marvin Harrison, 2001
1510 Reggie Wayne, 2007
1448 T.Y. Hilton, 2016

MOST YARDS (ROOKIE)

1131 Bill Brooks, 1986
861 T.Y. Hilton, 2012
836 Marvin Harrison, 1996
820 Andre Rison, 1989
726 John Mackey, 1963

MOST YARDS (GAME)

224 Raymond Berry at Was,
Nov. 10, 1957
223 T.Y. Hilton at Hou, Oct. 9, 2014
212 Reggie Wayne vs. G.B.,
Oct. 7, 2012
210 Roger Carr at NYJ, Oct. 24, 1976
203 Reggie Langhorne at Was,
Nov. 7, 1993
200 Reggie Wayne vs. Dal,
Dec. 5, 2010

MOST YARDS (ROOKIE-GAME)

177 Bill Brooks at NYJ, Nov. 16, 1986
144 John Mackey vs. Min, Dec. 8, 1963
135 Andre Rison vs. Cle, Dec. 10, 1989
134 (4 times) Last: Donte Moncrief vs.
Was, Nov. 30, 2014

MOST SEASONS LEADING TEAM

9 Marvin Harrison, 1996-97, 99-03,
05-06
7 Reggie Wayne, 2004, 07-12
6 T.Y. Hilton, 2013-18
5 Jimmy Orr, 1962-65, 68
5 Bill Brooks, 1986-89, 91

MOST CONSC. SEASONS LEADING TEAM

6 Reggie Wayne, 2007-12
6 T.Y. Hilton, 2013-18
5 Marvin Harrison, 1999-03
4 Jimmy Orr, 1962-65
4 Bill Brooks, 1986-89

MOST 100+ GAMES (CAREER)

59 Marvin Harrison, 1996-08
43 Reggie Wayne, 2001-14
33 T.Y. Hilton, 2012-18
23 Raymond Berry, 1955-67
18 Jimmy Orr, 1961-70

MOST 100+ GAMES (SEASON)

10 Marvin Harrison, 2002
9 Marvin Harrison, 1999
8 Marvin Harrison, 2000
7 Raymond Berry, 1960
6 Marvin Harrison (4), 2001, 03, 05-06
6 Reggie Wayne, 2007
6 T.Y. Hilton, 2014
6 T.Y. Hilton, 2016

MOST 100+ GAMES (ROOKIE)

5 T.Y. Hilton, 2012
3 Andre Rison, 1989
2 Ray Perkins, 1967
2 Bill Brooks, 1986
2 Marvin Harrison, 1996
2 Anthony Gonzalez, 2007
2 Donte Moncrief, 2014

MOST CONSC. 100+ GAMES (*ROOKIE)

6 Raymond Berry, G5-10, 1960
4 Marvin Harrison, G12-15, 1999
4 Marvin Harrison, G5-8, 2000
4 Marvin Harrison, G2-5, 2002
4 Marvin Harrison, G9-12, 2002
4 Marvin Harrison, G4-7, 2003

MOST TOUCHDOWNS (CAREER)

128 Marvin Harrison, 1996-08
82 Reggie Wayne, 2001-14
68 Raymond Berry, 1955-67
50 Jimmy Orr, 1961-70
48 Lenny Moore, 1956-67

MOST TOUCHDOWNS (SEASON)

15 Marvin Harrison (2), 2001, 04
14 Marvin Harrison, 2000
14 Raymond Berry, 1959
13 Eric Ebron, 2018
12 Marvin Harrison (3), 1999, 2005-06
12 Reggie Wayne, 2004

MOST TOUCHDOWNS (ROOKIE)

8 Bill Brooks, 1986
8 Marvin Harrison, 1996
7 John Mackey, 1963
7 Austin Collie, 2009
7 T.Y. Hilton, 2012

MOST TOUCHDOWNS (GAME)

3 Jim Mutscheller at GBM,
Oct. 13, 1957
3 Raymond Berry at Dal,
Oct. 30, 1960
3 Raymond Berry vs. G.B.,
Nov. 6, 1960
3 Lenny Moore vs. Min,
Oct. 1, 1961
3 Jimmy Orr vs. Was, Dec. 8, 1962
3 Jimmy Orr vs. LA Rams,
Oct. 4, 1964

MOST TOUCHDOWNS (GAME) cont...

3 Roger Carr vs. Cin, Sept. 19, 1976
3 Marvin Harrison at K.C.,
Dec. 15, 1996
3 Ken Dilger vs. Mia, Dec. 14, 1997
3 Marvin Harrison at S.F.,
Oct. 18, 1998
3 Marvin Harrison at N.E.,
Sept. 19, 1999
3 Marvin Harrison vs. Min,
Dec. 24, 2000
3 Marvin Harrison vs. Buf,
Sept. 23, 2001
3 Marvin Harrison vs. Mia,
Nov. 11, 2001
3 Marvin Harrison at N.O.,
Sept. 28, 2003
3 Brandon Stokley at Det,
Nov. 25, 2004
3 Marvin Harrison at Det,
Nov. 25, 2004
3 Reggie Wayne at Den,
Oct. 29, 2006
3 Marvin Harrison vs. Cin,
Dec. 18, 2006
3 Dallas Clark vs. Den,
Dec. 13, 2009
3 T.Y. Hilton at Hou, Nov. 3, 2013
3 Dwayne Allen at NYJ, Dec. 5,
2016

MOST TOUCHDOWNS (ROOKIE-GAME)

3 Marvin Harrison at K.C.,
Dec. 15, 1996
2 John Mackey vs. Min,
Dec. 8, 1963
2 Ray Perkins vs. SF, Oct. 1, 1967
2 Marshall Johnson at NYJ,
Oct. 26, 1975
2 Bill Brooks at Hou, Nov. 23, 1986
2 Anthony Gonzalez at Balt,
Dec. 9, 2007
2 Austin Collie at Ten, Oct. 11, 2009
2 Blair White at NE, Nov. 21, 2010
2 T.Y. Hilton at N.E., Nov. 18, 2012
2 Da'Rick Rogers at Cin,
Dec. 8, 2013
2 Donte Moncrief vs. Was,
Nov. 30, 2014
2 Nyheim Hines vs. Hou., Sept. 30,
2018

MOST GAMES WITH TOUCHDOWNS (CAREER)

90 Marvin Harrison, 1996-08
73 Reggie Wayne, 2001-14
56 Raymond Berry, 1955-67
39 Lenny Moore, 1956-67
38 Dallas Clark, 2003-11

RECORDS



MOST GAMES WITH TOUCHDOWNS (SEASON)

- 11 Marvin Harrison, 2004
- 10 Raymond Berry, 1959
- 10 Marvin Harrison, 2000
- 10 Reggie Wayne, 2004
- 10 Eric Ebron, 2018

MOST CONSC. GAMES RECEIVING TDS

- 7 Raymond Berry, G8-12-1959/
G2-1960
- 5 Jim Mutscheller, G12-1956/
G4-1957
- 5 Jim Mutscheller, G11-12-1958/
G3-1959
- 5 Raymond Berry, G10-11-1958/
G3-1959
- 5 Jimmy Orr, G12-14-1962/G2-1963
- 5 Raymond Berry, G5-9, 1965
- 5 Marvin Harrison, G10-14, 2004
- 5 Dallas Clark, G2-6, 2007
- 5 Reggie Wayne, G3-7, 2009
- 5 Donte Moncrief, G8-12, 2016

MOST SEASONS LEADING TEAM (*tied)

- 11 Marvin Harrison, 1996-97, 98*, 99-06
- 4 Raymond Berry, 1958-60, 64*
- 4 Glenn Doughty, 1973*, 74*, 75*, 77*

MOST CONSC. SEASONS LEADING TEAM (*tied)

- 11 Marvin Harrison, 1996-97, 98*, 99-06
- 3 Glenn Doughty, 1973*, 74*, 75*
- 3 Raymond Berry, 1958-60
- 3 Jim Mutscheller 1955-57
- 3 Willie Richardson, 1967-68, 69*
- 3 Dallas Clark, 2007, 08*, 09*

LONGEST RECEPTIONS

- 90t Carr from Jones vs. NYJ,
Nov. 16, 1975
- 89t Mackey from Unitas at LA Rams,
Oct. 30, 1966
- 89t Carr from Jones at Buf, Nov. 9, 1975
- 88t Matte from Unitas vs. Atl,
Sept. 17, 1967
- 87t Garcon from Painter at T.B.,
Oct. 3, 2011
- 87t Hilton from Luck vs. N.O.,
Oct. 25, 2015

LONGEST RECEPTIONS (ROOKIE)

- 85t Faulk from Jim Harbaugh vs. Was,
Oct. 23, 1994
- 84t Brooks from Jack Trudeau at S.F.,
Oct. 5, 1986
- 80t Wilkins from Peyton Manning
at Phil, Nov. 21, 1999
- 79t Moncrief from Andrew Luck vs.
Was, Nov. 30, 2014
- 78t Womble from Garry Kerkerian vs.
S.F., Nov. 28, 1954

HIGHEST AVERAGE (CAREER-100 REC)

- 19.3 Jimmy Orr, 1961-70
- 18.8 Roger Carr, 1974-81
- 17.1 Ray Butler, 1980-85
- 16.8 Jim Mutscheller, 1954-61
- 16.6 Lenny Moore, 1956-67

HIGHEST AVERAGE (SEASON-30 REC)

- 25.9 Roger Carr, 1976
- 21.7 Jimmy Orr, 1964
- 21.0 Roger Carr, 1978
- 20.8 Lenny Moore, 1960
- 20.7 John Mackey, 1963

HIGHEST AVERAGE (ROOKIE-30 REC)

- 20.7 John Mackey, 1963
- 17.4 Bill Brooks, 1986
- 17.2 T.Y. Hilton, 2012
- 16.9 Ray Butler, 1980
- 15.8 Andre Rison, 1989

HIGHEST AVERAGE (GAME-3 REC)

- 48.8 Raymond Berry at Dal, Oct. 30, 1960
- 44.7 Donte Moncrief vs. Was,
Nov. 30, 2014
- 42.0 Roger Carr at NYJ, Oct. 24, 1976
- 42.0 Marcus Pollard at N.O.,
Nov. 18, 2001
- 40.0 Torrance Small at Sea, Dec. 20, 1998

HIGHEST AVERAGE (ROOKIE-GAME-3 REC)

- 44.7 Donte Moncrief vs. Was,
Nov. 30, 2014
- 35.0 Marshall Johnson at NYJ,
Oct. 26, 1975
- 28.8 John Mackey vs. Min, Dec. 8, 1963
- 28.3 Royce Womble vs. S.F.,
Nov. 22, 1954
- 28.3 T.Y. Hilton vs. Jax, Sept. 23, 2012

1,000-YARD SEASONS

- 8 Marvin Harrison, 1996-2008
- 8 Reggie Wayne, 2001-14
- 5 T.Y. Hilton, 2012-18
- 1 Raymond Berry, 1955-67
- 1 Roger Carr, 1974-81
- 1 Bill Brooks, 1986-92
- 1 Reggie Langhorne, 1992-93
- 1 Brandon Stokley, 2003-06
- 1 Dallas Clark, 2003-11

PLAYS FROM SCRIMMAGE

MOST ATTEMPTS (CAREER)

- 2544 Edgerrin James, 1999-05
- 1689 Lydell Mitchell, 1972-77
- 1686 Marshall Faulk, 1994-98
- 1449 Tom Matte, 1961-72
- 1431 Lenny Moore, 1956-67

MOST ATTEMPTS (SEASON)

- 450 Edgerrin James, 2000
- 431 Edgerrin James, 1999
- 424 Eric Dickerson, 1988
- 410 Marshall Faulk, 1998
- 404 Edgerrin James, 2005

MOST ATTEMPTS (ROOKIE)

- 431 Edgerrin James, 1999
- 366 Marshall Faulk, 1994
- 267 Dominic Rhodes, 2001
- 266 Joseph Addai, 2006
- 240 Alan Ameche, 1955

MOST ATTEMPTS (GAME)

- 42 Lydell Mitchell at NYJ,
Oct. 20, 1974
- 42 Edgerrin James vs. NYJ,
Nov. 16, 2003
- 39 Eric Dickerson vs. Buf,
Dec. 18, 1988
- 39 Edgerrin James at Sea,
Oct. 15, 2000
- 39 Edgerrin James at Jax,
Dec. 11, 2005

MOST ATTEMPTS (ROOKIE-GAME)

- 38 Dominic Rhodes at Buf,
Nov. 4, 2001
- 34 Edgerrin James vs. Dal,
Oct. 31, 1999
- 33 Rodney Culver at N.E.,
Dec. 6, 1992
- 33 Edgerrin James at N.E.,
Sept. 19, 1999
- 33 Dominic Rhodes vs. S.F.,
Nov. 25, 2001
- 33 Dominic Rhodes vs. Den,
Jan. 6, 2002
- 33 Kenton Keith vs. TB, Oct. 7, 2007

MOST SEASONS 200+ ATTEMPTS

- 6 Edgerrin James, 1999-00, 02-05
- 5 Lydell Mitchell, 1973-77
- 5 Marshall Faulk, 1994-98
- 4 Eric Dickerson, 1987-89, 91
- 3 Tom Matte, 1968-69, 71
- 3 Curtis Dickey, 1980-81, 83
- 3 Randy McMillan, 1983, 85-86
- 3 Joseph Addai, 2006-07, 09
- 3 Frank Gore, 2015-17

CONSC. SEASONS 200+ ATTEMPTS

- 5 Lydell Mitchell, 1973-77
- 5 Marshall Faulk, 1994-98
- 4 Edgerrin James, 2002-05
- 3 Eric Dickerson, 1987-89
- 3 Frank Gore, 2015-17
- 2 Addai/Ameche/Dickey/James/
Matte/McMillan/Washington

RECORDS



MOST YARDS (CAREER)

14608	Marvin Harrison, 1996-08
14345	Reggie Wayne, 2001-14
12065	Edgerrin James, 1999-05
11213	Lenny Moore, 1956-67
9275	Raymond Berry, 1955-67

MOST YARDS (SEASON)

2303	Edgerrin James, 2000
2227	Marshall Faulk, 1998
2139	Edgerrin James, 1999
2036	Eric Dickerson, 1988
2031	Edgerrin James, 2004

MOST YARDS (ROOKIE)

2139	Edgerrin James, 1999
1804	Marshall Faulk, 1994
1406	Joseph Addai, 2006
1328	Dominic Rhodes, 2001
1136	Bill Brooks, 1986

MOST YARDS (GAME)

267	Marshall Faulk at Balt, Nov. 29, 1998
240	Anthony Johnson vs. N.E., Nov. 15, 1992
229	Eric Dickerson vs. T.B., Dec. 27, 1987
228	Edgerrin James at Sea, Oct. 15, 2000
226	Joseph Addai vs. N.E., Nov. 4, 2007

MOST YARDS (ROOKIE-GAME)

213	Marshall Faulk vs. Was, Oct. 23, 1994
212	Lenny Moore vs. G.B., Oct. 28, 1956
209	Edgerrin James vs. Dal, Oct. 31, 1999
208	Joseph Addai vs. Phil, Nov. 26, 2006
199	Edgerrin James vs. K.C., Nov. 7, 1999
199	Edgerrin James at Phil, Nov. 21, 1999

MOST 1,000+ SEASONS

8	Marvin Harrison, 1999-06
8	Reggie Wayne, 2004-14
6	Lenny Moore, 1957-61, 64
6	Edgerrin James, 1999-00, 02-05
5	Lydell Mitchell, 1973-77
5	Marshall Faulk, 1994-98
5	T.Y. Hilton, 2013-18

MOST CONSC. 1,000+ SEASONS

8	Marvin Harrison, 1999-06
7	Reggie Wayne, 2004-10
5	Lenny Moore, 1957-61
5	Lydell Mitchell, 1973-77
5	Marshall Faulk, 1994-98

MOST 100+ GAMES (CAREER)

75	Edgerrin James, 1999-05
59	Marvin Harrison, 1996-07
47	Lenny Moore, 1956-67
43	Reggie Wayne, 2001-14
42	Lydell Mitchell, 1972-77

MOST 100+ GAMES (SEASON)

15	Edgerrin James, 2000
13	Marshall Faulk, 1998
13	Edgerrin James, 2004
13	Edgerrin James, 2005
12	Edgerrin James, 1999

MOST 100+ GAMES (ROOKIE)

12	Edgerrin James, 1999
9	Marshall Faulk, 1994
6	Joseph Addai, 2006
5	Dominic Rhodes, 2001
5	T.Y. Hilton, 2012

MOST CONSC. 100+ GAMES

16	Lydell Mitchell, G8-14-1975/G1- 9-1976
13	Edgerrin James, G1-13, 2005
12	Edgerrin James, G1-12, 2000
10	Edgerrin James, G4-13, 2004
9	Marshall Faulk, G6-14, 1998
9	Edgerrin James, G7-15, 1999

MOST CONSC. 100+ GAMES (ROOKIE)

9	Edgerrin James, G7-15, 1999
3	Marshall Faulk, G8-10, 1994
3	Tony Lorick, G7-9, 1964
2	Addai/Ameche/Brooks/Harrison/ McMillan/Moore/Rhodes

MOST 150+ GAMES (CAREER)

25	Edgerrin James, 1999-05
16	Lenny Moore, 1956-67
13	Marshall Faulk, 1994-98
12	Eric Dickerson, 1987-91
11	Lydell Mitchell, 1972-77

MOST 150+ GAMES (SEASON)

7	Edgerrin James, 2000
6	Marshall Faulk, 1998
5	Lenny Moore, 1958
5	Eric Dickerson, 1988
5	Edgerrin James, 2004

MOST 150+ GAMES (ROOKIE)

4	Edgerrin James, 1999
3	Marshall Faulk, 1994
3	Dominic Rhodes, 2001
2	Alan Ameche, 1955
1	Addai/Brooks/McMillan/Moore

MOST 1,500+ SEASONS

5	Edgerrin James, 1999-00, 03-05
4	Marshall Faulk, 1994-95, 97-98
3	Lydell Mitchell, 1975-77
3	Marvin Harrison, 1999, 01-02
2	Eric Dickerson, 1988-89

PCT. OF NET YARDAGE SEASONAL LEADERS

43.5	Marshall Faulk, 1998 (2227-5116)
41.8	Eric Dickerson, 1988 (2036-4870)
40.9	Marshall Faulk, 1994 (1804-4413)
38.8	Lydell Mitchell, 1977 (1779-4588)
38.6	Lydell Mitchell, 1975 (1737-4498)

SACKS ***(SINCE 1982)**

MOST (CAREER)

123.0	Robert Mathis, 2003-16
107.5	Dwight Freeney, 2002-12
50.0	Duane Bickett, 1985-93
40.0	Donnell Thompson, 1981-91
37.0	Chad Bratzke, 1999-03

MOST (SEASON)

19.5	Robert Mathis, 2013
16.0	Dwight Freeney, 2004
13.5	Dwight Freeney, 2009
13.0	Dwight Freeney, 2002
12.0	Chad Bratzke, 1999

MOST (ROOKIE)

13.0	Dwight Freeney, 2002
11.0	Vernon Maxwell, 1983
7.0	Darius Leonard, 2018
6.5	Jonathan Newsome, 2014
6.0	Duane Bickett, 1985

MOST (GAME)

4.5	Johnnie Cooks at LA Raid, Nov. 25, 1984
4.0	Chip Banks vs. Cle, Sept. 6, 1992
4.0	Duane Bickett at NYJ, Nov. 1, 1987
3.5	Duane Bickett at N.E., Dec. 6, 1992
3.0	(20 times) Last: Robert Mathis at Jax, Sept. 29, 2013

MOST (ROOKIE-GAME)

3.0	Vernon Maxwell vs. Den, Sept. 11, 1983
2.0	(13 times) Last: Tyquan Lewis vs. Dal, Dec. 16, 2018

MOST GAMES SACKS (CAREER)

94	Robert Mathis, 2003-16
81	Dwight Freeney, 2002-12
38	Duane Bickett, 1985-93
37	Donnell Thompson, 1982-91
32	Jon Hand, 1986-93

MOST GAMES SACKS (SEASON)

12	Robert Mathis, 2013
11	Dwight Freeney, 2009
11	Robert Mathis, 2005
10	Dwight Freeney, 2002
9	Dwight Freeney, 2004
9	Dwight Freeney, 2005
9	Robert Mathis, 2010
9	Erik Walden, 2016

RECORDS



MOST GAMES MULTI-SACKS (CAREER)

- 29 Robert Mathis, 2003-16
- 25 Dwight Freeney, 2002-12
- 10 Duane Bickett, 1986-93
- 10 Chad Bratzke, 1999-01

MOST GAMES MULTI-SACKS (SEASON)

- 7 Robert Mathis, 2013
- 5 Chad Bratzke, 1999
- 5 Dwight Freeney, 2004
- 4 Robert Mathis, 2006
- 4 Robert Mathis, 2008

INTERCEPTIONS

MOST (CAREER)

- 57 Bobby Boyd, 1960-68
- 37 Don Shinnick, 1957-68
- 35 Eugene Daniel, 1984-96
- 34 Jerry Logan, 1963-72
- 32 Andy Nelson, 1957-63

MOST (SEASON)

- 11 Tom Keane, 1953
- 10 Milt Davis, 1957
- 10 Lyle Blackwood, 1977
- 9 Bobby Boyd, 1964
- 9 Bobby Boyd, 1965

MOST (ROOKIE)

- 10 Milt Davis, 1957
- 8 Ray Brown, 1958
- 7 Bobby Boyd, 1960
- 6 Rick Volk, 1967
- 6 Eugene Daniel, 1984

MOST (GAME)

- 3 Bert Rechichar vs. Chi, Sept. 27, 1953
- 3 Tom Keane at Phil, Nov. 15, 1953
- 3 Tom Keane at LA Rams, Dec. 4, 1954
- 3 Gary Glick at Was, Nov. 26, 1961
- 3 Jerry Logan at NYJ, Oct. 18, 1970
- 3 Jackie Wallace at N.E., Sept. 12, 1976
- 3 Lyle Blackwood vs. NYJ, Nov. 20, 1977
- 3 Eugene Daniel vs. G.B., Oct. 27, 1985
- 3 Leonard Coleman vs. N.O., Oct. 12, 1986
- 3 Mike Prior vs. Pho, Dec. 20, 1992

MOST (ROOKIE-GAME)

- 2 (15 times) Most: Milt Davis (3)/Ray Brown (3)/Bobby Boyd (2)/Last: Clint Session at S.D., Nov. 11, 2007

MOST GAMES INTERCEPTIONS (CAREER)

- 48 Bobby Boyd, 1960-68
- 31 Jerry Logan, 1963-72
- 31 Eugene Daniel, 1984-96
- 29 Rick Volk, 1967-75
- 28 Don Shinnick, 1957-68

MOST GAMES INTERCEPTIONS (SEASON)

- 8 Bobby Boyd, 1964
- 7 Tom Keane, 1953
- 7 Milt Davis, 1957
- 7 Bobby Boyd, 1962, 65
- 7 Ray Buchanan, 1994

MOST GAMES INTERCEPTIONS (SEASON)

- 7 Milt Davis, 1957
- 6 Eugene Daniel, 1984
- 5 Ray Brown, 1958
- 5 Bobby Boyd, 1960
- 5 Rick Volk, 1967

MOST CONSC. GAMES INTERCEPTIONS (CAREER)

- 5 Ray Buchanan, G10-14, 1994
- 4 Carl Taseff, G8-11, 1958
- 4 Don Shinnick, G11-12-1959/G1-2-1960
- 4 Charlie Stukes, G2-5, 1971

MOST CONSC. GAMES INTERCEPTIONS (ROOKIE)

- 3 Milt Davis, G1-3, 1957
- 3 Don Shinnick, G1-3, 1957
- 3 Eugene Daniel, G13-15, 1984
- 3 Malik Hooker, G2-4, 2017

MOST GAMES 2+ INTERCEPTIONS (CAREER)

- 9 Bobby Boyd, 1960-68
- 9 Don Shinnick, 1957-68
- 6 Milt Davis, 1957-60
- 6 Andy Nelson, 1957-63
- 5 Stan White, 1972-79

MOST GAMES 2+ INTERCEPTIONS (ROOKIE)

- 3 Milt Davis, 1957
- 3 Ray Brown, 1958
- 2 Bobby Boyd, 1960
- 1 Braziel/Daniel/Eggers/Jones/Nelson/Session/Volk

MOST YARDS RETURNED (CAREER)

- 994 Bobby Boyd, 1960-68
- 518 Rick Volk, 1967-75
- 423 Eugene Daniel, 1984-96
- 410 Milt Davis, 1957-60
- 397 Jerry Logan, 1963-72

MOST YARDS RETURNED (SEASON)

- 225 Keith Taylor, 1989
- 221 Ray Buchanan, 1994
- 219 Milt Davis, 1957
- 199 Andy Nelson, 1958
- 185 Bobby Boyd, 1964

MOST YARDS RETURNED (ROOKIE)

- 219 Milt Davis, 1957
- 149 Ray Brown, 1958
- 145 Rick Volk, 1967
- 132 Bobby Boyd, 1960
- 94 James Burroughs, 1982

MOST YARDS RETURNED (GAME) *ROOKIE

- 121 *Milt Davis at Chi, Nov. 17, 1957
- 116 Andy Nelson vs. G.B., Nov. 2, 1958
- 113 Ray Buchanan at N.E., Dec. 11, 1994
- 107 Kelvin Hayden vs. Cin, Dec. 7, 2008
- 97 Eugene Daniel vs. NYJ, Oct. 29, 1995

HIGHEST RETURN AVERAGE (CAREER-12 INT)

- 22.5 Jason Belsler, 1992-00
- 22.2 Ray Buchanan, 1993-94
- 20.5 Gary Brackett, 2003-11
- 19.9 Bruce Laird, 1972-81
- 19.6 Lyle Blackwood, 1977-80

HIGHEST RETURN AVERAGE (SEASON-4 INT)

- 36.5 Lyle Blackwood, 1978
- 32.1 Keith Taylor, 1989
- 32.0 Gary Brackett, 2007
- 31.5 Jackie Wallace, 1975
- 30.3 Nick Harper, 2003

HIGHEST RETURN AVERAGE (ROOKIE-4 INT)

- 24.2 Rick Volk, 1967
- 21.9 Milt Davis, 1957
- 18.9 Bobby Boyd, 1960
- 18.6 Ray Brown, 1958

HIGHEST RETURN AVERAGE (GAME-2 INT) *ROOKIE

- 60.5 *Milt Davis at Chi, Nov. 17, 1957
- 58.0 Andy Nelson vs. G.B., Nov. 2, 1958
- 56.5 Ray Buchanan at N.E., Dec. 11, 1994
- 53.5 Kelvin Hayden vs. Cin, Dec. 7, 2008
- 47.5 Dwight Lowery at Ten., Sept. 27, 2015

RECORDS



LONGEST RETURN (*ROOKIE)

97t	Eugene Daniel vs. NYJ, Oct. 29, 1995
94t	*Rick Volk at Chi, Oct. 8, 1967
94t	*James Burroughs at Min, Dec. 12, 1982
90t	Rick Volk at S.F., Oct. 13, 1968
90t	*Steve Emtman at Mia, Oct. 25, 1992
90t	Ray Buchanan at N.E., Dec. 11, 1994

MOST TOUCHDOWNS (CAREER)

5	Jerry Logan, 1963-72
4	Bobby Boyd, 1960-68
3	Milt Davis, 1957-60
3	Andy Nelson, 1957-63
3	Ray Buchanan, 1993-94
3	Eugene Daniel, 1984-96
3	Jason Belsler, 1992-00
3	Kelvin Hayden, 2005-10
3	Darius Butler, 2012-17

MOST TOUCHDOWNS (SEASON)

*ROOKIE

3	Ray Buchanan, 1994
2	*Milt Davis, 1957
2	Jerry Logan, 1965, 70
2	Jackie Wallace, 1975
2	Lyle Blackwood, 1978
2	Jason Belsler, 1996
2	Cato June, 2005
2	Kelvin Hayden, 2010
2	Darius Butler, 2012

CONSC. GAMES WITH TOUCHDOWNS

2	Ray Buchanan, G13-14, 1994
---	----------------------------

PUNTING

MOST (CAREER)

985	Rohn Stark, 1982-94
838	David Lee, 1966-78
577	Hunter Smith, 1999-08
575	Pat McAfee, 2009-16
277	Chris Gardocki, 1995-98

MOST (SEASON)

99	Bucky Dilts, 1979
98	Rohn Stark, 1984
92	David Lee, 1978
91	Rohn Stark, 1983
88	Pat McAfee, 2011

MOST (ROOKIE)

84	Rigoberto Sanchez, 2017
72	Cotton Davidson, 1954
64	Pat McAfee, 2009
58	Hunter Smith, 1999
54	Ray Brown, 1958

MOST (GAME)

12	Chris Gardocki at Buf, Oct. 6, 1996
11	Cotton Davidson at Chi, Oct. 10, 1954
11	Joe Don Looney at S.F., Nov. 29, 1964
11	David Lee at Mia, Nov. 11, 1973
11	David Lee at N.E., Oct. 19, 1975

MOST (ROOKIE-GAME)

11	Cotton Davidson at Chi, Oct. 10, 1954
11	Joe Don Looney at S.F., Nov. 29, 1964
9	Ray Brown at Chi, Nov. 16, 1958
9	David Lee vs. LA Rams, Nov. 27, 1966

MOST PUNT YARDS (CAREER)

43162	Rohn Stark, 1982-94
34019	David Lee, 1966-78
26669	Pat McAfee, 2009-16
25040	Hunter Smith, 1999-08
12403	Chris Gardocki, 1995-98

MOST PUNT YARDS (SEASON)

4383	Rohn Stark, 1984
4124	Rohn Stark, 1983
4098	Pat McAfee, 2011
4052	Pat McAfee, 2015
3764	Rigoberto Sanchez, 2017

MOST PUNT YARDS (ROOKIE)

3529	Rigoberto Sanchez, 2017
2837	Pat McAfee, 2009
2678	Cotton Davidson, 1954
2467	Hunter Smith, 1999
2233	David Lee, 1966

MOST PUNT YARDS (GAME)

551	Chris Gardocki at Buf, Oct. 6, 1996
517	Pat McAfee vs. N.O., Oct. 25, 2015
462	Rohn Stark at Den, Dec. 11, 1983
456	Rohn Stark at N.E., Oct. 2, 1988
451	Pat McAfee vs. Atl, Nov. 6, 2011

MOST PUNT YARDS (GAME-ROOKIE)

445	Joe Don Looney at S.F., Nov. 29, 1964
425	Cotton Davidson at Chi, Oct. 10, 1954
409	David Lee vs. LA Rams, Nov. 27, 1966
405	Ray Brown at Chi, Nov. 16, 1958
339	Pat McAfee vs. N.E., Nov. 15, 2009

HIGHEST AVERAGE (CAREER-75 MIN)

46.4	Pat McAfee, 2009-16
45.3	Rigoberto Sanchez, 2017-18
44.8	Chris Gardocki, 1995-98
43.8	Rohn Stark, 1982-94

HIGHEST AVERAGE (SEASON-32 MIN)

49.3	Pat McAfee, 2016
48.2	Pat McAfee, 2012
47.7	Pat McAfee, 2015
46.7	Pat McAfee, 2014
46.6	Pat McAfee, 2011

HIGHEST AVERAGE (ROOKIE-32 MIN)

45.6	David Lee, 1966
44.8	Rigoberto Sanchez, 2017
44.4	Rohn Stark, 1982 (9-game season)
44.3	Pat McAfee, 2009
43.0	Tom Gilburg, 1961

HIGHEST AVERAGE GAME (3 MIN)

*ROOKIE

57.7	Hunter Smith at Hou, Sept. 23, 2007
56.7	Pat McAfee vs. N.E., Nov. 16, 2014
56.5	Hunter Smith at K.C., Sept. 3, 2000
56.3	*David Lee vs. S.F., Sept. 25, 1966
56.2	Rohn Stark vs. Den, Oct. 13, 1985

40.0+ GAMES (CAREER-3 PUNT MIN)

143	Rohn Stark, 1982-94
105	Pat McAfee, 2009-16
96	David Lee, 1966-78
89	Hunter Smith, 1999-08
46	Chris Gardocki, 1995-98

40.0+ GAMES (SEASON-3 PUNT MIN)

16	Pat McAfee, 2011
16	Pat McAfee, 2015
15	Chris Gardocki, 1998
14	Rohn Stark, 1983
14	Pat McAfee, 2012
14	Pat McAfee, 2014

50.0+ GAMES (CAREER-3 PUNT MIN)

23	Pat McAfee, 2009-16
15	Rohn Stark, 1982-94
14	Hunter Smith, 1999-08
6	David Lee, 1966-78
4	Chris Gardocki, 1995-98

50.0+ GAMES (SEASON-3 PUNT MIN)

5	Pat McAfee, 2012
5	Pat McAfee, 2016
4	Pat McAfee, 2011
4	Pat McAfee, 2015
4	Pat McAfee, 2016

PUNTS BLOCKED (CAREER)

11	David Lee, 1966-78
7	Rohn Stark, 1982-94
5	Hunter Smith, 1999-08
4	Pat McAfee, 2009-16
2	Bragg/Dilts

RECORDS



PUNTS BLOCKED (SEASON)

- 2 David Lee (3), 1973, 77, 78
- 2 Bucky Dilts, 1979
- 2 Mike Bragg, 1980
- 2 Rohn Stark (2), 1985, 87
- 2 Hunter Smith, 1999

PUNTS BLOCKED (GAME)

- 2 David Lee at Mia, Nov. 11, 1973

MOST TOUCHBACKS (CAREER)

- 111 Rohn Stark, 1982-94
- 79 David Lee, 1966-78
- 61 Hunter Smith, 1999-08
- 49 Pat McAfee, 2009-16
- 25 Chris Gardocki, 1995-98

MOST TOUCHBACKS (SEASON)

- 14 Rohn Stark, 1985
- 13 Rohn Stark, 1993
- 12 David Lee, 1967
- 12 Rohn Stark, 1982
- 12 Hunter Smith, 2001

MOST TOUCHBACKS (ROOKIE)

- 12 Rohn Stark, 1982
- 8 Hunter Smith, 1999
- 6 Pat McAfee, 2009
- 4 Brown/Sherer

MOST TOUCHBACKS (GAME)

- 4 Rohn Stark at Buf, Oct. 20, 1985
- 4 Rohn Stark vs. Mia, Nov. 6, 1993
- 4 Rohn Stark at T.B., Sept. 11, 1994

MOST INSIDE 20 (CAREER, SINCE 1976)

- 224 Rohn Stark, 1982-94
- 193 Hunter Smith, 1999-08
- 193 Pat McAfee, 2009-16
- 80 Chris Gardocki, 1995-98
- 57 David Lee, 1966-78

MOST INSIDE 20 (SEASON)

- 30 Pat McAfee, 2014
- 28 Pat McAfee, 2015
- 28 Rigoberto Sanchez, 2017
- 27 Pat McAfee, 2013
- 26 Hunter Smith, 2002
- 26 Pat McAfee, 2012

MOST INSIDE 20 (GAME)

- 6 Pat McAfee vs. Den, Oct. 20, 2013
- 5 David Lee at St.L., Dec. 4, 1976
- 5 Rohn Stark at N.E., Nov. 11, 1990
- 5 Pat McAfee vs. Hou, Dec. 20, 2015

LONGEST PUNTS

- 76 David Lee at NYG, Oct. 17, 1971
- 74 Pat McAfee vs. Chi, Oct. 9, 2016
- 72 Rohn Stark at Mia, Sept. 23, 1984
- 72 Chris Gardocki at S.D., Oct. 27, 1997
- 72 Pat McAfee at Den, Sept. 18, 2016

LONGEST PUNTS (ROOKIE)

- 64 Joe Don Looney at Det, Oct. 25, 1964
- 64 David Lee vs. S.F., Sept. 25, 1966
- 64 David Lee at LA Rams, Oct. 30, 1966
- 62 Joe Don Looney at LA Rams, Nov. 22, 1964
- 61 Tom Gilburg vs. LA Rams, Sept. 17, 1961
- 61 Hunter Smith vs. Was, Dec. 19, 1999
- 61 Rigoberto Sanchez at Sea, Oct. 3, 2017

PUNT RETURNS

PUNT RETURNS MOST (CAREER)

- 155 Clarence Verdin, 1988-93
- 119 Terrence Wilkins, 1999-01, 03, 06
- 112 Carl Taseff, 1953-61
- 109 Howard Stevens, 1975-77
- 108 Alvin Haymond, 1964-67

MOST (SEASON) *ROOKIE

- 44 *Nesby Glasgow, 1979
- 42 *Dewell Brewer, 1994
- 41 Alvin Haymond, 1965
- 41 *Terrence Wilkins, 1999
- 40 Alvin Haymond, 1966
- 40 Robbie Martin, 1985

MOST (GAME)

- 9 Nesby Glasgow at K.C., Sept. 2, 1979
- 8 Howard Stevens vs. T.B., Oct. 3, 1976
- 7 Alvin Haymond vs. Det, Oct. 10, 1965
- 7 Alvin Haymond vs. LA Rams, Nov. 27, 1966
- 7 Larry Anderson vs. Den, Sept. 11, 1983
- 7 Robbie Martin at S.F., Oct. 5, 1986

MOST (ROOKIE-GAME)

- 9 Nesby Glasgow at K.C., Sept. 2, 1979
- 6 Bruce Laird vs. Buf, Dec. 3, 1972

MOST YARDAGE (CAREER)

- 1537 Clarence Verdin, 1988-93
- 1065 Terrence Wilkins, 1999-01, 03, 06
- 1012 Howard Stevens, 1975-77
- 911 Alvin Haymond, 1964-67
- 826 Carl Taseff, 1953-61

MOST YARDAGE (SEASON) *ROOKIE

- 443 Robbie Martin, 1985
- 403 Alvin Haymond, 1965
- 396 Howard Stevens, 1975
- 396 Clarence Verdin, 1990
- 388 *Terrence Wilkins, 1999

MOST YARDS (GAME)

- 148 Carl Taseff at GBM, Oct. 14, 1956
- 141 Ray Buchanan vs. S.D., Nov. 3, 1996
- 124 Clarence Verdin at N.E., Nov. 11, 1990
- 111 T.Y. Hilton vs. Buf, Nov. 25, 2012
- 110 Ron Gardin vs. Mia, Nov. 1, 1970

MOST YARDS (GAME-ROOKIE)

- 111 T.Y. Hilton vs. Buf, Nov. 25, 2012
- 110 Ron Gardin vs. Mia, Nov. 1, 1970
- 107 Dewell Brewer vs. Mia, Dec. 18, 1994
- 102 Marvin Harrison at NYJ, Sept. 8, 1996
- 87 Leonard Dunlap vs. NYJ, Sept. 19, 1971

HIGHEST AVERAGE (CAREER-30 MIN)

- 13.5 Ron Gardin, 1970-71
- 9.9 Clarence Verdin, 1988-93
- 9.8 T.Y. Hilton, 2012-18
- 9.7 Robbie Martin, 1985-86
- 9.3 Howard Stevens, 1975-77

HIGHEST AVERAGE (SEASON-14 MIN)

- 13.1 T.J. Rushing, 2007
- 12.9 Clarence Verdin, 1989
- 12.8 Clarence Verdin, 1990
- 12.6 Wendell Harris, 1964
- 11.8 Ron Gardin, 1970

HIGHEST AVERAGE (ROOKIE-14 MIN)

- 11.8 Ron Gardin, 1970
- 11.5 T.Y. Hilton, 2012
- 10.0 Jerry Logan, 1963
- 9.8 Marvin Harrison, 1996
- 9.5 Terrence Wilkins, 1999

HIGHEST AVERAGE (GAME-2 MIN)

*ROOKIE

- 47.0 T.J. Rushing at Oak, Dec. 16, 2007
- 37.5 Ron Gardin vs. NYJ, Sept. 19, 1971
- 37.0 Carl Taseff at GBM, Oct. 14, 1956
- 36.7 *Ron Gardin vs. Mia, Nov. 1, 1970
- 32.3 Clarence Verdin at Mia, Oct. 25, 1992

MOST FAIR CATCHES (CAREER)

- 55 Rick Volk, 1967-75
- 54 Clarence Verdin, 1988-93
- 53 Troy Walters, 2002-05
- 47 Terrence Wilkins, 1999-01, 03, 06
- 45 Chester Rogers, 2016-18

MOST FAIR CATCHES (SEASON)

*ROOKIE

- 28 Chester Rogers, 2018
- 25 Troy Walters, 2005
- 22 T.J. Rushing, 2009
- 20 *Ron Gardin, 1970
- 20 Rick Volk, 1971

RECORDS



MOST FAIR CATCHES (GAME)

***ROOKIE**

- 6 Griff Whalen vs. Cin, Oct. 19, 2014
- 6 Griff Whalen vs. Jax, Oct. 5, 2015
- 5 *T.Y. Hilton vs. G.B., Oct. 7, 2012
- 4 (Six times) Last: Chester Rogers vs. Buf, Oct. 21, 2018

LONGEST RETURN (*ROOKIE)

- 90t Carl Taseff at GBM, Oct. 14, 1956
- 90t T.J. Rushing at Oak, Dec. 16, 2007
- 84t Clarence Verdin at Mia, Oct. 25, 1992
- 82t Ray Buchanan vs. S.D., Nov. 3, 1996
- 82t Terrence Wilkins vs. Jax, Sept. 24, 2006

MOST TOUCHDOWNS (CAREER)

- 4 Clarence Verdin, 1988-93
- 3 Terrence Wilkins, 1999-01, 03, 06
- 2 Carl Taseff, 1953-62
- 1 Brewer/Gardin/Glasgow/Hilton/Logan/Martin/Rushing

MOST TOUCHDOWNS (SEASON)

- 2 Clarence Verdin, 1992

KICKOFF RETURNS

KICKOFF RETURNS MOST (CAREER)

- 176 Terrence Wilkins, 1999-01, 03, 06
- 169 Clarence Verdin, 1988-93
- 153 Aaron Bailey, 1994-98
- 148 Albert Bentley, 1985-91
- 137 Bruce Laird, 1972-81

MOST (SEASON)

- 55 Aaron Bailey, 1997
- 53 Troy Walters, 2002
- 52 Terrence Wilkins, 2006
- 51 Terrence Wilkins, 1999
- 50 Nesby Glasgow, 1979
- 50 Clarence Verdin, 1993

MOST (ROOKIE)

- 51 Terrence Wilkins, 1999
- 50 Nesby Glasgow, 1979
- 31 Joe Lefeged, 2011
- 29 Bruce Laird, 1972
- 22 Pierre Garcon, 2008

MOST (GAME)

- 9 Brandon James vs. S.D., Nov. 28, 2010
- 8 Aaron Bailey at S.D., Oct. 26, 1997
- 8 Terrence Wilkins at Balt, Dec. 2, 2001
- 8 Dominic Rhodes at K.C., Oct. 31, 2004
- 7 Nesby Glasgow at N.E., Nov. 18, 1979

MOST (GAME) cont...

- 7 Albert Bentley at NYJ, Dec. 10, 1988
- 7 Mark Stock vs. S.D., Nov. 3, 1996
- 7 Nate Jacquet at Min, Dec. 21, 1997
- 7 Troy Walters vs. NYG, Dec. 22, 2002
- 7 Dominic Rhodes vs. S.D., Dec. 18, 2005

MOST (ROOKIE-GAME)

- 9 Brandon James vs. S.D., Nov. 28, 2010
- 7 Nesby Glasgow at N.E., Nov. 18, 1979
- 7 Nate Jacquet at Min, Dec. 21, 1997
- 6 Bruce Laird vs. NYJ, Sept. 24, 1972
- 6 Nesby Glasgow vs. N.E., Oct. 28, 1979
- 6 Stacey Simmons at Phi, Sept. 30, 1990
- 6 Dominic Rhodes at K.C., Oct. 25, 2001
- 6 Pierre Garcon at Ten, Oct. 27, 2008

MOST YARDAGE (CAREER)

- 4017 Terrence Wilkins, 1999-01, 03, 06
- 3501 Aaron Bailey, 1994-98
- 3420 Clarence Verdin, 1988-93
- 3406 Bruce Laird, 1972-81
- 3175 Albert Bentley, 1985-91

MOST YARDAGE (SEASON)

- 1272 Terrence Wilkins, 2006
- 1206 Aaron Bailey, 1997
- 1188 Dominic Rhodes, 2004
- 1150 Troy Walters, 2002
- 1134 Terrence Wilkins, 1999

MOST YARDAGE (ROOKIE)

- 1134 Terrence Wilkins, 1999
- 1126 Nesby Glasgow, 1979
- 843 Bruce Laird, 1972
- 578 Joe Lefeged, 2011
- 570 Quan Bray, 2015

MOST YARDAGE (GAME)

- 236 Dominic Rhodes vs. S.D., Dec. 26, 2004
- 213 Aaron Bailey vs. Sea, Sept. 14, 1997
- 199 Aaron Bailey at Cin, Dec. 22, 1996
- 195 Alvin Haymond vs. Phi, Nov. 21, 1965
- 188 Troy Walters vs. NYG, Dec. 22, 2002

MOST YARDAGE (GAME-ROOKIE)

- 181 Bruce Laird vs. NYJ, Sept. 24, 1972
- 177 Brad Pyatt at T.B., Oct. 6, 2003
- 155 Lenny Lyles vs. Was, Oct. 26, 1958
- 153 Terrence Wilkins vs. Mia, Oct. 10, 1999
- 150 Pierre Garcon at Ten, Oct. 27, 2008
- 150 Brandon James vs. S.D., Nov. 28, 2010

HIGHEST AVERAGE (CAREER-30 MIN)

- 32.6 Jim Duncan, 1969-71
- 27.9 Johnny Sample, 1958-60
- 27.5 Buddy Young, 1953-55
- 27.4 Lenny Lyles, 1958, 61-69
- 26.8 Preston Pearson, 1967-68

HIGHEST AVERAGE (SEASON-14 MIN)

- 35.4 Jim Duncan, 1970
- 35.1 Preston Pearson, 1968
- 32.0 Josh Cribbs, 2014
- 30.7 Alvin Haymond, 1965
- 29.9 Jordan Todman, 2016

HIGHEST AVERAGE (ROOKIE-14 MIN)

- 29.1 Bruce Laird, 1972
- 28.6 Brad Pyatt, 2003
- 27.1 Quan Bray, 2015
- 25.4 Dominic Rhodes, 2001
- 25.2 Bake Turner, 1962

HIGHEST AVERAGE (GAME-2 MIN)

- 80.0 Jordan Todman at GB, Nov. 6, 2016
- 66.0 Aaron Bailey at Jax, Dec. 10, 1995
- 63.5 Preston Pearson at S.F., Oct. 13, 1968
- 62.0 Cotton Speyrer vs. Buf, Nov. 25, 1973
- 59.5 Johnny Sample vs. Chi, Oct. 2, 1960

LONGEST RETURNS

- 104t Buddy Young at Phi, Nov. 15, 1953
- 103t Lenny Lyles vs. Chi, Oct. 4, 1958
- 102t Preston Pearson at Det, Nov. 10, 1968
- 101t Lenny Lyles vs. Was, Oct. 26, 1958
- 101t Cotton Speyrer vs. Buf, Nov. 25, 1973
- 101t Deji Karim vs. Hou, Dec. 30, 2012

MOST TOUCHDOWNS (CAREER)

- 2 Lenny Lyles, 1958, 61-69
- 2 Preston Pearson, 1967-68
- 2 Jim Duncan, 1969-71
- 2 Aaron Bailey, 1994-97
- 2 Dominic Rhodes, 2001-06, 08, 10

RECORDS



MOST TOUCHDOWNS (SEASON)

- 2 Lenny Lyles, 1958
- 2 Preston Pearson, 1968

TOUCHDOWNS ON OPENING KICKOFF COLTS

- 104 Buddy Young at Phi, Nov. 11, 1953
- 99 Jordan Todman at GB, Nov. 6, 2016
- 96 Preston Pearson at S.F., Oct. 13, 1968
- 95 Ronald Humphrey at Pit, Sept. 18, 1994
- 95 Aaron Bailey at Jax, Dec. 10, 1995

OPPONENTS

- 99 Allen Carter vs. N.E., Dec. 21, 1975
- 99 Jacoby Ford at Oak, Dec. 26, 2010
- 95 Sammy Martin vs. N.E., Nov. 27, 1988
- 89 Darren Sproles at S.D., Nov. 11, 2007
- 84 Jerome Mathis at Hou, Sept. 23, 2007

LONGEST NON-SCORING RETURN

- Colts: 90 Kendall Williams at Cin, Oct. 2, 1983
- 90 Brad Pyatt at T.B., Oct. 6, 2003
- Opp: 96 Joe Arenas at S.F., Dec. 16, 1956

FUMBLES

MOST RECOVERIES (SEASON)

- 6 Barney Poole, 1953
- 6 Stan White, 1973

MOST RECOVERIES (GAME)

- 2 (22 times) Last: Josh Mallard vs. Dal, Nov. 17, 2002

MOST CONSECUTIVE GAMES RECOVERIES

- 3 Fred Cook, G8-10, 1975
- 2 (42 times) Last: Barkevious Mingo, G8-9, 2017

LONGEST FUMBLE RETURNS

- 95t Chukie Nwokorie at NYJ, Sept. 9, 2001
- 78t Quentin Coryatt at Pit, Sept. 18, 1994
- 75t Tony Bennett vs. Hou, Sept. 4, 1994
- 68t Gary Brackett at Hou, Oct. 5, 2008
- 64t Stan White vs. Buf, Dec. 12, 1976

COLTS LARGEST COMEBACKS

Deficit	Date	Opponent	Trailed/Qtr.	Result
*28	1/4/14	Kansas City	10-38/3rd	W 45-44
21	11/9/75	@ Buffalo	7-28/2nd	W 42-35
21	9/10/95	@ N.Y. Jets	3-24/3rd	W 27-24 OT
21	10/8/95	@ Miami	3-24/3rd	W 27-24 OT
21	10/6/03	@ Tampa Bay	14-35/4th	W 38-35 OT
20	11/30/58	San Francisco	7-27/3rd	W 35-27
18	12/18/77	New England	3-21/3rd	W 30-24
18	10/9/77	Miami	10-28/2nd	W 45-28
18	9/15/96	@ Dallas	3-21/2nd	W 25-24
18	10/7/12	Green Bay	3-21/3rd	W 30-27
18	11/3/13	@ Houston	6-24/3rd	W 27-24
17	10/12/58	@ Green Bay	0-17/2nd	W 24-17
17	11/29/70	Chicago	0-17/2nd	W 21-20
17	12/27/92	@ Cincinnati	0-17/3rd	W 21-17
17	10/17/05	St. Louis	0-17/2nd	W 45-28
17	10/5/08	@ Houston	10-27/4th	W 31-27
17	11/15/09	New England	14-31/4th	W 35-34
17	11/29/09	@ Houston	0-17/2nd	W 35-27

*Postseason

COLTS LARGEST LEADS LOST

Lead	Date	Opponent	Ahead / Qtr.	Result
26	9/21/97	@ Buffalo	26-0/2nd	L 35-37
24	10/20/57	@ Detroit	27-3/3rd	L 27-31
21	10/27/57	Green Bay	21-0/4th	L 21-24
21	10/18/98	@ San Francisco	21-0/2nd	L 31-34
21	9/19/99	@ New England	28-7/2nd	L 28-31
21	9/10/00	Oakland	21-0/2nd	L 31-38
19	12/11/83	@ Denver	19-0/4th	L 19-21
17	9/9/79	Tampa Bay	17-0/2nd	L 26-29
17	10/9/88	@ Buffalo	17-0/2nd	L 23-34
17	10/9/11	Kansas City	24-7/2nd	L 24-28
14	10/1/78	Philadelphia	14-0/4th	L 14-17
14	12/8/91	@ New England	17-3/3rd	L 17-23 OT
14	9/18/94	@ Pittsburgh	14-0/2nd	L 21-31
14	10/23/94	Washington	17-3/2nd	L 27-41
14	11/29/98	@ Baltimore	24 -10/2nd	L 31-38
14	12/6/98	@ Atlanta	21-7/2nd	L 21-28
14	11/18/01	@ New Orleans	14-0/1st	L 20-34
14	12/3/06	@ Tennessee	14-0/2nd	L 17-20
14	10/16/16	@ Houston	23-9/4th	L 23-26 OT



TEAM RECORDS

WON-LOSS-TIE

MOST WINS (SEASON)

14	2005	11	1976
14	2009	11	2012
13	1968	11	2013
13	1999	11	2014
13	2007	10	1965
12	1964	10	1971
12	2003	10	1975
12	2004	10	1977
12	2006	10	2000
12	2008	10	2002
11	1967	10	2010
11	1970	10	2018

MOST CONSECUTIVE WINS

23	11/2/08 vs. N.E. to 12/17/09 at Jax
13	9/11/05 at Balt to 12/11/05 at Jax
11	9/20/64 at G.B. to 11/29/64 vs. S.F.
11	10/26/75 at NYJ to 9/19/76 vs. Cin
11	10/17/99 at NYJ to 12/26/99 at Cle

MOST CONSECUTIVE HOME WINS

13	10/12/08 vs. Balt to 12/13/09 vs. Den
12	1/1/06 vs. Ariz to 10/7/07 vs. T.B.
11	11/8/04 vs. Min to 12/4/05 vs. Ten

MOST CONSECUTIVE ROAD WINS

11	11/9/08 at Pit to 12/17/09 at Jax
7	9/23/68 at Atl to 12/15/68 at LA Rams
7	9/11/05 at Balt to 12/11/05 at Jax

MOST CONSECUTIVE GAMES WITHOUT LOSS

23	11/2/08 vs. N.E. to 12/17/09 at Jax
15	12/18/66 at S.F. to 12/10/67 vs. N.O.

MOST LOSSES (SEASON)

15	1991
----	------

MOST CONSECUTIVE LOSSES

14	9/13/81 vs. Buf to 12/13/81 at Was
----	------------------------------------

MOST CONSECUTIVE HOME LOSSES

9	9/22/74 vs. G.B. to 10/12/75 vs. Buf
---	--------------------------------------

MOST CONSECUTIVE ROAD LOSSES

12	9/20/81 at Den to 12/26/82 at S.D.
----	------------------------------------

MOST TIED GAMES (SEASON)

2	1967
---	------

MOST CONSECUTIVE TIES

2	10/15/67 vs. LA Rams to 10/22/67 at Min
---	---

SCORING

COLTS (SEASON)

MOST	FEWEST		
522	2004	113	1982
458	2014	131	1954
450	2007	143	1991
447	2003	182	1953
439	2005	189	1993

OPP (SEASON)

MOST	FEWEST		
533	1981	140	1971
486	2001	144	1968
444	1998	198	1967
430	2011	203	1958
421	1978	221	1977
414	1984		

COLTS MOST (QUARTER)

31	vs. Mia 12/14/97
28	(7 times)
27	(3 times)
24	(7 times)
23	at Balt 12/9/07

OPP MOST (QUARTER)

28	vs. Cle 12/1/91
28	at Stl 12/30/01
28	at Pit 10/26/14
27	at N.E. 11/18/79
25	vs. Mia 10/10/99

COLTS MOST (HALF)

45	vs. Den 10/31/88 (1)
42	vs. LA Rams 11/25/66 (2)
38	vs. GBM 10/13/57 (2)
37	at Balt 12/9/07 (1)

OPP MOST (HALF)

42	at Jax 12/13/15 (2)
38	at Chi 10/21/56 (2)
37	vs. Chi 11/25/62 (2)
37	at N.E. 11/23/80 (2)
36	at Sea 10/1/17 (2)

COLTS MOST (GAME)

58	vs. Buf 12/12/76
56	vs. LA Rams 11/25/56
56	vs. G.B. 11/2/58
55	vs. Den 10/31/88
55	at N.O. 9/28/03

OPP MOST (GAME)

62	at N.O. 10/23/11
59	at N.E. 11/18/12
58	at Chi 10/21/56
57	vs. Chi 11/25/62
52	at Min 9/28/69

LARGEST VICTORY MARGIN

56	vs. G.B. 11/2/58
52	vs. Chi 9/27/64
44	vs. Atl 12/1/68
43	at Buf 10/10/71
42	at Atl 11/12/67

LARGEST DEFEAT MARGIN

57	vs. Chi 11/25/62
55	at N.O. 10/23/11
48	vs. LA Rams 9/26/54
44	at Mia 11/11/73
43	at LA Rams 12/5/53

MOST POINTS BOTH TEAMS

89	vs. Chi 10/4/58
85	at Chi 10/21/56
85	at Pit 10/26/14
83	at N.E. 11/18/12
82	at Cin 11/20/05

FEWEST POINTS BOTH TEAMS

6	vs. Buf 12/1/74
6	vs. NYJ 10/11/87
6	at N.E. 12/6/92
9	vs. NYJ 10/11/92

MOST SHUTOUTS (SEASON)

COLTS: 3	1968/1971
OPP: 3	1972

MOST CONSC. SHUTOUTS (OPP)

2	(9/4 - 9/10/78)
2	(11/21 - 11/28/82)
2	(11/1 - 11/8/92)

COLTS MOST CONSC. GAMES SCORING

375	1/2/94 to 10/16/17
104	10/24/54 to 11/18/62
90	12/12/65 to 10/8/72
61	11/27/83 to 11/15/87
55	11/29/87 to 9/8/91

OPP MOST CONS. GAMES SCORING

176	12/21/97 to 12/18/08
161	11/1/76 to 10/4/87
86	9/13/09 to 10/9/14
81	12/13/92 to 12/7/97
68	10/31/88 to 11/29/92

TOUCHDOWNS

COLTS (SEASON)

MOST	FEWEST		
66	2004	12	1982
54	1964/07	14	1954
53	1958/14	14	1991
53	2005/09	16	1993
52	1975/18	22	1974

RECORDS



OPP (SEASON)

MOST	FEWEST
68 1981	16 1968
57 2001	18 1971
54 1978	21 1967
52 1998	25 1966
50 1984	25 1970

COLTS MOST (GAME)

8 vs. LA Rams 11/25/56
8 vs. G.B. 11/2/58
7 (10 times)
6 (27 times)

OPP MOST (GAME)

8 at Chi 10/21/56
8 vs. Chi 11/25/62
8 at N.O. 10/23/11
8 at N.E. 11/18/12
7 at Min 9/28/69
7 at Pit 10/26/14
7 at Jax 12/13/15

COLTS RUSH TDS (SEASON)

MOST	FEWEST
29 1964	3 1991
28 1975	4 1954
26 1976	4 1982
24 1958	4 1993
23 1971/88	6 2015

OPP RUSH TDS (SEASON)

MOST	FEWEST
30 1981	5 1967
23 1991	6 1968
21 1953	6 1970
21 1954	6 1987
21 1978	7 1966

COLTS MOST RUSHING (GAME)

5 at Det 10/19/58
5 vs. Was 11/2/69
5 vs. Hou 11/1/76
5 vs. Buf 10/6/85
5 vs. Den 10/31/88

OPP MOST RUSHING (GAME)

5 vs. Cle 11/1/59
5 vs. Oak 9/10/00

COLTS PASS TDS (SEASON)

MOST	FEWEST
51 2004	6 1982
42 2014	9 1954
39 2018	9 1974
34 2009	10 (3 times)
33 1959/00/10	

OPP PASS TDS (SEASON)

MOST	FEWEST
37 1981	6 2008
31 1983	8 1960
31 1984	9 1958
30 2001	9 1968
29 1978/15	9 1971

COLTS MOST PASSING (GAME)

6 at N.O. 9/28/03
6 at Det. 11/25/04
5 vs. G.B. 11/2/58
5 at Dal 10/30/60
5 vs. Min 12/16/62
5 at Min 11/14/65
5 vs. Det 10/16/66
5 vs. Buf 10/4/87
5 vs. Atl 12/14/03
5 vs. G.B. 9/26/04
5 at K.C. 10/31/04
5 vs. Hou 11/14/04
5 vs. Was 11/30/14

OPP MOST PASSING (GAME)

7 at Min 9/28/69
6 vs. NYJ 9/24/72
6 at Pit 10/26/14
5 at Chi 10/21/56
5 at S.D. 12/26/82
5 at Pit 9/8/85
5 at N.O. 10/23/11
5 at Dal 12/21/14

MOST RETURN TDS (SEASON)

COLTS	OPP
7 1994	8 1973
6 1968/70	7 2001
5 (12 times)	6 1977/80/10/17
4 (5 times)	5 (6 times)
	4 (13 times)

MOST DEFENSIVE TDS (SEASON)

COLTS	OPP
5 1975/94/15	6 1973/01/17
4 (11 times)	5 2014
3 (8 times)	4 (10 times)
	3 (9 times)

MOST KICK RETURN TDS (SEASON)

COLTS	OPP
3 1970/89	4 2007
2 (10 times)	3 1977/79/06
	2 (9 times)

POINTS AFTER TOUCHDOWNS

COLTS (SEASON)

MOST	FEWEST
64 2004	11 1982
53 1964	12 1954
52 2005	14 1991
51 1975/10	15 1993
50 2009/14	21 1997

COLTS (GAME)

8 vs. LA 11/25/56
8 vs. G.B. 11/2/58

OPP (SEASON)

MOST	FEWEST
65 1981	15 1968
53 1978	17 1971
52 2001	21 1967
49 2011	24 2005
47 1984	25 66/70/08

OPP (GAME)

8 at N.O. 10/23/11
8 at N.E. 11/18/12
7 at Chi 10/21/56
7 at Min 9/28/69
7 at Pit 10/26/14

FIELD GOALS

COLTS (SEASON)

MOST	FEWEST
37 2003	3 1956
36 1996	5 1958
35 2013	6 1959
34 1999	7 1953
32 1997	7 1957

OPP (SEASON)

MOST	FEWEST
34 2016	5 1971
33 2008	6 1958
32 1989	6 1975
32 1990	8 1956
31 2010/17	9 (3 times)

COLTS MOST (GAME)

5 at LA Rams 12/4/54
5 vs. S.F. 9/25/66
5 at Phi 10/30/83
5 vs. Mia 9/25/88
5 at Buf 9/21/97
5 vs. Den 1/6/02
5 vs. Balt 10/13/02
5 at Ten 12/7/03
5 vs. Ten 12/1/13
5 vs. Chi 10/9/16

OPP MOST (GAME)

7 at NYJ 10/14/18
5 at Was 11/18/73
5 at N.E. 12/3/89
5 vs. Cin 9/3/95
5 at S.D. 10/26/97
5 vs. NYJ 12/23/01
5 vs. Mia 12/31/06
5 at Min 9/14/08
5 at Balt 11/22/09
5 vs. S.D. 11/28/10
5 vs. Hou 12/11/16
5 at Ten 10/16/17

RECORDS



COLTS MOST ATT (SEASON)

41 1997
40 1996/2013
39 1961/63/66/72
38 1999
37 1967/03

OPP MOST ATT (SEASON)

43 1989/90
40 2016
38 1995/08/17
37 1998
36 2001/09/10

COLTS FEWEST ATT (SEASON)

14 1958
16 1956
17 1978

OPP FEWEST ATT (SEASON)

10 1975
14 1955
16 1953
17 1958

COLTS MOST ATT (GAME)

7 at LA Rams 12/4/54

OPP MOST ATT (GAME)

7 at N.E. 12/3/89
7 at NYJ 10/14/18
6 at NYJ 11/29/81
6 at Buf 9/9/90
6 at S.D. 10/26/97
6 vs. NYJ 12/23/01
6 at Min 9/14/08
6 at Balt 11/22/09

TOTAL FIRST DOWNS

COLTS (SEASON)

MOST	FEWEST
379 2004	152 1982
376 2006	157 1953
371 2014	169 1954
371 2018	206 1955
366 2010	216 1956

OPP (SEASON)

MOST	FEWEST
406 1981	166 1971
353 2016	188 1958
343 1984/2011	195 1959
341 1998	195 1960
338 1980	197 1982

COLTS MOST (GAME)

34 vs. Hou 9/17/06
33 vs. NYJ 12/15/74
33 vs. Hou 12/23/07
32 at Mia 11/15/87

OPP MOST (GAME)

36 at S.F. 10/18/98
36 at N.O. 10/23/11
34 at Min 9/28/69
34 at Phi 11/15/81
34 at Pit 10/26/14

COLTS FEWEST (GAME)

4 at Mia 11/11/73
5 at N.E. 11/11/90
6 at LA Rams 12/5/53
6 vs. Det 11/6/54

OPP FEWEST (GAME)

3 vs. S.F. 11/22/59
4 at Buf 10/10/71
5 vs. S.F. 10/13/63
5 vs. St.L. 9/17/72

MOST BOTH TEAMS

60 at Pit 10/26/14
58 vs. Hou 9/30/18
57 vs. NYJ 12/15/74
56 at K.C. 10/31/04
55 at Hou 11/29/09

FEWEST BOTH TEAMS

19 at Buf 12/1/74
19 at N.E. 11/11/90
21 at Mia 11/11/73

RUSHING

COLTS (SEASON)

MOST	FEWEST
153 1988	55 1991
146 1983	62 1982
133 1976	64 1960
131 1975	66 1954
131 1985	69 2009/11

OPP (SEASON)

MOST	FEWEST
162 1981	60 1971
153 1978	65 1959
151 1993	69 1957
150 2006	70 1958
140 1980/91	70 1969

COLTS MOST (GAME)

18 at Det 10/19/58
18 vs. S.F. 11/22/59
18 vs. Buf 10/6/85
18 vs. Den 9/30/07

OPP MOST (GAME)

19 vs. Mia 10/29/72
19 vs. Dal 12/6/81
18 at G.B. 10/18/53

COLTS FEWEST (GAME)

0 vs. LA Rams 11/27/66
0 at N.E. 11/11/90
0 vs. Phi 12/19/93
0 vs. Ariz 1/1/06
0 vs. S.D. 11/28/10
0 vs. St.L. 11/10/13
0 at Dal 12/21/14
0 at Pit 12/6/15

OPP FEWEST (GAME)

0 vs. Chi 10/5/57
0 vs. S.F. 10/13/63
0 at Buf 10/10/71
0 at T.B. 9/11/94
0 at Ariz 9/27/09
0 at Min 12/18/16

PASSING

COLTS (SEASON)

MOST	FEWEST
253 2010	66 1953
251 2014	79 1963
241 2006/09	80 1982
238 2004	90 1954
237 2018	92 1955

OPP (SEASON)

MOST	FEWEST
225 2016	89 1982
214 1981	95 1953
210 2015	95 1971
209 2004	98 1955
203 2009	98 1960
203 2018	

COLTS MOST (GAME)

23 at Jax 10/3/10
23 vs. Hou 9/30/18
22 vs. NYJ 12/15/74
22 at N.E. 11/21/10
22 vs. Mia 11/4/12
22 at Jax 9/21/14

OPP MOST (GAME)

25 at Pit 10/26/14
24 at Min 9/28/69
24 at Mia 9/15/85
23 vs. Mia 12/9/84
22 at S.F. 10/18/98

COLTS FEWEST (GAME)

1 at Cle 9/16/73
1 vs. Buf 10/13/74
1 at Mia 11/23/75

OPP FEWEST (GAME)

1 at GBM 11/24/91
1 at Hou 9/22/02

RECORDS



PENALTY

COLTS (SEASON)

MOST	FEWEST
47 2004	10 1982
42 2012	11 1956
40 2014	12 1962
39 2015	
38 2016, 18	

OPP (SEASON)

MOST	FEWEST
35 2016	8 1996
34 1980	11 1960/71
33 2012/17	11 2009
32 1983/03/15	12 1958
31 2014	12 1959

COLTS MOST (GAME)

9 vs. Pit 10/30/77
7 vs. G.B. 11/2/58
7 vs. Det 11/19/67
7 vs. Buf 12/17/78
7 vs. Pit 9/14/80
7 at Ten 9/19/04
7 at Phi 11/7/10
7 at Pit 10/26/14
7 vs. Den 11/8/15

OPP MOST (GAME)

6 (10 times) Last: at Ten 10/23/16

NET YARDS

COLTS (SEASON)

MOST	FEWEST
6506 2014	2483 1982
6475 2004	2716 1953
6179 2018	2934 1954
6141 2000	3464 1955
6092 2010	3506 1973

OPP (SEASON)

MOST	FEWEST
6793 1981	2852 1971
6126 2016	3284 1958
6066 2015	3296 1982
5988 2012	3317 1960
5935 2011	3377 1968

COLTS MOST (GAME)

595 at Atl 11/12/67
576 vs. Min 12/16/62
574 vs. LA Rams 11/25/56
567 vs. Ten 12/5/04
555 vs. Buf 9/23/01

OPP MOST (GAME)

639 at Pit 10/26/14
622 at Min 9/28/69
597 at S.F. 12/13/53
590 at K.C. 10/31/04
583 at Dal 9/4/78

COLTS FEWEST (GAME)

69 vs. Det 11/6/54
70 at LA Rams 12/5/53
86 at N.E. 10/23/77
88 at Buf 11/28/82
99 at S.D. 11/1/92

OPP FEWEST (GAME)

49 at Buf 10/10/71
89 vs. T.B. 10/3/76
94 at N.E. 12/6/92
97 at Was 11/26/61
113 vs. Was 9/25/60

MOST BOTH TEAMS

1095 at K.C. 10/31/04
1087 at Pit 10/26/14
997 vs. LA Rams 11/25/56
985 vs. NYJ 9/24/72
964 at G.B. 11/15/59

FEWEST BOTH TEAMS

328 at Buf 12/1/74
346 at NYJ 11/11/84
355 vs. NYJ 10/29/95
359 at N.E. 12/6/92
373 at Buf 10/20/85

OFFENSIVE PLAYS

COLTS (SEASON)

MOST	FEWEST
1117 1979	596 1982
1109 2012	840 1964
1105 2014	849 1966
1088 2010	851 1968
1070 2018	860 1970

OPP (SEASON)

MOST	FEWEST
1116 1984	605 1982
1111 1981	746 1971
1109 1989	818 1967
1090 1994	827 1963
1084 2009	847 1973

COLTS MOST (GAME)

89 vs. G.B. 10/7/12
88 at S.F. 9/22/63
88 vs. Mia 12/14/75
87 vs. Den 11/10/74
86 vs. T.B. 10/3/76

OPP MOST (GAME)

88 vs. N.E. 10/29/89
86 at T.B. 10/4/92
85 vs. Dal 12/6/81
85 vs. Dal 12/6/81
84 at Min 9/28/69
84 vs. Buf 12/13/87
84 at Mia 9/21/09

COLTS FEWEST (GAME)

35 at Mia 9/21/09
37 vs. Den 12/21/03
38 at Buf 11/28/82
41 vs. Mia 10/28/90
41 at N.E. 10/8/00

OPP FEWEST (GAME)

34 vs. NYJ 11/16/03
38 vs. Ten 12/28/08
39 at S.F. 9/22/63
40 at Chi 9/21/75
40 vs. T.B. 10/7/07

RUSHING ATTEMPTS

COLTS (SEASON)

MOST	FEWEST
601 1983	293 1982
566 1977	335 1990
565 1976	345 1960
545 1988	354 1991
536 1973/75	364 1954

OPP (SEASON)

MOST	FEWEST
662 1978	325 1959
607 1981	331 1958
575 1993	348 1982
574 1980	352 1971
559 1984	375 1957/68

COLTS MOST (GAME)

60 vs. S.F. 11/22/59
58 at NYJ 10/20/74
58 at Atl 11/17/74
57 at NYJ 11/11/84
53 vs. Hou 11/1/76
53 at Phi 10/30/83

OPP MOST (GAME)

66 vs. Dal 12/6/81
58 at N.E. 12/26/93
56 at G.B. 10/18/53
56 at Buf 11/28/82
53 at Mia 10/27/74

COLTS FEWEST (GAME)

10 vs. Ariz 1/1/06
10 vs. Ten 12/30/07
10 at Hou 9/12/10
10 at Pit 10/26/14
10 at Dal 12/21/14

OPP FEWEST (GAME)

9 at Min 12/18/16
11 at Buf 10/10/71
11 at NYJ 12/7/97
12 at Den 12/11/83
12 vs. T.B. 10/7/07
12 at Ariz 9/27/09
12 at Jax 11/8/12
12 vs. Cin 10/19/14

RECORDS



YARDS

COLTS (SEASON)

MOST

2695	1983	1044	1982
2439	1985	1102	1992
2309	1976	1169	1991
2249	1988	1274	2008
2217	1975	1275	1954

FEWEST

OPP (SEASON)

MOST

3010	1978	1113	1971
2768	2006	1174	1957
2665	1981	1291	1958
2566	1998	1339	1968
2521	1993	1400	1969

FEWEST

COLTS MOST (GAME)

318	vs. G.B. 10/28/56
316	at Det 10/19/58
305	at Cle 11/11/56
299	vs. Hou 12/22/85
281	vs. Buf 10/6/85

OPP MOST (GAME)

375	at Jax 12/10/06
354	vs. Dal 12/6/81
352	at K.C. 12/23/12
315	at Mia 11/11/73
313	at Min 9/13/64

COLTS FEWEST (GAME)

1	at Dal 12/21/14
4	vs. Det 9/22/91
11	vs. Ariz 1/1/06
18	vs. St.L. 11/10/13
19	vs. LA Rams 9/26/54
19	vs. N.E. 11/16/14

OPP FEWEST (GAME)

4	at Buf 10/10/71
15	vs. Pit 11/3/57
17	vs. T.B. 10/7/07
20	vs. G.B. 10/28/56
20	at Cle 10/14/96

MOST BOTH TEAMS

548	vs. LA Rams 11/22/53
510	vs. Dal 12/6/81
469	at Chi 10/16/55
454	at LA Rams 12/9/61
449	vs. Den 9/30/07

FEWEST BOTH TEAMS

87	at Den 9/26/10
97	vs. Pit 10/31/71
106	vs. Cle 9/6/92
109	vs. N.E. 11/1/98
115	at NYJ 10/18/70

AVERAGE

COLTS (SEASON)

BEST

5.1	1956	2.9	1992
5.0	1985	3.3	1979
4.7	1958	3.3	1970
4.6	1961	3.3	1991
4.5	1983/01	3.4	96/08

LEAST

OPP (SEASON)

MOST

5.3	2006	3.1	1957
5.2	1953	3.2	1971
5.1	2012	3.5	1969
4.8	1959	3.5	1995
4.7	1998	3.6	(6 times)

FEWEST

COLTS BEST (GAME)

8.52	at Balt 11/29/98
8.00	at GBM 11/13/54
7.95	vs. G.B. 10/28/56
7.80	vs. Dal 12/6/81
7.77	at LA Rams 10/9/61

OPP BEST (GAME)

8.93	at Jax 12/10/06
8.12	at Min 11/17/63
8.00	at Det 11/25/04
8.00	at K.C. 12/23/12
7.77	vs. LA Rams 11/22/53

COLTS LEAST (GAME)

0.10	at Dal 12/21/14
0.29	vs. Det 9/22/91
1.04	vs. T.B. 11/29/15
1.10	vs. Ariz 1/1/06
1.12	vs. LA Rams 9/26/54

OPP LEAST (GAME)

0.36	at Buf 10/10/71
0.50	vs. Pit 11/3/57
0.96	vs. Det 9/29/57
1.11	vs. G.B. 10/28/56
1.11	at Cle 10/14/62

PASSING ATTEMPTS

COLTS (SEASON)

MOST

679	2010	266	1955
661	2014	279	1956
644	2018	283	1982
628	2012	300	1973
619	2015	313	1954

FEWEST

OPP (SEASON)

MOST

598	1994	246	1982
585	2015	297	1956
583	2009	298	1960
582	2016	312	1974
569	1995	313	1972

FEWEST

COLTS MOST (GAME)

62	vs. Hou 9/30/18
59	at Was 11/7/93
59	at N.E. 10/4/18
57	at NYJ 11/16/86
57	at Hou 9/12/10

OPP MOST (GAME)

62	at NYJ 10/18/70
57	vs. Hou 9/4/94
57	at Den 9/26/10
56	at Min 9/28/69
56	vs. Ten 12/18/11

COLTS FEWEST (GAME)

7	at LA Rams 12/18/65
8	vs. Mia 12/9/73
11	at Atl 11/17/74
12	vs. Chi 9/25/55
12	at G.B. 9/20/64

OPP FEWEST (GAME)

9	at Hou 10/23/05
11	at N.E. 12/26/93
12	vs. Chi 11/3/63
12	at Buf 10/13/91
12	vs. Buf 11/12/06

COMPLETIONS

COLTS (SEASON)

MOST

450	2010	126	1953
432	2018	134	1955
410	2014	137	1973
402	2009	142	1982
393	2008	158	1956

FEWEST

OPP (SEASON)

MOST

384	2018	138	1982
378	2016	144	1960
372	2009	158	1955
364	2004	161	1961
356	2010	165	1953/56

FEWEST

COLTS MOST (GAME)

40	at Hou 9/12/10
40	vs. Hou 9/30/18
39	vs. Cin 9/9/18
38	at N.E. 11/21/10
38	at N.E. 10/4/18

OPP MOST (GAME)

40	at Pit 10/26/14
38	vs. Ten 12/18/11
37	at Den 9/26/10
36	at Min 9/28/69
34	at NYJ 10/18/70
34	vs. Buf 10/8/89
34	vs. G.B. 9/26/04
34	at Balt 9/11/05
34	at N.E. 10/4/18

RECORDS



COLTS FEWEST (GAME)

3	at LA Rams 12/18/65
3	vs. Cle 9/26/71
3	vs. Buf 12/17/78
3	at Buf 11/28/82

OPP FEWEST (GAME)

4	vs. Was 10/26/58
4	vs. T.B. 10/3/76

YARDS

COLTS (SEASON-GROSS)

MOST		FEWEST	
5062	2014	1613	1982
4732	2004	1625	1953
4700	2010	1746	1973
4605	2009	1795	1955
4595	2018	1995	1954

OPP (SEASON-GROSS)

MOST		FEWEST	
4411	2016	1920	1982
4365	2015	2027	1971
4232	2004	2068	1960
4228	1981	2248	1958
4123	2017	2288	1955

COLTS MOST (GAME-GROSS)

472	at K.C. 10/31/04
469	vs. Min 12/16/62
464	vs. Hou 9/30/18
440	vs. Jax 9/25/00
433	at Hou 9/12/10
433	vs. Mia 11/4/12

OPP MOST (GAME-GROSS)

538	at Min 9/28/69
522	at Pit 10/26/14
496	vs. NYJ 9/24/72
476	at Den 9/26/10
469	vs. T.B. 10/16/88

COLTS FEWEST (GAME-GROSS)

21	at Cle 11/11/56
35	vs. Mia 12/9/73
44	vs. Buf 10/18/74
49	vs. Cle 9/26/71
53	vs. LA Rams 11/22/53

OPP FEWEST (GAME-GROSS)

46	vs. Was 10/26/58
46	at Buf 12/1/74
47	vs. Hou 10/14/79
48	at Hou 10/23/05
50	at GBM 11/24/91

MOST BOTH TEAMS (GROSS)

922	at Pit 10/26/14
872	vs. NYJ 9/24/72
861	at K.C. 10/31/04
801	at Den 9/26/10
787	vs. G.B. 9/26/04

FEWEST BOTH TEAMS (GROSS)

124	vs. Buf 12/17/78
128	at Buf 11/28/82
142	at Mia 11/23/75
144	at N.E. 10/19/75

COLTS (SEASON-NET)

MOST		FEWEST	
4894	2014	1257	1953
4623	2004	1439	1982
4609	2010	1475	1973
4515	2009	1631	1955
4461	2018	1659	1954

OPP (SEASON-NET)

MOST		FEWEST	
4200	2016	1726	1960
4128	1981	1739	1971
4114	2015	1823	1982
3944	2017	1913	1961
3892	2004	1993	1958

COLTS MOST (GAME-NET)

472	at K.C. 10/31/04
451	vs. Min 12/16/62
440	vs. Jax 9/25/00
437	vs. Hou 9/30/18
426	at Atl 11/12/67

OPP MOST (GAME-NET)

530	at Min 9/28/69
522	at Pit 10/26/14
522	vs. Chi 10/9/16
490	vs. NYJ 9/24/72
472	at Den 9/26/10

COLTS FEWEST (GAME-NET)

1	vs. Buf 10/13/74
4	at Cle 9/16/73
5	at Cle 11/11/56
9	vs. LA Rams 11/22/53
11	at N.E. 10/23/77

OPP FEWEST (GAME-NET)

6	at Hou 10/23/05
13	vs. T.B. 10/3/76
16	vs. Was 10/26/58
23	at N.E. 12/6/92
27	vs. Hou 10/14/79

MOST BOTH TEAMS (NET)

918	vs. Chi 10/9/16
907	at Pit 10/26/14
859	at K.C. 10/31/04
822	vs. NYJ 9/24/72
797	at Den 9/26/10

FEWEST BOTH TEAMS (NET)

54	at N.E. 10/19/75
81	at Mia 11/23/75
86	vs. Buf 12/17/78
109	vs. Hou 10/14/79
112	at Buf 10/14/73

COMPLETION PERCENTAGE

COLTS (SEASON)

BEST		WORST	
67.38	2005	39.50	1953
67.18	2008	45.67	1973
67.08	2018	49.87	1983
66.98	2004	50.00	1960
66.96	2003	50.12	1984

OPP (SEASON)

BEST		WORST	
71.20	2011	45.87	1961
70.84	2018	46.28	1958
68.40	2008	47.38	1977
67.39	2005	48.32	1960
65.54	2010	48.72	1959

COLTS BEST (GAME-20 ATT)

85.3	at Jax 12/18/08 (29-34)
83.9	vs. Atl 12/14/03 (26-31)
83.3	at Buf 10/16/94 (20-24)
82.6	vs. Cle 9/25/05 (19-23)
82.1	at Den 10/29/06 (32-39)

OPP BEST (GAME-20 ATT)

90.5	at Dal 12/21/14 (18-20)
88.6	at N.O. 10/23/11 (31-35)
86.4	at N.O. 11/18/01 (19-22)
86.2	vs. Oak 10/28/73 (25-29)
85.7	at Hou 9/21/80 (18-21)

SACKS ALLOWED

COLTS (SEASON)

MOST		FEWEST	
62	1997	13	2009
58	1984	14	1999/04/08
57	1991	15	2006
56	2017	16	2010
53	1986		

OPP (SEASON)

MOST		FEWEST	
59	1975	11	1982
57	1964	13	1981
56	1976	20	2000
47	1966	21	1974
47	1977	21	1993

COLTS MOST (GAME)

12	vs. St.L. 10/26/80
10	vs. T.B. 9/9/79
8	at Buf 12/1/74
8	vs. N.E. 11/26/78
8	vs. Sea 9/14/97
8	at Det 11/23/97

OPP MOST (GAME)

11	at LA Rams 11/22/64
11	vs. Cle 9/6/92
10	at Buf 11/13/77
10	at K.C. 11/2/80
10	vs. Jax 10/22/17

RECORDS



YARDS LOST - SACKS

COLTS (SEASON)

MOST		FEWEST	
487	1991	86	2008
480	1978	89	2006
436	1984	90	2009
424	1990	91	2010
418	1997	95	2005

OPP (SEASON)

MOST		FEWEST	
496	1975	97	1982
489	1964	100	1981
461	1976	121	1993
407	1961	155	1959
401	1966	157	2006

COLTS YDS LOST SACKS (GAME)

91	vs. N.E. 11/26/78
73	vs. K.C. 9/28/70
73	vs. St.L. 10/26/80
72	at Buf 12/1/74
72	vs. Cle 2/1/91

OPP YDS LOST SACKS (GAME)

102	at LA Rams 11/22/64
97	at Min 9/23/62
76	at Buf 10/10/71
75	at Min 11/17/63
74	at NYJ 10/26/75
74	vs. T.B. 10/3/76

TURNOVERS

PASSES HAD INTERCEPTED

COLTS (SEASON)

MOST		FEWEST	
30	1978	8	1975
29	1961	9	1964/06/17
28	1998	10	76/82/03/04/13
27	1953/66/69	11	58/95/96/05

OPP (SEASON)

MOST		FEWEST	
40	1959	5	1982
35	1958	8	1998
32	1967	8	2011
30	1960	9	1990
30	1977		

COLTS MOST (GAME)

8	vs. NYJ 9/23/73
6	at G.B. 10/8/61
6	vs. Mia 9/10/78
6	at S.D. 11/11/07

OPP MOST (GAME)

7	vs. LA Rams 12/4/54
7	vs. Chi 10/2/60

MOST BOTH TEAMS

9	at Phi 11/15/53
9	at NYJ 10/18/70
9	vs. NYJ 9/23/73

FUMBLES

COLTS (SEASON)

MOST		FEWEST	
41	1986	10	1998
38	1978	11	2009
37	1972	13	1967/06/08
36	1979	14	2005/07/10/13
36	1987		

OPP (SEASON)

MOST		FEWEST	
43	1987	11	2012
42	1953	11	1982
41	1986	14	1970
37	2002	15	2011
36	1978/04	16	2000/01

COLTS MOST (GAME)

7	vs. Mia 10/23/83
6	at NYJ 11/14/71
6	vs. NYJ 9/28/86
6	at NYJ 11/16/86
6	vs. Jax 11/23/14

OPP MOST (GAME)

8	at N.E. 10/7/73
---	-----------------

FUMBLES LOST

COLTS (SEASON)

MOST		FEWEST	
25	1963	4	2013
22	1972	5	98/07/08/09
21	1953	6	2017
21	1979	7	2004/16
20	1986/93	8	55/67/88/05/10

OPP (SEASON)

MOST		FEWEST	
27	1953	3	2012
25	1987	6	1982
22	1973	7	2017
21	1976	8	1961/67/00/15
20	1978/88		

COLTS MOST (GAME)

5	at Det 10/20/57
5	at G.B. 9/29/63

OPP MOST (GAME)

5	vs. LA Rams 11/23/58
---	----------------------

TOTAL TURNOVERS

COLTS (SEASON)

MOST		FEWEST	
48	1953	14	2013
47	1978	15	2017
44	1962	17	04/08
42	1961	18	1975
40	1979	19	1964/05/06/07

OPP (SEASON)

MOST		FEWEST	
56	1953	11	1982
52	1958	15	2012
49	1959	17	2011
47	1977	19	1998
45	1987	20	2017

COLTS MOST (GAME)

8	at G.B. 10/8/61 (6i/2f)
8	vs. Cle 9/26/71 (5i/3f)
8	vs. NYJ 9/23/73 (8i)

OPP MOST (GAME)

9	vs. LA Rams 11/23/58 (5f/4i)
9	at LA Rams 12/4/54 (7i/2f)
8	at S.F. 11/29/54 (5i/3f)
8	vs. Chi 10/2/60 (7i/1f)
8	at Phi 11/15/63 (6i/2f)

TURNOVER DIFFERENTIAL

COLTS (SEASON)

BEST	WORST
+30	1958
+26	1959
+23	1975
+22	1964
+21	1977
	-13
	-13
	2001

PENALTIES

COLTS (SEASON)

MOST		FEWEST	
137	1979	51	1960
122	1992	52	1967
120	1983/18	52	1982
108	2015	53	1956
106	1981/97/98/04	55	1958

OPP (SEASON)

MOST		FEWEST	
133	2015	58	1963
131	2018	59	1960
130	1999	59	1964
128	2012	59	1982
125	2016	60	57/58

COLTS MOST (GAME)

16	at Den 12/11/83
15	at Buf 9/18/83
14	at K.C. 9/2/79
14	at Buf 9/21/97

OPP MOST (GAME)

19	vs. Buf 9/23/01
17	vs. Pit 10/30/77
16	vs. Chi 12/5/65
15	vs. Chi 11/21/54
15	at NYJ 9/8/96
15	vs. S.D. 11/3/96
15	at N.E. 9/19/99

RECORDS



COLTS FEWEST (GAME)

0	vs. S.F. 10/26/69
0	at GBM 9/10/66
0	vs. NYJ 10/30/94
0	at K.C. 12/15/96
0	at Cle 12/26/99

OPP FEWEST (GAME)

0	at LA Rams 12/18/65
0	vs. St.L. 10/12/64

YARDS PENALIZED

COLTS (SEASON)

MOST	FEWEST
1239	1979
986	1983
958	1992
953	2018
943	1995
433	1982
458	1967
483	1973
504	1960
507	1956

OPP (SEASON)

MOST	FEWEST
1208	2012
1168	2015
1159	2016
1115	2018
1093	1999
466	1982
486	1956
538	1960
543	2008
546	1957

COLTS MOST (GAME)

153	at Buf 9/18/83
151	at Buf 10/19/86
131	at Ten 10/23/16
127	at Chi 10/16/55
126	at Mia 10/15/87

OPP MOST (GAME)

148	vs. Chi 11/21/54
146	vs. N.E. 11/4/07
145	at Jax 10/2/16
142	vs. Chi 12/5/65
139	vs. Dal 10/15/72

PUNTS

COLTS (SEASON)

MOST	FEWEST
101	1979
98	1984
94	1978
91	1983
88	2011
42	1961
46	1982
48	2006
49	1966/67/
68	

OPP (SEASON)

MOST	FEWEST
95	1979
90	2014
88	1971
83	1975/99/14
82	1987/00
41	1982
47	73/06
48	1981
50	1959
52	2004

COLTS MOST (GAME)

12	at NYJ 9/25/77
12	at Buf. 10/6/96
11	at Chi 10/10/54
11	at S.F. 11/29/64
11	at Mia 11/11/73
11	at N.E. 10/19/75

OPP MOST (GAME)

11	vs. NYJ 9/19/71
11	at K.C. 9/2/79
11	at Buf 10/6/96
11	vs. Hou 12/1/02
11	vs. Cin 10/19/14

MOST BOTH TEAMS

23	at Buf. 10/6/96
21	at K.C. 9/2/79
20	vs. Den 9/11/83
20	vs. Hou 12/1/02
20	vs. N.O. 10/25/15

COLTS FEWEST (GAME)

0	vs. Cle 11/1/59
0	vs. Det 11/19/67
0	at S.D. 11/7/76
0	vs. N.E. 9/1/91
0	vs. Buf 9/23/01
0	vs. Ten 12/5/04
0	at Hou 10/23/05

OPP FEWEST (GAME)

0	at S.F. 12/13/53
0	vs. G.B. 11/6/60
0	at Dal 9/4/78
0	at Phi 11/15/81
0	at Buf 9/9/90
0	vs. Jax 12/2/07

AVERAGE

COLTS (SEASON)

BEST		WORST	
48.41	2016	34.47	1957
47.67	2015	36.21	1979
47.57	2012	37.14	1974
46.70	2014	37.19	1954
46.57	2011	37.29	1958

OPP (SEASON)

BEST		WORST	
47.52	2016	35.74	1978
47.50	2014	36.21	1977
47.04	2012	36.89	1976
46.41	1960	37.17	1987
46.28	2017	37.40	1973

INTERCEPTION RETURN YARDS

COLTS (SEASON)

MOST	FEWEST
577	1959
514	1958
493	1975
483	1968
453	1967
75	1985
87	1974
97	1998
100	2016
106	1969

OPP (SEASON)

MOST	FEWEST
545	2001
529	1978
469	1953
461	1992
438	1966
111	1975
117	1983
119	1964
119	2011
125	2003

COLTS MOST (GAME)

144	vs. G.B. 11/2/58
138	at Chi 11/17/57
136	at S.F. 10/13/68
135	vs. Cle 12/10/89
126	at N.E. 12/11/94

OPP MOST (GAME)

162	at Den 11/27/77
161	at G.B. 10/19/08
143	vs. S.D. 11/4/84
132	vs. N.E. 11/15/92
129	vs. NYJ 12/15/74

COLTS MOST TDS (SEASON)

4	1959/65/68/75/96/12/15
3	1967/70/94

OPP MOST TDS (SEASON)

6	2001
4	1973/92/10/17

PUNT RETURNS

COLTS (SEASON)

MOST	FEWEST
53	1963
48	1955
48	1964
45	1965
45	1966/14
12	1981
14	1982
22	2008/16
23	1960/06
24	73/04/05/18

OPP (SEASON)

MOST	FEWEST
62	1984
55	1983
53	1978
52	1986
51	1975/89
15	1960
17	2016
18	1961
19	1963/68/17

RECORDS



COLTS MOST (GAME)

9 at LA Rams 11/22/64
9 at K.C. 9/2/79

OPP MOST (GAME)

8 vs. LA Rams 11/27/66
8 vs. Buf 10/13/74
8 vs. Den 10/22/78
8 vs. S.D. 11/26/89
8 vs. N.O. 10/25/15

YARDS

COLTS (SEASON)

MOST	FEWEST
485	1963
453	1964
449	1985
447	1996
439	1975

OPP (SEASON)

MOST	FEWEST
642	1983
600	1984
572	1985
558	1989
550	2011

COLTS MOST (GAME)

164 vs. NYJ 9/19/71
148 at GBM 10/14/56
141 vs. S.D. 11/3/96
124 at N.E. 11/11/90
111 vs. Buf 11/25/12

OPP MOST (GAME)

145 vs. St.L. 11/10/13
123 at K.C. 11/2/80
117 vs. N.E. 11/15/09
117 at N.E. 11/18/12
114 at G.B. 12/7/68

COLTS LEAST (GAME)

-8 at S.D. 10/23/88
-5 at Pit 11/22/92
-5 at S.D. 11/11/07

OPP LEAST (GAME)

-5 vs. Hou 9/13/92
-4 vs. Phi 12/6/70
-3 vs. Hou 12/31/17

COLTS MOST TDS (SEASON)

2 1992

OPP MOST TDS (SEASON)

3 2015
2 1956

FAIR CATCHES

MOST (SEASON)

COLTS	OPP
34	1971
28	2015/18
26	1970
25	2005/13/14
24	1992/10/11

COLTS MOST (GAME)

6 vs. Cin 10/19/14
6 vs. Jax 10/4/15
5 vs. Det 12/7/69
5 at N.E. 10/3/71
5 vs. LA Rams 11/8/71
5 vs. G.B. 10/7/12

OPP MOST (GAME)

6 at S.F. 10/13/68
6 vs. Jax 10/22/17
5 at Mia 11/11/79

KICKOFF RETURN

COLTS (SEASON)

MOST	FEWEST
84	1981/01
74	1978
74	1986
71	1998
70	1979

OPP (SEASON)

MOST	FEWEST
93	2003
92	2004
89	2005
87	2001
83	1999

COLTS MOST (GAME)

9 at Chi 10/21/56
9 at N.E. 11/18/79
9 at Buf 9/21/97
9 at Balt 12/2/01
9 vs. S.D. 11/28/10

OPP MOST (GAME)

10 vs. Buf 12/12/76
10 vs. Den 10/31/88
9 at N.O. 9/28/03
9 vs. Ten 12/5/04

YARDS

COLTS (SEASON)

MOST	FEWEST
1832	2001
1651	1981
1648	1978
1545	2004
1510	2003

OPP (SEASON)

MOST	FEWEST
2029	06/07
2006	2001
1999	2003
1978	2005
1960	2004

COLTS MOST (GAME)

274 vs. NYJ 9/24/72
252 vs. S.D. 12/26/04
219 at Dal 9/4/78
213 vs. Sea 9/14/97
204 at Chi 10/21/56
204 vs. Cin 10/11/81

OPP MOST (GAME)

268 at Sea 10/15/00
266 at Hou 10/23/05
249 vs. NYJ 11/16/03
233 at Hou 9/23/07
230 vs. Chi 10/4/58
230 vs. N.E. 12/21/75

COLTS LEAST (GAME)

0 (27 times)

OPP LEAST (GAME)

-2 at G.B. 10/19/08

COLTS MOST TDS (SEASON)

2 1958/68

OPP MOST TDS (SEASON)

3 2007
2 1977/03/06

OPPONENTS BEST GAMES

SCORING

MOST POINTS

33 Paul Hornung at G.B. 10/8/61
30 Jim Brown vs. Cle 11/1/59
30 Paul Hornung vs. G.B. 12/12/65
24 Marshall Faulk at St.L 12/30/01
24 Jason Gray vs. N.E. 11/16/14

MOST KICK-SCORING POINTS

24 Jason Myers vs. NYJ 10/14/18
18 Nate Kaeding vs. S.D. 11/28/10
18 Ryan Succop at Ten 10/16/17
17 Greg Davis at S.D. 10/26/97
17 John Hall vs. NYJ 12/23/01
17 Shayne Graham at Hou 12/16/12
16 Curt Knight at Was 11/18/73
16 Jason Stautovskiy vs. N.E. 12/3/89
16 Doug Pfeiffer vs. Cin 9/3/95
16 Olindo Mare vs. Mia 12/31/06
16 Nick Novak vs. Hou 12/11/16

RECORDS



MOST TOUCHDOWNS

5	Jim Brown vs. Cle 11/1/59
5	Paul Hornung vs. G.B. 12/12/65
4	Paul Hornung at G.B. 10/8/61
4	Marshall Faulk at St.L. 12/30/01
4	Jonas Gray vs. N.E. 11/16/14

MOST PATS

8	John Kasay at N.O. 10/23/11
8	Stephen Gostkowski at N.E. 11/18/12
7	George Blanda at Chi 10/21/56
7	Fred Cox at Min 9/28/69
7	Shaun Suisham at Pit 10/26/14

MOST PAT ATTEMPTS

8	George Blanda at Chi 10/21/56
8	John Kasay at N.O. 10/23/11
8	Roger Leclerc vs. Chi 11/25/62
7	Fred Cox at Min 9/28/69
7	Shaun Suisham at Pit 10/26/14
7	Jason Myers at Jax 12/13/15

MOST FIELD GOALS

7	Jason Myers at NYJ 10/14/18
5	Curt Knight at Was 11/18/73
5	Jason Staurovsky at N.E. 12/3/89
5	Doug Pelfrey vs. Cin 9/3/95
5	Greg Davis at S.D. 10/26/97
5	John Hall vs. NYJ 12/23/01
5	Olindo Mare vs. Mia 12/31/06
5	Ryan Longwell at Min 9/14/08
5	Billy Cundiff at Balt 11/22/09
5	Nate Kaeding vs. S.D. 11/28/10
5	Shayne Graham at Hou 12/16/12
5	Nick Novak vs. Hou 12/11/16
5	Ryan Succop at Ten 10/16/17

MOST FIELD GOAL ATTEMPTS

7	Jason Staurovsky at N.E. 12/3/89
7	Jason Myers at NYJ 10/14/18
6	Pat Leahy at NYJ 11/29/81
6	Greg Davis at S.D. 10/26/97
6	Scott Norwood at Buf 9/9/90
6	John Hall vs. NYJ 12/23/01
6	Ryan Longwell at Min 9/14/08
6	Billy Cundiff at Balt 11/22/09

LONGEST FIELD GOAL

60	Rob Bironas at Ten 12/3/06
59	Josh Scobee at Jax 10/3/10
59	Sebastian Janikowski at Oak 12/26/10
56	Chip Lohmiller vs. Was 12/22/90
56	Kris Brown vs. Hou 11/8/09

RUSHING

MOST ATTEMPTS

37	Jonas Gray vs. N.E. 11/16/14
35	Curtis Martin at N.E. 11/24/96
33	Rodney Hampton at NYG 12/12/93
33	Fred Jackson at Buf 1/3/10
33	Arian Foster at Hou 9/12/10

MOST YARDS

231	Arian Foster at Hou 9/12/10
226	Jamaal Charles at K.C. 12/23/12
216	Barry Sanders at Det 11/23/97
212	Fred Jackson at Buf 1/3/10
205	Dan Towler vs. LA Rams 11/22/53

HIGHEST AVG. (7 ATT. MIN)

14.6	Dan Towler vs. LA Rams 11/22/53
14.6	Fred Taylor at Jax 12/10/06
13.6	T.J. Yeldon vs. Jax 10/22/17
13.3	Floyd Reid vs. G.B. 10/31/53
12.7	Nick Pietrosante at Det 10/23/60

LONGEST RUSH

86t	Jamaal Charles at K.C. 12/23/12
83t	Michael Turner vs. S.D. 12/18/05
81t	Rick Casares at Chi 10/16/55
80t	Barry Sanders at Det 11/23/97
78t	O.J. Simpson at Buf 10/14/73
78t	Kenneth Davis at Buf 10/6/91

MOST TOUCHDOWNS

5	Jim Brown vs. Cle 11/1/59
4	Jonas Gray vs. N.E. 11/16/14

PASSING

MOST ATTEMPTS

62	Joe Namath at NYJ 10/18/70
57	Kyle Orton at Den 9/26/10
52	Kurt Warner at Ari 9/27/09
52	Eli Manning at NYG 11/3/14
51	Steve Young at S.F. 10/18/98

MOST COMPLETIONS

40	Ben Roethlisberger at Pit 10/26/14
37	Kyle Orton at Den 9/26/10
34	Joe Namath at NYJ 10/18/70
33	Steve Young at S.F. 10/18/98
33	Seneca Wallace vs. Sea 10/4/09
33	Brian Hoyer vs. Chi 10/9/16
33	Alex Smith at Was 9/16/18

MOST YARDS

522	Ben Roethlisberger at Pit 10/26/14
496	Joe Namath vs. NYJ 9/24/72
476	Kyle Orton at Den 9/26/10
469	Vinny Testaverde vs. TB. 10/16/88
449	Joe Kapp at Min 9/28/69

HIGHEST COMP. PCT. (MIN. 20 ATT.)

90.0	Tony Romo at Dal 12/21/14 (18-20)
88.6	Drew Brees at N.O. 11/23/11 (31-35)
86.4	Aaron Brooks at N.O. 11/18/01 (19-22)
86.2	Ken Stabler vs. Oak 10/28/73 (25-29)
85.7	Ken Stabler at Hou 9/21/80 (18-21)

LONGEST COMPLETION

99t	Karl Sweetan to Pat Studstill vs. Det 10/16/66
95t	Todd Collins to Quinn Early vs. Buf 12/1/96
92t	Roger Staubach to Tony Dorsett at Dal 9/4/78

LONGEST COMPLETION cont...

91t	Tom Brady to David Patten vs. N.E. 10/21/01
88t	Jim Plunkett to Randy Vataha vs. N.E. 12/19/71

MOST TD PASSES

7	Joe Kapp at Min 9/28/69
6	Joe Namath vs. NYJ 9/24/72
6	Ben Roethlisberger at Pit 10/26/14
5	Dan Fouts at S.D. 12/26/82
5	Mark Malone at Pit 9/8/85
5	Drew Brees at N.O. 10/23/11

MOST INTERCEPTIONS

7	Zeke Bratkowski vs. Chi 10/2/60
6	Norm Van Brocklin at LA Rams 12/4/54
6	Joe Namath at NYJ 10/18/70

MOST ATTS NO INTS (GAME)

51	Steve Young at S.F. 10/18/98
50	Blake Bortles vs. Jax 10/4/15
49	Ben Roethlisberger at Pit 10/26/14
48	Dan Marino at Mia 9/15/85
47	Donovan McNabb at Phil 11/10/02
47	Colt McCoy vs. Was 11/30/14

RECEPTIONS

MOST RECEPTIONS

21	Brandon Marshall vs. Den 12/13/09
13	Al Toon vs. NYJ 11/6/88
13	Calvin Johnson at Det 12/2/12
13	Chris Thompson at Was 9/16/18
12	Eddie Bell at NYJ 10/18/70
12	Henry Ellard at LA Rams 9/17/89
12	Keith Byars at Phil 9/30/90
12	Ben Coates vs. N.E. 11/27/94
12	Jabar Gaffney at Den 9/26/10
12	Andre Johnson vs. Hou 12/30/12

MOST YARDS

231	Dave Parks vs. S.F. 10/3/65
230	Henry Ellard at LA Rams 9/17/89
229	Andre Johnson vs. Hou 11/3/13
210	Drew Hill vs. Hou 12/22/85
206	Cris Collinsworth at Cin 10/2/83

AVG. GAIN (3 REC. MIN)

50.3	Jack Snow vs. LA Rams 10/15/67
48.0	Harlon Hill at Chi 10/10/54
47.7	Stanley Morgan at N.E. 9/18/78
41.7	Raghib Ismail at Oak 10/22/95
41.3	Nat Moore vs. Mia 10/10/76

TOUCHDOWNS

3	(22 times) Last: Antonio Brown vs. Pit 11/24/16
---	---

RECORDS



INTERCEPTIONS

MOST INTERCEPTIONS

3	Jim David vs. Det 10/6/56
3	Jack Christiansen at Det 11/7/53
3	Jack Butler vs. Pit 11/3/57
3	Jim Kerr at Was 11/26/61
3	Johnny Robinson vs. K.C. 9/28/70
3	Rich Sowell vs. NYJ 9/23/73
3	Antonio Cromartie at S.D. 11/11/07

MOST RETURN YARDS

105	Henry Jones at Buf 9/20/92
99	Aaron Rouse at G.B. 10/19/08
92	Erik McMillan at NYJ 10/1/89
87	Bobby Dillon at GBM 10/14/56
87	Dave Robinson vs. G.B. 12/12/65
87	Alfonzo Dennard at N.E. 11/18/12

LONGEST RETURN

99t	Aaron Rouse at G.B. 10/19/08
92t	Erik McMillan at NYJ 10/1/89
87t	Dave Robinson vs. G.B. 12/12/65
87t	Alfonzo Dennard at N.E. 11/18/12
82t	Henry Jones at Buf 9/20/92
82t	Chris Singleton vs. N.E. 11/15/92

TOUCHDOWNS

2	Henry Jones at Buf 9/20/92
---	----------------------------

PUNTING

MOST (GAME)

11	Steve O'Neal vs. NYJ 9/19/71
11	Bob Grupp at K.C. 9/2/79
11	Chris Mohr at Buf 10/6/96
11	Chad Stanley vs. Hou 12/1/02
11	Kevin Huber vs. Cin 10/19/14

MOST YARDS

558	Kevin Huber vs. Cin 10/19/14
511	Bob Grupp at K.C. 9/2/79
487	Thomas Morstead vs. N.O. 10/25/15
450	Steve O'Neal vs. NYJ 9/19/71
444	Chris Mohr at Buf 10/6/96

BEST AVG. (4-MIN)

55.6	Tom Tupa vs. N.E. 9/7/97
55.5	Shane Lechler vs. Oak 10/10/04
54.7	Brett Kern at Ten 12/28/14
54.5	Shane Lechler at Hou 10/9/14
53.8	Brad Nortman at Jax 10/2/16

LONGEST PUNT

79	Chuck Ramsey vs. NYJ 10/15/78
79	Brett Kern at Ten 12/28/14
78	Brad Nortman at Jax 10/2/16
76	Larry Barnes at S.F. 12/8/57
76	Bobby Walden at Min 10/22/67

PUNT RETURNS

MOST (GAME)

8	Rick Upchurch vs. Den 10/22/78
8	Phil McConkey vs. S.D. 11/26/89
8	Marcus Murphy vs. N.O. 10/25/15
7	Danny Reece vs. T.B. 9/9/79
7	Dino Hall at Cle 10/26/81
7	Willie Drewery at Hou 11/23/86
7	Chris Hale at Buf 9/20/92
7	Eric Guliford at Car 12/3/95

MOST YARDS

145	Tavon Austin vs. St.L. 11/10/13
123	J.T. Smith at K.C. 11/2/80
117	Wes Welker vs. N.E. 11/15/09
117	Julian Edelman at N.E. 11/18/12
111	Antwaan Randle-El vs. Was 10/22/06

LONGEST RETURN

98t	Tavon Austin vs. St.L. 11/10/13
91t	Nate Burleson vs. Min 11/8/04
87t	Antwaan Randle-El vs. Was 10/22/06
83t	Omar Bolden vs. Den 11/8/15
80t	Stanley Morgan at N.E. 11/18/79

HIGHEST AVG. (2 MIN)

58.5	Julian Edelman at N.E. 11/18/12
55.5	Antwaan Randle-El vs. Was 10/22/06
48.0	Nate Burleson vs. Min 11/8/04
45.5	Jake Scott at Mia 11/22/70
44.0	Willie Wood at G.B. 10/8/61

MOST FAIR CATCHES

6	Jaydon Mickens vs. Jax 10/22/17
4	Kermit Alexander at S.F. 10/13/68
4	Thom Darden at Cle 9/16/73
4	Rod Woodson vs. Pit 10/6/91
4	Rod Woodson at Pit 11/22/92
4	Walter Stanley at N.E. 12/6/92
4	Jeff Ogden at Mia 12/17/00
4	Quan Cosby vs. Cin 11/14/10
4	Keshawn Martin at Hou 10/9/14
4	Corey Clement at Phi 9/23/18

KICKOFF RETURNS

MOST (GAME)

8	Allen Rossum at Phi 11/21/99
8	Chris Johnson vs. St.L. 10/17/05
8	Tab Perry at Cin 11/20/05

MOST YARDS

266	Jerome Mathis at Hou 10/23/05
242	Jonathan Carter vs. NYJ 11/16/03
233	Jerome Mathis at Hou 9/23/07
211	Roell Preston vs. G.B. 11/16/97
206	Allen Carter vs. N.E. 12/21/75

LONGEST RETURN

106t	Brad Smith vs. NYJ 12/27/09
103t	Tom Wilson vs. LA Rams 11/25/56
103t	Herb Adderley at G.B. 11/18/62

LONGEST RETURN cont...

103t	Justin Miller at NYJ 10/1/06
102t	Curtis Brown at Buf 9/24/78

LONGEST NON-SCORING RETURN

96	Joe Arenas at S.F. 12/16/56
----	-----------------------------

HIGHEST AVG. (2 MIN)

67.3	Lenny Lyles at S.F. 12/18/60
62.0	Willie Galimore vs. Chi 10/4/58
61.5	Tom Wilson vs. LA Rams 11/25/56
60.0	Lance Rentzel at Min 11/14/65

FUMBLE RETURNS

LONGEST

83t	Clayton Fejedelem vs. Cin 9/9/18
80t	Phil Wise at NYJ 12/2/73
78t	Darrell Green at Was 11/7/93
75t	Derrol Ray at NYJ 9/7/80

OPPONENTS CAREER

BEST

MOST POINTS

207	Pat Leahy N.Y. Jets
143	Steve Christie T.B./Buf
140	Josh Scobee Jacksonville
138	Paul Hornung Green Bay
122	Adam Vinatieri New England
122	Rob Bironas, Tennessee

MOST TOUCHDOWNS (R-P-RT)

16	Paul Hornung Green Bay (13-3-0)
16	Andre Reed Buffalo (0-16-0)
14	Stanley Morgan New England (0-13-1)
14	Maurice Jones-Drew Jax (10-3-1)
13	Rick Casares Chicago (11-2-0)
13	Jim Taylor G.B./N.O. (12-1-0)

MOST PATS

69	Pat Leahy N.Y. Jets
52	John Smith New England
47	Adam Vinatieri New England
42	George Blanda Chi/Oak

MOST PAT ATTEMPTS

74	Pat Leahy N.Y. Jets
56	John Smith New England
47	Adam Vinatieri New England
44	Uwe Von Schamann Miami
43	George Blanda Chi/Oak
43	Garoy Yepremian Det/Mia

MOST FGs

46	Pat Leahy N.Y. Jets
35	Steve Christie T.B./Buf
35	Josh Scobee Jacksonville
31	Rob Bironas Tennessee
27	Olindo Mare Mia/N.O./Sea/Car

RECORDS



MOST FG ATTS

62	Pat Leahy N.Y. Jets
45	Josh Scobee Jacksonville
44	Steve Christie T.B./Buf
38	Rob Bironas Tennessee
34	Garo Yepremian Det/Mia

MOST CONSECUTIVE FGs

18	Tony Franklin Phil/N.E.
15	Adam Vinatieri* New England
13	Nate Kaeding* San Diego
13	Olindo Mare Miami
12	John Smith New England
12	Rob Bironas Tennessee

MOST 50+ FGs

5	Rob Bironas Tennessee
5	Josh Scobee Jacksonville
4	Jason Hanson Detroit
2	John Carney S.D./N.O.
2	Steve Christie T.B./Buf
2	Sebastian Janikowski Oakland
2	Nate Kaeding San Diego
2	Chip Lohmiller Washington
2	Jim Martin Det/Bal/Was
2	Nick Novak Houston
2	Pete Stoyanovich Mia/K.C.

MOST RUSHING ATTEMPTS

345	Curtis Martin N.E./NYJ
304	Thurman Thomas Buffalo
271	Maurice Jones-Drew Jacksonville
251	Jim Taylor G.B./N.O.
250	O.J. Simpson Buffalo

MOST RUSHING YARDS

1645	Curtis Martin N.E./NYJ
1428	Maurice Jones-Drew Jacksonville
1251	Fred Taylor Jacksonville
1230	Thurman Thomas Buffalo
1197	O.J. Simpson Buffalo

MOST RUSHING TOUCHDOWNS

13	Paul Hornung Green Bay
12	Jim Taylor G.B./N.O.
11	Rick Casares Chicago
10	Antowain Smith Buf/N.E.
10	Maurice Jones-Drew Jacksonville

MOST 100+ GAMES

9	Curtis Martin N.E./NYJ
8	Maurice Jones-Drew Jacksonville
7	Freeman McNeil N.Y. Jets
6	O.J. Simpson Buffalo
6	Fred Taylor Jacksonville

MOST PASSING ATTEMPTS

1030	Dan Marino Miami
518	Drew Bledsoe N.E./Buf
512	John Brodie San Francisco
500	Joe Ferguson Buffalo
500	Jim Kelly Buffalo

MOST PASSING COMPLETIONS

624	Dan Marino Miami
321	Tom Brady New England
315	Drew Bledsoe N.E./Buf
300	Jim Kelly Buffalo
275	John Brodie San Francisco

MOST PASSING YARDS

7537	Dan Marino Miami
3752	Jim Kelly Buffalo
3667	Joe Ferguson Buffalo
3622	Drew Bledsoe N.E./Buf
3570	Steve Grogan New England

MOST PASSING TOUCHDOWNS

54	Dan Marino Miami
32	Tom Brady New England
31	Joe Ferguson Buffalo
28	Jim Kelly Buffalo
25	Drew Bledsoe N.E./Buf

MOST PASSES INTERCEPTED

29	John Brodie San Francisco
27	Bart Starr Green Bay
24	Y.A. Tittle S.F./N.Y.G.
24	Steve Grogan New England
22	Bill Wade LA Rams/Chi.

MOST 300+ GAMES

7	Dan Marino Miami
5	Warren Moon Hou./Sea.
5	Tom Brady New England
4	Bill Wade LA Rams/Chi.

MOST RECEPTIONS

128	Andre Reed Buffalo
125	Andre Johnson Houston
79	Al Toon N.Y. Jets
79	Stanley Morgan New England
74	Irving Fryar N.E./Mia./Phi/Was

MOST RECEPTION YARDS

1718	Andre Reed Buffalo
1621	Andre Johnson Houston
1615	Stanley Morgan New England
1094	Billy Wilson San Francisco
1072	Tony Martin Atl./Mia./S.D.

MOST TOUCHDOWN RECEPTIONS

16	Andre Reed Buffalo
13	Stanley Morgan New England
11	Nat Moore Miami
10	Andre Johnson Houston
8	Wesley Walker N.Y. Jets
8	Billy Wilson San Francisco
8	Billy Howton G.B./Dal.
8	Howard Cassady Detroit
8	Tony Martin Atl./Mia/S.D.
8	Bill McColl Chicago

MOST 100+ GAMES

8	Stanley Morgan New England
6	Andre Johnson Houston
5	Tony Martin Atl./Mia/S.D.

MOST INTERCEPTIONS

11	Bobby Dillon Green Bay
10	Jack Christensen Detroit
9	Dick LeBeau Detroit
8	Michael Haynes N.E./Oak

MOST INTERCEPTION YARDS

181	Bobby Dillon Green Bay
172	Herb Adderley Green Bay
140	Michael Haynes N.E./Oak
139	Hank Gremminger Green Bay
137	Glenn Blackwood Miami

MOST TOUCHDOWNS

2	Kevin Burnett Dal/S.D.
2	Henry Jones Buffalo
2	Ty Law New England
2	Otis Smith N.E./NYJ

MOST PUNTS

106	Chris Mohr Buf/Atl
83	John Kidd Buf/S.D./Mia/NYJ
81	Tommy Davis San Francisco
78	Rich Camarillo N.E./Ariz/Hou
78	Reggie Roby Mia/Was/S.F.
78	Brett Kern Ten/Den

MOST PUNT YARDS

4278	Chris Mohr Buf/Atl
3603	Tommy Davis San Francisco
3574	John Kidd Buf/S.D./Mia/NYJ
3521	Shane Lechler Oak/Hou
3497	Brett Kern Ten/Den

HIGHEST AVERAGE (MIN. 25 ATT.)

48.2	Shane Lechler Oak/Hou
47.7	Kevin Huber, Cincinnati
46.5	Boyd Dowler Green Bay
46.5	Yale Lary Detroit
45.8	Brian Moorman Buffalo

MOST TOUCHBACKS

12	Chris Mohr Buffalo
11	Rich Camarillo N.E./Ariz/Hou
9	Yale Lary Detroit
9	Lee Johnson Cin/Cle/N.E./Ten
8	Tom Tupa Cle/N.E./NYJ/T.B.
8	Craig Hentrich G.B./Ten

MOST INSIDE 20

28	Shane Lechler Oak/Hou
27	Rich Camarillo N.E./Ariz/Hou
26	John Kidd Buf/S.D./Mia/NYJ
26	Chris Mohr Buf/Atl
25	Brett Kern Ten/Den



PLAYOFF RECORDS

COLTS INDIVIDUAL CAREER AND SINGLE-GAME PLAYOFF RECORDS (*Denotes Super Bowl)

SERVICE

MOST GAMES:

- 21 Reggie Wayne, 2002-14
- 19 Peyton Manning, 1998-11
Jeff Saturday, 1999-11
- 18 Justin Snow, 2000-11
Robert Mathis, 2003-13
- 17 Dwight Freeney, 2002-12
- 16 Raheem Brock, 2002-09
Ryan Diem, 2002-11
Marvin Harrison, 1996-08
- 15 Gary Brackett, 2003-10
Hunter Smith, 1999-08
Adam Vinatieri, 2006-18
- 13 Tarik Glenn, 1997-06
Antoine Bethea, 2006-13
- 12 Dallas Clark, 2003-11

SCORING

MOST POINTS

CAREER:

- 121 Adam Vinatieri, 2006-18
- 56 Reggie Wayne, 2001-14
- 54 Mike Vanderjagt, 1998-05
- 30 Edgerrin James, 1999-05
- 26 Jim O'Brien, 1970-72

GAME:

- Colts: 18 Tom Matte at Cleveland
12/29/68 (3 TD rushing)
- 15 Adam Vinatieri at Baltimore
1/13/07
- 14 Adam Vinatieri vs. Cincinnati
1/4/15
- 12 (16 times) Last: LaVon Brazill
at New England 1/11/14
- Opp: 24 LeGarrette Blount at New
England 1/11/14 (4 TD rushing)
- 18 Gary Collins at Cleveland
12/27/64 (3 TD receiving)
Dave Casper vs. Oakland
12/24/77 (3 TD receiving)
LeGarrette Blount at New
England 1/18/15 (3 TD rushing)
- 16 Adam Vinatieri at New
England 1/18/04
- 14 Ryan Succop vs. Kansas City
1/4/14
- 14 Stevan Ridley at New England
1/11/14

GAME:

- Opp: cont...
13 Al Del Greco vs. Tennessee
1/16/00
- 12 (11 times) Last: Knile Davis vs.
Kansas City 1/4/14

MOST TOUCHDOWNS

CAREER:

- 9 Reggie Wayne, 2001-14
- 5 Edgerrin James, 1999-05
- 4 Dallas Clark, 2003-11
Joseph Addai, 2006-11
- 3 Tom Matte, 1961-72
Peyton Manning, 1998-11
Brandon Stokley, 2003-06
T.Y. Hilton, 2012-18

MOST TOUCHDOWNS

GAME:

- Colts: 3 Tom Matte at Cleveland
12/29/68 (3 TD rushing)
- 2 (13 times) Last: LaVon Brazill at
New England 1/11/14
- Opp: 4 LeGarrette Blount at New
England 1/11/14 (4 TD rushing)
- 3 Gary Collins at Cleveland
12/27/64 (3 TD receiving)
Dave Casper vs. Oakland
12/24/77 (3 TD receiving)
LeGarrette Blount at New
England 1/18/15 (3 TD rushing)
- 2 (10 times) Last: LaDainian
Tomlinson vs. N.Y. Jets 1/8/11

MOST POINTS KICK-SCORING

CAREER:

- 121 Adam Vinatieri, 2006-18
- 54 Mike Vanderjagt, 1998-05
- 26 Jim O'Brien, 1970-72
- 25 Matt Stover, 2009
- 21 Lou Michaels, 1964-69
Cary Blanchard, 1995-97

MOST POINTS KICK-SCORING

GAME:

- Colts: 15 Adam Vinatieri at Baltimore
1/13/07
- 14 Adam Vinatieri vs. Cincinnati
1/4/15
- 12 Adam Vinatieri vs. New England
1/21/07
- 12 Matt Stover vs. N.Y. Jets 1/24/10

MOST POINTS KICK-SCORING

GAME:

- Colts: cont...
11 Mike Vanderjagt vs. Denver
1/4/04
Adam Vinatieri vs. Kansas City
1/6/07
Adam Vinatieri vs. Chicago
2/4/07*
- Opp: 16 Adam Vinatieri at New England
1/18/04
- 14 Ryan Succop vs. Kansas City
1/4/14
- 13 Al Del Greco vs. Tennessee
1/16/00
- 11 John Hall at N.Y. Jets 1/4/03
Garrett Hartley vs. New Orleans
2/7/10*

MOST FIELD GOALS

CAREER:

- 30 Adam Vinatieri, 2006-14
- 11 Mike Vanderjagt, 1998-05
- 6 Jim O'Brien, 1970-72
Matt Stover, 2009
- 4 Lou Michaels, 1964-69
Cary Blanchard, 1995-97

GAME:

- Colts: 5 Adam Vinatieri at Baltimore
1/13/07
- 4 Adam Vinatieri vs. Cincinnati
1/4/15
- 3 Cary Blanchard at Pittsburgh
1/14/96
Mike Vanderjagt vs. Tennessee
1/16/00
Mike Vanderjagt at Miami
12/30/00
Adam Vinatieri vs. Kansas City
1/6/07
Adam Vinatieri vs. New England
1/21/07
Adam Vinatieri vs. Chicago
2/4/07*
Matt Stover vs. N.Y. Jets 1/24/10
Adam Vinatieri vs. N.Y. Jets
1/8/11
Adam Vinatieri at Baltimore
1/6/13

RECORDS



GAME:

Opp: 5 Adam Vinatieri at New England 1/18/04
4 Al Del Greco vs. Tennessee 1/16/00
3 Pat Summerall vs. N.Y. Giants 12/27/59
Jim Turner vs. N.Y. Jets 1/12/69*
Garrett Hartley vs. New Orleans 2/7/10*

MOST FIELD GOAL ATTEMPTS

CAREER:

35 Adam Vinatieri, 2006-18
14 Jim O'Brien, 1970-72
Mike Vanderjagt, 1998-05
8 Lou Michaels, 1964-69
7 Cary Blanchard, 1995-97
Matt Stover, 2009

GAME:

Colts: 5 Adam Vinatieri at Baltimore 1/13/07 (5-5)
4 Jim O'Brien vs. Oakland 1/3/71 (2-4)
Cary Blanchard at Pittsburgh 1/14/96 (3-4)
Mike Vanderjagt at Miami 12/30/00 (3-4)
Adam Vinatieri vs. Chicago 2/4/07* (3-4)
Adam Vinatieri at Baltimore 1/6/13 (3-4)
Adam Vinatieri vs. Cincinnati 1/4/15 (4-4)
Opp: 5 Adam Vinatieri at New England 1/18/04 (5-5)
4 Al Del Greco vs. Tennessee 1/16/00 (4-4)
3 (8 times) Last: Garrett Hartley vs. New Orleans 2/7/10* (3-3)

LONGEST FIELD GOAL

Colts: 53 Adam Vinatieri vs. Cincinnati 1/4/15
52 Adam Vinatieri at Baltimore 1/6/13
51 Adam Vinatieri at Baltimore 1/13/07
50 Mike Vanderjagt at Miami 12/30/00
Adam Vinatieri vs. Kansas City 1/6/07
Adam Vinatieri vs. N.Y. Jets 1/8/11
48 Adam Vinatieri vs. Kansas City 1/6/07
Adam Vinatieri at Baltimore 1/13/07

LONGEST FIELD GOAL

Opp: 57 Mike Nugent vs. Cincinnati 1/4/15
54 John Carney at San Diego 12/31/95
51 Matt Stover at Baltimore 1/13/07
50 Norm Johnson at Pittsburgh 12/29/96
49 Al Del Greco vs. Tennessee 1/16/00

MOST PATS

CAREER:

31 Adam Vinatieri, 2006-18
21 Mike Vanderjagt, 1998-05
9 Lou Michaels, 1964-69
Cary Blanchard, 1995-97
8 Jim O'Brien, 1970-72

GAME:

Colts: 7 Mike Vanderjagt vs. Denver 1/9/05
6 Adam Vinatieri vs. Kansas City 1/4/14
5 Cary Blanchard at San Diego 12/31/95
Mike Vanderjagt vs. Denver 1/4/04
Mike Vanderjagt at Kansas City 1/11/04
Opp: 6 Stephen Gostkowski at New England 1/18/15
5 Matt Bahr at Cleveland 1/9/88
John Hall at N.Y. Jets 1/4/03
Ryan Succop vs. Kansas City 1/4/14
Stephen Gostkowski at New England 1/11/14
4 (7 times) Last: Nate Kaeding vs. San Diego 1/13/08

MOST POINT AFTER ATTEMPTS

CAREER:

32 Adam Vinatieri, 2006-18
21 Mike Vanderjagt, 1998-05
9 Lou Michaels, 1964-69
Cary Blanchard, 1995-97
8 Jim O'Brien, 1970-72

GAME:

Colts: 7 Mike Vanderjagt vs. Denver 1/9/05
6 Adam Vinatieri vs. Kansas City 1/4/14
5 Cary Blanchard at San Diego 12/31/95
Mike Vanderjagt vs. Denver 1/4/04
Mike Vanderjagt at Kansas City 1/11/04

GAME:

Opp: 6 Stephen Gostkowski at New England 1/18/15
5 Matt Bahr at Cleveland 1/9/88
John Hall at N.Y. Jets 1/4/03
Ryan Succop vs. Kansas City 1/4/14
Stephen Gostkowski at New England 1/11/14
4 (7 times) Last: Nate Kaeding vs. San Diego 1/13/08

RUSHING

MOST ATTEMPTS

CAREER:

158 Joseph Addai, 2006-11
157 Edgerrin James, 1999-05
98 Dominic Rhodes, 2001-06, 08, 10

GAME:

Colts: 26 Lydell Mitchell at Pittsburgh 12/27/75 (26-63)
Edgerrin James at Kansas City 1/11/04 (26-125)
25 Norm Bulaich vs. Cincinnati 12/26/70 (25-116)
Joseph Addai vs. Kansas City 1/6/07 (25-122)
Opp: 40 Lamar Smith at Miami 12/30/00
30 Matt Snell vs. N.Y. Jets 1/12/69* (30-121)
LeGarrette Blount at New England 1/18/15
27 Jim Brown at Cleveland 12/27/64 (27-114)
Franco Harris at Pittsburgh 12/27/75 (27-153)

MOST YARDS

CAREER:

621 Joseph Addai, 2006-11
616 Edgerrin James, 1999-05
407 Dominic Rhodes, 2001-06, 08, 10

GAME:

Colts: 148 Marlon Mack at Houston 1/5/19 (24-148)
147 Zack Crockett at San Diego 12/31/95 (13-147)
125 Edgerrin James at Kansas City 1/11/04 (26-125)
122 Joseph Addai vs. Kansas City 1/6/07 (25-122)
116 Tom Matte vs. N.Y. Jets 1/12/69* (11-116)
Norm Bulaich vs. Cincinnati 12/26/70 (25-116)

RECORDS



GAME:

- Opp: 209 Lamar Smith at Miami
12/30/00 (40-209)
- 176 Priest Holmes at Kansas City
1/11/04 (24-176)
- 166 LeGarrette Blount at New
England 1/11/14
- 162 Eddie George vs. Tennessee
1/16/00 (26-162)
- 153 Franco Harris at Pittsburgh
12/27/75 (27-153)
- 148 LeGarrette Blount at New
England 1/18/15
- 144 Corey Dillon at New England
1/16/05 (23-144)

HIGHEST AVERAGE (min. 15 carries)

CAREER:

- 8.1 Zack Crockett, 1995-97
- 5.9 Marlon Mack, 2017-18
- 4.4 John Unitas, 1956-72
- 4.2 Alan Ameche, 1955-60
Tom Matte, 1961-72
Dominic Rhodes, 2001-06, 08, 10

GAME:

- Colts: 11.3 Zack Crockett at San Diego
12/31/95
- 10.6 Tom Matte vs. N.Y. Jets
1/12/69*
- 6.2 Marlon Mack at Houston
1/5/19
- 5.5 Jerry Hill at Cleveland
12/29/68
- Opp: 7.5 Thomas Jones vs. Chicago
2/4/07*
- 7.3 Franco Harris vs. Pittsburgh
12/19/76
Priest Holmes at Kansas City
1/11/04

MOST RUSHING TOUCHDOWNS

CAREER:

- 5 Edgerrin James, 1999-05
- 4 Joseph Addai, 2006-11
- 3 Tom Matte, 1961-72
Peyton Manning, 1998-11

GAME:

- Colts: 3 Tom Matte at Cleveland 12/29/68
- 2 Alan Ameche at N.Y. Giants
12/28/58
Edgerrin James at Kansas City
1/11/04
Norm Bulaich vs. Oakland
1/3/71
Don Nottingham at Cleveland
12/26/71
Ron Lee vs. Oakland 12/24/77
Zack Crockett at San Diego
12/31/95

GAME:

- Opp: 4 LeGarrette Blount at New England
1/11/14
- 3 LeGarrette Blount at New England
1/18/15
- 2 Reggie Harrison vs. Pittsburgh
12/19/76
Jerome Bettis at Pittsburgh
12/29/96
- 2 Kordell Stewart at Pittsburgh
12/29/96
Lamar Smith at Miami
12/30/00
LaMont Jordan at N.Y. Jets
1/4/03
Priest Holmes at Kansas City
1/11/04
Darren Sproles at San Diego
1/3/09
LaDainian Tomlinson vs. N.Y. Jets
1/8/11

LONGEST RUSH

- Colts: 66t Zack Crockett at San Diego
12/31/95
- 58t Tom Matte vs. N.Y. Jets
1/12/69*
- 36t Dominic Rhodes vs. Chicago
2/4/07*
- Opp: 73t LeGarrette Blount at New
England 1/11/14
- 68t Eddie George vs. Tennessee
1/16/00
- 52 Thomas Jones vs. Chicago
2/4/07*
- 50 Franco Harris vs. Pittsburgh
12/19/76

LONGEST RUSHING TOUCHDOWN

- Colts: 66t Zack Crockett at San Diego
12/31/95
- 33t Zack Crockett at San Diego
12/31/95
- 13t Ron Lee vs. Oakland 12/24/77
- 12t Tom Matte at Cleveland
12/27/68
- Opp: 73t LeGarrette Blount at New
England 1/11/14
- 68t Eddie George vs. Tennessee
1/16/00
- 36t Tyreek Hill at Kansas City
1/12/19
- 31t Jon Witman at Pittsburgh
12/29/96
- 30t Clarence Davis vs. Oakland
12/24/77

PASSING

MOST ATTEMPTS

CAREER:

- 718 Peyton Manning, 1998-11
- 328 Andrew Luck, 2012-18
- 226 John Unitas, 1956-72

GAME:

- Colts: 54 Andrew Luck at Baltimore
1/6/13 (28-54-288-0-1)
- 48 Peyton Manning vs. San
Diego 1/13/08 (33-48-402-3-2)
- 47 Peyton Manning at New
England 1/18/04 (23-47-237-1-4)
Peyton Manning vs. New England
1/21/07 (27-47-349-1-1)
- 45 Peyton Manning vs. New
Orleans 2/7/10* (31-45-333-1-1)
Andrew Luck vs. Kansas City
1/4/14 (29-45-443-4-3)
- 44 Peyton Manning vs. Baltimore
1/16/10 (30-44-246-2-1)
Andrew Luck vs. Cincinnati
1/4/15 (31-44-376-1-0)
- 43 Andrew Luck at Denver
1/11/15 (27-43-265-2-2)
- Opp: 47 Stan Humphries at San Diego
12/31/95 (23-47-292-2-4)
- 46 Alex Smith vs. Kansas City
1/4/14 (30-46-363-4-0)
Peyton Manning vs. Indianapolis
1/11/15 (26-46-211-1-0)
- 44 Joe Kapp vs. Minnesota
12/22/68 (26-44-287-2-2)
- 41 Neil O'Donnell at Pittsburgh
1/14/96 (25-41-205-1-1)
Patrick Mahomes at Kansas City
1/19/19 (27-41-278-0-0)
- 40 Kenny Stabler vs. Oakland
12/24/77 (21-40-345-3-2)

MOST COMPLETIONS

CAREER:

- 453 Peyton Manning, 1998-11
- 185 Andrew Luck, 2012-18
- 120 John Unitas, 1956-72

GAME:

- Colts: 33 Peyton Manning vs. San
Diego 1/13/08 (33-48-402-3-2)
- 31 Peyton Manning vs. New
Orleans 2/7/10* (31-45-333-1-1)
- 31 Andrew Luck vs. Cincinnati
1/4/15 (31-44-376-1-0)
- 30 Peyton Manning vs. Kansas
City 1/6/07 (30-38-268-1-3)
Peyton Manning vs. Baltimore
1/16/10 (30-44-246-2-1)

RECORDS



GAME:

- Opp: 32 Drew Brees vs. New Orleans 2/7/10* (32-39-288-2-0)
30 Alex Smith vs. Kansas City 1/4/14 (30-46-363-4-0)
27 Patrick Mahomes at Kansas City 1/12/19 (27-41-278-0-0)
26 Joe Kapp vs. Minnesota 12/22/68 (26-44-287-2-2)
Peyton Manning vs. Indianapolis 1/11/15 (26-46-211-1-0)
25 Neil O'Donnell at Pittsburgh 1/14/96 (25-41-205-1-1)
24 Jake Plummer vs. Denver 1/9/05 (24-34-284-2-1)

MOST YARDS

CAREER:

- 5389 Peyton Manning, 1998-11
2254 Andrew Luck, 2012-18
1663 John Unitas, 1956-72

GAME:

- Colts: 458 Peyton Manning vs. Denver 1/9/05 (27-33-458-4-1)
436 Andrew Luck vs. Kansas City 1/4/14 (29-45-436-4-3)
402 Peyton Manning vs. San Diego 1/13/08 (33-48-402-3-2)
377 Peyton Manning vs. Denver 1/4/04 (22-26-377-5-0)
Peyton Manning vs. N.Y. Jets 1/24/10 26-39-377-3-0
376 Andrew Luck vs. Cincinnati 1/4/15 (31-44-376-1-0)
349 John Unitas at N.Y. Giants 12/28/58 (26-40-349-1-1)
Peyton Manning vs. New England 1/21/07 (27-47-349-1-1)
Opp: 363 Alex Smith vs. Kansas City 1/4/14 (30-46-363-4-0)
345 Kenny Stabler vs. Oakland 12/24/77 (21-40-345-3-2)
292 Stan Humphries at San Diego 12/31/95 (23-47-292-2-4)
288 Drew Brees vs. New Orleans 2/7/10* (32-39-288-2-0)

HIGHEST COMPLETION PERCENTAGE

(Min. 50 Att/Career, 15 Att/Game)

CAREER:

- 63.1 Peyton Manning, 1998-11
56.4 Andrew Luck, 2012-18
53.1 John Unitas, 1956-72

GAME:

- Colts: 84.6 Peyton Manning vs. Denver 1/4/04 (22-26-377-5-0)
81.8 Peyton Manning vs. Denver 1/9/05 (27-33-458-4-1)
78.9 Peyton Manning vs. Kansas City 1/6/07 (30-38-268-1-3)

GAME:

- Opp: 82.1 Drew Brees vs. New Orleans 2/7/10* (32-39-288-2-0)
77.8 Terry Bradshaw vs. Pittsburgh 12/19/76 (14-18-264-3-1)
76.7 Jake Plummer vs. Denver 1/4/04 (23-30-181-1-2)

MOST TOUCHDOWN PASSES

CAREER:

- 29 Peyton Manning, 1998-11
12 Andrew Luck, 2012-18
7 John Unitas, 1956-72

GAME:

- Colts: 5 Peyton Manning vs. Denver 1/4/04 (22-26-377-5-0)
4 Peyton Manning vs. Denver 1/9/05 (27-33-458-4-1)
4 Andrew Luck vs. Kansas City 1/4/14 (29-45-436-4-3)
3 Peyton Manning at Kansas City 1/11/04 (22-30-304-3-0)
Peyton Manning vs. San Diego 1/13/08 (33-48-402-3-2)
Peyton Manning vs. N.Y. Jets 1/24/10 (26-39-377-3-0)
Opp: 4 Alex Smith vs. Kansas City 1/4/14 (30-46-363-4-0)
3 Frank Ryan at Cleveland 12/27/64 (11-18-206-3-1)
Terry Bradshaw vs. Pittsburgh 12/19/76 (14-18-264-3-0)
Kenny Stabler vs. Oakland 12/24/77(21-40-345-3-2)
Bernie Kosar at Cleveland 1/9/88 (20-31-229-3-1)
Chad Pennington at N.Y. Jets 1/4/03 (19-25-222-3-0)
Philip Rivers vs. San Diego 1/13/08 (14-19-264-3-1)
Tom Brady at New England 1/18/15 (23-35-226-3-1)
2 (8 times) Last: Joe Flacco at Baltimore 1/6/13 (12-23-282-2-0)

MOST PASSES HAD INTERCEPTED

CAREER:

- 19 Peyton Manning, 1998-11
13 Andrew Luck, 2012-18
10 John Unitas, 1956-72

GAME:

- Colts: 4 Peyton Manning at New England 1/18/04 (23-47-237-1-4)
4 Andrew Luck at New England 1/11/14 (20-41-331-2-4)
3 Earl Morrall vs. N.Y. Jets 1/12/69* (6-17-71-0-3)
John Unitas at Miami 1/2/72 (20-36-224-0-3)
Peyton Manning vs. Kansas City 1/6/07 (30-38-268-1-3)
3 Andrew Luck vs. Kansas City 1/4/14 (29-45-436-4-3)
2 (9 times) Last: Andrew Luck at New England 1/18/15 (12-33-126-0-2)
Opp: 4 Stan Humphries at San Diego 12/31/95 (23-47-292-2-4)
3 George Blanda vs. Oakland 1/3/71 (17-32-271-2-3)
Craig Morton vs. Dallas 1/17/71* (12-26-127-1-3)
Bill Nelsen at Cleveland 12/26/71 (9-21-104-0-3)
Steve Bono at Kansas City 1/7/96 (11-25-122-1-3)
Jay Fiedler at Miami 12/30/00 (19-34-185-1-3)

LONGEST PASS PLAY

- Colts: 87t Peyton Manning to Brandon Stokley vs. Denver 1/4/04
75t John Unitas to John Mackey vs. Dallas 1/17/71*
72t Peyton Manning to Reggie Wayne at San Diego 1/3/09
68t John Unitas to Ray Perkins vs. Oakland 1/3/71
Opp: 80t Mark Sanchez to Braylon Edwards vs. NYJ 1/24/10
79t Alex Smith to Donnie Avery vs. Kansas City 1/4/14
76t Terry Bradshaw to Frank Lewis vs. Pittsburgh 12/19/76
75t Bob Griese to Paul Warfield at Miami 1/2/72

RECEIVING

MOST RECEPTIONS

CAREER:

- 93 Reggie Wayne, 2001-14
65 Marvin Harrison, 1996-08
64 Dallas Clark, 2003-11

RECORDS



GAME:

Colts: 13	T.Y. Hilton vs. Kansas City 1/14/14 (13-224, 2 TDs)
12	Raymond Berry at N.Y. Giants 12/28/58 (12-178, 1 TD)
11	Pierre Garcon vs. N.Y. Jets 1/24/10 (11-151, 1 TD)
10	Reggie Wayne vs. Denver 1/9/05 (10-221, 2 TDs) Joseph Addai vs. Chicago 2/4/07* (10-66) Daniel Herron vs. Cincinnati 1/4/15 (10-85)
9	Dallas Clark vs. Kansas City 1/6/07 (9-103) Joseph Addai vs. San Diego 1/13/08 (9-67) Reggie Wayne at Baltimore 1/6/13 (9-114)
Opp: 10	Ronnie Harmon at San Diego 12/31/95 (10-133)
9	Bob Schnelker vs. N.Y. Giants 12/27/59 (9-175, 1 TD) Ray Rice vs. Baltimore 1/16/10 (9-60) Julian Edelman at New England 1/18/15 (9-98)

MOST YARDS

CAREER:

1254	Reggie Wayne, 2001-14
883	Marvin Harrison, 1996-08
847	Dallas Clark, 2003-11

MOST YARDS GAME:

Colts: 224	T.Y. Hilton vs. Kansas City 1/4/14 (13-224, 2 TDs)
221	Reggie Wayne vs. Denver 1/9/05 (10-221, 2 TDs)
178	Raymond Berry at N.Y. Giants 12/28/58 (12-178, 1 TD)
151	Pierre Garcon vs. N.Y. Jets 1/24/10 (11-151, 1 TD)
148	Willie Richardson vs. Minnesota 12/22/68 (6-148)
144	Brandon Stokley vs. Denver 1/4/04 (4-144)
Opp: 175	Bob Schnelker vs. N.Y. Giants 12/27/59 (9-175, 1 TD)
150	Dwayne Bowe vs. Kansas City 1/4/14 (8-150, 1 TD)
145	Anquan Boldin at Baltimore 1/6/13 (5-145, 1 TD)
133	George Sauer vs. N.Y. Jets 1/12/69* (8-133) Ronnie Harmon at San Diego 12/31/95 (10-133)
130	Gary Collins at Cleveland 12/27/64 (5-130, 3 TD)
125	Paul Warfield at Miami 1/2/72 (2-125, 1 TD)
113	Cliff Branch vs. Oakland 12/24/77 (6-113)

HIGHEST AVERAGE

(Min. 10 Rec., 2 Rec/Game)

CAREER:

21.1	Eddie Hinton, 1969-72
18.9	Lenny Moore, 1956-67
18.9	Willie Richardson, 1963-69, 71

GAME:

Colts: 42.0	Lenny Moore vs. N.Y. Giants 12/27/59 (3-126, 1 TD)
40.0	Ray Perkins vs. Oakland 1/3/71 (2-80, 1 TD) John Mackey vs. Dallas 1/17/71* (2-80, 1 TD)
Opp: 62.5	Paul Warfield at Miami 1/2/72 (2-125, 1 TD)
51.5	Frank Lewis vs. Pittsburgh 12/19/76 (2-103, 1 TD)
50.0	Braylon Edwards vs. N.Y. Jets 1/24/10 (2-100, 1 TD)

MOST TOUCHDOWN RECEPTIONS

CAREER:

9	Reggie Wayne, 2001-14
4	Dallas Clark, 2003-11
3	Brandon Stokley, 2003-06 Pierre Garcon, 2008-11 T.Y. Hilton, 2012-18
2	Austin Collie, 2009-12 Marvin Harrison, 1996-08 John Mackey, 1963-71 Floyd Turner, 1994-95 LaVon Brazill, 2012-13

MOST TOUCHDOWN RECEPTIONS

GAME:

Colts: 2	Marvin Harrison vs. Denver 1/4/04 Brandon Stokley vs. Denver 1/4/04
2	Reggie Wayne vs. Denver 1/9/05 T.Y. Hilton vs. Kansas City 1/4/14 LaVon Brazill at New England 1/11/14
Opp: 3	Gary Collins at Cleveland 12/27/64 Dave Casper vs. Oakland 12/24/77
2	Lynn Swann vs. Pittsburgh 12/19/76

LONGEST RECEPTION

Colts: 87f	Brandon Stokley from Peyton Manning vs. Denver 1/4/04
75f	John Mackey from John Unitas vs. Dallas 1/17/71*
72f	Reggie Wayne from Peyton Manning at San Diego 1/3/09
68f	Ray Perkins from John Unitas vs. Oakland 1/3/71
64f	T.Y. Hilton from Andrew Luck vs. Kansas City 1/4/14
60	Lenny Moore from John Unitas vs. Kansas City 12/28/58
Opp: 80f	Braylon Edwards from Mark Sanchez vs. N.Y. Jets 1/24/10
79f	Donnie Avery from Alex Smith vs. Kansas City 1/4/14
76f	Frank Lewis from Terry Bradshaw vs. Pittsburgh 12/19/76
75f	Paul Warfield from Bob Griese at Miami 1/2/72
62f	Kyle Rote from Charlie Conerly at N.Y. Giants 12/28/58
56f	Richie Anderson from Chad Pennington at N.Y. Jets 1/4/03
56f	Darren Sproles from Philip Rivers vs. San Diego 1/13/08

YARDS FROM SCRIMMAGE

MOST ATTEMPTS

CAREER:

204	Joseph Addai, 2006-11
185	Edgerrin James, 1999-05
109	Dominic Rhodes, 2001-06, 08, 10

MOST ATTEMPTS GAME:

Colts: 32	Joseph Addai vs. Kansas City 1/6/07 (25 rush/7 rec.)
31	Daniel Herron at Denver 1/11/15 (23 rush/8 rec.)
30	Lydell Mitchell at Pittsburgh 12/27/75 (26 rush/4 rec.)
29	Joseph Addai vs. Chicago 2/4/07* (19 rush/10 rec.)
Opp: 43	Lamar Smith at Miami 12/30/00 (40 rush/3 rec.)
34	Matt Snell vs. N.Y. Jets 1/12/69* (30 rush/4 rec.)
30	Jim Brown at Cleveland 12/27/64 (27 rush/3 rec.)
30	LeGarrette Blount at New England 1/18/15 (30 rush)
30	Damien Williams at Kansas City 1/12/19 (25 rush/5 rec.)

RECORDS



MOST YARDS

CAREER:

1254	Reggie Wayne, 2001-14
919	Joseph Addai, 2006-11
883	Marvin Harrison, 1996-08

GAME:

Colts: 224	T.Y. Hilton vs. Kansas City 1/4/14 (224 rec.)
221	Reggie Wayne vs. Denver 1/9/05 (221 rec.)
178	Raymond Berry at N.Y. Giants 12/28/58 (178 rec.)
157	Zack Crockett at San Diego 12/31/95 (147 rush/10 rec.)
Opp: 227	Lamar Smith at Miami 12/30/00 (209 rush/18 rec.)
208	Priest Holmes at Kansas City 1/11/04 (176 rush/32 rec.)
176	Eddie George vs. Tennessee 1/16/00 (162 rush/14 rec.)
175	Bob Schnelker vs. N.Y. Giants 12/27/59 (175 rec.)

PUNTING

MOST PUNTS

CAREER:

60	David Lee, 1966-78
52	Hunter Smith, 1999-08
39	Pat McAfee, 2009-14

GAME:

Colts: 12	David Lee vs. Oakland 12/24/77
9	David Lee at Pittsburgh 12/27/75
8	Tom Gilburg at Green Bay 12/26/65
	Chris Gardocki at Pittsburgh 12/29/96
Opp: 9	Ron Widby vs. Dallas 1/17/71*
8	Dave Lewis vs. Cincinnati 12/26/70
	Ray Guy vs. Oakland 12/24/77
8	Kevin Huber vs. Cincinnati 1/4/15

MOST PUNT YARDS

CAREER:

2397	David Lee, 1966-78
2288	Hunter Smith, 1999-08
1830	Pat McAfee, 2009-14

GAME:

Colts: 438	David Lee vs. Oakland 12/24/77
361	David Lee at Pittsburgh 12/27/75
340	Hunter Smith vs. Tennessee 1/16/00

Opp: 380	Kevin Huber vs. Cincinnati 1/4/15
377	Ron Widby vs. Dallas 1/17/71*
374	Ray Guy vs. Oakland 12/24/77
316	Mike Scifres at San Diego 1/3/09

HIGHEST PUNTING AVERAGE

(Min. 2/Career, 3 Att/Game)

CAREER:

46.9	Pat McAfee, 2009-14
44.2	Rigoberto Sanchez, 2017-18
44.0	Hunter Smith, 1999-08

GAME:

Colts: 52.8	Hunter Smith vs. New England 1/21/07 (4-211)
51.8	Pat McAfee at New England 1/11/14 (5-259)
51.5	Pat McAfee vs. Cincinnati 1/4/15 (4-206)
50.8	Raymond Brown at N.Y. Giants 12/28/58 (4-203)
50.0	Chris Gardocki at Pittsburgh 1/14/96 (4-200)
Opp: 59.0	Mike Scifres vs. San Diego 1/13/08 (3-177)
52.7	Mike Scifres at San Diego 1/3/09 (6-316)
52.3	Dustin Colquitt vs. Kansas City 1/6/07 (6-314)

MOST TOUCHBACKS

CAREER:

7	David Lee, 1966-78
6	Hunter Smith, 1999-08

MOST TOUCHBACKS GAME:

Colts: 2	David Lee at Pittsburgh 12/27/75
2	Pat McAfee vs. Cincinnati 1/4/15
2	Rigoberto Sanchez at Kansas City 1/12/19
Opp: 4	Sean Weatherford vs. N.Y. Jets 1/8/11
3	Ray Guy vs. Oakland 12/24/77

MOST PUNTS BLOCKED

CAREER:

1	David Lee, 1966-78
---	--------------------

GAME:

Colts: 1	David Lee vs. Oakland 12/24/77
Opp: 1	Dustin Colquitt at Kansas City 1/12/19

LONGEST PUNT

GAME:

Colts: 68	Pat McAfee vs. Cincinnati 1/4/15
63	Hunter Smith at San Diego 1/3/09
60	Hunter Smith at San Diego 1/3/09
58	Rohn Stark at Cleveland 1/9/88
	Hunter Smith vs. New England 1/21/07
	Pat McAfee at New England 1/11/14
	Pat McAfee at New England 1/18/15
Opp: 67	Mike Scifres at San Diego 1/3/09
66	Dustin Colquitt vs. Kansas City 1/6/07
	Mike Scifres vs. San Diego 1/13/08

PUNT RETURNS

MOST RETURNS

CAREER:

15	Terrence Wilkins, 1999-01, 03, 06
13	Ron Gardin, 1970-71
12	Rick Volk, 1967-75

GAME:

Colts: 7	Ron Gardin vs. Cincinnati 12/26/70
5	Rick Volk at Miami 1/2/72
	Jahine Arnold at Pittsburgh 12/29/96
	Josh Cribbs vs. Cincinnati 1/4/15
4	(7 times) Last: T.J. Rushing vs. Baltimore 1/16/10
Opp: 5	Neil Colzie vs. Oakland 12/24/77
	Jahine Arnold at Pittsburgh 12/29/96
	Antwaan Randle El vs. Pittsburgh 1/15/06
	Tyreek Hill at Kansas City 1/12/19
4	Tamarick Vanover at Kansas City 1/7/96
	Jacoby Jones at Baltimore 1/6/13

MOST YARDS

CAREER:

167	Terrence Wilkins, 1999-01, 03, 06
79	T.J. Rushing, 2006-09
71	Ray Buchanan, 1993-96

RECORDS



GAME:

Colts:	52	Ray Buchanan at San Diego 12/31/95
	46	T.J. Rushing vs. San Diego 1/13/08
	42	Terrence Wilkins vs. Chicago 2/4/07*
Opp:	77	Jahine Arnold at Pittsburgh 12/29/96
	72	Darren Sproles at San Diego 1/3/09
	71	Leroy Kelly at Cleveland 12/26/71
		Julian Edelman at New England 1/18/15

HIGHEST AVERAGE (Min. 4 Returns, 2/Game)

CAREER:

11.8	Ray Buchanan, 1993-96
11.1	Terrence Wilkins, 1999-01, 03, 06
10.3	Howard Stevens, 1975-77

GAME:

Colts:	26.0	Ray Buchanan at San Diego 12/31/95 (2-52)
	15.3	T.J. Rushing vs. San Diego 1/13/08 (3-46)
	14.0	Terrence Wilkins vs. Chicago 2/4/07* (3-42)
Opp:	24.0	Darren Sproles at San Diego 1/3/09 (3-72)
	23.7	Leroy Kelly at Cleveland 12/26/71 (3-71)
		Julian Edelman at New England 1/18/15 (3-71)
	17.7	Andre Hastings at Pittsburgh 1/14/96 (3-53)

LONGEST RETURN

GAME:

Colts:	46	Ray Buchanan at San Diego 12/31/95
	24	Terrence Wilkins vs. Tennessee 1/16/00
	22	T.J. Rushing vs. San Diego 1/13/08
Opp:	48	Leroy Kelly at Cleveland 12/26/71
	45	Julian Edelman at New England 1/18/15
	34	Jacoby Jones at Baltimore 1/6/13
	33	Andre Hastings at Pittsburgh 1/14/96

KICKOFF RETURNS

MOST RETURNS

CAREER:

20	Terrence Wilkins, 1999- 00, 03, 06
19	Dominic Rhodes, 2001- 06, 08, 10
12	Chad Simpson, 2008-09

GAME:

Colts:	6	Albert Bentley at Cleveland 1/9/88
	5	(6 times) Last: Chad Simpson vs. New Orleans 2/7/10*
Opp:	7	Dante Hall at Kansas City 1/11/04
	6	(4 times) Last: Ellis Hobbs vs. New England 1/21/07

MOST YARDS

CAREER:

417	Dominic Rhodes, 2001- 06, 08, 10
386	Terrence Wilkins, 1999- 01, 03, 06
258	Chad Simpson, 2008-09

GAME:

Colts:	134	Marshall Johnson vs. Oakland 12/24/77
	129	T.J. Rushing vs. San Diego 1/13/08
	121	Dominic Rhodes at New England 1/18/04
	114	Albert Bentley at Cleveland 1/9/88
	111	Chad Simpson vs. New Orleans 2/7/10*
Opp:	220	Ellis Hobbs vs. New England 1/21/07
	208	Dante Hall at Kansas City 1/11/04
	169	Carl Garrett vs. Oakland 12/24/77

HIGHEST AVERAGE (Min. 3/Career, 2/Game)

CAREER:

44.7	Marshall Johnson, 1975-80
30.0	LaVon Brazill, 2012-13
29.0	Josh Cribbs, 2014
27.8	Preston Pearson, 1967-68
27.7	Charlie Pittman, 1971

GAME:

Colts:	44.7	Marshall Johnson vs. Oakland 12/24/77 (3-136, 1 TD)
	33.5	Josh Cribbs vs. Cincinnati 1/4/15 (2-67)
	30.0	LaVon Brazill vs. Kansas City 1/4/14 (3-90)
	29.5	Preston Pearson vs. N.Y. Jets 1/12/69* (2-59)
	29.0	Charlie Pittman at Miami 1/2/72 (2-58)
	27.7	Chad Simpson vs. N.Y. Jets 1/24/10 (3-83)
Opp:	36.7	Ellis Hobbs vs. New England 1/21/07 (6-220)
	33.8	Carl Garrett vs. Oakland 12/24/77 (5-169)
	30.0	Phil King vs. N.Y. Giants 12/27/59 (2-60)
	30.0	Jacoby Jones at Baltimore 1/6/13 (2-60)

LONGEST RETURN

GAME:

Colts:	87t	Marshall Johnson vs. Oakland 12/24/77
	38	Charlie Pittman at Miami 1/2/72
		Albert Bentley at Cleveland 1/9/88
		Josh Cribbs vs. Cincinnati 1/4/15
Opp:	92t	Dante Hall at Kansas City 1/11/04
		Devin Hester vs. Chicago 2/4/07*
	80	Ellis Hobbs vs. New England 1/21/07

SACKS

MOST SACKS

CAREER:

9.0	Dwight Freeney, 2002-12
6.5	Robert Mathis, 2003-14
3.0	Larry Tripplett, 2002-05
3.0	Kenny Moore II, 2017-18

GAME:

2.0	Dwight Freeney vs. Kansas City 1/6/07
2.0	Dwight Freeney at San Diego 1/3/09
2.0	Robert Mathis at San Diego 1/3/09
2.0	Kenny Moore II at Kansas City 1/19/19

RECORDS



INTERCEPTIONS

MOST INTERCEPTIONS

CAREER:

- 5 Jerry Logan, 1963-72
Rick Volk, 1967-75
- 4 Antoine Bethea, 2006-13
- 3 Mike Curtis, 1965-75
Kelvin Hayden, 2005-10

GAME:

- Colts: 2 Johnny Sample vs. N.Y. Giants 12/27/59
Rick Volk at Cleveland 12/26/71
Lloyd Mumphord at Pittsburgh 12/27/75
Bruce Laird vs. Oakland 12/24/77
Jason Belser at San Diego 12/31/95
Chad Cota at Miami 12/30/00
David Macklin vs. Denver 1/4/04
- Opp: 3 Ty Law at New England 1/18/04
2 Randy Beverly vs. N.Y. Jets 1/12/69*
Chuck Howley vs. Dallas 1/17/71*
Ty Law vs. Kansas City 1/6/07
Ed Reed at Baltimore 1/13/07
Husain Abdullah vs. Kansas City 1/4/14

MOST RETURN YARDS

CAREER:

- 112 Rick Volk, 1967-75
- 76 Johnny Sample, 1958-60
- 72 Eugene Daniel, 1984-96

GAME:

- Colts: 76 Johnny Sample vs. N.Y. Giants 12/27/59
76 Jason Belser at San Diego 12/31/95
67 Lloyd Mumphord at Pittsburgh 12/27/75
- Opp: 74 Tracy Porter vs. New Orleans 2/7/10*
62 Dick Anderson at Miami 1/2/71
48 Frank Minnifield at Cleveland 1/9/88

HIGHEST AVERAGE (Minimum 3)

CAREER:

- 22.4 Rick Volk, 1967-75
- 20.0 Kelvin Hayden, 2005-10
- 13.2 Jerry Logan, 1963-72

GAME (MIN. 2):

- Colts: 38.0 Johnny Sample vs. N.Y. Giants 12/27/59
34.0 Jason Belser at San Diego 12/31/95
33.5 Lloyd Mumphord at Pittsburgh 12/27/75
- Opp: 21.5 Ty Law vs. Kansas City 1/6/07
11.0 Chuck Howley vs. Dallas 1/17/71*

LONGEST RETURN-TD RETURNS

GAME:

- Colts: 61t Bruce Laird vs. Oakland 12/24/77
59t Eugene Daniel at Pittsburgh 12/29/96
58t Lloyd Mumphord at Pittsburgh 12/27/75
56t Kelvin Hayden vs. Chicago 2/4/07*
42t Johnny Sample vs. N.Y. Giants 12/27/59
- Opp: 74t Tracy Porter vs. New Orleans 2/7/10*
62t Dick Anderson at Miami 1/2/72
48t Frank Minnifield at Cleveland 1/9/88
39t Asante Samuel vs. New England 1/21/07
38t Ed Reed vs. Baltimore 1/16/10

FUMBLES

FUMBLE RETURNS FOR TOUCHDOWNS

- Colts: 60 Mike Curtis vs. Minnesota 12/22/68
25 Don Shinnick at Green Bay 12/26/65
- Opp: 93 Andy Russell at Pittsburgh 12/27/75

COLTS TEAM PLAYOFF

RECORDS

(*Denotes Super Bowl)

SCORING

MOST POINTS

- Colts: 49 vs. Denver 1/9/05
45 vs. Kansas City 1/4/14
41 vs. Denver 1/4/04
38 at Kansas City 1/11/04 vs. New England 1/21/07
35 at San Diego 12/31/95

SCORING

MOST POINTS cont...

- Opp: 45 at New England 1/18/15
44 vs. Kansas City 1/4/14
43 at New England 1/11/14
42 at Pittsburgh 12/29/96
41 at N.Y. Jets 1/4/03
40 vs. Pittsburgh 12/19/76
38 at Cleveland 1/9/88
37 vs. Oakland 12/24/77

FEWEST POINTS

- Colts: 0 at Cleveland 12/27/64
at Miami 1/2/72
at N.Y. Jets 1/4/03
3 at New England 1/16/05
- Opp: 0 at Cleveland 12/29/68 vs. Cincinnati 12/26/70
3 at Cleveland 12/26/71 vs. Baltimore 1/16/10

MOST POINTS BOTH TEAMS

- 89 vs. Kansas City 1/4/14 (Colts 45, Chiefs 44)
- 73 vs. Denver 1/9/05 (Colts 49, Broncos 24)
- 72 vs. New England 1/21/07 (Colts 38, Patriots 34)
- 69 at Kansas City 1/11/04 (Colts 38, Chiefs 31)
- 68 vs. Oakland 12/24/77 (Raiders 37, Colts 31, 2 OT)
- 65 at New England 1/11/14 (Patriots 43, Colts 22)
- 59 at Cleveland 1/9/88 (Browns 38, Colts 21)

FEWEST POINTS BOTH TEAMS

- 17 vs. Cincinnati 12/26/70 (Colts 17, Bengals 0)
- at Kansas City 1/7/96 (Colts 10, Chiefs 7)
- 21 at Miami 1/2/72 (Dolphins 21, Colts 0)
- at Baltimore 1/13/07 (Colts 15, Ravens 6)
- 23 (5 times) Last: vs. Baltimore 1/16/10 (Colts 20, Ravens 3)

MOST TOUCHDOWNS

- Colts: 7 vs. Denver 1/9/05
6 vs. Kansas City 1/4/14
5 at San Diego 12/31/95 vs. Denver 1/4/04
at Kansas City 1/11/04

RECORDS



MOST TOUCHDOWNS cont...

Opp: 6 at New England 1/11/14
at New England 1/18/15
5 vs. Pittsburgh 12/19/76
vs. Oakland 12/24/77
at Cleveland 1/9/88
at Pittsburgh 12/29/96
at N.Y. Jets 1/4/03
vs. Kansas City 1/4/14
4 (6 times) Last: at Kansas City
1/12/19

MOST RUSHING TOUCHDOWNS

Colts: 4 at Cleveland 12/29/68
3 at San Diego 12/31/95
vs. Denver 1/9/05
2 (7 times) Last: vs. New
England 1/21/07
Opp: 6 at New England 1/11/14
5 at Pittsburgh 12/29/96
3 at Pittsburgh 12/27/75
at San Diego 1/3/09
at New England 1/18/15
at Kansas City 1/12/19
2 (7 times) Last: vs. N.Y. Jets
1/8/11

MOST PASSING TOUCHDOWNS

Colts: 5 vs. Denver 1/4/04
4 vs. Denver 1/9/05
4 vs. Kansas City 1/4/14
3 at Kansas City 1/11/04
vs. San Diego 1/13/08
vs. N.Y. Jets 1/24/10
Opp: 4 vs. Kansas City 1/4/14
3 at Cleveland 12/27/64
vs. Pittsburgh 12/19/76
vs. Oakland 12/24/77
at Cleveland 1/9/88
at N.Y. Jets 1/4/03
vs. San Diego 1/13/08
at New England 1/18/15

MOST DEFENSIVE TOUCHDOWNS

Colts: 1 vs. N.Y. Giants 12/28/58
at Green Bay 12/26/65
vs. Minnesota 12/22/68
vs. Oakland 12/24/77
at Pittsburgh 12/29/96
vs. Chicago 2/4/07*
at Kansas City 1/12/19
Opp: 1 vs. Miami 1/2/72
vs. Pittsburgh 12/27/75
at Cleveland 1/9/88
vs. New England 1/21/07
vs. New Orleans 2/7/10*

MOST PATS/ATTEMPTS

Colts: 7/7 vs. Denver 1/9/05
6/6 vs. Kansas City 1/4/14
5/5 at San Diego 12/31/95
vs. Denver 1/4/04
at Kansas City 1/11/04

MOST PATS/ATTEMPTS cont...

Opp: 6/6 at New England 1/18/15
5/5 at Cleveland 1/9/88
at N.Y. Jets 1/4/03
vs. Kansas City 1/4/14
at New England 1/11/14
4/5 vs. Pittsburgh 12/19/76
4/4 (8 times) Last: at Kansas City
1/12/19

MOST FIELD GOALS

Colts: 5 at Baltimore 1/13/07
4 vs. Cincinnati 1/4/15
3 (9 times) Last: at Baltimore
1/6/13
Opp: 5 at New England 1/18/04
4 vs. Tennessee 1/16/00
3 vs. N.Y. Giants 12/27/59
vs. N.Y. Jets 1/12/69*
vs. New Orleans 2/7/10*
vs. Kansas City 1/4/14

MOST FIELD GOAL ATTEMPTS

Colts: 5 at Baltimore 1/13/07
4 (6 times) Last: vs. Cincinnati
1/4/15
Opp: 5 at New England 1/18/04
4 vs. Tennessee 1/16/00
3 (9 times) Last: vs. Kansas
City 1/4/14

FIRST DOWNS

MOST
Colts: 32 vs. New England 1/21/07
29 vs. San Diego 1/13/08
28 vs. Kansas City 1/6/07
27 (4 times) Last: vs.
N.Y. Jets 1/24/10
Opp: 30 vs. Kansas City 1/4/14
29 vs. Pittsburgh 12/19/76
at Kansas City 1/12/19
28 vs. Oakland 12/24/77
at New England 1/18/15
27 at San Diego 12/31/95
26 at Miami 12/30/00
at N.Y. Jets 1/4/03
at San Diego 1/3/09

FEWEST

Colts: 8 at Pittsburgh 12/29/96
9 at Green Bay 12/26/65
10 at Pittsburgh 12/19/76
at N.Y. Jets 1/4/03
11 at Cleveland 12/27/64
Opp: 7 vs. Cincinnati 12/26/70
vs. Kansas City 1/6/07
10 at N.Y. Giants 12/28/58
vs. Dallas 1/17/71*
11 at Cleveland 12/26/71
vs. Chicago 2/4/07*

MOST BOTH TEAMS

58 vs. Kansas City 1/4/14 (Colts 28,
Chiefs 30)
51 at Kansas City 1/11/04 (Colts
27, Chiefs 24)
50 vs. Oakland 12/24/77 (Raiders
28, Colts 22)
49 vs. New England 1/21/07 (Colts
32, Patriots 17)
vs. San Diego 1/13/08 (Colts 29,
Chargers 20)
48 at Cleveland 1/9/88 (Browns 25,
Colts 23)

FEWEST BOTH TEAMS

23 vs. Cincinnati 12/26/70 (Colts 16,
Bengals 7)
24 vs. Dallas 1/17/71* (Colts 14,
Cowboys 10)
26 at Pittsburgh 12/27/75 (Steelers
16, Colts 10)
27 at Cleveland 12/26/71 (Colts 16,
Browns 11)
28 at Baltimore 1/13/07 (Colts 15,
Ravens 13)

MOST RUSHING

Colts: 13 at Cleveland 12/29/68
vs. Kansas City 1/6/07
12 vs. Cincinnati 12/26/70
vs. Chicago 2/4/07*
10 vs. Oakland 12/24/77
at San Diego 12/31/95
at Kansas City 1/11/04
at Houston 1/5/19
Opp: 16 at Pittsburgh 12/29/96
at Miami 12/30/00
14 at New England 1/18/15
13 at Pittsburgh 12/27/75
at N.Y. Jets 1/4/03
at New England 1/11/14
12 vs. Pittsburgh 12/19/76
at Kansas City 1/12/19

FEWEST RUSHING

Colts: 0 at Pittsburgh 12/29/96
at New England 1/16/05
2 vs. Minnesota 12/22/68
at N.Y. Jets 1/4/03
3 vs. N.Y. Giants 12/27/59
vs. Tennessee 1/16/00
vs. Baltimore 1/16/10
at New England 1/11/14
Opp: 2 at Cleveland 12/29/68
vs. Cincinnati 12/26/70
vs. Kansas City 1/6/07
vs. Baltimore 1/16/10
3 at N.Y. Giants 12/28/58
vs. Chicago 2/4/07*
vs. New Orleans 2/7/10*

RECORDS



MOST PASSING

Colts: 23 vs. Kansas City 1/4/14
21 vs. San Diego 1/13/08
20 vs. New England 1/21/07
19 vs. N.Y. Jets 1/24/10
18 vs. Denver 1/9/05
17 at N.Y. Giants 12/28/58
vs. Denver 1/4/04
at Kansas City 1/11/04
at New England 1/16/05
Opp: 20 at San Diego 12/31/95
17 vs. Minnesota 12/22/68
vs. Oakland 12/24/77
16 vs. New Orleans 2/7/10*
vs. Kansas City 1/4/14
15 vs. Pittsburgh 12/19/76
at New England 1/18/04

FEWEST PASSING

Colts: 2 at Green Bay 12/26/65
4 at Cleveland 12/27/64
vs. Cincinnati 12/26/70
at Pittsburgh 12/27/75
6 vs. Dallas 1/17/71*
Opp: 3 at Pittsburgh 12/27/75
4 at Miami 1/2/72
5 (5 times) Last: vs. Kansas City 1/6/07

MOST BY PENALTY

Colts: 4 vs. Dallas 1/17/71*
vs. Pittsburgh 12/19/76
vs. Oakland 12/24/77
vs. San Diego 1/13/08
at New England 1/18/15
3 (6 times) Last: at Baltimore 1/6/13
Opp: 3 at Cleveland 12/27/64
at Green Bay 12/26/65
vs. Oakland 12/24/77
at Pittsburgh 1/14/96
vs. Pittsburgh 1/15/06
at San Diego 1/3/09
at Denver 1/11/15
at Kansas City 1/12/19
2 (6 times) Last: vs. San Diego 1/13/08

NET YARDS

MOST NET YARDS

Colts: 536 vs. Kansas City 1/4/14
530 vs. Denver 1/9/05
482 vs. Cincinnati 1/4/15
479 vs. Denver 1/4/04
461 vs. N.Y. Jets 1/24/10
455 vs. New England 1/21/07
452 at N.Y. Giants 12/28/58

NET YARDS

MOST NET YARDS cont...

Opp: 526 vs. Pittsburgh 12/19/76
513 vs. Kansas City 1/4/14
491 vs. Oakland 12/24/77
439 at Baltimore 1/6/13
434 at Miami 12/30/00
433 at Kansas City 1/12/19
429 at San Diego 12/31/95
419 at New England 1/11/14
411 vs. San Diego 1/13/08

FEWEST NET YARDS

Colts: 146 at Pittsburgh 12/29/96
154 at Pittsburgh 12/27/75
170 vs. Pittsburgh 12/19/76
175 at Green Bay 12/26/65
176 at N.Y. Jets 1/4/03
Opp: 126 vs. Kansas City 1/6/07
139 vs. Cincinnati 12/26/70
165 at Cleveland 12/26/71

MOST RUSHING YARDS

Colts: 200 at Houston 1/5/19
191 vs. Chicago 2/4/07*
188 vs. Kansas City 1/6/07
187 vs. Oakland 12/24/77
184 at Cleveland 12/29/68
178 at San Diego 12/31/95
Opp: 258 at Miami 12/30/00
234 at New England 1/11/14
231 at Pittsburgh 12/29/96
225 vs. Pittsburgh 12/19/76
211 at Pittsburgh 12/27/75
210 at New England 1/16/05

FEWEST YARDS

Colts: 41 at Pittsburgh 12/29/96
42 vs. Baltimore 1/16/10
44 vs. San Diego 1/13/08
46 at New England 1/16/05
50 vs. Minnesota 12/22/68
Opp: 44 vs. Kansas City 1/6/07
51 vs. New Orleans 2/7/10*
56 at Cleveland 12/29/68
63 vs. Cincinnati 12/26/70
69 at Cleveland 12/26/71

MOST ATTEMPTS

Colts: 50 vs. Oakland 12/24/77
47 at Green Bay 12/26/65
vs. Cincinnati 12/26/70
43 at Cleveland 12/26/71
42 vs. Chicago 2/4/07*
Opp: 51 at Pittsburgh 12/29/96
48 at Miami 12/30/00
47 vs. Oakland 12/24/77
46 at New England 1/11/14
43 vs. N.Y. Jets 1/12/69*
at Pittsburgh 12/27/75

FEWEST ATTEMPTS

Colts: 14 at N.Y. Jets 1/4/03
vs. Pittsburgh 1/15/06
at Kansas City 1/12/19
15 at Pittsburgh 12/29/96
at New England 1/16/05
18 vs. San Diego 1/13/08
19 vs. New Orleans 2/7/10*
vs. Kansas City 1/4/14
at New England 1/18/15
Opp: 16 at Houston 1/5/19
17 vs. Kansas City 1/6/07
18 vs. New Orleans 2/7/10*
19 vs. Chicago 2/4/07*
vs. Baltimore 1/16/10
20 at Baltimore 1/13/07
at Denver 1/11/15

MOST ATTEMPTS BOTH TEAMS

97 vs. Oakland 12/24/77 (Colts 50, Raiders 47)
86 at Green Bay 12/26/65 (Colts 47, Packers 39)
84 at Pittsburgh 12/27/75 (Steelers 43, Colts 41)
71 at Miami 12/30/00 (Dolphins 48, Colts 23)

FEWEST ATTEMPTS BOTH TEAMS

37 vs. New Orleans 2/7/10* (Colts 19, Saints 18)
44 vs. Baltimore 1/16/10 (Colts 25, Ravens 19)
45 vs. Denver 1/9/05 (Colts 24, Broncos 21)
46 vs. Cincinnati 1/4/15 (Colts 21, Bengals 25)
47 at Pittsburgh 1/14/96 (Steelers 24, Colts 23)
at Kansas City 1/12/19 (Colts 14, Chiefs 33)
48 vs. San Diego 1/13/08 (Chargers 30, Colts 18)
vs. Denver 1/11/15 (Broncos 20, Colts 28)

TOTAL PLAYS

MOST PLAYS

Colts: 87 at Baltimore 1/6/13
83 at N.Y. Giants 12/28/58
82 vs. Oakland 12/24/77
81 vs. Chicago 2/4/07*
80 vs. Kansas City 1/6/07
vs. New England 1/21/07
Opp: 89 vs. Oakland 12/24/77
84 at Miami 12/30/00
81 at Green Bay 12/26/65
80 at San Diego 12/31/95
vs. Kansas City 1/4/14
78 at Kansas City 1/12/19
76 at New England 1/18/15
75 vs. Minnesota 12/22/68

RECORDS



FEWEST PLAYS

Colts: 46 at N.Y. Jets 1/4/03
47 at Cleveland 12/27/64
52 at Pittsburgh 12/29/96
at New England 1/18/15
53 vs. Minnesota 12/22/68
vs. Pittsburgh 12/19/76
Opp: 45 at Miami 1/2/72
vs. Kansas City 1/6/07
46 vs. Cincinnati 12/26/70
48 vs. Chicago 2/4/07*
51 at Baltimore 1/13/07

MOST PLAYS BOTH TEAMS

171 vs. Oakland 12/24/77 (Raiders 89, Colts 82)
145 at New England 1/18/04 (Colts 76, Patriots 69)
145 vs. Kansas City 1/4/14 (Colts 65, Chiefs 80)
143 at Baltimore 1/6/13 (Colts 87, Ravens 56)
at Kansas City 1/12/19 (Colts 56, Chiefs 87)
141 at Green Bay 12/26/65 (Packers 81, Colts 60)
139 at Miami 12/30/00 (Dolphins 84, Colts 55)
vs. New England 1/21/07 (Colts 80, Patriots 59)
at San Diego 1/3/09 (Chargers 74, Colts 65)
at Denver 1/11/15 (Colts 71, Broncos 68)

FEWEST PLAYS BOTH TEAMS

107 at Cleveland 12/27/64 (Browns 60, Colts 47)
112 vs. Cincinnati 12/26/70 (Colts 66, Bengals 46)
vs. Denver 1/4/04 (Broncos 58, Colts 54)
113 at Miami 1/2/72 (Colts 68, Dolphins 45)
115 vs. Dallas 1/17/71* (Cowboys 59, Colts 56)
115 at N.Y. Jets 1/4/03 (Jets 69, Colts 46)

PASSING

MOST YARDS

Colts: 458 vs. Denver 1/9/05
436 vs. Kansas City 1/4/14
402 vs. San Diego 1/13/08
394 vs. Denver 1/4/04
377 vs. N.Y. Jets 1/24/10
368 vs. Cincinnati 1/4/15
349 at N.Y. Giants 12/28/58
vs. New England 1/21/07

MOST YARDS cont...

Opp: 345 vs. Oakland 12/24/77
363 vs. Kansas City 1/4/14
312 vs. San Diego 1/13/08
308 vs. Pittsburgh 12/19/76
302 vs. N.Y. Jets 1/24/10
288 vs. New Orleans 2/7/10*

FEWEST YARDS

Colts: 40 at Green Bay 12/26/65
95 at Cleveland 12/27/64
100 at Pittsburgh 12/27/75
112 at Kansas City 1/7/96
126 at New England 1/18/15
137 at N.Y. Jets 1/4/03
Opp: 93 vs. Cincinnati 12/26/70
103 at Pittsburgh 12/27/75
107 vs. Kansas City 1/6/07
112 vs. Tennessee 1/16/00

MOST YARDS BOTH TEAMS

799 vs. Kansas City 1/4/14 (Colts 436, Chiefs 363)
742 vs. Denver 1/9/05 (Colts 458, Broncos 284)
714 vs. San Diego 1/13/08 (Colts 402, Chargers 312)
679 vs. N.Y. Jets 1/24/10 (Colts 377, Jets 302)
621 vs. New Orleans 2/7/10* (Colts 333, Saints 288)
606 at New England 1/18/15 (Colts 209, Patriots 397)
581 vs. New England 1/21/07 (Colts 349, Patriots 232)

FEWEST YARDS BOTH TEAMS

203 at Pittsburgh 12/27/75 (Steelers 103, Colts 100)
238 vs. Cincinnati 12/26/70 (Colts 145, Bengals 93)
264 at Kansas City 1/7/96 (Chiefs 152, Colts 112)
274 at Cleveland 12/26/71 (Colts 143, Browns 131)

MOST ATTEMPTS

Colts: 54 at Baltimore 1/6/13
48 vs. San Diego 1/13/08
47 at New England 1/18/04
vs. New England 1/21/07
45 vs. New Orleans 2/7/10*
vs. Kansas City 1/4/14
44 vs. Baltimore 1/16/10
44 vs. Cincinnati 1/4/15
Opp: 49 at Houston 1/5/19
47 at San Diego 12/31/95
46 vs. Kansas City 1/4/14
at Denver 1/11/15
44 vs. Minnesota 12/22/68
41 at Green Bay 12/26/65
at Pittsburgh 1/14/96

MOST ATTEMPTS cont...

at Kansas City 1/12/19
40 vs. Oakland 12/24/77

FEWEST ATTEMPTS

Colts: 12 at Green Bay 12/26/65
17 vs. Cincinnati 12/26/70
20 at Cleveland 12/27/64
21 at Cleveland 12/26/71
Opp: 8 at Miami 1/2/72
13 at Pittsburgh 12/27/75
18 at N.Y. Giants 12/28/58
at Cleveland 12/27/64
21 vs. Oakland 1/3/71

MOST ATTEMPTS BOTH TEAMS

91 vs. Kansas City 1/4/14 (Colts 45, Chiefs 46)
89 at Denver 1/11/15 (Colts 43, Broncos 46)
84 at New England 1/18/04 (Colts 47, Patriots 37)
vs. New Orleans 2/7/10* (Colts 45, Saints 39)
81 vs. New England 1/21/07 (Colts 47, Patriots 34)
at Houston 1/5/19 (Colts 32, Texans 49)
79 vs. Baltimore 1/16/10 (Colts 44, Ravens 35)
vs. Cincinnati 1/4/15 (Colts 44, Bengals 35)
78 at San Diego 1/3/09 (Colts 42, Chargers 36)
77 at Baltimore 1/6/13 (Colts 54, Ravens 23)
at Kansas City 1/12/19 (Colts 36, Chiefs 41)

FEWEST ATTEMPTS BOTH TEAMS

35 at Pittsburgh 12/27/75 (Colts 22, Steelers 13)
38 at Cleveland 12/27/64 (Colts 20, Browns 18)
vs. Cincinnati 12/26/70 (Bengals 21, Colts 17)
44 at Miami 1/2/72 (Colts 36, Dolphins 8)
48 (2 times) Last: at Cleveland 12/26/71 (Browns 27, Colts 21)

MOST COMPLETIONS

Colts: 33 vs. San Diego 1/13/08
31 vs. Kansas City 1/6/07
vs. New Orleans 2/7/10*
vs. Cincinnati 1/4/15
30 vs. Baltimore 1/16/10
29 vs. Kansas City 1/4/14
28 at Baltimore 1/6/13
27 vs. Denver 1/9/05
at New England 1/16/05
vs. New England 1/21/07
at Denver 1/11/15

RECORDS



MOST COMPLETIONS cont...

Opp: 32 vs. New Orleans 2/7/10*
30 vs. Kansas City 1/4/14
29 at Houston 1/5/19
27 at Kansas City 1/12/19
26 vs. Minnesota 12/22/68
at Denver 1/11/15
25 at Pittsburgh 1/14/96
24 vs. Denver 1/9/05

FEWEST COMPLETIONS

Colts: 5 at Green Bay 12/26/65
6 vs. Cincinnati 12/26/70
8 at Pittsburgh 12/27/75
11 (4 times) Last: vs. Pittsburgh
12/19/76
Opp: 4 at Miami 1/2/72
8 vs. Cincinnati 12/26/70
at Pittsburgh 12/27/75
11 at Cleveland 12/27/64

MOST COMPLETIONS BOTH TEAMS

63 vs. New Orleans 2/7/10*
(Saints 32, Colts 31)
59 vs. Kansas City 1/4/14 (Colts
29, Chiefs 30)
53 at Denver 1/11/15 (Colts 27,
Broncos 26)
51 vs. Denver 1/9/05 (Colts 27,
Broncos 24)
51 at Baltimore 1/6/13 (Colts 28,
Ravens 23)
50 vs. San Diego 1/13/08 (Colts 33,
Chargers 17)
vs. Baltimore 1/16/10 (Colts 30,
Ravens 20)
49 vs. Denver 1/4/04 (Colts 26,
Broncos 23)
vs. Cincinnati 1/4/15 (Colts 31,
Bengals 18)

FEWEST COMPLETIONS BOTH TEAMS

14 vs. Cincinnati 12/26/70
(Bengals 8, Colts 6)
16 at Pittsburgh 12/27/75 (Colts
8, Steelers 8)
22 vs. Dallas 1/9/66# (Cowboys
15, Colts 7)
23 at Cleveland 12/27/64 (Colts 12,
Browns 11)
vs. Dallas 1/17/71* (Cowboys
12, Colts 11)

MOST TOUCHDOWNS

Colts: 5 vs. Denver 1/4/04
4 vs. Denver 1/9/05
vs. Kansas City 1/4/14
3 at Kansas City 1/11/04
vs. San Diego 1/13/08
vs. N.Y. Jets 1/24/10
Opp: 4 vs. Kansas City 1/4/14
3 (6 times) Last: at New
England 1/18/15

MOST TIMES SACKED

Colts: 6/50 vs. Oakland 12/24/77
5/45 vs. Pittsburgh 12/19/76
5/43 vs. Pittsburgh 1/15/06
5/28 at Pittsburgh 12/27/75
4/35 at N.Y. Giants 12/28/58
vs. Minnesota 12/22/68
at Pittsburgh 12/29/96
Opp: 5/48 vs. Oakland 1/3/71
5/35 at Cleveland 12/26/71
4/34 at Cleveland 12/29/68
4/27 at San Diego 1/3/09
4/25 vs. Kansas City 1/6/07
4/25 at Kansas City 1/12/19

MOST YARDS LOST ATTEMPTING TO PASS

Colts: 57 vs. N.Y. Giants 12/28/58
50 vs. Oakland 12/24/77
45 vs. Pittsburgh 12/19/76
43 vs. Pittsburgh 1/15/06
Opp: 48 vs. Oakland 1/3/71
45 vs. N.Y. Giants 12/27/59
35 at Cleveland 12/26/71
34 at Cleveland 12/29/68

MOST INTERCEPTIONS

Colts: 4 vs. N.Y. Jets 1/12/69*
at New England 1/18/04
at New England 1/11/14
3 vs. Dallas 1/17/71*
at Miami 1/2/72
vs. Kansas City 1/6/07
vs. Kansas City 1/4/14
Opp: 4 at San Diego 12/31/95
3 (6 times) Last: at Miami
12/30/00

PUNTING

MOST

Colts: 13 vs. Oakland 12/24/77
9 at Pittsburgh 12/27/75
8 at Green Bay 12/26/65
at Pittsburgh 12/29/96
7 at Kansas City 1/12/19
6 (10 times) Last: vs.
Baltimore
1/16/10
Opp: 9 vs. Dallas 1/17/71*
8 vs. Cincinnati 12/26/70
vs. Oakland 12/24/77
vs. Cincinnati 1/4/15
6 (8 times) Last: at Denver
1/11/15

FEWEST

Colts: 0 vs. Denver 1/4/04
at Kansas City 1/11/04
1 at New England 1/18/04
vs. San Diego 1/13/08
vs. Kansas City 1/4/14

FEWEST cont...

Opp: 0 at Kansas City 1/11/04
1 vs. Pittsburgh 12/19/76
at Cleveland 1/9/88
2 (7 times) Last: vs. Kansas
City 1/4/14

MOST YARDS

Colts: 438 vs. Oakland 12/24/77
361 at Pittsburgh 12/27/75
340 vs. Tennessee 1/16/00
339 at Pittsburgh 12/29/96
338 at Kansas City 1/12/19
330 at Green Bay 12/26/65
Opp: 380 vs. Cincinnati 1/4/15
377 vs. Dallas 1/17/71*
374 vs. Oakland 12/24/77
316 at San Diego 1/3/09
314 vs. Kansas City 1/6/07
313 vs. Cincinnati 12/26/70

HIGHEST AVERAGE

Colts: 52.8 vs. New England 1/21/07
51.8 at New England 1/11/14
51.5 vs. Cincinnati 1/4/15
50.8 at N.Y. Giants 12/28/58
50.0 at Pittsburgh 1/14/96
49.6 at New England 1/18/15
49.0 vs. San Diego 1/13/08
48.6 vs. Tennessee 1/16/00
Opp: 59.0 vs. San Diego 1/13/08
52.7 at San Diego 1/3/09
52.3 vs. Kansas City 1/6/07
52.0 vs. Tennessee 1/16/00
51.4 vs. New England 1/21/07

PENALTIES

MOST

Colts: 10 at Denver 1/11/15
at Kansas City 1/12/19
9 vs. Pittsburgh 1/15/06
at San Diego 1/3/09
vs. Cincinnati 1/4/15
8 vs. Oakland 12/24/77
7 vs. Pittsburgh 12/19/76
at Cleveland 1/9/88
vs. Tennessee 1/16/00
Opp: 12 vs. Pittsburgh 12/19/76
10 vs. Dallas 1/17/71*
vs. San Diego 1/13/08
9 vs. Tennessee 1/16/00
9 at Baltimore 1/6/13

FEWEST

Colts: 1 at Miami 12/30/00
at Kansas City 1/11/04
vs. N.Y. Jets 1/24/10
2 vs. Oakland 1/3/71
at Miami 1/2/72
at N.Y. Jets 1/4/03
vs. N.Y. Jets 1/8/11
at Houston 1/5/19

RECORDS



FEWEST cont...

Opp: 1 vs. Cincinnati 12/26/70
at Miami 1/2/72
2 (6 times) Last: at Denver
1/11/15

MOST BOTH TEAMS

19 vs. Pittsburgh 12/19/76
(Steelers 12, Colts 7)
16 vs. Tennessee 1/16/00 (Titans
9, Colts 7)
at Kansas City 1/12/19 (Colts
10, Chiefs 6)
15 vs. Oakland 12/24/77 (Colts 8,
Raiders 7)
vs. San Diego 1/13/08
(Chargers 10, Colts 5)
vs. Cincinnati 1/4/15 (Colts 9,
Bengals 6)
14 vs. Dallas 1/17/71* (Cowboys
10, Colts 4)
14 at Baltimore 1/6/13 (Ravens 9,
Colts 5)

FEWEST BOTH TEAMS

3 at Miami 1/2/72 (Colts 2,
Dolphins 1)
4 vs. Oakland 1/3/71 (Colts 2,
Raiders 2)
5 (5 times) Last: vs. N.Y. Jets
1/8/11 (Jets 3, Colts 2)

MOST YARDS

Colts: 82 vs. Oakland 12/24/77
75 at Cleveland 1/9/88
74 at San Diego 1/3/09
70 at Kansas City 1/12/19
67 vs. Pittsburgh 1/15/06
at Denver 1/11/15
66 vs. Cincinnati 1/4/15
63 vs. Cincinnati 12/26/70
Opp: 133 vs. Dallas 1/17/71*
88 vs. Pittsburgh 12/19/76
79 vs. San Diego 1/13/08
78 vs. Tennessee 1/16/00
70 at Baltimore 1/6/13
67 at Houston 1/5/19

FEWEST YARDS

Colts: 5 at Kansas City 1/11/04
vs. N.Y. Jets 1/24/10
10 vs. Oakland 1/3/71
at Miami 12/30/00
at N.Y. Jets 1/4/03
vs. N.Y. Jets 1/8/11
15 at N.Y. Jets 12/28/58
at Cleveland 12/29/68
Opp: 5 vs. Cincinnati 12/26/70
8 vs. Pittsburgh 1/15/06
at Denver 1/11/15
12 at Miami 1/2/72
13 vs. Kansas City 1/6/07
15 at New England 1/18/04
vs. N.Y. Jets 1/8/11
vs. Kansas City 1/4/14

MOST YARDS BOTH TEAMS

164 vs. Dallas 1/17/71* (Cowboys
133, Colts 31)
147 vs. Pittsburgh 12/19/76
(Steelers 88, Colts 59)
vs. Oakland 12/24/77 (Colts 82,
Raiders 65)
138 vs. Tennessee 1/16/00 (Titans
78, Colts 60)
133 vs. San Diego 1/13/08
(Chargers 79, Colts 54)
124 at Kansas City 1/12/19 (Colts
70, Chiefs 54)
114 at San Diego 1/3/09 (Colts 74,
Chargers 40)

FEWEST YARDS BOTH TEAMS

25 vs. N.Y. Jets 1/8/11 (Jets 15,
Colts 10)
30 vs. Oakland 1/3/71 (Raiders 20,
Colts 10)
32 at Miami 1/2/72 (Colts 20,
Dolphins 12)
34 vs. Kansas City 1/4/14 (Colts
19, Chiefs 15)
35 at Kansas City 1/11/04 (Chiefs
30, Colts 5)
at New England 1/18/04 (Colts
20, Patriots 15)

FUMBLES

MOST FUMBLES

Colts: 5 vs. Dallas 1/17/71* (5/4)
4 at Kansas City 1/7/96 (4/0)
3 vs. Denver 1/4/04 (3/1)
at New England 1/16/05 (3/2)
at Baltimore 1/13/07 (3/0)
Opp: 6 at N.Y. Giants 12/28/58
(6/4)
at Cleveland 12/26/71 (6/2)
4 vs. Oakland 12/24/77 (4/2)
vs. Chicago 2/4/07* (4/3)
3 at Green Bay 12/26/65 (3/2)
at Pittsburgh 12/27/75 (3/2)
vs. Baltimore 1/16/10 (3/2)
at New England 1/11/14
at Kansas City 1/12/19 (3/1)

MOST FUMBLES LOST

Colts: 4 vs. Dallas 1/17/71* (5/4)
2 (5 times) Last: vs. Chicago
2/4/07* (2/2)
Opp: 4 at N.Y. Giants 12/28/58
(6/4)
3 vs. Chicago 2/4/07* (4/3)
2 (8 times) Last: at Baltimore
1/6/13 (2/2)

FEWEST FUMBLES

Colts: 0 (13 times) Last: at Houston
1/5/19
1 (17 times) Last: at Kansas
City 1/12/19
Opp: 0 (9 times) Last: at Houston
1/5/19
1 (20 times) Last: vs. at New
England 1/18/15

FEWEST FUMBLES LOST

Colts: 0 (26 times) Last: at Houston
1/5/19
1 (16 times) Last: at Kansas
City 1/12/19
Opp: 0 (20 times) Last: at Houston
1/5/19
1 (19 times) Last: at Kansas
City 1/12/19

MOST FUMBLES BOTH TEAMS

8 at N.Y. Giants 12/28/58 (Giants
6, Colts 2)
at Cleveland 12/26/71 (Browns
6, Colts 2)
6 vs. Dallas 1/17/71* (Colts 5,
Cowboys 1)
vs. Chicago 2/4/07* (Bears 4,
Colts 2)
5 (3 times) Last: at Baltimore
1/13/07

FEWEST FUMBLES BOTH TEAMS

0 at Miami 12/30/00
vs. New Orleans 2/7/10*
at Houston 1/5/19
1 (11 times) Last: at New
England 1/18/15 (Colts 1)
2 (9 times) Last: vs. N.Y. Jets
1/24/10 (Colts 2)

MOST FUMBLES LOST BOTH TEAMS

6 at N.Y. Giants 12/28/58
(Giants 4, Colts 2)
5 vs. Dallas 1/17/71* (Colts 4,
Cowboys 1)
vs. Chicago 2/4/07* (Bears 3,
Colts 2)
4 at Cleveland 12/26/71 (Colts 2,
Browns 2)
3 (4 times) Last: at Baltimore
1/6/13 (Ravens 2, Colts 1)

FEWEST FUMBLES LOST BOTH TEAMS

0 (15 times) Last: at Houston
1/5/19
1 (12 times) Last: at Denver
1/11/15 (Broncos 1)



RECORDS

100-YARD RUSHING GAMES (186)

Date	Player	No-Yds	Date	Player	No-Yds	Date	Player	No-Yds
10/15/00	James at Sea.	38-219	11/19/89	Dickerson vs. NYJ	31-131	9/26/76	Mitchell at Dal.	27-115
11/21/04	James at Chi.	23-204	11/12/00	James vs. NYJ	31-131	9/20/81	Dickey at Den.	12-115
9/19/71	Bulaich vs. NYJ	22-198	12/6/81	Dickey vs. Dal.	15-130	12/20/87	Dickerson at SD	23-115
2/27/87	Dickerson vs. TB	33-196	12/5/99	James at Mia.	23-130	12/13/98	Faulk vs. Cin.	26-115
9/25/55	Ameche vs. Chi.	15-194	12/10/17	Gore at Buf.	36-130	11/30/58	Moore vs. SF	8-114
11/29/98	Faulk at Balt.	17-192	12/4/94	Faulk at Sea.	27-129	9/18/77	Mitchell at Sea.	32-114
10/28/56	Moore vs. GB	13-185	12/19/10	Brown vs. Jax.	14-129	9/30/84	McMillan vs. Buf.	16-114
11/30/75	Mitchell vs. KC	26-178	12/24/00	James vs. Minn.	26-128	11/10/02	Mungro at Phil.	28-114
10/1/95	Faulk vs. St.L Rams	19-177	9/18/05	James vs. Jax.	27-128	10/10/93	Potts vs. Dal.	18-113
12/16/01	Rhodes vs. Atl.	29-177	10/17/10	Addai at Was.	17-128	2/4/07*	Rhodes vs. Chi.	21-113
9/22/85	Wonsley vs. Det.	27-170	9/13/98	Faulk at NE	29-127	10/22/72	McCauley at NYJ	26-112
12/28/03	James at Hou.	27-171	11/16/03	James vs. NYJ	36-127	11/9/75	Mitchell at Buf.	27-112
11/26/06	Addai vs. Phil.	24-171	11/8/64	Lorick at Chi.	14-126	10/6/85	McMillan vs. Buf.	20-112
10/23/88	Dickerson at SD	30-169	10/29/78	Washington at Mia.	20-126	9/12/99	James vs. Buf.	26-112
12/4/88	Dickerson at Mia.	31-169	10/27/85	McMillan vs. GB	24-126	12/17/00	James at Mia.	32-112
12/18/88	Dickerson vs. Buf.	36-166	12/23/01	Rhodes vs. NYJ	17-126	11/4/07	Addai vs. N.E.	26-112
12/21/86	Bentley at Raid.	25-162	12/14/03	James vs. Atl.	20-126	11/7/77	Mitchell vs. Was.	29-111
11/25/56	Ameche vs. LA Rams	20-162	10/21/18	Mack vs. Buf	19-126	10/17/99	James at NYJ	26-111
12/18/11	Brown vs. Ten.	16-161	9/25/88	Dickerson vs. Mia.	30-125	12/11/00	James vs. Buf.	27-111
10/11/87	Banks vs. NYJ	25-159	1/11/04*	James at KC	26-125	9/23/01	James vs. Buf.	23-111
10/31/88	Dickerson vs. Den.	21-159	9/3/00	James at KC	28-124	9/25/66	Lorick vs. SF	18-110
10/20/74	Mitchell at NYJ	40-156	10/22/00	James vs. NE	20-124	11/19/67	Matte vs. Det.	17-110
11/15/87	Dickerson at Mia.	30-154	9/19/04	James at Ten.	21-124	12/18/83	Dickey vs. Hou.	23-110
10/1/55	Ameche vs. Det.	21-153	11/28/05	James vs. Pit.	29-124	12/30/90	Dickerson at Mia.	20-110
11/21/99	James at Phil.	22-152	12/4/83	Dickey vs. NYJ	18-123	10/30/94	Faulk vs. NYJ	24-110
10/22/89	Dickerson at Cin.	31-152	11/8/04	James vs. Minn.	26-123	11/9/97	Faulk vs. Cin.	18-110
11/17/74	Mitchell at Atl.	33-151	11/13/54	Taseff vs. GB@M	15-122	9/30/73	McCauley vs. NO	20-109
1/5/19*	Mack at Hou.	24-148	11/26/61	Moore at Was.	6-122	10/30/83	McMillan at Phil.	19-109
12/31/95*	Crockett at SD	13-147	11/13/05	James vs. Hou.	26-122	9/4/88	Dickerson vs. Hou.	24-109
9/6/81	McMillan at NE	16-146	1/6/07*	Addai vs. KC	25-122	11/17/99	James vs. KC	20-109
11/1/87	Bentley at NYJ	29-145	9/16/84	Dickey vs. St.L Cards.	23-121	11/1/56	Ameche at Cle.	18-108
11/25/90	Dickerson at Cin.	22-143	10/7/07	Keith vs. TB	28-121	10/17/71	Bulaich at NYG	15-108
9/4/94	Faulk at Hou.	23-143	11/11/56	Moore at Cle.	11-120	12/15/85	McMillan at TB	13-108
10/21/01	James vs. NE	30-143	11/22/59	Ameche vs. SF	25-120	11/14/99	James at NYG	16-108
10/17/05	James vs. St.L Rams	23-143	12/15/63	Matte vs. LA Rams	13-120	11/23/03	James at Buf.	28-108
11/16/58	Ameche at Chi.	26-142	9/14/03	James vs. Ten.	30-120	9/25/05	James vs. Cle.	27-108
12/16/73	Mitchell vs. NE	34-142	12/7/75	Mitchell at NYG	23-119	10/12/75	Mitchell vs. Buf.	19-107
10/9/77	Mitchell vs. Mia.	17-142	12/30/18	Mack at Ten.	25-119	12/17/89	Dickerson vs. Mia.	21-107
9/9/04	James at NE	30-142	10/16/60	Moore vs. LA Rams	9-118	12/30/00*	James at Mia.	21-107
1/6/02	Rhodes vs. Den.	31-141	10/2/88	Dickerson at NE	29-118	12/4/05	James vs. Ten.	28-107
10/29/00	James vs. Det.	31-139	9/19/99	James at NE	32-118	9/17/61	Perry vs. LA Rams	18-106
10/23/05	James at Hou.	21-139	11/26/00	James vs. Mia.	26-118	11/23/75	Mitchell at Mia.	26-106
12/16/18	Mack vs. Dal.	27-139	9/6/07	Addai vs. NO	23-118	9/19/76	Mitchell vs. Cin.	27-106
11/8/87	Dickerson vs. SD	35-138	11/7/53	Huzvar at Det.	19-117	11/4/79	Washington vs. Cin.	22-106
9/15/02	James vs. Mia.	30-138	10/29/55	Ameche vs. GB	22-117	9/10/89	Dickerson vs. SF	19-106
12/10/89	Dickerson vs. Cle.	26-137	11/2/69	Matte vs. Was.	21-117	11/17/02	James vs. Dal.	24-106
11/22/53	Taliaferro vs. LA Rams	16-136	11/22/87	Dickerson at NE	27-117	10/16/16	Gore at Hou.	22-106
10/19/58	Moore at Det.	12-136	9/19/88	Dickerson at Cle.	22-117	11/5/61	Perry vs. GB	21-105
11/1/76	Mitchell vs. Hou.	28-136	12/16/90	Dickerson at NYJ	28-117	11/25/04	James at Det.	23-105
11/29/87	Dickerson vs. Hou.	27-136	12/1/91	Dickerson vs. Cle.	16-117	12/5/04	James vs. Ten.	18-105
10/10/04	James vs. Oak.	32-136	10/31/99	James vs. Dal.	27-117	10/9/05	James at SF	21-105
9/30/07	Addai vs. Den.	19-136	1/12/69*	Matte vs NYJ	11-116	11/16/08	Addai vs. Hou.	22-105
9/9/01	James at NYJ	28-135	12/26/70*	Bulaich vs. Cin.	25-116	12/16/12	Ballard at Hou.	18-105
9/30/73	Mitchell vs. NO	22-133	9/17/89	Dickerson at LA Rams	21-116	12/9/73	Mitchell vs. Mia.	35-104
12/9/97	Faulk at NYJ	23-133	11/16/97	Faulk vs. GB	17-116	9/11/94	Faulk at TB	18-104
10/28/18	Mack at Oak.	25-132	10/14/01	James vs. Oak.	26-116	11/25/01	Rhodes vs. SF	27-104

RECORDS



Date	Player	No-Yds
10/26/03	James vs. Hou.	23-104
12/12/04	James at Hou.	28-104
11/7/05	James at NE	34-104
10/18/98	Faulk at SF	17-103
12/26/99	James at Cle.	28-103
11/23/80	Dickey at NE	16-102
12/21/97	Faulk at Minn.	23-102
10/25/01	James at KC	27-102
12/5/96	Faulk vs. Phil.	16-101
12/12/99	James vs. NE	20-101
12/18/16	Gore at Minn.	26-101
11/12/61	Perry at Minn.	19-100
10/6/85	Bentley vs. Buf.	17-100
1/2/94	Potts vs. Buf.	14-100
11/4/01	Rhodes at Buf.	24-100
12/24/06	Addai at Hou.	15-100
10/28/07	Addai at Car.	23-100
12/31/17	Gore vs. Hou.	24-100

*Postseason Game

LEADERS: Edgerrin James, 51; Eric Dickerson, 24; Lydell Mitchell, 16; Marshall Faulk, 14; Joseph Addai, 9; Alan Ameche, 7; Curtis Dickey, 6; Randy McMillan, 6; Lenny Moore, 6; Dominic Rhodes, 6; Marlon Mack, 5; Frank Gore, 4; Tom Matte, 4; Albert Bentley, 3; Norm Bulaich, 3; Joe Perry, 3; Donald Brown, 2; Tony Lorick, 2; Don McCauley, 2; Roosevelt Potts, 2; Joe Washington, 2; Vick Ballard, 1; Chuck Banks, 1; Zack Crockett, 1; John Huzvar, 1; Kenton Keith, 1; James Mungro, 1; George Taliaferro, 1; Carl Taseff, 1; George Wonsley, 1.

AGAINST OPPONENT: Jets, 16; Bills, 14; Dolphins, 14; Patriots, 13; Texans, 11; Titans, 11; Rams, 8; Bengals, 7; Browns, 7; Lions, 7; 49ers, 7; Chiefs, 6; Cowboys, 6; Packers, 6; Bears, 5; Eagles, 5; Vikings, 5; Broncos, 4; Buccaneers, 4; Chargers, 4; Raiders, 4; Redskins, 4; Falcons, 3; Giants, 3; Saints, 3; Seahawks, 3; Jaguars, 2; Cardinals, 1; Panthers, 1; Ravens, 1; Steelers, 1.

TWO 100-YARD RUSHERS: Moore (120), Ameche (108) at Cle. 11/11/56; Mitchell (133), McCauley (109) vs. NO 9/30/73; McMillan (112), Bentley (100) vs. Buf. 10/6/85; **Total: 3**

RECORDS



300-YARD PASSING GAMES (165)

Date	Player	C-A-YDS-TD-IN
10/31/04	472 Manning at KC	25-44-472-5-1
9/30/18	464 Luck vs. Hou.	40-62-464-4-0
1/9/05	*458 Manning vs. Den.	27-33-458-4-1
1/4/14	*443 Luck vs. KC	29-45-443-4-3
9/25/00	440 Manning vs. Jax.	23-36-440-4-0
9/12/10	433 Manning at Hou.	40-57-433-3-0
11/4/12	433 Luck vs. Mia.	30-48-433-2-0
12/5/04	425 Manning vs. Ten.	25-33-425-3-2
9/23/01	421 Manning vs. Buf.	23-29-421-4-2
9/26/99	404 Manning at SD	29-54-404-2-1
1/13/07	*402 Manning vs. SD	33-48-402-3-2
9/17/67	401 Unitas vs. Atl.	23-32-401-2-1
11/16/03	401 Manning vs. NYJ	27-36-401-1-0
9/17/06	400 Manning vs. Hou.	26-38-400-3-0
10/26/14	400 Luck at Pit.	26-45-400-3-2
12/9/18	399 Luck at Hou.	27-41-399-2-1
11/1/59	397 Unitas vs. Cle.	23-41-397-4-3
11/21/10	396 Manning at NE	38-52-396-4-3
9/26/04	393 Manning vs. GB	28-40-393-5-0
9/28/14	393 Luck vs. Ten	29-41-393-4-1
12/2/12	391 Luck at Det.	24-54-391-4-3
10/6/03	386 Manning at TB	34-47-386-2-1
12/16/62	385 Unitas vs. Minn.	19-34-385-4-2
12/15/74	385 Jones vs. NYJ	36-53-385-4-4
9/11/16	385 Luck vs. Det.	31-47-385-4-0
12/26/04	383 Manning vs. SD	27-44-383-2-1
9/27/09	379 Manning at Ari.	24-35-379-4-1
1/4/04	*377 Manning vs. Den.	22-26-377-5-0
1/24/10	*377 Manning vs. NYJ	26-39-377-3-0
11/10/63	376 Unitas vs. Det.	17-24-376-2-1
9/24/72	376 Unitas vs. NYJ	26-45-376-2-0
11/7/93	376 George at Was.	37-59-376-3-1
1/4/15	*376 Luck vs. Cin.	31-44-376-1-0
11/12/67	370 Unitas at Atl.	17-20-370-4-0
11/25/01	370 Manning vs. SF	31-51-370-1-4
9/7/14	370 Luck at Den.	35-53-370-2-2
9/21/14	370 Luck at Jax.	31-39-370-4-0
10/9/14	370 Luck at Hou.	25-44-370-3-1
11/30/14	370 Luck vs. Was.	19-27-370-5-1
10/24/04	368 Manning at Jax.	27-39-368-3-0
12/8/62	367 Unitas vs. Was.	25-36-367-4-1
9/10/00	367 Manning vs. Oak.	33-48-367-3-2
12/22/02	365 Manning vs. NYG	30-46-365-3-2
11/20/05	365 Manning at Cin.	24-40-365-3-1
12/5/10	365 Manning vs. Dal.	36-48-365-2-4
10/4/18	365 Luck at NE	38-59-365-3-2
12/18/08	364 Manning at Jax.	29-34-364-3-0
10/7/12	362 Luck vs. GB	31-55-362-2-1
11/16/86	359 Trudeau at NYJ	27-57-359-1-4
12/4/60	357 Unitas vs. Det.	22-40-357-2-3
9/27/81	357 Jones vs. Mia.	20-27-357-3-1
11/29/98	357 Manning at Balt.	27-42-357-3-1
12/23/18	357 Luck vs. NYG	31-47-357-2-1
11/26/60	356 Unitas vs. SF	16-30-356-3-5
11/3/14	354 Luck at NYG	25-46-354-4-0
12/1/63	355 Unitas at Was.	24-37-355-3-1
10/1/67	353 Unitas vs. SF	22-37-353-2-0
10/4/09	353 Manning vs. Sea.	31-41-353-2-1

Date	Player	C-A-YDS-TD-IN
12/4/11	353 Orlovsky at NE	30-37-353-2-1
11/10/13	353 Luck vs. Stl.	29-47-353-1-3
10/23/16	353 Luck at Ten.	27-39-353-3-0
10/3/10	352 Manning at Jax.	33-46-352-2-1
12/3/06	351 Manning at Ten.	21-28-351-1-2
12/28/58	*349 Unitas at NYG	26-40-349-1-1
1/21/07	*349 Manning vs. NE	27-47-349-1-1
12/19/70	348 Morrall vs. NYJ	18-33-348-4-1
9/22/91	348 George vs. Det.	29-40-348-2-1
11/9/03	347 Manning at Jax.	28-45-347-2-2
11/1/09	347 Manning vs. SF	31-48-347-0-0
10/29/06	345 Manning at Den.	32-39-345-3-0
12/8/63	344 Unitas vs. Minn.	17-22-344-3-0
10/19/14	344 Luck vs. Cin.	27-42-344-2-0
11/6/66	342 Unitas vs. Was.	22-31-342-3-2
11/25/18	343 Luck vs. Mia.	30-37-343-3-2
10/22/06	342 Manning vs. Was.	25-35-342-4-0
12/18/77	340 Jones vs. NE	19-30-340-3-0
11/16/97	340 Justin vs. GB	24-30-340-1-0
12/17/66	339 Unitas at SF	20-30-339-4-1
12/3/00	339 Manning at NYJ	27-51-339-2-2
11/29/92	337 Trudeau vs. Buf.	26-41-337-0-1
12/18/05	336 Manning vs. SD	26-45-336-1-2
12/20/98	335 Manning at Sea.	23-39-335-1-1
10/21/01	335 Manning vs. NE	22-34-335-1-0
10/8/00	334 Manning at NE	31-54-334-1-3
11/18/12	334 Luck at NE	27-50-334-2-3
2/7/10	*333 Manning vs. NO	31-45-333-1-1
10/25/15	333 Luck vs. NO	23-44-333-3-2
1/11/14	*331 Luck at NE	20-41-331-2-4
9/25/16	331 Luck vs. SD	24-37-331-1-1
11/15/92	330 George vs. NE	18-35-330-2-3
1/2/94	330 George vs. Buf.	30-48-330-1-0
9/30/90	329 Trudeau at Phil.	19-40-329-3-1
12/20/92	328 George vs. Pho.	25-41-328-1-1
11/11/07	328 Manning at SD	34-56-328-2-6
11/3/02	327 Manning vs. Ten.	37-50-327-2-1
11/15/09	327 Manning vs. NE	28-44-327-4-2
11/5/06	326 Manning at NE	20-36-326-2-1
12/8/13	326 Luck at Cin.	29-46-326-4-0
12/16/01	325 Manning vs. Atl.	23-35-325-3-1
9/26/10	325 Manning at Den.	27-43-325-3-0
11/15/59	324 Unitas vs. GB@M	19-33-324-3-0
11/6/60	324 Unitas vs. GB	20-29-324-4-1
10/31/65	324 Unitas at SF	23-34-324-4-0
12/11/05	324 Manning at Jax.	24-36-324-2-0
12/15/63	323 Unitas vs. LA Rams	21-37-323-1-0
11/20/77	322 Jones vs. NYJ	23-36-322-2-1
10/9/16	322 Luck vs. Chi.	28-39-322-2-0
11/7/05	321 Manning at NE	28-37-321-3-1
9/15/13	321 Luck vs. Mia.	25-43-321-1-1
1/1/17	321 Luck vs. Jax.	24-40-321-2-1
11/14/04	320 Manning vs. Hou.	18-27-320-5-2
11/16/08	320 Manning vs. Hou.	30-46-320-2-0
10/10/65	319 Unitas vs. Det.	18-24-319-3-1
10/19/69	319 Unitas at NO	20-28-319-3-0
10/8/95	319 Harbaugh at Mia.	25-33-319-3-0
11/10/02	319 Manning at Phil.	18-23-319-3-0

RECORDS



Date	Player	C-A-YDS-TD-IN	Date	Player	C-A-YDS-TD-IN
12/9/10	319 Manning at Ten.	25-35-319-2-0	10/14/18	301 Luck at NYJ	23-43-301-4-3
9/9/18	319 Luck vs. Cin.	39-53-319-2-1	10/26/69	300 Unitas vs. SF	19-37-300-2-3
12/14/86	318 Hogeboom vs. Buf.	23-33-318-2-0	*Postseason Game		
10/18/92	318 George vs. SD	27-39-318-2-2			
12/14/08	318 Manning vs. Det.	28-37-318-1-0			
11/8/09	318 Manning vs. Hou.	34-50-318-1-1			
10/12/86	315 Trudeau vs. NO	24-44-315-2-1			
11/29/15	315 Hasselbeck vs. TB	26-42-315-2-0			
11/18/56	314 Unitas at Det.	17-30-314-0-1			
12/16/61	314 Unitas at SF	19-34-314-3-0			
9/28/03	314 Manning at NO	20-25-314-6-0			
10/8/17	314 Brissett vs. SF	22-34-314-0-1			
10/31/99	313 Manning vs. Dal.	22-34-313-1-0			
12/10/06	313 Manning at Jax.	25-50-313-0-1			
9/23/12	313 Luck vs. Jax.	22-46-313-2-1			
10/21/90	312 Trudeau vs. Den.	24-39-312-2-1			
9/16/07	312 Manning at Ten.	28-42-312-1-1			
10/5/14	312 Luck vs. Bal.	32-49-312-1-2			
10/18/15	312 Luck vs. NE	30-50-312-3-0			
12/23/07	311 Manning vs. Hou.	28-35-311-3-0			
9/14/08	311 Manning at Minn.	26-42-311-1-2			
10/11/81	310 Jones vs. Cin.	22-30-310-1-2			
11/30/97	310 Harbaugh at NE	22-41-310-2-0			
12/2/01	310 Manning at Bal.	27-48-310-2-1			
1/3/09	*310 Manning at SD	25-42-310-1-0			
9/27/98	309 Manning vs. NO	19-32-309-1-3			
10/11/09	309 Manning at Ten.	36-44-309-3-1			
9/9/12	309 Luck at Chi.	23-45-309-1-3			
12/17/09	308 Manning at Jax.	23-30-308-4-1			
11/5/17	308 Brissett at Hou.	20-30-308-2-0			
10/2/60	307 Unitas vs. Chi.	14-27-307-4-0			
9/28/75	307 Jones vs. Raid.	21-43-307-1-1			
10/17/10	307 Manning at Was.	25-38-307-2-0			
11/9/75	306 Jones at Buf.	14-22-306-2-1			
11/21/65	305 Unitas vs. Phil.	19-32-305-2-1			
11/25/79	304 Landry vs. Mia.	25-42-304-3-1			
10/21/02	304 Manning at Pit.	32-48-304-1-3			
1/11/04	*304 Manning at KC	22-30-304-3-0			
9/21/09	303 Manning at Mia.	14-23-303-2-0			
11/16/14	303 Luck vs. NE	23-39-303-2-1			
10/29/61	302 Unitas vs. Chi.	20-36-302-2-2			
10/6/68	302 Morrall vs. Chi.	14-25-302-4-1			
9/6/98	302 Manning vs. Mia.	21-37-302-1-3			
11/5/00	302 Manning at Chi.	26-39-302-2-1			
9/19/76	301 Jones vs. Cin.	14-29-301-3-3			
9/1/91	301 George vs. NE	27-42-301-1-2			
9/13/09	301 Manning vs. Jax.	28-38-301-1-1			

LEADERS: Peyton Manning, 71; Andrew Luck, 36; John Unitas, 27; Bert Jones, 8; Jeff George, 7; Jack Trudeau, 5; Jacoby Brissett, 2; Jim Harbaugh, 2; Earl Morrall, 2; Matt Hasselbeck, 1; Gary Hogeboom, 1; Paul Justin, 1; Greg Landry, 1; Dan Orlovsky, 1.

AGAINST OPPONENT: Patriots, 17; Jaguars, 12; Texans, 10; 49ers, 9; Jets, 9; Chargers, 8; Dolphins, 8; Lions, 8; Titans, 8; Bengals, 7; Redskins, 7; Bears, 6; Broncos, 6; Saints, 6; Bills, 5; Packers, 5; Giants, 4; Chiefs, 3; Eagles, 3; Falcons, 3; Ravens, 3; Vikings, 3; Buccaneers, 2; Cardinals, 2; Cowboys, 2; Raiders, 2; Rams, 2; Seahawks, 2; Steelers, 2; Browns, 1; Panthers, 0.

RECORDS



100-YARD RECEIVING GAMES (360)

Date	Player	No-Yds	Date	Player	No-Yds	Date	Player	No-Yds
11/10/57	Berry at Was.	12-224	10/26/14	Hilton at Pit.	6-155	12/10/89	Rison vs. Cle.	5-135
1/4/14	*Hilton vs. KC	13-224	11/18/18	Hilton vs. Ten.	9-155	12/18/05	Harrison vs. SD	8-135
10/9/14	Hilton at Hou.	9-223	11/29/98	Small at Balt.	9-153	9/17/06	Wayne vs. Hou.	6-135
1/9/05	*Wayne vs. Den.	10-221	12/5/04	Stokley vs. Ten.	8-153	9/9/12	Wayne at Chi.	9-135
10/7/12	Wayne vs. GB	13-212	9/24/17	Hilton vs. Cle.	7-153	11/12/67	Perkins at Atl.	5-134
10/24/76	Carr at NYJ	5-210	10/21/90	Hester vs. Den.	8-152	12/7/69	Hinton vs. Det.	5-134
11/7/93	Langhorne at Was.	12-203	1/24/10	*Garcon vs. NYJ	11-151	10/15/00	Harrison at Sea.	7-134
12/5/10	Wayne vs. Dal.	14-200	11/24/68	Richardson vs. Minn.	6-150	12/9/07	Gonzalez at Balt.	6-134
12/9/18	Hilton at Hou.	9-199	10/13/02	Harrison vs. Balt.	12-150	11/30/14	Moncrief vs. Was.	3-134
9/19/76	Carr vs. Cin.	6-198	12/4/11	Garcon at NE	9-150	12/8/62	Orr vs. Was.	6-133
9/26/99	Harrison at SD	13-196	12/7/14	Hilton at Cle.	10-150	12/7/80	Carr at Cin.	7-133
9/26/99	Harrison at SD	13-196	10/25/15	Hilton vs. NO	4-150	1/4/04	*Harrison vs. Den.	7-133
10/3/10	Wayne at Jax.	15-196	9/28/58	Berry vs. Det.	10-149	10/23/16	Hilton at Ten.	7-133
9/28/70	Hinton vs. KC	11-190	11/10/63	Berry vs. Det.	5-148	10/30/66	Mackey at LA Rams	5-132
9/18/78	Carr at NE	6-187	12/22/68	*Richardson vs. Minn.	6-148	11/14/04	Stokley vs. Hou.	5-132
10/23/60	Berry at Det.	11-186	9/25/00	Wilkins vs. Jax.	9-148	12/17/09	Wayne at Jax.	5-132
9/24/67	Richardson at Phil.	11-184	11/1/09	Wayne vs. SF	12-147	12/13/15	Hilton at Jax.	4-132
9/26/04	Wayne vs. GB	11-184	12/15/57	Berry at LA Rams	7-146	12/16/62	Berry vs. Minn.	8-131
9/21/09	Clark at Mia.	7-183	10/26/69	Orr vs. SF	8-146	11/6/66	Berry vs. Was.	10-131
11/9/58	Moore at NYG	6-181	9/13/87	Brooks vs. Cin.	6-146	11/6/66	Orr vs. Was.	5-131
11/26/60	Berry vs. SF	9-181	9/23/01	Harrison vs. Buf.	7-146	10/22/07	Wayne at Jax.	9-131
12/8/57	Moore at SF	6-180	12/5/16	Hilton vs. NYJ	9-146	12/15/63	Berry vs. LA Rams	7-130
12/28/58	*Berry at NYG	12-178	10/3/11	Garcon at TB	2-146	9/2/79	Washington at KC	13-130
11/16/86	Brooks at NYJ	9-177	10/4/64	Orr vs. Rams	5-145	11/10/13	Hilton vs. Stl.	7-130
10/8/17	Hilton vs. SF	7-177	9/27/81	Butler vs. Mia.	4-145	10/29/89	Rison vs. NE	6-129
10/6/03	Harrison at TB	11-176	10/6/02	Harrison vs. Cin.	9-145	1/3/09	*Wayne at SD	4-129
11/5/17	Hilton at Hou.	5-175	11/5/06	Harrison at NE	8-145	12/23/56	Mutscheller vs. Was.	6-128
11/11/01	Harrison vs. Mia.	9-174	12/8/63	Mackey vs. Minn.	5-144	9/27/98	Faulk vs. NO	6-128
9/25/16	Hilton vs. SD	8-174	10/10/93	Dawkins vs. Dal.	8-144	11/15/98	Harrison vs. NYJ	9-128
12/15/02	Harrison at Cle.	9-172	9/15/02	Harrison vs. Mia.	11-144	11/25/01	Harrison vs. SF	8-128
12/3/06	Harrison at Ten.	7-172	1/4/04	*Stokley vs. Den.	4-144	1/6/02	Harrison vs. Den.	9-128
9/26/10	Collie at Den.	12-171	11/16/14	Fleener vs. NE	7-144	12/22/02	Harrison vs. NYG	10-128
10/9/16	Hilton vs. Chi.	10-171	10/1/61	Moore vs. Minn.	5-143	11/7/05	Harrison at NE	9-128
12/11/83	Henry at Den.	8-169	9/18/66	Mackey at Minn.	6-143	11/28/05	Harrison vs. Pit.	4-128
11/29/59	Berry vs. LA Rams	7-168	12/23/07	Wayne vs. Hou.	10-143	12/8/63	Berry vs. Minn.	8-127
9/23/01	Pathon vs. Buf.	9-168	12/14/08	Clark vs. Det.	12-142	10/23/94	Faulk vs. Was.	8-127
10/28/07	Wayne at Car.	7-168	9/10/00	Harrison vs. Oak.	10-141	12/23/01	Harrison vs. NYJ	12-127
10/10/65	Orr vs. Det.	9-167	9/21/03	Wayne vs. Jax.	10-141	11/25/04	Harrison at Det.	12-127
11/21/65	Moore vs. Phil.	7-163	11/16/03	Harrison vs. NYJ	9-141	9/17/06	Harrison vs. Hou.	7-127
11/15/92	Johnson vs. NE	7-163	10/2/60	Moore vs. Chi.	4-140	11/30/14	Fleener vs. Was.	4-127
9/12/10	Collie at Hou.	11-163	11/11/07	Wayne at SD	10-140	10/11/53	Taliaferro at Chi.	5-126
9/13/09	Wayne vs. Jax.	10-162	10/6/13	Hilton vs. Sea.	5-140	12/27/59	*Moore vs. NYG	3-126
10/4/87	Murray at Buf.	7-161	11/26/60	Moore vs. SF	5-139	9/17/67	Mackey vs. Atl.	8-126
9/23/68	Orr at Atl.	5-160	12/4/60	Moore vs. Det.	4-139	11/17/68	Richardson vs. Stl.	5-126
11/10/68	Orr at Det.	5-160	10/16/88	Brooks vs. TB	7-139	11/18/01	Pollard at NO	3-126
10/1/89	Brooks at NYJ	7-159	12/6/64	Orr vs. Det.	5-138	9/27/09	Wayne at Ariz.	7-126
10/8/00	Harrison at NE	13-159	12/26/99	Harrison at Cle.	14-138	11/15/09	Wayne vs. NE	10-126
9/28/03	Harrison at NO	6-158	11/17/02	Harrison vs. Dal.	14-138	10/2/54	B. Young vs. NYG	2-125
12/2/07	Wayne vs. Jax.	8-158	10/29/06	Wayne at Den.	10-138	12/12/65	Berry vs. GB	10-125
11/23/58	Moore vs. LA Rams	6-157	12/23/18	Hilton vs. NYG	7-138	12/13/70	Jefferson at Buf.	5-125
10/21/01	Harrison vs. NE	8-157	11/6/60	Berry vs. GB	10-137	11/7/76	L. Mitchell at SD	8-125
11/1/59	Berry vs. Cle.	11-156	11/6/60	Moore vs. GB	8-137	10/15/95	Dilger vs. SF	7-125
9/8/96	Dilger at NYJ	7-156	11/10/02	Harrison at Phil.	6-137	12/5/99	Harrison at Mia.	8-125
10/24/99	Harrison vs. Cin.	8-156	12/11/05	Harrison at Jax.	6-137	11/20/05	Clark at Cin.	6-125
10/22/00	Harrison vs. NE	5-156	1/21/07	*Clark vs. NE	6-137	10/9/11	Garcon at Cin.	5-125
11/18/56	Berry at Det.	6-155	9/14/08	Gonzalez at Minn.	9-137	11/25/18	Hilton vs. Mia.	7-125
10/29/61	Moore vs. Chi.	7-155	11/12/72	Havrilak at SF	6-136	12/3/67	Hawkins vs. Dal.	8-124
10/21/62	Orr at Chi.	7-155	11/9/75	Carr at Buf.	2-136	10/31/71	Perkins vs. Pit.	2-124
12/29/13	Hilton vs. Jax.	11-155	12/6/09	Garcon vs. Ten.	6-136	11/6/78	Carr vs. Was.	4-124

RECORDS



Date	Player	No-Yds	Date	Player	No-Yds	Date	Player	No-Yds
9/12/99	Green vs. Buf.	5-124	9/23/12	Hilton vs. Jax.	4-113	9/11/11	Wayne at Hou.	7-106
12/7/03	Harrison at Ten.	10-124	1/6/13	*Wayne at Balt.	9-113	12/22/11	Wayne vs. Hou.	8-106
11/7/05	Wayne at NE	9-124	10/26/14	Moncrief at Pit.	7-113	10/31/54	Edwards at Was.	8-105
9/15/13	Hilton vs. Mia.	6-124	11/25/56	Mutscheller vs. LA Rams	5-112	12/16/61	Orr at SF	4-105
10/3/59	Berry vs. Chi.	8-123	10/15/61	Mutscheller at Chi.	4-112	11/17/68	Mackey vs. Stl.	5-105
11/8/64	Orr at Chi.	6-123	11/27/77	McCauley at Den.	11-112	9/23/73	Doughty vs. NYJ	5-105
12/17/95	Dawkins vs. SD	6-123	11/14/93	Langhorne vs. NYJ	8-112	10/26/75	M. Johnson at NYJ	3-105
12/26/04	Stokley vs. SD	7-123	10/24/04	Stokley vs. Jax.	7-112	11/23/86	Brooks at Hou.	7-105
1/24/10	*Collie vs. NYJ	7-123	1/9/05	*Clark vs. Den.	6-112	9/22/91	Johnson vs. Det.	9-105
12/8/62	Berry vs. Was.	11-122	12/24/06	Harrison at Hou.	8-112	10/18/92	Hester vs. SD	8-105
12/18/77	Chester vs. NE	4-122	1/8/11	*Garcon vs. NYJ	5-112	10/1/94	Dawkins at Buf.	6-105
12/24/05	Stokley at Sea.	5-122	12/1/63	Orr at Was.	7-111	9/19/99	Harrison at NE	7-105
10/22/06	Wayne vs. Was.	7-122	10/10/71	Mitchell at Buf.	6-111	11/22/07	Gonzalez at Atl.	6-105
11/27/11	Wayne vs. Car.	5-122	10/8/89	Brooks vs. Buf.	5-111	12/18/08	Clark at Jax.	8-105
11/23/14	Hilton vs. Jax.	4-122	11/21/99	Wilkins at Phil.	4-111	9/28/14	Hilton vs. Ten.	6-105
9/21/15	Moncrief vs. NYJ	7-122	12/26/04	Harrison vs. SD	6-111	12/24/16	Hilton at Oak.	4-105
11/11/79	Washington at Mia.	10-121	11/19/06	Wayne at Dal.	7-111	10/4/18	Ebron at NE	9-105
9/12/99	Harrison vs. Buf.	8-121	9/16/12	Avery vs. Min.	9-111	11/13/60	Berry at Chi.	6-104
11/10/02	Wayne at Phil.	6-121	12/30/12	Hilton vs. Hou.	4-111	10/6/68	Mackey vs. Chi.	7-104
11/3/13	Hilton at Hou.	7-121	11/4/62	Orr at SF	5-110	10/6/68	Orr vs. Chi.	2-104
10/29/17	Doyle at Cin.	12-121	10/1/67	Perkins vs. SF	5-110	10/27/85	Capers vs. GB	5-104
10/26/80	Carr vs. Stl.	9-120	12/18/77	Doughty vs. NE	5-110	9/30/90	Bentley at Phil.	3-104
11/30/97	Dawkins at NE	7-120	9/26/93	Hester vs. Cle.	7-110	12/13/92	Cash at NYJ	7-104
9/16/84	Porter vs. Stl.	4-120	9/22/02	Harrison at Hou.	8-110	12/22/02	Wayne vs. NYG	6-104
12/20/98	Small at Sea.	3-120	9/26/04	Stokley vs. GB	8-110	12/14/08	Wayne vs. Det.	7-104
11/1/98	Faulk vs. NE	9-119	12/10/06	Wayne at Jax.	8-110	11/12/17	Rogers vs. Pit.	6-104
10/12/03	Harrison vs. Car.	8-119	10/21/56	Mutscheller at Chi.	5-109	11/8/59	Mutscheller at Was.	6-103
9/19/04	Wayne at Ten.	7-119	11/8/59	Moore at Was.	4-109	11/22/64	Mackey at LA Rams	4-103
10/31/04	Harrison at KC	5-119	10/21/73	Doughty at Det.	3-109	12/15/96	Harrison at KC	6-103
10/31/04	Wayne at KC	6-119	10/27/85	Bouza vs. GB	6-109	9/25/00	Harrison vs. Jax.	2-103
11/8/09	Clark vs. Hou.	14-119	11/14/99	Harrison at NYG	6-109	12/8/02	Wayne at Ten.	5-103
9/28/14	Wayne vs. Ten.	7-119	10/29/00	Harrison vs. Det.	9-109	1/6/07	*Clark vs. KC	9-103
10/4/58	Moore vs. Chi.	3-118	12/3/00	Wilkins at NYJ	7-109	10/17/10	Garcon at Was.	4-103
12/12/99	Harrison vs. NE	6-118	12/24/00	Harrison vs. Minn.	12-109	1/11/14	*Hilton at NE	4-103
10/12/08	Wayne vs. Balt.	8-118	10/2/05	Harrison at Ten.	9-109	1/4/15	*Hilton vs. Cin.	6-103
10/25/59	Berry vs. GB	10-117	10/12/58	Moore vs. GB@M	6-108	11/25/65	Mackey at Det.	5-102
12/4/60	Berry vs. Det.	10-117	12/17/66	Orr at SF	4-108	12/15/74	Chester vs. NYJ	8-102
12/19/99	Harrison vs. Was.	9-117	9/14/80	Carr vs. Pit.	6-108	11/9/75	Doughty at Buf.	3-102
12/14/03	Harrison vs. Atl.	7-117	10/31/88	Brooks vs. Den.	3-108	11/20/77	Chester vs. NYJ	5-102
11/20/05	Wayne at Cin.	5-117	11/19/89	Rison vs. NYJ	5-108	9/6/98	Harrison vs. Mia.	5-102
12/1/63	Matte at Was.	7-116	11/13/05	Harrison vs. Hou.	7-108	11/22/98	Faulk at Buf.	8-102
11/1/59	Moore vs. Cle.	5-115	12/18/08	Wayne at Jax.	7-108	11/14/04	Clark vs. Hou.	3-102
12/5/59	Moore at SF	6-115	11/22/09	Garcon at Balt.	6-108	11/25/12	Wayne vs. Buf.	8-102
1/3/71	*Hinton vs. Oak.	5-115	11/7/10	Tamme at Phil.	11-108	11/4/12	Hilton vs. Mia.	6-102
9/24/72	Havrilak vs. NYJ	4-115	11/4/12	Avery vs. Mia.	5-108	12/28/58	*Moore at NYG	6-101
9/3/00	Harrison at KC	9-115	10/20/57	Mutscheller at Det.	5-107	10/15/78	Doughty vs. NYJ	7-101
9/6/07	Wayne vs. NO	7-115	11/15/64	Moore vs. Minn.	3-107	11/26/89	Brooks vs. SD	8-101
12/11/16	Hilton vs. Hou.	9-115	11/24/02	Harrison at Den.	11-107	11/19/95	Dawkins at NE	4-101
9/30/18	Hilton vs. Hou.	4-115	11/21/10	Wayne at NE	8-107	12/16/01	Pollard vs. Atl.	5-101
11/30/58	Berry vs. SF	9-114	11/14/13	Fleener at Ten.	8-107	12/1/02	Harrison vs. Hou.	9-101
9/24/72	Mitchell vs. NYJ	8-114	12/8/13	Rogers at Cin.	6-107	12/10/06	Harrison at Jax.	6-101
12/12/76	Carr vs. Buf.	4-114	10/19/14	Hilton vs. Cin.	7-107	10/20/57	Moore at Det.	6-100
12/13/81	Carr at Was.	6-114	9/28/75	Doughty vs. Oak.	5-106	11/18/62	Orr at GB	5-100
11/4/07	Addai vs. NE	5-114	10/10/76	Chester vs. Mia.	5-106	10/24/65	Orr vs. LA Rams	5-100
11/9/08	Wayne at Pit.	6-114	11/17/91	Brooks vs. Chi.	7-106	10/31/71	Richardson vs. Pit.	4-100
11/29/15	Moncrief vs. TB	8-114	11/29/92	Arbuckle vs. Buf.	9-106	11/10/91	Hester at NYJ	5-100
10/2/60	Berry vs. Chi.	7-113	12/5/96	Harrison vs. Phil.	6-106	12/14/97	Dilger at NYJ	5-100
10/19/69	Orr at NO	5-113	11/21/04	Wayne at Chi.	6-106	10/26/03	Harrison vs. Hou.	8-100
9/29/85	Butler at NYJ	4-113	12/5/04	Harrison vs. Ten.	4-106	11/16/03	Clark vs. NYJ	5-100
9/10/06	Harrison at NYG	9-113	12/9/10	Wayne at Ten.	4-106	11/18/12	Hilton at N.E.	6-100

RECORDS



Date	Player	No-Yds
12/2/12	Hilton at Det.	6-100
9/29/13	Wayne at Jax.	5-100
12/23/17	Hilton vs. Bal.	6-100

*Postseason Game

LEADERS: Marvin Harrison, 60; Reggie Wayne, 46; T.Y. Hilton, 36; Raymond Berry, 24; Lenny Moore, 19; Jimmy Orr, 18; Roger Carr, 10; Dallas Clark, 10; Bill Brooks, 9; John Mackey, 8; Pierre Garcon, 8; Brandon Stokley, 7; Glenn Doughty, 6; Jim Mutscheller, 6; Sean Dawkins, 5; Willie Richardson, 5; Raymond Chester, 4; Marshall Faulk, 4; Jessie Hester, 4; Donte Moncrief, 4; Austin Collie, 3; Ken Dilger, 3; Coby Fleener, 3; Anthony Gonzalez, 3; Eddie Hinton, 3; Ray Perkins, 3; Andre Rison, 3; Terrence Wilkins, 3; Donnie Avery, 2; Ray Butler, 2; Sam Havrilak, 2; Anthony Johnson, 2; Reggie Langhorne, 2; Tom Mitchell, 2; Marcus Pollard, 2; Torrance Small, 2; Joe Washington, 2; Joseph Addai, 1; Charles Arbuckle, 1; Albert Bentley, 1; Matt Bouza, 1; Wayne Capers, 1; Kerry Cash, 1; Jack Doyle, 1; Eric Ebron, 1; Dan Edwards, 1; E. G. Green, 1; Alex Hawkins, 1; Bernard Henry, 1; Roy Jefferson, 1; Marshall Johnson, 1; Tom Matte, 1; Don McCauley, 1; Lydell Mitchell, 1; Walter Murray, 1; Jerome Pathon, 1; Tracy Porter, 1; Chester Rogers, 1; Da'Rick Rogers, 1; George Taliaferro, 1; Jacob Tamme, 1; Buddy Young, 1.

AGAINST OPPONENT: Jets, 26; Patriots, 25; Texans, 21; Lions, 20; Redskins, 20; Jaguars, 19; Bears, 17; 49ers, 15; Bills, 15; Titans, 15; Dolphins, 13; Broncos, 12; Bengals, 11; Chargers, 11; Packers, 11; Vikings, 11; Eagles, 10; Giants, 10; Rams, 10; Chiefs, 9; Browns, 8; Steelers, 8; Ravens, 7; Cowboys, 6; Falcons, 6; Saints, 6; Cardinals, 5; Buccaneers, 4; Raiders, 4; Seahawks, 4; Panthers, 3.

TWO 100-YARD RECEIVERS: Mutscheller (107), Moore (100) at Det. 10/20/57; Berry (178), Moore (101) at NYG 12/28/58*; Berry (156), Moore (115) vs. Cle. 11/1/59; Moore (109), Mutscheller (103) at Was. 11/8/59; Moore (140), Berry (113) vs. Chi. 10/2/60; Berry (137), Moore (137) vs. GB 11/6/60; Berry (181), Moore (139) vs. SF 11/26/60; Moore (139), Berry (117) vs. Det. 12/4/60; Orr (133), Berry (122) vs. Was. 12/8/62; Matte (116), Orr (111) at Was. 12/1/63; Mackey (144), Berry (127) vs. Min. 12/8/63; Berry (131), Orr (131) vs. Was. 11/6/66; Mackey (104), Orr (104) vs. Chi. 10/6/68; Richardson (126), Mackey (105) vs. St.L 11/17/68; Perkins (124), Richardson (100) vs. Pit. 10/31/71; Havrilak (115), T. Mitchell (114) vs. NYJ 9/24/72; Carr (136), Doughty (102) at Buf. 11/9/75; Chester (122), Doughty (110) vs. NE 12/18/77; Bouza (109), Capers (104) vs. GB 10/27/85; Green (124), Harrison (121) vs. Buf. 9/12/99; Wilkins (148), Harrison (103) vs. Jax. 9/25/00; Pathon (168), Harrison (146) vs. Buf. 9/23/01; Harrison (137), Wayne (121) at Phi. 11/10/02; Harrison (128), Wayne (104) vs. NYG 12/22/02; Wayne (141), Clark (100) vs. NYJ 11/16/03; Stokley (144), Harrison (133) vs. Den. 1/4/04*; Wayne (184), Stokley (110) vs. GB 9/26/04; Harrison (119), Wayne (119) at KC 10/31/04; Stokley (132), Clark (102) vs. Hou. 11/14/04; Stokley (153), Harrison (106) vs. Ten. 12/5/04; Stokley (123), Harrison (111) vs. SD 12/26/04; Wayne (221), Clark (112) vs. Den. 1/9/05*; Harrison (128), Wayne (124) at NE 11/7/05; Clark (125), Wayne (117) at Cin. 11/20/05; Wayne (135), Harrison (127) vs. Hou. 9/17/06; Wayne (110), Harrison (101) at Jax. 12/10/06; Clark (142), Wayne (104) vs. Det. 12/14/08; Wayne (108), Clark (105) at Jax. 12/18/08; Garcon (151), Collie (123) vs. NYJ 1/24/10*; Avery (108), Hilton (102) vs. Mia. 11/4/12, Wayne (119), Hilton (105), vs. Ten. 9/28/14; Hilton (155), Moncrief (113) at Pit. 10/26/14; Moncrief (134), Fleener (127) vs. Was. 11/30/14. **Total: 43**

RECORDS



10-PLUS RECEPTION GAMES (79)

Date	Player	No-Yds	Date	Player	No-Yds	Date	Player	No-Yds
10/3/10	Wayne at Jax.	15-196	12/29/13	Hilton vs. Jax.	11-155	11/18/79	McCauley at NE	10-80
12/26/99	Harrison at Cle.	14-138	9/24/67	Richardson at Phi.	11-184	12/2/79	Washington at NYJ	10-57
11/17/02	Harrison vs. Dal.	14-138	9/28/70	Hinton vs. KC	11-190	9/15/91	Johnson at LA Raiders	10-89
11/8/09	Clark vs. Hou.	14-119	11/10/74	Mitchell vs. Den.	11-90	11/24/91	Brooks vs. GB@M	10-70
12/5/10	Wayne vs. Dal.	14-200	11/27/77	McCauley at Den.	11-112	11/7/93	Johnson at Was.	10-83
12/15/74	Mitchell vs. NYJ	13-82	10/11/81	Dickey vs. Cin.	11-88	12/1/96	Faulk vs. Buf.	10-78
9/2/79	Washington at KC	13-130	11/8/81	McMillan vs. NYJ	11-68	9/10/00	Harrison vs. Oak.	10-141
9/26/99	Harrison at SD	13-196	9/1/91	Johnson vs. NE	11-87	12/22/02	Harrison vs. NYG	10-128
10/8/00	Harrison at NE	13-159	9/15/02	Harrison vs. Mia.	11-144	9/21/03	Wayne vs. Jax.	10-141
10/7/12	Wayne vs. GB	13-212	10/21/02	James at Pit.	11-82	12/7/03	Harrison at Ten.	10-124
1/4/14	*Hilton vs. KC	13-224	11/3/02	Harrison vs. Ten.	11-99	9/19/04	Harrison at Ten.	10-98
11/10/57	Berry at Was.	12-224	11/24/02	Harrison at Den.	11-107	1/9/05	*Wayne vs. Den.	10-221
12/28/58	*Berry at NYG	12-178	10/6/03	Harrison at TB	11-176	12/18/05	Wayne vs. SD	10-91
11/28/76	Mitchell vs. NYJ	12-64	9/26/04	Wayne vs. GB	11-184	10/29/06	Wayne at Den.	10-138
11/7/93	Langhorne at Was.	12-203	1/24/10	*Garcon vs. NYJ	11-151	2/4/07	*Addai vs. Chi.	10-66
12/24/00	Harrison vs. Minn.	12-109	9/12/10	Collie at Hou.	11-163	11/11/07	Wayne at SD	10-140
12/23/01	Harrison vs. NYJ	12-127	9/12/10	Clark at Hou.	11-80	12/23/07	Wayne vs. Hou.	10-143
10/13/02	Harrison vs. Balt.	12-150	11/7/10	Tamme at Phi.	11-108	9/7/08	Wayne vs. Chi.	10-86
11/25/04	Harrison at Det.	12-127	11/7/10	Wayne at Phi.	11-83	9/13/09	Wayne vs. Jax.	10-162
12/14/08	Clark vs. Det.	12-142	9/28/58	Berry vs. Det.	10-149	10/11/09	Addai at Ten.	10-53
12/30/07	Wayne vs. Ten.	12-87	10/25/59	Berry vs. GB	10-117	11/15/09	Wayne vs. NE	10-126
11/1/09	Wayne vs. SF	12-147	11/6/60	Berry vs. GB	10-137	12/7/14	Hilton at Cle.	10-150
9/26/10	Collie at Den.	12-171	12/4/60	Berry vs. Det.	10-117	1/4/15	*Herron vs. Cin.	10-85
10/29/17	Doyle at Cin.	12-121	12/12/65	Berry vs. GB	10-125	10/9/16	Hilton vs. Chi.	10-171
11/1/59	Berry vs. Cle.	11-156	11/6/66	Berry vs. Was.	10-131	12/2/18	Ebron at Jax.	10-81
10/23/60	Berry at Det.	11-186	11/12/78	McCauley at Sea.	10-88		*Postseason Game	
12/8/62	Berry vs. Was.	11-122	11/11/79	Washington at Mia.	10-121			

LEADERS: Marvin Harrison, 16; Reggie Wayne, 16; Raymond Berry 11; T.Y. Hilton, 4; Dallas Clark, 3; Anthony Johnson, 3; Don McCauley, 3; Lydell Mitchell, 3; Joe Washington, 3; Joseph Addai, 2; Austin Collie, 2; Bill Brooks, 1; Curtis Dickey, 1; Jack Doyle, 1; Eric Ebron, 1; Marshall Faulk, 1; Pierre Garcon, 1; Daniel Herron, 1; Eddie Hinton, 1; Edgerrin James, 1; Reggie Langhorne, 1; Randy McMillan, 1; Willie Richardson, 1; Jacob Tamme, 1.

TWO 10-PLUS RECEIVERS: Langhorne (12), Johnson (10) at Was. 11/7/93; Collie (11), Clark (11) at Hou. 9/12/10; Tamme (11), Wayne (11) at Phi. 11/7/10. **Total: 3**

RECORDS



YEAR-BY-YEAR LEADERS

SCORING					SCORING						
		TD	PAT	FG	TP		TD	PAT	FG	TP	
1953	Bert Rechichar	3	0-0	5-12	33	2011	Adam Vinatieri	0	24-24	23-27	93
1954	Gary Kerkorian	1	11-12	5-10	32	2012	Adam Vinatieri	0	37-37	26-33	115
1955	Bert Rechichar	0	25-26	10-24	55	2013	Adam Vinatieri	0	34-34	35-40	139
1956	Lenny Moore	9	0-0	0-0	54	2014	Adam Vinatieri	0	50-50	30-31	140
1957	Lenny Moore	11	0-0	0-0	66	2015	Adam Vinatieri	0	32-35	25-27	107
1958	Lenny Moore	14	0-0	0-0	84	2016	Adam Vinatieri	0	44-44	27-31	125
1959	Raymond Berry	14	0-0	0-0	84	2017	Adam Vinatieri	0	22-24	29-34	109
1960	Lenny Moore	13	0-0	0-0	78	2018	Adam Vinatieri	0	44-47	23-27	113
1961	Steve Myhra	0	33-34	21-39	96						
1962	Dick Bielski	2	25-28	11-25	70						
1963	Jim Martin	0	32-35	24-39	104						
1964	Lenny Moore	20	0-0	0-0	120						
1965	Lou Michaels	0	48-48	17-28	101						
1966	Lou Michaels	0	35-36	21-39	98						
1967	Lou Michaels	0	46-48	20-37	106						
1968	Lou Michaels	0	48-50	18-28	102						
1969	Tom Matte	13	0-0	0-0	78						
1970	Jim O'Brien	0	36-38	19-34	93						
1971	Jim O'Brien	0	35-36	20-29	95						
1972	Jim O'Brien	2	24-24	13-31	75						
1973	George Hunt	0	22-24	16-28	70						
1974	Toni Linhart	0	22-22	12-20	58						
1975	Lydell Mitchell	15	0-0	0-0	90						
1976	Toni Linhart	0	49-51	20-27	109						
1977	Toni Linhart	0	32-35	17-26	83						
1978	Toni Linhart	0	27-31	8-17	51						
1979	Steve Mike-Mayer	0	28-29	11-20	61						
1980	Steve Mike-Mayer	0	43-46	12-23	79						
1981	Curtis Dickey	10	0-0	0-0	60						
1982	Mike Wood	0	6-6	6-10	24						
1983	Raul Allegre	0	22-24	30-35	112						
1984	Raul Allegre	0	14-14	11-18	47						
1985	Raul Allegre	0	36-39	16-26	84						
1986	Dean Biasucci	0	26-27	13-25	65						
1987	Dean Biasucci	0	24-24	24-27	96						
1988	Dean Biasucci	0	39-40	25-32	114						
1989	Dean Biasucci	0	31-32	21-27	94						
1990	Dean Biasucci	0	32-33	17-24	83						
1991	Dean Biasucci	0	14-14	15-26	59						
1992	Dean Biasucci	0	24-24	16-29	72						
1993	Dean Biasucci	0	15-16	26-31	93						
1994	Dean Biasucci	0	37-37	16-24	85						
1995	Marshall Faulk	14	0-0	0-0	84						
1996	Cary Blanchard	0	27-27	36-40	135						
1997	Cary Blanchard	0	21-21	32-41	117						
1998	Mike Vanderjagt	0	23-23	27-31	104						
1999	Mike Vanderjagt	0	43-43	34-38	145						
2000	Mike Vanderjagt	0	46-46	25-27	121						
2001	Mike Vanderjagt	0	41-42	28-34	125						
2002	Mike Vanderjagt	0	34-34	23-31	103						
2003	Mike Vanderjagt	0	46-46	37-37	157						
2004	Mike Vanderjagt	0	59-60	20-25	119						
2005	Mike Vanderjagt	0	52-52	23-25	121						
2006	Adam Vinatieri	0	38-38	25-28	113						
2007	Adam Vinatieri	0	49-51	23-29	118						
2008	Adam Vinatieri	0	43-43	20-25	103						
2009	Joseph Addai	13	0-0	0-0	78						
2010	Adam Vinatieri	0	51-51	26-28	129						



Adam Vinatieri has led the team in scoring for a franchise-record 12 seasons.

RECORDS



YEAR-BY-YEAR LEADERS

RUSHING					
	Yards	Attempts	Avg.	Long	TD
1953	John Huzvar	515	119	4.3	36 4
1954	Buddy Young	311	70	4.4	57 2
1955	Alan Ameche	961	213	4.5	79 9
1956	Alan Ameche	858	178	4.8	43 8
1957	Alan Ameche	493	144	3.4	49 5
1958	Alan Ameche	791	171	4.6	22 8
1959	Alan Ameche	679	178	3.8	26 7
1960	Lenny Moore	374	91	4.1	57 4
1961	Joe Perry	675	168	4.0	27 3
1962	Lenny Moore	470	106	4.4	25 2
1963	Tom Matte	541	133	4.1	31 4
1964	Lenny Moore	584	157	3.7	32 16
1965	Jerry Hill	516	147	3.5	20 5
1966	Tony Lorick	524	143	3.7	41 3
1967	Tom Matte	636	147	4.3	30 9
1968	Tom Matte	662	183	3.6	23 9
1969	Tom Matte	909	235	3.9	26 11
1970	Norm Bulaich	426	139	3.0	15 3
1971	Norm Bulaich	741	152	4.9	67 8
1972	Don McCauley	675	178	3.8	36 2
1973	Lydell Mitchell	963	253	3.8	36 2
1974	Lydell Mitchell	757	214	3.5	31 5
1975	Lydell Mitchell	1193	289	4.1	70 11
1976	Lydell Mitchell	1200	289	4.2	43 5
1977	Lydell Mitchell	1159	301	3.9	64 3
1978	Joe Washington	956	240	4.0	29 0
1979	Joe Washington	884	242	3.6	26 4
1980	Curtis Dickey	800	176	4.5	51t 11
1981	Curtis Dickey	779	164	4.8	67t 7
1982	Randy McMillan	305	101	3.0	13 1
1983	Curtis Dickey	1122	254	4.4	56 4
1984	Randy McMillan	705	163	4.3	31 5
1985	Randy McMillan	858	190	4.5	38 7
1986	Randy McMillan	609	189	3.2	28 3
1987	Eric Dickerson	1011	223	4.5	53 5
1988	Eric Dickerson	1659	388	4.3	41t 14
1989	Eric Dickerson	1311	314	4.2	21t 7
1990	Eric Dickerson	677	166	4.1	43 4
1991	Eric Dickerson	536	167	3.2	28 2
1992	Anthony Johnson	592	178	3.3	19 0
1993	Roosevelt Potts	711	179	4.0	34 0
1994	Marshall Faulk	1282	314	4.1	52 11
1995	Marshall Faulk	1078	289	3.7	40 11
1996	Marshall Faulk	587	198	3.0	43 7
1997	Marshall Faulk	1054	264	4.0	45 7
1998	Marshall Faulk	1319	324	4.1	68t 6
1999	Edgerrin James	1553	369	4.2	72 13
2000	Edgerrin James	1709	387	4.4	30 13
2001	Dominic Rhodes	1104	233	4.7	77t 9
2002	Edgerrin James	989	277	3.6	20 2
2003	Edgerrin James	1259	310	4.1	43 11
2004	Edgerrin James	1548	334	4.6	40 9
2005	Edgerrin James	1506	360	4.2	33 13
2006	Joseph Addai	1081	226	4.8	41 7
2007	Joseph Addai	1072	261	4.1	23 12
2008	Joseph Addai	544	155	3.5	23 5
2009	Joseph Addai	828	219	3.8	21t 10
2010	Donald Brown	497	129	3.9	49 2

RUSHING					
	Yards	Attempts	Avg.	Long	TD
2011	Donald Brown	645	134	4.8	80t 5
2012	Vick Ballard	814	211	3.9	26 2
2013	Donald Brown	537	102	5.3	51t 6
2014	Trent Richardson	579	159	3.3	27 3
2015	Frank Gore	967	260	3.7	37t 6
2016	Frank Gore	1025	263	3.9	22 4
2017	Frank Gore	961	261	3.7	21 3
2018	Marlon Mack	908	195	4.7	49 9



Edgerrin James led the Colts in rushing for a team-record six seasons.

RECORDS



YEAR-BY-YEAR LEADERS

PASSING							PASSING								
	Attempts	Comp.	Pct.	Yards	TD	Int		Attempts	Comp.	Pct.	Yards	TD	Int		
1953	Fred Enke	169	71	42.0	1054	8	15	2011	Curtis Painter	243	132	54.3	1541	6	9
1954	Gary Kerkerian	217	117	53.9	1515	9	12	2012	Andrew Luck	627	339	54.1	4374	23	18
1955	George Shaw	237	119	50.2	1586	10	19	2013	Andrew Luck	570	343	60.2	3822	23	9
1956	John Unitas	198	110	55.6	1498	9	10	2014	Andrew Luck	616	380	61.7	4761	40	16
1957	John Unitas	301	172	57.1	2550	24	17	2015	Andrew Luck	293	162	55.3	1881	15	12
1958	John Unitas	263	136	51.7	2007	19	7	2016	Andrew Luck	545	346	63.5	4240	31	13
1959	John Unitas	367	193	52.6	2899	32	14	2017	Jacoby Brissett	469	276	58.8	3098	13	7
1960	John Unitas	378	190	50.3	3099	25	24	2018	Andrew Luck	639	430	67.3	4593	39	15
1961	John Unitas	420	229	54.5	2990	16	24								
1962	John Unitas	389	222	57.1	2967	23	23								
1963	John Unitas	410	237	57.8	3481	20	12								
1964	John Unitas	305	158	51.8	2824	19	6								
1965	John Unitas	282	164	58.2	2530	23	12								
1966	John Unitas	348	195	56.0	2748	22	24								
1967	John Unitas	436	255	58.5	3428	20	16								
1968	Earl Morrall	317	182	57.4	2909	26	17								
1969	John Unitas	327	178	54.4	2342	12	20								
1970	John Unitas	321	166	51.7	2213	14	18								
1971	John Unitas	176	92	52.3	942	3	9								
1972	Marty Domres	222	115	51.8	1392	11	6								
1973	Marty Domres	191	93	48.7	1153	9	13								
1974	Bert Jones	270	143	53.0	1610	8	12								
1975	Bert Jones	344	203	59.0	2483	18	8								
1976	Bert Jones	343	207	60.4	3104	24	9								
1977	Bert Jones	393	224	57.0	2686	17	11								
1978	Bill Troup	296	154	52.0	1882	10	21								
1979	Greg Landry	457	270	59.1	2932	15	15								
1980	Bert Jones	446	248	55.6	3134	23	21								
1981	Bert Jones	426	244	57.3	3094	21	20								
1982	Mike Pagel	221	111	50.2	1281	5	7								
1983	Mike Pagel	328	163	49.7	2353	12	17								
1984	Mike Pagel	212	114	53.8	1426	8	8								
1985	Mike Pagel	394	199	50.5	2414	14	15								
1986	Jack Trudeau	417	204	48.9	2225	8	18								
1987	Jack Trudeau	229	128	55.9	1587	6	6								
1988	Chris Chandler	233	129	55.4	1619	8	12								
1989	Jack Trudeau	362	190	52.5	2317	15	13								
1990	Jeff George	334	181	54.2	2152	16	13								
1991	Jeff George	485	292	60.2	2910	10	12								
1992	Jeff George	306	167	54.6	1963	7	15								
1993	Jeff George	407	234	57.5	2526	8	6								
1994	Jim Harbaugh	202	125	61.9	1440	9	6								
1995	Jim Harbaugh	314	200	63.7	2575	17	5								
1996	Jim Harbaugh	405	232	57.3	2630	13	11								
1997	Jim Harbaugh	309	189	61.2	2060	10	4								
1998	Peyton Manning	575	326	56.7	3739	26	28								
1999	Peyton Manning	533	331	62.1	4135	26	15								
2000	Peyton Manning	571	357	62.5	4413	33	15								
2001	Peyton Manning	547	343	62.7	4131	26	23								
2002	Peyton Manning	591	392	66.3	4200	27	19								
2003	Peyton Manning	566	379	67.0	4267	29	10								
2004	Peyton Manning	497	336	67.6	4557	49	10								
2005	Peyton Manning	453	305	67.3	3747	28	10								
2006	Peyton Manning	557	362	65.0	4397	31	9								
2007	Peyton Manning	515	337	65.4	4040	31	14								
2008	Peyton Manning	555	371	66.8	4002	27	12								
2009	Peyton Manning	571	393	68.8	4500	33	16								
2010	Peyton Manning	679	450	66.3	4700	33	17								



John Unitas led the Colts in passing for a franchise-record 15 seasons.

RECORDS



YEAR-BY-YEAR LEADERS

RECEPTIONS	No.	Yards	Avg.	Long	TD	
1953	Dan Edwards	35	312	8.9	32	3
1954	Dan Edwards	40	531	13.3	42	1
1955	Jim Mutscheller	33	518	15.7	48	7
1956	Jim Mutscheller	44	715	16.3	53	6
1957	Raymond Berry	47	800	17.0	67	6
1958	Raymond Berry	56	794	14.2	54	9
1959	Raymond Berry	66	959	14.5	55	14
1960	Raymond Berry	74	1298	17.5	70	10
1961	Raymond Berry	75	837	11.6	44	0
1962	Jimmy Orr	55	974	17.7	80	11
1963	Tom Matte	48	466	9.7	49	1
1964	Raymond Berry	43	663	15.4	46	6
1965	Raymond Berry	58	739	12.7	40	7
1966	Raymond Berry	56	786	14.0	40	7
1967	Willie Richardson	63	860	13.7	31	8
1968	John Mackey	45	644	14.3	45	5
1969	Willie Richardson	43	646	15.0	39	3
1970	Eddie Hinton	47	733	15.3	40	5
1971	Tom Mitchell	33	402	12.2	35	0
1972	Tom Mitchell	40	494	12.3	34	4
1973	Glenn Doughty	25	587	23.5	66	4
1974	Lydell Mitchell	72	544	7.6	24	2
1975	Lydell Mitchell	60	544	9.1	35	4
1976	Lydell Mitchell	60	555	9.3	40	3
1977	Lydell Mitchell	71	620	8.7	38	4
1978	Joe Washington	45	377	8.4	33	1
1979	Joe Washington	82	750	9.1	43t	3
1980	Roger Carr	61	924	15.1	43	5
1981	Randy McMillan	50	466	9.3	31	1
1982	Matt Bouza	22	287	13.0	34	2
1983	Bernard Henry	30	416	13.9	40t	4
1984	Ray Butler	43	664	15.4	74t	6
1985	Pat Beach	36	376	10.4	30	6
1986	Matt Bouza	71	830	11.7	33	5
1987	Bill Brooks	51	722	14.2	52t	3
1988	Bill Brooks	54	867	16.1	53t	3
1989	Bill Brooks	63	919	14.6	55t	4
1990	Albert Bentley	71	664	9.4	73	2
1991	Bill Brooks	72	888	12.3	46	4
1992	Reggie Langhorne	65	811	12.5	34	1
1993	Reggie Langhorne	85	1038	12.2	72t	3
1994	Floyd Turner	52	593	11.4	28	6
1995	Marshall Faulk	56	475	8.5	34	3
1996	Marvin Harrison	64	836	13.1	41	8
1997	Marvin Harrison	73	866	11.9	44	6
1998	Marshall Faulk	86	908	10.6	78t	4
1999	Marvin Harrison	115	1663	14.5	57t	13
2000	Marvin Harrison	102	1413	13.9	78t	14
2001	Marvin Harrison	109	1524	14.0	68	15
2002	Marvin Harrison	143	1722	12.0	69	11
2003	Marvin Harrison	94	1272	13.5	79t	10
2004	Marvin Harrison	86	1113	12.9	59	15
2005	Reggie Wayne	83	1055	12.7	66t	5
2006	Marvin Harrison	95	1366	14.4	68t	12
2007	Reggie Wayne	104	1510	14.5	64	10
2008	Reggie Wayne	82	1145	14.0	65t	6
2009	Reggie Wayne	100	1264	12.6	65t	10
	Dallas Clark	100	1106	11.1	80t	10
2010	Reggie Wayne	111	1355	12.2	50	6

RECEPTIONS	No.	Yards	Avg.	Long	TD	
2011	Reggie Wayne	75	960	12.8	56t	4
2012	Reggie Wayne	106	1355	12.8	33	5
2013	T.Y. Hilton	82	1083	13.2	73t	5
2014	T.Y. Hilton	82	1345	16.4	73t	7
2015	T.Y. Hilton	69	1124	16.3	87t	5
2016	T.Y. Hilton	91	1448	15.9	63t	6
2017	Jack Doyle	80	690	8.6	26	4
2018	T.Y. Hilton	76	1270	16.7	68t	6



Marvin Harrison led the team in receptions for a franchise-record nine seasons.

RECORDS



YEAR-BY-YEAR LEADERS

KICKOFF RETURNS						KICKOFF RETURNS							
No.	Yards	Avg.	Long	TD	No.	Yards	Avg.	Long	TD				
1953	Larry Coutre	12	318	26.5	78	0	2011	Joe Lefeged	31	578	18.6	51	0
1954	Buddy Young	13	308	23.7	30	0	2012	Cassius Vaughn	10	209	20.9	40	0
1955	Bob White	14	400	28.6	54	0	2013	David Reed	24	590	24.6	39	0
1956	Billy Vessels	16	379	23.7	42	0	2014	Josh Cribbs	19	608	32.0	76	0
1957	Jack Call	14	329	23.5	45	0	2015	Quan Bray	21	570	27.1	60	0
1958	Lenny Lyles	11	398	36.2	103t	2	2016	Jordan Todman	16	478	29.9	99t	1
1959	Johnny Sample	17	457	26.9	80	0	2017	Quan Bray	18	430	23.9	60	0
1960	Johnny Sample	18	519	28.8	94	1	2018	Zach Pascal	14	297	21.2	29	0
1961	Lenny Lyles	28	672	24.0	64	0							
1962	Bake Turner	20	504	25.2	37	0							
1963	Tom Matte	16	331	20.7	34	0							
1964	Tony Lorick	13	385	29.6	71	0							
1965	Alvin Haymond	20	614	30.7	53	0							
1966	Lenny Moore	18	453	25.2	54	0							
1967	Lenny Moore	16	392	24.4	37	0							
1968	Preston Pearson	15	527	30.4	102t	2							
1969	Jim Duncan	19	560	29.5	92	1							
1970	Jim Duncan	20	707	35.4	99	1							
1971	Charlie Pittman	14	330	23.6	37	0							
1972	Bruce Laird	29	843	29.1	73	0							
1973	Cotton Speyrer	17	496	29.1	101t	1							
1974	Bruce Laird	19	499	26.3	55	0							
1975	Bruce Laird	31	799	25.8	65	0							
1976	Howard Stevens	30	710	23.7	83	0							
1977	Bruce Laird	24	541	22.5	35	0							
1978	Marshall Johnson	41	927	22.6	57t	0							
1979	Nesby Glasgow	50	1126	22.5	58t	0							
1980	Nesby Glasgow	33	743	22.5	44t	0							
1981	Zachary Dixon	36	737	20.5	46t	0							
1982	Larry Anderson	27	517	19.1	33t	0							
1983	Kendall Williams	20	490	24.5	90t	0							
1984	Phil Smith	32	651	20.3	96t	1							
1985	Albert Bentley	27	674	25.0	48t	0							
1986	Albert Bentley	32	687	21.5	37t	0							
1987	Albert Bentley	22	500	22.7	45t	0							
1988	Albert Bentley	39	775	19.9	40t	0							
1989	Clarence Verdin	19	371	19.5	29t	0							
1990	Stacey Simmons	19	348	18.3	34t	0							
1991	Clarence Verdin	36	689	19.1	88t	1							
1992	Clarence Verdin	39	815	20.9	42t	0							
1993	Clarence Verdin	50	1050	21.0	38t	0							
1994	Ronald Humphrey	35	783	22.4	95t	1							
1995	Aaron Bailey	21	495	23.6	95t	1							
1996	Aaron Bailey	43	1041	24.2	95t	1							
1997	Aaron Bailey	55	1206	21.9	61t	0							
1998	Aaron Bailey	34	759	22.3	44t	0							
1999	Terrence Wilkins	51	1134	22.2	97t	1							
2000	Jerome Pathon	26	583	22.4	48	0							
2001	Terrence Wilkins	44	1007	22.9	50	0							
2002	Troy Walters	53	1150	21.7	44	0							
2003	Brad Pyatt	19	544	28.6	90	0							
2004	Dominic Rhodes	48	1188	24.8	88t	1							
2005	Dominic Rhodes	41	855	20.9	39	0							
2006	Terrence Wilkins	52	1272	24.5	70	0							
2007	T.J. Rushing	31	714	23.0	47	0							
2008	Pierre Garcon	22	475	21.6	39	0							
2009	Chad Simpson	38	898	23.6	93t	1							
2010	Justin Tryon	14	299	21.4	39	0							



Terrence Wilkins holds the franchise single-season record for kickoff return yards with 1,272 in 2006.

RECORDS



YEAR-BY-YEAR LEADERS

PUNT RETURNS		No.	Yards	Avg.	Long	TD	FC
1953	George Taliafferro	10	31	3.1	7	0	
1954	Buddy Young	14	60	4.3	16	0	
1955	Bert Rechichar	30	121	4.0	24	0	
1956	Carl Taseff	27	233	8.6	90	1	
1957	Bert Rechichar	22	71	3.2	22	0	
1958	Carl Taseff	29	196	6.8	33	0	
1959	Carl Taseff	15	104	6.9	25	0	
1960	Johnny Sample	14	101	7.2	26	0	
1961	Bob Boyd	18	173	9.6	46	0	
1962	Bake Turner	9	94	10.4	43	0	
1963	Jerry Logan	28	279	10.0	38	0	0
1964	Wendell Harris	17	214	12.6	39	0	5
1965	Alvin Haymond	41	403	9.8	55	0	9
1966	Alvin Haymond	40	347	8.7	64	0	8
1967	Alvin Haymond	26	155	6.0	31	0	4
1968	Rick Volk	25	198	7.9	24	0	7
1969	Rick Volk	10	58	5.8	14	0	6
1970	Ron Gardin	28	330	11.8	80	1	20
1971	Rick Volk	22	118	5.4	18	0	20
1972	Bruce Laird	34	303	8.9	42	0	11
1973	Bruce Laird	15	72	4.8	13	0	6
1974	Tim Berra	16	114	7.1	14	0	2
1975	Howard Stevens	36	396	11.0	53	0	8
1976	Howard Stevens	39	31	7.9	44	0	9
1977	Howard Stevens	34	301	8.9	24	0	6
1978	Marshall Johnson	25	143	5.7	17	0	10
1979	Nesby Glasgow	44	352	8.0	75t	1	11
1980	Nesby Glasgow	23	187	8.1	20	0	15
1981	David Shula	10	50	5.0	11	0	7
1982	Larry Anderson	8	54	6.8	28t	0	4
1983	Larry Anderson	20	138	6.9	20t	0	4
1984	Larry Anderson	27	182	6.7	19t	0	7
1985	Robbie Martin	40	443	11.1	70t	1	7
1986	Bill Brooks	18	141	7.8	18t	0	7
1987	Bill Brooks	22	136	6.2	17t	0	9
1988	Clarence Verdin	22	239	10.9	73t	1	7
1989	Clarence Verdin	23	296	12.9	49t	1	5
1990	Clarence Verdin	28	352	12.6	36t	0	3
1991	Clarence Verdin	25	163	6.6	22t	0	10
1992	Clarence Verdin	24	268	11.2	84t	2	12
1993	Clarence Verdin	30	173	5.8	24t	0	17
1994	Dewell Brewer	42	339	8.1	75t	1	8
1995	Ray Buchanan	16	113	7.1	17t	0	4
1996	Marvin Harrison	18	177	9.8	31t	0	9
1997	Brian Stablein	17	133	7.8	20t	0	9
1998	Aaron Bailey	19	176	9.3	33t	0	4
1999	Terrence Wilkins	41	388	9.5	39t	1	17
2000	Terrence Wilkins	29	240	8.3	36	0	13
2001	Terrence Wilkins	21	219	10.4	78	1	4
2002	Troy Walters	35	270	7.7	34	0	15
2003	Brad Pyatt	12	110	9.5	21	0	8
2004	Jason David	8	50	6.3	13	0	4
2005	Troy Walters	21	172	8.2	29	0	25
2006	Terrence Wilkins	21	193	9.2	82t	1	13
2007	T.J. Rushing	19	249	13.1	90t	1	14
2008	Keiwan Ratliff	16	89	5.6	19	0	12
2009	T.J. Rushing	21	119	5.7	22	0	22
2010	Blair White	10	80	8.0	18	0	14

PUNT RETURNS		No.	Yards	Avg.	Long	TD	FC
2011	Pierre Garcon	16	44	2.8	20	0	8
2012	T.Y. Hilton	26	300	11.5	75t	1	18
2013	T.Y. Hilton	17	159	9.4	34	0	12
2014	Griff Whalen	26	187	7.2	22	0	17
2015	Quan Bray	21	166	7.9	33	0	7
2016	Chester Rogers	13	119	9.2	30	0	12
2017	Quan Bray	17	90	5.3	20	0	8
2018	Chester Rogers	23	215	9.3	51	0	28



Clarence Verdin holds six seasons leading the team in punt returns, which is a franchise record.

RECORDS



YEAR-BY-YEAR LEADERS

	INTERCEPTIONS	No.	Yards	Avg.	Long	TD
1953	Tom Keane	11	118	10.7	35	0
1954	Don Shula	5	84	16.8	25	0
	Tom Keane	5	22	4.4	7	0
1955	Bert Rechichar	6	109	18.2	40	0
1956	Bert Rechichar	4	63	15.8	42	0
1957	Milt Davis	10	219	21.9	75	2
1958	Andy Nelson	8	199	24.9	69	1
	Ray Brown	8	149	18.6	30	0
1959	Milt Davis	7	119	17.0	57	1
	Don Shinnick	7	70	10.0	23	0
1960	Bob Boyd	7	132	18.9	74	0
1961	Gary Glick	4	18	4.5	10	0
1962	Bob Boyd	7	163	23.3	38	0
1963	Jim Welch	4	49	12.3	15	0
1964	Bob Boyd	9	185	20.6	47	0
1965	Bob Boyd	9	78	8.7	24	1
1966	Bob Boyd	6	114	19.0	37t	1
1967	Bob Boyd	6	145	24.2	41t	1
	Rick Volk	6	145	24.2	94t	1
1968	Bob Boyd	8	160	20.0	49t	1
1969	Rick Volk	4	36	9.0	23t	0
1970	Jerry Logan	6	92	15.3	33t	2
1971	Charlie Stukes	8	95	11.9	40t	0
1972	Charlie Stukes	5	23	4.6	11t	0
1973	Stan White	4	40	10.0	22t	1
1974	Mike Curtis	3	24	8.0	11t	0
1975	Stan White	8*	135	16.9	32t	1
1976	Jackie Wallace	5	105	21.0	41t	0
1977	Lyle Blackwood	10	163	16.3	37t	0
1978	Norm Thompson	6	52	8.7	31t	0
1979	Sanders Shiver	4	85	21.2	52t	0
	Lyle Blackwood	4	63	15.8	27t	0
	Larry Braziel	4	49	12.2	31t	1
1980	Bruce Laird	5	71	14.2	18t	0
1981	Bruce Laird	3	59	19.7	24t	0
	Larry Braziel	3	35	11.7	27t	0
1982	Kim Anderson	2	25	12.5	25t	0
1983	Derrick Hatchett	4	36	9.0	25t	0
1984	Eugene Daniel	6	25	4.2	18t	0
1985	Eugene Daniel	8	53	6.6	29t	0
1986	Leonard Coleman	4	36	9.0	31t	0
1987	Mike Prior	6	57	9.5	38t	0
1988	Willie Tullis	4	36	9.0	20t	0
1989	Keith Taylor	7	225	32.1	80t	1
1990	Mike Prior	3	66	22.0	36t	0
1991	John Baylor	4	50	12.5	32t	0
1992	Mike Prior	6	44	7.3	19t	0
1993	Ray Buchanan	4	45	11.3	28t	0
1994	Ray Buchanan	8	221	27.6	90t	3
1995	Eugene Daniel	3	142	47.3	97t	1
	Ashley Ambrose	3	12	4.0	7t	0
1996	Jason Belser	4	81	20.3	44t	2
1997	Jason Belser	2	121	60.5	50t	1
1998	(Seven players tied at 1)					
1999	Tyrone Poole	3	85	28.3	38	0
2000	Jeff Burris	4	38	9.5	27t	1
2001	Jeff Burris	3	69	23.0	30	1
	David Macklin	3	15	5.0	11	0

	INTERCEPTIONS	No.	Yards	Avg.	Long	TD
2002	Mike Peterson	3	96	32.0	53	0
2003	Nick Harper	4	121	30.3	75t	1
2004	Jason David	4	36	9.0	34t	1
2005	Cato June	5	115	23.0	36	2
2006	Nick Harper	3	18	6.0	19	0
	Cato June	3	14	4.7	8	0
2007	Gary Brackett	4	128	32.0	49	0
	Antoine Bethea	4	47	11.8	30	0
2008	Melvin Bullitt	4	7	1.8	3	0
2009	Antoine Bethea	4	19	4.8	19	0
2010	Kelvin Hayden	2	56	28.0	31t	2
	Jerraud Powers	2	11	5.5	11	0
	Aaron Francisco	2	10	5.0	11	0
2011	Joe Lefeged	2	25	12.5	25	0
	Jerraud Powers	2	19	9.5	13	1
2012	Darius Butler	4	101	25.3	51	2
2013	Darius Butler	4	79	19.8	41t	1
2014	Mike Adams	5	24	4.8	10	0
2015	Mike Adams	5	63	12.6	38	1
2016	Darius Butler	3	19	6.3	19	0
2017	Malik Hooker	3	73	24.3	32	0
	Rashaan Melvin	3	28	9.3	21	0
2018	Kenny Moore II	3	52	17.3	32	0

*NFL Record (Linebackers)



Bob Boyd led the Colts in interceptions for a franchise-record seven seasons.

RECORDS



YEAR-BY-YEAR LEADERS

SACKS (*SINCE 1982)		No.
1982	Leo Wisniewski	2.5
1983	Vernon Maxwell	11.0
1984	Johnie Cooks	11.5
1985	Duane Bickett	6.0
1986	Duane Bickett	5.0
	Jon Hand	5.0
1987	Duane Bickett	8.0
1988	Jon Hand	5.0
1989	Jon Hand	10.0
1990	Sam Clancy	7.5
1991	(Three players tied)	5.0
1992	Chip Banks	9.0
1993	Jon Hand	5.5
1994	Tony Bennett	9.0
1995	Tony Bennett	10.5
1996	Richard Dent	6.5
1997	Dan Footman	10.5
1998	Ellis Johnson	8.0
1999	Chad Bratzke	12.0
2000	Chad Bratzke	7.5
2001	Chad Bratzke	8.5
2002	Dwight Freeney	13.0
2003	Dwight Freeney	11.0
2004	Dwight Freeney	16.0#
2005	Robert Mathis	11.5
2006	Robert Mathis	9.5
2007	Robert Mathis	7.0
2008	Robert Mathis	11.5
2009	Dwight Freeney	13.5
2010	Robert Mathis	11.0
2011	Robert Mathis	9.5
2012	Robert Mathis	8.0
2013	Robert Mathis	19.5#
2014	Jonathan Newsome	6.5
2015	Robert Mathis	7.0
	Kendall Langford	7.0
2016	Erik Walden	11.0
2017	Jabaal Sheard	5.5
2018	Denico Autry	9.0

#Led NFL



Robert Mathis set a franchise record and led the NFL with 19.5 sacks in 2013. He led the team in sacks for nine years.

RECORDS




YEAR-BY-YEAR LEADERS

PUNTING		No.	Yards	Avg.	Long	Blk
1953	George Taliaferro	65	2437	37.5	61	0
1954	Cotton Davidson	72	2678	37.2	55	1
1955	Monte Brethauer	55	2161	39.3	56	0
1956	Bert Rechichar	33	1277	38.7	56	0
1957	Cotton Davidson	47	1663	35.4	56	0
1958	Ray Brown	41	1635	39.9	60	0
1959	Dave Sherer	51	2132	41.8	60	0
1960	Ray Brown	52	2001	38.5	55	0
1961	Tom Gilburg	42	1804	43.0	61	0
1962	Tom Gilburg	57	2384	41.8	62	0
1963	Tom Gilburg	52	2173	41.8	64	0
1964	Joe Don Looney	32	1358	42.4	64	0
1965	Tom Gilburg	54	2139	39.6	66	0
1966	David Lee	49	2233	45.6	64	1
1967	David Lee	49	2079	42.4	68	0
1968	David Lee	49	1833	39.4	59	1
1969	David Lee	57	2580	45.3	66	0
1970	David Lee	63	2820	44.7	62	1
1971	David Lee	62	2542	41.0	76	0
1972	David Lee	57	2400	42.1	60	1
1973	David Lee	62	2398	38.7	60	2
1974	David Lee	71	2634	37.1	58	1
1975	David Lee	86	3402	39.6	62	1
1976	David Lee	59	2342	39.7	56	0
1977	David Lee	82	3142	38.3	59	2
1978	David Lee	92	3513	38.2	67	2
1979	Bucky Dilts	99	3657	36.9	53	2
1980	Mike Bragg	82	3203	39.1	59	2
1981	Mike Garrett	78	3071	39.4	57	0
1982	Rohn Stark	46	2044	44.4	60	0
1983	Rohn Stark	91	4124	45.3*	68	0
1984	Rohn Stark	98	4383	44.7	72	0
1985	Rohn Stark	78	3584	45.9*	68	2
1986	Rohn Stark	76	3432	45.2*	63	0
1987	Rohn Stark	61	2440	40.0	63	2
1988	Rohn Stark	64	2784	43.5	65	0
1989	Rohn Stark	79	3392	42.9	64	1
1990	Rohn Stark	71	3084	43.4	61	1
1991	Rohn Stark	82	3492	42.6	65	0
1992	Rohn Stark	83	3716	44.8	64	0
1993	Rohn Stark	83	3595	43.3	65	0
1994	Rohn Stark	73	3092	42.4	60	1
1995	Chris Gardocki	63	2681	42.6	69	0
1996	Chris Gardocki	68	3105	45.7	61	0
1997	Chris Gardocki	67	3034	45.3	72	0
1998	Chris Gardocki	79	3583	45.4	62	0
1999	Hunter Smith	58	2467	42.5	61	2
2000	Hunter Smith	65	2906	44.7	65	0
2001	Hunter Smith	68	3023	44.5	65	0
2002	Hunter Smith	66	2672	40.5	69	1
2003	Hunter Smith	62	2617	42.2	55	1
2004	Hunter Smith	54	2443	45.2	62	0
2005	Hunter Smith	52	2301	44.3	58	0
2006	Hunter Smith	47	2085	44.4	61	1
2007	Hunter Smith	52	2181	41.9	63	0
2008	Hunter Smith	53	2345	44.2	64	0
2009	Pat McAfee	64	2837	44.3	60	0
2010	Pat McAfee	65	2731	42.0	66	0

PUNTING		No.	Yards	Avg.	Long	Blk
2011	Pat McAfee	88	4098	46.6	64	1
2012	Pat McAfee	73	3520	48.2	64	1
2013	Pat McAfee	76	3499	46.0	65	1
2014	Pat McAfee	69	3221	46.7	61	0
2015	Pat McAfee	85	4052	47.7	63	0
2016	Pat McAfee	55	2711	49.3*	74	1
2017	Rigoberto Sanchez	84	3764	44.8	61	1
2018	Rigoberto Sanchez	57	2629	46.1	63	0

*Led NFL



Rohn Stark led the team in punting for a franchise-record 13 seasons and led the NFL in average in three separate years.

RECORDS



COLTS YEAR-BY-YEAR OFFENSIVE RANKINGS Total NFL-AFC Rank (since 1970), tied rank underlined>

Year	Scoring	Net Offense	Rushing Avg.	Net Passing	Sacks	Ints.	Penalties	KOR Avg.	PR Avg.
2018	433 5-3	386.2 7-4	107.4 20-12	278.8 6-3	18 1-1	15 <u>22-11</u>	120 29-13	19.8 29-15	9.0 13-10
2017	263 30-15	284.6 31-15	103.8 22-12	180.8 30-15	56 32-16	9 <u>6-3</u>	92 <u>5-3</u>	21.1 18-9	6.0 28-13
2016	411 8-3	364.4 10-4	101.8 23-13	262.6 <u>5-3</u>	44 28-14	15 <u>18-9</u>	102 11-6	25.1 4-2	8.3 18-8
2015	333 24-11	321.4 28-15	89.9 29-14	231.5 22-13	37 <u>17-7</u>	19 28-13	108 18-8	24.3 13-3	6.9 27-14
2014	458 6-3	406.6 3-2	100.8 22-12	305.9 1-1	29 8-7	16 <u>19-10</u>	105 <u>14-7</u>	28.0 3-3	6.9 26-12
2013	391 14-6	341.8 15-6	108.9 <u>20-10</u>	232.8 17-8	32 6-4	10 <u>5-2</u>	66 1-1	23.5 14-9	9.9 14-6
2012	357 18-6	362.4 10-4	104.4 22-11	258.0 7-3	41 <u>23-12</u>	18 <u>26-13</u>	94 8-5	22.3 21-12	11.1 7-6
2011	243 <u>28-13</u>	286.8 30-15	99.6 26-14	187.2 27-14	35 <u>15-10</u>	14 <u>12-7</u>	76 1-1	18.6 32-16	3.4 32-16
2010	435 2-2	380.8 4-3	92.7 29-16	288.1 1-1	16 1-1	17 18-11	79 5-3	19.6 29-15	6.9 24-14
2009	416 7-3	363.1 9-4	80.9 32-16	282.2 2-2	13 1-1	19 <u>23-13</u>	74 2-2	22.2 18-11	5.2 28-15
2008	377 13-5	335.5 15-6	79.6 31-16	255.9 5-3	14 4-3	12 <u>9-6</u>	86 <u>14-9</u>	20.8 28-13	6.0 32-16
2007	450 3-2	358.7 5-2	106.6 18-11	252.1 6-2	23 7-5	14 <u>6-3</u>	67 3-2	21.8 22-11	11.2 6-3
2006	427 2-2	379.4 3-3	110.1 18-8	269.3 2-1	15 1-1	9 2-1	86 7-6	23.6 7-6	9.0 13-8
2005	439 2-1	362.4 3-2	106.2 16-9	256.0 3-2	20 1-1	11 5-4	94 2-1	19.9 <u>28-16</u>	7.6 19-11
2004	522 1-1	404.7 2-2	115.8 15-11	288.9 1-1	14 1-1	10 2-2	106 <u>9-2</u>	23.4 8-5	7.1 24-13
2003	447 2-2	367.1 3-2	105.9 19-9	261.2 1-1	19 2-1	10 3-2	92 <u>6-3</u>	23.6 <u>5-4</u>	7.7 <u>19-13</u>
2002	349 17-10	351.0 9-5	97.6 26-15	253.4 4-2	23 4-2	19 22-12	91 7-5	20.5 24-11	7.6 <u>26-13</u>
2001	413 2-1	372.2 2-1	122.9 7-3	249.3 2-1	30 10-6	23 <u>26-14</u>	76 6-4	21.8 14-5	10.0 14-7
2000	429 4-3	383.8 3-2	116.2 16-10	267.6 2-1	20 1-1	15 9-6	89 5-2	19.9 18-10	9.3 18-10
1999	423 3-1	357.9 4-1	103.8 19-11	254.1 4-1	14 1-1	17 15-9	81 3-1	20.9 15-7	9.5 15-8
1998	310 19-10	319.8 12-7	92.9 26-14	226.9 6-3	22 2-1	28 29-14	106 <u>9-4</u>	20.2 25-12	10.0 15-9
1997	313 20-13	304.3 19-12	107.9 17-8	196.4 19-10	62 28-15	17 <u>20-11</u>	106 18-8	21.2 23-9	8.0 21-10
1996	317 <u>16-11</u>	296.5 25-14	90.5 28-14	206.0 16-9	43 23-11	11 1-1	76 1-1	23.0 10-4	10.9 10-4
1995	331 16-10	307.4 22-12	115.9 11-8	191.5 23-12	49 27-14	11 4-2	97 12-3	21.1 <u>16-10</u>	6.6 29-14
1994	307 18-9	275.8 27-14	128.8 4-3	147.1 28-14	28 <u>10-5</u>	14 <u>5-4</u>	82 3-2	20.9 <u>17-7</u>	8.1 <u>19-10</u>
1993	189 27-13	294.1 22-12	80.5 28-14	213.6 8-5	29 <u>4-3</u>	15 12-8	94 <u>14-5</u>	19.7 11-4	5.8 27-14
1992	216 27-13	273.0 24-10	68.9 28-14	204.1 8-5	44 16-8	26 27-13	122 <u>22-14</u>	19.6 11-4	11.0 5-3
1991	143 28-14	234.3 28-14	73.1 28-14	161.2 27-14	57 27-13	16 11-6	85 5-2	19.3 11-6	6.3 28-14
1990	281 21-12	259.7 27-14	80.1 27-13	179.6 16-8	51 25-13	21 <u>20-12</u>	79 4-2	18.3 <u>18-9</u>	11.2 1-1
1989	298 20-9	300.8 23-12	115.8 17-8	185.0 24-12	28 4-3	17 <u>9-5</u>	89 9-6	19.4 13-5	12.4 2-1
1988	354 9-4	304.4 21-10	140.6 4-2	163.8 24-12	34 <u>13-9</u>	22 <u>21-11</u>	89 9-5	19.9 15-10	9.8 5-3
1987	300 18-9	333.0 13-7	142.9 6-4	190.1 19-10	24 2-2	16 <u>6-3</u>	90 7-4	20.3 <u>8-3</u>	5.5 14-14
1986	229 27-14	293.8 22-13	93.2 26-12	200.6 16-11	53 22-13	24 <u>20-11</u>	99 <u>13-5</u>	19.5 <u>17-9</u>	7.1 23-14
1985	320 17-10	312.9 19-10	152.4 5-1	160.4 26-14	35 3-3	20 <u>8-4</u>	87 6-4	20.9 14-7	10.7 5-3
1984	239 28-14	258.3 28-14	126.6 12-6	131.7 28-14	58 22-12	22 <u>15-7</u>	95 10-5	19.3 17-7	7.3 <u>19-12</u>
1983	264 26-14	313.6 21-10	168.4 2-1	145.2 28-14	47 <u>17-9</u>	22 <u>12-6</u>	120 26-12	19.3 15-9	6.7 25-12
1982	113 28-14	275.9 27-13	116.0 14-8	159.9 24-12	20 <u>9-6</u>	10 8-5	52 <u>10-3</u>	17.9 26-14	5.6 25-12
1981	259 26-14	306.8 21-13	115.6 23-12	191.1 17-10	37 <u>14-7</u>	23 <u>16-10</u>	106 <u>14-8</u>	19.7 17-10	4.7 28-14
1980	355 9-5	325.4 13-6	129.9 11-5	195.5 13-5	36 <u>14-7</u>	24 <u>13-5</u>	104 <u>18-9</u>	20.6 9-5	7.2 21-10
1979	271 22-12	302.9 20-10	104.6 26-12	198.3 10-8	52 25-13	19 9-5	137 28-10	20.0 15-7	8.0 15-11
1978	239 27-14	256.7 24-14	127.8 23-14	129.1 24-13	49 26-14	30 <u>23-11</u>	90 2-2	22.3 10-8	6.3 25-13
1977	295 6-4	327.7 6-3	151.6 9-6	176.1 3-2	26 <u>9-7</u>	12 <u>3-1</u>	77 5-4	19.0 23-12	7.7 19-12
1976	417 1-1	374.0 1-1	164.5 7-4	209.5 1-1	30 <u>9-5</u>	10 1-1	92 15-6	20.6 21-14	7.9 17-10
1975	395 2-2	321.3 12-7	158.4 8-5	162.9 13-7	38 <u>16-8</u>	8 1-1	80 8-2	22.9 9-7	10.5 6-6
1974	190 23-13	274.5 15-9	129.9 16-10	144.6 18-9	49 25-13	24 <u>20-10</u>	66 6-1	22.6 9-5	6.0 25-13
1973	226 <u>20-11</u>	250.4 20-10	145.1 11-6	105.4 22-11	32 <u>13-6</u>	25 21-10	57 5-3	22.4 14-8	5.4 24-13
1972	235 20-11	299.1 14-8	135.3 17-9	163.8 11-6	25 11-6	12 3-2	58 5-2	28.1 2-1	8.1 9-6
1971	313 5-3	290.8 12-7	153.5 5-2	137.3 21-11	27 13-7	21 <u>13-6</u>	57 1-1	21.2 22-10	8.2 5-3
1970	321 6-1	295.3 8-3	95.4 23-12	199.9 3-2	33 <u>12-5</u>	22 <u>15-6</u>	71 5-2	25.8 3-1	9.8 5-3
1969	279 <u>8</u>	319.8 4	106.4 14	213.4 2	19 2	27 14	62 2	25.3 1	5.2 12
1968	402 2	334.4 4	129.2 8	205.1 3	29 7	22 11	75 12	26.4 1	8.3 4
1967	394 2	357.7 1	117.5 11	240.2 2	25 4	17 2	52 2	23.5 7	7.7 5
1966	314 8	320.4 5	111.1 10	209.3 4	30 <u>4</u>	27 12	64 4	21.5 <u>9</u>	7.9 2
1965	389 3	328.4 5	113.8 9	214.6 3	43 <u>10</u>	17 6	69 8	23.9 6	9.4 5
1964	428 1	341.4 1	143.4 5	198.0 2	39 7	9 2	74 8	23.7 6	9.4 6
1963	316 7	352.7 2	117.3 9	235.4 1	44 12	12 1	77 13	21.4 11	9.2 5
1962	293 8	333.3 5	114.4 11	218.9 5	25 9	63 10	23.0 8	23.0 8	8.0 6
1961	302 7	351.6 2	151.4 3	200.2 3	29 13	69 <u>11</u>	22.3 <u>8</u>	8.2 10	8.2 10
1960	288 4	353.8 1	107.4 11	246.3 1	24 10	51 4	21.9 7	5.5 10	5.5 10
1959	374 1	371.5 1	142.1 7	229.4 1	14 3	56 8	20.8 <u>6</u>	6.1 8	6.1 8
1958	381 1	378.3 1	177.3 2	201.0 6	11 1	55 5	25.4 2	6.1 5	6.1 5
1957	303 2	343.6 2	144.6 5	199.0 1	19 6	67 11	22.6 7	4.0 10	4.0 10
1956	270 4	343.8 4	183.7 2	160.1 6	18 3	53 5	19.3 12	7.1 5	7.1 5
1955	214 11	288.3 9	152.8 6	135.9 10	22 6	59 5	23.5 6	3.7 9	3.7 9
1954	131 12	244.5 12	106.3 10	139.1 10	22 4	71 5	18.7 12	5.1 8	5.1 8
1953	182 11	226.3 12	121.6 9	104.8 12	27 5	69 7	23.7 4	6.3 6	6.3 6

RECORDS



COLTS YEAR-BY-YEAR DEFENSIVE RANKINGS

Total NFL-AFC Rank (since 1970), tied rank underlined

Year	Scoring	Net Defense	Rushing Avg.	Net Passing	Sacks	Ints.	Penalties	KOR Avg.	PR Avg.
2018	344 10-7	339.4 11-7	101.6 8-4	237.8 16-7	38 <u>19-8</u>	15 <u>9-2</u>	131 2-2	22.0 9-6	4.4 1-1
2017	404 30-14	367.1 30-16	120.4 26-13	246.6 28-14	25 31-16	13 <u>15-7</u>	102 <u>20-12</u>	19.2 4-3	4.2 3-1
2016	392 22-12	382.9 30-15	120.4 25-11	262.5 27-15	33 <u>19-7</u>	8 <u>29-15</u>	125 2-2	21.2 12-7	8.2 12-6
2015	408 25-13	379.1 26-15	122.0 25-13	257.1 24-13	35 <u>22-12</u>	16 <u>6-4</u>	133 1-1	19.5 3-3	10.7 28-14
2014	369 19-11	342.7 11-7	113.4 18-8	229.3 12-7	41 <u>9-7</u>	12 <u>21-8</u>	101 22-10	22.6 10-6	5.9 3-1
2013	336 9-4	357.1 20-10	125.1 26-13	231.9 13-8	42 <u>11-5</u>	15 <u>17-8</u>	112 2-2	25.2 27-14	13.7 31-16
2012	387 21-11	374.3 26-14	137.5 29-14	236.8 21-11	32 <u>23-12</u>	12 <u>20-9</u>	128 1-1	24.7 22-10	11.7 26-12
2011	430 28-14	370.9 25-13	143.9 29-15	227.0 15-11	29 <u>27-13</u>	8 <u>31-16</u>	84 32-32	30.7 32-16	11.5 19-10
2010	388 23-11	341.6 20-9	127.0 25-12	214.6 13-7	30 <u>23-9</u>	10 <u>30-15</u>	95 <u>17-8</u>	25.8 31-15	10.7 23-13
2009	307 8-5	339.2 18-9	126.5 24-11	212.7 14-9	34 <u>16-7</u>	16 15-8	92 <u>18-8</u>	25.3 31-15	8.4 16-9
2008	298 7-4	310.9 11-5	122.9 24-12	188.1 6-3	30 <u>16-8</u>	15 <u>11-7</u>	68 32-16	24.3 24-12	9.2 15-8
2007	262 1-1	279.7 3-2	106.9 15-6	172.8 2-1	28 <u>26-12</u>	22 2-2	85 <u>22-8</u>	25.0 29-15	13.9 32-16
2006	360 23-14	332.3 21-12	173.0 32-16	159.3 2-2	25 <u>30-16</u>	15 <u>20-12</u>	86 26-11	26.0 30-14	13.1 31-16
2005	247 2-1	307.1 11-4	110.1 16-8	196.9 15-5	46 <u>5-4</u>	18 9-5	119 14-6	22.2 21-9	10.9 30-15
2004	351 19-10	370.6 29-14	127.3 24-13	243.3 29-13	45 <u>3-1</u>	19 <u>9-7</u>	116 14-7	21.3 11-5	13.6 32-16
2003	336 20-12	299.3 18-18	123.8 20-9	175.6 5-3	31 23-11	15 <u>14-6</u>	123 27-14	21.5 <u>20-11</u>	10.0 20-10
2002	313 7-3	306.8 8-4	124.5 20-9	182.3 2-1	36 <u>16-7</u>	10 <u>25-12</u>	102 <u>16-7</u>	20.5 <u>6-5</u>	5.8 5-2
2001	486 31-16	357.2 29-16	132.2 25-12	225.0 27-15	40 16-9	15 <u>20-10</u>	96 <u>17-10</u>	23.1 26-13	13.9 30-15
2000	326 15-7	334.8 21-12	120.9 25-14	213.9 18-9	42 <u>12-6</u>	14 <u>23-12</u>	103 15-7	23.8 25-13	12.8 27-13
1999	333 17-13	326.3 15-11	107.2 18-11	219.1 <u>18-12</u>	41 <u>12-7</u>	10 29-15	130 30-16	22.0 19-10	16.2 31-16
1998	444 29-14	364.8 29-15	160.6 29-14	204.1 16-8	38 <u>19-10</u>	8 30-15	108 12-6	26.0 26-13	10.7 21-9
1997	401 26-12	303.4 10-5	127.1 26-13	176.3 4-1	37 <u>21-9</u>	12 <u>25-13</u>	102 17-9	24.1 29-14	11.4 22-10
1996	334 18-9	337.7 22-10	110.0 18-11	227.7 24-10	29 28-14	13 <u>23-12</u>	121 3-2	24.9 27-13	10.9 19-10
1995	316 5-2	314.2 2-5	91.1 6-3	223.1 24-12	29 <u>24-11</u>	13 <u>25-11</u>	111 10-6	20.7 <u>22-10</u>	11.8 26-13
1994	320 <u>14-6</u>	332.8 20-11	102.9 12-6	229.9 24-12	29 <u>17-9</u>	18 10-4	110 <u>19-9</u>	20.2 <u>9-6</u>	9.2 <u>16-8</u>
1993	378 27-14	352.4 28-14	157.6 28-14	194.8 12-4	21 28-14	10 <u>25-14</u>	87 <u>21-12</u>	14.9 1-1	8.6 11-5
1992	302 16-9	317.1 21-12	135.9 26-14	181.3 11-7	39 <u>16-10</u>	20 <u>10-6</u>	101 7-5	17.5 5-4	7.0 4-1
1991	381 26-13	320.4 20-8	145.4 28-14	175.0 4-2	29 21-11	15 <u>18-10</u>	88 22-11	17.4 8-5	11.0 25-12
1990	353 20-11	350.9 26-13	138.3 24-13	212.6 23-12	29 26-13	9 27-14	104 9-7	19.6 18-10	8.0 12-6
1989	301 <u>11-7</u>	350.7 22-11	129.8 22-10	220.9 15-12	46 6-3	21 <u>9-4</u>	103 16-8	19.2 12-6	10.9 25-13
1988	315 <u>11-4</u>	331.0 17-7	105.9 8-2	225.1 25-13	30 <u>20-9</u>	15 <u>23-13</u>	118 1-1	11.1 2-1	11.3 27-14
1987	238 1-1	303.3 6-3	119.3 15-6	184.0 3-2	39 <u>14-5</u>	20 <u>12-6</u>	85 25-13	17.8 3-3	9.6 18-9
1986	400 25-13	356.3 25-12	122.6 17-9	233.7 26-12	24 27-14	16 <u>22-10</u>	100 17-10	19.2 11-8	10.3 23-12
1985	386 21-11	349.9 19-9	134.1 18-10	215.9 19-10	36 <u>23-12</u>	16 25-13	90 20-9	20.2 12-8	13.3 27-13
1984	414 25-12	348.6 22-9	125.4 17-10	223.1 22-11	42 <u>19-9</u>	18 <u>18-10</u>	98 15-9	20.2 15-6	9.7 20-9
1983	354 19-10	352.5 23-11	132.4 17-7	220.1 21-11	41 <u>16-6</u>	20 <u>20-9</u>	79 28-14	18.7 9-5	11.7 28-14
1982	236 26-13	366.2 26-13	163.7 28-14	202.6 15-8	11 28-14	5 27-13	95 9-5	21.5 21-12	8.7 18-10
1981	533 28-14	424.6 28-14	166.6 26-12	258.0 27-13	13 28-14	16 <u>24-11</u>	101 19-10	20.1 11-5	9.1 19-11
1980	387 23-12	346.6 22-13	138.1 22-14	208.5 22-12	30 <u>20-10</u>	17 <u>22-13</u>	98 <u>16-8</u>	19.7 9-5	7.3 11-5
1979	351 19-10	317.1 15-9	144.1 19-10	173.0 15-7	39 13-5	23 <u>10-6</u>	112 7-5	18.7 5-2	6.9 11-6
1978	421 28-14	369.4 28-14	188.1 27-13	181.3 25-11	30 <u>20-8</u>	17 <u>24-12</u>	114 8-4	24.4 28-14	8.7 15-5
1977	221 11-5	284.9 17-8	128.4 9-6	156.4 21-8	47 3-2	30 2-2	78 <u>25-12</u>	25.2 27-14	10.9 22-10
1976	246 13-6	299.1 15-7	131.7 7-4	167.4 22-10	56 2-1	15 <u>18-10</u>	89 17-8	22.3 19-8	7.0 6-3
1975	269 10-6	298.1 12-7	130.1 7-4	168.0 13-7	59 1-1	29 2-2	79 20-12	23.6 20-9	10.1 18-8
1974	329 25-12	294.7 14-6	140.1 17-7	154.6 15-7	21 25-12	10 25-12	75 17-10	20.1 5-2	9.0 11-7
1973	341 21-11	320.6 21-11	149.2 14-8	171.4 23-12	25 <u>23-13</u>	15 <u>18-9</u>	69 13-8	22.6 12-5	10.0 21-12
1972	252 <u>11-6</u>	308.0 20-10	142.1 15-8	165.9 20-11	25 16-10	23 7-2	84 4-3	21.8 5-2	7.0 12-4
1971	140 2-1	203.7 1-1	79.5 1-1	124.2 2-1	33 <u>8-4</u>	28 2-1	67 19-11	21.7 6-4	6.7 13-4
1970	234 7-2	274.6 9-5	102.8 6-3	171.9 21-10	41 <u>5-2</u>	25 4-2	101 <u>1-1</u>	21.3 10-4	9.4 24-12
1969	268 <u>6</u>	332.1 13	100.0 4	232.1 15	33 <u>7</u>	15 <u>13</u>	74 7	20.6 6	5.2 9
1968	144 1	241.2 2	95.6 3	145.5 4	45 3	29 2	72 9	19.6 5	3.3 1
1967	198 2	274.5 5	100.8 4	173.7 7	36 <u>8</u>	32 1	82 7	22.8 9	6.9 9
1966	226 3	292.2 7	123.8 9	168.4 4	47 <u>3</u>	22 7	69 7	21.0 3	4.3 3
1965	284 4	288.9 5	105.9 4	183.0 7	39 <u>5</u>	22 6	80 2	21.4 3	7.6 8
1964	225 1	280.7 3	128.4 8	152.3 2	57 1	23 3	59 13	21.3 2	7.0 3
1963	285 7	287.9 6	128.1 9	160.1 6	45 <u>2</u>	15 <u>11</u>	58 10	23.0 6	6.3 3
1962	288 6	294.5 5	107.4 3	187.1 6	37 1	23 9	71 2	27.6 14	7.9 7
1961	307 10	270.1 1	133.5 10	136.6 1	37 1	16 14	66 4	27.2 14	13.8 14
1960	234 6	276.4 4	132.6 8	143.8 2	30 2	59 8	88 13	28.5 13	3.2 1
1959	251 7	324.9 8	129.7 4	195.2 10	40 1	65 1	65 1	20.7 4	3.6 3
1958	203 2	273.7 2	107.6 1	166.1 5	35 1	60 7	28.9 12	4.4 5	5
1957	235 8	283.8 6	97.8 1	186.0 11	28 2	60 7	22.9 7	3.2 3	3
1956	322 11	348.0 11	159.7 7	188.3 12	13 12	62 3	23.6 8	3.9 2	2
1955	239 6	343.5 11	169.6 9	173.9 9	19 2	69 2	20.1 2	1.9 1	1
1954	279 <u>8</u>	327.5 5	135.8 8	191.7 7	20 9	92 2	20.2 3	3.3 3	3
1953	350 12	373.8 12	192.9 12	180.9 8	29 3	87 1	18.1 2	7.7 10	10

RECORDS



STATISTICS 1953

RECORD: 3-9 COACH: KEITH MOLESWORTH

FIFTH – WESTERN CONFERENCE

HOME: 2-4 CONF: 2-8
AWAY: 1-5 NCONF: 1-1

DATE	RESULTS	OPPONENT	ATTENDANCE
9/27	W 13-9	CHICAGO	23,715
10/3	L 17-27	DETROIT	25,159
10/11	W 16-14	@ Chicago	35,316
10/18	L 14-37	@ Green Bay	18,713
10/25	W 27-17	WASHINGTON	34,031
10/31	L 24-35	GREEN BAY	33,797
11/7	L 7-17	@ Detroit	46,508
11/15	L 14-45	@ Philadelphia	27,813
11/22	L 13-21	LOS ANGELES RAMS	27,268
11/29	L 21-38	SAN FRANCISCO	26,005
12/5	L 2-45	@ Los Angeles Rams	26,696
12/13	L 14-45	@ San Francisco	23,432

TEAM STATISTICS	COLTS	OPP
TOTAL FIRST DOWNS	157	232
Rushing	75	121
Passing	66	95
Penalty	16	16
TOTAL NET YARDS	2716	4486
Avg. Per Game	226.3	373.8
NET YARDS RUSHING	1459	2315
Avg. Per Game	121.6	192.9
Total Rushes	376	445
NET YARDS PASSING	1257	2171
Avg. Per Game	104.8	180.9
Tackled/Yards Lost	-368	-240
Gross Yards	1625	2411
Att./Completions	319/126	321/165
Completion Pct.	39.5	51.4
Had Intercepted	27	29
PUNTS/AVERAGE	83/38.4	55/40.3
PENALTIES/YARDS	69/623	87/757
FUMBLES/BALL LOST	34/21	42/27
TOUCHDOWNS	23	46
Rushing	7	21
Passing	13	21
Defense/Kicking	1/2	3/1

SCORE BY PERIODS	1	2	3	4	TOTAL
COLTS	38	44	39	61	182
OPPONENTS	77	105	83	85	350

SCORING	TDR	TDP	TDR/T	PAT	FG	S	TP
Rechichar	2	1			5-13		33
Huzvar	4	1					30
McPhail			21-23	2-5			27
Taliaferro	2	2					24
Young	3	1					24
Edwards	3						18
Taseff	1	1					12
Embree	1						6
Kalmanir	1						6
Donovan						1	2
COLTS	7	13	3	21-23	7-18	1	182
OPPONENTS	21	4	45-46	9-16	1	350	

RUSHING	NO.	YDS.	AVG.	LG	TD
Huzvar	119	515	4.3	36t	4
Taliaferro	102	479	4.7	50	2
McPhail	53	138	2.6	30	0
Young	40	135	3.4	24	0
Enke	28	91	3.3	25	0
Kalmanir	16	53	3.3	32	0
Mioduszewski	3	33	11.0	25	0
DelBello	14	14	1.0	9	0
Taseff	1	1	1.0	1t	1
COLTS	376	1459	3.9	50	7
OPPONENTS	445	2315	5.2	66	21

RECEIVING	NO.	YDS.	AVG.	LG	TD
Edwards	35	312	8.9	32t	3
Embree	23	272	11.8	24	1
Taliaferro	20	346	17.3	54	2
Young	12	201	16.8	49t	3
Brethauer	10	133	13.3	25	0
McPhail	10	38	3.8	45	1
Huzvar	6	55	9.2	30t	1
Rechichar	3	151	50.3	66t	2
Keane	3	61	20.3	37	0
Kalmanir	3	31	10.3	22t	1
Shula	1	6	6.0	6	0
Marchetti	0	19	0.0	19	0
COLTS	126	1625	12.9	66t	13
OPPONENTS	165	2411	14.6	59	21

INTERCEPTIONS	NO.	YDS.	AVG.	LG	TD
Keane	11	118	10.7	35	0
Rechichar	7	64	9.1	36t	1
Shula	3	46	15.3	35	0
Taseff	3	36	12.0	29	0
Pellington	2	22	11.0	22	0
Brethauer	1	17	17.0	17	0
Agase	1	5	5.0	5	0
Mioduszewski	1	0	0.0	0	0
COLTS	29	308	10.6	36t	1
OPPONENTS	27	469	17.4	54t	3

PUNTING	NO.	YDS.	AVG.	LG	BLK.
Taliaferro	65	2438	37.5	61	0
Keane	18	752	41.8	56	0
COLTS	83	3190	38.4	61	0
OPPONENTS	55	2217	40.3	65	0

PUNT RETURNS	NO.	YDS.	AVG.	LG	TD
Taliaferro	10	31	3.1	7	0
Young	6	9	1.5	9	0
Coutre	4	38	9.5	25	0
Mioduszewski	4	13	3.3	5	0
Kalmanir	2	19	9.5	14	0
Taseff	1	71	71.0	71t	1
Keane	1	3	3.0	3	0
Rechichar	1	0	0.0	0	0
COLTS	29	184	6.3	71t	1
OPPONENTS	40	307	7.7	74	1

KICKOFF RETURNS	NO.	YDS.	AVG.	LG	TD
Taliaferro	16	331	20.7	39	0
Young	11	378	34.4	104t	1
Coutre	9	266	29.6	78	0
Taseff	4	87	21.8	35	0
Kalmanir	3	51	17.0	25	0
Jackson	3	37	12.3	19	0
Poole	2	24	12.0	21	0
Campanella	2	13	6.5	13	0
Rechichar	1	28	28.0	28	0
Mioduszewski	1	25	25.0	25	0
Finnin	1	18	18.0	18	0
COLTS	53	1258	23.7	104t	1
OPPONENTS	40	724	18.1	28	0

USUAL STARTERS PRO BOWLERS IN BOLDFACE

OFFENSE	DEFENSE
WR Mel Embree	LDE Barney Poole
LT Ernie Blandin	LDT Art Donovan
LG Dick Barwegen	RDT Tom Finin
C Brad Ecklund	RDE Gino Marchetti
RG Bill Lange	LLB Bill Pellington
RT Jack Little	MLB Sisto Averno
SE Dan Edwards	RLB Alex Agase
RB John Huzvar	LCB Bert Rechichar
QB Fred Enke	RCB Don Shula
RB Buddy Young	LS Carl Taseff
RB George Taliaferro	RS Tom Keane

PASSING	ATT.	COMP.	YDS.	PCT.	AVG./ATT.	TD	TD%	INT.	INT%	LG	RATING
Enke	169	71	1054	42.0	6.24	8	4.7	15	8.9	55	41.9
DelBello	61	27	229	44.3	3.75	1	1.6	5	8.2	66	25.9
Taliaferro	55	15	211	27.3	3.84	2	3.6	5	9.1	45	17.3
Mioduszewski	30	11	113	36.7	3.77	2	6.7	2	6.7	17	42.8
Flowers	4	2	18	50.0	4.50	0	0.0	0	0.0	12	62.5
COLTS	319	126	1625	39.5	5.09	13	4.1	27	8.5	66	34.5
OPPONENTS	321	165	2411	51.4	7.51	21	6.5	29	9.0	59	60.4

RECORDS



1954

RECORD: 3-9 COACH: WEEB EWBANK

SIXTH – WESTERN CONFERENCE

HOME: 2-4 CONF: 2-8
AWAY: 1-5 NCONF: 1-1

DATE	RESULTS	OPPONENT	ATTENDANCE
9/26	L 0-48	LOS ANGELES RAMS	36,215
10/2	W 20-14	NEW YORK GIANTS	27,088
10/10	L 9-28	@ Chicago	27,845
10/16	L 0-35	@ Detroit	48,272
10/24	L 6-7	GREEN BAY	28,680
10/31	L 21-24	@ Washington	23,566
11/6	L 3-27	DETROIT	25,287
11/13	L 13-24	Green Bay @ Milw.	19,786
11/21	L 13-28	CHICAGO	23,093
11/28	W 17-13	SAN FRANCISCO	23,875
12/4	W 22-21	@ Los Angeles Rams	30,744
12/11	L 7-10	@ San Francisco	26,856

TEAM STATISTICS	COLTS	OPP
TOTAL FIRST DOWNS	169	234
Rushing	66	95
Passing	90	120
Penalty	13	19
TOTAL NET YARDS	2934	3930
Avg. Per Game	244.5	327.5
NET YARDS RUSHING	1275	1630
Avg. Per Game	106.3	135.8
Total Rushes	364	425
NET YARDS PASSING	1659	2300
Avg. Per Game	139.1	191.7
Tackled/Yards Lost	-336	-203
Gross Yards	1995	2503
Att./Completions	313/163	330/178
Completion Pct.	52.1	53.9
Had Intercepted	22	20
PUNTS/AVERAGE	72/37.2	57/39.8
PENALTIES/YARDS	71/662	92/834
FUMBLES/BALL LOST	20/12	28/10
TOUCHDOWNS	14	36
Rushing	4	21
Passing	9	12
Defense/Kicking	1/0	2/1

SCORE BY PERIODS	1	2	3	4	TOTAL
COLTS	33	55	26	17	131
OPPONENTS	62	65	73	79	279

SCORING	TDR	TDP	TDRT	PAT	FG	S	TP
Kerkorian	1		11-12	5-10			32
Young	2	3					30
Rechichar			1-1	6-13			19
Womble	3						18
Edwards	1						6
Robinson		1					6
Taliaferro	1						6
Taseff	1						6
Toth	1						6
Finnin						1	2
COLTS	4	9	1	12-13	11-23	1	131
OPPONENTS	21	12	3	36-36	9-19	0	279

RUSHING	NO.	YDS.	AVG.	LG	TD
Young	70	311	4.4	57t	2
Toth	86	303	3.5	15	1
Taseff	41	228	5.0	32	0
Womble	60	174	2.9	24	0
Taliaferro	48	157	3.3	29	0
Kerkorian	22	36	1.6	11	1
Davidson	11	31	2.8	15	0
Huzvar	19	29	1.5	6	0
Shula	2	3	1.5	3	0
Enke	5	3	0.6	5	0
COLTS	364	1275	3.5	57t	4
OPPONENTS	425	1630	3.8	38	21

RECEIVING	NO.	YDS.	AVG.	LG	TD
Edwards	40	531	13.3	42	1
Colteryahn	30	384	12.8	21	0
Womble	30	338	11.3	78t	3
Taseff	16	159	9.9	30	1
Young	15	272	18.1	78t	3
Taliaferro	14	122	8.7	29t	1
Toth	11	51	4.6	13	0
Bighead	6	89	14.8	25	0
Mutscheller	1	49	49.0	49	0
COLTS	163	1995	12.2	78t	9
OPPONENTS	178	2503	14.1	80t	12

INTERCEPTIONS	NO.	YDS.	AVG.	LG	TD
Shula	5	84	16.8	25	0
Keane	5	22	4.4	9	0
Eggers	3	18	6.0	10	0
Rechichar	2	27	13.5	21	0
Taseff	2	15	7.5	15	0
Leberman	2	0	0.0	0	0
Campanella	1	0	0.0	0	0
COLTS	20	166	8.3	25	0
OPPONENTS	22	232	10.5	50	1

PUNTING	NO.	YDS.	AVG.	LG	BLK.
Davidson	72	2680	37.2	55	1
COLTS	72	2680	37.2	55	1
OPPONENTS	57	2266	39.8	63	0

PUNT RETURNS	NO.	YDS.	AVG.	LG	TD
Young	14	60	4.3	16	0
Taseff	8	52	6.5	13	0
Rechichar	6	22	3.7	9	0
Taliaferro	5	34	6.8	18	0
COLTS	33	168	5.1	18	0
OPPONENTS	45	150	3.3	39	0

KICKOFF RETURNS	NO.	YDS.	AVG.	LG	TD
Young	13	308	23.7	30	0
Womble	9	170	18.9	27	0
Taseff	7	167	23.9	35	0
Taliaferro	7	134	19.1	24	0
Rechichar	3	26	8.7	12	0
Pellington	2	26	13.0	14	0
Robinson	1	19	19.0	19	0
Langas	1	18	18.0	18	0
Joyce	1	13	13.0	13	0
Toth	1	13	13.0	13	0
McMillan	1	5	5.0	5	0
Huzvar	1	0	0.0	0	0
Radosevich	1	0	0.0	0	0
COLTS	48	899	18.7	35	0
OPPONENTS	29	587	20.2	40	0

USUAL STARTERS PRO BOWLERS IN BOLDFACE

OFFENSE	DEFENSE
WR Lloyd Colteryahn	LDE Gino Marchetti
LT Ken Jackson	LDT Art Donovan
LG Art Spinney	RDT Tom Finnin
C Buzz Nutter	RDE Don Joyce
RG Alex Sandusky	LLB Bill Pellington
RT Jack Little	MLB Joe Campanella
SE Dan Edwards	RLB Doug Eggers
RB Zollie Toth	LCB Carl Taseff
QB Gary Kerkorian	RCB Don Shula
RB Buddy Young	LS Tom Keane
RB Royce Womble	RS Bert Rechichar

PASSING	ATT.	COMP.	YDS.	PCT.	AVG./ATT.	TD	TD%	INT.	INT%	LG	RATING
Kerkorian	217	117	1515	53.9	6.98	9	4.1	12	5.5	78t	66.9
Davidson	64	28	309	43.8	4.83	0	0.0	5	7.8	29t	26.1
Enke	28	17	171	60.7	6.11	0	0.0	3	10.7	42t	38.5
Taliaferro	2	0	0	0.0	0.00	0	0.0	1	50.0	0	0.0
Keane	1	1	0	100.0	0.00	0	0.0	0	0.0	0	79.2
Toth	1	0	0	0.0	0.00	0	0.0	1	100.0	0	0.0
COLTS	313	163	1995	52.1	5.09	9	2.9	22	7.0	78t	52.3
OPPONENTS	330	178	2503	53.9	7.58	12	3.6	20	6.1	80t	65.5

RECORDS



1955

RECORD: 5-6-1 COACH: WEBB EWBANK

FOURTH – WESTERN CONFERENCE

HOME: 4-1-1 CONF: 5-4-1

AWAY: 1-5 NCONF: 0-2

DATE	RESULTS	OPPONENT	ATTENDANCE
9/25	W 23-17	CHICAGO	36,167
10/1	W 28-13	DETROIT	40,030
10/8	W 24-20	Green Bay @ Milw.	40,199
10/16	L 10-38	@ Chicago	40,184
10/23	L 13-14	WASHINGTON	51,587
10/29	W 14-10	GREEN BAY	34,411
11/5	L 14-24	@ Detroit	53,874
11/13	L 7-17	@ New York Giants	33,982
11/20	T 17-17	LOS ANGELES RAMS	41,146
11/27	W 26-14	SAN FRANCISCO	33,485
12/4	L 14-20	@ Los Angeles Rams	37,024
12/11	L 24-35	@ San Francisco	35,371

TEAM STATISTICS	COLTS	OPP
TOTAL FIRST DOWNS	206	234
Rushing	93	120
Passing	92	98
Penalty	21	16
TOTAL NET YARDS	3464	4122
Avg. Per Game	288.3	343.5
NET YARDS RUSHING	1833	2035
Avg. Per Game	152.8	169.6
Total Rushes	456	448
NET YARDS PASSING	1631	2087
Avg. Per Game	135.9	173.9
Tackled/Yards Lost	-164	-201
Gross Yards	1795	2288
Att./Completions	266/134	320/158
Completion Pct.	50.4	49.4
Had Intercepted	22	19
PUNTS/AVERAGE	55/39.3	56/39.9
PENALTIES/YARDS	59/565	69/681
FUMBLES/BALL LOST	18/8	24/14
TOUCHDOWNS	26	30
Rushing	15	18
Passing	11	12
Defense/Kicking	0/0	0/0

SCORE BY PERIODS	1	2	3	4	TOTAL
COLTS	54	44	57	59	214
OPPONENTS	36	72	69	62	239

SCORING	TDR	TDP	TDRT	PAT	FG	S	TP
Rechichar			25-26	10-24			55
Ameche	9						54
Mutscheller	7						42
Colteryahn	3						18
Shaw	3						18
Young, B.	1	1					12
Kerkorian	1			1-2			9
Dupre	1						6
COLTS	15	11	0	25-26	11-26	0	214
OPPONENTS	18	12	0	29-30	10-14	0	239

RUSHING	NO.	YDS.	AVG.	LG	TD
Ameche	213	961	4.5	79t	9
Dupre	88	338	3.8	60	1
Shaw	68	301	4.4	37	3
Young, B.	32	87	2.7	25	1
Young, D.	17	39	2.3	10	0
Shields	10	34	3.4	14	0
Hugasian	12	34	2.8	15	0
Kerkorian	6	20	3.7	12	1
Renfro	4	13	3.3	5	0
Bryan	2	4	2.0	8	0
Womble	4	2	0.5	4	0
COLTS	456	1833	4.0	79t	15
OPPONENTS	448	2035	4.5	81t	18

RECEIVING	NO.	YDS.	AVG.	LG	TD
Mutscheller	33	518	15.7	48	7
Ameche	27	141	5.2	18	0
Colteryahn	21	251	12.0	22	3
Young, B.	19	426	22.4	82t	1
Berry	13	205	15.8	45	0
Dupre	10	153	15.3	30	0
Hugasian	3	32	10.7	13	0
Shields	3	27	9.0	19	0
Young, D.	2	15	7.5	11	0
Womble	1	14	14.0	14	0
Pellington	1	10	10.0	10	0
Taseff	1	3	3.0	3	0
COLTS	134	1795	13.4	82t	11
OPPONENTS	158	2288	14.5	60	12

INTERCEPTIONS	NO.	YDS.	AVG.	LG	TD
Rechichar	6	109	18.2	40	0
Shula	5	64	12.8	31	0
Campanella	2	35	17.5	23	0
Pellington	2	17	8.5	12	0
Thomas	1	23	23.0	23	0
Patera	1	8	8.0	8	0
Bryan	1	4	4.0	4	0
Taseff	1	0	0.0	0	0
COLTS	19	260	13.7	40	0
OPPONENTS	22	269	12.2	39	0

PUNTING	NO.	YDS.	AVG.	LG	BLK.
Brethauer	55	2161	39.3	56	0
COLTS	55	2161	39.3	56	0
OPPONENTS	56	2234	39.9	63	0

PUNT RETURNS	NO.	YDS.	AVG.	LG	TD
Rechichar	30	121	4.0	24	0
Taseff	14	46	3.3	20	0
Pellington	1	6	6.0	6	0
Young, D.	1	3	3.0	3	0
Patera	1	2	2.0	2	0
Young, B.	1	0	0.0	0	0
COLTS	48	178	3.7	24	0
OPPONENTS	37	71	1.9	11	0

KICKOFF RETURNS	NO.	YDS.	AVG.	LG	TD
Rechichar	9	235	26.1	59	0
Young, B.	9	222	24.7	43	0
Taseff	7	162	23.1	38	0
White	4	142	35.5	54	0
Ameche	4	60	15.0	19	0
Young, D.	2	37	18.5	22	0
Pellington	2	36	18.0	19	0
Berry	2	27	13.5	16	0
Renfro	1	20	20.0	20	0
COLTS	40	941	23.5	59	0
OPPONENTS	36	724	20.1	57	0

USUAL STARTERS PRO BOWLERS IN BOLDFACE

OFFENSE	DEFENSE
WR Lloyd Colteryahn	LDE Gino Marchetti
LT George Radosevich	LDT Art Donovan
LG Art Spinney	ROD Tom Finin
C Dick Szymanski	RDE Don Joyce
RG Alex Sandusky	LLB Bill Pellington
RT George Preas	MLB Joe Campanella
TE Jim Mutscheller	RLB Doug Eggers
RB Buddy Young	LCB Bert Rechichar
QB George Shaw	RCB Don Shula
RB Alan Ameche	LS Carl Taseff
RB L.G. Dupre	RS Jesse Thomas

PASSING	ATT.	COMP.	YDS.	PCT.	AVG./ATT.	TD	TD%	INT.	INT%	LG	RATING
Shaw	237	119	1586	50.2	6.69	10	4.2	19	8.0	82t	52.5
Kerkorian	29	15	209	51.7	7.21	1	3.4	3	10.3	48t	47.1
COLTS	266	134	1795	50.4	6.75	11	4.1	22	8.3	82t	51.5
OPPONENTS	320	158	2288	49.4	7.15	12	3.8	19	5.9	60t	60.8

RECORDS



1956

RECORD: 5-7 COACH: WEEB EWBANK

FOURTH – WESTERN CONFERENCE

HOME: 4-2 CONF: 3-7
AWAY: 1-5 NCONF: 2-0

DATE	RESULTS	OPPONENT	ATTENDANCE
9/30	W 28-21	CHICAGO	45,221
10/6	L 14-31	DETROIT	42,622
10/14	L 33-38	Green Bay @ Milw.	24,214
10/21	L 27-58	@ Chicago	48,364
10/28	W 28-21	GREEN BAY	40,086
11/11	W 21-7	@ Cleveland	42,404
11/18	L 3-27	@ Detroit	55,788
11/25	W 56-21	LOS ANGELES RAMS	40,321
12/2	L 17-20	SAN FRANCISCO	37,227
12/9	L 7-31	@ Los Angeles Rams	51,037
12/16	L 17-30	@ San Francisco	43,791
12/23	W 19-17	WASHINGTON	32,944

TEAM STATISTICS	COLTS	OPP
TOTAL FIRST DOWNS	216	238
Rushing	106	109
Passing	99	115
Penalty	11	14
TOTAL NET YARDS	4125	4176
Avg. Per Game	343.8	348.0
NET YARDS RUSHING	2204	1916
Avg. Per Game	183.7	159.7
Total Rushes	432	447
NET YARDS PASSING	1921	2260
Avg. Per Game	160.1	188.3
Tackled/Yards Lost	-289	-203
Gross Yards	2210	2463
Att./Completions	279/158	297/165
Completion Pct.	56.6	55.6
Had Intercepted	18	13
PUNTS/AVERAGE	58/38.4	56/44.4
PENALTIES/YARDS	53/507	62/486
FUMBLES/BALL LOST	18/14	23/15
TOUCHDOWNS	38	43
Rushing	21	16
Passing	14	22
Defense/Kicking	1/2	3/2

SCORE BY PERIODS	1	2	3	4	TOTAL
COLTS	55	103	51	61	270
OPPONENTS	80	64	83	95	322

SCORING	TDR	TDP	TDRT	PAT	FG	S	TP
Moore	8	1					54
Ameche	8						36
Mutscheller		6					48
Dupre	2	2					24
Feamster			24-26	0-3			24
Vessels	2	1					18
Rechichar			8-10	3-13			17
Berry	2						12
Taseff			2				12
Womble	2						12
Thomas			1				6
Unitas	1						6
Kerkorian				1-2			1
COLTS	21	14	3	33-38	3-16	0	270
OPPONENTS	16	22	5	40-43	8-19	0	322

RUSHING	NO.	YDS.	AVG.	LG	TD
Ameche	178	858	4.8	43	8
Moore	86	649	7.5	79t	8
Vessels	44	215	4.9	31	2
Dupre	49	182	3.7	21	2
Unitas	28	155	5.5	34	1
Womble	20	72	3.6	12	0
Shaw	20	63	3.2	19	0
Young, D.	5	7	1.4	3	0
Taseff	1	2	2.0	2	0
Rechichar	1	1	1.0	1	0
COLTS	432	2204	5.1	79t	21
OPPONENTS	447	1916	4.3	33	16

RECEIVING	NO.	YDS.	AVG.	LG	TD
Mutscheller	44	715	16.3	53t	6
Berry	37	601	16.2	54	2
Ameche	26	189	7.3	22	0
Dupre	16	216	13.5	49t	2
Vessels	11	177	16.1	30	1
Moore	11	102	9.3	27	1
Womble	9	180	20.0	43t	2
Colternyahn	3	29	9.7	16	0
Unitas	1	1	1.0	1	0
COLTS	158	2210	14.0	54	14
OPPONENTS	165	2463	14.9	77t	22

INTERCEPTIONS	NO.	YDS.	AVG.	LG	TD
Rechichar	4	63	15.8	42	0
Thomas	2	36	18.0	23	0
Taseff	2	13	6.5	8	0
Patera	2	10	5.0	10	0
Eggers	1	6	6.0	6	0
Pellington	1	4	4.0	4	0
Shula	1	2	2.0	2	0
COLTS	13	134	10.3	42	0
OPPONENTS	18	275	15.3	59t	2

PUNTING	NO.	YDS.	AVG.	LG	BLK.
Rechichar	33	1276	38.7	56	0
Dupre	25	953	38.1	54	0
COLTS	58	2229	38.4	56	0
OPPONENTS	56	2489	44.4	70	0

PUNT RETURNS	NO.	YDS.	AVG.	LG	TD
Taseff	27	233	8.6	90t	1
Moore	8	38	4.8	15	0
Rechichar	5	10	2.0	7	0
Nyers	2	16	8.0	16	0
COLTS	42	297	7.1	90t	1
OPPONENTS	39	153	3.9	67t	2

KICKOFF RETURNS	NO.	YDS.	AVG.	LG	TD
Vessels	16	379	23.7	42	0
Moore	10	129	12.9	21	0
Taseff	9	206	22.9	34	0
Dupre	7	148	21.1	35	0
Nyers	3	69	23.0	35	0
Young, D.	3	40	13.3	18	0
Ameche	2	38	19.0	25	0
Sandusky	1	24	24.0	24	0
Spinney	1	10	10.0	10	0
Pellington	1	0	0.0	0	0
Shula	1	0	0.0	0	0
COLTS	54	1043	19.3	42	0
OPPONENTS	43	1015	23.6	103t	1

USUAL STARTERS PRO BOWLERS IN BOLDFACE

OFFENSE	DEFENSE
WR Raymond Berry	LDE Gino Marchetti
LT Ken Jackson	LDT Art Donovan
LG Art Spinney	RDT Tom Finney
C Buzz Nutter	RDE Don Joyce
RG Alex Sandusky	LLB Bill Pellington
RT George Preas	MLB Joe Campanella
TE Jim Mutscheller	RLB Doug Eggers
RB Lenny Moore	LCB Bert Rechichar
QB John Unitas	RCB Don Shula
RB Alan Ameche	LS Carl Taseff
RB L.G. Dupre	RS Jesse Thomas

PASSING	ATT.	COMP.	YDS.	PCT.	AVG./ATT.	TD	TD%	INT.	INT%	LG	RATING
Unitas	198	110	1498	55.6	7.57	9	4.5	10	5.1	54t	74.0
Shaw	75	45	645	60.0	8.60	3	4.0	7	9.3	49t	62.4
Moore	4	1	8	25.0	2.00	1	25.0	1	25.0	8t	39.6
Kerkorian	2	2	59	100.0	29.50	1	50.0	0	0.0	40t	158.3
COLTS	279	158	2210	56.6	7.92	14	5.0	18	6.5	54t	72.1
OPPONENTS	297	165	2463	55.6	8.29	22	7.4	13	4.4	77t	89.3

RECORDS



1957

RECORD: 7-5 COACH: WEBB EWBANK

THIRD – WESTERN CONFERENCE

HOME: 4-2 CONF: 6-4
AWAY: 3-3 NCONF: 1-1

DATE	RESULTS	OPPONENT	ATTENDANCE
9/29	W 34-14	DETROIT	40,112
10/5	W 20-10	CHICAGO	46,558
10/13	W 45-17	Green Bay @ Milw.	26,322
10/20	L 27-31	@ Detroit	56,764
10/27	L 21-24	GREEN BAY	48,510
11/3	L 13-19	PITTSBURGH	42,575
11/10	W 21-17	@ Washington	33,149
11/17	W 29-14	@ Chicago	47,168
11/24	W 27-21	SAN FRANCISCO	50,073
12/1	W 31-14	LOS ANGELES RAMS	52,060
12/8	L 13-17	@ San Francisco	59,950
12/15	L 21-37	@ Los Angeles Rams	52,560

TEAM STATISTICS	COLTS	OPP
TOTAL FIRST DOWNS	222	204
Rushing	91	69
Passing	117	118
Penalty	14	17
TOTAL NET YARDS	4123	3406
Avg. Per Game	343.6	283.8
NET YARDS RUSHING	1735	1174
Avg. Per Game	144.6	97.8
Total Rushes	434	375
NET YARDS PASSING	2388	2232
Avg. Per Game	199.0	186.0
Tackled/Yards Lost	-220	-316
Gross Yards	2608	2548
Att./Completions	314/177	342/175
Completion Pct.	56.4	51.2
Had Intercepted	19	28
PUNTS/AVERAGE	55/34.5	56/42.5
PENALTIES/YARDS	67/712	60/546
FUMBLES/BALL LOST	22/12	29/12
TOUCHDOWNS	41	29
Rushing	12	10
Passing	25	19
Defense/Kicking	3/1	0/0

SCORE BY PERIODS	1	2	3	4	TOTAL
COLTS	82	65	70	86	303
OPPONENTS	34	75	28	98	235

SCORING	TDR	TDP	TDR	PAT	FG	\$	TP
Moore	3	7	1				66
Mutscheller							8
Ameche	5	2					42
Berry		6					36
Rechichar				22-25	3-13		31
Myhra				14-16	4-6		26
Dupre	2	2					24
Davis			2				12
Marchetti				1			6
Shaw	1						6
Unitas	1						6
COLTS	12	25	4	36-41	7-19	0	303
OPPONENTS	10	19	0	29-29	10-21	1	235

RUSHING	NO.	YDS.	AVG.	LG	TD
Ameche	144	493	3.4	49	5
Moore	98	488	5.0	55t	3
Dupre	101	375	3.7	22	2
Unitas	42	171	4.1	24	1
Call	33	145	4.4	24	0
Shaw	5	30	6.0	11	1
Pricer	2	18	9.0	14	0
Womble	7	18	2.6	7	0
Myhra	1	1	1.0	1	0
Nyers	1	-4	-4.0	-4	0
COLTS	434	1735	4.0	55t	12
OPPONENTS	375	1174	3.1	57	10

RECEIVING	NO.	YDS.	AVG.	LG	TD
Berry	47	800	17.0	67t	6
Moore	40	687	17.2	82t	7
Mutscheller	32	558	17.4	66t	8
Dupre	32	339	10.6	43	2
Ameche	15	137	9.1	40	2
Womble	7	69	9.9	37	0
Call	4	18	4.5	8	0
COLTS	177	2608	14.7	82t	25
OPPONENTS	175	2548	14.6	75t	19

INTERCEPTIONS	NO.	YDS.	AVG.	LG	TD
Davis	10	219	21.9	75t	2
Rechichar	5	33	6.6	21	0
Nelson	5	29	5.8	13	0
Shinnick	2	31	15.5	22	0
Patera	1	16	16.0	16	0
DeCarlo	1	14	14.0	14	0
Taseff	1	7	7.0	7	0
Joyce	1	0	0.0	0	0
Moore	1	0	0.0	0	0
Thomas	1	0	0.0	0	0
COLTS	28	349	12.5	75t	2
OPPONENTS	19	180	9.5	28	0

PUNTING	NO.	YDS.	AVG.	LG	BLK.
Davidson	47	1664	35.4	56	0
Rechichar	5	157	31.4	51	0
Dupre	3	75	25.0	38	0
COLTS	55	1896	34.5	56	0
OPPONENTS	56	2380	42.5	76	0

PUNT RETURNS	NO.	YDS.	AVG.	LG	TD
Rechichar	22	71	3.2	22	0
Taseff	7	60	8.6	49	0
Moore	2	0	0.0	0	0
Shinnick	1	2	2.0	2	0
Davis	1	0	0.0	0	0
COLTS	33	133	4.0	49	0
OPPONENTS	34	109	3.2	28	0

KICKOFF RETURNS	NO.	YDS.	AVG.	LG	TD
Nyers	17	350	20.6	46	0
Call	14	329	23.5	45	0
Davidson	5	79	15.8	21	0
Pricer	2	40	20.0	23	0
Owens	1	23	23.0	23	0
Myhra	1	19	19.0	19	0
Moore, H.	1	16	16.0	16	0
Rechichar	1	0	0.0	0	0
Moore, L.	0	92	0.0	92t	1
COLTS	42	948	22.6	92t	1
OPPONENTS	49	1120	22.9	64	0

USUAL STARTERS PRO BOWLERS IN BOLDFACE

OFFENSE	DEFENSE
WR Raymond Berry	LDE Gino Marchetti
LT Jim Parker	LDT Art Donovan
LG Art Spinney	RDT Gene Lipscomb
C Buzz Nutter	RDE Don Joyce
RG Alex Sandusky	LLB Don Shinnick
RT George Preas	MLB Jack Patera
TE Jim Mutscheller	RLB Doug Eggers
RB Lenny Moore	LCB Carl Taseff
QB John Unitas	RCB Milt Davis
RB Alan Ameche	LS Andy Nelson
RB L.G. Dupre	RS Bert Rechichar

PASSING	ATT.	COMP.	YDS.	PCT.	AVG./ATT.	TD	TD%	INT.	INT%	LG	RATING
Unitas	301	172	2550	57.1	8.47	24	8.0	17	5.7	82t	88.0
Shaw	9	5	58	55.6	6.44	1	11.1	1	11.1	17t	72.7
Davidson	2	0	0	0.0	0.00	0	0.0	1	0.0	0	0.0
Moore	2	0	0	0.0	0.00	0	0.0	0	0.0	0	39.6
COLTS	314	177	2608	56.4	8.31	25	8.0	19	6.1	82t	85.0
OPPONENTS	342	175	2548	51.2	7.45	19	5.6	28	8.2	75t	60.2

RECORDS



1958

WORLD CHAMPIONS

RECORD: 9-3 COACH: WEBB EWBANK

FIRST – WESTERN CONFERENCE

HOME: 6-0 CONF: 8-2

AWAY: 3-3 NCONF: 1-1

DATE	RESULTS	OPPONENT	ATTENDANCE
9/28	W 28-15	DETROIT	48,377
10/4	W 51-38	CHICAGO	52,622
10/12	W 24-17	Green Bay @ Milw.	24,553
10/19	W 40-14	@ Detroit	55,190
10/26	W 35-10	WASHINGTON	54,403
11/2	W 56-0	GREEN BAY	51,333
11/9	L 21-24	@ New York Giants	71,164
11/16	W 17-0	@ Chicago	48,664
11/23	W 34-7	LOS ANGELES RAMS	57,557
11/30	W 35-27	SAN FRANCISCO	57,557
12/6	L 28-30	@ Los Angeles Rams	100,202
12/14	L 12-21	@ San Francisco	53,334
12/28	W 23-17OT	@ New York Giants	64,185

TEAM STATISTICS	COLTS	OPP
TOTAL FIRST DOWNS	253	188
Rushing	117	70
Passing	120	106
Penalty	16	12
TOTAL NET YARDS	4539	3284
Avg. Per Game	378.3	273.7
NET YARDS RUSHING	2127	1291
Avg. Per Game	177.3	107.6
Total Rushes	456	331
NET YARDS PASSING	2412	1993
Avg. Per Game	201.0	166.1
Tackled/Yards Lost	-125	-255
Gross Yards	2537	2248
Att./Completions	354/178	363/168
Completion Pct.	50.3	46.3
Had Intercepted	11	35
PUNTS/AVERAGE	62/37.3	62/44.1
PENALTIES/YARDS	55/518	60/555
FUMBLES/BALL LOST	26/11	31/17
TOUCHDOWNS	53	27
Rushing	24	13
Passing	26	9
Defense/Kicking	1/2	3/2

SCORE BY PERIODS	1	2	3	4	TOTAL
COLTS	92	93	63	133	381
OPPONENTS	41	66	65	31	203

SCORING	TDR	TDP	TDRT	PAT	FG	S	TP
Moore	7	7					84
Myhra				48-51	4-10		60
Ameche	8	1					54
Berry		9					54
Mutscheller	7						42
Lyles	1	1	2				24
Dupre	3						18
Unitas	3						18
Rechichar	1			1-4			9
Nelson			1				6
Pricer	1						6
Shaw	1			0-1			6
COLTS	24	26	3	48-52	5-14	0	381
OPPONENTS	13	9	5	23-27	6-17	0	203

RUSHING	NO.	YDS.	AVG.	LG	TD
Ameche	171	791	4.6	28	8
Moore	82	598	7.3	73t	7
Dupre	95	390	4.1	39	3
Call	37	154	4.2	35	0
Unitas	33	139	4.2	28	3
Lyles	22	41	1.7	27t	1
Pricer	10	26	2.6	4	1
Shaw	5	3	0.6	3	1
Brown	1	9	9.0	9	0
COLTS	456	2127	4.7	73t	24
OPPONENTS	331	1291	3.9	28	13

RECEIVING	NO.	YDS.	AVG.	LG	TD
Berry	56	794	14.2	54	9
Moore	50	938	18.8	77t	7
Mutscheller	28	504	18.0	54t	7
Dupre	13	111	8.5	22	0
Ameche	13	81	6.2	18	1
Lyles	5	24	4.8	11	1
Rechichar	4	34	8.5	12	1
Call	4	28	7.0	12	0
Pricer	3	14	4.7	6	0
DeCarlo	1	10	10.0	10	0
Pellington	1	-1	-1.0	-1	0
COLTS	178	2537	14.3	77t	26
OPPONENTS	168	2248	13.4	69t	9

INTERCEPTIONS	NO.	YDS.	AVG.	LG	TD
Nelson	8	199	21.9	69	1
Brown	8	149	6.6	30	0
Taseff	7	52	5.8	17	0
Pellington	4	44	15.5	21	0
Davis	4	40	16.0	28	0
Shinnick	3	23	14.0	16	0
Sanford	1	7	7.0	7	0
COLTS	35	514	14.7	69	1
OPPONENTS	11	169	15.4	44t	3

PUNTING	NO.	YDS.	AVG.	LG	BLK.
Brown	41	1635	39.9	60	0
Horn	19	617	32.5	48	0
Stone	1	28	28.0	28	0
Dupre	1	-4	-4.0	-4	0
COLTS	62	2276	36.7	60	0
OPPONENTS	62	2736	44.1	60	0

PUNT RETURNS	NO.	YDS.	AVG.	LG	TD
Taseff	29	196	6.8	33	0
Rechichar	7	29	4.1	11	0
Moore	2	11	5.5	11	0
Simpson	1	1	1.0	1	0
COLTS	39	237	6.1	33	0
OPPONENTS	40	176	4.4	71t	1

KICKOFF RETURNS	NO.	YDS.	AVG.	LG	TD
Lyles	11	398	36.2	103t	2
Pricer	9	168	18.7	28t	0
Moore	4	91	22.8	25t	0
Simpson	3	59	19.7	24t	0
Rechichar	3	50	16.7	22t	0
Call	2	48	24.0	26t	0
Taseff	1	50	50.0	50t	0
DeCarlo	1	0	0.0	0t	0
COLTS	34	864	25.4	103t	2
OPPONENTS	43	1241	28.9	99t	1

USUAL STARTERS PRO BOWLERS IN BOLDFACE

OFFENSE		DEFENSE	
WR Raymond Berry	LDE Gino Marchetti	RDT Gene Lipscomb	
LT Jim Parker	LDT Art Donovan	RDE Don Joyce	
LG Art Spinney	LLB Leo Sanford	MLB Bill Pellington	
C Buzz Nutter	LLB Leo Sanford	RLB Don Shinnick	
RG Alex Sandusky	MLB Bill Pellington	RCB Milt Davis	
RT George Preas	RCB Milt Davis	LS Andy Nelson	
TE Jim Mutscheller	LS Andy Nelson	RS Ray Brown	
WR Lenny Moore	LCB Carl Taseff		
QB John Unitas	RCB Milt Davis		
RB Alan Ameche	LS Andy Nelson		
RB L.G. Dupre	RS Ray Brown		

PASSING	ATT.	COMP.	YDS.	PCT.	AVG./ATT.	TD	TD%	INT.	INT%	LG	RATING
Unitas	263	136	2007	51.7	7.63	19	7.2	7	2.7	77t	90.0
Shaw	89	41	531	46.1	5.97	7	7.9	4	4.5	57t	72.8
Brown	2	1	-1	50.0	-0.50	0	0.0	0	0.0	-1	56.3
COLTS	354	178	2537	50.3	7.17	26	7.3	11	3.1	77t	85.4
OPPONENTS	363	168	2248	46.3	6.19	9	2.5	35	9.6	69t	35.1

RECORDS



1959

WORLD CHAMPIONS

RECORD: 9-3 COACH: WEEB EWBANK

FIRST – WESTERN CONFERENCE

HOME: 4-2 CONF: 9-1

AWAY: 5-1 NCONF: 0-2

DATE	RESULTS	OPPONENT	ATTENDANCE
9/27	W 21-9	DETROIT	55,588
10/3	L 21-26	CHICAGO	57,557
10/11	W 31-24	@ Detroit	54,197
10/18	W 21-7	@ Chicago	48,430
10/25	W 38-21	GREEN BAY	57,557
11/1	L 31-38	CLEVELAND	57,557
11/8	L 24-27	@ Washington	32,773
11/15	W 28-24	Green Bay @ Milw.	25,521
11/22	W 45-14	SAN FRANCISCO	57,557
11/29	W 35-21	LOS ANGELES RAMS	57,557
12/5	W 34-14	@ San Francisco	59,075
12/12	W 45-26	@ Los Angeles Rams	65,528
12/27	W 31-16	NEW YORK GIANTS	57,545

TEAM STATISTICS

	COLTS	OPP
TOTAL FIRST DOWNS	267	195
Rushing	95	65
Passing	148	118
Penalty	24	12
TOTAL NET YARDS	4458	3899
Avg. Per Game	371.5	324.9
NET YARDS RUSHING	1705	1557
Avg. Per Game	142.1	129.7
Total Rushes	435	325
NET YARDS PASSING	2753	2342
Avg. Per Game	229.4	195.2
Tackled/Yards Lost	-185	-155
Gross Yards	2938	2497
Att./Completions	375/196	351/171
Completion Pct.	52.3	48.7
Had Intercepted	14	40
PUNTS/AVERAGE	53/41.9	50/44.7
PENALTIES/YARDS	56/634	65/610
FUMBLES/BALL LOST	22/9	18/9
TOUCHDOWNS	51	31
Rushing	13	16
Passing	33	13
Defense/Kicking	4/1	2/0

SCORE BY PERIODS

	1	2	3	4	TOTAL
COLTS	55	94	83	142	374
OPPONENTS	31	90	85	45	251

SCORING	TDR	TDP	TDRT	PAT	FG	S	TP
Berry		14					84
Myhra				50-51	6-17		68
Ameche	7	1					48
Moore	2	6					48
Mutscheller		8					48
Richardson		3					18
Sommer	2						12
Unitas	2						12
Davis			1				6
Dupre	1						6
Nelson		1					6
Pellington		1					6
Szymanski		1					6
Taseff		1					6

COLTS	13	33	5	50-51	6-18	0	374
OPPONENTS	16	13	2	29-31	12-22	0	251

RUSHING	NO.	YDS.	AVG.	LG	TD
Ameche	178	679	3.8	26	7
Moore	92	422	4.6	31t	2
Sommer	61	227	3.7	53t	2
Unitas	29	145	5.0	21	2
Pricer	34	128	3.8	16	0
Dupre	23	54	2.4	21	0
Hawkins	12	44	3.7	11	0
Brown	2	4	2.0	3	0
Lewis	4	2	0.5	2	0
COLTS	435	1705	3.9	53t	13
OPPONENTS	325	1557	4.8	70t	16

RECEIVING	NO.	YDS.	AVG.	LG	TD
Berry	66	959	14.5	55t	14
Moore	47	846	18.0	71	6
Mutscheller	44	699	15.9	40t	8
Ameche	13	129	9.9	30	1
Sommer	7	111	15.7	56	0
Richardson	7	81	11.6	15	3
Dupre	6	47	7.8	18	1
Lewis	3	54	18.0	25	0
Pricer	2	3	1.5	4	0
Sherer	1	9	9.0	9	0
COLTS	196	2938	15.0	71	33
OPPONENTS	171	2497	14.6	81t	13

INTERCEPTIONS	NO.	YDS.	AVG.	LG	TD
Davis	7	119	17.0	57t	1
Shinnick	7	70	10.0	23	0
Nelson	6	33	5.5	33t	1
Brown	5	89	17.8	44	0
Szymanski	5	24	4.8	15t	1
Pellington	4	99	24.8	30t	1
Taseff	2	60	30.0	33	0
Lipscomb	1	49	49.0	49	0
Matuszak	1	23	23.0	23	0
Sample	1	10	10.0	10	0
Marchetti	1	1	0.0	0	0
COLTS	40	577	14.4	57t	4
OPPONENTS	14	199	14.2	37	2

PUNTING	NO.	YDS.	AVG.	LG	BLK.
Sherer	51	2132	41.8	60	0
Brown	2	89	44.5	55	0
COLTS	53	2221	41.9	60	0
OPPONENTS	50	2236	44.7	60	0

PUNT RETURNS	NO.	YDS.	AVG.	LG	TD
Sample	22	129	5.8	25	0
Taseff	15	104	6.9	25	0
Shinnick	1	0	0.0	0	0
COLTS	38	233	6.1	25	0
OPPONENTS	33	120	3.6	30	0

KICKOFF RETURNS	NO.	YDS.	AVG.	LG	TD
Sample	17	457	26.9	80	0
Sommer	8	166	20.8	25	0
Pricer	6	66	11.0	25	0
Rechichar	2	39	19.5	27	0
Lewis	2	31	15.5	23	0
Hawkins	1	21	21.0	21	0
Plunkett	1	12	12.0	12	0
Davis	1	0	0.0	0	0
COLTS	38	792	20.8	80	0
OPPONENTS	46	950	20.7	42	0

USUAL STARTERS PRO BOWLERS IN BOLDFACE

OFFENSE	DEFENSE
WR Raymond Berry	LDE Gino Marchetti
LT Jim Parker	LDT Art Donovan
LG Art Spinney	RDT Gene Lipscomb
C Buzz Nutter	RDE Don Joyce
RG Alex Sandusky	LLB Bill Pellington
RT George Preas	MLB Dick Szymanski
TE Jim Mutscheller	RLB Don Shinnick
WR Lenny Moore	LCB Carl Taseff
QB John Unitas	RCB Milt Davis
RB Alan Ameche	LS Andy Nelson
RB Mike Sommer	RS John Sample

PASSING	ATT.	COMP.	YDS.	PCT.	AVG./ATT.	TD	TD%	INT.	INT%	LG	RATING
Unitas	367	193	2899	52.6	7.90	32	8.7	14	3.8	71t	92.0
Brown	4	1	14	25.0	3.50	0	0.0	0	0.0	14t	41.7
Moore	3	2	25	66.7	8.33	1	33.3	0	0.0	13t	132.0
Dupre	1	0	0	0.0	0.00	0	0.0	0	0.0	0	39.6
COLTS	375	196	2938	52.3	7.83	33	8.8	14	3.7	71t	92.1
OPPONENTS	351	171	2497	48.7	7.11	13	3.7	40	11.1	81t	45.1

RECORDS



1960

RECORD: 6-6 COACH: WEEB EW BANK
FOURTH – WESTERN CONFERENCE

HOME: 4-2 CONF: 5-6
AWAY: 2-4 NCONF: 1-0

DATE	RESULTS	OPPONENT	ATTENDANCE
9/25	W 20-0	WASHINGTON	53,818
10/2	W 42-7	CHICAGO	57,808
10/9	L 21-35	@ Green Bay	32,150
10/16	W 31-17	LOS ANGELES RAMS	57,808
10/23	L 17-30	@ Detroit	53,854
10/30	W 45-7	@ Dallas	25,500
11/6	W 38-24	GREEN BAY	57,808
11/13	W 24-20	@ Chicago	48,713
11/27	L 22-30	SAN FRANCISCO	57,808
12/4	L 15-20	DETROIT	57,808
12/11	L 3-10	@ Los Angeles Rams	75,461
12/18	L 10-34	@ San Francisco	57,269

RUSHING	NO.	YDS.	AVG.	LG	TD
Moore	91	374	4.1	57t	4
Hawkins	76	267	3.5	17	2
Ameche	80	263	3.3	16	3
Unitas	36	195	5.4	27	0
Pricer	46	131	2.9	11	1
Brown	2	25	12.5	23	0
Welch	5	23	4.6	7	0
Sample	1	7	7.0	7	0
Taseff	4	3	0.8	4	0
Kovac	4	1	0.3	5	0
COLTS	345	1289	3.7	57t	10
OPPONENTS	379	1591	4.2	66t	17

KICKOFF RETURNS	NO.	YDS.	AVG.	LG	TD
Sample	18	519	28.8	94t	1
Taseff	14	291	20.8	30	0
Pricer	6	88	14.7	17	0
Welch	4	80	20.0	28	0
Pellington	2	11	5.5	9	0
Moore	1	23	23.0	23	0
Sommer	1	10	10.0	10	0
Kovac	1	8	8.0	8	0
COLTS	47	1030	21.9	94t	1
OPPONENTS	44	1253	28.5	97t	1

TEAM STATISTICS	COLTS	OPP
TOTAL FIRST DOWNS	227	195
Rushing	64	86
Passing	143	98
Penalty	20	11
TOTAL NET YARDS	4245	3317
Net, Per Game	353.8	276.4
NET YARDS RUSHING	1289	1591
Avg. Per Game	107.4	132.6
Total Rushes	345	379
NET YARDS PASSING	2956	1726
Avg. Per Game	246.3	143.8
Tackled/Yards Lost	-208	-342
Gross Yards	3164	2068
Att./Completions	392/196	298/144
Completion Pct.	50.0	48.3
Had Intercepted	24	30
PUNTS/AVERAGE	52/38.5	54/46.4
PENALTIES/YARDS	51/504	59/538
FUMBLES/BALL LOST	24/12	20/9
TOUCHDOWNS	37	27
Rushing	10	17
Passing	26	8
Defense/Kicking	0/1	1/1

SCORE BY PERIODS	1	2	3	4	TOTAL
COLTS	53	123	44	68	288
OPPONENTS	23	48	62	101	234

SCORING	TDR	TDP	TDRT	PAT	FG	S	TP
Moore	4	9					78
Myhra				35-37	9-19		62
Berry		10					60
Hawkins	2	3					30
Ameche	3						18
Mutscheller	2						12
Pricer	1						12
Richardson	1						6
Sample			1				6
Lipscomb						1	2
Shields						1	2
COLTS	10	26	1	35-37	9-19	2	288
OPPONENTS	17	8	2	27-27	15-30	0	234

RECEIVING	NO.	YDS.	AVG.	LG	TD
Berry	74	1298	17.5	70t	10
Moore	45	936	20.8	80t	9
Hawkins	25	280	11.2	49	3
Mutscheller	18	271	15.1	43t	2
DeCarlo	8	116	14.5	22	0
Richardson	8	90	11.3	23	1
Pricer	8	77	9.6	21	1
Ameche	7	56	8.0	19	0
Kovac	2	27	13.5	25	0
Taseff	1	13	13.0	13	0
COLTS	196	3164	16.1	80t	26
OPPONENTS	144	2068	14.4	65t	8

INTERCEPTIONS	NO.	YDS.	AVG.	LG	TD
Boyd	7	132	18.9	74	0
Nelson	6	47	7.8	22	0
Davis	6	32	5.3	19	0
Shinnick	5	40	8.0	11	0
Sample	4	27	6.8	18	0
Szymanski	1	15	15.0	15	0
Pellington	1	4	4.0	4	0
COLTS	30	297	9.9	74	0
OPPONENTS	24	272	11.3	80t	1

PUNTING	NO.	YDS.	AVG.	LG	BLK.
Brown	52	2001	38.5	55	0
COLTS	52	2001	38.5	55	0
OPPONENTS	54	2506	46.4	62	0

PUNT RETURNS	NO.	YDS.	AVG.	LG	TD
Sample	14	101	7.2	26	0
Taseff	6	25	4.2	7	0
Nelson	3	1	0.3	1	0
COLTS	23	127	5.5	26	0
OPPONENTS	15	48	3.2	10	0

USUAL STARTERS

PRO BOWLERS IN BOLDFACE	OFFENSE	DEFENSE
WR Raymond Berry	LDE Gino Marchetti	
LT Jim Parker	LDT Art Donovan	
LG Art Spinney	RDT Gene Lipscomb	
C Buzz Nutter	RDE Orrell Braase	
RG Alex Sandusky	LLB Bill Pellington	
RT George Preas	MLB Dick Szymanski	
TE Jim Mutscheller	RLB Don Shinnick	
WR Lenny Moore	LCB Bob Boyd	
QB John Unitas	RCB Milt Davis	
RB Alan Ameche	LS Andy Nelson	
RB Alex Hawkins	RS John Sample	

PASSING	ATT.	COMP.	YDS.	PCT.	AVG./ATT.	TD	TD%	INT.	INT%	LG	RATING
Unitas	378	190	3099	50.3	8.20	25	6.6	24	6.4	80t	73.7
Brown	13	6	65	46.2	5.00	1	7.7	0	0.0	21t	87.0
Moore	1	0	0	0.0	0.00	0	0.0	0	0.0	0	39.6
COLTS	392	196	3164	50.0	8.07	26	6.6	24	6.1	80t	74.0
OPPONENTS	298	144	2068	48.3	6.94	8	2.7	30	10.1	65t	40.6

RECORDS



1961

RECORD: 8-6 COACH: WEBB EWBANK

THIRD – WESTERN CONFERENCE

HOME: 5-2 CONF: 6-6
AWAY: 3-4 NCONF: 2-0

DATE	RESULTS	OPPONENT	ATTENDANCE
9/17	W 27-24	LOS ANGELES RAMS	54,259
9/24	L 15-16	DETROIT	54,259
10/1	W 34-33	MINNESOTA	54,259
10/8	L 7-45	@ Green Bay	38,669
10/15	L 10-24	@ Chicago	48,719
10/22	W 17-14	@ Detroit	53,016
10/29	L 20-21	CHICAGO	57,641
11/5	W 45-21	GREEN BAY	57,641
11/12	L 20-28	@ Minnesota	38,010
11/19	W 16-0	ST. LOUIS	56,112
11/26	W 27-6	@ Washington	41,062
12/3	W 20-17	SAN FRANCISCO	57,641
12/9	L 17-34	@ Los Angeles Rams	41,268
12/16	W 27-24	@ San Francisco	45,517

TEAM STATISTICS

	COLTS	OPP
TOTAL FIRST DOWNS	274	232
Rushing	124	108
Passing	135	110
Penalty	15	14
TOTAL NET YARDS	4922	3782
Avg. Per Game	351.6	270.1
NET YARDS RUSHING	2119	1869
Avg. Per Game	151.4	133.5
Total Rushes	456	418
NET YARDS PASSING	2803	1913
Avg. Per Game	200.2	136.6
Tackled/Yards Lost	-215	-407
Gross Yards	3018	2320
Att./Completions	438/232	351/161
Completion Pct.	53.0	46.0
Had Intercepted	29	16
PUNTS/AVERAGE	42/43.0	64/41.4
PENALTIES/YARDS	69/589	66/547
FUMBLES/BALL LOST	21/13	19/8
TOUCHDOWNS	34	37
Rushing	17	17
Passing	17	18
Defense/Kicking	0/0	1/1

SCORE BY PERIODS

	1	2	3	4	TOTAL
COLTS	72	101	63	66	302
OPPONENTS	57	68	92	90	307

SCORING

	TDR	TDP	TDRT	PAT	FG	S	TP
Myhra				33-34	21-39		96
Moore	7	8					90
Hawkins	4	1					30
Orr		4					24
Perry	3	1					24
Mutscheller		2					12
Unitas	2						12
Smolinski		1					6
Welch	1						6
Marchetti					1		2
COLTS	17	17	0	33-34	21-39	1	302
OPPONENTS	17	18	2	37-37	16-26	0	307

RUSHING	NO.	YDS.	AVG.	LG	TD
Perry	168	675	4.0	27	3
Moore	92	648	7.0	54t	7
Hawkins	86	379	4.4	39	4
Unitas	54	190	3.5	18	2
Smolinski	31	98	3.2	14	0
Welch	1	60	60.0	60t	1
Matte	13	54	4.2	11	0
Sommer	6	10	1.7	9	0
Hill	1	4	4.0	4	0
McHan	4	1	0.3	7	0
COLTS	456	2119	4.6	60	17
OPPONENTS	418	1869	4.5	54t	17

RECEIVING	NO.	YDS.	AVG.	LG	TD
Berry	75	873	11.6	44	0
Moore	49	728	14.9	72t	8
Perry	34	322	9.5	27	1
Mutscheller	20	370	18.5	45	2
Hawkins	20	158	7.9	22	1
Orr	18	357	19.8	64	4
Smolinski	9	100	11.1	25	1
Mackey	4	66	16.5	19	0
Sommer	1	31	31.0	31	0
Matte	1	8	8.0	8	0
Szymanski	1	5	5.0	5	0
COLTS	232	3018	13.0	72t	17
OPPONENTS	161	2320	14.4	84t	18

INTERCEPTIONS	NO.	YDS.	AVG.	LG	TD
Glick	4	18	4.5	10	0
Harrison	3	43	14.3	27	0
Pellington	3	9	3.0	4	0
Shinnick	2	15	7.5	15	0
Boyd	2	0	0.0	0	0
Burkett	1	23	23.0	23	0
Taseff	1	15	15.0	15	0
COLTS	16	123	7.7	27	0
OPPONENTS	29	406	14.0	41t	1

PUNTING	NO.	YDS.	AVG.	LG	BLK.
Gilburg	42	1804	43.0	61	0
COLTS	42	1804	43.0	61	0
OPPONENTS	64	2648	41.4	67	0

PUNT RETURNS	NO.	YDS.	AVG.	LG	TD
Boyd	18	173	9.6	46	0
Taseff	5	39	7.8	23	0
Hawkins	4	20	5.0	9	0
Nelson	4	19	4.8	12	0
Harrison	1	16	16.0	16	0
Smolinski	1	2	2.0	2	0
COLTS	33	269	8.2	46	0
OPPONENTS	18	248	13.8	72t	1

KICKOFF RETURNS	NO.	YDS.	AVG.	LG	TD
Lyles	28	672	24.0	64	0
Harrison	11	250	22.7	34	0
Welch	5	146	29.2	50	0
Smolinski	3	27	9.0	23	0
Matte	2	50	25.0	30	0
Lewis	1	14	14.0	14	0
Matuszak	1	14	14.0	14	0
Mackey	1	6	6.0	6	0
Gregory	1	3	3.0	3	0
COLTS	53	1182	22.3	64	0
OPPONENTS	57	1552	27.2	55	0

USUAL STARTERS PRO BOWLERS IN BOLDFACE

OFFENSE	DEFENSE
WR Raymond Berry	LDE Gino Marchetti
LT Jim Parker	LDT Art Donovan
LG Palmer Pyle	RDT Billy Ray Smith
C Dick Szymanski	RDE Ordell Braase
RG Alex Sandusky	LLB Bill Pellington
RT George Preas	MLB Jack Burkett
TE Jim Mutscheller	RLB Don Shinnick
WR Lenny Moore	LCB Bob Boyd
QB John Unitas	RCB Gary Glick
RB Joe Perry	LS Andy Nelson
RB Alex Hawkins	RS Bob Harrison

PASSING	ATT.	COMP.	YDS.	PCT.	AVG./ATT.	TD	TD%	INT.	INT%	LG	RATING
Unitas	420	229	2990	54.5	7.12	16	3.8	24	5.7	72t	66.1
McHan	15	3	28	20.0	1.87	1	6.7	4	26.7	17t	22.2
Moore	2	0	0	0.0	0.00	0	0.0	1	50.0	0	0.0
Boyd	1	0	0	0.0	0.00	0	0.0	0	0.0	0	39.6
COLTS	438	232	3018	53.0	6.89	17	3.9	29	6.6	72t	60.3
OPPONENTS	351	161	2320	46.0	6.61	18	5.1	16	4.6	84t	65.9

RECORDS



1962

RECORD: 7-7 COACH: WEEB EW BANK

FOURTH – WESTERN CONFERENCE

HOME: 3-4 CONF: 5-7
AWAY: 4-3 NCONF: 2-0

DATE	RESULTS	OPPONENT	ATTENDANCE
9/16	W 30-27	LOS ANGELES RAMS	54,796
9/23	W 34-7	@ Minnesota	30,787
9/30	L 20-29	DETROIT	57,966
10/7	L 13-21	SAN FRANCISCO	54,158
10/14	W 36-14	@ Cleveland	80,132
10/21	L 15-35	@ Chicago	49,066
10/28	L 6-17	GREEN BAY	57,966
11/4	W 22-3	@ San Francisco	44,875
11/11	W 14-2	@ Los Angeles Rams	39,502
11/18	L 13-17	@ Green Bay	38,669
11/25	L 0-57	CHICAGO	56,164
12/2	L 14-21	@ Detroit	53,012
12/8	W 34-21	WASHINGTON	56,964
12/16	W 42-17	MINNESOTA	53,645

TEAM STATISTICS	COLTS	OPP
TOTAL FIRST DOWNS	251	226
Rushing	94	91
Passing	145	119
Penalty	12	16
TOTAL NET YARDS	4666	4123
Avg. Per Game	333.3	294.5
NET YARDS RUSHING	1601	1504
Avg. Per Game	114.4	107.4
Total Rushes	448	423
NET YARDS PASSING	3065	2619
Avg. Per Game	218.9	187.1
Tackled/Yards Lost	-265	-356
Gross Yards	3330	2975
Att./Completions	423/237	381/206
Completion Pct.	56.0	54.1
Had Intercepted	25	23
POINTS/AVERAGE	58/41.5	67/42.7
PENALTIES/YARDS	63/675	71/792
FUMBLES/BALL LOST	26/19	32/19
TOUCHDOWNS	37	37
Rushing	9	17
Passing	27	19
Defense/Kicking	1/0	0/1

SCORE BY PERIODS	1	2	3	4	TOTAL
COLTS	62	60	42	129	293
OPPONENTS	55	59	64	110	288

SCORING	TDR	TDP	TDRT	PAT	FG	S	TP
Bielski	2	25-28	11-25			70	
Orr	11					66	
Mackey	4					24	
Hawkins	4					24	
Moore	2	2				24	
Matte	2	1				18	
Berry	3					18	
Owens	2					12	
Smolinski	1	1				12	
Harris			6-9	1-3		9	
Braase		1				6	
Turner		1				6	
Saul						1	2
TEAM						1	2

COLTS	9	27	1	31-37	12-28	2	293
OPPONENTS	17	19	1	35-37	9-22	2	288

RUSHING	NO.	YDS.	AVG.	LG	TD
Moore	106	470	4.4	25	2
Perry	94	359	3.8	21	0
Smolinski	85	265	3.1	11	1
Matte	74	226	3.1	29	2
Unitas	50	137	2.7	25	0
Hawkins	29	87	3.0	13t	4
Turner	1	17	17.0	17	0
Orr	1	14	14.0	14	0
Boyd	2	13	6.5	15	0
Clemens	2	9	4.5	6	0
McHan	4	4	1.0	5	0

COLTS	448	1601	3.6	29	9
OPPONENTS	423	1504	3.6	45t	17

RECEIVING	NO.	YDS.	AVG.	LG	TD
Orr	55	974	17.7	80t	11
Berry	51	687	13.5	37	3
Mackey	25	396	15.8	57	4
Owens	25	307	12.3	26	2
Perry	22	194	8.8	32	0
Moore	18	215	11.9	80	2
Bielski	15	200	13.3	22	2
Smolinski	13	128	9.9	33t	1
Matte	8	81	10.1	22	1
Hawkins	4	37	9.3	14	0
Turner	1	111	111.0	74t	1

COLTS	237	3330	14.1	80t	27
OPPONENTS	206	2975	14.4	85t	19

INTERCEPTIONS	NO.	YDS.	AVG.	LG	TD
Boyd	7	163	23.3	38	0
Shinnick	5	16	3.3	9	0
Nelson	4	20	5.0	10	0
Harris	2	52	26.0	38	0
Pellington	2	29	14.5	21	0
Burkett	2	21	10.5	12	0
Welch	1	30	30.0	30	0

COLTS	23	331	14.4	38	0
OPPONENTS	25	386	15.4	40	0

PUNTING	NO.	YDS.	AVG.	LG	BLK.
Gilburg	57	2384	41.8	62	0
McHan	1	22	22.0	22	0
COLTS	58	2406	41.5	62	0
OPPONENTS	67	2861	42.7	64	0

PUNT RETURNS	NO.	YDS.	AVG.	LG	TD
Hawkins	11	42	3.8	12	0
Turner	10	95	9.5	43	0
Harris	8	61	7.6	21	0
Boyd	3	23	7.7	23	0
Nelson	2	22	11.0	14	0
Shinnick	0	29	0.0	29	0
COLTS	34	272	8.0	43	0
OPPONENTS	23	182	7.9	48	0

KICKOFF RETURNS	NO.	YDS.	AVG.	LG	TD
Matte	27	613	22.7	42	0
Turner	20	504	25.2	37	0
Harris	3	86	28.7	31	0
Hawkins	2	35	17.5	25	0
Smolinski	2	20	10.0	14	0
Diehl	1	5	5.0	5	0
COLTS	55	1263	23.0	42	0
OPPONENTS	52	1433	27.6	103t	1

USUAL STARTERS

PRO BOWLERS IN BOLDFACE

OFFENSE	DEFENSE
WR Raymond Berry	LDE Gino Marchetti
LT Jim Parker	LDT Jim Colvin
LG Palmer Pyle	RDT Billy Ray Smith
C Dick Szymanski	RDE Ordeil Braase
RG Alex Sandusky	LLB Bill Pellington
RT George Preas	MLB Jack Burkett
TE Dee Mackey	RLB Don Shinnick
WR Jimmy Orr	LCB Bob Boyd
QB John Unitas	RCB Wendell Harris
RB Joe Perry	LS Andy Nelson
RB Lenny Moore	RS Jim Welch

PASSING	ATT.	COMP.	YDS.	PCT.	AVG./ATT.	TD	TD%	INT.	INT%	LG	RATING
Unitas	389	222	2967	57.1	7.63	23	5.9	23	5.9	80t	76.5
McHan	20	10	278	50.0	13.90	3	15.0	2	10.0	74t	95.8
Matte	13	5	85	38.5	6.54	1	7.7	0	0.0	30t	87.0
Hawkins	1	0	0	0.0	0.00	0	0.0	0	0.0	0	39.6
COLTS	423	237	3330	56.0	7.87	27	6.4	25	5.9	80t	78.2
OPPONENTS	381	206	2975	54.1	7.81	19	5.0	23	6.0	85t	71.1

RECORDS



1963

RECORD: 8-6 COACH: DON SHULA
THIRD – WESTERN CONFERENCE

HOME: 4-3 CONF: 7-5
AWAY: 4-3 NCONF: 1-1

DATE	RESULTS	OPPONENT	ATTENDANCE
9/15	L 28-37	NEW YORK GIANTS	60,029
9/22	W 20-14	@ San Francisco	31,006
9/29	L 20-31	@ Green Bay	42,327
10/6	L 3-10	@ Chicago	48,998
10/13	W 20-3	SAN FRANCISCO	56,962
10/20	W 25-21	@ Detroit	51,901
10/27	L 20-34	GREEN BAY	60,065
11/3	L 7-17	CHICAGO	60,065
11/10	W 24-21	DETROIT	59,758
11/17	W 37-34	@ Minnesota	33,136
11/24	L 16-17	@ Los Angeles Rams	48,555
12/1	W 36-20	@ Washington	44,006
12/8	W 41-10	MINNESOTA	54,122
12/15	W 19-16	LOS ANGELES RAMS	52,834

TEAM STATISTICS	COLTS	OPP
TOTAL FIRST DOWNS	257	228
Rushing	95	89
Passing	149	118
Penalty	13	21
TOTAL NET YARDS	4938	4036
Avg. Per Game	352.7	287.9
Total Plays	873	827
Avg. Per Play	5.7	4.9
NET YARDS RUSHING	1642	1794
Avg. Per Game	117.3	128.1
Total Rushes	396	434
NET YARDS PASSING	3296	2242
Avg. Per Game	235.4	160.1
Tackled/Yards Lost	44/309	45/347
Gross Yards	3605	2589
Att./Completions	433/248	348/181
Completion Pct.	57.3	52.0
Had Intercepted	12	15
PUNTS/AVERAGE	56/41.0	72/43.5
PENALTIES/YARDS	77/823	58/685
FUMBLES/BALL LOST	35/25	32/17
TOUCHDOWNS	35	36
Rushing	11	16
Passing	20	19
Defense/Kicking	4/0	1/0

SCORE BY PERIODS	1	2	3	4	TOTAL
COLTS	82	82	66	86	316
OPPONENTS	27	110	76	72	285

SCORING	TDR	TDP	TDRT	PAT	FG	S	P
Martin				32-35	24-39		104
Mackey		7					42
Hill	5	1					30
Orr		5					30
Matte	4	1					30
Moore	2	2					24
Berry		3					18
Marchetti			1				6
Boyd			1				6
Nelson			1				6
Lockett			1				6
Lyles			1				6
Colvin						1	2

COLTS	11	20	4	32-35	24-39	1	316
OPPONENTS	16	19	1	33-36	12-27	0	285

RUSHING	NO.	YDS.	AVG.	LG	TD
Mackey	133	541	4.1	31t	4
Hill	100	440	4.4	20t	5
Lockett	81	273	3.4	18	0
Unitas	47	224	4.8	26	0
Moore	27	136	5.0	25t	2
Cuzzo	3	26	8.7	26	0
Mackey	1	3	3.0	3	0
Craddock	1	1	1.0	1	0
Hawkins	3	-2	-0.7	0	0

COLTS	396	1642	4.1	31t	11
OPPONENTS	434	1794	4.1	70t	16

RECEIVING	NO.	YDS.	AVG.	LG	TD
Matte	48	466	9.7	49	1
Berry	44	703	16.0	64t	3
Orr	41	708	17.3	60t	5
Mackey	35	726	20.7	61t	7
Hill	22	304	13.8	55	1
Moore	21	288	13.7	34	2
Richardson	17	204	12.0	22	0
Lockett	16	158	9.9	27	1
Hawkins	3	41	13.7	19	0
Owens	1	7	7.0	7	0

COLTS	248	3605	14.5	64t	20
OPPONENTS	181	2589	14.3	77t	19

INTERCEPTIONS	NO.	YDS.	AVG.	LG	TD
Welch	4	49	12.3	15	0
Nelson	3	37	12.3	26t	1
Boyd	3	17	5.7	9	0
Lyles	2	36	18.0	36t	1
Shinnick	2	20	10.0	18	0
Logan	1	15	15.0	15	0

COLTS	15	174	11.6	36t	2
OPPONENTS	12	161	13.4	39	1

PUNTING	NO.	YDS.	AVG.	LG	BLK.
Gilburg	52	2173	41.8	64	0
Logan	4	121	30.3	55	0
COLTS	56	2294	41.0	64	0
OPPONENTS	72	3133	43.5	64	0

PUNT RETURNS	NO.	YDS.	AVG.	LG	TD
Logan	28	279	10.0	38	0
Hawkins	17	156	9.2	50	0
Richardson	5	43	8.6	19	0
Moore	2	7	3.5	7	0
Hill	1	0	0.0	0	0

COLTS	53	485	9.2	50	0
OPPONENTS	19	119	6.3	23	0

KICKOFF RETURNS	NO.	YDS.	AVG.	LG	TD
Matte	16	331	20.7	34	0
Mackey	9	270	30.1	41	0
Harris	8	198	24.8	41	0
Logan	8	170	21.3	31	0
Lockett	3	52	17.3	28	0
Gilburg	3	29	9.7	26	0
Hill	2	32	16.0	17	0
Richardson	1	16	16.0	16	0
Parker	1	15	15.0	15	0
Bielski	1	0	0.0	0	0

COLTS	52	1114	21.4	41	0
OPPONENTS	66	1520	23.0	58	0

USUAL STARTERS PRO BOWLERS IN BOLDFACE

OFFENSE	DEFENSE
WR Raymond Berry	LDE Gino Marchetti
LT Bob Vogel	LDT Jim Colvin
LG Jim Parker	RDT Fred Miller
C Dick Szymanski	RDE Ordeil Braase
RG Alex Sandusky	LLB Jack Burkett
RT George Preas	MLB Bill Pellington
TE John Mackey	RLB Don Shinnick
WR Jimmy Orr	LCB Bob Boyd
QB John Unitas	RCB Lenny Lyles
RB Tom Matte	LS Andy Nelson
RB Lenny Moore,	RS Jim Welch
J.W. Lockett	

PASSING	ATT.	COMP.	YDS.	PCT.	AVG./ATT.	TD	TD%	INT.	INT%	LG	SACKED	RATING
Unitas	410	237	3481	57.8	8.49	20	4.9	12	2.9	64t	42/298	90.0
Cuzzo	17	10	104	58.8	6.12	0	0.0	0	0.0	19t	2/11	76.6
Matte	5	1	20	20.0	4.00	0	0.0	0	0.0	20t	0/0	43.8
McHan	1	0	0	0.0	0.00	0	0.0	0	0.0	0	0/0	39.6
COLTS	433	248	3605	57.4	8.33	20	4.6	12	2.8	64t	44/309	88.4
OPPONENTS	348	181	2589	52.0	7.44	19	5.5	15	4.3	77t	45/347	76.7

RECORDS



1964

RECORD: 12-2 COACH: DON SHULA

FIRST – WESTERN CONFERENCE

HOME: 7-1 CONF: 10-2

AWAY: 5-1 NCONF: 2-0

DATE	RESULTS	OPPONENT	ATTENDANCE
9/13	L 24-34	@ Minnesota	35,563
9/20	W 21-20	@ Green Bay	42,327
9/27	W 52-0	CHICAGO	56,537
10/4	W 35-20	LOS ANGELES RAMS	56,537
10/12	W 47-27	ST. LOUIS	60,213
10/18	W 24-21	GREEN BAY	60,213
10/25	W 34-0	@ Detroit	57,814
11/1	W 37-7	SAN FRANCISCO	60,213
11/8	W 40-24	@ Chicago	47,891
11/15	W 17-14	MINNESOTA	60,213
11/22	W 24-7	@ Los Angeles Rams	72,137
11/29	W 14-3	@ San Francisco	33,642
12/6	L 14-31	DETROIT	60,213
12/13	W 45-17	WASHINGTON	60,213
12/27	L 0-27	@ Cleveland	79,544

TEAM STATISTICS		COLTS	OPP
TOTAL FIRST DOWNS			
		245	242
Rushing			
		100	93
Passing			
		129	121
Penalty		16	28
TOTAL NET YARDS			
		4779	3930
Avg. Per Game		341.4	280.7
Total Plays		840	864
Avg. Per Play		5.7	4.6
NET YARDS RUSHING			
		2007	1798
Avg. Per Game		143.4	128.4
Total Rushes		456	422
NET YARDS PASSING			
		2772	2132
Avg. Per Game		198.0	152.3
Tackled/Yards Lost		39/273	57/489
Gross Yards		3045	2621
Att./Completions		345/176	385/217
Completion Pct.		51.0	56.4
Had Intercepted		9	23
PUNTS/AVERAGE			
		59/41.8	73/44.0
PENALTIES/YARDS			
		74/785	59/641
FUMBLES/BALL LOST			
		31/10	28/18
TOUCHDOWNS			
Rushing		54	28
Passing		29	13
Defense/Kicking		22	14
		2/1	0/1

SCORE BY PERIODS	1	2	3	4	TOTAL
COLTS	88	96	130	114	428
OPPONENTS	38	59	48	80	225

SCORING	TDR	TDP	TDRT	PAT	FG	S	TP
Moore	16	3	1				120
Michaels					53-54	17-35	104
Orr	6						36
Berry	6						36
Hill	5	1					36
Lorick	4						24
Looney	1	1					12
Unitas	2						12
Mackey	2						12
Wilson	1						6
Matte	1						6
Logan			1				6
Stonebreaker			1				6
Hawkins	1						6
Petties	1						6

COLTS	29	22	3	53-54	17-35	0	428
OPPONENTS	13	14	1	27-28	10-24	0	225

RUSHING	NO.	YDS.	AVG.	LG	TD
Moore	157	584	3.7	32t	16
Lorick	100	513	5.1	60	4
Hill	88	384	4.4	50	5
Matte	42	215	5.1	80t	1
Unitas	37	162	4.4	20	2
Looney	23	127	5.5	58t	1
Boyd	1	25	25.0	25	0
Mackey	1	-1	-1.0	-1	0
Cuzzo	7	-2	-0.3	10	0
COLTS	456	2007	4.4	80t	29
OPPONENTS	422	1798	4.3	51t	13

RECEIVING	NO.	YDS.	AVG.	LG	TD
Berry	43	663	15.4	46	6
Orr	40	867	21.7	69	6
Mackey	22	406	18.5	62	2
Moore	21	472	22.5	74t	3
Hill	14	113	8.1	27t	1
Lorick	11	164	14.9	59	0
Matte	10	169	16.9	30	0
Wilson	7	86	12.3	20	1
Richardson	3	42	14.0	16	0
Hawkins	2	42	21.0	27t	1
Petties	2	20	10.0	15t	1
Looney	1	1	0.0	1t	1
COLTS	176	3045	17.3	74t	22
OPPONENTS	217	2621	12.1	63t	14

INTERCEPTIONS	NO.	YDS.	AVG.	LG	TD
Boyd	9	185	20.6	47	0
Logan	6	91	15.2	30	1
Shinnick	3	10	3.3	9	0
Lyles	2	40	20.0	23	0
Pellington	2	20	10.0	13	0
Harris	1	20	20.0	20	0
COLTS	23	366	15.9	47	1
OPPONENTS	9	119	13.2	36	0

PUNTING	NO.	YDS.	AVG.	LG	BLK.
Looney	32	1358	42.4	64	0
Gilburg	27	1106	41.0	58	0
COLTS	59	2464	41.8	64	0
OPPONENTS	73	3212	44.0	68	0

PUNT RETURNS	NO.	FC	YDS.	AVG.	LG	TD
Harris	17	5	214	12.6	39	0
Hawkins	16	4	122	7.6	30	0
Logan	13	0	111	8.5	22	0
Haymond	1	1	6	6.0	6	0
Davis	1	0	0	0.0	0	0
COLTS	48	10	453	9.4	39	0
OPPONENTS	25	-	175	7.0	65t	1

KICKOFF RETURNS	NO.	YDS.	AVG.	LG	TD
Looney	14	345	24.6	42	0
Lorick	13	385	29.6	71	0
Hill	4	85	21.3	26	0
Matte	3	71	23.7	34	0
Gilburg	1	19	19.0	19	0
Davis	1	12	12.0	12	0
Petties	1	9	9.0	9	0
Haymond	1	0	0.0	0	0
Boyd	1	0	0.0	0	0
COLTS	39	926	23.7	71	0
OPPONENTS	70	1490	21.3	56	0

USUAL STARTERS PRO BOWLERS IN BOLDFACE

OFFENSE		DEFENSE	
WR Raymond Berry	LDE Gino Marchetti		
LT Bob Vogel	LDT Fred Miller		
LG Jim Parker	ROT Billy Ray Smith		
C Dick Szymanski	RDE Orrell Braese		
RG Alex Sandusky	LLB Steve Stonebreaker		
RT George Preas	MLB Bill Pellington		
TE John Mackey	RLB Don Shinnick		
WR Jimmy Orr	LCB Bob Boyd		
QB John Unitas	RCB Lenny Lyles		
RB Lenny Moore	LS Jerry Logan		
RB Jerry Hill, Tony Lorick	RS Jim Welch		

PASSING	ATT.	COMP.	YDS.	PCT.	AVG./ATT.	TD	TD%	INT.	INT%	LG	SACKED	RATING
Unitas	305	158	2824	51.8	9.26	19	6.2	6	2.0	74t	37/254	96.4
Cuzzo	36	15	163	41.7	4.53	2	5.6	3	8.3	22t	2/19	39.5
Matte	4	3	58	75.0	14.50	1	25.0	0	0.0	22t	0/0	156.3
COLTS	345	176	3045	51.0	8.83	22	6.4	9	2.6	74t	39/273	91.8
OPPONENTS	385	217	2621	56.4	6.81	14	3.6	23	5.9	63t	57/489	64.6

RECORDS



1965

RECORD: 10-3-1 COACH: DON SHULA
TIED FIRST – WESTERN CONFERENCE

HOME: 5-2 CONF: 8-3-1
AWAY: 5-1-1 NCONF: 2-0

DATE	RESULTS	OPPONENT	ATTENDANCE
9/19	W 35-16	MINNESOTA	56,562
9/26	L 17-20	Green Bay @ Milw.	48,130
10/3	W 27-24	SAN FRANCISCO	58,609
10/10	W 31-7	DETROIT	60,238
10/17	W 38-7	@ Washington	50,405
10/24	W 35-20	LOS ANGELES RAMS	60,238
10/31	W 34-28	@ San Francisco	45,827
11/7	W 26-21	@ Chicago	45,656
11/14	W 41-21	@ Minnesota	47,426
11/21	W 34-24	PHILADELPHIA	60,238
11/25	T 24-24	@ Detroit	55,036
12/5	L 0-13	CHICAGO	60,238
12/12	L 27-42	GREEN BAY	60,238
12/18	W 20-17	@ Los Angeles Rams	46,636
12/26	L 10-13 OT	@ Green Bay	50,484
1/9	W 35-3	Dallas (@ Miami)	65,569

(Playoff Bowl)

TEAM STATISTICS	COLTS	OPP
TOTAL FIRST DOWNS	266	233
Rushing	94	78
Passing	144	131
Penalty	28	24
TOTAL NET YARDS	4598	4045
Avg. Per Game	328.4	288.9
Total Plays	887	849
Avg. Per Play	5.2	4.8
NET YARDS RUSHING	1593	1483
Avg. Per Game	113.8	105.9
Total Rushes	445	410
NET YARDS PASSING	3005	2562
Avg. Per Game	214.6	183.0
Tackled/Yards Lost	43/325	39/341
Gross Yards	3330	2903
Att./Completions	399/222	400/213
Completion Pct.	55.6	53.3
Had Intercepted	17	22
PUNTS/AVERAGE	56/39.6	71/43.9
PENALTIES/YARDS	69/616	80/786
FUMBLES/BALL LOST	31/19	33/14
TOUCHDOWNS	48	35
Rushing	13	11
Passing	31	22
Defense/Kicking	4/0	1/1

SCORE BY PERIODS	1	2	3	4	TOTAL
COLTS	64	140	69	116	389
OPPONENTS	55	93	78	58	284

SCORING	TDR	TDP	TDRT	PAT	FG	S	P
Michaels				48-48	17-28	1	101
Orr		10					60
Moore	5	3					48
Berry		7					42
Mackey		7					42
Hill	5						30
Lorick	1	2					18
Logan			2				12
Boyd		1					6
Haymond			1				6
Matte		1					6
Unitas		1					6
Richardson		1					6
Hawkins		1					6
COLTS	13	31	4	48-48	17-28	1	389
OPPONENTS	11	22	2	35-35	13-23	0	284

RUSHING	NO.	YDS.	AVG.	LG	TD
Hill	147	516	3.5	20	5
Moore	133	464	3.5	28t	5
Lorick	63	296	4.7	38	1
Matte	69	235	3.4	20	1
Unitas	17	68	4.0	18t	1
Cuzzo	6	8	1.3	10	0
Mackey	1	7	7.0	7	0
Curtis	6	1	0.2	4	0
Felts	2	0	0.0	2	0
Brown	1	-2	-2.0	-2	0
COLTS	445	1593	3.6	38	13
OPPONENTS	410	1483	3.6	62t	11

RECEIVING	NO.	YDS.	AVG.	LG	TD
Berry	58	739	12.7	40	7
Orr	45	847	18.8	57	10
Mackey	40	814	20.4	68t	7
Moore	27	414	15.3	52t	3
Hill	20	112	5.6	20	0
Lorick	15	184	12.3	49t	2
Matte	12	131	10.9	15	0
Hawkins	2	32	16.0	27	1
Wilson	1	38	38.0	38	0
Richardson	1	14	14.0	14t	1
Curtis	1	5	5.0	5	0
COLTS	222	3330	15.0	68t	31
OPPONENTS	213	2903	13.6	65t	22

INTERCEPTIONS	NO.	YDS.	AVG.	LG	TD
Boyd	9	78	8.7	24	1
Harris	3	77	25.7	36	0
Haymond	3	47	15.7	30t	1
Logan	2	74	37.0	38t	2
Lyles	1	28	28.0	28	0
Gaubatz	1	5	5.0	5	0
Smith	1	5	5.0	5	0
Shinnick	1	4	4.0	4	0
Stonebreaker	1	0	0.0	0	0
COLTS	22	318	14.5	38t	4
OPPONENTS	17	341	20.1	87	1

PUNTING	NO.	YDS.	AVG.	LG	BLK.
Gilburg	54	2139	39.6	66	0
Brown	2	80	40.0	49	0
COLTS	56	2219	39.6	66	0
OPPONENTS	71	3119	43.9	65	0

PUNT RETURNS	NO.	FC	YDS.	AVG.	LG	TD
Haymond	41	9	403	9.8	55	0
Hawkins	4	2	18	4.5	11	0
COLTS	45	11	421	9.4	55	0
OPPONENTS	26	-	198	7.6	44	0

PRO BOWLERS IN BOLDFACE

OFFENSE	DEFENSE
WR Raymond Berry	LDE Lou Michaels
LT Bob Vogel	LDT Fred Miller
LG Jim Parker	RTD Billy Ray Smith
C Dick Szymanski,	RDE Ordell Braese
Buzz Nutter	LLB Steve Stonebreaker
RG Alex Sandusky	MLB Dennis Gaubatz
RT George Preas	RLB Don Shinnick
TE John Mackey	LCB Bob Boyd
WR Jimmy Orr	RCB Lenny Lyles
QB John Unitas	LB Jerry Logan
RB Lenny Moore	RS Wendell Harris
RB Jerry Hill	

PASSING	ATT.	COMP.	YDS.	PCT.	AVG./ATT.	TD	TD%	INT.	INT%	LG	SACKED	RATING
Unitas	282	164	2530	58.2	8.97	23	8.2	12	4.3	61t	29/221	97.4
Cuzzo	105	54	700	51.4	6.67	7	6.7	4	3.8	44t	10/73	79.1
Matte	7	1	19	14.3	2.71	0	0.0	1	14.3	19t	1/7	0.0
Brown	5	3	81	60.0	16.20	1	20.0	0	0.0	68t	3/24	143.8
COLTS	399	222	3330	55.6	8.35	31	7.8	17	4.3	68t	43/325	91.4
OPPONENTS	400	213	2903	53.3	7.27	22	5.5	22	5.5	65t	39/341	72.1

RECORDS



1966

RECORD: 9-5 COACH: DON SHULA
SECOND – WESTERN CONFERENCE

HOME: 5-2 CONF: 7-5
AWAY: 4-3 NCONF: 2-0

DATE	RESULTS	OPPONENT	ATTENDANCE
9/10	L 3-24	Green Bay @ Milw.	48,650
9/18	W 38-23	@ Minnesota	47,426
9/25	W 36-14	SAN FRANCISCO	56,715
10/9	L 17-27	@ Chicago	47,452
10/16	W 45-14	DETROIT	60,238
10/23	W 20-17	MINNESOTA	60,238
10/30	W 17-3	@ Los Angeles Rams	57,898
11/6	W 37-10	WASHINGTON	60,238
11/13	W 19-7	@ Atlanta	58,850
11/20	L 14-20	@ Detroit	52,383
11/27	L 7-23	LOS ANGELES RAMS	60,238
12/4	W 21-16	CHICAGO	60,238
12/10	L 10-14	GREEN BAY	60,238
12/18	W 30-14	@ San Francisco	40,005
1/8	W 20-14	Philadelphia (at Miami) (Playoff Bowl)	58,088

TEAM STATISTICS	COLTS	OPP
TOTAL FIRST DOWNS	237	245
Rushing	82	94
Passing	142	134
Penalty	13	17
TOTAL NET YARDS	4486	4091
Avg. Per Game	320.4	292.2
Total Plays	849	932
Avg. Per Play	5.3	4.4
NET YARDS RUSHING	1556	1733
Avg. Per Game	111.1	123.8
Total Rushes	418	460
NET YARDS PASSING	2930	2358
Avg. Per Game	209.3	168.4
Tackled/Yards Lost	30/242	47/401
Gross Yards	3172	2759
Att./Completions	401/221	425/240
Completion Pct.	55.1	56.5
Had Intercepted	27	22
PUNTS/AVERAGE	49/45.6	71/40.6
PENALTIES/YARDS	64/617	69/704
FUMBLES/BALL LOST	19/12	25/18
TOUCHDOWNS	36	25
Rushing	7	7
Passing	26	14
Defense/Kicking	3/0	4/0

SCORE BY PERIODS	1	2	3	4	TOTAL
COLTS	36	113	61	104	314
OPPONENTS	50	58	60	58	226

SCORING	TDR	TDP	TDR	PAT	FG	S	TP
Michaels				35-36	21-39	98	
Mackey	9					54	
Berry	7					42	
Moore	3					18	
Matte		3				18	
Lorick	3					18	
Orr		3				12	
Wilson		2				18	
Richardson		2				12	
Curtis			1			6	
Boyd			1			6	
Unitas	1					6	
Haymond			1			6	
COLTS	7	26	3	35-36	21-39	0	314
OPPONENTS	7	14	4	25-25	17-33	0	226

RUSHING	NO.	YDS.	AVG.	LG	TD
Lorick	143	524	3.7	41	3
Hill	104	395	3.8	12	0
Matte	86	381	4.4	30	0
Moore	63	209	3.3	18	3
Unitas	20	44	2.2	16	1
Cuzzo	1	9	9.0	9	0
Mackey	1	-6	-6.0	-6	0
COLTS	418	1556	3.7	41	7
OPPONENTS	460	1733	3.8	52t	7

RECEIVING	NO.	YDS.	AVG.	LG	TD
Berry	56	786	14.0	40	7
Mackey	50	829	16.6	89	9
Orr	37	618	16.7	61	3
Matte	23	307	13.4	35	3
Moore	21	260	12.4	36	0
Richardson	14	246	17.6	69	2
Lorick	12	81	6.8	19	0
Hill	5	18	3.6	7	0
Wilson	3	27	9.0	11	2
COLTS	221	3172	14.4	89	26
OPPONENTS	240	2759	12.5	99t	14

INTERCEPTIONS	NO.	YDS.	AVG.	LG	TD
Boyd	6	114	19.0	37	1
Haymond	4	88	22.0	52t	1
Logan	3	13	4.3	13	0
Shinnick	3	4	1.3	4	0
Gaubatz	2	12	6.0	10	0
Davis	1	15	15.0	15	0
Stonebreaker	1	8	8.0	8	0
Brown	1	7	7.0	7	0
Lyles	1	6	6.0	6	0
COLTS	22	267	12.1	52t	2
OPPONENTS	27	438	16.2	55	3

PUNTING	NO.	YDS.	AVG.	LG	BLK.
Lee	49	2233	45.6	64	0
COLTS	49	2233	45.6	64	0
OPPONENTS	71	2882	40.6	62	0

PUNT RETURNS	NO.	FC	YDS.	AVG.	LG	TD
Haymond	40	8	347	8.7	64	0
Davis	2	1	7	3.5	4	0
Logan	1	1	3	3.0	3	0
Matte	1	1	0	0.0	0	0
Allen	1	0	0	0.0	0	0
COLTS	45	11	357	7.9	64	0
OPPONENTS	30	8	130	4.3	24	0

KICKOFF RETURNS	NO.	YDS.	AVG.	LG	TD
Moore	18	453	25.2	54	0
Haymond	10	223	22.3	29	0
Lorick	10	214	21.4	37	0
Curtis	3	64	21.3	34	0
Matte	3	55	18.3	31	0
Allen	3	53	17.7	20	0
Baldwin	2	18	9.0	18	0
Brown	2	14	7.0	11	0
COLTS	51	1094	21.5	54	0
OPPONENTS	63	1320	21.0	40	0

USUAL STARTERS PRO BOWLERS IN BOLDFACE

OFFENSE	DEFENSE
WR Raymond Berry	LDE Lou Michaels
LT Bob Vogel	LDT Billy Ray Smith
LG Dan Sullivan	ROT Fred Miller
C Dick Szymanski	RDE Ordeil Braase
RG Alex Sandusky	LLB Jack Burkett,
RT Jim Parker	Steve Stonebreaker
TE John Mackey	MLB Dennis Gaubatz
WR Jimmy Orr	RLB Don Shinnick
QB John Unitas	LCB Bob Boyd
RB Lenny Moore	RCB Lenny Lyles
RB Tony Lorick,	LS Jerry Logan
Jerry Hill	RS Alvin Haymond

PASSING	ATT.	COMP.	YDS.	PCT.	AVG./ATT.	TD	TD%	INT.	INT%	LG	SACKED	RATING
Unitas	348	195	2748	56.0	7.90	22	6.3	24	6.9	89t	21/146	74.0
Cuzzo	50	26	424	52.0	8.48	4	8.0	2	4.0	69t	8/82	90.8
Matte	3	0	0	0.0	0.00	0	0.0	1	33.3	0	0/0	0.0
Moore	0	0	0	0.0	0.00	0	0.0	0	0.0	0	1/14	0.0
COLTS	401	221	3172	55.1	7.91	26	6.5	27	6.7	89t	30/242	74.5
OPPONENTS	425	240	2759	56.5	6.49	14	3.3	22	5.2	99t	47/401	65.5

RECORDS



1967

RECORD: 11-1-2 COACH: DON SHULA

TIED FIRST – COASTAL DIVISION

HOME: 6-0-1 AWAY: 5-1-1

DIV: 4-1-1 CONF: 7-1-2 NCONF: 4-0

DATE	RESULTS	OPPONENT	ATTENDANCE
9/17	W 38-31	ATLANTA	56,715
9/24	W 38-6	@ Philadelphia	60,755
10/1	W 41-7	SAN FRANCISCO	60,238
10/8	W 24-3	@ Chicago	47,190
10/15	T 24-24	LOS ANGELES RAMS	60,238
10/22	T 20-20	@ Minnesota	47,693
10/29	W 17-13	@ Washington	50,574
11/5	W 13-10	GREEN BAY	60,238
11/12	W 49-7	@ Atlanta	58,850
11/19	W 41-7	DETROIT	60,238
11/26	W 26-9	@ San Francisco	44,815
12/3	W 23-17	DALLAS	60,238
12/10	W 30-10	NEW ORLEANS	60,238
12/17	L 10-34	@ Los Angeles Rams	77,277

TEAM STATISTICS

	COLTS	OPP
TOTAL FIRST DOWNS	289	208
Rushing	105	78
Passing	159	116
Penalty	25	14
TOTAL NET YARDS	5008	3843
Avg. Per Game	357.7	274.5
Total Plays	925	818
Avg. Per Play	5.4	4.7
NET YARDS RUSHING	1645	1411
Avg. Per Game	117.5	100.8
Total Rushes	443	387
NET YARDS PASSING	3363	2432
Avg. Per Game	240.2	173.7
Tackled/Yards Lost	25/198	36/246
Gross Yards	3561	2678
Att./Completions	457/265	395/221
Completion Pct.	58.0	55.9
Had Intercepted	17	32
PUNTS/AVERAGE	49/42.3	69/39.4
PENALTIES/YARDS	52/458	82/927
FUMBLES/BALL LOST	13/8	17/8
TOUCHDOWNS	48	21
Rushing	21	5
Passing	22	13
Defense/Kicking	4/1	2/1

SCORE BY PERIODS

	1	2	3	4	TOTAL
COLTS	78	122	69	135	394
OPPONENTS	26	50	57	65	198

SCORING	TDR	TDP	TDR/T PAT	FG	S	TP
Michaels			46-48	20-37		106
Matte	9	3				72
Richardson		8				48
Lorick	6					36
Hawkins		4				24
Moore	4					24
Mackey		3				18
Perkins		2				12
Hill	2					12
Boyd		1				6
Orr		1				6
Berry		1				6
Volk		1				6
Logan		1				6
Lyles		1				6
Braase		1				6

COLTS	21	22	5	46-48	20-37	0	394
OPPONENTS	5	13	3	21-21	17-28	0	198

FGS

1-19	20-29	30-39	40-49	50+	TOT.	
Michaels	6-7	5-7	3-10	4-9	2-4	20-37

COLTS

6-7	5-7	3-10	4-9	2-4	20-37	
OPP.	3-3	3-3	6-9	5-11	0-2	17-28

Michaels: (16,42) (37,52) (30,20,42,40) (47,X)
 (45,33,44) (25,41,10) (48,12,30) (32,57)
 (33) (54,29,33) (10,12,47,26) (29,53,27)
 (35,21,17) (37,14)

OPP.: (47,48) (9,35) (42) (35) (47,50,33,47)
 (47,28,11) (42,35) (49,42) (1) (30,37,50)
 (26,43,33,33) (17) (35) (47,23)

RUSHING

	NO.	YDS.	AVG.	LG	TD
Matte	147	636	4.3	30	9
Lorick	133	436	3.3	22	6
Hill	90	311	3.5	18	2
Moore	42	132	3.1	21	4
Unitas	22	89	4.1	12	0
Ward	5	23	4.6	8	0
Hawkins	2	12	6.0	7	0
Welch	2	6	3.0	4	0
COLTS	443	1645	3.7	30	21
OPPONENTS	387	1411	3.6	27	5

RECEIVING

	NO.	YDS.	AVG.	LG	TD
Richardson	63	860	13.7	31	8
Mackey	55	686	12.5	34	3
Matte	35	496	14.2	88	3
Hawkins	27	469	17.4	54	4
Lorick	22	189	8.6	34	0
Hill	19	156	8.2	33	0
Perkins	16	302	18.9	57	2
Moore	13	153	11.8	37	0
Berry	11	167	15.2	40	1
Orr	3	72	24.0	55	1
Alley	1	11	11.0	11	0
COLTS	265	3561	13.4	88	22
OPPONENTS	221	2678	12.1	80	13

INTERCEPTIONS	NO.	YDS.	AVG.	LG	TD
Volk	6	145	24.2	94	1
Boyd	6	145	24.2	41	1
Lyles	5	59	11.8	36	1
Logan	4	22	5.5	11	0
Shinnick	3	20	6.7	17	0
Haymond	2	33	16.5	33	0
Stukes	2	13	6.5	13	0
Gaubatz	2	10	5.0	5	0
Curtis	1	6	6.0	6	0
Porter	1	0	0.0	0	0
COLTS	32	453	14.2	94	3
OPPONENTS	17	272	16.0	77	2

PUNTING

	NO.	YDS.	AVG.	LG	BLK.
Lee	49	2075	42.3	68	0
COLTS	49	2075	42.3	68	0
OPPONENTS	69	2718	39.4	62	1

PUNT RETURNS

	NO.	FC	YDS.	AVG.	LG	TD
Haymond	26	4	155	6.0	31	0
Volk	11	5	88	8.0	24	0
Logan	5	1	80	16.0	43	1
COLTS	42	10	323	7.7	43	1
OPPONENTS	21	6	144	6.9	40	0

KICKOFF

RETURNS	NO.	YDS.	AVG.	LGT	TD
Moore	16	392	24.5	37	0
Haymond	13	326	25.1	48	0
Lorick	8	212	26.5	37	0
Logan	2	17	8.5	10	0
Stukes	1	19	19.0	19	0
Matte	1	14	14.0	14	0
Davis	1	8	8.0	8	0
COLTS	42	988	23.5	48	0
OPPONENTS	65	1483	22.8	99	1

USUAL STARTERS PRO BOWLERS IN BOLDFACE

OFFENSE	DEFENSE
WR Raymond Berry	LDE Roy Hilton,
Ray Perkins	Lou Michaels
LT Bob Vogel	LDT Fred Miller
LG Glenn Ressler	RT Billy Ray Smith
C Dick Szymanski	RDE Orrell Braase
RG Dan Sullivan	LLB Ron Porter,
RT Sam Ball	Mike Curtis
TE John Mackey	MLB Dennis Gaubatz
WR Willie Richardson	RLB Don Shinnick
QB John Unitas	LCB Bob Boyd
RB Tom Matte	RCB Lenny Lyles
RB Tony Lorick	LS Jerry Logan
	RS Rick Volk

PASSING	ATT.	COMP.	YDS.	PCT.	AVG./ATT.	TD	TD%	INT.	INT%	LG	SACKED	RATING
Unitas	436	255	3428	58.5	7.86	20	4.6	16	3.7	88	25/198	83.6
Ward	16	9	115	56.3	7.19	2	12.5	1	6.3	21	0/0	92.4
Matte	5	1	18	20.0	3.60	0	0.0	0	0.0	18	0/0	42.1
COLTS	457	265	3561	58.0	7.79	22	4.8	17	3.7	88	25/198	83.4
OPPONENTS	395	221	2678	55.9	6.78	13	3.3	32	8.1	80	36/246	54.1

RECORDS



1968

NFL CHAMPIONS

RECORD: 13-1 COACH: DON SHULA

FIRST - COASTAL DIVISION

HOME: 6-1 AWAY: 7-0

DIV: 6-0 CONF: 10-0 NCONF: 3-1

DATE	RESULTS	OPPONENT	ATTENDANCE
9/15	W 27-10	SAN FRANCISCO	56,864
9/23	W 28-20	@ Atlanta	50,428
9/29	W 41-7	@ Pittsburgh	44,480
10/6	W 28-7	CHICAGO	60,238
10/13	W 42-14	@ San Francisco	32,822
10/20	L 20-30	CLEVELAND	60,238
10/27	W 27-10	LOS ANGELES RAMS	60,238
11/2	W 26-0	@ New York Giants	62,973
11/10	W 27-10	@ Detroit	55,170
11/17	W 27-0	ST. LOUIS	60,238
11/24	W 21-9	MINNESOTA	60,238
12/1	W 44-0	ATLANTA	60,238
12/7	W 16-3	@ Green Bay	50,861
12/15	W 28-24	@ Los Angeles Rams	69,397
12/22	W 24-14	MINNESOTA	60,238
12/29	W 34-0	@ Cleveland	80,628
1/12	L 7-16	NEW YORK JETS (at Miami)	75,389

TEAM STATISTICS	COLTS	OPP
TOTAL FIRST DOWNS	258	207
Rushing	110	71
Passing	131	119
Penalty	17	17
TOTAL NET YARDS	4681	3377
Avg. Per Game	334.4	241.2
Total Plays	851	852
Avg. Per Play	5.5	4.0
NET YARDS RUSHING	1809	1339
Avg. Per Game	129.2	95.6
Total Rushes	463	375
NET YARDS PASSING	2872	2038
Avg. Per Game	205.1	145.5
Tackled/Yards Lost	29/222	45/367
Gross Yards	3094	2405
Att./Completions	359/196	432/224
Completion Pct.	54.6	51.9
Had Intercepted	22	29
PUNTS/AVERAGE	49/39.5	78/40.8
PENALTIES/YARDS	75/655	72/799
FUMBLES/BALL LOST	23/12	29/12
TOUCHDOWNS	50	16
Rushing	16	6
Passing	28	9
Defense/Kicking	4/2	1/0

SCORE BY PERIODS	1	2	3	4	TOTAL
COLTS	103	137	62	100	402
OPPONENTS	37	37	20	50	144

SCORING	TDR	TDP	TDRT	PAT	FG	S	TP
Michaels					48-50	18-28	102
Matte	9	1					60
Richardson			8				48
Orr		6					36
Mackey		5					30
Mitchell		4					24
Pearson		2	2				24
Cole		3					18
Brown		2					12
Hill	1	1					12
Perkins		1					6
Boyd		1					6
Hilton		1					6
Stukes		1					6
Curtis		1					6
Morrall		1					6
COLTS	16	28	6	48-50	18-28	0	402
OPPONENTS	6	9	1	15-16	11-19	0	144

FGS	1-19	20-29	30-39	40-49	50+	TOT.
Michaels	8-9	4-6	6-6	0-5	0-2	18-28
COLTS	8-9	4-6	6-6	0-5	0-2	18-28
OPP.	3-3	3-5	3-4	2-4	0-3	11-19

Michaels: (43,27,43,32) (| 22,19,49) (55) (| 17,33)
 (17) (10,27) (16,37) (13,27,21) (29)
 (48,16,35,22) (37,15,15,47) (53)
OPP.: (14,24,50) (|) (50) (47,11) (19) (|)
 (21,25,50,45) (|) (43,36,31) (|) (45) (24,30,25)

RUSHING	NO.	YDS.	AVG.	LG	TD
Matte	183	662	3.6	23	9
Cole	104	418	4.0	21	3
Hill	91	360	4.0	21	1
Brown	39	159	4.1	10	2
Mackey	10	103	10.3	33	0
Pearson	19	78	4.1	13	0
Morrall	11	18	1.6	11	1
Lee	3	12	4.0	21	0
Unitas	3	-1	-0.3	5	0
COLTS	463	1809	3.9	33	16
OPPONENTS	375	1339	3.6	59t	6

RECEIVING	NO.	YDS.	AVG.	LG	TD
Mackey	45	644	14.3	45	5
Richardson	37	698	18.9	79	8
Orr	29	743	25.6	84	6
Matte	25	275	11.0	50	1
Hill	18	161	8.9	19	1
Perkins	15	227	15.1	29	1
Cole	13	75	5.8	18	0
Mitchell	6	117	19.5	41	4
Brown	4	53	13.3	18	0
Pearson	2	70	35.0	61	2
Hawkins	2	31	15.5	18	0
COLTS	196	3094	15.8	84	28
OPPONENTS	224	2405	10.7	71t	9

INTERCEPTIONS	NO.	YDS.	AVG.	LG	TD
Boyd	8	160	20.0	49	1
Volk	6	154	25.7	90	0
Lyles	5	32	6.4	11	0
Logan	3	9	3.0	9	0
Gaubatz	2	15	7.5	13	0
Curtis	2	38	19.0	38	1
Stukes	1	60	60.0	60	1
Hilton	1	13	13.0	13	1
Shinnick	1	2	2.0	2	0
COLTS	29	483	16.7	90	4
OPPONENTS	22	192	8.7	36	1

PUNTING	NO.	YDS.	AVG.	LG	BLK.
Lee	49	1935	39.5	59	1
COLTS	49	1935	39.5	59	1
OPPONENTS	78	3183	40.8	58	0

PUNT RETURNS	NO.	FC	YDS.	AVG.	LG	TD
Volk	25	7	198	7.9	24	0
Brown	16	8	125	7.8	25	0
Logan	1	1	27	27.0	27	0
COLTS	42	16	350	8.3	27	0
OPPONENTS	19	16	62	3.3	14	0

KICKOFF RETURNS	NO.	YDS.	AVG.	LG	TD
Pearson	15	527	35.1	102t	2
Brown	15	298	19.9	29	0
Cole	5	123	24.6	34	0
Matte	1	22	22.0	22	0
Porter	1	19	19.0	19	0
Logan	1	14	14.0	14	0
COLTS	38	1003	26.4	102t	2
OPPONENTS	71	1391	19.6	35	0

USUAL STARTERS

PRO BOWLERS IN BOLDFACE

OFFENSE	DEFENSE
WR Jimmy Orr	LDE Bubba Smith
LT Bob Vogel	LDT Billy Ray Smith
LG Glenn Resler	RDT Fred Miller
C Bill Curry	RDE Ordell Braase
RG Dan Sullivan	LLB Mike Curtis
RT Sam Ball	RLB Dennis Gaubatz
TE John Mackey	RLB Don Shinnick
WR Willie Richardson	LCB Bob Boyd
QB Earl Morrall	RCB Lenny Lyles
RB Tom Matte	LS Jerry Logan
RB Jerry Hill	RS Rick Volk

PASSING	ATT.	COMP.	YDS.	PCT.	AVG./ATT.	TD	TD%	INT.	INT%	LG	SACKED	RATING
Morrall	317	182	2909	57.4	9.18	26	8.2	17	5.4	84t	24/180	93.2
Unitas	32	11	139	34.4	4.34	2	6.3	4	12.5	37t	2/15	30.1
Ward	9	3	46	33.3	5.11	0	0.0	1	11.1	22t	3/27	11.6
Matte	1	0	0	0.0	0.00	0	0.0	0	0.0	0	0/0	39.6
COLTS	359	196	3094	54.6	8.62	28	7.8	22	6.1	84t	29/222	84.0
OPPONENTS	432	224	2405	51.9	5.57	9	2.1	29	6.7	71t	45/367	47.5

RECORDS



1969

RECORD: 8-5-1 COACH: DON SHULA

SECOND – COASTAL DIVISION

HOME: 4-2-1 AWAY: 4-3

DIV: 3-3 CONF: 5-4-1 NCONF: 3-1

DATE	RESULTS	OPPONENT	ATTENDANCE
9/21	L 20-27	LOS ANGELES RAMS	56,864
9/28	L 14-52	@ Minnesota	47,644
10/5	W 21-14	@ Atlanta	57,806
10/13	W 24-20	PHILADELPHIA	56,864
10/19	W 30-10	@ New Orleans	80,636
10/26	L 21-24	SAN FRANCISCO	60,238
11/2	W 41-17	WASHINGTON	60,238
11/9	W 14-6	GREEN BAY	60,238
11/16	L 17-20	@ San Francisco	38,472
11/23	W 24-21	@ Chicago	45,455
11/30	W 13-6	ATLANTA	60,238
12/7	T 17-17	DETROIT	60,238
12/13	L 10-27	@ Dallas	63,191
12/21	W 13-7	@ Los Angeles Rams	73,326

SCORING	TDR	TDP	TDRT	PAT	FG	S	TP
Matte	11	2					78
Michaels				33-34	14-31		75
Mitchell	3						18
Perkins	3						18
Richardson	3						18
Cole	2	1					18
Orr		2					12
Hill	2						12
Mackey		2					12
Duncan			1				6
Havrlik	1						6
Hinton		1					6
COLTS	16	17	1	33-34	14-31	0	279
OPPONENTS	8	20	4	31-32	15-34	0	268

INTERCEPTIONS	NO.	YDS.	AVG.	LG	TD
Volk	4	36	9.0	23	0
Maxwell	3	37	12.3	22	0
Grant	3	0	0.0	0	0
Austin	2	10	5.0	10	0
Gaubatz	1	11	11.0	11	0
Stukes	1	6	6.0	6	0
Logan	1	6	6.0	6	0
COLTS	15	106	7.1	23	0
OPPONENTS	27	394	14.6	57	3

PUNTING	NO.	YDS.	AVG.	LG	BLK.
Lee	57	2580	45.3	66	0
COLTS	57	2580	45.3	66	0
OPPONENTS	69	2647	38.4	63	1

TEAM STATISTICS	COLTS	OPP
TOTAL FIRST DOWNS	255	256
Rushing	99	70
Passing	140	164
Penalty	16	22
TOTAL NET YARDS	4477	4649
Avg. Per Game	319.8	332.1
Total Plays	865	891
Avg. Per Play	5.2	5.2
NET YARDS RUSHING	1490	1400
Avg. Per Game	106.4	100.0
Total Rushes	417	399
NET YARDS PASSING	2987	3249
Avg. Per Game	213.4	232.1
Tackled/Yards Lost	19/156	33/250
Gross Yards	3143	3499
Att./Completions	429/225	459/271
Completion Pct.	52.4	59.0
Had Intercepted	27	15
POINTS/AVERAGE	57/45.3	69/38.4
PENALTIES/YARDS	62/561	74/848
FUMBLES/BALL LOST	23/12	18/10
TOUCHDOWNS	34	32
Rushing	16	8
Passing	17	20
Defense/Kicking	0/1	4/0

FGS	1-19	20-29	30-39	40-49	50+	TOT.
Michaels	5-5	3-3	3-9	3-11	0-3	14-31
COLTS	5-5	3-3	3-9	3-11	0-3	14-31
OPP.	6-6	5-5	3-9	1-13	0-1	15-34

Michaels:	(15,41)	(40)	(52)	(20,37,32)	(33,57,43)
	(37,46)	(49,12)	(41)	(41)	(49,48,17)
	(38,32,13,40)	(12,53)	(24,42)	(22,36,39,31)	

OPP.:	(29,41,15)	(40)	(33,43,44)	(24,18)
	(35,33)	(18,47)	(34,50)	(14,38,45,35)
	(46,34,44)	(1)	(41,22,32,22)	(30,43,34,41,12)
	(15,27,46)	(1)		

PUNT RETURNS	NO.	FC	YDS.	AVG.	LG	TD
Havrlik	13	7	56	4.3	13	0
Volk	10	6	58	5.8	14	0
Logan	8	2	41	5.1	11	0
Pearson	6	0	37	6.2	11	0
COLTS	37	15	192	5.2	14	0
OPPONENTS	35	6	182	5.2	22	0

KICKOFF RETURNS	NO.	YDS.	AVG.	LG	TD
Pearson	31	706	22.8	51	0
Duncan	19	560	29.5	92	1
Hinton	1	24	24.0	24	0
COLTS	51	1290	25.3	92	1
OPPONENTS	55	1135	20.6	42	0

USUAL STARTERS PRO BOWLERS IN BOLDFACE

OFFENSE	DEFENSE
WR Jimmy Orr	LDE Bubba Smith
LT Bob Vogel	LDT Billy Ray Smith
LG Glenn Ressler	RT Fred Miller
C Bill Curry	RDE Roy Hilton
RG Dan Sullivan	LLB Bob Grant
RT Sam Ball	MLB Mike Curtis
TE John Mackey	RLB Ted Hendricks
WR Willie Richardson	LCB Charlie Stukes
QB John Unitas	RCB Tom Maxwell
RB Tom Matte	Lenny Lyles
RB Jerry Hill,	LS Jerry Logan
Terry Cole	RS Rick Volk

SCORE BY PERIODS	1	2	3	4	TOTAL
COLTS	43	80	80	76	279
OPPONENTS	48	90	76	54	268

RUSHING	NO.	YDS.	AVG.	LG	TD
Matte	235	909	3.9	26	11
Cole	73	204	2.8	27	2
Hill	49	143	2.9	14	2
Pearson	24	81	3.4	11	0
Havrlik	5	49	9.8	29	1
Dunn	13	45	3.5	11	0
Perkins	3	36	12.0	18	0
Unitas	11	23	2.1	13	0
Mackey	2	3	1.5	7	0
Conjar	1	0	0.0	0	0
Hinton	1	-3	-3.0	-3	0
COLTS	417	1490	3.6	29	16
OPPONENTS	399	1400	3.5	46	8

RECEIVING	NO.	YDS.	AVG.	LG	TD
Richardson	43	646	15.0	39	3
Matte	43	513	11.9	49	2
Mackey	34	443	13.3	52	2
Perkins	28	391	14.0	47	3
Orr	25	474	19.0	47	2
Hinton	13	269	20.7	46	1
Hill	11	44	4.0	12	0
Mitchell	9	199	22.1	51	3
Cole	9	65	7.2	18	1
Dunn	5	30	6.0	10	0
Pearson	4	64	16.0	37	0
Havrlik	1	5	5.0	5	0
COLTS	225	3143	14.0	52	17
OPPONENTS	271	3499	12.9	83	20

PASSING	ATT.	COMP.	YDS.	PCT.	AVG./ATT.	TD	TD%	INT.	INT%	LG	SACKED	RATING
Unitas	327	178	2342	54.4	7.16	12	3.7	20	6.1	52t	12/93	64.0
Morrall	99	46	755	46.5	7.63	5	5.1	7	7.1	42t	7/63	60.0
Matte	3	1	46	33.3	15.33	0	0.0	0	0.0	46t	0/0	81.9
COLTS	429	225	3143	52.4	7.33	17	4.0	27	6.3	52t	19/156	62.8
OPPONENTS	459	271	3499	59.0	7.62	20	4.4	15	3.3	83t	33/250	80.5

RECORDS



1970

WORLD CHAMPIONS

RECORD: 11-2-1 COACH: DON MCCAFFERTY

FIRST – AFC EASTERN DIVISION

HOME: 5-1-1 AWAY: 6-1

DIV: 6-1-1 CONF: 8-2-1 NCONF: 3-0

DATE	RESULTS	OPPONENT	ATTENDANCE	SCORING	TDR	TDP	TDRT	PAT	FG	S	TP	INTERCEPTIONS	NO.	YDS.	AVG.	LG	TD
9/20	W 16-14	@ San Diego	47,782	cont...								Logan	6	92	15.3	33	2
9/28	L 24-44	KANSAS CITY	53,911	Logan			2				12	Curtis, M.	5	50	10.0	18	0
10/4	W 14-6	@ Boston	38,235	Hill	2						12	Volk	4	61	15.3	31	0
10/11	W 24-20	@ Houston	48,050	Orr		2					12	Stukes	3	52	17.3	47	0
10/18	W 29-22	@ New York Jets	63,301	Nowatzke	1						6	Duncan	2	56	28.0	30	0
10/25	W 27-3	BOSTON	60,240	Perkins			1				6	Grant	2	39	19.5	27	1
11/1	W 35-0	MIAMI	60,240	Grant			1				6	Hendricks	1	31	31.0	31	0
11/9	W 13-10	Green Bay @ Milw.	48,063	Hendricks			1				6	May	1	18	18.0	18	0
11/15	T 17-17	BUFFALO	60,240	Gardin			1				6	Curtis, T.	1	0	0.0	0	0
11/22	L 17-34	@ Miami	67,699	Duncan			1				6	Maxwell	0	9	0.0	9	0
11/29	W 21-20	CHICAGO	60,240	COLTS	9	23	6	36-38	19-34	0	321	COLTS	25	408	16.3	47	3
12/6	W 29-10	PHILADELPHIA	60,240	OPPONENTS	6	16	3	25-25	19-35	1	234	OPPONENTS	22	283	12.9	45	1
12/13	W 20-14	@ Buffalo	34,346	FGS	1-19	20-29	30-39	40-49	50+	TOT.		PUNTING	NO.	YDS.	AVG.	LG	BLK.
12/19	W 35-20	NEW YORK JETS	60,240	O'Brien	3-4	6-9	4-9	6-10	0-2	19-34		Lee	63	2819	44.7	62	1
12/26	W 17-0	CINCINNATI	51,127	COLTS	3-4	6-9	4-9	6-10	0-2	19-34		COLTS	63	2819	44.7	62	1
1/3	W 27-17	OAKLAND	56,368	OPP.	4-4	8-9	2-5	5-10	0-2	19-37		OPPONENTS	78	2992	38.4	58	1
1/17	W 16-13	Dallas (at Miami)	79,204	O'Brien:	(11,25,34,28)(26)(35)(43,34,45) (28,18,28,34)(12,48)(44)(30,42,29) (28,37,18)(38,23,42)(44)(45,53,44,47,51) (32,38)(25) OPP.: (46)(28,17,48)(44,13,23,47,25) (48,42,40,27,9)(41,46,38,42)(15,46,47) (49)(20,39,31)(36,52)(43,46) (28,45,50,27,43)(38)(1)(25,29)												

TEAM STATISTICS	COLTS	OPP
TOTAL FIRST DOWNS	242	214
Rushing	70	79
Passing	148	120
Penalty	24	15
TOTAL NET YARDS	4134	3945
Avg. Per Game	295.3	274.6
Total Plays	860	883
Avg. Per Play	4.8	4.4
NET YARDS RUSHING	1336	1439
Avg. Per Game	95.4	102.8
Total Rushes	411	390
NET YARDS PASSING	2798	2406
Avg. Per Game	199.9	171.9
Tackled/Yards Lost	33/289	41/374
Gross Yards	3087	2780
Att./Completions	416/219	452/238
Completion Pct.	52.6	52.7
Had Intercepted	22	25
PUNTS/AVERAGE	63/44.7	78/38.4
PENALTIES/YARDS	71/708	101/1032
FUMBLES/BALL LOST	25/14	14/9
TOUCHDOWNS	38	25
Rushing	9	6
Passing	23	16
Defense/Kicking	3/3	2/1

SCORE BY PERIODS	1	2	3	4	TOTAL
COLTS	60	110	63	88	321
OPPONENTS	61	77	48	48	234

SCORING	TDR	TDP	TDRT	PAT	FG	S	TP
O'Brien				36-38	19-34		93
Jefferson	7						42
Hinton	2	5					42
Mitchell	4						24
Mackey	3						18
Bulaich	3						18
Maitland	1	1					12

RUSHING	NO.	YDS.	AVG.	LG	TD
Bulaich	139	426	3.1	15	3
Nowatzke	73	248	3.4	14	1
Maitland	74	209	2.8	24	1
Havrlik	54	159	2.9	26	0
Hill	36	115	3.2	15	2
Hinton	5	58	11.6	21	2
Jefferson	4	47	11.8	19	0
Matte	12	43	3.6	16	0
Unitas	9	16	1.8	9	0
Morrall	2	6	3.0	5	0
Perkins	2	6	3.0	4	0
Conjar	1	3	3.0	3	0
COLTS	411	1336	3.3	26	9
OPPONENTS	390	1439	3.7	45	6

RECEIVING	NO.	YDS.	AVG.	LG	TD
Hinton	47	733	15.6	40	5
Jefferson	44	749	17.0	55	7
Mackey	28	425	15.5	54	3
Mitchell	20	261	13.1	44	4
Nowatzke	16	93	5.8	17	0
Havrlik	14	141	10.1	33	0
Bulaich	11	123	11.2	20	0
Orr	10	199	19.9	29	2
Perkins	10	194	19.4	41	1
Maitland	9	67	7.4	13	1
Hill	8	62	7.8	13	0
O'Brien	1	28	28.0	28	0
Matte	1	2	2.0	2	0
COLTS	219	3087	14.1	55	23
OPPONENTS	238	2789	11.7	67	16

PUNTING	NO.	YDS.	AVG.	LG	BLK.
Lee	63	2819	44.7	62	1
COLTS	63	2819	44.7	62	1
OPPONENTS	78	2992	38.4	58	1

PUNT RETURNS	NO.	FC	YDS.	AVG.	LG	TD
Gardin	28	20	330	11.8	80t	1
Volk	3	4	15	5.0	6	0
Curtis, T.	3	1	2	0.7	2	0
Logan	2	0	4	2.0	4	0
Havrlik	0	1	0	0.0	0	0
COLTS	36	26	351	9.8	80t	1
OPPONENTS	38	9	365	9.4	77t	1

USUAL STARTERS PRO BOWLERS IN BOLDFACE

OFFENSE	DEFENSE
WR Eddie Hinton	LDE Bubba Smith
LT Bob Vogel	LDT Billy Ray Smith
LG Glenn Ressler	RDT Fred Miller
C Bill Curry	RDE Roy Hilton
RG John Williams	LLB Bob Grant
RT Dan Sullivan	MLB Mike Curtis
TE John Mackey	RLB Ted Hendricks
WR Roy Jefferson	LCB Charlie Stukes
QB John Unitas	RCB Tom Maxwell
RB Norm Bulaich	LS Jerry Logan
RB Jerry Hill,	RS Rick Volk
Tom Nowatzke	

PASSING	ATT.	COMP.	YDS.	PCT.	AVG./ATT.	TD	TD%	INT.	INT%	LG	SACKED	RATING
Unitas	321	166	2213	51.7	6.89	14	4.4	18	5.6	55	19/158	65.1
Morrall	93	51	792	54.8	8.52	9	9.7	4	4.3	44	14/131	97.6
Havrlik	2	2	82	100.0	41.00	0	0.0	0	0.0	54	0/0	118.0
COLTS	416	219	3087	52.6	7.28	23	5.5	22	5.3	55	33/289	73.3
OPPONENTS	452	238	2789	52.7	6.17	16	3.5	25	5.5	67	41/374	60.4

RECORDS



1971

**RECORD: 10-4 COACH: DON MCCAFFERTY
SECOND – AFC EASTERN DIVISION**

HOME: 5-2 AWAY: 5-2

DIV: 6-2 CONF: 8-3 NCONF: 2-1

DATE	RESULTS	OPPONENT	ATTENDANCE
9/19	W 22-0	NEW YORK JETS	56,458
9/26	L 13-14	CLEVELAND	56,837
10/3	W 23-3	@ New England	61,232
10/10	W 43-0	@ Buffalo	46,206
10/17	W 31-7	@ New York Giants	62,860
10/25	L 3-10	@ Minnesota	49,784
10/31	W 34-21	PITTSBURGH	60,238
11/8	W 24-17	LOS ANGELES RAMS	57,722
11/14	W 14-13	@ New York Jets	63,947
11/21	L 14-17	@ Miami	75,312
11/28	W 37-14	@ Oakland	54,689
12/5	W 24-0	BUFFALO	58,476
12/11	W 14-3	MIAMI	60,238
12/19	L 17-21	NEW ENGLAND	57,942
12/26	W 20-3	@ Cleveland	74,082
1/2	L 0-21	@ Miami	78,629

TEAM STATISTICS	COLTS	OPP
TOTAL FIRST DOWNS	242	166
Rushing	123	60
Passing	104	95
Penalty	15	11
TOTAL NET YARDS	4071	2852
Avg. Per Game	290.8	203.7
Total Plays	883	746
Avg. Per Play	4.6	3.8
NET YARDS RUSHING	2149	1113
Avg. Per Game	153.5	79.5
Total Rushes	512	352
NET YARDS PASSING	1922	1739
Avg. Per Game	137.3	124.2
Tackled/Yards Lost	27/230	33/288
Gross Yards	2152	2027
Att./Completions	344/176	361/185
Completion Pct.	51.2	51.2
Had Intercepted	21	28
PUNTS/AVERAGE	62/41.0	88/38.9
PENALTIES/YARDS	57/529	67/687
FUMBLES/BALL LOST	26/11	22/13
TOUCHDOWNS	36	18
Rushing	23	8
Passing	10	9
Defense/Kicking	2/1	1/0

SCORE BY PERIODS	1	2	3	4	TOTAL
COLTS	62	17	78	78	313
OPPONENTS	17	45	27	51	140

SCORING	TDR	TDP	TDRt	PAT	FG	S	TP
O'Brien				35-36	20-29	95	
Bulaich	8	2				60	
Matte	8					48	
Nottingham	5		1			36	
Perkins	4					24	
Hinton	2					12	
McCauley	2					12	
Richardson	2					12	
Hendricks			1			6	
Newsome			1			6	
TEAM						1	2
COLTS	23	10	3	35-36	20-29	1	313
OPPONENTS	8	9	1	17-18	5-18	0	140

FGS	1-19	20-29	30-39	40-49	50+	TOT.
O'Brien	4-4	7-8	3-4	5-11	1-2	20-29
COLTS	4-4	7-8	3-4	5-11	1-2	20-29
OPP.	1-1	2-4	2-5	0-6	0-2	5-18

O'Brien:	(38,21,21)	(27,32)	(42,41,50)	(42,28)				
	(27)	(45,40)	(20,9,40)	(51,48,32)	(1)	(45)		
	(11,28,45)	(40,37,29,13)	(1)	(12,40)				
OPP.:	(1)	(44,35)	(34,46,46)	(49)	(35)	(32)	(1)	(20,45)
	(22)	(54,20)	(1)	(22,58)	(31,17)	(47)		

RUSHING	NO.	YDS.	AVG.	LG	TD
Bulaich	152	741	4.9	67t	8
Matte	173	607	3.5	26	8
Nottingham	95	388	4.1	36	5
McCauley	58	246	4.2	19	2
Hinton	4	56	14.0	30	0
Perkins	5	35	7.0	18	0
Richardson	2	27	13.5	24	0
Mackey	3	18	6.0	9	0
Morrall	6	13	6.5	16	0
Mitchell	2	9	4.5	13	0
Unitas	9	5	0.6	3	0
Pittman	2	3	1.5	3	0
Nowatzke	1	1	1.5	1	0
COLTS	512	2149	4.2	67t	23
OPPONENTS	352	1113	3.2	27	8

RECEIVING	NO.	YDS.	AVG.	LG	TD
Mitchell	33	402	12.2	35	0
Matte	29	239	8.3	34	0
Hinton	25	436	17.4	33	2
Bulaich	25	229	9.2	30	2
Perkins	24	424	17.7	64	4
Nottingham	15	88	5.9	35	0
Mackey	11	143	13.0	28	0
Richardson	10	173	17.3	49	2
McCauley	3	6	2.0	8	0
Havrllak	1	12	12.0	12	0
COLTS	176	2152	12.2	64	10
OPPONENTS	185	2027	11.0	88t	9

INTERCEPTIONS	NO.	YDS.	AVG.	LG	TD
Stukes	8	95	11.9	40	0
Hendricks	5	70	14.0	40	0
Volk	4	36	9.0	21	0
Logan	4	28	7.0	23	0
Curtis	3	44	14.7	31	0
Newsome	2	19	9.5	19t	1
May	1	46	46.0	46	0
Nowatzke	1	29	29.0	29	0
COLTS	28	367	13.1	46	1
OPPONENTS	21	220	10.5	60t	1

PUNTING	NO.	YDS.	AVG.	LG	BLK.
Lee	62	2542	41.0	76	0
COLTS	62	2542	41.0	76	0
OPPONENTS	88	3422	38.9	61	0

PUNT RETURNS	NO.	FC	YDS.	AVG.	LG	TD
Volk	22	20	118	5.4	18	0
Dunlap	8	2	112	14.0	57	0
Curtis	7	10	15	2.1	10	0
Kern	3	1	19	6.3	7	0
Gardin	2	0	75	37.5	65	0
Logan	1	0	12	12.0	12	0
Duncan	0	1	0	0.0	0	0
COLTS	43	34	351	8.2	65	0
OPPONENTS	40	14	267	6.7	16	0

KICKOFF RETURNS	NO.	YDS.	AVG.	LG	TD
Pittman	14	330	23.6	37	0
McCauley	8	194	24.5	29	0
Duncan	3	102	34.0	54	0
Dunlap	1	28	28.0	28	0
Logan	1	16	16.0	16	0
Stukes	1	8	8.0	8	0
Nowatzke	1	1	1.0	1	0
Curtis	1	0	0.0	0	0
Matte	1	0	0.0	0	0
Mitchell, T.	1	0	0.0	0	0
COLTS	32	679	21.2	54	0
OPPONENTS	62	1345	21.7	57	0

USUAL STARTERS PRO BOWLERS IN BOLDFACE

OFFENSE	DEFENSE
WR Eddie Hinton	LDE Bubba Smith
LT Bob Vogel	LDOT Billy Newsome
LG Glenn Ressler	RDT Fred Miller
C Bill Curry	RDE Roy Hilton
RG John Williams	LLB Ray May
RT Dan Sullivan	MLB Mike Curtis
TE Tom Mitchell	RLB Ted Hendricks
WR Ray Perkins	LCB Charlie Stukes
QB Earl Morrall	RCB Jim Duncan
RB Tom Matte	LS Jerry Logan
RB Norm Bulaich	RS Rick Volk

PASSING	ATT.	COMP.	YDS.	PCT.	AVG./ATT.	TD	TD%	INT.	INT%	LG	SACKED	RATING
Unitas	176	92	942	52.3	5.35	3	1.7	9	5.1	35t	15/129	52.3
Morrall	167	84	1210	50.3	7.19	7	4.2	12	7.2	64t	11/89	58.2
Matte	1	0	0	0.0	0.00	0	0.0	0	0.0	0	1/12	39.6
COLTS	344	176	2152	51.2	6.10	10	2.9	21	6.1	64t	27/230	55.0
OPPONENTS	361	185	2027	51.2	5.61	9	2.5	28	7.8	88t	33/288	44.2

RECORDS



1973

**RECORD: 4-10 COACH: HOWARD SCHNELLENBERGER
FIFTH – AFC EASTERN DIVISION**

HOME: 3-4 AWAY: 1-6

DIV: 2-6 CONF: 2-9 NCONF: 2-1

DATE	RESULTS	OPPONENT	ATTENDANCE
9/16	L 14-24	@ Cleveland	74,303
9/23	L 10-34	NEW YORK JETS	55,942
9/30	W 14-10	NEW ORLEANS	52,293
10/7	L 16-24	@ New England	57,044
10/14	L 13-31	@ Buffalo	78,875
10/21	W 29-27	@ Detroit	48,058
10/28	L 21-34	OAKLAND	59,008
11/4	L 27-31	HOUSTON	52,707
11/11	L 0-44	@ Miami	60,332
11/18	L 14-22	@ Washington	52,675
11/25	L 17-24	BUFFALO	52,250
12/2	L 17-20	@ New York Jets	61,009
12/9	W 16-3	MIAMI	58,446
12/16	W 18-13	NEW ENGLAND	52,065

TEAM STATISTICS	COLTS	OPP
TOTAL FIRST DOWNS	218	243
Rushing	121	104
Passing	79	123
Penalty	18	16
3rd Down M/A/Pct	82/203/40.4	67/175/38.3
TOTAL NET YARDS	3506	4488
Avg. Per Game	250.4	320.6
Total Plays	868	847
Avg. Per Play	4.0	5.3
NET YARDS RUSHING	2031	2089
Avg. Per Game	145.1	149.2
Total Rushes	536	491
NET YARDS PASSING	1475	2399
Avg. Per Game	105.4	171.4
Tackled/Yards Lost	32/271	25/200
Gross Yards	1746	2599
Att./Completions	300/137	331/199
Completion Pct.	45.7	60.1
Had Intercepted	25	15
PUNTS/AVERAGE	62/38.7	47/37.4
PENALTIES/YARDS	57/483	69/684
FUMBLES/BALL LOST	18/13	35/22
TOUCHDOWNS	26	39
Rushing	9	15
Passing	14	16
Defense/Kicking	1/2	6/2

SCORE BY PERIODS	1	2	3	4	TOTAL
COLTS	45	34	50	97	226
OPPONENTS	53	108	64	116	341

SCORING	TDR	TDP	TDR	PAT	FG	S	TP
Hunt					16-28		70
Speyner	4	1					30
Doughty	4						24
Mitchell, T.	4						24
Domres	2						12
McCauley	2						12
Mitchell, L.	2						12
Olds	2						12
Hendricks	1						6
Nottingham	1						6
Chester	1						6
White	1						6
Andrews	1						6
COLTS	9	14	3	22-24	16-28	0	190
OPPONENTS	15	16	8	38-39	23-33	0	341

FGS	1-19	20-29	30-39	40-49	50+	TOT.
Hunt	6-6	6-8	4-6	0-5	0-3	16-28
COLTS	6-6	6-8	4-6	0-5	0-3	16-28
OPP.	9-10	3-4	8-11	2-5	1-3	23-33

Hunt:	(46,33)	(17)	(27)	(38,27,38)	(19,22)
	(14,20,29)	(1)	(22,38,50,36)	(1)	(52)
	(49,43,23,27)	(17,50,46)	(19,43)	(16,32)	
OPP.:	(14)	(22,16)	(45,17)	(40,18)	(52)
	(27,30)	(47,38)	(13,54,14,38)		
	(35,18,37,42,29)	(36,25)	(30,32,18)	(42,10)	
	(52,36)				

RUSHING	NO.	YDS.	AVG.	LG	TD
Mitchell, L.	253	963	3.8	36	2
McCauley	144	514	3.6	24	2
Domres	32	126	3.9	14	2
Nottingham	28	118	4.2	20	1
Olds	26	100	3.9	17	2
Doughty	10	96	9.6	30	0
Jones	18	58	3.2	17	0
Ginn	16	47	2.9	8	0
Mildren	2	14	7.0	10	0
Havrilak	2	9	4.5	8	0
Nelson	0	3	0.0	3	0
Chester	1	1	1.0	1	0
Speyner	1	1	1.0	1	0
Smith	1	-3	-3.0	-3	0
Lee	2	-16	-8.0	0	0
COLTS	536	2031	3.8	36	9
OPPONENTS	491	2089	4.2	78	15

RECEIVING	NO.	YDS.	AVG.	LG	TD
Doughty	25	587	23.5	66	4
Mitchell, T.	25	313	12.5	33	4
McCauley	25	186	7.4	34	0
Chester	18	181	10.1	40	1
Speyner	17	311	18.3	47	4
Mitchell, L.	17	113	6.7	14	0
Ginn	3	2	0.7	6	0
Nottingham	2	10	5.0	5	0
Olds	2	-4	-2.0	1	0
Smith	1	37	37.0	37	0
Havrilak	1	9	9.0	9	0
Andrews	1	1	1.0	1	1
COLTS	137	1746	12.7	66	14
OPPONENTS	199	2599	13.1	66	16

INTERCEPTIONS	NO.	YDS.	AVG.	LG	TD
White	4	40	10.0	22	1
Hendricks	3	33	11.0	24	0
Kern	2	22	11.0	22	0
Oldham	2	10	5.0	7	0
Curtis	2	9	4.5	9	0
Kacmarek	1	2	2.0	2	0
Volk	1	0	0.0	0	0
COLTS	15	116	7.7	24	1
OPPONENTS	25	336	13.4	45t	4

PUNTING	NO.	YDS.	AVG.	LG	BLK.
Lee	62	2402	38.7	60	2
COLTS	62	2402	38.7	60	2
OPPONENTS	47	1758	37.4	57	1

PUNT RETURNS	NO.	FC	YDS.	AVG.	LG	TD
Laird	15	6	72	4.8	13	0
Volk	7	7	45	6.4	13	0
Kern	2	0	12	6.0	9	0
COLTS	24	13	129	5.4	13	0
OPPONENTS	28	21	280	10.0	54	0

KICKOFF RETURNS	NO.	YDS.	AVG.	LG	TD
Laird	24	547	22.8	51	0
Speyner	17	496	29.1	101t	1
Ginn	9	198	22.0	29	0
Olds	3	14	4.7	10	0
Volk	2	16	8.0	16	0
White	1	17	17.0	17	0
Nottingham	1	17	17.0	17	0
Andrews	1	13	13.0	13	0
Munsey	1	13	13.0	13	0
McCauley	1	12	12.0	12	0
COLTS	60	1343	22.4	101t	1
OPPONENTS	42	950	22.6	60	0

USUAL STARTERS PRO BOWLERS IN BOLDFACE

OFFENSE	DEFENSE
WR Cotton Speyner	LDE Mike Barnes
LT Tom Drougas	LDT Jim Bailey
LG Glenn Ressler	RDT Joe Ehrmann
C Ken Mendenhall	RDE Joe Schmiesing
RG Elmer Collett	LLB Ted Hendricks
RT Dennis Nelson	MLB Mike Curtis
TE Raymond Chester	RLB Stan White
WR Glenn Doughty	LCB Rex Kern
QB Marty Domres	RCB Nelson Munsey
RB Lydell Mitchell	LS Jack Mildren
RB Don McCauley	RS Rick Volk

PASSING	ATT.	COMP.	YDS.	PCT.	AVG./ATT.	TD	TD%	INT.	INT%	LG	SACKED	RATING
Domres	191	93	1153	48.7	6.04	9	4.7	13	6.8	66t	18/145	55.2
Jones	108	43	539	39.8	4.99	4	3.7	12	11.1	51t	14/126	28.8
Speyner	1	1	54	100.0	54.00	1	100.0	0	0.0	54t	0/0	158.3
COLTS	300	137	1746	45.7	5.82	14	4.7	25	8.3	66t	32/271	45.2
OPPONENTS	331	199	2599	60.1	7.85	16	4.8	15	4.5	66t	25/200	82.1

RECORDS



1974

RECORD: 2-12 COACH: HOWARD SCHNELLENBERGER (3), JOE THOMAS (11)

FIFTH – AFC EASTERN DIVISION

HOME: 0-7 AWAY: 2-5

DIV: 1-7 CONF: 1-10 NCONF: 1-2

DATE	RESULTS	OPPONENT	ATTENDANCE
9/15	L 0-30	@ Pittsburgh	48,890
9/22	L 13-20	GREEN BAY	41,252
9/29	L 10-30	@ Philadelphia	64,205
10/6	L 3-42	@ New England	59,502
10/13	L 14-27	BUFFALO	42,089
10/20	W 35-20	@ New York Jets	51,745
10/27	L 7-17	@ Miami	65,868
11/3	L 14-24	CINCINNATI	40,037
11/10	L 6-17	DENVER	37,959
11/17	W 17-7	@ Atlanta	41,278
11/24	L 17-27	NEW ENGLAND	38,971
12/1	L 0-6	@ Buffalo	75,325
12/8	L 16-17	MIAMI	43,553
12/15	L 38-45	NEW YORK JETS	38,168

TEAM STATISTICS	COLTS	OPP
TOTAL FIRST DOWNS	244	237
Rushing	110	120
Passing	109	101
Penalty	25	16
3rd Down M/A/Pct	98/222/44.1	87/198/43.9

TOTAL NET YARDS	COLTS	OPP
TOTAL NET YARDS	3843	4126
Avg. Per Game	274.5	294.7
Total Plays	924	849
Avg. Per Play	4.2	4.9
NET YARDS RUSHING	1818	1961
Avg. Per Game	129.9	140.1
Total Rushes	450	516
NET YARDS PASSING	2025	2165
Avg. Per Game	144.6	154.6
Tackled/Yards Lost	49/399	21/183
Gross Yards	2424	2348
Att./Completions	425/221	312/180
Completion Pct.	52.0	57.7
Had Intercepted	24	10
PUNTS/AVERAGE	71/37.1	67/38.4
PENALTIES/YARDS	66/587	75/737
FUMBLES/BALL LOST	28/13	25/14
TOUCHDOWNS	22	40
Rushing	13	20
Passing	9	16
Defense/Kicking	0/0	4/0

SCORE BY PERIODS	1	2	3	4	TOTAL
COLTS	13	56	48	73	190
OPPONENTS	51	142	62	74	329

SCORING	TDR	TDP	TDR/T	PAT	FG	S	TP
Linhart	22-22			12-20			58
Mitchell	5	2					42
Jones	4						24
Olds	1	2					18
Domres	2						12
Doughty	2						12
Chester	1						6
McCauley	1						6
Orduna	1						6
Speyrer	1						6
COLTS	13	9	0	22-22	12-20	0	190
OPPONENTS	20	16	4	38-40	17-27	0	329

FGS	1-19	20-29	30-39	40-49	50+	TOT.
Linhart	0-0	8-8	2-5	2-6	0-1	12-20
COLTS	0-0	8-8	2-5	2-6	0-1	12-20
OPP.	1-1	7-8	7-12	1-5	1-1	17-27

Linhart: () (37 23 47) (45) (31 27) (42) (37) (37)
 () (21 26) (37 49) (48 25) (52) (26 40 20) (26)
 OPP.: (31) (52 39) (20 38 42) () (28 29 33 35) ()
 (23 42 33) (33 40 18) (37) (45) (33 28)
 (20 31) (27) (30 37 43 25)

RUSHING	NO.	YDS.	AVG.	LG	TD
Mitchell	214	757	3.5	31	5
Olds	129	475	3.7	34	1
Jones	39	279	7.2	39	4
Domres	22	145	6.6	21	2
McCauley	30	90	3.0	15	0
Doughty	7	51	7.3	17	0
Scott	2	12	6.0	9	0
Andrews	5	6	1.2	4	0
Orduna	2	3	1.5	2	1
COLTS	450	1818	4.0	39	13
OPPONENTS	516	1961	3.8	69	20

RECEIVING	NO.	YDS.	AVG.	LG	TD
Mitchell	72	544	7.6	24	2
Chester	37	461	12.5	45	1
Doughty	24	300	12.5	27	2
Carr	21	405	19.3	57	0
Olds	21	153	7.3	18	2
Scott	18	317	17.6	45	0
McCauley	17	112	6.6	14	1
Speyrer	9	110	12.2	27	1
Smith	1	14	14.0	14	0
Orduna	1	8	8.0	8	0
COLTS	221	2424	11.0	57	9
OPPONENTS	180	2348	13.0	77	16

INTERCEPTIONS	NO.	YDS.	AVG.	LG	TD
Curtis	3	24	8.0	11	0
Volk	2	0	0.0	0	0
White	1	40	40.0	40	0
Laird	1	15	15.0	15	0
Dickel	1	5	5.0	5	0
Oldham	1	3	3.0	3	0
Nettles	1	0	0.0	0	0
COLTS	10	87	8.7	40	0
OPPONENTS	24	384	16.0	55	3

PUNTING	NO.	YDS.	AVG.	LG	BLK.
Lee	71	2634	37.1	58	1
COLTS	71	2634	37.1	58	1
OPPONENTS	67	2575	38.4	59	0

PUNT RETURNS	NO.	FC	YDS.	AVG.	LG	TD
Berra	16	2	114	7.1	14	0
Laird	11	0	30	2.7	10	0
Speyrer	8	2	54	6.8	18	0
Scott	3	1	31	10.3	14	0
Rudnick	2	0	23	11.5	12	0
Volk	1	0	1	1.0	1	0
Bertuca	1	0	0	0.0	0	0
COLTS	42	5	253	6.0	18	0
OPPONENTS	46	6	413	9.0	66	0

KICKOFF RETURNS	NO.	YDS.	AVG.	LG	TD
Speyrer	22	539	24.5	44	0
Laird	19	499	26.3	55	0
Berra	13	259	19.9	54	0
Orduna	3	68	22.7	24	0
Scott	3	61	20.3	26	0
Mayo	2	23	11.5	14	0
Andrews	1	18	18.0	18	0
McCauley	1	17	17.0	17	0
Rudnick	1	5	5.0	5	0
Oldham	1	0	0.0	0	0
COLTS	66	1489	22.6	55	0
OPPONENTS	45	903	20.1	38	0

USUAL STARTERS PRO BOWLERS IN BOLDFACE

OFFENSE	DEFENSE
WR Roger Carr	LDE Fred Cook
LT David Taylor	LDT Jim Bailey
LG Glenn Ressler	RDT Joe Ehrmann
C Ken Mendenhall	RDE John Dutton
RG Elmer Collett	LLB Tom MacLeod
RT Dennis Nelson	MLB Mike Curtis
TE Raymond Chester	RLB Stan White
WR Glenn Doughty	LCB Ray Oldham
QB Bert Jones	RCB Nelson Munsey
RB Lydell Mitchell	LS Bruce Laird
RB Bill Olds	RS Rick Volk

PASSING	ATT.	COMP.	YDS.	PCT.	AVG./ATT.	TD	TD%	INT.	INT%	LG	SACKED	RATING
Jones	270	143	1610	53.0	5.96	8	3.0	12	4.4	57	36/328	62.4
Domres	153	77	803	50.3	5.25	0	0.0	12	7.8	44	13/71	33.2
McCauley	2	1	11	50.0	5.50	1	50.0	0	0.0	11	0/0	106.3
COLTS	425	221	2424	52.0	5.70	9	2.1	24	5.6	57	49/399	52.7
OPPONENTS	312	180	2348	57.7	7.53	16	5.1	10	3.2	77	21/183	85.3

RECORDS



1975

RECORD: 10-4 COACH: TED MARCHBRODA

FIRST – AFC EASTERN DIVISION

HOME: 5-2 AWAY: 5-2

DIV: 6-2 CONF: 8-3 NCONF: 2-1

DATE	RESULTS	OPPONENT	ATTENDANCE
9/21	W 35-7	@ Chicago	51,678
9/28	L 20-31	OAKLAND	41,023
10/5	L 13-24	@ Los Angeles Rams	62,491
10/12	L 31-38	BUFFALO	45,791
10/19	L 10-21	@ New England	51,417
10/26	W 45-28	@ New York Jets	55,137
11/2	W 21-7	CLEVELAND	37,285
11/9	W 42-35	@ Buffalo	77,320
11/16	W 52-19	NEW YORK JETS	54,006
11/23	W 33-17	@ Miami	61,986
11/30	W 28-14	KANSAS CITY	44,151
12/7	W 21-0	@ New York Giants	49,863
12/14	W10-7 OT	MIAMI	60,548
12/21	W 34-21	NEW ENGLAND	50,801
12/27	L 10-28	@ Pittsburgh	59,053

TEAM STATISTICS	COLTS	OPP
TOTAL FIRST DOWNS	266	242
Rushing	131	101
Passing	114	124
Penalty	21	17
3rd Down M/A/Pct	105/217/48.4	84/199/42.2
TOTAL NET YARDS	4498	4173
Avg. Per Game	321.3	298.1
Total Plays	928	905
Avg. Per Play	4.8	4.6
NET YARDS RUSHING	2217	1821
Avg. Per Game	158.4	130.1
Total Rushes	536	453
NET YARDS PASSING	2281	2352
Avg. Per Game	162.9	168.0
Tackled/Yards Lost	38/325	59/496
Gross Yards	2606	2848
Att./Completions	354/211	393/193
Completion Pct.	59.6	49.1
Had Intercepted	8	29
PUNTS/AVERAGE	86/39.6	83/38.6
PENALTIES/YARDS	80/760	79/700
FUMBLES/BALL LOST	18/10	29/12
TOUCHDOWNS	52	36
Rushing	28	17
Passing	19	17
Defense/Kicking	5/0	1/1

SCORE BY PERIODS	1	2	3	4	OT	TOTAL
COLTS	96	130	72	94	3	395
OPPONENTS	34	97	52	86	0	269

SCORING	TDR	TDP	TDRT	PAT	FG	S	TP
Mitchell	11	4					90
Linhart				51-52	10-18		81
McCaughey	10	1					66
Doughty		4					24
Olds	2	2					24
Chester		3					18
Jones	3						18
Carr		2					12
Johnson		2					12
Wallace			2				12
Cook			1				6
Domres	1						6
Leaks		1					6
Munsey			1				6
White			1				6
Kennedy		1					6
Laird						1	2

COLTS	28	19	5	51-52	10-18	1	395
OPPONENTS	17	17	2	35-36	6-10	0	269

FGS	1-19	20-29	30-39	40-49	50+	TOT.
Linhart	2-2	0-3	7-10	1-3	0-0	10-18
COLTS	2-2	0-3	7-10	1-3	0-0	10-18
OPP.	0-0	3-3	1-2	2-3	0-2	6-10

Linhart:	(1) (26,31,37)	(1) (39,19)	(34)	(36,46)	(37)	(1)	
	(36)	(42)	(25)	(1)	(29,31)	(19,44,37,31)	
OPP.:	(1) (29)	(27)	(44)	(52)	(1)	(1) (45,36)	(52,28)
	(1)	(1)	(45,35)	(1)			

RUSHING	NO.	YDS.	AVG.	LG	TD
Mitchell	289	1193	4.1	70	11
Jones	47	321	6.8	36	3
Olds	94	281	3.0	14	2
McCaughey	60	196	3.3	18	10
Leaks	41	175	4.3	17	1
Domres	4	46	11.5	20	1
Doughty	1	5	5.0	5	0
COLTS	536	2217	4.1	70	28
OPPONENTS	453	1821	4.0	66	17

RECEIVING	NO.	YDS.	AVG.	LG	TD
Mitchell	60	544	9.1	35t	4
Doughty	39	666	17.1	63	4
Chester	38	457	12.0	32	3
Olds	30	194	6.5	28t	2
Carr	23	517	22.5	90t	2
McCaughey	14	93	6.6	32	1
Johnson	4	115	28.8	68t	2
Kennedy	2	15	7.5	12	1
Leaks	1	5	5.0	5	0
COLTS	211	2606	12.4	90t	19
OPPONENTS	193	2848	14.8	91	17

INTERCEPTIONS	NO.	YDS.	AVG.	LG	TD
White	8	135	16.9	32	1
Wallace	4	126	31.5	42t	2
Mumphord	4	58	14.5	28	0
Laird	3	46	15.3	28	0
Munsey	3	36	12.0	30t	1
Oldham	2	23	11.5	13	0
Cheyunski	2	8	4.0	6	0
McLeod	1	50	50.0	50	0
Cook	1	8	8.0	8	0
Curtis	1	3	3.0	3	0
COLTS	29	493	17.0	50	4
OPPONENTS	8	111	13.9	38	0

PUNTING	NO.	YDS.	AVG.	LG	BLK.
Lee	86	3402	39.6	62	1
COLTS	86	3402	39.6	62	1
OPPONENTS	83	3204	38.6	63	3

PUNT RETURNS	NO.	FC	YDS.	AVG.	LG	TD
Stevens	36	8	396	11.0	53	0
Wallace	6	0	43	7.2	14	0
Johnson	0	4	0	0.0	0	0
Oldham	0	3	0	0.0	0	0
COLTS	42	15	439	10.5	53	0
OPPONENTS	51	5	513	10.1	46	0

KICKOFF RETURNS	NO.	YDS.	AVG.	LG	TD
Laird	31	799	25.8	65	0
Stevens	3	71	23.7	31	0
McCaughey	4	86	21.5	29	0
Johnson	7	134	19.1	30	0
Kennedy	2	36	18.0	19	0
Pratt	4	64	16.0	22	0
Wallace	1	0	0.0	0	0
COLTS	52	1190	22.9	65	0
OPPONENTS	70	1655	23.6	99t	1

USUAL STARTERS PRO BOWLERS IN BOLDFACE

OFFENSE	DEFENSE
WR Roger Carr	LDE Fred Cook
LT David Taylor	LDT Mike Barnes
LG Robert Pratt	RDT Joe Ehrmann
C Ken Mendenhall	RDE John Dutton
RG Elmer Collett	LLB Tom MacLeod
RT George Kunz	MLB Jim Cheyunski
TE Raymond Chester	RLB Stan White
WR Glenn Doughty	LCB Lloyd Mumphord
QB Bert Jones	RCB Nelson Munsey
RB Lydell Mitchell	LS Bruce Laird
RB Bill Olds	RS Jackie Wallace

PASSING	ATT.	COMP.	YDS.	PCT.	AVG./ATT.	TD	TD%	INT.	INT%	LG	SACKED	RATING
Jones	344	203	2483	59.0	7.22	18	5.2	8	2.3	90t	38/325	89.1
Domres	10	8	123	80.0	12.30	1	10.0	0	0.0	32t	0/0	151.3
COLTS	354	211	2606	59.6	7.36	19	5.4	8	2.3	90t	38/325	90.9
OPPONENTS	393	193	2848	49.1	7.25	17	4.3	29	7.4	91t	59/496	56.9

RECORDS



1976

RECORD: 11-3 COACH: TED MARCHIBRODA

FIRST – AFC EASTERN DIVISION

HOME: 6-1 AWAY: 5-2

DIV: 7-1 CONF: 11-1 NCONF: 0-2

DATE	RESULTS	OPPONENT	ATTENDANCE
9/12	W 27-13	@ New England	43,512
9/19	W 28-27	CINCINNATI	50,621
9/26	L 27-30	@ Dallas	64,237
10/3	W 42-17	TAMPA BAY	43,105
10/10	W 28-14	MIAMI	60,020
10/17	W 31-13	@ Buffalo	71,009
10/24	W 20-0	@ New York Jets	49,768
11/1	W 38-14	HOUSTON	60,020
11/7	W 37-21	@ San Diego	42,827
11/14	L 14-21	NEW ENGLAND	60,020
11/22	W 17-16	@ Miami	62,104
11/28	W 33-16	NEW YORK JETS	46,938
12/4	L 17-24	@ St. Louis	48,282
12/12	W 58-20	BUFFALO	53,729
12/19	L 14-40	PITTSBURGH	60,020

TEAM STATISTICS	COLTS	OPP
TOTAL FIRST DOWNS	301	229
Rushing	133	83
Passing	144	126
Penalty	24	20
3rd Down M/A/Pct	109/200/54.5	70/184/38.0
TOTAL NET YARDS	5236	4187
Avg. Per Game	374.0	299.1
Total Plays	956	866
Avg. Per Play	5.5	4.8
NET YARDS RUSHING	2303	1844
Avg. Per Game	164.5	131.7
Total Rushes	565	438
NET YARDS PASSING	2933	2343
Avg. Per Game	209.5	167.4
Tackled/Yards Lost	30/288	56/461
Gross Yards	3221	2804
Att./Completions	361/215	372/192
Completion Pct.	58.6	51.6
Had Intercepted	10	15
PUNTS/AVERAGE	59/39.7	79/36.9
NET PUNTING AVG.	34.8	31.1
PENALTIES/YARDS	92/786	89/770
FUMBLES/BALL LOST	25/18	32/21
TOUCHDOWNS	51	29
Rushing	26	11
Passing	24	16
Defense/Kicking	1/0	2/0

SCORE BY PERIODS	1	2	3	4	TOTAL
COLTS	72	175	77	93	417
OPPONENTS	46	84	31	85	246

SCORING	TDR	TDP	TDRT	PAT	FG	S	TP
Linhart					49-51	20-27	109
Carr	11						66
McCaughey	9	2					66
Mitchell	5	3					48
Leaks	7						42
Doughty		5					30
Chester		3					18
Jones	2						12
Lee	1						6
Luce			1				6
Stevens	1						6
Troup	1						6
Fernandes						1	2
COLTS	26	24	1	49-51	20-27	1	417
OPPONENTS	11	16	2	27-29	15-20	0	246

FGS	1-19	20-29	30-39	40-49	50+	TOT.
Linhart	0-0	9-9	10-11	1-7	0-0	20-27
COLTS	0-0	9-9	10-11	1-7	0-0	20-27
OPP.	1-1	6-6	5-6	2-6	1-1	15-20

Linhart: (28,32) (45) (44,30,24) (32,38) (1) (21)

(24,35) (45,25) (41,39) (40) (27)

(34,34,44,41,31,38) (22) (24,22,36)

OPP.: (31,27,39) (26,51) (37,18,32) (40) (1) (32,44)

(1) (44) (41) (48,44) (20) (26) (22) (28,34)

RUSHING	NO.	YDS.	AVG.	LG	TD
Mitchell	289	1200	4.2	43	5
Leaks	118	445	3.8	42	7
McCaughey	69	227	3.3	16	9
Lee	41	220	5.4	69t	1
Jones	38	214	5.6	17	2
Troup	5	-1	-0.2	6t	1
Doughty	3	7	2.3	3	0
Stevens	1	3	3.0	3	1
Lee	1	-12	-12.0	-12	0
COLTS	565	2303	4.1	69t	26
OPPONENTS	438	1844	4.2	54	11

RECEIVING	NO.	YDS.	AVG.	LG	TD
Mitchell	60	555	9.3	40t	3
Carr	43	1112	25.9	79t	11
Doughty	40	628	15.7	41	5
McCaughey	34	347	10.2	44	2
Chester	24	467	19.5	40	3
Leaks	8	43	5.4	10	0
Scott	3	35	11.7	18	0
Kennedy	1	32	32.0	32	0
Thompson	1	11	11.0	11	0
Lee	1	-9	-9.0	-9	0
COLTS	215	3221	15.0	79t	24
OPPONENTS	192	2804	14.6	67t	16

INTERCEPTIONS	NO.	YDS.	AVG.	LG	TD
Wallace	5	105	21.0	41	0
White	3	26	8.7	15	0
Oldham	2	40	20.0	33	0
Luce	2	7	3.5	7	0
Mumphord	1	22	22.0	22	0
Munsey	1	10	10.0	10	0
Cook	1	1	1.0	1	0
COLTS	15	211	14.1	41	0
OPPONENTS	10	146	14.6	31t	1

PUNTING NO.	YDS.	AVG.	TB	IN20	LG	BLK.
Lee	59	2342	39.7	3	21	56
COLTS	59	2342	39.7	3	21	56
OPPONENTS	79	2914	36.9	7	7	60

PUNT RETURNS	NO.	FC	YDS.	AVG.	LG	TD
Stevens	39	9	315	7.9	44	0
Lee	1	0	0	0.0	0	0
Wallace	0	3	0	0.0	0	0
Oldham	0	1	0	0.0	0	0
COLTS	40	13	315	7.9	44	0
OPPONENTS	33	5	231	7.0	49	0

KICKOFF RETURNS	NO.	YDS.	AVG.	LG	TD
Stevens	30	710	23.7	83	0
Laird	7	143	20.4	25	0
Kennedy	4	64	16.0	23	0
Wallace	3	61	20.3	23	0
Lee	3	24	8.0	14	0
Pratt	1	21	21.0	21	0
Scott	1	20	20.0	20	0
McCaughey	1	17	17.0	17	0
Novak	1	12	12.0	12	0
Huff	1	0	0.0	0	0
COLTS	52	1072	20.6	83	0
OPPONENTS	77	1716	22.3	47	0

USUAL STARTERS

PRO BOWLERS IN BOLDFACE

OFFENSE		DEFENSE	
WR Roger Carr	LDE	Fred Cook	
LT David Taylor	LDT	Mike Barnes	
LG Robert Pratt	RDT	Joe Ehrmann	
C Ken Mendenhall	RDE John Dutton		
RG Elmer Collett	LLB	Derrel Luce	
RT George Kunz	MLB	Jim Cheyonski	
TE Raymond Chester	RLB	Stan White	
WR Glenn Doughty	LCB	Lloyd Mumphord	
QB Bert Jones	RCB	Nelson Munsey	
RB Lydell Mitchell		Ray Oldham	
RB Roosevelt Leaks	SS	Bruce Laird	
	FS	Jack Wallace	
	K	Toni Linhart	

PASSING	ATT.	COMP.	YDS.	PCT.	AVG./ATT.	TD	TD%	INT.	INT%	LG	SACKED	RATING
Jones	343	207	3104	60.4	9.05	24	7.0	9	2.6	79t	29/284	102.5
Troup	18	8	117	44.4	6.50	0	0.0	1	5.6	32t	1/4	43.1
COLTS	361	215	3221	59.6	8.92	24	6.6	10	2.8	79t	30/288	99.5
OPPONENTS	372	192	2804	51.6	7.54	16	4.3	15	4.0	67t	56/461	74.0

RECORDS



1977

RECORD: 10-4 COACH: TED MARCHIBRODA

FIRST - AFC EASTERN DIVISION

HOME: 6-1 AWAY: 4-3

DIV: 6-2 CONF: 9-3 NCONF: 1-1

DATE	RESULTS	OPPONENT	ATTENDANCE
9/18	W 29-14	@ Seattle	58,991
9/25	W 20-12	@ New York Jets	43,439
10/2	W 17-14	BUFFALO	49,247
10/9	W 45-28	MIAMI	57,829
10/16	W 17-6	@ Kansas City	63,076
10/23	L 3-17	@ New England	60,958
10/30	W 31-21	PITTSBURGH	60,763
11/7	W 10-3	WASHINGTON	60,763
11/13	W 31-13	@ Buffalo	39,444
11/20	W 33-12	NEW YORK JETS	52,014
11/27	L 13-27	@ Denver	74,939
12/5	L 6-17	@ Miami	68,977
12/11	L 10-13	DETROIT	45,124
12/18	W 30-24	NEW ENGLAND	60,763
12/24	L31-37 ZOT	OAKLAND	60,763

SCORING	TDR	TDP	TDRT	PAT	FG	S	TP
Linhart			32-35	17-26	83		
McCauley	6	2			48		
Mitchell	3	4			42		
Doughty		4			24		
Leaks	3	1			24		
Chester		3			18		
Lee	3				18		
Jones	2				12		
Scott		2			12		
Carr		1			6		
Pratt			1		6		
Nettles					1	2	
COLTS	17	17	1	32-35	17-26	1	295
OPPONENTS	11	10	6	24-27	11-21	1	221

INTERCEPTIONS	NO.	YDS.	AVG.	LG	TD
Blackwood	10	163	16.3	37	0
White	7	84	12.0	19	0
Laird	3	56	18.7	22	0
Thompson, N.	3	39	13.0	20	0
Munsey	3	25	8.3	14	0
MacLeod	2	37	18.5	33	0
Nettles	1	30	30.0	30	0
Simonini	1	0	0.0	0	0
COLTS	30	434	14.5	37	0
OPPONENTS	12	298	24.8	73t	1

TEAM STATISTICS	COLTS	OPP
TOTAL FIRST DOWNS	269	210
Rushing	111	78
Passing	136	116
Penalty	22	16
3rd Down M/A/Pct	104/221/47.1	72/190/37.9
TOTAL NET YARDS	4588	3988
Avg. Per Game	327.7	284.9
Total Plays	987	852
Avg. Per Play	4.6	4.7
NET YARDS RUSHING	2123	1798
Avg. Per Game	151.6	128.4
Total Rushes	566	423
NET YARDS PASSING	2465	2190
Avg. Per Game	176.1	156.4
Tackled/Yards Lost	26/221	47/359
Gross Yards	2686	2549
Att./Completions	395/224	382/181
Completion Pct.	56.7	47.4
Had Intercepted	12	30
PUNTS/AVERAGE	84/37.4	81/36.2
NET PUNTING AVG.	29.5	31.5
PENALTIES/YARDS	77/620	78/618
FUMBLES/BALL LOST	24/14	27/17
TOUCHDOWNS	35	27
Rushing	17	11
Passing	17	10
Defense/Kicking	1/0	3/3
TIME OF POSSESSION	31:53	28:07

FGS	1-19	20-29	30-39	40-49	50+	TOT.
Linhart	0-0	5-8	5-7	7-10	0-1	17-26
COLTS	0-0	5-8	5-7	7-10	0-1	17-26
OPP.	1-2	6-8	2-3	2-7	0-1	11-21

Linhart:	(45,38,42)	(1)	(45,44)	(41)	(44)	(40)	(24,29)	
	(26,29)	(22,30)	(30,31,52)	(40,43)	(32,27)			
	(27,31)	(38,28,45)						
OPP.:	(19)	(25)	(1)	(44,35)	(41)	(18)	(1)	(40)
	(45,42,26,45)	(24,52,22)	(1)	(27,29,44)				
	(25,29,37)	(30)						

RUSHING	NO.	YDS.	AVG.	LG	TD
Mitchell	301	1159	3.9	64t	3
Lee	84	346	4.1	30	3
Leaks	59	237	4.0	39	3
McCauley	83	234	2.8	16	6
Jones	28	146	5.2	22	2
Doughty	2	11	5.5	16	0
Lee	2	2	1.0	0	0
Troup	7	8	1.1	7	0
COLTS	566	2123	3.8	64t	17
OPPONENTS	423	1798	4.3	77t	11

RECEIVING	NO.	YDS.	AVG.	LG	TD
Mitchell	71	620	8.7	38	4
McCauley	51	495	9.7	34t	2
Chester	31	556	17.9	78t	3
Doughty	28	435	15.5	57	4
Scott	18	267	14.8	33	2
Carr	11	199	18.1	45	1
Lee	10	60	6.0	15	0
Leaks	3	39	13.0	26t	1
Thompson, R.	1	15	15.0	15	0
COLTS	224	2686	12.0	78t	17
OPPONENTS	181	2549	14.1	68	10

PUNTING NO.	YDS.	AVG.	TB	IN20	LG	BLK.	
Lee	82	3142	38.3	9	19	59	2
COLTS	84	3142	37.4	9	19	59	2
OPPONENTS	81	2933	36.2	3	7	73	0

PUNT RETURNS NO.	FC	YDS.	AVG.	LG	TD	
Stevens	34	6	301	8.9	24	0
Blackwood	7	5	22	3.1	10	0
Oldham	1	3	0	0.0	0	0
COLTS	42	14	323	7.7	24	0
OPPONENTS	44	5	481	10.9	73t	1

KICKOFF RETURNS	NO.	YDS.	AVG.	LG	TD
Laird	24	541	22.5	35	0
Stevens	11	216	19.6	37	0
McCauley	5	67	13.4	20	0
Blackwood	1	24	24.0	24	0
Huff	1	15	15.0	15	0
Johnson	1	15	15.0	15	0
Griggs	1	12	12.0	12	0
Kennedy	1	9	9.0	9	0
Shiver	1	7	7.0	7	0
Griffin	1	6	6.0	6	0
Doughty	1	0	0.0	0	0
COLTS	48	912	19.0	37	0
OPPONENTS	60	1514	25.2	101t	2

USUAL STARTERS PRO BOWLERS IN BOLDFACE

OFFENSE	DEFENSE
WR Freddie Scott	LDE Fred Cook
LT David Taylor	LDT Mike Barnes
LG Robert Pratt	RDT Joe Ehrmann
C Ken Mendenhall	RDE John Dutton
RG Ken Huff	LLB Tom MacLeod
RT George Kunz	MLB Ed Simonini
TE Raymond Chester	LB Stan White
WR Glenn Doughty	LCB Norm Humphrey
QB Bert Jones	RCB Nelson Munsey
RB Lydell Mitchell	SS Bruce Laird
RB Roosevelt Leaks	FS Lyle Blackwood
	K Toni Linhart

PASSING	ATT.	COMP.	YDS.	PCT.	AVG./ATT.	TD	TD%	INT.	INT%	LG	SACKED	RATING
Jones	393	224	2686	57.0	6.83	17	4.3	11	2.8	78t	26/221	80.8
Troup	2	0	0	0.0	0.00	0	0.0	1	50.0	0	0/0	0.0
COLTS	395	224	2686	56.7	6.80	17	4.3	12	3.0	78t	26/221	79.4
OPPONENTS	382	181	2549	47.4	6.67	10	2.6	30	7.9	68t	47/359	45.4

RECORDS



1978

RECORD: 5-11 COACH: TED MARCHIBRODA
FIFTH – AFC EASTERN DIVISION

HOME: 2-6 AWAY: 3-5

DIV: 1-7 CONF: 3-9 NCONF: 2-2

DATE	RESULTS	OPPONENT	ATTENDANCE
9/4	L 0-38	@ Dallas	65,053
9/10	L 0-42	MIAMI	47,730
9/18	W 34-27	@ New England	57,284
9/24	L 17-24	@ Buffalo	55,270
10/1	L 14-17	PHILADELPHIA	50,314
10/8	W 30-17	@ St. Louis	47,479
10/15	L 10-33	NEW YORK JETS	48,136
10/22	W 7-6	DENVER	58,857
10/29	L 8-26	@ Miami	53,524
11/6	W 21-17	WASHINGTON	60,762
11/12	W 17-14	@ Seattle	61,905
11/19	L 24-45	CLEVELAND	49,570
11/26	L 14-35	NEW ENGLAND	49,404
12/3	L 16-24	@ New York Jets	50,248
12/9	L 13-35	@ Pittsburgh	41,597
12/17	L 14-21	BUFFALO	40,420

TEAM STATISTICS	COLTS	OPP
TOTAL FIRST DOWNS	249	291
Rushing	95	153
Passing	124	119
Penalty	30	19
3rd Down M/A/Pct	74/203/36.5	119/241/49.4
TOTAL NET YARDS	4107	5911
Avg. Per Game	256.7	369.4
Total Plays	964	1049
Avg. Per Play	4.3	5.6
NET YARDS RUSHING	2044	3010
Total Rushes	188.1	262
NET YARDS PASSING	2063	2901
Avg. Per Game	129.1	181.3
Tackled/Yards Lost	49/480	30/224
Gross Yards	2543	3125
Att./Completions	383/202	357/191
Completion Pct.	52.7	53.5
Had Intercepted	30	17
PUNTS/AVERAGE	94/37.4	80/35.7
NET PUNTING AVG.	30.6	31.6
PENALTIES/YARDS	90/771	114/1006
FUMBLES/BALL LOST	38/17	36/20
TOUCHDOWNS	31	54
Rushing	9	21
Passing	17	29
Defense/Kicking	4/1	3/1
TIME OF POSSESSION	28:32	31:28

SCORE BY PERIODS	1	2	3	4	TOTAL
COLTS	31	96	42	70	239
OPPONENTS	90	155	70	106	421

SCORING	TDR	TDP	TDR	PAT	FG	S	TP
Linhart					27-31	8-17	51
Carr		6					36
McCauley	5						30
Leaks	2	2					24
Doughty	3						18
McCall		1	1				12
Washington		1	1				12
Alston	2						12
Blackwood			2				12
Lee	1	1					12
Troup	1						6
Luce			1				6
Siani	1						6
Burke						1	2
COLTS	9	17	5	27-31	8-17		1 239
OPPONENTS	21	29	4	53-54	14-24		1 421

FGS	1-19	20-29	30-39	40-49	50+	TOT.
Linhart	0-0	5-5	2-7	1-5	0-0	8-17
COLTS	0-0	5-5	2-7	1-5	0-0	8-17
OPP.	1-2	7-8	3-5	3-7	0-2	14-24

Linhart:	(37) (1) (21) (46) (43,35) (27) (1) (1) (44,38,30) (22,49) (23) (31) (30,22,41) (1) (36)
OPP.:	(18,45,48) (1) (1) (41,21) (46,26) (26) (23,52,19,30,26) (43,33,26,27) (32) (44) (53) (45) (31) (32,22) (1) (1)

RUSHING	NO.	YDS.	AVG.	LG	TD
Washington	240	956	4.0	29	0
Lee	81	374	4.6	24	1
Leaks	83	266	3.2	11	2
Hardeman	48	244	5.1	46	0
McCauley	44	107	2.4	10	5
Jones	9	38	4.2	14	0
Kirkland	8	35	4.4	18	0
Troup	18	25	1.4	10	1
Doughty	1	-1	-1.0	-1	0
COLTS	532	2044	3.8	46	9
OPPONENTS	662	3010	4.5	63	21

RECEIVING	NO.	YDS.	AVG.	LG	TD
Washington	45	377	8.4	33	1
McCauley	34	296	8.7	21	0
Carr	30	629	21.0	78t	6
Doughty	25	390	15.6	46	3
Alston	18	210	11.7	23t	2
Lee	13	109	8.4	24	1
McCall	11	160	14.5	34	1
Hardeman	10	88	8.8	19	0
Leaks	9	111	12.3	27	2
Siani	6	151	25.2	49	1
Johnson	1	22	22.0	22	0
COLTS	202	2543	12.6	78t	17
OPPONENTS	191	3125	16.4	91t	29

INTERCEPTIONS	NO.	YDS.	AVG.	LG	TD
Thompson	6	52	8.7	31	0
Blackwood	4	146	36.5	79t	2
Simonini	2	4	2.0	3	0
Mumphord	2	20	10.0	19	0
Luce	1	15	15.0	15	0
White	1	12	12.0	12	0
Nettles	1	0	0.0	0	0
COLTS	17	249	14.6	79t	2
OPPONENTS	30	529	17.6	53t	3

PUNTING NO.	YDS.	AVG.	TB	IN20	LG	BLK.	
Lee	92	3513	38.2	9	17	67	2
COLTS	94	3513	37.4	9	17	67	2
OPPONENTS	80	2859	35.7	7	16	79	2

PUNT RETURNS	NO.	FC	YDS.	AVG.	LG	TD
Johnson	25	10	143	5.7	17	0
Washington	7	6	37	5.3	17	0
Burke	1	0	0	0.0	0	0
McCall	1	0	37	37.0	37	0
Blackwood	1	2	2	2.0	2	0
COLTS	35	18	219	6.3	37	0
OPPONENTS	53	10	460	8.7	37	0

KICKOFF RETURNS	NO.	YDS.	AVG.	LG	TD
Johnson	41	927	22.6	57	0
Washington	19	499	26.3	90t	1
McCauley	7	150	21.4	31	0
Hardeman	3	36	12.0	15	0
Blackwood	1	18	18.0	18	0
Morrison	1	6	6.0	6	0
Burke	1	2	2.0	2	0
Van Duyn	1	0	0.0	0	0
O'Dell	0	10	10.0	10	0
COLTS	74	1648	22.3	90t	1
OPPONENTS	52	1271	24.4	102t	1

USUAL STARTERS

OFFENSE	DEFENSE
WR Roger Carr	LDE Fred Cook
LT Wade Griffin	LDT Mike Barnes
LG Robert Pratt	RDT Joe Ehmann
C Ken Mendenhall	RDE John Dutton
RG Ken Huff	LLB Tom MacLeod
RT Bob Van Duyn	MLB Ed Simonini
TE Mack Alston	RLB Stan White
WR Glenn Doughty	LCB Norm Thompson
QB Bill Troup	RCB Doug Nettles
RB Joe Washington	SS Bruce Laird
RB Roosevelt Leaks	FS Lyle Blackwood

PASSING	ATT.	COMP.	YDS.	PCT.	AVG./ATT.	TD	TD%	INT.	INT%	LG	SACKED	RATING
Troup	296	154	1882	52.0	6.36	10	3.4	21	7.1	67t	32/340	53.6
Kirkland	41	19	211	46.3	5.15	1	2.4	8	19.5	34t	11/78	30.7
Jones	42	27	370	64.3	8.81	4	9.5	1	2.4	78t	6/62	114.2
Washington	4	2	80	50.0	20.00	2	50.0	0	0.0	54t	0/0	135.4
COLTS	383	202	2543	52.7	6.64	17	4.4	30	7.8	78t	49/480	55.9
OPPONENTS	357	191	3125	53.5	8.75	29	8.1	17	4.8	91t	30/224	90.4

RECORDS



1979

RECORD: 5-11 COACH: TED MARCHBRODA

FIFTH – AFC EASTERN DIVISION

HOME: 3-5 AWAY: 2-6

DIV: 3-5 CONF: 4-10 NCONF: 1-1

DATE	RESULTS	OPPONENT	ATTENDANCE
9/2	L	0-14 @ Kansas City	50,943
9/9	L	26-29 OT TAMPA BAY	39,756
9/16	L	10-13 @ Cleveland	73,889
9/23	L	13-17 @ Pittsburgh	49,483
9/30	L	13-31 BUFFALO	37,927
10/7	W	10-8 NEW YORK JETS	37,789
10/14	L	16-28 HOUSTON	50,990
10/21	W	14-13 @ Buffalo	51,599
10/28	W	31-26 NEW ENGLAND	47,042
11/4	W	38-28 CINCINNATI	41,299
11/11	L	0-19 @ Miami	58,226
11/18	L	21-50 @ New England	61,297
11/25	L	24-28 MIAMI	45,862
12/2	L	17-30 @ New York Jets	60,372
12/9	L	7-10 KANSAS CITY	37,226
12/16	W	31-7 @ New York Giants	76,671

SCORING	TDR	TDP	TDR	PAT	FG	S	TP
Mike-Mayer			28-29	11-20	61		
Washington	4	3			42		
McCaughey	3	3			36		
Hardeman	3	1			24		
McCall	4				24		
Braziel			2		12		
Doughty		2			12		
Linhart				3-4	3-8	12	
Siani		2			12		
Alston	2				6		
DeRoos	1				6		
Carr	1				6		
Jones	1				6		
Leaks	1				6		
Glasgow			1		6		
COLTS	12	18	3	31-33	14-28	0	271
OPPONENTS	15	23	4	37-42	20-28	1	351

INTERCEPTIONS	NO.	YDS.	AVG.	LG	TD
Shiver	4	85	21.3	52	0
Blackwood	4	63	15.8	27	0
Braziel	4	49	12.3	31t	1
Laird	3	101	33.7	68	0
Thompson	2	38	19.0	26	0
Nettles	2	30	15.0	30	0
Harrison	2	6	3.0	6	0
White	1	11	11.0	11	0
Glasgow	1	-1	-1.0	-1	0
COLTS	23	382	16.6	68	1
OPPONENTS	19	321	16.9	57	1

TEAM STATISTICS	COLTS	OPP
TOTAL FIRST DOWNS	291	265
Rushing	97	106
Passing	158	130
Penalty	36	29
3rd Down M/A/Pct	106/257/41.2	84/217/38.7
TOTAL NET YARDS	4846	5074
Avg. Per Game	302.9	317.1
Total Plays	1117	1009
Avg. Per Play	4.3	5.0
NET YARDS RUSHING	1674	2306
Avg. Per Game	104.6	144.1
Total Rushes	515	559
NET YARDS PASSING	3172	2768
Avg. Per Game	198.3	173.0
Tackled/Yards Lost	52/403	39/312
Gross Yards	3575	3080
Att./Completions	550/313	411/203
Completion Pct.	56.9	49.4
Had Intercepted	19	23
PUNTS/AVERAGE	101/36.2	95/40.0
NET PUNTING AVG.	32.3	33.5
PENALTIES/YARDS	137/1239	112/1014
FUMBLES/BALL LOST	36/21	25/16
TOUCHDOWNS	33	42
Rushing	12	15
Passing	18	23
Defense/Kicking	1/2	1/3
TIME OF POSSESSION	30:38	29:22

FGS	1-19	20-29	30-39	40-49	50+	TOT.
Mike-Mayer	0-0	5-7	4-5	2-8	0-0	11-20
Linhart	0-1	2-3	1-3	0-1	0-0	3-8
COLTS	0-1	7-10	5-8	2-9	0-0	14-28
OPP.	1-1	7-8	6-8	6-10	0-1	20-28

Linhart:	(37)	(24,49,38)	(26,32,18,28)	(1)	(1)	(1)	(1)	(1)
Mike-Mayer:	(1)	(1)	(27,24)	(20,47,33)	(41,45)	(35,34)		
	(1)	(37,44)	(41)	(28)	(1)	(42,32)	(20)	
		(48,29)	(29,46)					
OPP.:	(1)	(31)	(37,51,28)	(25,41)	(41)	(18,31)	(1)	
		(44,40,37)	(42,39)	(38)	(32,22)	(24,29,42)		
		(1)	(34,28,27,42,23)	(42,43)	(40)			

RUSHING	NO.	YDS.	AVG.	LG	TD
Washington	242	884	3.7	26	4
Hardeman	109	292	2.7	16	3
McCaughey	59	168	2.8	13	3
Leaks	49	145	3.0	17	1
Landry	31	115	3.7	17	0
Garry	13	41	3.2	14	0
Jones	10	40	4.0	25	1
White	1	3	3.0	3	0
Dilts	1	-14	-14.0	-14	0
COLTS	515	1674	3.3	26	12
OPPONENTS	559	2306	4.1	75	15

RECEIVING	NO.	YDS.	AVG.	LG	TD
Washington	82	750	9.2	43	3
McCaughey	55	575	10.5	35	3
McCall	37	536	14.5	36	4
Doughty	35	510	14.6	54	2
Carr	27	400	14.8	37	1
Hardeman	25	115	4.6	14	1
Siani	15	214	14.3	31	2
Leaks	14	119	8.5	15	0
Alston	10	114	11.4	26	1
Burke	6	151	25.2	59	0
DeRoos	4	82	20.5	67	1
Garry	3	9	3.0	12	0
COLTS	313	3575	11.4	67	18
OPPONENTS	203	3080	15.2	74	23

PUNTING NO.	YDS.	AVG.	TB	IN20	LG	BLK.	
Dilts	99	3657	36.9	5	21	53	2
COLTS	101	3657	36.2	5	21	53	2
OPPONENTS	95	3798	40.0	11	11	62	1

PUNT RETURNS NO.	FC	YDS.	AVG.	LG	TD	
Glasgow	44	11	352	8.0	75t	1
Blackwood	4	-1	-1	-0.3	2	0
Thompson	1	0	40	40.0	40	0
COLTS	49	12	291	8.0	75t	1
OPPONENTS	43	24	296	6.9	80t	1

KICKOFF RETURNS	NO.	YDS.	AVG.	LG	TD
Glasgow	50	1126	22.5	58	0
Garry	8	135	16.9	24	0
Laird	3	34	11.3	16	0
Blackwood	3	41	13.7	19	0
McCaughey	2	29	14.5	17	0
Hart	1	16	16.0	16	0
Van Duyn	1	12	12.0	12	0
Griffin	1	8	8.0	8	0
Washington	1	1	1.0	1	0
COLTS	70	1402	20.0	58	0
OPPONENTS	57	1067	18.7	43	0

USUAL STARTERS

PRO BOWLERS IN BOLDFACE

OFFENSE	DEFENSE
WR Roger Carr	LDE Fred Cook
LT Wade Griffin	LDT Mike Barnes
LG Robert Pratt	RDT Herb Orvis
C Ken Mendenhall	RDE Ron Fernandes
RG Ken Huff	LLB Sanders Shiver
RT Jeff Hart	MLB Ed Simonini
TE Reese McCall	RLB Stan White
WR Glenn Doughty	LCB Doug Nettles
QB Greg Landry	RQB Larry Braziel
RB Joe Washington	SS Bruce Laird
RB Don Hardeman	FS Lyle Blackwood

PASSING	ATT.	COMP.	YDS.	PCT.	AVG./ATT.	TD	TD%	INT.	INT%	LG	SACKED	RATING
Landry	457	270	2932	59.1	6.42	15	3.3	15	3.3	67t	42/326	75.3
Jones	92	43	643	46.7	6.99	3	3.3	3	3.3	24t	10/77	67.4
Washington	1	0	0	0.0	0.00	0	0.0	1	100.0	0	0/0	0.0
COLTS	550	313	3575	56.9	6.50	18	3.3	19	3.5	67t	52/403	73.1
OPPONENTS	411	203	3080	49.4	7.49	23	5.6	23	5.6	74t	39/312	69.8

RECORDS



1980

RECORD: 7-9 COACH: MIKE MCCORMACK

FOURTH – AFC EASTERN DIVISION

HOME: 2-6 AWAY: 5-3

DIV: 5-3 CONF: 6-8 NCONF: 1-1

DATE	RESULTS	OPPONENT	ATTENDANCE
9/7	W 17-14	@ New York Jets	54,932
9/14	L 17-20	PITTSBURGH	57,340
9/21	L 16-21	@ Houston	50,815
9/28	W 35-21	NEW YORK JETS	55,533
10/5	W 30-17	@ Miami	55,212
10/12	W 17-12	@ Buffalo	74,853
10/19	L 21-37	NEW ENGLAND	55,346
10/26	L 10-17	ST. LOUIS	36,305
11/2	W 31-24	@ Kansas City	56,112
11/9	L 27-28	CLEVELAND	48,304
11/16	W 10-9	@ Detroit	80,638
11/23	L 21-47	@ New England	61,297
11/30	W 28-24	BUFFALO	39,880
12/7	L 33-34	@ Cincinnati	43,991
12/14	L 14-24	MIAMI	30,564
12/21	L 18-28	KANSAS CITY	29,936

TEAM STATISTICS	COLTS	OPP
TOTAL FIRST DOWNS	327	338
Rushing	128	140
Passing	174	164
Penalty	25	34
3rd Down M/A/Pct	106/223/47.5	100/213/46.9
TOTAL NET YARDS	5206	5546
Avg. Per Game	325.4	346.6
Total Plays	1056	1080
Avg. Per Play	4.9	5.1
NET YARDS RUSHING	2078	2210
Avg. Per Game	129.9	138.1
Total Rushes	527	574
NET YARDS PASSING	3128	3336
Avg. Per Game	195.5	208.5
Tackled/Yards Lost	36/281	30/240
Gross Yards	3409	3576
Att./Completions	493/272	476/260
Completion Pct.	55.2	54.6
Had Intercepted	24	17
PUNTS/AVERAGE	84/38.1	72/39.7
NET PUNTING AVG.	32.7	34.1
PENALTIES/YARDS	104/914	98/775
FUMBLES/BALL LOST	23/13	32/17
TOUCHDOWNS	46	47
Rushing	20	20
Passing	25	21
Defense/Kicking	1/0	4/2
TIME OF POSSESSION	28:29	31:31

SCORE BY PERIODS	1	2	3	4	TOTAL
COLTS	55	115	80	105	355
OPPONENTS	93	112	85	97	387

SCORING	TDR	TDP	TDR/T	PAT	FG	S	TP
Mike-Mayer				43-46	12-23	79	
Dickey	11	2				78	
Carr		5				30	
McCall		5				30	
McCauley	1	4				30	
Washington	1	3				24	
Burke		3				18	
Butler		2				12	
Franklin	2					12	
Jones	2					12	
Sims	2					12	
Landry	1					6	
Siani		1				6	
Shiver			1			6	
COLTS	20	25	1	43-46	12-23	0	355
OPPONENTS	20	21	6	45-47	20-30	0	387

FGS	1-19	20-29	30-39	40-49	50+	TOT.
Mike-Mayer	0-0	5-6	3-8	4-7	0-2	12-23
COLTS	0-0	5-6	3-8	4-7	0-2	12-23
OPP.	0-0	10-10	6-10	4-9	0-1	20-30

Mike-Mayer: (50,46) (23,46,20) (30,23,29) (1) (45) (21,35,49) (35) (50,35) (21) (39) (43) (39) (1) (41,37) (43) (32) (32) (25,29) (1) (1) (55,24,48) (49,20) (27,29,37) (47,30) (27,47) (1) (38,47,24,46,44) (22,35) (35,40,47) (32,21) (34) (32,39)

RUSHING	NO.	YDS.	AVG.	LG	TD
Dickey	176	800	4.5	51t	11
Washington	144	502	3.5	17	1
Franklin	83	264	3.2	21	2
Sims	54	186	3.4	13	2
Jones	27	175	6.5	19	2
McCauley	35	133	3.8	12	1
Landry	7	26	3.7	14	1
Carr	1	-8	-8.0	-8	0
COLTS	527	2078	3.9	51t	20
OPPONENTS	574	2210	3.9	27	20

RECEIVING	NO.	YDS.	AVG.	LG	TD
Carr	61	924	15.1	43	5
Washington	51	494	9.7	33	3
Butler	34	574	16.9	42	2
McCauley	34	313	9.2	19	4
Dickey	25	204	8.2	32	2
McCall	18	322	17.9	47	5
Burke	14	185	13.2	19t	3
Franklin	14	112	8.0	16	0
Siani	9	174	19.3	38t	1
Sims	9	64	7.1	13	0
DeRoo	2	34	17.0	18	0
Garry	1	9	9.0	9	0
COLTS	272	3409	12.5	47	25
OPPONENTS	260	3576	13.8	77	21

INTERCEPTIONS	NO.	YDS.	AVG.	LG	TD
Laird	5	71	14.2	18	0
Glasgow	4	65	16.3	29	0
Brazier	2	87	43.5	60	0
Anderson	2	35	17.5	18	0
Shiver	1	34	34.0	34t	1
Woods	1	13	13.0	13	0
Ehrmann	1	5	5.0	5	0
Blackwood	1	0	0.0	0	0
COLTS	17	310	18.2	60	1
OPPONENTS	24	378	15.8	44	1

PUNTING NO.	YDS.	AVG.	TB	IN20	LG	BLK.
Bragg	82	3203	39.1	5	22	59
COLTS	84	3203	38.1	5	22	59
OPPONENTS	72	2860	39.7	11	12	66

PUNT RETURNS	NO.	FC	YDS.	AVG.	LG	TD
Glasgow	23	15	187	8.1	20	0
Anderson	3	0	1	0.3	1	0
COLTS	26	15	188	7.2	20	0
OPPONENTS	49	13	357	7.3	56	1

KICKOFF RETURNS	NO.	YDS.	AVG.	LG	TD
Glasgow	33	743	22.5	44	0
Anderson	20	306	19.3	35	0
Dickey	4	86	21.5	28	0
Garry	3	55	18.3	24	0
Blackwood	2	41	20.5	25	0
McCauley	1	18	18.0	18	0
LaPointe	1	18	18.0	18	0
Hart	1	17	17.0	17	0
Sims	1	10	10.0	10	0
Footo	1	9	9.0	9	0
COLTS	67	1383	20.6	44	0
OPPONENTS	54	1062	19.7	98t	1

USUAL STARTERS

OFFENSE	DEFENSE
WR Roger Carr	LDE Fred Cook
LT Wade Griffin	LDT Mike Barnes
LG Robert Pratt	RDT Herb Orvis
C Ken Mendenhall	RDE Mike Ozdowski
RG Ken Huff	LLB Sanders Shiver
RT Jeff Hart	MLB Ed Simonini
TE Reese McCall	RLB Mike Woods
WR Ray Butler	LCB Derrick Hatchett
QB Bert Jones	RCB Larry Brazier
RB Joe Washington	SS Bruce Laird
RB Cleveland Franklin	FS Nesby Glasgow

PASSING	ATT.	COMP.	YDS.	PCT.	AVG./ATT.	TD	TD%	INT.	INT%	LG	SACKED	RATING
Jones	446	248	3134	55.6	7.03	23	5.2	21	4.7	47	34/262	75.5
Landry	47	24	275	51.1	5.85	2	4.3	3	6.4	32	2/19	56.1
COLTS	493	272	3409	55.2	6.91	25	5.1	24	4.9	47	36/281	73.5
OPPONENTS	476	260	3576	54.6	7.51	21	4.4	17	3.6	77	30/240	78.9

RECORDS



1981

**RECORD: 2-14 COACH: MIKE MCCORMACK
FOURTH – AFC EASTERN DIVISION**

HOME: 1-7 AWAY: 1-7

DIV: 2-6 CONF: 2-10 NCONF: 0-4

DATE	RESULTS	OPPONENT	ATTENDANCE
9/6	W 29-28	@ New England	49,977
9/13	L 3-35	BUFFALO	45,772
9/20	L 10-28	@ Denver	74,804
9/27	L 28-31	MIAMI	42,452
10/4	L 17-23	@ Buffalo	77,811
10/11	L 19-41	CINCINNATI	35,881
10/18	L 14-43	SAN DIEGO	48,679
10/25	L 28-42	@ Cleveland	78,986
11/1	L 10-27	@ Miami	46,061
11/8	L 14-41	NEW YORK JETS	36,373
11/15	L 13-38	@ Philadelphia	72,200
11/22	L 24-35	ST. LOUIS	32,782
11/29	L 0-25	@ New York Jets	53,593
12/6	L 13-37	DALLAS	60,586
12/13	L 14-38	@ Washington	55,045
12/20	W 23-21	NEW ENGLAND	34,127

SCORING	TDR	TDP	TDR/T	PAT	FG	S	TP
Dickey	7	3					60
Wood				29-33	10-18		59
Butler		9					54
McMillan	3	1					24
Carr		3					18
McCall		2					12
McCauley		2					12
Landry		1					6
Dixon		1					6
Franklin	1						6
Taylor						1	2
COLTS	11	21	1	29-33	10-18	1	259
OPPONENTS	30	37	1	65-68	20-31	0	533

INTERCEPTIONS	NO.	YDS.	AVG.	LG	TD
Braziel	3	35	11.7	27	0
Laird	3	59	19.7	24	0
Glasgow	2	35	17.5	31	0
Smith	2	11	5.5	8	0
Hatchett	2	8	4.0	8	0
Anderson	1	49	49.0	49	0
Kraus	1	10	10.0	10	0
Green	1	3	3.0	3	0
Pickney	1	0	0.0	0	0
COLTS	16	210	13.1	49	0
OPPONENTS	23	281	12.2	44	1

FGS	1-9	20-29	30-39	40-49	50+	TOT.
Wood	2-2	2-3	3-5	3-7	0-1	10-18
COLTS	2-2	2-3	3-5	3-7	0-1	10-18
OPP.	0-0	6-7	9-11	5-12	0-1	20-31

PUNTING	NO.	YDS.	AVG.	TB	IN20	LG	BLK.
Garrett	78	3071	39.4	2	11	57	0
COLTS	78	3071	39.4	2	11	57	0
OPPONENTS	48	1817	37.9	11	13	54	2

TEAM STATISTICS	COLTS	OPP
TOTAL FIRST DOWNS	274	406
Rushing	95	162
Passing	158	214
Penalty	21	30
3rd Down M/A/Pct	66/198/33.3	107/208/51.4
TOTAL NET YARDS	4908	6793
Avg. Per Game	306.8	424.6
Total Plays	957	1111
Avg. Per Play	5.1	6.1
NET YARDS RUSHING	1850	2665
Avg. Per Game	115.6	166.6
Total Rushes	441	607
NET YARDS PASSING	3058	4128
Avg. Per Game	191.1	258.0
Tackled/Yards Lost	37/321	13/100
Gross Yards	3379	4228
Att./Completions	479/265	491/201
Completion Pct.	55.3	61.3
Had Intercepted	23	16
PUNTS/AVERAGE	78/39.4	48/37.9
NET PUNTING AVG.	33.7	32.1
PENALTIES/YARDS	106/913	101/776
FUMBLES/BALL LOST	27/14	28/14
TOUCHDOWNS	33	68
Rushing	11	30
Passing	21	37
Defense/Kicking	1/0	1/0
TIME OF POSSESSION	26:28	33:32

Wood:	(48,19,35)	(22)	(21)	(1)	(32)	(19,51)	(1)
	(46,28,30)	(44)	(44)	(1)	(43,40)	(1)	(39)
	(30,46)						
OPP.:	(50,39)	(49)	(36)	(27)	(43,34,44,45)		
	(38,24)	(30)	(1)	(41,32)	(25,41)	(40,44,32)	
	(40,42)	(37,22,27,27,26,48)	(42,35,31)				
	(32)	(1)					

PUNT RETURNS	NO.	FC	YDS.	AVG.	LG	TD
Shula	10	7	50	5.0	11	0
Anderson	2	0	6	3.0	6	0
COLTS	12	7	56	4.7	11	0
OPPONENTS	44	10	402	9.1	46	0

KICKOFF RETURNS	NO.	YDS.	AVG.	LG	TD
Dixon	36	737	20.5	46	0
Williams	20	399	20.0	35	0
Anderson	20	393	19.7	30	0
Shula	5	65	13.0	16	0
Glasgow	1	35	35.0	35	0
Sims	1	22	22.0	22	0
Foote	1	0	0.0	0	0
COLTS	84	1651	19.7	46	0
OPPONENTS	43	864	20.1	34	0

USUAL STARTERS

OFFENSE			DEFENSE		
WR	Roger Carr	LDE	Donnell Thompson		
LT	Wade Griffin	LDT	Herb Orvis		
LG	Robert Pratt	RDT	Anthony Green		
C	Ray Donaldson	RDE	Mike Ozdowski		
RG	Ken Huff	LLB	Sanders Shiver		
RT	Jeff Hart	MLB	Joe Federspiel		
TE	Reese McCall	RLB	Barry Krauss		
WR	Ray Butler	LCB	Derrick Hatchett		
QB	Bert Jones	RCB	Larry Braziel		
RB	Curtis Dickey	SS	Bruce Laird		
RB	Randy McMillan	FS	Nesby Glasgow		

SCORE BY PERIODS	1	2	3	4	TOTAL
COLTS	63	52	75	69	259
OPPONENTS	121	186	105	121	533

RUSHING	NO.	YDS.	AVG.	LG	TD
Dickey	164	779	4.8	67t	7
McMillan	149	597	4.0	42	3
Dixon	73	285	3.9	41	0
Jones	20	85	4.3	17	0
Franklin	21	52	2.5	8	1
McCauley	10	37	3.7	8	0
Landry	1	11	11.0	11	0
Garrett	2	4	2.0	3	0
Anderson	1	0	0.0	0	0
COLTS	441	1850	4.2	67t	11
OPPONENTS	607	2665	4.4	59t	30

RECEIVING	NO.	YDS.	AVG.	LG	TD
McMillan	50	466	9.3	31	1
Butler	46	832	18.1	67t	9
Carr	38	584	15.4	43	3
Dickey	37	419	11.3	50	3
McCauley	36	347	9.6	31	2
McCall	21	314	15.0	65t	2
Dixon	17	169	9.9	41	1
Burke	10	153	15.3	24	0
Franklin	6	39	6.5	10	0
Sherwin	2	19	9.5	11	0
DeRoo	1	38	38.0	38	0
Huff	1	-1	-1.0	-1	0
COLTS	265	3379	12.8	67t	21
OPPONENTS	301	4228	14.0	75	37

PASSING	ATT.	COMP.	YDS.	PCT.	AVG./ATT.	TD	TD%	INT.	INT%	LG	SACKED	RATING
Jones	426	244	3094	57.3	7.26	21	4.9	20	4.7	67t	31/263	76.8
Landry	29	14	195	48.3	6.72	0	0.0	1	3.4	24t	5/60	56.7
Humm	24	7	90	29.2	3.75	0	0.0	2	8.3	20t	1/8	25.4
COLTS	479	265	3379	55.3	7.05	21	4.4	23	4.8	67t	37/321	72.2
OPPONENTS	491	301	4228	61.3	8.61	37	7.5	16	3.3	75t	13/100	100.2

RECORDS



1982

RECORD: 0-8-1 COACH: FRANK KUSH
14TH — AMERICAN FOOTBALL CONFERENCE
HOME: 0-3-1 AWAY: 0-5
DIV: 0-5 CONF: 0-7 NCONF: 0-1-1

DATE	RESULTS	OPPONENT	ATTENDANCE
9/12	L 13-24	NEW ENGLAND	39,055
9/19	L 20-24	@ Miami	51,999
9/26		NEW YORK JETS	Canceled
10/3		@ Detroit	Canceled
10/10		BUFFALO	Canceled
10/17		@ Cleveland	Canceled
10/24		MIAMI	Postponed to 1/2/83
10/31		TAMPA BAY	Canceled
11/7		@ New England	Canceled
11/14		OAKLAND	Canceled
11/21	L 0-37	@ New York Jets	46,970
11/28	L 0-20	@ Buffalo	33,985
12/5	L 17-20	CINCINNATI	23,598
12/12	L 10-13	@ Minnesota	53,981
12/19	T 20-20	GREEN BAY	25,920
12/26	L 26-44	@ San Diego	49,711
1/2	L 7-34	MIAMI	19,073

TEAM STATISTICS	COLTS	OPP
TOTAL FIRST DOWNS	152	197
Rushing	62	87
Passing	80	89
Penalty	10	21
3rd Down M/A/Pct	50/124/40.3	52/119/43.7
4th Down M/A/Pct	10/17/58.8	2/5/40.0
TOTAL NET YARDS	2483	3296
Avg. Per Game	275.9	366.2
Total Plays	596	605
Avg. Per Play	4.2	5.4
NET YARDS RUSHING	1044	1473
Avg. Per Game	116.0	163.7
Total Rushes	293	348
NET YARDS PASSING	1439	1823
Avg. Per Game	159.9	202.6
Tackled/Yards Lost	20/174	11/97
Gross Yards	1613	1920
Att./Completions	283/142	246/138
Completion Pct.	50.2	56.1
Had Intercepted	10	5
PUNTS/AVERAGE	46/44.4	41/39.9
NET PUNTING AVG.	34.3	35.5
PENALTIES/YARDS	52/433	59/466
FUMBLES/BALL LOST	24/11	11/5
TOUCHDOWNS	12	28
Rushing	4	10
Passing	6	18
Defense/Kicking	1/1	0/0
TIME OF POSSESSION	28:38	31:22

SCORE BY PERIODS	1	2	3	4	TOTAL
COLTS	13	40	23	37	113
OPPONENTS	54	77	68	37	236

SCORING	TDR	TDP	TDRT	PAT	FG	S	TP
Wood		6-6	6-10	24			
Miller			5-5	4-8	17		
Butler	2						
Bouza	2						
Krauss	1						
Page	1						
Beach	1						
Burroughs			1				
McMillan	1						
Dickey	1						
Sherwin		1					
Dixon	1						
COLTS	4	6	2	11-11	10-18	0	113
OPPONENTS	10	18	0	26-28	14-19	0	236

FGS	1-19	20-29	30-39	40-49	50+	TOT.
Wood	0-0	0-1	3-5	2-3	1-1	6-10
Miller	0-0	1-1	0-3	2-3	1-1	4-8
COLTS	0-0	1-2	3-8	4-6	2-2	10-18
OPP.	1-1	5-5	2-3	6-9	0-1	14-19

Wood: (49,37,30)/(51,48) (32) () (33,40) (39,25) () () ()

Miller: () () () () () (23,40,44)(46,58) (37,36,34) ()

OPP.: (24) (29) (43,37,19) (47,34,41) () () () () (40,40,23,40) (40,25,47) (45,53) (34,25)

RUSHING	NO.	YDS.	AVG.	LG	TD
McMillan	101	305	3.0	13	1
Dixon	58	249	4.3	32	1
Dickey	66	232	3.5	25	1
Franklin	43	152	3.5	18	0
Page	19	82	4.3	32	1
Butler	3	10	3.3	10	0
Stark	1	8	8.0	8	0
Wright	1	3	3.0	3	0
Schlichter	1	3	3.0	3	0
COLTS	293	1044	3.6	32	4
OPPONENTS	348	1473	4.2	54	10

RECEIVING	NO.	YDS.	AVG.	LG	TD
Bouza	22	287	13.0	34	2
Sherwin	21	280	13.3	33	0
Dickey	21	228	10.9	34	0
Dixon	20	185	9.3	24	0
Butler	17	268	15.8	53t	2
McMillan	15	90	6.0	17	0
Franklin	9	61	6.8	15	0
Henry	7	110	15.7	23	0
Beach	4	45	11.3	17	1
Smith	2	36	18.0	23	0
McCall	2	6	3.0	4	0
Wright	1	12	12.0	12	0
Krauss	1	5	5.0	5t	1
COLTS	142	1613	11.4	53t	6
OPPONENTS	138	1920	13.9	55t	18

INTERCEPTIONS	NO.	YDS.	AVG.	LG	TD
Anderson, K.	2	25	12.5	25	0
Burroughs	1	94	94.0	94t	1
Bracelin	1	31	31.0	31	0
Hatchett	1	0	0.0	0	0
COLTS	5	150	30.0	94t	1
OPPONENTS	10	129	12.9	26	0

PUNTING	NO.	YDS.	AVG.	TB	IN20	LG	BLK.
Stark	46	2044	44.4	12	8	60	0
COLTS	46	2044	44.4	12	8	60	0
OPPONENTS	41	1634	39.9	5	13	67	0

PUNT RETURNS	NO.	FC	YDS.	AVG.	LG	TD
Anderson, L.	8	3	54	6.8	28	0
Glasgow	4	5	24	6.0	8	0
Bouza	2	5	0	0.0	0	0
COLTS	14	13	78	5.6	28	0
OPPONENTS	26	4	226	8.7	29	0

KICKOFF RETURNS	NO.	YDS.	AVG.	LG	TD
Anderson, L.	27	517	19.7	33	0
Dixon	11	197	17.9	27	0
Bouza	3	31	10.3	12	0
Franklin	1	8	8.0	8	0
COLTS	42	753	17.9	33	0
OPPONENTS	25	538	21.5	30	0

SACKS: Colts 11.0; Opponents 20.0; Wisniewski 2.5-18; Krauss 2-28; Bracelin 2-13; Thompson 1.5-11; Cooks 1-9; Delaney 1-9; Hunter 1-9

USUAL STARTERS

OFFENSE		DEFENSE	
WR	Matt Bouza	LDE	Donnell Thompson
LT	John Sinnott	NT	Leo Wisniewski
LG	Terry Crouch	RDE	Fletcher Jenkins
C	Ray Donaldson	LOLB	Sanders Shiver
RG	Ken Huff	LILB	Johnnie Cooks
RT	Jeff Hart	RILB	Barry Krauss
TE	Tim Sherwin	ROLB	Greg Bracelin
WR	Ray Butler	LCB	James Burroughs
QB	Mike Page	RCB	Derrick Hatchett
RB	Curtis Dickey	SS	Larry Anderson
RB	Randy McMillan	FS	Nesby Glasgow

PASSING	ATT.	COMP.	YDS.	PCT.	AVG./ATT.	TD	TD%	INT.	INT%	LG	SACKED	RATING
Page	221	111	1281	50.2	5.80	5	2.3	7	3.2	53t	16/129	62.4
Schlichter	37	17	197	45.9	5.32	0	0.0	2	5.4	24t	3/35	40.0
Humm	23	13	130	56.5	5.65	0	0.0	1	4.3	18t	1/10	55.0
Wood	1	1	5	100.0	5.00	1	100.0	0	0.0	5t	0/0	127.1
Stark	1	0	0	0.0	0.00	0	0.0	0	0.0	0	0/0	39.6
COLTS	283	142	1613	50.2	5.70	6	2.1	10	3.5	53t	20/174	60.0
OPPONENTS	246	138	1920	56.1	7.80	18	7.3	5	2.0	55t	11/97	97.3

RECORDS



1983

RECORD: 7-9 COACH: FRANK KUSH
FOURTH — AFC EASTERN DIVISION

HOME: 3-5 AWAY: 4-4

DIV: 3-5 CONF: 5-9 NCONF: 2-0

DATE	RESULTS	OPPONENT	ATTENDANCE
9/4	W 29-23 OT	@ New England	45,526
9/11	L 10-17	DENVER	52,613
9/18	L 23-28	@ Buffalo	40,937
9/25	W 22-19 OT	CHICAGO	35,708
10/2	W 34-31	@ Cincinnati	48,104
10/9	W 12-7	NEW ENGLAND	37,013
10/16	L 7-30	BUFFALO	39,765
10/23	L 7-21	MIAMI	45,768
10/30	W 22-21	@ Philadelphia	59,150
11/6	W 17-14	@ New York Jets	53,323
11/13	L 13-24	PITTSBURGH	61,479
11/20	L 0-37	@ Miami	54,482
11/27	L 23-41	@ Cleveland	65,814
12/4	L 6-10	NEW YORK JETS	35,462
12/11	L 19-21	@ Denver	74,854
12/18	W 20-10	HOUSTON	27,934

TEAM STATISTICS	COLTS	OPP
TOTAL FIRST DOWNS	272	321
Rushing	146	123
Passing	110	166
Penalty	16	32
3rd Dwn. M/A/Pct.	77/226/34.1	83/203/40.9
4th Dwn. M/A/Pct.	4/9/44.4	5/10/50.0
TOTAL NET YARDS	5018	5640
Avg. Per Game	313.6	352.5
Total Plays	1025	1045
Avg. Per Play	4.9	5.4
NET YARDS RUSHING	2695	2118
Avg. Per Game	168.4	132.4
Total Rushes	601	516
NET YARDS PASSING	2323	3522
Avg. Per Game	145.2	220.1
Tackled/Yards Lost	47/340	41/310
Gross Yards	2663	3832
Att./Completions	377/188	488/281
Completion Pct.	49.9	57.6
Had Intercepted	22	20
PUNTS/AVERAGE	91/45.3	80/41.6
NET PUNTING YARDS	36.3	37.2
PENALTIES/AVG.	120/986	79/687
FUMBLES/BALL LOST	32/11	29/16
TOUCHDOWNS	25	45
Rushing	10	13
Passing	12	31
Defense/Kicking	2/1	0/1
TIME OF POSSESSION	29:37	30:23

SCORE BY PERIODS	1	2	3	4	OT	TOTAL
COLTS	44	86	57	68	9	264
OPPONENTS	62	136	52	102	0	354

SCORING	TDR	TDP	TDR/T	PAT	FG	S	TP
Allegre					22-24	30-35	112
Dickey	4	3					42
McMillan	5	1					36
Henry	4						24
Butler	3						18
Anderson, L.			1				6
Cooks			1				6
Moore	1						6
Anderson, K.			1				6
Beach		1					6
Thompson						1	2
COLTS	10	12	3	22-24	30-35	1	264
OPPONENTS	13	31	1	42-45	14-23	0	354

FGS	1-19	20-29	30-39	40-49	50+	TOT.
Allegre	1-1	4-5	11-12	10-12	4-5	30-35
COLTS	1-1	4-5	11-12	10-12	4-5	30-35
OPP.	1-1	4-5	4-6	5-8	0-3	14-23

Allegre:	(25.52.33)	(32)	(28.49.45)	(37.47.45.33)
	(19.53)	(52)	(36)	(1)
	(38.39.37)	(42.27.30)	(42)	(46.46.37)
	(1)	(31)	(26.41)	(42.55.41.26.64)
	(48.37)			

OPP.:	(36.33.39)	(42)	(50)	(45.49.21)	(19)	(41)
	50.23.40.30	(1)	(62)	(49)	(42.28)	(42)
	(26.27)	(31)	(1)	(34)		

RUSHING	NO.	YDS.	AVG.	LG	TD
Dickey	254	1122	4.4	56	4
McMillan	198	802	4.1	39t	5
Pagel	54	441	8.2	33	0
Moore	57	205	3.6	13	1
Williams	28	77	2.8	13	0
Reed	2	27	13.5	18	0
Dixon	5	14	2.8	7	0
Stark	1	8	8.0	8	0
Herrmann	1	0	0.0	0	0
Krauss	1	-1	-1.0	-1	0
COLTS	601	2695	4.5	56	10
OPPONENTS	516	2118	4.1	77	13

RECEIVING	NO.	YDS.	AVG.	LG	TD
Henry	30	416	13.9	40t	4
Porter, T.	28	384	13.7	38	0
Bouza	25	385	15.4	26	0
Sherwin	25	358	14.3	30	0
Dickey	24	483	20.1	72t	3
McMillan	24	195	8.1	25	1
Butler	10	207	20.7	60	3
Oatis	6	93	15.5	25	0
Moore	6	38	6.3	16	0
Beach	5	56	11.2	16	1
Williams	4	46	11.5	19	0
Dixon	1	2	2.0	2	0
COLTS	188	2663	14.2	72t	12
OPPONENTS	281	3832	13.6	85t	31

INTERCEPTIONS	NO.	YDS.	AVG.	LG	TD
Hatchett	4	36	9.0	25	0
Glasgow	3	35	11.7	18	0
Anderson, K.	2	81	40.5	71t	1
Bracelin	2	19	9.5	19	0
Delaney	2	16	8.0	11	0
Burroughs	2	8	4.0	8	0
Randle	1	41	41.0	41	0
Williams, K.	1	32	32.0	32	0
Maxwell	1	31	31.0	31	0
Cooks	1	15	15.0	15	0
Anderson, L.	1	0	0.0	0	0
COLTS	20	314	15.7	71t	1
OPPONENTS	22	117	5.3	34	0

PUNTING NO.	YDS.	AVG.	TB	IN20	LG	BLK.
Stark	91	4124	45.3	9	20	68
COLTS	91	4124	45.3	9	20	68
OPPONENTS	80	3329	41.6	3	27	64

PUNT RETURNS	NO.	FC	YDS.	AVG.	LG	TD
Anderson, L.	20	4	138	6.9	20	0
Porter, R.	14	5	104	7.4	56	0
Williams, K.	9	4	43	4.8	13	0
Glasgow	1	1	9	9.0	9	0
COLTS	44	14	294	6.7	50	0
OPPONENTS	55	7	642	11.7	60t	1

KICKOFF RETURNS	NO.	YDS.	AVG.	LG	TD
Williams, K.	20	494	24.7	90	0
Porter, R.	18	336	18.7	28	0
Anderson, L.	18	309	17.2	26	0
Dixon	2	23	11.5	14	0
Moore	2	40	20.0	23	0
Bouza	1	4	4.0	4	0
Beach	1	0	0.0	0	0
COLTS	62	1198	19.3	90	0
OPPONENTS	61	1138	18.7	38	0

SACKS: Colts 41.0; Opponents 47.0; Maxwell 11-9.0; Bracelin 5.5-50.5; Wisniewski 5-41; Cooks 5-33; Thompson 4-27; Ballard 2-7; Waechter 1.5-13.5; Parker 1.5-13; Odom 1-11; Krauss 1-9; Glasgow 1-6; K. Williams 1-3; Shiver 1-2; K. Anderson 5-4

USUAL STARTERS

PRO BOWLERS IN BOLDFACE

	OFFENSE	DEFENSE
WR	Matt Bouza	LDE Donnell Thompson
	Tracy Porter	NT Leo Wisniewski
LT	Karl Baldschwieler	RDE Steve Parker
LG	Chris Hinton	LOLB Greg Bracelin
C	Ray Donaldson	LILB Johnnie Cooks
RG	Steve Wright	RILB Barry Krauss
RT	Jeff Hart	ROLB Vernon Maxwell
TE	Tim Sherwin	LCB James Burroughs
WR	Ray Butler,	RCB Derrick Hatchett,
	Bernard Henry	Tate Randle
QB	Mike Pagel	SS Larry Anderson
RB	Curtis Dickey	FS Nesty Glasgow
RB	Randy McMillan	

PASSING	ATT.	COMP.	YDS.	PCT.	AVG./ATT.	TD	TD%	INT.	INT%	LG	SACKED	RATING
Pagel	328	163	2353	49.7	7.17	12	3.7	17	5.2	72t	40/278	64.0
Herrmann	36	18	256	50.0	7.11	0	0.0	3	8.3	35t	7/62	38.8
Reed	10	6	34	60.0	3.40	0	0.0	1	10.0	16t	0/0	26.7
Taylor	2	1	20	50.0	10.00	0	0.0	1	0.0	20t	0/0	45.8
Stark	1	0	0	0.0	0.00	0	0.0	0	0.0	0	0/0	39.6
COLTS	377	188	2663	49.9	7.06	12	3.2	22	5.8	72t	47/340	59.4
OPPONENTS	488	281	3832	57.6	7.85	31	6.4	20	4.0	85t	41/310	87.4

RECORDS



1984

**RECORD: 4-12 COACH: FRANK KUSH (15), HAL HUNTER (1)
FOURTH – AFC EASTERN DIVISION**

HOME: 2-6 AWAY: 2-6

DIV: 2-6 CONF: 4-8 NCONF: 0-4

***Sellout**

DATE	RESULTS	OPPONENT	ATTENDANCE
9/2	L 14-23	NEW YORK JETS	*60,398
9/9	W 35-21	@ Houston	43,820
9/16	L 33-34	ST. LOUIS	*60,274
9/23	L 7-44	@ Miami	55,413
9/30	W 31-17	BUFFALO	*60,032
10/7	L 7-35	WASHINGTON	*60,012
10/14	L 7-16	@ Philadelphia	50,277
10/21	W 17-16	PITTSBURGH	*60,026
10/28	L 3-22	@ Dallas	58,724
11/4	L 10-38	SAN DIEGO	*60,143
11/11	W 9-5	@ New York Jets	51,066
11/18	L 17-50	NEW ENGLAND	*60,009
11/25	L 7-21	@ Los Angeles Raiders	40,289
12/2	L 15-21	@ Buffalo	20,693
12/9	L 17-35	MIAMI	*60,411
12/16	L 10-16	@ New England	22,383

TEAM STATISTICS	COLTS	OPP
TOTAL FIRST DOWNS	254	343
Rushing	114	124
Passing	117	194
Penalty	23	25
3rd Dwn. M/A/Pct.	65/214/29.9	97/229/42.4
4th Dwn. M/A/Pct.	15/24/62.5	8/17/47.0
TOTAL NET YARDS	4132	5577
Avg. Per Game	258.3	348.6
Total Plays	979	1116
Avg. Per Play	4.2	5.0
NET YARDS RUSHING	2025	2007
Avg. Per Game	126.6	125.4
Total Rushes	510	559
NET YARDS PASSING	2107	3570
Avg. Per Game	131.7	223.1
Tackled/Yards Lost	58/436	42/320
Gross Yards	2543	3890
Att./Completions	411/206	515/298
Completion Pct.	50.1	57.9
Had Intercepted	22	18
PUNTS/AVERAGE	98/44.7	80/42.0
NET PUNTING AVG.	37.2	36.6
PENALTIES/YARDS	95/798	98/813
FUMBLES/BALL LOST	35/17	29/13
TOUCHDOWNS	28	50
Rushing	13	16
Passing	13	31
Defense/Kicking	1/1	3/0
TIME OF POSSESSION	27:24	32:36

SCORE BY PERIODS	1	2	3	4	TOTAL
COLTS	31	87	46	75	239
OPPONENTS	92	143	74	105	414

SCORING	TDR	TDP	TDR	PAT	FG	S	TP
Allegre				14-14	11-18		47
Butler		6					36
McMillan	5						30
Biasucci				13-14	3- 5		22
Dickey	3						18
Henry	1	2					12
Middleton	1	1					12
Moore	2						12
Porter	2						12
Young	2						12
Kafentzis			1				6
Pagel	1						6
Schlichter	1						6
Smith			1				6
Humiston						1	2
COLTS	13	13	2	27-28	14-23	1	239
OPPONENTS	16	31	3	47-50	21-23	0	414

FGS	1-19	20-29	30-39	40-49	50+	TOT.
Allegre	0-0	4-4	1-2	3-6	3-6	11-18
Biasucci	0-0	1-1	0-0	1-1	1-3	3-5
COLTS	0-0	5-5	1-2	4-7	4-9	14-23
OPP.	2-2	9-9	5-5	4-6	1-1	21-23

Allegre:	(0 0 0 0 0 0)	(52)	(41)	(52)	(34,54)		
(44,47,46,25,45)	(35,61)	(1)	(28,21)	(52,54)			
(25,42)							
Biasucci:	(0 1)	(21,50)	(55)	(52,43)	(0 0 0 0 0 0 0 0 0 0)		
OPP.:	(43,29)	(1)	(47,46)	(27,44)	(23)	(1)	(34,32,33)
(53,25,43)	(19,19,24)	(23)	(27)	(28,40)	(0 0 0 0)		
(21,34,36)							

RUSHING	NO.	YDS.	AVG.	LG	TD
McMillan	163	705	4.3	31t	5
Dickey	131	523	4.0	30	3
Middleton	92	275	3.0	20	1
Pagel	26	149	5.7	23	1
Schlichter	19	145	7.6	22	1
Moore	38	127	3.3	18	2
Wonsley	37	111	3.0	13	0
Stark	2	0	0.0	0	0
Smith	2	-10	-5.0	-3	0
COLTS	510	2025	4.0	31t	13
OPPONENTS	559	2007	3.6	30	16

RECEIVING	NO.	YDS.	AVG.	LG	TD
Butler	43	664	15.4	74	6
Porter	39	590	15.1	63	2
Bouza	22	270	12.3	22	0
McMillan	19	201	10.6	44	0
Middleton	15	112	7.5	16	1
Young	14	164	11.7	28	2
Dickey	14	135	9.6	33	0
Shenwin	11	169	15.4	26	0
Henry	11	139	12.6	19	2
Moore	9	52	5.8	12	0
Wonsley	9	47	5.2	17	0
COLTS	206	2543	12.3	74t	13
OPPONENTS	298	3890	13.1	80t	31

INTERCEPTIONS	NO.	YDS.	AVG.	LG	TD
Daniel	6	25	4.2	18	0
Randle	3	66	22.0	54	0
Krauss	3	20	6.7	18	0
Burroughs	3	9	3.0	6	0
Kafentzis	1	59	59.0	59t	1
Glasgow	1	8	8.0	8	0
Davis	1	3	3.0	3	0
COLTS	18	190	10.6	59t	1
OPPONENTS	22	423	19.2	50	2

PUNTING NO.	YDS.	AVG.	TB	IN20	LG	BLK.
Stark	98	4383	44.7	7	21	72
COLTS	98	4383	44.7	7	21	72
OPPONENTS	80	3363	42.0	8	29	66

PUNT RETURNS	NO.	FC	YDS.	AVG.	LG	TD
Anderson	27	7	182	6.7	19	0
Glasgow	7	2	79	11.3	35	0
Bouza	3	3	17	5.7	11	0
Pajdien	1	0	0	0.0	0	0
COLTS	38	12	278	7.3	35	0
OPPONENTS	62	15	600	9.7	38	0

KICKOFF RETURNS	NO.	YDS.	AVG.	LG	TD
Anderson	22	525	23.9	69	0
Smith	32	651	20.3	96t	1
Kafentzis	5	69	13.8	22	0
Wonsley	4	52	13.0	20	0
Moore	2	19	9.5	10	0
Middleton	1	11	11.0	11	0
Hathaway	1	2	2.0	2	0
Shenwin	1	2	2.0	2	0
Radachowsky	1	0	0.0	0	0
COLTS	69	1331	19.3	96t	1
OPPONENTS	42	849	20.2	45	0

SACKS: Colts 42.0; Opponents 58.0; Cooks 11.5-10.3; Maxwell 8.5-5.7; Wisniewski 7-4.5; Thompson 4-2.9; Odom 3-3.1; White 2-1.6; Bracelin 2-1.4; Winter 2-1.1; Krauss 1-8; Parker 1-6

USUAL STARTERS

OFFENSE	DEFENSE
WR Tracy Porter	LDE Donnell Thompson
LT Chris Hinton	NT Leo Wisniewski
RB Steve Wright	RDE Blaise Winter
LG Ben Utt	LOLB Johnnie Cooks
C Ray Donaldson	LILB Cliff Odom
RG Ron Solt	RILB Barry Krauss
RT Jim Mills	ROLB Vernon Maxwell
TE Dave Young	LCB Preston Davis
WR Ray Butler	RCB Eugene Daniel
QB Mike Pagel	SS Mark Kafentzis
RB Curtis Dickey	FS Nesby Glasgow
RB Randy McMillan	

PASSING	ATT.	COMP.	YDS.	PCT.	AVG./ATT.	TD	TD%	INT.	INT%	LG	SACKED	RATING
Pagel	212	114	1426	53.8	6.73	8	3.8	8	3.8	54t	28/201	71.8
Schlichter	140	62	702	44.3	5.01	3	2.1	7	5.0	54t	23/170	46.2
Herrmann	56	29	352	51.8	6.29	1	1.8	6	10.7	74t	7/65	37.8
Dickey	1	1	63	100.0	63.00	1	100.0	0	0.0	63t	0/0	158.3
Moore	1	0	0	0.0	0.00	0	0.0	0	0.0	0	0/0	39.6
Stark	1	0	0	0.0	0.00	0	0.0	1	100.0	0	0/0	0.0
COLTS	411	206	2543	50.1	6.19	13	3.2	22	5.4	74t	58/436	57.9
OPPONENTS	515	298	3890	57.9	7.55	31	6.0	18	3.5	80t	42/320	87.3

RECORDS



1985

RECORD: 5-11 COACH: ROD DOWHOWER
FOURTH – AFC EASTERN DIVISION

HOME: 4-4 AWAY: 1-7

DIV: 1-7 CONF: 2-10 NCONF: 3-1

*Sellout	DATE	RESULTS	OPPONENT	ATTENDANCE
9/8	L	3-45	@ Pittsburgh	57,249
9/15	L	13-30	@ Miami	53,693
9/22	W	14- 6	DETROIT	*60,042
9/29	L	20-25	@ New York Jets	61,987
10/6	W	49-17	BUFFALO	*60,003
10/13	L	10-15	DENVER	*60,128
10/20	L	9-21	@ Buffalo	28,430
10/27	W	37-10	GREEN BAY	*59,708
11/3	L	17-35	NEW YORK JETS	*59,683
11/10	L	15-34	@ New England	54,176
11/17	L	20-34	MIAMI	*59,666
11/24	L	7-20	@ Kansas City	21,762
12/1	L	31-38	NEW ENGLAND	*56,740
12/8	L	10-17	@ Chicago	59,997
12/15	W	31-23	@ Tampa Bay	25,577
12/22	W	34-16	HOUSTON	*55,818

TEAM STATISTICS	COLTS	OPP
TOTAL FIRST DOWNS	282	330
Rushing	131	124
Passing	130	192
Penalty	21	14
3rd Dwn. M/A/Pct.	81/215/37.7	103/229/45.0
4th Dwn. M/A/Pct.	12/17/70.6	10/14/71.4
TOTAL NET YARDS	5006	5599
Avg. Per Game	312.9	349.9
Total Plays	988	1079
Avg. Per Play	5.1	5.2
NET YARDS RUSHING	2439	2145
Avg. Per Game	152.4	134.1
Total Rushes	485	539
NET YARDS PASSING	2567	3454
Avg. Per Game	160.4	215.9
Tackled/Yards Lost	35/244	36/267
Gross Yards	2811	3721
Att./Completions	468/235	504/275
Completion Pct.	50.2	54.6
Had Intercepted	20	16
PUNTS/AVERAGE	80/44.8	72/41.4
NET PUNTING AVG.	34.2	33.0
PENALTIES/YARDS	87/678	90/699
FUMBLES/BALL LOST	27/14	32/17
TOUCHDOWNS	39	45
Rushing	22	20
Passing	15	24
Defense/Kicking	1/1	0/1
TIME OF POSSESSION	28:49	31:11

SCORE BY PERIODS	1	2	3	4	TOTAL
COLTS	65	98	52	105	320
OPPONENTS	81	145	64	96	386

SCORING	TDR	TDP	TDR	TDP	PAT	FG	S	TP
Allegre					36-39	16-26		84
McMillan	7							42
Beach		6						36
Wonsley	6							36
Capers	1	4						30
Bentley	2							12
Bouza		2						12
Butler		2						12
Gill	2							12
Page	2							12
Kofler	1							6
Martin			1					
GMiddleton	1							6
Young				1				6
Williams				1				6
Handle							1	2
COLTS	22	15	2	36-39	16-26			1 320
OPPONENTS	20	24	1	41-45	25-31			0 386

FGS	1-19	20-29	30-39	40-49	50+	TOT.
Allegre	0-0	9-11	5-6	2-6	0-3	16-26
COLTS	0-0	9-11	5-6	2-6	0-3	16-26
OPP.	1-1	6-8	8-8	10-12	0-2	25-31

Allegre:	(39)	(35)	(48.51)	(40.29)	()	(53.28)	(41.27)	(38)
(24.26, 47.22, 44)	(23)	()	(28.30)	(46)	(25)			
(25.30, 55)	(33, 21)	()						
OPP.:	(30.51)	(22.25, 52.40)	(37.35)	(22.35, 48.45)				
(45)	(43.32, 30.18, 26)	()	(29)	()	(41.30)			
(45.44, 26)	(29.42)	(35)	(20)	(48.48)	(45)			

RUSHING	NO.	YDS.	AVG.	LG	TD
McMillan	190	858	4.5	38	7
Wonsley	138	716	5.2	36	6
Bentley	54	288	5.3	26t	2
Gill	45	262	5.8	67	2
Page	25	160	6.4	29	2
Middleton	13	35	2.7	13	1
Dickey	9	34	3.8	11	0
Kofler	4	33	8.3	23	1
Martin	1	23	23.0	23	0
Capers	3	18	6.0	20t	1
Schlichter	2	13	6.5	9	0
Butler	1	-1	-1.0	-1	0
COLTS	485	2439	5.0	67	22
OPPONENTS	539	2145	4.0	28	20

RECEIVING	NO.	YDS.	AVG.	LG	TD
Beach	36	376	10.4	30	6
Wonsley	30	257	8.6	26	0
Bouza	27	381	14.1	40	2
Capers	25	438	17.5	80t	4
Boyer	25	274	11.0	33	0
McMillan	22	115	5.2	17	0
Butler	19	345	18.2	72t	2
Bentley	11	85	7.7	16	0
Martin	10	128	12.8	22	0
Williams	9	175	19.4	30	1
Sherwin	5	64	12.8	29	0
Middleton	5	54	10.8	34	0
Gill	5	52	10.4	20	0
Dickey	3	30	10.0	11	0
Henry	2	31	15.5	16	0
Page	1	6	6.0	6	0
COLTS	235	2811	12.0	80t	15
OPPONENTS	275	3721	13.5	59	24

INTERCEPTIONS	NO.	YDS.	AVG.	LG	TD
Daniel	8	53	6.6	29	0
Davis	2	14	7.0	7	0
Cooks	1	7	7.0	7	0
Anderson	1	1	1.0	1	0
Bickett	1	0	0.0	0	0
Krauss	1	0	0.0	0	0
Randle	1	0	0.0	0	0
Young	1	0	0.0	0	0
COLTS	16	75	4.7	29	0
OPPONENTS	20	232	11.6	41	0

PUNTING NO.	YDS.	AVG.	TB	IN20	LG	BLK.	
Stark	78	3584	45.9	14	12	68	2
COLTS	80	3584	44.8	14	12	68	2
OPPONENTS	72	2982	41.4	8	19	64	1

PUNT RETURNS	NO.	FC	YDS.	AVG.	LG	TD
Martin	40	7	443	11.1	70t	1
Daniel	1	1	6	6.0	6	0
Lowry	1	0	0	0.0	0	0
Young	0	1	0	0.0	0	0
COLTS	42	9	449	10.7	70t	1
OPPONENTS	43	8	572	13.3	77t	1

KICKOFF RETURNS	NO.	YDS.	AVG.	LG	TD
Bentley	27	674	25.0	48	0
Martin	32	638	19.9	36	0
Williams	3	44	14.7	21	0
Middleton	1	20	20.0	20	0
Young	2	15	7.5	17	0
Gill	1	6	6.0	6	0
Lee	1	6	6.0	6	0
COLTS	67	1403	20.9	48	0
OPPONENTS	59	1189	20.2	47	0

SACKS: Colts 36.0; Opponents 35.0; Bickett 6-44; Virkus 5-45; Cooks 5-36; Scott 5-32; Thompson 4-24; Smith 3-8; Glasgow 2-20; Odum 2-14; White 1-14; Lee 1-13; Krauss 1-12; Broughton 1-5

USUAL STARTERS

PRO BOWLERS IN BOLDFACE

OFFENSE	DEFENSE
WR Wayne Capers	LDE Donnell Thompson
LG Chris Hinton	NT Brad White
LT Ben Utt	RE Chris Scott
C Ray Donaldson	LOLB Johnnie Cooks
RG Ron Solt	RILB Cliff Odum
RT Karl Baldischwiler	LILB Barry Krauss
TE Pat Beach	ROLB Duane Bickett
WR/TE Ray Butler,	LCB Preston Davis
Mark Boyer	RCB Eugene Daniel
QB Mike Page	SS Nesby Glasgow
RB Randy McMillan,	FS Anthony Young
RB George Wonsley	P Rohn Stark

PASSING	ATT.	COMP.	YDS.	PCT.	AVG./ATT.	TD	TD%	INT.	INT%	LG	SACKED	RATING
Page	393	199	2414	50.5	6.13	14	3.6	15	3.8	80t	25/180	66.0
Kofler	48	23	284	47.9	5.92	1	2.1	3	6.3	33t	8/58	47.5
Schlichter	25	12	107	48.0	4.28	0	0.0	2	8.0	16t	2/6	26.7
Bentley	1	1	6	100.0	6.00	0	0.0	0	0.0	6t	0/0	158.3
Stark	1	0	0	0.0	0.00	0	0.0	0	0.0	0	0/0	0.0
COLTS	468	235	2811	50.2	6.00	15	3.2	20	4.3	80t	35/244	61.6
OPPONENTS	504	275	3721	54.6	7.38	24	4.8	16	3.2	59t	36/267	81.1

RECORDS



1986

**RECORD: 3-13 COACH: ROD DOWHOWER (13), RON MEYER (3)
FIFTH – AFC EASTERN DIVISION**

HOME: 1-7 AWAY: 2-6

DIV: 1-7 CONF: 2-10 NCONF: 1-3

***Sellout**

DATE	RESULTS	OPPONENT	ATTENDANCE
9/7	L 3-33	@ New England	55,208
9/14	L 10-30	@ Miami	51,848
9/21	L 7-24	LOS ANGELES RAMS	*59,012
9/28	L 7-26	NEW YORK JETS	56,075
10/5	L 14-35	@ San Francisco	57,252
10/12	L 14-17	NEW ORLEANS	53,512
10/19	L 13-24	@ Buffalo	50,050
10/26	L 13-17	MIAMI	*58,350
11/2	L 9-24	CLEVELAND	*57,962
11/9	L 21-30	NEW ENGLAND	*56,890
11/16	L 16-31	@ New York Jets	65,149
11/23	L 17-31	@ Houston	31,792
11/30	L 3-17	SAN DIEGO	47,950
12/7	W 28-23	@ Atlanta	30,397
12/14	W 24-14	BUFFALO	52,783
12/21	W 30-24	@ Los Angeles Raiders	41,349

TEAM STATISTICS

	COLTS	OPP
TOTAL FIRST DOWNS	278	323
Rushing	77	124
Passing	173	185
Penalty	28	26
3rd Dwn. M/A/Pct.	78/225/34.7	86/206/41.7
4th Dwn. M/A/Pct.	10/29/34.5	1/5/20.0
TOTAL NET YARDS	4700	5701
Avg. Per Game	293.8	356.3
Total Plays	1046	1051
Avg. Per Play	4.5	5.4
NET YARDS RUSHING	1491	1962
Avg. Per Game	93.2	122.6
Total Rushes	407	517
NET YARDS PASSING	3209	3739
Avg. Per Game	200.6	233.7
Tackled/Yards Lost	53/406	24/194
Gross Yards	3615	3933
Att./Completions	586/300	510/306
Completion Pct.	51.2	60.0
Had Intercepted	24	16
PUNTS/AVERAGE	81/44.7	67/40.7
NET PUNTING AVG.	36.9	35.5
PENALTIES/YARDS	99/880	100/728
FUMBLES/BALL LOST	41/20	41/19
TOUCHDOWNS	27	47
Rushing	10	14
Passing	16	28
Defense/Kicking	0/1	4/1
TIME OF POSSESSION	29:12	30:48

SCORE BY PERIODS

	1	2	3	4	TOTAL
COLTS	51	41	55	82	229
OPPONENTS	123	101	106	70	400

SCORING	TDR	TDPTORT	PAT	FG	S	TP
Biasucci			26-27	13-25	65	
Brooks		8			48	
Brouss		5			30	
Bentley	3				18	
McMillan	3				18	
Hogeboom	1				6	
Trudeau	1				6	
Wonsley	1				6	
Gill	1				6	
Daniel		1			6	
Boyer		1			6	
Beach		1			6	
Sherwin		1			6	
Leiding					1	2
COLTS	10	16	1	26-27	13-25	1 229
OPPONENTS	14	28	5	46-47	24-35	0 400

FGS	1-19	20-29	30-39	40-49	50+	TOT.
Biasucci	0-0	4-4	2-5	5-8	2-8	13-25
COLTS	0-0	4-4	2-5	5-8	2-8	13-25
OPP.	2-2	7-8	9-13	6-10	0-2	24-35

Biasucci:	(25/56)	(23/60)	(48/149)	(54/37)	(46/44)
	(39/45)	(40/1)	(56/54)	(37/40)	(27/52)
	(32,30,52)	(52,40,20)			
OPP.:	(38,39,49,25)	(27,45)	(46)	(34,48,47,24)	
	(1/30,46)	(37,50,46)	(29,37)	(51,38)	
	(38,31,24)	(32)	(34,32)	(19,43,26)	
	(19,45,26)	(46)	(20,32)		

RUSHING	NO.	YDS.	AVG.	LG	TD
McMillan	189	609	3.2	28	3
Bentley	73	351	4.8	70t	3
Gill	53	228	4.3	18	1
Wonsley	60	214	3.6	46	1
Trudeau	13	21	1.6	8	1
Kiel	3	20	6.7	9	0
Hogeboom	10	20	2.0	6	1
Bouza	1	12	12.0	12	0
Capers	1	11	11.0	11	0
Brooks	4	5	1.3	12	0
COLTS	407	1491	3.7	70t	10
OPPONENTS	517	1962	3.8	40	14

RECEIVING	NO.	YDS.	AVG.	LG	TD
Bouza	71	830	11.7	33	5
Brooks	85	1131	17.4	84t	8
McMillan	34	289	8.5	45	0
Beach	25	265	10.6	26	1
Bentley	25	230	9.2	38	0
Boyer	22	237	10.8	38	1
Wonsley	16	175	10.9	60	0
Gill	16	137	8.6	15	0
Capers	9	118	13.1	27	0
LaFleur	7	56	8.0	11	0
Harbour	4	46	11.5	28	0
Sherwin	3	26	8.7	15	1
Murray	2	34	17.0	24	0
Martin	1	41	41.0	41	0
COLTS	300	3615	12.1	84t	16
OPPONENTS	306	3933	12.9	72t	28

INTERCEPTIONS	NO.	YDS.	AVG.	LG	TD
Coleman	4	36	9.0	31	0
Hicks	2	16	8.0	16	0
Bickett	2	10	5.0	10	0
Daniel, E.	2	6	3.0	3	0
Daniel, K.	2	5	2.5	5	0
Holt	1	80	80.0	80	0
Hand	1	8	8.0	8	0
Armstrong	1	4	4.0	4	0
Cooks	1	1	1.0	1	0
COLTS	16	166	10.4	80	0
OPPONENTS	24	310	12.9	40	2

PUNTING NO.	YDS.	AVG.	TB	IN20	LG	BLK.
Stark	76	3432	45.2	5	23	63
Kiel	5	190	38.0	0	0	43
COLTS	81	3622	44.7	5	23	63
OPPONENTS	67	2725	40.7	4	21	60

PUNT RETURNS	NO.	FC	YDS.	AVG.	LG	TD
Bentley	18	7	141	7.8	18	0
Martin	17	5	109	6.4	25	0
Jackson	0	1	0	0.0	0	0
COLTS	35	13	250	7.1	25	0
OPPONENTS	52	5	533	10.3	71t	1

KICKOFF RETURNS

RETURNS	NO.	YDS.	AVG.	LG	TD
Bentley	32	687	21.5	37	0
Martin	21	385	18.3	27	0
Brooks	8	143	17.9	24	0
Daniel, K.	5	109	21.8	30	0
Gill	5	73	14.6	28	0
Wonsley	2	31	15.5	20	0
Williams	1	15	15.0	15	0
COLTS	74	1443	19.5	37	0
OPPONENTS	43	827	19.2	41	0

SACKS: Colts 24.0; Opponents 53.0; Bickett 6-58; Hand 5-32; Thompson 4-18.5; Armstrong 3-21; Ahrens 2-26; Cooks 1-13; Odom 1-10; Broughton 1-9; Kellar 1-6.5

USUAL STARTERS

PRO BOWLERS IN BOLDFACE		OFFENSE	DEFENSE
WR	Bill Brooks	LDE	Donnell Thompson
LT	Chris Hinton	NT	Willie Broughton,
LG	Ben Utt	RT	Scott Kellar
C	Ray Donaldson	NDE	Jon Hand
RG	Ron Solt	LOLB	Johnnie Cooks
TE	Kevin Call	LILB	Cliff Odum
RT	Pat Beach	RILB	Dave Ahrens
WR	Matt Bouza	ROLB	Duane Bickett
QB	Jack Trudeau	LCB	Leonard Coleman
RB	Randy McMillan	RCB	Eugene Daniel
TE/RB	Mark Boyer,	SS	Nesby Glasgow
	George Wonsley	FS	Dwight Hicks,
			Tate Randle
			P Robn Stark

PASSING	ATT.	COMP.	YDS.	PCT.	AVG./ATT.	TD	TD%	INT.	INT%	LG	SACKED	RATING
Trudeau	417	204	2225	48.9	5.34	8	1.9	18	4.3	84t	29/213	53.6
Hogeboom	144	85	1154	59.0	8.01	6	4.2	6	4.2	60t	18/144	81.2
Kiel	25	11	236	44.0	9.44	2	8.0	0	0.0	50t	5/42	104.8
Bentley	0	0	0	0.0	0.0	0	0.0	0	0.0	0	1/7	0.0
COLTS	586	300	3615	51.2	6.17	16	2.7	24	4.1	84t	53/406	62.5
OPPONENTS	510	306	3933	60.0	7.71	28	5.5	16	3.1	72t	24/194	89.6

RECORDS



1987

RECORD: 9-6 COACH: RON MEYER
FIRST – AFC EASTERN DIVISION

HOME: 4-4 AWAY: 5-2

DIV: 5-3 CONF: 8-6 NCONF: 1-0

***Sellout**

DATE	RESULTS	OPPONENT	ATTENDANCE
9/13	L 21-23	CINCINNATI	59,387
9/20	L 10-23	MIAMI	57,524
9/27		@ St. Louis	Canceled
10/4	W 47-6	@ Buffalo	9,860
10/11	W 6-0	NEW YORK JETS	34,927
10/18	L 7-21	@ Pittsburgh	34,627
10/25	W 30-16	NEW ENGLAND	48,850
11/1	W 19-14	@ New York Jets	60,863
11/8	L 13-16	SAN DIEGO	60,459
11/15	W 40-21	@ Miami	65,433
11/22	L 0-24	@ New England	59,906
11/29	W 51-27	HOUSTON	54,999
12/6	W 9-7	@ Cleveland	70,661
12/13	L 3-27	BUFFALO	60,253
12/20	W 20-7	@ San Diego	46,211
12/27	W 24-6	TAMPA BAY	*60,468
1/9	L 21-38	@ Cleveland	79,838

TEAM STATISTICS

	COLTS	OPP
TOTAL FIRST DOWNS	285	276
Rushing	122	97
Passing	138	161
Penalty	25	18
3rd Dwn. M/A/Pct.	70/201/34.8	85/218/39.0
4th Dwn. M/A/Pct.	7/16/43.8	5/13/38.5
TOTAL NET YARDS	4995	4550
Avg. Per Game	333.0	303.3
Total Plays	968	1003
Avg. Per Play	5.2	4.5
NET YARDS RUSHING	2143	1790
Avg. Per Game	142.9	119.3
Total Rushes	497	463
NET YARDS PASSING	2852	2760
Avg. Per Game	190.1	184.0
Tackled/Yards Lost	24/190	39/313
Gross Yards	3042	3073
Att./Completions	447/255	501/250
Completion Pct.	57.0	49.9
Had Intercepted	16	20
PUNTS/AVERAGE	78/37.7	82/37.2
NET PUNTING AVG.	30.8	31.0
PENALTIES/YARDS	90/742	85/689
FUMBLES/BALL LOST	36/18	43/25
TOUCHDOWNS	31	28
Rushing	14	6
Passing	16	19
Defense/Kicking	1/0	2/1
TIME OF POSSESSION	30:10	29:50

SCORE BY PERIODS

COLTS	1	2	3	4	TOTAL
COLTS	48	120	61	71	300
OPPONENTS	61	52	48	77	238

SCORING

	TD	TD	TD	TD	FG	SS	TP
Biasucci			24-24	24-27			96
Bentley	7	2					54
Dickerson	5						30
Bouza	4						24
Brooks	3						18
Murray	3						18
Jordan			7-7	3-5			16
Noble	2						12
Brown	1						6
Jones	1						6
Sherwin	1						6
Thompson		1					6
Wonsley	1						6
Leiding							2
COLTS	14	16	1	31-31	27-32		1
OPPONENTS	6	19	3	25-28	15-27		0

FGS	1-19	20-29	30-39	40-49	50+	TOT.
Biasucci	0-0	5-6	12-12	6-7	1-2	24-27
Jordan	0-0	1-1	2-2	0-2	0-0	3-5
COLTS	0-0	6-7	14-14	6-9	1-2	27-32
OPP.	0-0	4-5	8-13	3-7	0-2	15-27

Biasucci:	(1	50)	(1	0)	(1	0)	(48	38	24)	(36	28	45	38	33)
	(37	27	53)	(22	32	25	23)	(46)	(36	45	49)			
Jordan:	(0	0)	(36)	(35	25	42	42)	(0	0)	(0	0)	(0	0)	(0
OPP.:	(42	20)	(27)	(1	46	33)	(29)	(38	31	49)	(1)			
	(42	37	39)	(1	37	34	37)	(52	37	28	48	44)		
	(38)	(39	25)	(52)	(38	47	37)							

RUSHING	NO.	YDS.	AVG.	LG	TD
Dickerson	223	1011	4.5	53	5
Bentley	142	631	4.4	17t	7
Banks	50	245	4.9	35	0
Brown	19	85	4.5	18	1
Wonsley	18	71	3.9	12	1
McLemore	17	58	3.4	9	0
Kiel	4	30	7.5	16	0
Trudeau	15	7	0.5	9	0
Hogeboom	3	3	1.0	2	0
Carver	2	3	1.5	3	0
Nugent	2	1	0.5	3	0
Brooks	2	-2	-1.0	1	0
COLTS	497	2143	4.3	53	14
OPPONENTS	463	1790	3.9	51	6

RECEIVING	NO.	YDS.	AVG.	LG	TD
Brooks	51	722	14.2	52t	3
Bouza	42	569	13.5	44t	4
Bentley	34	447	13.1	72t	2
Beach	28	239	8.5	16	0
Murray	20	339	17.0	43	3
Dickerson	13	133	10.2	28	0
Noble	10	78	7.8	18	2
Boyer	10	73	7.3	15	0
Sherwin	9	86	9.6	32	1
Banks	9	50	5.6	18	0
Bellini	5	69	13.8	19	0
Wonsley	5	48	9.6	16	0
Brandes	5	35	7.0	13	0
Kearse	3	56	18.7	21	0
Howarth	3	41	13.7	21	0
Jones	3	25	8.3	13	1
McLemore	2	9	2.5	5	0
Johnson	1	15	15.0	15	0
Bryant	1	12	12.0	12	0
Utt	1	-4	-4.0	-4	0
COLTS	255	3042	11.9	72t	16
OPPONENTS	250	3073	12.3	61t	19

INTERCEPTIONS	NO.	YDS.	AVG.	LG	TD
Prior	6	57	9.5	38	0
Tullis	3	0	0.0	0	0
Robinson	2	86	43.0	68	0
Daniel	2	34	17.0	34	0
Jones	2	26	13.0	23	0
Davis	1	7	7.0	7	0
Cooks	1	2	2.0	2	0
Curry	1	0	0.0	0	0
Glasgow	1	0	0.0	0	0
Perryman	1	0	0.0	0	0
COLTS	20	212	10.6	68	0
OPPONENTS	16	181	11.3	45t	1

PUNTING	NO.	YDS.	AVG.	TB	IN20	LG	BLK.
Stark	61	2440	40.0	7	12	63	2
Kiel	12	440	36.7	1	3	50	0
Colquitt	2	61	30.5	0	0	33	1
COLTS	78	2941	37.8	8	15	63	3
OPPONENTS	82	3048	37.2	15	15	57	3

PUNT RETURNS	NO.	FC	YDS.	AVG.	LG	TD
Brooks	22	9	136	6.2	17	0
Johnson	9	2	42	4.7	12	0
Tullis	4	1	27	6.8	10	0
Simmons	2	0	5	2.5	5	0
Ahrens	1	0	0	0.0	0	0
COLTS	38	12	210	5.5	17	0
OPPONENTS	39	9	376	9.6	28	0

KICKOFF RETURNS	NO.	YDS.	AVG.	LG	TD
Bentley	22	500	22.7	45	0
Daniel	10	225	22.5	29	0
Wright	10	187	18.7	27	0
Johnson	6	98	16.3	28	0
Prior	3	47	15.7	22	0
Noble	2	35	17.5	18	0
Wonsley	1	19	19.0	19	0
Perryman	1	4	4.0	4	0
COLTS	55	1115	20.3	45	0
OPPONENTS	60	1068	17.8	40	0

SACKS: Colts 39.0; Opponents 24.0; Bickett 8-62; Thompson 5-42; Cooks 5-40; Darby 3-24; Thorp 3-17; Krauss 2-18; Wright 1-16; Hand 1-14; Mattiace 1-13; Prior 1-11; Elko 1-10; Benjamin 1-9; Perryman 1-9; Glasgow 1-8; Chatman 1-7; Bulluck 1-6; Leiding 1-4; Grimsley 1-3; Sally 1-0

USUAL STARTERS

PRO BOWLERS IN BOLDFACE

	OFFENSE	DEFENSE
WR	Bill Brooks	LDE
LT	Chris Hinton	NT
LG	Ben Utt	RDE
C	Ray Donaldson	LOLB
RG	Ron Solt	LILB
RT	Kevin Call	RILB
TE	Pat Beach	ROLB
WR	Matt Bouza	LCB
QB	Jack Trudeau	RCB
	Gary Hogeboom	SS
RB	Eric Dickerson	FS
TE/RB	Tim Sherwin,	
	Albert Bentley	K
		Donnell Thompson
		Jerome Sally
		Jon Hand
		Johnnie Cooks
		Cliff Odum
		Barry Krauss
		Duane Bickett
		Willie Tullis
		Eugene Daniel
		Nesby Glasgow
		Freddie Robinson,
		Mike Prior
		Dean Biasucci

PASSING	ATT.	COMP.	YDS.	PCT.	AVG./ATT.	TD	TD%	INT.	INT%	LG	SACKED	RATING
Trudeau	229	128	1587	55.9	6.93	6	2.6	5	2.6	55t	13/100	75.4
Hogeboom	168	99	1145	58.9	6.82	9	5.4	6	3.0	8/63	85.0	85.0
Kiel	33	17	195	51.5	5.91	1	3.0	3	9.1	21t	0/0	41.9
Salisbury	12	8	68	66.7	5.67	0	0.0	2	16.7	11t	2/18	41.7
Nugent	5	3	47	60.0	9.40	0	0.0	0	0.0	21t	1/9	91.3
COLTS	447	255	3042	57.0	6.81	16	3.6	16	3.6	72t	24/190	75.0
OPPONENTS	501	250	3073	49.9	6.13	19	3.8 </					

RECORDS



1988

RECORD: 9-7 COACH: RON MEYER
SECOND – AFC EASTERN DIVISION

HOME: 6-2 AWAY: 3-5

DIV: 5-3 CONF: 7-5 NCONF: 2-2

*Sellout

DATE	RESULTS	OPPONENT	ATTENDANCE
9/4	L 14-17	OT HOUSTON	57,251
9/11	L 13-17	CHICAGO	*60,503
9/19	L 17-23	@ Cleveland	75,148
9/25	W 15-13	MIAMI	*59,638
10/2	L 17-21	@ New England	58,050
10/9	L 23-34	@ Buffalo	76,018
10/16	W 35-31	TAMPA BAY	53,135
10/23	W 16-0	@ San Diego	37,322
10/31	W 55-23	DENVER	*60,544
11/6	W 38-14	NEW YORK JETS	59,233
11/13	W 20-13	@ Green Bay	53,492
11/20	L 3-12	@ Minnesota	58,342
11/27	W 24-21	NEW ENGLAND	*58,157
12/4	W 31-28	@ Miami	45,236
12/10	L 16-34	@ New York Jets	46,284
12/18	W 17-14	BUFFALO	*59,908

TEAM STATISTICS

	COLTS	OPP
TOTAL FIRST DOWNS	311	315
Rushing	153	109
Passing	130	184
Penalty	28	22
3rd Dwn. M/A/Pct.	64/186/34.4	88/204/43.1
4th Dwn. M/A/Pct.	11/20/55.0	9/16/56.3
TOTAL NET YARDS	4870	5296
Avg. Per Game	304.4	331.0
Total Plays	982	1016
Avg. Per Play	5.0	5.2
NET YARDS RUSHING	2249	1694
Avg. Per Game	140.6	105.9
Total Rushes	545	447
NET YARDS PASSING	2621	3602
Avg. Per Game	163.8	225.1
Tackled/Yards Lost	34/244	30/201
Gross Yards	2865	3803
Att./Completions	403/222	539/321
Completion Pct.	55.1	59.6
Had Intercepted	22	15
PUNTS/AVERAGE	64/43.5	68/39.4
NET PUNTING AVG.	34.5	33.6
PENALTIES/YARDS	89/657	118/965
FUMBLES/BALL LOST	20/8	32/20
TOUCHDOWNS	40	38
Rushing	23	14
Passing	15	21
Defense/Kicking	1/1	1/2
TIME OF POSSESSION	30:19	29:41

SCORE BY PERIODS

	1	2	3	4	OT	TOTAL
COLTS	77	135	61	81	0	354
OPPONENTS	55	88	48	121	3	315

SCORING	TDR	TDPTDRT	PAT	FG	S	TP
Biasucci				39-40	25-32	114
Dickerson	14	1				90
Verdin	4	1				30
Bouza	4					24
Bentley	2	1				18
Brooks		3				18
Chandler	3					18
Boyer		2				12
Turner	2					12
Daniel			1			6
Hogeboom	1					6
Wonsley	1					6
COLTS	23	15	2	39-40	25-32	0 354
OPPONENTS	14	21	3	36-38	17-25	0 315

FGS	1-19	20-29	30-39	40-49	50+	TOT.
Biasucci	0-0	8-8	5-6	6-10	6-8	25-32
COLTS	0-0	8-8	5-6	6-10	6-8	25-32
OPP.	1-1	7-9	4-6	5-7	0-2	17-25

Biasucci: (57) (38.53) (30) (50.34,41.51,51.25)
 (20) (31.49,40.22) (1) (20.44,51) (31,39,27)
 (48,51) (20,25) (44,42) (28) (47) (45)
 (52,48)
 OPP.: (47,26,35) (40,37) (21,29,40) (1) (31)
 (52,45,19) (39) (1) (27) (51) (22,20)
 (25,26,30,49) (43,27) (1) (35,46) (1)

RUSHING	NO.	YDS.	AVG.	LG	TD
Dickerson	388	1659	4.3	41t	14
Bentley	45	230	5.1	20	2
Chandler	46	139	3.0	29t	3
Verdin	8	77	9.6	44	0
Brooks	5	62	12.4	38	0
Wonsley	26	48	1.8	4	1
Turner	16	42	2.6	14	2
Hogeboom	11	-8	-0.7	6	1
COLTS	545	2249	4.1	44	23
OPPONENTS	447	1694	3.8	29	14

RECEIVING	NO.	YDS.	AVG.	LG	TD
Brooks	54	867	16.1	53t	3
Dickerson	36	377	10.5	50t	1
Boyer	27	256	9.5	24	2
Bentley	26	252	9.7	21	2
Beach	26	235	9.0	23	0
Bouza	25	342	13.7	28	4
Verdin	20	437	21.9	54	4
Bellini	5	64	12.8	25	0
Baldinger	1	37	37.0	37	0
Hinton	1	1	1.0	1	0
Donaldson	1	-3	-3.0	-3	0
COLTS	222	2865	12.9	58	15
OPPONENTS	321	3803	11.8	58	21

INTERCEPTIONS	NO.	YDS.	AVG.	LG	TD
Tullis	4	36	9.0	20	0
Prior	3	46	15.3	23	0
Bickett	3	7	2.3	7	0
Goode	2	53	26.5	35	0
Daniel	2	44	22.0	41t	1
Krauss	1	3	3.0	3	0
COLTS	15	189	12.6	41t	1
OPPONENTS	22	297	13.2	44t	1

PUNTING NO.	YDS.	AVG.	TB	IN20	LG	BLK.
Stark	64	2784	43.5	8	15	65
COLTS	64	2784	43.5	8	15	65
OPPONENTS	68	2677	39.4	7	25	74

PUNT RETURNS	NO.	FC	YDS.	AVG.	LG	TD
Verdin	22	7	239	10.9	73t	1
Brooks	3	0	15	5.0	8	0
Prior	1	5	0	0.0	0	0
COLTS	26	12	254	9.8	73t	1
OPPONENTS	37	3	418	11.3	59t	1

KICKOFF

RETURNS	NO.	YDS.	AVG.	LG	TD
Bentley	39	775	19.9	40	0
Verdin	7	145	20.7	32	0
Banks	4	56	14.0	20	0
Beach	1	35	35.0	35	0
Wright	1	22	22.0	22	0
COLTS	52	1033	19.9	40	0
OPPONENTS	67	1480	22.1	95t	1

SACKS: Colts 30.0, Opponents 34.0; Hand 5-34; Bickett 3:5-24; Thompson 3-30; Alston 3-22; Johnson 3-16; Darby 2-15; Armstrong 2-8; Odom 2-7; TEAM 2-16; Swoope 1-10; Herrod 1-9; Prior 1-6; Tullis 1-0; Wright 5-4

USUAL STARTERS

PRO BOWLERS IN BOLDFACE

OFFENSE	DEFENSE
WR Bill Brooks	LDE Donnell Thompson
LT Chris Hinton	NT Joe Klecko
LG Randy Dixon	RDE Jon Hand
C Ray Donaldson	O'Brien Alston
RG Ben Utt	LILB Fred Young
RT Joel Patten	RILB Barry Krauss
TE Pat Beach	ROLB Duane Bickett
WR Clarence Verdin	LCB Willie Tullis,
QB Chris Chandler	Chris Goode
RB Eric Dickerson	RCB Eugene Daniel
H-B Mark Boyer	SS Freddie Robinson
	FS Mike Prior

PASSING	ATT.	COMP.	YDS.	PCT.	AVG./ATT.	TD	TD%	INT.	INT%	LG	SACKED	RATING
Chandler	233	129	1619	55.4	6.95	8	3.4	12	5.2	54	18/128	67.2
Hogeboom	131	76	996	58.0	7.60	7	5.3	7	5.3	58	12/88	77.7
Trudeau	34	14	158	41.2	4.65	0	0.0	3	8.8	48	2/13	19.0
Turner	4	3	92	75.0	23.00	0	0.0	0	0.0	37	2/15	116.7
Bentley	1	0	0	0.0	0.00	0	0.0	0	0.0	0	0/0	39.6
COLTS	403	222	2865	55.1	7.11	15	3.7	22	5.5	58	34/244	67.3
OPPONENTS	539	321	3803	59.6	7.06	21	3.9	15	2.8	58	30/201	82.5

RECORDS



1 9 8 9

**RECORD: 8-8 COACH: RON MEYER
SECOND — AFC EASTERN DIVISION**

HOME: 6-2 AWAY: 2-6

DIV: 4-4 CONF: 7-5 NCONF: 1-3

*Sellout

DATE	RESULTS	OPPONENT	ATTENDANCE
9/10	L 24-30	SAN FRANCISCO	*60,111
9/17	L 17-31	@ Los Angeles Rams	63,995
9/24	W 13-9	ATLANTA	57,816
10/1	W 17-10	@ New York Jets	65,542
10/8	W 37-14	BUFFALO	*58,890
10/15	L 3-14	@ Denver	74,680
10/22	W 23-12	@ Cincinnati	57,642
10/29	L 20-23 OT	NEW ENGLAND	*59,356
11/5	L 13-19	@ Miami	52,680
11/12	L 7-30	@ Buffalo	79,256
11/19	W 27-10	NEW YORK JETS	*58,236
11/26	W 10-6	SAN DIEGO	*58,822
12/3	L 16-22	@ New England	32,234
12/10	W 23-17 OT	CLEVELAND	*58,550
12/17	W 42-13	MIAMI	*55,685
12/24	L 6-41	@ New Orleans	49,009

TEAM STATISTICS

	COLTS	OPP
TOTAL FIRST DOWNS	273	336
Rushing	118	126
Passing	140	192
Penalty	15	18
3rd Dwn. M/A/Pct.	72/211/34.1	95/220/43.2
4th Dwn. M/A/Pct.	7/16/43.8	4/10/40.0
TOTAL NET YARDS	4813	5611
Avg. Per Game	300.8	350.7
Total Plays	979	1109
Avg. Per Play	4.9	5.1
NET YARDS RUSHING	1853	2077
Avg. Per Game	115.8	129.8
Total Rushes	458	507
NET YARDS PASSING	2960	3534
Avg. Per Game	185.0	220.9
Tackled/Yards Lost	28/174	46/384
Gross Yards	3134	3918
Att./Completions	493/253	556/322
Completion Pct.	51.3	57.9
Had Intercepted	17	21
PUNTS/AVERAGE	80/42.4	65/41.6
NET PUNTING AVG.	32.9	34.5
PENALTIES/YARDS	89/704	103/772
FUMBLES/BALL LOST	33/10	34/15
TOUCHDOWNS	34	29
Rushing	11	10
Passing	18	15
Defense/Kicking	2/3	2/2
TIME OF POSSESSION	27:15	32:45

SCORE BY PERIODS	1	2	3	4	OT	TOTAL
COLTS	53	66	53	120	6	298
OPPONENTS	67	82	58	91	3	301

SCORING	TDR	TDPTDRT	PAT	FG	S	TP
Biasucci			31-32	21-27		94
Dickerson	7	1				48
Bentley	1	3	1			30
Brooks		4				24
Rison		4				24
Beach		2				12
Boyer		2				12
Trudeau	2					12
Verdin		1	1			12
Chandler	1					6
Dixon			1			6
Prior			1			6
Pruitt		1				6
Taylor			1			6
COLTS	11	18	5	31-33	21-27	0 298
OPPONENTS	10	15	4	29-29	32-43	1 301

FGS	1-9	20-29	30-39	40-49	50+	TOT.
Biasucci	2-2	6-6	9-10	3-5	1-4	21-27
COLTS	2-2	6-6	9-10	3-5	1-4	21-27
OPP.	2-2	10-10	8-12	10-17	2-2	32-43

Biasucci: (50,31,52) | (19) | (25,29) | (38) | (32,46,25) | (49,55) | (27) | (32,39) | (36,49,33) | (49,55) | (45,37,31) | (22) | (18) | (53,35) | (41,23) | (38,26,31) | (40) | (19,34,27) | (26) | (40) | (30,29,23,21) | (47,38,48,46,51) | (118) | (42,40,42,32) | (46,45) | (33,44,38) | (40,44,37,34,24,50,23) | (48,39,35) | (43,47,44) | (21,29)

RUSHING	NO.	YDS.	AVG.	LG	TD
Dickerson	314	1311	4.2	21t	7
Bentley	75	299	4.0	22	1
Trudeau	35	91	2.6	17	2
Chandler	7	57	8.1	23	1
Hunter	13	47	3.6	11	0
Verdin	4	39	9.8	26	0
Rison	3	18	6.0	18	0
Ramsey	4	5	1.3	3	0
Brooks	2	-3	-1.5	0	0
Stark	1	-11	-11.0	-11	0
COLTS	458	1853	4.0	26	11
OPPONENTS	507	2077	4.1	27	10

RECEIVING	NO.	YDS.	AVG.	LG	TD
Brooks	63	919	14.6	56t	4
Rison	52	820	15.8	61	4
Bentley	52	525	10.1	61	3
Dickerson	30	211	7.0	22	1
Verdin	20	381	19.1	82t	1
Beach	14	87	6.2	17	2
Boyer	11	58	5.3	15	2
Weathers	6	62	10.3	19t	0
Pruitt	5	71	14.2	40	1
COLTS	253	3134	12.4	82t	18
OPPONENTS	322	3918	12.2	58t	15

INTERCEPTIONS	NO.	YDS.	AVG.	LG	TD
Taylor	7	225	32.1	80t	1
Prior	6	88	14.7	58t	1
Banks	2	13	6.5	11	0
Young	2	2	1.0	6	0
Daniel	1	34	34.0	34	0
Plummer	1	18	18.0	18	0
Bickett	1	6	6.0	6	0
Ball	1	5	5.0	5	0
COLTS	21	391	18.6	80t	2
OPPONENTS	17	345	20.3	92t	2

PUNTING NO.	YDS.	AVG.	TB	IN20	LG	BLK.
Stark	79	3392	42.9	10	14	64
COLTS	80	3392	42.6	10	14	64
OPPONENTS	65	2702	41.4	7	19	58

PUNT RETURNS	NO.	FC	YDS.	AVG.	LG	TD
Verdin	23	5	296	12.9	49t	1
Rison	2	2	20	10.0	12	0
Washington	1	0	6	6.0	6	0
Prior	0	3	0	0.0	0	0
COLTS	26	10	322	12.4	49t	1
OPPONENTS	51	7	558	10.9	70t	1

KICKOFF RETURNS

RETURNS	NO.	YDS.	AVG.	LG	TD
Verdin	19	371	19.5	29	0
Bentley	17	328	19.3	29	0
Pruitt	12	257	21.4	49	0
Rison	8	150	18.8	30	0
Hunter	4	58	14.5	19	0
COLTS	60	1164	19.4	49	0
OPPONENTS	63	1208	19.2	48	0

SACKS: Colts 46.0; Opponents 28.0; Hand 10-85; Johnson 8.5-72.5; Bickett 8-66; Thompson 7-68; Young 2-18; Herrod 2-14; McDonald 2-13; Larson 1-15; TEAM 1-14; Armstrong 1-8; Banks 1-4; Plummer 1-4; Alston 1-1; Clancy 5-1.5

USUAL STARTERS

PRO BOWLERS IN BOLDFACE

OFFENSE	DEFENSE
WR Bill Brooks	LDE Donnell Thompson
LT Chris Hinton	NT Harvey Armstrong
LG Randy Dixon	RDE Jon Hand
C Ray Donaldson	LOLB Chip Banks
RG Ben Utt	LILB Jeff Herrod
RT Kevin Call	RILB Fred Young
TE Pat Beach	ROLB Duane Bickett
WR Andre Rison	LCB Chris Goode,
QB Jack Trudeau	John Baylor
RB Eric Dickerson	RCB Eugene Daniel
RB Albert Bentley	SS Michael Ball
	FS Mike Prior

PASSING	ATT.	COMP.	YDS.	PCT.	AVG./ATT.	TD	TD%	INT.	INT%	LG	SACKED	RATING
Trudeau	362	190	2317	52.5	6.40	15	4.1	13	3.6	71t	20/125	71.3
Chandler	80	39	537	48.8	6.71	2	2.5	3	3.8	82t	3/17	63.4
Ramsey	50	24	280	48.0	5.60	1	2.0	1	2.0	47t	4/26	63.8
Bentley	1	0	0.0	0.0	0.0	0	0.0	0	0.0	0	0/0	39.6
Dickerson	0	0	0.0	0.0	0.0	0	0.0	0	0.0	0	1/6	0.0
COLTS	493	253	3134	51.3	6.36	18	3.7	17	3.4	82t	28/174	69.1
OPPONENTS	556	322	3918	57.9	7.05	15	2.7	21	3.8	58t	46/384	73.0

RECORDS



1990

RECORD: 7-9 COACH: RON MEYER

THIRD – AFC EASTERN DIVISION

HOME: 3-5 AWAY: 4-4

DIV: 3-5 CONF: 5-7 NCONF: 2-2

*Sellout

DATE	RESULTS	OPPONENT	ATTENDANCE
9/9	L 10-26	@ Buffalo	78,899
9/16	L 14-16	NEW ENGLAND	49,256
9/23	L 10-24	@ Houston	50,093
9/30	W 24-23	@ Philadelphia	62,067
10/7	W 23-19	KANSAS CITY	54,950
10/21	L 17-27	DENVER	*59,850
10/28	L 7-27	MIAMI	*59,213
11/5	L 7-24	NEW YORK GIANTS	*58,688
11/11	W 13-10	@ New England	28,924
11/18	W 17-14	NEW YORK JETS	47,283
11/25	W 34-20	@ Cincinnati	60,051
12/2	L 17-20	@ Phoenix	31,885
12/9	L 7-31	BUFFALO	53,268
12/16	W 29-21	@ New York Jets	41,423
12/22	W 35-28	WASHINGTON	55,173
12/30	L 17-23	@ Miami	59,547

TEAM STATISTICS

	COLTS	OPP
TOTAL FIRST DOWNS	245	320
Rushing	81	130
Passing	142	176
Penalty	22	14
3rd Dwn. M/A/Pct.	56/185/30.3	87/204/42.6
4th Dwn. M/A/Pct.	11/18/61.1	7/14/50.0
TOTAL NET YARDS	4155	5614
Avg. Per Game	259.7	350.9
Total Plays	874	1034
Avg. Per Play	4.8	5.4
NET YARDS RUSHING	1282	2212
Avg. Per Game	80.1	138.3
Total Rushes	335	513
NET YARDS PASSING	2873	3402
Avg. Per Game	179.6	212.6
Tackled/Yards Lost	51/424	29/203
Gross Yards	3297	3605
Att./Completions	488/269	492/301
Completion Pct.	55.1	61.2
Had Intercepted	21	9
PUNTS/AVERAGE	72/42.8	58/42.8
NET PUNTING AVG.	37.4	34.4
PENALTIES/YARDS	79/590	104/781
FUMBLES/BALL LOST	23/10	25/15
TOUCHDOWNS	33	36
Rushing	9	12
Passing	22	20
Defense/Kicking	2/0	4/0
TIME OF POSSESSION	26:27	33:33

SCORE BY PERIODS

	1	2	3	4	TOTAL
COLTS	47	68	85	81	281
OPPONENTS	87	128	43	95	353

SCORING	TDR	TDPTDRT	PAT	FG	S	TP
Biasucci			32-33	17-24	83	
Bentley	4	2			36	
Hester		6			36	
Brooks		5			30	
Morgan		5			30	
Dickerson	4				24	
Johnson		2			12	
Beach		1			6	
George		1			6	
Goode			1		6	
Grant			1		6	
Verdin			1		6	
COLTS	9	22	2	32-33	17-24	0 281
OPPONENTS	12	20	4	35-36	32-43	3 353

FGS	1-19	20-29	30-39	40-49	50+	TOT.
Biasucci	1-1	5-6	7-8	2-4	2-5	17-24
COLTS	1-1	5-6	7-8	2-4	2-5	17-24
OPP.	0-0	11-11	13-17	5-10	3-5	32-43

Biasucci: (24,29) (1) (33) (41) (38,21,42,18) (32,43) (1) (1) (54,38) (52,38) (51,22,26) (49,52) (1) (35,20,37) (1) (39,55)

OPP.: (29,44,31,37,43,47) (49,39,27,25) (36,30) (22,49,44,31) (37,39,32,44,35) (39,32,42) (34,53) (23,50) (29) (32,21,29,40) (1) (32,39) (25) (40) (50,53,56,29,27) (36)

RUSHING	NO.	YDS.	AVG.	LG	TD
Dickerson	166	677	4.1	43	4
Bentley	137	556	4.1	26t	4
Trudeau	10	28	2.8	9	0
Clark	7	10	1.4	11	0
Hester	4	9	2.3	10	0
George	11	2	0.2	6	1
COLTS	335	1282	3.8	43	9
OPPONENTS	513	2212	4.3	32	12

RECEIVING	NO.	YDS.	AVG.	LG	TD
Bentley	71	664	9.4	73	2
Brooks	62	823	13.3	75	5
Hester	54	924	17.1	64t	6
Morgan	23	364	15.8	42t	5
Dickerson	18	92	5.1	17	0
Verdin	14	178	12.7	45	1
Beach	12	124	10.3	21	1
Johnson	5	32	6.4	15t	2
Clark	5	23	4.6	11	0
Simmons	4	33	8.3	12	0
Prior	1	40	40.0	40	0
COLTS	269	3297	12.3	75	22
OPPONENTS	301	3605	12.0	66	20

INTERCEPTIONS	NO.	YDS.	AVG.	LG	TD
Prior	3	66	22.0	36	0
Taylor	2	51	25.5	40	0
Grant	1	25	25.0	25t	1
Herrod	1	12	12.0	12	0
Goode	1	10	10.0	10	0
Bickett	1	9	9.0	9	0
COLTS	9	173	19.2	40	1
OPPONENTS	21	221	10.5	35t	1

PUNTING NO.	YDS.	AVG.	TB	IN20	LG	BLK.	
Stark	71	3084	43.4	3	24	61	1
COLTS	72	3084	43.4	3	24	61	1
OPPONENTS	58	2435	42.0	2	13	68	0

PUNT RETURNS	NO.	FC	YDS.	AVG.	LG	TD
Verdin	31	3	396	12.8	36	0
Grant	2	0	6	3.0	6	0
Prior	2	6	0	0.0	0	0
Daniel	1	0	0	0.0	0	0
COLTS	36	9	402	11.2	36	0
OPPONENTS	42	15	334	8.0	32	0

KICKOFF RETURNS	NO.	YDS.	AVG.	LG	TD
Simmons	19	348	18.3	34	0
Verdin	18	350	19.4	44	0
Grant	15	280	18.7	29	0
Bentley	11	211	19.2	36	0
Ball	1	0	0.0	0	0
Jarvis	1	0	0.0	0	0
COLTS	65	1189	18.3	44	0
OPPONENTS	49	961	19.6	38	0

SACKS: Colts 29.0; Opponents 51.0; Clancy 7.5-57; Herrod 4.5-35.5; Banks 4.5-25.5; Hand 3.5-27.5; Bickett 3.5-15; Faulkner 2-17; Siragusa 2-12; Thompson 1.5-13.5

USUAL STARTERS PRO BOWLERS IN BOLDFACE

OFFENSE			DEFENSE		
WR	Bill Brooks	LDE	Donnell Thompson		
LT	Zeffross Moss	NT	Harvey Armstrong		
LG	Randy Dixon	RDE	Jon Hand		
C	Ray Donaldson	LOLB	Chip Banks		
RG	Brian Baldinger	LILB	Jeff Herrod		
	Pat Tomberlin	RILB	Fredd Young		
RT	Kevin Call	ROLB	Duane Bickett		
	Brian Baldinger	LCB	Chris Goode		
TE	Pat Beach	RCB	Eugene Daniel		
WR	Jessie Hester	SS	Keith Taylor		
QB	Jeff George	FS	Mike Prior		
RB	Eric Dickerson	P	Rohn Stark		
RB	Albert Bentley	KR	Clarence Verdin		

PASSING	ATT.	COMP.	YDS.	PCT.	AVG./ATT.	TD	TD%	INT.	INT%	LG	SACKED	RATING
George	334	181	2152	54.2	6.44	16	4.8	13	3.9	75	37/320	73.8
Trudeau	144	84	1078	58.3	7.49	6	4.2	6	4.2	73	14/104	78.4
Ferguson	8	2	21	25.0	2.63	0	0.0	2	25.0	13	0/0	0.0
Herrmann	1	1	6	100.0	6.00	0	0.0	0	0.0	6	0/0	91.7
Stark	1	1	40	100.0	40.00	0	0.0	0	0.0	40	0/0	118.8
COLTS	488	269	3297	55.1	6.76	22	4.5	21	4.3	75	51/424	73.3
OPPONENTS	492	301	3605	61.2	7.33	20	4.1	9	1.8	66	29/203	89.5

RECORDS



1991

RECORD: 1-15 COACH: RON MEYER (5), RICK VENTURI (11)

FIFTH – AFC EASTERN DIVISION

HOME: 0-8 AWAY: 1-7

DIV: 1-7 CONF: 1-11 NCONF: 0-4

*Sellout

DATE	RESULTS	OPPONENT	ATTENDANCE
9/1	L 7-16	NEW ENGLAND	49,961
9/8	L 6-17	@ Miami	51,155
9/15	L 0-16	@ Los Angeles Raiders	40,287
9/22	L 24-33	DETROIT	53,396
9/29	L 3-31	@ Seattle	56,656
10/6	L 3-21	PITTSBURGH	55,383
10/13	L 6-42	@ Buffalo	79,015
10/20	L 6-17	NEW YORK JETS	53,025
11/3	L 6-10	MIAMI	55,899
11/10	W 28-27	@ New York Jets	44,792
11/17	L 17-31	CHICAGO	*60,519
11/24	L 10-14	Green Bay @ Milw.	42,132
12/1	L 0-31	CLEVELAND	*57,539
12/8	L 17-23 OT	@ New England	20,131
12/15	L 7-35	BUFFALO	48,286
12/22	L 3-17	@ Tampa Bay	28,043

TEAM STATISTICS	COLTS	OPP
TOTAL FIRST DOWNS	236	305
Rushing	55	140
Passing	163	152
Penalty	18	13
3rd Dwn. M/A/Pct.	65/208/31.3	98/199/49.2
4th Dwn. M/A/Pct.	10/25/40.0	7/11/63.6
TOTAL NET YARDS	3748	5127
Avg. Per Game	234.3	320.4
Total Plays	923	961
Avg. Per Play	4.1	5.3
NET YARDS RUSHING	1169	2327
Avg. Per Game	73.1	145.4
Total Rushes	354	544
NET YARDS PASSING	2579	2800
Avg. Per Game	161.2	175.0
Tackled/Yards Lost	57/487	29/202
Gross Yards	3066	3002
Att./Completions	512/305	388/240
Completion Pct.	59.6	61.9
Had Intercepted	16	15
PUNTS/AVERAGE	82/42.6	59/41.4
NET PUNTING AVG.	34.8	36.2
PENALTIES/YARDS	85/689	88/645
FUMBLES/BALL LOST	32/15	21/13
TOUCHDOWNS	14	47
Rushing	3	23
Passing	10	22
Defense/Kicking	0/1	1/1
TIME OF POSSESSION	28:05	31:55

SCORE BY PERIODS	1	2	3	4	OT	TOTAL
COLTS	24	54	27	38	0	143
OPPONENTS	96	106	88	85	6	381

SCORING	TDR	TDPT	DRT	PAT	FG	S	TP
Biasucci	1-1	5-5	3-4	5-13	1-3	15-26	59
Hester		5					30
Brooks		4					24
Dickerson	2	1					18
Manoa	1						6
Verdin			1				6
COLTS	3	10	1	14-14	15-26	0	143
OPPONENTS	23	22	2	46-46	17-23	1	381
FGS	1-19	20-29	30-39	40-49	50+	TOT.	
Biasucci	1-1	5-5	3-4	5-13	1-3	15-26	
COLTS	1-1	5-5	3-4	5-13	1-3	15-26	
OPP.	2-2	5-7	6-7	4-7	0-0	17-23	

Biasucci:	(44,52,42,48)	(48,21)	(37,47)	(20)	(54)
	(19,54)	(26,29)	(42,34,49)	(45,47,25)	(1)
	(47)	(35,40)	(1)	(43,40)	(1)
	(39)				
OPP.:	(35,39,36)	(48)	(33,41,33)	(48,19)	(41)
	(19)	(35,45,37)	(22,44,22,25)	(21)	(41,25)
	(24)	(1)	(28)		

RUSHING	NO.	YDS.	AVG.	LG	TD
Dickerson	167	536	3.2	28	2
Clark	114	366	3.2	25	0
Manoa	27	144	5.3	44	1
Johnson	22	94	4.3	15	0
George	16	36	2.3	13	0
Perkins	4	11	2.8	4	0
Verdin	1	4	4.0	4	0
Herrmann	1	-1	-1.0	-1	0
Huffman	1	-8	-8.0	-8	0
Stark	1	-13	-13.0	-13	0
COLTS	354	1169	3.3	44	3
OPPONENTS	544	2327	4.3	78t	23

RECEIVING	NO.	YDS.	AVG.	LG	TD
Brooks	72	888	12.3	46	4
Hester	60	753	12.6	49t	5
Johnson	42	344	8.2	24	0
Dickerson	41	269	6.6	26	1
Clark	33	245	7.4	23	0
Verdin	21	214	10.2	28	0
Mrosko	8	90	11.3	20	0
Bentley	7	42	6.0	11	0
Martin	5	79	15.8	25	0
Beach	5	56	11.2	27	0
Huffman	3	14	4.7	7	0
Perkins	3	-2	-0.7	3	0
Manoa	2	5	2.5	5	0
Thornton	1	38	38.0	38	0
Cash	1	18	18.0	18	0
Coley	1	13	13.0	13	0
COLTS	305	3066	10.1	49t	10
OPPONENTS	240	3002	12.5	84t	22

INTERCEPTIONS	NO.	YDS.	AVG.	LG	TD
Baylor	4	50	12.5	32	0
Prior	3	50	16.7	37	0
Daniel	3	22	7.3	12	0
Goode	2	27	13.5	27	0
Radecic	1	26	26.0	26	0
Herrod	1	25	25.0	25	0
Holloway	1	4	4.0	4	0
Taylor	0	-2	0.0	-2	0
COLTS	15	202	13.5	37	0
OPPONENTS	16	184	11.5	58	1

PUNTING NO.	YDS.	AVG.	TB	IN20	LG	BLK.
Stark	82	3492	42.6	6	14	65
COLTS	82	3492	42.6	6	14	65
OPPONENTS	59	2444	41.4	7	15	63

PUNT RETURNS	NO.	FC	YDS.	AVG.	LG	TD
Verdin	25	10	165	6.5	22	0
Grant	2	2	6	3.0	6	0
Prior	0	2	0	0.0	0	0
COLTS	27	14	171	6.3	22	0
OPPONENTS	47	14	516	11.0	59t	1

KICKOFF RETURNS	NO.	YDS.	AVG.	LG	TD
Verdin	36	689	19.1	88t	1
Martin	12	305	25.4	38	0
Grant	3	20	6.7	10	0
McCloughan	2	35	17.5	19	0
McDonald	1	3	3.0	3	0
Mrosko	1	9	9.0	9	0
COLTS	55	1061	19.3	88t	1
OPPONENTS	33	573	17.4	50	0

SACKS: Colts 29.0; Opponents 57.0; Thompson 5-40; Hand 5-38; Bickett 5-30; Herrod 2.5-22.5; Clancy 2.5-17.5; Goode 2-13; Siragusa 2-12; anks 1-11; Curry 1-7; Holloway 1-7; Ball 1-2; Baylor 1-2

USUAL STARTERS

OFFENSE	DEFENSE
WR Bill Brooks	LDE Donnell Thompson
LT Zefross Moss	NT Travis Davis,
LG Randy Dixon	Tony Siragusa
C Brian Baldinger	RDE Jon Hand
RG William Schultz	LOLB Chip Banks
RT Kevin Call	LILB Scott Radecic
TE Pat Beach	RILB Jeff Herrod
WR Jessie Hester	ROLB Duane Bickett
QB Jeff George	LCB Chris Goode
RB Eric Dickerson	RCB Eugene Daniel
RB Ken Clark,	SS Michael Ball
Anthony Johnson	FS Keith Taylor

PASSING	ATT.	COMP.	YDS.	PCT.	AVG./ATT.	TD	TD%	INT.	INT%	LG	SACKED	RATING
George	485	292	2910	60.2	6.00	10	2.1	12	2.5	49t	56/481	73.8
Herrmann	19	11	137	57.9	7.21	0	0.0	3	15.8	26t	0/0	40.8
Trudeau	7	2	19	28.6	2.71	0	0.0	1	14.3	11t	1/6	0.0
Hilger	1	0	0	0.0	0.00	0	0.0	0	0.0	0	0/0	39.6
COLTS	512	305	3066	59.6	5.99	10	2.0	16	3.1	49t	57/487	70.2
OPPONENTS	388	240	3002	61.9	7.74	22	5.7	15	3.9	84t	29/202	88.7

RECORDS



1992

RECORD: 9-7 COACH: TED MARCHIBRODA

THIRD – AFC EASTERN DIVISION

HOME: 4-4 AWAY: 5-3

DIV: 5-3 CONF: 7-7 NCONF: 2-0

*Sellout

DATE	RESULTS	OPPONENT	ATTENDANCE
9/6	W 14-3	CLEVELAND	50,766
9/13	L 10-20	HOUSTON	44,851
9/20	L 0-38	@ Buffalo	77,781
10/4	W 24-14	@ Tampa Bay	56,585
10/11	W 6-3 OT	NEW YORK JETS	48,393
10/18	L 14-34	SAN DIEGO	48,552
10/25	W 31-20	@ Miami	61,117
11/1	L 0-26	@ San Diego	40,324
11/8	L 0-28	MIAMI	*59,892
11/15	L 34-37 OT	NEW ENGLAND	42,631
11/22	L 14-30	@ Pittsburgh	51,101
11/29	W 16-13 OT	BUFFALO	50,221
12/6	W 6-0	@ New England	19,429
12/13	W 10-6	@ New York Jets	33,684
12/20	W 16-13	PHOENIX	46,763
12/27	W 21-17	@ Cincinnati	47,837

TEAM STATISTICS

	COLTS	OPP
TOTAL FIRST DOWNS	267	314
Rushing	70	129
Passing	174	164
Penalty	23	21
3rd Dwn. M/A/Pct.	75/210/35.7	70/197/35.5
4th Dwn. M/A/Pct.	5/8/62.5	6/15/40.0
TOTAL NET YARDS	4368	5074
Avg. Per Game	273.0	317.1
Total Plays	969	1004
Avg. Per Play	4.5	5.1
NET YARDS RUSHING	1102	2174
Avg. Per Game	68.9	135.9
Total Rushes	379	495
NET YARDS PASSING	3266	2900
Avg. Per Game	204.1	181.3
Tackled/Yards Lost	44/318	39/336
Gross Yards	3584	3236
Att./Completions	546/305	470/260
Completion Pct.	55.9	55.3
Had Intercepted	26	20
PUNTS/AVERAGE	83/44.8	71/42.5
NET PUNTING AVG.	39.3	37.3
PENALTIES/YARDS	122/958	101/836
FUMBLES/BALL LOST	24/11	28/15
TOUCHDOWNS	24	34
Rushing	8	16
Passing	13	14
Defense/Kicking	1/2	4/0
TIME OF POSSESSION	28:17	31:43

SCORE BY PERIODS

	1	2	3	4	OT	TOTAL
COLTS	38	29	58	85	6	216
OPPONENTS	80	71	69	79	3	302

	SCORING	TDR	TDPTDRT	PAT	FG	S	TP
Biasucci					24-24	16-29	72
Culver	7	2					54
Cash	3						18
Johnson	3						18
Verdin			2				12
Arbuckle	1						6
Brooks	1						6
Ertman			1				6
George	1						6
Hester	1						6
Langhorne	1						6
Schultz	1						6
COLTS	8	13	3	24-24	16-29	0	216
OPPONENTS	16	14	4	33-34	21-28	1	302

	FGS	1-19	20-29	30-39	40-49	50+	TOT.
Biasucci	0-0	3-3	6-11	6-12	1-3	1-3	16-29
COLTS	0-0	3-3	6-11	6-12	1-3	1-3	16-29
OPP.	2-2	8-9	6-10	3-4	2-3	2-28	

Biasucci: () (37) (48) (45) (45,38,31,47,47) (44)

(31,45,32) () () (35,42,48,33) ()
(52,37,52,23,40) (31,30,48) (31)
(26,59,28,42) ()
OPP.: (38,20) (27,29,20) (39,52) (49) (35)
(23,27) () (33) (54) (36,44,18) (31,22,36)
(52,44) (37) (32,35,19) (28,48) (25)

RUSHING

	NO.	YDS.	AVG.	LG	TD
Johnson	178	592	3.3	19	0
Culver	121	321	2.7	36	7
Clark	40	134	3.4	13	0
George	14	26	1.9	13	1
Brooks	2	14	7.0	8	0
Carthon	4	9	2.3	5	0
Trudeau	13	6	0.5	5	0
Tupa	3	9	3.0	10	0
Herrmann	3	-2	-0.7	0	0
Langhorne	1	-7	-7.0	-7	0
COLTS	379	1102	2.9	36	8
OPPONENTS	495	2174	4.4	35	16

RECEIVING

	NO.	YDS.	AVG.	LG	TD
Langhorne	65	811	12.5	34	1
Hester	52	792	15.2	81	1
Johnson	49	517	10.6	57	3
Brooks	44	468	10.6	26	1
Cash	43	521	12.1	41	3
Culver	26	210	8.1	27	2
Arbuckle	13	152	11.7	23	1
Clark	5	46	9.2	17	0
Verdin	3	37	12.3	21	0
Carthon	3	10	3.3	6	0
Prior	1	17	17.0	17	0
Schultz	1	3	3.0	3	1
COLTS	305	3584	11.8	81	13
OPPONENTS	260	3236	12.4	69	14

	INTERCEPTIONS	NO.	YDS.	AVG.	LG	TD
Prior	6	44	7.3	19	0	
Belser	3	27	9.0	21	0	
Goode	2	93	46.5	47	0	
Stargell	2	26	13.0	15	0	
Ertman	1	90	90.0	90	1	
Bickett	1	14	14.0	14	0	
Herrod	1	4	4.0	4	0	
Banks	1	3	3.0	3	0	
Baylor	1	1	1.0	1	0	
Daniel	1	0	0.0	0	0	
Radecic	1	0	0.0	0	0	
COLTS	20	302	15.1	90	1	
OPPONENTS	26	467	17.7	82	4	

PUNTING NO. YDS. AVG. TB IN20 LG BLK.

Stark	83	3716	44.8	7	22	64	0
COLTS	83	3716	44.8	7	22	64	0
OPPONENTS	71	3021	42.5	5	24	61	0

PUNT RETURNS NO. FC YDS. AVG. LG TD

Verdin	24	12	268	11.2	84	2
Prior	1	12	7	7.0	7	0
COLTS	25	24	275	11.0	84	2
OPPONENTS	45	18	313	7.0	24	0

KICKOFF

	RETURNS	NO.	YDS.	AVG.	LG	TD
Verdin	39	815	20.9	42	0	
Ambrose	8	126	15.8	26	0	
Clark	3	54	18.0	20	0	
Vanderbeek	1	6	6.0	6	0	
COLTS	51	1001	19.6	42	0	
OPPONENTS	36	630	17.5	34	0	

SACKS: Colts 39.0; Opponents 44.0; Banks 9-53; Bickett 6.5-47.5; Clancy 4.5-55.5; Baylor 3-53; Ertman 3-29; Siragusa 3-24; Corvatt 2-21; Herrod 2-21; Daniel 2-6; McCoy 1-10; Walker 1-9; Hand 1-5; McClendon 1-2

USUAL STARTERS

PRO BOWLERS IN BOLDFACE

	OFFENSE	DEFENSE
WR	Reggie Langhorne	LDE Steve Ertman
LT	Zeffross Moss	NT Tony Siragusa
LG	Randy Dixon	ROE Jon Hand
C	Ray Donaldson	L0LB Chip Banks
RG	Ron Solt	L1LB Scott Radecic
RT	Kevin Call	QB Quentin Corvatt
TE	Kerry Cash	R1LB Jeff Herrod
WR	Jessie Hester	ROLB Duane Bickett
QB	Jeff George	LCB Chris Goode
RB	Anthony Johnson	RCB Eugene Daniel
WR	Bill Brooks	SS John Baylor
		FS Mike Prior
		P Rohn Stark
		K Clarence Verdin

	PASSING	ATT.	COMP.	YDS.	PCT.	AVG./ATT.	TD	TD%	INT.	INT%	LG	SACKED	RATING
George	306	167	1963	54.6	6.42	7	2.3	15	4.9	57	27/188	61.5	
Trudeau	181	105	1271	58.0	7.02	4	2.2	8	4.4	81	11/85	68.6	
Tupa	33	17	156	51.5	4.73	1	3.0	2	6.1	19	5/40	49.6	
Herrmann	24	15	177	62.5	7.38	1	4.2	1	4.2	27	1/5	81.4	
Stark	1	1	17	100.0	17.00	0	0.0	0	0.0	17	0/0	118.8	
Johnson	1	0	0	0.0	0.00	0	0.0	0	0.0	0	0/0	39.6	
COLTS	546	305	3584	55.9	6.56	13	2.4	26	4.8	81	44/318	64.1	
OPPONENTS	470	260	3236	55.3	6.89	14	3.0	20	4.3	69	39/336	69.1	

RECORDS



1993

RECORD: 4-12 COACH: TED MARCHBRODA
FIFTH – AFC EASTERN DIVISION

HOME: 2-6 AWAY: 2-6

DIV: 2-6 CONF: 4-8 NCONF: 0-4

*Sellout

DATE	RESULTS	OPPONENT	ATTENDANCE
9/5	L 20-24	MIAMI	51,858
9/12	W 9-6	@ Cincinnati	50,299
9/26	W 23-10	CLEVELAND	*59,654
10/3	L 13-35	@ Denver	74,958
10/10	L 3-27	DALLAS	*60,453
10/24	L 27-41	@ Miami	57,301
10/31	W 9-6	NEW ENGLAND	46,522
11/7	L 24-30	@ Washington	50,523
11/14	L 17-31	NEW YORK JETS	47,351
11/21	L 9-23	@ Buffalo	79,101
11/29	L 0-31	SAN DIEGO	54,110
12/5	W 9-6	@ New York Jets	45,799
12/12	L 6-20	@ New York Giants	70,411
12/19	L 10-20	PHILADELPHIA	44,952
12/26	L 0-38	@ New England	26,571
1/2	L 10-30	BUFFALO	43,028

TEAM STATISTICS	COLTS	OPP
TOTAL FIRST DOWNS	269	334
Rushing	71	151
Passing	180	166
Penalty	18	17
3rd Dwn. M/A/Pct.	61/209/29.2	85/206/41.3
4th Dwn. M/A/Pct.	9/22/40.9	8/12/66.7
TOTAL NET YARDS	4705	5638
Avg. Per Game	294.1	352.4
Total Plays	988	1050
Avg. Per Play	4.8	5.4
NET YARDS RUSHING	1288	2521
Avg. Per Game	80.5	157.6
Total Rushes	365	575
NET YARDS PASSING	3417	3117
Avg. Per Game	213.6	194.8
Tackled/Yards Lost	29/206	21/121
Gross Yards	3623	3238
Att./Completions	594/332	454/270
Completion Pct.	55.9	59.5
Had Intercepted	15	10
PUNTS/AVERAGE	83/43.3	71/40.2
NET PUNTING AVG.	35.9	36.1
PENALTIES/YARDS	94/685	87/610
FUMBLES/BALL LOST	34/20	25/11
TOUCHDOWNS	16	45
Rushing	4	20
Passing	10	22
Defense/Kicking	1/1	2/1
TIME OF POSSESSION	27:55	32:05

SCORE BY PERIODS	1	2	3	4	TOTAL
COLTS	19	60	29	81	189
OPPONENTS	96	96	98	88	378

SCORING	TDR	TDPTDR	PAT	FG	S	TP
Biasucci				15-16	26-31	93
Culver	3	1	1			30
Cash	3					18
Langhorne	3					18
Dawkins	1					6
Herrod		1				6
Hester	1					6
Johnson	1					6
Verdin		1				6
COLTS	4	10	2	15-16	26-31	0 189
OPPONENTS	20	22	3	43-45	21-30	1 378

FGS	1-19	20-29	30-39	40-49	50+	TOT.
Biasucci	1-1	14-14	7-8	3-6	1-2	26-31
COLTS	1-1	14-14	7-8	3-6	1-2	26-31
OPP.	2-2	9-9	7-9	3-6	0-4	21-30

RUSHING	NO.	YDS.	AVG.	LG	TD
Potts	179	711	4.0	34	0
Johnson	95	331	3.5	14	1
Culver	65	150	2.3	9	3
George	13	39	3.0	14	0
Verdin	3	33	11.0	29	0
Stark	1	11	11.0	11	0
Toner	2	6	3.0	6	0
Majkowski	2	4	2.0	4	0
Trudeau	5	3	0.6	2	0
COLTS	365	1288	3.5	34	4
OPPONENTS	575	2521	4.4	57t	20

RECEIVING	NO.	YDS.	AVG.	LG	TD
Langhorne	85	1038	12.2	72t	3
Hester	64	835	13.0	58	1
Johnson	55	443	8.1	36	0
Cash	43	402	9.3	37	3
Dawkins	26	430	16.5	68	1
Potts	26	189	7.3	24	0
Arbuckle	15	90	6.0	23	0
Culver	11	112	10.2	26	1
Cox	4	59	14.8	24	0
Verdin	2	20	10.0	19	1
Toner	1	5	5.0	5	0
COLTS	332	3623	10.9	72t	10
OPPONENTS	270	3238	12.0	77	22

INTERCEPTIONS	NO.	YDS.	AVG.	LG	TD
Buchanan	4	45	11.3	28	0
Baylor	3	11	3.7	7	0
Herrod	1	29	29.0	29	0
Daniel	1	17	17.0	17	0
Belser	1	14	14.0	11	0
COLTS	10	116	11.6	29	0
OPPONENTS	15	247	16.5	56t	1

PUNTING NO.	YDS.	AVG.	TB	IN20	LG	BLK.
Stark	83	3595	43.3	13	18	65
COLTS	83	3595	43.3	13	18	65
OPPONENTS	71	2855	40.2	6	30	59

PUNT RETURNS	NO.	FC	YDS.	AVG.	LG	TD
Verdin	30	17	173	5.8	24	0
COLTS	30	17	173	5.8	24	0
OPPONENTS	41	12	352	8.6	71t	1

KICKOFF RETURNS	NO.	YDS.	AVG.	LG	TD
Verdin	50	1050	21.0	38	0
Culver	3	51	17.0	20	0
Butcher	2	2	1.0	2	0
Cash	1	11	11.0	11	0
Radevic	1	10	10.0	10	0
COLTS	57	1124	19.7	38	0
OPPONENTS	37	551	14.9	37	0

SACKS: Colts 21.0; Opponents 29.0; Hand 5.5-31; Bickett 3.5-22; Herrod 2-19; Peguese 2-12; Siragusa 1.5-5.5; McClendon 1.5-4.5; Emtman 1-8; Stargell 1-8; Sims 1-7; Clancy 1-3; Coryatt 1-0

USUAL STARTERS

OFFENSE	DEFENSE
WR Reggie Langhorne	LDE Skip McClendon
LT Will Wolford	LDT Sam Clancy
LG Randy Dixon	RDT Tony Siragusa
C Kirk Lowdermilk	RDE Jon Hand
RG William Schultz	SLB Duane Bickett
RT Zefross Moss	MLB Quentin Coryatt
TE Kerry Cash	WLB Jeff Herrod
WR Jessie Hester	LCB Chris Goode
QB Jeff George	RCB Eugene Daniel
RB Anthony Johnson	SS John Baylor
RB Roosevelt Potts	FS Jason Belser

PASSING	ATT.	COMP.	YDS.	PCT.	AVG./ATT.	TD	TD%	INT.	INT%	LG	SACKED	RATING
George	407	234	2526	57.5	6.21	8	2.0	6	1.5	72t	26/190	76.3
Trudeau	162	85	992	52.5	6.12	2	1.2	7	4.3	68t	2/11	57.4
Majkowski	24	13	105	54.2	4.38	0	0.0	1	4.2	17t	1/5	48.1
Johnson	1	0	0	0.0	0.00	0	0.0	1	100.0	0	0/0	0.0
COLTS	594	332	3623	55.9	6.10	10	1.7	15	2.5	72t	29/206	69.2
OPPONENTS	454	270	3238	59.5	7.13	22	4.8	10	2.2	77t	21/121	88.3

RECORDS



1994

RECORD: 8-8 COACH: TED MARCHIBRODA
THIRD – AFC EASTERN DIVISION
HOME: 5-3 AWAY: 3-5
DIV: 4-4 CONF: 8-6 NCONF: 0-2

*Sellout

DATE	RESULTS	OPPONENT	ATTENDANCE
9/4	W 45-21	HOUSTON	47,372
9/11	L 10-24	@ Tampa Bay	36,631
9/18	L 21-31	@ Pittsburgh	54,040
9/25	L 14-21	CLEVELAND	55,821
10/2	W 17-15	SEATTLE	49,876
10/9	L 6-16	@ New York Jets	64,934
10/16	W 27-17	@ Buffalo	79,404
10/23	L 27-41	WASHINGTON	*57,879
10/30	W 28-25	NEW YORK JETS	44,350
11/6	L 21-22	@ Miami	71,158
11/20	W 17-13	@ Cincinnati	55,566
11/27	L 10-12	NEW ENGLAND	43,839
12/4	W 31-19	@ Seattle	39,574
12/11	L 13-28	@ New England	57,656
12/18	W 10-6	MIAMI	*58,867
12/24	W 10-9	BUFFALO	38,458

TEAM STATISTICS	COLTS	OPP
TOTAL FIRST DOWNS	252	311
Rushing	108	98
Passing	126	192
Penalty	18	21
3rd Dwn. M/A/Pct.	70/198/35.4	115/251/45.8
4th Dwn. M/A/Pct.	12/17/70.6	13/23/56.5
TOTAL NET YARDS	4413	5325
Avg. Per Game	275.8	332.8
Total Plays	899	1090
Avg. Per Play	4.9	4.9
NET YARDS RUSHING	2060	1646
Avg. Per Game	128.8	102.9
Total Rushes	495	463
NET YARDS PASSING	2353	3679
Avg. Per Game	147.1	229.9
Tackled/Yards Lost	28/166	29/218
Gross Yards	2519	3897
Att./Completions	376/217	598/354
Completion Pct.	57.7	59.2
Had Intercepted	14	18
PUNTS/AVERAGE	74/41.8	72/42.2
NET PUNTING AVG.	34.1	35.6
PENALTIES/YARDS	82/658	110/824
FUMBLES/BALL LOST	30/17	21/10
TOUCHDOWNS	37	34
Rushing	15	8
Passing	15	24
Defense/Kicking	5/2	2/0
TIME OF POSSESSION	28:31	31:29

SCORE BY PERIODS	1	2	3	4	TOTAL
COLTS	82	86	73	66	307
OPPONENTS	48	81	59	132	320

SCORING	TDR	TDPTDRT	PAT	FG	S	TP
Biasucci			37-37	16-24	85	
Faulk	11	1			72	
Turner		6			36	
Dawkins		5			30	
Buchanan			3		18	
Majkowski	3				18	
Potts	1	1			12	
Bennett		1			6	
Brewer		1			6	
Cash		1			6	
Coryatt			1		6	
Humphrey			1		6	
Jackson		1			6	
COLTS	15	15	7	37-37	16-24	0
OPPONENTS	8	24	2	29-29	27-34	1

2-POINT: Colts 0-0; Opponent 2-5

FGS	1-19	20-29	30-39	40-49	50+	TOT.
Biasucci	1-1	5-5	3-7	5-9	2-2	16-24
COLTS	1-1	5-5	3-7	5-9	2-2	16-24
OPP.	1-1	12-12	7-10	7-10	0-1	27-34

Biasucci:	(42)	(26)	(1)	(46)	(45)	(37	44	35)	(43	33)	
	(50	28)	(1)	(32b)	(35)	(42	50)	(21)	(27	47)	
	(40b	42	19)	(38b	31	22)					
OPP.:	(55)	(47)	(46)	(1)	(42	43	45)	(27	42	37)	(23)
	(21	27)	(26)	(33	31	20	34)	(29	46	34)	
	(22	37	25	42)	(37	31)	(36)	(33	19)		
	(49	20	21	24	46)						

RUSHING	NO.	YDS.	AVG.	LG	TD
Faulk	314	1282	4.1	52	11
Potts	77	336	4.4	52	1
Harbaugh	39	223	5.7	41	0
Humphrey	18	85	4.7	27	0
Warren	18	80	4.4	34	0
Majkowski	24	34	1.4	10	3
Nagle	1	12	12.0	12	0
Toner	1	11	11.0	11	0
Turner	3	-3	-1.0	5	0
COLTS	495	2060	4.2	52	15
OPPONENTS	463	1646	3.6	40	8

RECEIVING	NO.	YDS.	AVG.	LG	TD
Turner	52	593	11.4	28	6
Faulk	52	522	10.0	85t	1
Dawkins	51	742	14.5	49	5
Potts	26	251	9.7	30	1
Cash	16	190	11.9	24	1
Jackson	8	97	12.1	22	1
Warren	3	47	15.7	29	0
Humphrey	3	19	6.3	12	0
Bailey	2	30	15.0	23	0
Baker	2	15	7.5	10	0
Arbuckle	1	7	7.0	7	0
Etheredge	1	6	6.0	6	0
COLTS	217	2519	11.6	85t	15
OPPONENTS	354	3897	11.0	65t	24

INTERCEPTIONS	NO.	YDS.	AVG.	LG	TD
Buchanan	8	221	27.6	90t	3
Tate	3	51	17.0	30	0
Ambrose	2	50	25.0	42	0
Daniel	2	6	3.0	6	0
Belsler	1	31	31.0	31	0
Humphrey	1	1	1.0	1	0
Watts	1	0	0.0	0	0
COLTS	18	360	20.0	90t	3
OPPONENTS	14	174	12.4	39	2

PUNTING NO.	YDS.	AVG.	TB	IN20	LG	BLK.	
Stark	73	3092	42.4	10	22	60	1
COLTS	74	3092	41.8	10	22	60	1
OPPONENTS	72	3039	42.2	7	16	71	0

PUNT RETURNS	NO.	FC	YDS.	AVG.	LG	TD
Brewer	42	8	339	8.1	75t	1
COLTS	42	8	339	8.1	75t	1
OPPONENTS	40	9	366	9.2	38	0

KICKOFF RETURNS	NO.	YDS.	AVG.	LG	TD
Humphrey	35	783	22.4	95t	1
Brewer	18	358	19.9	34	0
Warren	2	56	28.0	38	0
Etheredge	2	23	11.5	14	0
Radevic	1	17	17.0	17	0
Toner	1	8	8.0	8	0
Jackson	1	5	5.0	5	0
Gray	0	4	0.0	4	0
COLTS	60	1254	20.9	95t	1
OPPONENTS	65	1316	20.2	47	0

SACKS: Colts 29.0; Opponents 28.0; Bennett 9.82; McCoy 6.52; Siragusa 5.30; Alberts 2.13; Herrod 1.10; Nunn 1.10; McDonald 1.7; Buchanan 1.6; Coryatt 1.4; Noga 1.3; Ertman 1.1

USUAL STARTERS PRO BOWLERS IN BOLDFACE

OFFENSE	DEFENSE
WR Sean Dawkins	LDE Bernard Whittington
LT Will Wolford	LDT Tony McCoy
LG Randy Dixon	RDT Tony Siragusa
C Kirk Lowdermilk	RDE Tony Bennett
RG Joe Staysniak	LLB Stephen Grant
RT Zeffross Moss	MLB Jeff Herrod
TE Kerry Cash	RLB Quentin Coryatt
WR Floyd Turner	LCB Ray Buchanan
QB Jim Harbaugh	RCB Eugene Daniel
RB Marshall Faulk	SS David Tate
RB Roosevelt Potts	FS Jason Belsler

PASSING	ATT.	COMP.	YDS.	PCT.	AVG./ATT.	TD	TD%	INT.	INT%	LG	SACKED	RATING
Harbaugh	202	125	1440	61.9	7.13	9	4.5	6	3.0	85t	17/72	85.8
Majkowski	152	84	1010	55.3	6.64	6	3.9	7	4.6	29t	9/76	69.8
Nagle	21	8	69	38.1	3.29	0	0.0	1	4.8	23t	2/18	27.7
Warren	1	0	0	0.0	0.00	0	0.0	0	0.0	0	0/0	39.6
COLTS	376	217	2519	57.7	6.70	15	4.0	14	3.7	85t	28/166	75.9
OPPONENTS	598	354	3897	59.2	6.52	24	4.0	18	3.0	65t	29/218	79.4

RECORDS



1996

RECORD: 9-7 COACH: LINDY INFANTE
THIRD – AFC EASTERN DIVISION
HOME: 6-2 AWAY: 3-5
DIV: 4-4 CONF: 6-6 NCONF: 3-1

*Sellout

DATE	RESULTS	OPPONENT	ATTENDANCE
9/1	W 20-13	ARIZONA	48,133
9/8	W 21-7	@ New York Jets	63,534
9/15	W 25-24	@ Dallas	63,021
9/23	W 10-6	MIAMI	*60,891
10/6	L 13-16 OT	@ Buffalo	79,401
10/13	W 26-21	BALTIMORE	*56,978
10/20	L 9-27	NEW ENGLAND	*58,725
10/27	L 16-31	@ Washington	54,254
11/3	L 19-26	SAN DIEGO	*58,484
11/10	L 13-37	@ Miami	66,623
11/17	W 34-29	NEW YORK JETS	48,322
11/24	L 13-27	@ New England	58,226
12/1	W 13-10 OT	BUFFALO	*53,804
12/5	W 37-10	PHILADELPHIA	52,689
12/15	W 24-19	@ Kansas City	71,136
12/22	L 24-31	@ Cincinnati	49,389
12/29	L 14-42	@ Pittsburgh	58,078

TEAM STATISTICS	COLTS	OPP
TOTAL FIRST DOWNS	288	305
Rushing	89	108
Passing	172	189
Penalty	27	8
3rd Dwn M/A/Pct	81/215 37.7	88/221 39.8
4th Dwn M/A/Pct	5/12 41.7	11/15 73.3
TOTAL NET YARDS	4744	5403
Avg. Per Game	296.5	337.7
Total Plays	1000	1022
Avg. Per Play	4.7	5.3
NET YARDS RUSHING	1448	1760
Avg. Per Game	90.5	110.0
Total Rushes	420	459
NET YARDS PASSING	3296	3643
Avg. Per Game	206.0	227.7
Tackled/Yds Lost	43/248	29/182
Gross Yards	3544	3825
Att./Completions	537/311	534/318
Completion Pct.	57.9	59.6
Had Intercepted	11	13
PUNTS/AVERAGE	68/45.7	81/43.5
NET PUNTING AVG.	39.0	36.3
PENALTIES/YARDS	76/615	121/970
FUMBLES/BALL LOST	24/13	20/10
TOUCHDOWNS	30	38
Rushing	9	12
Passing	16	25
Defense/Kicking	4/1	0/1
TIME OF POSSESSION	30:44	28:16

SCORE BY PERIODS	1	2	3	4	OT	TOTAL
COLTS	57	94	65	98	3	317
OPPONENTS	60	123	66	82	3	334

SCORING	TDR	TDP	TDRT	PAT	FG	2P	S	TP
Blanchard				27-27	36-40			135
Harrison	8							48
Faulk	7							42
Dilger	4							24
Belser		2						12
Bailey	1							6
Crockett	1							6
Daniel	1		1					6
Dawkins	1							6
Harbaugh	1							6
Herrod		1						6
Pollard	1							6
Stablein	1							6
Warren	1							6
Dent						1	2	
COLTS	9	16	5	27-27	36-40	0	1	317
OPPONENT	12	25	1	33-34	23-28	0	1	334

2-Point: Colts 0-3; Opponent 1-4

FGS	1-19	20-29	30-39	40-49	50+	TOT.
Blanchard	1-1	11-11	8-9	11-14	5-5	36-40
COLTS	1-1	11-11	8-9	11-14	5-5	36-40
OPP.	0-0	12-12	7-7	3-6	1-3	23-28

Blanchard:	(23, 40)	(1)	(23, 25, 52, 43)	(18)	(46, 44, 41)		
	(27, 30)	(21, 35, 38)	(21, 49, 42, 51)				
	(47, 39, 33, 20)	(48, 22)	(25, 49, 37, 50)				
	(42, 50)	(33, 41)	(25, 49)	(30, 42, 51)	(22, 32)		
OPP.:	(24, 29, 46)	(1)	(52, 40, 57)	(24, 29, 53)			
	(42, 37, 39)	(1)	(44, 36)	(20)	(28, 30, 47, 22)		
	(44)	(23)	(26, 22)	(24)	(31)	(30, 30)	(25)

RUSHING	NO.	YDS.	AVG.	LG	TD
Faulk	198	587	3.0	43	7
Warren	67	230	3.4	53	1
Harbaugh	48	192	4.0	21	1
Groce	46	184	4.0	24	0
Crockett	31	164	5.3	25	0
Workman	24	70	2.9	11	0
Harrison	3	15	5.0	15	0
Justin	2	7	3.5	6	0
Bell	1	-1	-1.0	-1	0
COLTS	420	1448	3.4	53	9
OPPONENTS	459	1760	3.8	32	12

RECEIVING	NO.	YDS.	AVG.	LG	TD
Harrison	64	836	13.1	41	8
Faulk	56	428	7.6	30t	0
Dawkins	54	751	13.9	42	1
Dilger	42	503	12.0	51	4
Warren	22	174	7.9	17	0
Bailey	18	302	16.8	40	0
Stablein	18	192	10.7	30t	1
Groce	13	106	8.2	24	0
Crockett	11	96	8.7	32	1
Pollard	6	86	14.3	48t	1
Workman	4	36	9.0	18	0
Stock	2	24	12.0	13	0
Doering	1	10	10.0	10	0
COLTS	311	3544	11.4	51	16
OPPONENTS	318	3825	12.0	95t	25

INTERCEPTIONS	NO.	YDS.	AVG.	LG	TD
Belser	4	81	20.3	44t	2
Daniel	3	35	11.7	35t	1
Buchanan	2	32	16.0	32	0
Herrod	1	68	68.0	68t	1
Watts	1	21	21.0	21	0
Morrison	1	20	20.0	20	0
Alberts	1	19	19.0	19	0
COLTS	13	276	21.2	68t	4
OPPONENTS	11	133	12.1	36	0

PUNTING NO.	YDS.	AVG.	TB	IN20	LG	BLK.
Gardocki	68	3105	45.7	2	23	61
COLTS	68	3105	45.7	2	23	61
OPPONENTS	81	3525	43.5	7	22	65

PUNT RETURNS	NO.	FC	YDS.	AVG.	LG	TD
Harrison	18	9	177	9.8	31	0
Buchanan	12	3	201	16.8	82	0
Stablein	6	2	56	9.3	30	0
Stock	5	1	13	2.6	9	0
COLTS	41	15	447	10.9	82	0
OPPONENTS	38	15	413	10.9	71	0

KICKOFF RETURNS	NO.	YDS.	AVG.	LG	TD
Bailey	43	1041	24.2	95t	1
Stock	12	254	21.2	28	0
Warren	3	54	18.0	18	0
Buchanan	1	20	20.0	20	0
Groce	1	18	18.0	18	0
Hetherington	1	16	16.0	16	0
COLTS	61	1403	23.0	95t	1
OPPONENTS	67	1666	24.9	70	0

SACKS: Colts 29.0; Opponents 43.0; Dent 6.5-42; Bennett 6-26; McCoy 5-36; Whittington 3-23; Siragusa 2-21; Belser 1-7; Alexander 1-6; Grant 1-5; Martin 1-5; Tate 1-3; Team 1-2; Buchanan 0.5-6

USUAL STARTERS

PRO BOWLERS IN BOLDFACE

OFFENSE	DEFENSE
WR Sean Dawkins	LDE Bernard Whittington
LT Kipp Vickers	LDT Tony McCoy
	Troy Auzenne
LG Doug Widell	RDT Tony Siragusa
C Kirk Lowdermilk	RDE Tony Bennett
RG Eric Mahlum	LLB Stephen Grant
RT Jason Mathews	MLB Jeff Herrod
TE Ken Dilger	RLB Quentin Coryatt
	Steve Morrison
WR Marvin Harrison	LCB Ray Buchanan
QB Jim Harbaugh	RCB Eugene Daniel
RB Marshall Faulk	SS David Tate
RB Cliff Groce	FS Jason Belser
K Cary Blanchard	P Chris Gardocki

PASSING	ATT.	COMP.	YDS.	PCT.	AVG./ATT.	TD	TD%	INT.	INT%	LG	SACKED	RATING
Harbaugh	405	232	2630	57.3	6.49	13	3.2	11	2.7	51t	36/190	76.3
Justin	127	74	839	58.3	6.61	2	1.6	0	0.0	38t	7/158	83.4
Bell	5	5	75	100.0	15.00	1	20.0	0	0.0	30t	0/110	158.3
COLTS	537	311	3544	57.9	6.60	16	3.0	11	2.0	51t	43/248	79.2
OPPONENTS	534	318	3825	59.6	7.16	25	4.7	13	2.4	95t	29/182	87.0

RECORDS



1997

**RECORD: 3-13 COACH: LINDY INFANTE
FIFTH – AFC EASTERN DIVISION**

HOME: 2-6 AWAY: 1-7

DIV: 2-6 CONF: 2-10 NCONF: 1-3

***Sellout**

DATE	RESULTS	OPPONENT	ATTENDANCE
8/31	L 10-16	@ Miami	70,813
9/7	L 6-31	NEW ENGLAND	53,632
9/14	L 3-31	SEATTLE	49,194
9/21	L 35-37	@ Buffalo	55,340
10/5	L 12-16	NEW YORK JETS	48,295
10/12	L 22-24	@ Pittsburgh	57,925
10/20	L 6-9	BUFFALO	*61,139
10/26	L 19-35	@ San Diego	63,177
11/2	L 28-31	TAMPA BAY	58,512
11/9	L 13-28	CINCINNATI	58,473
11/16	W 41-38	GREEN BAY	*60,928
11/23	L 10-32	@ Detroit	62,803
11/30	L 17-20	@ New England	58,507
12/7	W 22-14	@ New York Jets	61,168
12/14	W 41-0	MIAMI	*61,282
12/21	L 28-39	@ Minnesota	54,107

SCORING	TDR	TDP	TDR	PAT	FG	2P	S	TP
Warren	2							12
Stablein		1				1		8
Alexander			1					6
Belsler			1					6
Blackmon			1					6
Crockett	1							6
Fontenot			1					6
McElroy			1					6
Pollard						1		2
Team							1	2
COLTS	10	16	5	21-21	32-41	4	1	313
OPPONENT	18	26	2	42-44	27-31	0	1	401

2-Point: Colts 4-10; Opponent 0-2

FGS	1-19	20-29	30-39	40-49	50+	TOT.
Blanchard	0-0	9-9	12-14	10-15	1-3	32-41
COLTS	0-0	9-9	12-14	10-15	1-3	32-41
OPP.	2-2	10-10	8-9	4-6	3-4	27-31

Blanchard: (42, 45, 58, 35)(45,38)(46)
(39,36,49,22,25) (48)(37,27,35,42)
(51,39,32)(43,36,30) (30,42,45)
(42,42,41,35,20)(35)(24,42)
(38,20,42)(21,50)(27,21)
OPP.: (23,34,19)(21)(27)(27)(53,37,23)(23)
(22,47,32,27)(45,35,34,31,45,40b)(36b)
(18) (38,52,55)(32,48)(42)(50)(29,25)

RUSHING	NO.	YDS.	AVG.	LG	TD
Faulk	264	1054	4.0	45	7
Crockett	95	300	3.2	20	1
Harbaugh	36	206	5.7	18	0
Warren	28	80	2.9	11	2
Groce	10	66	6.6	29	0
Bailey	3	20	6.7	18	0
Holcomb	5	5	1.0	3	0
Justin	6	2	0.3	3	0
Potts	1	1	1.0	1	0
Harrison	2	-7	-3.5	0	0
COLTS	450	1727	3.8	45	10
OPPONENTS	438	2034	4.6	80t	18

RECEIVING	NO.	YDS.	AVG.	LG	TD
Harrison	73	866	11.9	44	6
Dawkins	68	804	11.8	51	2
Faulk	47	471	10.0	58	1
Dilger	27	380	14.1	43	3
Bailey	26	329	12.7	22	3
Stablein	25	253	10.1	30	1
Warren	20	192	9.6	31	0
Crockett	15	112	7.5	19	0
Pollard	10	116	11.6	28	0
Slutzker	3	22	7.3	11	0
Doering	2	12	6.0	8	0
Glenn	1	3	3.0	3	0
COLTS	317	3560	11.2	58	16
OPPONENTS	261	3067	11.8	74	26

INTERCEPTIONS	NO.	YDS.	AVG.	LG	TD
Belsler	2	121	60.5	50t	1
Coryatt	2	3	1.5	3	0
C. Gray	2	0	0.0	0	0
Alexander	1	43	43.0	43t	1
Mathis	1	31	31.0	31	0
Johnson	1	18	18.0	18	0
Clark	1	14	14.0	14	0
Blackmon	1	2	2.0	2	0
Morrison	1	2	2.0	2	0
COLTS	12	234	19.5	52t	2
OPPONENTS	17	285	16.8	43	0

PUNTING NO.	YDS.	AVG.	TB	IN20	LG	BLK.	
Gardocki	67	3034	45.3	6	18	72	0
COLTS	67	3034	45.3	6	18	72	0
OPPONENTS	64	2948	46.1	10	14	65	0

PUNT RETURNS	NO.	FC	YDS.	AVG.	LG	TD
Stablein	17	9	133	7.8	20	0
Jacquet	13	0	96	7.4	17	0
Bailey	1	0	19	19.0	19	0
Harrison	0	1	0	0.0	0	0
COLTS	31	10	248	8.0	20	0
OPPONENTS	43	8	491	11.4	63	0

KICKOFF RETURNS	NO.	YDS.	AVG.	LG	TD
Bailey	55	1206	21.9	61	0
Jacquet	8	156	19.5	27	0
Hetherington	2	23	11.5	23	0
Neal	1	23	23.0	23	0
Warren	1	19	19.0	19	0
Groce	1	15	15.0	15	0
COLTS	68	1442	21.2	61	0
OPPONENTS	64	1544	24.1	53	1

SACKS: Colts 37.0; Opponents 62.0; Footman 10.5-65.5; Johnson 4.5-38; Fontenot 4.5-28; Bennett 3-13; Blackmon 3-22; McCoy 2.5-21.5; Coryatt 2-7; Montgomery 1-16; Alexander 1-12; Shello 1-8; Belsler 1-7; Burroughs 1-5; Morrison 1-4; Team 1-0

USUAL STARTERS

OFFENSE		DEFENSE	
WR	Sean Dawkins	LDE	Al Fontenot
LT	Adam Meadows	LDT	Tony McCoy
LG	Doug Widell	RTD	Ellis Johnson
C	Jay Leeuwenburg	RDE	Dan Footman
RG	Tarik Glenn	LLB	Elijah Alexander, Steve Morrison
RT	Tony Mandarich	MLB	Stephen Grant
TE	Ken Dilger	RLB	Quentin Coryatt
WR	Marvin Harrison	LCB	Carlton Gray
QB	Jim Harbaugh	RCB	Damon Watts, Dedric Mathis
RB	Marshall Faulk	SS	Robert Blackmon
RB	Zack Crockett	FS	Jason Belsler

TEAM STATISTICS	COLTS	OPP
TOTAL FIRST DOWNS	301	280
Rushing	109	95
Passing	171	163
Penalty	21	22
3rd Dwn M/A/Pct	83/219 37.9	83/199 41.7
4th Dwn M/A/Pct	10/20 50.0	4/14 28.6
TOTAL NET YARDS	4969	4954
Avg. Per Game	304.3	303.4
Total Plays	1035	928
Avg. Per Play	4.7	5.2
NET YARDS RUSHING	1727	2034
Avg. Per Game	107.9	127.1
Total Rushes	450	438
NET YARDS PASSING	3142	2820
Avg. Per Game	196.4	176.3
Tackled/Yds Lost	62/418	37/247
Gross Yards	3560	3067
Att./Completions	523/317	453/261
Completion Pct.	60.6	57.6
Had Intercepted	17	12
PUNTS/AVERAGE	67/46.3	64/46.1
NET PUNTING AVG.	36.2	39.1
PENALTIES/YARDS	106/880	102/861
FUMBLES/BALL LOST	23/11	23/13
TOUCHDOWNS	31	46
Rushing	10	18
Passing	16	26
Defense/Kicking	4/1	1/1
TIME OF POSSESSION	32:56	27:04

SCORE BY PERIODS	1	2	3	4	OT	TOTAL
COLTS	62	103	50	98	0	313
OPPONENTS	74	141	65	121	0	401

SCORING TDR	TDP	TDR	PAT	FG	2P	S	TP
Blanchard			21-21	32-41			117
Faulk	7	1					48
Harrison		6			2		40
Bailey		3					18
Dilger		3					18
Dawkins		2					12

PASSING	ATT.	COMP.	YDS.	PCT.	AVG./ATT.	TD	TD%	INT.	INT%	LG	SACKED	RATING
Harbaugh	309	189	2060	61.2	6.67	10	3.2	4	1.3	58	41/256	86.2
Justin	140	83	1046	59.3	7.47	5	3.6	5	3.6	44	10/186	79.6
Holcomb	73	45	454	61.6	6.22	1	1.4	8	11.0	41	11/176	44.3
Warren	1	0	0.0	0.0	0.00	0	0.0	0	0.0	0	0/110	39.6
COLTS	523	317	3560	60.6	6.81	16	3.1	17	3.3	58	62/418	77.6
OPPONENTS	453	261	3067	57.6	6.77	26	5.7	12	2.6	74	37/247	86.4

RECORDS



1998

RECORD: 3-13 COACH: JIM MORA FIFTH – AFC EASTERN DIVISION

HOME: 3-5 AWAY: 0-8

DIV: 1-7 CONF: 3-9 NCONF: 0-4

*Sellout	DATE	RESULTS	OPPONENT	ATTENDANCE
	9/6	L 15-24	MIAMI	*60,587
	9/13	L 6-29	@ New England	60,068
	9/20	L 6-44	@ New York Jets	79,469
	9/27	L 13-19 OT	NEW ORLEANS	48,480
	10/4	W 17-12	SAN DIEGO	51,988
	10/11	L 24-31	BUFFALO	52,938
	10/18	L 31-34	@ San Francisco	68,486
	11/1	L 16-21	NEW ENGLAND	58,056
	11/8	L 14-27	@ Miami	73,400
	11/15	W 24-23	NEW YORK JETS	55,520
	11/22	L 11-34	@ Buffalo	49,032
	11/29	L 31-38	@ Baltimore	68,898
	12/6	L 21-28	@ Atlanta	61,141
	12/13	W 39-26	CINCINNATI	55,179
	12/20	L 23-27	@ Seattle	58,703
	12/27	L 19-27	CAROLINA	58,182

TEAM STATISTICS	COLTS	OPP
TOTAL FIRST DOWNS	298	341
Rushing	77	131
Passing	190	181
Penalty	31	29
3rd Down: M/A/Pct.	71/202 35.1	89/208 42.8
4th Down: M/A/Pct.	4/10 40.0	3/9 33.3
TOTAL NET YARDS	5116	5832
Avg. Per Game	319.8	364.5
Total Plays	982	1043
Avg. Per Play	5.2	5.6
NET YARDS RUSHING	1486	2566
Avg. Per Game	92.9	160.4
Total Rushes	384	544
NET YARDS PASSING	3630	3266
Avg. Per Game	226.9	204.1
Tackled/Yards Lost	22/109	38/231
Gross Yards	3739	3497
Att./Completions	576/326	461/275
Completion Pct.	56.6	59.7
Had Intercepted	28	8
PUNTS/AVERAGE	79/45.4	68/44.6
NET PUNTING AVG.	37.1	36.6
PENALTIES/YARDS	106/853	108/917
FUMBLES/BALL LOST	10/5	29/11
TOUCHDOWNS	33	52
Rushing	7	20
Passing	26	27
Defense/Kicking	0/0	3/2
POSSESSION AVG.	27:47	32:13

SCORE BY PERIODS	1	2	3	4	OT	TOTAL
COLTS	105	69	47	89	0	310
OPPONENTS	60	170	61	147	6	444

SCORING	TDR	TDP	TDRT	PAT	FG	2P	S	TP
Vanderjagt					23-23	27-31		104
Faulk	6	4						60
Harrison	7							44
Small	7							42
Pollard	4							28
Warren	1	1						12
Dilger	1					1		8
Green	1							6
Pathon	1							6
COLTS	7	26	0	23-23	27-32	1	0	304
OPPONENTS	20	27	4	44-45	28-37	0	0	434
2-Point: Colts 4-10, Opponents 2-6								

FGS	1-19	20-29	30-39	40-49	50+	TOT.
Vanderjagt	1-1	8-8	4-4	8-9	6-9	27-31
COLTS	1-1	8-8	4-4	8-9	6-9	27-31
OPP.	1-1	12-13	5-5	8-12	2-6	28-37

Vanderjagt:	(51,27,20)	((43,24)	52,19)	48,40)	51,40)
	(22,33)	43,41)	38,53)	50)	(31,53)
	(27)	53,52)	(50)	(32,48,20)	(22,28,47,42)
OPP.:	(22,51)	(19,23,52,42)	(36)	(22,20)	
	(50,47,25)	(53,39)	(27,43,24)		
	(21,23)	(37,40,25,47)	(35,24)	(43,48,47)	
	(47)	(41,26)	(42,53,52,30)	(44,27)	

RUSHING	NO.	YDS.	AVG.	LG	TD
Faulk	324	1319	4.1	68T	6
Manning	15	62	4.1	15	0
Warren	25	61	2.4	14	1
Elias	8	24	3.0	8	0
Heyward	6	15	2.5	8	0
Crockett	2	5	2.5	5	0
Small	1	2	2.0	2	0
Pathon	3	-2	-0.7	4	0
COLTS	384	1486	3.9	68T	7
OPPONENTS	544	2566	4.7	81	20

RECEIVING	NO.	YDS.	AVG.	LG	TD
Faulk	86	908	10.6	78T	4
Harrison	59	776	13.2	61T	7
Pathon	50	511	10.2	45	1
Small	45	681	15.1	53	7
Dilger	31	303	9.8	27	1
Pollard	24	309	12.9	44T	4
Green	15	177	11.8	25	1
Warren	11	44	4.0	12	1
Elias	1	11	11.0	11	0
Heyward	1	9	9.0	9	0
Banta	1	7	7.0	7	0
Greene	1	2	2.0	2	0
Crockett	1	1	1.0	1	0
COLTS	326	3739	11.5	78T	26
OPPONENTS	275	3497	12.7	82T	27

INTERCEPTIONS	NO.	YDS.	AVG.	LG	TD
Clark	1	30	30.0	30	0
Montgomery	1	22	22.0	22	0
Belser	1	19	19.0	19	0
Blackmon	1	14	14.0	14	0
Alexander	1	12	12.0	12	0
Barber	1	0	0.0	0	0
Burris	1	0	0.0	0	0
Poole	1	0	0.0	0	0
COLTS	8	97	12.1	30	0
OPPONENTS	28	353	12.6	59T	2

PUNTING NO.	YDS.	AVG.	TB	IN20	LG	BLK.
Gardocki	79	3583	45.4	10	23	62
COLTS	79	3583	45.4	10	23	62
OPPONENTS	68	3032	44.6	10	21	73

PUNT RETURNS	NO.	FC	YDS.	AVG.	LG	TD
Bailey	19	4	176	9.3	33	0
Poole	12	6	107	8.9	16	0
Belser	1	0	53	53.0	53	0
McGuire	2	1	4	2.0	4	0
COLTS	34	11	340	10.0	53	0
OPPONENTS	42	16	451	10.7	40	0

KICKOFF RETURNS	NO.	YDS.	AVG.	LG	TD
Bailey	34	759	22.3	44	0
Elias	14	317	22.6	29	0
Warren	8	152	19.0	26	0
Hetherington	5	71	14.2	20	0
McGuire	4	75	18.8	28	0
Clark	3	38	12.7	15	0
Dilger	1	14	14.0	14	0
Pollard	1	4	4.0	4	0
Morrison	1	2	2.0	2	0
COLTS	71	1432	20.2	44	0
OPPONENTS	65	1687	26.0	99T	1

SACKS: Colts 38.0; Opponents 22.0; Johnson 8-34; McCoy 6-27; Berry 4-27; Whittington 4-23; Chester 3-19; Barber 2-26; Montgomery 2-23; Tuinei 2-12; Belser 1-13; Chorak 1-7; Morrison 1-6; Shello 1-6; Blackmon 1-1; Fontenot 1-0

USUAL STARTERS PRO BOWLERS IN BOLDFACE

OFFENSE	DEFENSE
WR Jerome Pathon	LDE Bernard Whittington
LT Tarik Glenn	LDT Tony McCoy
LG Steve McKinney	RDT Ellis Johnson
C Jay Leeuwenburg	RDE Bertrand Berry
RG Tony Mandarich	LLB Steve Morrison
RT Adam Meadows	MLB Jeff Herrod
TE Ken Dilger	Michael Barber
WR Marvin Harrison	RLB Elijah Alexander
QB Peyton Manning	LCB Jeff Burris
RB Marshall Faulk	RCB Tyrone Poole
H-B Marcus Pollard	SS Robert Blackmon
	FS Jason Belser

PASSING	ATT.	COMP.	YDS.	PCT.	AVG./ATT.	TD	TD%	INT.	INT%	LG	SACKED	RATING
Manning	575	326	3739	56.7	6.50	26	4.5	28	4.9	78T	22/109	71.2
Small	1	0	0	0.0	0.00	0	0.0	0	0.0	0	0/0	39.6
TEAM	576	326	3739	56.6	6.49	26	4.5	28	4.9	78T	22/109	71.1
OPPONENTS	461	275	3497	59.7	7.59	27	5.9	8	1.7	82T	38/231	95.7

RECORDS



1999

RECORD: 13-3 COACH: JIM MORA
FIRST – AFC EASTERN DIVISION

HOME: 7-1 AWAY: 6-2

DIV: 5-3 CONF: 9-3 NCONF: 4-0

*Sellout

DATE	RESULTS	OPPONENT	ATTENDANCE
9/12	W 31-14	BUFFALO	*56,238
9/19	L 28-31	@ New England	59,640
9/26	W 27-19	@ San Diego	56,942
10/10	L 31-34	MIAMI	*56,810
10/17	W 16-13	@ New York Jets	78,112
10/24	W 31-10	CINCINNATI	*55,996
10/31	W 34-24	DALLAS	*56,860
11/7	W 25-17	KANSAS CITY	*56,689
11/14	W 27-19	@ New York Giants	78,081
11/21	W 44-17	@ Philadelphia	65,521
11/28	W 13-6	NEW YORK JETS	*56,689
12/5	W 37-34	@ Miami	74,096
12/12	W 20-15	NEW ENGLAND	*56,975
12/19	W 24-21	WASHINGTON	*57,013
12/26	W 29-28	@ Cleveland	72,618
1/2	L 6-31	@ Buffalo	61,959
1/16	L 16-19	TENNESSEE	*57,097

TEAM STATISTICS

	COLTS	OPP
TOTAL FIRST DOWNS	327	304
Rushing	89	92
Passing	200	192
Penalty	38	20
3rd Down: M/A/Pct.	73/186 39.2	73/208 35.1
4th Down: M/A/Pct.	2/6 33.3	7/16 43.8
TOTAL NET YARDS	5276	5221
Avg. Per Game	357.9	326.3
Total Plays	979	1008
Avg. Per Play	5.8	5.2
NET YARDS RUSHING	1660	1715
Avg. Per Game	103.8	107.2
Total Rushes	419	406
NET YARDS PASSING	4066	3506
Avg. Per Game	254.1	219.1
Tackled/Yards Lost	14/116	41/269
Gross Yards	4182	3775
Att./Completions	546/338	561/328
Completion Pct.	61.9	58.5
Had Intercepted	17	10
PUNTS/AVERAGE	60/41.1	83/41.4
NET PUNTING AVG.	60/30.6	83/35.3
PENALTIES/YARDS	81/683	130/1093
FUMBLES/BALL LOST	25/11	22/13
TOUCHDOWNS	46	36
Rushing	15	12
Passing	26	21
Defense/Kicking	2/3	3/0
POSSESSION AVG.	30:45	29:15

SCORE BY PERIODS	1	2	3	4	OT	TOTAL
COLTS	112	114	88	109	0	423
OPPONENTS	51	109	63	110	0	333

SCORING	TDR	TDP	TDR/T	PAT	FG	2P	3P	TP
Vanderjagt				43-43	34-38			145
James	13	4						102
Harrison	12					1		74
Wilkins	4	3						42
Pollard	4							24
Dilger	2							12
Manning	2							12
Blevins			1					6
Cota			1					6
COLTS	15	26	5	43-43	34-38	1	0	423
OPPONENTS	12	21	3	31-31	26-29	2	0	333

2-Point: Colts 1-3, Opponents 2-5

FGS	1-19	20-29	30-39	40-49	50+	TOT.
Vanderjagt	2-2	10-10	11-13	10-11	1-2	34-38
COLTS	2-2	10-10	11-13	10-11	1-2	34-38
OPP.	1-1	9-9	11-11	4-7	1-1	26-29

Vanderjagt:	(45,35)	(36,35,55,42)	(41,31,18,27)
	(22,37b)	(43,30,33,27)	(47,34,29,37)
	(45,29,34)	(22,37)	(44,48,53)
	(28,31)	(43)	
	(41,19,21)	(27,24)	

OPP:	(36,29)	(26,50)	(37,27,21,43)	(43,45,39)
	(32,24)	(38,47)	(33,42)	(48)
	(33,30)			
	(31,32)	(28,28,26)	(23,32,49b)	(19)

RUSHING	NO.	YDS.	AVG.	LG	TD
James	369	1553	4.2	72	13
Manning	35	73	2.1	13	2
Elias	13	28	2.2	8	0
Harrison	1	4	4.0	4	0
Wilkins	1	2	2.0	2	0
COLTS	419	1660	4.0	72	15
OPPONENTS	406	1715	4.2	28	12

RECEIVING	NO.	YDS.	AVG.	LG	TD
Harrison	115	1663	14.5	57t	12
James	62	586	9.5	54	4
Wilkins	42	565	13.5	80t	4
Dilger	40	479	12.0	30	2
Pollard	34	374	11.0	33	4
Green	21	287	13.7	50	0
Pathon	14	163	11.6	38	0
Shields	4	37	9.3	21	0
Elias	4	16	4.0	7	0
Jones	1	8	8.0	8	0
Greene	1	4	4.0	4	0
COLTS	338	4182	12.4	80t	26
OPPONENTS	328	3775	11.5	62t	21

INTERCEPTIONS	NO.	YDS.	AVG.	LG	TD
Poole	3	85	28.3	38	0
Blevins	2	115	57.5	74t	1
Burris	2	83	41.5	55	0
Wooten	1	4	4.0	4	0
Randolph	1	0	0.0	0	0
R. Thomas	1	0	0.0	0	0
COLTS	10	287	28.7	74t	1
OPPONENTS	17	189	11.1	37	2

PUNTING	NO.	YDS.	AVG.	TB	IN20	LG	BLK.
Smith	58	2467	42.5	8	16	61	2
COLTS	60	2467	41.1	8	16	61	2
OPPONENTS	83	3437	41.4	6	24	59	0

PUNT RETURNS	NO.	FC	YDS.	AVG.	LG	TD
Wilkins	41	17	388	9.5	39t	1
Pathon	0	1	0	0.0	0	0
COLTS	41	18	388	9.5	39t	1
OPPONENTS	29	7	469	16.2	76	0

KICKOFF RETURNS	NO.	YDS.	AVG.	LG	TD
Wilkins	51	1134	22.2	97t	1
Pathon	6	123	20.5	31	0
Elias	5	82	16.4	21	0
Muhammad	2	41	20.5	22	0
Austin	1	0	0.0	0	0
Greene	1	14	14.0	14	0
Shields	1	3	3.0	3	0
Belser	0	0	0.0	0	0
COLTS	67	1397	20.9	97t	1
OPPONENTS	83	1822	22.0	50	0

SACKS: Colts 41.0; Opponents 14.0; Bratzke 12-70; E. Johnson 7.5-46.5; Bennett 5-31; Peterson 3-23; M. Thomas 3-23; Burris 2-12; King 1.5-3.5; Chester 1-18; Royal 1-13; Belser 1-7; Whittington 1-7; Berry 1-6; Poole 1-5; Blevins 1-4

USUAL STARTERS PRO BOWLERS IN BOLDFACE

OFFENSE	DEFENSE
WR Terrence Wilkins	LDE Shawn King
LT Tarik Glenn	LDOT Bernard Whittington
LG Steve McKinney	RDT Ellis Johnson
C Larry Moore	RDE Chad Bratzke
RG Waverly Jackson	LLB Cornelius Bennett
RT Adam Meadows	MLB Michael Barber
TE Ken Dilger	RLB Mike Peterson
WR Marvin Harrison	LCB Jeff Burris
QB Peyton Manning	RCB Tyrone Poole
RB Edgerrin James	SS Chad Cota
TE Marcus Pollard	FS Jason Belser

PASSING	ATT.	COMP.	YDS.	PCT.	AVG./ATT.	TD	TD%	INT.	INT%	LG	SACKED	RATING
Manning	533	331	4135	62.1	7.76	26	4.9	15	2.8	80t	14/116	90.7
Walsh	13	7	47	53.8	3.62	0	0.0	2	15.4	11	0/0	22.4
COLTS	546	338	4182	61.9	7.66	26	4.8	17	3.1	80t	14/116	88.5
OPPONENTS	561	328	3775	58.5	6.73	21	3.7	10	1.8	62t	41/269	83.9

RECORDS



2000

RECORD: 10-6 COACH: JIM MORA
SECOND – AFC EASTERN DIVISION

HOME: 6-2 AWAY: 4-4

DIV: 5-3 CONF: 8-4 NCONF: 2-2

*Sellout

DATE	RESULTS	OPPONENT	ATTENDANCE
9/3	W 27-14	@ Kansas City	78,357
9/10	L 31-38	OAKLAND	*56,769
9/25	W 43-14	JACKSONVILLE	*56,816
10/1	W 18-16	@ Buffalo	72,617
10/8	L 16-24	@ New England	60,292
10/15	W 37-24	@ Seattle	63,593
10/22	W 30-23	NEW ENGLAND	*56,828
10/29	W 30-18	DETROIT	*56,971
11/5	L 24-27	@ Chicago	66,944
11/12	W 23-15	NEW YORK JETS	*56,857
11/19	L 24-26	@ Green Bay	59,869
11/26	L 14-17	MIAMI	*56,935
12/3	L 17-27	@ New York Jets	78,138
12/11	W 44-20	BUFFALO	*56,671
12/17	W 20-13	@ Miami	73,884
12/24	W 31-10	MINNESOTA	*56,672
12/30	L 17-23 OT	@ Miami	73,193

TEAM STATISTICS

	COLTS	OPP
TOTAL FIRST DOWNS	357	310
Rushing	111	109
Passing	213	177
Penalty	33	24
3rd Down: M/A/Pct.	94/201 46.8	84/217 38.7
4th Down: M/A/Pct.	9/10 90.0	10/14 71.4
TOTAL NET YARDS	6141	5357
Avg. Per Game	383.8	334.8
Total Plays	1026	1018
Avg. Per Play	6.0	5.3
NET YARDS RUSHING	1859	1935
Avg. Per Game	116.2	120.9
Total Rushes	435	446
NET YARDS PASSING	4282	3422
Avg. Per Game	267.6	213.9
Tackled/Yards Lost	20/131	42/252
Gross Yards	4413	3674
Att./Completions	571/357	530/317
Completion Pct.	62.5	59.8
Had Intercepted	15	14
PUNTS/AVERAGE	65/44.7	82/42.7
NET PUNTING AVG.	65/36.4	82/36.2
PENALTIES/YARDS	89/866	103/820
FUMBLES/BALL LOST	20/14	16/8
TOUCHDOWNS	50	37
Rushing	14	13
Passing	33	22
Defense/Kicking	3/0	1/1
POSSESSION AVG.	29:33	30:27

SCORE BY PERIODS	1	2	3	4	OT	TOTAL
COLTS	73	117	84	155	0	429
OPPONENTS	52	106	86	82	0	325

SCORING	TDR	TDP	TDRT	PAT	FG	2P	S	TP
Vanderjagt					46-46	25-27		121
James	13	5				1		110
Harrison				14				84
Pollard			3			1		20
Dilger				3				18
Pathon				3				18
Wilkins			3					18
Burris				1				6
Finn			1					6
Green			1					6
Holsey				1				6
Manning			1					6
Muhammad				1				6
Bratzke						1		2
J. Williams								2
COLTS	14	33	3	46-46	25-27	2	2	429
OPPONENTS	13	22	2	33-33	21-28	1	1	326

2-Point: Colts 2-4, Opponents 3-4

FGS	1-19	20-29	30-39	40-49	50+	TOT.
Vanderjagt 1-1	6-6	13-13	5-6	0-1	25-27	
COLTS	1-1	6-6	13-13	5-6	0-1	25-27
OPP.	1-1	11-14	4-4	4-6	1-3	21-28

Vanderjagt:	(23,40 47,31 41,22 45)
	(33,33,34 23,38,40 36 19)
	(26,38,35 38 59 32 37,23,39)
	(48,31 28)
OPP:	(50,24 19,30,27 21 21,51)
	(27,26,28) (29,21 41,37 47,51)
	(42,28 28) (49,45,21 29,46)
	(25,31 31)

RUSHING	NO.	YDS.	AVG.	LG	TD
James	387	1709	4.4	30	13
Manning	37	116	3.1	14	1
Gordon	4	13	3.3	6	0
Smith	1	11	11.0	11	0
Wilkins	3	8	2.7	6	0
Pathon	1	3	3.0	3	0
Finn	1	1	1.0	1	0
al-Jabbar	1	-2	-2.0	-2	0
COLTS	435	1859	4.3	30	14
OPPONENTS	446	1935	4.3	55	13

RECEIVING	NO.	YDS.	AVG.	LG	TD
Harrison	102	1413	13.9	78t	14
James	63	594	9.4	60	5
Pathon	50	646	12.9	38	3
Dilger	47	538	11.4	32	3
Wilkins	43	569	13.2	43t	3
Pollard	30	439	14.6	50t	3
Green	18	201	11.2	34t	1
Finn	4	13	3.3	6	1
COLTS	357	4413	12.4	78t	33
OPPONENTS	317	3674	11.6	50	22

INTERCEPTIONS	NO.	YDS.	AVG.	LG	TD
Burris	4	38	9.5	27t	1
Macklin	2	35	17.5	35	0
Peterson	2	8	4.0	5	0
Cota	2	3	1.5	3	0
Muhammad	1	40	40.0	40t	1
Poole	1	1	1.0	1	0
Washington	1	1	1.0	1	0
Johnson	1	-1	-1.0	-1	0
COLTS	14	125	8.9	40t	2
OPPONENTS	15	212	14.1	43	1

PUNTING NO.	YDS.	AVG.	TB	IN20	LG	BLK.	
Smith	65	2906	44.7	9	20	65	0
COLTS	65	2906	44.7	9	20	65	0
OPPONENTS	82	3503	42.7	9	20	70	1

PUNT RETURNS	NO.	FC	YDS.	AVG.	LG	TD
Wilkins	29	13	240	8.3	36	0
P. Williams	7	1	108	15.4	40	0
Muhammad	2	0	4	2.0	4	0
COLTS	38	14	352	9.3	40	0
OPPONENTS	28	21	357	12.8	80	0

KICKOFF RETURNS	NO.	YDS.	AVG.	LG	TD
Pathon	26	583	22.4	48	0
Wilkins	15	279	18.6	30	0
P. Williams	12	238	19.8	29	0
Muhammad	2	45	22.5	26	0
Holsey	1	10	10.0	10	0
Dilger	1	0	0.0	0	0
Macklin	1	0	0.0	0	0
COLTS	58	1155	19.9	48	0
OPPONENTS	73	1736	23.8	92t	1

SACKS: Colts 42.0; Opponents 20.0; Bratzke 7.5-6.9; M. Thomas 5.0-3.2; Belser 5.0-2.5; Johnson 5.0-2.5; Burris 3.0-1.9; J. Williams 3.0-1.8.5; Bennett 3.0-1.7; Chester 2.5-7.5; Washington 2.0-1.3; Scioli 2.0-7; Holsey 2.0-6; Hollier 1.0-7; Whittington 1.0-6

USUAL STARTERS PRO BOWLERS IN BOLDFACE

OFFENSE	DEFENSE
WR Jerome Pathon	LDE Bernard Holsey
LT Tarik Glenn	LDT Bernard Whittington
LG Steve McKinney	RDT Ellis Johnson
C Jeff Saturday	RDE Chad Bratzke
RG Larry Moore	LLB Cornelius Bennett
RT Adam Meadows	MLB Dwight Hollier
TE Ken Dilger	RLB Mike Peterson
WR Marvin Harrison	LCB Jeff Burris
QB Peyton Manning	RCB Tyrone Poole
RB Edgerrin James	SS Chad Cota
TE Marcus Pollard	FS Jason Belser

PASSING	ATT.	COMP.	YDS.	PCT.	AVG./ATT.	TD	TD%	INT.	INT%	LG	SACKED	RATING
Manning	571	357	4413	62.5	7.73	33	5.8	15	2.6	78t	20/131	94.7
COLTS	571	357	4413	62.5	7.73	33	5.8	15	2.6	78t	20/131	94.7
OPPONENTS	530	317	3674	59.8	6.93	22	4.2	14	2.6	50	42/252	83.6

RECORDS



2001

RECORD: 6-10 COACH: JIM MORA
FOURTH – AFC EASTERN DIVISION
HOME: 3-5 AWAY: 3-5
DIV: 3-5 CONF: 5-7 NCONF: 1-3

***Sellout**

DATE	RESULTS	OPPONENT	ATTENDANCE
9/9	W 45-24	@ New York Jets	78,606
9/23	W 42-26	BUFFALO	*56,135
9/30	L 13-44	@ New England	60,292
10/14	L 18-23	OAKLAND	*56,972
10/21	L 17-38	NEW ENGLAND	*56,022
10/25	W 35-28	@ Kansas City	74,212
11/4	W 30-14	@ Buffalo	63,786
11/11	L 24-27	MIAMI	*57,127
11/18	L 20-34	@ New Orleans	70,020
11/25	L 21-40	SAN FRANCISCO	*56,393
12/2	L 27-39	@ Baltimore	69,382
12/10	L 6-41	@ Miami	73,858
12/16	W 41-27	ATLANTA	*55,603
12/23	L 18-23	NEW YORK JETS	*56,302
12/30	L 17-42	@ St. Louis	66,084
1/6	W 29-10	DENVER	*56,192

TEAM STATISTICS	COLTS	OPP
TOTAL FIRST DOWNS	343	323
Rushing	110	108
Passing	206	195
Penalty	27	20
3rd Down: M/A/Pct.	85/205 41.5	90/207 43.5
4th Down: M/A/Pct.	5/8 62.5	7/15 46.7
TOTAL NET YARDS	5955	5715
Avg. Per Game	372.2	357.2
Total Plays	1025	1004
Avg. Per Play	5.8	5.7
NET YARDS RUSHING	1966	2115
Avg. Per Game	122.9	132.2
Total Rushes	438	455
NET YARDS PASSING	3989	3600
Avg. Per Game	249.3	225.0
Tackled/Yards Lost	30/238	40/257
Gross Yards	4227	3857
Att./Completions	557/349	509/311
Completion Pct.	62.7	61.1
Had Intercepted	23	15
PUNTS/AVERAGE	68/44.5	67/42.7
NET PUNTING AVG.	68/33.8	67/36.6
PENALTIES/YARDS	76/730	96/759
FUMBLES/BALL LOST	20/15	16/10
TOUCHDOWNS	47	57
Rushing	16	20
Passing	27	30
Defense/Kicking	2/2	6/1
POSSESSION AVG.	30:32	29:28

SCORE BY PERIODS	1	2	3	4	OT	TOTAL
COLTS	70	160	109	74	0	413
OPPONENTS	61	200	66	159	0	486

SCORING	TDR	TDP	TRT	PT	FG	2P	S	TP
Vanderjagt					41-42	28-34		125
Harrison	15							90
Rhodes	9	1						60
Pollard	8							48
Manning	4							24
James	3					1		20
Pathon	2							12
Dilger	1						1	8
Burris	1							6
Insley	1							6
Nwokorie		1						6
Wilkins		1						6
McDougal							1	2
COLTS	16	27	4	41-42	28-34	3	0	413
OPPONENTS	20	30	7	52-53	30-36	1	0	486

2-Point: Colts 3-5, Opponents 1-4

FGS	1-19	20-29	30-39	40-49	50+	TOT.
Vanderjagt 0-0	7-8	6-6	12-16	3-4	28-34	
COLTS	0-0	7-8	6-6	12-16	3-4	28-34
OPP.	0-0	8-8	9-10	13-15	0-3	30-36

Vanderjagt: (37/45)(47.34)46b,42.25b,42.24)

(49.50,42.34,41.47)25(52.41)54)

(33.25)35,40(39.21)45,50,43(48)

(22.40,45,22.25)

OPP: (22)48,37,49(47.48,35)(39.42,59,37)

(43)48,22(48b)(31.31)46,48(30,46)

(26,30,29,27,46)(35,32)

(47,22,48,46,24,50)(54,25)

RUSHING	NO.	YDS.	AVG.	LG	TD
Rhodes	233	1104	4.7	77t	9
James	151	662	4.4	29t	3
Manning	35	157	4.5	33t	4
McDougal	17	48	2.8	12	0
Harrison	1	3	3.0	3	0
Pathon	1	-8	-8.0	-8	0
COLTS	438	1966	4.5	77t	16
OPPONENTS	455	2115	4.6	56t	20

RECEIVING	NO.	YDS.	AVG.	LG	TD
Harrison	109	1524	14.0	68	15
Pollard	47	739	15.7	86t	8
Wilkins	34	332	9.8	28	0
Rhodes	34	224	6.6	19	0
Dilger	32	343	10.7	44	1
Wayne	27	345	12.8	43	0
Pathon	24	330	13.8	60t	2
James	24	193	8.0	27	0
Insley	14	165	11.8	26	1
Simmons	2	17	8.5	12	0
McDougal	1	10	10.0	10	0
McKinney	1	5	5.0	5	0
COLTS	349	4227	12.1	86t	27
OPPONENTS	311	3857	12.4	91t	30

INTERCEPTIONS	NO.	YDS.	AVG.	LG	TD
Burris	3	69	23.0	30t	1
Macklin	3	15	5.0	11	0
Cota	2	21	10.5	12	0
Peterson	2	18	9.0	13	0
Harper	2	17	8.5	14	0
Phillips	1	18	18.0	18	0
Bashir	1	0	0.0	0	0
Walls	1	0	0.0	0	0
COLTS	15	158	10.5	30t	1
OPPONENTS	23	545	23.7	78t	6

PUNTING NO.	YDS.	AVG.	TB	IN20	LG	BLK.	
Smith	68	3023	44.5	12	12	65	0
COLTS	68	3023	44.5	12	12	65	0
OPPONENTS	67	2861	42.7	6	26	59	0

PUNT RETURNS	NO.	FC	YDS.	AVG.	LG	TD
Wilkins	21	4	219	10.4	78t	1
Insley	7	8	71	10.1	33	0
Harper	1	0	0	0.0	0	0
COLTS	29	12	290	10.0	78t	1
OPPONENTS	35	13	486	13.9	67	1

KICKOFF RETURNS	NO.	YDS.	AVG.	LG	TD
Wilkins	44	1007	22.9	50	0
McDougal	16	362	22.6	40	0
Rhodes	14	356	25.4	88t	1
Finn	3	29	9.7	13	0
Simmons	2	27	13.5	15	0
Nwokorie	2	15	7.5	9	0
Insley	1	23	23.0	23	0
Pathon	1	13	13.0	13	0
Cota	1	0	0.0	0	0
COLTS	84	1832	21.8	88t	1
OPPONENTS	87	2006	23.1	64	0

SACKS: Colts 40.0; Opponents 30.0; Bratzke 8.5-48.5; Washington 8.0-28.5; Nwokorie 5.0-19.5; Scioi 4.0-39.0; Johnson 3.5-38.5; Williams 3.0-21.0; Peterson 1.5-8.5; Thomas 1.5-7.5; Sword 1.0-24.0; Peter 1.0-8.0; Phillips 1.0-7.0; Morris 1.0-4.0; Bird 0.5-1.5; Macklin 0.5-1.5

USUAL STARTERS PRO BOWLERS IN BOLDFACE

OFFENSE		DEFENSE	
WR	Reggie Wayne	LDE	Brad Scioi
LT	Tarik Glenn	LDT	Josh Williams
LG	Steve McKinney	RDT	Ellis Johnson
C	Jeff Saturday	RDE	Chad Bratzke
RG	Larry Moore	LLB	Marcus Washington
RT	Adam Meadows	MLB	Rob Morris
TE	Ken Dilger	RLB	Mike Peterson
WR	Marvin Harrison	LCB	Jeff Burris
QB	Peyton Manning	RCB	David Macklin
RB	Dominic Rhodes	SS	Chad Cota
TE	Marcus Pollard	FS	Idrees Bashir

PASSING	ATT.	COMP.	YDS.	PCT.	AVG./ATT.	TD	TD%	INT.	INT%	LG	SACKED	RATING
Manning	547	343	4131	62.7	7.55	26	4.8	23	4.2	86t	29/232	84.1
Rypien	9	5	57	55.6	6.33	0	0.0	0	0.0	21t	1/6	74.8
Dilger	1	1	39	100.0	39.00	1	100.0	0	0.0	39t	0/0	158.3
COLTS	557	349	4227	62.7	7.59	27	4.8	23	4.1	86t	30/238	84.9
OPPONENTS	509	311	3857	61.1	7.58	30	5.9	15	2.9	91t	40/257	91.9

RECORDS



2002

RECORD: 10-6 COACH: TONY DUNGY
SECOND – AFC SOUTH DIVISION
HOME: 5-3 AWAY: 5-3
DIV: 4-2 CONF: 8-4 NCONF: 2-2

*Sellout

DATE	RESULTS	OPPONENT	ATTENDANCE
9/8	W 28-25	@ Jacksonville	56,595
9/15	L 13-21	MIAMI	*56,650
9/22	W 23-3	@ Houston	69,204
10/6	W 28-21	CINCINNATI	*56,570
10/13	W 22-20	BALTIMORE	*56,174
10/21	L 10-28	@ Pittsburgh	62,800
10/27	L 21-26	@ Washington	80,169
11/3	L 15-23	TENNESSEE	*56,752
11/10	W 35-13	@ Philadelphia	65,660
11/17	W 20-3	DALLAS	*57,057
11/24	W 23-20	OT @ Denver	75,075
12/1	W 19-3	HOUSTON	*56,820
12/8	L 17-27	@ Tennessee	68,804
12/15	W 28-23	@ Cleveland	73,098
12/22	L 27-44	NEW YORK GIANTS	*56,579
12/29	W 20-13	JACKSONVILLE	*56,755
1/4	L 0-41	@ New York Jets	78,524

TEAM STATISTICS	COLTS	OPP
TOTAL FIRST DOWNS	324	279
Rushing	93	114
Passing	213	148
Penalty	18	17
3rd Down: M/A/Pct.	102/227 44.9	74/198 37.4
4th Down: M/A/Pct.	13/17 76.5	10/21 47.6
TOTAL NET YARDS	5616	4909
Avg. Per Game	351.0	306.8
Total Plays	1048	963
Avg. Per Play	5.4	5.1
NET YARDS RUSHING	1561	1992
Avg. Per Game	97.6	124.5
Total Rushes	434	459
NET YARDS PASSING	4055	2917
Avg. Per Game	253.4	182.3
Tackled/Yards Lost	23/145	36/243
Gross Yards	4200	3160
Att./Completions	591/392	468/288
Completion Pct.	66.3	61.5
Had Intercepted	19	10
PUNTS/AVERAGE	67/39.9	74/41.7
NET PUNTING AVG.	67/34.9	74/36.0
PENALTIES/YARDS	91/730	102/746
FUMBLES/BALL LOST	26/13	37/17
TOUCHDOWNS	40	36
Rushing	12	16
Passing	27	19
Defense/Kicking	1/0	1/0
TIME OF POSSESSION	30:52	29:08

SCORE BY PERIODS	1	2	3	4	OT	TOTAL
COLTS	55	75	59	157	3	349
OPPONENTS	83	94	64	72	0	319

SCORING	TDR	TDP	TDRT	PAT	FG	2P	S	TP
Vanderjagt				34-34	23-31			103
Harrison	11					1		68
Mungro	8							48
Pollard	6					1		38
Wayne	4							24
James	2	1				1		20
Ismail	3							18
Manning	2							12
Roberg	1							6
Washington			1					6
R. Williams	1							6
COLTS	12	27	1	34-34	23-31	3	0	349
OPPONENTS	16	19	1	32-34	21-26	1	0	313

2-Point: Colts 3-6, Opponents 1-2

FGS	1-19	20-29	30-39	40-49	50+	TOT.
Vanderjagt	1-1	7-8	6-7	6-12	3-3	23-31
COLTS	1-1	7-8	6-7	6-12	3-3	23-31
OPP.	0-0	11-12	6-6	3-4	1-4	21-26

RUSHING	NO.	YDS.	AVG.	LG	TD
James	277	989	3.6	20	2
Mungro	97	336	3.5	49	8
Manning	38	148	3.9	13	2
R. Williams	11	35	3.2	10	0
Walters	2	33	16.5	17	0
Harrison	2	10	5.0	8	0
Finn	5	8	1.6	5	0
Denson	2	2	1.0	3	0
COLTS	434	1561	3.6	49	12
OPPONENTS	459	1992	4.3	67	16

RECEIVING	NO.	YDS.	AVG.	LG	TD
Harrison	143	1722	12.0	69	11
James	61	354	5.8	23	1
Wayne	49	716	14.6	49	4
Ismail	44	462	10.5	42t	3
Pollard	43	478	11.1	41t	6
Walters	18	207	11.5	27	0
Mungro	13	81	6.2	11	0
Davenport	8	70	8.8	22	0
Finn	6	31	5.2	12	0
Roberg	2	17	8.5	15	1
Wiggins	2	17	8.5	9	0
R. Williams	1	20	20.0	20t	1
D. Smith	1	14	14.0	14	0
Haddad	1	11	11.0	11	0
COLTS	392	4200	10.7	69	27
OPPONENTS	288	3160	11.0	82t	19

INTERCEPTIONS	NO.	YDS.	AVG.	LG	TD
Peterson	3	96	32.0	53	0
Bashir	2	4	2.0	4	0
Harris	2	0	0.0	0	0
Washington	1	40	40.0	40t	1
Macklin	1	30	30.0	30	0
Gibson	1	0	0.0	0	0
COLTS	10	170	17.0	53	1
OPPONENTS	19	225	11.8	46	0

PUNTING NO.	YDS.	AVG.	TB	IN20	LG	BLK.
Smith	66	2672	40.5	9	26	69
COLTS	67	2672	39.9	9	26	69
OPPONENTS	74	3083	41.7	7	23	64

PUNT RETURNS	NO.	FC	YDS.	AVG.	LG	TD
Walters	35	15	270	7.7	34	0
Walker	2	0	6	3.0	5	0
Crosby	0	0	6	0.0	6	0
Haddad	0	1	0	0.0	0	0
COLTS	37	16	282	7.6	34	0
OPPONENTS	27	17	156	5.8	53	0

KICKOFF RETURNS	NO.	YDS.	AVG.	LG	TD
Walters	53	1150	21.7	44	0
Walker	3	50	16.7	28	0
Denson	2	38	19.0	20	0
Haddad	2	19	9.5	14	0
R. Williams	2	35	17.5	21	0
Doering	1	2	2.0	2	0
D. Smith	1	16	16.0	16	0
COLTS	64	1310	20.5	44	0
OPPONENTS	74	1515	20.5	67	0

SACKS: Colts 36.0, Opponents 23.0; Freeney 13.0-92; Scioili 7.0-41; Bratzke 6.0-41; Morris 3.0-23; Washington 2.0-13; Brock 1.0-9; Cannida 1.0-5; Gibson 1.0-11; Mallard 1.0-7; J. Williams 1.0-1

USUAL STARTERS PRO BOWLERS IN BOLDFACE

OFFENSE	DEFENSE
WR Qadry Ismail	LDE Chad Bratzke
LT Tank Glenn	LDT Brad Scioli
LG Rick DeMulling	ROT Larry Triplett
C Jeff Saturday	RDE Dwight Freeney
RG Ryan Diem	LLB Mike Peterson
RT Adam Meadows	MLB Rob Morris
TE Marcus Pollard	RCB Marcus Washington
WR Marvin Harrison	LCB Walt Harris
QB Peyton Manning	RCB David Macklin
RB Edgerrin James	SS David Gibson
TE Joe Dean Davenport	FS Idrees Bashir
WR Reggie Wayne	

PASSING	ATT.	COMP.	YDS.	PCT.	AVG./ATT.	TD	TD%	INT.	INT%	LG	SACKED	RATING
Manning	591	392	4200	66.3	7.11	27	4.6	19	3.2	69t	23/145	88.8
COLTS	591	392	4200	66.3	7.11	27	4.6	19	3.2	69t	23/145	88.8
OPPONENTS	468	288	3160	61.5	6.75	19	4.1	10	2.1	82t	36/243	86.1

RECORDS



2003

RECORD: 12-4 COACH: TONY DUNGY
FIRST – AFC SOUTH DIVISION

HOME: 5-3 ROAD: 7-1

DIV: 5-1 CONF: 9-3 NCONF: 3-1

*Sellout

DATE	RESULTS	OPPONENT	ATTENDANCE
9/7	W 9-6	@ Cleveland	73,358
9/14	W 33-7	TENNESSEE	*56,999
9/21	W 23-13	JACKSONVILLE	55,770
9/28	W 55-21	@ New Orleans	70,020
10/6	W 38-35 OT	@ Tampa Bay	65,647
10/12	L 20-23 OT	CAROLINA	*57,082
10/26	W 30-21	HOUSTON	*56,132
11/2	W 23-17	@ Miami	73,258
11/9	L 23-28	@ Jacksonville	45,037
11/16	W 38-31	NEW YORK JETS	*56,801
11/23	W 17-14	@ Buffalo	73,004
11/30	L 34-38	NEW ENGLAND	*57,102
12/7	W 29-27	@ Tennessee	68,809
12/14	W 38-7	ATLANTA	*57,103
12/21	L 17-31	DENVER	*57,149
12/28	W 20-17	@ Houston	70,680
1/4	W 41-10	DENVER	*56,586
1/11	W 38-31	@ Kansas City	79,159
1/18	L 14-24	@ New England	68,436

TEAM STATISTICS

	COLTS	OPP
TOTAL FIRST DOWNS	348	279
Rushing	104	117
Passing	212	138
Penalty	32	24
3rd Down: M/A/Pct.	91/217 41.9	72/188 38.3
4th Down: M/A/Pct.	11/17 64.7	6/11 54.5
TOTAL NET YARDS	5874	4789
Avg. Per Game	367.1	299.3
Total Plays	1041	913
Avg. Per Play	5.6	5.2
NET YARDS RUSHING	1695	1980
Avg. Per Game	105.9	123.8
Total Rushes	453	437
NET YARDS PASSING	4179	2809
Avg. Per Game	261.2	175.6
Tackled/Yards Lost	19/110	31/225
Gross Yards	4289	3034
Att./Completions	569/381	445/277
Completion Pct.	67.0	62.2
Had Intercepted	10	15
PUNTS/AVERAGE	64/41.3	74/42.1
NET PUNTING AVG.	64/35.4	74/37.8
PENALTIES/YARDS	92/662	123/1005
FUMBLES/BALL LOST	25/10	30/15
TOUCHDOWNS	48	41
Rushing	16	19
Passing	29	18
Defense/Kicking	3/0	2/2
TIME OF POSSESSION	30:54	29:06

SCORE BY PERIODS	1	2	3	4	OT	TOTAL
COLTS	61	135	130	118	3	447
OPPONENTS	75	89	83	86	3	336

SCORING	TDR	TDP	TDRT	PAT	FG	2P	S	TP
Vanderjagt				46-46	37-37			157
James	11							66
Harrison		10						60
Wayne		7						42
Pollard		3						18
Stokley		3						18
Walters		3						18
R. Williams	2	1						18
Mungro	2					1		14
Brackett			1					6
Clark			1					6
Freaney				1				6
Harper				1				6
Rhodes			1					6
H. Smith		1						6
COLTS	16	29	3	46-46	37-37	1	0	447
OPPONENTS	19	18	4	38-38	16-21	0	0	336

2-Point: Colts 1-2, Opponents 2-3

FGS	1-19	20-29	30-39	40-49	50+	TOT.
Vanderjagt	0-0	17-17	7-7	12-12	1-1	37-37
COLTS	0-0	17-17	7-7	12-12	1-1	37-37
OPP.	1-1	5-5	3-3	7-10	0-2	16-21

Vanderjagt:	(22,46,45)	(29,41,23,48)	(46,36,29)
	(41,42)	(29,39,22)	(31,29,22)
	(50,44,25)	(27,26,27)	(31,24,40,29)
	(21,35,36)	(23,26)	(43)
	(40)	(39,43)	
OPP.:	(19,20)	(11,46,49,41,37)	(38,43)
	(60,62b)	(29,23,47)	(11,23)
	(43)	(48)	(43)
	(40,40)		
	(24)	(36)	

RUSHING	NO.	YDS.	AVG.	LG	TD
James	310	1259	4.1	43	11
Rhodes	37	157	4.2	25	0
R. Williams	48	155	3.2	19	2
Mungro	24	60	2.5	9	2
Manning	28	26	0.9	10	0
H. Smith	1	21	21.0	21t	1
Huard	3	8	2.7	9	0
Walters	1	6	6.0	6	0
Harrison	1	3	3.0	3	0
COLTS	453	1695	3.7	43	16
OPPONENTS	437	1980	4.5	42	19

RECEIVING	NO.	YDS.	AVG.	LG	TD
Harrison	94	1272	13.5	79t	10
Wayne	68	838	12.3	57t	7
James	51	292	5.7	17	0
Pollard	40	541	13.5	70	3
Walters	36	456	12.7	46t	3
Clark	29	340	11.7	42	1
Stokley	22	211	9.6	37t	3
R. Williams	22	157	7.1	17t	1
Moorehead	7	101	14.4	35	0
Rhodes	6	62	10.3	27	1
Davenport	3	23	7.7	9	0
Pyatt	1	2	2.0	2	0
Manning	1	-2	-2.0	-2	0
Mungro	1	-4	-4.0	-4	0
COLTS	381	4289	11.3	79t	29
OPPONENTS	277	3034	11.0	74t	18

INTERCEPTIONS	NO.	YDS.	AVG.	LG	TD
Harper	4	121	30.3	75t	1
Strickland	2	43	21.5	24	0
Nelson	2	22	11.0	12	0
Bashir	2	9	4.5	9	0
Thornton	2	3	1.5	2	0
Brackett	1	31	31.0	31t	1
Doss	1	15	15.0	15	0
Macklin	1	0	0.0	0	0
COLTS	15	244	16.3	75t	2
OPPONENTS	10	125	12.5	41	1

PUNTING NO.	YDS.	AVG.	TB	IN20	LG	BLK.
Smith	62	2617	42.2	3	20	55
Vanderjagt	1	29	29.0	0	1	29
COLTS	63	2646	41.3	3	21	55
OPPONENTS	74	3115	42.1	4	32	64

PUNT RETURNS	NO.	FC	YDS.	AVG.	LG	TD
Pyatt	12	8	110	9.2	21	0
Walters	11	7	105	9.5	26	0
Wilkins	7	0	25	3.6	16	0
Macklin	1	1	0	0.0	0	0
Harrison	0	1	0	0.0	0	0
COLTS	31	16	240	7.7	26	0
OPPONENTS	32	15	319	10.0	36	0

KICKOFF

RETURNS	NO.	YDS.	AVG.	LG	TD
Pyatt	19	544	28.6	90	0
Rhodes	16	411	25.7	49	0
Wilkins	14	325	23.2	42	0
Walters	6	126	21.0	34	0
R. Williams	4	67	16.8	23	0
Mungro	2	7	3.5	5	0
D. Smith	1	15	15.0	15	0
Pollard	1	9	9.0	9	0
Allen	1	6	6.0	6	0
COLTS	64	1510	23.6	90	0
OPPONENTS	93	1999	21.5	92t	2

SACKS: Colts 31.0, Opponents 19.0; Freaney 11.0-89; Washington 6.0-41; Mathis 3.5-30; Bratzke 3.0-14; Brock 2.0-8; Team 1.0-12; J. Williams 1.0-11; Brackett 1.0-9; Triplett 1.0-6.5; Thornton 1.0-2; Reagar 0.5-2.5

USUAL STARTERS

PRO BOWLERS IN BOLDFACE

OFFENSE		DEFENSE	
WR Reggie Wayne	LDE Raheem Brock	LT Tarik Glenn	LDT Larry Triplett
LG Rick DeMulling	RDT Montae Reagar	C Jeff Saturday	RDE Dwight Freaney
RG Steve Sicilio	LLB Marcus Washington	RT Ryan Diem	MLB Rob Morris
TE Marcus Pollard	RLB David Thornton	WR Marvin Harrison	LCB Walt Harris
QB Peyton Manning	RCB Nick Harper	RB Edgerrin James	SS Mike Doss
TE Dallas Clark	FS Idrees Bashir	K Mike Vanderjagt	

PASSING	ATT.	COMP.	YDS.	PCT.	TD	INT.	INT%	LG	SACKED	RATING
Manning	566	379	4267	67.0	7.54	29	5.1	79t	18/107	99.0
Huard	3	2	22	66.7	7.33	0	0.0	0	1/3	86.2
COLTS	569	381	4289	67.0	7.54	29	5.1	79t	19/110	99.0
OPPONENTS	445	277	3034	62.2	6.82	18	4.0	74t	31/225	81.8

RECORDS



2004

RECORD: 12-4 COACH: TONY DUNGY
FIRST – AFC SOUTH DIVISION
HOME: 7-1 ROAD: 5-3
DIV: 5-1 CONF: 8-4 NCONF: 4-0

*Sellout

DATE	RESULTS	OPPONENT	ATTENDANCE
9/9	L 24-27	@ New England	68,756
9/19	W 31-17	@ Tennessee	68,932
9/26	W 45-31	GREEN BAY	*57,280
10/3	W 24-17	@ Jacksonville	73,114
10/10	W 35-14	OAKLAND	*57,230
10/24	L 24-27	JACKSONVILLE	*56,615
10/31	L 35-45	@ Kansas City	78,312
11/8	W 31-28	MINNESOTA	*57,307
11/14	W 49-14	HOUSTON	*56,511
11/21	W 41-10	@ Chicago	61,908
11/25	W 41- 9	@ Detroit	63,107
12/5	W 51-24	TENNESSEE	*57,278
12/12	W 23-14	@ Houston	70,762
12/19	W 20-10	BALTIMORE	*57,240
12/26	W 34-31 OT	SAN DIEGO	*57,330
1/2	L 14-33	@ Denver	75,149
1/9	W 49-24	DENVER	*56,609
1/16	L 3-20	@ New England	68,756

TEAM STATISTICS	COLTS	OPP
TOTAL FIRST DOWNS	379	331
Rushing	94	103
Passing	238	209
Penalty	47	19
3rd Down: M/A/Pct.	70/164 42.7	91/217 41.9
4th Down: M/A/Pct.	4/7 57.1	9/28 32.1
TOTAL NET YARDS	6475	5929
Avg. Per Game	404.7	370.6
Total Plays	968	1042
Avg. Per Play	6.7	5.7
NET YARDS RUSHING	1852	2037
Avg. Per Game	115.8	127.3
Total Rushes	427	440
NET YARDS PASSING	4623	3892
Avg. Per Game	288.9	243.3
Tackled/Yards Lost	141/109	45/340
Gross Yards	4732	4232
Att./Completions	527/353	557/364
Completion Pct.	67.0	65.4
Had Intercepted	10	19
PUNTS/AVERAGE	54/45.2	52/42.7
NET PUNTING AVG.	54/36.8	52/37.9
PENALTIES/YARDS	106/801	116/877
FUMBLES/BALL LOST	19/7	36/17
TOUCHDOWNS	66	39
Rushing	10	12
Passing	51	26
Defense/Kicking	3/2	0/1
TIME OF POSSESSION	28:40	31:20

SCORE BY PERIODS	1	2	3	4	OT	TOTAL
COLTS	120	157	118	124	3	522
OPPONENTS	78	102	73	98	0	351

SCORING TDR	TDP	TDRT	PAT	FG	2P	S	TP
Vanderjagt				59-60	20-25		119
Harrison	15						90
Wayne	12						72
Stokley	10						60
James	9				1		56
Pollard	6						36
Clark	5						30
Mungro	3						18
Rhodes	1	1					12
David	1						6
Hutchins	1						6
Morris	1						6
Sanders	1						6
Bryant				5-5	0-1		5
COLTS	10	51	5	64-65	20-26	1	0 522
OPPONENTS	12	26	1	36-36	25-31	3	0 351

2-Point: Colts 1-1, Opponents 3-3

FGS	1-19	20-29	30-39	40-49	50+	TOT.
Vanderjagt	0-0	6-6	9-11	5-7	0-1	20-25
Bryant	0-0	0-0	0-0	0-1	0-0	0-1
COLTS	0-0	6-6	9-11	5-8	0-1	20-26
OPP.	0-0	6-6	7-9	9-11	3-5	25-31

Vanderjagt:	(32,48)	(28)	(45)	(46)	(34)	(54)	(35)	(39)
	(34)	20	(17)	40	(37)	(30)	(43)	(44)
	(24)	33	(33)	(36)	26	(23)	(47)	(30)

Bryant:	(0000)	(44)	(XXXXXXXXXXXX)						
OPP:	(32)	(43)	(39)	(38)	(52)	(35)	(48)	(42)	(22)
	(26)	(32)	(26)	(53)	(32)	(42)	(23)	(55)	(51)
	(20)	(34)	(48)	(32)	(45)	(43b)	(42)	(31b)	(50)
	(45)	(23)	(40)	(40)					

RUSHING	NO.	YDS.	AVG.	LG	TD
James	334	1548	4.6	40	9
Rhodes	53	254	4.8	55	1
Manning	25	38	1.5	19	0
Mungro	5	19	3.8	8	0
Smith	1	2	2.0	2	0
Wayne	1	-4	-4.0	-4	0
Sorgi	8	-5	-0.6	2	0
COLTS	427	1852	4.3	55	10
OPPONENTS	440	2037	4.6	47	12

RECEIVING	NO.	YDS.	AVG.	LG	TD
Harrison	86	1113	12.9	59	15
Wayne	77	1210	15.7	71t	12
Stokley	68	1077	15.8	69t	10
James	51	483	9.5	56	0
Pollard	29	309	10.7	31	6
Clark	25	423	16.9	80t	5
Mungro	7	36	5.1	16	3
Hartssock	4	33	8.3	17	0
Rhodes	2	24	12.0	20	0
Pyatt	2	12	6.0	7	0
Moorehead	1	7	7.0	7	0
Walters	1	5	5.0	5	0
COLTS	353	4732	13.4	80t	51
OPPONENTS	364	4232	11.6	79t	26

INTERCEPTIONS	NO.	YDS.	AVG.	LG	TD
David	4	36	9.0	34t	1
Harper	3	12	4.0	12	0
June	2	71	35.5	71	0
Doss	2	32	16.0	32	0
Brackett	2	2	1.0	2	0
Hutchins	1	77	77.0	77t	1
Morris	1	17	17.0	17	0
Thornton	1	5	5.0	5	0
Bacon	1	0	0.0	0	0
Jefferson	1	0	0.0	0	0
Nelson	1	0	0.0	0	0
COLTS	19	252	13.3	77t	2
OPPONENTS	10	191	19.1	65	0

PUNTING NO.	YDS.	AVG.	TB	IN20	LG	BLK.
Smith	54	2443	45.2	3	21	62
COLTS	54	2443	45.2	3	21	62
OPPONENTS	52	2220	42.7	4	16	64

PUNT RETURNS	NO.	FC	YDS.	AVG.	LG	TD
David	8	4	50	6.3	13	0
Pyatt	8	5	47	5.9	13	0
Walters	7	6	40	5.7	14	0
Moorehead	1	0	34	34.0	34	0
COLTS	24	15	171	7.1	34	0
OPPONENTS	29	13	395	13.6	91t	1

KICKOFF RETURNS	NO.	YDS.	AVG.	LG	TD
Rhodes	48	1188	24.8	88t	1
Pyatt	10	230	23.0	32	0
Mungro	7	111	15.9	24	0
Walters	1	16	16.0	16	0
Peko	0	0	0.0	0	0
COLTS	66	1545	23.4	88t	1
OPPONENTS	92	1960	21.3	71	0

SACKS: Colts 45.0, Opponents 14.0; Freeney 16.0-12.0; Mathis 10.5-9.0; Brock 6.5-4.8; Reagor 5.0-2.4; Morris 3.0-1.8; Scioi 2.0-3.2; Thomas 1.0-6; Doss 1.0-2

USUAL STARTERS

PRO BOWLERS IN BOLDFACE

OFFENSE	DEFENSE
WR Reggie Wayne	LDE Raheem Brock
LT Tarik Glenn	LDT Montae Reagor
LG Rick DeMulling	RDT Josh Williams
C Jeff Saturday	RDE Dwight Freeney
RG Jake Scott/Tupe Peko	LLB David Thornton
RT Ryan Diem	MLB Rob Morris
TE Marcus Pollard	RLB Cato June
WR Marvin Harrison	LCB Nick Harper
QB Peyton Manning	RCB Jason David
RB Edgerrin James	SS Mike Doss
TE Dallas Clark	FS Idreese Bashir

PASSING	ATT.	COMP.	YDS.	PCT.	AVG./ATT.	TD	TD%	INT.	INT%	LG	SACKED	RATING
Manning	497	336	4557	67.6	9.17	49	9.9	10	2.0	80t	13/101	121.1
Sorgi	29	17	175	58.6	6.03	2	6.9	0	0.0	71t	1/8	99.1
Saturday	1	0	0	0.0	0.00	0	0.0	0	0.0	0	0/0	39.6
COLTS	527	353	4732	67.0	8.98	51	9.7	10	1.9	80t	14/109	119.7
OPPONENTS	557	364	4232	65.4	7.60	26	4.7	19	3.4	79t	45/340	89.5

RECORDS



2005

RECORD: 14-2 COACH: TONY DUNGY
FIRST – AFC SOUTH DIVISION

HOME: 7-1 ROAD: 7-1

DIV: 6-0 CONF: 11-1 NCONF: 3-1

***Sellout**

DATE	RESULTS	OPPONENT	ATTENDANCE
9/11	W 24-7	@ Baltimore	70,501
9/18	W 10-3	JACKSONVILLE	*56,460
9/25	W 13-6	CLEVELAND	*57,127
10/2	W 31-10	@ Tennessee	69,149
10/9	W 28-3	@ San Francisco	68,048
10/17	W 45-28	ST. LOUIS	*57,307
10/23	W 38-20	@ Houston	70,621
11/7	W 40-21	@ New England	68,756
11/13	W 31-17	HOUSTON	*57,209
11/20	W 45-37	@ Cincinnati	65,995
11/28	W 26-7	PITTSBURGH	*57,442
12/4	W 35-3	TENNESSEE	*57,228
12/11	W 26-18	@ Jacksonville	67,164
12/18	L 17-26	SAN DIEGO	*57,389
12/24	L 13-28	@ Seattle	67,855
1/1	W 17-13	ARIZONA	*57,211
1/15	L 18-21	PITTSBURGH	*57,449

TEAM STATISTICS

	COLTS	OPP
TOTAL FIRST DOWNS	363	269
Rushing	116	91
Passing	217	163
Penalty	30	15
3rd Down: M/A/Pct.	91/187 48.7	76/207 36.7
4th Down: M/A/Pct.	8/13 61.5	14/24 58.3
TOTAL NET YARDS	5799	4913
Avg. Per Game	362.4	307.1
Total Plays	1000	953
Avg. Per Play	5.8	5.2
NET YARDS RUSHING	1703	1762
Avg. Per Game	106.4	110.1
Total Rushes	465	398
NET YARDS PASSING	4096	3151
Avg. Per Game	256.0	196.9
Tackled/Yards Lost	20/95	46/318
Gross Yards	4191	3469
Att./Completions	515/347	509/343
Completion Pct.	67.4	67.4
Had Intercepted	11	18
PUNTS/AVERAGE	52/44.3	67/41.7
NET PUNTING AVG.	52/37.1	67/36.9
PENALTIES/YARDS	94/690	119/857
FUMBLES/BALL LOST	14/8	32/13
TOUCHDOWNS	53	27
Rushing	18	9
Passing	31	17
Defense/Kicking	4/0	0/1
TIME OF POSSESSION	30:22	29:38

SCORE BY PERIODS

COLTS	1	2	3	4	OT	TOTAL
COLTS	90	122	119	108	0	439
OPPONENTS	61	63	47	76	0	247

SCORING TDR	TDP	TDRT	PAT	FG	2P	S	TP
Vanderjagt				52-52	23-25		121
James	13	1					84
Harrison	12						72
Wayne	5						30
Clark	4						24
Rhodes	4						24
Fletcher	3						18
Walters	3						18
June	2	2					12
Utecht	2						12
Carthon	1						6
Reagar	1						6
Stokley	1						6
Tripplett	1						6
Rayner				0-1			0

COLTS	18	31	4	52-52	23-26	0	0	439
OPP.	17	1	24-24	19-27	2	0	247	

2-Point: Colts 0-1, Opponents 2-3

FGS	1-19	20-29	30-39	40-49	50+	TOT.
Vanderjagt	1-1	9-9	6-7	7-8	0-1	23-26
Rayner	0-0	0-0	0-0	0-0	0-1	0-1
COLTS	1-1	9-9	6-7	7-8	0-1	23-26
OPP.	0-0	8-8	3-5	8-12	0-2	19-27

Vanderjagt:	(20/41)	(20/23)	(0/48)	(22/36)
	(35/20)	(45/19)	(29/48)	(44/28)
	(40/34)	(38/46)	(32/24)	(31/44)
Rayner:	(0/0)	(0/0)	(0/0)	(0/1)
OPP:	(38/47)	(45/42)	(28/40)	(22/34)
	(29/49)	(11/24)	(43/41)	(44/35)
	(27/36)	(20/48)	(9/57)	(28/42)

RUSHING	NO.	YDS.	AVG.	LG	TD
James	360	1506	4.2	33	13
Rhodes	40	118	3.0	24	4
Manning	33	45	1.4	12	0
Carthon	13	18	1.4	7	1
Mungro	7	15	2.1	7	0
Sorgi	12	1	0.1	6	0
COLTS	465	1703	3.7	33	18
OPPONENTS	398	1762	4.4	83t	9

RECEIVING	NO.	YDS.	AVG.	LG	TD
Wayne	83	1055	12.7	66t	5
Harrison	82	1146	14.0	80t	12
James	44	337	7.7	20	1
Stokley	41	543	13.2	45	1
Clark	37	488	13.2	56	4
Fletcher	18	202	11.2	23	3
Walters	14	152	10.9	39	3
Rhodes	12	88	7.3	15	0
Moorehead	7	75	10.7	24	0
Utecht	3	59	19.7	26t	2
Mungro	3	28	9.3	17	0
Hartsock	2	8	4.0	7	0
Carthon	1	10	10.0	10	1
COLTS	347	4191	12.1	80t	31
OPPONENTS	343	3469	10.1	68t	17

INTERCEPTIONS	NO.	YDS.	AVG.	LG	TD
June	5	115	23.0	36	2
Brackett	3	50	16.7	31	0
Harper	3	41	13.7	21	0
David	2	13	6.5	13	0
Doss	2	8	4.0	8	0
Gardner	1	16	16.0	16	0
Jackson	1	16	16.0	16	0
Sanders	1	0	0.0	0	0
COLTS	18	259	14.4	36	2
OPPONENTS	11	136	12.4	36	0

PUNTING NO.	YDS.	AVG.	TB	IN20	LG	BLK.
Smith	52	2301	44.3	5	23	58
COLTS	52	2301	44.3	5	23	58
OPPONENTS	67	2791	41.7	7	17	62

PUNT RETURNS	NO.	FC	YDS.	AVG.	LG	TD
Walters	21	25	172	8.2	29	0
Harrison	1	0	10.0	10	0	
David	1	0	0.0	0	0	
Jackson	1	0	0.0	0	0	
COLTS	24	25	182	7.6	29	0
OPPONENTS	25	15	272	10.9	29	0

KICKOFF RETURNS	NO.	YDS.	AVG.	LG	TD
Rhodes	41	855	20.9	39	0
Carthon	5	92	18.4	25	0
Mungro	2	39	19.5	22	0
Jefferson	1	11	11.0	11	0
Walters	1	13	13.0	13	0
Utecht	1	7	7.0	7	0
COLTS	51	1017	19.9	39	0
OPPONENTS	89	1978	22.2	89t	1

SACKS: Colts 46.0, Opponents 20.0; Mathis 11.5-11.0; Freeny 11.0-71.5; Brock 6.5-52.5; Reagar 5.5-21; Tripplett 4.0-26; Thomas 3.0-23 Thornton 2.0-7; Brackett 1.0-0; Gardner 1.0-5; Labinjo 0.5-2

USUAL STARTERS
PRO BOWLERS IN BOLDFACE

	OFFENSE	DEFENSE
WR	Reggie Wayne	LDE Raheem Brock
LT	Tarik Glenn	LDT Corey Simon
LG	Ryan Lijia	RDT Montae Reagar
CG	C Jeff Saturday	RDE Dwight Freeny
RC	Jake Scott	LLB David Thornton
RT	Ryan Diem	MLB Gary Brackett
TE	Dallas Clark	RLB Cato June
WR	Marvin Harrison	LCB Nick Harper
QB	Peyton Manning	RCB Jason David
RB	Eddie James	SS Mike Doss
TE	Bryan Fletcher	FS Bob Sanders

PASSING	ATT.	COMP.	YDS.	PCT.	AVG./ATT.	TD	TD%	INT.	INT%	LG	SACKED	RATING
Manning	453	305	3747	67.3	8.27	28	6.2	10	2.2	80t	17/81	104.1
Sorgi	61	42	444	68.9	7.28	3	4.9	1	1.6	45	3/14	99.4
Smith	1	0	0	0.0	0.00	0	0.0	0	0.0	0	0/0	39.6
COLTS	515	347	4191	67.4	8.14	31	6.0	11	2.1	80t	20/95	103.3
OPPONENTS	509	343	3469	67.4	6.82	17	3.3	18	3.5	68t	46/118	83.0

RECORDS



2007

RECORD: 13-3 COACH: TONY DUNGY

FIRST – AFC SOUTH DIVISION

HOME: 6-2 ROAD: 7-1

DIV: 5-1 CONF: 9-3 NCONF: 4-0

***Sellout**

DATE	RESULTS	OPPONENT	ATTENDANCE
9/6	W 41-10	NEW ORLEANS	*57,361
9/16	W 22-20	@ Tennessee	69,143
9/23	W 30-24	@ Houston	70,765
9/30	W 38-20	DENVER	*57,274
10/7	W 33-14	TAMPA BAY	*57,202
10/22	W 29-7	@ Jacksonville	67,164
10/28	W 31-7	@ Carolina	74,005
11/4	L 20-24	NEW ENGLAND	*57,540
11/11	L 21-23	@ San Diego	67,726
11/18	W 13-10	KANSAS CITY	*57,294
11/22	W 31-13	@ Atlanta	69,845
12/2	W 28-25	JACKSONVILLE	*57,302
12/9	W 44-20	@ Baltimore	70,513
12/16	W 21-14	@ Oakland	62,000
12/23	W 38-15	HOUSTON	*57,262
12/30	L 10-16	TENNESSEE	*57,202
1/13	L 24-28	SAN DIEGO	*56,950

TEAM STATISTICS

TOTAL FIRST DOWNS	COLTS	OPP
TOTAL FIRST DOWNS	357	288
Rushing	119	111
Passing	212	162
Penalty	26	15
3rd Down: M/A/Pct.	100/203 49.3	94/208 45.2
4th Down: M/A/Pct.	6/10 60.0	14/25 56.0
TOTAL NET YARDS	5739	4475
Avg. Per Game	358.7	279.7
Total Plays	1020	980
Avg. Per Play	5.6	4.6
NET YARDS RUSHING	1706	1711
Avg. Per Game	106.6	106.9
Total Rushes	446	454
NET YARDS PASSING	4033	2764
Avg. Per Game	252.1	172.8
Tackled/Yards Lost	23/139	28/162
Gross Yards	4172	2826
Att./Completions	551/355	498/325
Completion Pct.	64.4	65.3
Had Intercepted	14	22
PUNTS/AVERAGE	52/41.9	56/44.2
NET PUNTING AVG.	52/34.2	56/38.5
PENALTIES/YARDS	67/515	85/722
FUMBLES/BALL LOST	14/5	27/15
TOUCHDOWNS	54	31
Rushing	19	10
Passing	32	16
Defense/Kicking	2/1	1/4
TIME OF POSSESSION	29:49	30:11

SCORE BY PERIODS	1	2	3	4	OT	TOTAL
COLTS	90	146	118	96	0	450
OPPONENTS	67	67	41	87	0	262

SCORING	TDR	TDP	TDRT	PAT	FG	2P	S	TP
Vinatieri					49-51	23-29		118
Addai	12	3					1	92
Clark	11							66
Wayne	10							60
Keith	3	1						24
Gonzalez		3						18
Manning	3							18
Brackett			1					6
C.Dawson	1							6
Giordano			1					6
Harrison			1					6
Lawton			1					6
Rushing			1					6
Thorpe			1					6
Utecht			1					6
Fletcher							1	2
Freney								2

COLTS	19	32	3	49-51	23-29	2	2	450
OPPONENTS	10	16	5	27-27	15-20	2	0	262
2-Point:	Colts 2-3, Opponents 2-4							

FGS	1-19	20-29	30-39	40-49	50+	TOT.
Vinatieri	1-1	14-15	8-10	0-2	0-1	23-29
COLTS	1-1	14-15	8-10	0-2	0-1	23-29
OPP.	0-0	1-1	10-10	3-7	1-2	15-20

Vinatieri:	(33.33)	(22.39)	(20.36)	(36.28)	(35.22)	(27.35)	(36.20)	(20.50)	(21.25)	(42.29)
	(49.38)	(27.24)	(24.11)	(22.19)	(29.37)	(52.34)	(30.36)	(33.35)	(22.11)	(34.33)
OPP.:	(43.47)	(45.34)	(30.30)	(46.47)	(44.49)	(40.54)	(33.33)			

RUSHING	NO.	YDS.	AVG.	LG	TD
Addai	261	1072	4.1	23	12
Keith	121	533	4.4	22	3
C.Dawson	30	64	2.1	12	1
Clark	2	29	14.5	15	0
Lawton	5	13	2.6	4	0
Wayne	1	4	4.0	4	0
Sorgi	6	-4	-0.7	1	0
Manning	20	-5	-0.3	4	3
COLTS	446	1706	3.8	23	19
OPPONENTS	454	1711	3.8	32	10

RECEIVING	NO.	YDS.	AVG.	LG	TD
Wayne	104	1510	14.5	64	10
Clark	58	616	10.6	39	11
Addai	41	364	8.9	73t	3
Gonzalez	37	576	15.6	57t	3
Utecht	31	364	11.7	30	1
Harrison	20	247	12.4	42	1
Fletcher	18	143	7.9	21	0
Keith	13	77	5.9	14	1
Thorpe	12	70	5.8	12	1
Moorehead	8	65	8.1	16	0
Aromashodu	7	96	13.7	28	0
Lawton	4	29	7.3	11	1
C.Dawson	2	15	7.5	9	0
COLTS	355	4172	11.8	73t	32
OPPONENTS	325	2926	9.0	55	16

INTERCEPTIONS	NO.	YDS.	AVG.	LG	TD
Brackett	4	128	32.0	49	0
Bethae	4	47	11.8	30	0
Hayden	3	17	5.7	20	0
Giordano	2	89	44.5	83t	1
Sanders	2	32	16.0	29	0
Boiman	2	28	14.0	26	0
Session	2	3	1.5	3	0
Keiaho	1	11	11.0	11	0
Bullitt	1	0	0.0	0	0
Jackson	1	0	0.0	0	0
COLTS	22	355	16.1	83t	1
OPPONENTS	14	136	9.7	37	0

PUNTING NO.	YDS.	AVG.	TB	IN20	LG	BLK.	
Smith	52	2181	41.9	5	18	63	0
COLTS	52	2181	41.9	5	18	63	0
OPPONENTS	56	2474	44.2	2	24	65	1

PUNT RETURNS	NO.	FC	YDS.	AVG.	LG	TD
Rushing	19	14	249	13.1	90t	1
Thorpe	6	0	31	5.2	29t	0
COLTS	25	14	280	11.2	90t	1
OPPONENTS	22	13	305	13.9	74t	1

KICKOFF RETURNS	NO.	YDS.	AVG.	LG	TD
Rushing	31	714	23.0	47	0
Thorpe	15	318	21.2	40	0
Lawton	5	95	19.0	22	0
Keith	1	15	15.0	15	0
Reid	1	15	15.0	15	0
COLTS	53	1157	21.8	47	0
OPPONENTS	81	2029	25.0	94t	3

SACKS: Colts 28.0, Opponents 23.0; Mathis 7.0-50.0; Freney 3.5-15.5; Sanders 3.5-17.0; Brock 2.5-14.5; Pitcock 1.5-6.5; Charleston 1.0-0.0; K. Dawson 1.0-5.0; Hagler 1.0-2.0; Johnson 1.0-6.0; Klecko 1.0-9.0; Rice 1.0-8.0; Thomas 1.0-5.0; Team 1.0-8.0; Brackett 0.5-0.0; Jackso 0.5-5.5; Keiaho 0.5-5.5; Reid 0.5-4.5

**USUAL STARTERS
PRO BOWLERS IN BOLDFACE**

OFFENSE	DEFENSE
WR Reggie Wayne	LDE Robert Mathis
LT Tony Ugho	LDT Raheem Brock
LG Ryan Lijia	RDT Ed Johnson
C Jeff Saturday	DWight Freney
RG Jake Scott	LLB Rocky Boiman
RT Ryan Diem	MLB Gary Brackett
TE Dallas Clark	RLB Freddy Keiaho
WR Anthony Gonzalez	LCB Kelvin Hayden
QB Peyton Manning	RCB Marlin Jackson
RB Joseph Addai	SS Antoine Bethae
H-B Ben Utecht	FS Bob Sanders

PASSING	ATT.	COMP.	YDS.	PCT.	AVG./ATT.	TD	TD%	INT.	INT%	LG	SACKED	RATING
Manning	515	337	4040	65.4	7.84	31	6.0	14	2.7	73t	21/124	98.0
Sorgi	36	18	132	50.0	3.67	1	2.8	0	0.0	12t	2/15	68.3
COLTS	551	355	4172	64.4	7.57	32	5.8	14	2.5	73t	23/139	96.1
OPPONENTS	498	325	2926	65.3	5.88	16	3.2	22	4.4	55t	28/162	73.3

RECORDS



2008

RECORD: 12-4 COACH: TONY DUNGY
SECOND – AFC SOUTH DIVISION

HOME: 6-2 ROAD: 6-2

DIV: 4-2 CONF: 10-2 NCONF: 2-2

*Sellout ^Roof/Window Open #Roof Open/Window Closed @Roof Closed/Window Open

DATE	RESULTS	OPPONENT	ATTENDANCE
9/7	L 13-29	CHICAGO	*^66,822
9/14	W 18-15	@ Minnesota	63,585
9/21	L 21-23	JACKSONVILLE	*65,938
10/5	W 31-27	@ Houston	70,118
10/12	W 31-3	BALTIMORE	*^66,153
10/19	L 14-34	@ Green Bay	71,010
10/27	L 21-31	@ Tennessee	69,143
11/2	W 18-15	NEW ENGLAND	*#66,508
11/9	W 24-20	@ Pittsburgh	64,043
11/16	W 33-27	HOUSTON	*66,201
11/23	W 23-20	@ San Diego	68,428
11/30	W 10-6	@ Cleveland	72,411
12/7	W 35-3	CINCINNATI	*66,402
12/14	W 31-21	DETROIT	*66,281
12/18	W 31-24	@ Jacksonville	65,648
12/28	W 23-0	TENNESSEE	*66,721
1/3	L 17-23 OT	@ San Diego	68,082

TEAM STATISTICS	COLTS	OPP
TOTAL FIRST DOWNS	321	305
Rushing	80	119
Passing	220	165
Penalty	21	21
3rd Down: M/A/Pct.101/201	50.2	100/211 47.4
4th Down: M/A/Pct. 11/16	68.8	3/7 42.9
TOTAL NET YARDS	5368	4975
Avg. Per Game	335.5	310.9
Total Plays	969	983
Avg. Per Play	5.5	5.1
NET YARDS RUSHING	1274	1966
Avg. Per Game	79.6	122.9
Total Rushes	370	472
NET YARDS PASSING	4094	3009
Avg. Per Game	255.9	188.1
Tackled/Yards Lost	14/86	30/200
Gross Yards	4180	3209
Att./Completions	585/393	481/329
Completion Pct.	67.2	68.4
Had Intercepted	12	15
PUNTS/AVERAGE	53/44.2	53/44.9
NET PUNTING AVG.	53/38.8	53/39.0
PENALTIES/YARDS	86/619	66/543
FUMBLES/BALL LOST	13/5	24/11
TOUCHDOWNS	45	28
Rushing	13	18
Passing	27	6
Defense/Return/Kicking	4/1/0	4/0/0
TIME OF POSSESSION	28:39	31:21

SCORE BY PERIODS	1	2	3	4	OT	TOTAL
COLTS	98	71	81	127	0	377
OPPONENTS	45	111	67	75	0	298

SCORING	TDR	TDP	TDR	PAT	FG	2P	3P	TP
Vinatieri					43-43	20-25		103
Rhodes	6	3				1		56
Addai	5	2						42
Wayne	6					1		38
Clark	6							36
Harrison	5							30
Gonzalez	4							24
Bracken		1						6
Hayden		1						6
Manning	1							6
Mathis		1						6
Ratliff		1						6
Richard		1						6
Santi		1						6
Simpson		1						6
COLTS	13	27	5	43-43	20-25	2	0	377
OPPONENTS	18	6	4	25-25	33-38	2	1	298

FGS	1-19	20-29	30-39	40-49	50+	TOT.
Vinatieri	0-0	3-3	11-13	4-7	2-2	20-25
COLTS	0-0	3-3	11-13	4-7	2-2	20-25
OPP.	1-1	11-11	9-11	9-12	3-3	33-38

Vinatieri:	(39.34)	(30.47)	(46.49)	(37.45B)	(52.36)
	(40.39)	(32.31)	(23.38)	(51.30)	(46.31)
	(40.45)	(28.21)	38		
OPP.:	(41.25)	(45.27)	(53.46)	(28.48)	(26.21)
	(37.43)	(37.31)	(36.29)	(34.44)	(43.48)
	(29.35)	(25.42)	(28.34)	(35.47)	(34.25)
	(19)	(51.30)	(44)	(46)	

RUSHING	NO.	YDS.	AVG.	LG	TD
Addai	155	544	3.5	23	5
Rhodes	152	538	3.5	38	6
Ball	13	83	6.4	23	0
Simpson	15	45	3.0	10	1
Davenport	8	26	3.3	8	0
Manning	20	21	1.1	12	1
Hart	2	9	4.5	7	0
Sorgi	5	8	1.6	12	0
COLTS	370	1274	3.4	38	13
OPPONENTS	472	1966	4.2	71	18

RECEIVING	NO.	YDS.	AVG.	LG	TD
Wayne	82	1145	14.0	65	6
Clark	77	848	11.0	33	6
Harrison	60	636	10.6	67	5
Gonzalez	57	664	11.6	58	4
Rhodes	45	302	6.7	29	3
Addai	25	206	8.2	55	2
Robinson	19	166	8.7	23	0
Santi	10	64	6.4	13	1
Davenport	4	54	13.5	33	0
Garcon	4	23	5.8	12	0
Simpson	3	30	10.0	15	0
Tamme	3	12	4.0	6	0
Hart	1	18	18.0	18	0
Hall	1	9	9.0	9	0
Ball	1	5	5.0	5	0
C.Johnson	1	-2	-2.0	-2	0
COLTS	393	4180	10.6	75	27
OPPONENTS	329	3209	9.8	61	6

INTERCEPTIONS	NO.	YDS.	AVG.	LG	TD
Bullitt	4	7	1.8	3	0
Hayden	3	135	45.0	85	1
Ratliff	2	37	18.5	35	1
Jennings	2	9	4.5	6	0
Bethea	2	0	0.0	0	0
Hughes	1	16	16.0	16	0
Sanders	1	0	0.0	0	0
COLTS	15	204	13.6	85	2
OPPONENTS	12	294	24.5	99	3

PUNTING NO.	YDS.	AVG.	TB	IN20	LG	BLK.
Smith	53	2345	44.2	2	23	64
COLTS	53	2345	44.2	2	23	64
OPPONENTS	53	2381	44.9	9	17	75

PUNT RETURNS	NO.	FC	YDS.	AVG.	LG	TD
Ratliff	16	12	89	5.6	19	0
Forsett	4	1	36	9.0	25	0
Garcon	1	0	5	5.0	5	0
Harrison	1	0	2	2.0	2	0
COLTS	22	13	132	6.0	25	0
OPPONENTS	27	11	249	9.2	39	0

KICKOFF RETURNS	NO.	YDS.	AVG.	LG	TD
Garcon	22	475	21.6	39	0
Simpson	15	344	22.9	46	0
Forsett	11	248	22.5	28	0
Davenport	5	107	21.4	26	0
Roby	5	101	20.2	25	0
Reid	1	12	12.0	12	0
K.Dawson	1	11	11.0	11	0
Tamme	1	11	11.0	11	0
Harrison	1	3	3.0	3	0
Wheeler	1	0	0.0	0	0
COLTS	63	1312	20.8	46	0
OPPONENTS	70	1700	24.3	50	0

SACKS: Colts 30.0, Opponents 14.0; Mathis 11.5-66.5; Freeney 10.5-78.5; Brock 3.5-28.0; Reid 2.0-12.0; Howard 1.5-6.0; Cu. Johnson 1.0-9.0.

USUAL STARTERS

PRO BOWLERS IN BOLDFACE

OFFENSE	DEFENSE
WR Reggie Wayne	LDE Raheem Brock
LT Tony Ugoh	RDT Eric Foster
LG Charlie Johnson	RDT Keyunta Dawson
RC Jeff Saturday	RDE Dwight Freeney
RG Mike Pollak	LLB Clint Session
TE Ryan Diem	MLB Gary Brackett
RT Dallas Clark	RLB Freddy Keaiahio
WR Marvin Harrison	RCB Kelvin Hayden
QB Peyton Manning	LB Martin Jackson
RB Joseph Addai	SS Antoine Bethea
H-B Gijon Robinson	DE Melvin Bullitt
	FS Robert Mathis

PASSING	ATT.	COMP.	YDS	PCT.	AVG./ATT.	TD	TD%	INT.	INT%	LG	SACKED	RATING
Manning	555	371	4002	66.8	7.21	27	4.9	12	2.2	75	14/86	95.0
Sorgi	30	22	178	73.3	5.93	0	0.0	0	0.0	33	0/0	87.9
COLTS	585	393	4180	67.2	7.15	27	4.6	12	2.1	75	14/86	94.7
OPPONENTS	481	329	3209	68.4	6.67	6	1.2	15	3.1	61	30/200	78.0

RECORDS



2009

AFC CHAMPIONS

RECORD: 14-2 COACH: JIM CALDWELL

FIRST – AFC SOUTH DIVISION

HOME: 7-1 ROAD: 7-1

DIV: 6-0 CONF: 10-2 NCONF: 4-0

*Sellout ^Roof/Window Open #Roof Open/Window Closed @Roof Closed/Window Open

DATE	RESULTS	OPPONENT	ATTENDANCE
9/13	W 14-12	JACKSONVILLE	*65,757
9/21	W 27-23	@ Miami	66,227
9/27	W 31-10	@ Arizona	62,692
10/4	W 34-17	SEATTLE	*66,112
10/11	W 31-9	@ Tennessee	69,143
10/25	W 42-6	@ St. Louis	60,108
11/1	W 18-14	SAN FRANCISCO	*66,229
11/8	W 20-17	HOUSTON	*66,033
11/15	W 35-34	NEW ENGLAND	*67,476
11/22	W 17-15	@ Baltimore	71,320
11/29	W 35-27	@ Houston	70,990
12/6	W 27-17	TENNESSEE	*66,321
12/13	W 28-16	DENVER	*67,248
12/17	W 35-31	@ Jacksonville	63,753
12/27	L 15-29	NEW YORK JETS	*67,222
1/3	L 7-30	@ Buffalo	69,848
1/16	W 20-3	BALTIMORE	*67,535
1/24	W 30-17	NEW YORK JETS	*67,650
2/7	L 17-31	New Orleans (at Miami)	74,059

TEAM STATISTICS	COLTS	OPP
TOTAL FIRST DOWNS	339	320
Rushing	69	106
Passing	241	203
Penalty	29	11
3rd Down: M/A/Pct.	95/193 49.2	104/231 45.0
4th Down: M/A/Pct.	5/11 45.5	6/19 31.6
TOTAL NET YARDS	5809	5427
Avg. Per Game	363.1	339.2
Total Plays	980	1084
Avg. Per Play	5.9	5.0
NET YARDS RUSHING	1294	2024
Avg. Per Game	80.9	126.5
Total Rushes	366	467
NET YARDS PASSING	4515	3403
Avg. Per Game	282.2	212.7
Tackled/Yards Lost	13/90	34/228
Gross Yards	4605	3631
Att./Completions	601/402	583/372
Completion Pct.	66.9	63.8
Had Intercepted	19	16
PUNTS/AVERAGE	64/44.3	65/44.4
NET PUNTING AVG.	64/37.8	65/40.5
PENALTIES/YARDS	74/546	92/889
FUMBLES/BALL LOST	11/5	20/10
TOUCHDOWNS	53	31
Rushing	16	10
Passing	34	19
Defense/Kicking	2/1	1/1
TIME OF POSSESSION	27:40	32:20

SCORE BY PERIODS	1	2	3	4	OT	TOTAL
COLTS	96	147	58	115	0	416
OPPONENTS	66	105	52	84	0	307

SCORING	TDR	TDP	TDRT	PAT	FG	2P	S	TP
Addai	10	3						78
Clark	10							60
Stover				33/33	9/11			60
Wayne	10							60
Collie	7							42
Vinatieri			17/18	7/9				38
Garcon	3							24
Brown	3							18
Simpson	2		1					18
Hart	1							6
Lacey			1					6
Session			1					6
COLTS	16	34	3	50-51	16-20	0	0	416
OPPONENTS	10	19	2	27-27	30-36	2	0	307

FGS	1-19	20-29	30-39	40-49	50+	TOT.
Stover	0-0	2-2	5-6	2-2	0-1	9-11
Vinatieri	1-1	3-3	1-2	2-2	0-1	7-9
COLTS	1-1	5-5	6-8	4-4	0-2	16-20
OPP.	0-0	4-4	13-14	11-14	2-4	30-36

Stover:	(XXXXXX)38	33	31	40	(22,37)(125)(32)	(43,52,36)(XXXX)
Vinatieri:	(52)(43,48)	(32,26)	(37,19)	(23)(XXXXXX)(22)	(1)	(1)
OPP.:	(24,46,63)	(45,44,49,45)	(38)	(38)	(49,43,46)	(30,45)(56,42)
	(31,36)	(46,44,38,36,30,20)	(35,33)	(20)	(42,28)	(50,57)
	(35,43)	(31,33,36)				

RUSHING	NO.	YDS.	AVG.	LG	TD
Addai	219	828	3.8	21t	10
Brown	78	281	3.6	45	3
Simpson	15	102	6.8	31t	2
Hart	26	70	2.7	15	1
Clark	2	11	5.5	7	0
Garcon	2	10	5.0	17	0
Painter	3	4	1.3	10	0
Collie	2	1	0.5	2	0
Manning	19	-13	-0.7	3	0
COLTS	366	1294	3.5	45	16
OPPONENTS	467	2024	4.3	64t	10

RECEIVING	NO.	YDS.	AVG.	LG	TD
Wayne	100	1264	12.6	65t	10
Collie	100	1106	11.1	80t	10
Collie	60	676	11.3	39t	7
Addai	51	336	6.6	25	3
Garcon	47	765	16.3	66	4
Brown	11	169	15.4	72	0
Robinson	9	62	6.9	19	0
Santi	8	107	13.4	31	0
Hart	5	54	10.8	14	0
Baskett	4	28	7.0	9	0
Tammie	3	35	11.7	21	0
Simpson	3	1	0.3	5	0
Clothey	1	2	2.0	2	0
COLTS	402	4605	11.5	80t	34
OPPONENTS	372	3631	9.8	63t	19

INTERCEPTIONS	NO.	YDS.	AVG.	LG	TD
Bethae	4	19	4.8	19	0
Lacey	3	53	17.7	35t	1
Session	2	35	17.5	27t	1
Jennings	2	13	6.5	13	0
Sanders	1	29	29.0	29	0
Brackett	1	8	8.0	8	0
Hayden	1	6	6.0	6	0
Jackson	1	3	3.0	3	0
Powers	1	1	1.0	1	0
COLTS	16	167	10.4	35t	2
OPPONENTS	19	229	12.1	42	0

PUNTING NO.	YDS.	AVG.	TB	IN20	LG	BLK.
McAfee	64	2837	44.3	6	21	60
COLTS	64	2837	44.3	6	21	60
OPPONENTS	65	2883	44.4	5	25	59

PUNT RETURNS	NO.	FC	YDS.	AVG.	LG	TD
Rushing	21	22	119	5.7	22	0
Silva	7	1	32	4.6	7	0
Jennings	1	0	0	0.0	0	0
COLTS	29	23	151	5.2	22	0
OPPONENTS	36	15	301	8.4	69	0

KICKOFF RETURNS	NO.	YDS.	AVG.	LG	TD
Simpson	38	898	23.6	93t	1
Rushing	7	127	18.1	22	0
Giguere	5	122	24.4	36	0
Brown	1	21	21.0	21	0
Collie	1	8	8.0	8	0
Dawson	1	14	14.0	14	0
Robinson	1	10	10.0	10	0
Silva	1	19	19.0	19	0
COLTS	55	1219	22.2	93t	1
OPPONENTS	60	1519	25.3	106t	1

SACKS: Colts 34.0, Opponents 13.0; Freeny 13.5-95.5; Mathis 9.5-57.0; Brock 3.5-31.5; Foster 2.5-19.0; Brackett 1.0-7.0; A. Johnson 1.0-3.0; Keiaho 1.0-5.0; Wheeler 1.0-0.0; Muir 0.5-5.0; Session 0.5-5.0

USUAL STARTERS PRO BOWLERS IN BOLDFACE

OFFENSE	DEFENSE
WR Reggie Wayne	LDE Robert Mathis
LT Charlie Johnson	LDT Dan Muir
LG Ryan Lijia	RDT Antonio Johnson
C Jeff Saturday	RDE Dwight Freeny
RG Kyle DeVan	LLB Clint Session
RT Ryan Diem	MLB Gary Brackett
TE Dallas Clark	RLB Philip Wheeler
WR Pierre Garcon	LCB Kelvin Hayden
QB Peyton Manning	RCB Jerraud Powers
RB Joseph Addai	SS Antoine Bethae
H-B Gijon Robinson	FS Melvin Bullitt

PASSING	ATT.	COMP.	YDS.	PCT.	AVG./ATT.	TD	TD%	INT.	INT%	LG	SACKED	RATING
Manning	571	393	4500	68.8	7.88	33	5.8	16	2.8	80t	10/74	99.9
Painter	28	8	83	28.6	2.96	0	0.0	2	7.1	22t	3/16	9.8
Addai	1	1	22	100.0	22.00	1	100.0	0	0.0	22t	0/0	158.3
Wayne	1	0	0	0.0	0.00	0	0.0	1	100.0	0	0/0	0.0
COLTS	601	402	4605	66.9	7.66	34	5.7	19	3.2	80t	13/90	95.4
OPPONENTS	583	372	3631	63.8	6.23	19	3.3	16	2.7	63t	34/228	80.6

RECORDS



2010

RECORD: 10-6 COACH: JIM CALDWELL
FIRST – AFC SOUTH DIVISION
HOME: 6-2 ROAD: 4-4
DIV: 4-2 CONF: 8-4 NCONF: 2-2

*Sellout ^Roof/Window Open #Roof Open/Window Closed @Roof Closed/Window Open

DATE	RESULTS	OPPONENT	ATTENDANCE
9/12	L 24-34	@ Houston	70,974
9/19	W 38-14	NEW YORK GIANTS	*67,275
9/26	W 27-13	@ Denver	76,401
10/3	L 28-31	@ Jacksonville	63,111
10/10	W 19-9	KANSAS CITY	*66,869
10/17	W 27-24	@ Washington	87,883
11/1	W 30-17	HOUSTON	*66,363
11/7	L 24-26	@ Philadelphia	69,144
11/14	W 23-17	CINCINNATI	*67,404
11/21	L 28-31	@ New England	68,756
11/28	L 14-36	SAN DIEGO	*66,085
12/5	L 35-38 OT	DALLAS	*67,471
12/9	W 30-28	@ Tennessee	69,143
12/19	W 34-24	JACKSONVILLE	*67,147
12/26	W 31-26	@ Oakland	52,567
1/2	W 23-20	TENNESSEE	*67,188
1/8	L 16-17	NEW YORK JETS	*65,332

TEAM STATISTICS	COLTS	OPP
TOTAL FIRST DOWNS	366	314
Rushing	87	111
Passing	253	190
Penalty	26	13
3rd Down: M/A/Pct.	91/204 44.6	78/200 39.0
4th Down: M/A/Pct.	5/8 62.5	8/18 44.4
TOTAL NET YARDS	6092	5465
Avg. Per Game	380.8	341.6
Total Plays	1088	1010
Avg. Per Play	5.6	5.4
NET YARDS RUSHING	1483	2032
Avg. Per Game	92.7	127.0
Total Rushes	393	445
NET YARDS PASSING	4609	3433
Avg. Per Game	288.1	214.6
Tackled/Yards Lost	16/91	30/194
Gross Yards	4700	3627
Att./Completions	679/456	535/356
Completion Pct.	66.3	66.5
Had Intercepted	17	10
PUNTS/AVERAGE	69/42.2	67/44.4
NET PUNTING AVG.	69/35.5	67/41.0
PENALTIES/YARDS	79/709	95/812
FUMBLES/BALL LOST	14/8	24/11
TOUCHDOWNS	51	42
Rushing	13	14
Passing	33	22
Defense/Kicking	4/1	4/2
TIME OF POSSESSION	29:41	30:19

SCORE BY PERIODS	1	2	3	4	OT	TOTAL
COLTS	78	160	68	129	0	435
OPPONENTS	70	89	115	111	3	388

SCORING	TDR	TDP	TRT	PAT	FG	2P	S	TP
Vinatieri				51-51	26-28			129
Collie	8							48
Garcon	6							36
James	6							36
Wayne	6							36
White	5							30
Addai	4							24
Tamme	4							24
Clark	3							18
Brown	2							12
Hayden		2						12
Hagler		1						6
Hart	1							6
Moala			1					6
Robinson			1					6
Smith			1					6
COLTS	13	33	5	51-51	26-28	0	0	435
OPPONENTS	14	22	6	41-41	31-36	1	0	388

2-Point: Colts 0-0, Opponents 1-1
 FGS 1-19 20-29 30-39 40-49 50+ TOT.
 Vinatieri 0-0 8-8 9-10 9-10 0-0 26-28
 COLTS 0-0 8-8 9-10 9-10 0-0 26-28
 OPP. 0-0 9-9 10-10 7-9 5-8 31-36

Vinatieri: (20)(38)(38,33)(20,24,47,42)
 (38,43,48)(33)(48,23,36)(37)(28,47,23)
 ((11)(21,28,47)(34,37)(30)(48,44,43)
 OPP.: (30,49)(25,34)(59)(45,35,43,51)(48,39)
 (53)(22,21,31,44)(27)(25)(28,33,50,30,20)
 (30,48,46,38)(22)(59,38,54,51,45)
 (26,42,61)

RUSHING	NO.	YDS.	AVG.	LG	TD
Brown	129	497	3.9	49	2
Addai	116	495	4.3	46	4
Hart	43	185	4.3	35	1
Rhodes	37	172	4.6	15	0
James	46	112	2.4	11	6
Manning	18	18	1.0	27	0
Garcon	2	6	3.0	11	0
Moore	2	-2	-1.0	11	0
COLTS	393	1483	3.8	49	13
OPPONENTS	445	2032	4.6	62	14

RECEIVING	NO.	YDS.	AVG.	LG	TD
Wayne	111	1355	12.2	50	6
Garcon	67	784	11.7	57	6
Tamme	67	631	9.4	30	4
Collie	58	649	11.2	73	8
Clark	37	347	9.4	50	3
White	36	355	9.9	33	5
Brown	20	205	10.3	25	0
Addai	19	124	6.5	15	0
James	9	63	7.0	11	0
James	6	40	6.7	17	0
Hart	6	25	4.2	10	0
Gonzalez	5	67	13.4	34	0
Eldridge	5	39	7.8	10	0
Robinson	3	12	4.0	16	1
Rhodes	1	4	4.0	14	0
COLTS	450	4700	10.4	73	33
OPPONENTS	356	3627	10.2	61	22

INTERCEPTIONS	NO.	YDS.	AVG.	LG	TD
Hayden	2	56	28.0	31	2
Powers	2	11	5.5	11	0
Francisco	2	10	5.0	11	0
Lacey	1	44	44.0	44	0
Hagler	1	35	35.0	35	0
Betha	1	31	31.0	31	0
Bullitt	1	19	19.0	19	0
COLTS	10	206	20.6	44	2
OPPONENTS	17	277	16.3	47	4

PUNTING	NO.	YDS.	AVG.	TB	IN20	LG	BLK.
McAfee	65	2731	42.0	7	21	66	0
Kapinos	4	178	44.5	1	2	55	0
COLTS	69	2909	42.2	8	23	66	0
OPPONENTS	67	2978	44.4	1	23	65	1

PUNT RETURNS	NO.	FC	YDS.	AVG.	LG	TD
White	10	14	80	8.0	18	0
Powers	8	4	63	7.9	13	0
James	7	3	35	5.0	14	0
Moore	6	3	36	6.0	16	0
COLTS	31	24	214	6.9	18	0
OPPONENTS	28	22	299	10.7	78	1

KICKOFF RETURNS	NO.	YDS.	AVG.	LG	TD
Tryon	14	299	21.4	39	0
James	14	229	16.4	26	0
Moore	12	257	21.4	33	0
Rhodes	12	252	21.0	27	0
Brown	5	102	20.4	23	0
Moore	5	102	20.4	27	0
James	3	16	5.3	16	0
Hagler	1	41	41.0	41	1
Foster	1	12	12.0	12	0
COLTS	67	1310	19.6	41	1
OPPONENTS	73	1880	25.8	99	1

SACKS: Colts 30.0, Opponents 16.0; Mathis 11.0-59.5; Freeny 10.0-74.0; Foster 3.5-30.5; Angerer 1.0-8.0; Team 1.0-8.0; Session 1.0-7.0; Hagler 1.0-1.0; Brackett 0.5-4.0; Betha 0.5-1.0; A. Johnson 0.5-1.0

USUAL STARTERS

PRO BOWLERS IN BOLDFACE	OFFENSE	DEFENSE
WR Reggie Wayne	LDE Robert Mathis	
LT Charlie Johnson	Fili Moala	
LG Kyle DeVan	RDT Dan Muiir	
CB Jeff Saturday	RDE Dwight Freeny	
RG Mike Pollak	LLB Pat Angerer	
RT Ryan Diem	MLB Gary Brackett	
TE Jacob Tamme	RLB Kavell Conner	
WR Pierre Garcon	RCB Kelvin Hayden	
QB Peyton Manning	LCB Jerraud Powers	
RB Donald Brown	SS Antoine Betha	
H-B Brody Eldridge	FS Aaron Francisco	

PASSING	ATT.	COMP.	YDS.	PCT.	AVG./ATT.	TD	TD%	INT.	INT%	LG	SACKED	RATING
Manning	679	450	4700	66.3	6.92	33	4.9	17	2.5	73	16/91	91.9
COLTS	679	450	4700	66.3	6.92	33	4.9	17	2.5	73	16/91	91.9
OPPONENTS	535	356	3627	66.5	6.78	22	4.1	10	1.9	61	30/194	91.7

RECORDS



2011

RECORD: 2-14 COACH: JIM CALDWELL
FOURTH – AFC SOUTH DIVISION
HOME: 2-6 ROAD: 0-8
DIV: 2-4 CONF: 2-10 NCONF: 0-4

*Sellout	^Roof	Window Open	#Roof Open/Window	ATTENDANCE
9/11	L	7-34	@ Houston	71,444
9/18	L	19-27	CLEVELAND	*@65,035
9/25	L	20-23	PITTSBURGH	*66,309
10/3	L	17-24	@ Tampa Bay	63,972
10/9	L	24-28	KANSAS CITY	*@65,088
10/16	L	17-27	@ Cincinnati	52,068
10/23	L	7-62	@ New Orleans	73,012
10/30	L	10-27	@ Tennessee	69,143
11/6	L	7-31	ATLANTA	*@65,218
11/13	L	3-17	JACKSONVILLE	*@64,619
11/27	L	19-27	CAROLINA	*63,928
12/4	L	24-31	@ New England	68,756
12/11	L	10-24	@ Baltimore	71,187
12/18	W	27-13	TENNESSEE	*64,271
12/22	W	19-16	HOUSTON	*64,159
1/1	L	13-19	@ Jacksonville	62,481

TEAM STATISTICS	COLTS	OPP
TOTAL FIRST DOWNS	258	343
Rushing	69	136
Passing	170	193
Penalty	19	14
3rd Down: M/A/Pct.	74/214 34.6	98/216 45.4
4th Down: M/A/Pct.	4/11 36.4	3/6 50.0
TOTAL NET YARDS	5835	5935
Avg. Per Game	286.8	370.9
Total Plays	951	1062
Avg. Per Play	4.8	5.6
NET YARDS RUSHING	1594	2303
Avg. Per Game	99.6	143.9
Total Rushes	382	540
NET YARDS PASSING	2995	3632
Avg. Per Game	187.2	227.0
Tackled/Yards Lost	35/228	29/192
Gross Yards	3223	3824
Att./Completions	534/302	483/351
Completion Pct.	56.6	71.2
Had Intercepted	14	8
PUNTS/AVERAGE	89/46.0	74/43.6
NET PUNTING AVG.	89/38.8	74/40.3
PENALTIES/YARDS	76/549	84/804
FUMBLES/BALL LOST	24/15	15/9
TOUCHDOWNS	25	49
Rushing	8	19
Passing	14	25
Defense/Kicking	3/0	4/1
TIME OF POSSESSION	26:13	33:47

SCORE BY PERIODS	1	2	3	4	OT	TOTAL
COLTS	19	89	36	99	0	243
OPPONENTS	108	129	92	101	0	430

SCORING	TDR	TDP	PAT	FG	2P	3P	TP
Vinateri				24/24	23/27		93
Garcon	6						36
Brown	5						30
Wayne	4						24
Clark	2						12
Carter	2						12
Addai	1						6
Anderson		1					6
Tamme	1						6
Powers	1						6
Collie	1						6
Lacey		1					6
COLTS	8	14	3	24/24	23/27	0	0 243
OPPONENTS	19	25	5	49/49	29/34	0	0 430

FGS	1-19	20-29	30-39	40-49	50+	TOT.
Vinateri	0-0	7-7	6-7	8-10	2-3	23-27
COLTS	0-0	7-7	6-7	8-10	2-3	23-27
OPPONENTS	0-0	9-9	7-8	10-14	3-3	29-34

RUSHING	NO.	YDS.	AVG.	LG	TD
Brown	134	645	4.8	80t	5
Addai	118	433	3.7	16	1
Carter	101	377	3.7	42	2
Painter	17	107	6.3	24	0
Garcon	4	28	7.0	18	0
Orlovsky	6	5	0.8	7	0
Collins	2	-1	-0.5	0	0
COLTS	382	1594	4.2	80t	8
OPPONENTS	540	2303	4.3	56	19

RECEIVING	NO.	YDS.	AVG.	LG	TD
Wayne	75	960	12.8	56t	4
Garcon	70	947	13.5	87t	6
Collie	54	514	9.5	27	1
Clark	34	352	10.4	21	2
Tamme	19	177	9.3	29	1
Brown	16	86	5.4	17	0
Addai	15	93	6.2	12	0
Eldridge	9	45	5.0	8	0
Carter	5	18	3.6	7	0
Felton	2	16	8.0	9	0
Hill	2	10	5.0	5	0
Mahaffey	1	5	5.0	5	0
COLTS	302	3223	10.7	87t	14
OPPONENTS	351	3824	10.9	81t	25

INTERCEPTIONS	NO.	YDS.	AVG.	LG	TD
Lefeged	2	25	12.5	25	0
Powers	2	19	9.5	13	1
Lacey	1	32	32.0	32t	1
Brackett	1	27	27.0	27	0
Bullitt	1	15	15.0	15	0
Angerer	1	0	0.0	0	0
COLTS	8	118	14.8	32t	2
OPPONENTS	14	119	8.5	42t	1

PUNTING NO.	YDS.	AVG.	TB	IN20	LG	BLK.	
McAfee	88	4098	46.6	3	21	64	1
COLTS	88	4098	46.0	3	21	64	1
OPPONENTS	74	3230	43.6	7	26	60	0

PUNT RETURNS	NO.	FC	YDS.	AVG.	LG	TD
Garcon	16	8	44	2.8	20	0
Lefeged	9	4	42	4.7	21	0
White	7	10	22	3.1	13	0
Powers	0	1	0	0	0	0
COLTS	32	23	108	3.4	21	0
OPPONENTS	48	18	550	11.5	79t	1

KICKOFF RETURNS	NO.	YDS.	AVG.	LG	TD
Lefeged	31	578	18.6	51	0
COLTS	31	578	18.6	51	0
OPPONENTS	19	584	30.7	76	0

SACKS: Colts 29.0, Opponents 35.0; Mathis 9.5-71.5; Freney 8.5-87.5; Anderson 3.0-5.0; Brayton 2.0-6.0; Moala 2.0-2.0; Hughes 1.0-5.0; Mathis 1.0-9.0; Wheeler 1.0-6.0; Angerer 1.0-0.0

USUAL STARTERS

PRO BOWLERS IN BOLDFACE		OFFENSE	DEFENSE
WR	Reggie Wayne	LDE	Robert Mathis
LT	Anthony Castonzo	LDT	Fili Moala
LG	Joe Reitz	RDT	Antonio Johnson
C	Jeff Saturday	RDE	Dwight Freeney
RG	Ryan Diem	SLB	Philip Wheeler
RT	Jeff Linkenbach	MLB	Pat Angerer
TE	Dallas Clark	WLB	Kavell Conner
WR	Pierre Garcon	LCB	Jacob Lacey
QB	Curtis Painter	RCB	Jerraud Powers
RB	Joseph Addai	SS	David Caldwell
H-B	Brody Eldridge	FS	Antoine Bethea

PASSING	ATT.	COMP.	YDS.	PCT.	AVG./ATT.	TD	TD%	INT.	INT.%	LG	SACKED	RATING
Painter	243	132	1541	54.3	6.3	6	2.5	9	3.7	87t	16/104	66.6
Orlovsky	193	122	1201	63.2	6.2	6	3.1	4	2.1	40	14/84	82.4
Collins	98	48	481	49.0	4.9	2	2.0	1	1.0	36	5/40	65.9
COLTS	534	302	3223	56.6	6.0	14	2.6	14	2.6	87t	35/228	72.2
OPPONENTS	493	351	3824	71.2	7.8	25	5.1	8	1.6	81t	29/192	103.9

RECORDS



2012

RECORD: 11-5 COACH: CHUCK PAGANO

SECOND – AFC SOUTH DIVISION

HOME: 7-1 ROAD: 4-4

DIV: 4-2 CONF: 8-4 NCONF: 3-1

*Sellout ^Roof/Window Open #Roof Open/Window Closed @Roof Closed/Window Open

DATE	RESULTS	OPPONENT	ATTENDANCE
9/9	L 21-41	@ Chicago	62,341
9/16	W 23-20	MINNESOTA	*^63,912
9/23	L 17-22	JACKSONVILLE	*^63,536
10/7	W 30-27	GREEN BAY	*67,020
10/14	L 9-35	@ New York Jets	79,088
10/21	W 17-13	CLEVELAND	*^64,560
10/28	W 19-13 OT	@ Tennessee	69,143
11/4	W 23-20	MIAMI	*66,479
11/8	W 27-10	@ Jacksonville	63,272
11/18	L 24-59	@ New England	68,756
11/25	W 20-13	BUFFALO	*64,366
12/2	W 35-33	@ Detroit	63,887
12/9	W 27-23	TENNESSEE	*64,688
12/16	L 17-29	@ Houston	71,702
12/23	W 20-13	@ Kansas City	62,938
12/30	W 28-16	HOUSTON	*66,957
1/6	L 9-24	@ Baltimore	71,379

TEAM STATISTICS

	COLTS	OPP
TOTAL FIRST DOWNS	360	325
Rushing	110	102
Passing	208	190
Penalty	42	33
3rd Down: M/A/Pct.	98/229 42.8	75/197 38.1
4th Down: M/A/Pct.	7/8 87.5	3/7 42.9
TOTAL NET YARDS	5799	5488
Avg. Per Game	362.4	374.3
Total Plays	1109	995
Avg. Per Play	5.2	6.0
NET YARDS RUSHING	1671	2200
Avg. Per Game	104.4	137.5
Total Rushes	440	428
NET YARDS PASSING	4128	3788
Avg. Per Game	258.0	236.8
Tackled/Yards Lost	41/246	32/189
Gross Yards	4374	3977
Att./Completions	628/334	535/334
Completion Pct.	54.0	62.4
Had Intercepted	18	12
PUNTS/AVERAGE	74/47.3	71/47.0
NET PUNTING AVG.	74/40.3	71/41.2
PENALTIES/YARDS	94/801	128/1208
FUMBLES/BALL LOST	21/9	11/3
TOUCHDOWNS	40	42
Rushing	11	14
Passing	23	23
Defense/Kicking	4/2	3/2
TIME OF POSSESSION	30:36	29:24

SCORE BY PERIODS

	1	2	3	4	OT	TOTAL
COLTS	93	96	81	6	357	
OPPONENTS	69	144	78	96	0	387

SCORING TDR TDP

	TDR	TDP	TDRT	PAT	FG	2P	S	TP
Vinatieri			37/37	26/33				115
Hilton	7	1						48
Luck	5							30
Wayne	5							30
Allen	3							18
Avery	3							18
Ballard	2	1						18

SCORING	TDR	TDP	TDRT	PAT	FG	2P	S	TP
Carter	3							18
Butler			2					12
Fleener		2						12
Brown	1					1		8
Brazill	1							6
Freeman			1					6
Karim			1					6
Moore	1							6
Vaughn			1					6
COLTS	11	23	6	37/37	26/33	1	0	357
OPPONENTS	14	23	5	39/39	32/41	0	0	387

FGS

	1-19	20-29	30-39	40-49	50+	TOT.
Vinatieri	1-1	8-8	4-7	9-10	4-7	26-33
COLTS	1-1	8-8	4-7	9-10	4-7	26-33
OPPONENTS	0-0	6-6	15-16	8-11	3-8	32-41

2-Point: Colts 1-2, Opponents 0-3

Vinatieri: (37/26 45 53)(36 37/24 53 50 28)

(20 50 47)(38/20 37b 44)

(48 23 54b 47 43)(31 41)(47 58)(25 19)

((53 40)(26 48 36))

OPP: (35 26)(51 29)(44 47 26)(52 51)(11)

(39 45 30)(37 31)(44 40)(36 31)(33 31)

(48 33 52 31)(57 40 31 25)

(29 35 50 27 46 33 47 43 47)

(51 37 37 52)

RUSHING

	NO.	YDS.	AVG.	LG	TD
Ballard	211	814	3.9	26	2
Brown	108	417	3.9	19	5
Luck	62	255	4.1	19	1
Carter	32	122	3.8	20	3
Hilton	5	29	5.8	19	0
Moore	13	20	1.5	6	0
Avery	4	9	2.3	7	0
Allen	3	5	1.7	3	0
Hughes	1	5	5.0	5	0
Wayne	1	-5	-5.0	-5	0
COLTS	440	1671	3.8	26	11
OPPONENTS	428	2200	5.1	86	14

RECEIVING

	NO.	YDS.	AVG.	LG	TD
Wayne	106	1355	12.8	33	5
Avery	60	781	13.0	48	3
Hilton	50	861	17.2	70	7
Allen	45	521	11.6	40	3
Fleener	26	281	10.8	26	2
Ballard	17	152	8.9	19	1
Brazill	11	186	16.9	42	1
Brown	9	93	10.3	39	0
Moore	6	77	12.8	32	1
Adams	2	26	13.0	13	0
Saunders	2	15	7.5	11	0
Carter	1	13	13.0	13	0
Jones	1	8	8.0	8	0
Collie	1	6	6.0	6	0
Hughes	1	3	3.0	3	0
Palmer	1	-4	-4.0	-4	0
COLTS	339	4374	12.9	80	23
OPPONENTS	334	3977	11.9	70	23

INTERCEPTIONS	NO.	YDS.	AVG.	LG	TD
Butler	4	101	25.3	51	2
Davis	3	26	8.7	26	0
Zbikowski	1	20	20.0	20	0
Freeman	1	4	4.0	4	1
Vaughn	1	3	3.0	3	1
Mathis	1	1	1.0	1	0
Powers	1	0	0.0	0	0
COLTS	12	155	12.9	51	4
OPPONENTS	18	406	22.6	87	3

PUNTING

	NO.	YDS.	AVG.	TB	IN20	LG	BLK.
McAfee	73	3500	47.9	7	26	64	1
COLTS	73	3500	47.9	7	26	64	1
OPPONENTS	71	3340	47.0	5	24	66	0

PUNT RETURNS

	NO.	FC	YDS.	AVG.	LG	TD
Hilton	26	18	300	11.5	75	1
Brazill	2	1	12	6.0	8	0
Zbikowski	0	1	0	0.0	0	0
COLTS	28	20	312	11.1	75	1
OPPONENTS	32	14	375	11.7	68	1

KICKOFF RETURNS

	NO.	YDS.	AVG.	LG	TD
Vaughn	10	209	20.9	40	0
Karim	9	328	36.4	101	1
Hilton	7	118	16.9	26	0
Zbikowski	6	123	20.5	34	0
Lefeged	4	68	17.0	19	0
Brazill	3	50	16.7	20	0
Moore	3	50	16.7	24	0
Sowell	1	11	11.0	11	0
COLTS	43	957	22.3	101	1
OPPONENTS	34	841	24.7	50	0

SACKS: Colts 32.0, Opponents 41.0; Mathis 8.0-54.0; Freaney 5-24.0; J. Hughes 4-18.0; Bethea 2-8.0; Freeman 2-17.0; Redding 2-12.0; Conner 1-0.0; Davis 1-3.0; Fokou 1-6.0; Geathers 1-9.0; Gordy 1-14.0; Guy 1-8.0; Nevis 1-8.0; Westerman 1-2.0; Zbikowski 1-6.0

USUAL STARTERS PRO BOWLERS IN BOLDFACE

OFFENSE	DEFENSE
WR Reggie Wayne	DE Cory Redding
LT Anthony Castonzo	NT Antonio Johnson
LG Joe Reitz	DT Fili Moala
C Samson Satele	SLB Robert Mathis
RG Mike McGlynn	MIKE Kavelin Conner
RT Winston Justice	WILL Jerrell Freeman
TE Coby Fleener	RUSH Dwight Freaney
WR Donnie Avery	LCB Cassius Vaughn
QB Andrew Luck	RCB Vontae Davis
F Dwayne Allen	SS Tom Zbikowski
RB Vick Ballard	FS Antoine Bethea

PASSING	ATT.	COMP.	YDS.	PCT.	AVG./ATT.	TD	TD%	INT.	INT%	LG	SACKED	RATING
Luck	627	339	4374	54.1	6.9	23	3.7	18	2.9	70	41/246	76.5
Hilton	1	0	0	0.0	0.0	0	0.0	0	0.0	0	0/0	39.6
COLTS	628	339	4374	54.0	6.9	23	3.7	18	2.9	70	41/246	76.4
OPPONENTS	535	334	3977	62.4	7.4	23	4.3	12	2.2	80	32/189	90.1

RECORDS



2 0 1 3

RECORD: 11-5 COACH: CHUCK PAGANO

FIRST – AFC SOUTH DIVISION

HOME: 6-2 ROAD: 5-3

DIV: 6-0 CONF: 9-3 NCONF: 2-2

*Sellout	^Roof/Window	Open	#Roof	Open/Window	ATTENDANCE
9/8	W	21-17	OAKLAND		*65,412
9/15	L	20-24	MIAMI		*65,406
9/22	W	27-7	@ San Francisco		69,732
9/29	W	37-3	@ Jacksonville		59,695
10/6	W	34-28	SEATTLE		*66,608
10/14	L	9-19	@ San Diego		57,954
10/20	W	39-33	DENVER		*67,196
11/3	W	27-24	@ Houston		71,778
11/10	L	8-38	ST. LOUIS		*66,004
11/14	W	30-27	@ Tennessee		69,143
11/24	L	11-40	@ Arizona		60,882
12/1	W	22-14	TENNESSEE		*65,502
12/8	L	28-42	@ Cincinnati		62,507
12/15	W	25-3	HOUSTON		*65,470
12/22	W	23-7	@ Kansas City		75,396
12/29	W	30-10	JACKSONVILLE		*66,008
1/4	W	45-43	KANSAS CITY		*63,551
1/11	L	22-44	@ New England		68,756

TEAM STATISTICS		COLTS	OPP
TOTAL FIRST DOWNS		318	319
Rushing		88	101
Passing		191	191
Penalty		39	27
3rd Down: M/A/Pct.	80/213 37.6	79/210/37.6	
4th Down: M/A/Pct.	3/10 30.0	10/19/52.6	
TOTAL NET YARDS	5468	5713	
Avg. Per Game	341.8	357.1	
Total Plays	1023	1026	
Avg. Per Play	5.3	5.6	
NET YARDS RUSHING	1743	2002	
Avg. Per Game	108.9	125.1	
Total Rushes	409	448	
NET YARDS PASSING	3725	3711	
Avg. Per Game	232.8	231.9	
Tackled/Yards Lost	32/227	42/248	
Gross Yards	3952	3959	
Att./Completions	582/350	536/324	
Completion Pct.	60.1	60.4	
Had Intercepted	10	15	
PUNTS/AVERAGE	77/45.4	75/45.6	
NET PUNTING AVG.	38.0	39.7	
PENALTIES/YARDS	66/576	112/990	
FUMBLES/BALL LOST	14/4	26/12	
TOUCHDOWNS	40	38	
Rushing	15	14	
Passing	23	21	
Defense/Kicking	1/1	2/1	
TIME OF POSSESSION	29:41	30:19	

SCORE BY PERIODS	1	2	3	4	OT	TOTAL
COLTS	70	117	106	95	0	391
OPPONENTS	102	102	66	66	0	336

SCORING	TDR	TDP	TDRT	PAT	FG	2P	S	TP
Vinatieri				34/34	35/40			139
Brown	6	2						48
Hilton	5							30
Fleener	4							2 28
Luck	4							24
Richardson	3	1						24
Wayne	2					1		14
Bradshaw	2							12
Whalen	2							12
Brazill	2							12
Rogers	2							12

PASSING	ATT.	COMP.	YDS.	PCT.	AVG./ATT.	TD	TD%
Luck	570	343	3822	60.2	6.7	23	4.0
Hasselbeck	12	7	130	58.3	10.8	0	0.0
COLTS	582	350	3952	60.1	6.8	23	4.0
OPPONENTS	536	324	3959	60.4	7.4	21	3.9

Closed	#Roof	Closed/Window	Open	FG	2P	S	TP
Hayward-Bey	1			1			8
Allen	1						6
Butler		1					6
Havili	1						6
Howell		1					6
Redding						1	2
Mathis						1	2
COLTS	15	23	2	34/34	35/40	4	2 391
OPPONENTS	14	21	3	37/37	23/30	0	1 336
2-Point: Colts 4-6, Opponents 0-1							
FGS	1-19	20-29	30-39	40-49	50+		
A.Vinatieri	0/0	6/6	10/11	15/17	4/6		
COLTS	0/0	6/6	10/11	15/17	4/6		
OPPONENTS	0/0	3/4	9/9	7/12	4/5		
Vinatieri:	[(52,30,38)/(43,41,51)](22,46,28)(41,49)						
	(30,50,51)(27,52,42)(42b,30,35)(48,30,50)						
	(27)(47,48,45,37,49)(44)(37,43,40)						
	(34,46,45,30)(23,26,39)						
OPP.:	(48,38)(54)(53)(42,48b,36,41,46)						
	(31,33,34,50)(31,47)(49,43,43,55)(32)						
	(25,38)(28b,48,50,21,25)(49)(47,37)						

RUSHING	NO.	YDS.	AVG.	LG	TD
Brown	102	537	5.3	51t	6
Richardson	157	458	2.9	22	3
Luck	63	377	6.0	29	4
Bradshaw	41	186	4.5	27	2
Ballard	13	63	4.8	12	0
Choice	11	44	4.0	8	0
Herron	5	33	6.6	22	0
Hayward-Bey	3	26	8.7	30	0
Havili	7	7	1.0	4	0
Hilton	2	6	3.0	3	0
Wayne	1	5	5.0	5	0
Lynch	1	3	3.0	3	0
Rogers	1	0	0.0	0	0
Hasselbeck	2	-2	-1.0	-1	0
COLTS	409	1743	4.3	51t	15
OPPONENTS	448	2002	4.5	56	14

RECEIVING	NO.	YDS.	AVG.	LG	TD
Hilton	82	1083	13.2	73t	5
Fleener	52	608	11.7	44	4
Wayne	38	503	13.2	35	2
Hayward-Bey	29	309	10.7	27	1
Havili	28	265	9.5	24	1
Brown	27	214	7.9	33t	2
Whalen	24	259	10.8	25	2
Havili	18	128	7.1	20t	1
Rogers	14	192	13.7	69t	2
Brazill	12	161	13.4	29t	2
Bradshaw	7	42	6.0	14	0
Doyle	5	19	3.8	8	0
Saunders	4	46	11.5	18	0
Jones	2	34	17.0	21	0
Herron	1	57	57.0	57	0

RECEIVING	NO.	YDS.	AVG.	LG	TD
Allen	1	20	20.0	20t	1
Hughes	1	6	6.0	6	0
Choice	1	5	5.0	5	0
Cunningham	1	4	4.0	4	0
Reed	1	2	2.0	2	0
Satele	1	0	0.0	0	0
Ballard	1	-5	-5.0	-5	0
COLTS	350	3952	11.3	73t	23
OPPONENTS	324	3959	12.2	81t	21

INTERCEPTIONS	NO.	YDS.	AVG.	LG	TD
Butler	4	79	19.8	41t	1
Vaughn	3	9	3.0	8	0
Betha	2	48	24.0	46	0
Freeman	2	13	6.5	13	0
Toler	1	26	26.0	26	0
Gordy	1	7	7.0	7	0
Angerer	1	4	4.0	4	0
Davis	1	0	0.0	0	0
COLTS	15	186	12.4	46	1
OPPONENTS	10	91	9.1	32	1

PUNTING	NO.	YDS.	AVG.	TB	IN20	LG	BLK.
McAtee	76	3499	46.0	7	27	65	1
COLTS	76	3499	45.6	7	27	65	1
OPPONENTS	75	45.6	6	24	70	0	

PUNT RETURNS	NO.	FC	YDS.	AVG.	LG	TD
Hilton	17	12	159	9.4	34	0
Whalen	8	7	104	13.0	51	0
Rainey	4	4	29	7.3	18	0
Brazill	3	2	25	8.3	17	0
Butler	1	0	9	9.0	9	0
COLTS	33	25	326	9.9	51	0
OPPONENTS	29	17	396	13.7	98t	1

KICKOFF RETURNS	NO.	YDS.	AVG.	LG	TD
Reed	24	590	24.6	39	0
Rainey	6	131	21.8	27	0
Vaughn	5	142	28.4	33	0
Brazill	3	57	19.0	21	0
Williams	1	28	28.0	28	0
Choice	1	28	28.0	28	0
Whalen	1	22	22.0	22	0
Herron	1	13	13.0	13	0
Adongo	1	0	0.0	0	0
COLTS	43	1011	23.5	39	0
OPPONENTS	43	1085	25.2	56	0

SACKS: Colts 42.0, Opponents 32.0; Mathis 19.5-120.5; Freeman 5.5-22.5; Redding 4.5-14.5; Walden 3.0-23.0; Jean Francois 2.5-19.5; Werner 2.5-15.0; Moala 1.5-4.0; Betha 1.0-12.0; Sheppard 1.0-9.0; Angerer 0.5-4.0; Mathews 0.5-4.0

USUAL STARTERS PRO BOWLERS IN BOLDFACE

OFFENSE		DEFENSE	
WR	T.Y. Hilton	DE	Cory Redding
LT	Anthony Costanzo	NT	Aubrayo Franklin
LG	Hugh Thornton	DT	Ricky Jean Francois
C	Samson Satele	SLB	Erik Walden
RG	Mike McGlynn	MIKE	Pat Angerer
RT	Gosder Cherilus	WILL	Jerrell Freeman
TE	Coby Fleener	RUSH	Robert Mathis
WR	Dariusz Hayward-Bey	LCB	Greg Toler
QB	Andrew Luck	RCB	Vontae Davis
FB	Stanley Havili	SS	Antoine Betha
RB	Trent Richardson	FS	LaRon Landry
LS	Matt Overton		

INT.	INT.%	LG	SACKED	RATING
9	1.6	73t	32/227	87.0
1	8.3	57t	0/0	61.1
10	1.7	73t	32/227	86.5
15	2.8	81t	42/248	84.6

RECORDS



2014

RECORD: 11-5 COACH: CHUCK PAGANO
 FIRST – AFC SOUTH DIVISION
 HOME: 6-2 ROAD: 5-3
 DIV: 6-0 CONF: 9-3 NCONF: 2-2

*Sellout ^Roof/Window Open #Roof Open/Window Closed @Roof Closed/Window Open

DATE	RESULTS	OPPONENT	ATTENDANCE
9/7	L 24-31	@ Denver	76,939
9/15	L 27-30	PHILADELPHIA	*64,871
9/21	W 44-17	@ Jacksonville	60,601
9/28	W 41-17	TENNESSEE	*64,757
10/5	W 20-13	BALTIMORE	*65,258
10/9	W 33-28	@ Houston	71,787
10/19	W 27-0	CINCINNATI	*66,539
10/26	L 34-51	@ Pittsburgh	62,479
11/3	W 40-24	@ New York Giants	77,975
11/16	L 20-42	NEW ENGLAND	*66,751
11/23	W 23-3	JACKSONVILLE	*64,328
11/30	W 49-27	WASHINGTON	*65,352
12/7	W 25-24	@ Cleveland	67,431
12/14	W 17-10	HOUSTON	*65,148
12/21	L 7-42	@ Dallas	91,899
12/28	W 27-10	@ Tennessee	69,143
1/4	W 26-10	CINCINNATI	*63,385
1/11	W 24-13	@ Denver	76,867
1/18	L 7-45	@ New England	68,756

TEAM STATISTICS	COLTS	OPP
TOTAL FIRST DOWNS	371	309
Rushing	80	103
Passing	251	175
Penalty	40	31
3rd Down: M/A/Pct.	89/217 41.0	67/201 33.3
4th Down: M/A/Pct.	6/15 40.0	4/17 23.5
TOTAL NET YARDS	6506	5483
Avg. Per Game	406.6	342.7
Total Plays	1105	1007
Avg. Per Play	5.9	5.4
NET YARDS RUSHING	1612	1814
Avg. Per Game	100.8	113.4
Total Rushes	415	423
NET YARDS PASSING	4894	3669
Avg. Per Game	305.9	229.3
Sacked/Yards Lost	29/168	41/263
Gross Yards	5062	3932
Att./Completions	661/410	543/320
Completion Pct.	62.0	58.9
Had Intercepted	16	12
PUNTS/AVERAGE	69/46.7	90/47.5
NET PUNTING AVG.	42.8	42.4
PENALTIES/YARDS	105/848	101/866
FUMBLES/BALL LOST	31/15	29/14
TOUCHDOWNS	53	46
Rushing	9	14
Passing	42	27
Returns	2	5
TIME OF POSSESSION	31:54	28:06

SCORE BY PERIODS	1	2	3	4	OT	TOTAL
COLTS	87	141	122	108	0	458
OPPONENTS	54	124	90	101	0	369

SCORING	TDR	TDP	TORT	PAT	FG	2P	S	TP
Vinatieri					50/50	30/31		140
Allen	8							48
Bradshaw	2	6						48
Fleener	8							48
Hilton	7							42
Nicks	4							24
Luck	3							18
Moncrief	3							18
Richardson	3							18
Doyle	2							12
Wayne	2							12
Castanzo	1							6
Herron	1							6
Tipton	1	1						6
Toler	1							6
COLTS	9	42	2	50/50	30/31	0	0	458
OPPONENTS	14	27	5	46/46	15/19	0	1	369

2-Point: Colts 0-3, Opponents 0-0

FGS	1-19	20-29	30-39	40-49	50+	Tot.
Vinatieri	0-0	10-10	10-10	7-8	3-3	30-31
COLTS	0-0	10-10	10-10	7-8	3-3	30-31
OPPONENTS	0-0	6-6	6-8	1-2	2-3	15-19

Vinatieri: (25/46,27/48,43,25/31,30/38,34)
 (27,34/23,50/31,23/48,31,48,43)
 (31,53/46,20,32/151,33/29/1)
 (23,46,26)

OPP.: (21/31,38,23,36/41/36/52,27/37/11)
 (38/1/28/25,29/40,39/53/52/31)

RUSHING	NO.	YDS.	AVG.	LG	TD
Richardson	159	519	3.3	27	3
Bradshaw	90	425	4.7	29	2
Herron	78	351	4.5	49t	1
Luck	64	273	4.3	20	3
Hilton	2	20	10.0	15	0
Tipton	10	18	1.8	9	0
Moncrief	4	17	4.3	7	0
Hasselbeck	8	-11	-1.4	0	0
COLTS	415	1612	3.9	49t	9
OPPONENTS	423	1814	4.3	52	14

RECEIVING	NO.	YDS.	AVG.	LG	TD
Hilton	82	1345	16.4	73t	7
Wayne	64	779	12.2	80	2
Fleener	51	774	15.2	73t	8
Nicks	38	405	10.7	29	4
Bradshaw	38	300	7.9	22	6
Moncrief	32	444	13.9	79t	3
Allen	29	395	13.6	41t	8
Richardson	27	229	8.5	24	0
Herron	21	173	8.2	26	0
Doyle	18	118	6.6	20	2
Tipton	6	68	11.3	32	1
Whalen	2	23	11.5	18	0
Castanzo	1	1	1.0	1t	1
Cribbs	1	8	8.0	8	0
COLTS	410	5062	12.3	80	42
OPPONENTS	320	3932	12.3	63t	27

INTERCEPTIONS	NO.	YDS.	AVG.	LG	TD
Adams	5	24	4.8	10	0
Davis	4	72	18.0	42	0
Toler	2	47	23.5	47t	1
Gordy	1	0	0.0	0	0
COLTS	12	143	11.9	47t	1
OPPONENTS	16	250	15.6	46	3

PUNTING NO.	YDS.	AVG.	TB	IN20	LG	BLK.
McAfee	69	3221	46.7	3	30	61
COLTS	69	3221	46.7	3	30	61
OPPONENTS	90	4271	47.5	7	30	79

PUNT RETURNS NO.	FC	YDS.	AVG.	LG	TD
Whalen	26	17	187	7.2	22
Cribbs	19	8	125	6.6	18
COLTS	45	25	312	6.9	22
OPPONENTS	35	19	205	5.9	37

KICKOFF RETURNS	NO.	YDS.	AVG.	LG	TD
Cribbs	19	608	32.0	76	0
Whalen	15	379	25.3	32	0
Herron	3	78	26.0	32	0
Hilton	1	0	0.0	0	0
COLTS	38	1065	28.0	76	0
OPPONENTS	26	587	22.6	52	0

SACKS: Colts 41.0, Opponents 29.0; Newsome 6.5-41.5; Walden 6.0-30.0; D. Jackson 4.0-29.0; Werner 4.0-20.0; Redding 3.5-33.0; Jean Francois 3.0-15.0; Kerr 3.0-6.0; Landry 2.5-19.5; Freeman 1.5-8.5; Jones 1.5-15.5; S. Brown 1.0-11.0; A. Jackson 1.0-2.0; Quarles 1.0-6.0; Toler 1.0-16.0; McNary 0.5-4.0; Team 1.0-6.0

USUAL STARTERS PRO BOWLERS IN BOLDFACE

OFFENSE	DEFENSE
WR Reggie Wayne	DE Cory Redding
LT Anthony Castanzo	NT Josh Chapman
LG Jack Mewhort	DT Ricky Jean Francois
C Jonathon Harrison	SLB Eric Walden
RG Hugh Thornton	MIKE D'Quell Jackson
RT Gosder Cherilus	WILL Jerrell Freeman
TE Dwayne Allen	RUSH Bjoern Werner
WR T.V. Hilton	LCB Greg Toler
QB Andrew Luck	RCB Vontae Davis
TE Coby Fleener	SS Mike Adams
RB Trent Richardson	FS LaRon Landry
P Pat McAfee	
K Adam Vinatieri	

PASSING	ATT.	COMP.	YDS.	PCT.	AVG./ATT.	TD	%	INT.	INT.%	LG	SACKED	RATING
Luck	616	380	4761	61.7	7.73	40	6.5	16	2.6	80	27/161	96.5
Hasselbeck	44	30	301	68.2	6.84	2	4.5	0	0.0	32	2/7	102.6
McAfee	1	0	0	0.0	0.00	0	0.0	0	0.0	0	0/0	39.6
COLTS	661	410	5062	62.0	7.66	42	6.4	16	2.4	80	29/168	96.8
OPPONENTS	543	320	3932	58.9	7.24	27	5.0	12	2.2	63t	41/263	88.7

RECORDS



2015

RECORD: 8-8 COACH: CHUCK PAGANO
SECOND – AFC SOUTH DIVISION
HOME: 4-4 ROAD: 4-4
DIV: 4-2 CONF: 6-6 NCONF: 2-2

*Sellout *Roof/Window Open #Roof Open/Window Closed @Roof Closed/Window Open

DATE	RESULTS	OPPONENT	ATTENDANCE
9/13	L 14-27	@ Buffalo	70,319
9/21	L 7-20	NEW YORK JETS	*@65,220
9/27	W 35-33	@ Tennessee	65,920
10/4	W 16-13 OT	JACKSONVILLE	*#65,609
10/8	W 27-20	@ Houston	71,732
10/18	L 27-34	NEW ENGLAND	*#66,726
10/25	L 21-27	NEW ORLEANS	*#66,420
11/2	L 26-29 OT	@ Carolina	74,136
11/8	W 27-24	DENVER	*#66,894
11/22	W 24-21	@ Atlanta	70,433
11/29	W 25-12	TAMPA BAY	*#65,696
12/6	L 10-45	@ Pittsburgh	58,701
12/13	L 16-51	@ Jacksonville	62,372
12/20	L 10-16	HOUSTON	*#66,083
12/27	W 18-12	@ Miami	65,482
1/3	W 30-24	TENNESSEE	*#65,733

TEAM STATISTICS

	COLTS	OPP
TOTAL FIRST DOWNS	311	331
Rushing	77	89
Passing	195	210
Penalty	39	32
3rd Down: M/A/Pct.	94/235 40.0	89/227 39.2
4th Down: M/A/Pct.	7/13 53.8	10/14 71.4
TOTAL NET YARDS	5142	6066
Avg. Per Game	321.4	379.1
Total Plays	1052	1072
Avg. Per Play	4.9	5.7
NET RUSHING YARDS	1438	1952
Avg. Per Game	89.9	122.0
Total Rushes	396	452
NET YARDS PASSING	3704	4114
Avg. Per Game	231.5	257.1
Sacked/Yards Lost	37/224	35/251
Gross Yards	3928	4365
Att./Completions	619/355	585/354
Completion Pct.	57.4	60.5
Had Intercepted	19	17
PUNTS/AVERAGE	85/47.2	80/45.2
NET PUNTING AVG.	41.7	41.4
PENALTIES/YARDS	108/931	133/1168
FUMBLES/BALL LOST	19/11	20/8
TOUCHDOWNS	37	47
Rushing	6	14
Passing	26	29
Returns	5	4
TIME OF POSSESSION	29:32	30:28

SCORE BY PERIODS	1	2	3	4	OTTOTAL	
COLTS	61	101	59	106	6	333
OPPONENTS	67	129	106	100	6	408

SCORING TDR TDP

	TDR	PAT	FG	2P	S	TP
Vinatieri		32/35	25/27			107
Gore	6	1				42
Moncrief	6					36
Hilton	5					30
Johnson	4					24
Fleener	3		1			20
Bradshaw	3					18
Freeman	1					6
Lowery	1					6

SCORING TDR TDP	TDR	PAT	FG	2P	S	TP
Whalen	1					6
Mathis	1					6
Adams	1					6
Doyle	1					6
Allen	1					6
Jackson	1					6
Dorsett	1					6
McGill						1 2
COLTS	6	26	5	32/35	25/27	1 1 333
OPPONENTS	14	29	4	40/44	28/35	1 1 408

2-Point: Conversions: Team 1/2, Opponents: 1/3

FGS	1-19	20-29	30-39	40-49	50+	Tot.
Vinatieri	0/0	7/8	6/6	8/8	4/5	25/27
COLTS	0/0	7/8	6/6	8/8	4/5	25/27
OPPONENTS	0/0	6/6	10/10	10/14	2/5	28/35

Vinatieri: (52/29)/(54.32,27)/(48.42/)(47.34,24.50)/(43.55)/(43)/(49,27,26,44)

(35)/(25,21,32)/(29)/(38)/(49,52,35)

OPP: (41,45)/(35,48;46)/(38,21)/(39,42,52)/(29)/(36,39,40,35)/(39,42,52)/(29)/(46)

(38,30,54)/(29,51,47,42)/(46)/(56,22,46,32)

(33,20)/(49)

RUSHING

	NO.	YDS.	AVG.	LG	TD
Gore	260	967	3.7	37t	6
Luck	33	196	5.9	25	0
Bradshaw	31	85	2.7	23	0
Herron	14	42	3.0	6	0
Robinson	17	39	2.3	8	0
Freeman	8	24	3.0	9	0
Tipton	5	20	4.0	7	0
McAfee	1	18	18.0	18	0
Dorsett	3	17	5.7	11	0
Hasselbeck	16	15	0.9	10	0
Williams	2	12	6.0	12	0
Varga	1	2	2.0	2	0
Whitehurst	2	1	0.5	2	0
Allen	1	1	1.0	1	0
Reitz	0	0	0.0	0	0
Anderson	1	-1	-1.0	-1	0
COLTS	396	1438	3.6	37t	6
OPPONENTS	452	1952	4.3	56	14

RECEIVING

	NO.	YDS.	AVG.	LG	TD
Hilton	69	1124	16.3	87t	5
Moncrief	64	733	11.5	33	6
Fleener	54	491	9.1	57t	3
Johnson	41	503	12.3	35	4
Gore	34	267	7.9	34	1
Whalen	19	205	10.8	38	1
Dorsett	18	225	12.5	35t	1
Allen	16	109	6.8	21	1
Doyle	12	72	6.0	19	1
Bradshaw	10	64	6.4	10	3
Robinson	6	33	5.5	9	0
Herron	6	27	4.5	7	0
Tipton	5	57	11.4	27	0
Varga	1	18	18.0	18	0
Reitz	0	0	0.0	0	0
COLTS	355	3928	11.1	87t	26
OPPONENTS	354	4365	12.3	80t	29

INTERCEPTIONS NO.	YDS.	AVG.	LG	TD	
Adams	5	63	12.6	38	1
Lowery	4	96	24.0	69t	1
Davis	4	6	1.5	6	0
Freeman	1	23	23.0	23t	1
Jackson	1	6	6.0	6t	1
Fleener	1	2	2.0	2	0
Butler	1	0	0.0	0	0
COLTS	17	196	11.5	69t	4
OPPONENTS	19	285	15.0	48	4

PUNTING NO.	YDS.	AVG.	TB	IN20	LG	BLK.
McAfee	85	4052	47.7	6	28	63
COLTS	85	4052	47.7	6	28	63
OPPONENTS	80	3616	45.2	2	30	63

PUNT RETURNS NO.	FC	YDS.	AVG.	LG	TD	
Bray	21	7	166	7.9	33	0
Whalen	12	18	85	7.1	22	0
Hilton	4	2	16	4.0	10	0
Dorsett	2	1	0.5	1	0	
COLTS	39	28	268	6.9	33	0
OPPONENTS	36	23	386	10.7	83	3

KICKOFF RETURNS

	NO.	YDS.	AVG.	LG	TD
Bray	21	570	27.1	60	0
Whalen	9	244	27.1	50	0
Varga	6	151	25.2	30	0
Doyle	2	22	11.0	12	0
Tipton	1	23	23.0	23	0
McGill	1	15	15.0	15	0
Dorsett	1	12	12.0	12	0
Moncrief	1	5	5.0	5	0
Anderson	1	5	5.0	5	0
COLTS	43	1047	24.3	60	0
OPPONENTS	8	156	19.5	41	0

USUAL STARTERS

PRO BOWLERS IN BOLDFACE

OFFENSE		DEFENSE	
WR	Andre Johnson	DE	Kendall Langford
LT	Anthony Castonzo	DT	David Parry
LG	Jack Mewhort	NT	Henry Anderson
C	Jonathon Harrison	SLB	Erik Walden
RG	Hugh Thornton	MIKE	D'Owells Jackson
RT	Joe Reitz	WILL	Jerrrell Freeman
TE	Dwayne Allen	RUSH	Robert Mathis
WR T.Y. Hilton	RCB	Greg Toler	
QB	Matt Hasselbeck	LCB	Vontae Davis
TE	Coby Fleener	SS	Mike Adams
RB	Frank Gore	FS	Dwight Lowery

PASSING	ATT.	COMP.	YDS.	PCT.	AVG. ATT.	TD	TD%	INT.	INT%	LG	SACKED	RATING
Luck	293	162	1881	55.3	6.4	15	5.1	12	4.1	87t	15/88	74.9
Hasselbeck	256	156	1690	60.9	6.6	9	3.5	5	2.0	57	16/101	84.0
Whitehurst	32	16	150	50.0	4.7	0	0.0	1	3.1	33	5/28	50.3
Freeman	28	15	149	53.6	5.3	1	3.6	1	3.6	57t	1/7	65.9
Lindley	10	6	58	60.0	5.8	1	10.0	0	0.0	18t	0/0	109.6
COLTS	619	355	3928	57.4	6.3	26	4.2	19	3.1	87t	37/224	77.5
OPPONENTS	585	354	4365	60.5	7.5	29	5.0	17	2.9	80t	35/251	88.0

RECORDS



2016

RECORD: 8-8 COACH: CHUCK PAGANO
THIRD – AFC SOUTH DIVISION
HOME: 4-4 ROAD: 4-4
DIV: 3-3 CONF: 5-7 NCONF: 3-1

*Sellout ^Roof/Window Open #Roof Open/Window Closed @Roof Closed/Window Open

DATE	RESULTS	OPPONENT	ATTENDANCE
9/11	L 35-39	DETROIT	*165,566
9/18	L 20-34	@ Denver	76,379
9/25	W 26-22	SAN DIEGO	*64,747
10/2	L 27-30	@ Jacksonville (London)	83,764
10/9	W 29-23	CHICAGO	*166,622
10/16	L 23-26 OT	@ Houston	71,891
10/23	W 34-26	@ Tennessee	65,470
10/30	L 14-30	KANSAS CITY	*165,417
11/6	W 31-26	@ Green Bay	78,437
11/20	W 24-17	TENNESSEE	*65,048
11/24	L 7-28	PITTSBURGH	*66,583
12/5	W 41-10	@ N.Y. Jets	78,160
12/11	L 17-22	HOUSTON	*65,250
12/18	W 34-6	@ Minnesota	66,820
12/24	L 29-33	@ Oakland	54,896
1/1	W 24-20	JACKSONVILLE	*65,160

TEAM STATISTICS	COLTS	OPP
TOTAL FIRST DOWNS	351	353
Rushing	93	93
Passing	220	225
Penalty	38	35
3rd Down: M/A/Pct.	87/202 43.1	80/193 41.5
4th Down: M/A/Pct.	8/18 44.4	3/8 37.5
TOTAL NET YARDS	5830	6126
Avg. Per Game	364.4	382.9
Total Plays	1037	1024
Avg. Per Play	5.6	6.0
NET RUSHING YARDS	1628	1926
Avg. Per Game	101.8	120.4
Total Rushes	409	409
NET YARDS PASSING	4202	4200
Avg. Per Game	262.6	262.5
Sacked/Yards Lost	44/289	33/211
Gross Yards	4491	4411
Att./Completions	584/370	582/378
Completion Pct.	63.4	64.9
Had Intercepted	15	8
PUNTS/AVERAGE	56/48.4	63/47.5
NET PUNTING AVG.	42.7	42.1
PENALTIES/YARDS	102/883	125/1159
FUMBLES/BALL LOST	16/7	18/9
TOUCHDOWNS	47	42
Rushing	13	12
Passing	32	3
Returns	2	3
TIME OF POSSESSION	30:39	29:21

SCORE BY PERIODS	1	2	3	4	OT	TOTAL
COLTS	84	120	73	134	0	411
OPPONENTS	66	134	65	124	3	392

Closing	TDR	TDP	TDR	PAT	FG	2P	S	TP
Vinatieri				44/44	27/31			125
Gore	4	4						48
Turbin	7	1						48
Moncrief		7						42
Allen		6				1		40
Hilton		6					1	40
Doyle		5						30
Dorsett		2						12
Luck	2							12
Mathis			1					6
Swoope		1						6
Todman		1						6
COLTS	13	32	2	44/44	27/31	2	0	411
OPPONENTS	12	27	3	34/39	34/40	1	1	392

2-Point: Conversions: Team 2/3, Opponents: 1/3

FGS	1-19	20-29	30-39	40-49	50+	Tot.
Vinatieri	0/0	3/3	7/7	10/12	7/9	27/31
COLTS	0/0	3/3	7/7	10/12	7/9	27/31
OPPONENTS	0/0	9/10	10/11	13/15	2/4	34/40

Vinatieri:	(50,40)	(48,52)	(38,33)	(53,49)
	(54,53,26,41,46)	(41,37,36)	(28,33)	(28)
	(42,49)	(52)	(53,36)	(32,55)
	(48,45)		(48,50)	(42)
OPP:	(43)	(54,23,43,33,35)	(42,34,27)	(22,46,49)
	(35,49,49,24)	(27,33)	(48,44)	(33,28,22,44)
	(34,48,27)	(47)	(38)	(21,52,24,41,34)
	(32,51)	(47,30,54,41)		

RUSHING	NO.	YDS.	AVG.	LG	TD
Gore	263	1025	3.9	22	4
Luck	64	341	5.3	33	2
Turbin	47	164	3.5	18	7
Todman	9	59	6.6	19	0
Ferguson	15	20	1.3	11	0
Dorsett	2	10	5.0	7	0
Bray	1	7	7.0	7	0
Tolzien	6	3	0.5	5	0
McAfee	1	0	0.0	0	0
Moncrief	1	-1	-1.0	-1	0
COLTS	409	1628	4.0	33	13
OPPONENTS	409	1926	4.7	57	12

RECEIVING	NO.	YDS.	AVG.	LG	TD
Hilton	91	1448	15.9	63	6
Doyle	59	584	9.9	24	5
Gore	38	277	7.3	49	4
Allen	35	406	11.6	24	6
Dorsett	33	528	16.0	64	2
Moncrief	30	307	10.2	39	7
Turbin	26	179	6.9	19	1
Ferguson	20	136	6.8	14	0
Rogers	19	273	14.4	36	0
Swoope	15	297	19.8	45	1
Bray	3	36	12.0	22	0
Street	1	20	20.0	20	0
COLTS	370	4491	12.1	64	32
OPPONENTS	378	4411	11.7	49	27

INTERCEPTIONS	NO.	YDS.	AVG.	LG	TD
Butler	3	19	6.3	19	0
Adams	2	56	28.0	56	0
Ayers	1	25	25.0	25	0
Davis	1	0	0.0	0	0
Morris	1	0	0.0	0	0
COLTS	8	100	12.5	56	0
OPPONENTS	15	165	11.0	46	1

PUNTING	NO.	YDS.	AVG.	TB	INT	LG	BLK.
McAfee	55	2711	49.3	9	19	74	1
COLTS	55	2711	48.4	9	19	74	1
OPPONENTS	63	2994	47.5	8	26	78	0

PUNT RETURNS	NO.	FC	YDS.	AVG.	LG	TD
Rogers	13	12	119	9.2	30	0
Bray	7	8	58	8.3	20	0
Ferguson	1	0	0	0.0	0	0
Hilton	1	1	5	5.0	5	0
Dorsett	0	1	0	0.0	0	0
COLTS	22	22	182	8.3	30	0
OPPONENTS	17	17	139	8.2	28	0

KICKOFF RETURNS	NO.	YDS.	AVG.	LG	TD
Todman	16	478	29.9	99	1
Bray	9	231	25.7	39	0
Ferguson	4	80	20.0	24	0
Hilton	2	5	2.5	5	0
Blythe	1	10	10.0	10	0
COLTS	32	804	25.1	99	1
OPPONENTS	39	825	21.2	40	0

USUAL STARTERS PRO BOWLERS IN BOLDFACE

OFFENSE	DEFENSE
WR Donte Moncrief	DE Kendall Langford
LT Anthony Castonzo	NT David Parry
LG Jack Mewhort	DT Arthur Jones
C Ryan Kelly	SLB Erik Walden
RG Dzenelle Good	MIKE D'Orvell Jackson
RT Joe Haeg	WILL Edwin Jackson
QB Andrew Luck	RUSH Robert Mathis
TE Dwayne Allen	LCB Rashaan Melvin
WR T.Y. Hilton	RCB Vontae Davis
QB Andrew Luck	SS Mike Adams
TE Jack Doyle	FS Clayton Geathers
RB Frank Gore	
P Pat McAfee	

PASSING	ATT.	COMP.	YDS.	PCT.	AVG./ATT.	TD	TD%	INT.	INT%	LG	SACKED	RATING
Luck	545	346	4240	63.5	7.7	31	5.7	13	2.4	64	41/286	96.4
Tolzien	37	23	216	62.2	5.8	1	2.7	2	5.4	32	3/21	64.7
McAfee	1	1	35	100.0	35.0	0	0.0	0	0.0	35	0/0	118.8
Morrison	1	0	0	0.0	0.0	0	0.0	0	0.0	0	0/0	39.6
COLTS	584	370	4491	63.4	7.6	32	5.5	15	2.6	64	44/289	94.5
OPPONENTS	582	378	4411	64.9	7.5	27	4.6	8	1.4	49	33/211	97.5

RECORDS



2017

RECORD: 4-12 COACH: CHUCK PAGANO
THIRD – AFC SOUTH DIVISION

HOME: 3-5 ROAD: 1-7

DIV: 2-4 CONF: 3-9 NCONF: 1-3

*Sellout ^Roof/Window Open #Roof Open/Window Closed @Roof Closed/Window Open

DATE	RESULTS	OPPONENT	ATTENDANCE
9/10	L	9-46 @ Los Angeles Rams	60,128
9/17	L	13-16 OT ARIZONA	*63,137
9/24	W	31-28 CLEVELAND	*63,351
10/1	L	18-46 @ Seattle	68,872
10/8	W	26-23 OT SAN FRANCISCO	*@65,612
10/16	L	22-36 @ Tennessee	63,888
10/22	L	0-27 JACKSONVILLE	*@63,104
10/29	L	23-24 @ Cincinnati	57,901
11/5	W	20-14 @ Houston	71,709
11/12	L	17-20 PITTSBURGH	*66,146
11/26	L	16-20 TENNESSEE	*@62,207
12/3	L	10-30 @ Jacksonville	61,207
12/10	L	7-13 OT @ Buffalo	60,222
12/14	L	13-25 DENVER	63,411
12/23	L	16-23 @ Baltimore	70,590
12/31	W	22-13 HOUSTON	*60,557

TEAM STATISTICS	COLTS	OPP
TOTAL FIRST DOWNS	267	324
Rushing	94	99
Passing	148	192
Penalty	25	33
3rd Down: M/A/Pct.	87/228 38.2	97/217 44.7
4th Down: M/A/Pct.	8/17 47.1	7/14 50.0
TOTAL NET YARDS	4553	5873
Avg. Per Game	284.6	367.1
Total Plays	994	1026
Avg. Per Play	4.6	5.7
NET RUSHING YARDS	1661	1927
Avg. Per Game	103.8	120.4
Total Rushes	451	488
NET YARDS PASSING	2892	3946
Avg. Per Game	180.8	246.6
Sacked/Yards Lost	56/334	25/177
Gross Yards	3226	4123
Att./Completions	487/285	513/320
Completion Pct.	58.5	62.4
Had Intercepted	9	13
PUNTS/AVERAGE	85/44.3	64/45.5
NET PUNTING AVG.	42.6	42.0
PENALTIES/YARDS	92/779	102/822
FUMBLES/BALL LOST	20/6	23/7
TOUCHDOWNS	25	44
Rushing	11	15
Passing	13	23
Returns	1	6
TIME OF POSSESSION	29:07	30:53

SCORE BY PERIODS	1	2	3	4	OT	TOTAL
COLTS	42	106	66	46	3	263
OPPONENTS	58	113	94	130	9	404

SCORING	TDR	TDP	TDR	PAT	FG	2P	S	TP
Vinatieri			22/24	29/34				109
Gore	3	1						24
Hilton		4						24
Doyle		4						24
Brissett	4							24
Mack	3	1						24
Moncrief								12
Rogers		1						6
Simon			1					6
Turbin	1							6
Ridgeway								1
Hairston								1
COLTS	11	13	1	22/24	29/34	0	2	263
OPPONENTS	15	23	6	37/38	31/37	4	1	404
2-Point: Conversions: Team 0/1, Opponents: 4/5								
FGS	1-19	20-29	30-39	40-49	50+	Tot.		
Vinatieri	0/0	11/11	7/10	6/7	5/6	29/34		
COLTS	0/0	11/11	7/10	6/7	5/6	29/34		
OPPONENTS	0/0	6/6	10/14	13/15	2/2	31/37		
Vinatieri:	(20,38)	(46,29)	(33)	(40)	(52,23,38,51)			
	(36,25,52)	(1)	(29,33,29)	(22,53)				
	(48,26,28,42)	(27)	(33,43)	(45,39)				
	(38,60,48,38,30)	(54,22)						
	(50,35,44)	(27,40,42,30)	(1)	(44,37)				
	(28,43,40)	(48,32,40,48,23)	(42,33)	(29,34)				
	(39)	(41,37,33)	(29,45)	(30,23,39)	(40,40)			
	(30,39,36)	(52,46)						

RUSHING	NO.	YDS.	AVG.	LG	TD
Gore	261	961	3.7	21	3
Mack	93	358	3.8	35	3
Brissett	63	260	4.1	25	4
Turbin	23	53	2.3	7	1
Jones	5	14	2.8	5	0
Rogers	3	8	2.7	7	0
Ferguson	1	5	5.0	5	0
Tolzien	2	2	1.0	3	0
COLTS	451	1661	3.7	35	11
OPPONENTS	488	1927	3.9	72t	15

RECEIVING	NO.	YDS.	AVG.	LG	TD
Doyle	80	690	8.6	26	4
Hilton	57	966	16.9	80t	4
Gore	29	245	8.4	26	1
Moncrief	26	391	15.0	60t	2
Rogers	23	284	12.3	61t	1
Mack	21	225	10.7	34	1
Aiken	15	133	8.9	21	0
Williams	13	121	9.3	32	0
Turbin	9	56	6.2	16	0
Bray	3	39	13.0	22	0
Daniels	3	26	8.7	13	0
Ferguson	3	16	5.3	8	0
Travis	2	33	16.5	20	0
Hazel	1	1	1.0	1	0
COLTS	285	3226	11.3	80t	13
OPPONENTS	320	4123	12.9	67	23

INTERCEPTIONS	NO.	YDS.	AVG.	LG	TD
Hooker	3	73	24.3	32	0
Melvin	3	28	9.3	21	0
Farley	2	9	4.5	9	0
Wilson	1	33	33.0	33	0
Simon	1	26	26.0	26t	1
Moore	1	25	25.0	25	0
Hairston	1	21	21.0	11	0
Desir	1	0	0.0	0	0
COLTS	13	215	16.5	33	1
OPPONENTS	9	181	20.1	39t	4

PUNTING	NO.	YDS.	AVG.	TB	IN20	LG	BLK.
Sanchez	84	3764	44.8	3	28	61	1
COLTS	85	3764	44.3	3	28	61	1
OPPONENTS	64	2910	45.5	3	29	61	1

PUNT RETURNS	NO.	FC	YDS.	AVG.	LG	TD
Bray	17	8	90	5.3	20	0
Rogers	10	5	80	8.0	30	0
Hogan	0	0	-8	0.0	-8	0
COLTS	27	13	162	6.0	30	0
OPPONENTS	19	27	80	4.2	29	0

KICKOFF RETURNS	NO.	YDS.	AVG.	LG	TD
Bray	18	430	23.9	60	0
Ferguson	5	86	17.2	20	0
Mack	3	69	23.0	34	0
Rogers	1	5	5.0	5	0
Basham	1	0	0.0	0	0
COLTS	28	590	21.1	60	0
OPPONENTS	23	441	19.2	40	0

WELL STARTERS PRO BOWLERS IN BOLDFACE

OFFENSE	DEFENSE
WR Dontae Moncrief	DE Henry Anderson
LT Anthony Castonzo	NT Al Woods
LG Jeremy Vujnovich	DT Johnathan Hankins
C Ryan Kelly	SLB John Simon
RG Jack Mewhort	MIKE Antonio Morrison
RT Joe Haeg	WILL Jon Bostic
TE Jack Doyle	RUSH Jabaal Sheard
WR T.Y. Hilton	LCB Rashan Melvin
QB Jacoby Brissett	RCB Vontae Davis
TE Brandon Williams	SS Matthias Farley
RB Frank Gore	FS Malik Hooker

PASSING	ATT.	COMP.	YDS.	PCT.	AVG./ATT.	TD	TD%	INT.	INT.%	LG	SACKED	RATING
Brissett	469	276	3098	58.8	6.6	13	2.8	7	1.5	80t	52/305	81.7
Tolzien	18	9	128	50.0	7.1	0	0.0	2	11.1	32	4/29	33.8
COLTS	487	285	3226	58.5	6.6	13	2.7	9	1.8	80t	56/334	79.7
OPPONENTS	513	320	4123	62.4	8.0	23	4.5	13	2.5	67	25/177	91.9

RECORDS



2018 RECORD: 10-6 COACH: FRANK REICH SECOND – AFC SOUTH DIVISION HOME: 6-2 ROAD: 4-4 DIV: 4-2 CONF: 7-5 NCONF: 3-1

*Sellout ^Roof/Window Open #Roof Open/Window Closed @Roof Closed/Window Open

DATE	RESULTS	OPPONENT	ATTENDANCE
9/9	L	23-34 CINCINNATI	58,699
9/16	W	21-9 @ Washington	57,013
9/23	L	16-20 @ Philadelphia	69,696
9/30	L	34-37 HOUSTON	*57,716
10/4	L	24-38 @ New England	66,878
10/14	L	34-42 @ N.Y. Jets	77,982
10/21	W	37-5 BUFFALO	56,848
10/28	W	42-28 @ Oakland	54,372
11/11	W	29-26 JACKSONVILLE	57,473
11/18	W	38-10 TENNESSEE	57,401
11/25	W	27-24 MIAMI	57,069
12/2	L	0-6 @ Jacksonville	67,030
12/9	W	24-21 @ Houston	71,814
12/16	W	23-0 DALLAS	*66,654
12/23	W	28-27 N.Y. GIANTS	61,738
12/30	W	33-17 @ Tennessee	68,978
1/5	W	21-7 @ Houston	71,798
1/12	L	13-31 @ Kansas City	76,765

TEAM STATISTICS		COLTS	OPP
TOTAL FIRST DOWNS			
		371	315
Rushing			
		96	87
Passing			
		237	203
Penalty			
		38	25
3rd Down: M/A/Pct. 104/214 48.6			
		82/200 41.0	
4th Down: M/A/Pct. 7/15 46.7			
TOTAL NET YARDS			
		5431	5179
Avg. Per Game			
		339.4	326.4
Total Plays			
		1070	995
Avg. Per Play			
		5.8	5.5
NET RUSHING YARDS			
		1718	1626
Avg. Per Game			
		107.4	101.6
Total Rushes			
		408	415
NET YARDS PASSING			
		4461	3805
Avg. Per Game			
		278.8	237.8
Sacked/Yards Lost			
		18/134	38/228
Gross Yards			
		4595	4033
Att./Completions			
		644/432	542/384
Completion Pct.			
		67.1	70.8
Had Intercepted			
		15	15
PUNTS/AVERAGE			
		57/46.1	67/45.1
NET PUNTING YARDS			
		42.7	41.9
PENALTIES/YARDS			
		120/953	131/1115
FUMBLES/BALL LOST			
		17/9	22/11
TOUCHDOWNS			
		52	37
Rushing			
		13	12
Passing			
		39	21
Returns			
		0	4
TIME OF POSSESSION			
		29:46	30:14

SCORE BY PERIODS	1	2	3	4	TOTAL	
COLTS	83	135	87	125	3	433
OPPONENTS	76	99	80	83	6	344

PASSING	ATT.	COMP.	YDS.	PCT.	AVG./ATT.	TD	TD%
Luck	639	430	4593	67.3	7.2	39	6.1
Brissett	4	2	2	50.0	0.5	0	0.0
Ebron	1	0	0	0.0	0.0	0	0.0
COLTS	644	432	4593	67.1	7.1	39	6.1
OPPONENTS	542	384	4033	70.8	7.4	21	3.9

SCORING	TDR	TDP	TDR	PAT	FG	2P	S	TP
Vinatieri								113
Ebron	1	13						84
Mack	9	1				2		64
Hilton	6	6						36
Hines	2	2						24
Inman		3						18
Swoope		3						18
Doyle		2				2		16
Doyle		2						12
Alie-Cox		2						12
Pascal		2						12
Wilkins	1							6
Hewitt		1						6
Johnson		1						6
Grant		1						6
COLTS	13	39	0	44/47	23/27	4	0	63
OPPONENTS	12	21	4	36/37	28/33	0	0	344

2-Point Conversions: Team 4/5, Opponents: 0/0

FGS	1-19	20-29	30-39	40-49	50+	Tot.
Vinatieri	0/0	8/8	6/7	5/6	4/6	23/27
COLTS	0/0	8/8	6/7	5/6	4/6	23/27
OPPONENTS	0/0	6/6	11/11	10/12	1/4	28/33

Vinatieri:	(21,38,51,55)	(35,31,28)	(42,44)
	(38,54)	(21,31)	(36,26,25)
	(52)	(22)	
	(48,46,32)	(54)	(43,44,23)
	(53,25)		
OPP:	(42,39)	(49,49,27,49)	(55,33,24)
	(40,53,29,37)	(45)	(50,48,32,37,45,37,45)
	(34)	(28,52,55)	(42)
	(29)	(30,37)	
	(46)	(40,27)	(38)

RUSHING	NO.	YDS.	AVG.	LG	TD
Mack	195	908	4.7	49	9
Wilkins	60	336	5.6	53	1
Hines	85	314	3.7	18	2
Luck	46	148	3.2	33	0
Turbin	4	10	2.5	5	0
Pascal	2	10	5.0	8	0
Michael	2	9	4.5	8	0
McNichols	2	4	2.0	7	0
Johnson	1	-2	-2.0	-2	0
Rogers	1	-4	-4.0	-4	0
Brissett	7	-7	-1.0	-1	0
Ebron	3	-8	-2.7	2	1
COLTS	408	1718	4.2	53	13
OPPONENTS	415	1626	3.9	34	12

RECEIVING	NO.	YDS.	AVG.	LG	TD
Hilton	76	1,270	16.7	68t	6
Ebron	66	750	11.4	53t	13
Rogers	53	485	9.2	34	2
Hines	63	425	6.7	28	2
Grant	35	334	9.5	23	1
Inman	28	304	10.9	29	3
Pascal	27	268	9.9	28	2
Doyle	26	245	9.4	20	2
Alie-Cox	7	133	19.0	34	1
Mack	17	103	6.1	29t	1
Johnson	6	102	17.0	34t	1
Swoope	8	87	10.9	26	3
Wilkins	16	85	5.3	17	0
Luck	1	4	4.0	4	0
Turbin	1	3	3.0	3	0
Hewitt	1	1	1.0	1t	1
Kelly	1	-4	-4.0	-4	0
COLTS	432	4595	10.6	68t	39
OPPONENTS	384	4033	10.5	80t	21

INTERCEPTIONS NO.	YDS.	AVG.	LG	TD
K. Moore II	3	52	17.3	32
Leonard	2	38	19.0	28
Hooker	2	34	17.0	27
Mitchell	1	47	47.0	47
Goode	1	16	16.0	16
Odum	1	14	14.0	14
Walker	1	11	11.0	11
Farley	1	7	7.0	0
Desir	1	1	1.0	1
C. Moore	1	0	0.0	0
Wilson	1	0	0.0	0
COLTS	15	220	14.7	47
OPPONENTS	15	148	9.9	36

PUNTING	NO.	YDS.	AVG.	TB	IN20	LG	BLK.
Sanchez	57	2629	46.1	5	24	63	0
COLTS	57	2629	46.1	5	24	63	0
OPPONENTS	67	3022	45.1	0	33	62	0

PUNT RETURNS	NO.	FC	YDS.	AVG.	LG	TD
Rogers	23	28	215	9.3	51	0
Hilton	1	0	2	2.0	2	0
COLTS	24	28	217	9.0	51	0
OPPONENTS	21	18	93	4.4	15	0

KICKOFF RETURNS	NO.	YDS.	AVG.	LG	TD
Pascal	14	297	21.2	29	0
Johnson	1	23	23.0	23	0
Rogers	1	10	10.0	10	0
Wilkins	1	7	7.0	7	0
COLTS	17	337	19.8	29	0
OPPONENTS	27	595	22.0	47	0

USUAL STARTERS PRO BOWLERS IN BOLDFACE

OFFENSE	DEFENSE
WR Chester Rogers	DE Jabaal Sheard
LT Anthony Castonzo	NT Margus Hunt
LG Quenton Nelson	UT Denico Autry
C Ryan Kelly	DE Tyquan Lewis
RG Mark Glowinski	MIKE Anthony Walker
RT Braden Smith	WLB Darius Leonard
TE Eric Ebron	SAM Matthew Adams
WR T.Y. Hilton	CB Kenny Moore II
QB Andrew Luck	CB Pierre Desir
WR Ryan Grant	SS Clayton Geathers
RB Marlon Mack	FS Malik Hooker

INT.	INT%	LG	SACKED	RATING
15	2.3	68t	18/134	98.7
0	0.0	4	0/0	56.3
0	0.0	0	0/0	39.6
15	2.3	68t	18/134	98.2
15	2.8	80t	38/228	93.5

RECORDS



COLTS PRESEASON RESULTS

(All Games on Saturday Night unless otherwise indicated; * denotes OT)

1947 RECORD: 0-2
8/22 20-29 L 7,018
8/29 0-28 L 33,106

OPPONENT
Buffalo Bills (Hershey, Pa.)
Cleveland Browns (Akron, Ohio-Rubber Bowl)

1948 RECORD: 1-2
8/8 21-27 L 15,000
8/22 14-42 L 35,139
8/27 21-17 W 13,417

OPPONENT
Los Angeles Dons (Portland, Ore.-Multnomah/Civic Stadium)
San Francisco 49ers (Kezar Stadium) Sun
Cleveland Browns (Toledo, Ohio-Glass Bowl)

1949 RECORD: 3-1
8/10 28-12 W 2,953
8/16 14-28 L 35,000
8/19 5-0 W 9,000

OPPONENT
Buffalo Bills (Wilmington, Del.-Blue Rock Stadium)
Brooklyn-NY Yankees (Babe Ruth Stadium)
Brooklyn-NY Yankees (Allentown, Pa.-Taylor Stadium)

EXHIBITION GAME
10/9 31-10 W 4,000

Charlotte Clippers (Charlotte, NC-Charlotte Memorial Stadium)

1950 RECORD: 0-7
8/13 27-30 L 15,000
8/19 7-34 L 21,000
8/24 17-21 L 17,000
8/30 14-27 L 6,000
9/2 21-70 L 16,380
9/4 17-42 L 22,500
9/10 14-16 L 17,191

OPPONENT
Pittsburgh Steelers (Memorial Stadium) Sun
Cleveland Browns (Cincinnati, Ohio-Nippert Stadium)
Chicago Bears (Memorial Stadium) Thu
San Francisco 49ers (Memorial Stadium) Wed
Los Angeles Rams (San Antonio, Texas-Alamo Stadium)
NY Yankees (Shreveport, La.-Fairgrounds Stadium) Mon
Green Bay Packers (Fairgrounds Stadium) Sun

1953 RECORD: 3-3
8/15 7-10 L 14,000
8/22 10-7 W 7,000
8/26 13-6 W 15,000
9/7 21-23 L 20,000
9/12 6-10 L 12,000
9/20 9-3 W 22,800

OPPONENT
Philadelphia Eagles (Norfolk, Va.-Foreman Field) Fri
Chicago Cardinals (Lubbock, Texas-Jones Stadium) Fri
Pittsburgh Steelers (Rochester, NY-St. Thomas Aquinas HS) Wed
Cleveland Browns (Akron, Ohio-Rubber Bowl) Mon
NY Giants (St. Louis, Mo.-Busch Stadium)
Washington Redskins (Memorial Stadium) Sun

1954 RECORD: 4-1
8/14 10-0 W 10,031
8/22 27-21 W 11,750
9/10 16-21 L 10,000
9/15 20-2 W 18,581
9/18 49-14 W 19,380

OPPONENT
Philadelphia Eagles (Hershey, Pa.)
Pittsburgh Steelers (Forbes Field) Sun
Pittsburgh Steelers (Tulsa, Okla.-Skelly Stadium) Fri
Chicago Cardinals (Comiskey Park) Wed
Washington Redskins (Memorial Stadium)

1955 RECORD: 3-2-1
8/13 6-21 L 8,006
— 61-0 W —
8/30 28-28 T 23,280
9/6 14-17 L 20,000
9/10 24-14 W 11,872
9/18 44-17 W 20,754

OPPONENT
Philadelphia Eagles (Hershey, Pa.)
Fort Belvoir (Westminster, Md.-Westminster HS)
Washington Redskins (Memorial Stadium) Tue
NY Giants (Minneapolis, Minn.-Parade Stadium) Tue
Chicago Cardinals (Comiskey Park)
Pittsburgh Steelers (Buffalo, NY-Civic Stadium) Sun

1956 RECORD: 3-2
8/11 24-13 W 17,575
8/20 10-28 L 21,000
8/25 37-16 W 12,500
9/9 14-19 L 21,876
9/16 21-13 W 28,471

OPPONENT
Philadelphia Eagles (Hershey, Pa.)
NY Giants (Boston, Mass.-Braves Field) Mon
Pittsburgh Steelers (Cincinnati, Ohio-Nippert Stadium)
Philadelphia Eagles (Louisville, Ky.-Fairgrounds Stadium) Sun
Washington Redskins (Memorial Stadium) Sun

1957 RECORD: 2-2-1
8/17 17-10 W 17,026
8/24 24-24 T 12,000
9/8 14-24 L 34,352
9/15 27-9 W 17,216
9/21 21-27 L 21,182

1958 RECORD: 2-3-1
8/16 28-30 L 17,000
8/23 31-31 T 14,000
8/29 7-27 L 18,131
9/6 10-13 L 10,000
9/14 27-21 W 11,111
9/21 42-21 W 18,747

OPPONENT
Philadelphia Eagles (Hershey, Pa.)
Chicago Bears (Cincinnati, Ohio-Nippert Stadium)
Washington Redskins (Memorial Stadium) Sun
Chicago Cardinals (Louisville, Ky.-Fairgrounds Stadium) Sun
Chicago Cardinals (St. Louis, Mo.-Busch Stadium)

1959 RECORD: 4-2
8/14 29-0 W 70,000
8/21 28-3 W 55,000
8/28 23-10 W 22,409
9/4 30-21 W 39,555
9/13 13-35 L 15,928
9/20 17-31 L 16,671

OPPONENT
Philadelphia Eagles (Hershey, Pa.)
Chicago Cardinals (Austin, Tx.-Memorial Stadium)
Washington Redskins (Memorial Stadium) Fri
Pittsburgh Steelers (Buffalo, NY-Civic Stadium)
NY Giants (Memorial Stadium) Sun
NY Giants (Louisville, Ky.-Fairgrounds Stadium) Sun

1959 RECORD: 4-2
8/14 29-0 W 70,000
8/21 28-3 W 55,000
8/28 23-10 W 22,409
9/4 30-21 W 39,555
9/13 13-35 L 15,928
9/20 17-31 L 16,671

OPPONENT
College All-Stars (Chicago, Ill.-Soldier Field) Fri
NY Giants (Dallas, Texas-Cotton Bowl) Fri
Washington Redskins (Memorial Stadium) Fri
Pittsburgh Steelers (Miami, Fla.-Orange Bowl) Fri
Philadelphia Eagles (Franklin Field) Sun
Chicago Cardinals (Louisville, Ky.-Fairgrounds Stadium) Sun

1960 RECORD: 3-3
8/12 32-7 W 70,000
8/19 14-10 W 40,000
8/26 21-31 L 14,000
9/2 28-34 L 33,265
9/12 30-7 W 6,218
9/17 21-35 L 20,125

OPPONENT
College All-Stars (Chicago, Ill.-Soldier Field) Fri
Dallas Cowboys (Cotton Bowl) Fri
St. Louis Cardinals (Charleston, SC-Johnson Hagood Stadium) Fri
Pittsburgh Steelers (Miami, Fla.-Orange Bowl) Fri
Washington Redskins (Memorial Stadium) Tue
Philadelphia Eagles (Hershey, Pa.)

1961 RECORD: 3-2
8/12 20-24 L 15,000
8/18 13-3 W 10,203
8/26 41-7 W 20,302
9/1 24-35 L 19,000
9/10 49-20 W 50,787

OPPONENT
Pittsburgh Steelers (Roanoke, Va.-Victory Stadium)
Minnesota Vikings (Memorial Stadium) Fri
Washington Redskins (Norfolk, Va.-Foreman Field)
Dallas Cowboys (Norman, Okla.-Owen Field) Fri
NY Giants (New Haven, Ct.-Yale Bowl) Sun

1962 RECORD: 3-2
8/11 56-28 W 18,530
8/16 34-14 W 25,632
8/25 24-10 W 14,000
9/2 13-24 L 29,544
9/9 9-20 L 8,962

OPPONENT
Philadelphia Eagles (Hershey, Pa.)
Washington Redskins (D.C. Stadium) Thu
Dallas Cowboys (Roanoke, Va.-Victory Stadium)
Minnesota Vikings (Metropolitan Stadium) Sun
Pittsburgh Steelers (Forbes Field) Sun

1963 RECORD: 4-1
8/10 26-21 W 18,597
8/17 21-7 W 83,218
8/24 17-14 W 18,000
8/31 27-21 W 22,000
9/7 7-14 L 51,218

OPPONENT
Philadelphia Eagles (Hershey, Pa.)
Cleveland Browns (Cleveland Municipal Stadium)
Pittsburgh Steelers (Atlanta, Ga.-Ponce de Leon Stadium)
Washington Redskins (Norfolk, Va.-Foreman Field)
Chicago Bears (New Orleans, La.-Tulane Stadium)

1964 RECORD: 3-1-1
8/8 28-17 W 18,500
8/14 28-28 T 46,852
8/21 21-30 L 32,069
8/27 41-14 W 45,016
9/6 48-17 W 10,000

OPPONENT
Philadelphia Eagles (Hershey, Pa.)
Detroit Lions (Tiger Stadium) Fri
St. Louis Cardinals (Busch Stadium) Fri
Washington Redskins (D.C. Stadium) Thu
Pittsburgh Steelers (Canton, Ohio-Fawcett Stadium-HOF) Sun

RECORDS



1965	RECORD: 5-0	OPPONENT
8/14	22-10 W 75,229	St. Louis Cardinals (New Orleans, La.-Tulane Stadium)
8/20	23-3 W 48,035	Detroit Lions (Tiger Stadium) Fri
8/28	38-10 W 47,186	Pittsburgh Steelers (Atlanta, Ga.-Ponce de Leon Stadium)
9/4	33-23 W 22,117	Washington Redskins (Norfolk, Va.-Foreman Field)
9/11	33-14 W 11,540	Philadelphia Eagles (Hershey, Pa.)
1966	RECORD: 5-0	OPPONENT
8/3	35-0 W 45,805	Washington Redskins (D.C. Stadium) Wed
8/13	31-17 W 41,352	Philadelphia Eagles (New Orleans, La.-Tulane Stadium)
8/19	33-7 W 28,304	St. Louis Cardinals (Busch Memorial Stadium) Fri
8/26	24-17 W 83,418	Cleveland Browns (Cleveland Municipal Stadium) Fri
9/1	20-0 W 39,766	Detroit Lions (Tiger Stadium) Fri
1967	RECORD: 4-1	OPPONENT
8/13	33-3 W 29,313	Boston Patriots (Harvard Stadium) Sun
8/21	5-9 L 34,054	St. Louis Cardinals (Busch Memorial Stadium) Mon
8/26	14-5 W 38,367	Detroit Lions (Tiger Stadium)
8/31	23-17 W 47,008	Washington Redskins (D.C. Stadium) Fri
9/9	33-7 W 58,492	Dallas Cowboys (Cotton Bowl)
1968	RECORD: 5-1	OPPONENT
8/3	14-12 W 51,154	Oakland Raiders (Oakland-Alameda County Coliseum)
8/10	10-0 W 31,917	Chicago Bears (Birmingham, Ala.-Legion Field) Fri
8/16	15-13 W 45,810	Washington Redskins (D.C. Stadium) Fri
8/23	7-14 L 34,082	Detroit Lions (Tiger Stadium) Fri
8/31	22-13 W 63,202	Miami Dolphins (Orange Bowl)
9/7	16-10 W 69,520	Dallas Cowboys (Cotton Bowl)
1969	RECORD: 6-0	OPPONENT
8/2	26-6 W 52,171	San Diego Chargers (Jack Murphy Stadium)
8/9	34-30 W 51,246	Oakland Raiders (Oakland-Alameda County Coliseum)
8/15	33-29 W 47,015	Houston Oilers (Astrodome) Fri
8/22	20-7 W 45,750	Buffalo Bills (War Memorial) Fri
8/30	23-10 W 52,680	Miami Dolphins (Orange Bowl)
9/14	23-7 W 58,975	Dallas Cowboys (Cotton Bowl) Sun
1970	RECORD: 4-2	OPPONENT
8/8	33-21 W 53,519	Oakland Raiders (Oakland-Alameda County Coliseum)
8/14	17-3 W 38,341	Kansas City Chiefs (Municipal Stadium) Fri
8/22	24-7 W 42,499	Denver Broncos (Mile High Stadium)
8/29	13-20 L 73,533	Miami Dolphins (Orange Bowl)
9/5	20-14 W 34,500	Detroit Lions (Raleigh, NC-Carter Stadium)
9/12	14-17 L 46,045	Washington Redskins (RFK Stadium)
1971	RECORD: 3-4	OPPONENT
7/30	24-17 W 52,289	College All-Stars (Chicago, Ill.-Soldier Field) Fri
8/7	3-10 L 16,771	Kansas City Chiefs (Memorial Stadium)
8/14	21-13 W 17,593	Chicago Bears (Memorial Stadium)
8/22	20-23 L 91,745	Detroit Lions (Ann Arbor, Mich.-Michigan Stadium) Sun
8/28	20-14 W 46,045	Washington Redskins (RFK Stadium)
9/3	14-27 L 22,291	Dallas Cowboys (Memorial Stadium) Fri
9/11	3-24 L 50,212	Oakland Raiders (Jacksonville, Fla.-Gator Bowl)
1972	RECORD: 3-3	OPPONENT
8/4	3-33 L 42,864	Washington Redskins (Tampa, Fla.-Tampa Stadium) Fri
8/14	0-16 L 53,627	Oakland Raiders (Oakland-Alameda County Coliseum) Sun
8/21	23-17 W 76,882	Kansas City Chiefs (Arrowhead Stadium) Sun
8/26	16-13 W 37,221	Pittsburgh Steelers (Tampa, Fla.-Tampa Stadium) Fri
9/1	17-24 L 40,238	Detroit Lions (Tampa, Fla.-Tampa Stadium) Fri
9/10	20-13 W 49,605	Denver Broncos (Mile High Stadium) Sun

1973	RECORD: 2-4	OPPONENT
8/4	7-34 L 50,350	Pittsburgh Steelers (Three Rivers Stadium)
8/11	20-34 L 57,122	Atlanta Falcons (Fulton County Stadium)
8/18	32-28 W 33,174	Detroit Lions (Memphis, Tenn.-Liberty Bowl)
8/25	3-20 L 54,947	Washington Redskins (RFK Stadium)
9/1	9-20 L 41,571	Houston Oilers (Astrodome)
9/9	17-10 W 41,860	Denver Broncos (Mile High Stadium) Sun
1974	RECORD: 1-4	OPPONENT
8/9	3-6 L 6,792	Detroit Lions (Memorial Stadium) Fri
8/17	37-3 W 25,116	Cleveland Browns (Tampa, Fla.-Tampa Stadium)
8/26	16-20 L 29,987	Chicago Bears (Memorial Stadium) Mon
8/31	7-23 L 39,668	Atlanta Falcons (Fulton County Stadium)
9/6	6-7 L 29,704	Washington Redskins (RFK Stadium) Fri
1975	RECORD: 2-4	OPPONENT
8/9	23-20 W 35,269	Denver Broncos (Mile High Stadium)
8/16	3-10 L 43,097	Atlanta Falcons (Lincoln, Neb.-Memorial Stadium)
8/22	10-31 L 32,081	Pittsburgh Steelers (Memorial Stadium) Fri
8/30	3-27 L 60,643	New Orleans Saints (Louisiana Superdome)
9/8	26-21 W 30,505	Houston Oilers (Astrodome) Mon
9/12	10-24 L 30,110	Washington Redskins (Memorial Stadium) Fri
1976	RECORD: 2-4	OPPONENT
7/31	21-0 W 20,304	Cleveland Browns (Lincoln, Neb.-Memorial St.)
8/6	20-3 W 35,575	Washington Redskins (Memorial Stadium) Fri
8/14	14-25 L 54,338	Chicago Bears (Soldier Field)
8/20	20-26 L *38,879	New Orleans Saints (Memorial Stadium) Fri
8/28	7-21 L 24,986	Atlanta Falcons (Fulton County Stadium)
9/2	9-24 L 54,217	Detroit Lions (Pontiac Silverdome) Thu
1977	RECORD: 3-3	OPPONENT
8/5	8-14 L 40,059	Denver Broncos (Mile High Stadium)
8/14	14-7 W 37,189	Houston Oilers (Astrodome) Sun
8/19	29-7 W 45,529	Minnesota Vikings (Memorial Stadium) Fri
8/27	21-23 L 54,835	Dallas Cowboys (Texas Stadium)
9/2	21-10 W 40,695	Detroit Lions (Memorial Stadium) Fri
9/10	0-14 L 47,032	Tampa Bay Buccaneers (Tampa Stadium)
1978	RECORD: 1-3	OPPONENT
8/5	10-22 L 41,819	Pittsburgh Steelers (Memorial Stadium)
8/12	12-23 L 64,139	Tampa Bay Buccaneers (Tampa Stadium)
8/18	16-17 L 42,731	Washington Redskins (Memorial Stadium) Fri
8/26	13-7 W 49,718	Detroit Lions (Pontiac Silverdome)
1979	RECORD: 2-2	OPPONENT
8/3	17-14 W 36,733	Philadelphia Eagles (Memorial Stadium) Fri
8/11	3-24 L 43,056	Cleveland Browns (Cleveland Municipal Stadium)
8/17	17-31 L 44,251	Philadelphia Eagles (Veterans Stadium) Fri
8/24	17-7 W 36,434	Detroit Lions (Memorial Stadium) Fri
1980	RECORD: 2-2	OPPONENT
8/9	3-13 L 31,636	Washington Redskins (Memorial Stadium)
8/16	17-3 W 53,314	Green Bay Packers (Milwaukee County Stadium)
8/22	37-20 W 27,163	NY Giants (Memorial Stadium) Fri
8/29	35-51 L 51,103	Atlanta Falcons (Fulton County Stadium) Fri
1981	RECORD: 0-4	OPPONENT
8/8	23-24 L 46,792	New Orleans Saints (Louisiana Superdome)
8/15	17-20 L 40,716	NY Giants (Giants Stadium)
8/22	7-13 L 44,937	Washington Redskins (Memorial Stadium)
8/28	17-31 L 55,794	Seattle Seahawks (Kingdome) Fri

RECORDS



1982 RECORD: 3-2
 8/7 14-30 L 23,379
 8/14 19-14 W 31,985
 8/21 34-3 W 56,748
 8/28 15-37 L 52,471
 9/4 26-17 W 58,972

OPPONENT
 Minnesota Vikings (Canton, Ohio-Fawcett Stadium-HOF)
 NY Giants (Memorial Stadium)
 Atlanta Falcons (Tempe, Ariz - Sun Devil Stadium)
 Pittsburgh Steelers (Three Rivers Stadium)
 Chicago Bears (Soldier Field)

1983 RECORD: 2-2
 8/4 15-0 W 42,359
 8/13 10-7 W 56,061
 8/20 14-27 L 32,205
 8/26 7-10 L 37,420

OPPONENT
 Houston Oilers (Astrodome) Thu
 Minnesota Vikings (HHH Metrodome)
 NY Giants (Giants Stadium)
 Atlanta Falcons (Fulton County Stadium)
 Fri

1984 RECORD: 1-3
 8/4 3-24 L 37,559
 8/11 26-20 W 60,236
 8/18 0-31 L 68,951
 8/25 17-34 L 54,479

OPPONENT
 Miami Dolphins (Orange Bowl)
 NY Giants (Hoosier Dome)
 Denver Broncos (Mile High Stadium)
 Green Bay Packers (Lambeau Field)

1985 RECORD: 2-2
 8/10 19-7 W 60,014
 8/17 24-13 W 46,252
 8/24 3-20 L 71,406
 8/30 21-31 L 60,006

OPPONENT
 Seattle Seahawks (Hoosier Dome)
 Chicago Bears (Soldier Field)
 Denver Broncos (Mile High Stadium)
 Cincinnati Bengals (Hoosier Dome) Fri

1986 RECORD: 1-3
 8/8 14-21 L 55,443
 8/16 21-38 L 66,300
 8/23 20-13 W 57,921
 8/30 20-23 L* 57,969

OPPONENT
 Seattle Seahawks (Kingdome) Fri
 Chicago Bears (Soldier Field)
 Detroit Lions (Hoosier Dome)
 Minnesota Vikings (Hoosier Dome)

1987 RECORD: 3-1
 8/15 22-19 W 45,753
 8/22 13-37 L 49,304
 8/29 17-6 W 51,975
 9/5 23-16 W 50,111

OPPONENT
 Detroit Lions (Pontiac Silverdome)
 Minnesota Vikings (HHH Metrodome)
 Houston Oilers (Hoosier Dome)
 Tampa Bay Buccaneers (Hoosier Dome)

1988 RECORD: 3-1
 8/6 20-7 W 44,258
 8/13 25-21 W 53,720
 8/20 18-6 W 54,117
 8/25 20-21 L 73,957

OPPONENT
 Tampa Bay Buccaneers (Tampa Stadium)
 Green Bay Packers (Hoosier Dome)
 New Orleans Saints (Hoosier Dome)
 Denver Broncos (Mile High Stadium) Thu

1989 RECORD: 4-0
 8/12 31-7 W 57,771
 8/19 24-23 W 30,218
 8/26 30-0 W 54,750
 9/2 38-34 W 55,128

OPPONENT
 New Orleans Saints (Louisiana Superdome)
 Green Bay Packers (Lambeau Field)
 Tampa Bay Buccaneers (Hoosier Dome)
 Denver Broncos (Hoosier Dome)

1990 RECORD: 0-4
 8/11 7-16 L 51,044
 8/17 10-13 L 52,475
 8/27 16-17 L 47,999
 8/31 14-17 L 54,796

OPPONENT
 Denver Broncos (Hoosier Dome)
 Seattle Seahawks (Kingdome) Fri
 Philadelphia Eagles (Hoosier Dome) Mon
 New Orleans Saints (Louisiana Superdome) Fri

1991 RECORD: 1-3
 8/2 3-10 L 75,375
 8/10 7-17 L 47,943
 8/17 34-28 W 45,963
 8/23 21-23 L 52,687

OPPONENT
 Denver Broncos (Mile High Stadium) Fri
 Seattle Seahawks (Hoosier Dome)
 New Orleans Saints (Hoosier Dome)
 Philadelphia Eagles (Veterans Stadium) Fri

1992 RECORD: 2-2
 8/8 34-14 W 42,786
 8/15 10-27 L 43,727
 8/22 0-20 L 55,362
 8/28 21-10 W 65,557

OPPONENT
 New England Patriots (Hoosier Dome)
 Seattle Seahawks (Hoosier Dome)
 Cincinnati Bengals (Riverfront Stadium)
 Kansas City Chiefs (Arrowhead Stadium) Fri

1993 RECORD: 2-2
 8/7 16-13 W* 45,055
 8/14 7-24 L 42,792
 8/20 18-7 W 43,642
 8/27 10-41 L 56,811

OPPONENT
 Seattle Seahawks (Kingdome)
 Cincinnati Bengals (Hoosier Dome)
 Los Angeles Raiders (Hoosier Dome) Fri
 Green Bay Packers (Lambeau Field) Fri

1994 RECORD: 4-0
 8/5 13-9 W 40,469
 8/13 26-21 W 49,089
 8/20 17-14 W 45,650
 8/25 24-7 W 39,052

OPPONENT
 Seattle Seahawks (RCA Dome) Fri
 Cincinnati Bengals (Riverfront Stadium)
 Pittsburgh Steelers (Three Rivers Stadium)
 Cleveland Browns (RCA Dome) Thu

1995 RECORD: 3-1
 8/4 21-34 L 39,946
 8/12 20-17 W 38,006
 8/19 20-17 W* 55,624
 8/24 29-7 W 45,626

OPPONENT
 Cincinnati Bengals (RCA Dome) Fri
 Seattle Seahawks (Kingdome)
 Green Bay Packers (Lambeau Field)
 Chicago Bears (RCA Dome) Thu

1996 RECORD: 3-2
 7/27 10-7 W 23,376
 8/3 25-28 L 45,024
 8/10 12-16 L 12,851
 8/17 15-13 W 39,330
 8/24 30-6 W 49,081

OPPONENT
 New Orleans Saints (Canton, Ohio-Fawcett Stadium-HOF)
 Cincinnati Bengals (Riverfront Stadium)
 Houston Oilers (Astrodome)
 Seattle Seahawks (RCA Dome)
 Green Bay Packers (RCA Dome)

1997 RECORD: 2-2
 8/1 20-16 W 47,913
 8/9 17-23 L 56,447
 8/16 3-45 L 52,844
 8/21 16-3 W 47,417

OPPONENT
 Cincinnati Bengals (RCA Dome) Fri
 San Diego Chargers (Qualcomm Stadium)
 Seattle Seahawks (Kingdome)
 Detroit Lions (RCA Dome) Thu

1998 RECORD: 2-2
 8/8 21-24 L 52,645
 8/17 30-27 W 36,598
 8/22 3-33 L 47,820
 8/27 20-17 W 42,852

OPPONENT
 Seattle Seahawks (Kingdome)
 Cincinnati Bengals (Cinergy Field) Mon
 San Diego Chargers (RCA Dome)
 Detroit Lions (RCA Dome) Thu

1999 RECORD: 3-1
 8/7 6-9 L 37,721
 8/14 20-17 W 41,998
 8/21 37-7 W 41,788
 9/2 31-28 W 41,074

OPPONENT
 Chicago Bears (Soldier Field)
 Cincinnati Bengals (RCA Dome)
 New Orleans Saints (Louisiana Superdome)
 Seattle Seahawks (RCA Dome) Thu

2000 RECORD: 3-2
 7/29 13-20 L 47,985
 8/5 16-28 L 68,578
 8/12 17-0 W 20,105
 8/19 24-23 W 87,145
 8/24 32-30 W 51,337

OPPONENT
 Atlanta Falcons (RCA Dome)
 Seattle Seahawks (Husky Stadium)
 New Orleans Saints (West Lafayette, Ind.-Ross-Ade Stadium)
 Pittsburgh Steelers (Mexico City, Mex.-Azteca Stadium)
 Minnesota Vikings (RCA Dome) Thu

2001 RECORD: 2-2
 8/11 28-21 W 45,089
 8/18 26-27 L 48,165
 8/24 21-28 L 63,804
 8/30 23-17 W 42,032

OPPONENT
 Seattle Seahawks (RCA Dome)
 Detroit Lions (RCA Dome)
 Minnesota Vikings (HHH Metrodome) Fri
 Cincinnati Bengals (Paul Brown Stadium) Thu

2002 RECORD: 2-2
 8/10 28-10 W 52,902
 8/17 10-22 L 40,860
 8/24 19-7 W 41,406
 8/30 21-25 L 67,247

OPPONENT
 Seattle Seahawks (Seahawks Stadium)
 Cincinnati Bengals (RCA Dome)
 Buffalo Bills (RCA Dome)
 New Orleans Saints (Louisiana Superdome) Fri

2003 RECORD: 3-1
 8/9 18-20 L 52,634
 8/15 21-7 W 37,469
 8/25 28-23 W 72,510
 8/29 21-20 W 38,534

OPPONENT
 Chicago Bears (Champaign, Illinois-Memorial Stadium)
 Seattle Seahawks (RCA Dome) Fri
 Denver Broncos (Invesco Field at Mile High Stadium) Mon
 Cincinnati Bengals (RCA Dome) Fri

2004 RECORD: 2-2
 8/14 21-17 W 33,281
 8/21 7-31 L 44,834
 8/28 30-17 W 56,356
 9/3 13-16 L 53,567

OPPONENT
 San Diego Chargers (Qualcomm Stadium)
 NY Jets (RCA Dome)
 Buffalo Bills (RCA Dome)
 Cincinnati Bengals (Paul Brown Stadium) Fri

2005 RECORD: 0-5
 8/6 21-27 L 45,203
 8/13 10-17 L 56,045
 8/20 17-24 L 52,704
 8/27 24-37 L 74,152
 9/2 0-38 L 59,781

OPPONENT
 Atlanta Falcons (Tokyo, Japan, Tokyo Dome)
 Buffalo Bills (RCA Dome)
 Chicago Bears (RCA Dome)
 Denver Broncos (Invesco Field at Mile High Stadium)
 Cincinnati Bengals (Paul Brown Stadium) Fri

2006 RECORD: 1-3
 8/10 17-19 L 60,620
 8/20 17-30 L 56,596
 8/26 27-14 W 58,228
 9/1 3-20 L 56,512

OPPONENT
 St. Louis Rams (Edward Jones Dome) Thu
 Seattle Seahawks (RCA Dome) Sun
 New Orleans Saints (Jackson, Miss., Mississippi Veterans Memorial Stadium)
 Cincinnati Bengals (RCA Dome) Fri

RECORDS



2007 RECORD: 1-3
 8/9 10-23 L 60,175
 8/20 24-27 L 56,769
 8/25 37-10 W 57,101
 9/1 6-14 L 65,243

OPPONENT
 Dallas Cowboys (Texas Stadium) Thu
 Chicago Bears (RCA Dome) Mon
 Detroit Lions (RCA Dome)
 Cincinnati Bengals (Paul Brown Stadium) Fri

2008 RECORD: 1-4
 8/3 16-30 L 22,216
 8/9 20-23 L* 70,492
 8/16 16-9 W 59,693
 8/24 7-20 L 65,333
 8/28 7-27 L 64,931

OPPONENT
 Washington Redskins (Canton, Ohio, Fawcett Stadium) Sun
 Carolina Panthers (Bank of America Stadium) Atlanta Falcons (Georgia Dome)
 Buffalo Bills (Lucas Oil Stadium) Sun
 Cincinnati Bengals (Lucas Oil Stadium) Thu

2009 RECORD: 1-3
 8/14 3-13 L 65,484
 8/20 23-15 W 64,516
 8/29 17-18 L 37,011
 9/3 7-38 L 56,527

OPPONENT
 Minnesota Vikings (Lucas Oil Stadium) Fri
 Philadelphia Eagles (Lucas Oil Stadium) Thu
 Detroit Lions (Ford Field)
 Cincinnati Bengals (Paul Brown Stadium) Thu

2010 RECORD: 0-4
 8/15 17-37 L 65,664
 8/19 21-34 L 39,583
 8/26 24-59 L 68,987
 9/2 28-30 L 65,622

OPPONENT
 San Francisco 49ers (Lucas Oil Stadium) Sun
 Buffalo Bills (Toronto, Canada, Rogers Centre) Thu
 Green Bay Packers (Lambeau Field) Thu
 Cincinnati Bengals (Lucas Oil Stadium) Thu

2011 RECORD: 1-3
 8/13 10-33 L 55,461
 8/19 3-16 L 64,753
 8/26 21-24 L 65,285
 9/1 17-13 W 39,797

OPPONENT
 St. Louis Rams (Edward Jones Dome) Fri
 Washington Redskins (Lucas Oil Stadium) Fri
 Green Bay Packers (Lucas Oil Stadium) Fri
 Cincinnati Bengals (Paul Brown Stadium) Thu

2012 RECORD: 2-2
 8/12 38-3 W 64,133
 8/19 24-26 L 54,559
 8/25 17-30 L 60,047
 8/30 20-16 W 65,035

OPPONENT
 St. Louis Rams (Lucas Oil Stadium) Sun
 Pittsburgh Steelers (Heinz Field) Sun
 Washington Redskins (FedExField)
 Cincinnati Bengals (Lucas Oil Stadium) Thu

2013 RECORD: 2-2
 8/11 20-44 L 66,181
 8/18 20-12 W 75,491
 8/24 27-6 W 65,626
 8/29 10-27 L 49,229

OPPONENT
 Buffalo Bills (Lucas Oil Stadium) Sun
 New York Giants (MetLife Stadium) Sun
 Cleveland Browns (Lucas Oil Stadium)
 Cincinnati Bengals (Paul Brown Stadium) Thu

2014 RECORD: 0-4
 8/7 10-13 L 78,160
 8/16 26-27 L 65,350
 8/23 17-23 L 65,565
 8/28 7-35 L 42,020

OPPONENT
 New York Jets (MetLife Stadium) Thu
 New York Giants (Lucas Oil Stadium)
 New Orleans Saints (Lucas Oil Stadium)
 Cincinnati Bengals (Paul Brown Stadium) Thu

2015 RECORD: 1-3
 8/16 10-36 L 69,296
 8/22 11-23 L 65,933
 8/29 24-14 W 37,460
 9/3 6-9 L 65,188

OPPONENT
 Philadelphia Eagles (Lincoln Financial Field) Sun
 Chicago Bears (Lucas Oil Stadium)
 St. Louis Rams (Edward Jones Dome)
 Cincinnati Bengals (Lucas Oil Stadium) Thu

2016 RECORD: 2-2
 8/7 Canceled

OPPONENT
 Green Bay Packers (Canton, Ohio, Tom Benson Hall of Fame Stadium) Sun
 Buffalo Bills (Ralph Wilson Stadium)
 Baltimore Ravens (Lucas Oil Stadium)
 Philadelphia Eagles (Lucas Oil Stadium)
 Cincinnati Bengals (Paul Brown Stadium) Thu

2017 RECORD: 2-2
 8/13 10-24 L 63,245
 8/19 19-24 L 88,951
 8/26 19-15 W 50,039
 8/31 7-6 W 64,779

OPPONENT
 Detroit Lions (Lucas Oil Stadium) Sun
 Dallas Cowboys (AT&T Stadium)
 Pittsburgh Steelers (Heinz Field)
 Cincinnati Bengals (Lucas Oil Stadium) Thu

2018 RECORD: 3-1
 8/9 19-17 W 68,418
 8/20 19-20 L 60,576
 8/25 23-17 W 64,921
 8/30 27-26 W 39,520

OPPONENT
 Seattle Seahawks (CenturyLink Field) Thu
 Baltimore Ravens (Lucas Oil Stadium) Mon
 San Francisco 49ers (Lucas Oil Stadium)
 Cincinnati Bengals (Paul Brown Stadium) Thu

PRESEASON SERIES RECORDS Won 156, Lost 148, Tied 4

	Won	Lost	Tied	First Meeting		Won	Lost	Tied	First Meeting
Arizona Cardinals	6	5	1	1953	Minnesota Vikings	4	6	0	1961
Atlanta Falcons	2	8	0	1973	New England Patriots	2	0	0	1967
Baltimore Ravens	0	2	0	2016	New Orleans Saints	7	6	0	1975
Buffalo Bills	4	4	0	1969	New York Giants	8	6	0	1953
Carolina Panthers	0	1	0	2008	New York Jets	0	2	0	2004
Chicago Bears	5	9	1	1957	Oakland Raiders	4	2	0	1968
Cincinnati Bengals	11	16	0	1985	Philadelphia Eagles	10	11	0	1953
Cleveland Browns	6	2	0	1953	Pittsburgh Steelers	12	10	0	1953
College All-Stars	3	0	0	1959	St. Louis Rams	2	2	0	2006
Dallas Cowboys	5	5	0	1960	San Diego Chargers	2	2	0	1969
Denver Broncos	6	7	0	1970	San Francisco 49ers	1	1	0	2010
Detroit Lions	13	8	1	1964	Seattle Seahawks	10	9	0	1981
Green Bay Packers	5	4	0	1980	Tampa Bay Buccaneers	3	2	0	1977
Kansas City Chiefs	3	1	0	1970	Tennessee Titans	5	2	0	1969
Miami Dolphins	2	2	0	1968	Washington Redskins	15	13	1	1953

RECORDS



ALL-TIME SERIES RECORDS

(HOME GAMES IN BLUE; PLAYOFF GAMES IN **BOLD**; *OT;
RECORDS DENOTE THE RESPECTIVE WON-LOSS MARKS OF EACH TEAM ENTERING THE GAME)

COLTS vs. ARIZONA

Points-Allowed: 332-289

DATE	RECORDS		RESULTS
	COLTS	OP	
11/19/61	4-5	4-5	16-0 W
10/12/64	3-1	3-0-1	47-27 W
11/17/68	8-1	5-3-1	27-0 W
9/17/72	0-0	0-0	3-10 L
12/4/76	10-2	8-4	17-24 L
10/8/78	1-4	0-5	30-17 W

Regular Season: 8-8

Home: 226-178

DATE	RECORDS		RESULTS
	COLTS	OP	
10/26/80	4-3	2-5	10-17 L
11/22/81	1-10	4-7	24-35 L
9/16/84	1-1	1-1	33-34 L
12/2/90	5-6	3-8	17-20 L
12/20/92	7-7	4-10	16-13 W
9/1/96	0-0	0-0	20-13 W

Home: 6-5

Away: 106-111

DATE	RECORDS		RESULTS
	COLTS	OP	
11/1/06	13-2	5-10	17-13 W
9/27/09	2-0	1-1	31-10 W
11/24/13	7-3	6-4	11-40 L
9/17/17	0-1	0-1	13-16 L*

Away: 2-3

Colts Longest Series Streaks: Won 4, Lost 4



STADIUMS: Memorial 3-3 Hoosier/RCA 3-1 Lucas Oil 0-1 Busch Memorial 1-1 Sun Devil 0-1 University of Phoenix Stadium 1-1
CARDINALS: Chicago 1953-59 St. Louis 1960-87 Phoenix/Arizona 1988-present

COLTS vs. ATLANTA

Points-Allowed: 432-251

DATE	RECORDS		RESULTS
	COLTS	OP	
11/13/66	6-2	0-8	19-7 W
9/17/67	0-0	0-0	38-31 W
11/12/67	6-0-2	1-6-1	49-7 W
9/23/68	1-0	0-1	28-20 W
12/1/68	10-1	2-9	44-0 W
10/5/69	0-2	1-1	21-14 W

Regular Season: 14-2

Home: 194-111

DATE	RECORDS		RESULTS
	COLTS	OP	
11/30/69	6-4	3-7	13-6 W
11/17/74	1-8	2-7	17-7 W
12/7/86	0-13	6-6-1	28-23 W
9/24/89	0-2	1-1	13-9 W
12/6/98	2-10	10-2	21-28 L
12/16/01	4-8	6-6	41-27 W


Home: 6-1

Away: 238-140

DATE	RECORDS		RESULTS
	COLTS	OP	
12/14/03	10-3	3-10	38-7 W
11/22/07	8-2	3-7	31-13 W
11/6/11	0-9	4-3	7-31 L
11/22/15	4-5	6-3	24-21 W

Away: 8-1

Colts Longest Series Streaks: Won 10, Lost 1



Sweeps: Colts (3): 1967,68,69
STADIUMS: Memorial 3-0 Hoosier/RCA 3-0 Lucas Oil 0-1 Grant Field 1-0 Fulton County 5-0 Georgia Dome 2-1

COLTS vs. BALTIMORE

Points-Allowed: 332-266

DATE	RECORDS		RESULTS
	COLTS	OP	
10/13/96	4-1	2-3	26-21 W
11/29/98	2-9	4-7	31-38 L
12/2/01	4-6	7-4	27-39 L
10/13/02	3-1	2-2	22-20 W
12/19/04	10-3	8-5	20-10 W

Regular Season: 8-4

Home: 139-70

DATE	RECORDS		RESULTS
	COLTS	OP	
9/11/05	0-0	0-0	24-7 W
11/13/07	13-4	13-3	15-6 W
12/9/07	10-2	4-8	44-20 W
10/12/08	2-2	2-2	31-3 W
11/22/09	9-0	5-4	17-15 W

Home: 5-0


Away: 193-196

DATE	RECORDS		RESULTS
	COLTS	OP	
11/6/10	14-2	10-7	20-3 W
12/11/11	0-13	9-3	10-24 L
11/6/13	11-5	10-6	9-24 L
10/5/14	2-2	3-1	20-13 W
12/23/17	3-12	8-6	16-23 L

Away: 3-4

Colts Longest Series Streaks: Won 6, Lost 2

Playoffs: 2-1



STADIUMS: Hoosier/RCA 3-0 Lucas Oil 3-0 Raven's Stadium at Camden Yard/PSINet/M&T Bank 4-5

COLTS vs. BUFFALO

Points-Allowed: 1356-1435

DATE	RECORDS		RESULTS
	COLTS	OP	
11/15/70	7-1	3-5	17-17 T
12/13/70	9-2-1	3-8-1	20-14 W
10/10/71	2-1	0-3	43-0 W
12/5/71	8-3	1-10	24-0 W
10/1/72	0-2	1-1	17-0 W
12/3/72	4-7	3-8	35-7 W
10/14/73	1-3	3-1	13-31 L
11/25/73	2-8	5-5	17-24 L
10/13/74	0-4	3-1	14-27 L
12/1/74	2-9	8-3	0-6 L
10/12/75	1-2	3-0	31-38 L
11/9/75	3-4	5-2	42-35 W
10/17/76	4-1	2-3	31-13 W
12/12/76	10-3	2-11	58-20 W
10/2/77	2-0	0-2	17-14 W
11/13/77	7-1	2-6	31-13 W
9/24/78	1-2	0-3	17-24 L
12/17/78	5-10	4-11	14-21 L
9/30/79	0-4	2-2	13-31 L
10/21/79	1-6	3-4	14-13 W
10/12/80	3-2	5-0	17-12 W
11/30/80	6-6	9-3	28-24 W
9/13/81	1-0	11-10	13-35 L
10/4/81	1-3	12-12	17-23 L

Regular Season: 32-37-1


Home: 733-669

DATE	RECORDS		RESULTS
	COLTS	OP	
11/28/82	0-3	2-1	0-20 L
9/18/83	1-1	1-1	23-28 L
10/16/83	4-2	4-2	7-30 L
9/30/84	1-3	0-4	31-17 W
12/2/84	4-9	1-12	15-21 L
10/6/85	1-3	0-4	49-17 W
10/20/85	2-4	0-6	9-21 L
10/19/86	0-6	1-5	13-24 L
12/14/86	1-13	4-10	24-14 W
10/4/87	0-2	1-1	47-6 W
12/13/87	7-5	6-6	3-27 L
10/9/88	1-4	4-1	23-34 L
12/18/88	8-7	12-3	17-14 W
10/18/89	2-2	3-1	37-14 W
11/12/89	4-5	6-3	10-26 L
9/9/90	0-0	0-0	17-30 L
12/9/90	5-7	10-2	17-31 L
10/13/91	0-6	5-1	16-42 L
12/15/91	1-13	12-2	17-35 L
9/20/92	1-1	2-0	10-38 L
11/29/92	4-7	9-2	16-13 W*
11/21/93	3-6	7-2	19-23 L
1/2/94	4-11	11-4	10-30 L
10/16/94	2-4	4-2	27-17 W

Home: 19-14-1

Away: 623-766

DATE	RECORDS		RESULTS
	COLTS	OP	
12/24/94	7-8	7-8	10-9 W
9/17/95	1-1	1-1	14-20 L
11/5/95	5-3	3-3	10-16 L
10/6/96	4-0	3-1	13-16 L*
12/1/96	6-6	9-3	13-10 W*
9/21/97	0-3	1-2	35-37 L
10/20/97	0-6	3-3	16-9 L
10/11/98	1-4	1-3	24-31 L
11/22/98	2-8	6-4	11-34 L
9/12/99	0-0	0-0	31-31 W
1/2/00	13-2	10-5	6-31 L
10/1/00	2-1	2-1	18-16 W
12/1/00	7-6	7-6	44-20 W
9/23/01	1-0	0-1	42-26 W
11/4/01	3-3	1-5	30-14 W
11/23/03	8-2	4-6	17-14 W
11/12/06	8-0	3-5	17-16 W
1/3/10	14-1	5-10	7-30 L
11/25/12	6-4	4-6	20-23 W
9/13/15	0-0	0-0	14-17 L
12/10/17	3-9	6-6	7-13 L*
10/21/18	1-5	2-4	37-5 W



Sweeps: Colts (8): 1971,72,76,77,80,94,00,01 Bills (11): 1973,74,78,81,83,90,91,93,95,97,98
Splits (11): 1975,79,84-89,92,96,99
STADIUMS: Memorial 5-7-1 Hoosier/RCA 12-7 Lucas Oil 2-0 War Memorial 3-0 Rich/Ralph Wilson 10-23

RECORDS



COLTS vs. CAROLINA

Points-Allowed: 125-126

Regular Season: 1-5
Home: 58-77

Home: 0-3
Away: 67-49

Away: 1-2
Colts Longest Series Streaks: **Won 1, Lost 3**

DATE	RECORDS		RESULTS	DATE	RECORDS		RESULTS	DATE	RECORDS		RESULTS
	COLTS	OP			COLTS	OP			COLTS	OP	
12/3/95	7-5	5-7	10-13 L	10/12/03	5-0	4-0	20-23 L*	11/27/11	0-10	2-8	19-27 L
12/27/98	3-12	3-12	19-27 L	10/28/07	6-0	4-2	31-7 W	11/2/15	3-4	6-0	26-29 L*

STADIUMS: Hoosier/RCA 0-2 Lucas Oil 0-1 Clemson Memorial 0-1 Bank of America Stadium 1-1

COLTS vs. CHICAGO

Points-Allowed: 927-889

Regular Season: 23-19
Home: 455-426

Home: 12-9
Away: 472-463

Away: 11-10 Playoffs: 1-0 (Neutral Site)
Colts Longest Series Streaks: **Won 7, Lost 6**

DATE	RECORDS		RESULTS	DATE	RECORDS		RESULTS	DATE	RECORDS		RESULTS
	COLTS	OP			COLTS	OP			COLTS	OP	
9/27/53	0-0	0-0	13-9 W	11/13/60	5-2	3-2-1	24-20 W	11/23/69	5-4	1-8	24-21 W
10/11/53	1-1	1-1	16-14 W	10/15/61	2-2	2-2	10-24 L	11/29/70	7-2-1	4-6	21-20 W
10/10/54	1-1	1-1	9-28 L	10/29/61	3-3	4-2	20-21 L	9/21/75	0-0	0-0	35-7 W
11/21/54	1-7	4-4	13-28 L	10/21/62	3-2	3-2	15-35 L	9/25/83	1-2	1-2	22-19 W*
9/25/55	0-0	0-0	23-17 W	11/25/62	5-5	6-4	0-57 L	12/8/85	3-10	12-1	10-17 L
10/16/55	3-0	0-3	10-38 L	10/6/63	1-2	3-0	3-10 L	9/11/88	0-1	1-0	13-17 L
9/30/56	0-0	0-0	28-21 W	11/3/63	3-4	6-1	7-17 L	11/17/91	1-9	8-2	17-31 L
10/21/56	1-2	2-1	27-58 L	9/27/64	1-1	1-1	52-0 W	11/5/00	6-2	1-7	24-27 L
10/5/57	1-0	0-1	21-10 W	11/8/64	7-1	2-6	40-24 W	11/21/04	6-3	4-5	41-10 W
11/17/57	4-3	3-4	29-14 W	11/7/65	6-1	4-3	26-21 W	2/4/07	15-4	15-3	29-17 W
10/4/58	1-0	1-0	51-38 W	12/5/65	9-1-1	7-4	0-13 L	9/7/08	0-0	0-0	13-29 L
11/16/58	6-1	5-2	17-0 W	10/9/66	2-1	1-2	17-27 L	9/9/12	0-0	0-0	21-41 L
10/3/59	1-0	0-1	21-26 L	12/4/66	7-4	4-5-2	21-16 W	10/9/16	1-3	1-3	29-23 W
10/18/59	2-1	1-2	21-7 W	10/8/67	3-0	1-2	24-3 W				
10/2/60	1-0	1-0	42-7 W	10/6/68	3-0	1-2	28-7 W				

Sweeps: Colts (5): 1953,57,58,60,64 Bears (4): 1954,61,62,63 **Splits (5):** 1955,56,59,65,66

STADIUMS: Memorial 11-6 Hoosier/RCA 0-2 Lucas Oil 1-1 Wrigley Field 9-7 Soldier Field 2-3 Dolphin Stadium 1-0

COLTS vs. CINCINNATI

Points-Allowed: 782-665

Regular Season: 17-12
Home: 454-352

Home: 9-7
Away: 328-313

Away: 8-5 Playoffs: 2-0
Colts Longest Series Streaks: **Won 7, Lost 3**

DATE	RECORDS		RESULTS	DATE	RECORDS		RESULTS	DATE	RECORDS		RESULTS
	COLTS	OP			COLTS	OP			COLTS	OP	
12/26/70	11-2-1	8-6	17-0 W	11/25/90	4-6	6-4	34-20 W	12/18/06	10-3	8-5	34-16 W
11/19/72	2-7	5-4	20-19 W	12/27/92	8-7	5-10	21-17 W	12/7/08	4-4	1-10-1	35-3 W
11/3/74	1-6	4-3	14-24 L	9/12/93	0-1	0-1	9-6 W	11/14/10	5-3	2-6	23-17 W
9/19/76	1-0	1-0	28-27 W	11/20/94	4-6	2-8	17-13 W	10/16/11	0-5	3-2	17-27 L
11/4/79	3-6	2-7	38-28 W	9/3/95	0-0	0-0	21-24 L*	12/8/13	8-4	8-4	28-42 L
12/7/80	7-0	4-9	33-34 L	12/22/96	0-6	7-8	24-31 L	10/19/14	4-2	3-1-1	27-0 W
10/11/81	1-4	3-2	19-41 L	11/5/97	0-9	2-7	13-28 L	1/4/15	11-5	10-5-1	26-10 W
12/5/82	0-4	3-1	17-20 L	12/13/98	2-11	2-11	39-26 W	10/29/17	2-5	2-4	23-24 L
12/2/83	2-2	1-3	34-31 W	10/24/99	3-2	1-5	31-21 W	9/9/18	0-0	0-0	23-34 L
9/13/87	0-0	0-0	21-23 L	10/6/02	2-1	0-4	28-10 W				
10/22/89	3-3	4-2	23-12 W	11/20/05	9-0	7-2	45-37 W				

STADIUMS: Memorial 3-3 Hoosier/RCA 4-3 Lucas Oil 4-1 Riverfront/Cinergy 7-2 Paul Brown Stadium 1-3

COLTS vs. CLEVELAND

Points-Allowed: 633-668

Regular Season: 15-14
Home: 299-342

Home: 7-9
Away: 334-326

Away: 8-5 Playoffs: 2-2
Colts Longest Series Streaks: **Won 5, Lost 6**

DATE	RECORDS		RESULTS	DATE	RECORDS		RESULTS	DATE	RECORDS		RESULTS
	COLTS	OP			COLTS	OP			COLTS	OP	
11/11/56	2-3	2-4	21-7 W	9/16/79	0-2	2-0	10-13 L	9/26/93	1-1	3-0	23-10 W
11/1/59	4-1	3-2	31-38 L	11/9/80	5-4	6-3	27-28 L	9/25/94	1-2	2-1	14-21 L
10/14/62	2-2	2-2	36-14 W	10/25/81	1-6	3-4	28-42 L	12/26/99	1-2-2	2-1-3	29-28 W
12/27/64	12-2	10-3-1	0-27 L	11/27/83	6-6	7-5	23-41 L	12/15/02	8-5	7-6	28-23 W
10/20/68	5-0	2-3	20-30 L	11/2/86	0-8	5-3	9-24 L	9/7/03	0-0	0-0	9-6 W
12/29/68	14-1	11-4	34-0 W	12/6/87	6-5	7-4	9-7 W	9/25/05	3-0	1-1	13-6 W
9/26/71	1-0	1-0	13-14 L	1/9/88	9-6	10-5	21-38 L	11/30/08	7-4	4-7	10-6 W
12/26/71	10-4	9-5	20-3 W	9/19/88	0-2	1-1	11-23 L	9/18/11	0-1	0-1	19-27 L
9/16/73	0-0	0-0	14-24 L	12/10/89	6-7	7-5-1	23-17 W	10/21/12	2-3	1-5	17-13 W
11/2/75	2-4	0-6	21-7 W	*12/1/91	1-11	5-7	0-31 L	12/7/14	8-4	7-5	25-24 W
11/19/78	5-6	5-6	24-45 L	9/6/92	0-0	0-0	14-3 W	9/24/17	0-2	0-2	31-28 W

STADIUMS: Memorial 1-5 Hoosier/RCA 4-3 Lucas Oil 2-1 Municipal/Cleveland 5-7 Cleveland Browns Stadium 5-0

BROWNS: Cleveland 1953-95, 1999-present

COLTS vs. DALLAS

Points-Allowed: 291-384

Regular Season: 6-10
Home: 144-160

Home: 4-4
Away: 147-224

Away: 2-6 Playoffs: 1-0 (Neutral Site)
Colts Longest Series Streaks: **Won 3, Lost 6**

DATE	RECORDS		RESULTS	DATE	RECORDS		RESULTS	DATE	RECORDS		RESULTS
	COLTS	OP			COLTS	OP			COLTS	OP	
10/30/60	3-2	0-5	45-7 W	9/4/78	0-0	0-0	0-38 L	11/17/02	5-4	3-6	20-3 W
12/3/67	9-0-2	8-3	23-17 W	12/6/81	1-12	10-3	13-37 L	11/19/06	9-0	5-4	14-21 L
12/13/69	7-4-1	9-2-1	10-27 L	10/28/84	3-5	5-3	3-22 L	12/5/10	6-5	3-8	28-31 L*
11/17/71	13-2-1	12-4	16-13 W	10/10/93	2-2	2-2	3-27 L	1/18/14	10-4	10-4	7-42 L
10/15/72	1-3	3-1	0-21 L	9/15/96	2-6	1-1	25-24 W	12/16/18	7-6	8-5	23-0 W
9/26/76	2-0	2-0	27-30 L	10/31/99	4-2	4-2	34-24 W				

STADIUMS: Memorial 1-2 Hoosier/RCA 2-1 Lucas Oil 1-1 Cotton Bowl 1-1 Texas 1-4 AT&T 0-1 Orange Bowl 1-0

RECORDS



COLTS vs. DENVER

Points-Allowed: 610-598

Regular Season: 10-14

Home: 386-298

Home: 7-6

Away: 224-300

Away: 3-8

Colts Longest Series Streaks: Won 5, Lost 4


Playoffs: 3-0

DATE	RECORDS COLTS	OP	RESULTS
11/10/74	1-7	3-4-1	6-17 L
11/27/77	9-1	9-1	13-27 L
10/22/78	2-5	5-2	7-6 W
9/20/81	1-1	1-1	10-28 L
9/11/83	1-0	1-0	10-17 L
10/13/83	6-8	8-6	19-21 L
10/13/85	2-3	3-2	10-15 L
10/31/88	3-5	4-4	55-23 W
11/05/89	3-2	4-1	3-14 L

DATE	RECORDS COLTS	OP	RESULTS
10/21/90	2-4	2-4	10/23/90
10/3/93	2-1	2-1	12/4/60
1/6/02	5-10	6-7	9/24/61
11/24/02	6-4	7-3	10/22/61
12/21/03	11-9	9-5	9/30/62
1/4/04	12-4	10-6	14-24 L
1/2/05	12-3	9-6	12/2/62
1/9/05	12-4	10-6	11/10/63
10/29/06	6-0	5-1	10/25/64

DATE	RECORDS COLTS	OP	RESULTS
11/27/90	2-3	2-4	17-27 L
11/27/91	1-1	1-1	13-35 L
9/26/10	5-10	6-7	29-10 W
10/20/13	6-4	7-3	23-20 W*
9/7/14	11-9	9-5	17-31 L
1/11/15	12-4	10-6	41-10 W
11/8/15	12-3	9-6	14-33 L
9/18/16	12-4	10-6	49-24 W
12/14/17	6-0	5-1	34-31 W

DATE	RECORDS COLTS	OP	RESULTS
9/30/07	3-0	2-1	38-20 W
12/13/09	12-0	1-1	28-16 W
9/26/10	1-1	1-1	27-13 W
10/20/13	4-2	6-0	39-33 W
9/7/14	0-0	0-0	24-31 L
1/11/15	12-5	12-4	24-13 W
11/8/15	3-5	7-0	27-24 W
9/18/16	0-1	1-0	20-34 L
12/14/17	3-10	4-9	13-25 L



Sweeps: Broncos (1): 1983

STADIUMS: Memorial 1-2 Hoosier/RCA 5-3 Lucas Oil 3-1 Mile High 0-5 INVESCO Field/Sports Authority Field 4-3

COLTS vs. DETROIT

Points-Allowed: 930-850

Regular Season: 21-19-2

Home: 511-428

Home: 11-10-1

Away: 419-422

Away: 10-9-1

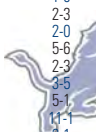
Colts Longest Series Streaks: Won 4, Lost 4

DATE	RECORDS COLTS	OP	RESULTS
10/3/53	1-0	1-0	17-27 L
11/7/53	3-3	4-2	7-17 L
10/16/54	1-2	2-0	0-35 L
11/6/54	1-5	4-1	3-27 L
10/1/55	1-0	0-1	28-13 W
11/5/55	4-2	0-6	14-24 L
10/6/56	1-0	1-0	14-31 L
11/18/56	3-3	6-1	3-27 L
9/29/57	0-0	0-0	34-14 W
10/20/57	3-0	2-1	27-31 W
9/28/58	0-0	0-0	28-15 W
10/19/58	3-0	0-2-1	40-14 W
9/27/59	0-0	0-0	21-19 W
11/1/59	1-1	0-2	31-24 W

DATE	RECORDS COLTS	OP	RESULTS
10/23/60	3-1	0-3	10/23/60
12/4/60	6-3	4-5	12/4/60
9/24/61	1-0	1-0	9/24/61
10/22/61	2-3	3-2	10/22/61
9/30/62	2-0	2-0	9/30/62
14-24 L	5-6	9-2	14-24 L
10/20/63	2-3	2-3	10/20/63
11/10/63	3-5	4-4	11/10/63
10/25/64	5-1	4-1-1	10/25/64
12/6/64	11-1	5-5-2	12/6/64
10/10/65	2-1	3-0	10/10/65
11/25/65	9-1	5-5	11/25/65
10/16/66	2-2	2-3	10/16/66
11/20/66	7-2	3-6-1	11/20/66

DATE	RECORDS COLTS	OP	RESULTS
11/19/67	17-30 L		11/19/67
11/10/68	15-10 L		11/10/68
12/7/69	15-16 L		12/7/69
11/19/73	17-14 W		11/19/73
12/11/77	20-29 L		12/11/77
11/16/80	14-21 L		11/16/80
9/22/85	25-21 W		9/22/85
9/22/91	24-21 W		9/22/91
11/23/97	34-0 W		11/23/97
10/29/00	14-31 L		10/29/00
11/25/04	31-7 W		11/25/04
12/14/08	24-24 T		12/14/08
12/2/12	45-14 W		12/2/12
9/11/16	14-20 L		9/11/16

DATE	RECORDS COLTS	OP	RESULTS
7-0-2	3-4-2		41-7 W
7-1	3-4-1		27-10 W
7-4	7-4		17-17 T
1-4	1-3-1		29-27 W
9-3	5-7		10-13 L
5-5	6-4		10-9 W
0-2	2-0		14-6 W
0-3	2-1		24-33 L
1-10	5-6		10-32 L
5-2	5-2		30-18 W
7-3	4-6		41-9 W
9-4	0-13		31-21 W
7-4	4-7		35-33 W
0-0	0-0		35-39 L



Sweeps: Colts (3): 1958,59,63

Lions (5): 1953,54,56,60,62

Splits (5): 1955,57,61,64,66

STADIUMS: Memorial 8-8-1 Hoosier/RCA 2-1 Lucas Oil 1-1 Briggs/Tiger 7-8-1 Silverdome 1-1 Ford Field 2-0

COLTS vs. GREEN BAY

Points-Allowed: 991-961

Regular Season: 22-20-1

Home: 570-453

Home: 13-8-1

Away: 421-508

Away: 9-12

Colts Longest Series Streaks: Won 4, Lost 4

Playoffs: 0-1

DATE	RECORDS COLTS	OP	RESULTS
10/18/53	2-1	0-3	14-37 L
10/31/53	3-2	1-4	24-35 L
10/24/54	1-3	1-3	6-7 L
11/13/54	1-6	3-4	13-24 L
10/8/55	2-0	2-0	24-20 W
10/29/55	3-2	3-2	14-10 W
10/14/56	1-1	0-2	33-38 L
10/28/56	1-3	2-2	28-21 W
10/13/57	2-0	1-1	45-17 W
10/27/57	3-1	1-3	21-24 L
11/2/58	2-0	0-1-1	24-17 W
11/25/59	5-0	1-3-1	56-0 W
11/15/59	3-1	3-1	38-21 W
10/9/60	4-3	3-4	28-24 W
	2-0	1-1	21-35 L

DATE	RECORDS COLTS	OP	RESULTS
11/6/60	4-2	4-1	38-24 W
10/8/61	2-1	2-1	7-45 L
11/5/61	3-4	6-1	45-21 W
10/28/62	3-3	6-0	6-17 L
11/18/62	5-4	9-0	13-17 L
9/29/63	1-1	1-1	20-31 L
10/27/63	3-3	5-1	20-34 L
9/20/64	0-1	1-0	21-20 W
10/18/64	4-1	3-2	24-21 W
9/26/65	1-0	1-0	17-20 L
12/12/65	9-2-1	9-3	27-42 L
12/26/65	10-3-1	10-3-1	10-13 L*
9/10/66	0-0	0-0	3-24 L
12/10/66	8-4	10-2	10-14 L
11/5/67	5-0-2	5-1-1	13-10 W

DATE	RECORDS COLTS	OP	RESULTS
12/7/68	11-1	5-6-1	16-3 W
11/9/69	4-3	5-2	14-6 W
11/9/70	0-1	4-3	13-10 W
9/22/71	6-1	0-1	13-20 L
12/19/82	0-6	4-2	20-20 T
10/27/85	2-5	3-4	37-10 W
11/13/88	5-5	2-8	20-13 W
11/24/91	1-10	2-9	10-14 L
11/16/97	0-10	8-2	41-38 W
11/19/00	7-3	4-6	24-26 L
9/26/04	1-1	1-1	45-31 W
10/19/08	3-2	3-3	14-34 L
10/7/12	1-2	2-2	30-27 W
11/6/16	3-5	4-3	31-26 W

DATE	RECORDS COLTS	OP	RESULTS
11-1	5-6-1		16-3 W
4-3	5-2		14-6 W
0-1	4-3		13-10 W
6-1	0-1		13-20 L
0-6	4-2		20-20 T
2-5	3-4		37-10 W
5-5	2-8		20-13 W
1-10	2-9		10-14 L
0-10	8-2		41-38 W
7-3	4-6		24-26 L
1-1	1-1		45-31 W
3-2	3-3		14-34 L
1-2	2-2		30-27 W
3-5	4-3		31-26 W



Sweeps: Colts (4): 1955,58,59,64

Packers (6): 1953,54,62,63,65,66

Splits (4): 1956,57,60,61

STADIUMS: Memorial 9-8-1 Hoosier/RCA 3-0 Lucas Oil 1-0 Green Bay City Field 0-1 Lambeau 4-7 County 5-5

COLTS vs. HOUSTON

Points-Allowed: 912-684

Regular Season: 26-8

Home: 465-288

Home: 14-3

Away: 447-396

Away: 12-5

Colts Longest Series Streaks: Won 9, Lost 3

Playoffs: 1-0

DATE	RECORDS COLTS	OP	RESULTS
9/22/02	1-1	1-1	23-3 W
12/1/02	7-4	3-8	19-3 W
10/26/03	5-1	2-4	30-21 W
12/28/03	11-4	5-10	20-17 W
11/14/04	5-3	4-4	49-14 W
12/12/04	9-3	5-7	23-14 W
10/23/05	6-0	0-5	38-20 W
11/13/05	8-0	1-7	31-17 W
9/17/06	1-0	0-1	43-24 W
12/24/06	11-3	4-10	24-27 L
9/23/07	2-0	2-0	30-24 W
12/23/07	12-2	7-7	38-15 W

DATE	RECORDS COLTS	OP	RESULTS
10/5/08	1-2	0-3	31-27 W
11/16/08	5-4	3-6	33-27 W
11/8/09	7-0	5-3	20-17 W
11/29/09	10-0	5-5	35-27 W
9/12/10	0-0	0-0	24-34 L
11/1/10	4-2	4-2	30-17 W
9/11/11	0-0	0-0	7-34 L
12/22/11	1-13	10-4	19-16 W
12/16/12	9-4	11-2	17-29 L
12/30/12	10-5	12-3	28-16 W
11/3/13	5-2	2-5	27-24 W
12/15/13	8-5	2-11	25-3 W

DATE	RECORDS COLTS	OP	RESULTS
10/9/14	3-2	3-2	33-28 W
12/14/14	9-4	7-6	17-10 W
10/8/15	2-2	1-3	27-20 W
12/20/15	6-7	6-7	16-10 L
10/16/16	2-3	4-2	23-26 L*
12/11/16	6-6	6-6	17-22 L
11/5/17	2-6	3-4	20-14 W
12/31/17	3-12	4-11	22-13 W
9/30/18	1-2	0-3	34-37 L*
12/9/18	6-6	9-3	24-21 W
1/5/19	10-6	11-5	21-7 W

DATE	RECORDS COLTS	OP	RESULTS
3-2	3-2		33-28 W
9-4	7-6		17-10 W
2-2	1-3		27-20 W
6-7	6-7		16-10 L
2-3	4-2		23-26 L*
6-6	6-6		17-22 L
2-6	3-4		20-14 W
3-12	4-11		22-13 W
1-2	0-3		

RECORDS



COLTS vs. JACKSONVILLE

Points-Allowed: 836-728

Regular Season: 23-13 Home: 13-5
Home: 380-306 Away: 456-422

Away: 10-8
Colts Longest Series Streaks: Won 6, Lost 3

DATE	RECORDS		RESULTS	DATE	RECORDS		RESULTS	DATE	RECORDS		RESULTS
	COLTS	OP			COLTS	OP			COLTS	OP	
12/10/95	7-6	3-10	41-31 W	10/22/07	5-0	4-1	29-7 W	9/29/13	2-1	0-3	37-3 W
9/25/00	1-1	2-1	43-14 W	12/2/07	9-2	8-3	28-25 W	12/29/13	10-5	4-11	30-10 W
9/8/02	0-0	0-0	28-25 W	9/21/08	1-1	0-2	21-23 L	9/21/14	0-2	0-2	44-17 W
12/29/02	9-6	6-9	20-13 W	12/18/08	10-4	5-9	31-24 W	11/23/14	6-4	1-9	23-3 W
9/21/03	2-0	0-2	23-13 W	9/13/09	0-0	0-0	14-12 W	10/4/15	1-2	1-2	16-13W*
11/9/03	7-1	1-7	23-28 L	12/17/09	13-0	7-6	35-31 W	12/13/15	6-6	4-8	16-51 L
10/3/04	2-1	3-0	24-17 W	10/3/10	7-1	1-2	28-31 L	10/2/16	1-2	0-3	27-30 L
10/24/04	4-1	4-2	24-27 L	12/19/10	7-6	6-5	34-24 W	1/1/17	7-8	3-12	24-20 W
9/18/05	1-0	1-0	10-3 W	11/13/11	0-9	2-6	3-17 L	10/22/17	2-4	3-3	0-27 L
12/11/05	12-0	9-3	26-18 W	1/1/12	2-13	4-11	13-19 L	12/3/17	3-8	7-4	10-30 L
9/24/06	2-0	2-0	21-14 W	9/23/12	1-1	0-2	17-22 L	11/1/18	3-5	3-5	29-26 W
12/10/06	10-2	7-5	17-44 L	11/8/12	5-3	1-7	27-10 W	12/2/18	6-5	3-8	0-6 L

Sweeps: Colts (6): 2002,05,07,09,13-14 Jaguars (2): 2011,17 **Splits (9):** 2003,04,06,08,10,12,15,16,18
STADIUMS: Hoosier/RCA 6-1 Lucas Oil 7-4 Jacksonville Municipal/Alltel/EverBank/TIAA Bank 10-7 Wembley Stadium 0-1

COLTS vs. KANSAS CITY

Points-Allowed: 539-526

Regular Season: 12-9 Home: 5-5
Home: 249-243 Away: 290-283

Away: 7-4
Colts Longest Series Streaks: Won 5, Lost 2

DATE	RECORDS		RESULTS	DATE	RECORDS		RESULTS	DATE	RECORDS		RESULTS
	COLTS	OP			COLTS	OP			COLTS	OP	
9/28/70	1-0	0-1	24-44 L	1/7/96	10-7	13-3	10-7 W	11/18/07	7-2	4-5	13-10 W
12/10/72	5-7	6-6	10-24 L	12/15/96	8-6	9-5	24-19 W	10/10/10	2-2	3-0	19-9 W
11/30/75	6-4	5-5	28-14 W	11/7/99	5-2	5-2	25-17 W	10/9/11	0-4	1-3	24-28 L
10/16/77	4-0	0-4	17-6 W	9/3/00	0-0	0-0	27-14 W	12/23/12	9-5	2-12	20-13 W
9/2/79	0-0	0-0	0-14 L	10/25/01	2-3	1-5	35-28 W	12/22/13	9-5	11-3	23-7 W
12/9/79	4-10	6-8	7-10 L	1/10/04	13-4	13-3	38-31 W	1/4/14	11-5	11-5	45-44 W
11/2/80	4-4	4-4	31-24 W	10/31/04	4-2	2-4	35-45 L	10/30/16	3-4	4-2	14-30 L
12/21/80	7-8	7-8	28-38 L	1/6/07	12-4	9-7	23-8 W	1/2/19	11-6	12-4	31-13 L
11/24/85	3-8	3-8	7-20 L	11/18/07	7-2	4-5	13-10 W				
10/7/90	1-3	3-1	23-19 W	10/10/10	2-2	3-0	19-9 W				

Sweeps: Chiefs (1): 1979 **Splits (1):** 1980
STADIUMS: Memorial 1-3 Hoosier/RCA 4-0 Lucas Oil 2-2 Arrowhead 9-5

COLTS vs. LOS ANGELES CHARGERS

Points-Allowed: 525-587

Home: 259-416
Regular Season: 10-16
Away: 266-271

Home: 4-11
Away: 6-5
Colts Longest Series Streaks: Won 3, Lost 6

DATE	RECORDS		RESULTS	DATE	RECORDS		RESULTS	DATE	RECORDS		RESULTS
	COLTS	OP			COLTS	OP			COLTS	OP	
9/20/70	0-0	0-0	16-14 W	11/26/89	5-6	4-7	10-6 W	12/26/04	11-3	11-3	34-31W*
10/8/72	1-2	1-1-1	20-23 L	10/18/92	3-2	1-4	14-34 L	12/18/05	13-0	8-5	17-26 L
11/7/76	7-1	4-4	37-21 W	11/7/99	4-3	3-4	0-26 L	11/11/07	7-1	4-4	21-23 L
10/18/81	1-5	4-2	14-43 L	11/29/93	3-7	4-6	0-31 L	1/13/08	13-3	12-5	24-28 L
12/26/82	0-6-1	5-2	26-44 L	12/17/95	8-6	7-7	24-27 L	11/23/08	6-4	4-6	23-20 W
11/4/84	3-6	4-5	10-38 L	12/31/95	9-7	9-7	35-20 W	1/3/09	12-4	8-8	17-23 L*
11/30/86	0-12	2-10	3-17 L	11/3/96	5-3	4-4	19-26 L	11/28/10	6-4	5-5	14-36 L
11/8/87	4-3	6-1	13-16 L	10/26/97	0-7	3-4	19-36 L	10/14/13	4-1	2-3	9-19 L
12/20/87	7-6	8-5	20-7 W	10/4/98	0-4	2-2	17-12 W	9/25/16	0-2	1-1	26-22 W
10/23/88	2-5	2-5	16-0 W	9/26/99	1-1	1-0	27-19 W				

Sweeps: Chargers (1): 1992 **Splits (1):** 1987
STADIUMS: Memorial 0-2 Hoosier/RCA 3-9 Lucas Oil 1-1 Jack Murphy/Qualcomm 7-6
RAMS: Los Angeles 1960, 2017-present, San Diego 1961-2016

COLTS vs. LOS ANGELES RAMS

Points-Allowed: 945-996

Regular Season: 23-19-2
Home: 546-482
Away: 399-514

Home: 14-6-2
Away: 9-13
Colts Longest Series Streaks: Won 6, Lost 3

DATE	RECORDS		RESULTS	DATE	RECORDS		RESULTS	DATE	RECORDS		RESULTS
	COLTS	OP			COLTS	OP			COLTS	OP	
11/22/53	3-5	5-2-1	13-21 L	12/11/60	6-4	3-6-1	3-10 L	10/27/68	5-1	6-0	27-10 W
12/5/53	3-7	6-3-1	2-45 L	9/17/61	0-0	0-0	27-24 W	12/15/68	12-1	10-2-1	28-24 W
9/26/54	0-0	0-0	0-48 L	12/9/61	7-5	3-9	17-34 L	9/21/69	0-0	0-0	20-27 L
12/4/54	2-8	5-4-1	22-21 W	9/16/62	0-0	0-0	30-27 W	12/21/69	7-5-1	11-2	13-7 W
11/20/55	4-4	5-3	17-17 T	11/11/62	4-4	1-7	14-2 W	11/8/71	5-2	4-2-1	24-17 W
12/4/55	5-4-1	6-3-1	14-20 L	11/24/63	5-5	3-7	16-17 L	10/5/75	1-1	1-1	13-24 L
11/25/56	3-4	2-6	56-21 W	12/15/63	7-6	5-8	19-16 W	9/21/86	0-2	2-0	7-24 L
12/9/56	4-5	2-8	7-31 L	10/4/64	2-1	2-0-1	35-20 W	9/17/89	0-1	1-0	17-31 L
12/1/57	6-3	4-5	31-14 W	11/22/64	9-1	6-4-1	24-7 W	10/1/95	1-2	4-0	21-18 W
12/15/57	7-4	5-6	21-37 L	10/24/65	4-1	1-4	35-20 W	12/30/01	5-9	12-2	17-42 L
11/23/58	7-1	5-3	34-7 W	12/18/65	9-3-1	4-9	20-17 W	10/17/05	5-0	2-3	45-28 W
12/6/58	9-1	6-4	28-30 L	10/30/66	4-2	4-3	17-17 W	10/25/09	5-0	0-6	42-6 W
11/29/59	6-3	2-7	35-21 W	11/27/66	7-3	6-5	7-23 L	11/10/13	6-2	3-6	8-38 L
12/12/59	8-3	2-9	45-26 W	10/15/67	4-0	3-1	24-24 T	9/10/17	0-0	0-0	9-46 W
10/16/60	2-1	0-3	31-17 W	12/17/67	11-0-2	10-1-2	10-34 L				

Sweeps: Colts (5): 1959,62,64,65,68 Rams (1): 1953
STADIUMS: Memorial 12-4-2 Hoosier/RCA 2-1 Lucas Oil 0-1 LA Memorial Coliseum 8-11 Anaheim 0-1
RAMS: Los Angeles 1953-94, 2016-present, St. Louis 1995-2015

RECORDS



COLTS vs. MIAMI

Points-Allowed: 1275-1663

Regular Season: 27-45

Home: 685-752

Home: 15-22

Away: 590-911

Away: 12-23

Colts Longest Series Streaks: Won 5, Lost 14

Playoffs: 0-2

DATE	RECORDS		RESULTS	DATE	RECORDS		RESULTS	DATE	RECORDS		RESULTS
	COLTS	OP			COLTS	OP			COLTS	OP	
11/1/70	5-1	4-2	35-0 W	9/19/82	0-1	1-0	20-24 L	12/18/94	6-8	9-5	10-6 W
11/22/70	7-1	5-4	17-34 L	1/2/83	0-1	6-2	7-34 L	10/8/95	2-2	4-0	27-24 W*
11/21/71	7-2	7-1	14-17 L	10/23/83	4-3	4-3	7-21 L	11/26/95	6-5	6-5	36-28 W
12/11/71	9-3	9-2-1	14-3 W	10/10/83	6-5	7-4	0-37 L	9-23/96	3-0	3-0	10-6 W
12/72	11-4	11-3-1	0-21 L	9/23/84	4-2	3-0	7-44 L	11/10/96	5-4	4-5	13-37 L
10/29/72	1-5	6-0	0-23 L	12/9/84	1-0	12-2	17-35 L	8/31/97	0-0	0-0	10-16 L
12/16/72	5-8	13-0	0-16 L	9/15/85	0-1	0-1	13-30 L	12/14/97	2-12	9-5	41-0 W
11/11/73	2-6	7-1	0-44 L	11/17/85	3-7	6-4	20-34 L	9/6/98	0-0	0-0	15-24 L
12/29/73	2-10	11-1	16-3 W	7-17/86	0-1	0-1	10-30 L	11/8/98	1-7	5-3	14-27 L
10/27/74	1-5	4-2	7-17 L	10/26/86	0-7	2-5	13-17 L	10/10/99	2-1	2-0	31-34 L
12/8/74	2-10	9-3	16-17 L	9/20/87	0-1	0-1	10-23 L	12/5/99	9-2	8-3	37-34 W
11/23/75	5-4	7-2	33-17 W	11/15/87	4-4	4-4	40-21 W	11/26/00	7-4	8-3	14-17 L
12/14/75	8-4	9-3	10-7W*	9/25/88	0-3	1-2	15-13 W	12/17/00	8-6	10-4	20-13 W
10/10/76	3-1	2-2	28-14 W	12/4/88	7-6	5-8	31-28 W	12/30/00	10-6	11-5	17-23 L*
11/22/76	8-2	5-5	17-16 W	11/5/89	4-4	4-4	4-4	11/11/01	4-3	5-2	24-27 L
10/9/77	3-0	3-0	45-28 W	12/17/89	7-7	8-6	42-13 W	12/10/01	4-7	8-3	6-41 L
12/5/77	9-2	8-3	6-17 L	10/28/90	2-4	5-1	7-27 L	9/15/02	1-0	1-0	13-21 L
9/10/78	0-1	0-1	0-42 L	12/30/90	7-8	11-4	17-23 L	11/2/03	6-1	4-2	23-17 W
10/29/78	3-5	5-3	8-26 L	9/8/91	0-1	0-1	6-17 L	12/31/06	11-4	6-9	27-22 W
11/11/79	4-6	6-4	0-19 L	11/3/91	0-8	3-5	6-10 L	9/21/09	1-0	0-1	27-23 W
11/25/79	14-8	7-5	24-28 L	10/25/92	3-3	6-0	31-20 W	11/4/12	4-3	4-3	23-20 W
10/5/80	2-2	3-1	30-17 W	11/8/92	4-4	6-2	0-28 L	9/15/13	1-0	1-0	20-24 L
12/14/80	7-7	7-7	14-24 L	9/5/93	0-0	0-0	20-24 L	12/27/15	6-8	5-9	18-12 W
9/27/81	1-2	3-0	28-31 L	10/24/93	2-3	4-1	27-41 L	11/25/18	5-5	5-5	27-24 W
11/1/81	1-7	5-2-1	10-27 L	11/6/94	4-5	6-2	21-22 L				

Sweeps: Colts (4): 1975,76,88,95 Dolphins (15): 1972,74,78,79,81-86,90,91,93,98,01
Splits (13): 1970,71,73,77,80,87,89,92,94,96,97,99,00
STADIUMS: Memorial 6-8 Hoosier/RCA 7-13 Lucas Oil 2-1 Orange Bowl 3-15 Joe Robbie/Pro Player/LandShark/Sun Life 9-10

COLTS vs. MINNESOTA

Points-Allowed: 643-502

Regular Season: 16-7-1

Home: 319-188

Home: 10-0

Away: 324-314

Away: 6-7-1

Colts Longest Series Streaks: Won 5, Lost 5

Playoffs: 1-0

DATE	RECORDS		RESULTS	DATE	RECORDS		RESULTS	DATE	RECORDS		RESULTS
	COLTS	OP			COLTS	OP			COLTS	OP	
10/1/61	1-1	1-1	34-33 W	11/14/65	7-1	5-3	41-21 W	11/20/88	6-5	7-4	3-12 L
11/12/61	4-4	1-7	20-28 L	9/18/66	0-1	0-0-1	38-23 W	12/21/97	3-12	8-7	28-39 L
9/23/62	1-0	0-1	34-7 W	10/23/66	3-2	3-1	20-17 W	12/24/00	9-6	11-4	31-10 W
12/16/62	6-7	2-10-1	42-17 W	10/22/67	4-1	1-4	20-20 T	11/8/04	4-3	5-2	31-28 W
11/17/63	4-5	3-6	37-34 W	11/24/68	9-1	6-4	21-9 W	9/14/08	0-1	0-1	18-15 W
12/8/63	6-6	4-7-1	41-10 W	12/22/68	13-1	8-6	24-14 W	9/16/12	0-1	1-0	23-20 W
9/13/64	0-0	0-0	24-34 L	9/28/69	0-1	0-1	14-52 L	12/18/16	6-7	7-6	34-6 W
11/15/64	8-1	5-4	17-14 W	10/25/71	4-1	4-1	3-10 L				
9/19/65	0-0	0-0	35-16 W	12/12/82	0-5	2-3	10-13 L				

Sweeps: Colts (4): 1962,63,65,66 **Splits (2):** 1961,64
STADIUMS: Memorial 8-0 Hoosier/RCA 2-0 Lucas Oil 1-0 Metropolitan 4-4-1 HHH Metrodome 1-3 U.S. Bank Stadium 1-0

COLTS vs. NEW ENGLAND

Points-Allowed: 1537-2039

Regular Season: 28-48

Home: 819-928

Home: 16-22

Away: 718-1111

Away: 12-26

Colts Longest Series Streaks: Won 3, Lost 7

Playoffs: 1-4

DATE	RECORDS		RESULTS	DATE	RECORDS		RESULTS	DATE	RECORDS		RESULTS
	COLTS	OP			COLTS	OP			COLTS	OP	
10/4/70	1-1	1-1	14-6 W	11/18/84	4-7	7-4	17-50 L	11/30/97	11-11	7-5	17-20 L
10/25/70	4-1	1-4	27-3 W	12/16/84	4-11	8-7	10-16 L	9-13/98	0-1	0-1	6-29 L
10/3/71	1-1	1-1	23-3 W	10/10/85	3-6	6-3	15-34 L	11/1/98	1-6	4-3	16-31 L
12/19/71	10-3	5-8	17-21 L	12/1/85	3-9	8-4	31-38 L	9/19/99	1-0	1-0	28-31 L
11/6/72	1-6	2-5	24-17 W	9/7/86	0-0	0-0	3-33 L	12/12/99	10-2	7-5	20-15 W
11/26/72	3-7	2-8	31-0 W	10/19/86	0-9	6-3	21-30 L	10/8/00	3-1	1-4	16-24 L
10/17/73	1-2	0-3	16-24 L	10/25/87	2-3	3-2	30-16 W	10/22/00	4-2	2-5	30-23 W
12/16/73	3-10	5-8	18-13 W	11/22/87	5-4	4-5	0-24 L	9/30/01	2-0	0-2	13-44 L
10/6/74	0-3	3-0	3-42 L	10/2/88	1-3	1-3	17-21 L	10/21/01	2-2	2-2	17-38 L
11/24/74	2-8	6-4	17-27 L	11/27/88	6-6	7-5	24-21 W	11/30/03	9-2	9-2	34-38 L
10/19/75	1-3	0-4	10-21 L	10/29/89	4-3	2-5	20-23 L*	1/18/04	14-4	15-2	14-24 L
12/21/75	9-4	3-10	34-21 W	12/3/89	6-6	4-8	16-22 L	9/9/04	0-0	0-0	24-27 L
9/12/76	0-0	0-0	0-27-13 W	9/16/90	0-1	0-1	14-16 L	1/16/05	13-4	14-2	3-20 L
11/14/76	8-1	6-3	14-21 L	11/11/90	2-6	1-7	18-10 W	11/7/05	7-0	4-3	40-21 W
10/23/77	5-0	3-2	3-17 L	9/1/91	0-0	0-0	7-16 L	11/5/06	7-0	6-1	27-20 W
12/18/77	9-4	9-4	30-24 W	12/8/91	1-12	4-9	17-23 L*	1/21/07	14-4	14-4	38-34 W
9/18/78	0-2	1-1	34-27 W	11/15/92	4-5	0-9	34-37 L	11/4/07	7-0	8-0	20-24 L
11/26/78	5-7	9-3	14-35 L	12/6/92	5-7	2-10	6-0 W	11/2/08	3-4	5-2	18-15 W
10/28/79	2-6	6-2	31-26 W	10/31/93	2-4	1-6	9-6 W	11/15/09	8-0	6-2	35-34 W
11/18/79	4-7	7-4	21-50 L	12/26/93	4-10	3-11	0-38 L	11/21/10	6-3	7-2	28-31 L
10/19/80	4-2	5-1	21-37 L	11/27/94	5-6	5-6	10-12 L	12/4/11	0-11	8-3	24-31 L
11/23/80	6-5	7-4	21-47 L	12/11/94	6-7	7-6	13-28 L	11/18/12	6-3	6-3	24-59 L
9/6/81	0-0	0-0	29-28 W	11/19/95	5-5	4-6	24-10 W	1/11/14	12-5	12-4	22-43 L
12/20/81	1-4	2-13	23-21 L	12/23/95	8-7	6-9	10-17 W	11/16/14	6-3	7-2	20-42 L
9/12/82	0-0	0-0	13-24 L	10/20/96	5-1	3-3	9-27 L	1/18/15	13-5	13-4	7-45 L
9/4/83	0-0	0-0	29-23 W*	11/24/96	6-5	7-4	13-27 L	10/18/15	3-2	4-0	27-34 L
10/9/83	3-2	2-3	12-7 W	9/7/97	0-1	1-0	6-31 L	10/4/18	1-3	2-2	24-38 L

Sweeps: Colts (5): 1970,72,81,83,95 Patriots (12): 1974,80,84-86,89,91,94,96,97,98,01
Splits (14): 1971,73,75-79,87,88,90,92,93,99,00
STADIUMS: Memorial 8-6 Hoosier/RCA 7-14 Lucas Oil 2-2 Harvard 1-0 Schaefer/Sullivan/Foxboro 9-21 Gillette 2-9

RECORDS



COLTS vs. NEW ORLEANS

Points-Allowed: 282-309

Regular Season: 5-7 Home: 3-3
Home: 133-93 Away: 149-216

Away: 2-4 Playoffs (Neutral): 0-1
Colts Longest Series Streaks: Won 3, Lost 5

DATE	RECORDS		RESULTS	DATE	RECORDS		RESULTS	DATE	RECORDS		RESULTS
	COLTS	OP			COLTS	OP			COLTS	OP	
12/10/67	10-0-2	2-10	30-10 W	11/12/95	5-4	3-6	14-17 L	2/7/10	16-2	15-3	17-31 L
10/19/69	2-2	0-4	30-10 W	9/27/98	0-3	2-0	13-19 L	10/23/11	0-6	4-2	7-62 L
9/30/73	0-2	0-2	14-10 W	11/18/01	4-4	4-4	20-34 L	10/25/15	3-3	2-4	21-27 L
10/12/86	0-5	1-4	14-17 L	9/28/03	3-0	1-2	55-21 W				
12/24/89	8-7	8-7	6-41 L	9/6/07	0-0	0-0	41-10 W				

STADIUMS: Memorial 2-0 Hoosier/RCA 1-2 Lucas Oil 0-1 Tulane 1-0 Louisiana/Mercedes-Benz Superdome 1-4 Sun Life 0-1

COLTS vs. NEW YORK GIANTS

Points-Allowed: 438-332

Regular Season: 10-6 Home: 3-3
Home: 179-176 Away: 259-156

Away: 7-3 Playoffs: 2-0
Colts Longest Series Streaks: Won 4, Lost 2

DATE	RECORDS		RESULTS	DATE	RECORDS		RESULTS	DATE	RECORDS		RESULTS
	COLTS	OP			COLTS	OP			COLTS	OP	
10/2/54	0-1	1-0	20-14 W	11/2/68	6-1	5-2	26-0 W	11/14/99	6-2	5-3	27-19 W
11/13/55	4-3	2-5	7-17 L	10/17/71	3-1	2-2	31-7 W	12/22/02	9-5	8-6	27-44 L
11/9/58	6-0	4-2	21-24 L	12/7/75	7-4	3-8	21-0 W	9/10/06	0-0	0-0	26-21 W
12/28/58	9-3	10-3	23-17 W*	12/16/79	4-11	6-9	31-7 W	9/19/10	0-1	1-0	38-14 W
12/27/59	9-3	10-2	31-16 W	11/5/90	2-5	7-0	7-24 L	11/3/14	5-3	3-4	40-24 W
9/15/63	0-0	0-0	28-37 L	12/12/93	4-8	9-3	6-20 L	12/23/18	8-6	5-9	28-27 W

STADIUMS: Memorial 2-1 Hoosier/RCA 0-2 Lucas Oil 2-0 Polo Grounds 0-1 Yankee 3-1 Shea 1-0 Giants 3-1 MetLife 1-0

COLTS vs. NEW YORK JETS

Points-Allowed: 1494-1546

Regular Season: 41-29 Home: 19-15
Home: 772-743 Away: 722-803

Away: 22-14 Playoffs: 1-3
Colts Longest Series Streaks: Won 6, Lost 4

DATE	RECORDS		RESULTS	DATE	RECORDS		RESULTS	DATE	RECORDS		RESULTS
	COLTS	OP			COLTS	OP			COLTS	OP	
1/12/69	15-1	12-3	7-16 L	11/21/82	0-2	1-1	0-37 L	9/10/95	0-1	0-1	27-24 W*
10/18/70	3-1	1-3	29-22 W	11/6/83	5-4	4-5	17-14 W	10/29/95	4-3	2-6	17-10 W
12/19/70	10-2-1	4-9	35-20 W	12/4/83	6-7	6-7	6-10 L	9/8/96	1-0	0-1	21-7 W
9/19/71	0-0	0-0	22-0 W	9/2/84	0-0	0-0	14-23 L	11/17/96	5-5	1-9	34-29 W
11/14/71	6-2	3-5	14-13 W	11/11/84	3-7	6-4	9-5 W	10/5/97	0-4	3-2	12-16 L
9/24/72	0-1	1-0	34-44 L	9/29/85	1-2	2-1	20-25 L	12/7/97	1-12	8-5	22-14 W
10/22/72	1-4	3-2	20-24 L	11/3/85	3-5	6-2	17-35 L	9/20/98	0-2	0-2	6-44 L
9/23/73	0-1	0-1	10-34 L	9/28/86	0-3	2-1	7-26 L	11/15/98	1-8	6-3	24-23 W
12/27/73	2-9	3-8	17-20 L	11/16/86	0-10	9-1	16-31 L	10/17/99	2-2	1-3	16-13 W
10/20/74	0-5	1-4	35-20 W	10/11/87	1-2	2-1	6-0 W	11/28/99	8-2	4-6	13-6 W
12/15/74	2-11	6-7	38-45 L	11/1/87	3-3	3-3	19-14 W	11/12/00	6-3	6-3	23-15 W
10/26/75	1-4	2-3	45-28 W	11/6/88	4-5	5-3-1	38-14 W	12/3/00	7-5	8-4	17-27 L
11/16/75	4-4	2-6	52-19 W	12/10/88	8-6	6-7-1	16-34 L	9/9/01	0-0	0-0	45-24 W
10/24/76	5-1	1-5	20-0 W	10/1/89	1-2	1-2	17-10 W	12/23/01	5-8	8-5	28-29 W
11/28/76	9-2	3-8	33-16 W	11/19/89	4-6	2-8	27-10 W	1/4/03	10-6	9-7	0-41 L
9/25/77	1-0	0-1	20-12 W	11/18/90	3-6	4-6	17-14 W	11/16/03	7-2	3-6	38-31 W
11/20/77	8-1	2-7	33-12 W	12/16/90	5-8	4-9	29-21 W	10/1/06	3-0	2-1	31-28 W
10/15/78	2-4	3-3	10-33 L	10/20/91	0-7	3-4	6-17 L	12/27/09	14-0	7-7	15-29 L
12/3/78	5-8	7-6	16-24 L	11/10/91	0-9	5-4	28-27 W	1/24/10	15-2	11-7	30-17 W
10/7/79	0-5	2-3	10-8 W	10/11/92	2-2	1-4	6-3 W*	1/8/11	10-6	11-5	16-17 L
12/27/79	4-9	5-8	17-30 L	12/13/92	6-7	4-9	10-6 W	10/14/12	2-2	2-3	9-35 L
9/7/80	0-0	0-0	17-14 W	11/14/93	3-5	4-4	17-31 L	9/21/15	0-1	1-0	7-20 L
9/28/80	1-2	0-3	35-21 W	12/5/93	3-8	7-4	9-6 W	12/5/16	5-6	3-8	41-10 W
11/8/81	1-8	4-4-1	14-41 L	10/9/94	2-3	2-3	6-16 L	10/14/18	1-4	2-3	34-42 L
11/29/81	1-11	7-4-1	0-25 L	10/30/94	3-5	4-3	28-25 W				

Sweeps: Colts (13): 1970,71,75-77,80,87,89,90,92,95,96,99 Jets (6): 1972,73,78,81,85,86

Spits (12): 1974,79,83,84,88,89,91,93,94,97,98,00,01

STADIUMS: Memorial 7-6 Hoosier/RCA 12-7 Lucas Oil 1-3 Shea 8-6 Giants 13-7 MetLife 1-2 Orange Bowl 0-1

COLTS vs. OAKLAND

Points-Allowed: 414-417

Regular Season: 7-8 Home: 2-4
Home: 204-211 Away: 220-173

Away: 5-4 Playoffs: 1-1
Colts Longest Series Streaks: Won 4, Lost 4

DATE	RECORDS		RESULTS	DATE	RECORDS		RESULTS	DATE	RECORDS		RESULTS
	COLTS	OP			COLTS	OP			COLTS	OP	
1/3/71	12-2-1	9-4-2	27-17 W	12/21/86	2-13	8-7	30-24 W	12/16/07	11-2	4-9	21-14 W
10/18/71	7-3	7-1-2	37-14 W	9/15/91	0-2	1-1	0-16 L	12/26/10	8-6	7-7	31-26 W
10/28/73	2-4	3-2-1	21-34 L	10/22/95	4-2	5-2	17-30 L	9/8/13	0-0	0-0	21-17 W
9/28/75	1-0	1-0	20-31 L	9/10/00	1-0	1-0	31-38 L	12/24/16	7-7	11-3	25-33 L
12/24/77	10-4	11-3	31-37 L*	10/14/01	2-1	3-1	18-23 L	10/28/18	2-5	1-5	42-28 W
11/25/84	4-8	8-4	7-21 L	10/10/04	3-1	2-2	35-14 W				

STADIUMS: Memorial 1-3 Hoosier/RCA 1-2 Lucas Oil 1-0 Oakland/Alameda County/McAfee Coliseum 4-2

RAIDERS: LA Memorial Coliseum 1-2
Los Angeles 1982-94

RECORDS



COLTS vs. PHILADELPHIA Regular Season: 10-9 Home: 5-3 Away: 5-6 Points-Allowed: 467-407 Home: 220-152 Away: 247-255 Colts Longest Series Streaks: Won 4, Lost 3

RECORDS			RESULTS			RECORDS			RESULTS		
DATE	COLTS	OP	DATE	COLTS	OP	DATE	COLTS	OP	DATE	COLTS	OP
11/15/53	3-4	4-2-1	14-45 L	11/15/81	1-9	8-2	13-38 L	11/10/02	4-4	6-2	35-13 W
11/21/65	8-1	3-6	34-24 W	10/30/83	4-4	4-4	22-21 W	11/26/06	9-1	5-5	45-21 W
9/24/67	1-0	1-0	38-6 W	10/14/84	2-4	2-4	7-16 L	11/7/10	5-2	4-3	24-26 L
10/13/69	1-2	1-2	24-20 W	9/30/90	0-3	1-2	24-23 W	9/15/14	0-1	1-0	27-30 L
12/6/70	8-2-1	2-8-1	29-10 W	12/19/93	4-9	5-8	10-20 L	9/23/18	1-1	1-1	16-20 L
9/29/74	0-2	1-1	10-30 L	12/5/96	7-6	8-5	37-10 W				
10/1/78	1-3	2-2	14-17 L	11/21/99	7-2	3-7	44-17 W				

STADIUMS: Memorial 3-1 Veterans 4-3 Hoosier/RCA 2-1 Lincoln Financial 0-2 Lucas Oil 0-1 Connie Mack 0-1 Franklin Field 1-0

COLTS vs. PITTSBURGH Regular Season: 6-18 Home: 4-7 Away: 2-11 Playoffs: 0-5 Points-Allowed: 482-755 Home: 230-281 Away: 252-474 Colts Longest Series Streaks: Won 2, Lost 7

RECORDS			RESULTS			RECORDS			RESULTS		
DATE	COLTS	OP	DATE	COLTS	OP	DATE	COLTS	OP	DATE	COLTS	OP
11/3/57	3-2	3-2	13-19 L	11/13/83	6-4	8-2	13-24 L	10/21/02	4-1	2-3	10-28 L
9/29/68	2-0	0-2	41-7 W	10/21/84	2-5	4-3	17-16 W	11/28/05	10-0	7-3	26-7 W
10/31/71	4-2	3-3	34-21 W	9/8/85	0-0	0-0	3-45 L	1/15/06	14-2	12-5	18-21 L
9/15/74	0-0	0-0	0-30 L	10/18/87	2-2	2-2	7-21 L	11/9/08	4-4	6-2	24-20 W
12/27/75	10-4	12-2	10-28 L	10/6/91	0-6	2-2	3-21 L	9/25/11	0-2	1-1	20-23 L
12/19/76	11-3	10-4	14-40 L	11/22/92	4-6	7-3	14-30 L	10/26/14	5-2	4-3	34-51 L
10/30/77	5-1	4-2	31-21 W	9/18/94	1-1	1-1	21-31 L	12/6/15	6-5	6-5	10-45 L
12/9/78	5-9	12-2	13-35 L	11/4/96	11-7	12-5	16-20 L	11/24/16	5-5	5-5	7-28 L
9/23/79	0-3	3-0	13-17 L	12/29/96	9-7	10-6	14-42 L	11/12/17	3-6	6-2	20-20 L
9/14/80	1-0	1-0	17-20 L	10/12/97	0-5	3-2	22-24 L				

STADIUMS: Memorial 2-4 Hoosier/RCA 2-2 Lucas Oil 0-3 Pitt 1-0 Three Rivers 0-11 Heinz 1-3

COLTS vs. SAN FRANCISCO Regular Season: 25-18 Home: 14-7 Away: 11-11 Points-Allowed: 1016-843 Home: 532-405 Away: 484-438 Colts Longest Series Streaks: Won 13, Lost 5

RECORDS			RESULTS			RECORDS			RESULTS		
DATE	COLTS	OP	DATE	COLTS	OP	DATE	COLTS	OP	DATE	COLTS	OP
11/29/53	3-6	6-3	21-38 L	12/18/60	6-5	6-5	10-34 L	9/15/68	0-0	0-0	27-10 W
12/13/53	3-8	8-3	14-45 L	12/3/61	6-5	6-4	20-17 W	10/13/68	4-0	2-2	42-14 W
11/28/54	1-8	5-3-1	17-13 W	12/16/61	7-6	7-5-1	27-24 W	10/26/69	3-2	0-4-1	21-24 L
12/11/54	3-8	6-4-1	7-10 L	10/7/62	2-1	1-2	13-21 L	11/16/69	5-3	1-6-1	17-20 L
11/27/55	4-4-1	3-6	26-14 W	11/4/62	3-4	3-4	22-3 W	11/12/72	2-6	3-4-1	21-24 L
12/11/55	5-5-1	3-8	24-35 L	9/22/63	0-1	0-1	20-14 W	10/5/86	0-4	3-1	14-35 L
12/2/56	4-4	2-6-1	17-20 L	10/13/63	1-3	0-4	20-3 W	9/10/89	0-0	0-0	24-30 L
12/16/56	4-6	4-6-1	17-30 L	11/1/64	6-1	2-5-1	37-7 W	10/15/95	3-2	4-1	18-17 W
11/24/57	5-3	5-3	27-21 W	11/29/64	10-1	3-8	14-3 W	10/18/98	1-5	4-1	31-34 L
12/8/57	7-3	6-4	13-17 L	10/3/65	1-1	2-0	27-24 W	11/25/01	4-5	7-2	21-40 L
11/30/58	8-1	4-5	35-27 W	10/31/65	5-1	3-3	34-28 W	10/9/05	4-0	1-3	28-3 W
12/14/58	9-2	5-6	12-21 L	9/25/66	1-1	0-0-1	36-14 W	11/1/09	6-0	3-3	18-14 W
11/22/59	5-3	6-2	45-14 W	12/18/66	8-5	6-5-2	30-14 W	9/22/13	1-1	1-1	27-7 W
12/5/59	7-3	7-3	34-14 W	10/1/67	2-0	2-0	41-7 W				
11/27/60	6-2	4-4	22-30 L	11/26/67	8-0-2	5-5	26-9 W				

Splits: Colts (8): 1959,61,63,68 49ers (4): 1953,56,60,69 **Splits (5):** 1954,55,57,58,62
STADIUMS: Memorial 12-5 Hoosier/RCA 1-2 Lucas Oil 1-0 Kezar 9-8 Candlestick/3COM/Monster Park 2-3

COLTS vs. SEATTLE Regular Season: 7-5 Home: 3-1 Away: 4-4 Points-Allowed: 259-294 Home: 88-91 Away: 171-203 Colts Longest Series Streaks: Won 2, Lost 2

RECORDS			RESULTS			RECORDS			RESULTS		
DATE	COLTS	OP	DATE	COLTS	OP	DATE	COLTS	OP	DATE	COLTS	OP
11/9/77	0-0	0-0	29-14 W	10/2/94	1-3	3-1	17-15 W	12/24/05	13-1	12-2	13-28 L
9/27/78	4-6	5-5	17-14 W	9/14/97	0-2	0-2	3-31 L	10/4/09	3-0	1-2	34-17 W
9/29/91	0-4	1-3	3-31 L	12/20/98	3-11	7-7	23-27 L	10/6/13	3-1	4-0	34-28 W
12/4/94	5-7	5-7	31-19 W	10/15/00	3-2	2-4	87-24 W	10/1/17	1-2	1-2	18-46 L

Sweeps: Colts (1): 1994
STADIUMS: Hoosier/RCA 2-1 Lucas Oil 2-0 Kingdome 3-2 Husky Stadium 1-0 Qwest/CenturyLink Field 0-2

COLTS vs. TAMPA BAY Regular Season: 8-5 Home: 5-2 Away: 3-3 Points-Allowed: 336-277 Home: 213-140 Away: 123-137 Colts Longest Series Streaks: Won 3, Lost 2

RECORDS			RESULTS			RECORDS			RESULTS		
DATE	COLTS	OP	DATE	COLTS	OP	DATE	COLTS	OP	DATE	COLTS	OP
10/3/76	2-1	0-3	42-17 W	12/22/91	1-4	2-13	3-17 L	10/7/07	4-0	3-1	33-14 W
9/9/79	0-1	1-0	26-29 L*	10/4/92	1-2	3-1	24-14 W	10/3/11	0-3	2-1	17-24 L
12/15/85	3-11	2-12	31-23 W	9/11/94	1-0	0-1	10-24 L	11/29/15	5-5	5-5	25-12 W
12/27/87	8-6	4-10	24-6 W	11/2/97	0-8	5-3	28-31 L				
10/16/88	1-5	2-4	35-31 W	10/6/03	4-0	2-1	38-35 W				

STADIUMS: Memorial 1-1 Hoosier/RCA 3-1 Lucas Oil 1-0 Tampa 2-2 Raymond James 1-1

RECORDS



COLTS vs. TENNESSEE

Points-Allowed: 1268-959

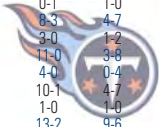
Record: 33-15
Home: 727-464

Home: 19-7
Away: 541-495

Away: 14-8
Colts Longest Series Streaks: Won 11, Lost 3

Playoffs: 0-1

DATE	RECORDS		RESULTS	DATE	RECORDS		RESULTS	DATE	RECORDS		RESULTS
	COLTS	OP			COLTS	OP			COLTS	OP	
10/11/70	2-1	2-1	24-20 W	9/14/03	1-0	1-0	33-7 W	12/18/11	0-13	7-6	27-13 W
11/4/73	2-5	0-7	27-31 L	12/7/03	9-3	9-3	29-27 W	10/28/12	3-3	3-4	19-13 W*
11/1/76	6-1	4-3	38-14 W	9/19/04	0-1	1-0	31-17 W	12/9/12	8-4	4-8	27-23 W
10/14/79	1-5	4-2	16-28 L	12/5/04	8-3	4-7	51-24 W	11/14/13	6-3	4-5	30-27 W
9/21/80	1-1	1-1	16-21 L	10/2/05	3-0	1-2	31-10 W	12/1/13	7-4	5-6	22-14 W
12/18/83	6-9	2-13	20-10 W	12/4/05	11-0	3-8	35-3 W	9/28/14	1-2	1-2	41-17 W
9/9/84	0-1	0-1	35-21 W	10/8/06	4-0	0-4	14-13 W	12/28/14	10-5	2-13	27-10 W
12/22/85	4-11	5-10	34-16 W	12/3/06	10-1	4-7	17-20 L	9/27/15	0-2	1-1	35-33 W
11/23/86	0-11	2-9	17-31 L	9/16/07	1-0	1-0	22-20 W	1/3/16	7-8	3-12	30-24 W
11/29/87	5-5	6-4	51-27 W	12/30/07	13-2	9-6	10-16 L	10/23/16	2-4	3-3	34-26 W
9/4/88	0-0	0-0	14-17 L*	10/27/08	3-3	6-0	21-31 L	11/20/16	4-5	5-5	24-17 W
9/23/90	0-2	0-2	10-24 L	12/28/08	11-4	13-2	23-0 W	10/16/17	2-3	2-3	22-36 L
9/13/92	1-0	0-1	10-20 L	10/11/09	4-0	0-4	31-9 W	11/26/17	3-7	6-4	16-20 L
9/4/94	0-0	0-0	45-21 W	12/6/09	11-0	5-6	27-17 W	11/18/18	4-5	5-4	38-10 W
1/16/00	13-3	14-3	16-19 L	12/9/10	6-6	5-7	30-28 W	12/30/18	9-6	9-6	33-17 W
11/3/02	4-3	3-4	15-23 L	1/2/11	9-6	6-9	23-20 W				
12/8/02	8-4	7-5	17-27 L	10/30/11	0-7	3-3	10-27 L				



Sweeps: Colts (11): 2003,04,05,09,10,12,13-16,18	Titans (2): 2002,17	Splits (4): 2006,07,08,11
STADIUMS: Memorial 2-2 Hoosier/RCA 7-5	Lucas Oil 10-1	Astrodome 2-3 Coliseum/LP/Nissan 12-5
OILERS: Houston 1960-96		
TITANS: 1999-present		

COLTS vs. WASHINGTON

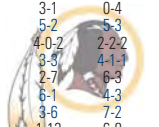
Points-Allowed: 801-611

Regular Season: 21-10
Home: 480-317

Home: 14-3
Away: 321-294

Away: 7-7
Colts Longest Series Streaks: Won 9, Lost 3

DATE	RECORDS		RESULTS	DATE	RECORDS		RESULTS	DATE	RECORDS		RESULTS
	COLTS	OP			COLTS	OP			COLTS	OP	
10/25/53	2-2	2-1-1	27-17 W	12/13/64	11-2	6-7	45-17 W	11/7/93	3-4	1-6	24-30 L
10/31/54	1-4	0-5	21-24 L	10/17/65	3-1	0-4	38-7 W	10/23/94	3-4	1-6	27-41 L
10/23/55	3-1	2-2	13-14 L	11/6/66	5-2	5-3	37-10 W	10/27/96	5-2	6-1	16-31 L
12/23/56	4-7	6-5	19-17 W	10/29/67	4-0-2	2-2-2	17-13 W	12/19/99	11-2	8-5	24-21 W
11/10/57	3-3	2-4	21-17 W	11/2/69	3-3	4-1-1	41-17 W	10/27/02	4-2	2-4	21-26 L
10/26/58	4-0	2-2	35-10 W	11/18/73	2-7	6-3	14-22 L	10/22/06	5-0	2-4	36-22 W
11/8/59	4-2	2-4	24-27 L	11/7/77	6-1	4-3	10-3 W	10/17/10	3-2	3-2	27-24 W
9/25/60	0-0	0-0	20-0 W	11/6/78	3-6	7-2	21-17 W	11/30/14	7-4	3-8	49-27 W
11/26/61	5-5	0-9-1	27-6 W	12/13/81	11-3	6-8	14-38 L	9/16/18	0-1	1-0	21-9 W
12/8/62	5-7	5-5-2	34-21 W	10/7/84	2-13	3-2	7-35 L				
12/1/63	5-6	3-8	36-20 W	12/22/90	6-8	9-5	35-28 W				



STADIUMS: Memorial 10-1 Hoosier/RCA 3-2 Lucas Oil 1-0 Griffith 1-2 D.C./RFK 4-4 FedEx 2-1
--

TOTAL:

Memorial Stadium
Hoosier/RCA Dome
Lucas Oil Stadium

RECORDS

122-91-5
111-88-0
61-32-0

POINTS (COLTS-OPPONENTS)

5,071-4,347
4,445-4,057
2,211-1,894

HOME WON-LOSS-TIED

Opposing Sites
Neutral Fields

294-211-5

243-270-2
2-2-0

11,727-10,298

10,472-11,640
69-77

WON-LOSS-TIED

*Neutral Fields (Four Super Bowls in Orange Bowl/Dolphin/Sun Life Stadium)

539-483-7

22,268-22,015

QUENTON NELSON

GUARD



 COLTS IN THE COMMUNITY

COMMUNITY



COLTS COMMUNITY PHILOSOPHY

The Indianapolis Colts' mission is to entertain, inspire and unite by winning the right way. Our team is committed to improving the lives of our fellow Hoosiers by building a healthy, inclusive and compassionate community through meaningful outreach, projects and partnerships.

The Colts also support current and former Colts players by engaging with them in charitable, off-field efforts, helping them leave a legacy of service to the community.

The Colts Community key focus areas consist of Health and Wellness, Family and Youth Empowerment, Neighborhood and Community Improvement and NFL Initiatives.



COMMUNITY



HEALTH AND WELLNESS

As a sports organization, health and wellness is vital to our success. Likewise, we support community efforts that encourage healthy lifestyles and access to resources and activities that help people be more fit and active.

Colts Skills Camp



Colts 5K



Youth Camp at Colts Training Camp



Team Smile Event



Riley Caroling



Sunday Night 7-ON-7



Bleed Blue Blood Drive



COMMUNITY



FAMILY AND YOUTH EMPOWERMENT

Youth and families are the building blocks of every community. As such, we strive to help strengthen and empower young people and families so they can foster positive change in their lives and communities.

Books For Youth



Cold Feet, Warm Shoes



Blue's School Shows



Horseshoe Helpings



Training Camp Bike Giveaway



Peace Learning Center



Second Helpings



Wheeler Mission



COMMUNITY



NEIGHBORHOOD AND COMMUNITY IMPROVEMENT

Everyone lives in a neighborhood or a community they call their own. We aim to help neighborhoods and communities, and the people who live in them, to be as safe, healthy and engaged as they can be.

Colts Canal Playspace



Keep Indianapolis Beautiful Tree Planting



Playground Build



Playground Build



Playground Build



Habitat for Humanity



Defensive Backs Thanksgiving Distribution



COMMUNITY



NFL INITIATIVES

The Colts continue to support NFL initiatives, including Play 60, Hispanic Heritage, Crucial Catch, Salute to Service and Inspire Change through volunteerism and philanthropy of ownership, players and club personnel.

Pamper Her Pink



Pinking The Canal



Hispanic Heritage Month Football Camp



VA Hospital Visits



Armed Forces Day



Care Packaging



Pros vs. GI Joes





BLUE: THE OFFICIAL MASCOT OF THE INDIANAPOLIS COLTS

Blue, the official mascot of the Indianapolis Colts, is now in his 14th season providing game day entertainment, skits, and sideline antics for Colts fans. When he's not at Lucas Oil Stadium, Blue is busy traveling the entire state of Indiana bringing joy to all Colts fans. With over 300 appearances last year, it's hard to miss him in your community. For the 2018-2019 school year, Blue performed 107 school shows and visited approximately 56,430 students. This year, Blue introduced a new school show, "Choose Love." The show is geared towards middle and high school students where Blue takes off his mask, encourages students to stop hiding behind their own masks and asks them to embrace being themselves and treating

others with love and respect. At the 2019 NFL Mascot Summit, Blue won three honors: Skit of the Year, Anchor in the Community and Mascot of the Year. He was also inspired by the NFL's My Cause, My Cleats campaign and now wears a new pair of custom shoes each month, designed to tell the stories of Colts fans while raising awareness for the causes important to them. You can request Blue for your next event and find information about school shows, his book and more by calling 317-808-5264 or by visiting: colts.com/blue.

Follow Blue on Twitter (@blue), Instagram (@bluecoltsmascot) and Facebook.



Colts In Motion is the official mobile experience of the Indianapolis Colts, offering fans exclusive opportunities to interact with the team like never before. To request Colts in Motion for your next event, visit: colts.com/CIM.

Colts In Motion Features:

- Which Colts Player do you have the most in common with?
- Experience the thrill of hitting the Game Day Anvil.
- Take your photo with the Peyton Manning Replica Statue.
- See if you have what it takes to hold for Adam Vinatieri.

- Witness the past and present Colts Greats.
- Giveaways, photo opportunities and more!





THE 2019 INDIANAPOLIS COLTS CHEERLEADERS

After celebrating 35 seasons in Indianapolis, the Colts Cheerleaders have launched The Next Chapter initiative. Through a renewed focus on highlighting the athleticism, talent and character of our athlete-performers, The Next Chapter will include a professional development program, expanded community service experiences, a new uniform and an expanded Junior Cheer program. This approach is designed to elevate the Colts Cheerleaders as one of the top cheer and dance squads in the NFL by redefining what it means to be a cheerleader and an athlete-performer.



The Colts Cheerleaders also commit themselves to being positive role models. The Junior and Preschool Colts Cheer programs currently consist of more than 420 children ages 3-14. The Junior Cheerleaders are instructed on basic fundamentals of dance and discuss confidence, responsibility, positive self-esteem and teamwork. They also have the opportunity to perform at various charitable events and on select game days at Lucas Oil Stadium. In addition to the Junior Cheer Program, the Colts Cheerleaders have had the amazing opportunity to work with Down Syndrome Indiana, serving the down syndrome and special needs community through dance.

Besides performing for more than 63,000 fans in Lucas Oil Stadium at every home game, these women serve the community in numerous ways. In 2018, the Indianapolis Colts Cheerleaders logged over 100,000 hours at appearances and launched the NFL's first Community Impact Challenge led by a Professional Cheerleading team. The squad has also traveled to military bases around the world. Squad members have recently traveled to Alaska, Australia, Cuba, Diego Garcia, El Salvador, Honduras, Greenland, Japan and Korea entertaining our service men and women.

The Indianapolis Colts Cheerleading program offers cheerleaders the opportunity to network with friends while continuing their passion for dance and performing. In addition, the program offers the chance to serve in numerous capacities across the state, travel outside of the country and grow in their personal lives. The Indianapolis Colts Cheerleaders aim to entertain, inspire and unite our fans, our community and the next generation of cheerleaders.





INDIANAPOLIS COLTS RADIO NETWORK



**97.1
HANK FM**

Colts fans will have the chance to listen to games from play-by-play voice Matt Taylor, color analyst Jim Sorgi and sideline correspondent Larra Overton in 2019. Taylor, who is entering his second season at the helm, joins Jim Sorgi, who is in the booth for his seventh season. Sorgi was a member of the Colts for six years and was part of Indianapolis' Super Bowl XLII championship team. Overton joins the team in her first season. A native of southern Indiana, Overton graduated from Indiana University and was most recently a sports reporter/anchor for FOX 59 WXIN/CBS 4 WTTV.

The Colts radio broadcast team will be featured on flagship stations WFNI (1070 The Fan and 107.5 FM), WLHK (97.1 HANK FM) and 41 stations on the OneAmerica Radio Network which blankets the state of Indiana and reaches into eastern Illinois, southern Michigan, northern Kentucky and western Ohio.

The nine-hour game day broadcast includes a pregame show that features a segment with Colts Head Coach Frank Reich, player interviews and a preview of the upcoming contest. A postgame show follows the conclusion of the game with sound from Reich and key players and a call-in show with fans.

For more information on the Colts Radio Network, visit: colts.com.



Matt Taylor



Jim Sorgi



Larra Overton

INDIANAPOLIS COLTS RADIO AFFILIATES

Station	Frequency	City
WMXQ	93.5 FM	ALEXANDRIA
WAWK	94.3 FM	AUBURN
WBRT	1320 AM	BARDSTOWN, KY
WBIW	1340 AM	BEDFORD
WZBD	92.7 FM	BERNE
WGCL	1370 AM	BLOOMINGTON
WRZQ	107.3 FM	COLUMBUS
WIMC	103.9 FM	CRAWFORDSVILLE
WDAN	1490 AM	DANVILLE, IL
WZUS	100.9 FM	DECATUR, IL
WIBN	98.1 FM	EARL PARK
WCRA	1090 AM, 100.5/99.5 FM	EFFINGHAM, IL
WABX	107.5 FM	EVANSVILLE
WOWO	1190 FM	FT. WAYNE
WOWO	107.5 FM	FT. WAYNE
WREB	94.3 FM	GREENCASTLE
WFNI	1070 AM	INDIANAPOLIS
WFNI	107.5 FM	INDIANAPOLIS
WLHK	97.1 FM	INDIANAPOLIS
WXVW	1450 AM	JEFFERSONVILLE
WAWK	1140 AM/ 99.5 FM	KENDALLVILLE
WASK	98.7 FM	LAFAYETTE
WRZR	94.5 FM	LOGOOTEETEE
WHBE	680 AM 105.7 FM	LOUISVILLE LOUISVILLE
WORX	96.7 FM	MADISON
WMRI	860 AM	MARION
WEFM	95.9 FM	MICHIGAN CITY
WYFX	106.7 FM	MIT VERNON
WXFN	102.9 FM/ 1340 AM	MUNCIE
WVLN	740 AM	OLNEY, IL
WMYK	98.5 FM	PERU/KOKOMO
WPGW	1440 AM	PORTLAND
WQLK	96.1 FM	RICHMOND
WROI	92.1 FM	ROCHESTER
WSLM	97.9 FM	SALEM
WAXL	103.3 FM	SANTA CLAUSE
WSBT	96.1 FM/ 960 AM	SOUTH BEND
WCJZ	105.7 FM	TELL CITY, OWENSBORO, KY
WWVR	98.5 FM	TERRE HAUTE
WZDM	92.1 FM	VINCENNES
WJOT	105.9 FM/ 1510 AM	WABASH
WRSW	1480 AM/ 99.7 FM	WARSAW
WWBL	106.5 FM	WASHINGTON