


Liberals 39, Conservatives 30, NDP 18, Green 6 in latest Nanos federal tracking

*Nanos Weekly Tracking, ending July 21st, 2017
(released July 25th, 2017 - 6 am Eastern)*



At a glance



Ballot – The latest Nanos federal ballot tracking has the Liberals at 39.0 per cent support, followed by the Conservatives at 30.3 per cent, the NDP at 18.4 per cent, the BQ at 4.2 per cent and the Greens at 6.2 per cent.

Accessible Voters – Asked whether they would consider voting for each of the federal parties, 55.3 per cent of Canadians say they would consider voting Liberal while 43.8 per cent would consider voting Conservative. Almost four in ten Canadians (38.9%) would consider voting NDP while 33.4 per cent and 28.4 per cent of Canadians would consider voting for the BQ and Green parties respectively.

Preferred Prime Minister – Nanos tracking has Trudeau as the preferred choice as PM at 45.4 per cent of Canadians followed by Scheer (20.8%), Mulcair (10.1%) and May (5.5%). Seventeen per cent of Canadians were unsure who they preferred.

Qualities of a Good Political Leader – Six of ten Canadians (64.1%) believe Trudeau has the qualities of a good political leader while 49.3 per cent believe Mulcair has the qualities of a good political leader. More than one in three Canadians (35.8%) say Scheer has the qualities of a good political leader, while 36.4 per cent believe the same about May. One in four (23.0%) said Martine Ouellet has the qualities of a good political leader (QC only).

Nanos Party Power Index – The Nanos Index which is a composite of a series of measures including ballot and leadership impressions has the Liberals with 60.9 points, the Conservatives 49.2 points, the NDP 46.3 points, the Greens 33.6 points and the BQ 28.3 points (QC only).

Visit the live [Nanos data portal](#) where you can dynamically chart ballot, preferred PM and Nanos Index numbers by region, gender and age. The methodology for the weekly tracking is posted [here](#). PDFs of the polling reports are on the Nanos website.

Contact: Nik Nanos, FMRIA

Ottawa: (613) 234-4666 x 237

nnanos@nanosresearch.com

Twitter: @niknanos

Party Power Index



A national dual-frame (land+cell) random telephone survey is conducted weekly by Nanos Research using live agents.

The weekly tracking figures are based on a four-week rolling sample comprised of 1,000 interviews. To update the tracking a new week of 250 interviews is added and the oldest week dropped. The margin of error for a survey of 1,000 respondents is ± 3.1 percentage points, 19 times out of 20.

Contact: Nik Nanos
 (613) 234-4666 x 237
 nnanos@nanosresearch.com
 Twitter: @niknanos

Category order based on number of seats in the House of Commons

Nanos Tracking Data Summary

Ballot	This week	Last week	Oct 18	4 Weeks	3 Months	1 Year Ago	12 Month High	12 Month Low
			(Election Call)	Ago	Ago (Apr 21/17)			
Liberal	39.0%	38.3%	39.1%	38.3%	42.0%	45.7%	47.7%	36.8%
Conservative	30.3%	31.2%	30.5%	31.1%	30.4%	26.8%	33.0%	24.2%
NDP	18.4%	16.2%	19.7%	15.7%	19.0%	16.0%	19.0%	13.3%
Bloc	4.2%	5.9%	5.5%	6.8%	4.0%	3.6%	6.8%	3.4%
Green	6.2%	6.1%	4.6%	6.2%	2.9%	6.7%	7.6%	2.9%

Preferred Prime Minister	This week	Last week	Oct 18	4 Weeks	3 Months	1 Year Ago	12 Month High	12 Month Low
			2015	Ago	Ago (Apr 21/17)			
Trudeau	45.4%	43.9%	35.5%	46.3%	47.8%	52.3%	56.3%	43.6%
Scheer	20.8%	21.9%	29.1%	21.2%	18.6%	15.9%	21.9%	14.1%
Mulcair	10.1%	9.8%	18.9%	8.4%	9.2%	9.2%	11.6%	7.4%
Ouellet	1.4%	1.4%	1.8%	1.0%	0.2%	0.5%	2.0%	0.2%
May	5.5%	5.5%	5.2%	4.5%	5.1%	4.9%	6.1%	0.2%
Unsure	16.7%	17.4%	9.6%	18.6%	17.4%	17.2%	21.5%	14.0%

Canada Party Power Index	This week	Last week	Oct 18	4 Weeks	3 Months	1 Year Ago	12 Month High	12 Month Low
			2015	Ago	Ago (Apr 21/17)			
Liberal	60.9	59.2	58.1	59.2	61.5	66.0	68.0	58.5
Conservative	49.2	49.4	49.3	50.8	49.0	45.9	51.3	44.3
NDP	46.3	44.6	49.8	44.7	45.9	44.8	46.5	43.1
Bloc	28.3	28.2	31.5	29.2	27.4	26.4	29.8	22.6
Green	33.6	33.7	30.4	34.8	32.2	35.2	35.4	32.2

Leadership Summary



A national dual-frame (land+cell) random telephone survey is conducted weekly by Nanos Research using live agents.

The weekly tracking figures are based on a four-week rolling sample comprised of 1,000 interviews. To update the tracking a new week of 250 interviews is added and the oldest week dropped. The margin of error for a survey of 1,000 respondents is ± 3.1 percentage points, 19 times out of 20.

Contact: Nik Nanos
 (613) 234-4666 x 237
 nnanos@nanosresearch.com
 Twitter: @niknanos

Category order based on number of seats in the House of Commons

Nanos Tracking Data Summary

Party Consider	This week	Last week	Oct 18 2015	4 Weeks Ago	3 Months Ago (Apr 21/17)	1 Year Ago	12 Month High	12 Month Low
Liberal	55.3%	52.7%	54.7%	54.3%	58.3%	62.6%	66.6%	52.7%
Conservative	43.8%	42.3%	39.3%	44.8%	47.9%	39.9%	47.9%	35.2%
NDP	38.9%	37.9%	40.4%	39.1%	44.1%	38.4%	44.1%	35.8%
Bloc	33.4%	37.1%	30.4%	38.6%	38.4%	26.4%	39.9%	25.2%
Green	28.4%	28.0%	22.7%	30.6%	29.1%	30.4%	32.9%	27.2%

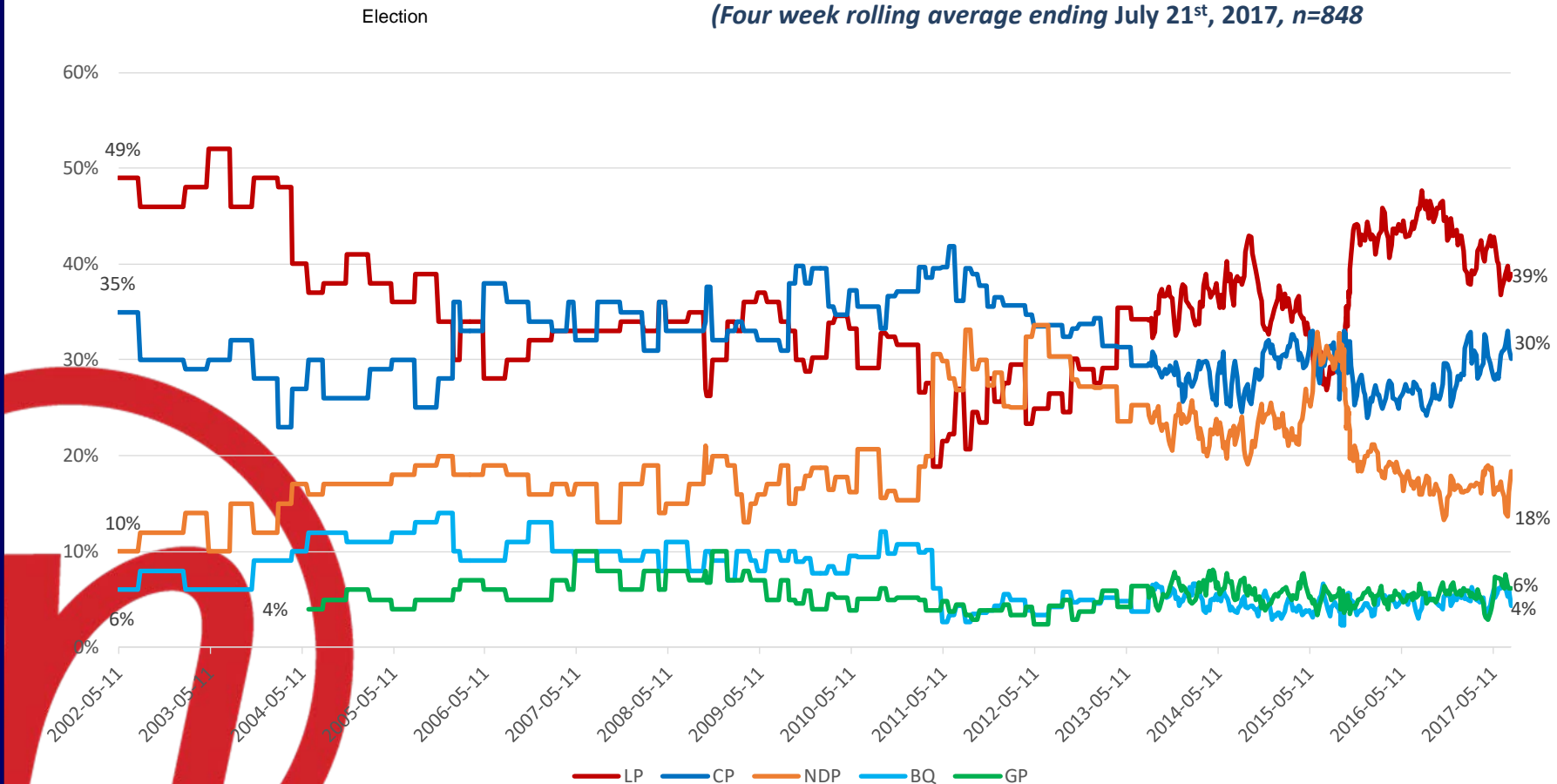
Has Qualities of a Good Political Leader	This week	Last week	Oct 18 2015	4 Weeks Ago	3 Months Ago (Apr 21/17)	1 Year Ago	12 Month High	12 Month Low
Trudeau	64.1%	62.2%	61.3%	61.8%	63.0%	70.5%	73.9%	60.6%
Scheer	35.8%	35.8%	51.8%	36.6%	38.5%	33.3%	40.4%	30.8%
Mulcair	49.3%	47.6%	57.2%	48.4%	48.9%	47.5%	52.0%	45.6%
Ouellet	23.0%	25.3%	51.2%	26.0%	26.3%	15.7%	27.1%	10.4%
May	36.4%	35.7%	36.4%	35.8%	35.2%	38.7%	40.2%	33.8%

National Ballot



Question: For those parties you would consider voting for federally, could you please rank your top two current local preferences?

Weekly Tracking – First Ranked Choice – Long Term Trend
(Four week rolling average ending July 21st, 2017, n=848)




Federal Party Accessible Voters

Nanos Weekly Tracking, ending July 21st, 2017

(released July 25th, 2017 - 6 am Eastern)



Opinion



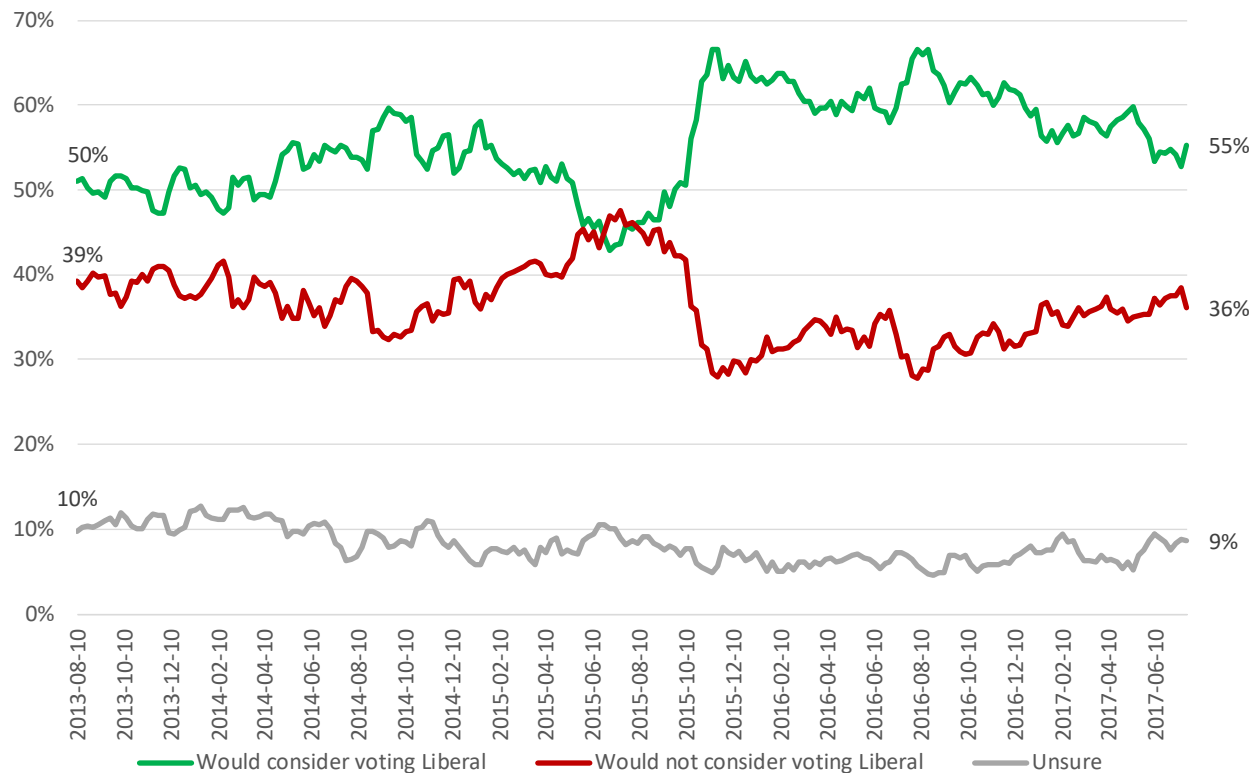
Consider Liberal



Question: For each of the following federal political parties, please tell me if you would consider or not consider voting for it.
[RANDOMIZE] Liberal Party

Contact: Nik Nanos
Ottawa: (613) 234-4666 x 237
Washington DC: (202) 697-9924
nnanos@nanosresearch.com

*National – Weekly Tracking
(Ending July 21st, 2017, n=1,000)*



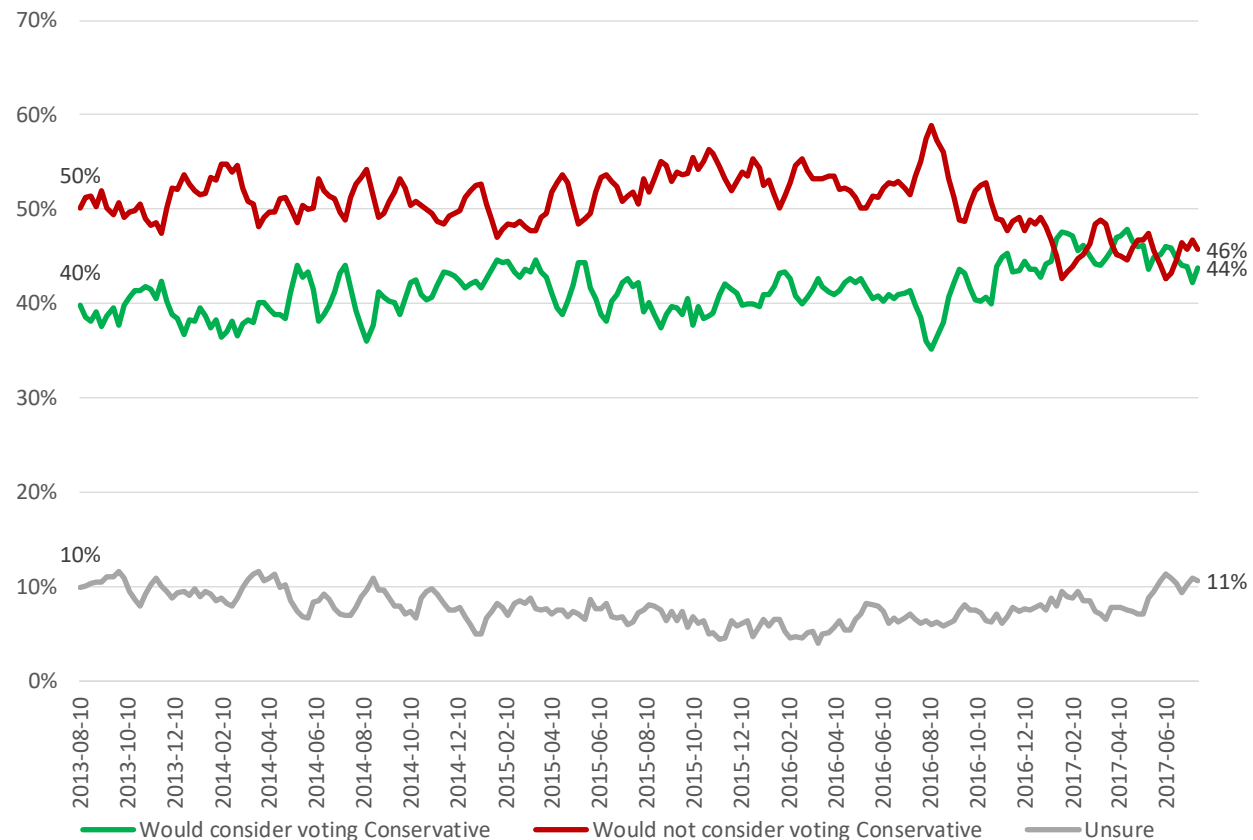
Consider Conservative



Question: For each of the following federal political parties, please tell me if you would consider or not consider voting for it.
[RANDOMIZE] Conservative Party

Contact: Nik Nanos
Ottawa: (613) 234-4666 x 237
Washington DC: (202) 697-9924
nnanos@nanosresearch.com

*National – Weekly Tracking
(Ending July 21st, 2017, n=1,000)*



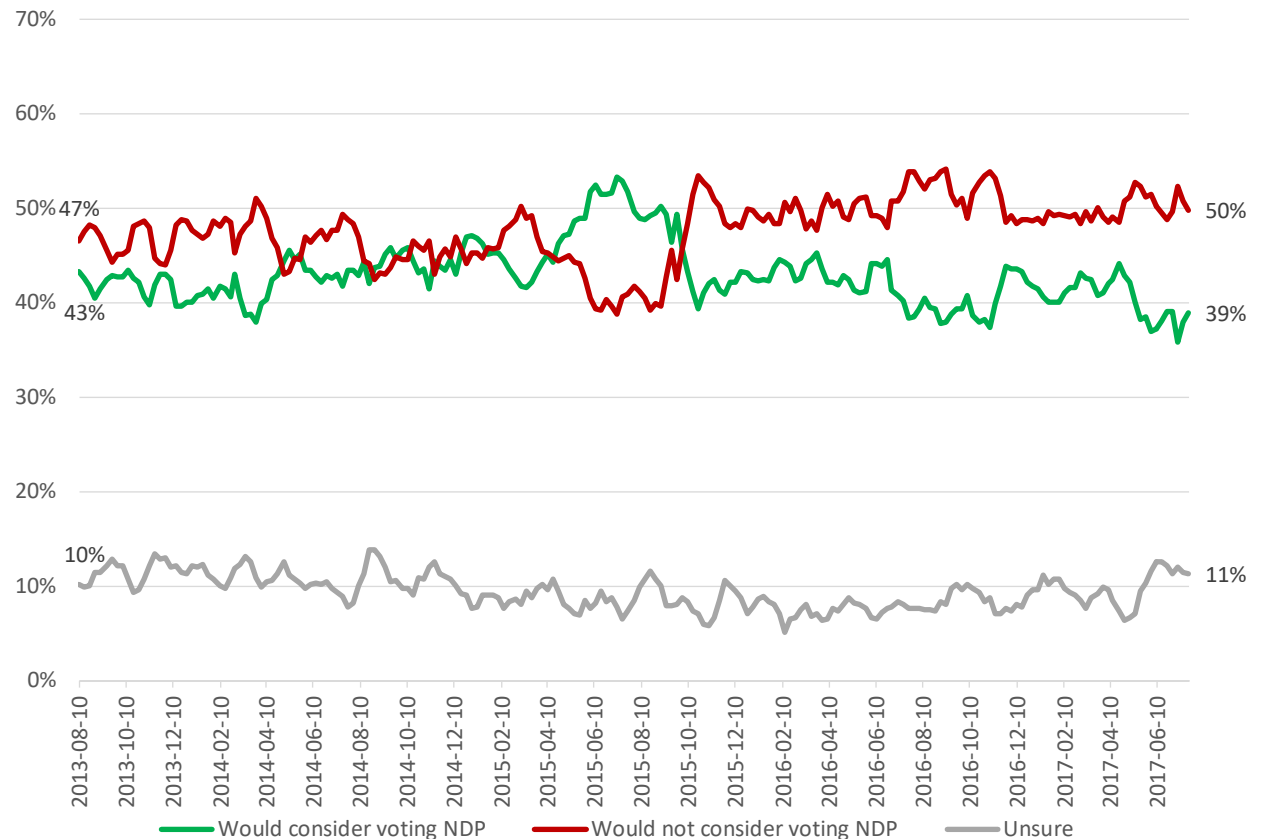
Consider NDP



Question: For each of the following federal political parties, please tell me if you would consider or not consider voting for it.
[RANDOMIZE] NDP

Contact: Nik Nanos
Ottawa: (613) 234-4666 x 237
Washington DC: (202) 697-9924
nnanos@nanosresearch.com

National – Weekly Tracking
(Ending July 21st, 2017, n=1,000)



Consider Bloc

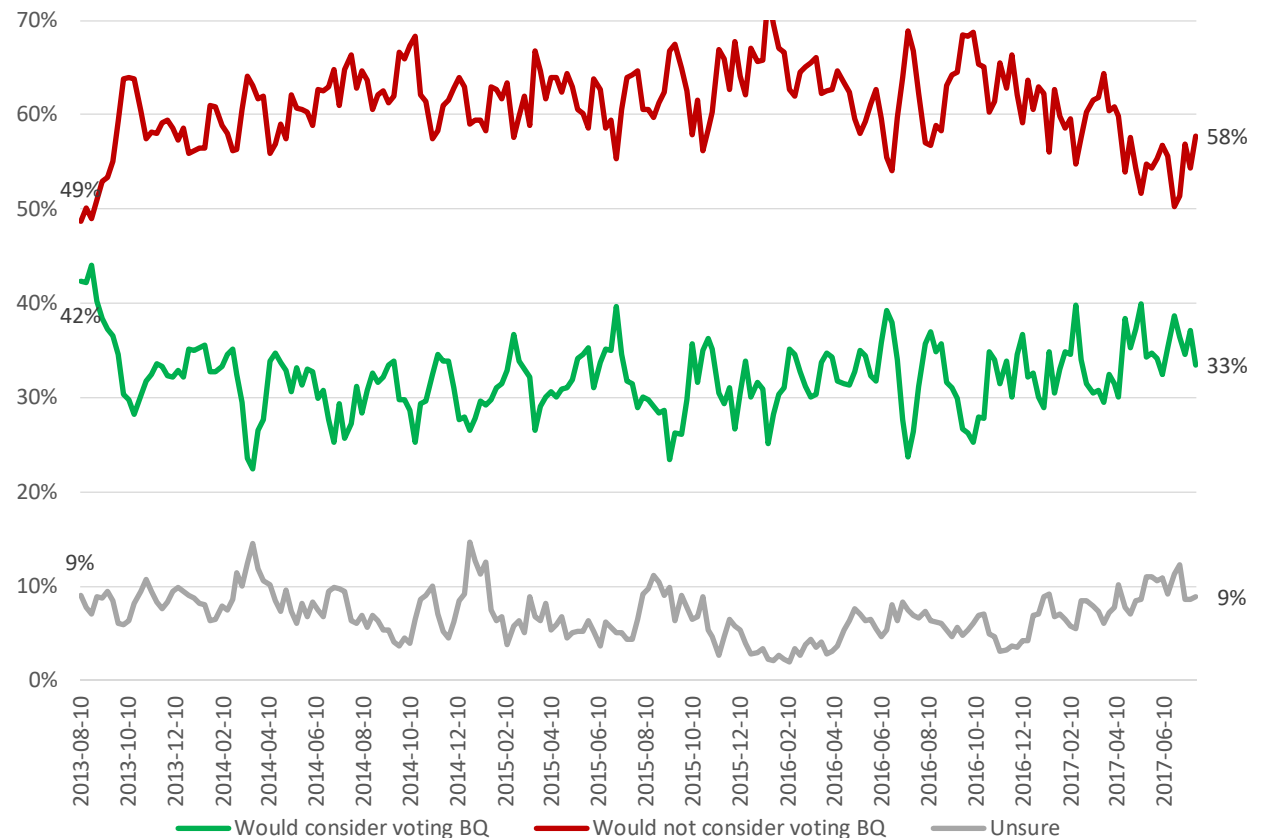


Question: For each of the following federal political parties, please tell me if you would consider or not consider voting for it.
[RANDOMIZE] Bloc Québécois

Contact: Nik Nanos

Ottawa: (613) 234-4666 x 237
Washington DC: (202) 697-9924
nnanos@nanosresearch.com

Quebec only – Weekly Tracking
(Ending July 21st, 2017, n=248)



Consider Green

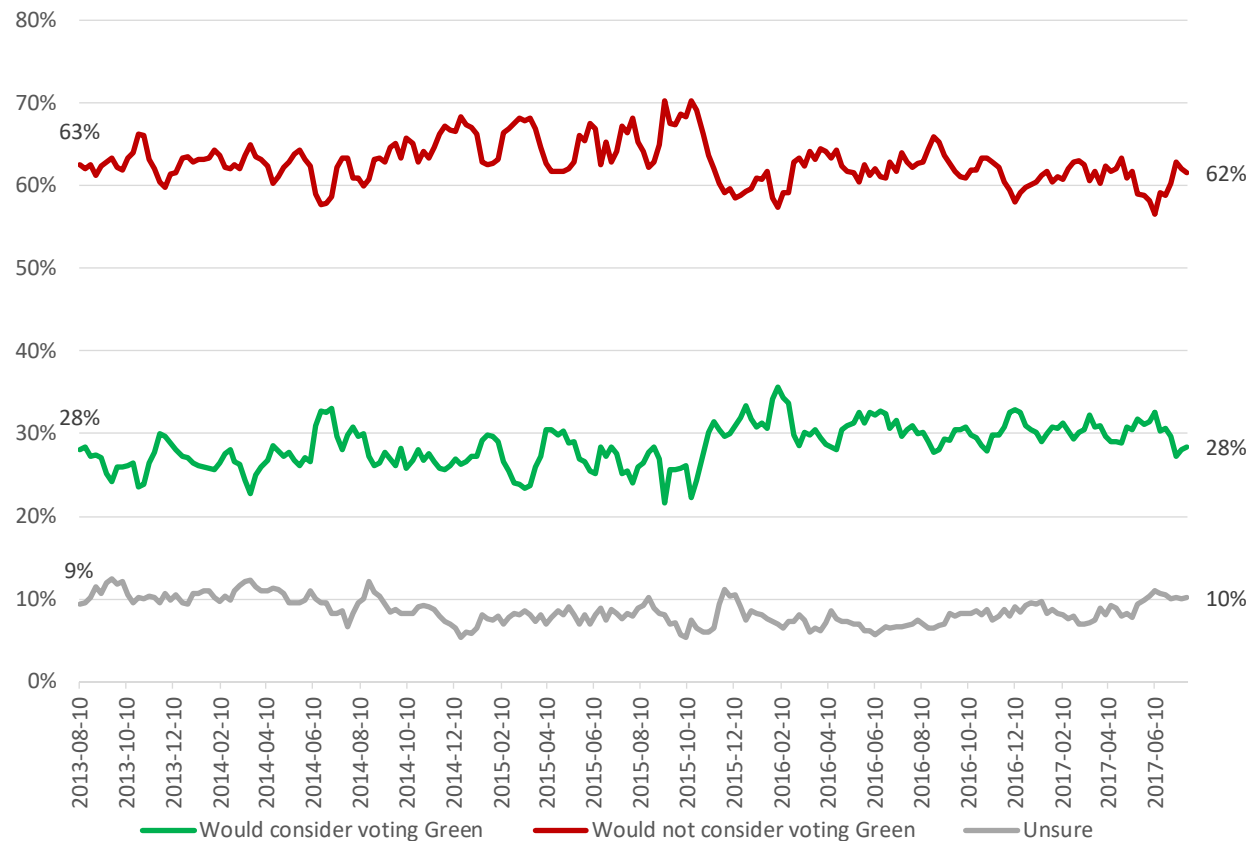


Question: For each of the following federal political parties, please tell me if you would consider or not consider voting for it.
[RANDOMIZE] Green Party

Contact: Nik Nanos


Ottawa: (613) 234-4666 x 237
Washington DC: (202) 697-9924
nnanos@nanosresearch.com

National – Weekly Tracking
(Ending July 21st, 2017, n=1,000)



Tracking on the Federal Political Leaders

*Nanos Weekly Tracking, ending July 21st, 2017
(released July 25th, 2017 - 6 am Eastern)*

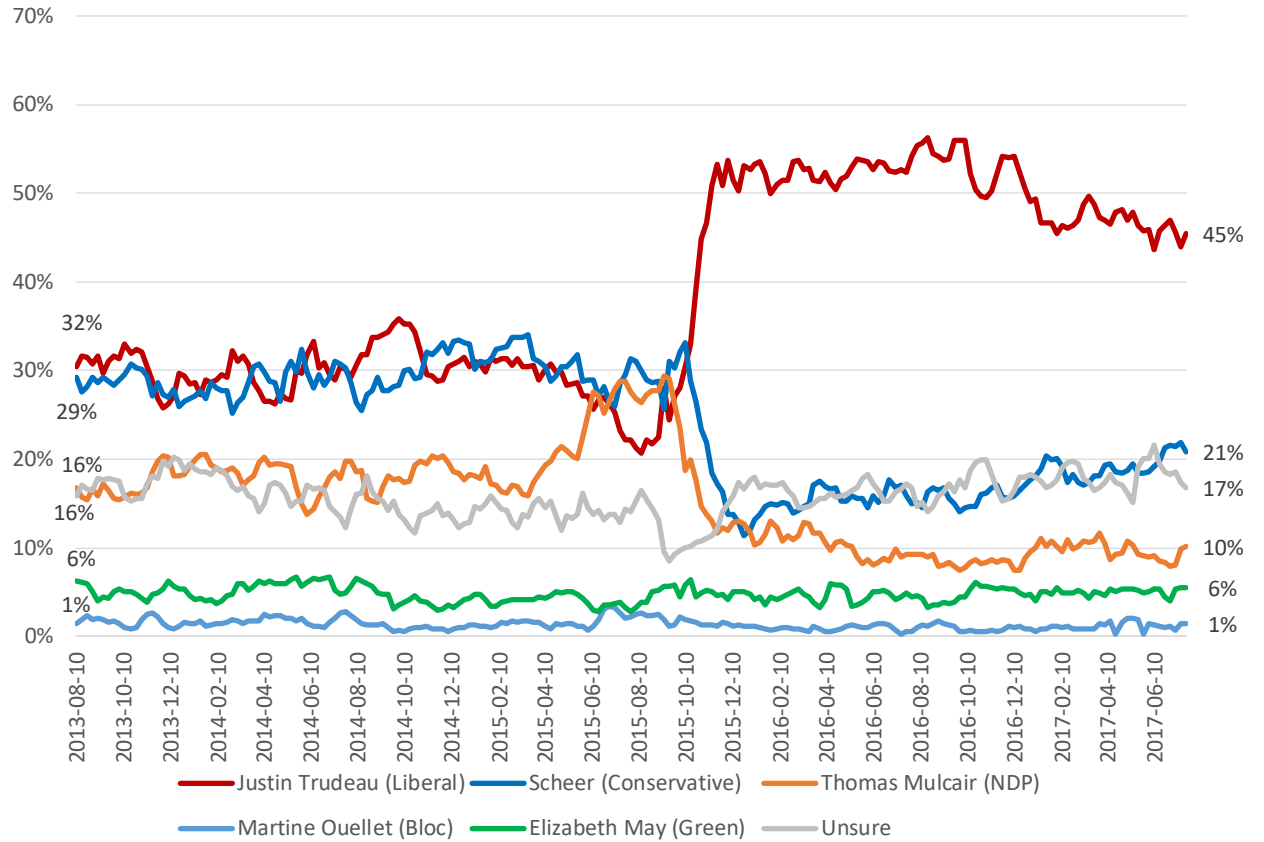




**National – Weekly Tracking – Preferred Prime Minister First Ranked Choice
(Ending July 21st, 2017, n=1,000)**

Question: Of the current federal political party leaders, could you please rank your top two current local preferences for Prime Minister? [ROTATE PARTY LEADERS]

Contact: Nik Nanos
 Ottawa: (613) 234-4666 x 237
 Washington DC: (202) 697-9924
 nnanos@nanosresearch.com



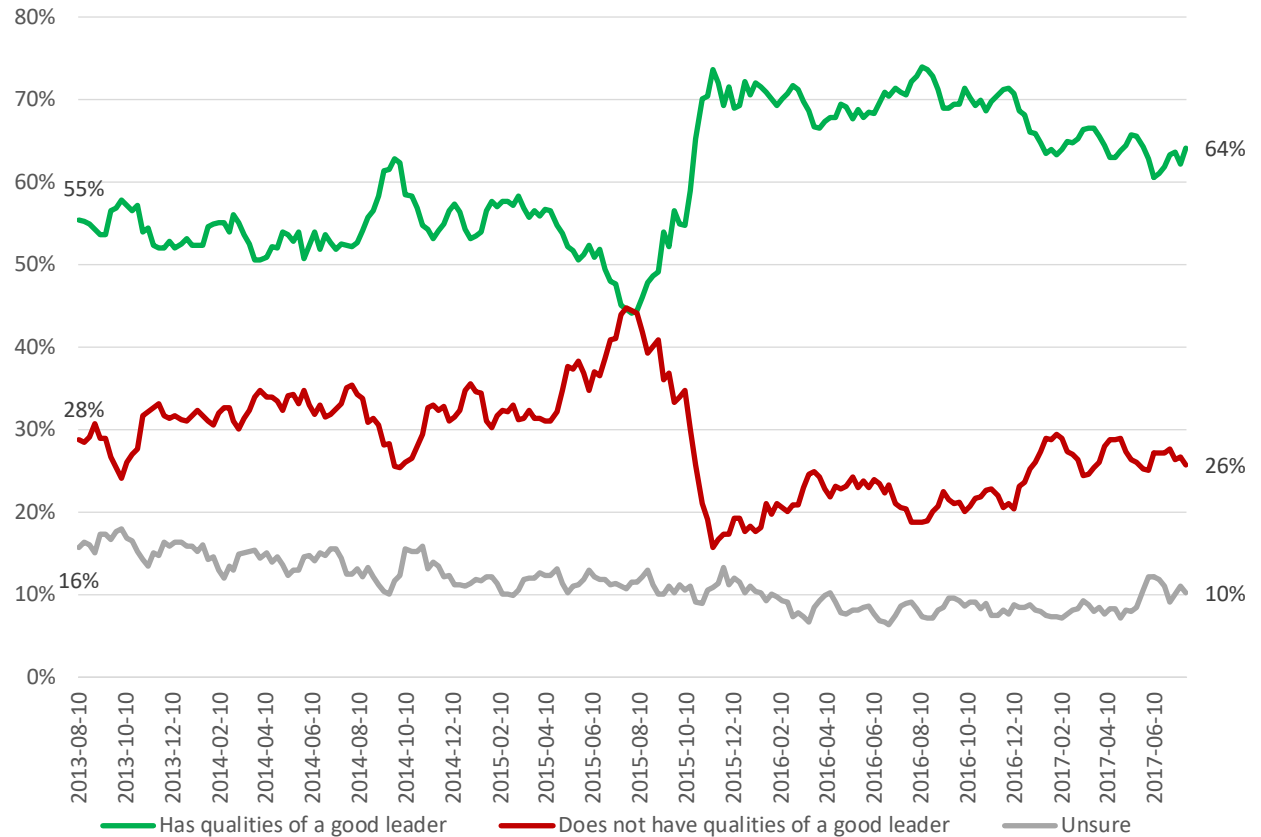
Trudeau



Question: For each of the following federal political party leaders, do you think they have or do not have the qualities to be a good political leader? [RANDOMIZE] Justin Trudeau

Contact: Nik Nanos
Ottawa: (613) 234-4666 x 237
Washington DC: (202) 697-9924
nnanos@nanosresearch.com

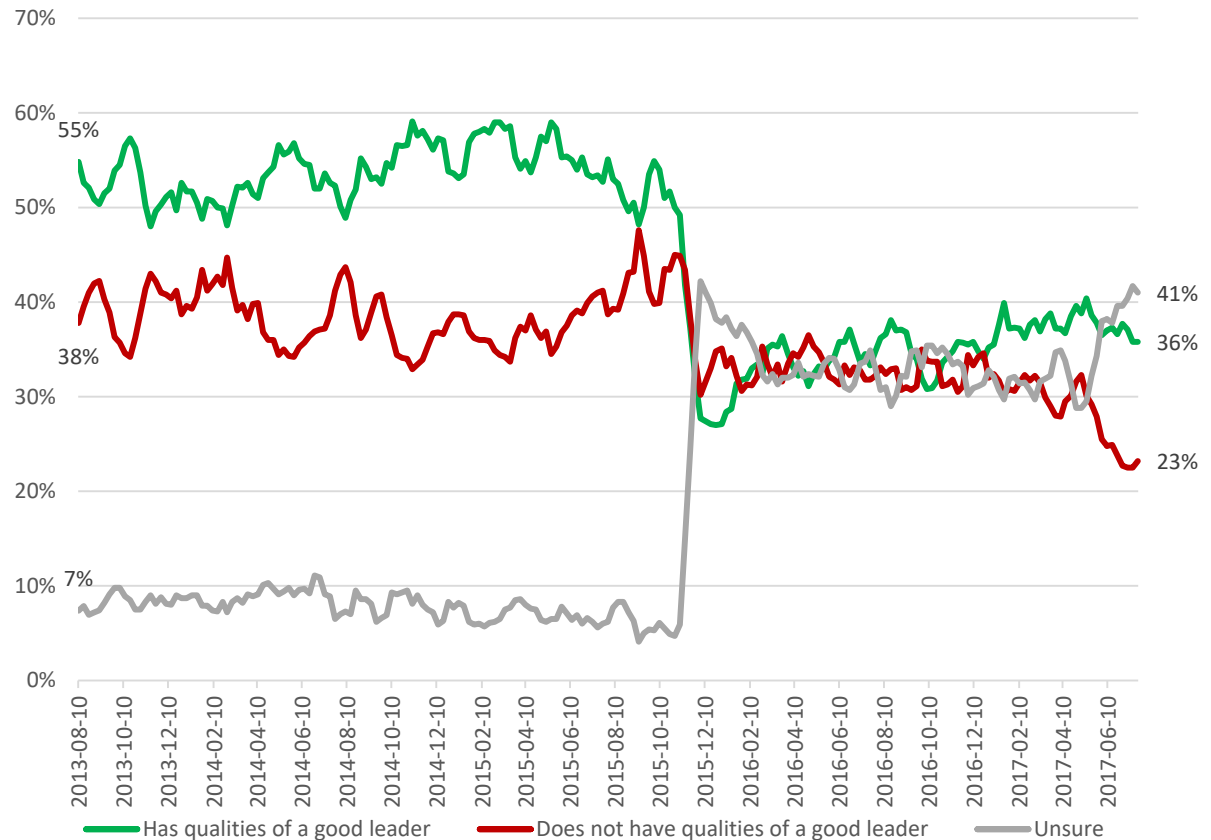
**National – Weekly Tracking – Qualities of a Good Political Leader
(Ending July 21st, 2017, n=1,000)**



Question: For each of the following federal political party leaders, do you think they have or do not have the qualities to be a good political leader? [RANDOMIZE] Andrew Scheer.

Contact: Nik Nanos
 Ottawa: (613) 234-4666 x 237
 Washington DC: (202) 697-9924
 nnanos@nanosresearch.com

**National – Weekly Tracking– Qualities of a Good Political Leader
 (Ending July 21st, 2017, n=1,000)**



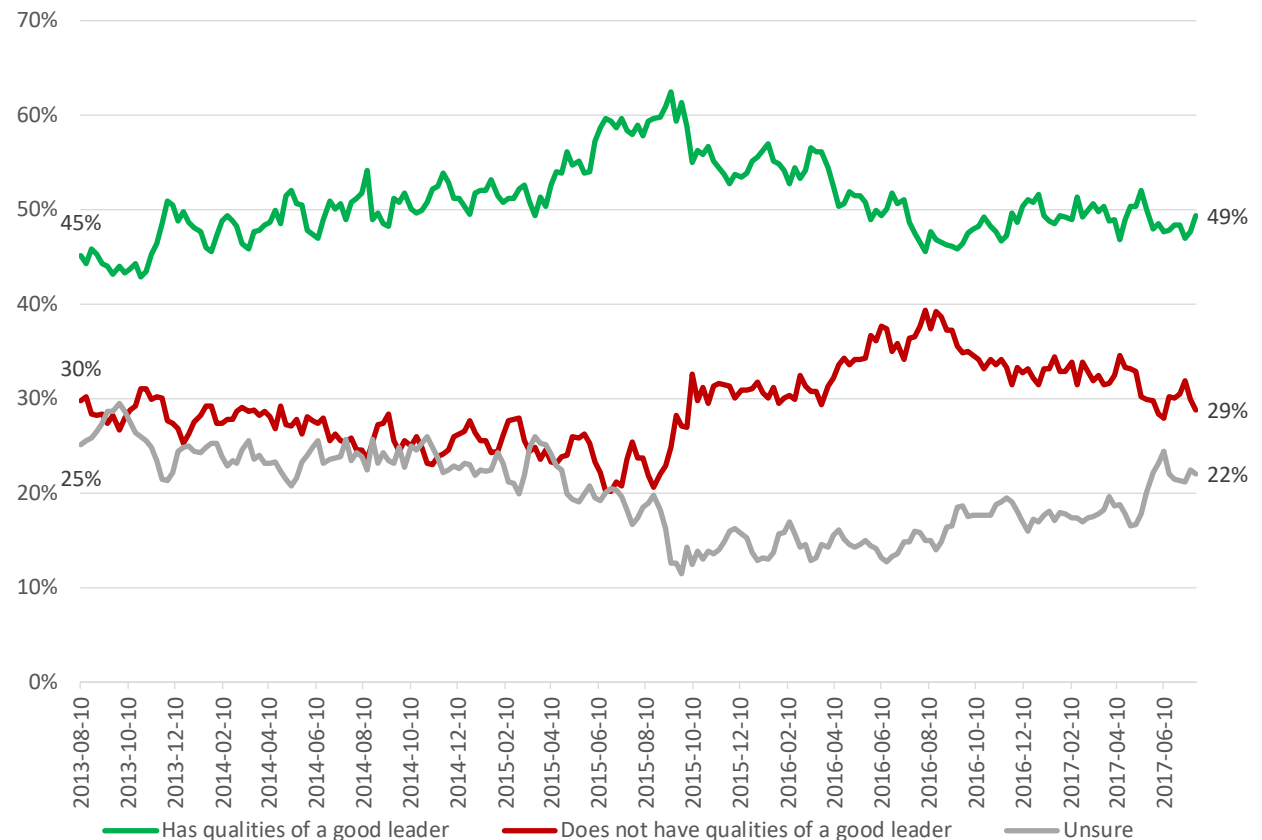
Mulcair



Question: For each of the following federal political party leaders, do you think they have or do not have the qualities to be a good political leader?
[RANDOMIZE] Thomas Mulcair

Contact: Nik Nanos
Ottawa: (613) 234-4666 x 237
Washington DC: (202) 697-9924
nnanos@nanosresearch.com

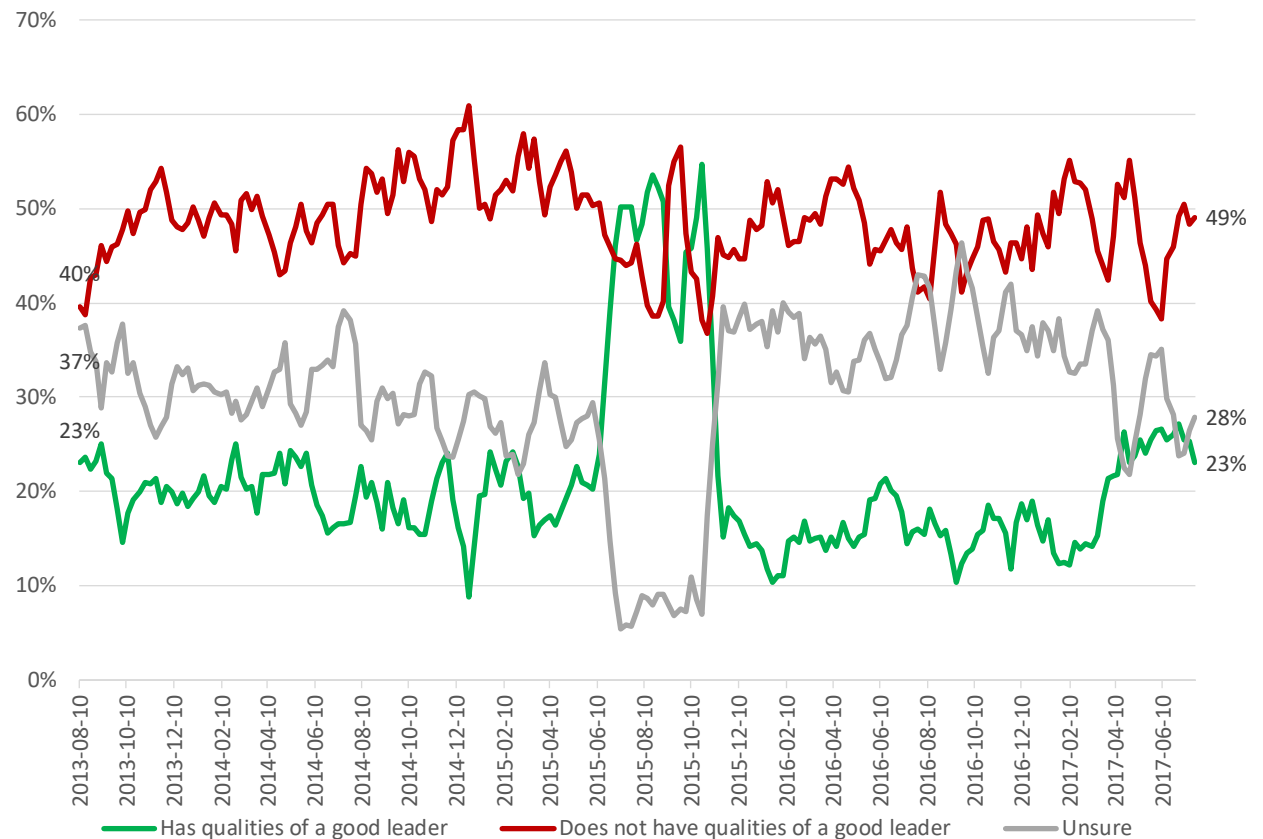
**National – Weekly Tracking– Qualities of a Good Political Leader
(Ending July 21st, 2017, n=1,000)**



**Quebec only – Weekly Tracking – Qualities of a Good Political Leader
(Ending July 21st, 2017, n=248)**

Question: For each of the following federal political party leaders, do you think they do or do not have the qualities to be a good political leader? [RANDOMIZE] Martine Ouellet

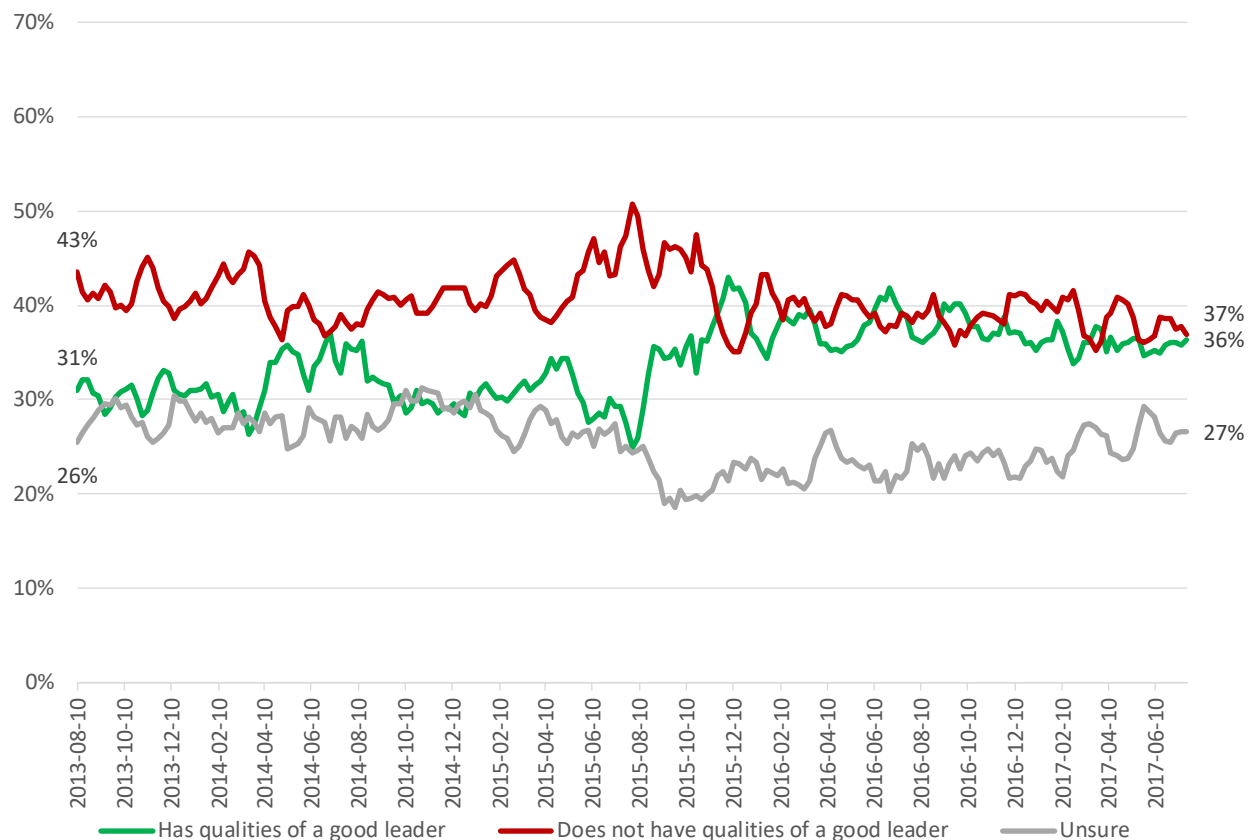
Contact: Nik Nanos
 Ottawa: (613) 234-4666 x 237
 Washington DC: (202) 697-9924
 nnanos@nanosresearch.com



National – Weekly Tracking – Qualities of a Good Political Leader (Ending July 21st, 2017, n=1,000)


Question: For each of the following federal political party leaders, do you think they have or do not have the qualities to be a good political leader? [RANDOMIZE] Elizabeth May

Contact: Nik Nanos
 Ottawa: (613) 234-4666 x 237
 Washington DC: (202) 697-9924
 nnanos@nanosresearch.com



Nanos Party Power Index

*Nanos Weekly Tracking, ending July 21st, 2017
(released July 25th, 2017 - 6 am Eastern)*



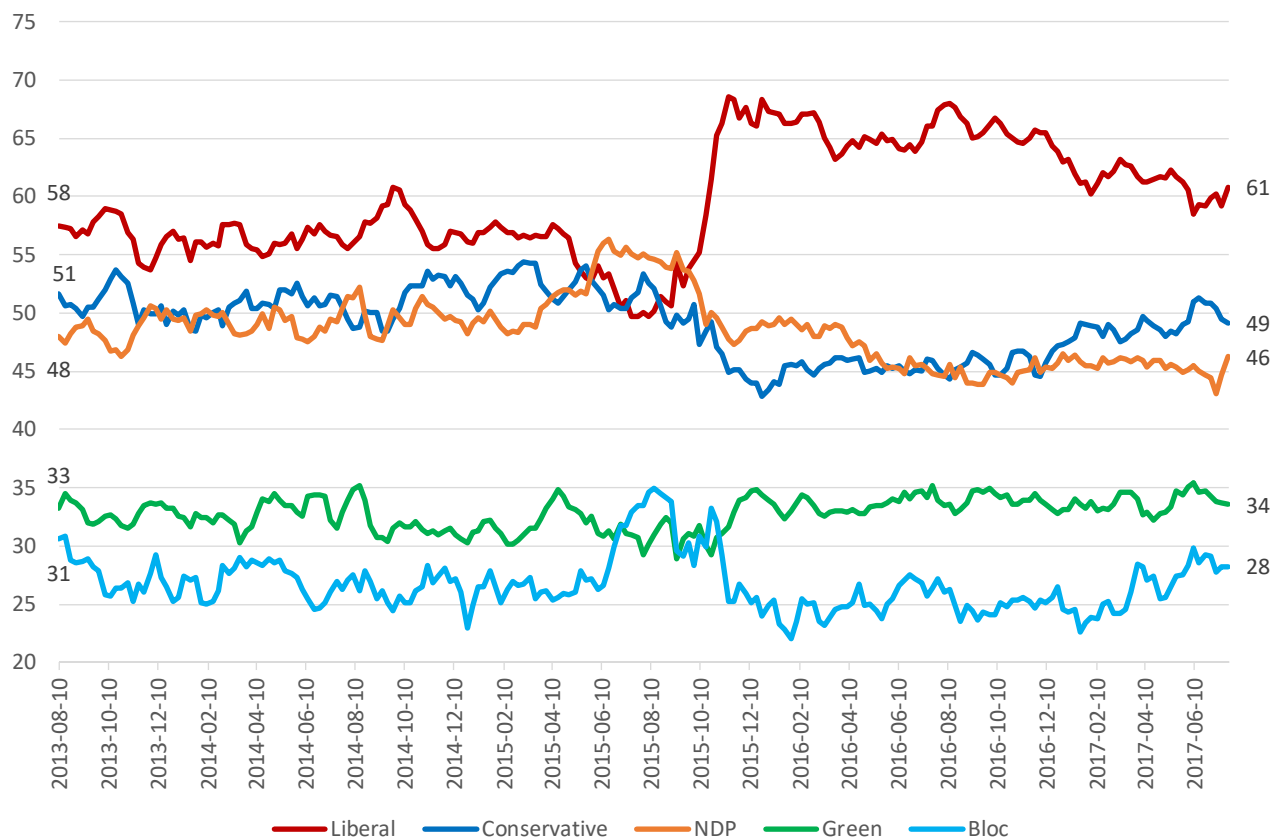
Party Power Index




The Nanos Party Power Index Tracking for Canada is based on a composite of the following public opinion measures: the national ballot, which party individuals would consider voting for, the top two choices for Prime Minister, and whether each party leader has good leadership qualities.

Contact: Nik Nanos
Ottawa: (613) 234-4666 x 237
Washington DC: (202) 697-9924
nnanos@nanosresearch.com

**Canada Weekly Index Tracking Scores
(Ending July 21st, 2017, n=1,000)**





Methodology

www.nanosresearch.com

Methodology



The Weekly Nanos Tracking is produced by the Nanos Research Corporation, headquartered in Canada, which operates in Canada and the United States. The data is based on a dual frame (land + cell-lines) random telephone interviews with 1,000 Canadians using a four week rolling average of 250 respondents each week, 18 years of age and over. The random sample of 1,000 respondents may be weighted by age and gender using the latest census information for Canada. The interviews are compiled into a four week rolling average of 1,000 interviews, where each week the oldest group of 250 interviews is dropped and a new group of 250 interviews is added.

A random telephone survey of 1,000 Canadians is accurate ± 3.1 percentage points, plus or minus, 19 times out of 20.

Since voters are not actually able to make a choice between elections, it is interesting to think about party strength and support more broadly. The Nanos Party Power Index fills this need by incorporating more information than just current vote preference.

The Nanos Party Power Index is a weekly composite measurement of federal party brands based on four questions about the federal parties and their leadership. The questions include:

- a ballot question that captures the 1st and 2nd vote preferences;
- a measure of whether the respondent would consider voting for the party;
- the 1st and 2nd preferences for Prime Minister of the current federal leaders; and,
- whether the respondent believes each current leader has the quality to be a good leader.

The views of 1,000 respondents are compiled into a diffusion brand index for each party that goes from 0 to 100, where 0 means that the party has no brand strength and 100 means it has maximum brand strength. A score above 50 is an indication of brand strength for the party and its leader at this time. The important factors in this weekly tracking include the direction of the brand strength or weakness and also the brand strength of one federal party relative to another.

Technical Note

Element	Description
Organization who commissioned the research	Nanos Research
Sample Size	1,000 randomly selected individuals; four week-rolling average of 250 interviews per week. The interviews are compiled into a four week rolling average of 1,000 interviews, where each day the oldest group of 250 interviews is dropped and a new group of 250 interviews is added.
Margin of Error	±3.1 percentage points, 19 times out of 20.
Mode of Survey	Tracking; RDD dual frame (land- and cell-lines) random telephone survey.
Sampling Method Base	The sample included both land- and cell-lines RDD (Random Digit Dialed) across Canada.
Demographics (Captured)	Atlantic Canada, Quebec, Ontario, Prairies, British Columbia; Men and Women; 18 years and older. Six digit postal code was used to validate geography.
Demographics (Other)	Age, gender, education, income
Fieldwork/Validation	Live interviews with live supervision to validate work as per the MRIA Code of Conduct
Number of Calls	Maximum of five call backs.
Time of Calls	Local time 5:00-9:00 pm, on weekends 12:00- 9:00 pm.
Field Dates	June 25 th , to July 21 st , 2017
Language of Survey	The survey was conducted in both English and French.

Element	Description
Weighting of Data	The results were weighted by age and gender using the latest Census information (2011) and the sample is geographically stratified to ensure a distribution across all regions of Canada. See tables for full weighting disclosure
Screening	Screening ensured potential respondents did not work in the market research industry, in the advertising industry, in the media or a political party prior to administering the survey to ensure the integrity of the data.
Excluded Demographics	Individuals younger than 18 years old; individuals without land or cell lines could not participate.
Stratification	By age and gender using the latest Census information (2011) and the sample is geographically stratified to be representative of Canada. Smaller areas such as Atlantic Canada were marginally oversampled to allow for a minimum regional sample.
Estimated Response Rate	Nine percent, consistent with industry norms.
Question Order	Question order in the preceding report was asked in the following order – party consideration, unprompted vote preferences, preferred Prime Minister and qualities of a good political leader.
Question Content	This was part of a weekly tracking survey. The preceding module included questions about national issues of concern and ballot preferences and economic confidence.
Question Wording	The wording of questions is as presented in the report with a randomization of the political leaders for the question involving leader qualities.
Survey Company	Nanos Research
Contact	Contact Nanos Research for more information or with any concerns or questions. http://www.nanosresearch.com Telephone:(613) 234-4666 ext. 237 Email: nnanos@nanosresearch.com.

About Nanos

Nanos is one of North America's most trusted research and strategy organizations. Our team of professionals is regularly called upon by senior executives to deliver superior intelligence and market advantage whether it be helping to chart a path forward, managing a reputation or brand risk or understanding the trends that drive success. Services range from traditional telephone surveys, through to elite in-depth interviews, online research and focus groups. Nanos clients range from Fortune 500 companies through to leading advocacy groups interested in understanding and shaping the public landscape. Whether it is understanding your brand or reputation, customer needs and satisfaction, engaging employees or testing new ads or products, Nanos provides insight you can trust.



View our brochure






Nik Nanos FMRIA

Chairman, Nanos Research Group

Ottawa (613) 234-4666 ext. 237

Washington DC (202) 697-9924

nnanos@nanosresearch.com

2015 Federal Election	NANOS Sunday, October 18 th , 2015	ELECTION Results Monday, October 19 th , 2015	Variance
 Liberal	39.1%	39.5%	0.4
	30.5%	31.9%	1.4
 NDP	19.7%	19.7%	0
 BLOC Québécois	5.5%	4.7%	0.8
 green PARTY OF CANADA	4.6%	3.4%	1.2
Other	0.5%	0.5%	0
Numbers of interviews (aggregate)	722		
Margin of error	±3.7		

Election results from Elections Canada as of 10:30am EST on October 20th, 2015.