

2019 FURMAN PALADINS



Elijah McKoy, LB



RECORD BOOK

2018 FURMAN PALADINS FOOTBALL / Paladin Stadium



Furman's Paladin Stadium, nestled beautifully on one of the nation's most beautiful campuses and boasting a scenic view of Paris Mountain, is the football home of the Paladins, having opened in 1981 to replace Sistine Stadium, which served as the site of Furman football for 45 years.

During the 2013-14 school year the school completed construction of the Pearce-Horton Football Complex, a 44,000-square foot, four-story facility that serves as the operational home for Furman football and includes a locker room for 105 players, coaches' offices, meeting rooms, sports medicine center, and "Mauldin Hall" that highlights the program's championship history. The building also features a club level and press box. Design was by McMillan, Pazdan, and Smith of Greenville, and Triangle Construction, also of Greenville, served as builder.

In addition to the construction of Pearce-Horton, another significant improvement for Paladin Stadium included the 2013 installation of a new ShawSports "Thunderbolt" playing surface, which replaced the original natural grass field. Fan game day enhancements include the addition of padded chair back seating, improved lighting, and a new public address system.

Paladin Stadium is the third home of Furman football since 1919. Manly Field, completed in that year, served as the home of Furman football until 1936, when Furman moved the site of its football contests to then-newly constructed Sistine Stadium. The first game played in Sistine Stadium — a 14-13 Furman win over Davidson — was the sixth game of the year for Furman during the 1936 season. In 1980, Furman closed its association with Sistine Stadium with a 28-15 victory over arch-rival The Citadel to win its first outright Southern Conference football championship.

Furman opened Paladin Stadium in the same fashion it did Manly and Sistine, winning the first game played within its confines. The Paladins defeated East Tennessee State, 21-0, in the stadium's inaugural and have gone on to record a 168-59-1 home record (.739), claiming 12 Southern Conference championships



Furman has posted a 168-59-1 record in Paladin Stadium and has won 11 Southern Conference championship, as well as the 1988 NCAA FCS national championship since the facility opened in 1981.

and the 1988 NCAA FCS national title along the way, including the 2018 SoCon crown.

In 1985 the stadium's field was named Eugene Stone Field in honor of Stone, who was directly responsible for the additional seats added to the stadium prior to the 1985 season that increased

the capacity to its current 16,000. In 2009 the school added a digital 13x32 video board and scoreboard.

From initial grading to completion, Paladin Stadium took two years to be realized at a cost of approximately \$2 million.

PALADIN STADIUM FACTS

Year Opened:	1981
Seating Capacity:	16,000
First Game:	Furman 21, East Tennessee State 0 September 19, 1981 (Attendance: 12,070)
First Furman Victory:	Furman 21, East Tennessee State 0 September 19, 1981
First Furman Defeat:	Chattanooga 31, Furman 28 October 2, 1981
First Touchdown:	Stanford Jennings 1 run vs. East Tennessee State — 3:59-1Q
First PAT:	Tim Tanguay vs. East Tennessee State — 3:59-1Q
First Field Goal:	Tim Tanguay 23 FG vs. Chattanooga — 5:43-1Q
Longest Win Streak:	17, (Oct. 31, 1987 — Dec. 2, 1989)
Longest SoCon Win Streak:	14, (Nov. 21, 1998 — Oct. 19, 2002)
Most Combined Points:	101, (Furman 52, Elon 49 — Nov. 3, 2007)
Largest Home Crowd:	19,058 (Furman 22, Appalachian State 18) October 10, 1981
Stadium Record:	168-59-1 (.739) in 38 seasons

FURMAN'S TOP CROWDS IN PALADIN STADIUM

Attendance	Season	Opponent	Date	Score
19,058	1981	Appalachian State	Oct. 10	22-18 W
18,617	1986	Presbyterian	Nov. 1	45-31 W
18,190	1990	The Citadel	Nov. 17	30-17 W
17,145	2004	Georgia Southern	Nov. 6	29-22 W
17,001	1989	East Tennessee State	Nov. 11	44-20 W
16,579	1991	Chattanooga	Nov. 16	24-21 W
16,464	1992	The Citadel	Nov. 21	14-20 L
16,460	1988	The Citadel	Nov. 19	30-17 W
16,125	1991	Marshall	Oct. 12	35-38 L
15,794	2002	Georgia Southern	Nov. 9	21-41 L

FURMAN VS. OPPONENTS IN PALADIN STADIUM

Team	G	W	L	T	.Pct	FU	OPP
Appalachian State	17	11	6	0	.647	441	350
Boston University	1	1	0	0	1.000	35	16
Carson-Newman	1	1	0	0	1.000	52	7
Central Florida	1	1	0	0	1.000	42	6
Chattanooga	18	12	7	0	.632	520	439
The Citadel	18	13	5	0	.722	567	366
Coastal Carolina	4	1	3	0	.250	138	139
Colgate	1	1	0	0	1.000	45	15
Connecticut	1	1	0	0	1.000	26	17
Davidson	4	4	0	0	1.000	235	24
Delaware	2	2	0	0	1.000	44	28
East Tennessee State	13	12	1	0	.923	463	245
Eastern Kentucky	1	0	1	0	.000	10	23
Elon	12	7	5	0	.583	405	235
Gardner-Webb	3	3	0	0	1.000	106	34
Georgia Southern	11	4	7	0	.364	227	282
Hofstra	2	1	1	0	.500	68	72
Howard	1	1	0	0	1.000	56	14
Idaho	1	1	0	0	1.000	38	7
Jacksonville State	2	2	0	0	1.000	66	20
James Madison	2	1	1	0	.500	30	24
Kennesaw State	1	0	1	0	.000	42	52
Lehigh	1	1	0	0	1.000	34	17
Liberty	3	3	0	0	1.000	100	34
Marshall	8	6	2	0	.750	234	134
Mars Hill	2	2	0	0	1.000	96	24
Massachusetts	1	0	1	0	.000	23	30
Mercer	2	1	1	0	.500	48	48
Nevada	1	1	0	0	1.000	35	12
Newberry	4	3	1	0	.750	156	41
Nicholls State	1	1	0	0	1.000	14	12
Presbyterian	13	13	0	0	1.000	573	185
Rhode Island	1	1	0	0	1.000	59	15
Richmond	1	1	0	0	1.000	31	17
Samford	8	4	4	0	.500	207	235
South Carolina State	9	8	1	0	.889	221	97
Stephen F. Austin	1	0	1	0	.000	19	21
VMI	12	12	0	0	1.000	502	127
Western Carolina	20	14	6	0	.700	600	379
West Georgia	1	1	0	0	1.000	24	7
Western Kentucky	1	1	0	0	1.000	24	20
William & Mary	3	2	1	0	.667	84	44
Wofford	16	12	3	1	.781	493	239
Youngstown State	1	1	0	0	1.000	42	23



RUSHING

Most Attempts

Furman: 72 vs. Carson-Newman, 1983
Opponent: 71 by Georgia Southern, 2004 & '10

Fewest Attempts

Furman: 27 vs. Western Carolina, 1983
Opponent: 8 by Rhode Island, 1985

Most Yards

Furman: 521 vs. Davidson, 1984
Opponent: 453 by The Citadel, 1994

Fewest Yards

Furman: 18 vs. Western Carolina, 1983
Opponent: 4 by Presbyterian, 2001

Most Touchdowns

Furman: 8 vs. Davidson, 1982
8 vs. VMI, 1999
Opponent: 7 by The Citadel, 1994

PASSING

Most Attempts

Furman: 50 vs. Samford, 1916
Opponent: 90 by Rhode Island, 1985

Fewest Attempts

Furman: 6 vs. South Carolina State, 1998
Opponent: 3 by The Citadel, 1994

Most Completions

Furman: 30 vs. Samford, 2016
Opponent: 45 by Rhode Island, 1995

Fewest Completions

Furman: 1 vs. Presbyterian, 1988
1 vs. South Carolina State, 1998
Opponents: 1 by Georgia Southern, 1992
1 by The Citadel, 1994

Most Yards

Furman: 365 vs. Coastal Carolina, 2015
Opponent: 534 by Elon, 2007

Fewest Yards

Furman: 10 vs. Presbyterian, 1988
10 vs. South Carolina State, 1998
Opponent: 0 by Georgia Southern, 1993

Most Passes Had Intercepted

Furman: 4 by Western Carolina, 1984
4 by Western Carolina, 1986
4 by East Tennessee State, 1998
Opponent: 7 vs. Rhode Island, 1985

TOTAL OFFENSE

Most Attempts

Furman: 102 vs. Hofstra, 2005
Opponent: 102 by Chattanooga, 2010
102 by Samford, 2013

Fewest Attempts

Furman: 45 vs. Appalachian State, 2001
Opponent: 45 by Marshall, 1983

Most Yards

Furman: 632 vs. Davidson, 1984
Opponent: 569 by Georgia Southern, 1998

Fewest Yards

Furman: 182 vs. Presbyterian, 2013
Opponent: 109 by Presbyterian, 1988

SCORING

Most Points, Quarter

Furman: 35 (2Q) vs. Davidson, 1982
35 (1Q) vs. Elon, 2002
Opponent: 34 (4Q) by East Tennessee State, 1997

Most Points

Furman: 65 vs. VMI, 2001
Opponent: 58 by East Tennessee State, 1997

Fewest Points

Furman: 0 vs. South Carolina State, 1982
0 vs. Georgia Southern, 1992
Opponent: 0 by 13 opponents

Most Combined Points

101 (Furman 52, Elon 49), 2007

Fewest Combined Points

13 (Wofford 7, Furman 6), 2003

KICK SCORING

Most Field Goals Attempted

Furman: 5 vs. Western Carolina, 1986
Opponent: 6 by Appalachian State, 1991

Most Field Goals Made

Furman: 4 vs. Connecticut, 1993
4 vs. Samford, 2018
Opponent: 4 by Appalachian State, 1991

Most Extra Points Attempted

Furman: 9 vs. Davidson, 1982
9 vs. VMI, 2001
Opponent: 8 by East Tennessee State, 1997

Most Extra Points Made

Furman: 9 vs. Davidson, 1982
Opponent: 7 vs. The Citadel, 1994
7 by East Tennessee State, 1997
7 by Elon, 2007
7 by Kennesaw State, 2016

FIRST DOWNS

Most First Downs

Furman: 32 vs. Newberry, 2000
Opponent: 33 by Chattanooga, 2010

Fewest First Downs

Furman: 12 vs. Western Carolina, 1983
12 vs. Elon, 2000
Opponent: 2 by VMI, 1999

TIME OF POSSESSION

Most Time Of Possession

Furman: 39:19 vs. Western Carolina, 1988
Opponents: 40:49 by VMI, 1992

Least Time Of Possession

Furman: 19:11 vs. VMI, 1992
Opponents: 20:41 by Western Carolina, 1988

TURNOVERS

Most Fumbles

Furman: 7 vs. Mars Hill, 1985
7 vs. Appalachian State, 1983
Opponents: 8 by Appalachian State, 2013

Most Fumbles Lost

Furman: 4 vs. Newberry, 1985
4 vs. East Tennessee State, 1985
4 vs. Mars Hill, 1985
4 vs. Chattanooga, 1985
4 vs. Elon, 2000
4 vs. Appalachian State, 2003
Opponent: 4 by Western Carolina, 1982
4 by Appalachian State, 2003
4 by Appalachian State, 2013

Most Turnovers

Furman: 7 (3 FUM, 4 INT) vs. Western Carolina, 1986
Opponent: 7 (4 FUM, 3 INT) by Western Carolina, 1982

PENALTIES

Most Yards Penalized

Furman: 122 vs. Liberty, 1981
Opponent: 142 by Chattanooga, 2004

Fewest Yards Penalized

Furman: 3 vs. James Madison, 2004
Opponent: 5 by Marshall, 1985
5 by Appalachian State, 1985
5 by Chattanooga, 1987
5 by Appalachian State, 1999

PUNTS

Most Punts

Furman: 12 vs. Appalachian State, 1991
Opponent: 12 by South Carolina State, 1996

Fewest Punts

Furman: 0 vs. VMI, 2001
Opponent: 2 by six opponents

DEFENSE

Most Quarterback Sacks

Furman: 9 vs. Lehigh, 2001
Opponent: 11 by Appalachian State, 1995

ATTENDANCE

Largest Crowd

Conference: 19,058 vs. Appalachian State, 1981
Non-Conference: 18,617 vs. Presbyterian, 1986

Smallest Crowd

Conference: 4,117 vs. Western Carolina, 2015
Non-Conference: 1,022 vs. S.C. State, 2015

Highest Average Attendance, Season

15,207, 1990

Lowest Average Attendance Season

5,771, 2016



RUSHING

Most Attempts

Furman: 34, Louis Ivory vs. Presbyterian, 2001
 Opponents: 36, Marcell Shipp, Massachusetts, 1999
 36, Jaybo Shaw, Georgia Southern, 2010

Most Yards

Furman: 301, Louis Ivory vs. Georgia Southern, 2000
 Opponents: 219, Greg Hill, Georgia Southern, 1998

Most Touchdowns

Furman: 6, Jerome Felton vs. Western Carolina, 2006
 Opponents: 4, Terrance Rivers, The Citadel, 1994
 4, Greg Hill, Georgia Southern, 1998
 4, Armanti Edwards, Appalachian State, 2009

Longest Rush

Furman: 88, Robbie Gardner vs. Central Florida, 1988
 88, Louis Ivory vs. William & Mary, 2000
 Opponents: 83, Jayson Foster, Georgia Southern, 2006

PASSING

Most Attempts

Furman: 50, Reese Hannon vs. Samford, 2016
 Opponents: 78, Tom Ehrhardt, Rhode Island, 1985

Most Completions

Furman: 30, Reese Hannon vs. Samford, 2016
 Opponents: 44, Andy Summerlin, Samford, 2013

Most Yards

Furman: 365, Reese Hannon vs. Coastal Carolina, 2015
 Opponents: 534, Scott Riddle, Elon, 2007

Most Touchdowns

Furman: 7, Chris Forcier vs. Presbyterian, 2011
 Opponents: 5, Tyrie Adams, Western Carolina, 2018

Longest Pass

Furman: 92, David Charpia to Chas Fox vs. East Tennessee State, 1983
 Opponents: 84, Grayson Mullins to Cheteyune Reeder, Presbyterian, 2007

TOTAL OFFENSE

Most Attempts

Furman: 60, Reese Hannon vs. Samford, 2016
 Opponents: 80, Tom Ehrhardt, Rhode Island, 1985

Most Yards

Furman: 400, Reese Hannon vs. Coastal Carolina, 2015
 Opponents: 516, Scott Riddle, Elon, 2007

Most Touchdown Responsibilities

Furman: 8, Chris Forcier (7 pass, 1 rush) vs. Presbyterian, 2011
 Opponents: 6, Scott Riddle (3 rush, 3 pass), Elon, 2007
 6, Armanti Edwards (4 rush, 2 pass), Appalachian State, 2009

SCORING

Most Points

Furman: 36, Jerome Felton vs. Western Carolina, 2006
 Opponents: 24, Terrance Rivers, The Citadel, 1994
 24, Greg Hill, Georgia Southern, 1998
 24, Armanti Edwards, Appalachian State, 2009

Most Touchdowns

Furman: 6, Jerome Felton vs. Western Carolina, 2006
 Opponents: 4, Terrance Rivers, The Citadel, 1994
 4, Greg Hill, Georgia Southern, 1998
 4, Armanti Edwards, Appalachian State, 2009

Most Points

Furman: 13, Mike Wood vs. The Citadel, 1986
 Opponents: 12, Jay Millson, Appalachian State, 1991

Most Extra Point Attempts

Furman: 9, Tim Tanguay vs. Davidson, 1982
 9, Glen Connally vs. Presbyterian, 1990
 9, Danny Marshall vs. VMI, 2001
 Opponents: 8, Jerry Chapman, East Tennessee State, 1997

Most Extra Points Made

Furman: 9, Tim Tanguay vs. Davidson, 1982
 9, Glen Connally vs. Presbyterian, 1990
 Opponents: 7, Justin Skinner, The Citadel, 1994
 7, Jerry Chapman, East Tennessee State, 1997
 7, Andrew Wilcox, Elon, 2007
 7, J. Thompson, Kennesaw State, 2016

Most Field Goals Attempted

Furman: 5, Mike Wood vs. Western Carolina, 1986
 Opponents: 6, Jay Millson, Appalachian State, 1991

Most Field Goals Made

Furman: 4, Jim Richter vs. Connecticut, 1993
 4, Grayson Atkins vs. Samford, 2018
 Opponents: 4, Jay Millson, Appalachian State, 1991

Longest Field Goals

Furman: 54, Scott Beckler vs. Presbyterian, 2007
 Opponents: 57, Eddie Taylor, Newberry, 1985
 57, David Marvin, Wofford, 2016

RECEIVING

Most Receptions

Furman: 9, Justin Stepp vs. Chattanooga, 2006
 9, Adam Mims vs. Elon, 2009
 9, Colin Anderson vs. Samford, 2011
 9, Will King vs. Coastal Carolina, 2012
 9, Will King vs. Chattanooga, 2012
 9, Andrej Suttles vs. Wofford, 2013
 Opponents: 16, Terrell Hudgins, Elon, 2007
 16, Terrell Hudgins, Elon, 2009

Most Yards

Furman: 189, Grant Brigham vs. Gardner-Webb, 2005
 Opponents: 274, Joel Bradford, Chattanooga, 2010

Most Touchdowns

Furman: 3 by Isaac West vs. Elon, 2002
 Opponents: 3, Jeff Johnson, East Tennessee State, 1993
 3, Karel Hamilton, Samford, 2016

LONGEST PLAYS

Longest Kickoff Returns

Furman: 100, Brian Bratton vs. Appalachian State, 2001
 100, Brian Bratton vs. Wofford, 2001
 100, Jerodis Williams vs. Western Carolina, 2012
 Opponents: 100, Devin Brown, Coastal Carolina, 2015

Longest Punt Returns

Furman: 63, R.J. Webb vs. Coastal Carolina, 2007
 Opponents: 54, Joseph Jefferson, Western Kentucky, 2001

Longest Interception Returns

Furman: 98, Gary Wilkins vs. Appalachian State, 2013
 Opponents: 75, Kelvin Edwards, East Tennessee State, 1983

Longest Punts

Furman: 70, Ingle Martin vs. Nicholls State, 2005
 70, Trent Hawk vs. Georgia Southern, 2008
 Opponents: 71, Bryan Claybourne, Western Kentucky, 2001

Longest Fumble Returns

Furman: 89, Ryan Steed vs. Georgia Southern, 2010
 Opponents: 77, Tony Robertson, Presbyterian, 1990



INDIVIDUAL

Most Attempts

Game: 41, Louis Ivory vs. East Tennessee State, 2000
Game (Opponent): 39, Floyd Allen, VMI, 1979
Season: 286, Louis Ivory, 2001
Career: 847, Louis Ivory, 1998-01

Most Yards Per Attempt

Season: 7.3, Robbie Gardner, 1984
Career: 6.6, Brothel Cole, 1978-81

Most Yards

Game: 301, Louis Ivory vs. Georgia Southern, 2000
Game (Opponent): 246, Floyd Allen, VMI, 1979
Two Games: 528, Louis Ivory, 2000 (227 vs. East Tennessee State, 301 vs. Georgia Southern)
Three Games: 742, Louis Ivory, 2000 (214 vs. The Citadel, 227 vs. East Tennessee State, 301 vs. Georgia Southern)
Season: 2,079, Louis Ivory, 2000
As A Freshman: 916, Larry Robinson, 1973
As A Sophomore: 1,376, Louis Ivory, 1999
As A Junior: 2,079, Louis Ivory, 2000
As A Senior: 1,555, Carl Tremble, 1992
Career: 5,353, Louis Ivory, 1998-01

Most Yards (Fullback)

Game: 189, Bob Buzzell vs. Lehigh, 1965
Season: 940, Jerome Felton, 2005
As A Freshman: 535, Dennis Williams, 1981
As A Sophomore: 940, Jerome Felton, 2005
As A Junior: 707, Jerome Felton, 2006
As A Senior: 757, Ed Jasonek, 1950
Career: 2,652, Jerome Felton, 2004-07

Most Yards (Quarterback)

Game: 153, Keith Moore vs. Western Carolina, 1986
Season: 640, Justin Hill, 1999
As A Freshman: 367, David Whitehurst, 1973
As A Sophomore: 390, Justin Hill, 1998
As A Junior: 640, Justin Hill, 1999
As A Senior: 497, Renaldo Gray, 2007
Career: 1,741, Justin Hill, 1997-00

Most Yards Per Game

Season: 189.0, Louis Ivory, 2000
Career: 127.4, Louis Ivory, 1998-01

Most 100-Yard Performances

Season: 10, Carl Tremble, 1992
 10, Louis Ivory, 2000-01
Career: 28, Louis Ivory, 1998-01
Consecutive: 9, Carl Tremble, 1992
 9, Louis Ivory, 2000-01

Most 200-Yard Performances

Season: 5, Louis Ivory, 2000
Career: 6, Louis Ivory, 1998-01
Consecutive: 3, Louis Ivory, 2000

Most Touchdowns

Game: 6, Jerome Felton vs. Western Carolina, 2006
Game (Opponent): 4, Terrance Rivers, The Citadel, 1994
 4, Greg Hill, Georgia Southern, 1998
 4, Armanti Edwards, Appalachian State, 2009
 4, Eric Breitenstein, Wofford, 2010
Season: 23, Jerome Felton, 2006
Career: 63, Jerome Felton, 2004-07

Longest Rush

Furman: 93, Russ Sutton vs. Presbyterian, 1951
Opponent: 95, Sammie Smith, Florida State, 1987

TEAM

Most Attempts, Game

Furman: 72 vs. Appalachian State, 1982
 72 vs. Carson-Newman, 1983
Opponent: 80 by Georgia Southern, 2005

Most Yards, Game

Furman: 521 vs. Davidson, 1984
Opponents: 524 by Auburn, 1956

Fewest Yards, Game

Furman: (-40) vs. Wofford, 1968
Opponents: (-52) by George Washington, 1959

Most Yards Per Attempt, Season

Furman: 5.9, 2000
Opponents: 5.5, 1994

Most Yards Per Game, Season

Furman: 307.4, 2000
Opponents: 257.7, 1994

Fewest Yards Per Game, Season

Furman: 79.6, 1968
Opponents: 92.5, 1988

Most Touchdown Rushes, Season

Furman: 42, 1999 & 2005
Opponents: 32, 1994



Louis Ivory

2019 FURMAN PALADINS FOOTBALL / Rushing



LONGEST RUSHING PLAYS

Player	Year	Site-Opponent (Score)	Yards
Russ Sutton	1951	h-Presbyterian (39-0)	93
Jerodis Williams	2012	h-Western Carolina (45-24)	89
Mike Glenn	1980	a-Appalachian State (21-20)	88
Robbie Gardner	1984	a-Marshall (38-28)	88
Robbie Gardner	1984	h-Central Florida (42-6)	88
Louis Ivory	2000	h-William & Mary (34-10)	88
Paul Gwinn	1937	h-Wofford (58-0)	85
Chris Forcier	2010	h-Colgate (45-15)	85
Larry Robinson	1976	h-East Carolina (17-10)	84
Mark Stowers	1977	h-East Tennessee State (42-14)	84
Stanford Jennings	1981	a-Davidson (30-12)	84
Lamar Rembert	2002	h-The Citadel (37-10)	83
Bob Griffin	1931	a-The Citadel (33-7)	82
Dewey Proctor	1942	h-Wake Forest (6-14)	82

OPPONENT LONGEST RUSHING PLAYS

Player	Year	Site-Opponent (Score)	Yards
Sammie Smith	1987	a-Florida State (10-41)	95
Bucky George	1951	h-Clemson (14-34)	90
Calvin Florence	1970	h-Chattanooga (18-16)	90
Johnny Griffeth	1946	h-Georgia (7-70)	89
John Settle	1986	a-Appalachian State (17-17)	88
Billy Hair	1950	a-Clemson (2-57)	87
Andre Gibson	1977	a-VMI (17-3)	85
Jerry Ellison	1993	a-Chattanooga (42-45)	85
Bob Roma	1961	a-Wofford (12-7)	84
Devin Radford	2008	a-Appalachian State (14-26)	84
Murray Davis	1952	h-Newberry (47-6)	83
Jayson Foster	2006	h-Georgia Southern (13-10)	83
King Dixon	1957	a-South Carolina (13-58)	82
Teddy Putman	1965	h-Frederick (51-14)	82

SINGLE GAME RUSHING ATTEMPTS

Player	Year	Site-Opponent (Score)	Attempts
Louis Ivory	2000	a-East Tennessee State (21-23)	41... (227 yds.)
Carl Tremble	1992	a-Chattanooga (35-7)	39... (228 yds.)
Mark Stowers	1978	h-Western Carolina (42-7)	35... (159 yds.)
Louis Ivory	1999	a-North Carolina (28-3)	34... (177 yds.)
Louis Ivory	2001	h-Presbyterian (47-28)	34... (176 yds.)
Steve Crislip	1971	a-Carson-Newman (23-10)	33... (229 yds.)
Louis Ivory	2000	h-Georgia Southern (45-10)	33... (301 yds.)
Louis Ivory	2000	h-Hofstra (24-31)*	33... (172 yds.)
Louis Ivory	2001	h-Western Kentucky (24-20)*	33... (170 yds.)
James McDougald	1977	a-Wake Forest (24-13)	32... (131 yds.)
Jimmy Kiser	1977	a-Appalachian State (28-20)	31... (153 yds.)
Stanford Jennings	1982	h-The Citadel (27-0)	31... (114 yds.)
Larry Robinson	1974	h-Wofford (21-0)	31... (111 yds.)
George Vaughn	1969	h-Carson-Newman (21-21)	30... (122 yds.)
Stanford Jennings	1981	a-James Madison (30-14)	30... (169 yds.)
Mike Glenn	1979	a-Western Carolina (28-14)	30... (96 yds.)
Carl Tremble	1990	h-The Citadel (30-17)	30... (202 yds.)

OPPONENT SINGLE GAME RUSHING ATTEMPTS

Player	Year	Site-Opponent (Score)	Attempts
Floyd Allen	1979	a-VMI (20-21)	39... (246 yds.)
Jaybo Shaw	2010	h-Georgia Southern (28-32)	36... (101 yds.)

John Settle	1986	a-Appalachian State (17-17)	34... (245 yds.)
Jayson Foster	2005	a-Georgia Southern (24-27)	33... (191 yds.)
Chris Parker	1993	h-Marshall (17-3)	32... (121 yds.)
Terrell Robinson	2011	a-Chattanooga (14-7)	32... (87 yds.)
Melvin Dorsey	1981	a-Western Carolina (31-27)	31... (165 yds.)
Charles Bostick	1995	h-Georgia Southern (20-27)	31... (132 yds.)
Adrian Peterson	1998	h-Georgia Southern (17-45)	31... (183 yds.)
Tyrone Coleman	1998	h-Chattanooga (31-28)	31... (150 yds.)
Ron Lear	1979	h-Marshall (34-24)	30... (218 yds.)
Archie Amerson	1996	a-Northern Arizona (42-31)*	30... (206 yds.)
Tyraj Devezin	2018	a-Mercer (35-30)	30... (185 yds.)

SINGLE GAME RUSHING YARDAGE

Player	Year	Site-Opponent (Score)	Yards
Louis Ivory	2000	h-Georgia Southern (45-10)	301 ... (33 att.)
Mike Glenn	1980	h-Presbyterian (28-7)	261 ... (18 att.)
Ernest Crosby	1996	h-South Carolina State (27-13)	243 ... (26 att.)
Jerodis Williams	2012	h-Western Carolina (45-24)	239 ... (18 att.)
Louis Ivory	2000	h-William & Mary (34-10)	232 ... (27 att.)
Steve Crislip	1971	a-Carson-Newman (23-10)	229 ... (33 att.)
Carl Tremble	1992	a-Chattanooga (35-7)	228 ... (39 att.)
Louis Ivory	2000	a-East Tennessee State (21-23)	227 ... (41 att.)
Louis Ivory	2000	h-The Citadel (33-7)	214 ... (25 att.)
John Bagwell	1987	h-Marshall (42-36)	213 ... (27 att.)
Louis Ivory	2000	h-Chattanooga (45-44)	207 ... (29 att.)
Louis Ivory	1999	h-East Tennessee State (48-21)	203 ... (22 att.)
Pat Carroll	1970	a-Carson-Newman (42-34)	202 ... (16 att.)
Carl Tremble	1990	h-The Citadel (30-17)	202 ... (30 att.)
Antonio Wilcox	2017	a-Western Carolina (28-6)	202 ... (21 att.)

SINGLE GAME RUSHING YARDAGE (FULLBACKS)

Player	Year	Site-Opponent (Score)	Yards
Bob Buzzell	1965	a-Lehigh (27-15)	189... (22 att.)
Steve Bishop	1980	a-Appalachian State (21-20)	154... (25 att.)
Jerome Felton	2007	h-Elon (52-49)	154... (25 att.)
Dennis Williams	1982	a-Appalachian State (27-21)	153... (23 att.)
Dennis Williams	1981	a-VMI (33-21)	134... (21 att.)

SINGLE GAME RUSHING YARDAGE (QUARTERBACKS)

Player	Year	Site-Opponent (Score)	Yards
Keith Moore	1986	h-Western Carolina (13-19)	153... (15 att.)
Richard Hayes III	2013	a-Western Carolina (32-20)	144... (12 att.)
Tim Sorrells	1979	a-Davidson (63-55)	142... (14 att.)
Bobby Lamb	1985	h-Marshall (34-3)	138... (10 att.)
Justin Hill	1999	h-Wofford (30-3)	134... (11 att.)

OPPONENT SINGLE GAME RUSHING YARDAGE

Player	Year	Site-Opponent (Score)	Yards
Floyd Allen	1979	a-VMI (20-21)	246 ... (39 att.)
John Settle	1986	a-Appalachian State (17-17)	245 ... (34 att.)
Eric Breitenstein	2010	a-Wofford (17-38)	230 ... (29 att.)
Travis Tidwell	1946	a-Auburn (6-26)	222 ... (18 att.)
Greg Hill	1998	h-Georgia Southern (17-45)	219 ... (19 att.)
Greg Hill	1999	a-Georgia Southern (38-41)	219 ... (28 att.)
Ron Lear	1979	h-Marshall (34-24)	218 ... (30 att.)
Terrance Rivers	1994	h-The Citadel (44-52)	217 ... (14 att.)
Archie Amerson	1996	a-Northern Arizona (42-31)*	206 ... (30 att.)

2019 FURMAN PALADINS FOOTBALL / Rushing



100-YARD RUSHING GAMES (SINCE 1956)

Player	Year	Site-Opponent (Score)	Yards
Louis Ivory	2000	h-Georgia Southern (45-10)	301 (33 att.)
Mike Glenn	1980	h-Presbyterian (28-7)	261 (18 att.)
Ernest Crosby	1996	h-South Carolina State (27-13)	243 (26 att.)
Jerodis Williams	2000	h-Western Carolina (45-24)	239 (18 att.)
Louis Ivory	2000	h-William & Mary (34-10)	232 (27 att.)
Steve Crislip	1971	a-Carson-Newman (34-10)	229 (33 att.)
Carl Tremble	1992	a-Chattanooga (35-7)	228 (39 att.)
Louis Ivory	2000	a-East Tennessee State (21-23)	227 (41 att.)
Louis Ivory	2000	h-The Citadel (33-7)	214 (25 att.)
John Bagwell	1987	h-Marshall (42-36)	213 (27 att.)
Louis Ivory	2000	h-Chattanooga (45-44)	207 (29 att.)
Louis Ivory	1999	a-East Tennessee State (48-21)	203 (22 att.)
Pat Carroll	1970	a-Carson-Newman (42-34)	202 (16 att.)
Carl Tremble	1990	h-The Citadel (30-17)	202 (30 att.)
Antonio Wilcox	2017	a-Western Carolina (28-6)	202 (21 att.)
Louis Ivory	2001	h-Wofford (45-14)	198 (23 att.)
Bob Buzzell	1965	a-Lehigh (27-15)	189 (22 att.)
Louis Ivory	2000	h-Western Carolina (38-14)	187 (17 att.)
Pat Carroll	1970	a-Guilford (23-10)	186 (24 att.)
Robbie Gardner	1984	a-Marshall (38-28)	185 (18 att.)
Carl Tremble	1992	a-Appalachian State (16-13)	185 (26 att.)
Louis Ivory	2000	h-Elon (16-3)	182 (20 att.)
Stanford Jennings	1981	a-Davidson (30-12)	181 (7 att.)
Mike Glenn	1979	a-Davidson (63-55)	180 (29 att.)
Brian Jager	1985	h-East Tennessee State (35-31)	180 (29 att.)
Louis Ivory	1999	h-North Carolina (28-3)	177 (34 att.)
Carl Tremble	1992	h-Liberty (31-7)	176 (15 att.)
Louis Ivory	2001	h-Presbyterian (47-28)	176 (34 att.)
Jerodis Williams	2011	a-Western Carolina (47-21)	175 (28 att.)
Carl Tremble	1992	h-The Citadel (14-20)	173 (27 att.)
Louis Ivory	2000	h-Hofstra (24-31)*	172 (33 att.)
Louis Ivory	2000	h-Newberry (44-10)	171 (19 att.)
Kealand Dirks	2016	h-Western Carolina (49-21)	171 (17 att.)
Louis Ivory	2001	h-Western Kentucky (24-20)*	170 (33 att.)
John Cook	1962	h-The Citadel (33-25)	169 (26 att.)
Donny Griffin	1972	a-Davidson (35-51)	169 (22 att.)
Stanford Jennings	1981	a-James Madison (30-14)	169 (30 att.)
Donny Griffin	1972	h-Wofford (24-7)	168 (22 att.)
Stanford Jennings	1983	a-Georgia Tech (17-14)	168 (22 att.)
Carl Tremble	1992	h-Presbyterian (43-7)	168 (15 att.)
Dwight Sterling	1989	h-Wofford (42-7)	166 (17 att.)
Stuart Rentz	1996	a-VMI (31-14)	166 (21 att.)
Stanford Jennings	1983	h-Chattanooga (28-14)	165 (17 att.)
Louis Ivory	2000	a-Wofford (27-18)	165 (28 att.)
Brothel Cole	1980	a-East Tennessee State (33-21)	164 (27 att.)
Stanford Jennings	1981	h-Appalachian State (22-18)	163 (19 att.)
Robbie Gardner	1986	h-The Citadel (37-14)	162 (29 att.)
Louis Ivory	1998	h-South Carolina State (27-19)	161 (23 att.)
Steve Crislip	1971	a-Presbyterian (14-35)	159 (17 att.)
Harry King	1976	a-North Carolina State (17-12)	159 (16 att.)
Mark Stowers	1978	a-Western Carolina (24-7)	159 (35 att.)
Stanford Jennings	1982	h-Davidson (63-14)	159 (16 att.)
Louis Ivory	2001	a-Western Carolina (31-13)	159 (22 att.)
Louis Ivory	2001	a-Chattanooga (42-10)	158 (28 att.)
Ernest Crosby	1996	a-Appalachian State (20-14)	155 (23 att.)
Jerodis Williams	2011	h-Wofford (26-21)	155 (22 att.)
Steve Bishop	1980	a-Appalachian State (21-20)	154 (25 att.)
Jerome Felton	2007	h-Elon (52-49)	154 (25 att.)
Jimmy Kiser	1977	h-Appalachian State (28-20)	153 (31 att.)
Dennis Williams	1982	a-Appalachian State (27-21)	153 (23 att.)
Stanford Jennings	1982	a-Appalachian State (27-21)	153 (24 att.)
Stanford Jennings	1983	h-Carson-Newman (52-7)	153 (12 att.)
Keith Moore	1986	h-Western Carolina (13-19)	153 (15 att.)
Larry Robinson	1973	h-VMI (19-13)	151 (22 att.)
Leonardo McClarty	1994	h-The Citadel (44-52)	151 (26 att.)
Louis Ivory	1999	a-William & Mary (52-6)	151 (17 att.)
Stanford Jennings	1982	a-Marshall (45-7)	150 (21 att.)
Robbie Gardner	1984	h-The Citadel (42-14)	150 (22 att.)
Robbie Gardner	1984	h-Western Carolina (19-20)	150 (14 att.)
Louis Ivory	1999	a-Western Carolina (27-19)	150 (27 att.)
Mark Stowers	1977	h-East Tennessee State (42-12)	149 (9 att.)
Robbie Gardner	1984	h-Davidson (55-7)	148 (19 att.)
Joe Street	1967	h-Lehigh (38-15)	147 (28 att.)
Larry Robinson	1975	a-Presbyterian (35-7)	147 (20 att.)
Carl Tremble	1991	a-Western Carolina (42-14)	147 (17 att.)
Lemar Bell	1986	a-Chattanooga (21-10)	146 (17 att.)
Louis Ivory	2001	h-East Tennessee State (31-6)	146 (26 att.)
Hindley Brigham	2003	a-Chattanooga (63-21)	145 (11 att.)
Elliott Keller	1962	a-George Washington (7-14)	144 (18 att.)
Carl Tremble	1991	h-East Tennessee State (52-23)	144 (19 att.)
Stuart Rentz	1999	h-VMI (58-0)	144 (17 att.)
Richard Hayes III	2013	a-Western Carolina (32-20)	144 (12 att.)
Mark Stowers	1978	a-Appalachian State (52-34)	143 (25 att.)
Stanford Jennings	1983	a-The Citadel (49-21)	143 (24 att.)
Mark Moore	1995	a-Chattanooga (23-21)	143 (17 att.)
Louis Ivory	1999	h-Massachusetts (23-30)*	143 (19 att.)
Steve Crislip	1971	h-VMI (14-0)	142 (21 att.)
Tim Sorrells	1979	a-Davidson (63-55)	142 (14 att.)
Robbie Gardner	1984	h-Central Florida (42-6)	142 (14 att.)
Jerodis Williams	2011	a-Coastal Carolina (23-30)	142 (15 att.)
Carl Tremble	1990	a-Eastern Kentucky (45-17)*	140 (19 att.)
Steve Crislip	1971	h-Guilford (42-14)	139 (19 att.)
Carl Tremble	1989	a-Western Carolina (17-3)	139 (19 att.)
Bobby Lamb	1985	h-Marshall (34-3)	138 (10 att.)
Tom Campbell	1961	h-Presbyterian (27-6)	137 (22 att.)
Larry Robinson	1976	h-East Carolina (17-10)	137 (10 att.)
Brothel Cole	1979	a-The Citadel (45-44)	137 (14 att.)
Hindley Brigham	2002	a-Western Carolina (19-13)	137 (28 att.)
Cedrick Gipson	2005	a-Chattanooga (56-35)	137 (16 att.)
Larry Robinson	1975	h-Appalachian State (30-23)	136 (26 att.)
Louis Ivory	2001	a-Wyoming (14-20)	136 (19 att.)
Jerodis Williams	2012	a-Presbyterian (31-21)	136 (23 att.)
Dwight Sterling	1987	h-The Citadel (58-13)	135 (21 att.)
Carl Tremble	1992	h-VMI (41-13)	135 (13 att.)
Louis Ivory	1999	h-Appalachian State (35-21)	135 (27 att.)
Louis Ivory	2000	a-VMI (35-21)	135 (28 att.)
Devin Wynn	2018	a-Mercer (35-30)	135 (28 att.)
Dennis Williams	1981	a-VMI (33-21)	134 (21 att.)
Carl Tremble	1989	h-Youngstown State (42-23)*	134 (14 att.)
Justin Hill	1999	h-Wofford (30-3)	134 (11 att.)
Stuart Rentz	1998	h-Samford (34-24)	133 (22 att.)
Lamar Rembert	2002	a-VMI (55-28)	133 (11 att.)
Cedrick Gipson	2006	a-Coastal Carolina (27-29)	133 (23 att.)
Jerodis Williams	2011	a-Florida (32-55)	133 (19 att.)

2019 FURMAN PALADINS FOOTBALL / Rushing



Hank McCloud	2013	a-Coastal Carolina (28-35)	133	(21 att.)	Leonardo McClarty	1993	h-VMI (24-0)	118	(17 att.)
Antonio Wilcox	2015	a-Samford (20-17)	133	(17 att.)	Brothel Cole	1980	h-Presbyterian (28-7)	117	(12 att.)
Larry Robinson	1973	h-Appalachian State (17-0)	132	(16 att.)	Billy Whitley	1993	h-Wofford (14-14)	117	(26 att.)
Robbie Gardner	1986	h-Presbyterian (45-31)	132	(16 att.)	Des Kitchings	1999	a-William & Mary (52-6)	117	(5 att.)
Kennet Goldsmith	1988	h-Presbyterian (21-0)	132	(23 att.)	Tom Campbell	1961	a-Davidson (45-19)	116	(13 att.)
Mark Moore	1995	h-Wofford (38-0)	132	(12 att.)	Mark Stowers	1978	h-Wofford (36-12)	116	(20 att.)
Daric Carter	2005	h-Samford (45-23)	132	(9 att.)	Dennis Williams	1984	a-North Carolina State (34-30)	116	(15 att.)
Brian Jager	1985	h-Newberry (21-24)	131	(16 att.)	Hank McCloud	2013	h-Elon (25-28)	116	(20 att.)
Patrick Baynes	1989	h-Youngstown State (42-23)*	131	(11 att.)	Tanner Skogen	2013	a-South Carolina State (30-20)	116	(13 att.)
Louis Ivory	2001	a-The Citadel (30-7)	131	(29 att.)	Larry Robinson	1973	a-Lenoir-Rhyne (52-20)	115	(— att.)
Mike Brown	2008	a-Colgate (42-21)	130	(21 att.)	Richie Harris	1987	a-The Citadel (58-13)	115	(12 att.)
Chris Forcier	2010	h-Colgate (45-15)	130	(7 att.)	Dwight Sterling	1989	h-Appalachian State (31-6)	115	(18 att.)
Carl Tremble	1990	a-William & Mary (28-38)	129	(17 att.)	Carl Tremble	1989	h-William & Mary (24-10)*	115	(28 att.)
Stanford Jennings	1981	h-Liberty (38-14)	128	(13 att.)	Justin Hill	2000	h-Appalachian State (17-18)	115	(21 att.)
Ernest Crosby	1997	h-Appalachian State (24-22)	128	(20 att.)	John Cook	1962	a-Davidson (14-7)	114	(17 att.)
Louis Ivory	1999	a-Chattanooga (40-35)	128	(22 att.)	Harry King	1974	a-Appalachian State (3-27)	114	(10 att.)
Toreico O'Neal	2001	h-Lehigh (34-17)*	128	(12 att.)	Stanford Jennings	1982	h-The Citadel (27-0)	114	(31 att.)
John Cook	1962	a-Tampa (14-15)	127	(15 att.)	Robbie Gardner	1982	h-Western Carolina (12-6)	114	(19 att.)
Robbie Gardner	1986	a-Appalachian State (17-17)	127	(25 att.)	Ernest Crosby	1997	h-Elon (38-20)	114	(22 att.)
Hindley Brigham	2003	a-Georgia Southern (24-29)	127	(11 att.)	Hindley Brigham	2002	h-Chattanooga (35-7)	114	(12 att.)
Dwight Sterling	1987	a-Florida State (10-41)	126	(18 att.)	Dewey Proctor	1942	h-Wake Forest (6-14)	113	(12 att.)
Hugh Swilling	1991	a-Connecticut (35-24)	126	(18 att.)	Kent Woerner	1977	a-Chattanooga (17-7)	113	(27 att.)
Carl Tremble	1992	h-Western Carolina (27-29)	126	(19 att.)	Brothel Cole	1979	h-Appalachian State (31-17)	113	(11 att.)
Louis Ivory	2001	h-Elon (46-7)	126	(19 att.)	Stanford Jennings	1983	a-Davidson (55-7)	113	(16 att.)
Hindley Brigham	2003	h-East Tennessee State (30-10)	126	(20 att.)	Carl Tremble	1992	a-East Tennessee State (45-14)	113	(24 att.)
Mark Stowers	1978	h-Davidson (56-14)	125	(17 att.)	Jerry Penland	1956	h-Newberry (7-13)	112	(18 att.)
Leonardo McClarty	1994	a-VMI (28-11)	125	(18 att.)	Larry Robinson	1973	h-Richmond (17-20)	112	(29 att.)
Stuart Rentz	1996	h-Western Carolina (45-30)	125	(18 att.)	Larry Robinson	1975	a-Wofford (14-14)	112	(18 att.)
Tersoo Uhaa	2010	h-Colgate (45-15)	125	(16 att.)	Kent Woerner	1977	h-Presbyterian (13-13)	112	(20 att.)
Tom Campbell	1960	a-Tampa (7-7)	124	(24 att.)	Mike Glenn	1979	h-Appalachian State (31-17)	112	(24 att.)
Carl Tremble	1991	h-Chattanooga (24-21)	124	(25 att.)	Leonardo McClarty	1994	h-William & Mary (26-28)	112	(23 att.)
John Drye	1985	h-Newberry (21-24)	123	(12 att.)	Mark Moore	1994	a-VMI (28-11)	112	(13 att.)
Billy Stockdale	1990	h-The Citadel (30-17)	123	(22 att.)	Devin Wynn	2018	a-VMI (49-13)	112	(15 att.)
Carl Tremble	1991	a-Connecticut (35-24)	123	(16 att.)	Larry Robinson	1974	h-Wofford (21-10)	111	(31 att.)
Cedrick Gipson	2006	h-West Georgia (24-7)	123	(13 att.)	Brothel Cole	1979	h-Western Carolina (23-14)	111	(20 att.)
Hank McCloud	2012	h-Western Carolina (45-24)	123	(20 att.)	Carl Tremble	1990	h-Western Carolina (44-9)	111	(16 att.)
George Vaughn	1967	h-Carson-Newman (21-21)	122	(30 att.)	Stuart Rentz	1998	h-The Citadel (24-25)	111	(22 att.)
Louis Ivory	2001	a-Georgia Southern (10-20)	122	(23 att.)	Sandy Davis	1978	h-Davidson (56-14)	110	(14 att.)
Cedrick Gipson	2005	a-Elon (24-13)	122	(20 att.)	Hindley Brigham	2003	h-Elon (31-7)	110	(18 att.)
Renaldo Gray	2007	a-Western Carolina (52-21)	122	(14 att.)	Hindley Brigham	2003	h-Richmond (31-17)	110	(20 att.)
Mike Brown	2008	h-Western Carolina (28-21)	122	(16 att.)	Johnny Talkington	1965	h-Richmond (14-0)	109	(16 att.)
Jerodis Williams	2011	a-The Citadel (16-6)	122	(28 att.)	Jerome Felton	2005	h-Hofstra (44-41 20T)	109	(17 att.)
Steve Crislip	1971	a-The Citadel (33-35)	121	(24 att.)	Mike Glenn	1978	a-East Tennessee State (35-14)	108	(22 att.)
Billy Whitley	1993	h-Connecticut (26-17)	121	(21 att.)	Steve Bishop	1980	a-Chattanooga (42-28)	108	(17 att.)
Jerome Felton	2005	h-Samford (45-23)	121	(15 att.)	Stanford Jennings	1983	h-Marshall (31-7)	108	(24 att.)
Jerodis Williams	2012	a-Wofford (17-20)	121	(26 att.)	Rod Green	1993	h-Connecticut (26-17)	108	(12 att.)
Ernest Zuberer	1963	h-George Washington (29-14)	120	(19 att.)	John Cook	1962	h-Wofford (34-21)	107	(15 att.)
David Kelly	1976	h-Presbyterian (38-21)	120	(10 att.)	Steve Crislip	1970	a-Davidson (31-24)	107	(15 att.)
Kennet Goldsmith	1988	h-VMI (31-13)	120	(17 att.)	Mark Stowers	1978	h-The Citadel (17-13)	107	(23 att.)
Marq Cerqua	1996	h-Western Carolina (45-30)	120	(11 att.)	Stanford Jennings	1982	a-East Tennessee State (20-15)	107	(25 att.)
George Angelica	1959	h-Presbyterian (23-24)	119	(21 att.)	Justin Hill	1997	h-Wofford (28-7)	107	(9 att.)
Robbie Gardner	1984	h-South Carolina State (29-10)	119	(18 att.)	Louis Ivory	1999	h-Wofford (30-3)	107	(20 att.)
John Bagwell	1985	h-Newberry (21-24)	119	(5 att.)	Pat Carroll	1970	h-Richmond (23-9)	106	(10 att.)
John Bagwell	1985	a-Davidson (58-7)	119	(13 att.)	Carl Tremble	1989	h-Chattanooga (27-17)	106	(23 att.)
Kealand Dirks	2017	a-Western Carolina (28-6)	119	(15 att.)	Hindley Brigham	2001	h-VMI (65-7)	106	(8 att.)
Tom Campbell	1961	a-Wofford (12-7)	118	(26 att.)	Hank McCloud	2014	a-South Carolina (10-41)	106	(13 att.)
Carl Tremble	1990	h-VMI (51-22)	118	(14 att.)	Antonio Wilcox	2017	h-The Citadel (56-20)	106	(12 att.)
Billy Stockdale	1990	h-VMI (51-22)	118	(10 att.)	Larry Robinson	1974	a-Richmond (24-14)	105	(26 att.)

2019 FURMAN PALADINS FOOTBALL / Rushing




Brothel Cole	1979	h-Marshall (34-24)	105	(8 att.)
Stanford Jennings	1983	h-Boston University (35-16)*	105	(14 att.)
Dwight Sterling	1988	a-Marshall (13-9)*	105	(22 att.)
Carl Tremble	1989	h-Stephen F. Austin (19-21)*	105	(16 att.)
Mark Moore	1995	h-VMI (55-24)	105	(14 att.)
Mark Moore	1995	h-East Tennessee State (21-15)	105	(22 att.)
Mark Moore	1996	h-Chattanooga (42-21)	105	(16 att.)
Hindley Brigham	2001	h-Lehigh (34-17)*	105	(11 att.)
Jerome Felton	2005	a-Appalachian State (23-29)*	105	(20 att.)
Antonio Wilcox	2016	h-Western Carolina (49-21)	105	(13 att.)
Tom Campbell	1960	h-Presbyterian (20-12)	104	(21 att.)
Stanford Jennings	1981	a-Florida (7-35)	104	(14 att.)
John Drye	1982	h-VMI (38-3)	104	(18 att.)
John Drye	1985	h-Appalachian State (21-7)	104	(20 att.)
Carl Tremble	1992	a-Marshall (6-48)	104	(16 att.)
Cedrick Gipson	2004	h-Chattanooga (51-31)	104	(9 att.)
Tersoo Uhaa	2009	h-Appalachian State (27-52)	104	(19 att.)
Mike Glenn	1980	a-Appalachian State (21-20)	103	(16 att.)
Bobby Daugherty	1988	h-South Carolina State (38-0)	103	(13 att.)
Mark Moore	1997	h-Elon (38-20)	103	(13 att.)
Billy Stockdale	1990	a-Nevada (35-42)*	103	(26 att.)
Carl Tremble	1990	a-Nevada (35-42)*	103	(13 att.)
Brandon Mays	2004	h-Presbyterian (52-7)	103	(14 att.)
Renaldo Gray	2007	h-Appalachian State (27-34)	103	(16 att.)
Jerodis Williams	2012	h-The Citadel (20-42)	103	(18 att.)
Jerry Penland	1956	h-Wofford (6-18)	102	(18 att.)
Stanford Jennings	1983	a-Western Carolina (17-17)	102	(18 att.)
Rod Green	1993	h-East Tennessee State (45-14)	102	(11 att.)
Marq Cerqua	1996	h-South Carolina State (27-13)	102	(15 att.)
Jerome Felton	2006	h-Western Carolina (42-7)	102	(20 att.)
Hank McCloud	2013	h-Presbyterian (21-20)	102	(22 att.)
Hank McCloud	2013	a-Georgia Southern (16-14)	102	(17 att.)
Steve Crislip	1970	h-The Citadel (28-21)	101	(24 att.)
Steve Bishop	1979	a-The Citadel (45-44)	101	(14 att.)
Brothel Cole	1980	a-Marshall (35-0)	101	(7 att.)
Mike Glenn	1980	a-Chattanooga (42-28)	101	(26 att.)
Stanford Jennings	1983	a-VMI (49-0)	101	(9 att.)
Brian Jager	1985	a-The Citadel (42-0)	101	(14 att.)
Mark Moore	1994	h-Chattanooga (42-28)	101	(26 att.)
Mark Moore	1997	h-Wofford (28-7)	101	(20 att.)
Derek Russell	1999	a-Chattanooga (40-35)	101	(15 att.)
Kealand Dirks	2017	a-Chattanooga (41-17)	101	(19 att.)
Mike Glenn	1978	a-Appalachian State (52-34)	100	(19 att.)
Mike Glenn	1979	a-The Citadel (45-44)	100	(26 att.)
Brothel Cole	1979	a-Wofford (17-27)	100	(16 att.)
Mike Glenn	1980	h-The Citadel (28-15)	100	(13 att.)
Stanford Jennings	1980	h-Davidson (21-7)	100	(10 att.)
Brian Jager	1985	a-North Carolina State (42-20)	100	(20 att.)
Bobby Daugherty	1989	a-South Carolina State (17-7)	100	(20 att.)
Carl Tremble	1992	h-Georgia Southern (0-21)	100	(22 att.)
Louis Ivory	2001	h-VMI (65-7)	100	(10 att.)
Cedrick Gipson	2005	h-Samford (45-23)	100	(10 att.)
Brandon Mays	2005	h-Gardner-Webb (48-31)	100	(14 att.)
Kealand Dirks	2017	h-East Tennessee State (56-35)	100	(15 att.)

* FCS Playoffs



Carl Tremble



Stanford Jennings



100-YARD RUSHING GAME LEADERS

LOUIS IVORY (31)

301 vs. Georgia Southern, 2000
 232 vs. William & Mary, 2000
 227 vs. East Tennessee State, 2000
 214 vs. The Citadel, 2000
 207 vs. Chattanooga, 2000
 203 vs. East Tennessee State, 1999
 198 vs. Wofford, 2001
 187 vs. Western Carolina, 2000
 182 vs. Elon, 2000
 177 vs. North Carolina, 1999
 176 vs. Presbyterian, 2001
 172 vs. Hofstra, 2000*
 171 vs. Newberry, 2000
 170 vs. Western Kentucky, 2001*
 165 vs. Wofford, 2000
 161 vs. South Carolina State, 1998
 159 vs. Western Carolina, 2001
 158 vs. Chattanooga, 2001
 151 vs. William & Mary, 1999
 150 vs. Western Carolina, 1999
 146 vs. East Tennessee State, 2001
 143 vs. Massachusetts, 1999*
 136 vs. Wyoming, 2001
 135 vs. VMI, 2000
 135 vs. Appalachian State, 1999
 131 vs. The Citadel, 2001
 126 vs. Elon, 2001
 128 vs. Chattanooga, 1999
 122 vs. Georgia Southern, 2001
 107 vs. Wofford, 1999
 100 vs. VMI, 2001

CARL TREMBLE (25)

228 vs. Chattanooga, 1992
 202 vs. The Citadel, 1990
 185 vs. Appalachian State, 1992
 176 vs. Liberty, 1992
 173 vs. The Citadel, 1992
 168 vs. Presbyterian, 1992
 147 vs. Western Carolina, 1989
 144 vs. East Tennessee State, 1991
 140 vs. Eastern Kentucky, 1990*
 139 vs. Western Carolina, 1989
 135 vs. VMI, 1992
 134 vs. Youngstown State, 1989*
 129 vs. William & Mary, 1990
 126 vs. Western Carolina, 1992
 124 vs. Chattanooga, 1991
 123 vs. Connecticut, 1991
 118 vs. VMI, 1990
 115 vs. William & Mary, 1989*
 113 vs. East Tennessee State, 1992
 111 vs. Western Carolina, 1990
 106 vs. Chattanooga, 1989
 105 vs. Stephen F. Austin, 1989*
 104 vs. Marshall, 1992

103 vs. Nevada, 1990*
 100 vs. Georgia Southern, 1992

STANFORD JENNINGS (20)

181 vs. Davidson, 1981
 169 vs. James Madison, 1981
 168 vs. Georgia Tech, 1983
 165 vs. Chattanooga, 1983
 163 vs. Appalachian State, 1981
 159 vs. Davidson, 1982
 153 vs. Appalachian State, 1982
 153 vs. Carson-Newman, 1983
 150 vs. Marshall, 1982
 143 vs. The Citadel, 1983
 128 vs. Liberty, 1981
 114 vs. The Citadel, 1982
 113 vs. Davidson, 1983
 108 vs. Marshall, 1983
 107 vs. East Tennessee State, 1982
 105 vs. Boston University, 1983*
 104 vs. Florida, 1981
 102 vs. Western Carolina, 1983
 101 vs. VMI, 1983
 100 vs. Davidson, 1980

ROBBIE GARDNER (10)

185 vs. Marshall, 1984
 162 vs. The Citadel, 1986
 150 vs. The Citadel, 1984
 150 vs. Western Carolina, 1984
 148 vs. Davidson, 1984
 142 vs. Central Florida, 1984
 132 vs. Presbyterian, 1986
 127 vs. Appalachian State, 1986
 119 vs. South Carolina State, 1984
 114 vs. Western Carolina, 1982

LARRY ROBINSON (10)

151 vs. VMI, 1973
 147 vs. Presbyterian, 1975
 137 vs. East Carolina, 1976
 136 vs. Appalachian State, 1975
 132 vs. Appalachian State, 1973
 115 vs. Lenoir-Rhyne, 1973
 112 vs. Richmond, 1973
 112 vs. Wofford, 1975
 111 vs. Wofford, 1974
 105 vs. Richmond, 1974

MARK MOORE (9)

143 vs. Chattanooga, 1995
 132 vs. Wofford, 1995
 112 vs. VMI, 1994
 105 vs. VMI, 1995
 105 vs. East Tennessee State, 1995
 105 vs. Chattanooga, 1996
 103 vs. Elon, 1997

101 vs. Chattanooga, 1994
 101 vs. Wofford, 1997

HINDLEY BRIGHAM (9)

145 vs. Chattanooga, 2003
 137 vs. Western Carolina, 2003
 127 vs. Georgia Southern, 2003
 126 vs. East Tennessee State, 2003
 114 vs. Chattanooga, 2002
 110 vs. Elon, 2003
 110 vs. Richmond, 2003
 106 vs. VMI, 2001
 105 vs. Lehigh, 2001*

JERODIS WILLIAMS (9)

239 vs. Western Carolina, 2012
 175 vs. Western Carolina, 2011
 155 vs. Wofford, 2011
 142 vs. Coastal Carolina, 2011
 136 vs. Presbyterian, 2012
 133 vs. Florida, 2011
 122 vs. The Citadel, 2011
 121 vs. Wofford, 2012
 103 vs. The Citadel, 2012

BROTHEL COLE (8)

164 vs. East Tennessee State, 1980
 137 vs. The Citadel, 1979
 117 vs. Presbyterian, 1980
 113 vs. Appalachian State, 1979
 111 vs. Western Carolina, 1979
 105 vs. Marshall, 1979
 101 vs. Marshall, 1980
 100 vs. Wofford, 1979

MIKE GLENN (8)

261 vs. Presbyterian, 1980
 180 vs. Davidson, 1979
 112 vs. Appalachian State, 1979
 108 vs. East Tennessee State, 1978
 103 vs. Appalachian State, 1980
 101 vs. Chattanooga, 1980
 100 vs. The Citadel, 1979
 100 vs. The Citadel, 1980

STEVE CRISLIP (7)

229 vs. Carson-Newman, 1971
 159 vs. Presbyterian, 1971
 142 vs. VMI, 1971
 139 vs. Guilford, 1971
 121 vs. The Citadel, 1971
 107 vs. Davidson, 1970
 101 vs. The Citadel, 1970

CEDRICK GIPSON (6)

137 vs. Chattanooga, 2005
 133 vs. Coastal Carolina, 2006
 123 vs. West Georgia, 2006

122 vs. Samford, 2005
 104 vs. Chattanooga, 2004
 100 vs. Samford, 2005

HANK MCCLLOUD (6)

133 vs. Coastal Carolina, 2013
 123 vs. Western Carolina, 2012
 116 vs. Elon, 2013
 106 vs. South Carolina, 2014
 102 vs. Presbyterian, 2013
 102 vs. Georgia Southern, 2013

MARK STOWERS (5)

159 vs. Western Carolina, 1978
 149 vs. East Tennessee State, 1977
 125 vs. Davidson, 1978
 116 vs. Wofford, 1978
 107 vs. The Citadel, 1978

JEROME FELTON (5)

154 vs. Elon, 2007
 121 vs. Samford, 2005
 109 vs. Hofstra, 2005
 105 vs. Appalachian State, 2005
 102 vs. Western Carolina, 2006

2019 FURMAN PALADINS FOOTBALL / Rushing



SINGLE GAME TEAM RUSHING YARDAGE

Year	Site-Opponent (Score)	Yards
1984	h-Davidson (55-7)	521 (62 att.)
1999	a-William & Mary (52-6)	509 (54 att.)
1953	h-Davidson (34-0)	504 (... att.)
1978	h-Davidson (56-14)	491 (59 att.)
1979	a-Davidson (63-55)	491 (70 att.)
1980	h-Presbyterian (28-7)	476 (58 att.)

OPPONENT SINGLE GAME TEAM RUSHING YARDAGE

Year	Site-Opponent (Score)	Yards
1956	a-Auburn (0-41)	524 (... att.)
1955	a-Army (0-81)	518 (56 att.)
1999	a-Georgia Southern (38-41)	471 (59 att.)
1994	h-The Citadel (44-52)	453 (62 att.)
1967	a-Samford (28-42)	451 (59 att.)
1948	a-Clemson (0-41)	448 (59 att.)
1955	h-Clemson (20-40)	434 (60 att.)
2005	a-Georgia Southern (24-27)	430 (80 att.)
1998	h-Georgia Southern (17-45)	426 (60 att.)
1969	a-Wofford (7-49)	423 (69 att.)

SEASON TEAM RUSHING YARDAGE AVERAGE

Rank	Year	Games	Attempts	Yards	Avg.
1)	2000	11	575	3,382	307.4
2)	1999	11	548	3,170	288.2
3)	1983	11	627	3,158	287.1
4)	1985	11	581	3,148	286.2
5)	1984	11	569	3,100	281.8
6)	1980	11	595	3,021	274.6
7)	1988	11	607	2,962	269.3
8)	1976	11	611	2,918	265.3
9)	1981	11	592	2,879	261.7
10)	1978	11	615	2,843	258.5

SEASON RUSHING ATTEMPTS

Rank	Player	Year	Attempts
1)	Louis Ivory	2000	286 ... (2,079 yds.)
2)	Louis Ivory	2001	251 ... (1,492 yds.)
3)	Louis Ivory	1999	230 ... (1,376 yds.)
4)	Carl Tremble	1992	228 ... (1,555 yds.)
5)	Hank McCloud	2013	215 ... (1,092 yds.)
6)	Mike Glenn	1979	208 ... (857 yds.)
7)	Larry Robinson	1974	204 ... (733 yds.)
8)	Stanford Jennings	1982	200 ... (1,007 yds.)
9)	Jerodis Williams	2011	199 ... (1,055 yds.)
	Jerodis Williams	2012	199 ... (1,170 yds.)

SEASON RUSHING YARDAGE

Rank	Player	Year	Yards
1)	Louis Ivory	2000	2,079 ... (286 att.)
2)	Carl Tremble	1992	1,555 ... (228 att.)
3)	Louis Ivory	2001	1,492 ... (251 att.)
4)	Louis Ivory	1999	1,376 ... (230 att.)
5)	Stanford Jennings	1983	1,260 ... (190 att.)
6)	Robbie Gardner	1984	1,232 ... (169 att.)
7)	Jerodis Williams	2012	1,170 ... (199 att.)
8)	Stanford Jennings	1981	1,168 ... (197 att.)

9)	Hank McCloud	2013	1,092 ... (215 att.)
10)	Jerodis Williams	2011	1,055 ... (199 att.)

SEASON RUSHING TOUCHDOWNS

Rank	Player	Year	TD
1)	Jerome Felton	2006	23
2)	Louis Ivory	2001	19
3)	Jerome Felton	2005	18
4)	Louis Ivory	2000	16
5)	Robbie Gardner	1986	15
6)	Robbie Gardner	1984	14
	Louis Ivory	1999	14
	Antonio Wilcox	2017	14
9)	Stanford Jennings	1983	13
	Carl Tremble	1990	13
	Carl Tremble	1992	13
	Derek Russell	2000	13
	Tersoo Uhaa	2009	13



Jerome Felton

2019 FURMAN PALADINS FOOTBALL / Rushing



ANNUAL RUSHING LEADERS

Year	Player	Attempts	Yards	Avg.	TD
1949	Ed Jasonek	128	533	4.2	6
1950	Ed Jasonek	129	757	5.8	8
1951	Russ Sutton	138	745	5.04	7
1952	Tommy Williams	118	450	3.8	4
1953	Charlie West	68	461	7.0	2
1954	John Popson	116	569	4.9	7
1955	John Popson	75	301	4.0	0
1956	Jerry Penland	122	579	4.8	2
1957	Hicky Horton	93	290	3.1	2
1958	Hicky Horton	97	381	3.9	3
1959	George Angelica	112	453	4.0	3
1960	Tom Campbell	126	616	4.9	5
1961	Tom Campbell	157	767	4.9	6
1962	Elliott Keller	133	724	5.4	4
1963	Ernie Zuberer	126	515	4.1	5
1964	Ernie Zuberer	111	424	3.8	2
1965	Bob Buzzell	142	661	4.7	4
1966	David Nemeth	105	453	4.3	0
1967	Joe Street	133	692	5.2	5
1968	Dicky Sowell	135	447	3.3	2
1969	George Vaughn	165	493	3.0	1
1970	Steve Crislip	152	871	5.7	8
1971	Steve Crislip	186	1,002	5.4	7
1972	Donny Griffin	120	583	4.9	1
1973	Larry Robinson	189	916	4.8	9
1974	Larry Robinson	204	733	3.6	5
1975	Larry Robinson	164	780	4.8	5
1976	Harry King	129	720	5.6	6
1977	Kent Woerner	152	708	4.7	7
1978	Mark Stowers	171	891	5.2	7
1979	Mike Glenn	208	857	4.1	10
1980	Mike Glenn	158	855	5.4	11
1981	Stanford Jennings	197	1,168	5.9	11
1982	Stanford Jennings	200	1,007	5.0	11
1983	Stanford Jennings	190	1,260	6.6	13
1984	Robbie Gardner	169	1,232	7.3	14
1985	Brian Jager	150	832	5.5	10
1986	Robbie Gardner	196	1,018	5.8	15
1987	John Bagwell	143	844	5.9	8
1988	Bobby Daugherty	130	655	5.0	6
1989	Carl Tremble	112	633	5.7	6
1990	Carl Tremble	197	1,034	5.2	13
1991	Carl Tremble	159	927	5.8	11
1992	Carl Tremble	228	1,555	6.8	13
1993	Rod Green	82	472	5.8	6
1994	Leonardo McClarty	187	848	4.5	4
1995	Mark Moore	169	937	5.5	7
1996	Ernest Crosby	135	769	5.7	6
1997	Ernest Crosby	148	681	4.6	4
1998	Stuart Rentz	109	608	5.6	4
1999	Louis Ivory	230	1,376	6.0	14
2000	Louis Ivory	286	2,079	7.3	16
2001	Louis Ivory	251	1,492	5.9	19
2002	Hindley Brigham	129	762	5.9	5
2003	Hindley Brigham	178	1,042	5.9	5
2004	Cedrick Gipson	124	745	6.0	4
2005	Jerome Felton	182	940	5.2	18
2006	Cedrick Gipson	190	938	4.9	4
2007	Jerome Felton	165	705	4.3	12
2008	Mike Brown	162	823	5.1	5
2009	Tersoo Uhaa	130	535	4.1	13
2010	Jerodis Williams	84	389	4.6	6
2011	Jerodis Williams	199	1,055	5.3	9
2012	Jerodis Williams	199	1,170	5.9	11
2013	Hank McCloud	215	1,092	5.1	5
2014	Hank McCloud	123	541	4.4	5
2015	Antonio Wilcox	88	375	4.3	1
2016	Antonio Wilcox	88	398	4.5	6
2017	Antonio Wilcox	162	814	5.0	14
2018	Devin Wynn	113	754	6.4	6



Devin Wynn

2019 FURMAN PALADINS FOOTBALL / Rushing



LOUIS IVORY (2,079 YARDS) — 2000

Date	Site-Opponent (Score)	Att.	Yds.	TD
S. 2h-Elon (16-3)	20	182	1
S. 9h-Newberry (44-10)	19	171	2
S. 16h-William & Mary (34-10)	27	232	2
S. 23a-VMI (35-21)	28	135	1
S. 30h-Western Carolina (38-14)	17	187	3
O. 7a-Appalachian State (17-18)	19	58	0
O. 14h-The Citadel (33-7)	25	214	1
O. 21a-East Tennessee State (21-23)	41	227	2
N. 4h-Georgia Southern (45-10)	33	301	3
N. 11h-Wofford (27-18)	28	165	0
N. 18h-Chattanooga (45-44)	29	207	1
Totals(11 Games)	286	2,079	16

CARL TREMBLE (1,555 YARDS) — 1992

Date	Site-Opponent (Score)	Att.	Yds.	TD
S. 5h-Liberty (31-13)	15	176	1
S. 12a-North Carolina (0-28)	12	47	0
S. 19h-Presbyterian (43-7)	15	168	3
S. 26h-Georgia Southern (0-21)	22	100	0
O. 3h-VMI (41-13)	13	135	2
O. 10a-Marshall (6-48)	16	104	0
O. 17a-Appalachian State (16-13)	26	185	1
O. 24a-East Tennessee State (45-14)	24	113	1
N. 7h-Western Carolina (27-29)	19	126	0
N. 14a-Chattanooga (35-7)	39	228	3
N. 21h-The Citadel (14-20)	27	173	2
Totals(11 Games)	228	1,555	13

LOUIS IVORY (1,492 YARDS) — 2001

Date	Site-Opponent (Score)	Att.	Yds.	TD
S. 1a-Wyoming (14-20)	19	136	1
S. 8h-Elon (46-7)	19	126	2
S. 22h-VMI (65-7)	10	100	1
S. 29a-Western Carolina (31-13)	22	159	2
O. 6h-Appalachian State (28-22)	18	40	1
O. 13a-The Citadel (30-7)	29	131	1
O. 20h-East Tennessee State (31-6)	26	146	1
N. 3a-Georgia Southern (10-20)	23	122	1
N. 10h-Wofford (45-14)	23	198	4
N. 17a-Chattanooga (42-10)	28	158	1
N. 24h-Presbyterian (47-28)	34	176	4
Totals(11 Games)	251	1,492	19

LOUIS IVORY (1,376 YARDS) — 1999

Date	Site-Opponent (Score)	Att.	Yds.	TD
S. 4h-Elon (22-24)	18	98	0
S. 18a-William & Mary (52-6)	17	151	1
S. 25h-VMI (58-0)	6	85	3
O. 2a-Western Carolina (27-19)	27	150	2
O. 9h-Appalachian State (35-21)	27	135	2
O. 16a-The Citadel (31-17)	21	98	0
O. 23h-East Tennessee State (48-21)	22	203	2
O. 30a-North Carolina (28-3)	34	177	1
N. 6a-Georgia Southern (38-41)	16	44	1
N. 13h-Wofford (30-3)	20	107	1
N. 20a-Chattanooga (40-35)	22	128	1
Totals(11 Games)	230	1,376	14

STANFORD JENNINGS (1,260 YARDS) — 1983

Date	Site-Opponent (Score)	Att.	Yds.	TD
S. 3a-South Carolina State (3-13)	25	61	0
S. 10h-Carson-Newman (52-7)	12	153	2
S. 17a-Georgia Tech (17-14)	22	168	1
S. 24h-Marshall (31-7)	24	108	1
O. 1a-VMI (49-0)	9	101	3
O. 15a-Western Carolina (17-17)	18	102	1
O. 22h-Appalachian State (49-0)	7	71	0
O. 29a-Davidson (55-7)	16	113	2
N. 5h-East Tennessee State (28-7)	16	75	0
N. 12h-Chattanooga (28-14)	17	165	1
N. 19a-The Citadel (49-21)	24	143	2
Totals(11 Games)	190	1,260	13

ROBBIE GARDNER (1,232 YARDS) — 1984

Date	Site-Opponent (Score)	Att.	Yds.	TD
S. 1h-South Carolina State (28-10)	18	119	2
S. 8h-Newberry (49-7)	11	78	1
S. 15a-North Carolina State (34-30)	17	82	1
S. 22a-Marshall (38-28)	18	185	2
S. 29a-Chattanooga (7-14)	9	12	0
O. 13a-East Tennessee State (28-16)	15	71	1
O. 20a-Appalachian State (14-21)	12	95	0
O. 27h-Western Carolina (19-20)	14	150	1
N. 3h-Davidson (55-7)	19	148	2
N. 10h-Central Florida (42-6)	14	142	2
N. 17h-The Citadel (42-14)	22	150	2
Totals(11 Games)	169	1,232	14

JERODIS WILLIAMS (1,170 YARDS) — 2012

Date	Site-Opponent (Score)	Att.	Yds.	TD
S. 1a-Samford (21-24)	20	98	1
S. 8h-Coastal Carolina (45-47) 3 ot	15	85	1
S. 15a-Clemson (7-41)	19	87	0
S. 22a-Presbyterian (31-21)	23	136	1
S. 29h-Western Carolina (45-24)	18	239	2
O. 6a-Wofford (17-20)	26	121	2
O. 13h-Chattanooga (10-31)	8	49	0
O. 20h-Georgia Southern (17-38)	17	98	1
O. 27a-Elon (31-17)	21	95	2
N. 10a-Appalachian State (28-33)	14	59	0
N. 17h-The Citadel (20-42)	18	103	1
Totals(11 Games)	199	1,170	11

STANFORD JENNINGS (1,168 YARDS) — 1981

Date	Site-Opponent (Score)	Att.	Yds.	TD
S. 12a-Florida (7-35)	14	104	0
S. 19h-East Tennessee State (21-0)	21	84	1
S. 26a-Western Carolina (31-27)	24	76	2
O. 3h-Chattanooga (28-31)	15	59	0
O. 10h-Appalachian State (22-18)	19	163	0
O. 17a-James Madison (30-14)	30	169	0
O. 24h-Liberty (38-14)	13	128	2
O. 31h-Marshall (35-3)	10	50	1
N. 7a-Davidson (30-12)	7	181	1
N. 14a-VMI (33-21)	25	89	3
N. 21a-The Citadel (18-35)	19	65	1
Totals(11 Games)	197	1,168	11

2019 FURMAN PALADINS FOOTBALL / Rushing



HANK MCLOUD (1,092 YARDS) — 2013

Date	Site-Opponent (Score)	Att.	Yds.	TD
A. 31	a-Gardner-Webb (21-28)	8	25	0
S. 7	a-Coastal Carolina (28-35)	21	133	1
S. 14	h-Presbyterian (21-20)	22	102	2
S. 28	a-The Citadel (24-17)	16	77	0
O. 5	h-Elon (25-28)	20	116	1
O. 12	a-Chattanooga (9-31)	15	62	0
O. 19	h-Appalachian State (27-10)	13	89	0
O. 26	a-LSU (16-48)	16	79	0
N. 2	a-Georgia Southern (16-14)	17	102	0
N. 9	h-Samford (35-18)	15	70	0
N. 16	a-Western Carolina (32-20)	18	87	0
N. 23	h-Wofford (27-13)	20	78	1
N. 30	a-South Carolina State (30-20)	10	65	0
D. 7	a-North Dakota State (7-35)	4	7	0
Totals	(11 Games)	230	1,376	14

JERODIS WILLIAMS (1,055 YARDS) — 2011

Date	Site-Opponent (Score)	Att.	Yds.	TD
S. 3	a-Coastal Carolina (23-30)	15	142	3
S. 10	a-The Citadel (16-6)	28	122	0
S. 24	h-Presbyterian (62-21)	17	95	0
O. 1	a-Western Carolina (47-21)	28	175	1
O. 8	h-Samford (21-26)	10	25	0
O. 15	a-Georgia Southern (20-48)	13	64	0
O. 22	h-Wofford (26-21)	22	155	2
O. 29	a-Chattanooga (14-7)	20	60	1
N. 5	h-Appalachian State (20-10)	13	48	0
N. 12	h-Elon (34-41)	14	36	0
N. 19	a-Florida (32-55)	19	133	2
Totals	(11 Games)	199	1,055	9

HINDLEY BRIGHAM (1,042 YARDS) — 2003

Date	Site-Opponent (Score)	Att.	Yds.	TD
A. 30	h-Elon (24-7)	18	110	0
S. 6	a-Clemson (17-28)	7	7	0
S. 20	h-Richmond (31-17)	20	110	1
S. 27	h-Gardner-Webb (45-0)	16	81	2
O. 4	a-Western Carolina (19-13)	28	137	0
O. 11	h-Appalachian State (10-13)	18	96	0
O. 18	a-The Citadel (9-10)	10	29	0
O. 25	h-East Tennessee State (10-30)	10	126	0
N. 8	a-Georgia Southern (24-29)	11	127	1
N. 15	h-Wofford (6-7)	19	74	0
N. 22	a-Chattanooga (63-21)	11	145	1
Totals	(11 Games)	178	1,042	5

CARL TREMBLE (1,034 YARDS) — 1990

Date	Site-Opponent (Score)	Att.	Yds.	TD
S. 4	h-South Carolina State (24-7)	14	46	1
S. 8	h-Presbyterian (63-7)	9	73	2
S. 15	a-Chattanooga (38-21)	21	95	2
S. 22	a-Florida (3-27)	16	70	0
S. 29	a-Marshall (7-10)	21	16	0
O. 6	h-VMI (51-22)	14	118	2
O. 13	a-Appalachian State (30-7)	19	97	2
O. 27	h-Western Carolina (42-9)	16	111	1
N. 3	a-William & Mary (28-38)	17	129	0
N. 10	a-East Tennessee State (29-13)	20	77	1
N. 17	h-The Citadel (30-17)	30	202	2
Totals	(11 Games)	197	1,034	13

ROBBIE GARDNER (1,018 YARDS) — 1986

Date	Site-Opponent (Score)	Att.	Yds.	TD
S. 6	h-South Carolina State (34-7)	12	88	2
S. 13	a-Georgia Tech (17-17)	19	78	0
S. 20	a-VMI (34-3)	13	88	2
S. 27	a-Marshall (38-10)	17	70	0
O. 4	a-East Tennessee State (13-25)	19	75	1
O. 18	h-Western Carolina (13-19)	21	75	1
O. 25	a-Appalachian State (17-17)	25	127	1
N. 1	h-Presbyterian (45-31)	16	132	2
N. 8	h-Davidson (59-0)	9	68	2
N. 15	a-Chattanooga (21-10)	16	55	1
N. 22	h-The Citadel (37-14)	29	162	3
Totals	(11 Games)	196	1,018	15

STANFORD JENNINGS (1,007 YARDS) — 1982

Date	Site-Opponent (Score)	Att.	Yds.	TD
S. 2	a-North Carolina State (0-26)	12	21	0
S. 18	a-Appalachian State (27-21)	24	153	1
S. 25	a-Chattanooga (13-16)	13	32	0
O. 2	h-VMI (38-3)	16	56	2
O. 9	h-Western Carolina (12-6)	19	114	0
O. 16	a-South Carolina (28-23)	16	79	0
O. 23	a-East Tennessee State (28-15)	25	107	2
O. 30	h-Davidson (63-14)	16	159	2
N. 6	h-James Madison (17-10)	7	22	0
N. 13	a-Marshall (45-7)	21	150	2
N. 20	h-The Citadel (27-0)	31	114	2
Totals	(11 Games)	200	1,007	11

STEVE CRISLIP (1,002 YARDS) — 1971

Date	Site-Opponent (Score)	Att.	Yds.	TD
S. 11	h-Appalachian State (0-0)	12	42	0
S. 18	a-Presbyterian (14-35)	17	159	0
S. 25	a-Wofford (0-27)	19	44	0
O. 2	h-VMI (14-0)	21	142	0
O. 9	h-Western Carolina (21-14)	11	49	1
O. 16	h-Davidson (41-6)	10	31	1
O. 23	a-Richmond (0-20)	8	-4	0
O. 30	a-East Carolina (13-26)	12	50	0
N. 6	h-Guilford (42-14)	19	139	2
N. 13	a-The Citadel (33-35)	24	121	2
N. 20	h-Carson-Newman (23-10)	33	229	1
Totals	(11 Games)	186	1,002	7



Hank McCloud

2019 FURMAN PALADINS FOOTBALL / Rushing



CAREER RUSHING ATTEMPTS

Rank	Player	Years	Attempts
1).....	Louis Ivory.....	1998-01.....	847 ... (5,353 yds.)
2).....	Carl Tremble.....	1989-92.....	696 ... (4,149 yds.)
3).....	Larry Robinson.....	1973-76.....	661 ... (3,038 yds.)
4).....	Stanford Jennings.....	1980-83.....	650 ... (3,868 yds.)
5).....	Jerome Felton.....	2004-07.....	575 ... (2,652 yds.)
6).....	Jerodis Williams.....	2009-12.....	574 ... (3,097 yds.)
7).....	Robbie Gardner.....	1983-87.....	537 ... (3,102 yds.)
8).....	Mike Glenn.....	1978-80.....	519 ... (2,446 yds.)
9).....	Cedrick Gipson.....	2004-07.....	500 ... (2,666 yds.)
10).....	Hank McCloud.....	2011-14.....	499 ... (2,395 yds.)

CAREER RUSHING YARDAGE

Rank	Player	Years	Att.	Yards	Avg.	TD
1).....	Louis Ivory.....	1998-01.....	847.....	5,353.....	6.3.....	53
2).....	Carl Tremble.....	1989-92.....	696.....	4,149.....	6.0.....	43
3).....	Stanford Jennings.....	1980-83.....	650.....	3,868.....	6.0.....	39
4).....	Robbie Gardner.....	1982-86.....	537.....	3,102.....	5.8.....	43
5).....	Jerodis Williams.....	2009-12.....	574.....	3,097.....	5.4.....	29
6).....	Larry Robinson.....	1973-76.....	661.....	3,038.....	4.6.....	25
7).....	Cedrick Gipson.....	2004-07.....	500.....	2,666.....	5.3.....	12
8).....	Jerome Felton.....	2004-07.....	575.....	2,652.....	4.6.....	63
9).....	Mike Glenn.....	1978-80.....	519.....	2,446.....	4.7.....	29
10).....	Hank McCloud.....	2011-14.....	499.....	2,395.....	4.8.....	17
11).....	Hindley Brigham.....	2001-03.....	324.....	2,034.....	6.3.....	12
12).....	Mark Moore.....	1994-97.....	365.....	2,025.....	5.5.....	13
13).....	Dennis Williams.....	1981-84.....	372.....	1,984.....	5.3.....	10
14).....	Steve Crislip.....	1969-71.....	364.....	1,938.....	5.3.....	16
15).....	Brothel Cole.....	1978-81.....	271.....	1,865.....	6.9.....	17
16).....	Antonio Wilcox.....	2014-17.....	385.....	1,777.....	4.6.....	21
17).....	Ernest Crosby.....	1995-98.....	363.....	1,775.....	4.9.....	12
18).....	Justin Hill.....	1997-00.....	388.....	1,741.....	4.5.....	16
19).....	Leonardo McClarty.....	1991-95.....	395.....	1,712.....	4.3.....	16
20).....	Tom Campbell.....	1958-61.....	337.....	1,699.....	5.0.....	14

CAREER RUSHING TOUCHDOWNS

Rank	Player	Year	TD
1).....	Jerome Felton.....	2004-07.....	63
2).....	Louis Ivory.....	1998-01.....	53
3).....	Carl Tremble.....	1989-92.....	43
.....	Robbie Gardner.....	1982-86.....	43
5).....	Stanford Jennings.....	1990-83.....	39
6).....	Derek Russell.....	1997-00.....	34
7).....	Tersoo Uhaa.....	2008-11.....	31
8).....	Mike Glenn.....	1978-80.....	29
.....	Jerodis Williams.....	2009-12.....	29
10).....	Larry Robinson.....	1973-76.....	25



Antonio Wilcox



Robbie Gardner

2019 FURMAN PALADINS FOOTBALL / Rushing



34

*Louis Ivory, TB
Fort Valley, Ga.*

Year	G-GS	Att.	Yds.	Avg.	TD	Long
1998.....	9-5	80	406	5.1	4	54
1999.....	11-11	230	1376	6.0	14	59
2000.....	11-11	286	2079	7.3	16	88
2001.....	11-11	251	1492	5.9	19	67
Totals.....	42-38	847	5353	6.3	53	88

36

*Carl Tremble, TB
Jacksonville, Fla.*

Year	G-GS	Att.	Yds.	Avg.	TD	Long
1989.....	11-4	112	633	5.7	6	48
1990.....	10-10	197	1034	5.2	13	53
1991.....	9-9	159	927	5.8	11	65
1992.....	11-11	228	1555	6.8	13	65
Totals.....	41-34	696	4149	6.0	43	65

27

*Stanford Jennings, TB
Summerville, S.C.*

Year	G-GS	Att.	Yds.	Avg.	TD	Long
1980.....	10-0	63	433	6.9	4	60
1981.....	11-11	197	1168	5.9	11	84
1982.....	11-11	200	1007	5.0	11	44
1983.....	11-11	190	1260	6.6	13	65
Totals.....	43-33	650	3868	6.0	39	84

23

*Robbie Gardner, TB
Orangeburg, S.C.*

Year	G-GS	Att.	Yds.	Avg.	TD	Long
1982.....	10-0	69	363	5.3	3	37
1983.....	11-0	86	396	4.6	10	27
1984.....	11-11	169	1232	7.3	14	88
1985.....	2-2	17	93	5.5	1	18
1986.....	11-11	196	1018	5.2	15	57
Totals.....	45-24	537	3102	5.8	43	88

30

*Jerodis Williams, RB
Prattville, Ala.*

Year	G-GS	Att.	Yds.	Avg.	TD	Long
2009.....	11-11	92	483	5.2	3	40
2010.....	11-0	84	389	4.6	6	33
2011.....	11-11	199	1055	5.3	9	77
2012.....	11-11	199	1170	5.9	11	89
Totals.....	44-33	574	3097	5.4	29	89

31

*Larry Robinson, TB
Hoganville, Ga.*

Year	G-GS	Att.	Yds.	Avg.	TD	Long
1973.....	11-10	189	916	4.8	9	71
1974.....	11-11	204	733	3.6	5	16
1975.....	11-8	164	780	4.8	5	50
1976.....	11-3	104	609	5.9	6	84
Totals.....	44-32	661	3038	4.6	25	84

20

*Cedrick Gipson, TB
Summerton, S.C.*

Year	G-GS	Att.	Yds.	Avg.	TD	Long
2004.....	13-0	124	745	6.0	4	55
2005.....	14-0	124	713	5.8	4	51
2006.....	12-12	190	938	4.9	4	67
2007.....	10-10	62	270	4.3	3	37
Totals.....	49-22	500	2666	5.3	12	67

45

*Jerome Felton, FB
Madisonville, Tenn.*

Year	G-GS	Att.	Yds.	Avg.	TD	Long
2004.....	13-7	66	300	4.5	10	37
2005.....	14-14	182	940	5.2	18	31
2006.....	11-10	162	707	4.4	23	37
2007.....	11-11	165	705	4.3	12	60
Totals.....	50-44	565	2652	4.6	63	60

31

*Mike Glenn, TB
Reidville, S.C.*

Year	G	Att.	Yds.	Avg.	TD	Long
1978.....	11	153	734	4.8	8	37
1979.....	11	208	857	4.1	10	46
1980.....	9	158	855	5.4	11	88
Totals.....	31	519	2446	4.7	29	88

26

*Hank McCloud, RB
Tampa, Fla.*

Year	G-GS	Att.	Yds.	Avg.	TD	Long
2011.....	11-0	58	241	4.2	1	28
2012.....	11-0	103	521	5.1	6	45
2013.....	14-14	215	1092	5.1	5	32
2014.....	10-7	499	2395	4.4	5	60
Totals.....	46-21	499	2395	4.8	17	60

26

*Hindley Brigham, TB
Birmingham, Ala.*

Year	G-GS	Att.	Yds.	Avg.	TD	Long
2001.....	11-0	17	230	13.5	2	65
2002.....	12-9	129	762	5.9	5	63
2003.....	11-11	178	1042	5.9	5	80
Totals.....	34-20	324	2034	6.3	12	80

28

*Mark Moore, TB
Tarpon Springs, Fla.*

Year	G-GS	Att.	Yds.	Avg.	TD	Long
1994.....	11-2	65	462	7.1	3	72
1995.....	11-11	169	937	5.5	7	65
1996.....	4-1	40	201	5.0	0	63
1997.....	11-4	91	425	4.7	3	34
Totals.....	37-18	365	2025	5.5	13	72

2019 FURMAN PALADINS FOOTBALL / Rushing



35

*Dennis Williams, FB
Anderson, S.C.*

Year	G	Att.	Yds.	Avg.	TD	Long
1981.....	10	99	535	5.4	3	36
1982.....	8	79	396	5.0	2	52
1983.....	11	82	401	4.9	3	18
1984.....	11	112	652	5.8	2	34
Totals.....	40	372	1984	5.3	10	52

43

*Steve Crislip, RB
Augusta, Ga.*

Year	G	Att.	Yds.	Avg.	TD	Long
1969.....	26	65	283	2.5	1
1970.....	11	152	871	5.7	8
1971.....	11	186	1002	5.4	7
Totals.....	364	1938	5.3	16

25

*Brothel Cole, TB
McBee, S.C.*

Year	G	Att.	Yds.	Avg.	TD	Long
1978.....	5	4	113	28.3	0	57
1979.....	10	100	751	7.5	5	76
1980.....	10	96	626	6.5	6	67
1981.....	9	71	375	5.3	6	55
Totals.....	34	271	1865	6.9	17	76

25

*Antonio Wilcox, RB
Fitzgerald, Ga.*

Year	G-GS	Att.	Yds.	Avg.	TD	Long
2014.....	8-2	47	190	4.0	0	17
2015.....	10-5	88	375	4.3	1	43
2016.....	11-2	88	398	4.5	6	24
2017.....	13-13	162	814	5.0	14	68
Totals.....	42-22	385	1777	4.6	21	68

22

*Ernest Crosby, TB
Greenville, S.C.*

Year	G-GS	Att.	Yds.	Avg.	TD	Long
1995.....	8-0	29	103	3.6	0	8
1996.....	9-8	135	769	5.7	6	69
1997.....	10-7	148	681	4.6	4	53
1998.....	9-4	51	222	4.4	2	26
Totals.....	36-19	363	1775	4.9	12	69

15

*Justin Hill, QB
Greer, S.C.*

Year	G-GS	Att.	Yds.	Avg.	TD	Long
1997.....	6-3	46	231	5.0	1	50
1998.....	10-10	118	390	3.3	5	44
1999.....	11-11	122	640	5.2	8	60
2000.....	10-10	102	480	4.7	2	65
Totals.....	37-34	388	1741	4.5	16	65

34

*Leonardo McClarty, FB/TB
College Park, Ga.*

Year	G-GS	Att.	Yds.	Avg.	TD	Long
1991.....	5-0	9	51	5.7	1	11
1993.....	10-4	97	360	3.7	3	20
1994.....	11-11	187	848	4.5	4	25
1995.....	11-11	102	453	4.4	8	47
Totals.....	37-26	395	1712	4.3	16	47

36

*Tom Campbell, FB
Plymouth Meeting, Pa.*

Year	G	Att.	Yds.	Avg.	TD	Long
1958.....	9	54	60	6.0	0
1959.....	50	262	5.2	2
1960.....	126	616	4.8	5
1961.....	157	767	4.9	6
Totals.....	337	1699	5.0	14

32

*Steve Bishop, FB
Lawrenceville, Ga.*

Year	G	Att.	Yds.	Avg.	TD	Long
1977.....	2	5	30	6.0	0	10
1978.....	10	101	510	5.0	5	69
1979.....	10	78	433	5.6	2	47
1980.....	11	129	719	5.6	1	38
Totals.....	33	313	1692	5.4	8	69

32

*John Bagwell, TB
Summerville, S.C.*

Year	G	Att.	Yds.	Avg.	TD	Long
1984.....	9	9	53	5.9	0	21
1985.....	8	81	502	6.2	6	77
1987.....	11	143	844	5.9	8	55
1988.....	7	58	259	4.5	3	63
Totals.....	35	291	1658	5.7	17	77

34

*Dwight Sterling, FB/TB
Rock Hill, S.C.*

Year	G	Att.	Yds.	Avg.	TD	Long
1986.....	11	0	0	0.0	0	0
1987.....	11	92	478	5.2	5	39
1988.....	9	112	597	5.3	9	34
1989.....	10	104	579	5.6	4	43
Totals.....	41	308	1654	5.4	18	43

35

*Kennet Goldsmith, FB
Charlotte, N.C.*

Year	G-GS	Att.	Yds.	Avg.	TD	Long
1985.....	6-0	24	123	5.1	0	14
1986.....	11-9	92	396	4.3	2	35
1987.....	11-11	95	505	5.3	5	32
1988.....	7-7	92	586	6.4	3	58
Totals.....	35-27	303	1610	5.3	10	58



INDIVIDUAL

Most Attempts

Game: 67, Cleve Hightower vs. Wofford, 1969
Game (Opponent): 78, Tom Ehrhardt, Rhode Island, 1985
Season: 368, Jordan Sorrells, 2008
Career: 901, Jordan Sorrells, 2006-09

Most Yards Per Attempt

Season: 10.56, P.J. Blazejowski, 2017
Career: 9.3, Bobby Lamb, 1982-85

Most Completions

Game: 32, Cleve Hightower vs. Wofford, 1969
Game (Opponent): 44, Andy Summerlin, Samford, 2013
Season: 224, Jordan Sorrells, 2008
Career: 560, Jordan Sorrells, 2006-09

Most Yards Per Completion

Season: 17.5, Bobby Lamb, 1985
Career: 16.8, Bobby Lamb, 1982-85

Most Yards

Game: 365, Reese Hannon vs. Coastal Carolina, 2015
Game (Opponent): 534, Scott Riddle, Elon, 2007
Season: 2,959, Ingle Martin, 2005
As A Freshman: 1,896, Reese Hannon, 2012
As A Sophomore: 1,748, Reese Hannon, 2013
As A Junior: 2,792, Ingle Martin, 2004
As A Senior: 2,959, Ingle Martin, 2005
Career: 7,740, Reese Hannon, 2012-16

Most Yards Per Game

Season: 214.8, Ingle Martin, 2004
Career: 213.4, Ingle Martin, 2004-05

Best Completion Percentage

Game: 1.000 (12x12), Billy Napier vs. Georgia Southern (2G), 2001
 1.000 (15x15), P.J. Blazejowski vs. Wofford, 2014
Game (Opponent): .947 (18-19), Stanley Myers, The Citadel, 1998
Season: .688 (75-109), Harris Roberts, 2018
Career: .645 (356-552), Billy Napier, 1999-02

Most Interceptions

Game: 6, Cleve Hightower vs. Wofford, 1969
Game (Opponent): 6, Tom Ehrhardt, Rhode Island, 1985
Season: 19, Cleve Hightower, 1969
Career: 33, Billy Canty, 1958-61

Consecutive Attempts Without Interception

Season: 203, Braniff Bonaventure, 1996
Two Seasons: 215, Braniff Bonaventure, 1995-96

Consecutive Completions

Game: 15, P.J. Blazejowski vs. Wofford, 2014
Game (Opponent): 28, Richie Williams, Appalachian State, 2004
Cumulative: 20, Chris Forcier (2 vs. Coastal Carolina, 9 vs. The Citadel, 9 vs. Presbyterian), 2011

Highest Passing Efficiency Rating

Game: 411.08 (8-10-0-237-4TDs), Billy Napier vs. Elon, 2002
Game (Opponent): 287.23 (17-18-0-256-4TDs), Chris Todd, Auburn, 2009
Season: 182.59, Harris Roberts, 2018
Career: 170.66, Chris Forcier, 2009-11

Most Touchdowns

Quarter: 4 (2Q), Chris Forcier vs. Presbyterian, 2011
Half: 6 (1H), Chris Forcier vs. Presbyterian, 2011
Game: 7, Chris Forcier vs. Presbyterian, 2011
Game (Opponent): 5, Tyrie Adams, Western Carolina, 2018
Season: 23, Chris Forcier, 2011
Career: 42, Ingle Martin, 2004-05
 42, Jordan Sorrells, 2006-09

Longest Pass

Furman: 92, David Charpia to Chas Fox vs. East Tennessee State, 1983
 92, Philly Jones to Rick Ford vs. Ga. Southern, 1993
Opponent: 99, Gerald Clark to John Dent, Guilford, 1970

TEAM

Most Attempts, Game

Furman: 67 vs. Wofford, 1969
Opponents: 90 by Rhode Island, 1985

Fewest Attempts, Game

Furman: 1 vs. Davidson, 1957
Opponent: 1 by Wofford, 1955

Most Completions, Game

Furman: 32 vs. Wofford, 1969
Opponents: 45 by Rhode Island, 1985

Fewest Completions, Game

Furman: 0 vs. Wofford, 1962
Opponents: 0 by four opponents (most recent Georgia Southern, 1993)

Most Yards, Game

Furman: 400 vs. Coastal Carolina, 2015
Opponents: 534 by Elon, 2007

Fewest Yards, Game

Furman: 0 vs. Wofford, 1962
Opponents: 0 by five opponents (most recent Georgia Southern, 1993)

Most Touchdowns, Game

Furman: 7 vs. Presbyterian, 2011
Opponents: 5 by Western Carolina, 2018

Most Passes Had Intercepted, Game

Furman: 8 vs. Presbyterian, 1951
Opponents: 6 by Wofford, 1969

Most Attempts, Season

Furman: 381, 2005
Opponents: 406, 2004

2019 FURMAN PALADINS FOOTBALL / Passing



Most Completions, Season

Furman: 229, 2008

Opponents: 242, 2009

Highest Completion Percentage, Season

Furman: .668, 2002

Opponents: .658, 2009

Highest Passing Efficiency, Season

Furman: 171.37, 2011

Opponents: 153.65, 2007

Most Yards, Season

Furman: 3,123, 2005

Opponents: 2,907, 2013

Most Yards Per Completion, Season

Furman: 17.2, 1989

Opponents: 17.4, 1979

Most Passes Had Intercepted, Season

Furman: 25, 1969

Opponents: 28, 1986

Most Yards Per Game, Season

Furman: 266.5, 2016

Opponents: 263.7, 2007

Most Touchdown Passes, Season

Furman: 25, 2011

Opponents: 21, 2018



Ingle Martin



Chris Forcier



Jordan Sorrells



LONGEST PASSING PLAYS

Player (Passer)	Year	Site, Opponent, Score	Yards
Rick Ford (Philly Jones)	1993	a-Georgia Southern (19-31)	92
Chas Fox (David Charpia)	1983	h-East Tennessee State (28-7)	92
Chas Fox (Bobby Lamb)	1984	h-Central Florida (42-6)	90
Des Kitchings (Justin Hill)	1998	a-VMI (51-24)	87
Grant Brigham (Ingle Martin)	2005	h-Gardner-Webb (48-31)	87
Billy Whitley (Philly Jones)	1992	h-Western Carolina (27-29)	86
Andrej Suttles (Reese Hannon)	2013	h-Samford (35-17)	85
Thomas Gordon (Reese Hannon)	2016	a-VMI (24-10)	83
Dick Pfeifer (Jim Boyle)	1955	h-Florida State (6-19)	82
Jody Wade (Braniff Bonaventure)	1995	h-VMI (55-24)	82
Robbie Hahn (Clyde Hewell)	1966	a-George Washington (28-49)	81
Joe Foster (Paul Gwinn)	1937	h-Wofford (58-0)	80
Robbie Hahn (Bob Stillwell)	1966	h-Newberry (29-7)	80
John Whitmire (Frankie DeBusk)	1990	a-Eastern Kentucky (45-17)*	80
Billy Risher (David Charpia)	1982	a-Chattanooga (13-16)	79
Sederrick Cunningham (Chris Forcier)	2011	h-Appalachian State (20-10)	79

OPPONENT LONGEST PASSING PLAYS

Player (Passer)	Year	Site, Opponent, Score	Yards
John Dent (Gerald Clark)	1970	a-Guilford (28-49)	99
Raleigh Webb (Jordan Black)	2018	a-The Citadel (28-17)	91
Allen Marcelin (Daynor Prince)	1966	h-Parsons (6-20)	90
Joe Burke (Steve Woods)	1979	h-Chattanooga (14-45)	88
Jerry Gaines (Hal Mote)	1972	a-Western Carolina (15-24)	87
Chetyuane Reeder (Grayson Mullins)	2007	h-Prresbyterian (40-16)	84
Alvin Atkinson (Al Rhyne)	1979	a-Davidson (63-55)	83
Perry Tuttle (Billy Lott)	1979	a-Clemson (0-21)	81
Brian Baima (John Rosa)	1970	h-The Citadel (28-21)	80
Rader Sellers (Tim Davis)	1991	h-Presbyterian (52-7)	80
Derrick Steagall (Donnie Davis)	1993	a-Georgia Tech (3-37)	80
Lamar Cooper (Todd Wells)	1998	a-East Tennessee State (19-22)	80
A. Debose (John Brantley)	2011	a-Florida (32-55)	80

SINGLE GAME PASS ATTEMPTS

Player	Year	Site, Opponent, Score	No. (Comp.)
Cleve Hightower	1969	h-Wofford (21-31)	67... (32, 356 yds.)
Reese Hannon	2016	h-Samford (21-38)	50... (30, 301 yds.)
Reese Hannon	2016	a-Coastal Carolina (21-41)	45... (26, 310 yds.)
Ingle Martin	2005	a-Western Carolina (21-41)	43... (24, 249 yds.)
Jordan Sorrells	2008	a-Elon (10-31)	43... (26, 248 yds.)
Jordan Sorrells	2009	a-The Citadel (28-38)	42... (27, 250 yds.)
Billy Napier	2002	a-Villanova (38-45)*	41... (26, 310 yds.)
Jordan Sorrells	2009	h-Elon (12-19)	41... (21, 219 yds.)
Reese Hannon	2015	h-Coastal Carolina (35-38)	41... (27, 365 yds.)
Billy Baker	1957	a-The Citadel (14-18)	40... (27, 292 yds.)
Reese Hannon	2015	h-VMI (24-21)	40... (22, 197 yds.)
Reese Hannon	2016	h-Kennesaw State (42-52)	40... (28, 335 yds.)
Reese Hannon	2016	h-Wofford (27-34)	40... (27, 305 yds.)
Jordan Sorrells	2006	h-Chattanooga (28-22)	39... (22, 335 yds.)
Jordan Sorrells	2008	a-Wofford (10-35)	39... (25, 226 yds.)
Jordan Sorrells	2009	a-Missouri (12-52)	39... (24, 250 yds.)
Clyde Hewell	1968	a-Chattanooga (14-31)	38... (16, 181 yds.)
Frankie DeBusk	1990	a-William & Mary (28-38)	38... (18, 339 yds.)
Duncan Fletcher	2013	h-Elon (25-28)	38... (25, 255 yds.)

OPPONENT SINGLE GAME PASS ATTEMPTS

Player	Year	Site, Opponent, Score	No. (Comp.)
Tom Ehrhardt	1985	h-Rhode Island (59-15)*	78... (39, 494 yds.)
Andy Summerlin	2013	h-Samford (25-17)	69... (44, 372 yds.)
Chris Sanders	1999	a-Chattanooga (40-35)	66... (41, 532 yds.)
Carl Fodor	1984	a-Marshall (38-28)	60... (35, 436 yds.)
B.J. Coleman	2010	h-Chattanooga (28-36)	58... (33, 432 yds.)
Jefferson Adcock	2005	h-Samford (45-23)	56... (31, 351 yds.)
Lee Chapple	2008	h-Georgia Southern (10-17)	56... (39, 323 yds.)
Eric Beavers	1985	h-Nevada (35-12)*	52... (25, 308 yds.)
Scott Riddle	2007	h-Elon (52-49)	52... (38, 534 yds.)
Devlin Hodges	2018	h-Samford (19-38)	52... (40, 402 yds.)
Gerald Clark	1971	h-Guilford (42-14)	50... (19, 197 yds.)
Willie Perkins	1985	a-Western Carolina (31-27)	48... (28, 327 yds.)
Casey Bramlet	2001	a-Wyoming (14-20)	48... (30, 331 yds.)
Todd Cunningham	2001	h-Presbyterian (47-28)	48... (33, 346 yds.)
Zack Jaynes	2008	h-Western Carolina (28-21)	48... (33, 302 yds.)
Scott Riddle	2009	h-Elon (12-19)	48... (35, 374 yds.)

SINGLE GAME PASS COMPLETIONS

Player	Year	Site, Opponent, Score	No. (Att.)
Cleve Hightower	1969	h-Wofford (21-31)	32... (of 67, 356 yds.)
Reese Hannon	2016	h-Samford (21-38)	30... (of 50, 301 yds.)
Reese Hannon	2016	a-Kennesaw State (42-52)	28... (of 40, 335 yds.)
Billy Baker	1957	a-The Citadel	27... (of 40, 292 yds.)
Jordan Sorrells	2009	a-The Citadel	27... (of 42, 250 yds.)
Chris Forcier	2011	h-Samford (21-26)	27... (of 45, 356 yds.)
Reese Hannon	2015	h-Coastal Carolina (35-38)	27... (of 41, 365 yds.)
Reese Hannon	2016	h-Wofford (27-34)	27... (of 40, 305 yds.)
Billy Napier	2002	a-Villanova (38-45)*	26... (of 41, 310 yds.)
Jordan Sorrells	2008	a-Elon (10-31)	26... (of 43, 248 yds.)
Reese Hannon	2016	a-Coastal Carolina (21-41)	26... (of 45, 310 yds.)
Clyde Hewell	1967	a-Samford (28-42)	25... (of 36, 354 yds.)
Jordan Sorrells	2008	a-Wofford (10-35)	25... (of 39, 226 yds.)
Jordan Sorrells	2009	h-Wofford (58-21)	25... (of 36, 272 yds.)
Duncan Fletcher	2013	h-Elon (25-28)	25... (of 38, 255 yds.)

OPPONENT SINGLE GAME PASS COMPLETIONS

Player	Year	Site, Opponent, Score	No. (Att.)
Andy Summerlin	2013	h-Samford (35-17)	44... (of 69, 372 yds.)
Chris Sanders	1999	a-Chattanooga (40-35)	41... (of 66, 532 yds.)
Richie Williams	2004	a-Appalachian State (29-30)	40... (of 45, 413 yds.)
Devlin Hodges	2018	h-Samford (19-38)	40... (of 52, 402 yds.)
Tom Ehrhardt	1985	h-Rhode Island (59-15)*	39... (of 78, 494 yds.)
Lee Chappelle	2008	h-Georgia Southern (10-17)	39... (of 56, 323 yds.)
Scott Riddle	2007	h-Elon (52-49)	38... (of 52, 534 yds.)
Carl Fodor	1984	a-Marshall (38-28)	35... (of 60, 436 yds.)
Scott Riddle	2009	h-Elon (12-19)	35... (of 48, 374 yds.)
Todd Cunningham	2001	h-Presbyterian (47-28)	33... (of 48, 346 yds.)
Zack Jaynes	2008	h-Western Carolina (28-21)	33... (of 48, 302 yds.)
B.J. Coleman	2010	h-Chattanooga (28-36)	33... (of 58, 432 yds.)
Chris Sanders	2000	h-Chattanooga (45-44)	32... (of 47, 437 yds.)
Jamal Jackson	2012	a-Appalachian State (28-33)	32... (of 46, 332 yds.)
Kameron Bryant	2013	h-Appalachian State (27-10)	32... (of 40, 307 yds.)

SINGLE GAME PASSING YARDAGE

Player	Year	Site, Opponent, Score	Yds. (Com., Att.)
Reese Hannon	2015	h-Coastal Carolina (38-35)	365... (27 of 41)

2019 FURMAN PALADINS FOOTBALL / Passing



Cleve Hightower.....	1969 ..	h-Wofford (21-31).....	356 ...	(32 of 67)
Chris Forcier.....	2011 ..	h-Samford (21-26).....	356 ...	(27 of 45)
Clyde Hewell.....	1967 ..	a-Samford (28-42).....	354 ...	(25 of 36)
Cleve Hightower.....	1969 ..	h-Mississippi College (19-21).....	346 ...	(20 of 37)
Chris Forcier.....	2011 ..	h-Elon (34-41).....	344 ...	(18 of 33)
Frankie DeBusk.....	1990 ..	a-William & Mary (28-38).....	339 ...	(18 of 37)
Clyde Hewell.....	1967 ..	a-East Carolina (29-34).....	335 ...	(19 of 31)
Brent Rickman.....	1997 ..	h-VMI (35-14).....	335 ...	(19 of 25)
Jordan Sorrells.....	2006 ..	h-Chattanooga (28-22).....	335 ...	(22 of 39)
Reese Hannon.....	2017 ..	h-Kennesaw State (42-52).....	335 ...	(28 of 40)
Reese Hannon.....	2013 ..	h-Wofford (27-13).....	326 ...	(23 of 37)
Ingle Martin.....	2005 ..	a-Chattanooga (56-35).....	323 ...	(15 of 17)
David Henderson.....	1978 ..	a-Marshall (42-12).....	316 ...	(15 of 20)
Billy Napier.....	2002 ..	a-Villanova (38-45).....	310 ...	(26 of 41)
Renaldo Gray.....	2006 ..	a-North Carolina (42-45).....	310 ...	(20 of 26)
Reese Hannon.....	2016 ..	a-Coastal Carolina (21-141).....	310 ...	(46 of 45)
P.J. Blazejewski.....	2014 ..	a-The Citadel (35-42).....	307 ...	(20 of 29)
P.J. Blazejewski.....	2014 ..	h-Wofford (31-14).....	305 ...	(15 of 15)
Reese Hannon.....	2016 ..	h-Wofford (27-34).....	305 ...	(27 of 40)
Ingle Martin.....	2004 ..	a-Appalachian State (29-30).....	303 ...	(24 of 34)
Reese Hannon.....	2016 ..	h-Samford (21-38).....	301 ...	(30 of 50)
P.J. Blazejewski.....	2017 ..	h-East Tennessee State (56-35).....	301 ...	(17 of 22)
Braniff Bonaventure.....	1994 ..	h-Western Carolina (24-35).....	300 ...	(14 of 34)

2018.....	h-Western Carolina (44-38).....	446	(27 of 40)
2000.....	h-Chattanooga (45-44).....	437	(32 of 47)
1984.....	a-Marshall (38-28).....	436	(35 of 60)
2017.....	h-East Tennessee State (56-35).....	434	(24 of 37)
2010.....	h-Chattanooga (28-36).....	432	(33 of 58)
1987.....	h-Marshall (42-36).....	428	(26 of 45)

250-YARD PASSING PERFORMANCES

Player	Year	Site, Opponent, Score	Yds. (Com., Att.)	
Reese Hannon.....	2015 ..	h-Coastal Carolina (35-38).....	365	(27 of 41)
Cleve Hightower.....	1969 ..	h-Wofford (21-31).....	356	(32 of 67)
Chris Forcier.....	2011 ..	h-Samford (21-26).....	356	(27 of 45)
Clyde Hewell.....	1967 ..	a-Samford (28-42).....	354	(25 of 36)
Cleve Hightower.....	1969 ..	h-Mississippi College (19-21).....	346	(20 of 37)
Chris Forcier.....	2011 ..	h-Elon (34-41).....	344	(18 of 33)
Frankie DeBusk.....	1990 ..	a-William & Mary (28-38).....	339	(18 of 37)
Clyde Hewell.....	1967 ..	a-East Carolina (29-34).....	335	(19 of 31)
Brent Rickman.....	1997 ..	h-VMI (35-14).....	335	(19 of 25)
Jordan Sorrells.....	2006 ..	h-Chattanooga (28-22).....	335	(22 of 39)
Reese Hannon.....	2016 ..	h-Kennesaw State (42-52).....	335	(28 of 40)
Reese Hannon.....	2013 ..	h-Wofford (27-13).....	326	(23 of 37)
Ingle Martin.....	2005 ..	a-Chattanooga (56-35).....	323	(15 of 17)
David Henderson.....	1978 ..	a-Marshall (42-12).....	316	(15 of 20)
Billy Napier.....	2002 ..	a-Villanova (38-45)*.....	310	(26 of 41)
Renaldo Gray.....	2006 ..	a-North Carolina (42-45).....	310	(20 of 26)
Reese Hannon.....	2016 ..	a-Coastal Carolina (21-41).....	310	(26 of 45)
P.J. Blazejewski.....	2014 ..	a-The Citadel (35-42).....	307	(20 of 29)
P.J. Blazejewski.....	2014 ..	h-Wofford (31-14).....	305	(15 of 15)
Reese Hannon.....	2016 ..	h-Wofford (27-34).....	305	(27 of 40)
Ingle Martin.....	2004 ..	a-Appalachian State (29-30).....	303	(24 of 34)
Reese Hannon.....	2016 ..	h-Samford (21-38).....	301	(30 of 50)
P.J. Blazejewski.....	2017 ..	h-East Tennessee State (56-35).....	301	(17 of 22)
Braniff Bonaventure.....	1994 ..	h-Western Carolina (24-35).....	300	(14 of 34)
Billy Baker.....	1957 ..	a-The Citadel (14-18).....	292	(27 of 40)
Frankie DeBusk.....	1990 ..	a-Eastern Kentucky (45-17)*.....	292	(13 of 19)
Reese Hannon.....	2016 ..	a-VMI (24-10).....	291	(18 of 27)
Renaldo Gray.....	2007 ..	a-The Citadel (51-54).....	289	(15 of 32)
Jordan Sorrells.....	2009 ..	h-Presbyterian (45-21).....	285	(24 of 30)
Ingle Martin.....	2004 ..	a-Wofford (31-240).....	283	(20 of 28)
Ingle Martin.....	2004 ..	h-Jacksonville State (49-7)*.....	282	(14 of 19)
Braniff Bonaventure.....	1995 ..	h-VMI (55-24).....	280	(11 of 18)
Philly Jones.....	1993 ..	a-Georgia Southern (19-31).....	276	(18 of 29)
Jordan Sorrells.....	2009 ..	h-Wofford (58-21).....	272	(25 of 36)
David Charpia.....	1983 ..	a-The Citadel (49-21).....	271	(15 of 27)
Clyde Hewell.....	1967 ..	h-Davidson (22-45).....	270	(21 of 32)
Hugh Swilling.....	1991 ..	a-VMI (52-23).....	270	(15 of 27)
Reese Hannon.....	2016 ..	a-East Tennessee State (52-7).....	267	(16 of 18)
David Henderson.....	1978 ..	a-East Tennessee State (36-14).....	266	(13 of 17)
Bobby Lamb.....	1985 ..	a-South Carolina State (38-31).....	266	(10 of 18)
David Charpia.....	1983 ..	h-East Tennessee State (28-7).....	265	(15 of 25)
Braniff Bonaventure.....	1996 ..	h-Chattanooga (42-21).....	264	(14 of 19)
Jordan Sorrells.....	2008 ..	h-Delaware (23-21).....	263	(17 of 30)
Cleve Hightower.....	1969 ..	a-The Citadel (21-37).....	261	(17 of 29)
Renaldo Gray.....	2007 ..	h-Presbyterian (40-16).....	261	(19 of 22)
Harris Roberts.....	2018 ..	a-VMI (49-13).....	261	(13 of 17)
Bobby Lamb.....	1985 ..	h-Chattanooga (28-0).....	260	(16 of 29)
Frankie DeBusk.....	1988 ..	h-Western Carolina (31-0).....	258	(15 of 23)
P.J. Blazejewski.....	2017 ..	a-Wofford (10-28).....	257	(18 of 30)
Braniff Bonaventure.....	1996 ..	h-Western Carolina (45-30).....	255	(12 of 16)
Reese Hannon.....	2012 ..	h-Coastal Carolina (45-47).....	255	(22 of 35)

OPPONENT SINGLE GAME PASSING YARDAGE

Player	Year	Site, Opponent, Score	Yds. (Com., Att.)	
Scott Riddle.....	2007 ..	h-Elon (52-49).....	534	(38 of 52)
Chris Sanders.....	1999 ..	a-Chattanooga (40-35).....	532	(41 of 67)
Tom Ehrhardt.....	1985 ..	h-Rhode Island (59-15)*.....	494	(39 of 78)
Chris Sanders.....	2000 ..	h-Chattanooga (45-44).....	437	(32 of 47)
Carl Fodor.....	1984 ..	a-Marshall (38-28).....	436	(35 of 60)
Austin Herink.....	2017 ..	h-East Tennessee State (56-35).....	434	(24 of 37)
B.J. Coleman.....	2010 ..	h-Chattanooga (28-36).....	432	(33 of 58)
Tyrie Adams.....	2018 ..	h-Western Carolina (44-38).....	424	(25 of 36)
Tracy Ham.....	1985 ..	n-Georgia Southern (42-44)*.....	419	(23 of 37)
Richie Williams.....	2004 ..	a-Appalachian State (29-30).....	413	(40 of 45)

SINGLE GAME TEAM PASSING YARDAGE

Year	Site, Opponent, Score	Yds. (Com., Att.)	
2016.....	h-Kennesaw State (42-52).....	391	(30 of 42)
2015.....	h-Coastal Carolina (35-38).....	365	(27 of 41)
1969.....	h-Wofford (21-31).....	356	(32 of 67)
2011.....	h-Samford (26-21).....	356	(27 of 45)
1967.....	a-Samford (28-42).....	354	(25 of 36)
1997.....	h-VMI (35-14).....	349	(21 of 30)
1969.....	h-Mississippi College (19-21).....	346	(20 of 37)
2007.....	h-Presbyterian (40-16).....	344	(27 of 34)
2011.....	h-Elon (34-41).....	344	(18 of 34)
1990.....	a-William & Mary (28-38).....	339	(18 of 37)
1967.....	a-East Carolina (29-34).....	335	(19 of 31)
2005.....	a-Chattanooga (56-35).....	332	(16 of 21)

OPPONENT SINGLE GAME TEAM PASSING YARDAGE

Year	Site, Opponent, Score	Yds. (Com., Att.)	
2007.....	h-Elon (52-49).....	534	(38 of 52)
1999.....	a-Chattanooga (40-35).....	532	(41 of 67)
1985.....	h-Rhode Island (59-15)*.....	532	(45 of 90)
1990.....	a-Nevada (35-42)*.....	496	(39 of 67)

2019 FURMAN PALADINS FOOTBALL / Passing



Duncan Fletcher	2013	h-Elon (25-28)	255	(25 of 38)
Jordan Sorrells	2008	h-The Citadel (34-20)	253	(21 of 29)
Billy Napier	2002	h-Western Carolina (24-23)	252	(15 of 22)
Ingle Martin	2005	h-Appalachian State (15 of 26)	252	(15 of 26)
Jordan Sorrells	2006	h-The Citadel (23-17)	251	(20 of 31)
Reese Hannon	2016	a-Mercer (24-27)	251	(23 of 34)
P.J. Blazejowski	2017	a-Colgate (45-14)	251	(13 of 20)
Jordan Sorrells	2009	a-Missouri (12-52)	250	(24 of 39)
Jordan Sorrells	2009	a-The Citadel (28-38)	250	(27 of 42)

*NCAA FCS Playoffs

7)..... Jordan Sorrells	2009	63.5	(212 of 334, 2,337 yds.)
8)..... David Charpia	1983	63.5	(99 of 156, 1,419 yds.)
9)..... Renaldo Gray	2007	62.6	(152 of 243, 1,792 yds.)
10)..... Billy Napier	2001	62.3	(129 of 207, 1,772 yds.)

SEASON TEAM PASSING YARDAGE AVERAGE

Rank	Year	Games	Yards	Avg.
1).....	2016	11	2,931	266.5
2).....	2009	11	2,537	230.6
3).....	2004	13	2,792	228.8
4).....	2005	14	3,123	223.1
5).....	2011	11	2,448	222.5
6).....	2002	12	2,475	218.3
7).....	2008	12	2,576	214.7
8).....	2007	11	2,345	213.2
9).....	1967	10	2,088	208.8
10).....	2012	11	2,210	200.9

SEASON PASSING YARDAGE

Rank	Player	Year	Yards (Comp., Att.)
1).....	Ingle Martin	2005	2,959..... (212 of 349)
2).....	Ingle Martin	2004	2,792..... (198 of 320)
3).....	Jordan Sorrells	2008	2,537..... (224 of 368)
4).....	Billy Napier	2002	2,475..... (189 of 276)
5).....	Reese Hannon	2016	2,466..... (197 of 295)
6).....	P.J. Blazejowski	2017	2,461..... (142 of 233)
7).....	Jordan Sorrells	2009	2,337..... (212 of 334)
8).....	Chris Forcier	2011	2,265..... (148 of 231)
9).....	Frankie DeBusk	1990	2,035..... (125 of 234)
10).....	Braniff Bonaventure	1996	2,030..... (151 of 234)

SEASON PASS ATTEMPTS

Rank	Player	Year	No. (Comp.)
1).....	Jordan Sorrells	2008	368 ... (224, 2,537 yds.)
2).....	Ingle Martin	2005	349 ... (212, 2,959 yds.)
3).....	Jordan Sorrells	2009	334 ... (212, 2,337 yds.)
4).....	Ingle Martin	2004	320 ... (198, 2,792 yds.)
5).....	Reese Hannon	2016	295 ... (197, 2,466 yds.)
6).....	Billy Napier	2002	276 ... (189, 2,475 yds.)
7).....	Reese Hannon	2012	260 ... (160, 1,896 yds.)
8).....	Reese Hannon	2013	254 ... (153, 1,748 yds.)
9).....	Renaldo Gray	2007	243 ... (152, 1,792 yds.)
10).....	Cleve Hightower	1969	238 ... (105, 1,404 yds.)

SEASON PASSING EFFICIENCY

Rank	Player	Year	YPA	Com%	TD%	Int%	Rating
1).....	Harris Roberts	2018	10.01	68.8	10.09	1.83	182.59
2).....	Chris Forcier	2011	9.80	64.1	9.95	3.46	172.36
3).....	P.J. Blazejowski	2017	10.56	60.9	5.57	2.14	172.28
4).....	Bobby Lamb	1985	10.25	58.5	9.94	3.31	170.89
5).....	David Charpia	1983	9.09	63.5	7.69	2.56	160.12
6).....	Bobby Lamb	1984	9.32	55.5	9.94	3.66	159.33
7).....	Braniff Bonaventure	1996	8.67	64.5	6.83	0.85	158.18
8).....	Hugh Swilling	1991	9.29	55.6	9.15	3.26	157.22
9).....	Billy Napier	2002	8.96	68.5	5.79	2.89	157.14
10).....	Justin Hill	1999	9.54	62.9	6.42	3.57	157.03

SEASON PASS COMPLETIONS

Rank	Player	Year	No. (Att.)
1).....	Jordan Sorrells	2008	224 ... (of 368, 2,537 yds.)
2).....	Ingle Martin	2005	212 ... (of 349, 2,959 yds.)
.....	Jordan Sorrells	2009	212 ... (of 334, 2,337 yds.)
4).....	Ingle Martin	2004	198 ... (of 320, 2,792 yds.)
5).....	Reese Hannon	2016	197 ... (of 295, 2,466 yds.)
6).....	Billy Napier	2002	189 ... (of 276, 2,475 yds.)
7).....	Reese Hannon	2012	160 ... (of 260, 1,896 yds.)
8).....	Reese Hannon	2013	153 ... (of 254, 1,748 yds.)
9).....	Renaldo Gray	2007	152 ... (of 243, 1,792 yds.)
10).....	Braniff Bonaventure	1996	151 ... (of 234, 2,030 yds.)

SEASON PASSING TOUCHDOWNS

Rank	Player	Year	TD
1) ...	Chris Forcier	2011	23
2) ...	Ingle Martin	2004	22
3) ...	Ingle Martin	2005	20
.....	Jordan Sorrells	2009	20
.....	Reese Hannon	2016	20
6) ...	Bobby Lamb	1984	19
.....	P.J. Blazejowski	2017	19
8) ...	Bobby Lamb	1985	18
9) ...	Braniff Bonaventure	1996	16
.....	Billy Napier	2002	16
.....	Jordan Sorrells	2008	16

SEASON PASS COMPLETION PERCENTAGE

Rank	Player	Year	Pct. (Comp., Att.)
1).....	Harris Roberts	2018	68.8 ... (75 of 109, 1,092 yds.)
2).....	Billy Napier	2002	68.5 ... (189 of 276, 2,475 yds.)
3).....	Reese Hannon	2016	66.8 ... (197 of 295, 2,466 yds.)
4).....	Braniff Bonaventure	1996	64.5 ... (151 of 234, 2,030 yds.)
5).....	Chris Forcier	2011	64.1 ... (148 of 231, 2,265 yds.)
6).....	Bo Moore	2003	64.0 ... (114 of 178, 1,412 yds.)



Harris Roberts

2019 FURMAN PALADINS FOOTBALL / Passing



ANNUAL PASSING LEADERS

Year	Player	Att.	Comp.	Int.	Yds.	TD
1949	George Pruitt	43	25	1	314	3
1950	Joe Watts	91	29	9	373	2
1951	Gene Pedrick	175	73	13	1,001	3
1952	Gene Pedrick	103	42	11	533	5
1953	Jim Boyle	51	15		460	7
1954	Jim Boyle	91	35	10	499	3
1955	Jim Boyle	128	47	13	767	5
1956	Billy Baker	93	41	4	449	1
1957	Billy Baker	150	88	5	846	6
1958	Billy Baker	68	35	7	495	4
1959	Billy Baker	89	43	7	525	3
1960	Billy Canty	135	74	8	920	10
1961	Billy Canty	168	84	2	884	8
1962	Elton Brunty	105	45	5	624	2
1963	Danny Donovan	94	43	6	638	7
1964	Sam Wyche	139	70	8	840	6
1965	Sam Wyche	118	58	11	753	7
1966	Clyde Hewell	157	81	13	1,096	7
1967	Clyde Hewell	220	132	11	1,873	11
1968	Clyde Hewell	186	100	8	1,024	2
1969	Cleve Hightower	238	105	19	1,404	9
1970	John DeLeo	140	60	1	882	7
1971	John DeLeo	167	81	6	896	6
1972	Charles Elvington	143	77	1	650	6
1973	David Whitehurst	108	59	3	829	5
1974	Charles Elvington	103	55	5	652	0
1975	David Whitehurst	150	80	6	973	9
1976	David Whitehurst	164	87	13	1,019	6
1977	David Henderson	158	89	7	1,089	6
1978	David Henderson	187	112	6	1,732	12
1979	David Henderson	119	56	10	741	4
1980	Tim Sorrells	146	71	7	1,138	14
1981	Tim Sorrells	181	78	13	1,073	10
1982	David Charpia	168	91	6	1,357	7
1983	David Charpia	156	99	4	1,419	12
1984	Bobby Lamb	191	106	7	1,781	19
1985	Bobby Lamb	181	106	6	1,856	18
1986	Keith Moore	106	45	12	659	6
1987	Keith Moore	138	71	7	929	3
1988	Frankie DeBusk	152	74	13	1,132	6
1989	Frankie DeBusk	177	96	2	1,687	13
1990	Frankie DeBusk	234	125	12	2,035	10
1991	Hugh Swilling	153	85	5	1,422	14
1992	Philly Jones	130	77	4	893	5
1993	Philly Jones	205	117	6	1,606	9
1994	Braniff Bonaventure	220	127	9	1,674	13
1995	Braniff Bonaventure	161	98	5	1,275	8
1996	Braniff Bonaventure	234	151	2	2,030	16
1997	Brent Rickman	163	69	9	943	7
1998	Justin Hill	142	72	4	1,120	6
1999	Justin Hill	140	88	5	1,336	9
2000	Justin Hill	106	55	3	939	7
2001	Billy Napier	207	129	9	1,772	10
2002	Billy Napier	276	189	8	2,475	16
2003	Bo Moore	178	114	7	1,412	7
2004	Ingle Martin	320	198	9	2,792	22
2005	Ingle Martin	349	212	13	2,959	20
2006	Renaldo Gray	168	95	3	1,184	4
2007	Renaldo Gray	243	152	8	1,792	15
2008	Jordan Sorrells	368	224	10	2,537	16
2009	Jordan Sorrells	334	212	8	2,337	20
2010	Cody Worley	223	126	8	1,496	15
2011	Chris Forcier	231	148	8	2,265	23
2012	Reese Hannon	260	160	8	1,896	7
2013	Reese Hannon	254	153	5	1,748	7
2014	P.J. Blazejowski	185	110	7	1,376	9
2015	Reese Hannon	228	126	6	1,409	6
2016	Reese Hannon	295	197	9	2,466	20
2017	P.J. Blazejowski	233	142	5	2,461	19
2018	Harris Roberts	109	75	2	1,092	11

2005	Ingle Martin	349	212	13	2,959	20
2006	Renaldo Gray	168	95	3	1,184	4
2007	Renaldo Gray	243	152	8	1,792	15
2008	Jordan Sorrells	368	224	10	2,537	16
2009	Jordan Sorrells	334	212	8	2,337	20
2010	Cody Worley	223	126	8	1,496	15
2011	Chris Forcier	231	148	8	2,265	23
2012	Reese Hannon	260	160	8	1,896	7
2013	Reese Hannon	254	153	5	1,748	7
2014	P.J. Blazejowski	185	110	7	1,376	9
2015	Reese Hannon	228	126	6	1,409	6
2016	Reese Hannon	295	197	9	2,466	20
2017	P.J. Blazejowski	233	142	5	2,461	19
2018	Harris Roberts	109	75	2	1,092	11



P.J. Blazejowski



Reese Hannon



CAREER PASS ATTEMPTS

Rank	Player	Years	No. (Comp.)
1)	Reese Hannon	2012-16	1067 .. (657, 7,740 yds.)
2)	Jordan Sorrells	2006-09	901 .. (560, 6,278 yds.)
3)	Braniff Bonaventure	1992-96	672 .. (412, 5,379 yds.)
4)	Ingle Martin	2004-05	669 .. (410, 5,751 yds.)
5)	P.J. Blazejowski	2014-17	594 .. (348, 4,842 yds.)
6)	Frankie DeBusk	1987-90	575 .. (304, 4,984 yds.)
7)	Clyde Hewell	1966-68	563 .. (313, 3,993 yds.)
8)	Billy Napier	1999-02	549 .. (356, 4,756 yds.)
9)	Philly Jones	1991-95	515 .. (306, 3,721 yds.)
10)	David Whitehurst	1973-76	468 .. (245, 3,122 yds.)

CAREER PASS COMPLETIONS

Rank	Player	Years	No. (Att.)
1).....	Reese Hannon	2012-16	657 .. (of 1067, 7,740 yds.)
2).....	Jordan Sorrells	2006-09	560 (of 901, 6,278 yds.)
3).....	Braniff Bonaventure	1992-96	412 (of 672, 5,379 yds.)
4).....	Ingle Martin	2004-05	410 (of 669, 5,751 yds.)
5).....	Billy Napier	1999-02	356 (of 549, 4,756 yds.)
6).....	P.J. Blazejowski	2014-17	348 (of 594, 4,942 yds.)
7).....	Clyde Hewell	1966-68	313 (of 563, 3,993 yds.)
8).....	Philly Jones	1991-95	306 (of 515, 3,721 yds.)
9).....	Frankie DeBusk	1987-90	304 (of 575, 4,984 yds.)
10).....	David Henderson	1976-79	259 (of 467, 3,582 yds.)

CAREER COMPLETION PERCENTAGE

(Minimum 150 completions)

Rank	Player	Year	Pct. (Comp., Att.)
1).....	Billy Napier	1999-02	64.8 ... (356 of 549, 4,756 yds.)
2).....	Chris Forcier	2009-11	63.3 ... (155 of 245, 2,404 yds.)
3).....	Jordan Sorrells	2006-09	62.2 ... (560 of 901, 6,278 yds.)
4).....	Reese Hannon	2012-16	61.6 . (657 of 1067, 7,740 yds.)
5).....	Braniff Bonaventure	1992-96	61.3 ... (412 of 672, 5,379 yds.)
6).....	Ingle Martin	2004-05	61.3 ... (410 of 669, 5,751 yds.)
7).....	Philly Jones	1991-95	59.4 ... (306 of 515, 3,721 yds.)
8).....	Renaldo Gray	2004-07	58.7 ... (257 of 438, 3,112 yds.)
9).....	P.J. Blazejowski	2014-17	58.5 ... (348 of 594, 4,942 yds.)
10).....	David Charpia	1980-83	58.4 ... (211 of 361, 3,032 yds.)

CAREER PASSING YARDAGE

Rank	Player	Years	Att.	Comp.	Int.	Yards	TD
1)...	Reese Hannon	2012-16	1067	657	28	7,740	41
2)...	Jordan Sorrells	2006-09	901	560	26	6,278	42
3)...	Ingle Martin	2004-05	669	410	22	5,751	42
4)...	Braniff Bonaventure	1992-96	672	412	17	5,379	39
5)...	Frankie DeBusk	1987-90	575	304	27	4,984	32
6)...	P.J. Blazejowski	2014-17	594	348	22	4,942	33
7)...	Billy Napier	1999-02	549	356	20	4,756	28
8)...	Bobby Lamb	1982-85	449	249	17	4,186	41
9)...	Clyde Hewell	1966-68	563	313	21	3,993	20
10)...	Philly Jones	1991-95	515	306	16	3,721	23
11)...	Justin Hill	1997-00	421	232	15	3,607	24
12)...	David Henderson	1976-79	467	259	23	3,582	22
13)...	David Whitehurst	1973-76	468	245	23	3,122	22
14)...	Renaldo Gray	2004-07	438	257	13	3,112	21
15)...	David Charpia	1980-83	361	211	15	3,032	19
16)...	Tim Sorrells	1977-81	428	197	24	2,945	31

17)...	Billy Canty	1958-61	446	215	33	2,460	24
18)...	Chris Forcier	2009-11	245	155	9	2,404	24
19)...	Billy Baker	1956-59	400	207	23	2,315	14
20)...	Cleve Hightower	1968-70	336	139	25	1,866	14

CAREER PASSING EFFICIENCY

Rank	Player	Years	YPA	Com%	TD%	Int%	Rating
1).....	Chris Forcier	2009-11	9.81	63.26	9.79	3.67	170.66
2).....	Bobby Lamb	1982-85	9.32	55.45	9.13	3.78	156.32
3).....	Ingle Martin	2004-05	8.59	61.28	6.27	3.28	147.62
4).....	Billy Napier	1999-02	8.66	64.84	5.10	3.64	147.15
5).....	Braniff Bonaventure	1992-96	8.00	61.31	5.80	2.53	142.64
6).....	P.J. Blazejowski	2014-17	8.32	58.58	5.55	3.70	139.40
7).....	Justin Hill	1997-00	8.56	55.10	5.70	3.56	138.76
8).....	David Charpia	1980-83	8.39	58.44	5.26	4.15	138.05
9).....	Frankie DeBusk	1987-90	8.66	52.86	5.56	4.69	134.63
10).....	Jordan Sorrells	2006-09	6.96	62.15	4.66	2.88	130.22

CAREER PASSING TOUCHDOWNS

Rank	Player	Years	TD
1).....	Ingle Martin	2004-05	42
.....	Jordan Sorrells	2006-09	42
3).....	Bobby Lamb	1982-85	41
.....	Reese Hannon	2012-16	41
5).....	Braniff Bonaventure	1992-96	39
6).....	P.J. Blazejowki	2014-17	33
7).....	Frankie DeBusk	1987-90	32
8).....	Billy Napier	1999-02	28
9).....	Justin Hill	1997-00	24
.....	Billy Canty	1958-61	24
.....	Chris Forcier	2009-11	24



Billy Napier

2019 FURMAN PALADINS FOOTBALL / Passing



15 Reese Hannon Greer, S.C.

Year	G	Att.	Com.	Int.	Pct.	Yds.	TD	Long
2012.....	10.....	260.....	160.....	8.....	.615.....	1896.....	7.....	70
2013.....	11.....	254.....	153.....	5.....	.602.....	1784.....	7.....	85
2014.....	1.....	30.....	21.....	0.....	.700.....	221.....	1.....	32
2015.....	9.....	228.....	126.....	6.....	.553.....	1409.....	6.....	61
2016.....	9.....	295.....	197.....	9.....	.668.....	2466.....	20.....	83
Totals.....	40.....	1067.....	657.....	28.....	.616.....	7740.....	41.....	85

15 Jordan Sorrells Greenville, S.C.

Year	G-GS	Att.	Com.	Int.	Pct.	Yds.	TD	Long
2006.....	12-2.....	117.....	69.....	3.....	.565.....	851.....	4.....	63
2007.....	11-0.....	82.....	55.....	5.....	.671.....	553.....	2.....	35
2008.....	12-12.....	368.....	224.....	10.....	.609.....	2537.....	16.....	71
2009.....	11-11.....	334.....	212.....	8.....	.635.....	2337.....	20.....	72
Totals.....	46-25.....	901.....	560.....	26.....	.622.....	6278.....	42.....	72

11 Ingle Martin Nashville, Tenn.

Year	G-GS	Att.	Com.	Int.	Pct.	Yds.	TD	Long
2004.....	13-13.....	320.....	198.....	9.....	.619.....	2792.....	22.....	75
2005.....	14-14.....	349.....	212.....	13.....	.607.....	2959.....	20.....	87
Totals.....	27-27.....	669.....	410.....	22.....	.613.....	5751.....	42.....	87

12 Braniff Bonaventure Orlando, Fla.

Year	G-GS	Att.	Com.	Int.	Pct.	Yds.	TD	Long
1993.....	9-0.....	57.....	36.....	1.....	.631.....	400.....	2.....	31
1994.....	10-8.....	220.....	127.....	9.....	.577.....	1674.....	13.....	59
1995.....	8-8.....	161.....	98.....	5.....	.609.....	1275.....	8.....	82
1996.....	11-11.....	234.....	151.....	2.....	.645.....	2030.....	16.....	73
Totals.....	38-27.....	672.....	412.....	17.....	.613.....	5379.....	39.....	82

22 Frankie DeBusk Greeneville, Tenn.

Year	G-GS	Att.	Com.	Int.	Pct.	Yds.	TD	Long
1987.....	1-0.....	12.....	9.....	0.....	.750.....	130.....	3.....	38
1988.....	11-11.....	152.....	74.....	13.....	.487.....	1132.....	6.....	48
1989.....	11-11.....	177.....	96.....	2.....	.542.....	1687.....	13.....	65
1990.....	11-11.....	234.....	125.....	12.....	.534.....	2035.....	10.....	73
Totals.....	34-33.....	575.....	304.....	27.....	.529.....	4984.....	32.....	73

7 P.J. Blazejowski St. Augustine, Fla.

Year	G-GS	Att.	Com.	Int.	Pct.	Yds.	TD	Long
2014.....	8-7.....	185.....	110.....	7.....	.59.5.....	1376.....	9.....	65
2015.....	6-3.....	93.....	52.....	6.....	.55.9.....	716.....	4.....	60
2016.....	5-3.....	83.....	44.....	4.....	.53.0.....	389.....	1.....	31
2017.....	13-13.....	233.....	142.....	5.....	.60.9.....	2461.....	19.....	77
Totals.....	32-26.....	594.....	348.....	22.....	.58.6.....	4942.....	33.....	77

19 Billy Napier Chatsworth, Ga.

Year	G-GS	Att.	Com.	Int.	Pct.	Yds.	TD	Long
1999.....	7-0.....	16.....	11.....	0.....	.687.....	156.....	1.....	33
2000.....	7-1.....	50.....	27.....	3.....	.540.....	353.....	1.....	32
2001.....	11-11.....	207.....	129.....	9.....	.623.....	1772.....	10.....	44
2002.....	12-12.....	276.....	189.....	8.....	.685.....	2475.....	16.....	78
Totals.....	37-24.....	549.....	356.....	20.....	.648.....	4756.....	28.....	78

19 Bobby Lamb Commerce, Ga.

Year	G-GS	Att.	Com.	Int.	Pct.	Yds.	TD	Long
1982.....	5-0.....	15.....	4.....	2.....	.267.....	58.....	0.....	24
1983.....	10-2.....	62.....	33.....	2.....	.532.....	491.....	4.....	43
1984.....	11-11.....	191.....	106.....	7.....	.555.....	1781.....	19.....	90
1985.....	10-9.....	181.....	106.....	6.....	.586.....	1856.....	18.....	70
Totals.....	36-22.....	449.....	249.....	17.....	.554.....	4186.....	41.....	90

10 Clyde Hewell Elberton, Ga.

Year	G	Att.	Com.	Int.	Pct.	Yds.	TD	Long
1966.....	10.....	157.....	81.....	2.....	.516.....	1096.....	7.....
1967.....	10.....	220.....	132.....	11.....	.600.....	1873.....	11.....
1968.....	10.....	186.....	100.....	8.....	.538.....	1024.....	2.....
Totals.....	30.....	563.....	313.....	21.....	.556.....	3993.....	20.....

12 Philly Jones Winder, Ga.

Year	G-GS	Att.	Com.	Int.	Pct.	Yds.	TD	Long
1991.....	8-1.....	21.....	15.....	1.....	.714.....	149.....	0.....	14
1992.....	10-6.....	130.....	77.....	4.....	.592.....	893.....	5.....	86
1993.....	11-11.....	205.....	117.....	6.....	.571.....	1606.....	9.....	92
1994.....	3-3.....	54.....	34.....	2.....	.630.....	335.....	2.....	36
1995.....	8-3.....	105.....	63.....	3.....	.600.....	738.....	7.....	75
Totals.....	40-24.....	515.....	306.....	16.....	.594.....	3721.....	23.....	92

15 Justin Hill Greer, S.C.

Year	G-GS	Att.	Com.	Int.	Pct.	Yds.	TD	Long
1997.....	6-3.....	33.....	17.....	3.....	.515.....	212.....	2.....	57
1998.....	10-10.....	142.....	72.....	4.....	.507.....	1120.....	6.....	87
1999.....	11-11.....	140.....	88.....	5.....	.629.....	1336.....	9.....	63
2000.....	10-10.....	106.....	55.....	3.....	.519.....	939.....	7.....	60
Totals.....	37-34.....	421.....	232.....	15.....	.551.....	3607.....	24.....	87

12 David Henderson Atlanta, Ga.

Year	G-GS	Att.	Com.	Int.	Pct.	Yds.	TD	Long
1976.....	2-0.....	3.....	2.....	0.....	.667.....	20.....	0.....	14
1977.....	11-6.....	158.....	89.....	7.....	.563.....	1089.....	6.....	75
1978.....	11-11.....	187.....	112.....	6.....	.599.....	1732.....	12.....	64
1979.....	7-5.....	119.....	56.....	10.....	.471.....	741.....	4.....	42
Totals.....	31-22.....	467.....	259.....	23.....	.555.....	3582.....	22.....	75

2019 FURMAN PALADINS FOOTBALL / Passing



15

David Whitehurst
Decatur, Ga.

Year	G-GS	Att.	Com.	Int.	Pct.	Yds.	TD	Long
1973.....	11-10.....	108.....	59.....	1.....	.546.....	829.....	5.....	68.....
1974.....	7-7.....	46.....	19.....	3.....	.413.....	301.....	2.....	42.....
1975.....	10-10.....	150.....	80.....	6.....	.533.....	973.....	9.....	69.....
1976.....	11-11.....	164.....	87.....	13.....	.530.....	1019.....	6.....	44.....
Totals.....	39-38.....	468.....	245.....	23.....	.523.....	3122.....	22.....	69.....

14

Renaldo Gray
Greenwood, S.C.

Year	G-GS	Att.	Com.	Int.	Pct.	Yds.	TD	Long
2004.....	3-0.....	0.....	0.....	0.....	.000.....	0.....	0.....	0.....
2005.....	7-0.....	27.....	10.....	2.....	.370.....	136.....	2.....	30.....
2006.....	10-10.....	168.....	95.....	3.....	.565.....	1184.....	4.....	50.....
2007.....	11-11.....	243.....	152.....	8.....	.626.....	1792.....	15.....	68.....
Totals.....	31-21.....	438.....	257.....	13.....	.587.....	3112.....	21.....	68.....

15

David Charpia
Greenville, S.C.

Year	G-GS	Att.	Com.	Int.	Pct.	Yds.	TD	Long
1980.....	3-0.....	0.....	0.....	0.....	.000.....	0.....	0.....	0.....
1981.....	8-2.....	37.....	21.....	5.....	.568.....	256.....	0.....
1982.....	10-10.....	168.....	91.....	6.....	.542.....	1357.....	7.....	79.....
1983.....	9-7.....	156.....	99.....	4.....	.635.....	1419.....	12.....	92.....
Totals.....	30-19.....	361.....	211.....	15.....	.584.....	3032.....	19.....	92.....

11

Tim Sorrells
Greeneville, Tenn.

Year	G-GS	Att.	Com.	Int.	Pct.	Yds.	TD	Long
1977.....	2-0.....	4.....	1.....	0.....	.250.....	5.....	0.....	5.....
1978.....	2-0.....	11.....	4.....	1.....	.363.....	61.....	0.....	23.....
1979.....	11-6.....	86.....	43.....	3.....	.500.....	668.....	7.....	78.....
1980.....	11-11.....	146.....	71.....	7.....	.486.....	1138.....	14.....	73.....
1981.....	10-9.....	181.....	78.....	13.....	.431.....	1073.....	10.....	58.....
Totals.....	36-26.....	428.....	197.....	24.....	.460.....	2945.....	31.....	78.....

15

Billy Canty
Pascagoula, Miss.

Year	G-GS	Att.	Com.	Int.	Pct.	Yds.	TD	Long
1958.....	84.....	37.....	8.....	.440.....	433.....	4.....
1959.....	59.....	19.....	5.....	.322.....	223.....	2.....	59.....
1960.....	135.....	74.....	8.....	.548.....	920.....	10.....	78.....
1961.....	168.....	85.....	12.....	.500.....	884.....	8.....
Totals.....	446.....	215.....	33.....	.480.....	2460.....	24.....	78.....

5

Chris Forcier
San Diego, Calif.

Year	G-GS	Att.	Com.	Int.	Pct.	Yds.	TD	Long
2009.....	7-0.....	9.....	4.....	1.....	.444.....	96.....	1.....	41.....
2010.....	2-1.....	5.....	3.....	0.....	.600.....	43.....	0.....	24.....
2011.....	11-11.....	231.....	148.....	8.....	.641.....	2265.....	23.....	79.....
Totals.....	20-12.....	245.....	155.....	9.....	.633.....	2404.....	24.....	79.....

14

Billy Baker
Rossville, Ga.

Year	G-GS	Att.	Com.	Int.	Pct.	Yds.	TD	Long
1956.....	93.....	41.....	4.....	.440.....	449.....	1.....
1957.....	150.....	88.....	5.....	.587.....	846.....	6.....
1958.....	68.....	35.....	7.....	.515.....	495.....	4.....
1959.....	89.....	43.....	7.....	.483.....	525.....	3.....
Totals.....	400.....	207.....	23.....	.518.....	2315.....	14.....

13

Cleve Hightower
Orlando, Fla.

Year	G	Att.	Com.	Int.	Pct.	Yds.	TD	Long
1968.....	66.....	23.....	4.....	.348.....	355.....	4.....
1969.....	238.....	105.....	19.....	.441.....	1404.....	9.....
1970.....	32.....	11.....	2.....	.344.....	107.....	1.....
Totals.....	336.....	139.....	25.....	.414.....	1866.....	14.....

11

Hugh Swilling
Chatsworth, Ga.

Year	G-GS	Att.	Com.	Int.	Pct.	Yds.	TD	Long
1990.....	8-0.....	6.....	4.....	0.....	.667.....	39.....	1.....	17.....
1991.....	9-9.....	153.....	85.....	5.....	.555.....	1422.....	14.....	78.....
1992.....	7-5.....	56.....	31.....	5.....	.554.....	363.....	1.....	36.....
Totals.....	24-14.....	214.....	120.....	10.....	.558.....	1824.....	16.....	78.....

14

John DeLeo
Cedarhurst, N.Y.

Year	G	Att.	Com.	Int.	Pct.	Yds.	TD	Long
1970.....	11.....	140.....	60.....	1.....	.429.....	882.....	8.....
1971.....	11.....	167.....	81.....	6.....	.485.....	896.....	5.....
Totals.....	22.....	307.....	141.....	7.....	.459.....	1778.....	13.....



Bobby Lamb



INDIVIDUAL

Most Attempts

Game: 72, Cleve Hightower vs. Wofford, 1969
Game (Opponent): 80, Tom Ehrhardt, Rhode Island, 1985
Season: 427, Ingle Martin, 2005
Career: 1,262, Reese Hannon, 2012-16

Most Yards

Game: 400, Reese Hannon vs. Coastal Carolina, 2015
Game (Opponent): 526, Chris Sanders, Chattanooga, 1999
Season: 3,193, Ingle Martin, 2005
By A Freshman: 1,846, Reese Hannon, 2012
By A Sophomore: 1,734, Braniff Bonaventure, 1994
By A Junior: 3,084, Ingle Martin, 2004
By A Senior: 3,193, Ingle Martin, 2005
Career: 7,740, Reese Hannon, 2012-16

Most Yards Per Play

Season: 8.64, Bobby Lamb, 1985
Career: 7.85, Chris Forcier, 2009-11

Most Yards Per Game

Season: 237.2, Ingle Martin, 2004
Career: 232.5, Ingle Martin, 2004-05

Most Touchdown Responsibilities

Game: 8 (1 rush, 7 pass), Chris Forcier vs. Presbyterian, 2011
Game (Opponent): 6 (3 rush, 3 pass), Scott Riddle, Elon, 2007; 6 (4 rush, 2 pass), Armanti Edwards, Appalachian State, 2009
Season: 25, Ingle Martin, 2004 & '05
 25, Chris Forcier, 2011
Career: 63, Jerome Felton, 2004-07

TEAM

Most Attempts, Game

Furman: 102 vs. Hofstra, 2005
Opponents: 114 by Nevada, 1985

Most Yards, Game

Furman: 676 vs. The Citadel, 1987
Opponents: 672 by LSU, 2013

Fewest Yards, Game

Furman: 0 vs. Wake Forest, 1952
Opponents: 37 by George Washington, 1959

Most Attempts, Season

Furman: 1061, 2005
Opponents: 983, 2013

Most Yards, Season

Furman: 6,580, 2005
Opponents: 5,665, 2013

Most Yards Per Attempt, Season

Furman: 6.61, 1999
Opponents: 6.15, 1994

Most Yards Per Game, Season

Furman: 470.0, 2005
Opponents: 431.3, 2009

Most Touchdown Responsibilities, Season

Furman: 64, 2005
Opponents: 47, 2005



P.J. Blazejowski



Chris Forcier

2019 FURMAN PALADINS FOOTBALL / Total Offense



SINGLE GAME TOTAL OFFENSE ATTEMPTS

Player	Year	Site, Opponent, Score	No. (Att.)
Cleve Hightower	1969	h-Wofford (21-31)	72..(5 r, 67 p)
Reese Hannon	2016	h-Samford (21-38)	60. (10 r, 50 p)
Reese Hannon	2016	a-Coastal Carolina (21-41)	53..(8 r, 45 p)
Billy Napier	2001	a-Villanova (38-45)*	55. (14 r, 41 p)
Chris Forcier	2011	h-Samford (21-26)	55. (10 r, 45 p)
Jordan Sorrells	2008	a-Elon (10-31)	49..(6 r, 43 p)
Reese Hannon	2016	h-Kennesaw State (42-52)	48..(8 r, 40 p)
Ingle Martin	2005	a-Western Carolina (21-41)	47..(4 r, 43 p)
Renaldo Gray	2007	a-Georgia Southern (24-22)	47. (13 r, 34 p)
Jordan Sorrells	2009	h-Elon (12-19)	47..(6 r, 41 p)
Reese Hannon	2015	h-Coastal Carolina (35-38)	47..(6 r, 41 p)
Tim Sorrells	1981	h-Chattanooga (28-31)	46. (10 r, 36 p)
Reese Hannon	2016	h-Wofford (27-34)	46..(6 r, 40 p)
Philly Jones	1995	a-South Carolina State (21-27)	45. (12 r, 33 p)
Ingle Martin	2005	h-Hofstra (44-41)	45. (11 r, 34 p)
Reese Hannon	2016	a-Mercer (24-27)	45. (11 r, 34 p)

OPPONENT SINGLE GAME TOTAL OFFENSE ATTEMPTS

Player	Year	Site, Opponent, Score	No. (Att.)
Tom Ehrhardt	1985	h-Rhode Island (59-15)*	80..(2 r, 78 p)
Andy Summerlin	2013	h-Samford (35-17)	72..(3 r, 69 p)
Chris Sanders	1999	a-Chattanooga (40-35)	71..(5 r, 66 p)
Jefferson Adcock	2005	h-Samford (45-23)	71..(15 r, 56 p)
Devlin Hodges	2018	h-Samford (25-38)	64..(12 r, 52 p)
Scott Riddle	2007	h-Elon (52-49)	62..(10 r, 52 p)
Lee Chapple	2008	h-Georgia Southern (10-17)	62..(6 r, 56 p)
Carl Fodor	1984	a-Marshall (38-28)	61..(1 r, 60 p)
B.J. Coleman	2010	h-Chattanooga (28-36)	61..(3 r, 58 p)
Chris Sanders	2000	h-Chattanooga (45-44)	58..(11 r, 47 p)
Richie Williams	2004	a-Appalachian State (29-30)	58..(13 r, 45 p)
Kameron Bryant	2013	h-Appalachian State (27-10)	58..(18 r, 40 p)

SINGLE GAME TOTAL OFFENSE

Player	Year	Site, Opponent, Score	Yards
Reese Hannon	2015	h-Coastal Carolina (35-38)	400..(35 r, 365 p)
P.J. Blazewski	2014	a-The Citadel (35-42)	382..(75 r, 307 p)
Chris Forcier	2011	h-Samford (21-26)	380..(24 r, 356 p)
Reese Hannon	2016	a-VMI (24-10)	375..(84 r, 291 p)
Cleve Hightower	1969	h-Mississippi College (19-21)	374..(28 r, 346 p)
Chris Forcier	2011	h-Elon (34-41)	369..(25 r, 344 p)
Renaldo Gray	2007	a-The Citadel (51-54)	365..(76 r, 289 p)
Bobby Lamb	1985	h-Marshall (34-3)	364..(138 r, 226 p)
Frankie DeBusk	1990	a-William & Mary (28-38)	363..(24 r, 339 p)
Cleve Higtower	1969	h-Wofford (21-31)	354..(-2 r, 356 p)
Reese Hannon	2016	h-Samford (21-38)	353..(52 r, 301 p)
Reese Hannon	2016	a-Coastal Carolina (21-41)	345..(35 r, 310 p)
Reese Hannon	2016	h-Kennesaw State (42-52)	343..(8 r, 335 p)
Jordan Sorrells	2009	h-Presbyterian (45-21)	336..(51 r, 285 p)
Clyde Hewell	1967	a-East Carolina (29-34)	335..(0 r, 335 p)
Ingle Martin	2004	a-Appalachian State (29-30)	327..(24 r, 303 p)
Ingle Martin	2005	h-Gardner-Webb (48-31)	327..(80 r, 247 p)
Jordan Sorrells	2006	h-Chattanooga (28-22)	326..(-9 r, 335 p)

OPPONENT SINGLE GAME TOTAL OFFENSE

Player	Year	Site, Opponent, Score	Yards
Chris Sanders	1999	a-Chattanooga (40-35)	526..(-6 r, 532 p)
Scott Riddle	2007	h-Elon (52-49)	516..(-18 r, 534 p)

Tracy Ham	1985	n-Georgia Southern (42-44)*	509..(90 r, 419 p)
Duran Lawson	2007	a-The Citadel (51-54)	486 (100 r, 386 p)
Tom Erhardt	1985	h-Rhode Island (59-15)*	480..(-14 r, 494 p)
Tyrie Adams	2018	h-Western Carolina (44-38)	472..(48 r, 424 p)
Chris Sanders	2000	h-Chattanooga (45-44)	471..(34 r, 437 p)
Armanti Edwards	2009	h-Appalachian State (52-27)	461 (106 r, 355 p)
Devlin Hodges	2018	h-Samford (25-38)	447..(45 r, 402 p)
Richie Williams	2004	a-Appalachian State (29-30)	440..(27 r, 413 p)
B.J. Coleman	2010	h-Chattanooga (28-36)	428..(-4 r, 432 p)
Carl Fodor	1984	a-Marshall (38-28)	427..(-9 r, 436 p)

SINGLE GAME TEAM TOTAL OFFENSE

Year	Site, Opponent, Score	Rush	Pass	Yards
1987	a-The Citadel (58-13)	420	256	676
2005	a-Chattanooga (56-35)	330	332	662
1983	a-The Citadel (49-21)	331	305	636
2003	a-Chattanooga (63-21)	436	199	635
1978	h-Davidson (56-14)	491	141	632
1984	h-Davidson (55-7)	521	111	632
1982	h-Davidson (63-14)	466	163	629
1979	a-Davidson (63-55)	491	135	626
2012	h-Western Carolina (45-24)	389	230	619
2005	h-Gardner-Webb (48-31)	346	264	610

OPPONENT SINGLE GAME TEAM TOTAL OFFENSE

Year	Site, Opponent, Score	Rush	Pass	Yards
2013	a-LSU (16-48)	332	340	672
2009	a-Auburn (31-63)	282	373	655
2007	a-The Citadel (51-54)	255	386	641
1985	n-Georgia Southern (42-44)*	221	419	640
1967	a-Samford (28-42)	451	170	621
1999	a-Chattanooga (40-35)	86	532	618
1999	a-Georgia Southern (38-41)	471	142	613
1990	a-Nevada (35-42)*	115	496	611
1969	h-Davidson (14-77)	261	333	594
1990	a-William & Mary (28-38)	311	282	593

* NCAA FCS Playoffs

SEASON TEAM TOTAL OFFENSE AVERAGE

Rank	Year	Games	Plays	Rush	Pass	Yards	Avg.
1)	2005	14	1061	3,457	3,123	6,580	470.0
2)	1985	11	787	3,167	1,961	5,128	466.2
3)	1983	11	852	3,158	1,926	5,084	462.2
4)	2004	13	926	2,940	2,974	5,914	454.9
5)	1984	11	779	3,100	1,882	4,982	452.9
6)	2000	11	731	3,382	1,292	4,674	424.9
7)	1999	11	706	3,170	1,498	4,668	424.4
8)	2017	13	880	2,936	2,571	5,507	423.6
9)	1978	11	817	2,843	1,805	4,648	422.5
10)	1990	11	770	2,509	2,076	4,585	416.8

SEASON TOTAL OFFENSE ATTEMPTS

Rank	Player	Year	No. (Att.)
1)	Ingle Martin	2005	427..(78 r, 349 p, 3,193 yds.)
2)	Jordan Sorrells	2008	400..(32 r, 368 p, 2,510 yds.)
3)	Ingle Martin	2004	382..(62 r, 320 p, 2,792 yds.)
4)	Reese Hannon	2016	367..(72 r, 295 p, 2,764 yds.)
5)	Jordan Sorrells	2009	364..(30 r, 334 p, 2,403 yds.)
6)	Billy Napier	2002	355..(79 r, 276 p, 2,502 yds.)

2019 FURMAN PALADINS FOOTBALL / Total Offense



7)..... Renaldo Gray	2007	344 ... (101 r, 243 p, 2,289 yds.)
8)..... P.J. Blazejowski	2017	323 ... (90 r, 233 p, 2,779 yds.)
9)..... Chris Forcier	2011	320 ... (89 r, 231 p, 2,265 yds.)
10)..... David Whitehurst	1976	312 ... (148 r, 164 p, 1,422 yds.)
..... Frankie DeBusk	1990	312 ... (78 r, 234 p, 2,207 yds.)

SEASON TOTAL OFFENSE

Rank	Player	Year	Plays	Rush	Pass	Yards	TDR
1)...	Ingle Martin	2005	427	234	2,959	3,193	25
2)...	Ingle Martin	2004	382	292	2,792	3,084	25
3)...	P.J. Blazejowski	2017	323	318	2,461	2,779	21
4)...	Reese Hannon	2016	367	298	2,466	2,764	24
5)...	Chris Forcier	2011	320	250	2,265	2,515	25
6)...	Jordan Sorrells	2008	400	-27	2,537	2,510	17
7)...	Billy Napier	2002	355	27	2,475	2,502	22
8)...	Jordan Sorrells	2009	354	66	2,337	2,403	21
9)...	Renaldo Gray	2007	344	497	1,792	2,289	20
10)...	Bobby Lamb	1985	257	366	1,856	2,222	23

SEASON TOUCHDOWN RESPONSIBILITIES

Rank	Player	Year	Rush TD	Pass TD	TDR
1)...	Ingle Martin	2004	3	22	25
...	Ingle Martin	2005	5	20	25
...	Chris Forcier	2011	2	23	25
4)...	Reese Hannon	2016	4	20	24
5)...	Bobby Lamb	1985	5	18	23
...	Jerome Felton	2006	23	0	23
7)...	Billy Napier	2002	6	16	22
8)...	Jordan Sorrells	2009	1	20	21
...	P.J. Blazejowski	2017	2	19	21
10)...	Frankie DeBusk	1989	7	13	20
...	Renaldo Gray	2007	5	15	20



Jordan Sorrells



Renaldo Gray



Braniff Bonaventure


2019 FURMAN PALADINS FOOTBALL / Total Offense



ANNUAL TOTAL OFFENSE LEADERS

Year	Player	Plays	Rush	Pass	Yards	TDR
1949	Ed Jasonek	135	533	0	533	6
1950	Ed Jasonek	148	7575	122	879	9
1951	Gene Pedrick	238	163	175	1,057	5
1952	Gene Pedrick	127	55	533	588	7
1953	Jim Boyle	97	101	460	561	11
1954	Jim Boyle	161	92	499	591	6
1955	Jim Boyle	191	125	767	892	8
1956	Billy Baker	171	142	449	591	1
1957	Billy Baker	211	42	846	894	5
1958	Billy Baker	99	24	495	519	4
1959	Billy Baker	114	-44	525	481	2
1960	Billy Canty	180	152	920	1,072	13
1961	Billy Canty	204	82	884	966	10
1962	Elliott Keller	133	724	0	724	4
1963	Danny Donovan	188	331	638	969	10
1964	Sam Wyche	224	31	840	871	8
1965	Sam Wyche	204	124	753	877	9
1966	Clyde Hewell	217	-116	1,096	980	7
1967	Clyde Hewell	294	-133	1,873	1,740	11
1968	Clyde Hewell	235	-310	1,024	714	2
1969	Cleve Hightower	279	68	1,404	1,472	10
1970	John DeLeo	307	253	882	1,135	12
1971	John DeLeo	311	298	896	1,194	10
1972	Donny Griffin	120	583	0	583	1
1973	David Whitehurst	228	367	829	1,196	10
1974	Charles Elvington	197	283	652	935	3
1975	David Whitehurst	276	329	973	1,302	15
1976	David Whitehurst	312	403	1,019	1,422	12
1977	David Henderson	225	70	1,089	1,159	8
1978	David Henderson	246	2	1,732	1,734	14
1979	Tim Sorrells	159	299	668	967	12
1980	Tim Sorrells	237	151	1,138	1,289	15
1981	Tim Sorrells	249	224	1,073	1,297	13
1982	David Charpia	263	301	1,357	1,658	9
1983	David Charpia	197	61	1,419	1,480	13
1984	Bobby Lamb	283	95	1,781	1,876	19
1985	Bobby Lamb	257	366	1,856	2,222	23
1986	Robbie Gardner	196	1,018	0	1,018	15
1987	Keith Moore	213	285	929	1,214	7
1988	Frankie DeBusk	251	271	1,132	1,403	9
1989	Frankie DeBusk	269	191	1,687	1,878	20
1990	Frankie DeBusk	312	172	2,035	2,207	13
1991	Hugh Swilling	253	302	1,422	1,724	17
1992	Carl Tremble	229	1,555	0	1,555	13
1993	Philly Jones	286	259	1,606	1,865	10
1994	Braniff Bonaventure	282	60	1,674	1,734	16
1995	Braniff Bonaventure	233	57	1,275	1,332	8
1996	Braniff Bonaventure	304	-118	2,030	1,912	16
1997	Brent Rickman	191	-57	943	886	8
1998	Justin Hill	260	390	1,120	1,510	11
1999	Justin Hill	262	640	1,336	1,976	17
2000	Louis Ivory	286	2,079	0	2,079	16
2001	Billy Napier	268	41	1,772	1,813	13
2002	Billy Napier	355	27	2,475	2,502	22
2003	Bo Moore	265	291	1,412	1,703	10
2004	Ingle Martin	382	292	2,792	3,084	25
2005	Ingle Martin	427	234	2,959	3,193	25

2006	Renaldo Gray	231	70	1,184	1,254	7
2007	Renaldo Gray	344	497	1,792	2,289	20
2008	Jordan Sorrells	400	-27	2,537	2,510	17
2009	Jordan Sorrells	364	66	2,337	2,403	21
2010	Cody Worley	302	98	1,496	1,594	19
2011	Chris Forcier	320	250	2,265	2,515	25
2012	Reese Hannon	290	-50	1,896	1,846	8
2013	Reese Hannon	294	-70	1,748	1,678	9
2014	P.J. Blazejowski	269	363	1,376	1,739	13
2015	Reese Hannon	280	12	1,409	1,421	7
2016	Reese Hannon	267	298	2,466	2,764	24
2017	P.J. Blazejowski	323	318	2,461	2,779	21
2018	Harris Roberts	158	147	1,092	1,239	13



Reese Hannon

2019 FURMAN PALADINS FOOTBALL / Total Offense



CAREER TOTAL OFFENSE ATTEMPTS

Rank	Player	Years	No. (Att.)
1)....	Reese Hannon.....	2012-16	1262 ..(195 r, 1067 p, 7,740 yds.)
2)....	Jordan Sorrells	2006-09	974(73 r, 901 p, 6,278 yds.)
3)....	David Whitehurst.....	1973-76	918(450 r, 468 p, 4,392 yds.)
4)....	Braniff Bonaventure.....	1992-96	891(219 r, 672 p, 5,379 yds.)
5)....	Frankie DeBusk.....	1997-90	848(273 r, 575 p, 5,640 yds.)
6)....	Louis Ivory	1998-01	847(847 r, 0 p, 5,353 yds.)
7)....	P.J. Blazejowski	2014-17	839(245 r, 594 p, 5,801 yds.)
8)....	Justin Hill.....	1997-00	809(388 r, 421 p, 5,348 yds.)
....	Ingle Martin.....	2004-05	809(140 r, 669 p, 6,277 yds.)
10)....	Clyde Hewell.....	1966-68	746(185 r, 563 p, 3,434 yds.)

CAREER TOTAL OFFENSE

Rank	Player	Years	Plays	Rush	Pass	Total	TDR
1)....	Reese Hannon.....	2012-16	1262.....	182	7,740	7,922	49
2)....	Ingle Martin.....	2004-05	809.....	526	5,751	6,277	50
3)....	Jordan Sorrells	2006-09	974.....	-30	6,278	6,248	44
4)....	P.J. Blazejowski	2014-17	839.....	859	4,942	5,801	40
5)....	Frankie DeBusk.....	1987-90	848.....	656	4,984	5,640	45
6)....	Louis Ivory	1998-01	847.....	5,353	0	5,353	53
7)....	Braniff Bonaventure.....	1992-96	891.....	-31	5,379	5,348	43
....	Justin Hill.....	1997-00	809.....	1,741	3,607	5,348	40
9)....	Billy Napier	1999-02	735.....	176	4,756	4,932	39
10)....	Bobby Lamb	1982-85	661.....	659	4,186	4,845	50
11)....	David Whitehurst.....	1973-76	918.....	1,270	3,122	4,392	40
12)....	Philly Jones.....	1991-95	727.....	561	3,721	4,282	27
13)....	Carl Tremble	1989-92	697.....	4,149	0	4,149	43
14)....	Stanford Jennings.....	1980-83	650.....	3,868	37	3,905	40
15)....	Renaldo Gray	2004-07	627.....	669	3,112	3,781	31
16)....	Reese Hannon.....	2012-	615.....	-128	3,865	3,737	18
17)....	David Henderson	1976-79	622.....	85	3,582	3,667	26
18)....	Tim Sorrells.....	1977-81	675.....	716	2,945	3,661	40
19)....	Clyde Hewell.....	1966-68	746.....	-559	3,993	3,434	20
20)....	David Charpia	1980-83	520.....	367	3,032	3,399	22

CAREER TOUCHDOWN RESPONSIBILITIES

Rank	Player	Years	Rush TD	Pass TD	TDR
1)....	Jerome Felton.....	2004-07	63	0	63
2)....	Louis Ivory	1998-01	53	0	53
3)....	Bobby Lamb	1982-85	9	41	50
....	Ingle Martin.....	2004-05	8	42	50
5)....	Reese Hannon.....	2012-16	8	41	49
6)....	Frankie DeBusk.....	1987-90	13	32	45
7)....	Jordan Sorrells	2006-09	2	42	44
8)....	Robbie Gardner.....	1982-85	43	0	43
....	Carl Tremble.....	1989-92	43	0	43
10)....	Braniff Bonaventure.....	1992-96	4	39	42
11)....	David Whitehurst.....	1973-76	18	22	40
....	Tim Sorrells.....	1977-81	9	31	40
....	Stanford Jennings.....	1980-83	39	1	40
....	Justin Hill.....	1997-00	16	24	40
....	P.J. Blazejowski	2014-17	7	33	40
16)....	Billy Napier	1999-02	11	28	39
17)....	Derek Russell	1997-00	34	0	34
18)....	Billy Canty.....	1958-61	8	24	32
....	Tersoo Uhaa	2008-11	31	1	32
20)....	Renaldo Gray	2004-07	21	10	31



Ingle Martin



Frankie DeBusk



Most Receptions

Game: 13, Byron Trotter vs. Wofford, 1969

By A Tight End: 9, John Rust vs. Western Carolina, 2005
9, Colin Anderson vs. Samford, 2011

By A Wide Receiver: 13, Byron Trotter, Wofford, 1969

Game (Opponent): 16, Terrell Hudgins, Elon, 2007 & 2009

Season: 74, Adam Mims, 2009

By A Freshman: 50, Andrej Suttles, 2013

By A Sophomore: 58, Adam Mims, 2008

By A Junior: 74, Adam Mims, 2009

By A Senior: 70, Bear Rinehart, 2002

By A Tight End: 40, Luther Broughton, 1996
40, Colin Anderson, 2011

By A Wide Receiver: 74, Adam Mims, 2009

Career: 198, Adam Mims, 2006-10

By A Tight End: 123, Luther Broughton, 1993-96

By A Wide Receiver: 198, Adam Mims, 2006-10

Most Yards

Game: 238, Patrick Sprague vs. The Citadel, 2007

By A Tight End: 158, Chris Truss vs. Chattanooga, 2008

By A Wide Receiver: 238, Patrick Sprague vs. The Citadel, 2007

Game (Opponent): 274, Joel Bradford, Chattanooga, 2010

Season: 1,006, Isaac West, 2004

By A Freshman: 697, Andrej Suttles, 2013

By A Sophomore: 711, Adam Mims, 2008

By A Junior: 878, Adam Mims, 2009

By A Senior: 1,006, Isaac West, 2004

By A Tight End: 696, Colin Anderson, 2011

By A Wide Receiver: 1,006, Isaac West, 2004

Career: 2,433, Adam Mims, 2006-10

By A Tight End: 1,565, Luther Broughton, 1993-96

By A Wide Receiver: 2,433, Adam Mims, 2006-10

Most Yards Per Game

Season: 84.0, Robbie Hahn, 1967

Career: 68.8, Robbie Hahn, 1966-67

Most Yards Per Reception

Season: 23.5, Donald Lipscomb, 1990

By A Tight End: 20.4, Andy Schumpert, 2017

By A Wide Receiver: 23.5, Donald Lipscomb, 1990

Career: 22.8, Donald Lipscomb, 1988-91

By A Tight End: 20.4, Andy Schumpert, 2017

By A Wide Receiver: 22.8, Donald Lipscomb, 1988-91

Most Touchdowns

Game: 3, Tim Crawford vs. Newberry, 1965

3, Chas Fox vs. Davidson, 1985

3, Isaac West vs. Elon, 2002

3, Patrick Sprague vs. The Citadel, 2007

Game (Opponent): 3, Darvin Adams, Auburn, 2009

3, Karel Hamilton, Samford, 2016

Season: 11, Chas Fox, 1985

By A Tight End: 9, Andy Schumpert, 2017

By A Wide Receiver: 11, Chas Fox, 1985

Career: 26, Chas Fox, 1982-85

By A Tight End: 11, Colin Anderson, 2009-12

By A Wide Receiver: 26, Chas Fox, 1985



Isaac West



Donald Lipscomb

2019 FURMAN PALADINS FOOTBALL / Receiving



SINGLE GAME RECEPTIONS

Player	Year	Site, Opponent, Score	Receptions
Byron Trotter	1969	h-Wofford (21-31)	13...(129 yds.)
Robbie Hahn	1967	a-Samford (28-42)	12...(197 yds.)
Mike Bartik	1973	a-Louisville (14-35)	12...(155 yds.)
Bear Rinehart	2002	a-Villanova (38-45)*	12...(124 yds.)
Justin Stepp	2005	a-Richmond (24-20)*	11...(143 yds.)
Sederrick Cunningham	2008	a-Wofford (10-35)	11... (89 yds.)
Pat Carroll	1969	h-Wofford (21-31)	10...(131 yds.)
Jimmy Jordan	1968	a-Wofford (7-13)	10... (77 yds.)
Adam Mims	2009	a-Missouri (12-52)	10...(154 yds.)
Adam Mims	2010	a-South Carolina (19-38)	10...(202 yds.)
Adam Mims	2010	a-Wofford (17-38)	10...(122 yds.)
Robbie Hahn	1967	a-East Carolina (29-34)	9...(130 yds.)
Bear Rinehart	2002	a-Richmond (17-7)	9... (94 yds.)
John Rust	2005	a-Western Carolina (21-41)	9...(109 yds.)
Justin Stepp	2006	h-Chattanooga (28-22)	9... (92 yds.)
Patrick Sprague	2007	a-The Citadel (51-54)	9...(238 yds.)
Adam Mims	2009	h-Elon (12-19)	9... (82 yds.)
Colin Anderson	2011	h-Samford (21-26)	9...(110 yds.)
Will King	2012	h-Coastal Carolina (45-47)	9...(116 yds.)
Will King	2012	h-Chattanooga (10-31)	9...(84 yds.)
Andrej Suttles	2013	h-Wofford (27-13)	9...(146 yds.)

OPPONENT SINGLE GAME RECEPTIONS

Player	Year	Site, Opponent, Score	Receptions
Terrell Hudgins	2007	h-Elon (52-49)	16...(207 yds.)
Terrell Hudgins	2009	h-Elon (12-19)	16...(209 yds.)
Ross Ortega	1990	a-Nevada (35-42)	15...(247 yds.)
Joel Bradford	2010	h-Chattanooga (28-36)	15...(274 yds.)
Treamelle Taylor	1990	a-Nevada (35-42)	14...(171 yds.)
Aaron Mellette	2012	a-Elon (31-17)	14...(194 yds.)
Jeff Hubbard	1995	h-VMI (55-24)	13...(183 yds.)
Alonzo Nix	2003	a-Chattanooga (63-21)	13...(161 yds.)
Blue Cooper	2009	a-Chattanooga (38-20)	13...(109 yds.)
Joe Burke	1980	a-Chattanooga (42-28)	12...(168 yds.)
Stefon Hawkins	1999	a-Chattanooga (40-35)	12...(117 yds.)
Bill Brooks	1983	h-Boston University (35-16)	12...(234 yds.)
Charles Sullivan	2007	a-Hofstra (17-32)	12...(147 yds.)

SINGLE GAME RECEIVING YARDS

Player	Year	Site, Opponent, Score	Yards
Patrick Sprague	2007	a-The Citadel (51-54)	238...(9 rec.)
Donald Lipscomb	1990	a-William & Mary (28-38)	202...(6 rec.)
Adam Mims	2010	a-South Carolina (19-38)	202...(10 rec.)
Robbie Hahn	1967	a-Samford (28-42)	197...(12 rec.)
Grant Brigham	2005	h-Gardner-Webb (48-31)	189...(5 rec.)
Robbie Hahn	1966	a-George Washington (28-49)	178...(6 rec.)
Logan McCarter	2017	h-East Tennessee State (56-35)	178...(7 rec.)
Chas Fox	1984	h-Central Florida (42-6)	175...(7 rec.)
Des Kitchings	1999	a-North Carolina (28-3)	169...(7 rec.)
Donald Lipscomb	1991	h-East Tennessee State (52-23)	164...(5 rec.)

OPPONENT SINGLE GAME RECEIVING YARDS

Player	Year	Site, Opponent, Score	Yards
Joel Bradford	2010	h-Chattanooga (28-36)	274...(15 rec.)
Ross Ortega	1990	a-Nevada (35-42)	247...(15 rec.)
Bill Brooks	1983	h-Boston University (35-16)	234...(12 rec.)

Alvin Atkinson	1979	a-Davidson (63-55)	220...(9 rec.)
Terrell Hudgins	2009	h-Elon (12-19)	209...(16 rec.)
Terrell Hudgins	2007	h-Elon (52-49)	207...(16 rec.)
Karel Hamilton	2014	h-Samford (0-45)	206...(9 rec.)
Odell Beckham	2013	a-LSU (16-48)	204...(6 rec.)
Mark Slawson	1979	a-The Citadel (45-44)	201...(6 rec.)
Walker Gillette	1968	a-Richmond (0-34)	198...(7 rec.)

SEASON RECEPTIONS

Rank	Player	Year	Receptions
1).....	Adam Mims	2009	74.....(878 yds.)
2).....	Bear Rinehart	2002	70.....(892 yds.)
3).....	Isaac West	2004	60.....(1006 yds.)
4).....	Patrick Sprague	2007	59.....(883 yds.)
5).....	Adam Mims	2008	58.....(711 yds.)
6).....	Brian Bratton	2004	55.....(788 yds.)
7).....	Adam Mims	2010	55.....(724 yds.)
8).....	Robbie Hahn	1967	53.....(840 yds.)
9).....	Andrej Suttles	2013	50.....(697 yds.)
.....	Jordan Snellings	2014	50.....(727 yds.)

SEASON RECEIVING YARDS

Rank	Player	Year	Yards
1).....	Isaac West	2004	1006..... (60 rec.)
2).....	Bear Rinehart	2002	892..... (70 rec.)
3).....	Patrick Sprague	2007	883..... (59 rec.)
4).....	Adam Mims	2009	878..... (74 rec.)
5).....	Robbie Hahn	1967	840..... (53 rec.)
6).....	Des Kitchings	1999	828..... (43 rec.)
7).....	Brian Bratton	2004	755..... (55 rec.)
8).....	Donald Lipscomb	1991	753..... (32 rec.)
9).....	Donald Lipscomb	1990	743..... (34 rec.)
10).....	Jordan Snellings	2014	727..... (50 rec.)

SEASON TOUCHDOWN RECEPTIONS

Rank	Player	Year	TD
1).....	Chas Fox	1985	11
2).....	Robbie Hahn	1967	9
.....	Brian Bratton	2004	9
.....	Andy Schumpert	2017	9
5).....	Chas Fox	1984	8
.....	Justin Stepp	2005	8
7).....	Robbie Hahn	1966	7
.....	Billy Risher	1980	7
.....	Isaac West	2002	7
.....	Colin Anderson	2011	7

2019 FURMAN PALADINS FOOTBALL / Receiving



ANNUAL RECEPTION LEADERS

Year	Player	Receptions	Yards	Avg.	TD
1949	Ed Jasek	13	241	18.5	1
1950	Tom Wham	18	206	11.4	1
1951	Russ Sutton	23	281	12.2	1
1952	Roland Barefoot	18	184	10.2	2
1953	Roland Barefoot	8	210	26.3	3
1954	L.G. Hightower	12	140	11.8	0
1955	Dick Pfeifer	18	313	17.4	0
1956	Ray Siminski	7	83	11.9	0
1957	Tom Avery	19	191	10.1	4
1958	Ray Siminski	35	568	16.2	5
1959	Hicky Horton	14	193	13.8	1
1960	Tony Carmignani	18	198	11.0	3
1961	Tony Carmignani	24	247	10.3	0
1962	Rodger Senter	11	155	14.1	0
1963	Sam Pickens	14	239	17.1	2
1964	Tim Crawford	23	319	13.9	1
1965	Tim Crawford	23	379	16.5	6
1966	Robbie Hahn	26	535	20.6	7
1967	Robbie Hahn	53	840	15.8	9
1968	Jimmy Jordan	38	502	13.2	4
1969	Byron Trotter	38	421	11.1	2
1970	Byron Trotter	32	348	10.9	1
1971	Blake Carlyle	34	389	11.4	4
1972	Mike Bartik	29	307	10.6	3
1973	Mike Bartik	31	525	16.9	2
1974	Kenny Brown	16	249	15.6	2
1975	Tommy Southard	24	333	13.9	3
1976	Tommy Southard	39	510	13.1	2
1977	Tommy Southard	38	499	13.1	3
1978	Jimmy Kiser	39	692	17.7	1
1979	Mark Grainger	28	378	13.5	4
1980	Billy Risher	24	475	19.8	7
1981	Stanford Jennings	24	183	7.6	1
1982	Jack Borders	24	329	13.7	2
1983	Billy Risher	28	414	14.8	4
1984	Chas Fox	38	723	19.0	8
1985	Chas Fox	34	649	19.1	11
1986	Kirk Burnett	16	359	22.4	3
1987	John Bagwell	29	235	8.1	0
1988	George Quarles	18	274	15.2	0
1989	Greg Key	25	389	15.6	5
1990	Donald Lipscomb	34	743	21.9	2
1991	Donald Lipscomb	32	753	23.5	5
1992	Damon Bradley	35	433	12.0	2
1993	Damon Bradley	33	549	16.6	3
1994	Josh Cole	33	364	11.0	3
1995	Adrick Harrison	48	629	13.1	6
1996	Josh Cole	43	699	16.3	4
1997	Des Kitchings	30	354	11.8	3
1998	Des Kitchings	35	560	16.0	3
1999	Des Kitchings	43	828	19.3	5
2000	Bear Rinehart	19	385	20.3	2
2001	Trent Sansbury	36	479	13.3	2
2002	Bear Rinehart	70	892	12.7	3
2003	Brian Bratton	45	596	13.2	4
2004	Isaac West	60	1006	16.8	6

2005	Justin Stepp	46	676	14.7	8
2006	Justin Stepp	46	599	13.0	1
2007	Patrick Sprague	59	883	15.0	6
2008	Adam Mims	58	711	12.3	3
2009	Adam Mims	74	878	11.9	4
2010	Adam Mims	55	724	13.2	5
2011	Colin Anderson	40	696	17.4	7
2012	Will King	34	541	15.9	3
2013	Andrej Suttles	50	697	13.9	3
2014	Jordan Snellings	50	727	14.5	4
2015	Andrej Suttles	43	621	14.4	4
2016	Andrej Suttles	44	663	15.1	6
2017	Thomas Gordon	39	717	18.4	1
2018	Thomas Gordon	29	430	14.8	1



Thomas Gordon



Luther Broughton



CAREER RECEPTIONS

Rank	Player	Years	Rec.	Yards	Avg.	TD
1)	Adam Mims	2006-10	198	2,433	12.3	13
2)	Andrej Suttles	2013-16	178	2,478	13.9	14
3)	Isaac West	2001-04	140	2,338	16.7	16
4)	Jordan Snellings	2012-15	139	1,700	12.2	10
5)	Brian Bratton	2001-04	131	1,826	13.9	18
6)	Bear Rinehart	1999-02	126	1,834	14.5	11
7)	Luther Broughton	1993-96	123	1,565	12.7	6
8)	Patrick Sprague	2004-07	121	1,765	14.6	12
9)	Justin Stepp	2003-06	118	1,568	13.3	10
10)	Des Kitchings	1996-99	112	1,808	16.1	11
11)	Adrick Harrison	1992-95	111	1,342	12.1	11
	Thomas Gordon	2016-	111	1,776	16.0	6
13)	Josh Cole	1993-96	110	1,506	13.7	11
14)	Chas Fox	1982-85	106	2,045	19.3	26
15)	Tommy Southard	1974-77	101	1,342	13.3	8
16)	Byron Trotter	1968-70	98	1,112	11.3	3
17)	Sederrik Cunningham	2008-11	95	1,196	12.6	7
18)	Ryan Culbreath	2010-13	93	1,211	13.0	9
19)	Logan McCarter	2014-17	92	1,430	15.5	8
20)	Colin Anderson	2009-12	90	1,541	17.1	11

CAREER RECEIVING YARDS

Rank	Player	Years	Rec.	Yards	Avg.	TD
1)	Andrej Suttles	2013-16	178	2,478	13.9	14
2)	Adam Mims	2006-10	198	2,433	12.3	13
3)	Isaac West	2001-04	140	2,338	16.7	16
4)	Chas Fox	1982-85	106	2,045	19.3	26
5)	Bear Rinheart	1999-02	126	1,834	14.6	11
6)	Donald Lipscomb	1988-91	80	1,827	22.8	8
7)	Brian Bratton	2001-04	131	1,826	13.9	18
8)	Des Kitchings	1996-99	112	1,808	16.1	11
9)	Thomas Gordon	2016-	111	1,776	16.0	6
10)	Patrick Sprague	2004-07	121	1,765	14.6	12
11)	Jordan Snellings	2012-15	139	1,700	12.2	10
12)	Justin Stepp	2003-06	118	1,568	13.3	10
13)	Luther Broughton	1993-96	123	1,565	12.7	6
14)	Colin Anderson	2009-12	90	1,541	17.1	11
15)	Josh Cole	1993-96	110	1,506	13.7	11
16)	Billy Risher	1979-83	81	1,447	17.9	18
17)	Logan McCarter	2014-17	92	1,430	15.5	8
18)	Robbie Hahn	1966-67	79	1,375	17.4	16
19)	Tommy Southard	1974-77	101	1,342	13.3	8
20)	Adrick Harrison	1992-95	111	1,342	12.1	11

CAREER TOUCHDOWN RECEPTIONS

Rank	Player	Years	TD
1)	Chas Fox	1982-85	26
2)	Billy Risher	1979-83	18
	Brian Bratton	2001-04	18
4)	Robbie Hahn	1966-67	16
	Isaac West	2001-04	16
6)	Andrej Suttles	2013-16	16
7)	Adam Mims	2006-10	13
8)	Patrick Sprague	2004-07	12
9)	Adrick Harrison	1992-95	11
	Josh Cole	1993-96	11
	Jody Wade	1994-97	11
	Des Kitchings	1996-99	11
	Bear Rinehart	1999-02	11



Adam Mims



Logan McCarter

2019 FURMAN PALADINS FOOTBALL / Receiving



2

Adam Mims, WR
Birmingham, Ala.

Year	G-GS	Rec	Yds.	Avg.	TD	Long
2006.....	3-0	1	7	7.0	0	7
2007.....	11-0	10	113	11.3	1	24
2008.....	12-12	58	711	12.3	3	50
2009.....	11-11	74	878	11.9	4	72
2010.....	10-10	55	724	13.2	5	72
Totals....	47-33	198	2433	12.3	13	72

3

Andrej Suttles, WR
Dallas, Ga.

Year	G-GS	Rec	Yds.	Avg.	TD	Long
2013.....	14-9	50	697	13.9	3	85
2014.....	12-12	41	497	12.1	1	59
2015.....	11-9	43	621	14.4	4	61
2016.....	10-10	44	663	15.1	6	56
Totals....	47-30	178	2478	13.9	14	85

16

Isaac West, WR
Augusta, Ga.

Year	G-GS	Rec	Yds.	Avg.	TD	Long
2001.....	10-0	20	277	13.9	2	39
2002.....	10-9	39	708	18.2	7	78
2003.....	8-6	21	347	16.5	1	54
2004.....	13-13	60	1006	16.8	6	75
Totals....	41-28	140	2338	16.7	16	78

3

Jordan Snellings, WR
Atlanta, Ga.

Year	G-GS	Rec	Yds.	Avg.	TD	Long
2012.....	11-0	19	210	11.1	3	37
2013.....	12-2	30	302	10.1	1	46
2014.....	12-12	50	727	14.5	4	61
2015.....	11-11	40	461	11.5	2	60
Totals....	46-25	139	1700	12.2	10	61

1

Brian Bratton, WR
Martinez, Ga.

Year	G-GS	Rec	Yds.	Avg.	TD	Long
2001.....	11-0	2	44	22.0	0	26
2002.....	12-3	29	398	13.7	5	76
2003.....	11-11	45	596	13.2	4	41
2004.....	13-13	55	788	14.3	9	45
Totals....	47-27	131	1826	13.9	18	76

7

Bear Rinehart, FLK
Seneca, S.C.

Year	G-GS	Rec	Yds.	Avg.	TD	Long
1999.....	11-0	3	38	12.7	0	15
2000.....	11-0	19	385	20.3	2	55
2001.....	11-11	34	519	15.3	6	44
2002.....	12-12	70	892	12.7	3	44
Totals....	45-23	126	1834	14.5	11	55

84

Luther Broughton, TE
Huger, S.C.

Year	G-GS	Rec	Yds.	Avg.	TD	Long
1993.....	11-1	12	154	12.8	0	22
1994.....	11-11	32	447	14.0	1	58
1995.....	11-11	39	475	12.2	2	36
1996.....	11-11	40	489	12.2	3	37
Totals....	44-34	123	1565	12.7	6	58

5

Patrick Sprague, WR
Birmingham, Ala.

Year	G-GS	Rec	Yds.	Avg.	TD	Long
2004.....	11-0	3	54	28.0	1	29
2005.....	14-7	26	347	13.3	3	38
2006.....	12-11	33	481	14.6	2	50
2007.....	11-11	59	883	15.0	6	61
Totals....	48-29	121	1765	14.6	12	61

7

Justin Stepp, WR
Pelion, S.C.

Year	G-GS	Rec	Yds.	Avg.	TD	Long
2003.....	10-0	15	135	9.0	0	21
2004.....	13-0	11	158	14.4	1	51
2005.....	13-13	46	676	14.7	8	58
2006.....	12-12	46	599	13.0	1	43
Totals....	48-25	118	1568	13.3	10	58

4

Des Kitchings, WR
Wagener, S.C.

Year	G-GS	Rec	Yds.	Avg.	TD	Long
1996.....	11-0	4	66	16.5	0	27
1997.....	11-11	30	354	11.8	3	60
1998.....	11-11	35	560	16.0	3	87
1999.....	11-11	43	828	19.3	5	63
Totals....	44-33	112	1808	16.1	11	87

81

Adrick Harrison, WR
Thomasville, Ga.

Year	G-GS	Rec	Yds.	Avg.	TD	Long
1992.....	11-0	14	171	12.0	1	23
1993.....	11-1	22	202	9.2	1	18
1994.....	7-7	27	340	12.6	3	49
1995.....	11-11	48	629	13.1	6	53
Totals....	40-19	111	1342	12.1	11	53

89

Thomas Gordon, WR
Charlotte, N.C.

Year	G-GS	Rec	Yds.	Avg.	TD	Long
2016.....	11-7	43	629	14.6	4	83
2017.....	11-10	39	717	18.4	1	77
2018.....	10-10	29	430	14.8	3	77
Totals....	32-27	110	1506	13.7	11	75

2019 FURMAN PALADINS FOOTBALL / Receiving



80

*Josh Cole, WR
Dalton, Ga.*

Year	G-GS	Rec.	Yds.	Avg.	TD	Long
1993.....	11-0.....	7.....	87.....	12.4.....	1.....	22
1994.....	11-4.....	33.....	364.....	11.0.....	3.....	28
1995.....	11-11.....	27.....	356.....	13.2.....	3.....	75
1996.....	11-11.....	43.....	699.....	16.3.....	4.....	52
Totals....	44-26.....	110.....	1506.....	13.7.....	11.....	75

20

*Chas Fox, WR
Sioux Falls, S.D.*

Year	G-GS	Rec.	Yds.	Avg.	TD	Long
1981.....	3-0.....	0.....	0.....	0.0.....	0.....	0
1982.....	11-0.....	10.....	195.....	19.5.....	2.....	43
1983.....	11-11.....	24.....	478.....	19.9.....	5.....	92
1984.....	11-11.....	38.....	723.....	19.0.....	8.....	90
1985.....	9-9.....	34.....	649.....	19.1.....	11.....	70
Totals....	45-31.....	106.....	2045.....	19.3.....	26.....	92

23

*Tommy Southard, WR
Decatur, Ga.*

Year	G-GS	Rec.	Yds.	Avg.	TD	Long
1975.....	10-10.....	24.....	333.....	13.9.....	3.....	35
1976.....	11-11.....	39.....	510.....	13.1.....	2.....	33
1977.....	11-11.....	38.....	499.....	13.1.....	3.....	75
Totals....	32-32.....	101.....	1342.....	13.3.....	8.....	75

85

*Byron Trotter, E
Decatur, Ga.*

Year	G	Rec.	Yds.	Avg.	TD	Long
1968.....	10.....	28.....	343.....	12.3.....	0.....
1969.....	10.....	38.....	421.....	11.1.....	2.....
1970.....	11.....	32.....	348.....	10.9.....	1.....
Totals....	31.....	98.....	1112.....	11.3.....	3.....

13

*Sederrick Cunningham, FLK
Zephyrhills, Fla.*

Year	G	Rec.	Yds.	Avg.	TD	Long
2008.....	12.....	33.....	291.....	8.8.....	2.....	54
2009.....	10.....	27.....	327.....	12.1.....	1.....	39
2010.....	11.....	18.....	238.....	13.2.....	0.....	45
2011.....	11.....	17.....	340.....	20.0.....	4.....	79
Totals....	44.....	95.....	1196.....	12.6.....	7.....	79

4

*Ryan Culbreath, WR
Conyers, Ga.*

Year	G-GS	Rec	Yds.	Avg.	TD	Long
2010.....	4-0.....	2.....	16.....	13.0.....	1.....	16
2011.....	10-9.....	18.....	265.....	14.7.....	2.....	43
2012.....	11-10.....	34.....	415.....	12.2.....	2.....	39
2013.....	14-13.....	39.....	515.....	13.2.....	4.....	54
Totals....	39-32.....	93.....	1211.....	13.0.....	9.....	54

82

*Logan McCarter, WR
Sevierville, Tenn.*

Year	G-GS	Rec	Yds.	Avg.	TD	Long
2014.....	12-1.....	8.....	172.....	21.5.....	1.....	36
2015.....	11-3.....	20.....	280.....	14.0.....	0.....	57
2016.....	11-11.....	33.....	423.....	12.8.....	2.....	53
2017.....	12-12.....	31.....	555.....	17.9.....	5.....	64
Totals....	46-27.....	92.....	1430.....	15.5.....	8.....	64

88

*Colin Anderson, TE
Dallas, Texas*

Year	G-GS	Rec	Yds.	Avg.	TD	Long
2009.....	11-0.....	4.....	105.....	26.2.....	1.....	33
2010.....	11-11.....	16.....	242.....	15.1.....	3.....	31
2011.....	11-11.....	40.....	696.....	17.4.....	7.....	58
2012.....	11-11.....	30.....	498.....	16.6.....	0.....	50
Totals....	44-33.....	90.....	1541.....	17.1.....	11.....	58

44

*Jimmy Jordan, HB
Monticello, Ga.*

Year	G	Rec.	Yds.	Avg.	TD	Long
1966.....	10.....	10.....	126.....	12.6.....	0.....	18
1967.....	10.....	37.....	560.....	15.1.....	4.....	54
1968.....	10.....	38.....	502.....	13.2.....	0.....
Totals....	30.....	85.....	1188.....	14.0.....	4.....

4

*R.J. Webb, WR
Pickens, S.C.*

Year	G-GS	Rec	Yds.	Avg.	TD	Long
2006.....	12-1.....	28.....	407.....	14.5.....	1.....	49
2007.....	5-0.....	23.....	317.....	13.8.....	2.....	68
2008.....	1-1.....	3.....	36.....	12.0.....	1.....	15
2009.....	12-12.....	31.....	322.....	10.4.....	4.....	41
Totals....	30-14.....	85.....	1082.....	12.7.....	8.....	68

85

*David Hendrix, WR
Buford, Ga.*

Year	G-GS	Rec	Yds.	Avg.	TD.....	Long
2008.....	12-11.....	46.....	565.....	12.3.....	1.....	41
2009.....	10-0.....	21.....	370.....	17.6.....	2.....	48
2010.....	11-10.....	14.....	210.....	15.0.....	1.....	39
2011.....	9-0.....	4.....	51.....	12.8.....	1.....	31
Totals....	42-21.....	85.....	1196.....	14.1.....	5.....	48



INDIVIDUAL

Most Points

Game: 36, Jerome Felton vs. Western Carolina, 2006
Season: 140, Jerome Felton, 2006
Career: 414, Jerome Felton, 2004-07

Most Touchdowns

Game: 6, Jerome Felton vs. Western Carolina, 2006
Season: 23, Jerome Felton, 2006
Career: 67, Jerome Felton, 2007

KICK SCORING

Most Points

Game: 20, Ray Early vs. Western Carolina, 2013
Season: 97, Scott Beckler, 2005
Career: 314, Scott Beckler, 2004-07

Most Extra Points Made

Game: 9, Keith Potter vs. Davidson, 1979
 9, Tim Tanguay vs. Davidson, 1982
 9, Glen Connally vs. Presbyterian, 1990
Season: 55, Scott Beckler, 2005
 55, Grayson Atkins, 2017
Career: 176, Scott Beckler, 2004-07

Most Extra Points Attempted

Game: 9, Keith Potter vs. Davidson, 1979
 9, Tim Tanguay vs. Davidson, 1982
 9, Glen Connally vs. Presbyterian, 1990
Season: 57, Scott Beckler, 2005
Career: 185, Scott Beckler, 2004-07

Highest Extra Point Percentage

Season: 100.0% (55x55), Grayson Atkins, 2017
Career: 95.7% (135-141), Keven Esval, 1982-85

Most Field Goals Made

Game: 6, Ray Early vs. Western Carolina, 2013
Game (Opponent): 5, Sean Holland, Georgia Southern, 2003
Season: 20, Ray Early, 2013
Career: 51, Danny Marshall, 2000-03
Consecutive: 12, Danny Marshall, 2001

Most Field Goal Attempts

Game: 7, Ray Early vs. Western Carolina, 2013
Game (Opponent): 6, Sean Holland, Georgia Southern, 2003
Season: 28, Mike Wood, 1986
Career: 77, Scott Beckler, 2004-07

Highest Field Goal Percentage

Game: 100.0% (5x5), Glen Connally vs. East Tennessee State, 1990
Season: 91.7% (11x12), Ray Early, 2010
Career: 79.7% (51x64), Danny Marshall, 2000-04

Longest Field Goal

Furman: 55, Jon Croft Hollingsworth vs. UCF, 2015
Opponent: 57, Eddie Taylor, Newberry, 1985

TEAM

Most Points, Quarter

Furman: 35 (2Q) vs. Davidson, 1982
 35 (1Q) vs. Elon, 2002
Opponents: 49 (2Q) by Davidson, 1969

Most Points, Game

Furman: 69 vs. Wofford, 1920
 69 vs. Piedmont, 1935
Opponents: 118 by Georgia Tech, 1918

Most Touchdowns, Game

Furman: 11 vs. Piedmont, 1935
Opponents: 16 by Georgia Tech, 1918

Combined Points, Game

118, (Georgia Tech 118, Furman 0), 1918
 118, (Furman 63, Davidson 55), 1979

Most Points, Season

Furman: 488, 2005
Opponents: 383, 2005

Most Points Per Game, Season

Furman: 37.2, 1999
Opponents: 31.5, 2009

Most Shutouts, Season

Furman: 7, (1920, 1921, 1927, 1932)
Opponents: 6, 1902

Consecutive Shutouts, Season

Furman: 7, 1932
Opponents: 3, (1924, 1948)

KICK SCORING

Most Extra Points Made, Game

Furman: 9 vs. Davidson, 1979
 9 vs. Davidson, 1982
 9 vs. Chattanooga, 2003

Most Extra Points Attempted, Game

Furman: 9 vs. Davidson, 1979
 9 vs. Davidson, 1982
 9 vs. Chattanooga, 2003

Most Field Goals Made, Game

Furman: 6 vs. Western Carolina, 2013
Opponents: 5 by Georgia Southern, 2003

Most Field Goals Attempted, Game

Furman: 7 vs. Western Carolina, 2013
Opponents: 6 by Appalachian State, 1991
 6 by Georgia Southern, 2003

Most Field Goals Attempted, Season

Furman: 29, 1986
Opponents: 24, 1987

Most Field Goals Made, Season

Furman: 20, 2013
Opponents: 19, 1987



LONGEST FIELD GOALS

Player	Year	Site, Opponent, Score	Yards
Jon Croft Hollingsworth	2015	a-UCF (16-15)	55
Scott Beckler	2007	h-Presbyterian (40-16)	54
Grayson Atkins	2018	h-Samford (25-38)	53
Jim Richter	1993	a-Western Carolina (20-23)	52
Ray Early	2010	a-Samford (27-10)	52
Ray Early	2012	h-The Citadel (20-42)	52
Jim Richter	1993	h-Connecticut (26-17)	51
Mike Wood	1986	h-South Carolina State (34-7)	51
Jon Croft Hollingsworth	2014	h-Western Carolina (17-35)	51
Grayson Atkins	2018	h-Samford (25-38)	51
Andrew Burr	1991	h-Appalachian State (23-26)	50
Ray Early	2013	a-Chattanooga (9-31)	50
Ray Early	2013	h-Appalachian State (27-10)	50
Jon Croft Hollingsworth	2014	a-Mercer (25-20)	50
Grayson Atkins	2018	h-Samford (25-38)	50
Grayson Atkins	2018	h-Chattanooga (16-10)	50

OPPONENT LONGEST FIELD GOALS

Player	Year	Site, Opponent, Score	Yards
Eddie Taylor	1985	h-Newberry (21-24)	57
David Marvin	2016	h-Wofford (27-34)	57
David Cool	1988	n-Georgia Southern (17-12)*	55
Caleb Sturgis	2011	a-Florida (32-55)	55
David Marvin	2016	h-Wofford (27-34)	54
Dean Biasucci	1983	a-Western Carolina (17-17)	52
Ed O'Brien	1984	h-Central Florida (42-6)	52
Rob Zarrilli	2007	a-Hofstra (17-32)	52
Peter Martinez	2001	h-Western Kentucky (24-20)*	51
Spencer Lanning	2010	a-South Carolina (19-38)	51

*NCAA FCS Playoffs

SEASON SCORING

Rank	Player	Year	TD	XP	FG	Points
1)	Jerome Felton	2006	23	1-1	0-0	140
2)	Jerome Felton	2005	20	2-2	0-0	124
3)	Louis Ivory	2001	19	0-0	0-0	114
4)	Scott Beckler	2005	0	55-57	14-24	97
5)	Louis Ivory	2000	16	0-0	0-0	96
6)	Ray Early	2013	0	34-36	20-25	94
7)	William Gressette	1916	15	0-0	0-0	90
	Stanford Jennings	1983	15	0-0	0-0	90
	Mike Wood	1986	0	36-36	18-28	90
	Robbie Gardner	1986	15	0-0	0-0	90
	Carl Tremble	1990	15	0-0	0-0	90
	Antonio Wilcox	2017	15	0-0	0-0	90

SEASON KICK SCORING

Rank	Player	Year	XP	FG	Points
1)	Scott Beckler	2005	55-57	14-24	97
2)	Ray Early	2013	34-36	20-25	94
3)	Mike Wood	1986	36-36	18-28	90
4)	Andrew Burr	1991	45-46	14-16	87
5)	Danny Marshall	2000	44-45	13-17	83
6)	Scott Beckler	2007	40-42	14-22	82
	Grayson Atkins	2017	55-55	9-13	82
8)	Glen Connally	1990	42-43	13-15	81
	Scott Beckler	2004	48-51	11-18	81
10)	Danny Marshall	2003	31-31	16-20	79

SEASON EXTRA POINT PERCENTAGE

Rank	Player	Year	Pct.	(Made, Att.)
1)	Grayson Atkins	2017	100.0	(55 of 55)
	Mike Wood	1986	100.0	(36 of 36)
	Danny Marshall	2003	100.0	(31 of 31)
	Jason Wells	1998	100.0	(30 of 30)
5)	Kevan Esval	1985	97.8	(44 of 45)
	Andrew Burr	1991	97.8	(44 of 45)
	Danny Marshall	2000	97.8	(44 of 45)
8)	Glen Connally	1990	97.7	(42 of 43)
9)	Ray Early	2010	97.6	(40 of 41)
10)	Matthew Cesari	2008	97.4	(37 of 38)

SEASON FIELD GOAL PERCENTAGE

Rank	Player	Year	Pct.	(Made, Att.)
1)	Ray Early	2010	91.7	(11 of 12)
2)	Andrew Burr	1991	87.5	(14 of 16)
3)	Glen Connally	1990	86.7	(13 of 15)
4)	Tim Tanguay	1981	85.7	(12 of 14)
5)	Matthew Cesari	2009	84.6	(11 of 13)
	Grayson Atkins	2018	84.6	(11 of 13)
7)	Jim Richter	1994	84.2	(16 of 19)
	Danny Marshall	2001	83.3	(10 of 12)
9)	Danny Marshall	2002	80.0	(12 of 15)
	Danny Marshall	2003	80.0	(16 of 20)
	Ray Early	2013	80.0	(20 of 25)



Jerome Felton

2019 FURMAN PALADINS FOOTBALL / Scoring



ANNUAL SCORING LEADERS					
Year	Player	TD	XP	FG	Points
1954	John Popson	9	0	0	54
1955	Jim Boyle	3	0	0	18
1956	Jack Powers	3	0	0	18
1957	Tom Avery	4	0	0	24
1958	Roy Nickles	6	0	0	36
1959	Tom Campbell	4	0	0	24
1960	Bradley Fowler	5	3	0	36
1961	Tom Campbell	6	0	0	36
1962	John Cook	6	0	0	36
1963	Sam Pickens	7	2	0	44
1964	Ernie Zuberer	5	0	0	30
1965	Tim Crawford	6	0	0	36
1966	Robbie Hahn	7	1	0	44
1967	Robbie Hahn	10	1	0	62
1968	Dicky Sowell	4	0	0	36
1969	Pat Carroll	6	0	0	36
1970	Steve Crislip	10	1	0	62
1971	Steve Crislip	7	0	0	42
1972	Al Standiford	0	12	4	24
1974	Andy Goss	2	9	8	45
1975	Andy Goss	0	25	5	40
1976	Andy Goss	0	24	8	48
1977	Bobby Behr	0	24	8	48
1978	Mike Glenn	10	0	0	60
	Keith Potter	0	36	8	60
1979	Mike Glenn	11	0	0	66
1980	Mike Glenn	11	0	0	66
1981	Stanford Jennings	12	2	0	76
1982	Stanford Jennings	11	0	0	66
1983	Stanford Jennings	15	0	0	90
1984	Robbie Gardner	14	0	0	84
1985	Chas Fox	13	0	2	82
1986	Robbie Gardner	15	0	0	90
	Mike Wood	0	36	18	90
1987	Mike Wood	0	31	8	55
1988	Dwight Sterling	9	0	0	54
1989	Bobby Daugherty	9	0	0	54
1990	Carl Tremble	15	0	0	90
1991	Andrew Burr	0	45	14	87
1992	Carl Tremble	13	0	0	78
1993	Jim Richter	0	22	13	61
1994	Jim Richter	0	21	16	69
1995	Jim Richter	0	32	8	56
1996	Jason Wells	0	34	7	55
1997	Jason Wells	0	30	11	63
1998	Jason Wells	0	30	11	63
1999	Louis Ivory	14	0	0	84
2000	Louis Ivory	16	0	0	96
2001	Louis Ivory	19	0	0	114
2002	Danny Marshall	0	39	12	75
2003	Danny Marshall	0	31	16	79
2004	Scott Beckler	0	48	11	81
2005	Jerome Felton	20	0	0	124
2006	Jerome Felton	23	1	0	140
2007	Scott Beckler	0	40	14	82
2008	Matthew Cesari	0	37	9	64
2009	Tersoo Uhaa	14	0	0	84
2010	Ray Early	0	40	11	73
2011	Jerodis Williams	9	0	0	54
2012	Jerodis Williams	13	0	0	78

2013	Ray Early	0	34	20	94
2014	Jon Croft Hollingsworth	0	16	9	43
2015	Jon Croft Hollingsworth	0	20	9	47
2016	Jon Croft Hollingsworth	0	7	35	56
2017	Antonio Wilcox	15	0	0	90
2018	Grayson Atkins	0	11	29	62



Grayson Atkins



Tersoo Uhaa



CAREER EXTRA POINT PERCENTAGE

Rank	Player	Years	Pct. (Made, Att.)
1)....	Keven Esval	1982-85	95.7..... (135 of 141)
2)....	Scott Beckler	2004-07	95.1..... (176 of 185)
3)....	Mike Wood	1986-89	95.0..... (134 of 141)
4)....	Jason Wells	1996-99	94.7..... (143 of 151)
5)....	Danny Marshall	2000-03	94.6..... (159 of 168)

CAREER FIELD GOAL PERCENTAGE

Rank	Player	Years	Pct. (Made, Att.)
1)....	Matthew Cesari	2006-09	80.0..... (20 of 25)
2)....	Danny Marshall	1982-85	79.7..... (51 of 64)
3)....	Ray Early	2010-13	72.9..... (43 of 59)
4)....	Glen Connally	1987-90	71.4..... (30 of 42)
5)....	Jim Richter	1992-95	68.3..... (43 of 63)
6)....	Tim Tanguay	1980-82	64.9..... (24 of 37)
7)....	Jason Wells	1996-99	61.4..... (35 of 57)
8)....	Andy Goss	1974-76	60.5..... (23 of 38)
9)....	Scott Beckler	2004-07	59.7..... (46 of 77)
10)....	Mike Wood	1986-89	59.2..... (29 of 49)

CAREER SCORING

Rank	Player	Years	TD	XP	FG	Points
1)....	Jerome Felton	2004-07	67	6-6	0-0	414
2)....	Louis Ivory	1998-01	53	0-0	0-0	318
3)....	Scott Beckler	2004-07	0	176-185	46-77	314
4)....	Danny Marshall	2000-03	0	159-168	51-64	312
5)....	Stanford Jennings	1980-83	43	2-2	0-0	262
6)....	Carl Tremble	1989-92	43	0-0	0-0	258
....	Robbie Gardner	1982-86	43	0-0	0-0	258
8)....	Ray Early	2010-13	0	120-129	43-59	249
9)....	Jason Wells	1996-99	0	143-151	35-57	248
10)....	Mike Wood	1986-89	0	134-141	29-49	221
12)....	Jim Richter	1992-95	0	85-92	43-63	214
12)....	Derek Russell	1997-00	34	0-1	0-0	204
13)....	Mike Glenn	1978-80	32	0-0	0-0	192
....	Tersoo Uhaa	2008-11	32	0-0	0-0	192
15)....	Keven Esval	1982-85	0	135-141	17-34	186
....	Chas Fox	1982-85	30	3-3	0-0	186

CAREER KICK SCORING

Rank	Player	Years	XP	FG	Points
1)....	Scott Beckler	2004-07	176-185	46-77	314
2)....	Danny Marshall	2000-03	159-168	51-64	312
3)....	Ray Early	2010-13	120-129	43-59	249
4)....	Jason Wells	1996-99	143-151	35-57	248
5)....	Mike Wood	1986-89	134-141	29-49	221
6)....	Jim Richter	1992-95	85-92	43-63	214
7)....	Keven Esval	1982-85	135-141	17-34	186
8)....	Tim Tanguay	1980-82	105-111	24-37	177
9)....	Jon Croft Hollingsworth	2014-17	71-74	25-44	146
10)....	Grayson Atkins	2017-	84-89	20-26	144
11)....	Glenn Connally	1987-90	49-50	30-42	139



Danny Marshall



Louis Ivory

2019 FURMAN PALADINS FOOTBALL / Scoring



FURMAN MILESTONE POINTS								
Point	Point of Game	Player	Position	Play	Year	Opponent	Score	Site
1	1st					Wofford	1-5	A
1,000	5th	John Lamright	QB	TD	1918	48th Infantry	20-7	H
2,000	8th	George Dempsey	FB	TD	1922	Clemson	20-6	H
3,000	10th	Joel Deery	HB	TD	1929	Erskine	19-6	H
4,000	7th	Bob King	LE	TD	1935	Clemson	8-6	H
5,000	1st	Charlie Johnson	HB	TD	1947	Georgia	7-13	A
6,000	7th	Gus Pringels	PK	PAT	1954	North Carolina State	7-6	A
7,000	1st	Riley Cordell	3PK	FG	1962	Clemson	3-44	H
8,000	7th	Jim Newmeyer	PK	PAT	1969	Presbyterian	14-12	A
9,000	17th	Larry Robinson	RB	TD	1973	The Citadel	21-26	A
10,000	4th	Mark Stowers	RB	TD	1978	Marshall	42-12	A
11,000	7th	Tim Tanguay	PK	PAT	1982	Appalachian State	27-21	A
12,000	25th	Chas Fox	WR	TD	1984	Central Florida	42-6	H
13,000	7th	Mike Wood	PK	PAT	1987	Marshall	42-36	H
14,000	40th	Carl Tremble	TB	TD	1989	Youngstown State	42-23	H
15,000	9th	Tate Waters	TE	TD	1992	Western Carolina	27-29	H
16,000	20th	Jason Wells	PK	PAT	1996	Appalachian State	20-14	A
17,000	3rd	Desmond Kitchings	WR	TD	1999	North Carolina	28-3	A
18,000	18th	Eric Emerson	FB	TD	2001	Georgia Southern	24-17	A
19,000	10th	Team		SAF	2004	Chattanooga	51-31	H
20,000	27th	Scott Beckler	PK	FG	2007	Coastal Carolina	27-17	H
21,000	11th	Sterling Johnson	BAN	INT	2010	Howard	56-14	H
22,000	16th	Andrej Suttles	WR	TD	2013	Samford	35-17	H
23,000	13th	Antonio Wilcox	RB	TD	2017	Chattanooga	41-17	A



Scott Beckler



Carl Tremble

2019 FURMAN PALADINS FOOTBALL / Scoring



BIGGEST WINS

Year	Opponent	Score	Margin
1920	Wofford	69-0	+69
1935	Piedmont	69-0	+69
1913	Presbyterian	65-0	+65
1921	Newberry	63-0	+63
1923	Erskine	63-0	+63
1921	Wofford	62-0	+62
1922	Erskine	67-6	+61
1915	Erskine	60-0	+60
1913	Bailey	59-0	+59
1986	Davidson	59-0	+59

WORST LOSSES

Year	Opponent	Score	Margin
1918	Georgia Tech	0-118	-118
1891	Duke	0-96	-96
1915	Clemson	0-94	-94
1955	Army	0-81	-81
1913	The Citadel	0-75	-75
1919	Georgia Tech	0-74	-74
1921	Georgia Tech	0-69	-69
1946	Georgia	7-70	-63
1969	Davidson	14-77	-63
1918	Clemson	7-67	-60

BIGGEST SOUTHERN CONFERENCE WINS

Year	Opponent	Score	Margin
1999	VMI	58-0	+58
2001	VMI	65-7	+58
1983	VMI	49-0	+49
1983	Appalachian State	49-0	+49
1987	The Citadel	58-13	+45
1985	The Citadel	42-0	+42
2003	Chattanooga	63-21	+42
2005	Elon	45-6	+39
1982	Marshall	45-7	+38
1987	VMI	38-0	+38
1998	VMI	51-14	+37
2009	Wofford	58-21	+37

WORST SOUTHERN CONFERENCE LOSSES

Year	Opponent	Score	Margin
1969	Davidson	14-77	-63
1950	Clemson	2-57	-55
2014	Samford	0-45	-45
1992	Marshall	6-48	-42
1948	Clemson	0-41	-41
1941	Wake Forest	13-52	-39
2015	Western Carolina	10-48	-38
1969	Richmond	0-37	-37
1972	Richmond	0-37	-37
1968	Richmond	0-34	-34
2006	Appalachian State	7-40	-33

BIGGEST COMEBACKS (Since 1973)

Def	Score	Quarter	Opponent (Year)	Final Score
-21	14-35	2Q	a-Davidson (1979)	63-55, W

-17	0-17	2Q	a-Western Carolina (1983)	17-17, T
-17	0-17	3Q	a-Samford (2015)	20-17
-14	0-14	3Q	a-Appalachian State (1982)	27-21, W
-14	0-14	1Q	h-East Tennessee State (1991)	52-23, W
-14	7-21	3Q	a-Chattanooga (1995)	23-21, W
-14	7-21	3Q	a-Northern Arizona (1996)	42-31, W
-14	0-14	1Q	h-Chattanooga (2000)	45-44, W
-14	0-14	1Q	h-Western Kentucky (2001)	24-20, W
-14	0-14	1Q	a-Wofford (2005)	31-24, W
-14	7-21	3Q	a-The Citadel (2005)	39-31 OT, W
-14	0-14	2Q	h-VMI (2015)	24-21, W

BIGGEST BLOWN LEADS (Since 1973)

Lead	Score	Quarter	Site, Opponent (Year)	Final Score
22	28-6	3Q	n-Georgia Southern (1985)	42-44, L
21	21-0	2Q	h-The Citadel (1998)	24-25, L
20	27-7	2Q	a-The Citadel (2007)	51-54 OT, L
18	28-10	3Q	h-Chattanooga (2010)	28-36, L
18	28-10	2Q	h-East Tennessee State (1997)	28-58, L
17	31-14	3Q	a-Villanova (2002)	38-45, L
17	24-7	3Q	h-Western Carolina (1994)	24-35, L



Kealand Dirks

2019 FURMAN PALADINS FOOTBALL / Punting



INDIVIDUAL

Most Punts

Game: 13, Paul Stombaugh vs. South Carolina, 1949
13, Mike Bartik vs. East Carolina, 1972

Season: 86, Mike Bartik, 1972

Career: 224, Jon Croft Hollingsworth, 2014-17

Most Yards

Game: 459, Mike Bartik vs. East Carolina, 1972

Season: 3,230, Jimmy Jordan, 1968

Career: 8,971, Jon Croft Hollingsworth, 2014-17

Highest Average Per Punt

Season: 44.7, Paul Stombaugh, 1949

Career: 41.7, Paul Stombaugh, 1947-49

Longest Punt

Furman: 84, Jimmy Kerr vs. Tampa, 1966

Opponent: 77, Josh Siefken, Chattanooga, 1995

TEAM

Most Punts, Game

Furman: 13 vs. South Carolina, 1949
13 vs. East Carolina, 1972

Opponents: 13 by East Carolina, 1972

Most Punts, Season

Furman: 91, 1972

Opponents: 80, 1988



Paul Stombaugh

LONGEST PUNTS


Player	Year	Site, Opponent, Score	Yards
Jimmy Kerr	1966	a-Tampa (2-41)	84
Ray Early	2012	a-Wofford (17-20)	82
Grayson Atkins	2018	a-The Citadel (28-17)	81
Roy Stevens	1934	h-Georgia (2-7)	79
June Scott	1937	h-Clemson (0-0)	73
Paul Stombaugh	1948	h-Wofford (7-7)	73
Jon Croft Hollingsworth	2017	a-N.C. State (16-49)	71
June Scott	1936	h-South Carolina (23-6)	70
Paul Stombaugh	1948	a-Clemson (0-41)	70
Ingle Martin	2005	h-Nicholls State (14-12)	70
Trent Hawk	2008	h-Georgia Southern (10-17)	70
John Jonson	1981	h-East Tennessee State (21-0)	68

OPPONENT LONGEST PUNTS

Player	Year	Site, Opponent, Score	Yards
Josh Siefken	1995	a-Chattanooga (23-21)	77
Bryan Claybourne	2001	h-Western Kentucky (24-20)	71
Zach Walden	2005	a-Jacksonville State (35-57)	71
Luke Donovan	2001	a-Wyoming (14-20)	70
Austin Barnard	2016	a-Samford (20-17)	70
Harold Alexander	1991	h-Appalachian State (23-26 ot)	68
Dan Jordan	2004	h-Georgia Southern (29-22)	68
Mike Thomas	1992	a-North Carolina (0-28)	65
Ken Hinsley	1998	h-Western Carolina (31-7)	64
Brian Dowler	1991	h-Marshall (35-38)	64

SEASON PUNTING AVERAGE

Rank	Player	Year	No.	Yards	Avg.
1)	Paul Stombaugh	1949	57	2,550	44.7
2)	Ronnie McCutchan	1993	47	2,057	43.7
3)	Ray Early	2013	65	2,826	43.5
4)	Ingle Martin	2005	33	1,424	43.2
5)	Grayson Atkins	2018	47	2,011	42.8
6)	Paul Stombaugh	1948	72	3,032	42.11
7)	Ray Early	2012	39	1,642	42.10
8)	Jon Croft Hollingsworth	2017	46	1,935	42.0
9)	John Johnson	1981	34	1,413	41.6
10)	Bill Freeman	1977	55	2,265	41.2



Grayson Atkins

2019 FURMAN PALADINS FOOTBALL / Punting



ANNUAL PUNTING LEADERS

Year	Player	Attempts	Yards	Avg.
1947	Paul Stombaugh	65	2,522	38.8
1948	Paul Stombaugh	72	3,032	42.1
1949	Paul Stombaugh	57	2,550	44.7
1950	Irvin Shook	52	1,862	35.8
1951	Irvin Shook	47	1,611	34.2
1952	Gus Pringles	57	2,188	38.4
1953	Gus Pringles	15	540	36.0
1954	Charles Carter	18	691	38.4
1955	Gus Pringles	17	622	36.6
1956	Jim Jennings	33	1,144	34.7
1957	Jimmy Grant	21	692	32.9
1958	Eddie Scott	13	468	36.0
1959	Hicky Horton	28	1,048	37.4
1960	Rodger Senter	39	1,334	34.2
1961	Jim Sumner	25	945	37.8
1962	Jim Sumner	53	2,024	38.1
1963	Jimmy Kerr	21	772	36.8
1964	Larry Kapps	47	1,753	37.3
1965	Gordy Powers	30	1,131	37.7
1966	Jimmy Jordan	65	2,453	37.7
1967	Jimmy Jordan	55	2,156	39.2
1968	Jimmy Jordan	85	3,230	38.0
1969	Ronnie Reed	72	2,381	33.1
1970	Cleve Hightower	61	2,141	35.1
1971	John DeLeo	56	2,065	36.9
1972	Mike Bartik	86	3,011	35.0
1973	Mike Bartik	29	1,054	36.3
1974	Tom Woodson	47	1,638	34.9
1975	Bill Freeman	62	2,274	36.7
1976	Bill Freeman	52	2,051	39.4
1977	Bill Freeman	55	2,265	41.2
1978	Jimmy Kiser	48	1,733	36.1
1979	John Johnson	47	1,764	37.5
1980	John Johnson	58	2,345	40.4
1981	John Johnson	34	1,413	41.6
1982	Mark Bridgman	61	2,248	36.9
1983	Mark Bridgman	35	1,345	38.4
1984	Alston Hamilton	24	851	35.5
1985	Alston Hamilton	37	1,392	37.6
1986	Alston Hamilton	54	1,995	36.9
1987	Alston Hamilton	48	1,743	36.3
1988	Bruce Leicht	41	1,660	40.5
1989	Bruce Leicht	40	1,571	39.3
1990	Chris Wade	44	1,540	35.0
1991	Chris Wade	47	1,715	36.4
1992	Ronnie McCutchan	48	1,829	38.1
1993	Ronnie McCutchan	47	2,057	43.7
1994	Jody Wade	38	1,383	36.4
1995	Jody Wade	47	1,860	39.6
1996	Jody Wade	61	2,390	39.2
1997	Jody Wade	47	1,868	39.7
1998	Lee Willis	56	2,071	37.0
1999	Lee Willis	31	1,162	37.5
2000	Lee Willis	41	1,625	39.6
2001	Lee Willis	37	1,277	34.5
2002	Bo Moore	43	1,664	38.7

2003	Jeremiah Van Dora	37	1,405	38.0
2004	Bo Moore	32	1,176	36.8
2005	Ingle Martin	33	1,424	43.2
2006	Trent Hawk	21	798	38.0
2007	Trent Hawk	30	1,151	38.4
2008	Trent Hawk	42	1,752	40.9
2009	Trent Hawk	44	1,752	39.8
2010	Chas Short	53	2,031	38.3
2011	Chas Short	48	1,710	35.5
2012	Ray Early	39	1,642	42.1
2013	Ray Early	65	2,826	43.5
2014	Jon Croft Hollingsworth	64	2,537	39.6
2015	Jon Croft Hollingsworth	67	2,603	38.9
2016	Jon Croft Hollingsworth	47	1,890	40.2
2017	Jon Croft Hollingsworth	46	1,935	42.0
2018	Grayson Atkins	47	2,011	42.8

CAREER PUNTING AVERAGE

Rank	Player	Years	No.	Yards	Avg.
1)	Ray Early	2010-13	104	4,468	43.0
2)	Paul Stombaugh	1947-49	194	8,104	41.7
3)	Ronnie McCutchan	1992-93	95	3,886	40.9
4)	Ingle Martin	2004-05	43	1,732	40.3
5)	Jon Croft Hollingsworth	2014-17	224	8,971	40.0
6)	John Johnson	1979-81	139	5,522	39.7
7)	Bruce Leicht	1988-91	93	3,678	39.5
8)	Trent Hawk	2006-09	137	5,417	39.5
9)	Bill Freeman	1975-77	169	6,590	39.0
10)	Jody Wade	1994-97	193	7,487	38.7



Ray Early

2019 FURMAN PALADINS FOOTBALL / Punt Returns



INDIVIDUAL

Most Returns

Game: 7, Don Clardy vs. Chattanooga, 1989
7, Josh Cole vs. South Carolina State, 1996

Season: 40, Chas Fox, 1983

Career: 106, Chas Fox, 1982-85

Most Yards

Game: 127, Don Clardy vs. Chattanooga, 1989

Season: 342, Zach Smerdzinski, 1998

Career: 1,025, Zach Smerdzinski, 1997-00

Most Yards Per Return

Season: 15.8, Jimmy Jordan, 1968

Career: 12.8, Bear Rinehart, 1999-02

Longest Punt Return

Furman: 88, Vince Perone, Jr. vs. East Tennessee State, 1973

Opponent: 90, Anthony Morocco, Georgia, 1950

TEAM

Highest Punt Return Average, Season

Furman: 14.6, 1992.

Opponents: 13.7, 1994.

Lowest Punt Return Average, Season

Furman: 3.7, 1980

Opponents: 1.1, 1984



Bear Rinehart

LONGEST PUNT RETURNS

Player	Year	Site, Opponent, Score	Yards
Vince Perone, Jr.	1973	h-East Tennessee State (40-21)	88
Jimmy Jordan	1968	h-Presbyterian (13-9)	86
Charlie West	1954	a-Wake Forest (21-19)	82
Lamon Moates	1949	a-South Carolina (14-7)	76
Lyles Alley	1932	a-Wofford (24-0)	75
Ernest Rohr	1935	a-South Carolina (20-7)	75
Donny Griffin	1971	h-Davidson (41-6)	72
Joe Watts	1951	a-George Washington (19-19)	72
Jimmy Ransbotham	1952	h-Newberry (47-6)	70
Andre Worrell	1992	a-East Tennessee State (45-14)	70

OPPONENT LONGEST PUNT RETURNS

Player	Year	Site, Opponent, Score	Yards
Anthony Morocco	1950	a-Georgia (0-40)	90
Jordan Hazard	2007	a-Chattanooga (28-22)	88
KyJon Tyler	2016	a-Coastal Carolina (21-41)	80
Ken Hill	1969	h-Davidson (14-77)	76
Kemal Atkins	1990	a-Appalachian State (30-7)	74
George Hannen	1969	h-Davidson (14-77)	70
Jerry Butler	1982	a-East Tennessee State (20-15)	70

SEASON PUNT RETURN AVERAGE

(NCAA Minimum 1.2 Returns/Game)

Rank	Player	Year	No.	Yards	Avg.
1)	Jimmy Jordan	1968	13	206	15.8
2)	Bear Rinehart	2002	17	253	14.9
3)	Donny Griffin	1971	23	337	14.7
4)	Zach Smerdzinski	1998	24	342	14.3
5)	Andre Worrell	1992	22	309	14.0
6)	Lamon Moates	1949	14	189	13.5
7)	Vince Perone, Jr.	1973	20	240	12.0
8)	Zach Smerdzinski	2000	18	211	11.7
9)	Joe Watts	1951	18	207	11.5
10)	Chas Fox	1984	25	277	11.1



Zach Smerdzinski

2019 FURMAN PALADINS FOOTBALL / Punt Returns



ANNUAL PUNT RETURN LEADERS

(Based on Return Yards)

Year	Player	Attempts	Yards	Avg.	TDs
1949	Lamon Moates	14	189	13.5	1
1950	Lamon Moates	17	125	7.3	0
1951	Joe Watts	18	207	11.5	1
1952	Jim Ransbotham	16	166	10.4	1
1953	(No Records)				
1954	Joe Appello	7	170	24.3	0
1955	John Popson	7	59	8.4	0
1956	Jack Powers	5	76	15.2	0
1957	Mack Edwards	1	13	13.0	0
1958	Charlie Gay	4	22	5.5	0
1959	Don Kemp	7	123	17.6	0
1960	Don Kemp	6	86	14.3	0
1961	Tony Carmignani	4	43	10.8	0
1962	John Cook	8	92	11.5	1
1963	Bill Chastain	7	61	8.7	0
1964	Bill Chastain	11	113	10.3	0
1965	Owen Cardell	8	65	8.1	0
1966	Jimmy Kerr	10	96	9.6	0
1967	Robbie Hahn	17	165	9.7	0
1968	Jimmy Jordan	13	206	15.8	0
1969	Mike Fabian	7	104	14.8	0
1970	Mike Fabian	22	120	5.4	0
1971	Donny Griffin	23	337	14.6	2
1972	Vince Perone, Jr.	17	115	6.8	0
1973	Vince Perone, Jr.	20	240	12.0	1
1974	Vince Perone, Jr.	25	230	9.2	0
1975	Jimmy Kiser	19	153	8.1	0
1976	Jimmy Kiser	22	162	7.4	0
1977	Tommy Southard	11	75	6.8	0
1978	Jimmy Kiser	20	82	4.1	0
1979	Billy Risher	12	42	3.5	0
1980	Chris Bono	10	43	4.3	0
1981	Mark Bridgman	9	38	4.2	0
1982	Chas Fox	23	154	6.7	0
1983	Chas Fox	39	280	7.2	0
1984	Chas Fox	25	277	11.1	0
1985	Mark Rudder	17	127	7.5	0
1986	Jerome Norris	18	152	8.4	0
1987	Mark Rudder	19	171	9.0	0
1988	Pat Turner	27	159	5.9	0
1989	Don Clardy	16	167	10.4	0
1990	Don Clardy	29	123	4.2	0
1991	John Whitmire	26	152	5.8	0
1992	Andre Worrell	22	309	14.0	2
1993	Andre Worrell	26	177	6.8	0
1994	Adrick Harrison	8	35	4.4	0
1995	Mark Moore	10	62	6.2	0
1996	Josh Cole	22	197	9.0	0
1997	Zach Smerdzinski	31	313	10.1	0
1998	Zach Smerdzinski	24	342	14.3	0
1999	Zach Smerdzinski	20	159	7.9	0
2000	Zach Smerdzinski	18	211	11.7	0
2001	Isaac West	16	158	9.9	0
2002	Bear Rinehart	17	253	14.9	1
2003	Justin Stepp	27	234	8.7	1

2004	Justin Stepp	17	131	7.7	0
2005	Justin Stepp	26	219	8.4	0
2006	Justin Stepp	26	248	9.5	0
2007	Adam Mims	8	88	11.0	0
2008	Adam Mims	13	130	10.0	0
2009	Adam Mims	5	59	11.8	0
2010	Adam Mims	9	75	8.3	0
2011	Will King	12	82	6.8	0
2012	Will King	7	33	4.7	0
2013	Jairus Hollman	16	189	11.8	1
2014	Andrej Suttles	16	67	4.2	0
2015	Chad Scott	9	90	10.0	0
2016	Chad Scott	14	84	6.0	0
2017	Thomas Gordon	8	18	2.2	0
2018	Amir Trapp	5	38	7.6	0

CAREER PUNT RETURN AVERAGE

Rank	Player	Years	No.	Yards	Avg.
1)	Donny Griffin	1971-73	24	334	13.9
2)	Bear Rinehart	1999-02	28	358	12.8
3)	Zach Smerdzinski	1997-00	93	1,025	11.0
4)	Adam Mims	2006-10	35	352	10.1
5)	Lamon Moates	1947-50	31	314	10.1
6)	Andre Worrell	1990-93	49	485	9.9
7)	Vince Perone, Jr.	1972-74	62	585	9.4
8)	Isaac West	2001-04	29	255	8.8
9)	Justin Stepp	2003-06	96	832	8.7
10)	Mark Rudder	1984-87	52	419	8.1



Justin Stepp

2019 FURMAN PALADINS FOOTBALL / Kickoff Returns



INDIVIDUAL

Most Returns

Game: 9, R.J. Webb vs. Auburn, 2009
Season: 36, Brian Bratton, 2002
Career: 89, Brian Bratton, 2001-04

Most Yards

Game: 195, R.J. Webb vs. Auburn, 2009
Season: 853, Sederrick Cunningham, 2011
Career: 2,053, Brian Bratton, 2001-04

Most Yards Per Return

Season: 37.2, Brian Bratton, 2001
Career: 35.9, Jerodis Williams, 2009-12

Most Touchdowns

Season: 3, Des Kitchings, 1999
 3, Brian Bratton, 2001
Career: 4, Des Kitchings, 1996-99

Longest Kickoff Return

Furman: 100, Vince Perone, Jr. vs. Wofford, 1973
 100, John Popson vs. The Citadel, 1954
 100, Brian Bratton vs. Appalachian State, 2001
 100, Brian Bratton vs. Wofford, 2001
 100, William Middleton vs. Wofford, 2006
Opponent: 100, Richard Holland, VMI, 2000



Brian Bratton

LONGEST KICKOFF RETURNS

Player	Year	Site, Opponent, Score	Yards
Vince Perone, Jr.	1973	a-Wofford (21-19)	100
John Popson	1954	h-The Citadel (31-20)	100
Brian Bratton	2001	h-Appalachian State (28-22)	100
Brian Bratton	2001	h-Wofford (45-14)	100
William Middleton	2006	a-Wofford (35-21)	100
Jerodis Williams	2012	h-Western Carolina (45-24)	100
Jerodis Williams	2012	a-Appalachian State (28-33)	100
Billy Whitley	1991	a-Western Carolina (42-14)	98
Dejuan Bell	2018	h-Western Carolina (44-38)	97
Mike Fabian	1971	h-Davidson (41-6)	96
Sederrick Cunningham	2011	a-Georgia Southern (20-48)	96
Chris Buono	1978	a-Appalachian State (52-34)	95
Charlie Truluck	1946	a-Alabama (7-26)	95
James Martin	1938	a-Marshall (18-13)	95
Damon Bradley	1993	a-Tenn.-Chattanooga (42-45)	95
Evans Martin	1969	a-East Carolina (21-24)	94
Josh Cole	1995	h-VMI (55-24)	93

OPPONENT LONGEST KICKOFF RETURNS

Player	Year	Site, Opponent, Score	Yards
Richard Holland	2000	a-VMI (35-21)	100
Devin Brown	2016	h-Coastal Carolina (35-38)	100
Gerald Richardson	2011	a-Western Carolina (47-21)	99
Willie Mason	1979	h-Presbyterian (10-17)	98
Kerry Hayes	1993	a-Western Carolina (20-23)	97
Larry Spencer	1952	h-Wake Forest (0-28)	96
Martin Gibson	2002	a-Villanova (38-45)	96
Clay Green	2005	a-Jacksonville State (37-35)	96
Brandon Berry	2006	a-Wofford (35-21)	96
Mark Longnecker	1969	a-Samford (14-34)	95
Pierre Harshaw	1973	h-East Tennessee State (40-21)	95
Anthony James	1979	h-Western Carolina (24-13)	95
Troy Brown	1991	h-Marshall (35-38)	94
Chris Wright	1992	h-Georgia Southern (0-21)	94

SEASON KICKOFF RETURN AVERAGE

(NCAA Minimum 1.2 Returns/Game)

Rank	Player	Year	No.	Yards	Avg.
1)	Brian Bratton	2001	14	521	37.2
2)	Des Kitchings	1999	12	441	36.8
3)	Jerodis Williams	2012	16	574	35.9
4)	Josh Cole	1995	17	546	32.1
5)	Steve Crislip	1970	15	438	29.2
6)	Damon Bradley	1993	13	358	27.5
7)	Tyron Berrian	1998	17	461	27.1
8)	Sederrick Cunningham	2011	32	853	26.7
9)	Josh Cole	1996	22	586	26.6
10)	Chris Lowery	2000	24	624	26.0

2019 FURMAN PALADINS FOOTBALL / Kickoff Returns



ANNUAL KICKOFF RETURN LEADERS

Year	Player	Attempts	Yards	Avg.	TDs
1949	Lamon Moates	6	142	23.7	0
1950	Sonny Horton	12	283	23.6	0
1951	Russ Sutton	7	222	31.7	0
1952	Russ Sutton	7	186	26.6	0
1953	Russ Sutton	6	161	26.8	0
1954	John Popson	10	374	37.4	1
1955	Jim Boyle	11	224	20.4	0
1956	Jerry Penland	10	177	17.7	0
1957	Hicky Horton	8	176	22.0	0
1958	Charlie Gay	7	232	33.1	0
1959	Charlie Gay	9	246	27.3	0
1960	Tony Carmignani	9	178	19.8	0
1961	Tony Carmignani	3	78	26.0	0
1962	John Cook	9	194	21.6	0
1963	Jimmy Kerr	23	420	18.3	0
1964	Greg Obenaur	10	180	18.0	0
1965	Greg Obenaur	10	190	19.0	0
1966	Jimmy Kerr	23	420	18.3	0
1967	Jimmy Jordan	19	437	23.0	0
1968	Jimmy Jordan	17	344	20.2	0
1969	Mike Fabian	15	233	15.5	0
1970	Steve Crislip	15	438	29.2	0
1971	Mike Fabian	6	195	32.5	1
1972	Donny Griffin	24	493	20.5	0
1973	Vince Perone, Jr.	23	557	24.2	1
1974	Vince Perone, Jr.	21	343	16.3	0
1975	Jimmy Kiser	13	286	22.0	0
1976	Jimmy Kiser	14	333	23.8	0
1977	Mark Grainger	13	218	16.7	0
1978	Chris Buono	21	470	22.3	1
1979	Chris Buono	19	405	21.3	0
1980	Chris Buono	10	182	18.2	0
1981	Mark Bridgman	15	368	24.5	0
1982	Robbie Gardner	15	335	22.3	0
1983	Robbie Gardner	10	219	21.9	0
1984	Brian Jager	19	403	21.2	0
1985	Mark Rudder	22	499	22.7	0
1986	Mark Rudder	12	276	23.0	0
1987	Angelo Richardson	12	261	21.8	0
1988	Julius Dixon	9	167	18.8	0
1989	Daryl Rogers	13	303	23.3	0
1990	Freddie Burns	15	288	19.2	0
1991	Billy Whitley	10	262	26.2	1
1992	Billy Whitley	27	549	20.3	0
1993	Damon Bradley	13	358	27.5	1
1994	Josh Cole	19	441	23.2	0
1995	Josh Cole	17	546	32.1	1
1996	Josh Cole	22	586	26.6	0
1997	Marq Cerqua	12	350	29.2	1
1998	Tyron Berrian	17	461	27.1	0
1999	Desmond Kitchings	12	441	36.8	3
2000	Chris Lowery	24	624	26.0	0
2001	Brian Bratton	14	521	37.2	3
2002	Brian Bratton	36	705	19.6	0
2003	Brian Bratton	24	502	20.9	0
2004	Brian Bratton	15	327	21.7	0

2005	William Middleton	32	705	22.0	0
2006	William Middleton	25	577	23.1	1
2007	Mike Brown	19	492	25.9	1
2008	Mike Brown	15	277	18.5	0
2009	Sederrick Cunningham	13	292	22.5	0
2010	Sederrick Cunningham	16	322	20.1	0
2011	Sederrick Cunningham	32	853	26.7	1
2012	Jerodis Williams	16	574	35.9	2
2013	Hank McCloud	23	536	23.3	0
2014	Richard Hayes III	21	485	23.1	0
2015	Logan McCarter	17	329	19.4	0
2016	Aaquil Annoor	11	248	22.5	0
2017	Thomas Gordon	14	353	25.2	0
2018	Dejuan Bell	19	489	25.7	1

CAREER KICKOFF RETURN AVERAGE

Rank	Player	Years	No.	Yards	Avg.
1)	Jerodis Williams	2009-12	18	587	32.6
2)	Des Kitchings	1996-99	33	968	29.3
3)	Russ Sutton	1951-53	20	569	28.5
4)	Steve Crislip	1969-71	20	545	27.3
5)	Josh Cole	1993-96	60	1,613	26.9
6)	Charlie Gay	1957-59	23	608	26.4
7)	Sederrick Cunningham	2008-11	66	1,549	23.46
8)	Daryl Rogers	1989-90	24	563	23.45
9)	Brian Bratton	2001-04	89	2,053	23.1



Dejuan Bell



INDIVIDUAL

Most Tackles

Game: 28, Milan Sterling vs. Wofford, 1993
Game (Opponent): 24, Dino Hackett, Appalachian State, 1985
Season: 195, Milan Sterling, 1993
As A Freshman: 162, Kota Suttle, 1989
As A Sophomore: 145, Orlando Ruff, 1996
As A Junior: 162, Kevin Kendrick, 1989
As A Senior: 195, Milan Sterling, 1993
Career: 523, Frank Moses, 1974-77

Most Primary Tackles

Game:
Season: 125, Milan Sterling, 1993
Career: 283, Kota Suttle, 1989-92

Most Assisted Tackles

Game:
Season: 80, Kota Suttle, 1989
Career: 242, Kevin Kendrick, 1987-90

Most Tackles For Loss

Game:
Season: 29, Kelly Fletcher, 1989
Career: 56, Bryan Dailer, 1994-97



Jeff Blankenship

SINGLE GAME TACKLES

Player	Year	Site, Opponent, Score	Tackles
Milan Sterling	1993	h-Wofford (14-14)	28
Rock Hurst	1984	a-North Carolina State (34-30)	27
Milan Sterling	1993	a-The Citadel (10-20)	26
Kevin Kendrick	1989	h-Chattanooga (27-17)	25
Clayton Gibson	1993	a-The Citadel (10-20)	25
Jeff Blankenship	1987	h-Appalachian State (8-16)	24
Jeff Blankenship	1988	a-Chattanooga (10-7)	24
Jay Thier	1997	a-The Citadel (23-3)	24
Orlando Ruff	1997	h-Wofford (28-7)	24
Jeff Blankenship	1988	h-The Citadel (30-17)	22
Kota Suttle	1991	h-Appalachian State (23-26 ot)	22

OPPONENT SINGLE GAME TACKLES

Player	Year	Site, Opponent, Score	Tackles
Dino Hackett	1985	h-Appalachian State (21-7)	24

SEASON TACKLES

Rank	Player	Year	Tackles	Assists	Total
1)	Milan Sterling	1993	125	70	195
2)	Jay Thier	1997	107	69	176
3)	Jeff Blankenship	1988	108	67	175
4)	Frank Moses	1977	110	53	163
5)	Kevin Kendrick	1989	82	80	162
6)	Rock Hurst	1984	84	76	160
7)	Bruce Gheesling	1981	100	52	152
8)	Kota Suttle	1992	89	62	151
9)	Larry Anderson	1974	80	66	146
10)	Orlando Ruff	1996	86	59	145



Cory Magwood

2019 FURMAN PALADINS FOOTBALL / Tackles



ANNUAL TACKLE LEADERS

Year	Player	Tackles	Assists	Total
1974	Larry Anderson	80	66	146
1975	Frank Moses	105	42	147
1976	Larry Anderson	89	52	141
1977	Frank Moses	110	53	163
1978	Jerry Scott	61	76	137
1979	Jerry Scott	61	57	118
1980	Bruce Gheesling	68	55	123
1981	Bruce Gheesling	100	52	152
1982	Billy Hall	57	62	119
1983	Buck Coatney	62	55	117
1984	Rock Hurst	84	76	160
1985	Kyle Davis	47	53	100
1986	Jeff Blankenship	63	65	128
1987	Darryl Gardner	80	70	150
1988	Jeff Blankenship	108	67	175
1989	Kevin Kendrick	82	80	162
1990	Kevin Kendrick	76	68	144
1991	Kota Suttle	76	68	144
1992	Kota Suttle	89	62	151
1993	Milan Sterling	125	70	195
1994	Mark Tate	85	30	115
1995	Jay Thier	77	52	129
1996	Orlando Ruff	86	59	145
1997	Jay Thier	107	69	176
1998	Will Bouton	55	56	111
1999	John Keith	84	32	116
2000	Will Bouton	73	53	126
2001	Will Bouton	67	27	94
2002	Cedrick Ritter	66	45	111
2003	Mike Killian	63	71	134
2004	William Freeman	49	51	100
2005	William Freeman	49	81	130
2006	Andrew Jones	48	73	121
2007	Thomas Twitty	39	56	95
2008	Brandon Williams	53	56	109
2009	Kadarron Anderson	63	60	123
2010	Kadarron Anderson	51	70	121
2011	Kadarron Anderson	57	54	111
2012	Gary Wilkins	42	50	92
2013	Carl Rider	59	77	136
2014	Cory Magwood	73	50	123
2015	Cory Magwood	69	58	127
2016	Trey Robinson	55	49	104
2017	Reynard Ellis	46	46	92
2018	Elijah McKoy	50	41	91

CAREER TACKLES

Rank	Player	Years	Tackles	Assists	Total
1)	Frank Moses	1974-77	344	179	523
2)	Kota Suttle	1989-92	283	206	489
3)	Jeff Blankenship	1985-88	281	202	483
	Kevin Kendrick	1987-90	241	242	483
5)	Orlando Ruff	1995-98	261	208	469
6)	Will Bouton	1998-01	270	175	445
7)	Milan Sterling	1990-93	252	186	438
8)	Jay Thier	1994-97	256	176	432

9)	Bernard Scott	1994-97	211	215	426
10)	Larry Anderson	1974-76	259	162	421
11)	Steve O'Neill	1978-81	199	190	389
12)	Bruce Gheesling	1978-81	224	163	387
13)	Andrew Jones	2004-07	151	201	352
	Kadarron Anderson	2008-11	177	195	352
15)	Jerry Scott	1977-80	178	170	348
16)	Rock Hurst	1981-84	178	160	338
17)	Cory Magwood	2012-15	175	162	337
18)	Darryl Gardner	1984-87	172	163	335
19)	William Freeman	2002-05	150	181	331
20)	Mike Killian	2001-04	175	254	329

SEASON TACKLES FOR-LOSS

Rank	Player	Year	TFL
1)	Kelly Fletcher	1989	29.0
2)	Bryan Dailer	1997	25.0
3)	Bryan Dailer	1996	20.0
4)	Ryan Livezey	1991	17.0
5)	Gary Wilkins	2014	17.5
6)	Adrian Hope	2018	16.5
7)	Orlando Ruff	1996	16.0

CAREER TACKLES FOR-LOSS

Rank	Player	Year	TFL
1)	Bryan Dailer	1994-97	56
2)	Kelly Fletcher	1986-89	47
3)	Andrew Jones	2004-07	42
4)	Will Bouton	1998-01	41
5)	Orlando Ruff	1995-98	39
6)	Gary Wilkins	2011-14	36



Andrew Jones



INDIVIDUAL

Most Quarterback Sacks

Game: 7, Bryan Dailer vs. Chattanooga, 1997

Season: 17.5, Bryan Dailer, 1997

Career: 31.5, Kelly Fletcher, 1986-89
31.5, Bryan Dailer, 1994-97

TEAM

Most Quarterback Sacks, Game

Furman: 10 vs. Chattanooga, 1997

Opponent: 12 by Clemson, 1996

Most Quarterback Sacks, Season

Furman: 39, 1989

Opponents: 39, 1996

Fewest Quarterback Sacks, Season

Furman: 8, 2009 & 2015

Opponents: 6, 1985



Kelly Fletcher

SINGLE GAME SACKS

Player	Year	Site, Opponent, Score	Sacks
Bryan Dailer	1997	a-Chattanooga (43-21)	7
Bryan Dailer	1996	h-Chattanooga (42-21)	6
Kelly Fletcher	1988	h-Newberry (42-0)	5
Kelly Fletcher	1989	a-Western Carolina (17-3)	5

OPPONENT SINGLE GAME SACKS

Player	Year	Site, Opponent, Score	Sacks
Glenn Richardson	1984	a-Chattanooga (14-21)	3
Rahim Abdullah	1996	a-Clemson (3-19)	3
Adrian Dingle	1998	a-Clemson (0-33)	3
K.T. Stovall	2003	h-Appalachian State (10-13)	3

SINGLE GAME TEAM SACKS

Year	Site, Opponent, Score	Sacks
1997	a-Chattanooga (43-21)	10
2001	h-Lehigh (34-17)*	9
1996	h-The Citadel (35-25)	8
1989	a-Western Carolina (17-3)	7
2000	a-VMI (35-21)	7
2012	a-Elon (31-17)	7
1988	h-Newberry (42-0)	6
1988	a-Chattanooga (10-70)	6
1992	h-East Tennessee State (45-14)	6
1993	a-Chattanooga (42-45)	6
1996	h-Chattanooga (42-21)	6
2011	a-Chattanooga (14-7)	6
2017	h-East Tennessee State (56-35)	6

OPPONENT SINGLE GAME TEAM SACKS

Year	Site, Opponent, Score	Sacks
1996	a-Clemson (3-19)	12
1995	h-Appalachian State (28-41)	11
1984	a-Chattanooga (14-21)	7
1996	a-Marshall (0-54)*	7
1992	a-Appalachian State (16-13)	6
1996	a-Marshall (17-42)	6
2016	a-Western Carolina (10-48)	6
1994	a-Appalachian State (6-30)	5
1995	a-Georgia Tech (7-51)	5
1996	h-Georgia Southern (21-14)	5
1998	a-Appalachian State (13-26)	5

SEASON SACKS

Rank	Player	Year	Sacks
1)	Bryan Dailer	1997	17.5
2)	Kelly Fletcher	1989	16.0
3)	Adrian Hope	2018	15.0
4)	Kelly Fletcher	1988	14.5
5)	Ryan Livezey	1991	10.0
	Bryan Dailer	1996	10.0
7)	Gary Wilkins	2015	8.0
8)	Phillip Ferguson	1986	7.0
9)	Shaun Van Rensburg	2008	6.5
10)	Dean Williams	1989	6.0
	Clint Crocker	1990	6.0
	Steve Mazur	1982	6.0
	Wallace Artis	2007	6.0

2019 FURMAN PALADINS FOOTBALL / Sacks



SEASON TEAM SACKS

Rank	Year	Sacks
1)	1989	39.0
2)	2017	34.0
3)	1997	32.0
4)	1988	31.0
5)	2007	29.0

ANNUAL SACK LEADERS

Year	Player	Sacks
1982	Steve Mazur	6.0
1983	Kent Willia2ms	3.0
	Robert David	3.0
1984	Rock Hurst	4.0
1985	Eddie Bopp	4.0
1986	Phillip Ferguson	7.0
1987	Al Peterson	4.5
	Phillip Ferguson	4.5
1988	Kelly Fletcher	14.5
1989	Kelly Fletcher	16.0
1990	Clint Crocker	6.0
1991	Ryan Livezey	10.0
1992	Mike Hardy	5.0
	Ryan Livezey	5.0
1993	Ryan Livezey	4.0
1994	Jim Miller	2.0
	Bryan Dailer	2.0
1995	Six Players (Tied)	2.0
1996	Bryan Dailer	10.0
1997	Bryan Dailer	17.5
1998	Steve Kupchinsky	2.0
	Orlando Ruff	2.0
1999	Five Players (Tied)	2.0
2000	Brandon Poole	4.0
	Eddie Overdyke	4.0
2001	John Thrift	5.0
2002	Paul Billingsly	2.5
2003	Roy Ravenell	2.0
	William Freeman	2.0
2004	Roy Ravenell	6.5
2005	Wallace Artis	4.0
2006	Justin Brown	3.0
2007	Wallace Artis	6.0
2008	Shaun Van Rensburg	6.5
2009	Chris Wiley	2.0
	Bryan Poole	2.0
2010	Josh Lynn	2.0
	Aaron Riley	2.0
2011	Josh Lynn	5.0
2012	Ricky Lang	5.0
2013	Gary Wilkins	5.5
2014	Gary Wilkins	8.0
2015	Brad Minter	2.5
2016	T.J. Warren	3.0
2017	Chinedu Okonya	4.5
2018	Adrian Hope	15.0

CAREER SACKS

Rank	Player	Years	Sacks
1)	Kelly Fletcher	1986-89	31.5
	Bryan Dailer	1994-97	31.5
3)	Ryan Livezey	1990-93	19.0
4)	Brian Pitts	1986-89	18.5
5)	Gary Wilkins	2011-14	15.5
6)	Adrian Hope	2018-	15.0
7)	Clint Crocker	1989-92	13.0
8)	Roy Ravenell	2003-06	12.5
9)	Phillip Ferguson	1984-87	11.5
	Wallace Artis	2004-07	11.5
11)	Allen Edwards	1988-91	10.5
12)	Mike Hardy	1989-93	10.0
	Josh Lynn	2009-12	10.0
	Shawn Boone	2010-14	10.0



Allen Edwards



Adrian Hope

2019 FURMAN PALADINS FOOTBALL / Interceptions



INDIVIDUAL

Most Interceptions

Game: 3, Joe Watts vs. Presbyterian, 1951
 3, Mark Gordon vs. Presbyterian, 1975
 3, John Zemina vs. VMI, 1982
 3, Walter Booth vs. Appalachian State, 1999
 3, Josh Cooper vs. The Citadel, 2000

Game (Opponent): 3, Joe Pirrello, Tampa, 1966

Season: 10, Vince Perone, Jr., 1972

Career: 16, Vince Perone, Jr., 1972-74

Longest Interception Return

Furman: 99, John Keith vs. Chattanooga, 1997

Opponent: 96, Allan Bloodworth, Mercer, 1936



Gary Wilkins

LONGEST INTERCEPTION RETURNS

Player	Year	Site, Opponent, Score	Yards
John Keith	1997	a-Chattanooga (43-21)	99
Gary Wilkins	2013	h-Appalachian State (27-10)	98
Sam Pickens	1963	h-George Washington (29-14)	95
Kevin Quinlan	1980	a-North Carolina (13-35)	94
Wayne Wilson	1971	h-Appalachian State (0-0)	92
Billy Seel	1941	h-George Washington (13-6)	90
Marcus McMorris	2013	h-Samford (35-17)	89
Ray Zima	1938	a-Marshall (18-13)	87
Joel Deery	1930	h-Davis & Elkins (7-7)	86
Tom Wham	1946	a-Clemson (6-20)	85
Ed Davis	1929	a-Clemson (6-7)	80
Mike Jones	1990	a-Tenn.-Chattanooga (38-21)	77
Reggie Thomas	2013	a-LSU (16-48)	74
Don Calhoun	1970	a-Mississippi College (38-16)	73

OPPONENT LONGEST INTERCEPTION RETURNS

Player	Year	Site, Opponent, Score	Yards
Allan Bloodworth	1936	a-Mercer (20-9)	96
Charles Wells	1974	a-East Tennessee State (13-24)	96
Bob Loprete	1972	h-Richmond (0-37)	80
Stephon Gilmore	2010	a-South Carolina (19-38)	80
Quinton McKinney	1975	h-Appalachian State (30-23)	77
Kelvin Edwards	1983	h-East Tennessee State (28-7)	75
D'Orazio	1964	a-George Washington (14-34)	75
Jelani Jenkins	2011	a-Florida (32-55)	75
Gehrig Giles	1968	a-Chattanooga (14-31)	70
Alabama Thomason	1946	h-VMI (7-26)	69
Joe Pirrello	1966	a-Tampa (2-41)	67
John Grant	1965	a-The Citadel (0-28)	65
Gispert	1967	a-Tampa (13-39)	65

SEASON INTERCEPTIONS

Rank	Player	Year	No.
1)	Vince Perone, Jr.	1972	10
2)	Don Calhoun	1969	7
3)	Tony Carmignani	1961	6
	Lavern Barrs	1964	6
	Curtis Boyd	1974	6
	Mark Gordon	1975	6
	Gib McEachran	1982	6
	Josh Cooper	2000	6
	Rodney Johnson	2002	6
	Cam Newton	2002	6

2019 FURMAN PALADINS FOOTBALL / Interceptions



ANNUAL INTERCEPTION LEADERS

Year	Player	Interceptions	Yards	TDs
1953	Cordell Maddox	3	25	0
1954	Bob Dellinger	3	41	0
1955	Jerry Penland	1	12	0
1956	Jerry Penland	2	49	0
1957	Bill Weir	3	72	0
1958	Billy Baker	2	0	0
1959	Don Kemp	3	61	0
1960	Don Kemp	3	16	0
1961	Tony Carmignani	6	147	1
1962	Jim Sumner	3	11	0
1963	Sam Pickens	2	123	1
1964	Lavern Barrs	6	22	0
1965	Woody Powers	4	37	0
1966	Lavern Barrs	4	77	0
1967	Harvey Baugess	4	74	1
1968	Mark Palmer	5	28	0
1969	Don Calhoun	7	78	0
1970	Don Calhoun	4	115	2
1971	Mike Fabian	5	62	1
1972	Vince Perone, Jr.	10	70	1
1973	Vince Perone, Jr.	5	12	0
1974	Curtis Boyd	6	105	0
1975	Mark Gordon	6	16	0
1976	Mark Gordon	5	36	0
1977	Russell Gambrell	2	27	0
1978	Chris Buono	2	35	0
1979	Jeff Burke	3	46	0
1980	Ernest Gibson	3	17	0
1981	Ernest Gibson	4	129	1
1982	Gib McEachran	6	-13	0
1983	Fred Baber	5	63	0
1984	Jerome Norris	5	45	0
1985	Jerome Norris	5	38	0
1986	Jerome Norris	5	35	0
1987	Julius Dixon	3	27	0
1988	Chris Roper	2	27	0
1989	Pat Turner	3	31	0
1990	Jason Grant	3	24	0
1991	Jason Ensley	4	66	1
1992	Kota Suttle	2	14	0
	Andre Worrell	2	14	0
1993	Andre Worrell	4	121	0
1994	Mark Tate	3	72	0
1995	Jeremy Osborne	3	19	0
1996	Michael McNeil	3	39	0
1997	John Keith	4	103	1
1998	Richie Jackson	5	27	0
1999	Richie Jackson	4	88	0
2000	Josh Cooper	6	77	1
2001	Josh Cooper	2	28	0
2002	Cam Newton	6	101	0
2003	Cam Newton	3	31	0
2004	Jeremy Blocker	2	58	1
2005	Austin Holmes	4	0	0
2006	Jeremy Blocker	4	48	0
2007	William Middleton	3	36	0

2008	Max Lerner	4	57	0
2009	Ryan Steed	4	57	1
2010	Ryan Steed	4	120	2
2011	Mitch McGrath	4	49	0
2012	Reggie Thomas	2	38	0
2013	Jairus Hollman	3	47	1
2014	Marcus McMorris	2	31	0
2015	Trey Robinson	4	1	0
2016	Byron Johnson	2	3	0
2017	Dillon Vann	2	75	1
2018	Aaquil Annoor	2	51	0

CAREER INTERCEPTIONS

Rank	Player	Year	No.
1)	Vince Perone, Jr.	1972-74	16
2)	Jerome Norris	1983-86	15
	Richie Jackson	1998-01	15
	Don Calhoun	1968-70	14
	Mark Gordon	1974-76	14
	Ryan Steed	2008-11	14
7)	Lavern Barrs	1964-66	13
8)	Lavern Barrs	1964-66	12
	Gib McEachran	1979-82	12
	Ernest Gibson	1980-83	12
	Mark Bridgman	1980-83	12
12)	Mark Gordon	1975-76	11
	John Keith	1996-99	11
	Steve Squire	1983-86	11
15)	Rodney Johnson	1998-02	10

SEASON PASSES DEFENSED

Rank	Player	Year	PBU	INT	PD
1)	Gib McEachran	1982	13	6	19
2)	Michael McNeil	1996	14	3	17
3)	Richie Jackson	2001	13	3	16
4)	Ernest Gibson	1982	12	2	14
	Ryan Steed	2009	11	4	15
6)	Ernest Gibson	1983	11	3	14
	Ryan Livezey	1993	13	1	14
8)	William Middleton	2008	9	4	13
	Ryan Steed	2010	9	4	13
	Austin Holmes	2005	8	4	12

CAREER PASSES DEFENSED

Rank	Player	Years	PBU	INT	PD
1)	Richie Jackson	1998-01	26	15	41
2)	Ernest Gibson	1980-83	26	12	38
	Ryan Steed	2008-11	24	14	38
4)	Gib McEachran	1979-82	24	12	36
	Jerome Norris	1983-86	21	15	36
6)	William Middleton	2005-08	26	7	33
7)	Austin Holmes	2004-07	25	7	32
8)	John Keith	1996-99	19	11	30
9)	Jeremy Blocker	2003-06	21	8	29
	Reggie Thomas	2012-15	21	8	29

2019 FURMAN PALADINS FOOTBALL / Fumbles



INDIVIDUAL

Most Fumble Recoveries

Game: 4, Drayton Dorn vs. Clemson, 1932

Season: 5, Jeff Snipes, 1980

Career: 9, Jeff Snipes, 1978-80

Longest Fumble Return

Furman: 95, Marcus McMorris vs. Elon, 2012

Opponent: 80, Raymond Phillips, North Carolina State, 1984

Most Total Turnovers, Game

Furman: 5, Andre Hentz (3 FR, 2 INT) vs. South Carolina State, 1994

TEAM

Most Fumbles Lost, Game

Furman: 7, Wofford, 1952

7, Chattanooga, 1979

Opponent: 6, three opponents (most recent, The Citadel, 1981)

Most Fumbles Lost, Season

Furman: 31, 1974 & 1979

Opponents: 21, 1980

Most Turnovers, Game

Furman: 11 vs. Chattanooga, 1979

Opponent: 12 by Presbyterian, 1951

Most Turnovers, Season

Furman: 44 (31 Fumbles, 13 Interceptions), 1979

Opponents: 48 (20 Fumbles, 28 Interceptions), 1986

Highest Turnover Ratio, Season

Furman: 4.00 (31 fumbles, 13 interceptions), 1979

Opponents: 4.36 (20 fumbles, 28 interceptions), 1986

Highest Turnover Margin, Season

Furman: +1.46, 1986

Lowest Turnover Ratio, Season

Furman: -1.10, 1979 & 1988

LONGEST FUMBLE RETURNS

Player	Year	Site, Opponent, Score	Yards
Marcus McMorris	2012	a-Elon (31-17)	95
Kevin Quinlan	1980	a-North Carolina (13-35)	94
Ryan Steed	2010	h-Georgia Southern (28-32)	89
Clifton Dortch	2007	a-The Citadel (51-54)	87
Josh Cooper	2001	h-VMI (65-7)	85

OPPONENT LONGEST FUMBLE RETURNS

Player	Year	Site, Opponent, Score	Yards
Phillips	1984	a-North Carolina State (34-30)	80
Tony Robertson	1990	h-Presbyterian (63-7)	77
Kelly Cook	1997	h-VMI (35-14)	60
Ahmad Gooden	2018	h-Samford (25-38)	58

SEASON FUMBLE RECOVERIES

Rank	Player	Year	FR
1)	Jeff Snipes	1979	5
2)	Jeff Snipes	1980	4
	Corey Holden	1989	4
	Andre Hentz	1994	4
	Chris Wiley	2009	4
	Ira McCune	2013	4



Marcus McMorris

2019 FURMAN PALADINS FOOTBALL / Fumbles



ANNUAL FUMBLE RECOVERY LEADERS

Year	Player	FR
1974	Dolphus Carter	3
1975	Tony Cox	3
1976	Jimmy Neal	3
1977	Bobby Church	3
1978	Kevin Morgan	3
	Russell Gambrell	3
1979	Jeff Snipes	5
1980	Jeff Snipes	4
1981	Steve O'Neill	3
1982	Buck Coatney	3
	Ernest Gibson	3
1983	Troy Phillips	3
1984	Five Players-Tied	1
1985	Darryl Gardner	3
1986	Jeff Blankenship	3
	Darryl Gardner	3
	Steve Squire	3
1987	Sammy Cooper	3
1988	Kelly Fletcher	2
	William Hall	2
	Kevin Kendrick	2
1989	Corey Holden	4
1990	Jeff Coleman	2
	Allen Edwards	2
	Steve Norris	2
	Taylor Quarles	2
1991	Steve Norris	3
	Mike Ratclif	3
1992	Jeff Coleman	1
	Clayton Gibson	1
	Patrick McGowan	1
	Milan Sterling	1
1993	Ryan Livezey	2
	Andre Worrell	2
1994	Andre Hentz	4
1995	Eight Players-Tied	1
1996	Bernard Scott	2
	Jay Thier	2
	Michael Brown	2
1997	Jeremy Osborne	2
1998	Eight Players-Tied	1
1999	Will Bouton	3
2000	Richie Jackson	2
	Clay O'Daniel	2
2001	Will Bouton	2
2002	Cedrick Ritter	2
	Cam Newton	2
	Eddie Overdyke	2
	Rodney Johnson	2
2003	Mike Killian	3
2004	Cam Newton	2
2005	William Freeman	2
2006	Justin Brown	2
	William Middleton	2
2007	Six Players-Tied	1
2008	Brandon Williams	2

Hunter Twitty	2	
2009.... Chris Wiley	4	
2010.... Chris Wiley	3	
2011.... Nine (Tied)	1	
2012.... Six (Tied)	1	
2013.... Ira McCune	4	
2014.... Nick Miller	3	
2015.... Five (Tied)	1	
2016.... Aaquil Annoor	2	
2017.... Chris Washington	2	
	Quandarius Weems	2
2018.... Chinedu Okonya	2	

CAREER FUMBLE RECOVERIES

Rank	Player	Years	FR
1)....	Jeff Snipes	1978-80	9
2)....	Chris Wiley	2008-11	8
3)....	Darryl Gardner	1984-87	8
4)....	Russell Gambrell	1975-78	7
	Will Bouton	1998-01	7



Chinedu Okonya

2019 FURMAN PALADINS FOOTBALL / All-America



1930 - Bob Wilder, OL	Board of Football (1st Team)	Walter Camp Foundation(1st Team)
1939 - Roten Shetley, RB	Collier's (1st Team)	Football Gazette (1st Team)
1981 - Bruce Gheesling, LB	Associated Press I-A (3rd Team)	Sports Network (1st Team)
1982 - Stanford Jennings, TB	Associated Press (3rd Team)	Walter Camp Foundation(1st Team)
Ernest Gibson, DB	AFCA (1st Team)	Football Gazette (1st Team)
1983 - Dan Sleet, OG	Associated Press (3rd Team)	Associated Press (1st Team)
Ernest Gibson, DB	AFCA (1st Team)	Sports Network (2nd Team)
1984 - Rock Hurst, LB	AFCA (1st Team)	Marty Priore, OG
1985 - Gene Reeder, C	Associated Press (1st Team)	Chris Stewart, C
Kyle Davis, DE	Football Gazette (1st Team)	2001 - Donnie Littlejohn, OT
1987 - Alex Albert, OG	Associated Press (3rd Team)	Associated Press (1st Team)
1988 - Jeff Blankenship, LB	Associated Press (1st Team)	AFCA (1st Team)
	AFCA (1st Team)	Sports Network (1st Team)
	Sports Network (1st Team)	Walter Camp Foundation (1st Team)
	Walter Camp Foundation (1st team)	Football Gazette (1st Team)
	Football Gazette (1st Team)	Will Bouton, LB
Fe Cowan, OT	Associated Press (3rd Team)	Sports Network (1st Team)
1989 - Kelly Fletcher, DE	Associated Press (1st Team)	Walter Camp Foundation(1st Team)
	AFCA (1st Team)	Football Gazette (2nd Team)
	Sports Network (1st Team)	Associated Press (2nd Team)
	Football Gazette (1st Team)	Louis Ivory, TB
Chris Roper, DE	Football Gazette (1st Team)	Sports Network (2nd Team)
1990 - Kevin Kendrick, LB	Associated Press (1st Team)	Associated Press (2nd Team)
	AFCA (1st Team)	Football Gazette (2nd Team)
	Sports Network (1st Team)	Marty Priore, OG
	Walter Camp Foundation (1st Team)	Sports Network (2nd Team)
	Football Gazette (1st Team)	Associated Press (2nd Team)
Steve Duggan, C	Associated Press (1st Team)	Chris Stewart, C
	AFCA (1st Team)	Brian Bratton, RS
	Sports Network (1st Team)	Football Gazette (2nd Team)
	Walter Camp Foundation (1st Team)	Associated Press (3rd Team)
	Football Gazette (1st Team)	2002 - Trevor Kruger, OG
	Associated Press (1st Team)	AFCA (1st Team)
	AFCA (1st Team)	Football Gazette (1st Team)
	Sports Network (1st Team)	Sports Network (2nd Team)
	Walter Camp Foundation (1st Team)	Associated Press (3rd Team)
1991 - Eric Walter, OG	Associated Press (2nd Team)	Rodney Johnson, CB
	AFCA (1st Team)	Football Gazette (3rd Team)
Allen Edwards, NG	Associated Press (2nd Team)	2003 - Danny Marshall, PK
1992 - Kota Suttle, LB	Associated Press (2nd Team)	Football Gazette (2nd Team)
	AFCA (1st Team)	Sports Network (3rd Team)
	Sports Network (1st Team)	Associated Press (3rd Team)
Carl Tremble, TB	Associated Press (3rd Team)	2004 - Ben Bainbridge, OT
1993 - Ronnie McCutchan, P	Associated Press (2nd Team)	Associated Press (1st Team)
Andre Worrell, CB	Associated Press (3rd Team)	Sports Network (1st Team)
1994 - Jim Richter, PK	Associated Press (1st Team)	Walter Camp Foundation (1st Team)
	Sports Network (1st Team)	Football Gazette (2nd Team)
	Football Gazette (1st Team)	William Freeman, LB
1996 - Luther Broughton, TE	Sports Network (2nd Team)	Sports Network (2nd Team)
1997 - Bryan Dailer, DE	Associated Press (3rd Team)	Associated Press (3rd Team)
	Sports Network (1st Team)	Football Gazette (2nd Team)
1998 - Orlando Ruff, LB	AFCA (1st Team)	Roy Ravenell, DE
	Football Gazette (3rd Team)	Sports Network (2nd Team)
1999 - John Keith, FS	Associated Press (1st Team)	Associated Press (3rd Team)
	AFCA (1st Team)	Football Gazette (3rd Team)
	Sports Network (1st Team)	Patrick Covington, OG
	Walter Camp Foundation (1st Team)	Football Gazette (3rd Team)
	Football Gazette (1st Team)	2005 - William Freeman, LB
Des Kichings, RS	Associated Press (3rd Team)	AFCA (1st Team)
2000 - Louis Ivory, TB	Associated Press (1st Team)	Associated Press (1st Team)
	AFCA (1st Team)	Sports Network (3rd Team)
	Sports Network (1st Team)	Patrick Covington, OG
	Walter Camp Foundation (1st Team)	Sports Network (1st Team)
	Football Gazette (1st Team)	Associated Press (2nd Team)
	Associated Press (3rd Team)	Corey Stewart, C
	Sports Network (1st Team)	Associated Press (2nd Team)
	Walter Camp Foundation (1st Team)	Sports Network (2nd Team)
	Football Gazette (1st Team)	Ingle Martin, P
	Associated Press (3rd Team)	2006 - Roy Ravenell, DE
	Associated Press (3rd Team)	Associated Press (2nd Team)
	Associated Press (1st Team)	Andrew Thornburg, OG
	Sports Network (1st Team)	Football Gazette (3rd Team)
	Walter Camp Foundation (1st Team)	2007 - Jerome Felton, FB
	Football Gazette (1st Team)	Sports Network (1st Team)

2019 FURMAN PALADINS FOOTBALL / All-America, Academic All-America



- 2008** - Joel Bell, OT Sports Network (1st Team)
 Associated Press (1st Team)
 Walter Camp Foundation (1st Team)
- William Middleton, CB..... Sports Network (1st Team)
 AFCA (1st Team)
- 2009** - Kadarron Anderson, LB..... Sports Network (3rd Team)
- 2011** - Ryan Steed, CB..... AFCA (1st Team)
 Associated Press (1st Team)
 Sports Network (3rd Team)
- Kadarron Anderson, LB..... AFCA (1st Team)
 Associated Press (1st Team)
- Colin Anderson, TE..... Sports Network (1st Team)
 Walter Camp Foundation (1st Team)
- 2012** - Jerodis Williams, RS Sports Network (1st Team)
 Walter Camp Foundation (1st Team)
- Dakota Dozier, OT..... Sports Network (2nd Team)
 Associated Press (3rd Team)
- 2013** - Dakota Dozier, OT..... AFCA (1st Team)
 Associated Press (1st Team)
 Sports Network (1st Team)
 Walter Camp Foundation (1st Team)
- Ray Early, PK..... Associated Press (2nd Team)
- 2014** - Gary Wilkins, DE..... Sports Network (3rd Team)

- 2015** - Cory Magwood, LB..... Sports Network (3rd Team)
- 2017** - Matthew Schmidt, C..... AFCA (1st Team)
 Sports Network (2nd Team)
 Associated Press (3rd Team)

COSIDA ACADEMIC ALL-AMERICA

- 1976** - Jeff Holcomb, OT 1st Team
- 1984** - Brian Jager, RB..... 2nd Team
- 1985** - Brian Jager, RB..... 1st Team
- 1986** - Steve Squire, DB 2nd Team
- 1988** - Kelly Fletcher, DE 1st Team
- 1989** - Kelly Fletcher, DE 1st Team
 Chris Roper, LB..... 1st Team
 Mike Wood, PK..... 2nd Team
- 1990** - Eric Walter, OG 2nd Team
- 1991** - Eric Walter, OG 1st Team
- 1999** - Stuart Rentz, TB..... 1st Team
 Marion Martin, LB..... 2nd Team
- 2000** - Marion Martin, LB..... 1st Team
- 2002** - Rodney Johnson, CB 2nd Team
- 2006** - Adi Filipovic, OG..... 1st Team



Matthew Schmidt



Adi Filipovic



SOCON MEDIA	
1936.....	Bob King, E (1st Team)
1939.....	Roten Shetley, RB (1st Team)
1953.....	Vince Perone, G (1st Team)
	Roland Barefoot, E (2nd Team)
	John Popson, FB (2nd Team)
1954.....	Webster Williams, G (1st Team)
1958.....	Ray Siminski, E (1st Team)
	Billy Baker, RB (2nd Team)
1960.....	Tom Campbell, RB (1st Team)
1961.....	Tom Campbell, RB (1st Team)
1962.....	Elliott Keller, RB (1st Team)
1965.....	Billy Turner, LB (1st Team)
	Tim Crawford, WR (1st Team)
	Lavern Barrs, DB (2nd Team)
	Walker Kimbell, E (2nd Team)
	Sammy Wyche, QB (2nd Team)
	Bob Buzzell, RB (2nd Team)
1966.....	Robbie Hahn, E (1st Team)
	George Veal, DT (2nd Team)
1967.....	Robbie Patterson, C (1st Team)
	Robbie Hahn, E (2nd Team)
	George Veal, DE (2nd Team)
1968.....	George Veal, DT (2nd Team)
	Pat Wiggin, DE (2nd Team)
1970.....	Peyton Barton, OT (1st Team)
	Chuck Cross, LB (1st Team)
	Butch Kersey, OT (1st Team)
1971.....	David Shi, DE (1st Team)
1972.....	Danny Utley, OT (1st Team)
	Vince Perone, Jr., DB (1st Team)
1973.....	Danny Utley, OT (1st Team)
	Vince Perone, Jr., DB (1st Team)
1974.....	Bill Anderson, DE (1st Team)
	Vince Perone, Jr. (1st Team)
1975.....	Larry Robinson, RB (1st Team)
	Larry Anderson, LB (1st Team)
	Mark Gordon, DB (1st Team)
1976.....	Larry Anderson, LB (1st Team)
	Jeff Holcomb, OT (1st Team)
	Tommy Southard, WR (1st Team)
1977.....	Ken Cadle, OT (1st Team)
	Bobby Church, DE (1st Team)
	Russell Gambrell, DB (1st Team)
	Brette Simmons, TE (1st Team)
	Tommy Southard, WR (2nd Team)
	Frank Moses, NG (2nd Team)
	Beach Foster, DB (2nd Team)
1978.....	David Henderson, QB (1st Team)
	Rickey Young, C (1st Team)
	Mark Stowers, RB (1st Team)
	Kevin Morgan, DT (1st Team)
	Russell Gambrell, DE (1st Team)
	Brette Simmons, TE (1st Team)
	Hal Westlake, OT (2nd Team)
	Jimmy Kiser, WR (2nd Team)
	Ronnie Cox, LB (2nd Team)
1979.....	Kevin Morgan, DT (1st Team)
	Jeff Snipes, DE (1st Team)
	Bruce Gheesling, LB (1st Team)

	Stan Stanley, OG (2nd Team)
	Bobby Woods, C (2nd Team)
	Jerry Scott, LB (2nd Team)
1980.....	Bruce Gheesling, LB (1st Team)
	Chris Buono, DB (1st Team)
	Kevin Morgan, DT (1st Team)
	Mike Glenn, RB (1st Team)
	Charlie Anderson, OT (1st Team)
	Mike Coleman, OG (1st Team)
	John Johnson, P (1st Team)
	Tim Sorrells, QB (2nd Team)
	Steve Lloyd, OT (2nd Team)
	Steve O'Neill, LB (2nd Team)
	Jerry Scott, NG (2nd Team)
	Tim Tanguay, PK (2nd Team)
	Byron Lee, TE (2nd Team)
1981.....	Stanford Jennings, RB (1st Team)
	Bruce Gheesling, LB (1st Team)
	Jeff Burke, DB (1st Team)
	Charlie Anderson, OT (1st Team)
	Byron Lee, TE (1st Team)
	Tim Tanguay, PK (1st Team)
	Tim Sorrells, QB (1st Team)
	Steve Lloyd, OT (1st Team)
	John Johnson, P (1st Team)
	Felix Andrews, DE (1st Team)
	Mike Coleman, OG (1st Team)
1982.....	Stanford Jennings, RB (1st Team)
	Briggs Traylor, C (1st Team)
	Mike Coleman, OG (1st Team)
	Billy Hall, LB (1st Team)
	Gib McEachran, DB (1st Team)
	Mark Bridgman, DB (1st Team)
	Troy Phillips, DL (1st Team)
	Bart Heres, OT (2nd Team)
	Hollis Barton, OG (2nd Team)
	Ricky Moody, DT (2nd Team)
	David Charpia, QB (2nd Team)
	Jack Borders, TE (2nd Team)
	Ernest Gibson, DB (2nd Team)
1983.....	Stanford Jennings, RB (1st Team)
	Paul Johannessen, OT (1st Team)
	Dan Sleet, OG (1st Team)
	David Charpia, QB (1st Team)
	Buck Coatney, LB (1st Team)
	Mark Bridgman, DB (1st Team)
	Ernest Gibson, DB (1st Team)
	Billy Risher, WR (2nd Team)
	Jack Borders, TE (2nd Team)
	Troy Phillips, DT (2nd Team)
1984.....	Jerome Norris, CB (1st Team)
	Rock Hurst, LB (1st Team)
	Kenny Elder, NG (2nd Team)
	Gene Reeder, C (2nd Team)
	Chas Fox, WR (2nd Team)
	Bobby Lamb, QB (2nd Team)
1985.....	Bobby Lamb, QB (1st Team)
	Chas Fox, WR (1st Team)
	Gene Reeder, C (1st Team)
	Brian Jager, TB (1st Team)

	Steve Squire, FS (1st Team)
	Jeff Lee, TE (2nd Team)
	Eddie Bopp, NG (2nd Team)
1986.....	Robbie Gardner, TB (1st Team)
	Alex Albert, OG (1st Team)
	Phillip Ferguson, NG (1st Team)
	Darryl Gardner, LB (1st Team)
	Jerome Norris, CB (1st Team)
	Steve Squire, FS (1st Team)
1987.....	John Bagwell, TB (1st Team)
	Alex Albert, OG (1st Team)
	Fe Cowan, OT (1st Team)
	Phillip Ferguson, NG (1st Team)
	Darryl Gardner, LB (1st Team)
	Al Peterson, DT (2nd Team)
	Jeff Blankenship, LB (2nd Team)
	Julius Dixon, CB (2nd Team)
1988.....	Steve Duggan, C (1st Team)
	Fe Cowan, OT (1st Team)
	Kelly Fletcher, DE (1st Team)
	Jeff Blankenship, LB (1st Team)
	Julius Dixon, CB (1st Team)
	Elton Bailey, OG (2nd Team)
	Kennet Goldsmith, FB (2nd Team)
	Brian Pitts, DT (2nd Team)
	Bruce Leicht, P (2nd Team)
1989.....	David Adams, OG (1st Team)
	Steve Duggan, C (1st Team)
	Frankie DeBusk, QB (1st Team)
	Kelly Fletcher, DE (1st Team)
	Brian Pitts, DT (1st Team)
	Chris Roper, LB (1st Team)
	Kevin Kendrick, LB (1st Team)
	Pat Turner, CB (1st Team)
	Greg Key, TE (2nd Team)
1990.....	Frankie DeBusk, QB (1st Team)
	Steve Duggan, C (1st Team)
	Eric Walter, OG (1st Team)
	Kyle Lowery, OT (1st Team)
	Donald Lipscomb, WR (1st Team)
	Carl Tremble, TB (1st Team)
	Allen Edwards, NG (1st Team)
	Kevin Kendrick, LB (1st Team)
	Jason Grant, CB (1st Team)
	Ivan Johnson, FS (1st Team)
	Paul Siffri, TE (2nd Team)
1991.....	Carl Tremble, TB (1st Team)
	Donald Lipscomb, WR (1st Team)
	Eric Walter, OG (1st Team)
	Kyle Lowery, OT (1st Team)
	Paul Siffri, TE (1st Team)
	Allen Edwards, NG (1st Team)
	Ryan Livezey, DE (1st Team)
	Kota Suttle, LB (1st Team)
	Andrew Burr, PK (2nd Team)
1992.....	Carl Tremble, TB (1st Team)
	Ryan Livezey, DE (1st Team)
	Milan Sterling, LB (1st Team)
	Kota Suttle, LB (1st Team)
	Andre Worrell, CB (1st Team)



	Fred Sturgis, OT (2nd Team) Clint Crocker, DT (2nd Team)		Danny Marshall, PK (1st Team) Will Bouton, LB (1st Team) Shelvis Smith, DB (1st Team) Billy Napier, QB (2nd Team) Bear Rinehart, WR (2nd Team) Ryan Spencer, DL (2nd Team) LeBryan Sperling, DL (2nd Team) John Thrift, LB (2nd Team) Richie Jackson, CB (2nd Team) Josh Cooper, CB (2nd Team)		John Kivett, OT (1st Team) Andrew Thornburg, OG (1st Team) Jeremy Blocker, FS (1st Team) Justin Brown, DT (1st Team) Andrew Jones, LB (1st Team) Roy Ravenell, DE (1st Team) Brad Bell, TE (2nd Team) Joel Bell, OT (2nd Team) Cedric Gipson, TB (2nd Team) Reggie Goolsby, C (2nd Team) Justin Stepp, FLK (2nd Team) Justin Stepp, RS (2nd Team) Wesley Bray, DT (2nd Team) Austin Holmes, CB (2nd Team) Gary Nelson, LB (2nd Team)
1993	Jim Richter, PK (1st Team) Ryan Livezey, DE (1st Team) Milan Sterling, LB (1st Team) Andre Worrell, CB (1st Team) Ronnie McCutchan, P (1st Team) Brian Fisher, OT (2nd Team) Mark Tate, FS (2nd Team)	2002	Trevor Kruger, OG (1st Team) Steven Cain, OT (1st Team) Willis Sudderth, TE (1st Team) Bear Rinehart, FLK (1st Team) Rodney Johnson, CB (1st Team) Billy Napier, QB (2nd Team) LeBryan Sperling, DT (2nd Team) Cedrick Ritter, LB (2nd Team) Cam Newton, FS (2nd Team)	2007	Joel Bell, OT (1st Team) Larry Hedden, TE (1st Team) Wallace Artis, DE (1st Team) Jerome Felton, FB (2nd Team) Justin Brown, DT (2nd Team) Andrew Jones, LB (2nd Team) Andrew Thacker, SS (2nd Team) Thomas Twitty, FS (2nd Team)
1994	Brian Fisher, OT (1st Team) Jim Richter, PK (1st Team) Luther Broughton, TE (2nd Team) Mark Tate, FS (2nd Team)	2003	Corey Stewart, C (1st Team) Michael Burant, NG (1st Team) Mike Killian, LB (1st Team) Cam Newton, S (1st Team) Danny Marshall, PK (1st Team) Ben Bainbridge, OT (2nd Team) Brian Bratton, WR (2nd Team) Hindley Brigham, TB (2nd Team) Clayton Dyson, OG (2nd Team) Willis Sudderth, TE (2nd Team) Cedrick Ritter, LB (2nd Team) T.J. Wilson, CB (2nd Team)	2008	Joel Bell, OT (1st Team) Brandon Williams, LB (1st Team) William Middleton, CB (1st Team) Max Lerner, ROV (1st Team) Thomas Slaughter, OT (2nd Team) Chris Truss, TE (2nd Team) Mike Brown, TB (2nd Team) Adam Mims, WR (2nd Team) Adam Mims, RS (2nd Team)
1995	Luther Broughton, TE (1st Team) Adrick Harrison, WR (2nd Team) Brian Fisher, OT (2nd Team) Josh Cole, RS (2nd Team) Jeremy Osborne, DB (2nd Team) Jody Wade, P (2nd Team)	2004	Isaac West, WR (1st Team) Willis Sudderth, TE (1st Team) Ben Bainbridge, OT (1st Team) Scott Beckler, PK (1st Team) Roy Ravenell, DE (1st Team) William Freeman, LB (1st Team) Cam Newton, FS (1st Team) Brian Bratton, WR (2nd Team) Patrick Covington, OG (2nd Team) Corey Stewart, C (2nd Team) Brant Glover, NG (2nd Team) Cedrick Ritter, LB (2nd Team) T.J. Wilson, CB (2nd Team) Bo Moore, P (2nd Team)	2009	Kadarron Anderson, LB (1st Team) Ryan Steed, CB (1st Team) Adam Mims, WR (2nd Team) Tyler Haynes, OG (2nd Team) Tersooh Uhaa, RB (2nd Team)
1996	Luther Broughton, TE (1st Team) Josh Cole, WR (2nd Team) Josh Cole, RS (2nd Team) Bryan Dailer, DE (2nd Team) Orlando Ruff, LB (2nd Team) Michael McNeil, DB (2nd Team) Jeremy Osborne, FS (2nd Team)	2005	Corey Stewart, C (1st Team) Patrick Covington, OG (1st Team) John Kivett, OT (1st Team) John Rust, TE (1st Team) Justin Stepp, FLK (1st Team) Scott Beckler, PK (1st Team) William Freeman, LB (1st Team) Ingle Martin, P (1st Team) Brian Laggis, OG (2nd Team) Jerome Felton, FB (2nd Team) Roy Ravenell, DE (2nd Team) Andrew Jones, LB (2nd Team) Austin Holmes, CB (2nd Team) Ingle Martin, QB (2nd Team)	2010	Kadarron Anderson, LB (1st Team) Ray Early, PK (2nd Team) Max Lerner, ROV (2nd Team) Josh Lynn, DE (2nd Team) Adam Mims, WR (2nd Team) Ryan Steed, CB (2nd Team)
1997	Bryan Dailer, DL (1st Team) Jay Thier, LB (1st Team) Jeremy Osborne, FS (1st Team) Mark Foster, C (2nd Team) Orlando Ruff, LB (2nd Team) John Keith, SS (2nd Team)	2006	Jerome Felton, FB (1st Team)	2011	Chris Forcier, QB (1st Team) Jerodis Williams, RB (1st Team) Ryan Lee, OT (1st Team) Colin Anderson, TE (1st Team) Kadarron Anderson, LB (1st Team) Ryan Steed, CB (1st Team) Dakota Dozier, OT (2nd Team) Josh Lynn, DE (2nd Team) Nathan Wade, FS (2nd Team)
1998	Orlando Ruff, LB (1st Team)			2012	Dakota Dozier, OT (1st Team) Colin Anderson, TE (1st Team) Jerodis Williams, RS (1st Team) Jerodis Williams, RB (2nd Team)
1999	Ben Hall, OG (1st Team) Josh Moore, OT (1st Team) Trent Sansbury, TE (1st Team) Des Kitchings, WR (1st Team) Louis Ivory, TB (1st Team) Des Kitchings, RS (1st Team) Will Bouton, LB (1st Team) John Keith, FS (1st Team) Justin Hill, QB (2nd Team) Walter Booth, SS (2nd Team)			2013	Dakota Dozier, OT (1st Team) Gary Wilkins, DE (1st Team) Carl Rider, LB (1st Team) Greg Worthy, FS (1st Team)
2000	Louis Ivory, TB (1st Team) Josh Moore, OT (1st Team) Marty Priore, OG (1st Team) Will Bouton, LB (1st Team) Chris Stewart, C (2nd Team) Donnie Littlejohn, OT (2nd Team) Trent Sansbury, TE (2nd Team) Ryan Spencer, DT (2nd Team) LeBryan Sperling, DT (2nd Team) Richie Jackson, CB (2nd Team) Josh Cooper, FS (2nd Team)				
2001	Louis Ivory, TB (1st Team) Donnie Littlejohn, OT (1st Team) Marty Priore, OG (1st Team) Chris Stewart, C (1st Team) Trent Sansbury, TE (1st Team) Brian Bratton, RS (1st Team)				



Ray Early, PK (1st Team)
 Hank McCloud, RB (2nd Team)
 Jairus Holloman, DB (2nd Team)
 Ray Early, P (2nd Team)
2014..... Gary Wilkins, DE (1st Team)
 Cory Magwod, LB (1st Team)
 Joe Turner, OG (2nd Team)
 Duncan Fletcher, TE (2nd Team)
 Jordan Snellings, WR (2nd Team)
2015**Cory Magwood, LB (1st Team)**
 Trey Robinson, DB (1st Team)
 Joe Turner, OG (2nd Team)
 Andrej Suttles, WR (2nd Team)
 Reggie Thomas, CB (2nd Team)
2016..... Matthew Schmidt, C (2nd Team)
 Duncan Fletcher, TE (2nd Team)
 Trey Robinson, S (2nd Team)
2017..... Terrell Bush, OG (1st Team)
 Matthew Schmidt, C (1st Team)
 Andy Schumpert, TE (1st Team)
 P.J. Blazejowski, QB (2nd Team)
 Kealand Dirks, RB (2nd Team)
 Antonio Wilcox, RB (2nd Team)
 Jayland Reid, NG (2nd Team)
 Aaquil Annoor, S (2nd Team)
2018..... Adrian Hope, LB (1st Team)
 Grayson Atkins, PK (1st Team)
 Dejuan Bell, RS (1st Team)
 Bo Layton, OT (2nd Team)
 Jaylan Reid, NG (2nd Team)
 Aaquil Annoor, SS (2nd Team)

SOCON HEAD COACHES

1984..... Robbie Gardner, TB (1st Team)
 Rock Hurst, LB (1st Team)

(No Teams Selected Between 1985-88)

1989..... Greg Key, TE (1st Team)
 David Adams, OG (1st Team)
 Steve Duggan, C (1st Team)
 Kelly Fletcher, DE (1st Team)
 Brian Pitts, DT (1st Team)
 Allen Edwards, NG (1st Team)
 Chris Roper, LB (1st Team)
 Kevin Kendrick, LB (1st Team)
 Pat Turner, CB (1st Team)
 Brad Stephens, WR (2nd Team)
 Frankie DeBusk, QB (2nd Team)
 Dwight Sterling, TB (2nd Team)
1990..... **Frankie DeBusk, QB (1st Team)**
 Steve Duggan, C (1st Team)
 Eric Walter, OG (1st Team)
 Kyle Lowery, OT (1st Team)
 Donald Lipscomb, WR (1st Team)
 Carl Tremble, TB (1st Team)
Kevin Kendrick, LB (1st Team)
 Allen Edwards, NG (1st Team)
 Ivan Johnson, FS (1st Team)

Paul Siffri, TE (2nd Team)
 Brad Stephens, WR (2nd Team)
 Jason Grant, CB (2nd Team)
1991..... Paul Siffri, TE (1st Team)
 Donald Lipscomb, WR (1st Team)
 Eric Walter, OG (1st Team)
 Carl Tremble, TB (1st Team)
 Andrew Burr, PK (1st Team)
Allen Edwards, NG (1st Team)
 Kota Suttle, LB (1st Team)
 Mike Ratcliff, FS (1st Team)
 Kyle Lowery, OT (2nd Team)
 Ryan Livezey, DE (2nd Team)
 Taylor Quarles, CB (2nd Team)
1992..... Carl Tremble, TB (1st Team)
 Ryan Livezey, DE (1st Team)
 Kota Suttle, LB (1st Team)
 Fred Sturgis, OT (2nd Team)
 Clint Crocker, DT (2nd Team)
 Milan Sterling, LB (2nd Team)
 Andre Worrell, CB (2nd Team)
1993..... Ryan Livezey, DE (1st Team)
 Mike Hardy, DT (1st Team)
 Milan Sterling, LB (1st Team)
 Andre Worrell, CB (1st Team)
 Ronnie McCutchan, P (1st Team)
 Brian Fisher, OT (2nd Team)
 Jim Richter, PK (2nd Team)
1994..... Luther Broughton, TE (1st Team)
 Jim Richter, PK (1st Team)
 Brian Fisher, OT (2nd Team)
 Mark Tate, FS (2nd Team)
1995..... Luther Broughton, TE (2nd Team)
 Brian Fisher, OT (2nd Team)
 Josh Cole, RS (2nd Team)
1996..... Luther Broughton, TE (1st Team)
 Braniff Bonaventure, QB (1st Team)
 Jeremy Osborne, FS (1st Team)
 Josh Cole, WR (2nd Team)
 Josh Cole, RS (2nd Team)
 Bryan Dailer, DE (2nd Team)
 Michael McNeil, CB (2nd Team)
1997..... Bryan Dailer, DE (1st Team)
 Orlando Ruff, LB (1st Team)
 Jeremy Osborne, FS (1st Team)
 Lee Drake, OT (2nd Team)
1998..... Orlando Ruff, LB (1st Team)
 John Keith, SS (2nd Team)
1999..... Ben Hall, OG (1st Team)
 Josh Moore, OT (1st Team)
 Trent Sansbury, TE (1st Team)
 Des Kitchings, WR (1st Team)
 Louis Ivory, TB (1st Team)
 Des Kitchings, RS (1st Team)
 Will Bouton, LB (1st Team)
John Keith, FS (1st Team)
 Justin Hill, QB (2nd Team)
 Walter Booth, SS (2nd Team)
2000..... **Louis Ivory, TB (1st Team)**
 Chris Stewart, C (1st Team)

Marty Priore, OG (1st Team)
 Josh Moore, OT (1st Team)
Will Bouton, LB (1st Team)
 Donnie Littlejohn, OT (2nd Team)
 Trent Sansbury, TE (2nd Team)
 Ryan Spencer, DT (2nd Team)
 LeBryan Sperling, DT (2nd Team)
2001..... Louis Ivory, TB (1st Team)
 Chris Stewart, C (1st Team)
 Marty Priore, OG (1st Team)
 Donnie Littlejohn, OT (1st Team)
 Trent Sansbury, TE (1st Team)
 Brian Bratton, RS (1st Team)
 Will Bouton, LB (1st Team)
 Billy Napier, QB (2nd Team)
 Bear Rinehart, WR (2nd Team)
 Ryan Spencer, DL (2nd Team)
 Richie Jackson, DB (2nd Team)
 Josh Cooper, DB (2nd Team)
2002..... Trevor Kruger, OG (1st Team)
 Steven Cain, OT (1st Team)
 Billy Napier, QB (2nd Team)
 LeBryan Sperling, DT (2nd Team)
 Keito Whetstone, LB (2nd Team)
2003..... Mike Killian, LB (1st Team)
 Danny Marshall, PK (1st Team)
 Clayton Dyson, OG (2nd Team)
 Cedrick Ritter, LB (2nd Team)
 T.J. Wilson, CB (2nd Team)
 Cam Newton, S (2nd Team)
2004..... Willis Sudderth, TE (1st Team)
 Ben Bainbridge, OT (1st Team)
 Roy Ravenell, DE (1st Team)
 William Freeman, LB (1st Team)
 Cam Newton, FS (1st Team)
 Isaac West, WR (2nd Team)
 Brian Bratton, WR (2nd Team)
 Scott Beckler, PK (2nd Team)
2005..... Patrick Covington, OG (1st Team)
 Corey Stewart, C (1st Team)
 Ingle Martin, P (1st Team)
 Brian Laggis, OG (2nd Team)
 John Rust, TE (2nd Team)
 Justin Stepp, FLK (2nd Team)
 Ingle Martin, QB (2nd Team)
 Jerome Felton, FB (2nd Team)
 Scott Beckler, PK (2nd Team)
 Roy Ravenell, DE (2nd Team)
 William Freeman, LB (2nd Team)
2006..... John Kivett, OG (1st Team)
 Jeremy Blocker, FS (1st Team)
 Andrew Jones, LB (1st Team)
 Roy Ravenell, DE (1st Team)
 Andrew Thornburg, OG (2nd Team)
 Joel Bell, OT (2nd Team)
 Jerome Felton, FB (2nd Team)
2007..... Joel Bell, OT (1st Team)
 Larry Hedden, TE (1st Team)
 Wallace Artis, DE (1st Team)
 Jerome Felton, FB (2nd Team)



Andrew Jones, LB (2nd Team)
Thomas Twitty, FS (2nd Team)

2008..... Joel Bell, OT (1st Team)
William Middleton, CB (1st Team)
Max Lerner, ROV (1st Team)
Thomas Twitty, FS (1st Team)
Mike Brown, TB (2nd Team)
Adam Mims, RS (2nd Team)

2009..... Tersoo Uhaa, RB (2nd Team)
Tyler Haynes, OG (2nd Team)
Chris Truss, TE (2nd Team)
Julian Hicks, BAN (2nd Team)

2010..... Kadarron Anderson, LB (1st Team)
Adam Mims, WR (1st Team)
Ryan Steed, CB (1st Team)
Ray Early, PK (2nd Team)

2011..... Chris Forcier, QB (1st Team)
Colin Anderson, TE (1st Team)
Ryan Steed, CB (1st Team)
Jerodis Williams, RB (2nd Team)
Dakota Dozier, RB (2nd Team)
Josh Lynn, DE (2nd Team)
Kadarron Anderson, LB (2nd Team)

2012..... Jerodis Williams, RB (1st Team)
Dakota Dozier, OT (1st Team)
Colin Anderson, TE (1st Team)
Jerodis Williams, RS (1st Team)
Josh Lynn, DE (2nd Team)

2013..... Dakota Dozier, OT (1st Team)
Gary Wilkins, DE (1st Team)
Ray Early, PK (1st Team)
Greg Worthy, DB (2nd Team)
Ray Early, P (2nd Team)

2014..... Joe Turner, OG (1st Team)
Gary Wilkins, DE (1st Team)

Cory Magwood, LB (1st Team)
Duncan Fletcher, TE (2nd Team)
Jordan Snellings, WR (2nd Team)
Reggie Thomas, CB (2nd Team)

2015..... Joe Turner, OG (1st Team)
Cory Magwood, LB (1st Team)
Duncan Fletcher, TE (2nd Team)
Andrej Suttles, WR (2nd Team)
Reggie Thomas, CB (2nd Team)

2016..... Andrej Suttles, WR (1st Team)
Duncan Fletcher, TE (2nd Team)
Trey Robinson, S (2nd Team)

2017..... Antonio Wilcox, RB (1st Team)
Matthew Schmidt, C (1st Team)
Terrell Bush, OG (1st Team)
Andy Schumpert, TE (1st Team)
Jaylan Reid, NG (2nd Team)
Aaquil Annoor, S (2nd Team)

2018..... Bo Layton, OT (1st Team)
Grayson Atkins, PK (1st Team)
Dejuan Bell, RS (1st Team)
Andy Godwin, OT (2nd Team)
Jaylan Reid, NG (2nd Team)
Adrian Hope, LB (2nd Team)
Aaquil Annoor, SS (2nd Team)

Bold - Player-of-the-Year

SOCON COACHES ALL-FRESHMAN TEAM

2008..... David Hendrix, SE
Tersoo Uhaa, TB
Ryan Steed, CB
Jordan Griffin, CB

2009..... Josh Lynn, DE
Nathan Wade, FS
Jerodis Williams, RB

2010..... Shawn Boone, DE
Dakota Dozier, OT
Ray Early, PK

2011..... Charles Emert, OL
Tyreek Phillips, DL
Gary Wilkins, LB

2012..... Resse Hannon, QB
Jordan Snellings, WR
Joe Turner, OL
Reggie Thomas, DB
Danny LaMontagne, LS

2013..... Marcus Anderson, RB
Andrej Suttles, WR
T.J. Warren, LB
Trey Robinson, DB

2014..... P.J. Blazejewski, QB
Jon Croft Hollingsworth, PK/P

2015..... Triston Luke, RB
Jaylan Reid, DL
Aaquil Annoor, DB

2016..... Tim Coleman, OT
Thomas Gordon, WR

2017..... Reed Kroeber, OG
Darius Morehead, RB
Reynard Ellis, LB
Elijah McKoy, LB
Grayson Atkins, PK


2018..... Corey Watkins, TB
Adrian Hope, LB
Dejuan Bell, RS



Bo Layton



Grayson Atkins



Adrian Hope

2019 FURMAN PALADINS FOOTBALL / All-South Carolina



SOUTH CAROLINA SPORTS MEDIA ASSOCIATION

1927	Mike Byrne, E (1st Team) Sam Lemmond, T (1st Team) Martin Carson, G (1st Team) Whitey Rawl, QB (1st Team) John Laney, B (1st Team) Jimmy Blount, B (2nd Team)	1938	Hugh Wofford, G (2nd Team) Roten Shetley, B (1st Team) J.W. Babb, G (2nd Team)	1957	Jerry Penland, B (2nd Team) Don Markofski, T (2nd Team) Jim Boroff, C (2nd Team) Billy Baker, B (2nd Team)
1928	Wesley Coble, QB (1st Team) Sam Lemmond, T (1st Team) Gilbert Cox, G (1st Team) Harvey Capps, B (1st Team)	1939	Hugh Wofford, G (1st Team) Lloyd Coley, E (1st Team) Roten Shetley, B (1st Team) Johnson Moore, C (2nd Team)	1958	Ray Siminski, E (1st Team) Hicky Horton, E (2nd Team)
1929	Henry Smith, T (1st Team) Flucie Stewart, E (1st Team) Joel Deery, B (1st Team) Tom Carson, G (1st Team)	1940	Gates Barker, G (1st Team) Bill Cornwall, T (1st Team) James Martin, B (1st Team) Dewey Procter, B (2nd Team)	1959	Tom Campbell, B (1st Team)
1930	Flucie Stewart, E (1st Team) Tom Carson, T (1st Team) Hoss Harmon, G (1st Team) Joel Deery, B (1st Team)	1941	Billy Seel, E (2nd Team) Bill Cornwall, T (2nd Team) George Turner, C (2nd Team)	1960	Tom Campbell, B (1st Team)
1931	Bill Wells, E (1st Team) Dick Burnett, C (1st Team) Flucie Stewart, T (2nd Team) Ralph Peden, G (2nd Team) Tom Carson, T (2nd Team) Gordon Pearson, B (2nd Team) Bob Griffin, B (2nd Team)	1942	Dewey Procter, B (1st Team) Paul Sizemore, E (1st Team) Fred Hilliard, T (2nd Team) Roy Hilliard, G (2nd Team)	1961	Larry Jepson, C (1st Team) John Tew, T (2nd Team) Billy Canty, B (2nd Team)
1932	Dan Wood, E (1st Team) Drayton Dorn, T (1st Team) Bob Smith, B (1st Team) Bob Griffin, B (1st Team) Lyles Alley, B (2nd Team) Ralph Peden, G (2nd Team)	1946	Tom Wham, E (2nd Team) Skeeter Coyle, B (2nd Team) Fred Hilliard, T (2nd Team) Jack Summers, G (2nd Team) Randy Elvington, C (2nd Team) Charlie Truluck, B (2nd Team)	1962	Elliott Keller, B (1st Team) Olin Hill, T (2nd Team)
1933	Bill Hutt, B (1st Team) Trask McCarson, T (1st Team) Drayton Dorn, T (1st Team)	1947	Tom Wham, E (1st Team) Jim McQuenn, T (1st Team) Sonny Byrd, C (2nd Team) George Pruitt, B (2nd Team)	1963	Danny Donovan, B (1st Team) John Gettys, T (1st Team) Doug Stacks, C (2nd Team)
1934	Cleo Roper, E (1st Team) Roy Stevens, B (1st Team) Bob King, E (2nd Team) Allen Powell, T (2nd Team) Bill Hutt, B (2nd Team)	1948	Tom Wham, E (1st Team) Fleming Thornton, T (2nd Team) Sonny Byrd, C (2nd Team) Paul Stombaugh, B (2nd Team) Jim McCorkle, T (2nd Team)	1964	Gray Geddie, T (2nd Team)
1935	Bob King, E (1st Team) Drayton Dorn, T (1st Team) June Scott, B (1st Team) Ernest Rohr, B (2nd Team) Jack Shivers, G (2nd Team) Leo Burrell, G (2nd Team) Trask McCarson, T (2nd Team)	1949	Ed Jasonek, B (2nd Team) Calvin Hartness, G (2nd Team) Sonny Horton, B (2nd Team)	1965	Tommy Greene, G (1st Team) Tim Crawford, WR (2nd Team) Billy Turner, LB (2nd Team)
1936	Bob King, E (1st Team) June Scott, QB (1st Team) J.W. Babb, T (1st Team) Joe Jenkins, B (1st Team) Earl Traynham, G (2nd Team) Pete Borders, C (2nd Team) Harold Smoak, T (2nd Team)	1950	Ed Jasonek, B (2nd Team) Charlie George, T (2nd Team)	1966	Robbie Hahn, WR (1st Team) Bob Sapp, OG (1st Team)
1937	Jack Shivers, G (1st Team) June Scott, QB (2nd Team) Bob Maddox, G (2nd Team) Roten Shetley, B (2nd Team)	1951	Calvin Hartness, G (1st Team) Russ Sutton, B (1st Team) Sonny Horton, B (2nd Team)	1967	Clyde Hewell, QB (1st Team) Robbie Hahn, WR (2nd Team) Bob Sapp, OG (2nd Team) Rick Godsey, DE (2nd Team)
		1952	Vince Perone, G (2nd Team) Russ Sutton, B (2nd Team) Gene Pedrick, B (2nd Team) Roland Barefoot, E (2nd Team) Gale Lammey, E (2nd Team) Dave Buffamoyer, T (2nd Team)	1968	Jimmy Jordan, WR/DB (2nd Team) Pat Wiggins, DE (2nd Team) Chuck Cross, DE (2nd Team) Mark Palmer, DB (2nd Team)
		1953	Vince Perone, G (1st Team) Roland Barefoot, E (2nd Team) Les Fuller, T (2nd Team) John Popson, B (2nd Team) Charlie West, B (2nd Team)	1970	Peyton Barton, OT (2nd Team) Butch Kersey, OT (2nd Team) Chuck Cross, LB (2nd Team)
		1954	Webster Williams, G (1st Team) John Popson, B (2nd Team)	1972	Vince Perone, Jr., DB (1st Team)
		1955	Dave Young, T (2nd Team) John Popson, B (2nd Team)	1973	Mike Bartik, WR (1st Team) Danny Utley, OT (1st Team) Al Standiford, PK (1st Team) Larry Robinson, RB (1st Team)
		1956	Bobby Jennings, C (2nd Team) Jimmy Grant, B (2nd Team)	1974	Vince Perone, Jr., DB (1st Team)
				1975	Jeff Holcomb, OT (1st Team) John Forbes, OG (1st Team)
				1976	Jeff Holcomb, OT (1st Team) David Whitehurst, QB (1st Team) Mark Gordon, DB (2nd Team)
				1977	Frank Moses, DL (1st Team) Tommy Southard, WR (2nd Team)
				1978	Brett Simmons, TE (1st Team)
				1979	Jeff Snipes, DE (1st Team)
				1980	Jeff Snipes, DE (1st Team) Chris Buono, DB (1st Team) John Johnson, P (1st Team)
				1981	Charlie Anderson, OT (1st Team) Stanford Jennings, LB (1st Team) Bruce Gheesling, LB (1st Team)
				1982	Jack Borders, TE (1st Team) Mike Coleman, OG (1st Team) Briggs Traylor, (1st Team) David Charpia, QB (1st Team)



Stanford Jennings, RB (1st Team)
 Billy Hall, LB (1st Team)
 Ernest Gibson, DB (1st Team)
1983.....Stanford Jennings, RB (1st Team)
 David Charpia, QB (1st Team)
 Ernest Gibson, DB (1st Team)
1984..... Chas Fox, WR (1st Team)
 Gene Reeder, C (1st Team)
 Robbie Gardner, RB (1st Team)
 Rock Hurst, LB (1st Team)
 Jerome Norris, DB (1st Team)
 Jeff Lee, TE (2nd Team)
 Kenny Elder, DT (2nd Team)
1985..... Bobby Lamb, QB (1st Team)
 Brian Jager, RB (1st Team)
 Chas Fox, WR (1st Team)
 Gene Reeder, C (1st Team)
 Kyle Davis, LB (1st Team)
 Steve Squire, DB (1st Team)
 Jeff Lee, TE (2nd Team)
 Clay Hendrix, OG (2nd Team)
 Jim Edmondson, OT (2nd Team)
 Jerome Norris, DB (2nd Team)
1986.....Robbie Gardner, RB (1st Team)
 Alex Albert, OG (1st Team)
 Darryl Gardner, LB (1st Team)
 Jerome Norris, DB (1st Team)
1987.....No Team Selected
1988..... Fe Cowan, OT (1st Team)
 Kelly Fletcher, DE (1st Team)
 Jeff Blankenship, LB (1st Team)
 Julius Dixon, DB (1st Team)
 Bruce Leicht, P (1st Team)
1989.....Frankie DeBusk, QB (1st Team)
 Steve Duggan, C (1st Team)
 David Adams, OG (1st Team)
 Kelly Fletcher, DE (1st Team)
 Chris Roper, LB (1st Team)
 Brian Pitts, DT (2nd Team)
 Pat Turner, DB (2nd Team)
1990.....No Team Selected
1991.....Carl Tremble, RB (1st Team)
 Paul Siffri, TE (1st Team)
 Kyle Lowery, OT (1st Team)
 Eric Walter, OG (1st Team)
 Andrew Burr, PK (1st Team)
 Allen Edwards, DL (1st Team)
 Ryan Livezey, DE (1st Team)
 Mike Ratcliff, DB (1st Team)
 Donald Lipscomb, WR (2nd Team)
 Kota Suttle, LB (2nd Team)
1992.....Carl Tremble, RB (1st Team)
 Milan Sterling, LB (1st Team)
 Kota Suttle, LB (1st Team)
 Fred Sturgis, OT (2nd Team)
 Ryan Livezey, DL (2nd Team)
 Clint Crocker, DL (2nd Team)
 Andre Worrell, DB (2nd Team)

1993-2004.....No Teams Selected

ORANGEBURG TIMES & DEMOCRAT

2005..... William Freeman, LB
 Ingle Martin, P
 Patrick Covington, OG
2006.....Roy Ravenell, DE
2007.....Joel Bell, OT
 Larry Hedden, TE
2008.....Joel Bell, OT
 Brandon Williams, LB
 William Middleton, CB
 Max Lerner, ROV
2009.....Adam Mims, WR
 Kadarron Anderson, LB
2010.....Adam Mims, WR
 Kadarron Anderson, LB
 Ryan Steed, CB
2011.....Chris Foricer, QB
 Jerodis Williams, RB
 Colin Anderson, TE
 Kadarron Anderson, LB
 Ryan Steed, CB
2012-Present..... No Team Selected

Bold - Player-of-the-Year



Kadarron Anderson



Roy Ravenell



Ryan Steed



William Middleton

2019 FURMAN PALADINS FOOTBALL / Furman Athletic Hall Of Fame



- | | | | |
|---|---|--|---|
| 1981*J. Lyles Alley '33
*J.W. Babb '39
Gordon Blackwell '32
*Beth Daniel '78
*Darrell Floyd '56
Alester G. Furman '14
Walter W. Goldsmith '17
*Nield P. Gordon '53
*Robert King '37
*Billy Laval
*A.P. McLeod '22
*Lee Rhame '37
*Frank Selvy '54
*H.H. Speer '21
Les Timms | 1989 Dennis Patterson '63
Sherri Turner '79 | Lucius Weeks '54
Jen Hanna '98 | Ted Yakin '54
John Block '63 |
| 1982O.L. Carter '24
J. Kenneth Cass '30
*H.R. Dobson '25
Drayton Dorn '36
John Y. Laney '28
R.E. Littlejohn '35
Jerry Martin '71
Vince Perone, Jr. '54
*Dewey M. Proctor '43
Fred B. Rawl '28
R.L. Richardson '22
*Roten Shetley '40
Robert W. Smith '34
Lloyd Stewart '31
Thomas A. Wham '49
Robert P. Wilder '31 | 1990*William Gressette '17
Russ Sutton '54
*Stanford Jennings '84
John Katona '72
Ernest Gibson '84
Tom Campbell '62 | 2003 Pete Santora '98
Jack Summers '46
Kota Suttle '93
Todd White '90
Luther Broughton '97
Orlando Ruff '99
Liz Bielefeld Rowe '98
Sam Schroerlucke '99 | 2013 James Cameron '03
Jerome Felton '07
Mary Neil Hagood MacKie '05
Debbie Southern |
| 1983Alvah M. Bradley
C. Frank Davis '29
Dick Esleeck '69
Richard T. Evington '51
*Betsy King '77
*James F. Martin '41
Clyde C. Mayes '75
Trask McC Carson '36
James R. McQueen '48
Kim Piersol '69
Henry H. Smith '30
Heyward Sullivan '59
Melvin V. Wells '32
Louis Williams '48
Daniel D. Wood '33
*Sam Wyche '66 | 1991Brad Faxon '83
C. Henry Branyon '20
Dr. Alice Ruth Reed
Bobby Jennings '56
1992*Dottie Pepper '87
Charlie Anderson '82
Ned Caswell '87
Bobby Pinson '61
Dave Ellison '72
John E. Wofford '40 | 2004 Daniel Alvarez '00
John Keith '00
Amy Jakubowski '95
Jackie Smith '00
2005 Josh Moore '00
Frank Moses '78
Frank Ford '74
Lee Fidler '71
Gerald Glur '63
Roger Thompson '52 | 2014 Nicole Palazzo Ballard '09
Scott Blount '02
John Chesworth '03
Laura Gioia '09 |
| 1984Richard L. Burnett '32
Gilbert H. Cox '29
Horace Hammett '26
D.M.B. Scott '38
David Strawn '71
David Whitehurst '77 | 1993Thomas Alesio '82
Don Barton '82
H.C. Burnett '25
Luther Maddox '38 | 2006Melvin Bell '50
Will Bouton '02
Megan Dunigan '02
Louis Ivory '02
Kim Currier-McAdams '94
George Pruitt '50 | 2015Rodney Johnson '02
Melissa Turner '03
John Leathers '08
Raymond Newsom |
| 1985W.L. Brasington
Jim C. Brice '27
Harry Harmon '31
Jonathan Moore '80
Mary E.N. Richardson '77
J. Cleo Roper '85 | 1994Chas Fox '86
John E. Johns '47
Dick Wright '59
*Paul Scarpa
Dick Sheridan
Francis Bonner | 2007Kay Brownlee '02
Clint Dempsey '03
Tom Mastny '03
John Barry Nusum '03
Dave Segal '63
Doris Mansfield | 2016Bruce Evans '92
Derek Norman '04
Sherry Carter |
| 1986Ralph Hamer '43
Clyde Hewell '69
C. Dan Joyner '59
J. Cordell Maddox '54
Milton E. McManaway '21
Vince Perone, III '75 | 1995Roland Barefoot '55
Christine Covington '40
Janine Turner Granger '88
Bobby Lamb '86
Gib McEachran '83
George Singleton '84 | 2008Bobby Johnson
Des Kitchings '00
Emily Turgeon '04 | 2017William Middleton '08
Chuck Vincent '98
Ken Ezell '77
Monica Arguello '11 |
| 1987Phillip Barker '78
Sonny Horton '52
John Plyler '13 | 1996Jeff Blankenship '90
Kelly Fletcher '90
Joe Williams
Ed Jasek '51
Natalie Cleckley '92
Al Daniel '79 | 2009Ricardo Clark '03
Fleetwood Loustalot '63
Jennifer Perri '02 | 2018David Anderson '77
Hal Henderson '92
Matt Davidson '04
Andréa Maslow '06
David '55 & Carol Mauldin |
| 1988Billy Canty '62
Jack Shivers '38
Jerry Smith '63 | 1997Frankie DeBusk '91
Steve Duggan '91
Andrew Burr '91
Angel Myers '90
Howard Wheeler | 2010Brian Bratton '05
Cindy Davis '84
Chuck Rohe | * South Carolina Athletic Hall-of-Fame |
| | 1998No Inductees | 2011Brandi Jackson '03
Ingle Martin '06 | |
| | 1999Rushia Brown '94
David Charpia '84
Bill Dimitriouleas '73
Cathy Frohnheiser '94
Bruce Gheesling '82
Russ Hunt '73
Gene Reeder '86
Janey Strause-McKenna '87
Forrest Wakefield '36 | 2012Caroline Peek Blaylock '95
Scott Broderick '88
Mel Daniel '82
Allen Edwards '93
Jack Kay '86
Brent Williams '91 | |
| | 2000Will Ertel '92
Dan Foster '49
Hazel Gilstrap '43
Rock Hurst '86
Kevin Kendrick '91
Tim Sorrells '81
Heather VandeBrake '96 | | |
| | 2001Julie Glasser '97
Cate Pichon '93
Ray Siminski '59
Eric Walter '91 | | |



Rodney Johnson

2019 FURMAN PALADINS FOOTBALL / SoCon, NCAA Championship History



MEN'S SPORTS	SoCon Regular Season	SoCon Tournament	NCAA Tournament
Football	(14) — 1978-80-81-82-83-85-88-89 -90-99-01-04-13-18	(17) — 1982-83-85-86- 88 -89-90-96 -99-00-01-02-04-05-06-13-17	
Soccer	(19) — 1983-84-86-87-88-90-91-92-93 -94-95-96-98-99-00-01-02-07-10	(15) — 1988-89-91-92-93-94-96-97 99-00-01-07-14-15-18	(11) — 1991-93-99-00-01-02-07-10-14 15-18
Cross Country	(9) — 1961-65-76-13-14-15-16-17-18	(5) — 1965-70-14-15-17	
Basketball	(6) — 1974-75-77-80-91-17	(6) — 1971-73-74-75-78-80	(6) — 1971-73-74-75-78-80
Indoor Track	(4) — 1961-62-63-76		
Baseball	(4) — 1965-69-71-76	(2) — 1991-05	(5) — 1965-69-76-91-05
Outdoor Track	(3) — 1962-63-65		
Tennis	(9) — 1992-93-94-98-01-02-06-08-09	(14) — 1969-72-76-77-86-87-90-91 -93-97-01-06-08-09	(4) — 2001-06-08-09
Golf	(13) — 1970-73-75-76-77-84-85-86 -88-93-97-04-10		(6) — 1977-86-97-02-04-10
Lacrosse	(1) — 2017		
Men's Totals	(53) — SoCon Regular Season	(66) — SoCon Tournament	(54) — NCAA Tournament

WOMEN'S SPORTS	SoCon Regular Season	SoCon Tournament	NCAA Tournament
Volleyball	(5) — 1993-00-09-14-17	(3) — 1990-08-15	(2) — 2008-15
Soccer	(8) — 1995-99-00-01-02-03-13-17	(7) — 1999-02-04-07-13-15-16	(8) — 1999-00-02-04-07-13-15-16
Cross Country	(10) — 1993-94-95-00-13-14-15-16-17-18		(3) — 2016-17-18
Basketball	(4) — 1990-92-93-97	(2) — 1995-00	(2) — 1995-00
Softball	(3) — 1994-95-17	(2) — 1994-07	(1) — 2007
Tennis	(23) — 1986-87-89-91-92-93-94-99-00 -01-02-03-04-05-06-07-08-09-13-14-16-17-18	(18) — 1987-89-91-92-93-94-98-99 -00-01-02-04-05-06-07-08-17-18	(11) — 1999-00-01-02-04-05-06-07-17-18
Golf	(17) — 1994-95-96-97-98-99-00-01 -02-04-05-08-09-15-16-17-18		(29) — 1983-84-85-86-87-90-92-93 -94-95-96-97-98-99-00-01-02 -03-04-05-06-07-08-09-10-15-16-17-18 *(7) — 1974-75- 76 -77-78-80-82
Women's Totals	(43) — SoCon Regular Season	(59) — SoCon Tournament	(63) — NCAA Tournament

Furman Totals.....(96) — SoCon Regular Season (125) — SoCon Tournament (117) — NCAA Tournament

* Participation in AIAW national golf championships (NCAA did not sanction women's golf until 1983)
Prior to 1992 the Southern Conference did not crown regular season champions in men's tennis

Bold - National Championship



1978 Furman Paladins - Southern Conference Champions



RHODES SCHOLAR

1967..... Bob Stillwell

NCAA POST-GRADUATE SCHOLARSHIP

1977..... Jeff Holcomb (Law)
 1981..... Charlie Anderson (Medicine)
 1983..... Ernest Gibson (Law)
 1985..... Brian Jager (Medicine)
 1986..... Steve Squire (Medicine)
 1989..... Chris Roper (Engineering)
 1991..... Eric Walter (Business)
 Paul Siffri (Medicine)
 1995..... Philly Jones (Business)
 2006..... Adi Filipovic (Math/Economics)
 2016..... Duncan Fletcher (Business)
 2017..... Andy Schumpert (Accounting)

NATIONAL FOOTBALL FOUNDATION/HALL-OF-FAME SCHOLAR-ATHLETE

1985..... Brian Jager, TB
 1986..... Steve Squire, FS
 1987..... Tim Stepp, DE
 1989..... Chris Roper, DE
 2000..... Marion Martin, LB

NACDA NATIONAL SCHOLAR ATHLETE-OF-THE-YEAR

2006..... Adi Filipovic, OG

NACDA POST-GRADUATE SCHOLARSHIP

1990..... Chris Roper, DE
 2006..... Adi Filipovic, OG

NACDA NCAA I-AA/FCS ACADEMIC ALL-STAR

2000..... Marion Martin, LB
 2001..... Rodney Johnson, DB
 Trent Sansbury, TE
 2002..... Rodney Johnson, CB
 2006..... Adi Filipovic, OG
 2007..... Jerome Felton, FB

SOUTHERN CONFERENCE/TIAA-CREF GRADUATE SCHOLAR

2006..... Adi Filipovic, OG

SOUTHERN CONFERENCE/DAVE HART SCHOLARSHIP

2006..... Adi Filipovic, OG

SOUTHERN CONFERENCE MCCLOSKEY SCHOLARSHIP

2007..... Joe Watson, WR

SOUTHERN CONFERENCE MIKE WOOD SCHOLARSHIP

2016..... Duncan Fletcher, TE

SOUTHERN CONFERENCE PLAYER-OF-THE-YEAR (SoCon Sports Media Association)

1978..... David Henderson, QB
 1981..... Stanford Jennings, TB
 1982..... Stanford Jennings, TB
 1983..... Stanford Jennings, TB
 1985..... Bobby Lamb, QB
 1988..... Jeff Blankenship, LB
 1989..... Kelly Fletcher, QB
 1990..... Kevin Kendrick, LB
 1997..... Bryan Dailer, DE
 1999..... John Keith, FS
 2000..... Louis Ivory, TB
 Will Bouton, LB
 2001..... Louis Ivory, TB
 Will Bouton, LB
 2004..... William Freeman, LB
 2015..... Cory Magwood, LB

SOUTHERN CONFERENCE PLAYER-OF-THE-YEAR (SoCon Head Coaches)

1988..... Jeff Blankenship, LB
 1990..... Frankie DeBusk, QB
 Kevin Kendrick, LB
 1991..... Allen Edwards, NG
 1999..... John Keith, FS
 2000..... Louis Ivory, TB
 Will Bouton, LB
 2004..... William Freeman, LB

SOUTHERN CONFERENCE FRESHMAN-OF-THE-YEAR (SoCon Sports Media Association)

1981..... Stanford Jennings, TB
 2001..... Brian Bratton, WR/RS
 2004..... Andrew Thacker, SS

SOUTHERN CONFERENCE JACOBS BLOCKING AWARD

1978..... Brette Simmons, TE
 1980..... Charlie Anderson, OT
 1981..... Charlie Anderson, OT
 1982..... Mike Coleman, OG
 1984..... Dennis Williams, FB
 1985..... Gene Reeder, C
 1988..... Kennet Goldsmith, FB
 1990..... Steve Duggan, C
 1999..... Ben Hall, OG
 2000..... Josh Moore, OT
 2001..... Donnie Littlejohn, OT
 2004..... Ben Bainbridge, OT
 2008..... Joel Bell, OT
 2013..... Dakota Dozier, OT
 2017..... Matthew Schmidt, C

SOUTHERN CONFERENCE ATHLETE-OF-THE-YEAR (SoCon Sports Media Association)

1983-84..... Stanford Jennings, TB
 1984-95..... Rock Hurst, LB
 1988-89..... Jeff Blankenship, LB

2000-01..... Louis Ivory, TB

SOUTHERN CONFERENCE COACH-OF-THE-YEAR (SoCon Sports Media Association)

1970..... Bob King
 1978..... Dick Sheridan
 1980..... Dick Sheridan
 1982..... Dick Sheridan
 1989..... Jimmy Satterfield
 1999..... Bobby Johnson
 2004..... Bobby Lamb
 2013..... Bruce Fowler
 2017..... Clay Hendrix

SOUTHERN CONFERENCE COACH-OF-THE-YEAR (SoCon Head Coaches)

1989..... Jimmy Satterfield
 1999..... Bobby Johnson
 2017..... Clay Hendrix

SOUTHERN CONFERENCE/COL. D.S. MCALISTER SPORTSMANSHIP AWARD

1980-81..... Furman University
 1993-94..... Furman University
 1981-82..... Furman University
 1996-97..... Furman University
 2012-13..... Furman University

SOUTHERN CONFERENCE COMMISSIONER'S CUP

1990-91..... Furman University

SOUTHERN CONFERENCE GRADUATION RATE AWARD

1993-94..... Furman University

SOUTHERN CONFERENCE BARRETT-BONNER AWARD

2007-08..... Furman University

SOUTH CAROLINA COACH-OF-THE-YEAR (S.C. Sportswriters Association)

1961..... Bob King
 1963..... Bob King
 1973..... Art Baker
 1980..... Dick Sheridan
 1985..... Dick Sheridan
 1986..... Jimmy Satterfield
 1988..... Jimmy Satterfield
 1989..... Jimmy Satterfield

SOUTH CAROLINA COACH-OF-THE-YEAR (Columbia Touchdown Club)

1978..... Dick Sheridan
 1980..... Dick Sheridan
 1981..... Dick Sheridan
 1985..... Dick Sheridan
 1986..... Jimmy Satterfield



1988..... Jimmy Satterfield
 1989..... Jimmy Satterfield

SOUTH CAROLINA COACH-OF-THE-YEAR (Charleston-Palmetto Touchdown Club)

1978..... Dick Sheridan
 1980..... Dick Sheridan
 1981..... Dick Sheridan
 1983..... Dick Sheridan
 1985..... Dick Sheridan
 1986..... Jimmy Satterfield
 1989..... Jimmy Satterfield
 1996..... Bobby Johnson
 2001..... Bobby Johnson

SOUTH CAROLINA PLAYER-OF-THE-YEAR (S.C. Sportswriters Association)

1967..... Clyde Hewell, QB
 1988..... Jeff Blankenship, LB
 1983..... Stanford Jennings, RB
 1989..... Frankie DeBusk, QB
 1985..... Bobby Lamb, QB
 1989..... Kelly Fletcher, DE

SOUTH CAROLINA PLAYER-OF-THE-YEAR (Charleston-Palmetto Touchdown Club)

1989..... Kelly Fletcher, DE
 1990..... Frankie DeBusk, QB

SOUTH CAROLINA PLAYER-OF-THE-YEAR (Greenville Touchdown Club)

1992..... Carl Tremble, TB
 1998..... Orlando Ruff, LB
 2000..... Louis Ivory, TB
 2002..... Bear Rinehart, WR
 2004..... William Freeman, LB

SOUTH CAROLINA PLAYER-OF-THE-YEAR (Orangeburg Touchdown Club)

2004..... William Freeman, LB

SOUTH CAROLINA JACOBS BLOCKING AWARD

1932..... E.L. Griffin, B
 1933..... Bill Hutt, FB
 1935..... Jack Shivers, G
 1940..... Gates Barker, C
 1951..... Jim Piner, FB
 1989..... Steve Duggan, C

SOUTH CAROLINA MALE AMATEUR **ATHLETE-OF-THE-YEAR**

(South Carolina Athletic Hall-of-Fame)

1985..... Bobby Lamb QB
 2000..... Louis Ivory, TB

SOUTH CAROLINA PLAYER OF THE DECADE (The State Newspaper)

2009..... Louis Ivory, TB

CAROLINAS MALE AMATEUR ATHLETE-OF-THE-YEAR (Charlotte Athletic Club)

1985..... Bobby Lamb, QB

AFCA NCAA I-AA REGION II COACH-OF-THE-YEAR

1985..... Dick Sheridan
 1996..... Bobby Johnson
 1988..... Jimmy Satterfield
 1999..... Bobby Johnson
 2001..... Bobby Johnson

AFCA NCAA I-AA NATIONAL COACH-OF-THE-YEAR

1985..... Dick Sheridan
 1988..... Jimmy Satterfield
 2001..... Bobby Johnson

CHEVROLET NCAA I-AA NATIONAL **COACH-OF-THE-YEAR**

1988..... Jimmy Satterfield

FOOTBALL NEWS NCAA I-AA NATIONAL **COACH-OF-THE-YEAR**

1988..... Jimmy Satterfield

WALTER PAYTON AWARD **NCAA I-AA NATIONAL OFFENSIVE** **PLAYER-OF-THE-YEAR**

2000..... Louis Ivory, TB

FOOTBALL NEWS NCAA I-AA NATIONAL **PLAYER-OF-THE-YEAR**

1988..... Jeff Blankenship, LB

FOOTBALL GAZETTE NCAA I-AA **LINEMAN-OF-THE-YEAR**

2002..... Trevor Kruger, OG

COLLEGE FOOTBALL PERFORMANCE AWARDS **FCS TIGHT END AWARD**

2011..... Colin Anderson, TE

COLLEGE FOOTBALL PERFORMANCE AWARDS **FCS ELITE DEFENSIVE BACK AWARD**

2011..... Ryan Steed, CB

COLLEGE FOOTBALL PERFORMANCE AWARDS **FCS KICKOFF RETURNER AWARD**

2012..... Jerodis Williams, RS

COLLEGE SPORTING NEWS FABULOUS 50 ALL-STARS

2004..... Ben Bainbridge, OT
 2005..... Patrick Covington, OG
 2005..... Jerome Felton, FB
 Ingle Martin, P
 2006..... Jerome Felton, FB
 2007..... Jerome Felton, FB
 2008..... Joel Bell, OT
 2011..... Colin Anderson, TE

2013..... Kadarron Anderson, LB
 Dakota Dozier, OT

COLLEGE SPORTS JOURNAL **ALL-FRESHMAN TEAM**

2011..... Charles Emert, OL
 Tyreek Phillips, DL
 2013..... Trey Robinson, DB

FURMAN J. LYLES ALLECY COACH-OF-THE-YEAR

2005..... Bobby Lamb
 2017..... Clay Hendrix

FURMAN MALE ATHLETE-OF-THE-YEAR

1983-84..... Stanford Jennings, TB
 1984-85..... Rock Hurst, LB
 1985-86..... Bobby Lamb, QB
 1988-89..... Jeff Blankenship, LB
 1989-90..... Kelly Flether, DE
 Chris Roper, DE
 1991-92..... Eric Walter, OG
 1996-97..... Braniff Bonaventure, QB
 Luther Broughton, TE
 1999-00..... John Keith, FS
 2000-01..... Louis Ivory, TB
 2001-02..... Will Bouton, LB
 2004-05..... William Freeman, LB
 2005-06..... Ingle Martin, QB
 2008-09..... William Middleton, CB
 2013-14..... Dakota Dozier, OT
 2017-18..... Matthew Schmidt, C

FURMAN ACADEMIC ACHIEVEMENT AWARD

1995-96..... Philly Jones, QB
 1996-97..... Kerrick Thomas, WR
 1997-98..... Joey Espinosa, FS
 2005-06..... Adi Filipovic, OG

FURMAN STUDENT-ATHLETE ACHIEVEMENT AWARD

1998-99..... Orlando Ruff, LB
 2000-01..... Marion Martin, LB
 2003-04..... Danny Marshall, PK
 2006-07..... Adi Filipovic, OG

ABC-CHEVROLET PLAYER-OF-THE-GAME

1978..... Mike Glenn, TB (Offense), Oct. 21
 1980..... Steve Bishop, FB (Offense), Oct. 25
 1983..... Buck Coatney, LB (Defense), Dec. 10
 Rock Hurst, LB (Defense), Dec. 10

ASSOCIATED PRESS NATIONAL BACK-OF-THE-WEEK

1980..... Mike Glenn, TB (Sept. 13)

COLLEGE FOOTBALL PERFORMANCE AWARDS **NATIONAL OFFENSIVE PERFORMER OF THE WEEK**

2011..... Chris Forcier, QB (Sept. 24)
 2017..... P.J. Blazejowski (Sept. 30)



**COLLEGE FOOTBALL PERFORMANCE AWARDS
NATIONAL DEFENSIVE PERFORMER OF THE WEEK**
2011..... Mitch McGrath, BAN (Oct. 29)

**COLLEGE FOOTBALL PERFORMANCE AWARDS
NATIONAL BACK OF THE WEEK**
2011..... Jerodis Williams (Sept. 3)

**COLLEGE FOOTBALL PERFORMANCE AWARDS
NATIONAL TIGHT END OF THE WEEK**
2011..... Colin Anderson (Oct 22)

**COLLEGE FOOTBALL PERFORMANCE AWARDS
NATIONAL LINEBACKER OF THE WEEK**
2013..... Marcus McMorris (Nov. 9)

**COLLEGE FOOTBALL PERFORMANCE AWARDS
NATIONAL KICKOFF RETURNER OF THE WEEK**
2012..... Jerodis Williams (Oct. 1)
Jerodis Williams (Nov. 12)

**COLLEGE FOOTBALL PERFORMANCE AWARDS
NATIONAL PUNTER OF THE WEEK**
2012..... Ray Early (Oct. 8)

**COLLEGE FOOTBALL PERFORMANCE AWARDS
NATIONAL PLACEKICKER OF THE WEEK**
2012..... Ray Early (Nov. 19)
Ray Early (Ocy. 12)

**SPORTS NETWORK/STATS
NATIONAL PLAYER-OF-THE-WEEK**
1994..... Andre Hentz, SS (Sept. 10)
1999..... Walter Booth, SS (Oct. 9)
2000..... Louis Ivory, TB (Nov. 4)
Will Bouton, LB (Nov. 11)
2006..... Jerome Felton, FB (Sept. 18)
2011..... Chris Forcier, QB (Sept. 24)
Mitch McGrath, BAN (Oct. 29)
2013..... Ray Early, PK/P (Nov. 2)
Marcus McMorris, LB (Nov. 9)
Ray Early, PK/P (Nov. 16)
2014..... Jon Croft Hollingsworth, PK/P (Sept. 6)
P.J. Blazejowski, QB (Nov. 15)
2015..... Trey Robinson, S (Sept. 19)
2018..... Grayson Atkins, PK (Oct. 20)

**ESPN/USA TODAY
NATIONAL PLAYER-OF-THE-WEEK**
2000..... Richie Jackson, CB (Nov. 4)

COLLEGE SPORTING NEWS NATIONAL ALL-STARS
2004..... Ingle Martin, QB (Nov. 27)
Mike Killian, LB (Dec. 4)
2006..... Jerome Felton, FB (Sept. 18)
2009..... Jordan Sorrells, QB (Sept. 5)
2011..... Chris Forcier, QB (Sept. 24)
Mitch McGrath, BAN (Oct. 29)

2013..... Ray Early, PK/P (Nov. 16)
2014..... Jon Croft Hollingsworth, PK/P (Nov. 15)

FURMAN RETIRED JERSEYS

27..... Stanford Jennings, TB
34..... Louis Ivory, TB
50..... Jeff Blankenship, LB

BLUE-GRAY GAME

1942..... Dewey Proctor, RB
1950..... Ed Jaseonek, RB
1981..... Charlie Anderson, OT
1983..... Ernest Gibson, CB
..... Stanford Jennings, TB
1998..... Orlando Ruff, LB
2001..... Trent Sansbury, TE

SENIOR BOWL

1962..... Billy Canty, QB
1983..... Stanford Jennings, TB
2011..... Ryan Steed, CB

HULA BOWL

1998..... Orlando Ruff, LB

EAST-WEST SHRINE BOWL

1984..... Dennis Williams, FB
2007..... Jerome Felton, FB
2013..... Dakota Dozier, OT

MEDAL OF HONOR BOWL

2014..... Gary Wilkins, DE

ASTROTURF NFLPA COLLEGIATE BOWL

2011..... Kadarron Anderson, LB
Ryan Lee, OT

ROTARY GRIDIRON CLASSIC

2000..... Josh Moore, OT

MAGNOLIA HOLIDAY CLASSIC

2005..... Corey Stewart, C
Patrick Covington, OG

CAN-AM BOWL

1978..... Greg Laetsch, TE

TEXAS VS. NATION ALL-STAR CLASSIC

2008..... Joel Bell, OT
William Middleton, CB
2012..... Colin Anderson, TE

NFL COMBINE

1999..... Orlando Ruff, LB
2006..... Ingle Martin, QB
2008..... Jerome Felton, FB
2009..... Joel Bell, OT
2011..... Ryan Steed, CB

2013..... Dakota Dozier, OT
**SOUTHERN CONFERENCE PLAYERS-OF-THE-WEEK
(SoCon Sports Media Association)**

1963..... Danny Donovan, QB (Sept. 14)
John Gettys (Oct. 19)
1964..... Tim Crawford (Oct. 10)
1965..... Walker Kimbell (Oct. 2)
Bob Buzzell (Oct. 30)
Dusty Chichester (Nov. 13)
1966..... Robbie Hahn (Sept. 24)
1967..... Dick Collins (Sept. 16)
Harvey Bauguess (Oct. 28)
Clyde Hewell, QB (Nov. 5)
Robbie Hahn (Nov. 11)
Harvey Bauguess (Nov. 18)
1968..... Jimmy Jordan (Sept. 21)
John Kenerleber (Nov. 2)
1969..... Chuck Cross (Sept. 9)
1970..... Pat Carroll (Oct. 10)
Steve Crislip (Oct. 17)
Chuck Cross (Nov. 14)
1971..... Mike Fabian (Oct. 16)
1974..... Curtis Boyd (Sept. 28)
Charles Elvington, QB (Oct. 22)
1975..... Larry Robinson (Nov. 13)
1976..... Larry Robinson (Nov. 13)
1977..... David Henderson, QB (Oct. 15)
Bobby Church (Oct. 22)
1978..... David Henderson, QB (Oct. 15)
Mark Stowers (Nov. 11)
Jerry Scott (Nov. 18)
1979..... Jeff Snipes, DE (Oct. 20)
Tim Sorrells, QB (Nov. 3)
Bruce Gheesling, LB (Nov. 10)
1980..... Mike Glenn, TB (Sept. 13)
Steve O'Neill, LB (Oct. 11)
Steve Bishop, FB (Oct. 25)
Kevin Morgan (Oct. 25)
Tim Sorrells, QB (Nov. 1)
Bruce Gheesling, LB (Nov. 1)
Jeff Snipes, DE (Nov. 22)
1981..... Bruce Gheesling, LB (Sept. 26)
Stanford Jennings, TB (Oct. 10)
Bruce Gheesling, LB (Oct. 10)
Bruce Gheesling, LB (Nov. 7)
1982..... Gib McEachran (Sept. 18)
John Zemina (Oct. 2)
Ernest Gibson, CB (Oct. 9)
Billy Hall (Oct. 16)
Stanford Jennings, TB (Nov. 13)
1983..... Stanford Jennings, TB (Sept. 17)
Troy Phillips (Sept. 24)
Mark Bridgman (Oct. 15)
David Charpia, QB (Oct. 22)
Jack Borders (Oct. 29)
David Charpia, QB (Nov. 5)
Mark Bridgman (Nov. 12)
Buck Coatney, LB (Nov. 19)

2019 FURMAN PALADINS FOOTBALL / Special Recognition



1984.....	Robbie Gardner, TB (Sept. 1) Rock Hurst, LB (Sept. 1) Rock Hurst, LB (Sept. 15)	Brent Rickman, QB (Oct. 18, Fr.) Justin Hill, QB (Nov. 15, Fr.) Bryan Dailer, DE (Nov. 22)	Brandon Williams, LB (Nov. 7, Fr.) Ingle Martin, QB (Nov. 21)	
1985.....	Bobby Lamb, QB (Sept. 28) Bobby Lamb, QB (Oct. 12) Brian Jager, TB (Oct. 19) Bobby Lamb, QB (Nov. 23)	Derek Russell, FB (Nov. 22, Fr.) 1998..... Louis Ivory, FB (Sept. 12, Fr.) Daniel Roberson, CB (Sept. 19, Fr.) Will Bouton, LB (Oct. 3, Fr.) Richie Jackson, CB (Oct. 3)	2006..... Jordan Sorrells, QB (Sept. 2, Fr.) Renaldo Gray, QB (Sept. 16) Jerome Felton, FB (Sept. 23) Jordan Sorrells, QB (Oct. 14, Fr.) Jordan Sorrells, QB (Oct. 21, Fr.)	
1986.....	Jeff Blankenship, LB (Sept. 6) Darryl Gardner, LB (Sept. 13) Tim Stepp, DE (Sept. 20) Keith Moore, QB (Sept. 27) Darryl Gardner, LB (Sept. 27) Darryl Gardner, LB (Nov. 22)	1999..... Will Bouton, LB (Sept. 18) Billy Napier, QB (Sept. 18, Fr.) John Keith, FS (Sept. 25) Louis Ivory, TB (Oct. 9) Walter Booth, SS (Oct. 9) Louis Ivory, TB (Oct. 23) Justin Hill, QB (Oct. 30) Justiin Hill, QB (Nov. 13) John Keith, FS (Nov. 13) Richie Jackson, CB (Nov. 20)	2007..... Thomas Twitty, FS (Oct. 6) Mike Brown, TB (Oct. 13, Fr.) William Middleton, CB (Nov. 3) Julian Hicks, SS (Nov. 10) Renaldo Gray, QB (Nov. 17)	
1987.....	Chris Speaks, QB (Sept. 12) John Bagwell, TB (Oct. 3) Julius Dixon, CB (Oct. 3) Kelly Smith, DE (Oct. 10)	2000..... Louis Ivory, TB (Sept. 2) Will Bouton, LB (Sept. 2) Brandon Poole, DE (Sept. 23, Fr.) Louis Ivory, TB (Sept. 30) Josh Cooper, FS (Oct. 14) Louis Ivory, TB (Nov. 4) Will Bouton, LB (Nov. 4) Will Bouton, LB (Nov. 11) Danny Marshall, PK (Nov. 11, Fr.) Louis Ivory, TB (Nov. 18)	2008..... Brandon Williams, LB (Sept. 8) William Middleton, CB (Oct. 26)	2009..... Jordan Sorrells, QB (Sept. 5) Max Lerner, ROV (Sept. 12) Matthew Cesari, PK (Sept. 26, ST) Kadarron Anderson, LB (Oct. 3) Trent Hawk, P (Nov. 7, ST) Jordan Sorrells, QB (Nov. 21) Nathan Wade, FS (Nov. 21, Fr.)
1988.....	Frankie DeBusk, QB (Oct. 7) Jeff Blankenship, LB (Nov. 5) Jeff Blankenship, LB (Nov. 12)	2001..... Louis Ivory, TB (Sept. 29) Will Bouton, LB (Oct. 6) Isaac West, FLK (Oct. 6, Fr.) Billy Napier, QB (Nov. 17) Josh Cooper, FS (Nov. 17) Cedrick Ritter, LB (Nov. 24, Fr.)	2010..... Adam Mims, WR (Sept. 20) Shawn Boone, DE (Sept. 20, Fr.) Ryan Steed, CB (Oct. 18) Ray Early, PK/P (Oct. 18, ST)	2011..... Jerodis Williams, RB (Sept. 3) Chas Short, PK (Sept. 10, ST) Chris Forcier, QB (Sept. 24) Chris Forcier, QB (Oct. 1) Jerodis Williams, RB (Oct. 22) Mitch McGrath, BAN (Oct. 29) Chris Forcier, QB (Nov. 5)
1989.....	Frankie DeBusk, QB (Oct. 7) Chris Roper, DE (Oct. 14) Kelly Fletcher, DE (Oct. 28) Kevin Kendrick, LB (Nov. 4) Frankie DeBusk, QB (Nov. 18)	2002..... Billy Napier, QB (Sept. 14) Billy Napier, QB (Nov. 16) Rodney Johnson, CB (Nov. 23) William Freeman, LB (Nov. 23, Fr.)	2012..... Reese Hannon, QB (Sept. 10, Fr.) Jerodis Williams, RS (Oct. 1, ST) Ray Early, P (Oct. 8, ST) Marcus McMorris, SS (Oct. 29)	2013..... Jairus Holloman, NIC (Sept. 14, ST) T.J. Warren, LB (Sept. 28) Duncan Fletcher, QB (Oct. 5, Fr.) Ray Early, PK/P (Oct. 19, ST) Ira McCune, DE (Nov. 2) Ray Early, PK/P (Nov. 2, ST) Marcus McMorris, LB (Nov. 9) Ray Early, PK/P (Nov. 16, ST) Cory Magwood, LB (Nov. 23)
1990.....	Carl Tremble, TB (Oct. 6) Kevin Kendrick, LB (Oct. 27) Glen Connally, PK (Nov. 10) Allen Edwards, NG (Nov. 10) Carl Tremble, TB (Nov. 17)	2003..... Cam Newton, FS (Aug. 30) William Freeman, LB (Sept. 20) Josh Stepp, QB (Oct. 25, Fr.) Bo Moore, QB (Nov. 22)	2014..... Gary Wilkins, DE (Aug. 30) Gary Wilkins, DE (Sept. 6) Jon Croft Hollingsworth, PK/P (Sept. 6, ST) P.J. Blazejowski, QB (Oct. 14, Fr.) P.J. Blazejowski, QB (Sept. 8, Fr.) P.J. Blazejowski, QB (Nov. 15, Fr.)	2015..... Trey Robinson, S (Sept. 19) Jon Croft Hollingsworth, PK/P (Sept. 19, ST) Brian Ross, DE (Sept. 26, ST) Cory Magwood, LB (Oct. 31) Jon Croft Hollingsworth, PK/P (Oct. 31)
1991.....	Hugh Swilling, QB (Oct. 5) Ryan Livezey, DE (Nov. 16)	2004..... Ingle Martin, QB (Sept. 6) Scott Beckler, PK (Sept. 6, Fr.) Cam Newton, FS (Sept. 13) William Freeman, LB (Sept. 20) William Freeman, LB (Sept. 27) Cedrick Gipson, TB (Oct. 11, Fr.) William Freeman, LB (Nov. 8) Jerome Felton, FB (Nov. 8, Fr.) Isaac West, WR (Nov. 15) Andrew Jones, LB (Nov. 15) Ingle Martin, QB (Nov. 22) Cedrick Gipson, TB (Nov. 22, Fr.)	2017..... Logan McCarter, KOR (Sept. 30, ST) Jon Croft Hollingsworth, P (Oct. 14, ST)	
1992.....	Milan Sterling, LB (Oct. 3) Jim Richter, PK (Oct. 24, Fr.) Carl Tremble, TB (Nov. 14) Carl Tremble, TB (Nov. 21)	2005..... Joel Bell, OT (Sept. 26, Fr.) Ingle Martin, QB (Oct. 3) William Freeman, LB (Oct. 10) William Freeman, LB (Nov. 7)		
1993.....	Jim Richter, PK (Sept. 4) Andre Worrell, CB (Sept. 4) Milan Sterling, LB (Nov. 3) Braniff Bonaventure, QB (Nov. 3, Fr.)			
1994.....	Andre Hentz, SS (Sept. 10) Mark Tate, FS (Oct. 29) Mark Moore, TB (Oct. 29)			
1995.....	Braniff Bonaventure, QB (Sept. 23) Marques Stubbs, LB (Sept. 23, Fr.) Braniff Bonaventure, QB (Sept. 30) Orlando Ruff, LB (Sept. 30, Fr.) Marques Stubbs, LB (Oct. 14, Fr.)			
1996.....	Ernest Crosby, TB (Sept. 14) Josh Cole, WR (Sept. 28) Stuart Rentz, TB (Sept. 28, Fr.) Marq Cerqua, FB (Oct. 5, Fr.) Ernest Crosby, TB (Oct. 12) Braniff Bonaventure, QB (Nov. 23) Bryan Dailer, DE (Nov. 23)			
1997.....	Brent Rickman, QB (Sept. 27) Ernest Crosby, TB (Oct. 11) Jay Thier, LB (Oct. 11)			



	Antonio Wilcox, RB (Oct. 28)
2018.....	Dejuan Bell, RS (Oct. 6, ST)
	Harris Roberts, QB (Oct. 13)
	Grayson Atkins, PK/P (Oct. 20, ST)
	Donavan Perryman, LB (Oct. 27)
	Grayson Atkins, PK/P (Oct. 27, ST)
	Grayson Atkins, PK (Nov. 3, ST)
	Adrian Hope, LB (Nov. 17)

SOUTHERN CONFERENCE PLAYER-OF-THE-MONTH

2004.....	Ingle Martin, QB (Nov.)
2008.....	Jordan Sorrells, QB (Sept.)
2014.....	Gary Wilkins, DE (Sept.)

VINCE PERONE PALADIN (MVP) AWARD

1973.....	Keith Downey, LB
1974.....	Vince Perone, Jr., DB
1975.....	Robbie Caldwell, C
1976.....	David Whitehurst, QB
1977.....	Tommy Southard, FLK
1978.....	Jimmy Kiser, FLK
1979.....	Stan Stanley, OG
1980.....	Tim Sorrells, QB
1981.....	Tim Sorrells, QB
1982.....	David Charpia, QB
1983.....	David Charpia, QB
1984.....	Rock Hurst, LB
1985.....	Bobby Lamb, QB
1986.....	Robbie Gardner, TB
1987.....	Darryl Gardner, LB
1988.....	Jeff Blankenship, LB
1989.....	Kelly Fletcher, DE
1990.....	Frankie DeBusk, QB
1991.....	Allen Edwards, NG
1992.....	Carl Tremble, TB
1993.....	Milan Sterling, LB
1994.....	Braniff Bonaventure, QB
1995.....	Braniff Bonaventure, QB
1996.....	Braniff Bonaventure, QB
1997.....	Bryan Dailer, DE
1998.....	Orlando Ruff, LB
1999.....	John Keith, FS
2000.....	Louis Ivory, TB
2001.....	Will Bouton, LB
2002.....	Billy Napier, QB
2003.....	Mike Killian, LB
2004.....	William Freeman, LB
2005.....	Ingle Martin, QB
2006.....	Jeremy Blocker, FS
2007.....	Renaldo Gray, QB
2008.....	William Middleton, CB
2009.....	Adam Mims, WR
2010.....	Adam Mims, WR
2011.....	Chris Forcier, QB
2012.....	Jerodis Williams, RB/RS
2013.....	(Award Discontinued)

RECEIVER AWARD

1990.....	Donald Lipscomb, SE
1991.....	Donald Lipscomb, SE
1992.....	Tate Waters, TE
1993.....	Ric Ford, FLK
1994.....	Josh Cole, FLK
1995.....	Adrick Harrison, SE
1996.....	Luther Broughton, TE
1997.....	Jody Wade, SE
1998.....	Tyron Berrian, SE
1999.....	Des Kitchings, FLK
2000.....	Bear Rinehart, FLK
2001.....	Trent Sansbury, TE
2002.....	Bear Rinehart, FLK
2003.....	Brian Bratton, FLK
2004.....	Isaac West, SE
2005.....	Justin Stepp, FLK
2006.....	Justin Stepp, FLK
2007.....	Patrick Sprague, FLK
2008.....	Adam Mims, SE
2009.....	Adam Mims, SE
2010.....	No Award
2011.....	Colin Anderson, TE
2012.....	(Award Discontinued)

OFFENSIVE LINEMAN AWARD

1973.....	Tom Scherich, OG
1974.....	Jeff Holcomb, OT
1975.....	Jeff Holcomb, OT
1976.....	Jeff Holcomb, OT
1977.....	Ken Cadle, OG
1978.....	Hal Westlake, OT
1979.....	Stan Stanley, OG
1980.....	Charlie Anderson, OT
1981.....	Steve Lloyd, OT
1982.....	Briggs Traylor, C
1983.....	Dan Sleet, OG
1984.....	Gene Reeder, C
1985.....	Gene Reeder, C
1986.....	Billy Cato, OT
1987.....	Alex Albert, OG
1988.....	Steve Duggan, C
1989.....	David Adams, OG
1990.....	Steve Dugan, C
1991.....	Eric Walter, OG
1992.....	Fred Sturgis, OT
1993.....	John Ludwig, OT
1994.....	Brian Fisher, OT
1995.....	Greg Sander, OG
1996.....	Greg Sander, OG
1997.....	Mark Foster, C
1998.....	Ben Hall, OG
1999.....	Ben Hall, OG
2000.....	Chris Stewart, C
2001.....	Chris Stewart, C
2002.....	Steven Cain, OT
2003.....	Ben Bainbridge, OT
2004.....	Ben Bainbridge, OT
2005.....	Patrick Covington, OG

2006.....	John Kivett, OG
2007.....	Joel Bell, OT
2008.....	Joel Bell, OT
2009.....	Tyler Haynes, OG
2010.....	Daniel Spisak, C
2011.....	Dakota Dozier, OT
2012.....	(Award Discontinued)

JOHN BAGWELL OFFENSIVE BACK AWARD

1973.....	Larry Robinson, TB
1974.....	Charles Elvington, TB
1975.....	David Whitehurst, QB
1976.....	Harry King, TB
1977.....	Kent Woerner, FB
1978.....	Mark Stowers, TB
1979.....	Mike Glenn, TB
1980.....	Steve Bishop, FB
1981.....	Stanford Jennings, TB
1982.....	Stanford Jennings, TB
1983.....	Stanford Jennings, TB
1984.....	Robbie Gardner, TB
1985.....	John Drye, FB
1986.....	Robbie Gardner, TB
1987.....	Kennet Goldsmith, FB
1988.....	Kennet Goldsmith, FB
1989.....	Frankie DeBusk, QB
1990.....	Carl Tremble, TB
1991.....	Carl Tremble, TB
1992.....	Carl Tremble, TB
1993.....	Rod Green, TB
1994.....	Leonardo McClarty, TB/FB
1995.....	Leonardo McClarty, TB/FB
1996.....	Braniff Bonaventure, QB
1997.....	Mark Moore, TB
1998.....	Stuart Rentz, TB
1999.....	Louis Ivory, TB
2000.....	Louis Ivory, TB
2001.....	Louis Ivory, TB
2002.....	Billy Napier, QB
2003.....	Hindley Brigham, TB
2004.....	Ingle Martin, QB
2005.....	Daric Carter, TB
2006.....	Cedrick Gipson, TB
2007.....	Renaldo Gray, QB
2008.....	Mike Brown, TB
2009.....	Jordan Sorrells, QB
2010.....	Tersoo Uhaa, RB
2011.....	Jerodis Williams, RB
2012.....	Jerodis Williams, RB
2013.....	(Award Discontinued)

JOHN BAGWELL OFFENSIVE MVP AWARD

2013.....	Dakota Dozier, OT
2014.....	P.J. Blazejewski, QB
2015.....	(Award Discontinued)

JEFF SNIPES DEFENSIVE LINEMAN AWARD

1973.....	Bill Anderson, DE
-----------	-------------------



1974.....	Tommy Marshall, DE
1975.....	Frank Moses, NG
1976.....	Tony Cox, DT
1977.....	Frank Moses, NG
1978.....	Kevin Morgan, DT
1979.....	Jeff Snipes, DE
1980.....	Kevin Morgan, DT
1981.....	Ricky Moody, DT
	Rodger Colvin, DT
1982.....	Troy Phillips, NG
1983.....	Troy Phillips, NG
1984.....	Rock Hurst, LB
1985.....	Kenny Elder, DT
1986.....	Al Peterson, DT
1987.....	Philip Ferguson, NG
1988.....	Kelly Fletcher, DE
1989.....	Brian Pitts, DE
1990.....	Allen Edwards, NG
1991.....	Allen Edwards, NG
1992.....	Clint Crocker, DT
1993.....	Mike Hardy, DT
1994.....	Jim Miller, NG
1995.....	Reggie Williams, NG
1996.....	Bryan Dailer, DE
1997.....	Bryan Dailer, DE
1998.....	Bobby Hubbad, DE
1999.....	LeBryan Sperling, DT
2000.....	Ryan Spencer, DT
2001.....	LeBryan Sperling, DT
2002.....	LeBryan Sperling, DT
2003.....	Michael Burant, NG
2004.....	Roy Ravenell, DE
2005.....	Roy Ravenell, DE
2006.....	Wesley Bray, DT
2007.....	Wallace Artis, DE
2008.....	Gaines Burnett, DE
2009.....	Justin Brown, NT
2010.....	Josh Lynn, DE
2011.....	Josh Lynn, DE
2012.....	(Award Discontinued)

JEFF SNIPES DEFENSIVE MVP AWARD

2013.....	Marcus McMorris, LB/S
2014.....	Gary Wilkins, DE
2015.....	(Award Discontinued)

LINEBACKER AWARD

1997.....	Jay Thier
1998.....	Orlando Ruff
1999.....	Will Bouton
2000.....	Will Bouton
2001.....	Will Bouton
2002.....	Mike Killian
2003.....	Mike Killian
2004.....	William Freeman
2005.....	William Freeman
2006.....	Andrew Jones
2007.....	Andrew Jones

2008.....	Brandon Williams
2009.....	Kadarron Anderson
2010.....	Kadarron Anderson
2011.....	Kadarron Anderson
2012.....	(Award Discontinued)

DEFENSIVE BACK AWARD

1973.....	Vince Perone, Jr., DB
1974.....	Vince Perone, Jr., DB
1975.....	Mark Gordon, DB
1976.....	Mark Gordon, DB
1977.....	Russell Gambrell, DB
1978.....	Russell Gambrell, DB
1979.....	Chris Buono, SS
1980.....	Chris Buono, SS
1981.....	Jeff Burke, SS
1982.....	Gib McEachran, CB
1983.....	Ernest Gibson, CB
1984.....	Jerome Norris, CB
1985.....	Steve Squire, FS
1986.....	Jerome Norris, CB
1987.....	Russell Rush, SS
1988.....	Julius Dixon, CB
1989.....	Pat Turner, CB
1990.....	Ivan Johnson, FS
1991.....	Mike Ratcliff, FS
1992.....	Andre Worrell, CB
1993.....	Andre Worrell, CB
1994.....	Mark Tate, FS
1995.....	Jeremy Osborne, FS
1996.....	Michael McNeil, CB
1997.....	Jeremy Osborne, FS
1998.....	John Keith, SS
1999.....	John Keith, FS
2000.....	Richie Jackson, CB
2001.....	Josh Cooper, FS
	Richie Jackson, CB
2002.....	Rodney Johnson, CB
2003.....	Cam Newton, FS
2004.....	Cam Newton, FS
2005.....	Austin Holmes, CB
2006.....	Jeremy Blocker, FS
2007.....	Andrew Thacker, SS
2008.....	William Middleton, CB
2009.....	Julian Hicks, BAN
2010.....	No Award
2011.....	Ryan Steed, CB
2012.....	(Award Discontinued)

SPECIALIST AWARD

1973.....	Al Standiford, PK
1974.....	Robin Byars, TB
1975.....	Andy Goss, PK
1976.....	Andy Goss, PK
1977.....	Willie Freeman, P
1978.....	Jimmy Kiser, P
1979.....	Keith Potter, PK
1980.....	John Johnson, P

1981.....	Tim Tanguay, PK
1982.....	Tim Tanguay, PK
1983.....	Blair Biggerstaff, PK
1984.....	Chas Fox, FLK
1985.....	Kelly Smith, DE
1986.....	Mike Wood, PK
1987.....	Mike Kiernan, LB
1988.....	Mike Kiernan, LB
1989.....	Bruce Leicht, P
1990.....	Glenn Connally, PK
1991.....	Andrew Burr, PK
1992.....	Billy Whitley, TB
1993.....	Ronnie McCutchan, P
1994.....	Jim Ridhter, PK
1995.....	Josh Cole, FLK
1996.....	Josh Cole, FLK
1997.....	Jason Wells, PK
1998.....	Zach Smerdzinski, FLK
1999.....	Andre Stroman, CB
2000.....	Danny Marshall, PK
2001.....	Brian Bratton, FLK
2002.....	Danny Marshall, PK
2003.....	Danny Marshall, PK
2004.....	Clifton Dortch, LB
2005.....	Rico Scott, SS
2006.....	Rico Scott, SS
2007.....	Mike Brown, TB
2008.....	Ryan Steed, CB
2009.....	Trent Hawk, P
2010.....	Ray Early, PK
2011.....	Sederrick Cunningham, KOR
2012.....	Jerodis Williams, KOR
2013.....	Ray Early, P/PK
2014.....	Jon Croft Hollingsworth, PK/P
2015.....	(Award Discontinued)

MOST VALUABLE FRESHMAN AWARD

1973.....	David Whitehurst, QB
1974.....	Brette Simmons, TE
1975.....	Jimmy Kiser, QB
1976.....	Steve Mitchell, LB
1977.....	Ronnie Cox, LB
1978.....	Charlie Anderson, OT
1979.....	Gib McEachran, CB
1980.....	Stanford Jennings, TB
1981.....	Dennis Williams, FB
1982.....	Steve Coppenger, TE
1983.....	Steve Squire, FS
1984.....	James Brown, FLK
1985.....	Jeff Blankenship, LB
1986.....	Mike Wood, PK
1987.....	Steve Duggan, C
1988.....	Eric Walter, OG
1989.....	Kota Suttle, LB
1990.....	Robert Beavers, LB
1991.....	Clayton Gibson, DE
1992.....	Ronnie McCutchan, P
1993.....	Braniff Bonaventure, QB



1994.....	Mark Moore, TB
1995.....	Orlando Ruff, LB
1996.....	Marq Cerqua, FB
1997.....	Mark Batluck, OG
1998.....	Will Bouton, LB
1999.....	LeBryan Sperling, DT
2000.....	Danny Marshall, PK
2001.....	Eric Emerson, FB Mike Killian, DE
2002.....	Justin Porter, NG
2003.....	Roy Ravenell, DE
2004.....	Jerome Felton, FB Andrew Thacker, SS
2005.....	Brandon Williams, LB
2006.....	Justin Brown, NG
2007.....	Mike Brown, TB
2008.....	Tersoo Uhaa, TB David Hendrix, SE
2009.....	Jerry Williams, TB Nathan Wade, FS
2010.....	(Award Discontinued)

ROBERT B. KING AWARD

1978.....	Kent Woerner, FB
1979.....	David Henderson, QB
1980.....	Jerry Scott, NG
1981.....	Byron Lee, TE
1982.....	Ernest Gibson, CB
1983.....	Brian McCluskey, DB
1984.....	Ben Browder, LB
1985.....	Clay Hendrix, OG
1986.....	Greg Smith, TB
1987.....	Tim Stepp, DE
1988.....	Angelo Richardson, TB
1989.....	Len Frederick SS
1990.....	Chuck Carder, FLK
1991.....	Rocky Nation, FLK
1992.....	Julian Kaufman, FS
1993.....	Scott Agee, FB
1994.....	Brent Solomon, DE
1995.....	Philly Jones, QB
1996.....	Barney Lynch, TE
1997.....	Jeremy Osborne, FS
1998.....	Rocco Adrian, FS/SS
1999.....	Walter Booth, SS
2000.....	Zach Smerdzinski, SE
2001.....	John Thrift, LB
2002.....	Justin Price, OG Andy Rump, FLK
2003.....	Lamar Rembert, TB
2004.....	Brian Bratton, FLK
2005.....	Corey Stewart, C
2006.....	Wesley Bray, DT
2007.....	Bobby Yawn, TE
2008.....	Masharn Austin, CB
2009.....	Dustin Chancellor, OT
2010.....	(Award Discontinued)

SPEAR SEDGLEY HUSTLE AWARD

1981.....	Brian McCluskey, DB
1982.....	Ernest Gibson, CB
1983.....	Rock Hurst, LB
1984.....	Dennis Williams, FB
1985.....	Tim Stepp, DE
1986.....	Tim Stepp, DE
1987.....	Kelly Smith, DE
1988.....	Wade Sexton, SS
1989.....	Chris Roper, DE
1990.....	Steve Norris, LB
1991.....	Steve Norris, LB
1992.....	Billy Whitley, TB
1993.....	Adam Bert, LB
1994.....	Jack Owens, OT
1995.....	Kerrick Thomas, FLK
1996.....	Orlando Ruff, LB
1997.....	Orlando Ruff, LB
1998.....	Stuart Rentz, TB
1999.....	Stuart Rentz, TB
2000.....	Shelvis Smith, SS
2001.....	Brandon Berry, FLK
2002.....	William Freeman, LB
2003.....	William Freeman, LB
2004.....	Brandon Mays, TB
2005.....	Joe Watson, FLK
2006.....	Gary Nelson, LB
2007.....	Gaines Burnett, DT
2008.....	Gaines Burnett, DE
2009.....	Colin Anderson, TE
2010.....	No Award
2011.....	Mitch McGrath, LB
2012.....	Mitch McGrath, LB
2013.....	Reese Hannon, QB
2014.....	Gary Wilkins, DE
2015.....	(Award Discontinued)

PURPLE POUNDER (SCOUT TEAM) AWARD

2001.....	Brandon Mays, TB
2002.....	Wesley Bray, DT
2003.....	Reggie Goolsby, C/OG
2004.....	Brantley Kendall, FB
2005.....	Tharry Salley, FB
2006.....	Michael Brown, TB
2007.....	Sederrick Cunningham, FLK
2008.....	Will King, QB
2009.....	Kevin Allman, TE
2010.....	Hank McCloud, RB
2011.....	No Award
2012.....	Brian Ross, DE
2013.....	Jerry Langan, LB
2014.....	(Award Discontinued)

CHRISTIAN ATHLETE AWARD

1997.....	Joey Espinosa, DB
1998.....	Joey Espinosa, DB
1999.....	Mark Batluck, OG
2000.....	Adam Sanders, FB

2001.....	Andrew Knight, LB
2002.....	Andrew Knight, LB
2004.....	Brandon Berry, FB
2005.....	Scott Shuford, OT
2006.....	Scott Shuford, OG
2007.....	Scott Shuford, OT
2008.....	Brantley Kendall, FB
2009.....	Justin Brown, NT
2010.....	(Award Discontinued)

BRYAN BURNS ACADEMIC AWARD

1973.....	Ted Perry, LB
1974.....	Ted Perry, LB
1975.....	Jeff Holcomb, OT
1976.....	Jeff Holcomb, OT
1977.....	Jimmy Kiser, QB-FLK
1978.....	Jimmy Kiser, FLK
1979.....	Rich Trotta, QB
1980.....	Tom Moorish, C
1981.....	Paul Foster, C
1982.....	Paul Foster, C
1983.....	Bryan Burns, DB
1984.....	Bryan Burns, DB
1985.....	Coye Still, OG
1986.....	Coye Still, OG Rick Thompson, SS
1987.....	Mike Wood, PK
1988.....	Mike Wood, PK
1989.....	Alden Milam, SN
1990.....	Alden Milam, SN
1991.....	Alden Milam, SN
1992.....	Philly Jones, QB
1993.....	Philly Jones, QB
1994.....	Philly Jones, QB
1995.....	Kerrick Thomas, FLK
1996.....	Kerrick Thomas, FLK
1997.....	Marion Martin, LB
1998.....	Stuart Rentz, TB
1999.....	Stuart Rentz, TB
2000.....	Marion Martin, LB
2001.....	Andrew Knight, LB
2002.....	Rodney Johnson, CB
2003.....	Justin Perdue, FB
2004.....	Adi Filipovic, OG
2005.....	Adi Filipovic, OG
2006.....	Adi Filipovic, OG
2007.....	Joe Watson, WR
2008.....	Jordan Sorrells, QB
2009.....	David Barrington, OG
2010.....	(Award Discontinued)

2019 FURMAN PALADINS FOOTBALL / Paladins In The Pros



Player	Round	Pick	Overall	Team
Rhoten Shetley '39	3	4	19	Brooklyn Dodgers
Bill Cornwell '41	18	2	162	Pittsburgh Steelers
Dewey Proctor '42	3	6	21	New York Giants Chicago Rockets
Ralph Hamer '42	4	1	26	Detroit Lions
Paul Sizemore '42	7	1	51	Detroit Lions
Tom Wham '49	5	9	50	Chicago Cardinals
Harry Bierman '49	16	7	203	Chicago Cardinals
Paul Stombaugh '49	FA			Baltimore Colts
Ed Jasonek '50	29	2	367	New York Yanks
	6	4	66	Chicago Cardinals
Bob Griffis '54	29	9	346	New York Giants
	5	5	54	Chicago Bears
Johnny Popson '55	22	7	260	Green Bay Packers
Bobby Jennings '57	24	8	285	Washington Redskins Calgary Stampeders (CFL)
Mike Shill '56	30	9	358	Detroit Lions
Ray Siminski '59				Montreal Alouettes (CFL)
Billy Canty '62				Toronto Argonauts (CFL)
Larry Jepson '62	11	8	148	San Francisco 49ers
Joe Monti '63	15	9	205	Baltimore Colts
Olin Hill '63	7	11	95	Green Bay Packers
Sam Wyche '66	FA			Cincinnati Bengals Washington Redskins Detroit Lions St. Louis Cardinals San Francisco 49ers (Assistant Coach) Cincinnati Bengals (Head Coach) Tampa Bay Buccaneers (Head Coach) Buffalo Bills (Assistant Coach)
Lavern Barrs '67	10	17	254	St. Louis Cardinals
Robbie Hahn '69				Orlando Panthers (CFL)
Joe Brunson '70	17	2	418	Chicago Bears
Mike Bartik '74	FA			Philadelphia (WFL) Birmingham (WFL)
Vince Perone, Jr. '75	FA			Atlanta Falcons
David Whitehurst '76	8	11	206	Green Bay Packers
Larry Robinson '77	FA			Atlanta Falcons
Tommy Southard '78	FA			St. Louis Cardinals Houston Oilers
Greg Laetsch '79	FA			Seattle Seahawks
Brette Simmons '79	FA			Dallas Cowboys
Kent Woerner '79	FA			New York Giants
Chris Buono '79	FA			New York Giants
Terry Smith '81	FA			New England Patriots
Terry Clark '83	FA			Denver Broncos Denver Gold (USFL) Chicago Blitz (USFL) Arizona Wranglers (USFL)
Bruce Gheesling '82				Oklahoma Outlaws (USFL)
Brothel Cole '82				Cincinnati Bengals New Orleans Saints Tampa Bay Buccaneers
Stanford Jennings '84	3	9	65	
Ernest Gibson '84	6	11	151	New England Patriots Miami Dolphins
Mark Bridgman '84	FA			Cleveland Browns
David Charpia '84	FA			Seattle Seahawks

Player	Round	Pick	Overall	Team
Rock Hurst '85				Hamilton Tiger Cats (CFL) Cleveland Indians (MLB)
Dinky Williams '85	10	19	271	St. Louis Cardinals
Rick Wilkins '85				Chicago Cubs (MLB) San Francisco Giants (MLB) Houston Astros (MLB)
Chas Fox '86	4	8	90	Kansas City Chiefs
Kirk Burnett '87	FA			New York Jets
Jerome Norris '87	FA			Atlanta Falcons
Darryl Gardner '88				Winnipeg Bluebombers (CFL)
Phillip Ferguson '88	FA			Cincinnati Bengals Orlando Predators (AFL)
Phillip Kreidler '88				Pittsburgh Steelers (Scout)
Jeff Blankenship '90				Washington Commandos (AFL) Albany Firebirds (AFL)
Frankie DeBusk '91				Sacramento Attack (AFL)
Paul Siffri '92	FA			Pittsburgh Steelers
Carl Tremble '93	FA			Phoenix Cardinals
Chris Clamp '95				Scotland Claymores (WFL)
Kavis Reed '95				Edmonton Eskimos (CFL) Kansas City Chiefs Toronto Argonauts (Assistant Coach) Ottawa Renegades (Assistant Coach) Hamilton Tiger-Cats (Assistant Coach) Saskatchewan Roughriders (Assistant Coach) Winnipeg Blue Bombers Edmonton Eskimos (Head Coach) Montreal Alouettes (Assistant Coach)
Jim Richter '96	FA			San Francisco 49ers Green Bay Packers
Luther Broughton '97	5	25	155	Philadelphia Eagles Carolina Panthers Chicago Bears
Braniff Bonaventure '97				Montreal Alouettes (CFL) Orlando Predators (AFL)



Jerome Felton



Player	Round	Pick	Overall	Team
Ernest Crosby				Carolina Rhinos (af2) Saskatchewan Roughriders (CFL)
B.J. Pate '99				Carolina Rhinos (af2)
Orlando Ruff '99	FA			San Diego Chargers New Orleans Saints Cleveland Browns
Jody Wade '99				Carolina Rhinos (af2)
John Keith '00	4	14	108	San Francisco 49ers
Des Kitchings '00	7	2	208	Kansas City Chiefs New York Jets St. Louis Rams Indianapolis Colts
Jason Wells '00				San Jose Sabercats (AFL) Orlando Predators (AFL)
Josh Moore '01	FA			Philadelphia Eagles Rhine Fire (NFL Europe)
JWill Bouton '02	FA			Pittsburgh Steelers
Trent Sansbury '02	FA			Cincinnati Bengals
Steven Cain '03	FA			Atlanta Falcons
Isaac West '05	FA			Philadelphia Eagles Pittsburgh Steelers Atlanta Falcons Baltimore Ravens Cologne Centurions (NFL Europe) Nashville Kats (AFL) Montreal Alouettes (CFL)
Brian Bratton '05	FA			Atlanta Falcons Atlanta Falcons Carolina Panthers Georgia Force (AFL)
Cam Newton '05	FA			Atlanta Falcons Carolina Panthers Georgia Force (AFL)
Ingle Martin '06	5	15	148	Green Bay Packers Tennessee Titans Kansas City Chiefs New York Sentinel (UFL)
Jerome Felton '07	5	11	146	Detroit Lions Carolina Panthers St. Louis Rams Minnesota Vikings Buffalo Bills
William Middleton '08	5	2	125	Atlanta Falcons Jacksonville Jaguars San Diego Chargers Buffalo Bills
Joel Bell '08	FA			Buffalo Bills Saskatchewan Roughriders (CFL) Las Vegas Locomotives (UFL) Edmonton Eskimos (CFL)
R.J. Webb '10	FA			Carolina Panthers
Max Lerner '11	FA			Montreal Alouettes (CFL)
Adam Mims '11	FA			Pittsburgh Steelers Montreal Alouettes (CFL)
Kadarron Anderson '12	FA			New Orleans Saints Tennessee Titans
Sederrick Cunningham '12	FA			Green Bay Packers Calgary Stampeders (CFL)
Chris Forcier '12	FA			Jacksonville Jaguars Montreal Alouettes (CFL) New York Jets

Player	Round	Pick	Overall	Team
Ryan Lee '12	FA			Pittsburgh Steelers New Orleans Saints St. Louis Rams
Ryan Steed '12	FA			New York Jets New Orleans Saints Calgary Stampeders (CFL)
Colin Anderson '13	FA			Minnesota Vikings New York Jets
Jerodis Williams '13	FA			Minnesota Vikings Denver Broncos
Dakota Dozier '14	4	37	137	New York Jets
Ray Early '14				Saskatchewan Roughriders (CFL) Ottawa Redblacks (CFL)
Gary Wilkins '15	FA			Oakland Raiders
Trey Robinson '17	FA			New York Giants

NFL Pro Bowl

- 1951 - Tom Wham, DE (Chicago Cardinals)
- 2013 - Jerome Felton, FB (Minnesota Vikings)

CFL All-Star

- 1997 - Kavis Reed, DB (Edmonton Eskimos)

CFL Grey Cup Champion

- 2009 - Brian Bratton, WR/RS (Montreal Alouettes)
- 2010 - Brian Bratton, WR/RS (Montreal Alouettes)
- 2014 - Sederrick Cunningham, WR/RS (Calgary Stampeders)
- 2016 - Ray Early, PK/P (Ottawa Redblacks)



Dakota Dozier

2019 FURMAN PALADINS FOOTBALL / Southern Conference Champions



Year	Champion	Record	Furman Finish	Furman Record	Furman Head Coach
1933	Duke	4-0			
1934	Washington & Lee	4-0			
1935	Duke	5-0			
1936*	Duke	7-0	3rd	4-1	A.P. McLeod
1937	Maryland	2-0	11th	1-2-2	A.P. McLeod
1938	Duke	5-0	14th	0-4-1	A.P. McLeod
1939	Duke	5-0	6th	3-3	A.P. McLeod
1940	Clemson	4-0	8th	4-3	A.P. McLeod
1941	Duke	5-0	9th	2-3-2	A.P. McLeod
1942	William & Mary	4-0	7th	3-3	A.P. McLeod
1943	Duke	4-0			
1944	Duke	4-0			
1945	Duke	4-0			
1946	North Carolina	4-0	13th	1-4	R.W. Smith
1947	William & Mary	7-1	13th	1-4	R.W. Smith
1948	Clemson	5-0	10th	2-4	H.E. Smith
1949	North Carolina	5-0	9th	3-3	H.E. Smith
1950	Washington & Lee	6-0	12th	2-4	Bill Young
1951	Maryland	5-0	15th	1-4-1	Bill Young
	VMI	5-0			
1952	Duke	5-0	7th	2-2-1	Bill Young
1953	West Virginia	4-0	2nd	2-0	Bill Young
1954	West Virginia	3-0	2nd	2-0	Bill Young
1955	West Virginia	4-0	7th	1-1	Homer Hobbs
1956	West Virginia	5-0	4th	2-2	Homer Hobbs
1957	VMI	4-0	4th	2-1	Homer Hobbs
1958	West Virginia	4-0	8th	1-2	Bob King
1959	VMI	5-0-1	4th	3-2	Bob King
1960	VMI	4-1	5th	2-2	Bob King
1961	The Citadel	5-1	5th	2-2	Bob King
1962	VMI	6-0	5th	2-2	Bob King
1963	Virginia Tech	5-0	4th	3-2	Bob King
1964	West Virginia	5-0	8th	1-4	Bob King
1965	West Virginia	4-0	6th	2-3	Bob King
1966	William & Mary	4-1-1	8th	1-4	Bob King
1967	West Virginia	4-0-1	5th	2-3	Bob King
1968	Richmond	6-0	7th	0-4	Bob King
1969	Davidson	5-1	6th	0-4	Bob King
1970	William & Mary	3-1	3rd	3-2	Bob King
1971	Richmond	5-1	5th	2-3	Bob King
1972	East Carolina	6-0	7th	1-6	Bob King
1973	East Carolina	7-0	4th	3-3	Art Baker
1974	VMI	5-1	7th	2-4	Art Baker
1975	Richmond	5-1	6th	2-4	Art Baker
1976	East Carolina	4-1	3rd	2-2	Art Baker
1977	Tenn.-Chattanooga	4-1	3rd	3-2	Art Baker
	VMI	4-1			
1978 ... FURMAN	Tenn.-Chattanooga	4-1	1st	4-1	Dick Sheridan
1979	Tenn.-Chattanooga	5-1	4th	4-3	Dick Sheridan
1980 ... FURMAN	Tenn.-Chattanooga	7-0	1st	7-0	Dick Sheridan
1981 ... FURMAN	Tenn.-Chattanooga	5-2	1st	5-2	Dick Sheridan
1982 ... FURMAN	Tenn.-Chattanooga	6-1	1st	6-1	Dick Sheridan
1983 ... FURMAN	Tenn.-Chattanooga	6-0-1	1st	6-0-1	Dick Sheridan
1984	Tenn.-Chattanooga	5-1	4th	3-3	Dick Sheridan
1985 ... FURMAN	Tenn.-Chattanooga	6-0	1st	6-0	Dick Sheridan
1986	Appalachian State	7-0	3rd	4-2-1	Jimmy Satterfield

Year	Champion	Record	Furman Finish	Furman Record	Furman Head Coach
1987	Appalachian State	7-0	3rd	4-3	Jimmy Satterfield
1988 ... FURMAN	Marshall	6-1	1st	6-1	Jimmy Satterfield
1989 ... FURMAN	Marshall	7-0	1st	7-0	Jimmy Satterfield
1990 ... FURMAN	Marshall	6-1	1st	6-1	Jimmy Satterfield
1991	Appalachian State	6-1	4th	4-3	Jimmy Satterfield
1992	The Citadel	6-1	5th	4-3	Jimmy Satterfield
1993	Georgia Southern	7-1	4th	4-4	Jimmy Satterfield
1994	Marshall	7-1	7th	2-6	Bobby Johnson
1995	Appalachian State	8-0	3rd	5-3	Bobby Johnson
1996	Marshall	8-0	3rd	6-2	Bobby Johnson
1997	Georgia Southern	7-1	3rd	5-3	Bobby Johnson
1998	Georgia Southern	8-0	6th	3-5	Bobby Johnson
1999 ... FURMAN	Georgia Southern	7-1	1st	7-1	Bobby Johnson
	Appalachian State	7-1			
2000	Georgia Southern	7-1	2nd	6-2	Bobby Johnson
2001 ... FURMAN	Georgia Southern	7-1	1st	7-1	Bobby Johnson
	Georgia Southern	7-1			
2002	Georgia Southern	7-1	2nd	6-2	Bobby Johnson
2003	Wofford	8-0	4th	4-4	Bobby Johnson
2004 ... FURMAN	Georgia Southern	6-1	1st	6-1	Bobby Johnson
	Georgia Southern	6-1			
2005	Appalachian State	6-1	2nd	5-2	Bobby Johnson
2006	Appalachian State	7-0	2nd	6-1	Bobby Johnson
2007	Appalachian State	5-2	3rd	4-3	Bobby Johnson
	Wofford	5-2			
2008	Appalachian State	7-0	T4th	4-4	Bobby Johnson
2009	Appalachian State	8-0	3rd	5-3	Bobby Johnson
2010	Appalachian State	7-1	6th	3-5	Bobby Johnson
	Wofford	7-1			
2011	Georgia Southern	7-1	4th	5-3	Bruce Fowler
2012	Georgia Southern	6-2	7th	2-6	Bruce Fowler
	Wofford	6-2			
	Appalachian State	6-2			
2013 ... FURMAN	Wofford	6-2	1st	6-2	Bruce Fowler
	Samford	6-2			
	Chattanooga	6-2			
2014	Chattanooga	7-0	6th	2-5	Bruce Fowler
2015	Chattanooga	6-1	6th	2-5	Bruce Fowler
	The Citadel	6-1			
2016	The Citadel	6-1	6th	3-5	Bruce Fowler
2017	Wofford	7-1	T2nd	6-2	Clay Hendrix
2018 ... FURMAN	Wofford	6-2	1st	6-2	Clay Hendrix
	Wofford	6-2			
	East Tennessee State	6-2			

2019 FURMAN PALADINS FOOTBALL / Southern Conference Championship Profile

Southern Conference Championships Won Outright By Current League Members (12) — Furman 7 (1980, '81, '82, '83, '85, '89, '90), Chattanooga 3 (1979, '84, '14); The Citadel 3 (1961, '92, '16), Wofford 2 ('03, '17).

Championships Won Outright By Former League Members (55) — Appalachian State 8 (1986, '87, '91, '95, '05, '06, '08, '09) ; Clemson 2 (1940, '48); Duke 10 (1933, '35, '36, '38, '39, '41, '43, '44, '45, '52); East Carolina 2 (1972, '73, '76); Georgia Southern 6 (1993, '97, '98, '00, '02, '11); Marshall 2 (1994, '96). Maryland 1 (1937); North Carolina 2 (1946, '49); Richmond 3 (1968, '71, '75); VMI 5 (1957, '59, '60, '62, '74); Virginia Tech 1 (1963); Washington & Lee 2 (1934, '50); West Virginia 8 (1953, '54, '55, '56, '58, '64, '65, '67), William & Mary 3 (1942, '47, '70).

Championship Breakdown By School — Appalachian State 12 (8 outright, 4 shared); Chattanooga 6 (3 outright, 3 shared); The Citadel 4 (3 outright, 1 shared); Clemson 2 (2 outright); Davidson 1 (shared); Duke 10 (10 outright); East Carolina 4 (3 outright, 1 shared); **Furman 14 (7 outright, 7 shared)**; Marshall 3 (2 outright, 1 shared); Maryland 2 (1 outright, 1 shared); North Carolina 2 (2 outright); Richmond 4 (3 outright, 1 shared); Samford 1 (1 shared); VMI 7 (5 outright, 2 shared); Virginia Tech 1 (shared); Washington & Lee 2 (2 outright); West Virginia 8 (8 outright); William & Mary 4 (3 outright, 1 shared); Wofford 5 (2 outright, 3 shared).

Most Consecutive Championship Seasons By One School — 6 by Georgia Southern (1997, '98, '99, '00, '01, '02).

Most Championships Won By One School — 14 by Furman

Number of Undefeated and Untied Championship Seasons — 42 (most recent, Chattanooga, 2014).



Furman has won 62 percent of its Southern Conference games since 1982.

TEAM WON-LOST RECORDS

(Since SoCon reclassification to NCAA I-AA in 1982 & FCS in 2007)

Southern Conference Games

School	W	L	T	.Pct
Wofford (since 1997)	107	63	0	.629
FURMAN	176	109	2	.617
Samford (since 2008)	48	38	0	.558
Chattanooga	125	148	1	.458
The Citadel	112	162	2	.409
Mercer (since 2014)	15	23	0	.395
Western Carolina	99	174	1	.363
East Tennessee State (1982-93; 2016-Present)	71	117	0	.377
VMI	29	153	2	.163

All Games

School	W	L	T	.Pct
FURMAN	273	167	4	.619
Wofford	169	113	1	.598
Mercer (since 2013)	37	31	0	.544
Samford (since 1984)	180	154	2	.539
The Citadel	189	226	2	.455
Chattanooga	184	232	1	.442
East Tennessee State	119	171	1	.411
Western Carolina	157	253	3	.384
VMI	86	322	2	.212

2019 FURMAN PALADINS FOOTBALL / Special Recognition



RUSHING OFFENSE

Year	G	Yards	Avg.
1960.....	10.....	1944	194.4
1961.....	10.....	1946	194.6
1962.....	10.....	2268	226.8
1978.....	11.....	2843	258.5
1981.....	11.....	2879	261.7
1982 (2).....	11.....	2907	264.3
1983 (1).....	11.....	3158	287.1
1984 (2).....	11.....	3100	281.8
1985 (2).....	11.....	3167	287.9
1986 (8).....	11.....	2838	258.0

PASSING EFFICIENCY OFFENSE

Year	G	Yards	Rating
2011 (1).....	11.....	2448	171.44
2017 (2).....	13.....	2461	168.54

TOTAL OFFENSE

Year	G	Yards	Avg.
1960.....	10.....	2929	292.2
1961.....	10.....	2972	297.2
1976.....	11.....	4114	374.0
1978.....	11.....	4648	422.5
1982 (9).....	11.....	4285	389.5
1983 (3).....	11.....	5084	462.2
1984 (4).....	11.....	4974	452.2
1985 (5).....	11.....	5128	466.2
1986.....	11.....	4007	364.3
1989.....	11.....	4338	394.4
1990 (15).....	11.....	4590	417.3
2005.....	14.....	6580	470.0
2017.....	13.....	5507	423.6

SCORING OFFENSE

Year	G	Points	Avg.
1961.....	10.....	174	17.4
1970.....	11.....	261	23.7
1981 (20).....	11.....	293	26.6
1983 (3).....	11.....	378	34.4
1984 (T6).....	11.....	363	33.0
1985 (7).....	11.....	384	34.9
1986.....	11.....	328	29.8
1989 (14).....	11.....	345	31.4
1990 (14).....	11.....	345	31.4
2017 (22).....	13.....	424	32.6

FIRST DOWNS

Year	G	No.
2004.....	13.....	318
2005.....	14.....	353
2017 (9).....	13.....	277

THIRD DOWN CONVERSIONS

Year	G	Conv.-Att.	.Pct
2001.....	11.....	67-135	49.6
2002.....	12.....	86-171	50.3
2003.....	11.....	64-150	42.7
2004.....	13.....	85-168	50.6
2005.....	14.....	103-198	52.0
2006.....	11.....	74-158	46.8

2017 (4).....	13.....	88-181	48.6
---------------	---------	--------	------

FOURTH DOWN CONVERSIONS

Year	G	Conv.-Att.	.Pct
2011.....	11.....	12-17	70.6
2017 (14).....	13.....	17-26	65.4

TIME OF POSSESSION

Year	G	Total	Avg.
2006.....	11.....	390:25	32:32

RUSHING DEFENSE

Year	G	Yards	Avg.
1959.....	10.....	1495	149.5
1961.....	10.....	1459	145.9
1975.....	11.....	1767	160.6
1980.....	11.....	1537	139.7
1984 (11).....	11.....	1133	103.0
1986 (18).....	11.....	1506	112.3
1987.....	11.....	1452	132.0
1988 (2).....	11.....	1017	92.5
1989 (19).....	11.....	1391	126.5
1991.....	11.....	1539	139.9
2000 (45).....	11.....	1498	136.2
2001 (29).....	11.....	1373	124.8
2007.....	11.....	1485	135.0

PASSING DEFENSE

Year	G	Yards	Avg.
1973.....	11.....	935	85.0
1974.....	11.....	769	69.9
1986 (3).....	11.....	1327	120.6
1995 (33).....	11.....	1368	124.4
2003 (1).....	11.....	1461	132.8

PASSING EFFICIENCY DEFENSE

Year	G	Yards	Rating
2003 (5).....	11.....	1461	97.5

TOTAL DEFENSE

Year	G	Yards	Avg.
1959.....	10.....	2548	254.8
1974.....	11.....	2804	254.9
1975.....	11.....	2931	266.5
1986 (3).....	11.....	2563	233.0
1988 (4).....	11.....	2620	238.2
1989 (2).....	11.....	2801	254.6
1991.....	11.....	3439	312.6
1992 (17).....	11.....	3419	310.8
2003 (4).....	11.....	2998	272.5

SCORING DEFENSE

Year	G	Points	Avg.
1953.....	9.....	100	11.1
1970.....	11.....	204	18.5
1974.....	11.....	166	15.1
1980.....	11.....	177	16.1
1983 (4).....	11.....	107	9.7
1988 (1).....	11.....	107	9.7
1989 (4).....	11.....	135	12.3
2000 (14).....	11.....	178	16.2

2003 (2).....	11.....	155	14.1
2004 (8).....	13.....	216	16.6

OPPONENT FIRST DOWNS

Year	G	No.
2004.....	13.....	318
2003.....	11.....	159

OPPONENT THIRD DOWN CONVERSIONS

Year	G	Conv.-Att.	Pct
2003.....	11.....	57-165	34.5

FIELD GOALS

Year	G	FGM-FGA	Pct
2013.....	14.....	20-25	80.0

SACKS

Year	G	Sacks	Avg.
2000.....	11.....	24	2.18
2007 (12).....	11.....	29	2.73
2017 (26).....	13.....	34	2.61

SACKS ALLOWED

Year	G	Sacks	Avg.
2001.....	11.....	11	1.0
2007 (9).....	11.....	11	1.0
2017 (1).....	13.....	7	0.5

INTERCEPTIONS

Year	G	INT	Yds.	TD	Avg.
2013.....	14.....	13	321	4	27.4

TURNOVER MARGIN

Year	G	Gain	Lost	Avg.
1999.....	11.....	27	18	+0.75
2000.....	11.....	31	19	+1.09
2011 (20).....	11.....	22	13	+0.82
2013.....	14.....	29	17	+0.86

PENALTY YARDS

Year	G	No.	Yds.	Avg
2000.....	11.....	49	422	38.4
2001.....	11.....	46	385	35.0
2005.....	14.....	69	548	39.1

PUNT RETURNS

Year	G	No.	Yds.	Avg.
1998.....	11.....	25	345	13.8
2002.....	12.....	18	257	14.3
2007 (14).....	11.....	20	250	12.5

KICKOFF RETURNS

Year	G	No.	Yds.	Avg.
1998.....	11.....	39	831	21.3
2001.....	11.....	30	803	26.8
2007 (9).....	11.....	52	1276	24.1
2012 (1).....	11.....	41	1027	25.0

NET PUNTING/NET PUNTING

Year	G	No.	Yds.	Net
2008.....	12.....	44	1764	35.5

2019 FURMAN PALADINS FOOTBALL / Southern Conference Statistical Champions



RUSHING

Year	Player	G	Yds.	Avg.
1960	Tom Campbell	10	616	61.6
1961	Tom Campbell	10	767	76.7
1962	Elliott Keller	10	724	72.4
1981	Stanford Jennings	11	1168	106.2
1982	Stanford Jennings	11	1007	91.5
1983	Stanford Jennings (6)	11	1260	114.5
1984	Robbie Gardner (5)	11	1232	112.0
1990	Carl Tremble (16)	10	1034	103.4
1992	Carl Tremble (3)	11	1555	141.4
2000	Louis Ivory (1)	11	2079	189.0
2001	Louis Ivory (10)	11	1492	135.6

PASSING

Year	Player	Att.	Cmp.	Int.	Yds.	Avg.
1967	Clyde Hewell	220	132	11	1873	187.3
2005	Ingle Martin	349	212	13	2959	211.4

PASSING EFFICIENCY

Year	Player	Att.	Cmp.	Int.	Yds.	Eff.
1982	David Charpia (10)	197	106	8	1524	122.4
1983	David Charpia (2)	211	127	7	1811	149.0
1984	Bobby Lamb (3)	191	106	7	1781	159.3
1985	Bobby Lamb (1)	228	133	6	2264	171.2
1989	Frankie DeBusk (4)	182	100	2	1726	156.0
1990	Frankie DeBusk (18)	273	145	13	2433	134.1
2002	Billy Napier (2)	276	189	8	2475	157.1
2011	Chris Forcier (1)	231	148	8	2265	172.3
2017	P.J. Blazejowski (2)	233	142	5	2461	172.2

SCORING

Year	Player	G	TD	FG	XP	Pts.	Avg.
1954	Johnny Popson	10	9	0	0	54	5.4
1970	Steve Crislip	11	10	0	2	62	5.6
1983	Stanford Jennings (8)	11	15	0	0	90	8.2
1985	Chas Fox	9	13	4	4	82	9.1
1990	Carl Tremble (12)	11	15	0	0	90	8.2
1991	Andrew Burr (12)	11	0	14	45	87	7.9
2001	Louis Ivory (7)	11	19	0	0	114	10.4
2003	Danny Marshall	11	0	16	31	79	7.2
2017	Antonio Wilcox (6)	13	15	0	0	90	6.9

KICK SCORING

Year	Player	G	XP	FG	Pts.	Avg.
1998	Jason Wells	11	33-35	12-14	69	6.3
2003	Danny Marshall	11	31-31	16-20	79	7.2
2005	Scott Beckler	15	55-57	14-24	97	6.9
2017	Grayson Atkins	13	55-55	9-13	82	6.3

PASS RECEIVING

Year	Player	G	Rec.	Yds.	TD
1958	Ray Siminski	9	35	568	5
1967	Robbie Hahn	10	53	840	10
1976	Tommy Southard	11	39	510	2
1985	Chas Fox	9	34	649	11
2002	Bear Rinehart	12	70	892	3

PUNTING

Year	Player	G	Att.	Yds.	Avg.
1968	Jimmy Jordan	10	84	3368	40.1
1980	John Johnson	11	58	2345	40.4
1981	John Johnson	10	34	1413	41.5
1993	Ronnie McCutchan (2)	11	47	2057	43.7
2005	Ingle Martin	14	33	1424	43.2

KICKOFF RETURNS

Year	Player	No.	Yds.	TD	Avg.
1970	Steve Crislip	15	438	0	29.2
1976	Jimmy Kiser	14	333	0	23.8
1981	Mark Bridgman	15	368	0	24.5
1985	Mark Rudder (13)	22	499	1	22.7
1990	Daryl Rogers	11	260	0	23.6
1995	Josh Cole (1)	17	546	1	32.1
1998	Tyron Berrian (12)	17	461	0	27.1
1999	Des Kitchings	12	441	3	36.8
2001	Brian Bratton (1)	14	521	3	37.2
2012	Jerodis Williams (1)	16	574	2	35.9
2017	Thomas Gordon (12)	13	353	0	25.2

PUNT RETURNS

Year	Player	No.	Yds.	TD	Avg.
1973	Vince Perone	20	240	1	12.0
1984	Chas Fox (15)	25	277	0	11.1
1986	Jerome Norris	18	152	0	8.4
1998	Zach Smerdzinski	24	342	0	14.3
2002	Bear Rinehart (5)	17	253	1	14.9

ALL-PURPOSE RUNNING

Year	Player	G	Yds.	Avg.
1981	Stanford Jennings	11	1351	122.8
1983	Stanford Jennings (15)	11	1566	142.4
2000	Louis Ivory	11	2093	190.3
2001	Louis Ivory (24)	11	1572	142.9

FIELD GOALS

Year	Player	G	FG-FGA	Avg.
2003	Danny Marshall (5)	11	16-20	1.45

FIELD GOAL PERCENTAGE

Year	Player	G	FG-FGA	Pct.
2001	Danny Marshall	11	10-12	83.3
2002	Danny Marshall	12	12-15	80.0

PAT KICKING PERCENTAGE

Year	Player	G	XP-XPA	Pct.
2003	Danny Marshall	11	31-31	100.0
2008	Matthew Cesari	12	37-38	97.4
2017	Grayson Atkins	13	55-55	100.0

TACKLES

Year	Player	G	U	A	Tot.	Avg.
1997	Jay Thier	11	103	71	174	15.8
2003	Mike Killian	11	64	68	132	12.0
2011	Kadarron Anderson	10	57	54	111	11.1
2014	Cory Magwood	12	74	49	123	11.2

TACKLES-FOR-LOSS

Year	Player	G	No.	Yds.
1997	Bryan Dailer	11	25	142

FUMBLES RECOVERED

Year	Player	G	No.	Yds.
2013	Ira McCune	14	4	0.29

INTERCEPTIONS

Year	Player	G	No.	Yds.
1961	Tony Carmignani	10	6	123
1964	Lavern Barrs	10	6	22
1971	Mike Fabian	11	5	62
1972	Vince Perone	11	10	70
1974	Curtis Boyd	11	6	105
1997	John Keith	11	4	103

SACKS

Year	Player	G	No.	Avg.
1997	Bryan Dailer	11	17.5	1.60
2007	Wallace Artis	11	6.0	0.55
2018	Adrian Hope (1)	10	15.5	1.50



2019 FURMAN PALADINS FOOTBALL / Playoff Results



Year	Opponent	Round	Score	Result	Site	Furman Coach
1982	South Carolina State	Quarterfinals	0-17	L	GREENVILLE	Dick Sheridan
1983	Boston University	Quarterfinals	35-16	W	GREENVILLE	Dick Sheridan
	Western Carolina	Semifinals	7-14	L	GREENVILLE	Dick Sheridan
1985	Rhode Island	Quarterfinals	59-15	W	GREENVILLE	Dick Sheridan
	Nevada	Semifinals	35-12	W	GREENVILLE	Dick Sheridan
	Georgia Southern-N1	Championship	42-44	L	Tacoma, Wash.	Dick Sheridan
1986	Eastern Kentucky	First Round	10-23	L	GREENVILLE	Jimmy Satterfield
1988	Delaware	First Round	21-7	W	GREENVILLE	Jimmy Satterfield
	@ Marshall	Quarterfinal	13-9	W	GREENVILLE	Jimmy Satterfield
	Idaho	Semifinals	38-7	W	Huntington, W.Va.	Jimmy Satterfield
	Georgia Southern	Championship	17-12	W	Pocatello, Idaho	Jimmy Satterfield
1989	William & Mary	First Round	24-10	W	GREENVILLE	Jimmy Satterfield
	Youngstown State	Quarterfinals	42-23	W	GREENVILLE	Jimmy Satterfield
	Stephen F. Austin	Semifinals	19-21	L	GREENVILLE	Jimmy Satterfield
1990	@ Eastern Kentucky	First Round	45-17	W	Richmond, Ky.	Jimmy Satterfield
	@ Nevada (3OT)	Quarterfinals	35-42	L	Reno, Nev.	Jimmy Satterfield
1996	@ Northern Arizona	First Round	42-31	W	Falgstaff, Ariz.	Bobby Johnson
	@ Marshall	Quarterfinals	0-54	L	Hutington, W.Va.	Bobby Johnson
1999	Massachusetts (OT)	First Round	23-30	L	GREENVILLE	Bobby Johnson
2000	Hofstra	First Round	24-31	L	GREENVILLE	Bobby Johnson
2001	Western Kentucky	First Round	24-20	W	GREENVILLE	Bobby Johnson
	Lehigh	Quarterfinals	34-17	W	GREENVILLE	Bobby Johnson
	@ Georgia Southern	Semifinals	24-17	W	Statesboro, Ga.	Bobby Johnson
	Montana	Championship	6-13	L	Chattanooga, Tenn.	Bobby Johnson
2002	@ Villanova	First Round	38-45	L	Villanova, Pa.	Bobby Lamb
2004	Jacksonville State	First Round	49-7	W	GREENVILLE	Bobby Lamb
	James Madison	Quarterfinals	13-14	L	GREENVILLE	Bobby Lamb
2005	Nicholls State	First Round	14-12	W	GREENVILLE	Bobby Lamb
	@ Richmond	Quarterfinals	24-20	W	Richmond, Va.	Bobby Lamb
	@ Appalachian State	Semifinals	23-29	L	Boone, N.C.	Bobby Lamb
2006	@ Montana State	First Round	13-31	L	Bozeman, Mont.	Bobby Lamb
2013	@ South Carolina State	First Round	30-20	W	Orangeburg, S.C.	Bruce Fowler
	@ North Dakota State	Quarterfinals	7-38	L	Fargo, N.D.	Bruce Fowler
2017	@ Elon	First Round	28-27	W	Elon, N.C.	Clay Hendrix
	@ Wofford	Second Round	10-28	L	Spartanburg, S.C.	Clay Hendrix



2019 FURMAN PALADINS FOOTBALL / Playoff Summaries



1982 NCAA FCS Playoffs (First Round)
South Carolina State 17, Furman 0
November 27, Greenville, S.C.
Paladin Stadium
Attendance: 13,865



1983 NCAA FCS Playoffs (First Round)
Furman 35, Boston University 16
December 3, Greenville, S.C.
Paladin Stadium
Attendance: 7,879



SOUTH CAROLINA STATE	0	7	7	3	—	17
FURMAN	0	0	0	0	—	0

SCS - Mitchell Graves 2 run (Al Gardner kick) 0:09-2Q 7 - 0
 SCS - Alan Neal 58 interception return (Al Gardner kick) 10:56-3Q 14 - 0
 SCS - Al Gardner 30 FG 1:32-4Q 17 - 0

Rushing: F — Williams 9-33, Bennett 6-27, Jennings 9-18, Charpia 9-7, Drye 2-1, R. Gardner 1-(-2). SCS — Reed 17-87, Graves 20-56, Darby 3-19, Odom 6-15, Gatson 11-12, Burgess 1-2.

Passing: F — Charpia 15-29-2-167. SCS — Gatson 5-16-1-61.

Receiving: F — Capers 6-87, Fox 3-36, Drye 2-20, Borders 2-15, Coppenger 1-8, Bennett 1-1. SCS — Thomas 4-51, Ealy 1-10.

Defense: F — Hall 16, Coatney 16, Quinlan 8 7. SCS — Golden 10, Fulton 10.

	SCS	FUR
First Downs	20	17
Rushing	58-192	36-84
Passing	61	167
C/A/I	5-16-1 15-29-2	15-29-2
Total Offense.....	253	251
Fumbles-Lost.....	1-0	3-3
Penalties.....	6-30	6-53
Punts	7-31.6	6-42.0
Possession Time	34:29	25:31
Third Down Conversions	7-19	3-12
Sacks By-Yards	2-13	0-0

BOSTON UNIVERSITY	0	0	3	13	—	16
FURMAN	7	7	14	7	—	35

F - Chas Fox 8 pass from David Charpia (Keven Esval kick) 5:26-1Q 0 - 7
 F - Stanford Jennings 50 run (Keven Esval kick) 10:52-2Q 0 - 14
 F - Chas Fox 25 pass from David Charpia (Keven Esval kick) 8:35-3Q 0 - 21
 BU - Steve Shapiro 27 FG 5:19-3Q 3 - 21
 F - Dennis Williams 11 run (Keven Esval kick) 4:45-3Q 3 - 28
 F - Billy Risher 20 pass from David Charpia (Keven Esval kick) 12:30-4Q 3 - 35
 BU - Bill Brooks 59 pass from Jim English (Steve Shapiro kick) 10:46-4Q 10 - 35
 BU - Bill Brooks 27 pass from Jim English (pass failed) 0:22-4Q 16 - 35

Rushing: F — Jennings 14-105, Williams 14-86, Smith 4-31, Drye 5-14, Gardner 9-13, Bennett 2-10, Lamb 3-9. BU — Lewis 21-89, Graham 1-1, McLaughlin 1-1, Wilcox 1-1, English 8-(-32).

Passing: F — Charpia 14-22-0-202. BU — English 23-40-0-362.

Receiving: F — Fox 4-77, Wright 2-34, Lee 3-27, Jennings 1-25, Risher 1-20, Bennett 1-13, Borders 1-6, Drye 1-0. BU — Brooks 12-234, Gadbois 3-50, Lewis 4-37, Palazola 1-20, Hartford 2-16, Burke 1-5.

Defense: F — Hurst 9, Coatney 9, Phillips 6, J. Smith 6. BU — Mancini 15, Martin 11.

	BU	FUR
First Downs	22	23
Rushing	32-60	51-268
Passing	362	202
C/A/I	23-40-0	14-22-0
Total Offense.....	422	470
Fumbles-Lost.....	1-1	3-2
Penalties.....	9-61	7-57
Punts	8-34.5	4-35.5
Possession Time	26:09	33:51
Third Down Conversions	9-19	15-21
Sacks By-Yards	0-0	4-47

2019 FURMAN PALADINS FOOTBALL / Playoff Summaries



1983 NCAA FCS Playoffs (Semifinals)
Western Carolina 14, Furman 7
December 10, Greenville, S.C.
Paladin Stadium
Attendance: 13,034



1985 NCAA FCS Playoffs (Quarterfinals)
Furman 59, Rhode Island 15
December 7, Greenville, S.C.
Paladin Stadium
Attendance: 9,454



WESTERN CAROLINA	3	3	0	8	—	14
FURMAN	0	0	7	0	—	7

- F - Chas Fox 8 pass from David Charpia (Keven Esval kick) 5:26-1Q.....0 - 7
- WCU - Dean Biasucci 30 FG 4:12-1Q.....3 - 0
- WCU - Dean Biasucci 52 FG 1:06-2Q.....6 - 0
- F - Dennis Williams 2 run (Keven Esval kick) 10:39-3Q6 - 7
- WCU - Melvin Dorsey 4 run (Eddie West pass from Jeff Gilbert) 6:09-4Q 14 - 7

RHODE ISLAND	3	0	12	0	—	15
FURMAN	17	7	28	7	—	59

- URI - Mike Griffin 26 FG 14:20-1Q..... 3 - 0
- F - Mark Rudder 90 kickoff return (Keven Esval kick) 14:09-1Q 3 - 7
- F - Keven Esval 21 FG 9:08-1Q..... 3 - 10
- F - Kirk Burnett 10 pass from Bobby Lamb (Keven Esval kick) 1:47-1Q..... 3 - 17
- F - John Bagwell 23 run (Keven Esval kick) 13:11-2Q..... 3 - 24
- F - John Bagwell 42 run (Keven Esval kick) 14:40-3Q..... 3 - 31
- F - Larry Grady 9 pass from Bobby Lamb (Keven Esval kick) 12:47-3Q 3 - 38
- F - Russell Rush 27 Interception return (Keven Esval kick) 11:12-4Q..... 3 - 45
- URI - Bob Donfield 3 pass from Tom Ehrhardt (kick blocked) 8:37-3Q..... 9 - 45
- F - Kirk Burnett 50 pass from Bobby Lamb (Keven Esval kick) 7:11-3Q..... 9 - 52
- URI - Tony DiMaggio 1 pass from Tom Ehrhardt (pass failed) 15 - 52
- F - Chris Speaks 10 run (Keven Esval kick) 9:36-4Q 15 - 59

Rushing: F — Jennings 13-25, Williams 7-7, Gardner 2-1, Charpia 5-(-15). W — Dorsey 20-102, Williams 15-40, Jones 4-14, Gilbert 5-(-9).

Passing: F — Charpia 14-33-3-190. W — Gilbert 24-45-2-202.

Receiving: F — Risher 5-94, Borders 5-48, Wright 4-48. W — Rasheed 7-68, Williams 4-12, Delamp 3-34, Heston 3-17, Jones 2-28, West 2-12, Carmichael 2-11, Kiser 1-20.

Defense: Coatney 16, Hurst 15, Baber 11. WCU — Abraham 9, Jones 6, Dukes 6, Marshall 6, Cooper 6.



Rushing: F — Jager 13-83, Bagwell 6-60, Drye 10-37, Speaks 7-33, Goldsmith 5-24, Rudder 1-23, Wilkinson 9-23, Lamb 7-10. URI — Morris 6-29, Ehrhardt 2-14.

Passing: F — Lamb 6-12-0-115, Bagwell 0-1-0-0, Moore 0-1-0-0. URI — Ehrhardt 39-78-6-494, Farland 5-11-1-33, Donnelly 1-1-0-5.

Receiving: F — Burnett 2-60, Grady 2-19, Bagwell 1-23, Drye 1-13. URI — Reilly 8-141, DiMaggio 9-128, Forster 6-114, Morrill 6-36, Morris 6-36, Donfield 5-44, Muse 2-25, Pratt 2-3, Rocha 1-5.

Defense:

	WCU	FUR
First Downs.....	24	12
Rushing	44-147	27-18
Passing	202	190
C/A/I.....	24-45-2	14-33-3
Total Offense.....	349	208
Fumbles-Lost.....	2-1	3-1
Penalties.....	8-47	8-53
Punts	6-43.6	10-39.3
Possession Time	34:42	25:18
Third Down Conversions	6-18	3-13
Sacks By-Yards	2-1	1-18

	URI	FUR
First Downs.....	27	19
Rushing	8-29	58-312
Passing	532	115
C/A/I.....	45-90-7	6-14-0
Total Offense.....	537	408
Fumbles-Lost.....	3-2	1-0
Penalties.....	4-40	6-41
Punts	4-40.0	6-41.0
Possession Time	26:11	33:19
Third Down Conversions		
Sacks By-Yards		

2019 FURMAN PALADINS FOOTBALL / Playoff Summaries



1985 FCS Playoffs (Semifinals)
Furman 35, Nevada-Reno 12
December 14, Greenville, S.C.
Paladin Stadium
Attendance: 10,461



NEVADA.....	0	6	0	6	—	12
FURMAN.....	7	14	7	7	—	35

- F - John Bagwell 6 run (Keven Esva kick) 0:39-1Q 7 - 0
- F - Chris Speaks 4 pass from Bobby Lamb (Keven Esva kick) 12:22-2Q..... 14 - 0
- F - Bobby Lamb 16 run (Keven Esva kick) 3:18-2Q..... 21 - 0
- N - Bryan Calder 14 pass from Eric Beavers (kick failed) 0:15-2Q..... 21 - 6
- F - John Drye 4 run (Keven Esva kick) 9:30-3Q..... 28 - 6
- N - Charves Foger 1 run (run failed) 7:03-4Q..... 28 - 12
- F - John Bagwell 43 run (Keven Esva kick) 3:55-4Q 35 - 12

Rushing: F — Bagwell 18-98, Jager 11-66, Drye 13-45, Lamb 8-14, Wilkinson 4-14, Goldsmith 2-14. N — Foger 15-24, Beavers 4-5, Seybold 1-3, Stanley 1-1, Gooden 3-0.

Passing: F — Lamb 7-13-0-83. N — Beavers 25-52-4-308, Stanley 1-2-0-5.

Receiving: F — Grady 2-38, Coppenger 2-24, Speaks 1-11, Drye 1-10. N — Calder 9-133, Ivery 9-95, Sales 1-37. Threde 4-32, Gooden 3-20, Floyd 1-(-3).

Defense: F — Squire 12, Rush 9, Blankenship 8. N — Lmmori 14, McVeigh 12, Rolling 9.

	NEV	FUR
First Downs.....	17	17
Rushing.....	24-33	57-286
Passing.....	313	83
C/A/I.....	26-54-4	7-13-0
Total Offense.....	346	369
Fumbles-Lost.....	3-3	6-5
Penalties.....	5-32	9-59
Punts.....	4-29-3	5-22-0
Possession Time.....	25:04	34:56
Third Down Conversions.....	7-16	7-18
Sacks By-Yards.....	0-0	1-8

1985 NCAA FCS Playoffs (Championship)
Georgia Southern 44, Furman 42
December 21, Tacoma, Wash.
Diamond Bowl
Attendance: 5,306



FURMAN.....	7	14	7	14	—	42
GEORGIA SOUTHERN.....	0	6	22	16	—	44

- F - John Bagwell 1 run (Keven Esva kick) 2:50-1Q..... 7 - 0
- GS - Tim Foley 44 FG 13:33-2Q..... 7 - 3
- F - John Bagwell 9 run (Keven Esva kick) 8:22-2Q..... 14 - 3
- GS - Tim Foley 33 FG 3:08-2Q..... 14 - 6
- F - Bobby Lamb 10 run (Keven Esva kick) 0:56-2Q..... 21 - 6
- F - Larry Grady 33 pass from Bobby Lamb (Keven Esva kick) 10:57-3Q..... 28 - 6
- GS - Monty Sharpe 24 pass from Tracy Ham (Tracy Ham run) 6:51-3Q..... 28 - 14
- GS - Frankie Johnson 40 pass from Tracy Ham (Tim Foley kick) 4:35-3Q..... 28 - 21
- GS - Gerald Harris 52 run (Tim Foley kick) 2:28-3Q..... 28 - 28
- GS - Maurice Barron 12 pass from Tracy Ham (Tim Foley kick) 12:21-4Q..... 28 - 35
- F - John Bagwell 7 run (Keven Esva kick) 7:51-4Q..... 35 - 35
- GS - Tim Foley 39 FG 3:37-4Q..... 35 - 38
- F - John Bagwell 4 run (Keven Esva kick) 1:32-4Q..... 42 - 38
- GS - Frankie Johnson 13 pass from Tracy Ham (kick failed) 0:10-4Q..... 42 - 44

Rushing: F — Bagwell 15-73, Jager 8-64, Drye 9-59, Goldsmith 5-50, Lamb 8-42. GS — G. Harris 10-92, Ham 19-90, R. Harris 7-23, Johnson 3-10, Barron 1-6.

Passing: F — Lamb 14-22-0-210. GS — Ham 23-37-1-419.

Receiving: F — Grady 3-67, Speaks 3-53, Jager 1-26, Burnett 2-22, Rudder 1-15, Lee 1-12, Bagwell 1-9, Goldsmith 1-6. GS — Johnson 7-148, Belser 6-111, Sharpe 3-74, Barron 2-28, Little 1-26, R. Harris 3-23, G. Harris 1-9.

Defense: F — Blankenship 11, Squire 10, Moody 5. Durham 8, Jenkins 8, Carper 7.

	FUR	GSU
First Downs.....	28	28
Rushing.....	45-288	40-221
Passing.....	210	419
C/A/I.....	14-22-0	23-37-1
Total Offense.....	498	640
Fumbles-Lost.....	0-0	1-0
Penalties.....	3-40	12-98
Punts.....	4-37-8	1-34-0
Possession Time.....	28:27	31:33
Third Down Conversions.....	6-11	9-16
Sacks By-Yards.....	1-5	1-9

2019 FURMAN PALADINS FOOTBALL / Playoff Summaries



1986 NCAA FCS Playoffs (First Round)
Eastern Kentucky 23, Furman 10
November 29, Greenville, S.C.
Paladin Stadium
Attendance: 7,424



EASTERN KENTUCKY	3	10	7	3	—	23
FURMAN	7	0	3	0	—	10

- EK - Dale Dawson 28 FG 9:06-1Q 3 - 0
- F - Bill Duncan 5 pass from Chris Speaks (Mike Wood kick) 3:50-1Q 3 - 7
- EK - Dale Dawson 36 FG 8:24-2Q 6 - 7
- EK - Oscar Angulo 9 pass from Mike Whitaker (Dale Dawson kick) 1:38-2Q 13 - 7
- F - Mike Wood 42 FG 8:55-3Q 13 - 10
- EK - Mike Cadore 39 pass from Mike Whitaker (Dale Dawson kick) 6:48-3Q 20 - 10
- EK - Dale Dawson 30 FG 1:32-4Q 23 - 10

Rushing: F — Gardner 15-95, Bell 6-37, Smith 5-20, Goldsmith 6-15, Rudder 1-3, Swilling 1-3, Speaks 9-1. EK — Bohler 15-78, Parks 11-68, Crawford 13-54, Hensley 6-25, Cadore 1-6, Davis 1-3, Whitaker 2-(-15).

Passing: F — Speaks 12-27-3-146, Burnett 0-1-0-0. EK — Whitaker 8-15-1-123.

Receiving: F — Burnett 3-50, Smith 4-36, Brown 1-27, Day 1-16, Rudder 1-11, Duncan 1-5, Gardner 1-1. EK — Angulo 3-41, Cadore 1-39, Draudt 1-25, Parks 1-8, Crawford 1-6, Blount 1-4.

Defense: F — Squire 13, Gardner 12, Blankenship 11, Allison 10. EK — Jones 7, Harvey 7, Guyton 7.

	EKU	FUR
First Downs.....	22	19
Rushing.....	49-218	43-174
Passing.....	123	146
C/A/I.....	8-15-1	12-28-3
Total Offense.....	341	320
Fumbles-Lost.....	1-0	4-1
Penalties.....	7-51	6-50
Punts.....	4-40.5	3-37.6
Possession Time.....	30:47	29:13
Third Down Conversions.....	6-14	8-16
Sacks By-Yards.....	2-9	1-13



1988 NCAA FCS Playoffs (First Round)
Furman 21, Delaware 7
November 26, Greenville, S.C.
Paladin Stadium
Attendance: 7,487



DELAWARE	0	7	0	7	—	7
FURMAN	7	6	0	8	—	21

- F - Frankie DeBusk 3 run (Glenn Connally kick) 11:48-1Q..... 0 - 7
- F - Glenn Connally 19 FG 13:31-2Q 0 - 10
- D - John Yergey 19 pass from David Sierer (Don O'Brien kick) 6:18-2Q 7 - 10
- F - Glenn Connally 24 FG 0:25-2Q 7 - 13
- F - John Bagwell 1 run (George Quarles pass from Frankie DeBusk) 12:07-4Q 7 - 21



Rushing: F — Bagwell 4-72, Daugherty 16-54, Sterling 12-39, DeBusk 14-36, Stockdale 3-15, Harris 3-3. D — Knight 17-82, Holmes 9-33, Sydnor 2-16, Healy 5-15, Sierer 8-12, Seville 3-8.

Passing: F — DeBusk 7-19-0-92. D — Sierer 14-34-3-153.

Receiving: F — Key 2-44, Clardy 2-21, Bagwell 1-13, Swilling 1-10, Sterling 1-4. D — Knight 2-40, Anderson 4-36, Yergey 2-28, Healy 3-24, Gilman 1-11, Seville 1-9, Sydnor 1-5.

Defense: F — Blankenship 21, Kendrick 11, Dixon 8, Hall 8. D — Eller 12, Boosard 10, Ringeon 9.

	UD	FUR
First Downs.....	17	14
Rushing.....	44-166	52-219
Passing.....	153	92
C/A/I.....	14-34-3	7-19-0
Total Offense.....	319	311
Fumbles-Lost.....	2-1	6-1
Penalties.....	3-40	2-25
Punts.....	6-41.5	8-41.6
Possession Time.....	27:32	32:28
Third Down Conversions.....	7-19	4-17
Sacks By-Yards.....	2-6	1-6

2019 FURMAN PALADINS FOOTBALL / Playoff Summaries



1988 NCAA FCS Playoffs (Quarterfinals)
 Furman 13, Marshall 9
 December 3, Huntington, W.Va.
 Fairfield Stadium
 Attendance: 16,820



FURMAN.....	0	7	0	6	—	13
MARSHALL.....	0	0	6	3	—	9

F - George Quarles 42 pass from Frankie DeBusk (Glenn Connally kick) 0:35-2Q..... 7 - 0
 M - Mike Barber 63 pass from John Gregory (kick failed) 5:59-3Q..... 7 - 6
 M - Dewey Klein 49 FG 13:33-4Q..... 7 - 9
 F - Dwight Sterling 1 run (pass failed) 2:09-4Q..... 13 - 9



Rushing: F — Sterling 22-105, Bagwell 14-74, DeBusk 17-33. M — Darby 19-56, Gregory 6-6, Caton 2-4.
Passing: F — DeBusk 8-21-1-159. M — Gregory 20-36-0-301.
Receiving: F — Lipscomb 3-45, Quarles 1-42, Swilling 2-40, Bagwell 2-32. M — Barber 6-130, Hammond 1-47, Darby 6-43, Doctor 3-31, Caton 2-21, Ihnat 1-20, Motley 1-9.
Defense: F — Blankenship 17, Kendrick 6, Dixon 5, Turner 5, Webber 5. M — O'Dell 13, Spellacy 12, Green 11.

	FUR	MU
First Downs.....	21	15
Rushing.....	53-212	27-66
Passing.....	159	301
C/A/I.....	8-21-1	20-36-0
Total Offense.....	371	367
Fumbles-Lost.....	0-0	0-0
Penalties.....	6-51	8-75
Punts.....	8-38.8	9-28.9
Possession Time.....	34:40	25:20
Third Down Conversions.....	7-17	3-14
Sacks By-Yards.....	2-13	3-16




1988 NCAA FCS Playoffs (Semifinals)
 Furman 38, Idaho 7
 December 10, Greenville, S.C.
 Paladin Stadium
 Attendance: 11,645



IDAHO.....	0	0	0	7	—	7
FURMAN.....	7	3	21	7	—	38

F - John Bagwell 2 run (Glenn Connally kick) 7:26-1Q..... 7 - 0
 F - Glenn Connally 37 FG 1:22-2Q..... 10 - 0
 F - Bobby Daugherty 12 run (Glenn Connally kick) 10:37-3Q..... 17 - 0
 F - Billy Stockdale 13 run (Glenn Connally kick) 7:55-3Q..... 24 - 0
 F - Greg Key 1 pass from Frankie DeBusk (Glenn Connally kick) 5:32-3Q..... 31 - 0
 F - Richie Harris 1 run (Glenn Connally kick) 7:57-4Q..... 38 - 0
 I - Rene Barton 7 run (Thyane Doyle kick) 0:20-4Q..... 38 - 7



Rushing: F — Bagwell 12-81, Sterling 9-57, DeBusk 12-43, Daugherty 7-37, Stockdale 8-33, Sherwood 3-28, Harris 5-24, Baynes 1-5. I — Daniels 11-57, Barton 6-25, Amos 2-9, Beittia 7-(12).
Passing: F — DeBusk 6-8-0-55. I — Beittia 15-36-1-149, Nolan 3-4-1-22.
Receiving: F — Key 2-26, Bagwell 3-22, Quarles 1-7. I — Jackson 3-48, Jake 3-45, Davis 2-29, Allen 2-22, Dunn 1-19, Slater 2-15, Daniels 2-1.
Defense: F — Blankenship 8, Sexton 6, Kiernan 6. I — Jerry Medved 14, Jim Medved 13, Pleas 13, Smith 12.

	UI	FUR
First Downs.....	16	18
Rushing.....	26-79	57-308
Passing.....	171	55
C/A/I.....	18-40-2	6-10-0
Total Offense.....	250	363
Fumbles-Lost.....	1-1	0-0
Penalties.....	4-32	2-10
Punts.....	6-28.3	4-38.8
Possession Time.....	27:40	32:20
Third Down Conversions.....	5-14	5-12
Sacks By.....	1	4



1988 NCAA FCS National Championship — Furman 17, Georgia Southern 12 December 17, 1988, Milton Holt Arena, Attendance: 9,714



POCATELLO, IDAHO — Nowhere in the pre-season Top 20 and picked to finish fourth in the Southern Conference, the Furman Paladins capped the greatest season in school football history by downing Georgia Southern, 17-12, on national television to win the 1988 NCAA I-AA national championship.

With memories of the 44-42 loss to the Eagles in the 1985 championship game on the minds of many, Furman, and in particular the Paladin defense, saw to it that there would be no miracle comeback for Georgia Southern this time around. An interception by Jeff Blankenship in the game's final seconds made sure of it, as did the Paladins' control of the line of scrimmage, as Furman effectively shut down one of the nation's leading ground games, limiting Georgia Southern to just 134 yards rushing and 198 total yards.

Despite being outclassed on both sides of the football, the Eagles hung tough with superior special teams play, which nearly delivered to Georgia Southern a third national championship in four years.

Furman went to the air with success on the game's first play. Disguising an option to the right side, Paladin quarterback Frankie DeBusk rolled back at the last second and hit a wide open Donald Lipscomb for a 48-yard gain to the Eagle 32. Three plays later, however, the Paladins turned it over when tailback John Bagwell fumbled while attempting a simple shift of the football in his arms.

Starting at its 27, Georgia Southern moved 36 yards in nine plays to the Furman 37. From there the Eagles got on the board first when David Cool split the uprights from 55 yards out to put Georgia Southern ahead 3-0 with 7:13 to go in the first quarter.


On its second possession, Furman flexed its offensive muscle with strong running and timely passing en route to its first score. Moving 88 yards in 13 plays, the Paladins proved they could handle the Eagles up front. A 19-yard strike from Frankie DeBusk to tight end Greg Key and Glen Connally's PAT gave the Paladins a 7-3 lead with 0:54 to go in the opening period.

Early in the second quarter the Paladins failed to convert on two excellent scoring opportunities. Following a Jeff Blankenship interception at the Georgia Southern 13, Furman turned to tailback Bobby Daugherty, who promptly ripped 11 yards out of the heart of Southern's defense. The Paladins would get no closer, however, as Furman lost 11 yards on the next two plays and then suffered its second turnover when Frankie DeBusk's pass was picked off in the end zone by the Eagles' Kevin Whitley.

Thanks to solid defensive work, including a tackle by Dean Williams for a loss of seven yards and a short Eagle punt, Furman opened its next drive at the Georgia Southern 42. Using an 8-yard run by Dwight Sterling and a 22-yard burst by Daugherty, the Paladins advanced to the Eagle 9, but Georgia Southern's defense again stiffened and turned the Paladins away when the Eagles' Mark Giles blocked Glen Connally's 27-yard field goal attempt.

After Georgia Southern missed a 48-yard field goal try, Furman was able to stretch its lead to 10-3 with a 36-yard field goal by Glen Connally with barely over a minute remaining in the first half.

There were only three possessions in the third stanza and two of them netted points. On its first series of the second half, Georgia Southern used 16 plays to move just 29 yards, but that was good enough for placekicker David Cool, who knocked home his second field goal of the contest, this time from 48 yards out to cut Furman's lead to 10-6 at the 5:07 juncture.



Furman turned the tables on Georgia Southern in 1988 with a 17-12 win over the Eagles to claim the NCAA I-AA national championship.

Furman answered the Eagle score by marching 80 yards behind the running of fullback Dwight Sterling and tailback John Bagwell. A 24-yard run by Sterling on the drive's second play carried the Paladins to their 49. From there Furman turned primarily to Bagwell, who on three carries netted 31 yards. From the Eagle 8, the Paladins called Sterling's number twice, and on his second attempt, behind a solid block from center Steve Duggan, he scored on a 5-yard dive up the middle. The PAT with 0:38 to go in the quarter increased Furman's lead to 17-6.

What appeared to be a safe lead with the nation's best defense was quickly placed in jeopardy early in the fourth quarter when the Eagles' Mark Giles blocked a Bruce Leicht punt and returned it 30 yards for a touchdown with 12:24 to go. Georgia Southern's critical two-point conversion pass failed, but Furman's lead was only 17-12.

With momentum, Georgia Southern stuffed Furman on its next two possessions and took over at the Paladin 40 with 7:14 to go following a short punt. Moving in for what looked like the go-ahead score, the Eagles, who in 1985 made all the key plays down the stretch in a win over Furman, committed a huge mistake when quarterback Raymond Gross failed to tuck the ball away on an option keeper. Hit by defensive end Kelly Fletcher, Gross watched the ball squirt loose and Furman's Wade Sexton recover it at the 2-yard line.

Its life again spared by its defense, Furman turned to its offense to work out the hole. In two plays the Paladin front cleared the way for fullback Billy Stockdale, who reeled off runs of 11 and 17 yards to Furman 30. From the 38, Bruce Leicht came through with his biggest punt of the game, a 48-yarder to the Eagle 14.

With the clock winding down, Georgia Southern turned to the air, but there to stop him was a Furman defense that smelled victory. After an exchange of possessions, the Eagles got one last chance, but All-America linebacker Jeff Blankenship slammed the door by stepping in front of a Raymond Gross pass at the Eagle 33 to preserve the win and give Furman its first national

championship.

Notes: Freshman nose guard Allen Edwards was brilliant in the second start of his career, recording five tackles and a hit-for-loss against two-time Eagle All-America Dennis Franklin. Approximately 800 Furman fans accompanied the team on the over 2,000-mile trip to Pocatello. The national championship was the first by a Southern Conference team. On Jan. 16, 1989, Greenville honored the national championship Paladins with a parade in downtown Greenville that was attended by approximately 20,000 people, including Governor Carroll Campbell, former governor Richard Riley, and United States Senator Strom Thurmond. On Feb. 15, 1989, Furman's national championship team was honored by a joint session of the South Carolina General Assembly and by visiting President George Bush.

GA. SOUTHERN	3	0	3	6	—	12
FURMAN	7	3	7	0	—	17

- GS — David Cool 55 FG 7:13-1Q
- F — Greg Key 19 pass from Frankie DeBusk (Glen Connally kick) 9:54-1Q
- F — Glen Connally 36FG 1:09-2Q
- GS — David Cool 48 FG 5:07-3Q
- F — Dwight Sterling 5 run (Glen Connally kick) 0:38-3Q
- GS — Mark Giles 30 return of blocked punt (pass failed) 12:24-4Q

Rushing: F — Sterling 12-70, Bagwell 14-67, Daugherty 8-61, Stockdale 8-44. GS — Ross 15-58, Gross 27-50, Johnson 4-14, Thompson 3-4.

Passing: F — DeBusk 7-11-1-124. GS — Gross 5-17-2-64.

Receiving: F — Lipscomb 3-58, Swilling 1-26, Key 1-19, Bagwell 1-14. GS — Belser 2-26, Worsham 2-25, Johnson 1-13.

Defense: F — Blankenship 13, Kendrick 12, Fletcher 11. GS — Smith 15, Alford 14, Sharpe 12.

	FUR	GSU
First Downs	17	14
Rushing	54-231	52-134
Passing	124	64
C/A/I	7-11-1	5-17-2
Total Offense	335	198
Fumbles-Lost	2-1	5-1
Penalties	5-34	3-27
Punts	5-32.2	4-47.3
Possession Time	33:09	26:51
Third Down Conversions	3-13	3-16
Sacks By-Yards	4-19	3-13

2019 FURMAN PALADINS FOOTBALL / Playoff Summaries



1989 NCAA FCS Playoffs (First Round)
 Furman 24, William & Mary 10
 November 25, Greenville, S.C.
 Paladin Stadium
 Attendance: 8,642



WILLIAM & MARY	0	7	3	0	—	10
FURMAN	14	3	0	7	—	24

- F - Frankie DeBusk 54 run (Glenn Connally kick) 12:49-1Q 7 - 0
- F - Frankie DeBusk 20 run (Glenn Connally kick) 6:00-1Q 7 - 0
- F - Glen Connally 23 FG 14:12-2Q 17 - 0
- W&M - Tyrone Shelton 3 run (Steve Christie kick) 10:37-2Q 17 - 7
- W&M - Steve Christie 34 FG 0:38-3Q 17 - 10
- F - Carl Tremble 11 run (Glen Connally kick) 10:55-4Q 24 - 10

Rushing: F — Tremble 28-115, DeBusk 3-83, Sterling 12-58, Baynes 12-35, Harris 2-15, Stockdale 2-8. W&M — Shelton 14-84, Compher 1-24, Green 7-18, Argo 10-4, Williams 1-2, Hakel 1-(-12).

Passing: F — DeBusk 4-5-0-39, Baynes 3-6-0-39. W&M — Argo 13-21-1-116, Hakel 2-5-0-22.

Receiving: F — Stephens 3-31, Clardy 2-22, Lipscomb 1-17, Tremble 1-8. W&M — Green 7-57, Kingsfield 3-37, Hogarth 2-28, Shiffler 1-6, Shelton 1-5, Polhemus 1-5.

Defense: F — Suttle 12, Quarles 9, Fletcher 8, Roper 8. W&M — Hughes 12, Muse 10, Davis 8.

	W&M	FUR
First Downs	23	16
Rushing	34-120	59-314
Passing	138	78
C/A/I	15-26-1	7-11-0
Total Offense.....	258	392
Fumbles-Lost.....	0-0	0-0
Penalties.....	4-45	2-17
Punts	6-40.5	7-39.6
Possession Time	26:45	33:15
Third Down Conversions	4-14	3-13
Sacks By-Yards	1-8	5-31



1989 NCAA FCS Playoffs (Quarterfinals)
 Furman 42, Youngstown State 23
 December 2, Greenville, S.C.
 Paladin Stadium
 Attendance: 8,033



YOUNGSTOWN STATE.....	13	3	0	7	—	23
FURMAN	7	14	14	7	—	42

- Y - Robert Fozkos 41 FG 12:14-1Q 3 - 0
- Y - Robert Fozkos 43 FG 6:38-1Q 6 - 0
- F - Patrick Baynes 53 run (Glen Connally kick) 5:49-1Q 6 - 7
- Y - Steve Jones 1 run (Robert Fozkos kick) 3:07-1Q 13 - 7
- F - Patrick Baynes 15 run (Glen Connally kick) 14:29-2Q 13 - 14
- F - Brad Stephens 27 blocked punt return (Glen Connally kick) 11:36-2Q 13 - 21
- Y - Robert Fozkos 34 FG 0:09-2Q 16 - 21
- F - Carl Tremble 25 run (Glen Connally kick) 9:34-3Q 16 - 28
- F - Billy Stockdale 16 run (Glen Connally kick) 6:47-3Q 16 - 35
- F - Carl Tremble 5 run (Glen Connally kick) 5:34-4Q 15 - 42
- Y - Archie Herring 2 run (Robert Fozkos kick) 1:14-4Q 23 - 42

Rushing: F — Tremble 14-134, Baynes 11-131, Stockdale 13-58, Harris 1-7, Whitmire 2-2, Sherwood 1-2. Y — Jones 21-71, Herring 17-64, Davis 3-21, Hawkins 5-19, Isaac 14-9.

Passing: F — Baynes 4-9-3-71. Y — Isaac 16-30-1-225.

Receiving: F — Key 2-46, Clardy 1-17, Lipscomb 1-8. Y — Davis 4-100, Ellington 5-61, Bibent 2-31, Jones 4-19, Roberts 1-14.

Defense: F — Ballard 16, Suttle 15, Roper 9, Fletcher 9. YSU — Cochran 9, Soltis 8, Matakovich 8.

	YSU	FUR
First Downs	25	20
Rushing	60-184	42-334
Passing	225	71
C/A/I	16-30-1	4-9-3
Total Offense.....	409	405
Fumbles-Lost.....	3-2	2-1
Penalties.....	3-31	4-18
Punts	4-27.3	2-40.5
Possession Time	33:54	26:06
Third Down Conversions	10-19	3-8
Sacks By.....	1	3

2019 FURMAN PALADINS FOOTBALL / Playoff Summaries



1989 NCAA FCS Playoffs (Semifinals)
Stephen F. Austin 21, Furman 19
December 9, Greenville, S.C.
Paladin Stadium
Attendance: 7,015



S.F. AUSTIN	14	7	0	0	—	21
FURMAN	0	7	0	12	—	19

SFA - Dave Kelly 34 pass from Todd Hammel (Chuck Rawlinson kick) 7:41-1Q..... 7 - 0
 SFA - Joe Bradford 5 pass from Todd Hammel (Chuck Rawlinson kick) 3:47-1Q..... 14 - 0
 F - Don Clardy 23 pass from Patrick Baynes (Glen Connally kick) 11:37-2Q..... 14 - 7
 SFA - Larry Centers 14 run (Chuck Rawlinson kick) 7:26-2Q..... 21 - 7
 F - Billy Stockdale 1 run (kick failed) 13:22-4Q 21 - 13
 F - Billy Stockdale 1 run (run failed) 0:19-4Q..... 21 - 19

Rushing: F — Tremble 16-105, Stockdale 16-63, Baynes 17-58, Stephens 2-32, Sherwood 1-3. SFA — Centers 28-131, Landry 1-3. Dumes 1-(-1), Hammel 7-(-5), Jackson 1-(-7).

Passing: F — Baynes 9-23-3-125. Y — Hammel 15-39-2-224.

Receiving: F — Clardy 3-48, Lipscomb 3-45, Stephens 1-13, Love 1-10, Key 1-9. SFA — Kelley 8-141, Bradford 3-43, Centers 1-15, Wright 1-13, Jackson 1-8, Landry 1-4.

Defense: Suttle 14, Roper 13, Kendrick 9. SFA — Whitmore 16, Owens 9, Speaks 8.

	SFA	FUR
First Downs	20	20
Rushing	38-121	52-261
Passing	224	125
C/A/I	15-39-2	9-23-3
Total Offense.....	345	386
Fumbles-Lost.....	2-1	2-1
Penalties.....	5-45	2-11
Punts	8-40.1	5-32.8
Possession Time	28:38	31:22
Third Down Conversions	11-21	5-16
Sacks By.....	0	1



1990 NCAA FCS Playoffs (First Round)
Furman 45, Eastern Kentucky 17
November 24, Richmond, Ky.
Roy Kidd Stadium
Attendance: 4,528



FURMAN	7	10	7	21	—	45
EASTERN KENTUCKY	3	7	0	7	—	17

F - Billy Stockdale 27 run (Glen Connally kick) 5:46-1Q..... 7 - 0
 EK - Todd Duffy 42 FG 0:54-1Q..... 7 - 3
 F - Carl Tremble 34 run (Glen Connally kick) 11:51-2Q..... 14 - 3
 F - Glen Connally 29 FG 8:19-2Q..... 17 - 3
 EK - Leon Brown 19 run (Todd Duffy kick) 0:31-2Q 17 - 10
 F - Frankie DeBusk 8 run (Glen Connally kick) 10:27-3Q 24 - 10
 EK - Tim Lester 1 run (Todd Duffy kick) 12:59-4Q..... 24 - 17
 F - D. Lipscomb 69 pass from F. DeBusk (Glen Connally kick) 12:44-4Q..... 31 - 17
 F - Paul Siffri 4 pass from Frankie DeBusk (Glen Connally kick) 3:23-4Q..... 38 - 17
 F - Billy Whitley 34 run (Glen Connally kick) 0:41-4Q..... 45 - 17

Rushing: F — Tremble 19-140, Stockdale 14-69, Whitley 3-43, Brownstead 4-29, DeBusk 8-13. EK — Lester 22-111, Brown 6-47, Berkhalter 3-23, Smith 5-19, Crenshaw 7-16, Burkhead 1-3, McCollum 1-0.

Passing: F — DeBusk 13-19-0-292, Swilling 0-1-0-0. EK — Crenshaw 12-22-2-162, Berkhalter 0-3-0-0.

Receiving: F — Lipscomb 4-153, Whitmire 1-80, Siffri 4-35, Tremble 3-17, Stephens 1-7. EK — Ware 4-83, Moses 2-25, Brown 1-21, Lester 2-13, McCollum 1-8, Woods 1-7, Gillis 1-5.

Defense: F — Kendrick 10, Johnson 8, Beavers 8. EK — Blount 14, Kolnick 10, Thompson 9.

	FUR	EKU
First Downs	21	19
Rushing	48-294	45-219
Passing	292	162
C/A/I	13-20-0	12-25-2
Total Offense.....	586	381
Fumbles-Lost.....	3-1	6-1
Penalties.....	5-25	3-26
Punts	2-30.0	4-37.0
Possession Time	28:45	31:15
Third Down Conversions	6-13	7-16
Sacks By-Yards	0-0	1-3

2019 FURMAN PALADINS FOOTBALL / Playoff Summaries



1990 NCAA FCS Playoffs (Quarterfinals)
 Nevada 42, Furman 35 (30T)
 December 1, Reno, Nevada
 Mackey Stadium
 Attendance: 11,519



FURMAN.....	7	0	21	0	0	7	0	—	35
NEVADA.....	0	13	0	15	0	7	7	—	42

- F - Carl Tremble 40 run (Glen Connally kick) 7:09-1Q..... 7 - 0
- N - Ray Whalen 33 run (Kevin McKelvie kick) 14:06-2Q..... 7 - 7
- N - Kevin McKelvie 20 FG 7:31-2Q..... 7 - 10
- N - Kevin McKelvie 20 FG 1:27-2Q..... 7 - 13
- F - Billy Stockdale 3 run (Glen Connally kick) 5:35-3Q..... 14 - 13
- F - Brad Stephens 40 pass from Frankie DeBusk (Glen Connally kick) 3:01-3Q..... 21 - 13
- F - Brad Stephens 40 pass from Frankie DeBusk (Glen Connally kick) 1:16-3Q..... 28 - 13
- N - Ray Whalen 1 run (Kevin McKelvie kick)..... 28 - 20
- N - Ross Ortega 13 pass from Chris Vargas (Joe King pass from Vargas) 0:16-4Q... 28 - 28
- F - Billy Stockdale 13 run (Glen Connally kick) 2OT..... 35 - 28
- N - Ray Whalen 1 run (Kevin McKelvie kick) 2OT..... 35 - 35
- N - Ray Whalen 1 run (Kevin McKelvie kick) 3OT..... 35 - 42

Rushing: F — Tremble 13-103, Stockdale 26-103, DeBusk 12-28. N — Whalen 34-122, Smith 3-2, Vargas 3-0, Gatlin 7-(-9).

Passing: F — DeBusk 7-20-1-101. N — Gatlin 26-48-1-337, Vargas 13-19-1-159.

Receiving: F — Stephens 3-60, Siffri 2-25, Whitmire 1-12, Tremble 1-4. N — Ortega 15-247, Taylor 14-171, King 2-30, Benning 2-19, Whalen 2-17, Williams 1-12, Washington 2-0.

Defense: F — Kendrick 17, Bell 8, Beavers 7, Quarles 7. N — Clifton 11, Drahos 9, Amantia 9, Marion 8, Kairy 8.

	FUR	NEV
First Downs.....	13	31
Rushing.....	53-234	47-115
Passing.....	101	496
C/A/I.....	7-20-1	39-67-2
Total Offense.....	335	611
Fumbles-Lost.....	2-1	2-2
Penalties.....	7-67	10-101
Punts.....	8-36.0	6-33.5
Possession Time.....	20:34	39:26
Third Down Conversions.....	7-15	10-25
Sacks By-Yards.....	2-20	2-17



1996 NCAA FCS Playoffs (First Round)
 Furman 42, Northern Arizona 31
 November 30, Flagstaff, Ariz.
 Walkup Skydome
 Attendance: 8,700



FURMAN.....	7	0	14	21	—	42
NORTHERN ARIZONA.....	7	14	0	10	—	31

- F - Ernest Crosby 46 run (Jason Wells kick) 13:14-1Q..... 7 - 0
- NA - Archie Amerson 5 run (Mark Jagodzinski kick) 7:19-2Q..... 7 - 7
- NA - Mark Jagodzinski 39 FG 7:19-2Q..... 7 - 10
- NA - Mark Jagodzinski 30 FG 1:40-2Q..... 7 - 13
- NA - Ricky Pearsall 22 pass from Travis Brown (Pearsall pass from Brown) 0:47-2Q..... 7 - 21
- F - Ernest Crosby 6 run (Jason Wells kick) 7:24-3Q..... 14 - 21
- F - Des Kitchings 70 pass from Braniff Bonaventure (Jason Wells kick) 4:57-3Q..... 21 - 21
- NA - Tyler McDonnell 9 run (Mark Jagodzinski kick) 12:17-4Q..... 21 - 28
- NA - Mark Jagodzinski 32 FG 6:19-4Q..... 21 - 31
- F - Jody Wade 8 pass from Braniff Bonaventure (Jason Wells kick) 4:24-4Q..... 28 - 31
- F - Jody Wade 10 pass from Braniff Bonaventure (Jason Wells kick) 0:31-4Q..... 35 - 31
- F - Bernard Scott 34 interception return (Jason Wells kick) 0:15-4Q..... 42 - 31

Rushing: F — Crosby 10-66, Moore 11-36, Cerqua 8-27, Clark 5-22, Bonaventure 8-19, Broughton 1-1. NA — Amerson 30-206, McDonnell 6-22, Galbreath 1-8, Brown 6-(-29).

Passing: F — Bonaventure 14-24-1-207. NA — Brown 23-46-2-260.

Receiving: F — Broughton 6-59, Cole 3-48, Wade 2-18, Clark 2-12, Kitchings 1-70. NA — St. Paul 6-72, Warner 4-52, Pearsall 3-40, Lemos 3-39, Amerson 3-20, Galbreath 1-12, Weske 1-10, Flores 1-8, Black 1-7.

Defense: Scott 18, Ruff 13, Jackson 11, Thier 10. NA — Kolkman 12, Crissup 7.

	FUR	NA
First Downs.....	22	32
Rushing.....	43-171	43-207
Passing.....	207	260
C/A/I.....	14-24-1	23-46-2
Total Offense.....	378	467
Fumbles-Lost.....	3-2	1-1
Penalties.....	7-48	8-68
Punts.....	5-40.6	4-41.8
Possession Time.....	28:10	31:50
Third Down Conversions.....	7-14	4-13
Sacks By-Yards.....	5-	3-

2019 FURMAN PALADINS FOOTBALL / Playoff Summaries



1996 NCAA FCS Playoffs (Quarterfinals)
 Marshall 54, Furman 0
 December 7, Huntington, W.Va.
 Marshall Stadium
 Attendance: 14,096



1999 NCAA FCS Playoffs (First Round)
 Massachusetts 30, Furman 23 (OT)
 November 27, Greenville, S.C.
 Paladin Stadium
 Attendance: 7,215



FURMAN	0	0	0	0	—	0
MARSHALL	14	10	16	14	—	54

MASSACHUSETTS	7	3	13	0	7	—	30
FURMAN	7	7	6	3	0	—	23

- M - Doug Chapman 2 run (Tim Openlander kick) 8:11-1Q.....0 - 7
- M - Randy Moss 7 pass from Eric Kresser (Tim Openlander kick) 0:26-1Q.....0 - 14
- M - Tim Openlander 25 FG 5:02-2Q.....0 - 17
- M - Randy Moss 28 pass from Eric Kresser (Tim Openlander kick) 1:56-2Q.....0 - 24
- M - Tim Martin 16 pass from Eric Kresser (Tim Openlander kick) 14:03-3Q.....0 - 31
- M - Eric Thomas 52 run (Tim Openlander kick) 12:06-3Q.....0 - 38
- M - Billy Lyon tackle Braniff Bonaventure in end zone 3:58-3Q.....0 - 40
- M - Jason Balwanz 2 run (Tim Openlander kick) 9:02-4Q.....0 - 47
- M - Javon Darling 7 run (Tim Openlander kick) 0:54-4Q.....0 - 54

- F - Derek Russell 1 run (Jason Wells kick) 8:53-1Q.....0 - 7
- M - Adrian Zullo 15 pass from Todd Bankhead (Jason Cherry kick) 5:00-1Q.....7 - 7
- M - Jason Cherry 34 FG 14:21-2Q.....10 - 7
- F - Derek Russell 1 run (Jason Wells kick) 5:57-2Q.....10 - 14
- M - Marcel Shipp 13 run (kick blocked) 11:05-3Q.....17 - 14
- F - Derek Russell 1 run (pass failed) 8:33-3Q.....17 - 21
- M - Sean Higgins 31 pass from Todd Bankhead (Jason Cherry kick) 5:01-3Q.....24 - 21
- F - Jason Wells 39 FG 11:12-4Q.....24 - 24
- M - Marcel Shipp 1 run (Doug White kick) 0:00-1OT.....31 - 24

Rushing: F — Clark 7-20, Crosby 6-15, Cerqua 5-5, Moore 4-0, Cole 1-0, Bonaventure 10(-49). M — Thomas 22-178, Chapman 11-72, Turner 7-27, Balwanz 6-24, Darling 3-12, Kresser 2(-11).

Passing: F — Bonaventure 18-25-1-145. M — Kresser 11-22-1-196.

Receiving: F — Cole 5-44, Broughton 5-36, Davis 2-25, Clark 2-18, Cerqua 2-18, Crosby 1-7, Drake 1-3. M — Moss 3-82, Martin 3-51, Dixon 1-41, Thomas 1-21, Colelough 2-19, Turner 1-16, Wellman 1-7.

Defense: F — McNeil 11, Osborne 10, Dailer 8, Thier 7. M — Swafford 8, Cohen 7, Grace 7, Lyon 6, McCloud 6.

Rushing: F — Ivory 19-143, Hill 19-40, Kitchings 7-26, Russell 9-13, Burton 3-13, Rentz 1-5. M — Shipp 36-170, Quinlan 6-16, Zullo 1-10, Bankhead 4-6.

Passing: F — Hill 15-25-1-183. M — Bankhead 28-41-0-287.

Receiving: F — Kitchings 5-83, Smerdzinski 4-40, Huguley 3-29, Thomas 2-16, Sansbury 1-15. M — Zullo 10-121, Higgins 5-87, Cariello 4-27, Shipp 4-15, Quinlan 3-22, Shearer 1-8, Howard 1-7.

Defense: F — Bouton 16, Keith 16, Martin 9, Johnson 8, Jackson 8. M — Robinson 13, Smith 11, Ayi 9.

	FUR	MAR
First Downs.....	6	25
Rushing.....	33(-9)	51-302
Passing.....	145	237
C/A/I.....	18-25-1	12-23-1
Total Offense.....	136	539
Fumbles-Lost.....	2-2	0-0
Penalties.....	7-65	7-65
Punts.....	8-36.4	1-47.0
Possession Time.....	30:28	29:32
Third Down Conversions.....	2-15	7-12
Sacks By.....	2-11	7-46

	UMASS	FUR
First Downs.....	28	25
Rushing.....	47-202	58-240
Passing.....	287	183
C/A/I.....	28-41-0	15-25-1
Total Offense.....	489	423
Fumbles-Lost.....	2-1	1-1
Penalties.....	4-21	6-36
Punts.....	4-39.8	4-34.3
Possession Time.....	29:50	30:10
Third Down Conversions.....	8-17	10-17
Sacks By.....	2-12	0-0

2019 FURMAN PALADINS FOOTBALL / Playoff Summaries



2000 NCAA FCS Playoffs (First Round)
Hofstra 31, Furman 24
November 25, Greenville, S.C.
Paladin Stadium
Attendance: 4,214



HOFSTRA	3	7	14	7	—	31
FURMAN	7	3	7	7	—	24

- F - Louis Ivory 19 run (Danny Marshall kick) 7:06-1Q 0 - 7
- H - Chad Johnson 22 FG 1:20-1Q..... 3 - 7
- H - Trevor Dimmie 10 run (Chad Johnson kick) 1:41-2Q 10 - 7
- F - Danny Marshall 38 FG 0:01-2Q..... 10 - 10
- H - Rocky Butler 2 run (Chad Johnson kick) 9:32-3Q 17 - 10
- F - Louis Ivory 3 run (Danny Marshall kick) 6:23-3Q 17 - 17
- H - Kahmal Roy 39 pass from Rocky Butler (Chad Johnson kick) 0:25-3Q 24 - 17
- H - Rocky Butler 1 run (Chad Johnson kick) 12:40-4Q 31 - 17
- F - Justin Hill 5 run (Danny Marshall kick) 7:59-4Q..... 31 - 24

Rushing: F — Ivory 33-172, Hill 19-89, Huguley 3-29, Burton 4-23, Russell 5-22, Rembert 1-2, Team 1-(-29). H — Dimmie 21-130, Johnson 8-35, Butler 8-15.

Passing: F — Hill 8-18-0-92. H — Butler 19-34-2-262.

Receiving: F — Thomas 3-49, Smerdzinski 3-31, Huguley 1-7, Rinehart 1-5. H — Adams 8-95, Maxwell 4-75, Roy 4-64, Morales 3-28.

Defense: F — Cooper 13, Smith 10, Stroman 8, Bouton 8. H — Thorne 9, Howard 9, Mayer 9.



2001 NCAA FCS Playoffs (First Round)
Furman 24, Western Kentucky 20
December 1, Greenville, S.C.
Paladin Stadium
Attendance: 6,143



WESTERN KENTUCKY	14	3	3	0	—	20
FURMAN	0	7	7	10	—	24

- WK - Jason Johnson 3 run (Peter Martinez kick) 10:20-1Q 7 - 0
- WK - DeWayne Gallishaw 8 pass from Jason Johnson (Peter Martinez kick) 8:46-1Q. 14 - 0
- F - Isaac West 21 pass from Billy Napier (Danny Marshall kick) 14:53-2Q... 14 - 7
- WK - Peter Martinez 51 FG 0:01-2Q..... 17 - 7
- WK - Peter Martinez 33 FG 6:31-3Q..... 20 - 7
- F - Eric Emerson 4 run (Danny Marshall kick) 0:52-3Q..... 20 - 14
- F - Danny Marshall 21 FG 9:45-4Q..... 20 - 17
- F - Al Means 19 run (Danny Marshall kick) 3:07-4Q 20 - 24



Rushing: F — Ivory 33-170, Means 4-36, Emerson 8-21, West 1-20, Rembert 1-6, Napier 10-(-15). WK — Pimpleton 17-74, Gallishaw 13-56, Brooks 7-29, Hamilton 6-17, Johnson 4-11, Michael 2-0, Frazier 2-(-1).

Passing: F — Napier 6-13-2-89. WK — Pimpleton 4-4-0-33, Michael 1-2-1-7, Johnson 2-2-0-17.

Receiving: F — Rinehart 3-17, Sansbury 2-51, West 1-21. WK — Weals 4-33, Hayes 2-16, Gallishaw 1-8.

Defense: F — Bouton 13 (8 solo, 5 ast., 2 TFL, 1 FR), Jackson 9 (4 solo, 5 ast.), Cooper 9 (4 solo, 5 ast., 1 FF, 1 FR). WK — Mitchell (10 (8 solo, 2 ast., 1 INT), Dandy 10 (4 solo, 6 ast.).

	HOF	FUR
First Downs.....	26	25
Rushing	60-286	66-308
Passing	68	92
C/A/I.....	7-12-1	8-19-0
Total Offense.....	354	400
Fumbles-Lost.....	2-2	1-0
Penalties.....	7-60	6-52
Punts	3-29.7	4-37.0
Possession Time	31:17	35:55
Third Down Conversions	5-12	8-12
Sacks By.....	2-13	2-6

	FUR	WKU
First Downs.....	18	12
Rushing	57-238	52-186
Passing	89	57
C/A/I.....	6-13-2	7-8-1
Total Offense.....	327	243
Fumbles-Lost.....	2-2	3-2
Penalties.....	2-15	6-60
Punts	5-40.4	7-39.3
Possession Time	31:32	28:28
Third Down Conversions	6-16	3-14
Sacks By-Yards	1-6	0-0

2019 FURMAN PALADINS FOOTBALL / Playoff Summaries



2001 NCAA FCS Playoffs (Quarterfinals)
Furman 34, Lehigh 17
December 8, Greenville, S.C.
Paladin Stadium
Attendance: 10,189



LEHIGH.....	7	0	3	7	—	17
FURMAN.....	10	14	0	10	—	34

- F - Danny Marshall 22 FG 8:23-1Q..... 0 - 3
- L - Justin Barrasso 1 run (Brian Kelley kick) 4:21-1Q..... 7 - 3
- F - Toreico O'Neal 35 run (Danny Marshall kick) 3:58-1Q..... 7 - 10
- F - Bear Rinehart 49 pass from Billy Napier (Danny Marshall kick) 14:40-2Q..... 7 - 17
- F - Eric Emerson 2 run (Danny Marshall kick) 0:33-2Q..... 7 - 24
- L - Brian Kelley 29 FG 1:50-3Q..... 10 - 24
- F - Danny Marshall 27 FG 14:56-4Q..... 10 - 27
- F - Toreico O'Neal 7 run (Danny Marshall kick) 4:23-4Q..... 10 - 34
- L - Darin Henry 12 pass from Luke Ciannello (Brian Kelley kick) 1:32-4Q..... 17 - 34



Rushing: F — O'Neal 12-128, Brigham 11-105, Rembert 11-66, Emerson 9-16, Means 2-13, Napier 4-4. L — Pugh 14-55, Hall 22-40, Ciannello 1-11, Barrasso 4-3, Sutton 1-(-5), Team 1-(-11).

Passing: F — Napier 7-13-0-134. L — Hall 13-23-0-142, Ciannello 7-11-0-70.

Receiving: F — Rinehart 3-82, Thomas 3-31, Sansbury 1-21. L — Crockett 6-74, Sutton 5-55, Pugh 3-9, Kelleher 2-23, Hluschak 1-19, Larkins 1-12, Henry 1-12, Barrasso 1-8.

Defense: F — Bouton 11 (10 solo, 1 ast., 6 TFL, 1 FF, 4 Sacks), Cooper 7 (6 solo, 1 ast.), Smith 7 (5 solo, 2 ast., 1 TFL). L — Perryman 10 (6 solo, 4 ast., 1 FL, 1 FR), Byron 8 (7 solo, 1 ast.).

	LEH	FUR
First Downs.....	21	24
Rushing.....	43-93	49-332
Passing.....	212	134
C/A/I.....	20-34-0	7-13-0
Total Offense.....	77-305	62-466
Fumbles-Lost.....	2-2	2-1
Penalties.....	2-19	3-19
Punts.....	5-45.0	4-37.3
Possession Time.....	32:07	27:53
Third Down Conversions.....	5-14	4-12
Sacks By-Yards.....	1-2	9-59

2001 NCAA FCS Playoffs (Semifinals)
Furman 24, Georgia Southern 17
December 15, Statesboro, Ga.
Paulson Stadium
Attendance: 11,827



FURMAN.....	0	7	10	7	—	24
GEORGIA SOUTHERN.....	3	14	0	0	—	17

- GS - Scott Shelton 40 FG 0:49-1Q..... 0 - 3
- F - Toreico O'Neal 7 run (Danny Marshall kick) 5:44-2Q..... 7 - 3
- GS - Mark Myers 51 run (Scott Shelton kick) 3:22-2Q..... 7 - 10
- GS - J.R. Revere 11 run (Scott Shelton kick) 0:20-2Q..... 7 - 17
- F - Danny Marshall 19 FG 11:19-3Q..... 10 - 17
- F - Bear Rinehart 21 pass from Billy Napier (Danny Marshall kick) 10:52-3Q..... 17 - 17
- F - Eric Emerson 1 run (Danny Marshall kick) 8:24-4Q..... 24 - 17



Rushing: F — Brigham 17-58, Rembert 9-48, Emerson 12-34, O'Neal 8-24, Means 5-11, Napier 10-9, Rinehart 1-2. GS — Peterson 18-68, Myers 2-58, Revere 17-51, Walden 3-6, Ford 1-1.

Passing: F — Napier 12-12-0-159. GS — Revere 5-12-1-95.

Receiving: F — Rinehart 5-82, Thomas 3-33, Sansbury 2-27, Bratton 1-10, Brigham 1-7. GS — Owens 3-81, Myers 2-14.

Defense: F — Bouton 10 (8 solo, 2 ast., 3 TFL, 1 Sack), Frierson 7 (5 solo, 2 ast., 1 TFL, 1 FF), Sperling 6 (2 solo, 4 ast., 4 ast.), Whetstone 6 (1 solo, 4 ast.). GS — Pesqueira 14 (12 solo, 2 ast., 1 TFL), Youngblood 9 (8 solo, 1 ast.), Kearns 9 (5 solo, 4 ast.).

	FUR	GSU
First Downs.....	20	14
Rushing.....	62-186	41-184
Passing.....	159	95
C/A/I.....	12-12-0	5-12-1
Total Offense.....	74-345	53-279
Fumbles-Lost.....	3-1	2-2
Penalties.....	5-37	3-21
Punts.....	4-42.5	4-45.5
Possession Time.....	35:15	24:45
Third Down Conversions.....	8-17	4-12
Sacks By-Yards.....	1-9	3-16

2019 FURMAN PALADINS FOOTBALL / Playoff Summaries



2001 NCAA FCS Playoffs (Championship)
Montana 13, Furman 6
December 21, Chattanooga, Tenn.
Finley Stadium
Attendance: 12,698



MONTANA.....	0	10	0	3	—	13
FURMAN.....	0	0	0	6	—	6

- M - Yo Humphrey 2 run (Chris Snyder kick) 6:27-2Q..... 7 - 0
- M - Chris Snyder 35 FG 0:53-2Q..... 10 - 0
- M - Chris Snyder 30 FG 6:12-4Q..... 13 - 0
- F - James Thomas 54 pass from Billy Napier (No PAT) 0:00-4Q..... 13 - 6



Rushing: F — Emerson 7-34, Ivory 12-33, Napier 12-30, Brigham 4-14, O'Neal 3-10, Means 1-0. M — Humphrey 30-142, Edwards 11-32, Malcom 2-(-1).

Passing: F — Napier 10-26-2-172. M — Edwards 18-28-124-0.

Receiving: F — Thomas 4-75, Sansbury 3-31, Rinehart 2-49, West 1-17. M — Molden 10-74, Frederick 2-15, Oelkers 2-11, Humphrey 2-4, Oliver 1-20, Zikmund 1-0.

Defense: F — Bouton 12 (9 solo, 3 ast., 3 TFL, 1 Sack, 1 PBU), Smith 12 (8 solo, 4 ast., 1 TFL), Jackson 8 (6 solo, 2 ast., 1 PBU). M — Huntsberger 10 (6 solo, 4 ast., 1 FR, 1 INT, 1 PBU).

	FUR	MONT
First Downs.....	16	14
Rushing.....	43-173	39-121
Passing.....	124	172
C/A/I.....	18-28-0	10-26-2
Total Offense.....	71-297	65-293
Fumbles-Lost.....	0-0	1-1
Penalties.....	5-28	5-22
Punts.....	6-40.7	7-38.7
Possession Time.....	31:51	28:09
Third Down Conversions.....	3-16	3-16
Sacks By-Yards.....	2-4	2-14

2002 NCAA FCS Playoffs (First Round)
Villanova 45, Furman 38
November 30, Villanova, Pa.
Villanova Stadium
Attendance: 3,031



FURMAN.....	10	14	7	7	—	38
VILLANOVA.....	7	7	7	24	—	45

- V - Cameron Cross 7 pass from Brett Gordon (Adam James kick) 12:15-1Q..... 0 - 7
- F - Danny Marshall 38 FG 5:55-1Q..... 3 - 7
- F - Billy Napier 5 run (Danny Marshall kick) 4:39-1Q 4:39-1Q..... 10 - 7
- F - Billy Napier 1 run (Danny Marshall kick) 12:08-2Q..... 17 - 7
- F - Brandon Berry 3 run (Danny Marshall kick) 8:25-2Q..... 24 - 7
- V - Martin Gibson 96 kickoff return (Adam James kick) 8:06-2Q..... 24 - 14
- F - Hindley Brigham 4 run (Danny Marshall kick) 10:10-3Q..... 31 - 14
- V - Martin Gibson 11 run (Adam James kick) 4:50-3Q..... 31 - 21
- V - Adam James 30 FG 13:40-4Q..... 31 - 24
- V - Brian White 5 pass from Brett Gordon (Adam James kick) 9:01-4Q..... 31 - 31
- V - Matt Chila 8 pass from Brett Gordon (Adam James kick) 6:19-4Q..... 31 - 38
- F - Toreico O'Neal 16 run (Danny Marshall kick) 4:06-4Q..... 38 - 38
- V - Terry Butler 5 run (Adam James kick) 3:08-4Q..... 38 - 45

Rushing: F — Brigham 14-68, O'Neal 8-50, Rembert 6-20, Berry 4-13, Napier 14-(-1), Rinehart 1-(-6). V — Butler 11-70, Gibson 6-29, Gordon 5-14, Cross 3-9, Ventrone 1-(-8).

Passing: F — Napier 26-41-1-310. V — Gordon 27-40-0-250.

Receiving: F — Rinehart 12-124, West 6-110, Bratton 3-37, O'Neal 2-(-5), Berry 1-22, Brigham 1-17, Rembert 1-5. V — White 9-108, Chila 6-45, Butler 5-35, Brown 3-27, Gibson 2-16, Dieser 1-12, Cross 1-7.

Defense: F — Killian 9 (8 solo, 1 ast.), Billingsly 7 (7 solo, 1 TFL), Whetstone 6 (6 solo). V — Johnson 12 (9 solo, 3 ast.), 2 FR, 2 PBU, Young 11 (11 solo, 5 TFL, 1 INT, 1 PBU, 1 Sack).

	FUR	VILL
First Downs.....	27	21
Rushing.....	47-144	26-114
Passing.....	310	250
C/A/I.....	26-41-1	27-40-0
Total Offense.....	88-454	66-364
Fumbles-Lost.....	3-2	1-1
Penalties.....	5-34	4-36
Punts.....	3-34.7	3-40.3
Possession Time.....	33:31	26:29
Third Down Conversions.....	7-16	6-13
Sacks By-Yards.....	0-0	2-18

2019 FURMAN PALADINS FOOTBALL / Playoff Summaries



2004 NCAA FCS Playoffs (First Round)
 Furman 49, Jacksonville State 7
 November 27, Greenville, S.C.
 Paladin Stadium
 Attendance: 7,051



2004 NCAA FCS Playoffs (Quarterfinals)
 James Madison 14, Furman 13
 December 4, Greenville, S.C.
 Paladin Stadium
 Attendance: 8,812



JACKSONVILLE STATE.....	0	7	0	0	—	7
FURMAN.....	14	7	7	21	—	49

FURMAN.....	0	7	6	0	—	13
JAMES MADISON.....	0	7	0	7	—	14

- F - Isaac West 48 pass from Ingle Martin (Scott Beckler kick) 10:16-1Q 0 - 7
- F - Isaac West 3 pass from Ingle Martin (Scott Beckler kick) 4:28-1Q 0 - 14
- F - Brian Bratton 9 pass from Ingle Martin (Scott Beckler kick) 14:54-2Q..... 0 - 21
- JS - Raynodd Zeine 4 run (Gavin Hallford kick) 14:09-2Q..... 7 - 21
- F - Ingle Martin 1 run (Scott Beckler kick) 0:35-3Q 7 - 28
- F - Jerome Felton 6 run (Scott Beckler kick) 10:14-4Q..... 7 - 35
- F - John Rust 7 pass from Ingle Martin (Scott Beckler kick) 6:26-4Q 7 - 42
- F - Grant Brigham 5 run (Scott Beckler kick) 2:55-4Q..... 7 - 49

- JM - Raymond Hines 5 run (David Rabil kick) 11:09-2Q 7 - 0
- F - Jerome Felton 1 run (Scott Beckler kick) 4:14-2Q 7 - 7
- F - Brian Bratton 12 pass from Ingle Martin (Scott Beckler kick failed) 12:55-3Q..... 7 - 13
- JM - Raymond Hines 1 run (David Rabil kick) 0:28-4Q 14 - 13



Rushing: F — Gipson 10-57, Careter 9-47, Felton 11-46, Mays 12-45, Martin 6-43, Brigham 2-12, Means 2-1, Bratton 2-(-12). JS — Bonds 12-116, Kirk 4-21, Zeine 6-12, Mitchell 1-2, Green 1-0, Mullins 8-(-4), Rhetta 1-(-13).

Passing: F — Martin 14-19-0-282. JS — Mullins 16-28-2-141.

Receiving: F — West 5-113, Bratton 4-64, Rust 2-29, Brigham 1-46, Sudderth 1-24, Carter 1-6. JS — Agee 3-58, Houston 3-36, Bonds 3-13, Kirk 3-13, Green 2-3, Mitchell 1-12, Smith 1-6.

Defense: F — Killian 7 (4 solo, 3 ast., 1 TFL, 1 Sack), Thacker 7 (3 solo, 4 ast., 1 TFL, 1 Sack), Wilson 6 (4 solo, 2 ast., 1 PBU). JS — Green 10 (4 solo, 6 ast.), Brown 9 (1 solo, 8 ast.).

Rushing: F — Gipson 9-60, Felton 12-40, Mays 6-32, Carter 9-24, Martin 9-(-15). JM — Rascati 15-67, Hines 21-46, Banks 3-13, Fenner 1-2, Bolton 1-1, Iorio 1-1, Team 1-(-2).

Passing: F — Martin 13-22-0-190. JM — Rascati 16-22-0-176.

Receiving: F — Bratton 6-81, Carter 2-32, West 2-26, Rust 1-40, Mays 1-7, Gipson 1-4. JM — Boxley 5-86, Baker 4-25, Tolley 2-28, Bransford 2-26, Ridley 1-4, Harris 1-4, Hines 1-3.

Field Goals: F — Beckler 43 (BLK). JM — None.

Defense: F — Killian 13 (5 solo, 8 ast., 1 TFL, 1 FR), Ravenell 12 (4 solo, 8 ast., 1 TFL, 1 PBU, 1 Sack). JM — Townsend 10 (6 solo, 4 ast., 1 PBU, 1 Sack), LeZotte 8 (8 solo, 1 PBU).

	FUR	JSU
First Downs.....	27	13
Rushing.....	54-239	33-134
Passing.....	282	141
C/A/I.....	14-19-0	16-28-2
Total Offense.....	73-521	61-275
Fumbles-Lost.....	3-2	1-1
Penalties.....	4-29	8-67
Punts.....	2-25.5	6-39.3
Possession Time.....	33:11	26:49
Third Down Conversions.....	9-12	0-12
Sacks By-Yards.....	3-24	1-16

	FUR	JMU
First Downs.....	19	17
Rushing.....	45-141	44-128
Passing.....	190	176
C/A/I.....	13-22-0	16-22-0
Total Offense.....	67-331	66-304
Fumbles-Lost.....	3-1	2-2
Penalties.....	1-3	9-60
Punts.....	4-28.2	4-34.2
Possession Time.....	31:11	28:49
Third Down Conversions.....	7-15	7-14
Sacks By-Yards.....	2-13	3-21

2019 FURMAN PALADINS FOOTBALL / Playoff Summaries



2005 NCAA FCS Playoffs (First Round)
Furman 14, Nicholls State 12
November 26, Greenville, S.C.
Paladin Stadium
Attendance: 4,125



NICHOLLS STATE	3	3	6	0	—	12
FURMAN	0	7	7	0	—	14

N - Alex Romero 34 FG 12:21-1Q 3 - 0
 N - Alex Romero 20 FG 11:21-2Q 6 - 0
 F - Justin Stepp 29 pass from Ingle Martin (Scott Beckler kick) 1:24-2Q 6 - 7
 F - Ingle Martin 1 run (Scott Beckler kick) 8:06-3Q 6 - 14
 N - Kenley Horton 22 pass from Yale Vannoy (Vannoy rush failed) 2:02-3Q 12 - 14



Rushing: F — Mays 10-61, Felton 18-59, Gipson 6-50, Martin 7-41, Carter 10-37, Joyce 1-3, Stepp 1(-8). N — Tobias 20-90, Vannoy 13-46, Cole 8-21, Harris 4-19, Hutchinson 1-11, Jones 2-5, Amedee 2-5, Morgan 1-2, Jones 2-1, Horton 1(-1).

Passing: F — Martin 5-12-1-68. N — Vannoy 3-8-0-72.

Receiving: F — Carter 2-22, Stepp 1-29, Felton 1-12, Bell 1-5. N — Okoronkwo 2-50, Horton 1-22.

Field Goals: F — Beckler 0-2 (36NG, 45BLK). N — Romero 2-2 (34G, 20G).

Defense: F — Jones 16 (8 solo, 3 ast., 3 TFL), Freeman 15 (6 solo, 9 ast.). N — Edison 9 (7 solo, 2 ast., TFL, FR, BLK FG).

	NST	FUR
First Downs.....	14	21
Rushing	54-199	53-243
Passing	72	68
C/A/I	3-8-0	5-12-1
Total Offense.....	271	311
Fumbles-Lost.....	0-0	2-2
Penalties.....	3-25	2-25
Punts	3-41.0	1-70.0
Possession Time	32:15	27:45
Third Down Conversions	5-15	6-13
Sacks By-Yards	0-0	0-0

2005 NCAA FCS Playoffs (Quarterfinals)
Furman 24, Richmond 20
December 3, Richmond, Va.
Richmond Stadium
Attendance: 6,603



FURMAN	7	10	7	0	—	24
RICHMOND	14	0	0	6	—	20

R - Joe Stewart 15 pass from Stacy Tutt (Joseph Fore kick) 12:58-1Q 0 - 7
 F - Daric Carter 18 pass from Ingle Martin (Scott Beckler kick) 9:39-1Q 7 - 7
 R - Stacy Tutt 4 run (Joseph Fore kick) 4:09-1Q 7 - 14
 R - Jerome Felton 2 run (Scott Beckler kick) 6:10-2Q 14 - 14
 F - Scott Beckler 36 FG 1:07-2Q 17 - 14
 F - Jerome Felton 1 run (Scott Beckler kick) 8:19-3Q 24 - 14
 R - Ben Teufel 10 pass from Stacy Tutt (Team rush fumbled) 8:20-4Q 24 - 20

Rushing: F — Felton 20-92, Carter 7-46, Gipson 12-37, Mays 3-17, Brigham 1-9, Martin 5-1, Team 3(-8). R — Tutt 18-102, Hightower 15-90, Freeman 1-3.

Passing: F — Martin 17-25-0-249. R — Tutt 15-30-0-152.

Receiving: F — Stepp 11-143, Sprague 3-62, Carter 3-44. R — Shields 5-63, Desriveaux 3-33, Stewart 2-29, Hale 2-16, Hightower 2-2, Teufel 1-10.

Field Goals: F — Beckler 1-3 (38NG, 36G, 38NG). R — None

Defense: F — Freeman 10 (5 solo, 5 ast., 1.5 TFL, 1.5 Sacks), Artis 8 (4 solo, 4 ast., 2 TFL, Sack), Blocker 6 (5 solo, 1 ast.). R — Goloboakis 18 (6 solo, 12 ast., TFL), Howell 10 (3 solo, 7 ast., PBU).

	FUR	RICH
First Downs.....	27	20
Rushing	51-194	34-195
Passing	249	153
C/A/I	17-25-0	15-30-0
Total Offense.....	443	348
Fumbles-Lost.....	1-1	1-0
Penalties.....	3-20	5-30
Punts	1-26.0	3-39.0
Possession Time	32:00	28:00
Third Down Conversions	5-12	6-12
Sacks By-Yards	3-16	1-17

2019 FURMAN PALADINS FOOTBALL / Playoff Summaries



2005 NCAA FCS Playoffs (Semifinals)
Appalachian State 29, Furman 23
December 10, Boone, N.C.
Kidd Brewer Stadium
Attendance: 15,107



FURMAN	0	23	0	0	—	23
APPALACHIAN STATE	14	7	0	8	—	29

- A - Kevin Richardson 4 run (Julian Rauch kick) 12:12-1Q 0 - 7
- A - Dexter Jackson 45 pass from Trey Elder (Julian Rauch kick) 6:36-1Q 0 - 14
- F - Jerome Felton 31 run (Scott Beckler kick) 14:40-2Q..... 7 - 14
- F - Ingle Martin 15 run (kick failed) 12:18-2Q..... 13 - 14
- A - Kevin Richardson 6 run (Julian Rauch kick) 7:57-2Q 13 - 21
- F - Jerome Felton 4 run (Scott Beckler kick) 2:57-2Q..... 20 - 21
- F - Scott Beckler 32 FG 0:01-2Q..... 23 - 21
- A - Trey Elder 1 run (William Mayfield pass from Trey Elder) 2:17-4Q 23 - 29



Rushing: F — Felton 20-105, Carter 8-69, Martin 10-53, Gipson 10-51, Mays 1-1, Stepp 1-(-6). A — Richardson 26-105, Elder 13-69, Williams 2-19, Turner 2-18, Courman 1-7, Team 2-(-5).

Passing: F — Martin 13-22-0-190. JM — Rascati 16-22-0-176.

Receiving: F — Carter 5-80, Rust 5-67, Sprague 3-46, Bell 1-18, Stepp 1-11, McKie 1-10, Brigham 1-6. A — Jackson 5-71, Turner 4-74, Mayfield 3-40, Richardson 3-6, Johnson 1-26, Bettis 1-6.

Field Goals: F — Beckler 1-2 (36NG, 32G). A — None.

Defense: F — Blocker 12 (3 solo, 9 ast.), Jones 10 (1 solo, 9 ast.), Freeman 8 (2 solo, 6 ast., 2 FR). A — Wiggins 12 (5 solo, 7 ast., PBU), Hunter 10 (4 solo, 6 ast., 1.5 TFL, 1 FF).

	FUR	ASU
First Downs.....	27	22
Rushing	49-271	46-213
Passing	238	223
C/A/I	17-29-1	17-25-0
Total Offense.....	78-509	71-436
Fumbles-Lost.....	1-1	3-3
Penalties.....	5-30	4-30
Punts	2-28.0	3-40.7
Possession Time	31:48	28:12
Third Down Conversions	9-15	8-13
Sacks By-Yards	0-0	0-0



2006 NCAA FCS Playoffs (First Round)
Montana State 31, Furman 13
November 25, Bozeman, Mont.
Bobcat Stadium
Attendance: 9,427



FURMAN	0	0	7	6	—	13
MONTANA STATE	7	17	7	0	—	31

- MS - Donnell Wheaton 51 pass from Jack Rolovich (Jeff Hastings kick) 12:28-1Q... 0 - 7
- MS - Jeff Hastings 25 FG 11:58-2Q..... 0 - 10
- MS - Jesse Anderson 2 fumble recovery (Jeff Hastings kick) 9:23-2Q 0 - 17
- MS - Michael Jefferson 25 pass from Jack Rolovich (Jeff Hastings kick) 8:53-2Q ... 0 - 24
- MS - Jack Rolovich 1 run (Jeff Hastings kick) 10:03-3Q 0 - 31
- F - Cedrick Gipson 27 pass from Renaldo Gray (Scott Beckler kick) 0:18-3Q ... 7 - 31
- F - Jerome Felton 1 run (No PAT) 0:00-4Q 14 - 31

Rushing: F — Gipson 22-93, Felton 10-37, Kendall 1-2, McKie 1-(-7), Gray 4-(-20). MS — Taito 17-69, Jefferson 3-27, Wheaton 1-15, Team 1-(-12), Rolovich 4-(-16).

Passing: F — Gray 13-28-1-139, Sorrells 4-5-0-29. MS — Rolovich 18-33-1-272.

Receiving: F — Sprague 4-68, Gipson 4-30, Webb 3-14, McKie 2-24, Inman 1-10, Kendall 1-9, Standridge 1-8, LaFrance 1-5. MS — Wheaton 6-88, Jefferson 5-82, Lulay 3-68, Taito 3-21, Green 1-13.

Field Goals: F — None. MS — Hastings 1-1 (25G).

Defense: F — Holmes 11 (5 solo, 6 ast., 2 TFL, 1 FR), Jones 8 (4 solo, 4 ast., 1 PBU). MS — King 10 (4 solo, 6 ast., 3 TFL, 1 Sack).

	FUR	MSU
First Downs.....	17	14
Rushing	38-105	26-83
Passing	168	272
C/A/I	17-33-1	18-33-1
Total Offense.....	71-273	59-355
Fumbles-Lost.....	2-2	2-1
Penalties.....	6-64	12-89
Punts	8-33.2	5-36.6
Possession Time	33:06	26:54
Third Down Conversions	7-16	4-12
Sacks By-Yards	2-17	3-16

2019 FURMAN PALADINS FOOTBALL / Playoff Summaries



2019 NCAA FCS Playoffs (First Round)
Furman 30, South Carolina State 20
November 30, Orangeburg, S.C.
Oliver C. Dawson Stadium
Attendance: 4,871



FURMAN	6	7	14	3	—	30
SOUTH CAROLINA STATE	7	3	3	7	—	20

- SCS - Tamar Hemingway 15 pass from Richard Cue (Nick Belcher kick) 7:16-10.....0 - 7
- F - Jairus Hollman 90 punt return (Ray Early kick failed) 3:21-1Q6 - 7
- SCS - Nick Belcher 45 FG 13:18-2Q.....6 - 10
- F - Ryan Culbreath 50 pass from Reese Hannon (Ray Early kick) 7:31-2Q13 - 10
- SCS - Nick Belcher 23 FG 9:51-3Q.....13 - 13
- F - Reese Hannon 1 run (Ray Early kick) 6:03-3Q.....20 - 13
- F - Jairus Hollman 34 interception return (Ray Early kick) 5:05-3Q27 - 13
- SCS - Austin Smith 4 pass from Adrian Kollock (Nick Belcher kick) 13:22-4Q ...27 - 20
- F - Ray Early 32 FG 8:28-4Q.....30 - 20



Rushing: F — Skogen 13-116, McCloud 10-65, Richard Hayes 7-24, Hannon 4-11, Feacher 1-1, Cain 1-0, Team 1- (-1). SCS — Taylor 18-58, Cue 7-39, Freeman 13-23, Kollock 3-5, Smith 1-3, Team 2-(-2).

Passing: F — Hannon 3-10-1-67. SCS — Cue 17-28-1-154.

Receiving: F — Culbreath 1-50, Suttles 1-10, Snellings 1-7. SCS — Hemingway 4-57, McDonald 4-41, Smith 4-37, Rowe 3-24, West 2-4, Davis 1-0, Lewis-Freeman 1-(-2).

Field Goals: F — Early 1-1 (32G). SCS — Belcher 2-2 (45G, 23G).

Defense: F — Rider 11 (9 solo, 2 ast.), McMorris 11 (9 solo, 2 ast., 2 TFL), Hollman 11 (9 solo, 2 ast., 3 TFL, 1 INT). SCS — McFadden 8 (8 solo, 1 TFL, 1 INT, 1 PBU), Richard 7 (6 solo, 1 ast., 1 PBU).

	FUR	SCS
First Downs.....	12	19
Rushing	37-216	44-126
Passing	67	161
C/A/I.....	3-10-1	19-31-1
Total Offense.....	283	287
Fumbles-Lost.....	1-0	0-0
Penalties.....	2-27	6-53
Punts	5-40.4	6-34.3
Possession Time	25:05	34:55
Third Down Conversions	2-10	5-17
Sacks By-Yards	1-7	0-0



2019 NCAA FCS Playoffs (First Round)
North Dakota State 38, Furman 7
December 7, Fargo, N.D.
Gate City Bank Field
Attendance: 18,455



FURMAN	0	7	0	0	—	7
NORTH DAKOTA STATE	0	10	21	7	—	38

- NDS - Zach Vraa 52 pass from Brock Jensen (Adam Keller kick) 10:01-2Q0 - 7
- F - Marcus Anderson 1 run (Ray Early kick) 6:33-2Q.....7 - 7
- NDS - Adam Keller 37 FG 0:00-2Q.....7 - 10
- NDS - Sam Ojuri 3 run (Adam Keller kick) 12:07-3Q.....7 - 17
- NDS - Andrew Bonnet 7 pass from Brock Jensen (Adam Keller kick) 8:03-3Q7 - 24
- NDS - Marcus Williams 61 interception return (Adam Keller kick) 5:33-3Q7 - 31
- NDS - Brock Jensen 53 run (Adam Keller kick) 7:37-4Q.....7 - 38

Rushing: F — Anderson 9-46, Skogen 10-45, Caldwell 1-16, Feacher 2-19, McCloud 4-7, Hayens 4-3, Hannon 5-(-24). NDS — Jense 8-86, Ojuri 15-75, Smith 3-55, Morlock 6-37, Crockett 6-14.

Passing: F — Hannon 19-29-1-225. NDS — Jensen 15-25-0-249.

Receiving: F — Snellings 8-76, Culbreath 5-82, Suttles 3-47, Skogen 1-11, Scott 1-6, Cain 1-3. NDS — Vraa 5-112, Smith 4-86, Ojuri 2-3, Vaadeland 1-17, Nelson 1-14, Gebhart 1-10, Bonnet 1-7.

Field Goals: F — None. NDSU — Keller 2-2 (37G).

Defense: F — Rider 11 (5 solo, 6 ast.), McMorris 9 (4 solo, 5 ast., 2.5 TFL, 1 Sack), Hollman 7 (3 solo, 4 ast.), Worthy 7 (2 solo, 5 ast., .5 TFL), Magwood 7 (2 solo, 5 ast.), Mackey 7 (1 solo, 6 ast.). NDS — Shepard 9 (5 solo, 4 ast., 1 PBU), Thorton 9 (4 solo, 5 ast., 0.5 TFL).

	FUR	NDS
First Downs.....	20	26
Rushing	35-102	38-267
Passing	225	249
C/A/I.....	19-30-1	15-25-0
Total Offense.....	327	516
Fumbles-Lost.....	2-0	0-0
Penalties.....	2-21	3-25
Punts	4-45.0	2-32.5
Possession Time	31:08	28:52
Third Down Conversions	6-13	11-13
Sacks By-Yards	1-8	3-21

2019 FURMAN PALADINS FOOTBALL / Playoff Summaries



2018 NCAA FCS Playoffs (First Round)
Furman 28, Elon 27
November 25, Elon, N.C.
Rhodes Stadium
Attendance: 2,934



FURMAN	0	14	7	7	—	28
ELON	7	0	14	6	—	27

E - D. McNair 26 run (O. Johnson kick) 9:39-1Q..... 0 - 7
 F - Andy Schumpert 6 pass from P.J. Blazejowski (Grayson Atkins kick) 11:55-2Q 7 - 7
 F - Andy Schumpert 70 pass from P.J. Blazejowski (Grayson Atkins kick) 8:52-2Q ... 14 - 7
 E - C. Joyner 16 pass from D. Cheek (O. Johnson kick) 10:01-3Q..... 14 - 14
 E - D. McNair 3 run (O. Johnson kick) 7:42-3Q..... 14 - 21
 F - Antonio Wilcox 14 run (Grayson Atkins kick) 3:45-3Q 21 - 21
 F - P.J. Blazejowski 1 run (Grayson Atkins kick) 14:54-4Q..... 28 - 21
 E - D. McNair 28 run (O. Johnson kick blocked) 11:26-4Q..... 28 - 27



Rushing: F — Wilcox 7-92, Blazejowski 12-55, Dirks 15-49, Morehead 3-31, Gordon 2-6, Luke 1-3. E — McNair 15-101, Cheek 11-27, Cyphers 8-25.
Passing: F — Blazejowski 12-22-1-176, McCarter 0-1-0-0. E — Cheek 24-43-1-201, Lennon 0-1-0-0.
Receiving: F — Schumpert 4-89, Gordon 4-60, McCarter 3-19, Gibson 1-8. E — Joyner 7-81, Weeks 7-33, Lennon 4-43, McNair 3-22, Foster 2-15, Marsh 1-7.
Field Goals: F — None. E — None
Defense: F — Kears 9 (6 solo, 3 ast.), Farrar 8 (4 solo, 4 ast., 2 TFL), Ellis 7 (4 solo, 3 ast., 1 TFL, 1 Sack). E — Messer 10 (5 solo, 5 ast., 1 TFL), Blair 7 (5 solo, 2 ast., 1 FF, 1 FR, 1 PBU), Willoughby 7 (4 solo, 3 ast., 1 TFL).

	FUR	ELON
First Downs.....	19	23
Rushing.....	42-232	34-153
Passing.....	176	201
C/A/I.....	12-23-1	24-44-1
Total Offense.....	408	354
Fumbles-Lost.....	2-2	0-0
Penalties.....	3-30	6-55
Punts.....	5-42.2	7-43.3
Possession Time.....	30:28	29:32
Third Down Conversions.....	6-12	12-21
Sacks By-Yards.....	3-13	0-0



2018 NCAA FCS Playoffs (Second Round)
Wofford 28, Furman 10
December 2, Spartanburg, S.C.
Gibbs Stadium
Attendance: 5,153



FURMAN	0	10	0	0	—	10
WOFFORD	7	7	7	7	—	28

W - Blake Morgan 5 run (Luke Carter kick) 9:40-1Q.....0 - 7
 F - Grayson Atkins 41 FG 12:35-2Q..... 3 - 7
 F - Logan McCarter 20 pass from P.J. Blazejowski (Grayson Atkins kick) 6:52-2Q ...10 - 7
 W - Blake Morgan 33 pass from Brandon Goodson (Luke Carter kick) 0:45-2Q .10 - 14
 W - Chase Nelson 2 run (Luke Carter kick) 2:56-3Q 10 - 21
 W - Miller Mosley 2 run (Luke Carter kick) 5:59-4Q..... 10 - 28



Rushing: F — Wilcox 12-24, Blazejowski 7-18, Morehead 5-11, Gibson 2-3, Gordon 1-(-4). W — McAfee 9-98, Stoddard 17-64, Nelson 8-43, Morgan 9-39, Goodson 4-34, Chapman 3-13, Mosley 1-2, Team 2-(-2).
Passing: F — Blazejowski 18-31-0-257, Armstrong 0-1-0-0. W — Goodson 8-11-0-88.
Receiving: F — Schumpert 5-80, Gordon 5-66, Burnette 3-61, McCarter 3-35, Morehead 2-15. W — Morgan 3-43, Taylor 2-25, Gouger 1-9, Hill 1-9, Cleary 1-2.
Field Goals: F — Early 1-2 (22BK, 41G). W — None
Defense: F — Ellis 13 (6 solo, 7 ast.), McKoy 11 (6 solo, 5 ast., 1 FF), Okey 8 (5 solo, 3 ast.). W — Clemmons 8 (5 solo, 3 ast., 1 TFL, 1 Sack), Lemmon 7 (7 solo, 1 TFL, 1 PBU, 1 BLK), Wilson 7 (4 solo, 3 ast., 1.5 TFL).

	FUR	WOF
First Downs.....	15	19
Rushing.....	27-52	53-291
Passing.....	257	88
C/A/I.....	18-31-0	8-11-0
Total Offense.....	309	379
Fumbles-Lost.....	0-0	1-1
Penalties.....	2-14	8-57
Punts.....	3-46.3	4-42.2
Possession Time.....	24:41	35:19
Third Down Conversions.....	4-14	9-14
Sacks By-Yards.....	0-0	1-6



RUSHING

Most Attempts

Furman: 66 vs. Hofstra, 2000
Opponent: 60 by Youngstown State, 1989

Fewest Attempts

Furman: 27 vs. Western Carolina, 1983
Opponent: 8 by Rhode Island, 1985

Most Yards

Furman: 334 vs. Youngstown State, 1989
Opponent: 302, Marshall, 1996

Fewest Yards

Furman: -9 vs. Marshall, 1996
Opponent: 15 by Rhode Island, 1985

Most Touchdowns

Furman: 8 vs. Rhode Island, 1985
Opponent: 7, Marshall, 1996

PASSING

Most Attempts

Furman: 41 vs. Villanova, 2002
Opponent: 90 by Rhode Island, 1985

Fewest Attempts

Furman: 9 vs. Youngstown State, 1989
Opponent: 8 by Nicholls State, 2005

Most Completions

Furman: 27 vs. Villanova, 2002
Opponent: 45 by Rhode Island, 1985

Fewest Completions

Furman: 4 vs. Youngstown State, 1989
Opponents: 3 by Nicholls State, 2005

Most Yards

Furman: 310 vs. Villanova, 2002
Opponent: 532 by Rhode Island, 1985

Fewest Yards

Furman: 55 vs. Idaho, 1988
Opponent: 61 by South Carolina State, 1982

Most Passes Had Intercepted

Furman: 3 by Western Carolina, 1983
3 by Eastern Kentucky, 1986
3 by Youngstown State, 1989
3 by Stephen F. Austin, 1989
Opponent: 7 vs. Rhode Island, 1985

TOTAL OFFENSE

Most Attempts

Furman: 88 vs. Villanova, 2002
Opponent: 114 by Nevada, 1990

Fewest Attempts

Furman: 51 vs. Youngstown State, 1989
Opponent: 60 by William & Mary, 1989
60 by Western Kentucky, 2001

Most Yards

Furman: 586 vs. Eastern Kentucky, 1990
Opponent: 640 by Georgia Southern, 1985

Fewest Yards

Furman: 136 vs. Marshall, 1996
Opponent: 198 by Georgia Southern, 1988

SCORING

Most Points

Furman: 59 vs. Rhode Island, 1985
Opponent: 54 by Marshall, 1996

Fewest Points

Furman: 0 vs. South Carolina State, 1982
0 vs. Marshall, 1996
Opponent: 7 by Dalaware, 1988
7 by Idaho, 1988
7 by Jacksonville State, 2004

Most Combined Points

86 (Georgia Southern 44, Furman 42), 1985

Fewest Combined Points

17 (South Carolina State 17, Furman 0), 1982

Most Field Goals Attempted

Furman: 3 vs. Eastern Kentucky, 1990
3 vs. Richmond, 2005
Opponent: 5 by Eastern Kentucky, 1986

Most Field Goals Made

Furman: 2 vs. Delaware, 1988
2 vs. Lehigh, 2001
Opponent: 3 by Georgia Southern, 1985
3 by Eastern Kentucky, 1986
3 by Youngstown State, 1989
3 by Northern Arizona, 1996

Most Extra Points Attempted

Furman: 8 vs. Rhode Island, 1985
Opponent: 7 by Marshall, 1996

Most Extra Points Made

Furman: 8 vs. Rhode Island, 1985
Opponent: 7 by Marshall, 1996

FIRST DOWNS

Most First Downs

Furman: 28 vs. Georgia Southern, 1985
Opponent: 32 by Northern Arizona, 1996



Fewest First Downs

Furman: 6 vs. Marshall, 1996
Opponent: 14 by Georgia Southern, 1988

THIRD DOWN CONVERSIONS

Highest Third Down Conversion Percentage

Furman: 75.0% (9x12) vs. Jacksonville State, 2004
Opponent: 61.5% (8x13) by Appalachian State, 2005

Lowest Third Down Conversion Percentage

Furman: 13.3% (2-15) vs. Marshall, 1996
Opponent: 0.0% (0x12) by Jacksonville State, 2004

TIME OF POSSESSION

Most Time Of Possession

Furman: 35:55 vs. Hofstra, 2000
Opponent: 39:26 by Nevada, 1990

Least Time of Possession

Furman: 20:34 vs. Nevada, 1990
Opponent: 24:05 by Hofstra, 2000

TURNOVERS

Most Fumbles Lost

Furman: 5 vs. Nevada, 1985
Opponent: 3 by Appalachian State, 2005

Most Turnovers

Furman: 5 vs. South Carolina State, 1982
5 vs. Nevada, 1985
Opponent: 9 by Rhode Island, 1985

PENALTIES

Most Yards Penalized

Furman: 67 vs. Nevada, 1990
Opponent: 101 by Nevada, 1990

Fewest Yards Penalized

Furman: 3 vs. Jacksonville State, 2004
Opponent: 19 by Lehigh, 2001

PUNTS

Most Punts

Furman: 10 vs. Western Carolina, 1983
Opponent: 9 by Marshall, 1988

Fewest Punts

Furman: 1 vs. Nicholls State, 2005
1 vs. Richmond, 2005
Opponent: 1 by Marshall, 1996

DEFENSE

Most Quarterback Sacks

Furman: 9 vs. Lehigh, 2001
Opponent: 7 by Marshall, 1996

Largest

Home: 13,865 vs. South Carolina State, 1982
Neutral: 12,698 vs. Montana, 2001
Away: 16,820 vs. Marshall, 1988

Smallest

Home: 4,125 vs. Nicholls State, 2005
Neutral: 5,306 vs. Georgia Southern, 1985
Away: 3,031 vs. Villanova, 2002

RUSHING

Most Attempts

Game: 33, Louis Ivory vs. Hofstra, 2000
33, Louis Ivory vs. Western Kentucky, 2001
Game (Opponent): 36, Marcel Shipp, Massachusetts, 1999
Tournament: 90, Carl Tremble, 1989-90

Most Yards

Game: 172, Louis Ivory vs. Hofstra, 2000
Game (Opponent): 206, Archie Amerson, N. Arizona, 1996
Tournament: 597, Carl Tremble, 1988-90

Most Touchdowns

Game: 4, John Bagwell vs. Georgia Southern, 1985
Game (Opponent): 4, Ray Whalen, Nevada, 1990
Tournament: 10, John Bagwell, 1985-88

Longest Rush

Furman: 63, John Bagwell vs. Delaware, 1988
Opponent: 55, Oscar Bonds, Jacksonville State, 2004

PASSING

Most Attempts

Game: 41, Billy Napier vs. Villanova, 2002
Game (Opponent): 78, Tom Ehrhardt, Rhode Island, 1985
Tournament: 106, Ingle Martin, 2004-05

Most Completions

Furman: 26, Billy Napier vs. Villanova, 2002
Game (Opponent): 39, Tom Ehrhardt, Rhode Island, 1985
Tournament: 66, Ingle Martin, 2004-05

Most Yards

Game: 310, Billy Napier vs. Villanova, 2002
Game (Opponent): 494, Tom Ehrhardt, Rhode Island, 1985
Tournament: 1027, Ingle Martin, 2004-05

Best Completion Percentage

Game: 1.000 (12x12), Billy Napier vs. Georgia Southern, 2001
Game (Opponent): 68.4 (13x19), Keith Vargas, Nevada, 1990
Tournament: 69.6 (32x46), Braniff Bonaventure, 1996

Most Touchdowns

Game: 4, Bobby Lamb vs. Rhode Island, 1985
4, Ingle Martin vs. Jacksonville State, 2004
Game (Opponent): 4, Tracy Ham, Georgia Southern, 1985
Tournament: 7, Ingle Martin, 2004-05



Most Interceptions

Game: 3, David Charpia vs. Western Carolina, 1983
 3, Chris Speaks vs. Eastern Kentucky, 1986
 3, Patrick Baynes vs. Youngstown State, 1989
 3, Patrick Baynes vs. Stephen F. Austin, 1989
 Game (Opponent): 6, Tom Ehrhardt, Rhode Island, 1985

Longest Pass Play

Furman: 80, Frankie DeBusk/John Whitmire vs. E. Kentucky, 1990
 Opponent: 63, John Gregory to Mike Barber, Marshall, 1988

TOTAL OFFENSE

Most Attempts

Game: 55, Billy Napier vs. Villanova, 2002
 Game (Opponent): 80, Tom Ehrhardt, Rhode Island, 1985
 Tournament: 179, Frankie DeBusk, 1988-90

Most Yards

Game: 325, Ingle Martin vs. Jacksonville State, 2004
 Game (Opponent): 509, Tracy Ham, Georgia Southern, 1985
 Tournament: 1,148, Ingle Martin, 2004-05

Most Touchdown Responsibilities

Game: 5, Ingle Martin vs. Jacksonville State, 2004
 Game (Opponent): 4, Tracy Ham, Georgia Southern, 1985
 4, Ray Whalen, Nevada, 1990.
 Tournament: 10, John Bagwell, 1985-88
 10, Frankie DeBusk, 1988-90
 10, Ingle Martin, 2004-05

RECEIVING

Most Receptions

Game: 12, Bear Rinehart vs. Villanova, 2002
 Game (Opponent): 15, Ross Ortega, Nevada, 1990
 Tournament: 26, Bear Rinehart, 2000-02.

Most Yards

Game: 153, Donald Lipscomb vs. Eastern Kentucky, 1990
 Game (Opponent): 247, Ross Ortega, Nevada, 1990
 Tournament: 359, Bear Rinehart, 2000-02

Most Touchdowns

Game: 2, Chas Fox vs. Boston University, 1983
 2, Kirk Burnett vs. Rhode Island, 1985
 2, Jody Wade vs. Northern Arizona, 1996
 2, Isaac West vs. Jacksonville State, 2004
 Game (Opponent): 2, Bill Brooks, Boston University, 1983
 2, Frank Johnson, Georgia Southern, 1985
 2, Randy Moss, Marshall, 1996
 Tournament:

RECEIVING

Most Points

Game: 24, John Bagwell vs. Georgia Southern, 1985
 Game (Opponent): 24, Ray Whalen, Nevada, 1990
 Tournament: 60, John Bagwell, 1985-88

Most Touchdowns

Game: 4, John Bagwell vs. Georgia Southern, 1985
 Game (Opponent): 4, Ray Whalen, Nevada, 1990
 Tournament: 10, John Bagwell, 1985-88

KICK SCORING

Most Points

Game: 11, Keven Esval vs. Rhode Island, 1985
 Game (Opponent): 12, Tim Foley, Georgia Southern, 1985
 Tournament: 49, Glen Connally, 1988-90

Most Extra Points Attempted

Game: 8, Keven Esval vs. Rhode Island, 1985
 Game (Opponent): 7, Tim Openlander, Marshall, 1996
 Tournament: 31, Glen Connally, 1988-90

Most Extra Points Made

Game: 8, Keven Esval, Rhode Island, 1985
 Game (Opponent): 7, Tim Openlander, Marshall, 1996
 Tournament: 30, Glen Connally, 1988-90

Most Field Goals Attempted

Game: 3, Glen Connally vs. Eastern Kentucky, 1990
 Game (Opponent): 5, Dale Dawson, Eastern Kentucky, 1986
 Tournament: 8, Danny Marshall, 2000-2002



John Bagwell



Most Field Goals Made

Game: 2, Glen Connally vs. Delaware, 1988
 2, Danny Marshall vs. Lehigh, 2001
 Game (Opponent): 3, Tim Foley, Georgia Southern, 1985
 3, Dale Dawson, Eastern Kentucky, 1986
 3, Robert Fozkos, Youngstown State, 1989
 3, Jim Jagodzinski, N. Arizona, 1996
 Tournament: 6, Glen Connally, 1988-90
 6, Danny Marshall, 2000-2002

Longest Field Goals

Furman: 42, Mike Wood vs. Eastern Kentucky, 1986
 Opponent: 55, David Cool, Georgia Southern, 1988

KICKOFF RETURNS

Most Returns

Game: 7, Brian Bratton vs. Villanova, 2002
 Game (Opponent): 8, Gerry Williams, Rhode Island, 1985

Most Yards

Game: 157, Mark Rudder vs. Rhode Island, 1985
 Game (Opponent): 196, Martin Gibson, 2002

Longest Return

Furman: 90, Mark Rudder vs. Rhode Island, 1985
 Opponent: 96, Martin Gibson, Villanova, 2002

PUNT RETURNS

Most Returns:

Game: 3 by eight players
 Game (Opponent): 6, Marc Sydnor, Delaware, 1988

Most Yards

Game: 32, Justin Stepp vs. Jacksonville State, 2004
 Game (Opponent): 63, Joseph Jefferson, Western Kentucky, 2001

Longest Return

Furman: 25, Justin Stepp vs. Jacksonville State, 2004
 Opponent: 54, Joseph Jefferson, Western Kentucky, 2001

DEFENSE

Most Sacks

Game: 4, Will Bouton vs. Lehigh, 2001
 Game (Opponent): 2 by six players

INTERCEPTIONS

Most Interceptions

Game: 2 by four players
 Game (Opponent): 2 by three players
 Tournament: 3 by Jerome Norris, 1985

Longest Return

Furman: 90, Jairus Holloman vs. South Carolina State, 2013
 Opponent: 61, Marcus Williams, North Dakota State, 2013

PUNTING

Most Punts

Game: 10, Mark Bridgman vs. Western Carolina, 1983
 Game (Opponent): 9, Greg Supsura, Marshall, 1988

Longest Punt

Furman: 70, Ingle Martin vs. Nicholls State, 2005
 Opponent: 71, Brian Claybourn, Western Kentucky, 2001



Jerome Norris



Bear Rinehart

2019 FURMAN PALADINS FOOTBALL / Series Results



ALABAMA (0-5)

1924.....L.....0-20.....GREENVILLE
 1946.....L.....7-26.....Birmingham, Ala.
 1950.....L.....6-34.....Tuscaloosa
 1958.....L.....6-29.....Tuscaloosa
 1960.....L.....0-51.....Tuscaloosa

APPALACHIAN STATE (23-18-3)

1971.....T.....0-0.....GREENVILLE
 1972.....W.....20-17.....Boone
 1973.....W.....17-0.....GREENVILLE
 1974.....L.....3-27.....Boone
 1975.....W.....30-23.....GREENVILLE
 1976.....T.....14-14.....Boone
 1977.....W.....28-20.....GREENVILLE
 1978.....W.....52-34.....Boone
 1979.....W.....31-17.....GREENVILLE
 1980.....W.....21-20.....Boone
 1981.....W.....22-18.....GREENVILLE
 1982.....W.....27-21.....Boone
 1983.....W.....49-0.....GREENVILLE
 1984.....L.....14-21.....Boone
 1985.....W.....21-7.....GREENVILLE
 1986.....T.....17-17.....Boone
 1987.....L.....8-16.....GREENVILLE
 1988.....W.....24-9.....Boone
 1989.....W.....31-6.....GREENVILLE
 1990.....W.....30-7.....Boone
 1991.....L.....23-26.....GREENVILLE
 1992.....W.....16-13.....Boone
 1993.....W.....27-21.....GREENVILLE
 1994.....L.....6-30.....Boone
 1995.....L.....28-41.....GREENVILLE
 1996.....W.....20-14.....Boone
 1997.....W.....24-22.....GREENVILLE
 1998.....L.....13-26.....Boone
 1999.....W.....35-21.....GREENVILLE
 2000.....L.....17-18.....Boone
 2001.....W.....28-22.....GREENVILLE
 2002.....L.....15-16.....Boone
 2003.....L.....10-13.....GREENVILLE
 2004.....L.....29-30.....Boone
 2005.....W.....34-31.....GREENVILLE
 L.....23-29.....Boone
 2006.....L.....7-40.....Boone
 2007.....L.....27-34.....GREENVILLE
 2008.....L.....14-26.....Boone
 2009.....L.....27-52.....GREENVILLE
 2010.....L.....26-37.....Boone
 2011.....W.....20-10.....GREENVILLE
 2012.....L.....28-33.....Boone
 2013.....W.....27-10.....GREENVILLE

ARMY (0-5)

1930.....L.....0-54.....West Point
 1932.....L.....0-13.....West Point
 1939.....L.....7-16.....West Point
 1953.....L.....0-41.....West Point
 1955.....L.....0-81.....West Point

AUBURN (0-4)

1946.....L.....6-26.....Auburn
 1955.....L.....0-52.....Auburn
 1956.....L.....0-41.....Auburn
 2009.....L.....31-63.....Auburn

BAILEY (2-0)

1913.....W.....59-0.....GREENVILLE

1914.....W.....57-0.....

BINGHAM (2-1)

1896.....L.....0-12.....
 1902.....W.....12-0.....
 1915.....W.....20-6.....

BOSTON UNIVERSITY (1-0)

1983.....W.....35-16.....GREENVILLE

BUCKNELL (0-4)

1933.....L.....0-12.....Lewisburg
 1934.....L.....0-19.....GREENVILLE
 1937.....L.....7-20.....GREENVILLE
 1938.....L.....6-28.....Lewisburg

CARSON-NEWMAN (4-1-1)

1969.....T.....21-21.....GREENVILLE
 1970.....W.....42-34.....Jefferson City
 1971.....W.....23-10.....GREENVILLE
 1972.....L.....7-57.....Jefferson City
 1978.....W.....31-14.....GREENVILLE
 1983.....W.....52-7.....GREENVILLE

CENTRAL FLORIDA (2-0)

1984.....W.....42-6.....GREENVILLE
 2015.....W.....16-15.....Orlando

CENTRE (2-0)

1933.....W.....7-6.....Danville
 1934.....W.....7-6.....GREENVILLE

CHARLESTON ATHLETIC ASSOC. (0-0-1)

1902.....T.....5-5.....Charleston

CHARLESTON YMCA (1-0)

1896.....W.....10-0.....Charleston

CHATTANOOGA (29-19)

1928.....L.....0-15.....GREENVILLE
 1929.....L.....7-20.....Chattanooga
 1957.....L.....0-34.....GREENVILLE
 1959.....L.....7-20.....Chattanooga
 1968.....L.....14-31.....Chattanooga
 1970.....W.....18-16.....GREENVILLE
 1977.....W.....17-7.....Chattanooga
 1978.....L.....9-13.....GREENVILLE
 1979.....L.....14-45.....GREENVILLE
 1980.....W.....42-28.....Chattanooga
 1981.....L.....28-31.....GREENVILLE
 1982.....L.....13-16.....Chattanooga
 1983.....W.....28-14.....GREENVILLE
 1984.....L.....7-14.....Chattanooga
 1985.....W.....28-0.....GREENVILLE
 1986.....W.....21-10.....Chattanooga
 1987.....L.....14-16.....GREENVILLE
 1988.....W.....10-7.....Chattanooga
 1989.....W.....27-17.....GREENVILLE
 1990.....W.....38-21.....Chattanooga
 1991.....W.....24-21.....GREENVILLE
 1992.....W.....35-7.....Chattanooga
 1993.....L.....42-45.....Chattanooga
 1994.....L.....20-34.....GREENVILLE
 1995.....W.....23-21.....Chattanooga
 1996.....W.....42-21.....GREENVILLE
 1997.....W.....43-21.....Chattanooga
 1998.....W.....31-28.....GREENVILLE
 1999.....W.....40-35.....Chattanooga

2000.....W.....45-44.....GREENVILLE
 2001.....W.....42-10.....Chattanooga
 2002.....W.....35-7.....GREENVILLE
 2003.....W.....63-21.....Chattanooga
 2004.....W.....51-31.....GREENVILLE
 2005.....W.....56-35.....Chattanooga
 2006.....W.....28-22.....GREENVILLE
 2007.....W.....28-22.....Chattanooga
 2008.....W.....35-10.....GREENVILLE
 2009.....W.....38-20.....Chattanooga
 2010.....L.....28-36.....GREENVILLE
 2011.....W.....14-7.....Chattanooga
 2012.....L.....10-31.....GREENVILLE
 2013.....L.....9-31.....Chattanooga
 2014.....L.....19-45.....GREENVILLE
 2015.....L.....3-31.....Chattanooga
 2016.....L.....14-21.....GREENVILLE
 2017.....W.....41-17.....Chattanooga
 2018.....W.....16-6.....GREENVILLE

THE CITADEL (60-35-3)

1913.....L.....0-75.....Charleston
 1919.....W.....21-6.....GREENVILLE
 1920.....W.....21-6.....Charleston
 1921.....W.....42-0.....GREENVILLE
 1922.....W.....28-0.....Florence
 1923.....W.....30-14.....GREENVILLE
 1924.....L.....0-6.....Charleston
 1925.....W.....7-0.....GREENVILLE
 1926.....W.....7-0.....Charleston
 1927.....W.....6-0.....Charleston
 1928.....W.....13-0.....GREENVILLE
 1929.....T.....0-0.....Charleston
 1930.....W.....31-6.....GREENVILLE
 1931.....W.....33-7.....Charleston
 1932.....W.....20-0.....Orangeburg
 1933.....W.....14-0.....GREENVILLE
 1934.....W.....6-0.....Charleston
 1935.....W.....35-0.....GREENVILLE
 1936.....W.....13-7.....GREENVILLE
 1937.....L.....0-8.....Charleston
 1938.....L.....6-9.....GREENVILLE
 1939.....W.....7-0.....Charleston
 1940.....W.....36-7.....GREENVILLE
 1941.....T.....13-13.....Charleston
 1942.....W.....20-0.....GREENVILLE
 1946.....W.....14-0.....Charleston
 1947.....W.....7-0.....GREENVILLE
 1948.....W.....9-0.....GREENVILLE
 1949.....W.....19-7.....Charleston
 1950.....W.....21-7.....GREENVILLE
 1951.....W.....35-14.....Orangeburg
 1952.....T.....7-7.....Orangeburg
 1953.....W.....27-0.....Charleston
 1954.....W.....31-20.....GREENVILLE
 1955.....L.....19-25.....Charleston
 1956.....W.....7-0.....GREENVILLE
 1957.....L.....14-18.....Charleston
 1958.....L.....6-24.....GREENVILLE
 1959.....L.....14-18.....Charleston
 1960.....L.....6-7.....GREENVILLE
 1961.....L.....8-9.....Charleston
 1962.....W.....33-25.....GREENVILLE
 1963.....W.....34-25.....Charleston
 1964.....L.....0-17.....GREENVILLE
 1965.....L.....0-28.....Charleston
 1966.....L.....6-10.....GREENVILLE
 1967.....W.....14-6.....Charleston

1968.....L.....12-31.....GREENVILLE
 1969.....L.....21-37.....Charleston
 1970.....W.....28-21.....GREENVILLE
 1971.....L.....33-35.....Charleston
 1972.....L.....13-19.....GREENVILLE
 1973.....L.....21-26.....Charleston
 1974.....L.....0-24.....GREENVILLE
 1975.....L.....9-13.....Charleston
 1976.....L.....16-17.....GREENVILLE
 1977.....L.....3-10.....Charleston
 1978.....W.....17-13.....GREENVILLE
 1979.....W.....45-44.....Charleston
 1980.....W.....28-15.....GREENVILLE
 1981.....L.....18-35.....Charleston
 1982.....W.....27-0.....GREENVILLE
 1983.....W.....49-21.....Charleston
 1984.....W.....42-14.....GREENVILLE
 1985.....W.....42-0.....Charleston
 1986.....W.....37-14.....GREENVILLE
 1987.....W.....58-13.....Charleston
 1988.....W.....30-17.....GREENVILLE
 1989.....W.....44-9.....Charleston
 1990.....W.....30-17.....GREENVILLE
 1991.....L.....6-10.....Charleston
 1992.....L.....14-20.....GREENVILLE
 1993.....L.....10-20.....Charleston
 1994.....L.....44-52.....GREENVILLE
 1995.....W.....24-3.....Charleston
 1996.....W.....35-25.....GREENVILLE
 1997.....W.....21-7.....Charleston
 1998.....L.....24-25.....GREENVILLE
 1999.....W.....31-17.....Charleston
 2000.....W.....33-7.....GREENVILLE
 2001.....W.....30-7.....Charleston
 2002.....W.....37-10.....GREENVILLE
 2003.....L.....9-10.....Charleston
 2004.....W.....33-14.....GREENVILLE
 2005.....W.....39-31.....Charleston
 2006.....W.....23-17.....GREENVILLE
 2007.....L.....51-54.....Charleston
 2008.....W.....34-20.....GREENVILLE
 2009.....L.....28-38.....Charleston
 2010.....W.....31-14.....GREENVILLE
 2011.....W.....16-6.....Charleston
 2012.....L.....20-42.....GREENVILLE
 2013.....W.....24-17.....Charleston
 2014.....L.....35-42 (ot).....Charleston
 2015.....L.....17-38.....GREENVILLE
 2016.....L.....14-19.....Charleston
 2017.....W.....56-20.....GREENVILLE
 2018.....W.....28-17.....Charleston

CLEMSON (10-43-4)

1896.....L.....6-14.....GREENVILLE
 1902.....L.....0-28.....GREENVILLE
 1914.....L.....0-57.....Clemson
 1915.....L.....0-94.....GREENVILLE
 1916.....L.....6-7.....Clemson
 1917.....L.....0-38.....GREENVILLE
 1918.....L.....7-67.....Clemson
 1919.....T.....7-7.....GREENVILLE
 1920.....W.....14-0.....GREENVILLE
 1921.....T.....0-0.....GREENVILLE
 1922.....W.....20-6.....GREENVILLE
 1923.....L.....6-7.....GREENVILLE
 1924.....W.....3-0.....GREENVILLE
 1925.....W.....26-0.....GREENVILLE
 1926.....W.....30-0.....GREENVILLE

2019 FURMAN PALADINS FOOTBALL / Series Results



1927..... W..... 28-0..... GREENVILLE
1928..... L..... 12-27..... GREENVILLE
1929..... L..... 6-7..... Clemson
1930..... L..... 7-12..... GREENVILLE
1931..... T..... 0-0..... GREENVILLE
1932..... W..... 7-0..... GREENVILLE
1933..... W..... 6-0..... GREENVILLE
1934..... L..... 0-7..... GREENVILLE
1935..... W..... 8-6..... GREENVILLE
1936..... W..... 12-0..... Clemson
1937..... T..... 0-0..... GREENVILLE
1938..... L..... 7-10..... Clemson
1939..... L..... 3-14..... GREENVILLE
1940..... L..... 7-13..... GREENVILLE
1941..... L..... 6-34..... GREENVILLE
1942..... L..... 7-12..... Clemson
1946..... L..... 6-20..... Clemson
1947..... L..... 7-35..... GREENVILLE
1948..... L..... 0-41..... Clemson
1949..... L..... 21-28..... GREENVILLE
1950..... L..... 2-57..... Clemson
1951..... L..... 14-34..... GREENVILLE
1954..... L..... 6-27..... Clemson
1955..... L..... 20-40..... GREENVILLE
1956..... L..... 7-28..... Clemson
1957..... L..... 6-45..... GREENVILLE
1958..... L..... 19-36..... Clemson
1959..... L..... 3-56..... GREENVILLE
1960..... L..... 14-42..... Clemson
1961..... L..... 6-35..... Clemson
1962..... L..... 3-44..... Clemson
1964..... L..... 0-38..... Clemson
1979..... L..... 0-21..... Clemson
1988..... L..... 3-23..... Clemson
1989..... L..... 0-30..... Clemson
1994..... L..... 6-27..... Clemson
1996..... L..... 3-19..... Clemson
1998..... L..... 0-33..... Clemson
2003..... L..... 17-28..... Clemson
2007..... L..... 10-38..... Clemson
2012..... L..... 7-41..... Clemson
2018..... L..... 7-48..... Clemson

CLEMSON "B" (1-0)

1913..... W..... 7-2..... GREENVILLE

CLEMSON "C" (1-0)

1913..... W..... 40-0..... GREENVILLE

COASTAL CAROLINA (1-7)

2006..... L..... 27-29..... Conway
2007..... W..... 27-17..... GREENVILLE
2011..... L..... 23-30..... Conway
2012..... L..... 45-47..... GREENVILLE
2013..... L..... 28-35..... Conway
2014..... L..... 31-37..... GREENVILLE
2015..... L..... 35-38..... GREENVILLE
2016..... L..... 21-41..... Conway

COLGATE (3-0)

2008..... W..... 42-21..... Hamilton
2010..... W..... 45-15..... GREENVILLE
2017..... W..... 45-14..... Hamilton

COLLEGE OF CHARLESTON (2-0)

1913..... W..... 38-0..... GREENVILLE
W..... 30-0..... Charleston

CONNECTICUT (2-0)

1991..... W..... 35-24..... Storrs
1993..... W..... 26-17..... GREENVILLE

DAVIDSON (39-15)

1902..... W..... 6-0..... Davidson
1915..... L..... 13-58..... Davidson
1916..... L..... 14-46..... Davidson
1917..... L..... 7-28..... GREENVILLE
1919..... L..... 14-41..... GREENVILLE
1920..... W..... 7-0..... GREENVILLE
1921..... W..... 28-0..... GREENVILLE
1922..... W..... 13-0..... GREENVILLE
1923..... W..... 13-10..... Columbia, S.C.
1924..... W..... 6-0..... Columbia, S.C.
1925..... W..... 7-0..... Charlotte, N.C.
1936..... W..... 14-13..... GREENVILLE
1937..... L..... 9-13..... Davidson
1938..... L..... 12-13..... GREENVILLE
1939..... W..... 15-0..... Davidson
1940..... W..... 40-7..... GREENVILLE
1941..... W..... 31-13..... Charlotte, N.C.
1946..... L..... 13-7..... GREENVILLE
1947..... L..... 6-20..... GREENVILLE
1948..... L..... 0-7..... Charlotte
1949..... W..... 21-6..... GREENVILLE
1950..... W..... 32-20..... Charlotte
1952..... W..... 14-13..... Davidson
1953..... W..... 34-0..... GREENVILLE
1954..... W..... 19-7..... Charlotte
1955..... W..... 13-9..... GREENVILLE
1956..... W..... 27-13..... Charlotte
1957..... W..... 6-2..... GREENVILLE
1958..... W..... 22-20..... Davidson
1959..... W..... 35-7..... GREENVILLE
1960..... W..... 22-21..... Davidson
1961..... W..... 45-19..... GREENVILLE
1962..... W..... 14-7..... Davidson
1963..... W..... 17-0..... GREENVILLE
1964..... L..... 0-17..... Davidson
1965..... L..... 0-24..... GREENVILLE
1966..... W..... 28-26..... Charlotte
1967..... L..... 22-45..... GREENVILLE
1968..... L..... 7-28..... Davidson
1969..... L..... 14-77..... GREENVILLE
1970..... W..... 31-24..... Davidson
1971..... W..... 41-6..... GREENVILLE
1972..... L..... 35-51..... Davidson
1973..... W..... 38-7..... GREENVILLE
1978..... W..... 56-14..... GREENVILLE
1979..... W..... 63-55..... Davidson
1980..... W..... 21-7..... GREENVILLE
1981..... W..... 30-12..... Davidson
1982..... W..... 63-14..... GREENVILLE
1983..... W..... 55-7..... Davidson
1984..... W..... 55-7..... GREENVILLE
1985..... W..... 58-7..... Davidson
1986..... W..... 59-0..... GREENVILLE
1987..... W..... 58-3..... GREENVILLE

DAVIS & ELKINS (1-0-1)

1930..... T..... 7-7..... GREENVILLE
1932..... W..... 19-0..... GREENVILLE

DELAWARE (2-0)

1985..... W..... 21-7..... GREENVILLE
2008..... W..... 23-21..... GREENVILLE

DUKE (2-1)

1891..... L..... 0-96..... Columbia, S.C.
1927..... W..... 13-7..... Durham
1928..... W..... 6-0..... GREENVILLE

1961..... W..... 29-8..... GREENVILLE
1964..... L..... 13-34..... GREENVILLE
1965..... W..... 14-7..... GREENVILLE
1966..... L..... 0-17..... Greenville, N.C.
1967..... L..... 29-34..... Greenville, N.C.
1968..... L..... 13-24..... GREENVILLE
1969..... L..... 21-24..... Greenville, N.C.
1970..... L..... 0-7..... GREENVILLE
1971..... L..... 13-26..... Greenville, N.C.
1972..... L..... 21-27..... GREENVILLE
1973..... L..... 3-14..... Greenville, N.C.
1974..... L..... 12-15..... GREENVILLE
1975..... L..... 10-21..... Greenville, N.C.
1976..... W..... 17-10..... GREENVILLE

EASTERN KENTUCKY (1-1)

1986..... L..... 10-23..... GREENVILLE
1990..... W..... 45-17..... Richmond

EAST TENNESSEE STATE (25-8)

1957..... W..... 13-7..... GREENVILLE
1973..... W..... 40-21..... GREENVILLE
1974..... L..... 13-24..... Johnson City
1977..... W..... 42-12..... GREENVILLE
1978..... W..... 35-14..... Johnson City
1979..... L..... 24-28..... GREENVILLE
1980..... W..... 33-21..... Johnson City
1981..... W..... 21-0..... GREENVILLE
1982..... W..... 20-15..... Johnson City
1983..... W..... 28-7..... GREENVILLE
1984..... W..... 28-16..... Johnson City
1985..... W..... 35-31..... GREENVILLE
1986..... L..... 13-25..... Johnson City
1987..... W..... 24-13..... GREENVILLE
1988..... W..... 31-14..... Johnson City
1989..... W..... 44-20..... GREENVILLE
1990..... W..... 29-13..... Johnson City
1991..... W..... 52-23..... GREENVILLE
1992..... W..... 45-14..... Johnson City
1993..... W..... 45-21..... GREENVILLE
1994..... W..... 33-21..... Johnson City
1995..... W..... 21-15..... GREENVILLE
1996..... L..... 19-21..... Johnson City
1997..... L..... 28-58..... GREENVILLE
1998..... L..... 19-22..... Johnson City
1999..... W..... 48-21..... GREENVILLE
2000..... L..... 21-23..... Johnson City
2001..... W..... 31-6..... GREENVILLE
2002..... W..... 25-0..... Johnson City
2003..... W..... 30-10..... GREENVILLE
2016..... W..... 52-7..... Johnson City
2017..... W..... 56-35..... GREENVILLE
2018..... L..... 27-29..... Johnson City

ELON (12-8)

1920..... W..... 33-0..... GREENVILLE
1997..... W..... 38-20..... GREENVILLE
1999..... L..... 22-24..... GREENVILLE
2000..... W..... 16-3..... GREENVILLE
2001..... W..... 46-7..... GREENVILLE
2002..... W..... 57-7..... GREENVILLE
2003..... W..... 24-7..... GREENVILLE
2004..... W..... 10-0..... Elon

2005..... W..... 45-6..... GREENVILLE
2006..... W..... 24-13..... Elon
2007..... W..... 52-49..... GREENVILLE
2008..... L..... 10-31..... Elon
2009..... L..... 12-19..... GREENVILLE
2010..... L..... 25-30..... Elon
2011..... L..... 34-41..... GREENVILLE
2012..... W..... 31-17..... Elon
2013..... L..... 25-28..... GREENVILLE
2017..... L..... 31-34..... GREENVILLE
W..... 28-27..... Elon
2018..... L..... 7-45..... Elon

ERSKINE (14-0-2)

1915..... W..... 60-0..... GREENVILLE
1916..... W..... 60-3..... GREENVILLE
1918..... T..... 6-6..... GREENVILLE
1919..... W..... 41-0..... GREENVILLE
1920..... W..... 41-0..... GREENVILLE
1921..... W..... 42-7..... GREENVILLE
1922..... W..... 67-6..... GREENVILLE
1923..... W..... 63-0..... GREENVILLE
1927..... W..... 47-0..... GREENVILLE
1929..... W..... 19-6..... GREENVILLE
1930..... W..... 35-0..... GREENVILLE
1931..... T..... 0-0..... GREENVILLE
1932..... W..... 58-0..... GREENVILLE
1933..... W..... 33-0..... GREENVILLE
1939..... W..... 38-7..... GREENVILLE
1940..... W..... 40-0..... GREENVILLE

FLORIDA (2-7)

1922..... W..... 7-6..... Gainesville
1930..... W..... 14-13..... Gainesville
1947..... L..... 7-34..... Gainesville
1948..... L..... 14-39..... GREENVILLE
1949..... L..... 27-28..... Gainesville
1950..... L..... 7-19..... Gainesville
1981..... L..... 7-35..... Gainesville
1990..... L..... 3-27..... Gainesville
2011..... L..... 32-54..... Gainesville

FLORIDA STATE (2-8)

1952..... W..... 9-0..... Tallahassee
1953..... W..... 14-7..... Tallahassee
1954..... L..... 14-33..... Tallahassee
1955..... L..... 6-19..... GREENVILLE
1956..... L..... 7-42..... Tallahassee
1957..... L..... 7-27..... Tallahassee
1958..... L..... 6-42..... Tallahassee
1962..... L..... 0-42..... Tallahassee
1963..... L..... 6-49..... Tallahassee
1987..... L..... 10-41..... Tallahassee

FORTY EIGHTH INFANTRY (2-0)

1918..... W..... 26-0..... GREENVILLE
W..... 20-7..... GREENVILLE

FREDERICK (1-0)

1965..... W..... 51-14..... GREENVILLE

GARDNER-WEBB (4-1)

2003..... W..... 45-0..... GREENVILLE
2004..... W..... 38-6..... Boiling Springs
2005..... W..... 48-31..... GREENVILLE
2013..... L..... 21-28..... Boiling Springs
2014..... W..... 13-3..... GREENVILLE

2019 FURMAN PALADINS FOOTBALL / Series Results



GEORGETOWN (0-1)

1924.....L.....0-20.....GREENVILLE

GEORGE WASHINGTON (6-8-1)

1938.....L.....0-7.....Washington
1941.....W.....13-6.....GREENVILLE
1942.....W.....6-0.....Washington
1950.....L.....7-34.....GREENVILLE
1951.....T.....19-19.....Washington
1956.....L.....0-10.....GREENVILLE
1957.....W.....13-12.....GREENVILLE
1958.....L.....8-11.....Washington
1959.....W.....24-0.....GREENVILLE
1961.....W.....13-9.....GREENVILLE
1962.....L.....7-14.....Washington
1963.....W.....29-14.....GREENVILLE
1964.....L.....14-34.....Washington
1965.....L.....7-24.....GREENVILLE
1966.....L.....28-49.....Washington

GEORGIA (2-21)

1893.....L.....8-22.....Augusta, Ga.
1902.....L.....0-11.....Athens
1916.....L.....0-49.....Athens
1920.....L.....0-7.....GREENVILLE
1921.....L.....7-27.....Athens
1922.....L.....0-7.....GREENVILLE
1924.....L.....0-23.....Augusta, Ga.
1925.....L.....0-21.....Augusta, Ga.
1926.....W.....14-7.....Athens
1927.....L.....0-32.....Athens
1928.....L.....0-7.....Athens
1929.....L.....0-27.....Athens
1934.....L.....2-7.....GREENVILLE
1935.....L.....7-31.....Athens
1936.....L.....0-13.....Athens
1938.....L.....7-38.....Athens
1939.....W.....20-0.....GREENVILLE
1942.....L.....7-40.....Athens
1946.....L.....7-70.....GREENVILLE
1947.....L.....7-13.....Athens
1948.....L.....0-33.....Athens
1949.....L.....0-25.....Athens
1950.....L.....0-40.....Athens

GEORGIA SOUTHERN (9-16)

1985.....L.....42-44.....Tacoma, WA
1988.....W.....17-12.....Pocatello, ID
1992.....L.....0-21.....GREENVILLE
1993.....L.....19-31.....Statesboro
1994.....L.....26-31.....GREENVILLE
1995.....L.....20-27.....Statesboro
1996.....W.....21-14.....GREENVILLE
1997.....L.....13-30.....Statesboro
1998.....L.....17-45.....GREENVILLE
1999.....L.....38-41.....Statesboro
2000.....W.....45-10.....GREENVILLE
2001.....L.....10-20.....Statesboro
.....W.....24-17.....Statesboro
2002.....L.....21-42.....GREENVILLE
2003.....L.....24-49.....Statesboro
2004.....W.....29-22.....GREENVILLE
2005.....L.....24-27.....Statesboro
2006.....W.....13-10.....GREENVILLE
2007.....W.....24-22.....Statesboro
2008.....L.....10-17.....GREENVILLE
2009.....W.....30-22.....Statesboro
2010.....L.....28-32.....GREENVILLE

2011.....L.....20-50.....Statesboro
2012.....L.....17-38.....GREENVILLE
2013.....W.....16-14.....Statesboro

GEORGIA TECH (2-10-3)

1901.....L.....0-17.....Atlanta
.....T.....5-5.....GREENVILLE
1902.....T.....0-0.....GREENVILLE
1916.....W.....21-10.....GREENVILLE
1917.....L.....0-25.....Atlanta
1918.....L.....0-118.....Atlanta
1919.....L.....0-74.....Atlanta
1921.....L.....0-69.....Atlanta
1946.....L.....7-41.....Atlanta
1947.....L.....0-51.....Atlanta
1983.....W.....17-14.....Atlanta
1986.....T.....17-17.....Atlanta
1991.....L.....17-19.....Atlanta
1993.....L.....3-38.....Atlanta
1995.....L.....7-51.....Atlanta

GUILFORD (2-0)

1970.....W.....49-28.....Guilford
1971.....W.....42-14.....GREENVILLE

HOFSTRA (1-2)

2000.....L.....24-31.....GREENVILLE
2005.....W.....44-41.....GREENVILLE
2007.....L.....17-32.....West Hempstead

HOLY CROSS (1-0)

1975.....W.....21-14.....GREENVILLE

HOWARD (1-0)

2010.....W.....56-14.....GREENVILLE

IDAHO (1-0)

1988.....W.....38-7.....GREENVILLE

JACKSONVILLE STATE (3-0)

2004.....W.....49-7.....GREENVILLE
2005.....W.....37-35.....Jacksonville
2006.....W.....17-13.....GREENVILLE

JAMES MADISON (2-1)

1981.....W.....30-14.....Harrisonburg
1982.....W.....17-10.....GREENVILLE
2004.....L.....13-14.....GREENVILLE

KENNESAW STATE (0-1)

2016.....L.....42-52.....GREENVILLE

LEHIGH (3-0)

1965.....W.....27-15.....Bethlehem
1967.....W.....38-15.....GREENVILLE
2001.....W.....34-17.....GREENVILLE

LENOIR-RHYNE (2-0)

1973.....W.....52-20.....Hickory
1974.....W.....14-10.....GREENVILLE

LIBERTY (3-0)

1981.....W.....38-14.....GREENVILLE
1991.....W.....31-7.....GREENVILLE
1992.....W.....31-13.....GREENVILLE

LOUISVILLE (0-1)

1973.....L.....14-35.....Louisville

MARSHALL (15-8)

1938.....W.....18-13.....Huntington
1977.....W.....42-24.....GREENVILLE
1978.....W.....42-12.....Huntington
1979.....W.....42-12.....GREENVILLE
1980.....W.....35-0.....Charleston, W. Va.
1981.....W.....35-3.....GREENVILLE
1982.....W.....45-7.....Huntington
1983.....W.....31-7.....GREENVILLE
1984.....W.....38-28.....Huntington
1985.....W.....34-3.....GREENVILLE
1986.....W.....38-10.....Huntington
1987.....W.....42-36.....GREENVILLE
1988.....L.....10-24.....Huntington
.....W.....13-9.....Huntington
1989.....W.....34-13.....GREENVILLE
1990.....L.....7-10.....Huntington
1991.....L.....35-38.....GREENVILLE
1992.....L.....6-48.....Huntington
1993.....W.....17-3.....GREENVILLE
1994.....L.....14-35.....Huntington
1995.....L.....6-31.....GREENVILLE
1996.....L.....17-42.....Huntington
.....L.....0-54.....Huntington

MARS HILL (3-0)

1967.....W.....42-0.....GREENVILLE
1985.....W.....34-10.....GREENVILLE
2008.....W.....62-14.....GREENVILLE

MARYVILLE (0-1)

1914.....L.....19-26.....GREENVILLE

MASSACHUSETTS (0-1)

1999.....L.....23-30.....GREENVILLE

MEMPHIS STATE (1-0)

1961.....W.....7-6.....GREENVILLE

MERCER (9-6-2)

1914.....L.....0-39.....Macon
1921.....W.....37-0.....GREENVILLE
1923.....L.....3-6.....Macon
1924.....L.....0-23.....GREENVILLE
1925.....L.....0-17.....Macon
1926.....T.....13-13.....GREENVILLE
1927.....W.....27-13.....Macon
1932.....W.....2-0.....Macon
1933.....T.....6-6.....GREENVILLE
1934.....W.....9-3.....Macon
1935.....W.....32-0.....GREENVILLE
1936.....W.....20-9.....Macon
2014.....W.....25-20.....Macon
2015.....L.....20-27.....GREENVILLE
2016.....L.....24-27.....Macon
2017.....W.....28-21.....GREENVILLE
2018.....W.....35-30.....Macon

MIAMI, FLA. (1-2)

1927.....W.....38-7.....Miami
1942.....L.....13-32.....Miami
1954.....L.....13-51.....Miami

LEHIGH (3-0)

1965.....W.....27-15.....Bethlehem

MISSISSIPPI (1-0)

1924.....W.....7-2.....GREENVILLE

MICHIGAN STATE (0-1)

2016.....L.....13-28.....East Lansing

MISSISSIPPI COLLEGE (5-2)

1960.....W.....33-20.....GREENVILLE
1963.....W.....41-13.....GREENVILLE
1964.....W.....13-10.....GREENVILLE
1967.....W.....15-6.....GREENVILLE
1968.....L.....12-21.....Clinton
1969.....L.....19-21.....GREENVILLE
1970.....W.....38-17.....Clinton

MISSOURI (0-1)

2009.....L.....12-52.....Columbia

MONTANA (0-1)

2001.....L.....6-13.....Chattanooga, Tenn.

MONTANA STATE (0-1)

2006.....L.....13-31.....Bozeman

NEVADA (1-1)

1985.....W.....35-12.....GREENVILLE
1990.....L.....35-42.....Reno

NEWBERRY (23-5)

1913.....L.....7-16.....Union, S.C.
1914.....L.....6-13.....GREENVILLE
1915.....W.....7-0.....GREENVILLE
1917.....W.....20-7.....GREENVILLE
1920.....W.....42-0.....Newberry
1921.....W.....63-0.....GREENVILLE
1922.....W.....33-0.....GREENVILLE
1923.....W.....35-0.....GREENVILLE
1924.....W.....14-0.....GREENVILLE
1925.....W.....27-10.....GREENVILLE
1926.....W.....30-0.....GREENVILLE
1929.....W.....45-0.....GREENVILLE
1930.....W.....49-0.....Newberry
1931.....W.....26-0.....GREENVILLE
1932.....W.....13-6.....Newberry
1937.....W.....19-0.....GREENVILLE
1951.....W.....33-13.....GREENVILLE
1952.....W.....47-6.....GREENVILLE
1953.....W.....33-13.....GREENVILLE
1954.....W.....19-6.....GREENVILLE
1955.....L.....0-14.....GREENVILLE
1956.....L.....7-13.....GREENVILLE
1965.....W.....48-12.....Newberry
1966.....W.....29-7.....GREENVILLE
1984.....W.....29-7.....GREENVILLE
1985.....L.....21-24.....GREENVILLE
1988.....W.....42-0.....GREENVILLE
2000.....W.....44-10.....GREENVILLE

NICHOLLS STATE (1-0)

2005.....W.....14-12.....GREENVILLE

NORTH CAROLINA (1-5)

1902.....L.....0-10.....Chapel Hill
1916.....L.....0-46.....Chapel Hill
1980.....L.....13-35.....Chapel Hill
1992.....L.....0-28.....Chapel Hill
1999.....W.....28-3.....Chapel Hill
2006.....L.....42-45.....Chapel Hill

NORTH CAROLINA STATE (8-5-4)

1902.....T.....0-0.....GREENVILLE



W.....5-2.....Raleigh
 1926.....W.....31-0.....Raleigh
 1927.....W.....20-0.....GREENVILLE
 1936.....L.....0-27.....Raleigh
 1937.....T.....7-7.....GREENVILLE
 1938.....T.....7-7.....Raleigh
 1939.....L.....7-12.....GREENVILLE
 1940.....W.....20-6.....Raleigh
 1941.....T.....0-0.....GREENVILLE
 1954.....W.....7-6.....Raleigh
 1955.....L.....7-33.....GREENVILLE
 1976.....W.....17-12.....Raleigh
 1982.....L.....0-26.....Raleigh
 1984.....W.....34-30.....Raleigh
 1985.....W.....42-20.....Raleigh
 2017.....L.....16-49.....Raleigh

NORTHERN ARIZONA (1-0)

1996.....W.....42-31.....Flagstaff

NORTHERN ARIZONA (1-0)

2013.....L.....7-38.....Fargo

OGLETHORPE (6-3)

1919.....W.....13-0.....GREENVILLE
 1920.....W.....42-3.....GREENVILLE
 1922.....W.....26-0.....Atlanta
 1923.....W.....29-0.....GREENVILLE
 1926.....L.....11-12.....Atlanta
 1927.....W.....19-0.....Atlanta
 1930.....L.....6-13.....Atlanta
 1931.....L.....0-3.....Atlanta
 1938.....W.....13-6.....GREENVILLE

OHIO (0-1)

1940.....L.....6-15.....Athens

PARSONS (1-0)

1966.....W.....6-20.....GREENVILLE

PENN STATE (0-1)

1958.....L.....0-36.....State College

PIEDMONT (1-0)

1935.....W.....69-0.....GREENVILLE

PITTSBURGH (0-1)

2004.....L.....38-41.....Pittsburgh

PRESBYTERIAN (43-12-1)

1913.....W.....65-0.....GREENVILLE
 1914.....L.....2-39.....Clinton
 1915.....L.....13-20.....GREENVILLE
W.....38-7.....GREENVILLE
 1916.....W.....42-10.....Clinton
 1917.....L.....14-17.....GREENVILLE
 1918.....L.....7-14.....GREENVILLE
 1919.....W.....6-0.....GREENVILLE
 1923.....W.....20-0.....GREENVILLE
 1925.....W.....27-3.....GREENVILLE
 1926.....W.....14-7.....GREENVILLE
 1928.....W.....6-0.....GREENVILLE
 1929.....W.....12-0.....GREENVILLE
 1935.....W.....23-0.....GREENVILLE
 1936.....W.....14-0.....Clinton
 1937.....W.....52-0.....GREENVILLE
 1949.....L.....13-20.....GREENVILLE
 1950.....L.....12-13.....GREENVILLE

1951.....W.....39-0.....GREENVILLE
 1952.....W.....27-6.....GREENVILLE
 1953.....W.....19-0.....GREENVILLE
 1954.....W.....27-0.....GREENVILLE
 1959.....L.....23-24.....GREENVILLE
 1960.....W.....20-12.....GREENVILLE
 1961.....W.....27-6.....GREENVILLE
 1962.....W.....40-6.....GREENVILLE
 1963.....W.....27-0.....GREENVILLE
 1964.....W.....28-6.....GREENVILLE
 1965.....L.....7-14.....Clinton
 1968.....W.....13-9.....GREENVILLE
 1969.....W.....14-12.....Clinton
 1970.....W.....19-7.....GREENVILLE
 1971.....L.....14-35.....Clinton
 1972.....L.....7-10.....GREENVILLE
 1973.....W.....13-6.....Clinton
 1974.....W.....22-19.....GREENVILLE
 1975.....W.....36-7.....Clinton
 1976.....W.....38-21.....GREENVILLE
 1977.....T.....13-13.....GREENVILLE
 1979.....L.....10-17.....GREENVILLE
 1980.....W.....28-7.....GREENVILLE
 1986.....W.....45-31.....GREENVILLE
 1987.....W.....23-3.....GREENVILLE
 1988.....W.....21-0.....GREENVILLE
 1989.....W.....59-17.....GREENVILLE
 1990.....W.....63-7.....GREENVILLE
 1991.....W.....52-7.....GREENVILLE
 1992.....W.....43-7.....GREENVILLE
 2001.....W.....47-28.....GREENVILLE
 2004.....W.....52-7.....GREENVILLE
 2007.....W.....40-16.....GREENVILLE
 2009.....W.....45-21.....GREENVILLE
 2011.....W.....62-21.....GREENVILLE
 2012.....W.....31-21.....Clinton
 2013.....W.....21-20.....GREENVILLE
 2014.....L.....7-10.....Clinton

RHODE ISLAND (1-0)

1985.....W.....59-15.....GREENVILLE

RICHMOND (10-15)

1922.....L.....0-13.....GREENVILLE
 1923.....W.....22-7.....Richmond
 1931.....W.....34-6.....GREENVILLE
 1933.....W.....14-6.....Richmond
 1948.....L.....0-7.....GREENVILLE
 1949.....L.....0-12.....Richmond
 1959.....L.....14-48.....Richmond
 1960.....L.....28-35.....GREENVILLE
 1964.....W.....19-18.....Richmond
 1965.....W.....14-0.....GREENVILLE
 1966.....L.....14-24.....Richmond
 1967.....L.....14-42.....GREENVILLE
 1968.....L.....0-34.....Richmond
 1969.....L.....0-37.....GREENVILLE
 1970.....W.....23-9.....GREENVILLE
 1971.....L.....0-20.....Richmond
 1972.....L.....0-37.....GREENVILLE
 1973.....L.....17-20.....GREENVILLE
 1974.....W.....24-14.....Richmond
 1975.....L.....21-27.....Richmond
 1976.....L.....9-13.....GREENVILLE
 1977.....L.....13-19.....Richmond
 2002.....W.....17-7.....Richmond
 2003.....W.....31-17.....GREENVILLE
 2005.....W.....24-20.....Richmond

RIVERSIDE MILITARY ACADEMY (1-0)

1913.....L.....6-7.....GREENVILLE

ST. ALBANS (0-0-1)

1902.....T.....0-0.....GREENVILLE

SAMFORD (10-11)

1961.....W.....21-14.....GREENVILLE
 1962.....L.....7-14.....GREENVILLE
 1966.....L.....7-17.....GREENVILLE
 1967.....L.....28-42.....Birmingham
 1968.....L.....12-17.....GREENVILLE
 1969.....L.....14-34.....Birmingham
 1997.....W.....29-10.....Birmingham
 1998.....W.....34-24.....GREENVILLE
 2004.....W.....45-10.....Birmingham
 2005.....W.....45-23.....GREENVILLE
 2008.....W.....28-27.....Birmingham
 2009.....W.....26-24.....GREENVILLE
 2010.....W.....27-10.....Birmingham
 2011.....L.....21-26.....GREENVILLE
 2012.....L.....21-24.....Birmingham
 2013.....W.....35-17.....GREENVILLE
 2014.....L.....0-45.....GREENVILLE
 2015.....W.....20-17.....Birmingham
 2016.....L.....21-38.....GREENVILLE
 2017.....L.....20-26.....Birmingham

SECOND DEVELOPEMENT REGIMENT (0-1)

1918.....L.....7-13.....GREENVILLE

SOUTH CAROLINA (20-28-1)

1892.....W.....44-0.....Charleston, S.C.
 1895.....L.....10-14.....Columbia
 1896.....W.....12-0.....GREENVILLE
 1900.....L.....0-27.....GREENVILLE
 1901.....L.....0-12.....Columbia
 1902.....L.....10-0.....GREENVILLE
 1916.....W.....14-0.....GREENVILLE
 1917.....L.....0-26.....Florence, S.C.
 1918.....L.....12-20.....GREENVILLE
 1921.....W.....7-0.....GREENVILLE
 1922.....L.....7-27.....Columbia
 1923.....W.....23-3.....GREENVILLE
 1924.....W.....10-0.....Columbia
 1925.....W.....2-0.....GREENVILLE
 1926.....W.....10-7.....Columbia
 1927.....W.....34-0.....GREENVILLE
 1928.....L.....0-6.....Columbia
 1929.....L.....0-2.....GREENVILLE
 1930.....W.....14-0.....GREENVILLE
 1931.....L.....0-27.....Columbia
 1932.....W.....14-0.....GREENVILLE
 1933.....T.....0-0.....Columbia
 1934.....L.....0-2.....GREENVILLE
 1935.....W.....20-7.....Columbia
 1936.....W.....23-6.....GREENVILLE
 1937.....W.....12-0.....Columbia
 1938.....L.....6-27.....GREENVILLE
 1939.....W.....20-0.....Columbia
 1940.....W.....25-7.....GREENVILLE
 1941.....L.....7-26.....Columbia
 1942.....W.....6-0.....Columbia
 1946.....L.....7-14.....GREENVILLE
 1947.....L.....8-26.....Columbia
 1948.....L.....0-7.....GREENVILLE
 1949.....W.....14-7.....Columbia
 1950.....L.....6-21.....GREENVILLE

1951.....L.....6-21.....Columbia
 1952.....L.....7-27.....GREENVILLE
 1953.....L.....13-27.....Columbia
 1954.....L.....7-27.....GREENVILLE
 1955.....L.....0-19.....Columbia
 1956.....L.....6-13.....GREENVILLE
 1957.....L.....13-58.....Columbia
 1958.....L.....7-32.....GREENVILLE
 1959.....L.....0-30.....Columbia
 1978.....L.....10-45.....Columbia
 1982.....W.....28-23.....Columbia
 2010.....L.....19-38.....Columbia
 2014.....L.....10-41.....Columbia

SOUTH CAROLINA STATE (12-5)

1982.....L.....0-17.....GREENVILLE
 1983.....L.....3-13.....Orangeburg
 1984.....W.....28-10.....GREENVILLE
 1985.....W.....38-31.....Orangeburg
 1986.....W.....34-7.....GREENVILLE
 1987.....W.....25-7.....Orangeburg
 1988.....W.....38-0.....GREENVILLE
 1989.....W.....17-7.....Orangeburg
 1990.....W.....24-7.....GREENVILLE
 1994.....W.....26-21.....GREENVILLE
 1995.....L.....21-27.....Orangeburg
 1996.....W.....27-13.....GREENVILLE
 1997.....L.....6-17.....Orangeburg
 1998.....W.....27-19.....GREENVILLE
 2013.....W.....30-20.....Orangeburg
 2014.....L.....7-17.....Orangeburg
 2015.....W.....17-3.....GREENVILLE

SOUTHWESTERN LOUISIANA (0-1)

1976.....L.....16-27.....Lafayette

STEPHEN F. AUSTIN (0-1)

1989.....L.....19-21.....GREENVILLE

STETSON (0-2)

1951.....L.....20-21.....GREENVILLE
 1952.....L.....14-25.....DeLand

TAMPA (0-3-1)

1960.....T.....7-7.....Tampa
 1966.....L.....2-41.....Tampa
 1967.....L.....13-39.....Tampa

TENNESSEE (0-2)

1941.....L.....6-32.....Knoxville
 1942.....L.....7-52.....Knoxville

TENNESSEE TECH (1-1)

1975.....L.....5-17.....GREENVILLE
 1976.....W.....17-7.....Cookeville

VANDERBILT (1-2)

1963.....W.....14-13.....Nashville
 1978.....L.....10-17.....Nashville
 2002.....L.....18-49.....Nashville

VILLANOVA (0-2)

1957.....L.....0-20.....Villanova
 2002.....L.....38-45.....Villanova

VIRGINIA (1-0)

1923.....W.....13-10.....Charlottesville

2019 FURMAN PALADINS FOOTBALL / Series Results



VMI (27-9)

1946.....L.....7-26.....GREENVILLE
 1970.....L.....0-13.....Lexington
 1971.....W.....14-0.....GREENVILLE
 1972.....L.....7-31.....Lexington
 1973.....W.....19-13.....GREENVILLE
 1974.....L.....0-7.....Lexington
 1975.....L.....10-13.....GREENVILLE
 1976.....L.....3-17.....Lexington
 1977.....L.....28-31.....GREENVILLE
 1979.....L.....20-21.....Lexington
 1980.....W.....21-16.....GREENVILLE
 1981.....W.....33-21.....Lexington
 1982.....W.....38-3.....GREENVILLE
 1983.....W.....49-0.....Lexington
 1986.....W.....34-3.....Lexington
 1987.....W.....38-0.....GREENVILLE
 1988.....W.....31-13.....GREENVILLE
 1989.....W.....30-6.....Lexington
 1990.....W.....51-22.....GREENVILLE
 1991.....W.....46-28.....Lexington
 1992.....W.....41-13.....GREENVILLE
 1993.....W.....24-0.....GREENVILLE
 1994.....W.....28-11.....Lexington
 1995.....W.....55-24.....GREENVILLE
 1996.....W.....31-14.....Lexington
 1997.....W.....35-14.....GREENVILLE
 1998.....W.....51-14.....Lexington
 1999.....W.....58-0.....GREENVILLE
 2000.....W.....35-21.....Lexington
 2001.....W.....65-7.....GREENVILLE
 2002.....W.....55-28.....Lexington
 2014.....L.....15-31.....Lexington
 2015.....W.....24-21.....GREENVILLE
 2016.....W.....24-10.....Lexington
 2017.....W.....42-10.....GREENVILLE

VIRGINIA TECH (0-6)

1939.....L.....7-20.....Blacksburg
 1940.....L.....21-38.....Blacksburg
 1942.....L.....6-7.....GREENVILLE
 1947.....L.....6-20.....Blacksburg
 2008.....L.....7-24.....Blacksburg
 2015.....L.....3-42.....Blacksburg

WAKE FOREST (11-7)

1917.....W.....7-6.....GREENVILLE
 1919.....W.....39-7.....GREENVILLE
 1920.....W.....17-0.....GREENVILLE
 1925.....L.....0-9.....Asheville, N.C.
 1926.....W.....10-0.....GREENVILLE
 1927.....W.....53-0.....GREENVILLE
 1928.....W.....18-0.....Charlotte, N.C.
 1929.....W.....12-0.....GREENVILLE
 1931.....W.....36-6.....Gastonia, N.C.
 1934.....W.....3-2.....Florence, S.C.
 1935.....W.....9-0.....Charlotte, N.C.
 1940.....L.....0-19.....Winston-Salem
 1941.....L.....13-52.....GREENVILLE
 1942.....L.....6-14.....GREENVILLE
 1952.....L.....0-28.....GREENVILLE
 1953.....W.....21-19.....Winston-Salem
 1974.....L.....10-16.....Winston-Salem
 1977.....L.....13-24.....Winston-Salem

WASHINGTON & LEE (2-3)

1925.....W.....20-15.....Lexington
 1948.....W.....10-8.....Lexington

1949.....L.....7-27.....GREENVILLE
 1950.....L.....6-27.....GREENVILLE
 1951.....L.....7-25.....GREENVILLE

WESTERN CAROLINA (32-12-2)

1971.....W.....21-14.....GREENVILLE
 1972.....L.....15-24.....Cullowhee
 1975.....W.....34-0.....GREENVILLE
 1977.....T.....24-24.....GREENVILLE
 1978.....W.....24-7.....Cullowhee
 1979.....W.....23-14.....GREENVILLE
 1980.....W.....28-14.....Cullowhee
 1981.....W.....31-27.....Cullowhee
 1982.....W.....12-6.....GREENVILLE
 1983.....T.....17-17.....Cullowhee
 1983.....L.....7-14.....GREENVILLE
 1984.....L.....19-20.....GREENVILLE
 1985.....W.....31-27.....Cullowhee
 1986.....L.....13-19.....GREENVILLE
 1987.....L.....14-20.....Cullowhee
 1988.....W.....31-0.....GREENVILLE
 1989.....W.....17-3.....Cullowhee
 1990.....W.....42-9.....GREENVILLE
 1991.....W.....42-14.....Cullowhee
 1992.....L.....27-29.....GREENVILLE
 1993.....L.....20-23.....Cullowhee
 1994.....L.....24-35.....GREENVILLE
 1995.....W.....31-21.....Cullowhee
 1996.....W.....45-30.....GREENVILLE
 1997.....L.....16-17.....Cullowhee
 1998.....W.....31-7.....GREENVILLE
 1999.....W.....27-19.....Cullowhee
 2000.....W.....38-14.....GREENVILLE
 2001.....W.....31-13.....Cullowhee
 2002.....W.....24-23.....GREENVILLE
 2003.....W.....19-13.....Cullowhee
 2004.....W.....31-10.....GREENVILLE
 2005.....L.....21-41.....Cullowhee
 2006.....W.....42-7.....GREENVILLE
 2007.....W.....52-21.....Cullowhee
 2008.....W.....28-21.....GREENVILLE
 2009.....W.....33-14.....Cullowhee
 2010.....W.....31-17.....GREENVILLE
 2011.....W.....47-21.....Cullowhee
 2012.....W.....45-24.....GREENVILLE
 2013.....W.....32-20.....Cullowhee
 2014.....L.....17-35.....GREENVILLE
 2015.....L.....10-48.....Cullowhee
 2016.....W.....49-12.....GREENVILLE
 2017.....W.....28-6.....Cullowhee
 2018.....W.....44-38.....GREENVILLE

WESTERN KENTUCKY (1-0)

2001.....W.....24-20.....GREENVILLE

WEST GEORGIA (1-0)

2006.....W.....24-7.....GREENVILLE

WEST VIRGINIA (1-3)

1951.....L.....7-18.....GREENVILLE
 1952.....W.....22-14.....Morgantown
 1956.....L.....0-7.....Morgantown
 1963.....L.....7-38.....Morgantown

WILLIAM & MARY (8-7)

1959.....W.....8-7.....Williamsburg
 1960.....W.....25-23.....GREENVILLE
 1961.....L.....6-19.....Williamsburg

1962.....L.....7-21.....Williamsburg
 1963.....L.....17-27.....GREENVILLE
 1964.....L.....14-21.....Williamsburg
 1972.....L.....7-31.....Williamsburg
 1974.....W.....10-0.....GREENVILLE
 1975.....W.....21-6.....Williamsburg
 1976.....W.....23-7.....GREENVILLE
 1989.....W.....24-10.....GREENVILLE
 1990.....L.....28-38.....Williamsburg
 1994.....L.....26-28.....GREENVILLE
 1999.....W.....52-6.....Williamsburg
 2000.....W.....34-10.....GREENVILLE

WOFFORD (54-32-7)

1889.....L.....1-5.....Spartanburg
 L.....1-2.....GREENVILLE
 1890.....W.....12-0.....Spartanburg
 W.....28-2.....GREENVILLE
 1893.....W.....18-4.....GREENVILLE
 1895.....L.....0-44.....Spartanburg
 1896.....L.....0-6.....Spartanburg
 1900.....T.....0-0.....Spartanburg
 L.....5-6.....GREENVILLE
 1901.....W.....17-0.....GREENVILLE
 1914.....W.....19-12.....GREENVILLE
 1915.....W.....25-0.....GREENVILLE
 1916.....L.....7-9.....Spartanburg
 1917.....W.....18-3.....GREENVILLE
 1918.....W.....7-0.....Spartanburg
 1919.....W.....7-6.....GREENVILLE
 1920.....W.....69-0.....Spartanburg
 1921.....W.....62-0.....GREENVILLE
 1922.....W.....41-0.....Spartanburg
 1928.....W.....26-0.....GREENVILLE
 1929.....W.....25-6.....Spartanburg
 1930.....W.....14-0.....Spartanburg
 1931.....W.....20-0.....GREENVILLE
 1932.....W.....24-0.....Spartanburg
 1933.....W.....38-0.....GREENVILLE
 1934.....W.....13-0.....Spartanburg
 1935.....W.....29-0.....GREENVILLE
 1936.....W.....31-0.....Spartanburg
 1937.....W.....58-0.....GREENVILLE
 1941.....W.....40-19.....GREENVILLE
 1946.....W.....31-0.....GREENVILLE
 1947.....W.....20-6.....Spartanburg
 1948.....T.....7-7.....GREENVILLE
 1950.....T.....13-13.....GREENVILLE
 1951.....L.....12-14.....Spartanburg
 1952.....W.....29-21.....GREENVILLE
 1953.....W.....7-6.....Spartanburg
 1954.....L.....0-19.....GREENVILLE
 1955.....L.....6-27.....Spartanburg
 1956.....L.....6-18.....GREENVILLE

1957.....L.....12-13.....Spartanburg
 1958.....W.....40-39.....GREENVILLE
 1959.....L.....3-6.....Spartanburg
 1960.....W.....41-26.....GREENVILLE
 1961.....W.....12-7.....Spartanburg
 1962.....W.....34-21.....GREENVILLE
 1963.....W.....21-19.....Spartanburg
 1964.....L.....14-21.....GREENVILLE
 1965.....L.....13-35.....Spartanburg
 1966.....T.....15-15.....GREENVILLE
 1967.....W.....21-20.....Spartanburg
 1968.....L.....7-13.....Spartanburg
 L.....7-21.....GREENVILLE
 1969.....L.....7-49.....Spartanburg
 L.....21-31.....GREENVILLE
 1970.....L.....13-28.....GREENVILLE
 1971.....L.....0-27.....Spartanburg
 1972.....W.....24-7.....GREENVILLE
 1973.....W.....21-19.....Spartanburg
 1974.....W.....21-20.....GREENVILLE
 1975.....T.....14-14.....Spartanburg
 1976.....W.....56-14.....GREENVILLE
 1977.....L.....7-13.....Spartanburg
 1978.....W.....36-12.....GREENVILLE
 1979.....L.....17-27.....Spartanburg
 1980.....T.....14-14.....GREENVILLE
 1989.....W.....42-7.....GREENVILLE
 1993.....T.....14-14.....GREENVILLE
 1995.....W.....38-0.....GREENVILLE
 1996.....W.....33-3.....GREENVILLE
 1997.....W.....28-7.....GREENVILLE
 1998.....L.....20-40.....Spartanburg
 1999.....W.....30-3.....GREENVILLE
 2000.....W.....27-18.....Spartanburg
 2001.....W.....45-14.....GREENVILLE
 2002.....W.....23-21.....Spartanburg
 2003.....L.....6-7.....GREENVILLE
 2004.....W.....31-24.....Spartanburg
 2005.....W.....34-21.....GREENVILLE
 2006.....W.....35-21.....Spartanburg
 2007.....L.....20-45.....GREENVILLE
 2008.....L.....10-35.....Spartanburg
 2009.....W.....58-21.....GREENVILLE
 2010.....L.....17-38.....Spartanburg
 2011.....W.....26-21.....GREENVILLE
 2012.....L.....17-20.....Spartanburg
 2013.....W.....27-14.....GREENVILLE
 2014.....W.....31-14.....GREENVILLE
 2015.....L.....28-38.....Spartanburg
 2016.....L.....27-34.....GREENVILLE
 2017.....L.....23-24.....Spartanburg
 L.....10-28.....Spartanburg
 2018 W.....34-14.....GREENVILLE





1889 — Furman and Wofford bring football to South Carolina when the two schools meet in the state's first gridiron clash, in Spartanburg, on December 14. Wofford defeats Furman 5-1 in a game that features no uniforms for its players, no positions, and rules formulated before the game. Described by Wofford alumnus G. Roujie ('91) in the January, 1890, issue of **Old Gold and Black**, the game "lasted one hour and half, with two fifteen-minute rests, and was won with ease by Wofford, the score being five to one. The visiting team (Furman) left on the afternoon train wiser and sadder men, having learned that though they receive instruction in their heads, not feet, at Furman, a little education of the pedal extremities is requisite to make good football players."

1890 — Furman loses 2-1 to Wofford in the first football game ever played in Greenville. Football team disbands following loss and first Furman baseball team is formed.

1891 — Furman topples Wofford 12-0 on January 24, in Spartanburg, for the school's first collegiate football victory. Coached by H.C. Granger, Furman completes sweep of Wofford with a 28-2 win in Greenville on March 21.

1892 — Furman plays South Carolina in Charleston on Christmas Eve and wins 44-0. Furman wears purple jerseys and goes by the name of Mountaineers. Professor H.P. Young plays quarterback and serves as head coach. Furman's players average 156 pounds. At an alumni meeting headed up by James Andrews Tate of York, South Carolina, the school's colors — royal purple and white — are selected.

1893 — Opposition to football is revealed in the April issue of the **Furman Journal**, which reports one foe as saying, "There are not a few people in this state who think football is proper only for 'toughs'. You boys are members of the church and ought not to do such things." Team (with 51 other students) takes train to the Augusta Exposition to play Georgia and loses 22-8.

1895 — Quarterback and head coach H.P. Young suffers self-inflicted gunshot wound to his wrist and is forced to have his hand amputated.

1896 — Furman and Clemson meet on the football field for the first time, and Clemson wins 14-6.

1897 — Furman Board of Trustees abolishes all intercollegiate sports at June meeting.

1898 — Furman student newspaper, **The Echo**, reports in its October issue that tennis clubs are organized "since we are not allowed to play football." In the November issue of **The Echo**, football scores from across the nation are printed and students complain that "the problem with southern colleges is they don't advertise, don't play football, and don't teach business classes."

1900 — Football resurfaces at Furman under the direction of Frank Spencer.

1902 — Furman and South Carolina meet again on the football field in a game that is significant in South Carolina athletic history. After taking a 10-0 win, Furman's players — known then as Purple Fighters — hoist above their heads a garnet and black rooster with plucked tail feathers. This prompted the use of the name Gamecocks to describe South Carolina's football team, a name that was widely used by 1903.

1903 — No coach can be found to direct Furman's football team; season is suspended.

1905 — Furman faculty passes a new rule stating that "any student who fails an exam can't play on a varsity team." As reported in **The Echo**, the faculty's reasoning for its action centers on the poor classroom performance of athletes. "Members of many of the college's teams go to school simply to play ball, taking only a light course and just stumbling along until ball season is over."

1913 — Furman revives football under coach W.C. Farmer.

1916 — Furman's first recruited player arrives on campus. He is Harold "Speedy" Speer of Winston-Salem, North Carolina. Greenville citizens raise enough money to pay his tuition. William Gressette scores a school record five touchdowns in 60-3 win over Erskine.

1918 — Georgia Tech, under the direction of coach John Heisman, defeats Furman 118-0, for the worst defeat in school history.

1919 — Furman dedicates its new home at Manly Field with a 13-0 victory over Oglethorpe and goes on to post a 6-2-1 record and claim its first of nine state championships. Furman's 7-7 tie with Clemson at the time is called the greatest football game ever played in Greenville.

1920 — Furman defeats Clemson, 14-0, for the first time. Now known as the Purple Hurricane, Furman goes 9-1 and wins its second state championship, losing only to Georgia, 7-0.

1921 — Furman makes it three straight state championships, winning its last five games en route to a 7-2-1 record.


1922 — Furman posts an 8-3 mark and defeats both Florida (7-6) and Clemson (20-6).

1923 — Manly Field's seating capacity is increased to 8,000. Furman opens the season with a 13-0 win over Virginia. Hurricane steamrolls South Carolina 23-3 and finishes with a 9-2 record.

1924 — Furman goes 5-5, but Hurricane finishes the season with three straight wins, defeating South Carolina (10-0), Mississippi (7-2), and Clemson (3-0) to claim its fourth state championship.

1925 — Furman goes 7-3 and cruises to its fifth state championship. Hurricane knocks off South Carolina, (2-0) and Clemson (26-0).

1926 — Norwood Cleveland wagers to walk from Athens, Georgia, to Greenville if Furman beats Georgia. Purple Hurricane edges Bulldogs 14-7 and Cleveland's trek takes four days to complete. Furman's band meets Cleveland on his arrival in Greenville. Team posts an 8-1-1 record (among which are five shutouts) and claims its sixth straight state title. Besides the win over Georgia, Furman defeats North Carolina State (31-0), Wake



1916
Greenvillians raise money to pay Harold "Speedy" Speer's tuition, making him first recruited player in Furman history.

Furman goes 8-3 and defeats Florida (7-6) and Clemson (20-6) behind stellar play of captain A.P. "Dizzy" McLeod, who in 1932 becomes head coach.

1922




1924

Guard H.R. "Red" Dobson and Furman whip South Carolina (10-0), Ole Miss (7-2), and Clemson (3-0) in final three games, win first state championship.

O.L. "Blackie" Carter serves as captain of 9-2 Furman squad that tops Virginia (13-10).

1923





Forest (10-0), South Carolina (10-7), and Clemson (30-0).

1927 — Considered by many to be one of the finest teams in school history, W.L. "Billy" Laval's Purple Hurricane, nicknamed the "30-Mule Team", goes 10-1 and defeats Miami, 38-7, in the forerunner of the Orange Bowl. On Miami trip, team spends time at the beach, where it has a picture taken with two sports heroes of the time: Gene Sarazen and Gene Tunney. In addition to win over Miami, season features triumphs over Duke (13-7), North Carolina State (20-0), Wake Forest (53-0), South Carolina (34-0), and Clemson (28-0). In all, Furman notches seven shutouts and seventh state title.

1928 — T.B. Amis succeeds W.L. Laval as head coach.

1929 — Furman tops Erskine 19-6 in the first night game in South Carolina football history before a Manly Field crowd of 5,000. Ed Davis returns an interception 80 yards for a touchdown against Clemson, but Furman loses 7-6.

1930 — Offensive tackle Bob Wilder becomes Furman's first All-American football player, gaining Board of Football All-America honors. Hurricane edges Florida 14-13.

1931 — Furman goes 5-2-2 and defeats The Citadel 33-7 in a game featuring an 82-yard scoring run by Bob Griffin. Lyles Alley scores on 73-yard run in 34-6 win over Richmond.

1932 — A.P. "Dizzy" McLeod succeeds T.B. Amis as head coach and directs Furman to 8-1 record and eighth state championship. Furman closes the season with seven straight shutout wins and outscores the opposition on the year, 169-19. Drayton Dorn recovers school record four fumbles in 7-0 win over Clemson. Bob Griffin garners Furman's first South Carolina Jacobs Blocking Award.

1935 — Known as "The House of Magic" for its offensive prowess, Furman goes 8-1 and records six shutouts. Hurricane outscores its opposition, 232-44. Offensive guard Jack Shivers is tabbed South Carolina Jacobs Blocking Award winner.

1936 — Furman defeats Davidson 14-13 on Halloween afternoon in its first game in Sistine Stadium. Furman joins the

SoCon, and end Bob King becomes the school's first all-conference performer. King joins halfbacks June Scott and Joe Jenkins, and offensive guard J.W. "Pinky" Babb as first team all-state picks. Furman defeats South Carolina, 23-6 and Clemson 12-0 to win its ninth state championship.

1938 — On the strength of a 95-yard kickoff return by James "Pepper" Martin and 87-yard intercepted fumble return by Ray Zima, Furman defeats Marshall 18-13 in Huntington, in the first meeting between the two schools and first of 13 straight Furman wins over the Thundering Herd. Team captain Rhoten Shetley earns team most valuable player honors and is named to Collier's Little All-America team.

1939 — Rhoten Shetley becomes the first (and highest) NFL Draft choice in school history, going in third round (19th overall pick) to the Brooklyn Dodgers in 1940.

1940 — Largest crowd (19,300) in Furman's home football history witnesses a 13-7 Clemson win over the Purple Hurricane. Gates Barker earns South Carolina Jacobs Blocking Award accolades. The Greenville Piedmont conducts a poll to select an all-time, all-star Furman team. The published results placed Bob King and Dan Wood at ends; Trask McCarron and Drayton "Daddy" Dorn at tackles; and H.H. "Hardrock" Smith and Jack Shivers at guards. June Scott, "Whitey" Rawl, Dewey Proctor, and Rhoten Shetley are selected as backs, and Shetley is named captain. Second team members are "Blackie" Carter, Flucie Stewart, A.P. "Dizzy" McLeod, Hazel Gilstrap, "Red" Dobson, Gates Barker, Johnson Moore, "Speedy Speer" (captain), Bob Smith, Red Schneider, and Lee Rhame.

1942 — Dewey Proctor is selected by the New York Giants in third third round (21st overall pick) of the 1942 NFL Draft.

1943 — Football is discontinued due to war.

1945 — Football is revived under head coach R.W. "Bob" Smith.

1949 — Paul Stombaugh leads the nation in punting, averaging 44.7 yards per attempt.

1950 — Bill Young is named head coach, and Ed Jasonek goes to the Blue-Gray Game.

1951 — Furman grants exclusive rights to WFBC radio to broadcast home and away games. Fullback Jim Piner is selected as South Carolina's Jacobs Blocking Award winner.

1952 — Furman goes 6-3-1 for its first winning season since 1940. Hurricane upsets West Virginia 22-14 in Morgantown for the Mountaineers' only SoCon loss of the season. Later in the year Furman knocks off Florida State 9-0 in Tallahassee.

1953 — Furman's 7-2 record is its best since 1936 and features a second straight win over Florida State (14-7) in Tallahassee. Furman uses an 82-yard punt return by Charlie West to edge Wake Forest 21-19 and close the season with five straight wins.

1954 — Former Navy line coach Homer Hobbs succeeds Bill Young as head coach.


1958 — Former Furman star and Illinois assistant Bob King begins his first season as Furman's head coach. The university moves from downtown to its present location north of Greenville. Alabama defeats Furman 29-6 in a night game in Tuscaloosa, marking the first win for Crimson Tide head coach Paul "Bear" Bryant.

1960 — In one of the most bizarre uniform stories in college sports history, Furman and Clemson shared the same special water-repellant uniform pants for their respective games on October 8, 1960. Clemson wore the pants in defeating Virginia 21-7 in the afternoon, then had the pants shipped to Furman for a night game against William & Mary, which the Hurricane (as Furman was then known) defeated, 25-23. The pants defeated two teams from the state of Virginia on the same day.

1961 — By vote of the student body, Furman's nickname is officially chosen "Paladins" on September 15. Dr. Francis Bonner makes the presentation and reveals the university mascot — a knight on a white horse. Furman edges nationally-ranked Memphis State 7-6 in Memphis, and posts a 7-3 record


Captain of famed "30-Mule Team", Oscar "Bood" Pipkins and FU go 10-1, record seven shutouts, and top Miami (38-7) in forerunner of Orange Bowl.

1927




1926

Quarterback Fred "Whitey" Rawl and Hurricane knock off N.C. State (31-0), Wake Forest (10-0), Georgia (14-7), South Carolina (10-7), and Clemson (30-0) on the way to 8-1-1 season.



1932

Seven of Furman's eight wins are shutouts. Bob Griffin wins Jacobs Blocking Award.



1936

Furman joins Southern Conference and goes 7-2, downing South Carolina (23-6) and Clemson (12-0) behind strong play of all-state guard Jack Shivers.

2019 FURMAN PALADINS FOOTBALL / Historical Highlights



— the program's best since 1953. King is named South Carolina Coach-of-the-Year. Quarterback Billy Canty is chosen to play in the Senior Bowl. Paladins are invited to play in the Tangerine Bowl but decline.

1963 — Furman upsets Vanderbilt 14-13 in Nashville and goes 7-3. Bob King earns his second South Carolina Coach-of-the-Year tab.

1964 — Furman's Board of Trustees reduces scholarship support for the football program to a need-only basis, and Furman becomes known as the "Football For Fun Bunch".

1967 — End Robbie Hahn leads the SoCon in receiving with 53 receptions. Quarterback Clyde Hewell is selected as South Carolina Offensive Player-of-the-Year.

1970 — Furman rebounds from 1-8-1 season to post 8-3 record -- its best since 1935. Bob King becomes the first Furman coach to ever be named SoCon Coach-of-the-Year.

1971 — Steve Crislip becomes the first Furman running back to gain 1,000 yards in a season when he rushes for 1,002, including a career-best 229 yards in a 23-10 win over Carson-Newman.

1973 — Art Baker succeeds Bob King as head coach. Furman goes from 2-9 to 7-4 and is recognized as the most improved team in the nation by the Dunkel Rating.

1974 — Furman finishes 13th in the nation in total defense, surrendering 257.0 yards per game.

1976 — Paladins open the season with a 17-12 upset of North Carolina State. Furman hands East Carolina its only conference defeat (17-10), knocking the Pirates out of bowl contention.

1977 — Offensive tackle Jeff Holcomb becomes the first Furman football player in history to win an NCAA Post-Graduate Scholarship.

1978 — Dick Sheridan succeeds Art Baker as head coach and directs Furman to an 8-3 record and the school's first SoCon football championship. ABC televises the Chattanooga game from Sirmine Stadium. Furman defeats The Citadel 17-13 on a game-ending, goal line stand to put the Paladins in position to win the league crown. Quarterback David Henderson becomes the first Furman player to earn conference player-of-the-year honors. Tight end Brette Simmons, likewise, is the first Furman player in history to earn the league's Jacobs Blocking Award accolades. Furman finishes the season ranked seventh in the nation in total defense and 14th in both rushing offense and scoring offense. Dick Sheridan is named conference and state coach-of-the-year.

1979 — After losing its first five games, Furman fights back to win five of its last six. Paladins outscore Davidson 63-55 to set a new NCAA mark for scoring by two teams in a single game.

1980 — Trustees give okay to go ahead with construction of an on-campus football stadium. Furman wins its first outright SoCon championship, finishing 9-1-1 for the school's best record since 1927. Dick Sheridan is named league and state coach-of-the-year. Offensive tackle Charlie Anderson captures the league's Jacobs Blocking Award. Paladins leave 45-year-old Sirmine Stadium in style, defeating The Citadel 28-15 in season finale.

1981 — Furman wins its second consecutive SoCon championship and its third in four years, going 8-3. Linebacker Bruce Gheesling is named to the Associated Press third team I-A All-America squad. Tailback Stanford Jennings is tabbed league player-of-the-year, and fullback Dennis Williams is selected as SoCon Freshman-of-the-Year. Offensive tackle Charlie Anderson is the recipient of the conference's Jacobs Blocking Award for the second straight year and is chosen to play in the Blue-Gray Classic. Anderson also receives an NCAA Post-Graduate Scholarship. Furman is triumphant in the opening game in Paladin Stadium, blanking East Tennessee State 21-0. Jennings sets a new single season rushing mark with 1,168 yards and new season scoring mark with 76 points.


1982 — Along with the rest of the SoCon, Furman is reclassified as an NCAA I-AA football school and goes 9-3 en route

to its third straight league title. Paladins defeat South Carolina 28-23 in Columbia before 56,244 spectators. Cornerback Ernest Gibson is named to the Kodak All-America squad, and tailback Stanford Jennings picks up his second straight conference player-of-the-year honor. Offensive guard Mike Coleman locks up Furman's third straight league Jacobs Blocking Award. Dick Sheridan is named league coach of the year. Furman makes first-ever NCAA I-AA playoff appearance but loses to South Carolina State 17-0 in Paladin Stadium in first round action.

1983 — Furman goes 10-2-1 and wins its fourth straight SoCon title en route to an NCAA I-AA semifinal playoff finish. Paladins knock off Georgia Tech 17-14 in Atlanta. Tailback Stanford Jennings rushes for Furman record 1,260 yards and is drafted in the third round by the Cincinnati Bengals. Cornerback Ernest Gibson is named to the Kodak All-America squad for the second straight year and is drafted in the sixth round by the New England Patriots. Jennings becomes the first player in conference history to earn league player-of-the-year honors three times and is also first Furman football player to earn conference athlete-of-the-year accolades.

1984 — Tailback Robbie Gardner rushes for 1,232 yards and sets an NCAA I-AA record by averaging 7.3 yards per carry. Paladins rout The Citadel 42-14 in the season finale to deny the Bulldogs a share of the SoCon title. Fullback Dennis Williams captures league's Jacobs Blocking Award honors.

1985 — Furman wins the SoCon title for the sixth time in eight years and finishes second in NCAA I-AA with a 12-2 season. Paladins drop championship game to Georgia Southern 44-42 in Tacoma, Washington. Furman sets 47 new team and individual records and rolls to 10 consecutive wins during the year, including fourth straight win over NCAA I-A opponents with a 42-20 thrashing of N.C. State. Furman blanks The Citadel (42-0) and Chattanooga (28-0) for its first back-to-back shutouts since 1942. Paladins face an NCAA record 90 passes from Rhode Island in first round playoff action but intercept seven in 59-15 win. Quarterback Bobby Lamb leads the nation in passing efficiency, throwing for 1,856 yards and 18 touchdowns. Lamb is named conference player-of-the-year — Furman's fourth in five seasons — and reaps South Carolina Player-of-the-Year honors





1958

Bob King returns to his alma mater as head coach.

Ray Siminski leads the Southern Conference in receiving.

1958




1965

Sam Wyche becomes first Furman quarterback to garner all-conference honors.

First-year head coach Dick Sheridan directs Furman to first SoCon championship.

1978





as well. Center Gene Reeder captures league Jacobs Blocking Award honors as well as Associated Press first team All-America recognition. Tailback Brian Jager, who replaces injured star Robbie Gardner in the second game of the year, lands GTE Academic All-America honors and an NCAA Post-Graduate Scholarship. Although sidelined with a knee injury following Furman's ninth game, receiver Chas Fox becomes Furman's all-time best, and is selected in the fourth round of NFL Draft by the Kansas City Chiefs. Dick Sheridan closes a spectacular eight-year career at Furman with a 69-23-2 slate. Long time assistant coach Jimmy Satterfield is named the school's 19th head coach.

1986 — Freshman placekicker Mike Wood establishes a new school record with a 51-yard field goal against South Carolina State in his first collegiate game. Wood comes back a week later to kick a game-tying 28-yarder in the final minute of play to give the Paladins a 17-17 tie with Georgia Tech. Furman's defense is SoCon's best, leading the league in all four major categories. Free safety Steve Squire lands GTE Academic All-America honors and an NCAA Post-Graduate Scholarship. Jimmy Satterfield is named South Carolina Coach-of-the-Year.

1987 — Furman defeats NCAA I-AA national runner-up Marshall 42-36 in Greenville. Tailback Dwight Sterling rushes for 135 yards and a touchdown against Florida State to become the only back to rush for 100 yards against the fourth-ranked Seminoles all year. Paladins crush The Citadel 58-13 in Charleston in season finale, running up a school record 676 yards in total offense. Guard Alex Albert is named Associated Press third team All-America.

1988 — Picked to finish fourth in the SoCon, Furman records its greatest season (13-2) and becomes the first private school to win the NCAA I-AA national crown. Paladins get two interceptions from senior linebacker Jeff Blankenship to defeat Georgia Southern 17-12 in title game, in Pocatello, Idaho. Furman goes 6-1 in league play and claims share of its sixth championship in the 1980s. Paladin defense records four shutouts, tops the SoCon in rushing defense and total defense, and finishes as best in NCAA I-AA in scoring defense, giving up 9.7 points per game. Paladins go 8-0 at home for first undefeated season in Paladin Stadium history and reel off wins in last nine games. Paladins snap Appalachian State's 20-game unbeaten streak in

conference play, beating the Mountaineers 24-9 in Boone before the biggest crowd (25,301) to see a league game in 25 years. Furman again denies The Citadel a shot at a league title, defeating the Bulldogs 30-17 for seventh straight time, and turns the tables on Marshall with a 13-9 win in Huntington, in NCAA I-AA quarterfinal playoff action. Senior linebacker Jeff Blankenship tallies a Furman record 175 tackles and closes out his career as the program's all-time leading tackler. Blankenship becomes the school's first consensus All-American. Blankenship is also named conference and state defensive player-of-the-year, as well as Football News National Defensive Player-of-the-Year and league athlete-of-the-year. Despite suffering a season-ending knee injury against Appalachian State, fullback Kennet Goldsmith is honored as Jacobs Blocking Award winner for the league. Head coach Jimmy Satterfield is named state coach-of-the-year as well as Kodak and Chevrolet National Coach-of-the-Year. Junior defensive end Kelly Fletcher, who paces the league with 14.5 sacks, is named GTE Academic All-America. Team is honored by championship parade in Greenville and by joint session of South Carolina legislature in Columbia, where it meets with visiting United States President George Bush.

1989 — Furman closes out the most dominant football decade in school history by going 12-2 and winning the school's seventh SoCon championship in the 1980s. Paladins reel off school record 12 straight wins and advance to the semifinals of NCAA I-AA playoffs before bowing out with a 21-19 loss to Stephen F. Austin in the first game ever played in the snow at Paladin Stadium. Furman dominates league race, posting a perfect 7-0 record and winning its league games by an average of 21.8 points. Largest crowd (80,508) to ever see Furman play a football game witnesses a 30-0 Clemson victory over the Paladins at Death Valley. Furman trounces nationally-ranked Appalachian State, (31-6) and Marshall (34-13) in Greenville and routs The Citadel (44-9) in regular season finale for the eighth straight time. Quarterback Frankie DeBusk is sidelined with a knee injury in the second quarter of Furman's 24-10 win over William & Mary in NCAA first round playoff action. Senior defensive end Kelly Fletcher headlines a strong Furman pass rush (39 sacks) by establishing a school record for quarterback sacks with 16 and succeeds Jeff Blankenship as conference and state defensive player-of-the-year. Fletcher also reaps consensus All-America honors and joins


defensive end Chris Roper and placekicker Mike Wood on the GTE Academic All-America squad. Roper is named a National Football Foundation and Hall-of-Fame Scholar-Athlete and becomes the sixth Furman player to earn an NCAA Post-Graduate Scholarship. Roper and Fletcher combine to share Furman Athlete-of-the-Year honors. Despite missing four games with a knee injury, center Steve Duggan becomes first Paladin since 1951 to capture Jacobs Blocking Award for South Carolina. Furman closes out 1980s as state's winningest program of the decade and nation's second most successful NCAA I-AA football program with a 95-25-4 record and .780 winning percentage.

1990 — Furman claims its third straight SoCon championship and ninth league crown by registering a 9-4 overall record and 6-1 league mark. Paladins again deny The Citadel a share of a league title, beating the Bulldogs 30-17 in Greenville before the third largest crowd (18,190) in Paladin Stadium history. Season ends with a 42-35 triple overtime loss to Nevada, in Reno, in the longest game in NCAA I-AA playoff history at the time. Paladins boast the most balanced offense in school history and pace the conference in total offense and scoring offense. Quarterback Frankie DeBusk passes for school record 2,035 yards and is named league offensive player-of-the-year. Senior linebacker Kevin Kendrick is tabbed as league's best defender. Senior center Steve Duggan picks up Jacobs Blocking Award and becomes first Furman offensive lineman to garner first team All-America honors since 1931. Duggan and Kendrick are consensus All-America choices, and junior guard Eric Walter is named to the GTE Academic All-America second team. Tailback Carl Tremble becomes first 1,000-yard rusher (1,034) since 1986 and is also the first Paladin to score more than 100 points in a season (102). Placekicker Glen Connolly set new school record and ties conference mark with five field goals in 29-13 win over East Tennessee State. Furman's senior class closes out the best four-year record (41-12) in school history.

1991 — Furman loses four games by a combined total of 12 points, with three coming on last second field goals. Paladins drop 26-23 verdict to Appalachian State in first overtime game in SoCon history. Paladins' upset bid against defending UPI National Champion Georgia Tech goes awry when a late fumble enables Tech to escape with a 19-17 win. Nose guard Allen Edwards

Furman shocks South Carolina (28-23) in first of four consecutive wins over NCAA I-A opponents.

1982



1983

Ernest Gibson keys Furman to victory over Georgia Tech (17-14), fourth straight SoCon championship




1985

Chas Fox and Furman rip N.C. State (42-20) en route to 12-2 season, NCAA I-AA national runner-up finish.

Long time offensive assistant Jimmy Satterfield succeeds Dick Sheridan as head coach.

1986





becomes the fourth straight Paladin to earn conference defensive player-of-the-year honors. Edwards combines with guard Eric Walter to also earn Associated Press All-America honors. Walter is named to the GTE Academic All-America first team and joins tight end Paul Siffri in garnering NCAA Post-Graduate Scholarships. Placekicker Andrew Burr, a former Paladin soccer star, leads the league in scoring with 87 points and becomes the first athlete in league history to lead the conference in scoring in two separate years in different sports.

1992 — Furman posts 13th straight winning season. Paladins get last second game-winning, 43-yard field goal from freshman walk-on Jim Richter to down Appalachian State in Boone, 16-13. Tailback Carl Tremble sets school single season rushing record (1,555 yards). Tremble's season includes ten 100-yard rushing performances and features a career-best 39-carry, 228-yard, 3-TD performance in 35-7 win over Chattanooga. Tremble later signs free agent contract with Phoenix Cardinals. Senior linebacker Kota Suttle is named All-America. Furman leads conference in total defense for third time in four years. Long time assistant head coach/defensive coordinator Bobby Johnson leaves to become defensive coordinator at Clemson.

1993 — Furman records its first non-winning season since 1979, going 5-5-1. Paladins upset nationally second-ranked Marshall 17-3 in Greenville. Punter Ronnie McCutchan and defensive back Andre Worrell earn All-America honors. Head coach Jimmy Satterfield resigns at season's end, concluding eight-year tenure with 66-29-3 record. Long time Paladin assistant Bobby Johnson returns to become Furman's 20th head coach.

1994 — Paladins endure first losing season since 1979, going 3-8. Starting quarterback Philly Jones suffers season ending fractured wrist in the second half of loss to William & Mary. Placekicker Jim Richter converts 16-of-19 field goals, including 7-of-7 from 40+ yards, en route to earning Associated Press first team All-America honors. Strong safety Andre Hentz is named Sports Network National Defensive Player-of-the-Week after intercepting two passes and recovering three fumbles in helping Paladins preserve 26-21 win over South Carolina State.

1995 — Paladins defy bleak pre-season tabs and bounce back from first losing season in 15 years to go 6-5 and

finish tied for third in the SoCon. Junior Josh Cole leads NCAA I-AA in kickoff returns, averaging 32.5 yards on 17 returns. Paladins trounce The Citadel in Charleston 24-3. Senior quarterback Philly Jones is awarded NCAA Post-Graduate Scholarship.

1996 — Rebuilding effort initiated in 1994 culminates with Paladins' 9-4 finish and first NCAA I-AA playoff appearance since 1990. Furman is ranked ninth nationally at season's end, marking the program's first Top 20 final ranking since 1991. Paladins dump defending conference champion Appalachian State in Boone 20-14 for first road win over a nationally ranked opponent since 1990. Paladins set new school single game quarterback sacks record with eight takedowns in 35-25 win over arch-rival The Citadel. Furman claims only road win in eight NCAA I-AA first round playoff games, getting a pair of touchdown catches from junior split end Jody Wade in the final five minutes to erase a 10-point deficit en route to the 42-31 victory over Northern Arizona. Quarterback Braniff Bonaventure sets a pair of NCAA I-AA national records for consecutive pass attempts without an interception, attempting 202 passes at one point during the 1996 season without a pickoff, and, dating back to the 1995 season, throwing 215 passes without an interception. Tight end Luther Broughton earns All-America honors and becomes Paladins' all-time leading receiver, passing former Paladin great Chas Fox. Broughton later becomes the first Furman player to be drafted since 1986 when he is selected by the Philadelphia Eagles in the fifth round. Head coach Bobby Johnson is named GTE Region II Coach-of-the-Year in balloting by the American Football Coaches Association.

1997 — Injuries at quarterback help keep Paladins from living up to pre-season No. 1 billing in SoCon. Defensive end Bryan Dailer earns All-America honors and is named SoCon Defensive Player-of-the-Year after setting new Furman single game record with seven sacks in season ending win over Chattanooga. Dailer helps Paladins pace league with 32 takedowns. Paladins block five punts.


1998 — Furman suffers through five-game losing skid after 4-1 start. Linebacker Orlando Ruff earns AFCA All-America honors and is selected to play in Blue-Gray All-Star Classic. Ruff becomes first Paladin invitee to Hula Bowl and later signs a free agent contract with San Diego Chargers.

1999 — Paladins return to championship form and NCAA I-AA playoffs by posting 9-3 overall record and 7-1 league mark on the way to the program's 10th SoCon title. Justin Hill passes for 187 yards and accounts for three touchdowns, and tailback Louis Ivory runs for 177 yards to lead Paladins to impressive 28-3 win over North Carolina in Chapel Hill for program's first win over a I-A foe since 1985. Furman rolls up 509 rushing yards in 52-6 rout of William & Mary in Williamsburg and three weeks later stops Appalachian State, 35-21, behind three interceptions by strong safety Walter Booth, who earns national defensive player-of-the-week. Furman clinches share of league crown with 40-35 win over Chattanooga. Louis Ivory rushes for 1,376 yards, thereby becoming first Paladin 1,000-yard rusher since 1992 season. Justin Hill becomes all-time leading rushing quarterback in school history and completes school record 19 straight pass attempts during three-game stretch. Free safety John Keith is named conference defensive player-of-the-year and earns consensus All-America honors after totaling 116 tackles. Keith is later selected by the San Francisco 49ers in the fourth round of the NFL Draft. Teammate Des Kitchings, who catches team leading 43 passes, earns AP All-America honors as a return specialist after returning three kickoffs for touchdowns and averaging 36.8 yards on 12 returns. Kitchings is drafted in seventh round by the Kansas City Chiefs. Head coach Bobby Johnson is consensus league coach-of-the-year pick and American Football Coaches Association Region II Coach-of-the-Year selection. Senior guard Ben Hall garners the league's Jacobs Blocking Award. Paladin running back Stuart Rentz and linebacker Marion Martin are named to prestigious GTE Academic All-America squad, earning first and second team honors, respectively. Paladins ranked 12th in Sports Network final poll.

2000 — Consensus All-America tailback Louis Ivory is named Walter Payton Award recipient as the top offensive player in NCAA I-AA football after becoming first player in SoCon history to run for 2,000 yards in a season and lead the nation in rushing. Ivory, who totals 2,079 yards and 16 touchdowns in the regular season, records five 200-yard performances, including a league record 301-yard, three-touchdown showing in Furman's 45-10 dusting of eventual national champion Georgia Southern. Named league player-of-the-year, state male amateur athlete-of-the-year, Furman and league male athlete-of-the-year, Ivory,



Furman posts greatest season in school history, defeats Georgia Southern (17-12) to win NCAA I-AA national championship.

1988




1988

Consensus All-America Jeff Blankenship headlines nation's top defensive unit (9.7 ppg)



1989

Kelly Fletcher keys Furman to school record 12 straight wins, conference title.



1990

Consensus All-America, SoCon Jacobs Blocking Award winner Steve Duggan helps Furman claim third straight league crown.

2019 FURMAN PALADINS FOOTBALL / Historical Highlights



who accepts the Payton Award at New York's famed Downtown Athletic Club, spearheads Paladin ground game that averages a school record 307.5 rushing yards per game, helping Furman to 9-3 record and second straight trip to the NCAA I-AA playoffs. Linebacker Will Bouton, an AP All-America first team pick, is named league's defensive player-of-the-year, and tackle Josh Moore, garners the conference's Jacobs Blocking Award and All-America honors prior to signing a free agent contract with the Philadelphia Eagles. Offensive guard Marty Priore and center Chris Stewart also land All-America honors. Linebacker Marion Martin earns Academic All-America accolades for the second straight year and is awarded a prestigious \$18,000 National Football Foundation/Hall-of-Fame Scholarship. Furman ranks 10th in Sports Network NCAA I-AA final poll.

2001 — Furman registers one of the most successful seasons in school history by going 12-3, claiming its SoCon record 11th league crown, and finishing as NCAA I-AA national runnerup. After season opening setback at Wyoming, Furman reels off six straight wins, including 65-7 rout of VMI for the 100th win in Paladin Stadium history and 28-22 triumph over nationally fifth-ranked Appalachian State. Paladins claim share of league crown with 42-10 win over Chattanooga on the way to earning third straight NCAA I-AA playoff berth. In first round clash with Western Kentucky, Paladins rally from a 20-7 third quarter deficit to turn back the Hilltoppers, 24-20. With Louis Ivory sidelined due to a knee injury, Furman turns to trio of sophomore tailbacks, led by Toreico O'Neal's 128 yards and three touchdowns, and linebacker Will Bouton, who records four sacks, to demolish previously undefeated Lehigh, 34-17. The next week Furman takes on league co-champion Georgia Southern in Statesboro, where Eagles had posted 39 straight wins and a 27-0 playoff record. Trailing 17-7 at intermission, Paladins convert pair of early third quarter Eagle turnovers into 10 points to tie the game and win it in fourth quarter with 13-play, 56-yard drive that ends with Eric Emerson 1-yard touchdown plunge. Furman defense shuts out GSU and holds Eagles to 55 total yards in second half on the way to program's 500th victory and third national championship game appearance. Montana, however, turns back Furman, 13-6, in Chattanooga. Paladins' outstanding season produces a wealth of recognition, including a school record six All-Americans and 16 All-SoCon honorees — another program high. Donnie Littlejohn, a consensus All-America choice at tackle,

becomes the third consecutive Paladin to capture league Jacobs Blocking Award. Louis Ivory and Will Bouton, meanwhile, are named conference offensive and defensive players-of-the-year, respectively, for second straight season, and Ivory becomes only third player in Furman history to have his jersey (No. 34) retired. Brian Bratton captures league freshman-of-the-year honors after pacing the nation in kickoff returns (37.2 avg., 3 TDs), and head coach Bobby Johnson is tabbed national coach-of-the-year by American Football Coaches Association. Johnson ends eight-year head coaching tenure when he accepts head coaching position at Vanderbilt in late December. Former Paladin quarterback great and 13-year assistant Bobby Lamb succeeds Johnson.

2002 — Paladins go 8-4 under first year head coach Bobby Lamb, earn program's fourth straight NCAA I-AA playoff berth, and finish No. 9 in Sports Network final poll. Quarterback Billy Napier throws for school record 2,475 yards and sets SoCon career pass completion record (68.5 percent). Wide receiver Bear Rinehart establishes new Furman season (70) and career (126) receptions records en route to earning South Carolina Player-of-the-Year honors. Paladins trounce arch-rival The Citadel, 37-10, and edge Wofford in quagmire in Spartanburg, 23-21, denying the Terriers a playoff bid. Offensive guard Trevor Kruger is named to four All-America squads, and cornerback Rodney Johnson lands Verizon Academic All-America accolades.

2003 — After getting off to 4-1 start, Furman stumbles down the stretch to finish 6-5. Paladins, lose four conference games by a combined total of 10 points despite leading the league in four of five major defensive categories and ranking first nationally in passing defense. Placekicker Danny Marshall converts 16-of-20 field goals, finishes his career as the SoCon's all-time leading kick scorer (312 points), and is named to three All-America teams. Linebacker Mike Killian tops league with 134 tackles. Twelve Paladins earn All-SoCon honors.



2004 — Furman posts 10-3 record and wins program's 12th SoCon championship on the way to No. 5 final national ranking. Paladins win first three in impressive fashion and then, after losing starting safeties Cam Newton and Shelton Riley to injury, narrowly miss upsetting eventual Fiesta Bowl participant

Pittsburgh, losing 41-38 in overtime. Furman rebounds to win seven of its final nine games, including 33-14 triumph over The Citadel that saw the Paladins limit the Bulldogs to no first downs in the first half. Furman takes down second-ranked Georgia Southern 29-22 in front of 17,145 fans at Paladin Stadium and then knocks off Wofford 31-24 for third straight win in Spartanburg, snapping the Terriers' 13-game home winning streak. Furman clinches league crown with 51-31 triumph over Chattanooga and opens NCAA I-AA playoff action with 49-7 victory over Jacksonville State. Furman takes 13-7 second half lead against James Madison but surrenders last minute score to fall 14-13 to eventual national champion. Junior linebacker William Freeman registers team leading 100 tackles on SoCon's top scoring defense and is consensus SoCon Defensive Player-of-the-Year selection. Strong safety Andrew Thacker captures SoCon Freshman-of-the-Year honors, and Bobby Lamb is tabbed league coach-of-the-year. Offensive tackle Ben Bainbridge is named SoCon Jacobs Blocking Award winner and joins defensive end Roy Ravenell and Freeman in garnering All-America accolades. Quarterback Ingle Martin throws for school record 2,792 yards and another school best 22 touchdowns. Program finishes 12th in NCAA I-AA in home regular season attendance, averaging 14,109 over five contests.

2005 — Furman rolls up 11-3 record and advances to semifinal round of NCAA I-AA playoffs before dropping 29-23 decision to eventual national champion Appalachian State in Boone. Paladins open the season with dramatic 37-35 win at Jacksonville State on 8-yard touchdown pass from quarterback Ingle Martin to flanker Justin Stepp on game's final play, and later reel off six straight wins during regular season. Furman edges Nicholls State (14-12) in first round playoff action and Richmond (24-20) in quarterfinal round. Quarterback Ingle Martin breaks his own season passing record by throwing for 2,959 yards and 20 touchdowns and completes two-year career with 15 school records, including Furman's all-time passing (5,761 yards) and total offense (6,277 yards) standards. Jerome Felton rushes for Furman fullback record 940 yards and 18 touchdowns. Three Paladins — Martin, center Corey Stewart, and offensive guard Patrick Covington — are named All-America. Martin, who also leads the SoCon in punting (43.2 avg.), is selected by the Green Bay Packers in the fifth round of the NFL Draft.

Defensive coordinator Bobby Johnson returns to Furman as program's 20th head coach.

1994



1999
Furman defeats North Carolina (28-3) and claims first league championship since 1990 behind SoCon Defensive Player-of-the-Year John Keith.




2000

Louis Ivory rushes for SoCon record 2,079 yards and captures Walter Payton Award as top offensive player in NCAA I-AA.

Will Bouton keys Furman to 12-3 record, SoCon title, and NCAA I-AA runner-up finish.

2001





2006 — Furman goes 8-4 and earns third straight NCAA I-AA playoff bid. Freshman quarterback Jordan Sorrells throws game winning 19-yard touchdown pass to Brantley Kendall with 28 seconds left in 17-13 season opening win over Jacksonville State. Paladins pile up 521 yards offense in 45-42 loss to North Carolina. Fullback Jerome Felton scores SoCon record six touchdowns in 42-7 whipping of Western Carolina and goes on to set new school season rushing touchdowns (23) and scoring standards (140 points). Scott Beckler kicks game tying 23-yard field goal on final play of regulation in Paladins' eventual 28-22 overtime win over Chattanooga. Paladins extend home winning streak to 13 games with 13-10 victory over Georgia Southern in regular season finale. Offensive guard Adi Filipovic becomes school's 12th Academic All-American and garners NCAA Post-Graduate Scholarship and NACDA FCS National Scholar Athlete-of-the-Year accolades.

2007 — Furman wins five of final seven games, including 52-49 shootout over 15th-ranked Elon and 24-22 victory at 11th-ranked Georgia Southern, to secure winning season. Jerome Felton completes his career as school's all-time leading rushing fullback and leading scorer (414 points), and is selected by the Detroit Lions in fifth round of NFL Draft.

2008 — Furman goes 7-5 and registers 23-21 win over sixth-ranked Delaware. Paladin offensive tackle Joel Bell claims SoCon Jacobs Blocking Award and garners All-America honors along with cornerback William Middleton. Middleton is selected by the Atlanta Falcons in the fifth round of NFL Draft.

2009 — Furman notches 6-5 record and 5-3, third place SoCon finish on the strength late season wins over Georgia Southern (30-22) and Wofford (58-21). Paladins play two FBS foes, Missouri and Auburn, for first time since 1982. Quarterback Jordan Sorrells sets new school career passing yards standard (6,278 yards) and linebacker Kadarron Anderson leads team with 123 tackles and is named Sports Network All-American.

2010 — Adam Mims catches 10 passes for 202 yards and a touchdown versus 13th-ranked South Carolina and sets new Furman career receptions (198) and receiving yards (2,433) records. Freshman kicker Ray Early connects on 11-of-12 field goals, including 52-yarder (2nd longest in FU history) in 27-10

win over Samford. Bobby Lamb resigns at season's end, ending a nine-year head coaching tenure with a 67-40 record. Former Paladin assistant coach and defensive coordinator Bruce Fowler is named Furman's new head coach.

2011 — Furman rebounds with winning season (6-5) with wins over No. 5 Wofford (26-21) and No. 3 Appalachian State (26-21). Quarterback Chris Forcier passes for 23 TDs and leads the nation in passing efficiency (172.36), and running back Jerodis Williams (1,055 yards) becomes first Paladin 1,000-yard rusher since 2003. Tight end Colin Anderson joins linebacker Kadarron Anderson and cornerback Ryan Steed in earning All-American honors, and four Paladins — Forcier, Ryan Lee, Kadarron Anderson, and Steed — sign NFL free agent contracts.

2012 — Furman running back Jerodis Williams rushes for 1,170 yards and leads FCS in kickoff returns (35.9 avg.), with two covering 100 yards against Western Carolina and Appalachian State. Williams earns All-America honors along with offensive tackle Dakota Dozier and joins tight end Colin Anderson in signing free agent contracts with the Minnesota Vikings. Press box at Paladin Stadium is demolished following the season and construction on the new Pearce-Horton Football Complex begins. The stadium's original grass playing field is removed in June of 2013 and replaced with new ShawSports turf.

2013 — A preseason No. 7 pick in a pair of SoCon preseason polls, Furman wins six of its final eight games en route to claiming the SoCon championship -- the program's league record 13th crown -- and SoCon's automatic berth into the FCS playoffs. Paladins knock off arch-rival The Citadel (24-17) in Charleston and hand Appalachian State (27-10) and Georgia Southern (16-14) losses in the Mountaineers' and Eagles' final season of play in the SoCon. Making the program's first playoff appearance since 2006, Furman rolls past South Carolina State (32-20) before falling to eventual national champion North Dakota State. Paladins return four interceptions for touchdowns and produce third straight 1,000-yard rusher in Hank McCloud (1,092 yards). Offensive tackle Dakota Dozier earns SoCon Jacobs Blocking Award and consensus All-America honors, and is selected by the New York Jets in fourth round of NFL Draft. All-American placekicker/punter Ray Early is twice honored as national special teams player of the week and boots school record six field goals in

win over Western Carolina. Bruce Fowler is recognized as SoCon Coach of the Year by league media.

2015 — Paladins use school record 55-yard Jon Croft Hollingsworth field goal to beat UCF, 16-15, for first win over FBS foe since 1999. Linebacker Cory Magwood named SoCon Defensive Player of the Year.

2016 — Reese Hannon sets new school passing (7,740 yards) and total offense (7,922 yards) standards. Bruce Fowler resigns at season's end, closing six-year head coaching tenure. Clay Hendrix named Paladins' new head coach on Dec. 18.

2017 — Under the direction of new head coach Clay Hendrix, Furman overcomes 0-3 start by winning seven straight games, the program's longest streak since 1999, en route to the FCS playoffs. Close loss at Samford in regular season finale denies Paladins a share of SoCon crown after preseason No. 7 tab. Furman clip Elon, 28-27, in FCS first round playoff matchup and finish the season ranked No. 20 in STATS and FCS Coaches Polls. Paladins top the SoCon in scoring offense (32.6 ppg) and sacks (34). Matthew Schmidt captures SoCon Jacobs Blocking Award and lands AFCA All-America honors. Tight end Andy Schumpert is award NCAA Post-Graduate Scholarship. Quarterback P.J. Blazejowski ranks second in FCS in passing efficiency and Hendrix is named consensus SoCon Coach of the Year.

Furman wins six of its final eight games to claim the program's 13th SoCon Championship.

2013



2005

Inlge Martin passes for school record 2,792 yards and 22 TDs in 11-3 campaign



2015

Jon Croft Hollingsworth's school record 55-yard field beats UCF, 16-15.




2016

Former Paladin standout offensive guard and longtime assistant at both Furman and Air Force Clay Hendrix is named new head coach on Dec. 18.



Furman and Jacobs Blocking Award center Matthew Schmidt reel off seven consecutive wins en route to a FCS playoff berth.

2017



2018

Behind quarterback Harris Roberts, Furman wins five of its final six games to capture a share of the program's 14th SoCon Championship.



2018

Adrian Hope paces the FCS with 15.0 sacks in his first season of action.

2019 FURMAN PALADINS FOOTBALL / All-Time Roster, Career Statistics



A

	RU	YDS	AVG	TD	ATT	CMP	INT	YDS	TD	REC	YDS	AVG	TD	UT	AT	TOT	TFL	SK	FR	PD	INT	TD	KOR	YDS	TD	PR	YDS	TD	PU	YDS	AVG	XP	FG	PTS	
Abercrombie, David (G)..... Murrayville, Ga..... 1960-61-62	-	-	-	-	-	-	-	-	-	-	-	-	-	-	-	-	-	-	-	-	-	-	-	-	-	-	-	-	-	-	-	-	-	-	-
Abernathy, Frank (E, P)..... Sulligent, Ala..... 1952	-	-	-	-	-	-	-	-	-	-	-	-	-	-	-	-	-	-	-	-	-	-	-	-	-	-	-	-	-	-	-	-	-	-	-
Abrams, Devin (RB)..... Pensacola, Fla..... 2018	15	51	3.4	-	-	-	-	-	-	1	10	10.0	-	-	-	-	-	-	-	-	-	-	-	-	-	-	-	1	33	33.0	-	-	-	-	
Acker, Rodney (WR)..... Greenville, S.C..... 1970-71-72	8	69	8.6	-	-	-	-	-	-	32	360	11.3	3	-	-	-	-	-	-	-	-	-	-	-	5	63	-	-	-	-	-	-	-	18	
Acosta-Rua, Fernando (PK)..... Jacksonville, Fla..... 1985	-	-	-	-	-	-	-	-	-	-	-	-	-	-	-	-	-	-	-	-	-	-	-	-	-	-	-	7	320	45.7	4	1	7		
Adair, Spec (E)..... Columbia, S.C..... 1930-32	-	-	-	-	-	-	-	-	-	-	-	-	-	-	-	-	-	-	-	-	-	-	-	-	-	-	-	-	-	-	-	-	-	-	
Adams, David (OG)..... Dalton, Ga..... 1987-88-89	-	-	-	-	-	-	-	-	-	-	-	-	-	-	-	-	-	-	-	-	-	-	-	-	-	-	-	-	-	-	-	-	-	-	
Adams, Keenan (DE)..... Columbia, S.C..... 2002-03-04	-	-	-	-	-	-	-	-	-	-	-	-	-	3	3	5	1	0.5	-	-	-	-	-	-	-	-	-	-	-	-	-	-	-	-	-
Addy, Rick (QB)..... Irmo, S.C..... 1998	2	-2	-2.0	-	-	-	-	-	-	-	-	-	-	-	-	-	-	-	-	-	-	-	-	-	-	-	-	-	-	-	-	-	-	-	
Adkins, Mark (C)..... Orlando, Fla..... 1973	-	-	-	-	-	-	-	-	-	-	-	-	-	-	-	-	-	-	-	-	-	-	-	-	-	-	-	-	-	-	-	-	-	-	
Adrian, Rocco (DB)..... Deltona, Fla..... 1995-96-97-98	-	-	-	-	-	-	-	-	-	-	-	-	-	74	35	109	2	-	1	4	1	-	-	-	-	-	-	-	-	-	-	-	-	-	
Agee, Scott (FB)..... Midlothian, Va..... 1993	3	3	1.0	-	-	-	-	-	-	-	-	-	-	-	-	-	-	-	-	-	-	-	-	1	5	-	-	-	-	-	-	-	-	-	
Aiken, Bobby (T)..... Decatur, Ga..... 1957-58-59	-	-	-	-	-	-	-	-	-	-	-	-	-	-	-	-	-	-	-	-	-	-	-	1	5	-	-	-	-	-	-	-	-	-	
Akin, George (G)..... Griffin, Ga..... 1948-49-50	-	-	-	-	-	-	-	-	-	-	-	-	-	-	-	-	-	-	-	-	-	-	-	-	-	-	-	-	-	-	-	-	-	-	
Albert, Alex (OG)..... Augusta, Ga..... 1985-86-87	-	-	-	-	-	-	-	-	-	-	-	-	-	-	-	-	-	-	-	-	-	-	-	-	-	-	-	-	-	-	-	-	-	-	-
Alley, Lyles (B)..... Spartanburg, S.C..... 1931-32	-	-	-	-	-	-	-	-	-	-	-	-	-	-	-	-	-	-	-	-	-	-	-	-	-	-	-	-	-	-	-	-	-	-	-
Allison, Brian (DT)..... Blairsville, Ga... 1984-85-86-87	-	-	-	-	-	-	-	-	-	-	-	-	-	86	59	145	23	5.0	-	2	-	-	-	-	-	-	-	-	-	-	-	-	-	-	-
Allman, Kevin (WR)..... Atlanta, Ga..... 2012	-	-	-	-	-	-	-	-	-	-	-	-	-	-	-	-	-	-	-	-	-	-	-	-	-	-	-	-	-	-	-	-	-	-	
Allred, Homer (B)..... Hillsboro, Texas..... 1930-31	-	-	-	-	-	-	-	-	-	-	-	-	-	-	-	-	-	-	-	-	-	-	-	-	-	-	-	-	-	-	-	-	-	-	-
Allsopp, Eddie (DE)..... Ocala, Fla... 1977-78-79-80	-	-	-	-	-	-	-	-	-	-	-	-	-	29	17	46	-	-	2	2	-	-	-	-	-	-	-	-	-	-	-	-	-	-	-
Allman, Kevin (WR)..... Atlanta, Ga..... 2011-12	-	-	-	-	-	-	-	-	-	1	20	20.0	-	2	2	4	-	-	-	-	-	-	-	-	-	-	-	-	-	-	-	-	-	-	-
Almond, Matt (TE)..... Tarpon Springs, Fla..... 1994	-	-	-	-	-	-	-	-	-	-	-	-	-	-	-	-	-	-	-	-	-	-	-	-	-	-	-	-	-	-	-	-	-	-	-
Anders, Robert (DE)..... Greenwood, S.C..... 1979-82-83	-	-	-	-	-	-	-	-	-	-	-	-	-	43	63	106	12	2.0	2	-	-	-	-	-	-	-	-	-	-	-	-	-	-	-	-
Anderson, Andy..... Etowah, Tenn..... 1948-49	-	-	-	-	-	-	-	-	-	-	-	-	-	-	-	-	-	-	-	-	-	-	-	-	-	-	-	-	-	-	-	-	-	-	-
Anderson, Bill (DE)..... Atlantic Beach, Fla..... 1972-73-74	-	-	-	-	-	-	-	-	-	-	-	-	-	73	28	101	-	-	1	2	-	-	-	-	-	-	-	-	-	-	-	-	-	-	-
Anderson, Brian (OT)..... Charlotte, N.C..... 1989-90-91	-	-	-	-	-	-	-	-	-	-	-	-	-	-	-	-	-	-	-	-	-	-	-	-	-	-	-	-	-	-	-	-	-	-	-
Anderson, Charlie (OT)..... Montgomery, Ala... 1978-79-80-81	-	-	-	-	-	-	-	-	-	-	-	-	-	1	-	1	-	-	1	-	-	-	-	-	-	-	-	-	-	-	-	-	-	-	-
Anderson, Charlie (FB)..... Montgomery, Ala..... 2013-15	-	-	-	-	-	-	-	-	-	-	-	-	-	2	-	2	-	-	-	-	-	-	-	-	-	-	-	-	-	-	-	-	-	-	-
Anderson, Colin (TE)..... Dallas, Texas... 2009-10-11-12	2	1	0.5	-	1	1	-	47	1	90	1541	17.1	11	3	1	4	-	-	-	-	-	-	-	-	-	-	-	-	-	-	-	-	-	-	66
Anderson, Jeff (QB)..... Dunwoody, Ga..... 1981	-	-	-	-	-	-	-	-	-	-	-	-	-	-	-	-	-	-	-	-	-	-	-	-	-	-	-	-	-	-	-	-	-	-	-
Anderson, Kadarion (LB)..... Greenwood, S.C... 2008-09-10-11	-	-	-	-	-	-	-	-	-	-	-	-	-	177	195	372	21	4.0	1	6	1	-	-	-	-	-	-	-	-	-	-	-	-	-	-
Anderson, Larry (LB)..... Greenwood, S.C... 1973-74-75-76	-	-	-	-	-	-	-	-	-	-	-	-	-	259	162	421	-	-	2	-	1	-	-	-	-	-	-	-	-	-	-	-	-	-	-
Anderson, Marcus (RB)..... Dallas, Ga..... 2013	72	314	4.4	2	-	-	-	-	-	-	-	-	-	-	-	-	-	-	-	-	-	-	-	-	-	-	-	-	-	-	-	-	-	-	12
Anderson, Neal (DE)..... Jacksonville, Fla..... 1981-82-83	-	-	-	-	-	-	-	-	-	-	-	-	-	29	34	63	3	1.0	-	5	-	-	-	-	-	-	-	-	-	-	-	-	-	-	-
Anderson, Rodney (S)..... Nashville, Tenn... 2012-13-14-15	-	-	-	-	-	-	-	-	-	-	-	-	-	45	30	75	3	-	4	1	-	-	-	-	-	-	-	-	-	-	-	-	-	-	-
Anderson, Taft (T)..... Nashville, Tenn..... 1951-52	-	-	-	-	-	-	-	-	-	-	-	-	-	-	-	-	-	-	-	-	-	-	-	-	-	-	-	-	-	-	-	-	-	-	-
Andrews, Felix (DE)..... Concord, N.C... 1979-80-81-82	-	-	-	-	-	-	-	-	-	-	-	-	-	124	94	218	21	1.0	3	5	1	-	-	-	-	-	-	-	-	-	-	-	-	-	-
Andrews, Fred (FB)..... 1913	-	-	-	-	-	-	-	-	-	-	-	-	-	-	-	-	-	-	-	-	-	-	-	-	-	-	-	-	-	-	-	-	-	-	-
Angelica, George (FB)*..... Patterson, N.J... 1958-59-60-61	146	562	3.8	3	-	-	-	-	-	2	-5	-2.5	-	-	-	-	-	-	-	-	-	-	-	1	12	-	-	-	-	-	-	-	-	-	18
Annoor, Aaqib (CB/S)..... Nashville, Tenn... 2015-16-17-18	-	-	-	-	-	-	-	-	-	-	-	-	-	95	101	196	7.0	1.5	3	20	5	-	19	397	-	-	-	-	-	-	-	-	-	-	-
Appello, Joe (HB)*..... Roselle Park, N.J..... 1954-55	39	213	5.5	-	1	1	-	10	-	4	36	9.0	-	-	-	-	-	-	-	-	-	-	6	136	-	7	170	-	2	88	44.0	-	-	-	
Armstrong, Avery (WR)..... Columbia, S.C..... 2017-18	1	7	7.0	-	1	-	-	-	-	5	82	16.4	2	6	4	10	-	-	-	-	-	-	-	-	-	1	33	-	-	-	-	-	-	12	
Armstrong, Bo (OG/DT)..... Greenville, S.C..... 1972-73-74	-	-	-	-	-	-	-	-	-	-	-	-	-	-	-	-	-	-	-	-	-	-	-	-	-	-	-	-	-	-	-	-	-	-	-
Armstrong, Bob (HB/P)..... Asheville, N.C..... 1951	7	-9	-1.3	1	4	-	-	-	-	-	-	-	-	-	-	-	-	-	-	-	-	-	2	-4	-	-	-	-	-	14	441	31.5	-	-	6
Artis, Wallace (DE)..... Calhoun Falls, S.C... 2004-05-06-07	-	-	-	-	-	-	-	-	-	-	-	-	-	79	84	163	31	11.5	-	10	-	-	-	-	-	-	-	-	-	-	-	-	-	-	
Ashworth, Harry (C/FB)..... Brevard, N.C..... 1949	-	-	-	-	-	-	-	-	-	-	-	-	-	-	-	-	-	-	-	-	-	-	-	-	-	-	-	-	-	-	-	-	-	-	-
Askew, Jack..... Greensboro, Ga..... 1946-47	-	-	-	-	-	-	-	-	-	-	-	-	-	-	-	-	-	-	-	-	-	-	-	-	-	-	-	-	-	-	-	-	-	-	-
Atkins, Grayson (PK/P)..... Inman, S.C..... 2017-18	-	-	-	-	-	-	-	-	-	-	-	-	-	-	-	-	-	-	-	-	-	-	-	-	-	-	47	2011	42.8	84	20	144	-	-	
Atkinson, Lee (G)..... Elberton, Ga..... 1946-47	-	-	-	-	-	-	-	-	-	-	-	-	-	-	-	-	-	-	-	-	-	-	-	-	-	-	-	-	-	-	-	-	-	-	
Auer, Caleb (OG/OT)..... Buford, Ga..... 2017-18	-	-	-	-	-	-	-	-	-	-	-	-	-	-	-	-	-	-	-	-	-	-	-	-	-	-	-	-	-	-	-	-	-	-	-
Austin, Greer (TE)..... Atlanta, Ga..... 1971	-	-	-	-	-	-	-	-	-	-	-	-	-	-	-	-	-	-	-	-	-	-	-	-	-	-	-	-	-	-	-	-	-	-	-
Austin, Marsharn (CB)..... Lawrenceville, Ga..... 2006-07-08	-	-	-	-	-	-	-	-	-	-	-	-	-	48	23	71	3	2.0	-	5	1	-	10	150	-	5	47	1	-	-	-	-	6	-	
Avery, Tom (E)..... Americus, Ga... 1955-56-57-58	-	-	-	-	-	-	-	-	-	33	370	11.2	6	-	-	-	-	-	-	-	-	3	3	37	-	-	-	-	-	-	-	1	-	38	-
Ayoob, Nic (OG)..... Watkinsville, Ga..... 2008-09	-	-	-	-	-	-	-	-	-	-	-	-	-	1	-	1	-	-	-	-	-	-	-	-	-	-	-	-	-	-	-	-	-	-	-

2019 FURMAN PALADINS FOOTBALL / All-Time Roster, Career Statistics



	RU	YDS	AVG	TD	ATT	CMP	INT	YDS	TD	REC	YDS	AVG	TD	UT	AT	TOT	TFL	SK	FR	PD	INT	TD	KOR	YDS	TD	PR	YDS	TD	PU	YDS	AVG	XP	FG	PTS
Drinkard, Ed (TE)										1	13	13.0																						6
Drye, John (FB)	238	1166	4.9	10						7	47	6.7																						62
Duckwall, Mike (C/OG)																																		
Duffy, Eric (OT)																																		
Duggan, Steve (C)																																		
Duncan, Bill (TE)										9	112	12.4	1																					8
Duncan, Charlie (HB)																																		
Duncan, Maurice (DB)														71	45	116	4		1	14	5				1	3								
Duncan, Orvell (G, E)																																		
DuPre, George (C)																																		
Durham, Bernard (OT)																																		
Durham, Chris (OG)																																		
Dyson, Clayton (OG)																																		

E

Eagle, Guy (T)																																			
Early, Ray (PK/P)														3	2	5												104	4468	43.0	120	43	249		
Earp, Ron (E)										4	42	10.5	1										1	1									6		
Eaves, Walter (T)																																			
Eberhardt, Eric (WR)																																			
Edens, Charles (G/T)																																			
Edge, John (C)										2	36	18.0									1		1	2								4	4		
Edmondson, Jim (OT)																																			
Edwards, Allen (NG)														158	99	257	30	10.5	4	2															
Edwards, J.W. (OT)																																			
Edwards, Mack (HB)	7	31	4.4							10	174	17.4	1												1	13							6		
Elder, Kenny (DT)														74	61	135	18	4.0	2	4															
Eliades, George (C)																																			
Elliott, James (DE)														5	1	6	2	2.0																	
Ellis, Greg (DB)														2	4	6			1	1	1														
Ellis, Reynard (LB)														46	46	92	5	2.0		2															
Ellis, Kavajae (RB)	1	2	2.0	2						2	20	10.0	11																						
Elvington, Charles (QB)	166	177	1.0	6	283	159	7	1613	7																									36	
Elvington, Randy (C)																																			
Emerson, Eric (FB)																																			
Emert, Charles (OG/OT/C)	111	380	3.4	9						5	26	5.2																						54	
Engelberg, Willie (E)																																			
English, Tom (T)																																			
Ensley, Jason (DB/WR)										4	23	5.8		37	21	58	2			9	4	1			1	20							6		
Epling, Bob (T)																																			
Eshelman, Jordan (OG)																																			
Espinosa, Joey (DB)														5	5	10																			
Estes, B.J. (NG, OT)														3	2	5				1															
Esva, Keven (PK)														1		1															135	17	186		
Evangelister, Jacque (CB)														21	22	43																			
Evans, Parks (FB)														3		3																			
Evington, Effie (C)																																			

F

Fabian, Mike (WR/DB)										14	290	20.7	2								7	1	21	428	1	34	256						24	
Fair, Jim (DT)																																		
Fairley, Mack (E)																																		
Fambrough, Jeff (C/NG)														8	16	24	2	2.0																
Fant, George (B)																																		
Farmer, Roy (T)																																		
Farrar, Joe (CB/S)																																		
Farry, Lawrence (G/T)														51	101	152	8	1.5	2	5	1													
Feacher, Richard (CB/RB)	8	54	6.8	1										1	5	6																	6	
Feigl, Cole (RB)														1	1	2											1							
Felton, Jerome (FB)	575	2652	4.6	63						47	339	7.2	4																		6		414	
Ferguson, Danny (HB)	15	36	2.4	1						3	28	9.3											1										6	
Ferguson, Lewis (T)																																		
Ferguson, Phillip (NG)														87	40	127	32	11.5	1	2														
Ferguson, Tom (DB)																								1										
Filipovic, Adi (OT/OG)																																		
Fickling, Buck (FB)																																		
Fisher, Brian (OT/OG)																																		
Fisher, Harry (HB)																																		
Fisher, Mike (DB)										1	8	8.0			1	1																		
Fitzer, Robert (HB)																																		
Flemming, Sam (T)																																		
Fletcher, Duncan (QB/TE)	16	-2	-0.1		60	38	2	423	1	80	906	11.3	7	4		4							1	11						3		48		
Fletcher, Jim (FB)																																		
Fletcher, Kelly (DE)														98	66	164	47	31.5	2	3														

2019 FURMAN PALADINS FOOTBALL / All-Time Roster, Career Statistics



	RU	YDS	AVG	TD	ATT	CMP	INT	YDS	TD	REC	YDS	AVG	TD	UT	AT	TOT	TFL	SK	FR	PD	INT	TD	KOR	YDS	TD	PR	YDS	TD	PU	YDS	AVG	XP	FG	PTS			
Goila, Tom (DE, LB)..... Cincinnati, Ohio.. 1993-94-95-96	-	-	-	-	-	-	-	-	-	-	-	-	-	52	21	73	1	-	1	-	-	-	-	-	-	-	-	-	-	-	-	-	-	-	-		
Goldsmith, Kennet (FB)..... Charlotte, N.C.. 1985-86-87-88	303	1610	5.3	10	-	-	-	-	-	6	97	16.2	-	-	-	-	-	-	-	-	-	-	1	14	-	-	-	-	-	-	-	-	-	-	60		
Good, Matt (OT)..... Greenville, S.C. 1993	-	-	-	-	-	-	-	-	-	-	-	-	-	-	-	-	-	-	-	-	-	-	-	-	-	-	-	-	-	-	-	-	-	-	-		
Goodpaster, Richard (TE)..... Middletown, Ohio 1974	-	-	-	-	-	-	-	-	-	2	17	8.5	-	-	-	-	-	-	-	-	-	-	-	-	-	-	-	-	-	-	-	-	-	-	-	-	
Goolsby, Reggie (C)..... Monticello, Ga. 2004-05-06-07	-	-	-	-	-	-	-	-	-	-	-	-	-	96	56	152	-	-	3	11	-	-	-	-	-	-	-	-	-	-	-	-	-	-	-	-	
Gordon, Mark (DB)..... Nevada, Mo. 1975-76	-	-	-	-	-	-	-	-	-	-	-	-	-	12	6	18	-	-	-	-	-	-	2	25	-	-	-	-	-	-	-	-	-	-	-	-	
Gordon, Matthew (WR/FS)..... Birmingham, Ala. 2008-10-11-12	-	-	-	-	-	-	-	-	-	5	31	6.2	-	-	-	-	-	-	-	-	-	-	2	25	-	-	-	-	-	-	-	-	-	-	-	-	-
Gordon, Thomas (WR)..... Charlotte, N.C. 2016-17-18	26	108	4.2	2	-	-	-	-	-	111	1776	16.0	6	-	-	-	-	-	-	-	-	-	29	663	-	8	18	-	-	-	-	-	-	-	-	48	
Gordon, William (G)..... Roda, Va. 1948	-	-	-	-	-	-	-	-	-	-	-	-	-	-	-	-	-	-	-	-	-	-	-	-	-	-	-	-	-	-	-	-	-	-	-		
Goss, Andy (PK)..... Silver Spring, Md. 1973-74-75-76	163	748	4.6	4	2	-	-	-	-	31	291	9.4	1	-	-	-	-	-	-	-	-	1	13	-	-	-	-	-	-	-	-	56	23	155	-		
Gourdin, Dustin (CB)..... Greer, S.C. 2007-08-09	-	-	-	-	-	-	-	-	-	-	-	-	-	18	10	28	1	-	2	2	1	-	-	-	-	-	-	-	-	-	-	-	-	-	-		
Grady, J.W. (HB)..... Greenville, S.C. 1928	-	-	-	-	-	-	-	-	-	-	-	-	-	-	-	-	-	-	-	-	-	-	-	-	-	-	-	-	-	-	-	-	-	-	-		
Grady, Larry (WR)..... Riverdale, Ga. 1985-87	-	-	-	-	-	-	-	-	-	30	437	14.6	7	-	-	-	-	-	-	-	-	-	-	-	-	-	-	-	-	-	1	-	44	-	-		
Graham, A'lencio (WR)..... Lawrenceville, Ga. 2015-16	4	9	2.2	-	-	-	-	-	-	-	-	-	-	-	-	-	-	-	-	-	-	-	-	-	-	-	-	-	-	-	-	-	-	-	-		
Graham, J.G. 1900	-	-	-	-	-	-	-	-	-	-	-	-	-	-	-	-	-	-	-	-	-	-	-	-	-	-	-	-	-	-	-	-	-	-	-		
Graham, John (C)..... Moncks Corner, S.C. 1976	-	-	-	-	-	-	-	-	-	-	-	-	-	-	-	-	-	-	-	-	-	-	-	-	-	-	-	-	-	-	-	-	-	-	-		
Grainger, Darren (QB)..... Conway, S.C. 2018	42	33	0.8	-	27	13	2	181	2	-	-	-	-	-	-	-	-	-	-	-	-	-	-	-	-	-	-	-	-	-	-	-	-	-	-	-	
Grainger, Mark (WR)..... Savannah, Ga. 1977-78-79	21	78	3.7	-	1	-	-	-	-	35	482	13.8	4	2	1	3	-	-	-	-	-	-	15	245	-	-	-	-	-	-	-	-	-	-	-	-	24
Granger, Ben (P)..... Athens, Ga. 2012	-	-	-	-	-	-	-	-	-	-	-	-	-	-	-	-	-	-	-	-	-	-	-	-	-	-	-	11	367	33.4	-	-	-	-	-		
Grant, Jason (DB)..... Columbia, S.C. 1989-90-91-92	-	-	-	-	-	-	-	-	-	-	-	-	-	79	23	102	7	-	18	6	-	4	62	-	-	1	-	-	-	-	-	-	-	-	-	6	
Grant, Jimmy (FB)..... Rock Hill, S.C. 1954-55-56-57	215	777	3.6	2	-	-	-	-	-	5	16	5.2	-	-	-	-	-	-	-	-	2	1	3	45	-	27	935	34.6	-	-	-	-	-	-	18		
Graves, Mark (C)..... Marietta, Ga. 1994-95-96	-	-	-	-	-	-	-	-	-	-	-	-	-	-	-	-	-	-	-	-	-	-	-	-	-	-	-	-	-	-	-	-	-	-			
Gray, Renaldo (TB/QB)..... Greenwood, S.C. 2004-05-06-07	189	669	3.5	10	438	257	13	3112	21	1	6	6.0	-	-	-	-	-	-	-	-	-	-	-	-	-	-	-	-	-	1	-	-	-	62			
Green, Rod (FB)..... Columbia, S.C. 1990-91-92-93	201	1068	5.3	10	-	-	-	-	-	14	152	10.9	-	-	-	-	-	-	-	-	-	-	-	-	-	-	-	-	-	-	-	-	-	-	60		
Greene, Tommy (OG)..... Savannah, Ga. 1963-64-65	-	-	-	-	-	-	-	-	-	-	-	-	-	-	-	-	-	-	-	-	-	-	-	-	-	-	-	-	-	-	-	-	-	-	-		
Greenleaf, Steve (E)..... Royston, Ga. 1980	-	-	-	-	-	-	-	-	-	-	-	-	-	5	7	12	-	-	-	-	-	1	11	-	-	-	-	-	-	-	-	-	-	-	-	-	
Greer Mervyn (G)..... Smackover, Ark. 1950	-	-	-	-	-	-	-	-	-	-	-	-	-	-	-	-	-	-	-	-	-	-	-	-	-	-	-	-	-	-	-	-	-	-	-		
Gregory, C.D. Lancaster, S.C. 1916-17	-	-	-	-	-	-	-	-	-	-	-	-	-	-	-	-	-	-	-	-	-	-	-	-	-	-	-	-	-	-	-	-	-	-	-	-	
Gregory, Earl (T/G)..... Greenville, S.C. 1935	-	-	-	-	-	-	-	-	-	-	-	-	-	-	-	-	-	-	-	-	-	-	-	-	-	-	-	-	-	-	-	-	-	-	-	-	
Gregory, Roger (E)..... Kershaw, S.C. 1942	-	-	-	-	-	-	-	-	-	-	-	-	-	-	-	-	-	-	-	-	-	-	-	-	-	-	-	-	-	-	-	-	-	-	-	-	
Gregory, Wayne (G)..... Union, S.C. 1972	-	-	-	-	-	-	-	-	-	-	-	-	-	-	-	-	-	-	-	-	-	-	-	-	-	-	-	-	-	-	-	-	-	-	-	-	
Gressette, T.N. (FB)..... St. Matthews, S.C. 1914-15-16-17	-	-	-	-	-	-	-	-	-	-	-	-	-	-	-	-	-	-	-	-	-	-	-	-	-	-	-	-	-	-	-	-	-	-	-	-	
Gressette, T.W. (HB)..... St. Matthews, S.C. 1918	-	-	-	-	-	-	-	-	-	-	-	-	-	-	-	-	-	-	-	-	-	-	-	-	-	-	-	-	-	-	-	-	-	-	-	-	
Gressette, William (C/G/T/E/FB) St. Matthews, S.C. 1913-14-15	-	-	-	-	-	-	-	-	-	-	-	-	-	-	-	-	-	-	-	-	-	-	-	-	-	-	-	-	-	-	-	-	-	-	-	-	
Greve, Dick (B)..... 1936	-	-	-	-	-	-	-	-	-	-	-	-	-	-	-	-	-	-	-	-	-	-	-	-	-	-	-	-	-	-	-	-	-	-	-		
Griffin, Bob (B)..... Montevallo, Ala. 1930-31-32	-	-	-	-	-	-	-	-	-	-	-	-	-	-	-	-	-	-	-	-	-	-	-	-	-	-	-	-	-	-	-	-	-	-	-		
Griffin, Bob (E)..... Easley, S.C. 1946-47	-	-	-	-	-	-	-	-	-	-	-	-	-	-	-	-	-	-	-	-	-	-	-	-	-	-	-	-	-	-	-	-	-	-	-	-	
Griffin, Donny (RB)..... Savannah, Ga. 1971-72-73	188	851	4.5	4	1	1	-	18	-	12	91	7.6	1	-	-	-	-	-	-	-	-	-	33	676	-	24	334	2	-	-	-	-	-	-	-	42	
Griffin, James (B)..... Florence, S.C. 1935	-	-	-	-	-	-	-	-	-	-	-	-	-	-	-	-	-	-	-	-	-	-	-	-	-	-	-	-	-	-	-	-	-	-	-	-	
Griffin, Jimmy (DB)..... Savannah, Ga. 1973-74	-	-	-	-	-	-	-	-	-	-	-	-	-	19	23	42	-	-	2	4	3	1	-	-	-	2	-	-	-	-	-	-	-	-	-		
Griffin, Jordan (CB)..... Fairburn, Ga. 2008-09-10	-	-	-	-	-	-	-	-	-	-	-	-	-	65	31	96	2	-	-	8	-	-	-	-	-	-	-	-	-	-	-	-	-	-	-		
Griffith, Tom (OG)..... Cartersville, Ga. 1988-89-90-91	-	-	-	-	-	-	-	-	-	-	-	-	-	-	-	-	-	-	-	-	-	-	-	-	-	-	-	-	-	-	-	-	-	-	-		
Gullick, Guy (OL)..... 1915	-	-	-	-	-	-	-	-	-	-	-	-	-	-	-	-	-	-	-	-	-	-	-	-	-	-	-	-	-	-	-	-	-	-	-		
Gwinn, Paul (B)..... Orangeburg, S.C. 1935-36	-	-	-	-	-	-	-	-	-	-	-	-	-	-	-	-	-	-	-	-	-	-	-	-	-	-	-	-	-	-	-	-	-	-	-		

2019 FURMAN PALADINS FOOTBALL / All-Time Roster, Career Statistics



	RU	YDS	AVG	TD	ATT	CMP	INT	YDS	TD	REC	YDS	AVG	TD	UT	AT	TOT	TFL	SK	FR	PD	INT	TD	KOR	YDS	TD	PR	YDS	TD	PU	YDS	AVG	XP	FG	PTS			
Morris, Philip (LB)Orangeburg, S.C.2006-07-08	-	-	-	-	-	-	-	-	-	-	-	-	-	17	36	53	4	-	2	1	-	-	-	-	-	-	-	-	-	-	-	-	-	-			
Morrison, Gary (HB)Camden, N.J.1958-59	27	108	4.0	-	-	-	-	-	-	5	80	16.0	-	-	-	-	-	-	-	-	-	-	5	68	2	5	-	-	-	-	-	-	-	-			
Morrish, Tom (OT)Bradenton, Fla.1978-80	-	-	-	-	-	-	-	-	-	-	-	-	-	-	-	-	-	-	-	-	-	-	-	-	-	-	-	-	-	-	-	-	-	-			
Morton, Beecher (E)Great Falls, S.C.1942	-	-	-	-	-	-	-	-	-	-	-	-	-	-	-	-	-	-	-	-	-	-	-	-	-	-	-	-	-	-	-	-	-	-			
Moses, Frank (NG)Sumter, S.C.1974-75-76-77	-	-	-	-	-	-	-	-	-	-	-	-	-	344	179	523	-	-	3	-	-	-	-	-	-	-	-	-	-	-	-	-	-	-			
Mosher, Mark (DB)Atlanta, Ga.1973-74-75	-	-	-	-	-	-	-	-	-	-	-	-	-	42	44	86	-	-	2	3	1	1	-1	1	-1	-	-	-	-	-	-	-	-	-			
Motte, Benji (DB)Moncks Corner, S.C.1983-84-85-86	-	-	-	-	-	-	-	-	-	1	22	22.0	0	82	34	116	3	-	2	15	4	-	-	4	31	-	-	-	-	-	-	-	-	-	-		
Mulholland, John (DT)Bethesda, Md.1975	-	-	-	-	-	-	-	-	-	-	-	-	-	-	-	-	-	-	-	1	-	-	-	-	-	-	-	-	-	-	-	-	-	-	-		
Murray, Derrick (FS/CB)Atlanta, Ga.2009-10-11-12	-	-	-	-	-	-	-	-	-	-	-	-	-	43	25	68	1	-	5	1	-	-	-	-	-	-	-	-	-	-	-	-	-	-	-		
N																																					
Napier, Billy (QB)Chatsworth, Ga.1999-00-01-02	186	176	0.9	10	549	356	20	4756	28	-	-	-	-	-	-	-	-	-	-	-	-	-	-	-	-	-	-	-	-	-	-	-	-	-	60		
Nation, Rocky (WR)Belton, S.C.1991	-	-	-	-	-	-	-	-	-	-	-	-	-	-	-	-	-	-	-	-	-	-	-	-	-	-	-	-	-	-	-	-	-	-	-	-	
Neal, Ernest (E)Kershaw, S.C.1949-50	-	-	-	-	-	-	-	-	-	10	121	12.1	2	-	-	-	-	-	-	-	-	-	1	12	-	-	-	-	-	-	-	-	-	-	-	12	
Neal, Jimmy (LB)Camden, S.C.1974-75-76-77	-	-	-	-	-	-	-	-	-	-	-	-	-	119	87	206	-	-	3	1	-	-	-	-	-	-	-	-	-	-	-	-	-	-	-	-	
Needham, Junie (HB)Richmond, Va.1950	65	315	4.8	1	1	-	-	-	-	5	40	8.0	-	-	-	-	-	-	-	-	-	-	8	92	-	-	-	-	-	-	-	-	-	-	6		
Neel, Bob (FB)St. Petersburg, Fla.1971-72	1	1	1.0	-	-	-	-	-	-	-	-	-	-	-	-	-	-	-	-	-	-	-	-	-	-	-	-	-	-	-	-	-	-	-	-		
Neely, Cole (OG/C)Fayetteville, Ga.2017-18	-	-	-	-	-	-	-	-	-	-	-	-	-	-	-	-	-	-	-	-	-	-	-	-	-	-	-	-	-	-	-	-	-	-	-		
Nelson, Gary (HB)Fountain Inn, S.C.1913-14	-	-	-	-	-	-	-	-	-	-	-	-	-	-	-	-	-	-	-	-	-	-	-	-	-	-	-	-	-	-	-	-	-	-	-		
Nelson, Gary (LB)Stone Mountain, Ga.2004-05-06-07	-	-	-	-	-	-	-	-	-	-	-	-	-	101	127	228	18	1.5	1	3	1	-	-	-	-	-	-	-	-	-	-	-	-	-	-	-	
Nemeth, David (FB)Atlanta, Ga.1966	105	453	4.3	-	1	1	10	-	-	3	11	3.7	-	-	-	-	-	-	-	-	1	1	11	-	-	-	-	-	-	-	-	-	-	-	-		
Nenos, John (OT)Tampa, Fla.2013	-	-	-	-	-	-	-	-	-	-	-	-	-	-	-	-	-	-	-	-	-	-	-	-	-	-	-	-	-	-	-	-	-	-	-		
Nery, Tom (E)Chewick, Pa.1958	-	-	-	-	-	-	-	-	-	6	100	16.7	1	-	-	-	-	-	-	-	1	-	-	-	-	-	-	-	-	-	-	-	-	-	6		
Nettles, Harold (G)Ridgeland, S.C.1941	-	-	-	-	-	-	-	-	-	-	-	-	-	-	-	-	-	-	-	-	-	-	-	-	-	-	-	-	-	-	-	-	-	-	-		
Newby, John (OT)Raleigh, N.C.2004	-	-	-	-	-	-	-	-	-	-	-	-	-	-	-	-	-	-	-	-	-	-	-	-	-	-	-	-	-	-	-	-	-	-	-		
Newman, Bill (E)Chicago, Ill.1958-59-60-61	-	-	-	-	-	-	-	-	-	25	408	16.3	4	-	-	-	-	-	-	-	-	-	-	-	-	-	-	-	-	-	-	-	1	26			
Newmeyer, Jim (PK)Coral Gables, Fla.1969-70	-	-	-	-	-	-	-	-	-	-	-	-	-	-	-	-	-	-	-	-	-	-	-	-	-	-	-	-	-	-	-	33	2	39			
Newsome, Gene (HB)Atlanta, Ga.1955	5	11	2.2	-	1	-	-	-	-	-	-	-	-	-	-	-	-	-	-	-	-	-	-	-	-	-	-	-	-	-	-	-	-	-			
Newton, Cam (DB)Bennettsville, S.C.2001-02-03-04	-	-	-	-	-	-	-	-	-	-	-	-	-	129	74	203	4	-	4	8	9	1	18	-	-	-	-	-	-	-	-	-	-	-	6		
Nichols, John (QB)Union, S.C.1973-74-75	1	-22	-22.0	-	-	-	-	-	-	-	-	-	-	-	-	-	-	-	-	-	-	-	-	-	-	-	-	-	4	126	31.5	-	-	-			
Nickles, Roy (HB)Greenwood, S.C.1955-56-57-58	111	468	4.2	5	-	-	-	-	-	22	163	7.4	1	-	-	-	-	-	-	-	-	-	15	373	4	23	1	44	44.0	-	-	-	-	36			
Nix, Jay (TB)Lithonia, Ga.1983	40	197	4.9	1	-	-	-	-	-	4	28	7.0	-	-	3	3	-	-	-	-	-	-	-	-	-	-	-	-	-	-	-	-	-	-			
Nixon, D.M. (E)Greenwood, S.C.1917-18	-	-	-	-	-	-	-	-	-	-	-	-	-	-	-	-	-	-	-	-	-	-	-	-	-	-	-	-	-	-	-	-	-	-	-		
Noble, Christian (LB)Clarksville, Tenn.2017-18	-	-	-	-	-	-	-	-	-	-	-	-	-	2	1	3	-	-	-	-	-	-	-	-	-	-	-	-	-	-	-	-	-	-	-		
Nolan, Carl (E)Greenville, S.C.1936-37-38	-	-	-	-	-	-	-	-	-	-	-	-	-	-	-	-	-	-	-	-	-	-	-	-	-	-	-	-	-	-	-	-	-	-	-		
Nordlinger, Larry (DB)Plantation, Fla.1974-76	-	-	-	-	-	-	-	-	-	-	-	-	-	-	-	-	-	-	-	-	-	-	-	-	-	-	-	-	-	-	-	-	-	-	-		
Norman, Drew (QB)Auburn, Ala.1982	5	28	5.6	-	9	2	47	-	-	-	-	-	-	-	-	-	-	-	-	-	-	-	-	-	-	-	-	-	-	-	-	-	-	-	-		
Norman, Jeff (LB)Lynchburg, Tenn.1993-94	-	-	-	-	-	-	-	-	-	-	-	-	-	54	17	72	3	1.0	-	1	-	-	-	-	-	-	-	-	-	-	-	-	-	-	-		
Norris, Jerome (DB)Iva, S.C.1983-84-85-86	-	-	-	-	-	-	-	-	-	-	-	-	-	89	46	135	4	-	1	21	15	-	-	-	-	-	-	-	-	-	-	-	-	-	-		
Norris, Mike (TE)Hendersonville, N.C.1974	-	-	-	-	-	-	-	-	-	-	-	-	-	-	-	-	-	-	-	-	-	1	-	-	-	-	-	-	-	-	-	-	-	-	-		
Norris, Steve (LB)Dalton, Ga.1988-89-90-91	-	-	-	-	-	-	-	-	-	-	-	-	-	124	113	237	1	-	5	4	1	-	-	-	-	-	-	-	-	-	-	-	-	-	-		
Norton, Charles (T)Mullins, S.C.1942	-	-	-	-	-	-	-	-	-	-	-	-	-	-	-	-	-	-	-	-	-	-	-	-	-	-	-	-	-	-	-	-	-	-	-		
Nutter, Brian (OT)Atlanta, Ga.1993-94-95-96	-	-	-	-	-	-	-	-	-	-	-	-	-	-	-	-	-	-	-	-	-	-	-	-	-	-	-	-	-	-	-	-	-	-	-		
Nwokolo, Brian (DE)Jamestown, N.C.2014	-	-	-	-	-	-	-	-	-	-	-	-	-	1	-	1	-	-	-	-	-	-	-	-	-	-	-	-	-	-	-	-	-	-	-		
O																																					
Obata, Adim (DT)Atlanta, Ga.2008	-	-	-	-	-	-	-	-	-	-	-	-	-	4	15	19	1	0.5	-	1	-	-	-	-	-	-	-	-	-	-	-	-	-	-	-		
Obenaur, Greg (HB)Uniondale, N.Y.1964-65-66	33	173	5.2	-	-	-	-	-	-	3	17	5.7	-	-	-	-	-	-	-	-	1	-	12	204	6	24	-	-	-	-	-	-	-	-	-		
O'Daniel, Clay (DE)Alpharetta, Ga.1998-99-00	-	-	-	-	-	-	-	-	-	-	-	-	-	10	9	19	5	3.0	2	1	-	-	-	-	-	-	-	-	-	-	-	-	-	-	-	-	
O'Day, Rory (DB)Dallas, Ga.2003-04	-	-	-	-	-	-	-	-	-	-	-	-	-	9	7	16	-	-	-	-	-	-	-	-	-	-	-	-	-	-	-	-	-	-	-	-	
Ogborn, Bill (G)Cairo, Ill.1960	-	-	-	-	-	-	-	-	-	-	-	-	-	-	-	-	-	-	-	-	-	-	-	-	-	-	-	-	-	-	-	-	-	-	-	-	
Ohlsen, Swede (B)Wilmington, N.C.1930-31	-	-	-	-	-	-	-	-	-	-	-	-	-	-	-	-	-	-	-	-	-	-	-	-	-	-	-	-	-	-	-	-	-	-	-	-	
Okeh, Bryan (S)Powder Springs, Ga.2016-17-18	-	-	-	-	-	-	-	-	-	-	-	-	-	76	79	155	3	-	2	6	-	-	-	-	-	-	-	-	-	-	-	-	-	-	-	-	
Okonya, Chiendu (DE)Riverdale, Ga.2015-16-17-18	-	-	-	-	-	-	-	-	-	-	-	-	-	42	56	98	13	7.5	3	-	-	-	-	-	-	-	-	-	-	-	-	-	-	-	-	-	
Oliver, Robert (C)Commerce, Ga.1967-68-69	-	-	-	-	-	-	-	-	-	-	-	-	-	-	-	-	-	-	-	-	-	-	-	-	-	-	-	-	-	-	-	-	-	-	-	-	
Oloff, Joe (OT)Augusta, Ga.1983-84-85	-	-	-	-	-	-	-	-	-	-	-	-	-	-	-	-	-	-	-	-	-	-	-	-	-	-	-	-	-	-	-	-	-	-	-	-	
Oloff, Joe (T)Statesboro, Ga.1957-58-59-60	-	-	-	-	-	-	-	-	-	-	-	-	-	-	-	-	-	-	-	-	-	-	1	4	-	-	-	-	-	-	-	-	-	-	-	-	
Olusanya, Adekunle (S/LB)Tampa, Fla.2014-15-16-17	-	-	-	-	-	-	-	-	-	-	-	-	-	37	54	91	3	0.5	-	-	-	-	-	-	-	-	-	-	-	-	-	-	-	-	-	-	
O'Neal, Toreico (TB)Barnesville, Ga.2000-01-02	132	669	5.1	5	-	-	-	-	-	19	199	10.5	-	1	-	1	-	-	-	-	-	-	7	112	-	-	-	-	-	-	-	-	-	-	30		
O'Neill, Steve (LB)Charleston, S.C.1978-79																																					

2019 FURMAN PALADINS FOOTBALL / All-Time Roster, Career Statistics



	RU	YDS	AVG	TD	ATT	CMP	INT	YDS	TD	REC	YDS	AVG	TD	UT	AT	TOT	TFL	SK	FR	PD	INT	TD	KOR	YDS	TD	PR	YDS	TD	PU	YDS	AVG	XP	FG	PTS		
Preddy, Mark (WR).....Concord, N.C.....1986																																				
Preston, Walter (G).....Atlanta, Ga.....1962-63-64																									1	3										
Prevost, Todd (LB).....Nashville, Tenn.....2000																																				
Price, Justin (OG).....Mauldin, S.C.....1999-00-01-02																								1												
Pridmore, Harold (T).....Gaffney, S.C.....1949-53																																				
Pringles, Gus (QB/P/PK).....Sumter, S.C...1952-53-54-55	39	96	2.5	1	19	5	2	72		1	12	12.0												6	133	2	7	98	3611	36.8	40	1	49	6		
Priore, Marty (OG).....Cincinnati, Ohio...1998-99-00-01	0	1	0.0	1										1	1																					
Proctor, Dewey (B).....Dillon, S.C.....1940-41-42																																				
Pruitt, George (QB).....Greenville, S.C..1946-47-48-49																																				
Pruitt, Mike (DT).....Duncan, S.C.....1977														2	1	3																				
Puhl, Joe (G).....Green Cove Springs, Fla.....1965-66-67																																				
Pulley, John (T).....Newport News, Va.....1925-26-27																																				
Q																																				
Quarles, George (WR).....Jefferson City, Tenn.....1987-88	1	-10	-10.0							21	316	15.0		1	1																					
Quarles, Taylor (DB).....Jefferson City, Tenn...1988-89-90-91														95	41	136	12	1.0	4	16	3		1	17												
Queen, Jackie (OG).....Gaffney, S.C.....1968-69-70																																				
Quinlan, Kevin (DE).....Alexandria, Va.....1980-81-82														61	58	119	9	1.0	3																	6
R																																				
Rae, Kyle (C).....Wilmington, N.C.....2008-09																																				
Raebler, Scott (C).....Atlanta, Ga.....1988																																				
Ramaley, Seth (DB).....Birmingham, Ala...1993-94-95-96														79	37	107	4		2	5	4		2	15	1	28	1								6	
Ransbotham, Jim (HB).....Atlanta, Ga.....1952-53	18	25	1.4							2	52	26.0	1										1	17		17	172	1							12	
Ratcliff, Mike (DB).....Columbia, S.C.....1989-90-91														119	49	168	2		3	16	4		1	34												
Rapinchuk, George (FB).....Chicago, Ill.....1960-61-62	54	190	3.5	2						2	18	9.0											2	20											12	
Ravenell, Roy (DE).....Goose Creek, S.C...2003-04-05-06														107	126	233	32	12.5	2	7	2															
Ray, Corey (DT).....Birmingham, Ala.....2006-07														16	25	41	5	4.0	1																	
Raymond, Jeff (TE).....North, S.C.....1989																																				
Rawl, Fred (QB).....Batesburg, S.C.....1925-26-27																																				
Redmond, Brad (LB).....Oak Ridge, Tenn.....1998-99														35	25	60	5	1.0																		
Reed, Gene (T).....Winter Haven, Fla.....1951-52-53																																				
Reed, Kavis (DB).....Choppee, S.C.....1992-93-94														76	38	114			2	5	5															
Reeder, Gene (C).....Woodruff, S.C...1982-83-84-85														5	3	8																				
Reid, Jaylan (DT).....Marietta, Ga...2015-16-17-18														43	77	120	19	6.0	1																	
Rembert, Lamar (TB).....Ocala, Fla...2000-01-02-03	192	1085	5.6	6						14	62	4.4	1	1	1	2							3	121	1	1	8								48	
Rentz, Stuart (TB).....Pickens, S.C...1996-97-98-99	215	1334	6.2	10	1	-	-			6	51	8.5	1	7	5	12			1				7	96											66	
Reugner, Emil (C).....Union, N.J.....1955-56-57																																				
Revels, Buddy (QB).....Hattiesburg, Miss.....1959	11	-25	-2.3		15	7	1	127	1																											
Reynolds, Cody (DT).....Falls Church, Va.....2009-10-11														17	21	38	3	1.0																		
Rhame, Lee (HB).....Holly Hill, S.C.....1917-18-20																																				
Rhoads, Chris (WR).....Madisonville, Ky.....1991																																				
Rhoads, Tommy (HB).....Henderson, Ky.....1963-64	21	69	3.3		7	3	49			5	53	10.6	2								2		2	64	1	15								12		
Rhodes, Verlon (DB).....Easley, S.C.....1980														4	4																					
Rice, Clinton (G).....Pelzer, S.C.....1914-15-16																																				
Rice, Richard (T).....Travelers Rest, S.C.....1931-32																																				
Rice, Sebastian (DT).....Grayson, Ga.....2013														1	3	4																				
Richardson, Angelo (TB).....Charleston, S.C.....1986-87-88	33	140	4.2	1						1	4	4.0											23	490											6	
Richardson, Darrell (G).....Flat River, Mo.....1938-39																																				
Richter, Jim (PK).....Columbia, S.C...1992-93-94-95						1									1	1																	75	43	214	
Rickman, Brent (QB).....Rome, Ga.....1997-98	42	-64	-1.5	1	205	87	12	1210	9																											6
Rider, Carl (LB).....Suwanee, Ga...2012-13-15-16														144	205	349	25	4.5	4	4	2	1													6	
Riley, Aaron (DE).....Jacksonville, Fla.....2009-10														20	14	34	4	1.5	2																	
Riley, Shelton (DB).....Charlotte, S.C.....2003-04-05														50	49	99	4		1	12	3	1													6	
Rinehart, Bear (WR).....Seneca, S.C...1999-00-01-02	7	74	10.6	3						126	1834	14.5	11													28	358	1							90	
Risher, Billy (WR).....Fort Walton Beach, Fla...1979-80-82-83	2	3	1.5							81	1447	17.9	18	2	1	3			1				2	47	12	42									108	
Ritter, Cedrick (LB).....Fairfax, S.C...2001-02-03-04														156	154	310	18	7.5	3	9	3															
Roach, Bill (C).....Trion, N.C.....1988-89																																				
Roberson, Daniel (DB).....Plant City, Fla.....1998														19	11	30	1		1	2	2	1													6	
Roberts, Harris (QB).....Cumming, Ga.....2016-17-18	54	218	4.0	2	123	85	2	1206	11																											
Roberts, Jerry (E).....Hattiesburg, Miss.....1958														1	8	8.0	0																			
Roberts, Scott (LB).....Lake City, Ga.....1986-87														27	32	59	2		1	2																
Robertson, W.F. (C).....Greenville, S.C.....1923-24																																				
Robinson, Edward (TB).....Hilton Head, S.C.....1986	21	87	4.1	1																				3	54	1	2									6
Robinson, Eric (DT).....Anderson, S.C.....1988																																				
Robinson, Gary (WR).....Hephzibah, Ga.....2011-12-13	5	11	2.2							39	546	14.0	2	3	4	7							3	31											12	
Robinson, Jimmie (C).....Gaffney																																				

2019 FURMAN PALADINS FOOTBALL / All-Time Roster, Career Statistics



	RU	YDS	AVG	TD	ATT	CMP	INT	YDS	TD	REC	YDS	AVG	TD	UT	AT	TOT	TFL	SK	FR	PD	INT	TD	KOR	YDS	TD	PR	YDS	TD	PU	YDS	AVG	XP	FG	PTS
Shetley, Roten (HB)	Union, S.C.	1937-38-39	-	-	-	-	-	-	-	-	-	-	-	-	-	-	-	-	-	-	-	-	-	-	-	-	-	-	-	-	-	-	-	-
Shi, David (DE)	Atlanta, Ga.	1970-71-72	-	-	-	-	-	-	-	-	-	-	-	-	-	-	-	-	-	-	-	2	-	-	-	-	-	-	-	-	-	-	-	-
Shields, John (DE)	Nashville, Tenn.	2002	-	-	-	-	-	-	-	-	-	-	-	2	2	-	-	-	-	-	-	-	-	-	-	-	-	-	-	-	-	-	-	
Shiflet, John Mark (PK)	McCormick, S.C.	2003	-	-	-	-	-	-	-	-	-	-	-	-	-	-	-	-	-	-	-	-	-	-	-	-	-	-	-	1	-	1	-	
Shirley, Frank (G)	Anderson, S.C.	1900-01-02	-	-	-	-	-	-	-	-	-	-	-	-	-	-	-	-	-	-	-	-	-	-	-	-	-	-	-	-	-	-	-	
Shirley, J.A. (E)	Anderson, S.C.	1915-16-17-19	-	-	-	-	-	-	-	-	-	-	-	-	-	-	-	-	-	-	-	-	-	-	-	-	-	-	-	-	-	-	-	
Shivers, Jack (G)	Griffin, Ga.	1935-36-37	-	-	-	-	-	-	-	-	-	-	-	-	-	-	-	-	-	-	-	-	-	-	-	-	-	-	-	-	-	-	-	
Shook, Irvin (QB/P)	Waynesville, N.C.	1950-51	5	-26	-5.2	2	-	-	-	1	25	25.0	-	-	-	-	-	-	-	-	-	-	-	-	-	-	-	99	3473	35.1	-	-	-	
Short, Chas (PK/P)	Thomaston, Ga.	2008-09-10-11	-	-	-	-	-	-	-	-	-	-	-	7	5	12	-	-	-	-	-	-	-	-	-	-	-	100	3701	37.0	18	5	33	
Shuford, Scott (OT/OG)	Charlotte, N.C.	2004-05-06	-	-	-	-	-	-	-	-	-	-	-	-	-	-	-	-	-	-	-	-	-	-	-	-	-	-	-	-	-	-	-	
Siffrin, Paul (TE)	Atlanta, Ga.	1988-89-90-91	7	112	16.0	1	-	-	-	71	1101	15.5	9	-	-	-	-	-	-	-	-	-	-	-	-	-	-	-	-	-	-	-	60	-
Silverstein, Philip (TE)	Anderson, S.C.	2010-11-12	-	-	-	-	-	-	-	1	6	6.0	-	-	-	-	-	-	-	-	-	-	2	17	-	-	-	-	-	-	-	-	-	-
Siminski, Ray (E)	Chester, Pa.	1955-56-58	-	-	-	-	-	-	-	72	1048	14.6	9	-	-	-	-	-	-	-	1	-	4	38	-	-	-	-	-	3	-	-	57	-
Simmons, Brette (TE)	Swansea, S.C.	1975-76-77-78	-	-	-	-	-	-	-	82	1197	14.6	9	-	-	-	-	-	-	-	-	-	-	-	-	-	-	-	-	-	-	-	-	54
Simmons, Walker (WR)	Memphis, Tenn.	2003	-	-	-	-	-	-	-	-	-	-	-	-	-	-	-	-	-	-	-	-	-	-	-	-	-	-	-	-	-	-	-	
Simpson, Bill (G)	Piedmont, S.C.	1923	-	-	-	-	-	-	-	-	-	-	-	-	-	-	-	-	-	-	-	-	-	-	-	-	-	-	-	-	-	-	-	
Simpson, Ike (FB)	Simpsonville, S.C.	1973-74-75-76	264	1228	4.7	2	-	-	-	13	56	4.3	-	-	-	-	-	-	-	-	-	-	-	-	-	-	-	-	-	-	-	-	-	12
Sims, Charles (T)	Pelzer, S.C.	1914	-	-	-	-	-	-	-	-	-	-	-	-	-	-	-	-	-	-	-	-	-	-	-	-	-	-	-	-	-	-	-	
Sims, Ed (QB)	Pelzer, S.C.	1946	-	-	-	-	-	-	-	-	-	-	-	-	-	-	-	-	-	-	-	-	-	-	-	-	-	-	-	-	-	-	-	
Sims, W.E. (G)	Pelzer, S.C.	1917	-	-	-	-	-	-	-	-	-	-	-	-	-	-	-	-	-	-	-	-	-	-	-	-	-	-	-	-	-	-	-	
Sims, Mark (DB)	Greenville, S.C.	1983-84	-	-	-	-	-	-	-	-	-	-	-	13	11	24	-	-	-	4	3	-	-	-	-	-	-	-	-	-	-	-	-	
Singletary, Wesley (C)	Lake City, S.C.	1934	-	-	-	-	-	-	-	-	-	-	-	-	-	-	-	-	-	-	-	-	-	-	-	-	-	-	-	-	-	-	-	
Sisson, Hamp (QB)	Birmingham, Ala.	2018	2	-13	-6.5	4	3	41	-	-	-	-	-	-	-	-	-	-	-	-	-	-	-	-	-	-	-	-	-	-	-	-	-	
Sizemore, Paul (I)	Bondtown, Va.	1940-41-42	-	-	-	-	-	-	-	-	-	-	-	-	-	-	-	-	-	-	-	-	-	-	-	-	-	-	-	-	-	-	-	
Skinner, Arthur (QB)	Jacksonville, Fla.	1913	-	-	-	-	-	-	-	-	-	-	-	-	-	-	-	-	-	-	-	-	-	-	-	-	-	-	-	-	-	-	-	
Skogen, Seth (TE)	Lookout Mountain, Tenn.	2008	-	-	-	-	-	-	-	5	28	5.6	2	-	-	-	-	-	-	-	-	-	2	15	-	-	-	-	-	-	-	-	12	-
Skogen, Tanner (RB)	Woodstock, Ga.	2012-13-14	71	285	4.0	2	3	2	1	8	121	15.1	1	7	3	10	-	-	-	-	-	-	15	361	-	-	-	-	-	-	-	-	18	-
Slagle, Josh (LB)	Arden, N.C.	2002-03-04	-	-	-	-	-	-	-	-	-	-	-	23	27	50	2	1.0	-	1	1	0	-	-	-	-	-	-	-	-	-	-	-	
Slaughter, Thomas (OT/LS)	Rock Hill, S.C.	2005-06-07-08	-	-	-	-	-	-	-	-	-	-	-	2	4	6	-	-	1	-	-	-	-	-	-	-	-	-	-	-	-	-	-	
Sleet, Dan (OG)	Charlotte, N.C.	1979-80-82-83	-	-	-	-	-	-	-	-	-	-	-	-	-	-	-	-	-	-	-	-	-	-	-	-	-	-	-	-	-	-	-	
Sloan, William (OG/OT)	Fountain Inn, S.C.	1900-01	-	-	-	-	-	-	-	-	-	-	-	-	-	-	-	-	-	-	-	-	-	-	-	-	-	-	-	-	-	-	-	
Smallen, Gary (DB)	Dentsville, S.C.	1969-70-71	-	-	-	-	-	-	-	-	-	-	-	-	-	-	-	-	-	-	-	-	15	321	-	-	-	-	-	-	-	-	-	
Smallwood, Dan (DB)	Delray Beach, Fla.	1988-89-90	-	-	-	-	-	-	-	-	-	-	-	27	20	47	3	-	6	3	-	-	-	-	-	-	-	-	-	-	-	-	-	
Smerdzinski, Zach (WR)	Vienna, Va.	1997-98-99-00	-	-	-	-	-	-	-	46	577	12.5	1	1	1	2	-	-	-	-	-	-	14	195	-	93	1025	-	-	-	-	-	6	-
Smith, Bob (B)	Cartersville, Ga.	1931-32-33	-	-	-	-	-	-	-	-	-	-	-	-	-	-	-	-	-	-	-	-	-	-	-	-	-	-	-	-	-	-	-	
Smith, Bill (B)	1946	-	-	-	-	-	-	-	-	-	-	-	-	-	-	-	-	-	-	-	-	-	-	-	-	-	-	-	-	-	-	-	-	
Smith, Daryl (LB)	North Augusta, S.C.	1993-95-96	-	-	-	-	-	-	-	-	-	-	-	110	78	188	12	-	1	4	-	-	-	-	-	-	-	-	-	-	-	-	-	
Smith, David (OG)	Mason, Ohio	1973	-	-	-	-	-	-	-	-	-	-	-	-	-	-	-	-	-	-	-	-	-	-	-	-	-	-	-	-	-	-	-	
Smith, Glenn (DE)	Mobile, Ala.	2001-02-03	-	-	-	-	-	-	-	-	-	-	-	16	18	34	4	1.0	1	-	-	-	-	-	-	-	-	-	-	-	-	-	-	
Smith, Greg (TB)	Vestavia Hills, Ala.	1983-84-85-86	208	1101	5.3	11	3	1	13	1	26	296	11.4	1	1	1	-	-	-	-	-	-	-	-	-	-	-	-	-	-	-	-	72	-
Smith, H.E. (T)	Cross Anchor, S.C.	1924	-	-	-	-	-	-	-	-	-	-	-	-	-	-	-	-	-	-	-	-	-	-	-	-	-	-	-	-	-	-	-	
Smith, Henry (T)	Gaffney, S.C.	1927-28-29	-	-	-	-	-	-	-	-	-	-	-	-	-	-	-	-	-	-	-	-	-	-	-	-	-	-	-	-	-	-	-	
Smith, Holman (E)	Gaffney, S.C.	1950-51-53	-	-	-	-	-	-	-	9	155	17.2	2	-	-	-	-	-	-	-	-	-	-	-	-	-	-	-	-	-	-	-	12	-
Smith, Jerrod (DE)	Plant City, Fla.	1981-82-83-84	-	-	-	-	-	-	-	-	-	-	-	60	81	141	5	1.0	1	7	1	-	-	-	-	-	-	-	-	-	-	-	-	
Smith, J.P. (G)	Cowpens, S.C.	1929	-	-	-	-	-	-	-	-	-	-	-	-	-	-	-	-	-	-	-	-	-	-	-	-	-	-	-	-	-	-	-	
Smith, Kelly (DE)	Covington, Ga.	1985-86-87	-	-	-	-	-	-	-	-	-	-	-	75	70	145	10	2.5	1	3	1	-	-	-	-	-	1	-	-	-	-	-	6	-
Smith, Kit (LB)	Stockton, Ala.	1973	-	-	-	-	-	-	-	-	-	-	-	-	-	-	-	-	-	-	-	-	-	-	-	-	-	-	-	-	-	-	-	
Smith, Mallory (G)	Greenville, S.C.	1936-37-38	-	-	-	-	-	-	-	-	-	-	-	-	-	-	-	-	-	-	-	-	-	-	-	-	-	-	-	-	-	-	-	
Smith, Roy (G)	Buffalo, S.C.	1932-33-35	-	-	-	-	-	-	-	-	-	-	-	-	-	-	-	-	-	-	-	-	-	-	-	-	-	-	-	-	-	-	-	
Smith, Scott (C)	Greenville, S.C.	1982	-	-	-	-	-	-	-	-	-	-	-	2	2	-	-	-	-	-	-	-	-	-	-	-	-	-	-	-	-	-	-	
Smith, Shelvis (DB)	College Park, Ga.	1998-99-00-01	-	-	-																													

2019 FURMAN PALADINS FOOTBALL / All-Time Roster, Career Statistics



	RU	YDS	AVG	TD	ATT	CMP	INT	YDS	TD	REC	YDS	AVG	TD	UT	AT	TOT	TFL	SK	FR	PD	INT	TD	KOR	YDS	TD	PR	YDS	TD	PU	YDS	AVG	XP	FG	PTS	
Tate, Mark (DB)										6	64	10.7		137	62	199	4	1.0	-	10	6			28	656										
Taylor, David (OG)	21	90	4.3	2						1	2	2.0																							
Taylor, Essex (DT)														3	4	7	1	1.0	1	2															12
Taylor, Justin (NG)														2	4	6																			
Taylor, Mark (FB)	46	175	3.8	1						3	20	6.7		7	11	18	0						4	28										6	
Taylor, Sam (HB)	32	50	1.6	1	22	8		87		2	21	10.5	1								3	0	10	158		1	14				1		13		
Teal, Everett (HB)																																			
Terrill, Scott (DE)														8	1	9			1																
Tew, John (T)																																			
Tezza, Henry (TB)																																			
Thacker, Andrew (SS)														140	114	254	4	1.0	2	12	4			1	9										
Theiling, Brent (C)																																			
Thier, Jay (LB)														256	176	432	22		2	5	2							2	55	27.5					
Thomas, Carl (HB)																																			
Thomas, Charlie (QB/WB)																																			
Thomas, James (WR)	1	7	7.0							46	692	15.0	5	1	-	1	1						2	35		38							30		
Thomas, Jerry (HB)	36	131	3.6	2						7	53	7.6									1		8	150		2	36	0			2		16		
Thomas, Kerrick (WR)										4	35	8.8		1	1	2																			
Thomas, Lon (DB)	1	-11	-11.0											8	5	13			2																
Thomas, Reggie (CB)										1	34	34.0		120	67	187	9	3.0	-	29	8	1												6	
Thomas, Troy (C/T)																																			
Thompson, Rick (DB)														7	4	11					2														
Thoni, Eric (C)																																			
Thornburg, Andrew (OG/OT)																																			
Thornton, DeAndre (DT)														39	31	70	7	2.0																	
Thornton, Fleming (T)																																			
Thrift, John (LB)														179	134	313	21	7.0	-	7	5														
Tibbs, Jonah (DT)														34	52	86	8	3.5																	
Tiedeman, Clay (OT)																																			
Tidwell, Lilius (E)																																			
Tilghman, Joe (E)																																			
Tillman, Tywaun (DB)														50	17	67	3	1.0	1	5	1														
Tinsley, Charles (RT)																																			
Todd, E.P. (HB)																																			
Todd, J.C. (HB)																																			
Toole, Traver (PK)																																6	6		
Toothaker, Bernie (DT)																																			
Townes, Hunter (PK)																															6	1	9		
Townes, McKellar (E/QB)																																			
Trabakino, Ralph (G)																																			
Trapp, Amir (CB)														15	8	23	2		1	4					5	38									
Traweek, Lawrence (B)																																			
Traylor, Briggs (C)															1	1																			
Traynham, Earl (G)																																			
Traynham, Jim (G)																																			
Tremble, Carl (TB)	696	4149	6.0	43	1					33	353	7.6	2										4	88									270		
Tremaine, Hunter (SS)														4	1	5			1																
Tribble, F.V.																																			
Trotta, Rich (QB)	21	165	6.0	2	4	1		12						2	2	4																		12	
Trotter, Byron (E)										98	1112	11.3	3										1	7											18
Truesdale, Sonny (G)																																			
Truluck, Charlie (QB)																																			
Truss, Chris (TE)										39	514	13.2	10	2	2	4																		60	
Turk, Glenn (B)																																			
Turner, Billy (FB)	77	369	4.8	3						5	47	9.4									1		4	92		1	8							18	
Turner, Bob (E)																																			
Turner, Boyce (G)																																			
Turner, Chris (NG)														40	37	77	6	1.0																	
Turner, George (C)																																			
Tuner, Joe (OG)										1	-2	-2.0		1	3	4																			

2019 FURMAN PALADINS FOOTBALL / All-Time Roster, Career Statistics



	RU	YDS	AVG	TD	ATT	CMP	INT	YDS	TD	REC	YDS	AVG	TD	UT	AT	TOT	TFL	SK	FR	PD	INT	TD	KOR	YDS	TD	PR	YDS	TD	PU	YDS	AVG	XP	FG	PTS	
Van Dora, Jeremiah (P, QB)	1	13	13.0	1	2	-	-	-	-	-	-	-	-	-	-	-	-	-	-	-	-	-	-	-	-	-	-	-	38	1427	37.6	-	-	6	
Vann, Dillon (OLB/TE)	-	-	-	-	-	-	-	-	-	-	-	-	-	10	2	12	2	1.0	2	2	1	-	-	-	-	-	-	-	-	-	-	-	-	-	-
Van Rensburg, Shaun (LB)	-	-	-	-	-	-	-	-	-	-	-	-	-	29	31	60	16	10.0	1	2	-	-	-	-	-	-	-	-	-	-	-	-	-	-	-
Vaughn, Evan (TE/LS)	-	-	-	-	-	-	-	-	-	-	-	-	-	4	6	10	-	-	-	-	-	-	-	-	-	-	-	-	-	-	-	-	-	-	-
Vaughn, George (FB)	-	-	-	-	-	-	-	-	-	-	-	-	-	-	-	-	-	-	-	-	-	-	-	-	-	-	-	-	-	-	-	-	-	-	
Veal, George (T)	-	-	-	-	-	-	-	-	-	-	-	-	-	-	-	-	-	-	-	-	-	-	-	-	-	-	-	-	-	-	-	-	-	-	
Vickers, John (G)	-	-	-	-	-	-	-	-	-	-	-	-	-	-	-	-	-	-	-	-	-	-	-	-	-	-	-	-	-	-	-	-	-	-	
Vinsang, E.J. (SS)	-	-	-	-	-	-	-	-	-	-	-	-	-	7	1	8	-	-	-	-	-	-	-	-	-	-	-	-	-	-	-	-	-	-	
Vita, Reese (QB)	-	-	-	-	-	-	-	-	-	-	-	-	-	-	-	-	-	-	-	-	-	-	-	-	-	-	-	-	-	-	-	-	-	-	
Voyles, Tyler (LB)	-	-	-	-	-	-	-	-	-	-	-	-	-	20	34	54	4	1.5	1	1	-	-	-	-	-	-	-	-	-	-	-	-	-	-	

W

Wade, Brian (HO)	-	-	-	-	-	-	-	-	-	-	-	-	-	-	-	-	-	-	-	-	-	-	-	-	-	-	-	-	-	-	-	-	-	
Wade, Chris (P)	-	-	-	-	-	-	-	-	-	-	-	-	-	-	-	-	-	-	-	-	-	-	-	-	-	-	-	91	3255	35.8	-	-	-	
Wade, Chris (OG)	-	-	-	-	-	-	-	-	-	-	-	-	-	-	-	-	-	-	-	-	-	-	-	-	-	-	-	-	-	-	-	-	-	
Wade, Jody (P/WR)	-	-	-	-	1	-	-	-	-	67	1114	16.6	11	1	-	1	-	-	-	-	-	-	-	-	-	-	-	193	7501	38.9	-	-	66	
Wade, Nathan (FS)	-	-	-	-	-	-	-	-	-	-	-	-	-	164	128	292	9	1.0	2	13	5	-	-	-	-	1	-	-	-	-	-	-	-	-
Wakefield, Forrest (OG/LB)	-	-	-	-	-	-	-	-	-	-	-	-	-	-	-	-	-	-	-	-	-	-	-	-	-	-	-	-	-	-	-	-	-	
Walburn, Steve (DB)	-	-	-	-	-	-	-	-	-	-	-	-	-	55	34	89	8	1.0	1	4	2	-	-	-	-	-	-	-	-	-	-	-	-	-
Waldrep, Alvin (G)	-	-	-	-	-	-	-	-	-	-	-	-	-	-	-	-	-	-	-	-	-	-	-	-	-	-	-	-	-	-	-	-	-	
Walker, Jake (TE)	-	-	-	-	-	-	-	-	-	15	263	17.5	4	1	-	1	-	-	-	-	-	-	-	-	-	-	-	-	-	-	-	-	24	
Walker, Johnnie (G)	-	-	-	-	-	-	-	-	-	-	-	-	-	-	-	-	-	-	-	-	-	-	-	-	-	-	-	-	-	-	-	-	-	
Walker, Sammy (DT)	-	-	-	-	-	-	-	-	-	-	-	-	-	11	15	26	3	2.0	-	-	-	-	-	-	-	-	-	-	-	-	-	-	-	
Walker, Stan (DT)	-	-	-	-	-	-	-	-	-	-	-	-	-	17	19	36	-	-	1	-	1	-	-	-	-	-	-	-	-	-	-	-	-	
Walker, Todd (DT)	-	-	-	-	-	-	-	-	-	-	-	-	-	12	13	25	4	1.0	-	1	-	-	-	-	-	-	-	-	-	-	-	-	-	
Wall, Steve (LB)	-	-	-	-	-	-	-	-	-	-	-	-	-	12	15	27	-	-	-	1	-	-	-	-	-	-	-	-	-	-	-	-	-	
Walter, Eric (OG)	-	-	-	-	-	-	-	-	-	-	-	-	-	-	-	-	-	-	-	-	-	-	-	-	-	-	-	-	-	-	-	-	-	
Walter, Tom (E)	-	-	-	-	-	-	-	-	-	14	197	14.1	1	-	-	-	-	-	-	-	-	-	-	-	-	-	-	-	-	-	-	-	6	
Walters, Mitch (PK)	-	-	-	-	-	-	-	-	-	-	-	-	-	-	-	-	-	-	-	-	-	-	-	-	-	-	-	-	-	-	-	-	-	
Walters, Roy (HB)	-	-	-	-	-	-	-	-	-	-	-	-	-	-	-	-	-	-	-	-	-	-	-	-	-	-	-	-	-	-	-	-	-	
Walton, Buddy (C)	-	-	-	-	-	-	-	-	-	-	-	-	-	-	-	-	-	-	-	-	-	-	-	-	-	-	-	-	-	-	-	-	-	
Walton, Dan (G)	-	-	-	-	-	-	-	-	-	-	-	-	-	-	-	-	-	-	-	-	-	-	-	-	-	-	-	-	-	-	-	-	-	
Warlick, Harold (HB/PK)	-	-	-	-	-	-	-	-	-	3	38	12.7	-	-	-	-	-	-	-	-	-	-	-	-	-	-	-	-	-	-	-	-	-	
Warren, Jim (WR)	-	-	-	-	2	1	-	41	-	16	190	11.9	-	-	-	-	-	-	-	-	-	-	-	-	-	-	-	-	-	-	-	-	-	
Warren, Phil (DT)	-	-	-	-	-	-	-	-	-	-	-	-	-	120	52	172	25	7.0	1	5	-	-	-	-	-	-	-	-	-	-	-	-	-	
Warren, Steve (OG)	-	-	-	-	-	-	-	-	-	-	-	-	-	-	-	-	-	-	-	-	-	-	-	-	-	-	-	-	-	-	-	-	-	
Warren, T.J. (LB, DE)	-	-	-	-	-	-	-	-	-	-	-	-	-	83	68	151	17	5.0	1	3	-	-	-	-	-	-	-	-	-	-	-	-	-	
Washington, Chris (DE)	-	-	-	-	-	-	-	-	-	-	-	-	-	46	55	101	10	5.0	2	2	-	-	-	-	-	-	-	-	-	-	-	-	-	
Washington, Frank (E)	-	-	-	-	-	-	-	-	-	-	-	-	-	-	-	-	-	-	-	-	-	-	-	-	-	-	-	-	-	-	-	-	-	
Waters, C.M. (FB)	-	-	-	-	-	-	-	-	-	-	-	-	-	-	-	-	-	-	-	-	-	-	-	-	-	-	-	-	-	-	-	-	-	
Waters, Tate (TE)	2	17	8.5	-	-	-	-	-	-	23	254	11.0	1	-	-	-	-	-	-	-	-	-	-	-	-	-	-	-	-	-	-	-	6	
Watkins, Corey (TB)	65	420	6.5	2	-	-	-	-	-	1	15	15.0	-	-	-	-	-	-	-	-	-	-	-	-	-	-	-	-	-	-	-	-	12	
Watkins, Doug (QB)	-	-	-	-	-	-	-	-	-	-	-	-	-	-	-	-	-	-	-	-	-	-	-	-	-	-	-	-	-	-	-	-	-	
Watson, Dillard (T)	-	-	-	-	-	-	-	-	-	-	-	-	-	-	-	-	-	-	-	-	-	-	-	-	-	-	-	-	-	-	-	-	-	
Watson, Joe (HB)	-	-	-	-	-	-	-	-	-	-	-	-	-	-	-	-	-	-	-	-	-	-	-	-	-	-	-	-	-	-	-	-	-	
Watson, Joe (WR)	1	1	1.0	1	-	-	-	-	-	4	21	5.2	-	7	9	16	-	-	-	-	-	-	-	-	-	-	-	-	-	-	-	-	6	
Watts, Joe (QB/PK)	175	418	2.4	2	104	35	10	465	2	-	-	-	-	-	-	-	-	-	-	-	-	13	221	-	20	230	1	-	-	-	24	42		
Webb, R.J. (WR)	5	52	10.4	-	1	1	-	55	-	85	1082	12.7	8	1	-	1	-	-	-	-	-	9	195	-	5	127	1	2	64	32.0	-	54		
Webber, Cherod (DB)	-	-	-	-	-	-	-	-	-	-	-	-	-	59	32	91	5	-	-	4	1	-	-	-	-	-	-	-	-	-	-	-		
Weber, Grayson (OL)	-	-	-	-	-	-	-	-	-	-	-	-	-	-	-	-	-	-	-	-	-	-	-	-	-	-	-	-	-	-	-	-	-	
Weems, Quandarius (CB)	-	-	-	-	-	-	-	-	-	-	-	-	-	36	25	61	2	-	3	8	-	-	-	-	-	-	-	-	-	-	-	-	-	
Weigil, Faris (G, T)	-	-	-	-	-	-	-	-	-	-	-	-	-	-	-	-	-	-	-	-	-	-	-	-	-	-	-	-	-	-	-	-	-	
Weir, Bill (HB)	59	246	4.2	2	-	-	-	-	-	10	136	13.6	-	-	-	-	-	-	-	-	3	6	108	-	2	10	1	32	32.0	-	12			
Welborn, Chris (WR)	-	-	-	-	-	-	-	-	-	2	28	14.0	-	1	-	1	-	-	-	-	-	-	-	-	-	-	-	-	-	-	-	-	-	
Welch, Channing (DE)	-	-	-	-	-	-	-	-	-	-	-	-	-	6	12	18	6	1.0	1	-	-	-	-	-	-	-	-	-	-	-	-	-	-	
Wells, Bill (E)	-	-	-	-	-	-	-	-	-	-	-	-	-	-	-	-	-	-	-	-	-	-	-	-	-	-	-	-	-	-	-	-	-	
Wells, Jason (PK)	-	-	-	-	1	1	-	6	1	-	-	-	-	3	1	4	-	-	-	-	-	-	-	-	-	-	-	-	-	-	143	35		
Wells, Patrick (S)	-	-	-	-	-	-	-	-	-	-	-	-	-	7	11	18	-	-	-	3	1	-	-	-	-	-	-	-	-	-	-	-	-	
Wells, Robert (WR)	-	-	-	-	-	-	-	-	-	-	-	-	-	-	-	-	-	-	-	-	-	-	-	-	-	-	-	-	-	-	-	-	-	
West, Charlie (QB/HB/P)	88	596	6.8	2	40	22	4	252	1	2	8	4.0	-	-	-	-	-	-	-	-	-	4	81	-	5	59	2	49	24.5	-	18			
West, Isaac (WR)	8	9	1.1	-	2	1	-	43	1	140	2338	16.7	17	-	-	-	-	-	-	-	-	14	258	-	29	255	-	-	-	1	-	98		
Westberry, Wayne (LB)	-	-	-	-	-																													

2019 FURMAN PALADINS FOOTBALL / All-Time Roster, Career Statistics



	RU	YDS	AVG	TD	ATT	CMP	INT	YDS	TD	REC	YDS	AVG	TD	UT	AT	TOT	TFL	SK	FR	PD	INT	TD	KOR	YDS	TD	PR	YDS	TD	PU	YDS	AVG	XP	FG	PTS	
White, Stephen (TB)..... Powder Springs, Ga... 1979-80-81-82	98	382	3.9	2	-	-	-	-	-	2	17	8.5	-	7	4	11	-	-	1	-	-	-	6	81	-	-	-	-	-	-	-	-	-	12	
White, Will (OG)..... Round Oak, Ga..... 2011-12	-	-	-	-	-	-	-	-	-	-	-	-	-	-	-	-	-	-	-	-	-	-	-	-	-	-	-	-	-	-	-	-	-	-	
Whitehurst, David (QB)..... Decatur, Ga... 1973-74-75-76	450	1270	2.8	18	468	245	23	3122	22	1	15	15.0	-	-	-	-	-	-	-	-	-	-	-	-	-	-	-	-	-	-	-	-	108		
Whitehurst, Mark (TE)..... Decatur, Ga..... 1977	-	-	-	-	-	-	-	-	-	1	5	5.0	-	4	-	4	-	-	-	-	-	-	-	-	-	-	-	-	-	-	-	-	-	-	
Whitley, Billy (TB)..... Lithonia, Ga... 1990-91-92-93	210	895	4.3	7	-	-	-	-	-	18	260	14.4	1	-	-	-	-	-	-	-	-	-	38	840	1	-	-	-	-	-	-	1	-	56	
Whitmire, John (WR)..... Greenwood, S.C... 1988-89-90-91	13	94	7.2	1	-	-	-	-	-	15	161	10.7	2	-	-	-	-	-	-	-	-	-	5	78	-	26	152	-	-	-	-	-	-	18	
Wicksat, Paul (DT)..... Paramus, N.J..... 1970-71-72	-	-	-	-	-	-	-	-	-	-	-	-	-	-	-	-	-	-	-	-	-	-	-	-	-	-	-	-	-	-	-	-	-	-	
Wiggin, Pat (DE)..... Orlando, Fla..... 1967-68	-	-	-	-	-	-	-	-	-	-	-	-	-	-	-	-	-	-	-	-	-	-	-	-	-	-	-	-	-	-	-	-	-	-	
Wilcox, Antonio (RB)..... Fitzgerald, Ga... 2014-15-16-17	385	1777	4.6	21	-	-	-	-	-	45	409	9.1	2	8	3	11	-	-	-	-	-	-	2	20	-	-	-	-	-	-	-	-	-	138	
Wild, Scott (TE)..... Snellville, Ga... 1990-91-92-93	3	15	5.0	0	-	-	-	-	-	16	146	9.1	1	4	1	5	-	-	-	-	-	-	-	-	-	-	-	-	-	-	-	-	6		
Wildner, Bob (G/T)..... Woodruff, S.C..... 1928-29-30	-	-	-	-	-	-	-	-	-	-	-	-	-	-	-	-	-	-	-	-	-	-	-	-	-	-	-	-	-	-	-	-	-	-	
Wiley, Chris (LB)..... Anderson, S.C... 2008-09-10-11	-	-	-	-	-	-	-	-	-	-	-	-	-	107	103	210	12	2.0	8	5	1	-	-	-	-	-	-	-	-	-	-	-	-	-	
Wilkins, Dae'one (SPUR)..... Spring Hope, N.C..... 2018	-	-	-	-	-	-	-	-	-	-	-	-	-	2	3	5	-	-	-	-	-	-	-	-	-	-	-	-	-	-	-	-	-	-	
Wilkins, Gary (LB)..... Covington, Ga... 2011-12-13-14	-	-	-	-	-	-	-	-	-	-	-	-	-	150	144	294	36	15.5	2	14	2	2	-	-	-	-	-	-	-	-	-	-	-	18	
Wilkins, Rick (LB)..... Jacksonville, Fla..... 1985	-	-	-	-	-	-	-	-	-	-	-	-	-	3	3	6	-	-	-	-	-	-	-	-	-	-	-	-	-	-	-	-	-	-	
Wilkinson, Lee (FB)..... Madeira, Ohio... 1984-85-86	36	177	4.9	-	-	-	-	-	-	3	70	23.3	0	-	1	1	-	-	-	-	-	-	-	-	-	-	-	-	-	-	-	-	-	-	
Will, Chad (OG)..... Dunwoody, Ga..... 1987-89-90	-	-	-	-	-	-	-	-	-	-	-	-	-	-	-	-	-	-	-	-	-	-	-	-	-	-	-	-	-	-	-	-	-	-	
Williams, Ajay (TE)..... Elm City, N.C..... 2016-17	-	-	-	-	-	-	-	-	-	-	-	-	-	1	1	2	-	-	-	-	-	-	-	-	-	-	-	-	-	-	-	-	-	-	
Williams, Arthur (QB/P)..... Monroe, Ga..... 2005-06	2	7	3.5	-	2	2	0	28	0	-	-	-	-	-	-	-	-	-	-	-	-	-	-	-	-	-	24	829	34.5	-	-	-	-		
Williams, Austin (CB)..... Jacksonville, Fla... 2011-12-13	-	-	-	-	-	-	-	-	-	-	-	-	-	56	42	98	2	-	2	12	2	0	-	-	1	(-4)	0	-	-	-	-	-	-	-	
Williams, Brandon (LB)..... Tucker, Ga... 2005-06-07-08	-	-	-	-	-	-	-	-	-	-	-	-	-	92	112	204	17	4.0	2	8	1	0	-	-	-	-	-	-	-	-	-	-	-	-	
Williams, Dean (OT/DT)..... Atlanta, Ga..... 1988-89	-	-	-	-	-	-	-	-	-	-	-	-	-	27	15	42	6	6.0	-	-	-	-	-	-	-	-	-	-	-	-	-	-	-	-	
Williams, Dennis (FB)..... Anderson, S.C... 1981-82-83-84	372	1984	5.3	10	-	-	-	-	-	-	-	-	-	-	-	-	-	-	-	-	-	-	-	-	-	-	-	-	-	-	-	-	-	60	
Williams, Grayson (FB)..... Newport News, Va..... 1946	-	-	-	-	-	-	-	-	-	-	-	-	-	-	-	-	-	-	-	-	-	-	-	-	-	-	-	-	-	-	-	-	-	-	
Williams, Guy (C)..... Swansea, S.C..... 1933-34	-	-	-	-	-	-	-	-	-	-	-	-	-	-	-	-	-	-	-	-	-	-	-	-	-	-	-	-	-	-	-	-	-	-	
Williams, Jerodis (RB)..... Prattville, Ala... 2009-10-11-12	574	3097	5.4	29	-	-	-	-	-	56	431	877	2	3	2	5	-	-	-	-	-	-	18	587	2	-	-	-	-	-	-	-	0	-	198
Williams, Keiron (FLK)..... Greenville, S.C..... 2007	4	27	6.8	22	-	-	-	-	-	10	103	10.3	-	-	-	-	-	-	-	-	-	-	-	-	-	-	-	-	-	-	-	-	-	-	
Williams, Kent (DT)..... Taylors, S.C..... 1982-83	-	-	-	-	-	-	-	-	-	-	-	-	-	63	45	108	14	2.0	-	2	-	-	-	-	-	-	-	-	-	-	-	-	-	-	
Williams, Marshall (PK)..... Greenville, S.C..... 1966-67-68	-	-	-	-	-	-	-	-	-	-	-	-	-	-	-	-	-	-	-	-	-	-	-	-	-	-	-	-	-	-	-	-	-	-	
Williams, Reggie (NG)..... Nashville, Tenn... 1994-95-96-97	-	-	-	-	-	-	-	-	-	-	-	-	-	114	84	198	20	2.0	1	3	-	-	-	-	-	-	-	-	-	-	-	-	-	-	
Williams, Steve (OG)..... Savannah, Ga..... 1976-77-78	-	-	-	-	-	-	-	-	-	-	-	-	-	-	-	-	-	-	-	-	-	-	-	-	-	-	-	-	-	-	-	-	-	-	
Williams, Tommy (HB)..... Laurens, S.C..... 1950-51-52	123	468	3.8	5	-	-	-	-	-	5	74	14.8	-	-	-	-	-	-	-	-	-	-	-	-	-	-	-	-	-	-	-	-	-	30	
Williams, Webster (G)..... Florence, S.C... 1951-52-53-54	-	-	-	-	-	-	-	-	-	-	-	-	-	-	-	-	-	-	-	-	-	-	-	-	-	-	-	-	-	-	-	-	-	-	
Williamson, Bruce (DT)..... Monroe, Ga..... 1973-74-76	-	-	-	-	-	-	-	-	-	-	-	-	-	67	53	120	-	-	1	1	-	-	-	-	-	-	-	-	-	-	-	-	-	-	
Williamson, David (DB)..... Walterboro, S.C..... 1970-71-72	2	6	3.0	-	-	-	-	-	-	-	-	-	-	-	-	-	-	-	-	-	-	1	0	-	-	-	-	-	-	-	-	-	-	-	
Willis, Chester (NG)..... Hollywood, Fla... 1969-70-71	-	-	-	-	-	-	-	-	-	-	-	-	-	-	-	-	-	-	-	-	-	-	-	-	-	-	-	-	-	-	-	-	-	-	
Willis, Jordan (SPUR)..... St. Augustine, Fla... 2016-17-18	-	-	-	-	-	-	-	-	-	-	-	-	-	35	81	116	4	2.0	-	2	1	-	2	22	-	-	-	-	-	-	-	-	-	-	
Willis, Lee (P)..... Monticello, Ga... 1998-99-00-01	1	12	12.0	-	-	-	-	-	-	-	-	-	-	1	-	1	-	-	-	-	-	-	-	-	-	-	165	6135	37.2	-	-	-	-		
Wilson, Joe (NG)..... Anderson, S.C..... 1992	-	-	-	-	-	-	-	-	-	-	-	-	-	2	-	2	-	-	-	-	-	-	-	-	-	-	-	-	-	-	-	-	-	-	
Wilson, Joe (OT)..... Knoxville, Tenn... 2000-01	-	-	-	-	-	-	-	-	-	-	-	-	-	-	-	-	-	-	-	-	-	-	-	-	-	-	-	-	-	-	-	-	-	-	
Wilson, John (G)..... Gainesville, Ga..... 1968-69	-	-	-	-	-	-	-	-	-	-	-	-	-	-	-	-	-	-	-	-	-	-	-	-	-	-	-	-	-	-	-	-	-	-	
Wilson, Leslie (T/P)..... College Park, Ga..... 1966-67	-	-	-	-	-	-	-	-	-	-	-	-	-	-	-	-	-	-	-	-	-	-	1	-	-	11	420	38.2	-	-	-	-	-	-	
Wilson, Mike (DB)..... Iva, S.C..... 1985-86-87	-	-	-	-	-	-	-	-	-	-	-	-	-	32	13	45	-	-	7	1	-	-	-	-	-	-	-	-	-	-	-	-	-	-	
Wilson, Steve (LB)..... Gainesville, Ga... 1973-74-75-76	-	-	-	-	-	-	-	-	-	-	-	-	-	183	117	300	-	-	4	-	-	-	-	-	-	-	-	-	-	-	-	-	-	-	
Wilson, T.J. (DB)..... Rome, Ga... 2001-02-03-04	-	-	-	-	-	-	-	-	-	-	-	-	-	102	43	145	3	-	2	15	6	-	-	-	-	-	-	-	-	-	-	-	-	-	
Wilson, Wayne (DB)..... Atlanta, Ga..... 1971-72	-	-	-	-	-	-	-	-	-	-	-	-	-	-	-	-	-	-	-	-	-	4	-	-	-	-	-	-	-	-	-	-	-	-	
Wingo, William (E)..... Ridge Spring, S.C..... 1913-15	-	-	-	-	-	-	-	-	-	-	-	-	-	-	-	-	-	-	-	-	-	-	-	-	-	-	-	-	-	-	-	-	-	-	
Woerner, Kent (DT)..... Jonesboro, Ga... 1975-76-77-78	273	1295	4.7	9	-	-	-	-	-	3	26	8.7	-	24	24	48	3	-	-	-	-	-	4	44	-	-	-	-	-	-	-	-	-	54	
Wofford, Hugh (G)..... Anderson, S.C... 1937-38-39	-	-	-	-	-	-	-	-	-	-	-	-	-	-	-	-	-	-	-	-	-	-	-	-	-	-	-	-	-	-	-	-	-	-	
Wolfram, John (QB)..... Jacksonville, Fla... 1970-71-72	186	848	4.6	3	9	3	3	59	1	19	137	7.2	1	-	-	-	-	-	-	-	-	-	5	88	-	-	-	-	-	-	-	-	-	24	
Wood, Dan (E)..... Fountain Inn, S.C... 1930-31-32	-	-	-	-	-	-	-	-	-	-	-	-	-	-	-	-	-	-	-	-	-	-	-	-	-	-	-	-	-	-	-	-	-	-	
Wood, John (E)..... Ware Shoals, S.C... 1915-16	-	-	-	-	-	-	-	-	-	-	-	-	-	-	-	-	-	-	-	-	-	-	-	-	-	-	-	-	-	-	-	-	-	-	
Wood, Terry (C, T)..... Newport News, Va... 1924-25-26	-	-	-	-	-	-	-	-	-	-	-	-	-	-	-	-	-	-	-	-	-	-	-	-	-	-	-	-	-	-	-	-	-	-	
Wood, Warren (T)..... Newport News, Va... 1928-29-31	-	-	-	-	-	-	-	-	-	-	-	-	-	-	-	-	-	-	-	-	-	-	-	-	-	-	-	-	-	-	-	-	-	-	
Wood, Mike (PK)..... Lugoff, S.C... 1986-87-88-89	-	-	-	-	-	-	-	-	-	-	-	-	-	-	-	-	-	-	-	-	-	-	-	-	-	-	-	-	-	-	-	-	-	-	
Woodham, Thomas (C)..... Fayetteville, Ga..... 1998	-	-	-	-	-	-	-	-	-	-	-	-	-	-	-	-	-	-	-	-	-	-	-	-	-	-	-	-	-	-	-	-	-	-	
Woodruff, Dillon (QB/LB)..... Christiana, Tenn... 2013-14-15-																																			

2019 FURMAN PALADINS FOOTBALL / All-Time Roster, Career Statistics



Y

	RU	YDS	AVG	TD	ATT	CMP	INT	YDS	TD	REC	YDS	AVG	TD	UT	AT	TOT	TFL	SK	FR	PD	INT	TD	KOR	YDS	TD	PR	YDS	TD	PU	YDS	AVG	XP	FG	PTS
Yakin, Ted (HB)..... Wallington, N.J..... 1952-53-54	163	915	5.6	4	6	1	-	26	1	5	76	15.2	1	-	-	-	-	-	-	-	-	-	6	133	-	7	28	-	-	-	-	-	-	30
Yakin, Dale (DE)..... Greenville, S.C..... 1987	-	-	-	-	-	-	-	-	-	-	-	-	-	1	3	4	-	-	-	-	-	-	-	-	-	-	-	-	-	-	-	-	-	-
Yates, Tommy (HB)..... Alcoa, Tenn..... 1957-58-59	35	129	3.7	-	-	-	-	-	-	1	5	5.0	-	-	-	-	-	-	-	-	-	-	5	113	-	3	21	18	523	29.1	-	-	-	
Yocke, Rick (DT)..... Wheeling, W.Va..... 1974	-	-	-	-	-	-	-	-	-	-	-	-	-	4	6	10	2	-	1	-	-	-	-	-	-	-	-	-	-	-	-	-	-	-
Young, Dave (T)..... Asheville, N.C... 1952-53-54-55	-	-	-	-	-	-	-	-	-	-	-	-	-	-	-	-	-	-	-	-	-	1	3	-	-	-	-	-	-	-	-	-	-	-
Young, Rickey (C)..... Gainesville, Ga..... 1976-77-78	-	-	-	-	-	-	-	-	-	-	-	-	-	-	-	-	-	-	-	-	-	-	-	-	-	-	-	-	-	-	-	-	-	-
Young, Steve (LB)..... Asheville, N.C..... 1977	-	-	-	-	-	-	-	-	-	-	-	-	-	11	7	18	-	-	-	-	-	-	-	-	-	-	-	-	-	-	-	-	-	-
Yuhas, Ken (DE)..... Marietta, Ga..... 2002-03	-	-	-	-	-	-	-	-	-	-	-	-	-	7	2	9	2	-	-	-	-	-	-	-	-	-	-	-	-	-	-	-	-	-

Z

Zemina, John (DB)..... Tampa, Fla..... 1981-82	-	-	-	-	-	-	-	-	-	-	-	-	-	17	10	27	1	-	4	4	-	-	-	-	-	-	-	-	-	-	-	-	-	-
Zima, Ray (HB)..... Merrick, N.Y..... 1938	-	-	-	-	-	-	-	-	-	-	-	-	-	-	-	-	-	-	-	-	-	-	-	-	-	-	-	-	-	-	-	-	-	-
Zimmerman, Mike (DT)..... Lyman, S.C..... 1990-92-93	-	-	-	-	-	-	-	-	-	-	-	-	-	35	25	60	5	3.0	1	-	-	-	-	-	-	-	-	-	-	-	-	-	-	-
Zuberer, Ernest (FB)..... Paterson, N.J..... 1962-63-64	-	-	-	-	-	-	-	-	-	-	-	-	-	-	-	-	-	-	-	-	-	-	-	-	-	-	-	-	-	-	-	-	-	-

Note: Career statistics do not include playoff games prior to 2002, per NCAA policy.



2019 FURMAN PALADINS FOOTBALL / All-America, All-SoCon Jerseys



1	Brian Bratton, WR/RS (2001-04), William Middleton, CB/RS (2005-08), Ryan Steed, CB (2008-11), Jordan Snellings, WR (2012-15)	35	Kennet Goldsmith, FB (1985-88), Gary Wilkins, DE (2011-14)
2	Josh Cooper (1998-01), Adam Mims, WR (2007-10), Trey Robinson, S (2013-16)	36	Carl Tremble, TB (1989-92), Brandon Williams, LB (2005-08)
3	Michael McNeil, CB (1993-96), Andrej Suttles (2013-16)	37	
4	Chuck Cross, LB (1968-70), Des Kitchings, WR (1996-99), T.J Wilson, CB (2001-04)	38	Jason Grant, DB (1989-02), Shelvis Smith, S (1998-01)
5	Cam Newton, S (2001-04), Chris Forcier (2009-11)	39	Ray Early, PK/P (2010-13)
6	Mark Tate, S (1992-94), Jody Wade, WR (1994-97), Austin Holmes, CB (2004-07)	40	Andrew Burr, PK (1991), Tersoo Uhaa, RB (2008-11)
7	Bear Rinehart, WR/RS (1999-02), Justin Stepp, WR (2003-06), P.J. Blazejowski, QB (2014-17)	41	Billy Risher, WR (1979-83), Andrew Jones, LB (2004-07)
8	Richie Jackson, CB (1998-01), Andrew Thacker, S (2004-07)	42	Ernest Gibson, DB (1980-83)
9	John Thrift, LB (1998-01), Aaquil Annoor, S (2015-18)	43	Buck Coatney, LB (1980-83), Darryl Gardner, LB (1984-87)
10	Jimmy Kiser, WR (1975-78), John Keith, S (1997-00)	44	Vince Perone, Jr., DB/RS (1972-74) Gib McEachran, DB (1979-82), Jay Thier, LB (1994-97), Mike Killian, LB (2001-04)
11	Tim Sorrells, QB (1977-81), Braniff Bonaventure, QB (1993-96)	45	Vince Perone, Sr., OG (1952-53), Rock Hurst, LB (1981-84), Kota Suttle, LB (1989-92), Jerome Felton, FB (2004-07), Carl Rider, LB (2012-16)
12	David Henderson, QB (1977-79), Ivan Johnson, S (1988-90), Bo Moore, QB/P (2001-04)	46	Kadarron Anderson, LB (2008-11), Cory Magwood, LB (2012-15)
13	Sam Wyche, QB (1963-65)	47	Webster Williams, G (1951-54), Orlando Ruff, LB (1995-98)
14	Andre Worrell, CB(1990-93), Reggie Thomas, CB (2012-15)	48	
15	David Charpia, QB (1980-83), Justin Hill, QB (1997-00), Mike Brown, RB (2007-10), Ingle Martin, QB/P (2004-05)	49	Milan Sterling, LB (1990-93), William Freeman, LB (2002-05)
16	Isaac West, WR (2001-04)	50	Eddie Bopp, NG (1981-85), <i>Jeff Blankenship, LB (1985-88/ Jersey Retired)</i>
17	Duncan Fletcher, TE (2013-16), Grayson Atkins, PK (2017-Present)	51	Larry Anderson, LB (1973-76), Bruce Gheesling, LB (1979-81), Kenny Elder, DT (1982-85)
18		52	Frank Moses, NG (1974-77), Steve O'Neill, LB (1978-81), Gene Reeder, C (1982-85), Joe Turner, OG (2012-15)
19	Bobby Lamb, QB (1982-85), Billy Napier, QB (1999-02)	53	Robbie Patterson, C (1966-68), Billy Hall, LB (1979-82)
20	Chas Fox, WR/KR (1982-85), Will Bouton, LB (1998-01), Gary Nelson, LB (2004-07)	54	Bart Heres, OT (1979-82), Chris Stewart, C (1998-01)
21	Mark Stowers, RB (1976-78), Keito Whetstone, LB (2000-03), Kealand Dirks, RB (2015-Present)	55	Bill Anderson, DE (1972-74), Corey Stewart, C (2002-05), Wallace Artis, DE (2004-07)
22	Steve Squire, S (1983-86), Frankie DeBusk, QB (1987-90), Cedrick Gipson (2004-07)	56	Jerry Scott, DT (1977-80), Trevor Kruger, OG (1999-02), Roy Ravenell, DE (2003-06), Bo Layton, OT (2017-Present)
23	Tommy Southard, WR (1975-77), Jeff Burke, DB (1978-81), Robbie Gardner, RB (1982-86), Mike Ratcliff, S (1989-91), Cedrick Ritter, LB (2001-04), Jairus Hollman (2012-13)	57	Kevin Kendrick, LB (1987-90)
24	Russell Gambrell, DE (1975-78), Mark Bridgman, DB/P (1989-83), Walter Booth, DB (1996-99), Max Lerner, DB (2007-10)	58	Briggs Traylor, C (1980-82), Kyle Davis, LB (1983-85)
25	Donald Lipscomb, WR (1988-91), Rodney Johnson, CB (1998-02), Jeremy Blocker, S (2003-06), Antonio Wilcox, RB (2014-17)	59	Brian Fisher, OT (1982-85), Ben Hall, OG (1996-99), Thomas Slaughter, OT (2005-08)
26	Hindley Brigham, RB (2001-03), Hank McCloud, TB (2011-14)	60	Hollis Barton, OG (1979-82) Alex Albert, OG (1985-87), Eric Walter, OG (1988-91), Tyler Haynes, OG (2006-08)
27	Lavern Barrs, DB (1964-66), <i>Stanford Jennings, RB (1980-83/ Jersey Retired)</i>	61	Stan Stanley, OG (1977-79), Troy Phillips, NG (1980-83), David Adams, OG (1987-89), Fred Sturgis, OG (1990-92)
28	Mark Gordon, DB (1975-76), Chris Buono, DB (1977-80), Thomas Twitty, S (2005-08)	62	Jeff Snipes, DE (1978-80), Reggie Goolsby, C (2004-07), Matthew Schmidt, C (2014-17)
29	Scott Beckler, PK (2004-07)	63	
30	Beach Foster, DB (1975-77), Taylor Quarles, DB (1988-91), Jerodis Williams, RB (2009-12)	64	Elton Bailey, OG (1986-88), Bryan Dailer, DE (1994-97), Patrick Covington, OG (2002-05)
31	Billy Turner, FB (1963-65), Larry Robinson, RB (1973-76), Mike Glenn, RB (1977-80), Tim Tanguay, PK (1980-82), Jerome Norris, CB (1983-86), Pat Turner, CB (1987-89) Julian Hicks, DB (2006-09)	65	Paul Johannessen, OT (1980-83), Andy Godwin, OT (2016-Present)
32	John Bagwell, RB (1984-88), Jim Richter, PK (1992-95), Greg Worthy, S (2010-13)	66	Rickey Young, OG (1976-78), Mike Coleman, OG (1979-82), Fe Cowan, OT (1986-88), Brant Glover, NG (2002-04)
33	Elliott Keller, RB (1961-63), Felix Andrews, DE (1979-82), Jeremy Osborne, S (1994-97)	67	Bobby Woods, C (1977-79)
34	Tom Campbell, RB (1959-61), Bob Buzzell, FB (1963-65), Brian Jager, RB (1984-85), Dwight Sterling, RB/DL (1986-89), <i>Louis Ivory, RB (1998-01/ Jersey Retired)</i>	68	Butch Kersey, OT (1968-70)

2019 FURMAN PALADINS FOOTBALL / All-America, All-SoCon Jerseys



- 69** Terrell Bush, OG (2014-17)
- 70** Bobby Church, DT/DE (1974-77)
- 71** Hal Westlake, OT (1976-78), Dan Sleet, OG (1979-83), Clint Crocker, DT (1989-92), Donnie Littlejohn, OT (1998-01)
- 72** Steve Lloyd, OT (1978-81), Brian Laggis, OT (2002-05)
- 73** Danny Utley, OT (1971-73), Ken Cadle, OT (1974-77), Charlie Anderson, OT (1978-81), Allen Edwards, NG (1988-91), Mark Foster, C (1995-98), Clayton Dyson, OG (2002-04)
- 74** Peyton Barton, OT (1970-71), Phillip Ferguson, NG (1985-87), Kyle Lowery, OT (1988-91), Steven Cain, OT (1999-02), Joel Bell, OT (2005-08)
- 75** George Veal, DT (1966-68), Kevin Morgan, DT (1977-80), Ricky Moody, DT (1980-83), Al Peterson, DT (1984-87), Marty Priore, OG (1998-01), Ryan Lee, OT (2008-11), Jaylan Reid, NG (2015-18)
- 76**
- 77** Jeff Holcomb, OT (1973-76), Steve Duggan, C (1987-90), Josh Moore, OT (1997-00), John Kivett, OT (2003-06)
- 78** Ryan Spencer, NG (1998-01), Ben Bainbridge, OT (2001-04), Dakota Dozier, OT (2010-13)
- 79** Mike Hardy, DT (1989-93), Lee Drake, OT (1994-97)
- 80** Tim Crawford, WR (1963-65), Pat Wiggins, DE (1967-68), Paul Siffri, TE (1988-91), Josh Cole, WR/RS (1993-96)
- 81** Brad Stephens, WR (1987-90), Adrick Harrison, WR (1992-95), Adrian Hope, BAN (2018-Present)
- 82** David Shi, DE (1970-72), Byron Lee, TE (1978-81), Kelly Fletcher, DE (1987-89)
- 83** Danny Marshall, PK (2000-03)
- 84** Ray Siminski (1955-58), Luther Broughton, TE (1993-96), Larry Hedden, TE (2006-08), Willis Sudderth, TE (2001-04)
- 85** Brette Simmons, TE (1975-78), John Johnson, P (1979-81), Brian Pitts, DT (1986-89), Ryan Livezey, DE (1990-93), Chris Truss, TE (2006-09), Andy Schumpert, TE (2014-17)
- 86** Walker Kimbell, E (1964-65), Brad Bell, TE (2003-06)
- 87** Robbie Hahn, E (1966-67), Ronnie Cox, LB (1977-79), Greg Key, TE (1988-89)
- 88** Chris Roper, DE (1986-89), Jody Wade, WR/P (1994-97), Ronnie McCutchan, P (1992-93), Colin Anderson, TE (2009-12), Dejuan Bell, RS (2018-Present)
- 89** Jack Borders, TE (1981-83)
- 90** Michael Burant, DT (2001-04), Bruce Leicht, P (1988-91)
- 91** Josh Lynn, DE (2009-12)
- 92**
- 93**
- 94** Wesley Bray, DT (2003-06)
- 95**
- 96**
- 97** Justin Brown, DT (2006-09)
- 98** LeBryan Sperling, DT (1999-02)
- 99**



Cam Newton



Joel Bell


2019 FURMAN PALADINS FOOTBALL / Year By Year Records




Year	---Overall---			---SoCon---			Fin	Fur Pts	Opp Pts	Coach
	W	L	T	W	L	T				
1889	0	2	0					2	7	William Beattie
1890	2	0	0					40	2	H.C. Granger
1891	0	1	0					0	96	H.P. Young
1892	1	0	0					44	0	H.P. Young
1893	1	1	0					26	26	H.P. Young
1895	0	2	0					10	58	H.P. Young
1896	2	3	0					28	32	Sims
1900	0	2	1					5	33	Frank Spencer
1901	1	2	1					22	34	C.S. Roller
1902	4	3	4					38	56	C.S. Roller
1913	6	3	0					252	100	W.C. Farmer
1914	2	5	0					103	186	W.B. Bible
1915	5	3	0					176	185	W.B. Bible, W.L. Laval
1916	4	5	0					164	170	W.L. Laval
1917	3	5	0					59	147	W.L. Laval
1918	3	5	1					92	244	W.L. Laval
1919	6	2	1					148	141	W.L. Laval
1920	9	1	0					286	16	W.L. Laval
1921	7	2	1					288	103	W.L. Laval
1922	8	3	0					242	75	W.L. Laval
1923	9	2	0					274	47	W.L. Laval
1924	5	5	0					40	94	W.L. Laval
1925	7	3	0					116	75	W.L. Laval
1926	8	1	1					169	46	W.L. Laval
1927	10	1	0					285	59	W.L. Laval
1928	5	4	0					81	55	T.B. Amis
1929	5	4	1					126	68	T.B. Amis
1930	6	3	1					177	104	T.B. Amis
1931	5	2	2					149	49	T.B. Amis
1932	8	1	0					169	19	A.P. McLeod
1933	6	1	2					118	30	A.P. McLeod
1934	5	4	0					40	46	A.P. McLeod
1935	8	1	0					232	44	A.P. McLeod
1936	7	2	0	4	1	0	3	127	75	A.P. McLeod
1937	4	3	2	1	2	2	11	164	48	A.P. McLeod
1938	2	7	1	0	4	1	14	82	158	A.P. McLeod
1939	5	4	0	3	3	0	6	195	112	A.P. McLeod
1940	5	4	0	4	3	0	8	129	112	A.P. McLeod
1941	3	4	2	2	3	2	9	129	195	A.P. McLeod
1942	3	6	0	3	3	0	7	78	157	A.P. McLeod
1946	2	8	0	1	4	0	13	99	236	R.W. Smith
1947	2	7	0	1	4	0	13	68	205	R.W. Smith
1948	2	6	1	2	4	0	10	40	148	H.E. Smith
1949	3	6	0	3	3	0	9	122	160	H.E. Smith
1950	2	8	1	2	4	0	13	112	285	Bill Young
1951	3	6	1	1	4	1	15	192	179	Bill Young
1952	6	3	1	2	2	1	7	176	147	Bill Young
1953	7	2	0	2	0	0	2	168	100	Bill Young
1954	5	5	0	2	0	0	2	143	196	Bill Young
1955	1	9	0	1	1	0	7	71	319	Homer Hobbs
1956	2	8	0	2	2	0	4	67	185	Homer Hobbs
1957	3	7	0	2	1	0	4	84	236	Homer Hobbs
1958	2	7	0	1	2	0	8	114	269	Bob King
1959	3	7	0	3	2	0	4	131	216	Bob King
1960	5	4	1	2	2	0	5	196	244	Bob King
1961	7	3	0	2	2	0	5	174	132	Bob King
1962	4	6	0	2	2	0	5	159	209	Bob King
1963	7	3	0	3	2	0	4	213	198	Bob King
1964	3	7	0	1	4	0	8	115	212	Bob King
1965	5	5	0	2	3	0	6	181	173	Bob King
1966	2	7	1	1	4	0	8	135	226	Bob King
1967	5	5	0	2	3	0	5	181	173	Bob King
1968	1	9	0	0	4	0	7	97	229	Bob King
1969	1	8	1	0	4	0	6	152	343	Bob King
1970	8	3	0	3	2	0	3	261	204	Bob King
1971	5	5	1	2	3	0	5	201	187	Bob King
1972	2	9	0	1	6	0	7	156	313	Bob King
1973	7	4	0	3	3	0	4	255	181	Art Baker
1974	5	6	0	2	4	0	7	129	166	Art Baker
1975	5	5	1	2	4	0	6	210	155	Art Baker

Year	---Overall---			---SoCon---			Fin	Fur Pts	Opp Pts	Coach
	W	L	T	W	L	T				
1976	6	4	1	2	2	1	3	210	155	Art Baker
1977	4	5	2	3	2	1	3	230	197	Art Baker
1978	8	3	0	4	1	0	1	322	195	Dick Sheridan
1979	5	6	0	4	3	0	4	281	313	Dick Sheridan
1980	9	1	1	7	0	0	1	284	177	Dick Sheridan
1981	8	3	0	5	2	0	1	293	210	Dick Sheridan
1982	9	3	0	6	1	0	1	290	158	Dick Sheridan
1983	10	2	1	6	0	1	1	420	137	Dick Sheridan
1984	8	3	0	3	3	0	4	356	173	Dick Sheridan
1985	12	2	0	6	0	0	1	520	231	Dick Sheridan
1986	7	3	2	4	2	1	3	338	176	Jimmy Satterfield
1987	7	4	0	4	3	0	3	314	168	Jimmy Satterfield
1988	13	2	0	6	1	0	1	360	142	Jimmy Satterfield
1989	12	2	0	7	0	0	1	430	189	Jimmy Satterfield
1990	9	4	0	6	1	0	1	425	237	Jimmy Satterfield
1991	7	4	0	4	3	0	4	363	217	Jimmy Satterfield
1992	6	5	0	4	3	0	5	258	213	Jimmy Satterfield
1993	5	5	1	4	4	0	4	247	232	Jimmy Satterfield
1994	3	8	0	2	6	0	6	253	325	Bobby Johnson
1995	6	5	0	5	3	0	3	274	261	Bobby Johnson
1996	9	4	0	6	2	0	3	335	203	Bobby Johnson
1997	7	4	0	5	3	0	3	281	223	Bobby Johnson
1998	5	6	0	3	5	0	6	267	283	Bobby Johnson
1999	9	3	0	7	1	0	1	432	220	Bobby Johnson
2000	9	3	0	6	2	0	2	379	209	Bobby Johnson
2001	12	3	0	7	1	0	1	477	221	Bobby Johnson
2002	8	4	0	6	2	0	2	365	255	Bobby Lamb
2003	6	5	0	4	4	0	4	278	155	Bobby Lamb
2004	10	3	0	6	1	0	1	449	216	Bobby Lamb
2005	11	3	0	5	2	0	2	488	383	Bobby Lamb
2006	8	4	0	6	1	0	2	295	255	Bobby Lamb
2007	6	5	0	4	3	0	3	348	350	Bobby Lamb
2008	7	5	0	4	4	0	4	303	267	Bobby Lamb
2009	6	5	0	5	3	0	3	340	346	Bobby Lamb
2010	5	6	0	3	5	0	6	333	281	Bobby Lamb
2011	6	5	0	5	3	0	4	315	288	Bruce Fowler
2012	3	8	0	2	6	0	7	272	338	Bruce Fowler
2013	8	6	0	6	2	0	1	318	340	Bruce Fowler
2014	3	9	0	2	5	0	6	210	340	Bruce Fowler
2015	4	7	0	2	6	0	6	193	318	Bruce Fowler
2016	3	8	0	3	5	0	6	301	298	Bruce Fowler
2017	8	5	0	6	2	0	2	424	311	Clay Hendrix
2018	6	4	0	6	2	0	1	272	282	Clay Hendrix
Totals	608	479	38	271	215	11				


FURMAN COACHING RECORDS						
Coach	Years	Seasons	W	L	T	.Pct
William Beattie	1889	1	0	2	0	0.000
H.C. Granger	1890	1	2	0	0	1.000
H.P. Young	1891-95	4	2	4	0	1.000
Harry Sims	1896	1	2	3	0	.400
Frank Spencer	1900	1	0	2	1	.166
C.S. Roller	1901-02	2	5	5	5	.500
W.C. "Cuppy" Farmer	1913	1	6	3	0	.667
W.B. Bible	1914	1	2	6	0	.667
W.L. Laval	1915-27	13	84	37	4	.688
T.B. Amis	1928-31	4	21	13	4	.605
A.P. "Dizzy" McLeod	1932-42	11	56	37	7	.595
R.W. Smith	1946-47	2	4	15	0	.210
H.E. Smith	1948-49	2	5	12	1	.305
Bill Young	1950-54	5	23	24	3	.490
Homer Hobbs	1955-57	3	6	24	0	.200
Bob King	1958-72	15	60	88	4	.407
Art Baker	1973-77	5	27	24	4	.527
Dick Sheridan	1978-85	8	69	29	2	.744
Jimmy Satterfield	1986-93	8	66	23	3	.689
Bobby Johnson	1994-01	8	60	36	0	.625
Bobby Lamb	2002-10	9	67	40	0	.626
Bruce Fowler	2011-16	6	27	43	0	.407
Clay Hendrix	2017-	2	14	9	0	.609
Totals	1889-	113	608	479	38	.557




Baker



Sheridan



Satterfield



Johnson



Lamb



Fowler

2019 FURMAN PALADINS FOOTBALL / Assistant Coaches History



	Offensive Backs				Offensive Line	Defensive Line	Defensive Backs				
1961	Gongola				Jennings	Howell	Menger				
1962	Menger				Gaskell	Turpin	Powers				
1963	Canty				Gaskell	Williams	Powers				
1964	Canty				Gaskell	Williams	Powers				
1965	Canty				Gaskell	Herren	Powers				
1966	Canty				Hitch	Herren	Powers				
1967	Canty				Hitch	Herren	Kemp				
1968	Canty				Hitch	Hays	Kemp				
1969	Canty				Watson	Hays	Kemp				
1970	Canty				Haley	Hays	Kemp				
	Quarterbacks	Running Backs	Wide Receivers	Tight Ends	Offensive Line	Defensive Line	Defensive Ends	Linebackers	Cornerbacks	Safeties	Kickers/Punters
1971	Kemp	Kemp	Kemp	Kemp	Haley	Hays	Dillard	Dillard	Turner	Turner	
1972	Kemp	Kemp	Kemp	Kemp	Haley	Dillard	Dillard	Dillard	Turner	Turner	--
1973	Satterfield	Satterfield	Gilstrap	Gilstrap	Sheridan	Hyman	Robertson	Pettus	Wheeler	Wheeler	--
1974	Satterfield	Satterfield	Gilstrap	Gilstrap	Sheridan	Hyman	Robertson	Pettus	Wheeler	Wheeler	--
1975	Satterfield	Satterfield	Sheridan	Sheridan	Moore	Hyman	Williamson	Robertson	Bruce Johnson	Bruce Johnson	--
1976	Satterfield	Satterfield	Shelton	Shelton	Sheridan	Hyman	Hyman	Robertson	Johnson	Johnson	--
1977	Sheridan	Satterfield	Sheridan	Sheridan	Williamson	Hyman	Robertson	Robertson	Bobby Johnson	Bobby Johnson	--
1978	Satterfield	Satterfield	Cain	Cain	Caldwell	Hyman	Robertson	Pettus	Johnson	Johnson	--
1979	Satterfield	Satterfield	Cain	Cain	Caldwell	Hyman	Robertson	Pettus	Johnson	Johnson	Kendall
1980	Satterfield	Satterfield	Cain	Cain	Caldwell	Hyman	Robertson	Pettus	Jennings	Jennings	Kendall
1981	Satterfield	Satterfield	Cain	Cain	Caldwell	Robertson	Jennings	Hyman	Johnson	Johnson	Kendall
1982	Satterfield	Satterfield	Cain	Cain	Caldwell	Robertson	Perry	Perry	Johnson	Johnson	Kendall
1983	Satterfield	Satterfield	Cain	Cain	Caldwell	Robertson	Perry	Perry	Johnson	Johnson	Kendall
1984	Satterfield	Satterfield	Cain	Cain	Caldwell	Robertson	Snipes	Pettus	Johnson	Johnson	Kendall
1985	Satterfield	Satterfield	Cain	Cain	Caldwell	Robertson	Snipes	Pettus	Johnson	Johnson	Kendall
1986	Sorrells	Sorrells	Fowler	Marshall	Neal	Allen	Wilson	Wilson	Johnson	Johnson	Kendall
1987	Sorrells	Sorrells	Fowler	Marshall	Neal	Allen	Wilson	Wilson	Johnson	Johnson	Kendall
1988	Sorrells	Sorrells	Fowler	Marshall	Hendrix	Neal	Lamb	Wilson	Johnson	Johnson	--
1989	Lamb	Sorrells	Fowler	Fowler	Hendrix	Neal	Marshall	Wilson	Johnson	Johnson	--
1990	Lamb	Sorrells	Fowler	Fowler	Hendrix	Neal	Marshall	Wilson	Johnson	Johnson	Marshall
1991	Lamb	Sorrells	Fowler	Fowler	Hendrix	Neal	Marshall	Wilson	Johnson	Johnson	Marshall
1992	Lamb	Sorrells	Fowler	Fowler	Hendrix	Neal	Marshall	Wilson	Johnson	Johnson	Marshall
1993	Lamb	Sorrells	Lamb	Carter	Hendrix	Allison	Marshall	Wilson	Fowler	Fowler	Marshall
1994	Lamb	Sorrells	Lamb	Dixon	Hendrix	Allison	Neal	Wilson	Fowler	Fowler	--
1995	Lamb	Sorrells	Lamb	Dixon	Hendrix	Allison	Neal	Wilson	Fowler	Fowler	--
1996	Lamb	Sorrells	Lamb	Lamb	Hendrix	Neal	Dixon	Wilson	Fowler	Fowler	
1997	Lamb	Sorrells	Lamb	Lamb	Hendrix	Neal	Dixon	Wilson	Fowler	Fowler	--
1998	Lamb	Sorrells	Lamb	Harrelson	Hendrix	Dixon	Dixon	Wilson	Fowler	Fowler	Price
1999	Lamb	Sorrells	Cain	Cain	Hendrix	Edwards	Harrelson	Fowler	Dixon	Dixon	Price
2000	Lamb	Sorrells	Cain	Cain	Hendrix	Edwards	Harrelson	Fowler	Dixon	Dixon	Price
2001	Lamb	Sorrells	Cain	Cain	Hendrix	Edwards	Harrelson	Fowler	Dixon	Dixon	Price
2002	Lamb	Sorrells	Cronic	Hall	Hendrix	Edwards	Dixon	Wilson	Farrington	Farrington	Price
2003	Lamb	Sorrells	Cronic	Hall	Hendrix	Edwards	Dixon	Wilson	Farrington	Farrington	Price
2004	Lamb	Sorrells	Cronic	Kitchings	Hendrix	Edwards	Dixon	Wilson	Farrington	Farrington	Price
2005	Lamb	Sorrells	Cronic	Kitchings	Hendrix	Edwards	Dixon	Wilson	Farrington	Farrington	Price
2006	Lamb	Sorrells	Cronic	Kitchings	Hendrix	Pinilla	Dixon	Wilson	Farrington	Farrington	Price
2007	Lamb	Sorrells	Cronic	Kitchings	McCray	Pinilla	Pinilla	(cDC) Wilson	Evangelista	(cDC) Farrington	Price
2008	Lamb	Sorrells	Elliott	Cronic	McCray	Pinilla	Pinilla	(cDC) Wilson	Evangelista	(cDC) Farrington	Price
2009	Lamb	Sorrells	Elliott	Cronic	McCray	Pinilla	Pinilla	(cDC) Wilson	Adrian	(cDC) Farrington	Price
2010	Sorrells	Cronic	Elliott	Cronic	McCray	Hill	Hill	Wright	Adrian	Farrington	Price
2011	Sorrells	McKenzie	Kiser	Kiser	Smouse	Logo	Logo	Windham	Goss	Moehring	Price
2012	Sorrells	McKenzie	Kiser	Vaughn	Smouse	Lindsey	Lindsey	Windham	Goss	Moehring	Price
2013	Sorrells	McKenzie	Kiser	Vaughn	Smouse	Lindsey	Lindsey	Windham	Moehring	Moehring	Goss
2014	Sorrells	McKenzie	Kiser	Vaughn	Smouse	Lindsey	Lindsey	Windham	Moehring	Moehring	Goss
2015	Sorrells	McKenzie	Bratton	Kiser	Smouse	Lindsey	Lindsey	Gillenwater	Moehring	Vaughn	McKenzie
2016	Sorrells	Spradling	Bratton	Kiser	Smouse	Faunteory	Faunteory	Gillenwater	Moehring	Vaughn	Bratton
2017	Cronic	Sims	Bratton	Quarles	Lusk	Miller	Miller	Lamendola/Vaughn	Williams	Staggs	Bratton
2018	Quarles	Sims	Bratton	Duke	Lusk	Miller	Miller	Lamendola/Vaughn	Williams	Staggs	Bratton

Bold - Coordinators



1889 (0-2)

Coach: William Beattie

Table of football records for 1889: D. 14 1-5 W Wofford; J. 18 1-2 L Wofford

1890 (2-0)

Coach: H.C. Granger

Table of football records for 1890: J. 24 12-0 W Wofford; M. 21 28-2 W Wofford

1891 (0-1)

Coach: H.P. Young

Table of football records for 1891: N. 14 0-96 L Duke; N1 - Columbia, S.C.

1892 (1-0)

Coach: H.P. Young

Table of football records for 1892: D. 24 44-0 W South Carolina; N1 - Charleston, S.C.

1893 (1-1)

Coach: H.P. Young

Table of football records for 1893: N. 30 18-4 W Wofford; D. 9 8-22 L Georgia; N1 - Augusta, Ga.

1895 (0-2)

Coach: H.P. Young

Table of football records for 1895: N. 8 10-14 L South Carolina; N. 23 0-44 L Wofford

1896 (2-3)

Coach: Sims

Table of football records for 1896: O. 23 0-12 L Bingham; O. 31 6-14 L Clemson; N. 6 0-6 L Wofford; N. 13 10-0 W Charleston YMCA; N. 26 12-0 W South Carolina

1900 (0-2-1)

Coach: Frank Spencer

Captain: G.C. Scaife

Table of football records for 1900: O. 26 0-0 T Wofford; N. 17 0-27 L South Carolina; N. 29 5-6 L Wofford

1901 (1-2-1)

Coach: Charles Roller

Captain: A.T. Sublett

Table of football records for 1901: O. 15 0-17 L Georgia Tech; O. 22 0-12 L South Carolina; O. 26 5-5 T Georgia Tech; N. 28 17-0 W Wofford

1902 (4-3-4)

Coach: Charles Roller

Captain: A.T. Sublett

Table of football records for 1902: O. 3 12-0 W Bingham; O. 6 0-0 T North Carolina State; O. 10 6-0 W Davidson; O. 11 0-10 L North Carolina; O. 13 5-2 W North Carolina State; O. 18 0-11 L Georgia; O. 24 0-28 L Clemson; N. 1 0-0 T Georgia Tech; N. 10 0-0 T St. Albans; N. 14 10-0 W South Carolina; N. 27 5-5 T Charleston Ath. Assoc.

1913 (6-3)

Coach: W.C. Farmer

Captain: A.C. Skinner

Table of football records for 1913: S. 27 7-2 W Clemson "B"; O. 4 6-7 L Riverside; O. 11 38-0 W Charleston; O. 22 7-16 L Newberry; O. 25 59-0 W Bailey; N. 1 0-75 L The Citadel; N. 3 30-0 W Charleston; N. 21 65-0 W Presbyterian; N. 27 40-0 W Clemson "C"; N1 - Union, S.C.

1914 (2-5)

Coach: W.B. Bible

Capatain: C.H. Tinsley

Table of football records for 1914: O. 10 19-12 W Wofford; O. 17 57-0 W Bailey; O. 22 0-57 L Clemson; O. 31 0-39 L Mercer; N. 14 6-13 L Newberry; N. 18 2-39 L Presbyterian; N. 26 19-26 L Maryville

1915 (5-3)

Coaches: W.B. Bible and W.L. Laval

Captain: W.N. Gressette

Table of football records for 1915: S. 25 0-94 L Clemson; O. 2 60-0 W Erskine; O. 15 13-20 L Presbyterian; O. 23 20-6 W Bingham; N. 3 38-7 W Presbyterian; N. 6 13-58 L Davidson; N. 13 7-0 W Newberry; N. 25 25-0 W Wofford

1916 (4-5)

Coach: W.L. Laval

Captain:

Table of football records for 1916: S. 30 6-7 L Clemson; O. 14 60-3 W Erskine; O. 21 21-10 W Georgia Tech "B"; O. 27 42-10 W Presbyterian; N. 4 14-46 L Davidson; N. 11 0-49 L Georgia; N. 18 0-46 L North Carolina; N. 23 14-0 W South Carolina; N. 30 7-9 L Wofford

1917 (3-5)

Coach: W.L. Laval

Captain:

Table of football records for 1917: S. 29 0-25 L Georgia Tech; O. 6 7-6 W Wake Forest; O. 13 0-38 L Clemson; O. 20 20-7 W Newberry; N. 3 7-28 L Davidson; N. 8 0-26 L South Carolina; N. 17 7-14 L Presbyterian; N. 29 18-3 W Wofford; N1 - Florence, S.C.

1918 (3-5-1)

Coach: W.L. Laval

Captain:

Table of football records for 1918: O. 12 0-118 L Georgia Tech; O. 26 26-0 W 48th Infantry

Table of football records for 1919: N. 2 20-7 W 48th Infantry; N. 9 6-6 T Erskine; N. 16 12-20 L South Carolina; N. 23 7-67 L Clemson; N. 30 7-13 L 2nd Development Reg.; D. 4 7-0 W Wofford; D. 7 7-13 L Presbyterian

1919 (6-2-1)

South Carolina Champions

Coach: W.L. Laval

Captain:

Table of football records for 1919: S. 27 0-74 L Georgia Tech; O. 4 13-0 W Oglethorpe; O. 11 7-6 W Wofford; O. 18 6-0 W Presbyterian; O. 25 39-7 W Wake Forest; N. 1 21-6 W The Citadel; N. 15 41-0 W Erskine; N. 21 7-7 T Clemson; N. 27 14-41 L Davidson

1920 (9-1)

South Carolina Champions

Coach: W.L. Laval

Captain:

Table of football records for 1920: S. 25 33-0 W Elon; O. 2 41-0 W Erskine; O. 9 21-6 W The Citadel; O. 16 0-7 L Georgia; O. 23 17-0 W Wake Forest; O. 29 42-0 W Newberry; N. 6 42-3 W Oglethorpe; N. 13 69-0 W Wofford; N. 20 14-0 W Clemson; N. 25 7-0 W Davidson

1921 (7-2-1)

South Carolina Champions

Coach: W.L. Laval

Captain:

Table of football records for 1921: S. 24 42-7 W Erskine; O. 1 63-0 W Newberry; O. 8 7-27 L Georgia; O. 15 0-69 L Georgia Tech; O. 21 0-0 T Clemson; O. 29 42-0 W The Citadel; N. 5 37-0 W Mercer; N. 12 7-0 W South Carolina; N. 19 62-0 W Wofford; N. 24 28-0 W Davidson

1922 (8-3)

Coach: W.L. Laval

Captain: A.P. McLeod

Table of football records for 1922: S. 29 33-0 W Newberry; O. 7 7-6 W Florida; O. 14 0-7 L Georgia; O. 19 28-0 W The Citadel; O. 21 26-0 W Oglethorpe; O. 28 0-13 L Richmond; N. 4 67-6 W Erskine; N. 11 7-27 L South Carolina; N. 18 41-0 W Wofford; N. 25 20-6 W Clemson; N. 30 13-10 W Davidson; N1 - Florence, S.C.



1923 (9-2)

Coach: W.L. Laval

Captain: O.L. "Blackie" Carter

S.	29	13-10	W	Virginia	A
O.	6	3-6	L	Mercer	A
O.	13	20-0	W	Presbyterian	H
O.	20	30-14	W	The Citadel	H
O.	24	30-0	W	Davidson	N1
O.	27	22-7	W	Richmond	A
N.	3	29-0	W	Oglethorpe	H
N.	10	23-3	W	South Carolina	H
N.	16	35-0	W	Newberry	H
N.	24	63-0	W	Erskine	H
N.	29	6-7	L	Clemson	H

N1 - Columbia, S.C.

1924 (5-5)

South Carolina Champions

Coach: W.L. Laval

Captains: H.C. Burnett, Hartley Coleman

S.	27	14-0	W	Newberry	H
O.	4	0-20	L	Alabama	H
O.	11	0-23	L	Mercer	H
O.	18	0-23	L	Georgia	N1
O.	22	6-0	W	Davidson	N2
O.	25	0-6	L	The Citadel	A
N.	1	0-20	L	Georgetown	H
N.	8	10-0	W	South Carolina	A
N.	14	7-2	W	Mississippi	H
N.	27	3-0	W	Clemson	A

N1 - Augusta, Ga.
N2 - Columbia, S.C.

1925 (7-3)

South Carolina Champions

Coach: W.L. Laval

Captain: Joe Tilghman

S.	26	27-10	W	Newberry	H
O.	3	20-15	W	Washington & Lee	A
O.	10	7-0	W	The Citadel	H
O.	17	0-21	L	Georgia	N1
O.	24	7-0	W	Davidson	N2
O.	31	27-3	W	Presbyterian	H
N.	7	0-17	L	Mercer	A
N.	14	2-0	W	South Carolina	H
N.	20	0-9	L	Wake Forest	N3
N.	26	26-0	W	Clemson	H

N1 - Augusta, Ga.
N2 - Charlotte, N.C.
N3 - Asheville, N.C.

1926 (8-1-1)

South Carolina Champions

Coach: W.L. Laval

Captain: Troy Thomas

S.	25	30-0	W	Newberry	H
O.	2	31-0	W	North Carolina State	A
O.	9	10-0	W	Wake Forest	H
O.	16	14-7	W	Georgia	A
O.	23	13-7	W	Presbyterian	H
O.	30	11-12	L	Oglethorpe	A
N.	6	13-13	T	Mercer	A
N.	13	10-7	W	South Carolina	A
N.	20	7-0	W	The Citadel	A
N.	25	30-0	W	Clemson	H

1927 (10-1)

South Carolina Champions

Coach: W.L. Laval

Captain: Oscar Pipkins

S.	23	13-7	W	Duke	A
S.	30	20-0	W	North Carolina State	H
O.	8	27-13	W	Mercer	A
O.	15	0-32	L	Georgia	A
O.	22	47-0	W	Erskine	H
O.	29	19-0	W	Oglethorpe	A
N.	5	53-0	W	Wake Forest	H
N.	12	34-0	W	South Carolina	H
N.	19	6-0	W	The Citadel	A
N.	24	28-0	W	Clemson	H
J.	2	38-7	W	Miami (Fla.)	A

1928 (5-4)

Coach: T.B. Amis

Captain: Sam Lemmond

S.	29	6-0	W	Duke	H
O.	6	0-15	L	Chattanooga	H
O.	13	6-0	W	Presbyterian	H
O.	19	0-7	L	Georgia	A
O.	27	26-0	W	Wofford	H
N.	3	18-0	W	Wake Forest	N1
N.	10	13-0	W	The Citadel	H
N.	17	0-6	L	South Carolina	A
N.	29	12-27	L	Clemson	H

N1 - Charlotte, N.C.

1929 (5-4-1)

Coach: T.B. Amis

Captain: H.H. Smith

S.	21	19-6	W	Erskine	H
S.	28	7-20	L	Chattanooga	A
O.	5	0-27	L	Georgia	A
O.	11	12-0	W	Presbyterian	H
O.	19	45-0	W	Newberry	H
O.	26	25-6	W	Wofford	A
N.	2	12-0	W	Wake Forest	H
N.	9	0-0	T	The Citadel	A
N.	16	0-2	L	South Carolina	H
N.	28	6-7	L	Clemson	A

1930 (6-3-1)

Coach: T.B. Amis

Captain: Harry Harmon

S.	25	49-0	W	Newberry	H
O.	4	0-54	L	Army	A
O.	11	35-0	W	Erskine	H
O.	18	7-7	T	Davis-Elkins	H
O.	25	14-13	W	Florida	A
N.	1	6-13	L	Oglethorpe	A
N.	8	14-0	W	South Carolina	H
N.	15	14-0	W	Wofford	A
N.	22	31-6	W	The Citadel	H
N.	27	7-12	L	Clemson	H

1931 (5-2-2)

Coach: T.B. Amis

Captain: Tom Carson

S.	24	26-0	W	Newberry	H
O.	3	36-6	W	Wake Forest	N1
O.	9	0-0	T	Erskine	H
O.	17	34-6	W	Richmond	H
O.	24	0-3	L	Oglethorpe	A
O.	31	20-0	W	Wofford	H
N.	7	0-27	L	South Carolina	A

N.	14	33-7	W	The Citadel	A
N.	26	0-0	T	Clemson	H

N1 - Gastonia, N.C.

1932 (8-1)

South Carolina Champions

Coach: A.P. McLeod

Captain: Ralph Peden

S.	24	25-6	W	Newberry	H
O.	1	0-13	L	Army	A
O.	8	58-0	W	Erskine	H
O.	15	19-0	W	Davis-Elkins	H
O.	22	2-0	W	Mercer	A
O.	27	20-0	W	The Citadel	N1
N.	5	24-0	W	Wofford	A
N.	12	14-0	W	South Carolina	H
N.	24	7-0	W	Clemson	H

N1 - Orangeburg, S.C.

1933 (6-1-2)

Coach: A.P. McLeod

Captain: Bob Smith

S.	30	14-6	W	Richmond	A
O.	6	33-0	W	Erskine	H
O.	14	14-0	W	The Citadel	H
O.	21	7-6	W	Centre	A
O.	28	6-6	T	Mercer	H
N.	4	38-0	W	Wofford	H
N.	11	0-12	L	Bucknell	A
N.	18	0-0	T	South Carolina	A
N.	30	6-0	W	Clemson	H

1934 (5-4)

Coach: A.P. McLeod

Captain: Bob Turner

S.	29	13-0	W	Wofford	A
O.	6	2-7	L	Georgia	H
O.	11	3-2	W	Wake Forest	N1
O.	20	9-3	W	Mercer	A
O.	27	7-6	W	Centre	H
N.	3	0-19	L	Bucknell	H
N.	10	6-0	W	The Citadel	A
N.	17	0-2	L	South Carolina	H
N.	29	0-7	L	Clemson	A

N1 - Florence, S.C.

1935 (8-1)

Coach: A.P. McLeod

Captain: Hubert Blair

S.	28	69-0	W	Piedmont	H
O.	5	23-0	W	Presbyterian	H
O.	12	7-31	L	Georgia	A
O.	18	9-0	W	Wake Forest	N1
O.	26	32-0	W	Mercer	H
N.	2	35-0	W	The Citadel	H
N.	9	29-0	W	Wofford	H
N.	16	20-7	W	South Carolina	A
N.	28	8-6	W	Clemson	H

N1 - Charlotte, N.C.

1936 (7-2, 4-1, 3rd in SoCon)

South Carolina Champions

Coach: A.P. McLeod

Captain: Bob King

S.	26	31-0	W	Wofford	A
O.	3	0-13	L	Georgia	A
O.	10	13-7	W	The Citadel	H
O.	17	0-27	L	North Carolina State	A

2019 FURMAN PALADINS FOOTBALL / Through The Years



O. 2320-9 W Mercer A
 O. 3114-13 W Davidson H
 N. 614-0 W Presbyterian A
 N. 1423-6 W South Carolina H
 N. 2612-0 W Clemson A

1937 (4-3-2, 1-2-2, 11th in SoCon)
Coach: A.P. McLeod
Captains: June Scott, Jack Shivers

S. 1719-0 W Newberry H
 O. 158-0 W Wofford H
 O. 97-7 T North Carolina State H
 O. 160-8 L The Citadel A
 O. 2352-0 W Presbyterian H
 O. 309-13 L Davidson A
 N. 67-20 L Bucknell H
 N. 1312-0 W South Carolina A
 N. 250-0 T Clemson H

1938 (2-7-1, 0-4-1, 14th in SoCon)
Coach: A.P. McLeod
Captain: George Patrick

S. 1613-6 W Oglethorpe H
 S. 236-28 L Bucknell A
 S. 300-7 L George Washington A
 O. 77-38 L Georgia A
 O. 156-9 L The Citadel H
 O. 227-7 T North Carolina State A
 O. 2912-13 L Davidson H
 N. 518-13 W Marshall A
 N. 126-27 L South Carolina H
 N. 247-10 L Clemson A

1939 (5-4, 3-3, 6th in SoCon)
Coach: A.P. McLeod
Captains: Roten Shetley, Lloyd Coley

S. 2238-7 W Erskine H
 S. 307-16 L Army A
 O. 620-0 W Georgia H
 O. 147-0 W The Citadel A
 O. 2815-0 W Davidson A
 N. 47-20 L Virginia Tech A
 N. 1120-0 W South Carolina A
 N. 187-12 L North Carolina State H
 N. 253-14 L Clemson H

1940 (5-4, 4-3, 8th in SoCon)
Coach: A.P. McLeod
Captain: Pepper Martin

S. 2740-0 W Erskine H
 O. 50-19 L Wake Forest A
 O. 1136-7 W The Citadel H
 O. 196-15 L Ohio A
 O. 2640-7 W Davidson H
 N. 220-6 W North Carolina State A
 N. 921-38 L Virginia Tech A
 N. 1625-7 W South Carolina H
 N. 237-13 L Clemson H

1941 (3-4-2, 2-3-2, 9th in SoCon)
Coach: A.P. McLeod
Captains: Bill Cornwall,
Hazel Gilstrap, George Turner

S. 206-32 L Tennessee A
 S. 2640-19 W Wofford H
 O. 413-52 L Wake Forest H
 O. 110-0 T North Carolina State H
 O. 1813-13 T The Citadel A

O. 2531-13 W Davidson N1
 N. 813-6 W George Washington H
 N. 157-26 L South Carolina A
 N. 226-34 L Clemson H
 N1 - Charlotte, N.C.

1942 (3-6, 3-3, 7th in SoCon)
Coach: A.P. McLeod
Captain: Dewey Proctor

S. 266-7 L Virginia Tech H
 O. 37-40 L Georgia A
 O. 106-14 L Wake Forest H
 O. 166-0 W George Washington A
 O. 247-52 L Tennessee A
 O. 3113-32 L Miami A
 N. 720-0 W The Citadel H
 N. 146-0 W South Carolina A
 N. 217-12 L Clemson A

1946 (2-8, 1-4, 13th in SoCon)
Coach: R.W. Smith
Captain: Fred Hilliard

S. 207-26 L Alabama N1
 S. 2731-0 W Wofford H
 O. 56-26 L Auburn A
 O. 117-14 L South Carolina H
 O. 1914-0 W The Citadel A
 O. 267-70 L Georgia H
 N. 97-26 L VMI H
 N. 166-20 L Clemson A
 N. 237-41 L Georgia Tech A
 N. 287-13 L Davidson H
 N1 - Birmingham, Ala.

1947 (2-7, 1-4, 13th in SoCon)
Coach: R.W. Smith
Captain: James McQueen

S. 197-13 L Georgia A
 S. 276-20 L Virginia Tech A
 O. 118-26 L South Carolina A
 O. 177-0 W The Citadel H
 O. 2520-6 W Wofford H
 N. 17-34 L Florida N1
 N. 87-35 L Clemson H
 N. 220-51 L Georgia Tech A
 N. 276-20 L Davidson H
 N1 - Tampa, Fla.

1948 (2-6-1, 2-4, 10th in SoCon)
Coach: H.E. Smith
Captain: Sonny Byrd

S. 2510-8 W Washington & Lee A
 O. 10-7 L South Carolina H
 O. 80-7 L Richmond H
 O. 167-7 T Wofford H
 O. 239-0 W The Citadel H
 O. 3014-39 L Florida H
 N. 60-41 L Clemson A
 N. 200-33 L Georgia A
 N. 250-7 L Davidson N1
 N1 - Charlotte, N.C.

1949 (3-6, 3-3, 9th in SoCon)
Coach: H.E. Smith
Captain: George Pruitt

S. 160-25 L Georgia A
 S. 237-27 L Washington & Lee H
 S. 3014-7 W South Carolina A

O. 80-12 L Richmond A
 O. 1413-20 L Presbyterian H
 O. 2119-7 W The Citadel A
 O. 2927-28 L Florida A
 N. 1221-6 W Davidson H
 N. 1921-28 L Clemson H

1950 (2-8-1, 2-4, 12th in SoCon)
Coach: Bill Young
Captain: Charlie Thomas

S. 1512-13 L Presbyterian H
 S. 236-27 L Washington & Lee A
 S. 3032-20 W Davidson N1
 O. 66-21 L South Carolina H
 O. 136-34 L Alabama A
 O. 2121-7 W The Citadel H
 O. 287-19 L Florida A
 N. 313-13 T Wofford H
 N. 117-34 L George Washington H
 N. 182-57 L Clemson A
 N. 250-40 L Georgia A
 N1 - Charlotte, N.C.

1951 (3-6-1, 1-4-1, 15th in SoCon)
Coach: Bill Young
Captain: Sonny Horton

S. 1439-0 W Presbyterian H
 S. 217-25 L Washington & Lee H
 S. 287-18 L West Virginia H
 O. 66-21 L South Carolina A
 O. 1220-21 L Stetson H
 O. 1935-14 W The Citadel N1
 O. 2619-19 T George Washington A
 N. 212-14 L Wofford A
 N. 933-13 W Newberry H
 N. 1714-34 L Clemson H
 N1 - Orangeburg, S.C.

1952 (6-3-1, 2-2-1, 7th in SoCon)
Coach: Bill Young
Captain: Frank Donaldson

S. 1947-6 W Newberry H
 S. 2722-14 W West Virginia A
 O. 47-27 L South Carolina H
 O. 1114-25 L Stetson A
 O. 177-7 T The Citadel N1
 O. 2514-13 W Davidson A
 N. 129-21 W Wofford H
 N. 827-6 W Presbyterian H
 N. 159-0 W Florida State A
 N. 220-28 L Wake Forest H
 N1 - Orangeburg, S.C.

1953 (7-2, 2-0, 2nd in SoCon)
Coach: Bill Young
Captain: Charlie Best

S. 1833-0 W Newberry H
 S. 260-41 L Army A
 O. 227-0 W The Citadel A
 O. 1013-27 L South Carolina A
 O. 2434-0 W Davidson H
 O. 317-6 W Wofford A
 N. 619-0 W Presbyterian H
 N. 1414-7 W Florida State A
 N. 2121-19 W Wake Forest A



1954 (5-5, 2-0, 2nd in SoCon)

Coach: Bill Young

Captain: Ted Yakimowicz

S. 17.....	19-6	W.....	Newberry.....	H
S. 24.....	13-51	L.....	Miami (Fla.).....	A
O. 1.....	27-0	W.....	Presbyterian.....	H
O. 9.....	7-27	L.....	South Carolina.....	H
O. 16.....	31-20	W.....	The Citadel.....	H
O. 22.....	19-7	W.....	Davidson.....	N1
O. 30.....	7-6	W.....	North Carolina State.....	A
N. 6.....	6-27	L.....	Clemson.....	A
N. 13.....	14-33	L.....	Florida State.....	A
N. 20.....	0-19	L.....	Wofford.....	H

N1 - Charlotte, N.C.

1955 (1-9, 1-1, 7th in SoCon)

Coach: Homer Hobbs

Captain: John Popson

S. 15.....	0-14	L.....	Newberry.....	H
S. 24.....	0-81	L.....	Army.....	A
O. 1.....	6-27	L.....	Wofford.....	A
O. 8.....	0-19	L.....	South Carolina.....	A
O. 15.....	19-25	L.....	The Citadel.....	A
O. 22.....	0-52	L.....	Auburn.....	A
O. 29.....	7-33	L.....	North Carolina State.....	H
N. 11.....	6-19	L.....	Florida State.....	H
N. 19.....	13-9	W.....	Davidson.....	H
N. 26.....	20-40	L.....	Clemson.....	H

1956 (2-8, 2-2, 4th in SoCon)

Coach: Homer Hobbs

Captain: Bobby Jennings

S. 29.....	0-10	L.....	George Washington.....	H
O. 6.....	0-41	L.....	Auburn.....	A
O. 13.....	6-18	L.....	Wofford.....	H
O. 20.....	7-13	L.....	Newberry.....	H
O. 27.....	7-0	W.....	The Citadel.....	H
N. 3.....	6-13	L.....	South Carolina.....	H
N. 10.....	7-42	L.....	Florida State.....	A
N. 17.....	0-7	L.....	West Virginia.....	A
N. 23.....	27-13	W.....	Davidson.....	N1
D. 1.....	7-28	L.....	Clemson.....	A

N1 - Charlotte, N.C.

1957 (3-7, 2-1, 4th in SoCon)

Coach: Homer Hobbs

Captain: Jerry Penland

S. 14.....	13-7	W.....	East Tennessee State.....	H
S. 21.....	7-27	L.....	Florida State.....	A
S. 28.....	0-20	L.....	Villanova.....	A
O. 5.....	13-12	W.....	George Washington.....	H
O. 12.....	13-58	L.....	South Carolina.....	A
O. 19.....	12-13	L.....	Wofford.....	A
O. 26.....	14-18	L.....	The Citadel.....	A
N. 16.....	0-34	L.....	Chattanooga.....	H
N. 22.....	6-2	W.....	Davidson.....	H
N. 30.....	6-45	L.....	Clemson.....	H

1958 (2-7, 1-2, 8th in SoCon)

Coach: Bob King

Captain: Buddy Walton

S. 20.....	6-42	L.....	Florida State.....	A
O. 3.....	8-11	L.....	George Washington.....	A
O. 11.....	6-29	L.....	Alabama.....	A
O. 18.....	40-39	W.....	Wofford.....	H
O. 25.....	6-24	L.....	The Citadel.....	H
N. 1.....	0-36	L.....	Penn State.....	A
N. 8.....	7-32	L.....	South Carolina.....	H

N. 22.....	22-20	W.....	Davidson.....	N1
N. 29.....	19-36	L.....	Clemson.....	A

N1 - Charlotte, N.C.

1959 (3-7, 3-2, 4th in SoCon)

Coach: Bob King

Captain: Hicky Horton

S. 19.....	23-24	L.....	Presbyterian.....	H
S. 26.....	0-30	L.....	South Carolina.....	A
O. 2.....	7-20	L.....	Chattanooga.....	A
O. 10.....	8-7	W.....	William & Mary.....	A
O. 17.....	24-0	W.....	George Washington.....	H
O. 24.....	14-18	L.....	The Citadel.....	A
N. 7.....	3-6	L.....	Wofford.....	A
N. 14.....	14-48	L.....	Richmond.....	A
N. 20.....	35-7	W.....	Davidson.....	H
N. 28.....	3-56	L.....	Clemson.....	H

1960 (5-4-1, 2-2, 5th in SoCon)

Coach: Bob King

Captains: Sam Taylor, Shelly Sutton, Don Kemp, Marvin Behlke, Joe Oliff

S. 17.....	20-12	W.....	Presbyterian.....	H
S. 24.....	7-7	T.....	Tampa.....	A
O. 8.....	25-23	W.....	William & Mary.....	H
O. 15.....	41-26	W.....	Wofford.....	H
O. 22.....	6-7	L.....	The Citadel.....	H
O. 29.....	33-20	W.....	Mississippi College.....	H
N. 5.....	0-51	L.....	Alabama.....	A
N. 11.....	28-35	L.....	Richmond.....	H
N. 19.....	22-21	W.....	Davidson.....	A
N. 26.....	14-42	L.....	Clemson.....	A

1961 (7-3, 2-2, 5th in SoCon)

Coach: Bob King

Captains: Billy Canty, John Tew

S. 16.....	27-6	W.....	Presbyterian.....	H
S. 23.....	45-19	W.....	Davidson.....	H
S. 30.....	13-9	W.....	George Washington.....	H
O. 7.....	6-19	L.....	William & Mary.....	A
O. 14.....	21-14	W.....	Samford.....	H
O. 21.....	8-9	L.....	The Citadel.....	A
O. 28.....	12-7	W.....	Wofford.....	A
N. 4.....	7-6	W.....	Memphis State.....	A
N. 11.....	29-8	W.....	East Carolina.....	H
N. 18.....	6-35	L.....	Clemson.....	A

1962 (4-6, 2-2, 5th in SoCon)

Coach: Bob King

Captains: Olin Hill, Elton Brunty

S. 15.....	40-6	W.....	Presbyterian.....	H
S. 22.....	34-21	W.....	Wofford.....	H
S. 29.....	0-42	L.....	Florida State.....	A
O. 5.....	7-14	L.....	George Washington.....	A
O. 13.....	7-14	L.....	Samford.....	H
O. 20.....	7-21	L.....	William & Mary.....	A
O. 27.....	33-25	W.....	The Citadel.....	H
N. 3.....	14-7	W.....	Davidson.....	A
N. 10.....	3-44	L.....	Clemson.....	H
N. 17.....	14-15	L.....	Tampa.....	A

1963 (7-3, 3-2, 4th in SoCon)

Coach: Bob King

Captain: Doug Stacks

S. 14.....	17-0	W.....	Davidson.....	H
S. 21.....	14-13	W.....	Vanderbilt.....	A
S. 28.....	29-14	W.....	George Washington.....	H
O. 5.....	17-27	L.....	William & Mary.....	H

O. 12.....	21-19	W.....	Wofford.....	A
O. 19.....	41-13	W.....	Mississippi College.....	H
O. 26.....	34-25	W.....	The Citadel.....	A
N. 2.....	6-49	L.....	Florida State.....	A
N. 9.....	27-0	W.....	Presbyterian.....	H
N. 28.....	7-38	L.....	West Virginia.....	A

1964 (3-7, 1-4, 8th in SoCon)

Coach: Bob King

Captain: Ernest Zuberer

S. 12.....	13-10	W.....	Mississippi College.....	H
S. 19.....	0-28	L.....	Clemson.....	A
S. 26.....	14-21	L.....	Wofford.....	H
O. 2.....	14-34	L.....	George Washington.....	A
O. 10.....	14-21	L.....	William & Mary.....	A
O. 17.....	28-6	W.....	Presbyterian.....	H
O. 24.....	0-17	L.....	The Citadel.....	H
O. 31.....	0-23	L.....	Davidson.....	A
N. 7.....	13-34	L.....	East Carolina.....	H
N. 14.....	19-18	W.....	Richmond.....	A

1965 (5-5, 2-3, 6th in SoCon)

Coach: Bob King

Captains: Grey Geddie, Billy Turner

S. 18.....	51-14	W.....	Frederick.....	H
S. 25.....	0-24	L.....	Davidson.....	H
O. 2.....	14-7	W.....	East Carolina.....	H
O. 9.....	13-35	L.....	Wofford.....	A
O. 16.....	7-14	L.....	Presbyterian.....	A
O. 23.....	48-12	W.....	Newberry.....	A
O. 30.....	27-15	W.....	Lehigh.....	A
N. 6.....	7-24	L.....	George Washington.....	H
N. 13.....	14-0	W.....	Richmond.....	H
N. 20.....	0-28	L.....	The Citadel.....	A

1966 (2-7-1, 1-4, 8th in SoCon)

Coach: Bob King

Captains: David Davidson, Jimmy Kerr

S. 17.....	6-20	L.....	Parsons.....	H
S. 24.....	28-26	W.....	Davidson.....	N1
O. 1.....	0-17	L.....	East Carolina.....	A
O. 8.....	15-15	T.....	Wofford.....	H
O. 15.....	2-41	L.....	Tampa.....	A
O. 22.....	29-7	W.....	Newberry.....	H
O. 29.....	28-49	L.....	George Washington.....	A
N. 5.....	14-24	L.....	Richmond.....	A
N. 12.....	7-17	L.....	Samford.....	H
N. 19.....	6-10	L.....	The Citadel.....	H

N1 - Charlotte, N.C.

1967 (5-5, 2-3, 5th in SoCon)

Coach: Bob King

Captains:

S. 9.....	42-0	W.....	Mars Hill.....	H
S. 16.....	15-6	W.....	Mississippi College.....	H
S. 23.....	22-45	L.....	Davidson.....	H
O. 7.....	21-20	W.....	Wofford.....	A
O. 14.....	14-42	L.....	Richmond.....	H
O. 21.....	13-39	L.....	Tampa.....	A
O. 28.....	38-15	W.....	Lehigh.....	H
N. 4.....	29-34	L.....	East Carolina.....	A
N. 11.....	28-42	L.....	Samford.....	A
N. 18.....	14-6	W.....	The Citadel.....	A

1968 (1-9, 0-4, 7th in SoCon)

Coach: Bob King

Captain: Jimmy Jordan

S. 14.....	12-21	L.....	Mississippi College.....	A
------------	-------	--------	--------------------------	---

2019 FURMAN PALADINS FOOTBALL / Through The Years



S. 21.....	13-9.....	W.....	Presbyterian.....	H
S. 28.....	7-13.....	L.....	Wofford.....	A
O. 5.....	12-31.....	L.....	The Citadel.....	H
O. 19.....	0-34.....	L.....	Richmond.....	A
O. 26.....	7-28.....	L.....	Davidson.....	A
N. 2.....	13-24.....	L.....	East Carolina.....	H
N. 9.....	12-17.....	L.....	Samford.....	H
N. 16.....	14-31.....	L.....	Chattanooga.....	A
N. 28.....	7-21.....	L.....	Wofford.....	H

1969 (1-8-1, 0-4, 6th in SoCon)

Coach: Bob King

Captains: Tommy Broadwell, Dick Immel

S. 20.....	14-12.....	W.....	Presbyterian.....	A
S. 27.....	14-77.....	L.....	Davidson.....	H
O. 4.....	21-21.....	T.....	Carson-Newman.....	H
O. 11.....	7-49.....	L.....	Wofford.....	A
O. 18.....	14-34.....	L.....	Samford.....	A
N. 1.....	21-24.....	L.....	East Carolina.....	A
N. 8.....	0-37.....	L.....	Richmond.....	A
N. 15.....	21-37.....	L.....	The Citadel.....	A
N. 22.....	19-21.....	L.....	Mississippi College.....	H
N. 27.....	21-31.....	L.....	Wofford.....	H

1970 (8-3, 3-2, 3rd in SoCon)

Coach: Bob King

Captains: Don Calhoun, Cleve Hightower, Byron Trotter

S. 12.....	0-13.....	L.....	VMI.....	A
S. 19.....	19-7.....	W.....	Presbyterian.....	H
S. 26.....	13-28.....	L.....	Wofford.....	H
O. 3.....	42-34.....	W.....	Carson-Newman.....	A
O. 10.....	23-9.....	W.....	Richmond.....	H
O. 17.....	31-24.....	W.....	Davidson.....	A
O. 24.....	18-16.....	W.....	Chattanooga.....	H
O. 31.....	0-7.....	L.....	East Carolina.....	H
N. 7.....	49-28.....	W.....	Guilford.....	A
N. 14.....	28-21.....	W.....	The Citadel.....	H
N. 21.....	38-17.....	W.....	Mississippi College.....	A

1971 (5-5-1, 2-3, 5th in SoCon)

Coach: Bob King

Captains: Ron Boozer, Steve Crislip

S. 11.....	0-0.....	T.....	Appalachian State.....	H
S. 18.....	14-35.....	L.....	Presbyterian.....	A
S. 25.....	0-27.....	L.....	Wofford.....	A
O. 2.....	14-0.....	W.....	VMI.....	H
O. 9.....	21-14.....	W.....	Western Carolina.....	H
O. 16.....	41-6.....	W.....	Davidson.....	H
O. 23.....	0-20.....	L.....	Richmond.....	A
O. 30.....	13-26.....	L.....	East Carolina.....	A
N. 6.....	42-14.....	W.....	Guilford.....	H
N. 13.....	33-35.....	L.....	The Citadel.....	A
N. 20.....	23-10.....	W.....	Carson-Newman.....	H

1972 (2-9, 1-6, 7th in SoCon)

Coach: Bob King

Captains: Mike Johnson, Marvin Mills, David Shi

S. 9.....	7-31.....	L.....	William & Mary.....	A
S. 16.....	7-10.....	L.....	Presbyterian.....	H
S. 23.....	24-7.....	W.....	Wofford.....	H
S. 30.....	20-17.....	W.....	Appalachian State.....	A
O. 7.....	15-24.....	L.....	Western Carolina.....	A
O. 14.....	35-51.....	L.....	Davidson.....	A
O. 21.....	0-37.....	L.....	Richmond.....	H
O. 28.....	21-27.....	L.....	East Carolina.....	H
N. 4.....	7-31.....	L.....	VMI.....	A
N. 11.....	13-19.....	L.....	The Citadel.....	H

N. 18.....	7-57.....	L.....	Carson-Newman.....	A
------------	-----------	--------	--------------------	---

1973 (7-4, 3-3, 4th in SoCon)

Coach: Art Baker

Captains: Mike Bartik, Keith Downey, Tom Scherich

S. 8.....	13-6.....	W.....	Presbyterian.....	A
S. 15.....	17-0.....	W.....	Appalachian State.....	H
S. 22.....	21-19.....	W.....	Wofford.....	A
S. 29.....	3-14.....	L.....	East Carolina.....	A
O. 6.....	17-20.....	L.....	Richmond.....	H
O. 13.....	38-7.....	W.....	Davidson.....	H
O. 20.....	19-13.....	W.....	VMI.....	H
O. 27.....	40-21.....	W.....	East Tennessee State.....	H
N. 3.....	52-20.....	W.....	Lenoir-Rhyne.....	A
N. 10.....	21-26.....	L.....	The Citadel.....	A
N. 17.....	14-35.....	L.....	Louisville.....	A

1974 (5-6, 2-4, 7th in SoCon)

Coach: Art Baker

Captains: Vince Perone, Jr., Charles Elvington, Bill Anderson

S. 14.....	0-7.....	L.....	VMI.....	A
S. 21.....	22-19.....	W.....	Presbyterian.....	H
S. 28.....	10-0.....	W.....	William & Mary.....	H
O. 5.....	24-14.....	W.....	Richmond.....	A
O. 12.....	12-15.....	L.....	East Carolina.....	H
O. 19.....	13-24.....	L.....	East Tennessee State.....	A
O. 26.....	21-10.....	W.....	Wofford.....	H
N. 2.....	3-27.....	L.....	Appalachian State.....	A
N. 9.....	14-10.....	W.....	Lenoir-Rhyne.....	H
N. 16.....	0-24.....	L.....	The Citadel.....	H
N. 23.....	10-16.....	L.....	Wake Forest.....	A

1975 (5-5-1, 2-4, 6th in SoCon)

Coach: Art Baker

Captains: Robbie Caldwell, Mark Mosher

S. 13.....	5-17.....	L.....	Tennessee Tech.....	H
S. 20.....	21-27.....	L.....	Richmond.....	A
S. 27.....	30-23.....	W.....	Appalachian State.....	H
O. 4.....	10-13.....	L.....	VMI.....	H
O. 11.....	35-7.....	W.....	Presbyterian.....	A
O. 18.....	21-14.....	W.....	Holy Cross.....	H
O. 25.....	21-6.....	W.....	William & Mary.....	A
N. 1.....	10-21.....	L.....	East Carolina.....	A
N. 8.....	34-0.....	W.....	Western Carolina.....	H
N. 15.....	9-13.....	L.....	The Citadel.....	A
N. 22.....	14-14.....	T.....	Wofford.....	A

1976 (6-4-1, 2-2-1, 3rd in SoCon)

Coach: Art Baker

Captains: David Whitehurst, Tommy Marshall, Larry Anderson

S. 4.....	17-12.....	W.....	North Carolina State.....	A
S. 11.....	17-7.....	W.....	Tennessee Tech.....	A
S. 18.....	38-21.....	W.....	Presbyterian.....	H
S. 25.....	16-17.....	L.....	The Citadel.....	H
O. 2.....	3-17.....	L.....	VMI.....	A
O. 9.....	14-14.....	T.....	Appalachian State.....	A
O. 16.....	16-27.....	L.....	Southwest Louisiana.....	A
O. 23.....	9-13.....	L.....	Richmond.....	H
O. 30.....	23-7.....	W.....	William & Mary.....	H
N. 13.....	17-10.....	W.....	East Carolina.....	H
N. 20.....	56-14.....	W.....	Wofford.....	H

1977 (4-5-2, 3-2-1, 3rd in SoCon)

Coach: Art Baker

Captains: Jimmy Neal, Oliver Cooper, Bobby Church

S. 10.....	13-24.....	L.....	Wake Forest.....	A
------------	------------	--------	------------------	---

S. 17.....	42-12.....	W.....	East Tennessee State.....	H
S. 24.....	17-17.....	W.....	Chattanooga.....	A
O. 1.....	24-24.....	T.....	Western Carolina.....	H
O. 8.....	7-13.....	L.....	Wofford.....	A
O. 15.....	42-24.....	W.....	Marshall.....	H
O. 22.....	28-20.....	W.....	Appalachian State.....	H
O. 29.....	13-13.....	T.....	Presbyterian.....	H
N. 5.....	13-19.....	L.....	Richmond.....	A
N. 12.....	28-31.....	L.....	VMI.....	H
N. 19.....	3-10.....	L.....	The Citadel.....	A

1978 (8-3, 4-1)

Southern Conference Champion

Coach: Dick Sheridan

Captains: Russell Gambrell, Brette Simmons, Greg Laetsch

S. 9.....	10-45.....	L.....	South Carolina.....	A
S. 16.....	31-14.....	W.....	Carson-Newman.....	H
S. 23.....	10-17.....	L.....	Vanderbilt.....	A
S. 30.....	52-34.....	W.....	Appalachian State.....	A
O. 7.....	36-12.....	W.....	Wofford.....	H
O. 14.....	35-14.....	W.....	East Tennessee State.....	A
O. 21.....	9-13.....	L.....	Chattanooga.....	H
O. 28.....	42-12.....	W.....	Marshall.....	A
N. 4.....	56-14.....	W.....	Davidson.....	H
N. 11.....	24-7.....	W.....	Western Carolina.....	A
N. 18.....	17-13.....	W.....	The Citadel.....	H

1979 (5-6, 4-3, 4th in SoCon)

Coach: Dick Sheridan

Captains: David Henderson, David Lyle, Jay Cory

S. 8.....	0-21.....	L.....	Clemson.....	A
S. 15.....	10-17.....	L.....	Presbyterian.....	H
S. 22.....	14-45.....	L.....	Chattanooga.....	H
S. 29.....	24-28.....	L.....	East Tennessee State.....	H
O. 6.....	17-27.....	L.....	Wofford.....	A
O. 13.....	34-24.....	W.....	Marshall.....	H
O. 20.....	31-17.....	W.....	Appalachian State.....	H
O. 27.....	20-21.....	L.....	VMI.....	A
N. 3.....	63-55.....	W.....	Davidson.....	A
N. 10.....	23-14.....	W.....	Western Carolina.....	H
N. 17.....	45-44.....	W.....	The Citadel.....	A

1980 (9-1-1, 7-0)

Southern Conference Champion

Coach: Dick Sheridan

Captains: Jeff Snipes, Kevin Morgan, Steve Bishop

S. 6.....	13-35.....	L.....	North Carolina.....	A
S. 13.....	28-7.....	W.....	Presbyterian.....	H
S. 20.....	28-14.....	W.....	Western Carolina.....	A
S. 27.....	21-16.....	W.....	VMI.....	H
O. 4.....	42-28.....	W.....	Chattanooga.....	A
O. 11.....	33-21.....	W.....	East Tennessee State.....	A
O. 25.....	21-20.....	W.....	Appalachian State.....	A
N. 1.....	35-0.....	W.....	Marshall.....	N1
N. 8.....	21-7.....	W.....	Davidson.....	H
N. 15.....	14-14.....	T.....	Wofford.....	H
N. 22.....	28-15.....	W.....	The Citadel.....	H

N1 - Charleston, W.Va.

1981 (8-3, 5-2)

Southern Conference Champion

Coach: Dick Sheridan

Captains: Tim Sorrells, Charlie Anderson, Bruce Gheesling, Steve O'Neill

S. 12.....	7-35.....	L.....	Florida.....	A
S. 19.....	21-0.....	W.....	East Tennessee State.....	H
S. 26.....	31-27.....	W.....	Western Carolina.....	A



O. 3.....28-31.....L.....Chattanooga.....H
O. 10.....22-18.....W.....Appalachian State.....H
O. 17.....30-14.....W.....James Madison.....A
O. 24.....38-14.....W.....Liberty Baptist.....H
O. 31.....35-3.....W.....Marshall.....H
N. 7.....30-12.....W.....Davidson.....A
N. 14.....33-21.....W.....VMI.....A
N. 21.....18-35.....L.....The Citadel.....A

1982 (9-3, 6-1)

Southern Conference Champion

Coach: Dick Sheridan

Captains: Mike Coleman, Gib McEachran, Briggs Traylor, Billy Hall, Hollis Barton

S. 4.....0-26.....L.....North Carolina State.....A
S. 18.....27-21.....W.....Appalachian State.....A
S. 25.....13-16.....L.....Chattanooga.....A
O. 2.....38-3.....W.....VMI.....H
O. 9.....12-6.....W.....Western Carolina...../.....H
O. 16.....28-23.....W.....South Carolina...../.....A
O. 23.....20-15.....W.....East Tennessee State.....15/.....A
O. 30.....63-14.....W.....Davidson.....11/.....H
N. 6.....17-10.....W.....James Madison.....9/17.....H
N. 13.....45-7.....W.....Marshall.....7/.....A
N. 20.....27-0.....W.....The Citadel.....6/.....H
N. 27.....0-17.....L.....South Carolina State *.....6/7.....H

FU Rank/OPP Rank (NCAA Poll)

1983 (10-2-1, 6-0-1)

Southern Conference Champion

Coach: Dick Sheridan

Captains: David Charpia, Ernest Gibson

S. 3.....3-13.....L.....South Carolina State.....A
S. 10.....52-7.....W.....Carson-Newman.....H
S. 17.....17-14.....W.....Georgia Tech.....A
S. 24.....31-7.....W.....Marshall.....5/.....H
O. 1.....49-0.....W.....VMI.....5/.....A
O. 15.....17-17.....T.....Western Carolina.....5/.....A
O. 22.....49-0.....W.....Appalachian State.....8/.....H
O. 29.....55-7.....W.....Davidson.....8/.....A
N. 5.....28-7.....W.....East Tennessee State.....4/.....H
N. 12.....28-14.....W.....Chattanooga.....4/.....H
N. 19.....49-21.....W.....The Citadel.....2/.....A
D. 3.....35-16.....W.....Boston University *.....2/13.....H
D. 10.....7-14.....L.....Western Carolina *.....2/9.....H

1984 (8-3, 3-3, 4th in SoCon)

Coach: Dick Sheridan

Captains: Rock Hurst, Chas Fox, Bernard Durham

S. 1.....28-10.....W.....South Carolina State.....H
S. 8.....49-7.....W.....Newberry.....H
S. 15.....34-30.....W.....North Carolina State.....A
S. 22.....38-28.....W.....Marshall.....1/11.....A
S. 29.....7-14.....L.....Chattanooga.....1/20.....A
O. 13.....28-16.....W.....East Tennessee State.....6/13.....A
O. 20.....14-21.....L.....Appalachian State.....6/.....A
O. 27.....19-20.....L.....Western Carolina.....12/.....H
N. 3.....55-7.....W.....Davidson...../.....H
N. 10.....42-6.....W.....Central Florida...../.....H
N. 17.....42-14.....W.....The Citadel.....16/.....H

1985 (12-2, 6-0)

Southern Conference Champion

NCAA I-AA National Runner-Up

Coach: Dick Sheridan

Captains: Gene Reeder, Chas Fox, Bobby Lamb

S. 7.....38-31.....W.....South Carolina State.....A
S. 14.....21-24.....L.....Newberry.....H

S. 21.....31-27.....W.....Western Carolina.....A
S. 28.....42-20.....W.....North Carolina State.....18/.....A
O. 5.....58-7.....W.....Davidson.....10/.....A
O. 12.....34-3.....W.....Marshall.....9/7.....H
O. 19.....35-31.....W.....East Tennessee State.....5/.....H
O. 26.....21-7.....W.....Appalachian State.....5/15.....H
N. 2.....34-10.....W.....Mars Hill.....2/.....H
N. 16.....42-0.....W.....The Citadel.....2/.....A
N. 23.....28-0.....W.....Chattanooga.....2/.....H
D. 7.....59-15.....W.....Rhode Island *.....2/7.....H
D. 14.....35-12.....W.....Nevada-Reno *.....T2/T2.....H
D. 21.....42-44.....L.....Georgia Southern *.....T2/9.....N1

1986 (7-3-2, 4-2-1, 3rd in SoCon)

Coach: Jimmy Satterfield

Captains: Jerome Norris, Steve Squire, Tim Stepp, Robbie Gardner

S. 6.....34-7.....W.....South Carolina State.....9/.....H
S. 13.....17-17.....T.....Georgia Tech.....9/.....A
S. 20.....34-3.....W.....VMI.....9/.....A
S. 27.....38-10.....W.....Marshall.....3/.....A
O. 4.....13-25.....L.....East Tennessee State.....3/.....A
O. 18.....13-19.....L.....Western Carolina.....11/.....H
O. 25.....17-17.....T.....Appalachian State.....18/5.....A
N. 1.....45-31.....W.....Presbyterian...../.....H
N. 8.....59-0.....W.....Davidson...../.....H
N. 15.....21-10.....W.....Chattanooga...../.....A
N. 22.....37-14.....W.....The Citadel.....17/.....H
N. 29.....10-23.....L.....Eastern Kentucky *.....15/10.....H

FU Rank/OPP Rank (Sports Network Poll)

1987 (7-4, 4-3, 3rd in SoCon)

Coach: Jimmy Satterfield

Captains: Chris Speaks, Darryl Gardner, Phillip Ferguson, Tim Stepp

S. 5.....25-7.....W.....South Carolina State.....13/.....A
S. 12.....23-3.....W.....Presbyterian.....13/.....H
S. 19.....14-20.....L.....Western Carolina.....10/.....A
S. 26.....14-16.....L.....Chattanooga.....18/.....H
O. 3.....42-36.....W.....Marshall...../.....H
O. 10.....24-13.....W.....East Tennessee State...../16.....H
O. 17.....8-16.....L.....Appalachian State...../3.....H
O. 31.....58-3.....W.....Davidson...../.....H
N. 7.....38-0.....W.....VMI...../.....H
N. 14.....10-41.....L.....Florida State...../AP4.....A
N. 21.....58-13.....W.....The Citadel...../.....A

1988 (13-2, 6-1)

Southern Conference Champion

NCAA I-AA National Champion

Coach: Jimmy Satterfield

Captains: Jeff Blankenship, Kennet Goldsmith, Julius Dixon

S. 3.....38-0.....W.....South Carolina State...../.....H
S. 10.....3-23.....L.....Clemson...../AP3.....A
S. 17.....21-0.....W.....Presbyterian...../.....H
S. 24.....42-0.....W.....Newberry.....18/.....H
O. 1.....31-13.....W.....VMI.....15/.....H
O. 8.....10-24.....L.....Marshall.....11/4.....A
O. 15.....24-9.....W.....Appalachian State.....20/3.....A
O. 29.....31-0.....W.....Western Carolina.....10/.....H
N. 5.....10-7.....W.....Chattanooga.....10/.....A
N. 12.....31-14.....W.....East Tennessee State.....5/.....A
N. 19.....30-17.....W.....The Citadel.....5/9.....H
N. 26.....21-7.....W.....Delaware *.....4/15.....H
D. 3.....13-9.....W.....Marshall *.....4/6.....A
D. 10.....38-7.....W.....Idaho *.....4/1.....H

D. 17.....17-12.....W.....Georgia Southern *.....4/2.....N1
N1 - Pocatello, ID (National Championship)

1989 (12-2, 7-0)

Southern Conference Champion

Coach: Jimmy Satterfield

Captains: David Adams, Brian Pitts, Pat Turner

S. 2.....0-30.....L.....Clemson.....1/AP12.....A
S. 9.....17-7.....W.....South Carolina State.....1/.....A
S. 16.....59-17.....W.....Presbyterian.....1/.....H
S. 30.....30-6.....W.....VMI.....5/.....A
O. 7.....34-13.....W.....Marshall.....4/16.....H
O. 14.....31-6.....W.....Appalachian State.....5/8.....H
O. 21.....42-7.....W.....Wofford.....3/.....H
O. 28.....17-3.....W.....Western Carolina.....3/.....A
N. 4.....27-17.....W.....Chattanooga.....3/.....H
N. 11.....44-20.....W.....East Tennessee State.....2/.....H
N. 18.....44-9.....W.....The Citadel.....2/.....A
N. 25.....24-10.....W.....William & Mary *.....2/10.....H
D. 2.....42-23.....W.....Youngstown State *.....2/14.....H
D. 9.....19-21.....L.....Stephen F. Austin *.....2/3.....H

1990 (9-4, 6-1)

Southern Conference Champion

Coach: Jimmy Satterfield

Captains: Frankie DeBusk, Steve Duggan, Kevin Kendrick

S. 1.....24-7.....W.....South Carolina State.....4/.....H
S. 8.....63-7.....W.....Presbyterian.....4/.....H
S. 15.....38-21.....W.....Chattanooga.....4/.....A
S. 22.....3-27.....L.....Florida.....1/AP19.....A
S. 29.....7-10.....L.....Marshall.....4/.....A
O. 6.....51-22.....W.....VMI.....12/.....H
O. 13.....30-7.....W.....Appalachian State.....9/.....A
O. 27.....42-9.....W.....Western Carolina.....8/.....H
N. 3.....28-38.....L.....William & Mary.....7/10.....A
N. 10.....29-13.....W.....East Tennessee State.....15/.....A
N. 17.....30-17.....W.....The Citadel.....13/11.....H
N. 24.....45-17.....W.....Eastern Kentucky *.....12/5.....A
D. 1.....35-42.....L.....Nevada-Reno (30T) *.....12/4.....A

1991 (7-4, 4-3, 4th in SoCon)

Coach: Jimmy Satterfield

Captains: Eric Walter, Allen Edwards, Venton Bell, Taylor Quarles

S. 7.....35-24.....W.....Connecticut.....6/.....A
S. 14.....31-7.....W.....Liberty.....6/.....H
S. 21.....52-7.....W.....Presbyterian.....3/.....H
S. 28.....42-14.....W.....Western Carolina.....3/.....A
O. 5.....46-28.....W.....VMI.....2/.....A
O. 12.....35-38.....L.....Marshall.....2/13.....H
O. 19.....23-26.....L.....Appalachian St. (30T).....9/16.....H
N. 2.....52-23.....W.....East Tennessee State.....13/.....H
N. 9.....17-19.....L.....Georgia Tech.....11/.....A
N. 16.....24-21.....W.....Chattanooga.....12/.....H
N. 23.....6-10.....L.....The Citadel.....10/.....A

1992 (6-5, 4-3, 5th in SoCon)

Coach: Jimmy Satterfield

Captains: Kota Suttle, Carl Tremble, Tate Waters

S. 5.....31-13.....W.....Liberty...../.....H
S. 12.....0-28.....L.....North Carolina...../.....A
S. 19.....43-7.....W.....Presbyterian.....19/.....H
S. 26.....0-21.....L.....Georgia Southern.....13/.....H
O. 3.....41-13.....W.....VMI...../.....H
O. 10.....6-48.....L.....Marshall...../6.....A
O. 24.....16-13.....W.....Appalachian State...../.....A
O. 31.....45-14.....W.....East Tennessee State...../.....A



N. 7.....27-29.....L.....Western Carolina...../.....H
N. 14.....35-7.....W.....Chattanooga...../.....A
N. 21.....14-20.....L.....The Citadel...../.....1.....H

1993 (5-5-1, 4-4, 4th in SoCon)

Coach: Jimmy Satterfield

Captains: Ryan Livezey, Milan Sterling, Billy Whitley

S. 4.....26-17.....W.....Connecticut...../.....H
S. 11.....3-37.....L.....Georgia Tech...../.....A
S. 18.....14-14.....T.....Wofford...../.....H
S. 25.....45-21.....W.....East Tennessee State...../.....H
O. 2.....20-23.....L.....Western Carolina...../22.....A
O. 9.....27-21.....W.....Appalachian State...../.....H
O. 16.....10-20.....L.....The Citadel...../.....A
O. 30.....24-0.....W.....VMI...../.....H
N. 6.....19-31.....L.....Georgia Southern...../3.....A
N. 13.....17-3.....W.....Marshall...../2.....H
N. 20.....42-45.....L.....Chattanooga...../.....A

1994 (3-8, 2-6, 6th in SoCon)

Head Coach: Bobby Johnson

Captains: Kavis Reed, Philly Jones, Braniff Bonaventure

S. 3.....6-27.....L.....Clemson...../.....A
S. 10.....26-21.....W.....South Carolina State...../.....H
S. 17.....26-28.....L.....William & Mary...../.....H
O. 1.....24-35.....L.....Western Carolina...../.....H
O. 8.....6-30.....L.....Appalachian State...../21.....A
O. 15.....44-52.....L.....The Citadel...../.....H
O. 22.....28-11.....W.....VMI...../.....A
O. 29.....33-21.....W.....East Tennessee State...../.....A
N. 5.....26-31.....L.....Georgia Southern...../.....H
N. 12.....14-35.....L.....Marshall...../2.....A
N. 19.....20-34.....L.....Chattanooga...../.....H

1995 (6-5, 5-3, 3rd SoCon)

Coach: Bobby Johnson

Captains: Leonardo McClarty, Tommy Jones, Brandon Culpepper, Philly Jones, Marcus Morgan, Brian Fisher, Adrick Harrison, Jim Richter

S. 2.....7-51.....L.....Georgia Tech...../.....A
S. 9.....21-27.....L.....South Carolina State...../.....A
S. 16.....38-0.....W.....Wofford...../.....H
S. 23.....55-24.....W.....VMI...../.....H
S. 30.....31-21.....W.....Western Carolina...../.....A
O. 7.....28-41.....L.....Appalachian State...../2.....H
O. 14.....24-3.....W.....The Citadel...../.....A
O. 21.....21-15.....W.....East Tennessee State...../.....H
N. 4.....20-27.....L.....Georgia Southern...../23.....A
N. 11.....6-31.....L.....Marshall...../7.....H
N. 18.....23-21.....W.....Chattanooga...../.....A

1996 (9-4, 6-2, 3rd in SoCon)

Coach: Bobby Johnson

Captains: Braniff Bonaventure, Luther Broughton, Troy Strappy, Greg Sander

S. 7.....3-19.....L.....Clemson.....19/.....A
S. 14.....27-13.....W.....South Carolina State.....21/.....H
S. 21.....33-3.....W.....Wofford.....20/.....H
S. 28.....31-14.....W.....VMI.....18/.....A
O. 5.....45-30.....W.....Western Carolina.....14/.....H
O. 12.....20-14.....W.....Appalachian State.....13/14.....A
O. 19.....35-25.....W.....The Citadel.....11/.....H
O. 26.....19-21.....L.....East Tennessee State.....8/14.....A
N. 9.....21-14.....W.....Georgia Southern.....15/.....H
N. 16.....17-42.....L.....Marshall.....12/1.....A
N. 23.....42-21.....W.....Chattanooga.....15/.....H
N. 30.....42-31.....W.....Northern Arizona *.....12/6.....A

D. 7.....0-54.....L.....Marshall *.....12/1.....A

1997 (7-4, 5-3, 3rd in SoCon)

Coach: Bobby Johnson

Captains: Orlando Ruff, Jay Thier, Jeremy Osborne, Jody Wade

S. 4.....29-10.....W.....Samford.....13/.....A
S. 13.....6-17.....L.....South Carolina State.....10/.....A
S. 27.....35-14.....W.....VMI.....18/.....H
O. 4.....16-17.....L.....Western Carolina.....18/.....A
O. 11.....24-22.....W.....Appalachian State...../14.....H
O. 18.....21-7.....W.....The Citadel.....22/.....A
O. 25.....28-58.....L.....East Tennessee State.....19/13.....H
N. 1.....38-20.....W.....VMI...../.....H
N. 8.....13-30.....L.....Georgia Southern...../11.....A
N. 15.....28-7.....W.....Wofford...../.....H
N. 22.....43-21.....W.....Chattanooga...../.....A

1998 (5-6, 3-5, 16th in SoCon)

Coach: Bobby Johnson

Captains: Orlando Ruff, Tyron Berrian, John Keith, Mark Foster

S. 5.....0-33.....L.....Clemson...../.....A
S. 12.....27-19.....W.....South Carolina State...../.....H
S. 19.....34-24.....W.....Samford...../.....H
S. 26.....51-14.....W.....VMI...../.....A
O. 3.....31-7.....W.....Western Carolina.....25/.....H
O. 10.....13-26.....L.....Appalachian State.....20/4.....A
O. 17.....24-25.....L.....The Citadel.....24/.....H
O. 24.....19-22.....L.....E. Tenn. St. (20T)...../.....A
N. 7.....17-45.....L.....Georgia Southern...../1.....H
N. 14.....20-40.....L.....Wofford...../.....A
N. 21.....31-28.....W.....Chattanooga...../.....H

1999 (9-3, 7-1)

Southern Conference Champion

Coach: Bobby Johnson

Captains: Walter Booth, Ben Hall, John Keith, Stuart Rentz

S. 4.....22-24.....L.....Elon...../.....H
S. 18.....52-6.....W.....William & Mary...../.....A
S. 25.....58-0.....W.....VMI...../.....H
O. 2.....27-19.....W.....Western Carolina...../.....A
O. 9.....35-21.....W.....Appalachian State.....18/3.....H
O. 16.....31-17.....W.....The Citadel.....14/.....A
O. 23.....48-21.....W.....East Tennessee State.....12/.....H
O. 30.....28-3.....W.....North Carolina.....12/.....A
N. 6.....38-41.....L.....Georgia Southern.....7/4.....A
N. 13.....30-3.....W.....Wofford.....9/.....H
N. 20.....40-35.....W.....Chattanooga.....9/.....A
N. 27.....23-30.....L.....Massachusetts (OT)*.....8/10.....H

2000 (9-3, 6-2, 2nd in SoCon)

Coach: Bobby Johnson

Captains: Josh Moore, Marion Martin, Justin Hill, Will Bouton, Derek Russell

S. 2.....16-3.....W.....Elon.....9/.....H
S. 9.....44-10.....W.....Newberry.....9/.....H
S. 16.....34-10.....W.....William & Mary.....8/.....H
S. 23.....35-21.....W.....VMI.....6/.....A
S. 30.....38-14.....W.....Western Carolina.....6/.....H
O. 7.....17-18.....L.....Appalachian State.....6/8.....A
O. 14.....33-7.....W.....The Citadel.....9/.....H
O. 21.....21-23.....L.....East Tennessee State.....7/.....A
N. 4.....45-10.....W.....Georgia Southern.....11/1.....H
N. 11.....27-18.....W.....Wofford.....5/.....H
N. 18.....45-44.....W.....Chattanooga (OT).....4/.....A
N. 25.....24-31.....L.....Hofstra *.....4/12.....H

2001 (12-3, 7-1)

Southern Conference Champion

Coach: Bobby Johnson

Captains: Louis Ivory, Chris Stewart, Will Bouton, Shelvis Smith

S. 1.....14-20.....L.....Wyoming.....6/.....A
S. 8.....46-7.....W.....Elon.....6/.....H
S. 22.....65-7.....W.....VMI.....4/.....H
S. 29.....31-13.....W.....Western Carolina.....4/.....A
O. 6.....28-22.....W.....Appalachian State.....3/5.....H
O. 13.....30-7.....W.....The Citadel.....3/.....A
O. 20.....31-6.....W.....East Tennessee State.....3/.....H
N. 3.....10-20.....L.....Georgia Southern.....2/4.....A
N. 10.....45-14.....W.....Wofford.....5/.....H
N. 17.....42-10.....W.....Chattanooga.....4/.....A
N. 24.....47-28.....W.....Presbyterian.....4/.....H
D. 1.....24-20.....W.....Western Kentucky *.....4/11.....H
D. 8.....34-17.....W.....Lehigh *.....4/5.....H
D. 15.....24-17.....W.....Georgia Southern *.....4/2.....A
D. 21.....6-13.....L.....Montana *.....2/1.....N1
N1 - Chattanooga, Tenn. (National Championship)

2002 (8-4, 6-2, T2nd in SoCon)

Coach: Bobby Lamb

Captains: Billy Napier, LeBryan Sperling, Rodney Johnson

S. 7.....18-49.....L.....Vanderbilt.....7/.....A
S. 14.....57-7.....W.....Elon.....7/.....H
S. 21.....17-7.....W.....Richmond.....7/22.....A
S. 28.....55-28.....W.....VMI.....7/.....A
O. 5.....24-23.....W.....Western Carolina.....5/.....H
O. 12.....15-16.....L.....Appalachian State.....5/4.....A
O. 19.....37-10.....W.....The Citadel.....6/.....H
O. 26.....25-0.....W.....East Tennessee State.....4/.....A
N. 9.....21-42.....L.....Georgia Southern.....4/9.....H
N. 16.....23-21.....W.....Wofford.....9/10.....A
N. 23.....35-7.....W.....Chattanooga.....8/.....H
N. 30.....38-45.....L.....Villanova *.....6/12.....A

2003 (6-5, 4-4, T4th in SoCon)

Coach: Bobby Lamb

Captains: Hindley Brigham, Danny Marshall, Brandon Poole, Lamar Rembert, Keito Whetstone

A. 30.....24-7.....W.....Elon.....8/.....H
S. 6.....17-28.....L.....Clemson.....8/.....A
S. 20.....31-17.....W.....Richmond.....9/.....H
S. 27.....45-0.....W.....Gardner-Webb.....8/.....H
O. 4.....19-13.....W.....Western Carolina.....7/.....A
O. 11.....10-13.....L.....Appalachian State.....5/.....H
O. 18.....9-10.....L.....The Citadel.....13/.....A
O. 25.....30-10.....W.....East Tennessee State.....20/.....H
N. 8.....24-29.....L.....Georgia Southern.....18/.....A
N. 15.....6-7.....L.....Wofford...../4.....H
N. 22.....63-21.....W.....Chattanooga...../.....A

2004 (10-3, 6-1)

Southern Conference Champions

Coach: Bobby Lamb

Captains: Mike Killian, Cam Newton, Brian Bratton, Ben Bainbridge

S. 4.....52-7.....W.....Presbyterian.....7/.....H
S. 11.....45-10.....W.....Samford.....5/.....A
S. 18.....38-6.....W.....Gardner-Webb.....4/.....A
S. 25.....38-41.....L.....Pittsburgh (ot).....2/.....A
O. 2.....31-10.....W.....Western Carolina.....2/.....H
O. 9.....29-30.....L.....Appalachian State.....2/21.....A
O. 16.....33-14.....W.....The Citadel.....8/.....H
O. 23.....10-0.....W.....Elon.....7/.....A



N. 6.....29-22.....W.....Georgia Southern.....4/ 2.....H
 N. 13.....31-24.....W.....Wofford.....2/12.....A
 N. 20.....51-31.....W.....Chattanooga.....2/.....H
 N. 27.....49-7.....W.....Jacksonville State*.....2/13.....H
 D. 4.....13-14.....L.....James Madison*.....2/ 8.....H

2005 (11-3, 5-2, 2nd in SoCon)

Coach: Bobby Lamb

Captains: Patrick Covington, Ingle Martin, Brandon Mays, William Freeman, Maurice Duncan

S. 1.....37-35.....W.....Jacksonville State.....2/20.....A
 S. 10.....21-41.....L.....Western Carolina.....2/.....A
 S. 17.....45-23.....W.....Samford.....10/.....H
 S. 24.....44-41.....W.....Hofstra (20T).....9/17.....H
 O. 1.....48-31.....W.....Gardner-Webb.....7/.....H
 O. 8.....34-31.....W.....Appalachian State.....6/16.....H
 O. 15.....39-31.....W.....The Citadel (30T).....5/.....A
 O. 22.....45-6.....W.....Elon.....2/.....H
 N. 5.....24-27.....L.....Georgia Southern.....1/14.....A
 N. 12.....34-21.....W.....Wofford.....6/.....H
 N. 19.....56-35.....W.....Chattanooga.....4/.....A
 N. 26.....14-12.....W.....Nicholls State*.....3/21.....H
 D. 3.....24-20.....W.....Richmond*.....3/12.....A
 D. 10.....23-29.....L.....Appalachian State*.....3/ 5.....A

2006 (8-4, 6-1, 2nd in SoCon)

Coach: Bobby Lamb

Captains: John Kivett, Josh Stepp, Brad Bell, Wesley Bray, Roy Ravenell, Jeremy Blocker

S. 2.....17-13.....W.....Jacksonville State.....4/.....H
 S. 9.....24-27.....W.....West Georgia.....4/.....H
 S. 16.....42-45.....L.....North Carolina.....4/.....A
 S. 23.....42-7.....W.....Western Carolina.....3/22.....H
 S. 30.....35-21.....W.....Wofford.....3/.....A
 O. 7.....27-29.....L.....Coastal Carolina.....11/.....A
 O. 14.....23-17.....W.....The Citadel.....12/.....H
 O. 21.....28-22.....W.....Chattanooga (OT).....8/.....H
 O. 28.....7-40.....L.....Appalachian State.....11/ 2.....A
 N. 4.....24-13.....W.....Elon.....10/.....A
 N. 11.....13-10.....W.....Georgia Southern.....8/.....H
 N. 25.....13-31.....L.....Montana State*.....7/18.....A

2007 (6-5, 4-3, 3rd in SoCon)

Coach: Bobby Lamb

Captains: Renaldo Gray, Scott Shuford, Gary Nelson, Austin Holmes

S. 1.....40-16.....W.....Presbyterian.....11/.....H
 S. 8.....17-32.....L.....Hofstra.....9/.....A
 S. 15.....10-38.....L.....Clemson.....15/AP20.....A
 S. 29.....20-45.....L.....Wofford.....20/ 8.....H
 O. 6.....27-17.....W.....Coastal Carolina...../.....H
 O. 13.....51-54.....L.....The Citadel (OT)...../.....A
 O. 20.....28-22.....W.....Chattanooga...../.....A
 O. 27.....27-34.....L.....Appalachian State...../10.....H
 N. 3.....52-49.....W.....Elon...../15.....H
 N. 10.....24-22.....W.....Georgia Southern...../11.....A
 N. 17.....52-21.....W.....Western Carolina...../.....A

2008 (7-5, 4-4, 4th in SoCon)

Coach: Bobby Lamb

Captains: Joel Bell, Brantley Kendall, William Middleton,

A. 30.....62-14.....W.....Mars Hill...../.....H
 S. 6.....7-24.....L.....Virginia Tech...../.....A
 S. 13.....42-21.....W.....Colgate...../.....A
 S. 20.....23-21.....W.....Delaware.....24/ 6.....H
 S. 27.....35-10.....W.....Chattanooga.....16/.....H

O. 4.....10-31.....L.....Elon.....15/ 7.....A
 O. 11.....28-21.....W.....Western Carolina.....20/.....H
 O. 18.....34-20.....W.....The Citadel.....19/.....H
 O. 25.....14-26.....L.....Appalachian State.....18/ 2.....A
 N. 1.....28-27.....W.....Samford.....18/.....A
 N. 15.....10-17.....L.....Georgia Southern.....14/.....H
 N. 22.....10-35.....L.....Wofford.....20/10.....A

2009 (6-5, 5-3, 3rd in SoCon)

Coach: Bobby Lamb

Captains: Justin Brown, Julian Hicks, Kyle McKinney, Jordan Sorrells, Chris Truss

S. 5.....45-21.....W.....Presbyterian...../.....H
 S. 12.....38-20.....W.....Chattanooga...../.....A
 S. 19.....12-52.....L.....Missouri...../AP25.....A
 S. 26.....33-14.....W.....Western Carolina...../.....A
 O. 3.....12-19.....L.....Elon...../12.....H
 O. 17.....26-24.....W.....Samford...../.....H
 O. 24.....28-38.....L.....The Citadel...../.....A
 O. 31.....27-52.....L.....Appalachian State...../ 7.....H
 N. 7.....31-63.....L.....Auburn...../.....A
 N. 14.....30-22.....W.....Georgia Southern...../.....A
 N. 21.....58-21.....W.....Wofford...../.....H

2010 (5-6, 3-5, 6th in SoCon)

Coach: Bobby Lamb

Captains: Adam Mims, Mike Brown, Kadarron Anderson, Ryan Steed

S. 11.....45-15.....W.....Colgate...../25.....H
 S. 18.....19-38.....L.....South Carolina.....24/AP13.....A
 S. 25.....31-14.....W.....The Citadel.....23/.....H
 O. 2.....17-38.....L.....Wofford.....18/.....A
 O. 9.....56-15.....W.....Howard...../.....H
 O. 16.....27-10.....W.....Samford...../.....A
 O. 23.....28-36.....L.....Chattanooga.....25/ 24.....H
 O. 30.....26-37.....L.....Appalachian State...../ 1.....A
 N. 6.....31-17.....W.....Western Carolina...../.....H
 N. 13.....25-30.....L.....Elon...../.....A
 N. 20.....28-32.....L.....Georgia Southern...../.....H

2011 (6-5, 5-3, 4th in SoCon)

Coach: Bruce Fowler

Captains: Daniel Spisak, Kadarron Anderson, Ryan Steed

S. 3.....23-30.....L.....Coastal Carolina...../.....A
 S. 10.....16-6.....W.....The Citadel...../.....A
 S. 24.....62-21.....W.....Presbyterian...../.....H
 O. 1.....47-21.....W.....Western Carolina...../.....sA
 O. 8.....21-26.....L.....Samford...../.....H
 O. 15.....20-50.....L.....Georgia Southern...../ 1.....A
 O. 22.....26-21.....W.....Wofford...../ 5.....H
 O. 29.....14-7.....W.....Chattanooga...../.....A
 N. 5.....20-10.....W.....Appalachian State...../ 3.....H
 N. 12.....34-41.....L.....Elon.....17/.....H
 N. 19.....32-54.....L.....Florida.....24/.....A

2012 (3-8, 2-6, 7th in SoCon)

Coach: Bruce Fowler

Captains: Colin Anderson, Josh Lynn, Mitch McGrath

S. 1.....21-24.....L.....Samford...../.....A
 S. 8.....45-47.....L.....Coastal Carolina (30T)...../.....H
 S. 15.....7-41.....L.....Clemson...../AP12.....A
 S. 22.....31-21.....W.....Presbyterian...../.....A
 S. 29.....45-24.....W.....Western Carolina...../.....H
 O. 6.....17-20.....L.....Wofford...../ 6.....A
 O. 13.....10-31.....L.....Chattanooga...../.....H
 O. 20.....17-38.....L.....Georgia Southern...../ 3.....H
 O. 27.....31-17.....W.....Elon...../.....A

N. 10.....28-33.....L.....Appalachian State...../12.....A
 N. 17.....20-42.....L.....The Citadel...../.....H

**2013 (8-6, 6-2, 1st in SoCon)
 Southern Conference Champion**

Coach: Bruce Fowler

Captains: Reese Hannon, Greg Worthy, Dakota Dozier

A. 31.....21-28.....L.....Gardner-Webb...../.....A
 S. 7.....28-35.....L.....Coastal Carolina...../24.....A
 S. 14.....21-20.....W.....Presbyterian...../.....H
 S. 28.....24-17.....W.....The Citadel...../.....A
 O. 5.....25-28.....L.....Elon...../.....H
 O. 12.....9-31.....L.....Chattanooga...../.....A
 O. 19.....27-10.....W.....Appalachian State...../.....H
 O. 26.....16-48.....L.....LSU...../AP13.....A
 N. 2.....16-14.....W.....Georgia Southern...../.....A
 N. 9.....35-17.....W.....Samford...../20.....H
 N. 16.....32-20.....W.....Western Carolina...../.....A
 N. 23.....27-14.....W.....Wofford...../.....H
 N. 30.....30-20.....W.....South Carolina State*...../.....A
 D. 7.....7-38.....L.....North Dakota State*...../ 1.....A

2014 (3-9, 2-5, 6th in SoCon)

Coach: Bruce Fowler

Captains: Marcus McMorris, Reese Hannon, Gary Wilkins

A. 30.....13-3.....W.....Gardner-Webb.....21/.....H
 S. 6.....25-20.....W.....Mercer.....17/.....A
 S. 13.....7-10.....L.....Presbyterian.....12/.....A
 S. 20.....7-17.....L.....South Carolina State.....21/.....A
 S. 27.....17-35.....L.....Western Carolina...../.....H
 O. 4.....31-37.....L.....Coastal Carolina (20T)...../ 3.....H
 O. 18.....10-41.....L.....South Carolina...../.....A
 O. 25.....0-45.....L.....Samford...../.....H
 N. 1.....15-31.....L.....VMI...../.....A
 N. 8.....35-42.....L.....The Citadel (OT)...../.....A
 N. 15.....31-14.....W.....Wofford...../.....H
 N. 22.....19-35.....L.....Chattanooga...../ 9.....H

2015 (4-7, 2-5, 6th in SoCon)

Coach: Bruce Fowler

Captains: Reese Hannon, Jordan Snellings, Cory Magwood

S. 5.....35-38.....L.....Coastal Carolina...../ 5.....H
 S. 12.....3-42.....L.....Virginia Tech...../.....A
 S. 19.....16-15.....W.....Central Florida...../.....A
 S. 26.....24-21.....W.....VMI...../.....H
 O. 3.....17-3.....W.....South Carolina State...../.....H
 O. 10.....3-31.....L.....Chattanooga...../ 6.....A
 O. 24.....17-38.....L.....The Citadel...../.....H
 O. 31.....20-17.....W.....Samford...../.....A
 N. 7.....10-48.....L.....Western Carolina...../.....A
 N. 14.....20-27.....L.....Mercer (OT)...../.....H
 N. 21.....28-38.....L.....Wofford...../.....A

2016 (3-8, 3-5, 6th in SoCon)

Coach: Bruce Fowler

Captains: Trey Robinson, Reese Hannon, Duncan Fletcher

S. 2.....13-28.....L.....Michigan State...../AP12.....A
 S. 10.....14-19.....L.....The Citadel...../15.....A
 S. 17.....14-21.....L.....Chattanooga...../ 4.....H
 S. 24.....21-41.....L.....Coastal Carolina...../17.....A
 O. 1.....42-52.....L.....Kennesaw State...../.....H
 O. 8.....21-38.....L.....Samford...../.....H
 O. 15.....52-7.....W.....East Tennessee State...../.....A
 O. 29.....24-10.....W.....VMI...../.....A
 N. 5.....27-34.....L.....Wofford...../.....H
 N. 12.....49-21.....W.....Western Carolina...../.....H
 N. 19.....24-27.....L.....Mercer...../.....A



2017 (8-5, 6-2, T2nd in SoCon)

Coach: Clay Hendrix

**Captains: P.J. Blazejowski, Matthew Schmidt,
Jaylan Reid, Dillon Woodruff**

S.	2	23-24	L	Wofford	/	11	A
S.	9	31-34	L	Elon	/	H
S.	16	16-49	L	N.C. State	/	A
S.	23	45-14	W	Colgate	/	A
S.	30	56-35	W	East Tennessee State	/	H
O.	7	41-17	W	Chattanooga	/	A
O.	14	42-10	W	VMI	/	H
O.	21	28-21	W	Mercer	/	H
O.	28	28-6	W	Western Carolina	/	A
N.	11	56-20	W	The Citadel	21/	H
N.	18	20-26	L	Samford	20/17	A
N.	25	28-27	W	Elon*	22/15	A
D.	2	10-28	L	Wofford*	22/9	A

2018 (6-4, 6-2, T1st in SoCon)

Coach: Clay Hendrix

Captains: Harris Roberts, Jaylan Reid, Aaquil Annoor

S.	1	7-48	L	Clemson	23/AP4	A
S.	8	7-45	L	Elon	21/15	A
S.	15	(Canceled)	Colgate	/	H
S.	22	27-29	L	East Tennessee State	/	A
S.	29	44-38	W	Western Carolina	/	H
O.	13	34-14	W	Wofford	/6	H
O.	20	25-38	L	Samford	/	H
O.	27	28-17	W	The Citadel	/	A
N.	3	16-10	W	Chattanooga	/	H
N.	10	49-13	W	VMI	/	A
N.	17	35-30	W	Mercer	/	A

* NCAA I-AA/FCS Playoffs

