



MON 22 JUL 2019

Start Time 19:10 - End Time 20:53

Match Duration: 1h43

Match Statistics

P3

BEL vs CZE


3 1


Team	Sets	1	2	3	4	Total
BEL	3	25	19	25	25	94
CZE	1	23	25	22	16	86
	Playing Time	25min	22min	23min	23min	1h33


First Referee: Yury BAKUNOVICH (BLR)

Second Referee: Aleksandr TUBYLOV (RUS)

BEL - Belgium

Scoring Spike	Rk	No.	Name	Spikes	Faults	Shots	Total Attempts	Eff %	
	1	9	D'HEER Wout	4	-	5	9	44.44	
	2	7	PLASKIE Simon	9	2	11	22	31.82	
	3	16	VAN DE VELDE Robbe	12	5	7	24	29.17	
	4	6	ROTTY Seppe	13	7	16	36	16.67	
		13	DE SAEDELEER Daan	2	2	3	7		
		2	FAFCHAMPS Samuel	2	2	-	4		
		4	MC CLUSKEY Liam	-	-	-	-		
		5	PEETERS Joost	-	-	-	-		
		8	VAN ELSSEN Lennert	-	-	-	-		
		11	PERIN Martin	-	-	-	-		
		12	OCKET Thiemen	-	-	-	-		
		15	FRANSEN Michiel	-	-	-	-		
	Limit								
	15.00%	Team Totals			42	18	42	102	23.53

Scoring Block	Rk	No.	Name	Kill Blocks	Faults	Rebounds	Total Attempts	Avg. by Set
	1	16	VAN DE VELDE Robbe	2	2	-	4	0.50
	1	7	PLASKIE Simon	2	1	-	3	0.50
	1	2	FAFCHAMPS Samuel	1	1	3	5	0.50
	1	13	DE SAEDELEER Daan	1	-	3	4	0.50
	1	4	MC CLUSKEY Liam	1	1	-	2	0.50
	6	9	D'HEER Wout	1	4	9	14	0.25
		12	OCKET Thiemen	-	3	-	3	
		5	PEETERS Joost	-	1	-	1	
		6	ROTTY Seppe	-	-	1	1	
		8	VAN ELSSEN Lennert	-	-	-	-	
		11	PERIN Martin	-	-	-	-	
		15	FRANSEN Michiel	-	-	-	-	
	Team Totals			8	13	16	37	2.00

Scoring Service	Rk	No.	Name	Aces	Faults	Serve Hits	Total Attempts	Avg. by Set
	1	6	ROTTY Seppe	2	3	16	21	0.50
	2	7	PLASKIE Simon	1	4	14	19	0.25
		16	VAN DE VELDE Robbe	-	1	12	13	
		9	D'HEER Wout	-	4	6	10	
		12	OCKET Thiemen	-	2	7	9	
		2	FAFCHAMPS Samuel	-	1	7	8	
		13	DE SAEDELEER Daan	-	1	6	7	
		4	MC CLUSKEY Liam	-	1	4	5	
		5	PEETERS Joost	-	-	1	1	
		8	VAN ELSSEN Lennert	-	-	-	-	
		11	PERIN Martin	-	-	-	-	
		15	FRANSEN Michiel	-	-	-	-	
	Team Totals			3	17	73	93	0.75

Team	Opponent Errors & Team Faults	60	-		



MON 22 JUL 2019


Start Time 19:10 - End Time 20:53


Match Duration: 1h43


### Match Statistics

P3

#### BEL - Belgium

Non-Scoring Dig	Rk	No.	Name	Digs	Faults	Receptions	Total Attempts	Avg. by Set	
		11	PERIN Martin	-	2	5	7		
		7	PLASKIE Simon	-	1	4	5		
		12	OCKET Thiemen	-	2	3	5		
		16	VAN DE VELDE Robbe	-	-	4	4		
		6	ROTTY Seppe	-	1	2	3		
		2	FAFCHAMPS Samuel	-	-	1	1		
		4	MC CLUSKEY Liam	-	-	1	1		
		9	D'HEER Wout	-	1	-	1		
		13	DE SAEDELEER Daan	-	-	1	1		
		5	PEETERS Joost	-	-	-	-		
		8	VAN ELSSEN Lennert	-	-	-	-		
		15	FRANSEN Michiel	-	-	-	-		
	<b>Team Totals</b>				-	7	21	28	

Non-Scoring Set	Rk	No.	Name	Running Sets	Faults	Still Sets	Total Attempts	Avg. by Set	
	1	4	MC CLUSKEY Liam	6	-	4	10	3.00	
	2	12	OCKET Thiemen	9	-	21	30	2.25	
		7	PLASKIE Simon	-	1	-	1		
		9	D'HEER Wout	-	1	-	1		
		16	VAN DE VELDE Robbe	-	-	1	1		
		2	FAFCHAMPS Samuel	-	-	-	-		
		5	PEETERS Joost	-	-	-	-		
		6	ROTTY Seppe	-	-	-	-		
		8	VAN ELSSEN Lennert	-	-	-	-		
		11	PERIN Martin	-	-	-	-		
		13	DE SAEDELEER Daan	-	-	-	-		
		15	FRANSEN Michiel	-	-	-	-		
	<b>Team Totals</b>				15	2	26	43	3.75

Non-Scoring Reception	Rk	No.	Name	Excellents	Faults	Serve Receptions	Total Attempts	Succ. %	
	1	7	PLASKIE Simon	10	2	15	27	37.04	
	2	11	PERIN Martin	6	1	11	18	33.33	
	3	6	ROTTY Seppe	3	2	10	15	20.00	
		12	OCKET Thiemen	-	1	2	3		
		2	FAFCHAMPS Samuel	-	-	-	-		
		4	MC CLUSKEY Liam	-	-	-	-		
		5	PEETERS Joost	-	-	-	-		
		8	VAN ELSSEN Lennert	-	-	-	-		
		9	D'HEER Wout	-	-	-	-		
		13	DE SAEDELEER Daan	-	-	-	-		
		15	FRANSEN Michiel	-	-	-	-		
		16	VAN DE VELDE Robbe	-	-	-	-		
	<b>Limit</b>	25.00%							
	<b>Team Totals</b>				19	6	38	63	30.16



MON 22 JUL 2019


Start Time 19:10 - End Time 20:53


Match Duration: 1h43


### Match Statistics

P3

#### CZE - Czech Republic

Scoring Spike	Rk	No.	Name	Spikes	Faults	Shots	Total Attempts	Eff %	
	1	6	UNZEITIG Ondrej	3	-	1	4	75.00	
	2	13	VODICKA Jan	10	2	3	15	53.33	
	3	4	DZAVORONOK Matyas	1	-	1	2	50.00	
	4	7	BALAZ Radek	6	2	8	16	25.00	
	5	11	DRAHONOVSKY Matous	13	7	13	33	18.18	
		10	MIKULENKA Jiri	6	5	14	25		
		3	SPULAK Petr	4	5	7	16		
		17	CEKETA Lukas	-	3	3	6		
		2	KREJCI Jan	-	-	-	-		
		5	ZAVODSKY Radim	-	-	-	-		
		12	TOMAN Ladislav	-	-	-	-		
		15	KRISTIAN Tomas	-	-	-	-		
	<b>Limit</b>								
	15.00%	<b>Team Totals</b>			<b>43</b>	<b>24</b>	<b>50</b>	<b>117</b>	

Scoring Block	Rk	No.	Name	Kill Blocks	Faults	Rebounds	Total Attempts	Avg. by Set	
	1	17	CEKETA Lukas	1	1	-	2	1.00	
	2	7	BALAZ Radek	3	3	3	9	0.75	
	3	3	SPULAK Petr	2	1	6	9	0.50	
	3	10	MIKULENKA Jiri	2	-	2	4	0.50	
	5	4	DZAVORONOK Matyas	1	5	3	9	0.25	
		11	DRAHONOVSKY Matous	-	2	3	5		
		13	VODICKA Jan	-	3	1	4		
		2	KREJCI Jan	-	-	-	-		
		5	ZAVODSKY Radim	-	-	-	-		
		6	UNZEITIG Ondrej	-	-	-	-		
		12	TOMAN Ladislav	-	-	-	-		
		15	KRISTIAN Tomas	-	-	-	-		
	<b>Team Totals</b>				<b>9</b>	<b>15</b>	<b>18</b>	<b>42</b>	<b>2.25</b>

Scoring Service	Rk	No.	Name	Aces	Faults	Serve Hits	Total Attempts	Avg. by Set	
	1	15	KRISTIAN Tomas	1	-	1	2	1.00	
	2	10	MIKULENKA Jiri	2	5	7	14	0.50	
	2	11	DRAHONOVSKY Matous	2	2	10	14	0.50	
	4	3	SPULAK Petr	1	4	7	12	0.25	
		7	BALAZ Radek	-	3	13	16		
		13	VODICKA Jan	-	5	10	15		
		4	DZAVORONOK Matyas	-	3	7	10		
		6	UNZEITIG Ondrej	-	1	1	2		
		2	KREJCI Jan	-	-	1	1		
		17	CEKETA Lukas	-	-	1	1		
		5	ZAVODSKY Radim	-	-	-	-		
		12	TOMAN Ladislav	-	-	-	-		
	<b>Team Totals</b>				<b>6</b>	<b>23</b>	<b>58</b>	<b>87</b>	<b>1.50</b>

Team	Opponent Errors & Team Faults			
		<b>54</b>	<b>-</b>	



MON 22 JUL 2019


Start Time 19:10 - End Time 20:53


Match Duration: 1h43


### Match Statistics

P3

#### CZE - Czech Republic

Non-Scoring Dig	Rk	No.	Name	Digs	Faults	Receptions	Total Attempts	Avg. by Set	
		13	VODICKA Jan	-	1	5	6		
		4	DZAVORONOK Matyas	-	-	5	5		
		12	TOMAN Ladislav	-	-	4	4		
		11	DRAHONOVSKY Matous	-	1	1	2		
		3	SPULAK Petr	-	1	-	1		
		6	UNZEITIG Ondrej	-	-	1	1		
		10	MIKULENKA Jiri	-	-	1	1		
		2	KREJCI Jan	-	-	-	-		
		5	ZAVODSKY Radim	-	-	-	-		
		7	BALAZ Radek	-	-	-	-		
		15	KRISTIAN Tomas	-	-	-	-		
		17	CEKETA Lukas	-	-	-	-		
	<b>Team Totals</b>				-	3	17	20	

Non-Scoring Set	Rk	No.	Name	Running Sets	Faults	Still Sets	Total Attempts	Avg. by Set	
	1	4	DZAVORONOK Matyas	16	-	25	41	4.00	
	2	2	KREJCI Jan	3	-	1	4	3.00	
		12	TOMAN Ladislav	-	-	2	2		
		13	VODICKA Jan	-	-	1	1		
		3	SPULAK Petr	-	-	-	-		
		5	ZAVODSKY Radim	-	-	-	-		
		6	UNZEITIG Ondrej	-	-	-	-		
		7	BALAZ Radek	-	-	-	-		
		10	MIKULENKA Jiri	-	-	-	-		
		11	DRAHONOVSKY Matous	-	-	-	-		
		15	KRISTIAN Tomas	-	-	-	-		
		17	CEKETA Lukas	-	-	-	-		
	<b>Team Totals</b>				19	-	29	48	4.75

Non-Scoring Reception	Rk	No.	Name	Excellents	Faults	Serve Receptions	Total Attempts	Succ. %	
	1	13	VODICKA Jan	12	-	22	34	35.29	
	2	12	TOMAN Ladislav	4	1	8	13	30.77	
	3	6	UNZEITIG Ondrej	2	-	5	7	28.57	
	4	11	DRAHONOVSKY Matous	6	2	14	22	27.27	
		2	KREJCI Jan	-	-	-	-		
		3	SPULAK Petr	-	-	-	-		
		4	DZAVORONOK Matyas	-	-	-	-		
		5	ZAVODSKY Radim	-	-	-	-		
		7	BALAZ Radek	-	-	-	-		
		10	MIKULENKA Jiri	-	-	-	-		
		15	KRISTIAN Tomas	-	-	-	-		
		17	CEKETA Lukas	-	-	-	-		
	<b>Limit</b>								
	25.00%	<b>Team Totals</b>			24	3	49	76	31.58

LEGEND

Avg. Average      Eff. Efficiency      No. Shirt Number      Rk Rank      Succ Success %