



FRI 26 JUL 2019

Start Time 19:40 - End Time 21:28

Match Duration: 1h48

Spectators: 75

Match Statistics

P3

ITA vs BLR


3 1


Team	Sets	1	2	3	4	Total
ITA	3	25	22	25	25	97
BLR	1	18	25	23	18	84
	Playing Time	21min	25min	28min	25min	1h39


First Referee: Zdenek GRABOVSKY (CZE)

Second Referee: Yavuz AKDEMIR (TUR)

ITA - Italy

Scoring Spike	Rk	No.	Name	Spikes	Faults	Shots	Total Attempts	Eff %
	1	4	CROSATO Federico	4	-	-	4	100.00
	2	14	MAGALINI Giulio	4	-	1	5	80.00
	3	5	MICHIELETTO Alessandro	13	2	8	23	47.83
	4	15	RINALDI Tommaso	8	2	6	16	37.50
		9	STEFANI Tommaso	8	7	7	22	
		7	DISABATO Piervito	3	5	1	9	
		10	GIANOTTI Alessandro	1	1	1	3	
		18	CIANCIOTTA Nicola	1	1	1	3	
		16	PORRO Paolo	-	2	-	2	
		2	FERRATO Leonardo	-	-	1	1	
		1	CATANIA Damiano	-	-	-	-	
		8	POL Alberto	-	-	-	-	
	Limit							
15.00%	Team Totals			42	20	26	88	25.00

Scoring Block	Rk	No.	Name	Kill Blocks	Faults	Rebounds	Total Attempts	Avg. by Set
	1	14	MAGALINI Giulio	2	-	1	3	1.00
	2	18	CIANCIOTTA Nicola	2	2	4	8	0.50
	3	16	PORRO Paolo	1	2	1	4	0.25
		4	CROSATO Federico	-	2	5	7	
		9	STEFANI Tommaso	-	5	2	7	
		10	GIANOTTI Alessandro	-	2	2	4	
		5	MICHIELETTO Alessandro	-	1	1	2	
		7	DISABATO Piervito	-	1	-	1	
		15	RINALDI Tommaso	-	1	-	1	
		1	CATANIA Damiano	-	-	-	-	
		2	FERRATO Leonardo	-	-	-	-	
		8	POL Alberto	-	-	-	-	
	Team Totals				5	16	16	37

Scoring Service	Rk	No.	Name	Aces	Faults	Serve Hits	Total Attempts	Avg. by Set
	1	14	MAGALINI Giulio	1	-	3	4	0.50
	1	2	FERRATO Leonardo	1	1	1	3	0.50
	3	10	GIANOTTI Alessandro	1	3	4	8	0.33
	3	15	RINALDI Tommaso	1	1	4	6	0.33
	5	16	PORRO Paolo	1	-	12	13	0.25
	5	9	STEFANI Tommaso	1	3	8	12	0.25
	5	7	DISABATO Piervito	1	-	9	10	0.25
		18	CIANCIOTTA Nicola	-	1	20	21	
		5	MICHIELETTO Alessandro	-	2	13	15	
		4	CROSATO Federico	-	1	3	4	
		1	CATANIA Damiano	-	-	-	-	
		8	POL Alberto	-	-	-	-	
	Team Totals				7	12	77	96

Team	Opponent Errors & Team Faults	73	-		
------	-------------------------------	----	---	--	--



FRI 26 JUL 2019

Start Time 19:40 - End Time 21:28


Match Duration: 1h48


Spectators: 75


Match Statistics

P3

ITA - Italy

Non-Scoring Dig	Rk	No.	Name	Digs	Faults	Receptions	Total Attempts	Avg. by Set	
		1	CATANIA Damiano	-	3	4	7		
		16	PORRO Paolo	-	5	2	7		
		7	DISABATO Piervito	-	2	2	4		
		5	MICHIELETTO Alessandro	-	-	3	3		
		9	STEFANI Tommaso	-	2	1	3		
		10	GIANOTTI Alessandro	-	-	1	1		
		18	CIANCIOTTA Nicola	-	-	1	1		
		2	FERRATO Leonardo	-	-	-	-		
		4	CROSATO Federico	-	-	-	-		
		8	POL Alberto	-	-	-	-		
		14	MAGALINI Giulio	-	-	-	-		
		15	RINALDI Tommaso	-	-	-	-		
	Team Totals				-	12	14	26	

Non-Scoring Set	Rk	No.	Name	Running Sets	Faults	Still Sets	Total Attempts	Avg. by Set	
	1	16	PORRO Paolo	14	-	12	26	3.50	
	2	2	FERRATO Leonardo	2	-	5	7	1.00	
		1	CATANIA Damiano	-	-	2	2		
		7	DISABATO Piervito	-	-	1	1		
		4	CROSATO Federico	-	-	-	-		
		5	MICHIELETTO Alessandro	-	-	-	-		
		8	POL Alberto	-	-	-	-		
		9	STEFANI Tommaso	-	-	-	-		
		10	GIANOTTI Alessandro	-	-	-	-		
		14	MAGALINI Giulio	-	-	-	-		
		15	RINALDI Tommaso	-	-	-	-		
		18	CIANCIOTTA Nicola	-	-	-	-		
	Team Totals				16	-	20	36	4.00

Non-Scoring Reception	Rk	No.	Name	Excellents	Faults	Serve Receptions	Total Attempts	Succ. %	
	1	1	CATANIA Damiano	8	2	7	17	47.06	
	2	7	DISABATO Piervito	3	-	6	9	33.33	
	3	5	MICHIELETTO Alessandro	7	2	13	22	31.82	
		15	RINALDI Tommaso	1	3	8	12		
		16	PORRO Paolo	-	-	1	1		
		2	FERRATO Leonardo	-	-	-	-		
		4	CROSATO Federico	-	-	-	-		
		8	POL Alberto	-	-	-	-		
		9	STEFANI Tommaso	-	-	-	-		
		10	GIANOTTI Alessandro	-	-	-	-		
		14	MAGALINI Giulio	-	-	-	-		
		18	CIANCIOTTA Nicola	-	-	-	-		
	Limit	25.00%							
	Team Totals				19	7	35	61	31.15



FRI 26 JUL 2019

Start Time 19:40 - End Time 21:28


Match Duration: 1h48


Spectators: 75


Match Statistics

P3

BLR - Belarus

Scoring Spike	Rk	No.	Name	Spikes	Faults	Shots	Total Attempts	Eff %
	1	19	ZAMORSKI Mikita	1	-	1	2	50.00
	2	23	BAHATKA Maksim	19	8	4	31	35.48
	3	10	PIATREVICH Aliaksandr	2	1	-	3	33.33
	4	3	MATYL Artsemi	2	1	1	4	25.00
	5	20	HRETSKI Yauheni	3	1	6	10	20.00
		6	BABKEVICH Uladzislau	15	10	16	41	
		5	DYLEUSKI Dzmitry	3	2	2	7	
		18	MAROZAU Ilya	-	-	1	1	
		9	SUSHYNSKI Anton	-	-	-	-	
		12	FRALENKOU Maksim	-	-	-	-	
		17	HALOTA Uladzimir	-	-	-	-	
		22	KAVALEU Yahor	-	-	-	-	
Limit								
15.00%	Team Totals			45	23	31	99	22.22

Scoring Block	Rk	No.	Name	Kill Blocks	Faults	Rebounds	Total Attempts	Avg. by Set
	1	5	DYLEUSKI Dzmitry	4	4	4	12	1.00
	2	3	MATYL Artsemi	2	4	1	7	0.50
	2	9	SUSHYNSKI Anton	2	1	1	4	0.50
	2	10	PIATREVICH Aliaksandr	1	1	-	2	0.50
	5	6	BABKEVICH Uladzislau	1	2	3	6	0.25
	5	23	BAHATKA Maksim	1	3	2	6	0.25
	5	20	HRETSKI Yauheni	1	-	1	2	0.25
		19	ZAMORSKI Mikita	-	2	-	2	
		12	FRALENKOU Maksim	-	-	-	-	
		17	HALOTA Uladzimir	-	-	-	-	
		18	MAROZAU Ilya	-	-	-	-	
		22	KAVALEU Yahor	-	-	-	-	
Team Totals				12	17	12	41	3.00

Scoring Service	Rk	No.	Name	Aces	Faults	Serve Hits	Total Attempts	Avg. by Set
	1	6	BABKEVICH Uladzislau	3	3	7	13	0.75
	2	5	DYLEUSKI Dzmitry	2	3	13	18	0.50
	2	23	BAHATKA Maksim	2	6	8	16	0.50
		3	MATYL Artsemi	-	5	7	12	
		9	SUSHYNSKI Anton	-	1	11	12	
		20	HRETSKI Yauheni	-	3	4	7	
		19	ZAMORSKI Mikita	-	-	3	3	
		10	PIATREVICH Aliaksandr	-	1	1	2	
		17	HALOTA Uladzimir	-	2	-	2	
		12	FRALENKOU Maksim	-	-	-	-	
		18	MAROZAU Ilya	-	-	-	-	
		22	KAVALEU Yahor	-	-	-	-	
Team Totals				7	24	54	85	1.75

Team	Opponent Errors & Team Faults			
		55	-	



FRI 26 JUL 2019

Start Time 19:40 - End Time 21:28


Match Duration: 1h48


Spectators: 75


Match Statistics

P3

BLR - Belarus

Non-Scoring Dig	Rk	No.	Name	Digs	Faults	Receptions	Total Attempts	Avg. by Set	
		22	KAVALEU Yahor	-	3	3	6		
		23	BAHATKA Maksim	-	-	4	4		
		20	HRETSKI Yauheni	-	-	3	3		
		9	SUSHYNSKI Anton	-	1	1	2		
		3	MATYL Artsemi	-	1	-	1		
		6	BABKEVICH Uladzislau	-	1	-	1		
		19	ZAMORSKI Mikita	-	-	1	1		
		5	DYLEUSKI Dzmitry	-	-	-	-		
		10	PIATREVICH Aliaksandr	-	-	-	-		
		12	FRALENKOU Maksim	-	-	-	-		
		17	HALOTA Uladzimir	-	-	-	-		
		18	MAROZAU Ilya	-	-	-	-		
		Team Totals			-	6	12	18	

Non-Scoring Set	Rk	No.	Name	Running Sets	Faults	Still Sets	Total Attempts	Avg. by Set	
	1	9	SUSHYNSKI Anton	9	-	30	39	2.25	
	2	19	ZAMORSKI Mikita	5	-	21	26	1.67	
		22	KAVALEU Yahor	-	1	2	3		
		3	MATYL Artsemi	-	-	-	-		
		5	DYLEUSKI Dzmitry	-	-	-	-		
		6	BABKEVICH Uladzislau	-	-	-	-		
		10	PIATREVICH Aliaksandr	-	-	-	-		
		12	FRALENKOU Maksim	-	-	-	-		
		17	HALOTA Uladzimir	-	-	-	-		
		18	MAROZAU Ilya	-	-	-	-		
		20	HRETSKI Yauheni	-	-	-	-		
		23	BAHATKA Maksim	-	-	-	-		
		Team Totals			14	1	53	68	3.50

Non-Scoring Reception	Rk	No.	Name	Excellents	Faults	Serve Receptions	Total Attempts	Succ. %	
	1	17	HALOTA Uladzimir	1	-	-	1	100.00	
	1	19	ZAMORSKI Mikita	1	-	-	1	100.00	
		22	KAVALEU Yahor	6	2	27	35		
		20	HRETSKI Yauheni	5	3	24	32		
		23	BAHATKA Maksim	2	2	11	15		
		3	MATYL Artsemi	-	-	-	-		
		5	DYLEUSKI Dzmitry	-	-	-	-		
		6	BABKEVICH Uladzislau	-	-	-	-		
		9	SUSHYNSKI Anton	-	-	-	-		
		10	PIATREVICH Aliaksandr	-	-	-	-		
		12	FRALENKOU Maksim	-	-	-	-		
		18	MAROZAU Ilya	-	-	-	-		
	Limit								
	25.00%	Team Totals			15	7	62	84	

LEGEND

Avg. Average

Eff. Efficiency

No. Shirt Number

Rk Rank

Succ Success %