



MON 22 JUL 2019

Start Time 16:30 - End Time 17:48

Match Duration: 1h18

Match Statistics

P3

UKR vs RUS


0 3


Team	Sets	1	2	3	Total
UKR	0	17	17	13	47
RUS	3	25	25	25	75
	Playing Time	24min	24min	23min	1h11


First Referee: Benedikt GEUKES (GER)

Second Referee: VERRASCINA A. (ITA)

UKR - Ukraine

Scoring Spike	Rk	No.	Name	Spikes	Faults	Shots	Total Attempts	Eff %	
	1	13	MATESHUK Sofia	1	-	-	1	100.00	
	1	14	ZUI Kateryna	1	-	-	1	100.00	
	3	10	FEDYK Marta	3	1	3	7	28.57	
	4	11	OKORO Diana	5	2	11	18	16.67	
		9	NUDGA Valeriia	4	4	8	16		
		7	YAKUSHEVA Valeriia	3	7	6	16		
		12	TKACHENKO Kateryna	2	3	6	11		
		4	HUZHVA Kateryna	-	1	1	2		
		5	GRECHKA Nadiia	-	-	-	-		
		6	KAPLANSKA Dariia	-	-	-	-		
		8	LUTSENKO Aliko	-	-	-	-		
		15	DEMCHENKO Valeriia	-	-	-	-		
	Limit								
	15.00%	Team Totals			19	18	35	72	

Scoring Block	Rk	No.	Name	Kill Blocks	Faults	Rebounds	Total Attempts	Avg. by Set	
	1	7	YAKUSHEVA Valeriia	1	-	-	1	0.33	
	1	9	NUDGA Valeriia	1	-	-	1	0.33	
	1	11	OKORO Diana	1	-	-	1	0.33	
		4	HUZHVA Kateryna	-	-	-	-		
		5	GRECHKA Nadiia	-	-	-	-		
		6	KAPLANSKA Dariia	-	-	-	-		
		8	LUTSENKO Aliko	-	-	-	-		
		10	FEDYK Marta	-	-	-	-		
		12	TKACHENKO Kateryna	-	-	-	-		
		13	MATESHUK Sofia	-	-	-	-		
		14	ZUI Kateryna	-	-	-	-		
		15	DEMCHENKO Valeriia	-	-	-	-		
		Team Totals			3	-	-	3	1.00

Scoring Service	Rk	No.	Name	Aces	Faults	Serve Hits	Total Attempts	Avg. by Set	
	1	9	NUDGA Valeriia	4	-	6	10	1.33	
	2	10	FEDYK Marta	3	2	2	7	1.00	
	3	14	ZUI Kateryna	2	-	5	7	0.67	
	4	12	TKACHENKO Kateryna	1	-	8	9	0.33	
		7	YAKUSHEVA Valeriia	-	1	5	6		
		4	HUZHVA Kateryna	-	1	3	4		
		11	OKORO Diana	-	1	3	4		
		13	MATESHUK Sofia	-	-	1	1		
		5	GRECHKA Nadiia	-	-	-	-		
		6	KAPLANSKA Dariia	-	-	-	-		
		8	LUTSENKO Aliko	-	-	-	-		
		15	DEMCHENKO Valeriia	-	-	-	-		
		Team Totals			10	5	33	48	3.33
	Team	Opponent Errors & Team Faults			23	-			



MON 22 JUL 2019


Start Time 16:30 - End Time 17:48


Match Duration: 1h18


Match Statistics

P3

UKR - Ukraine

Non-Scoring Dig	Rk	No.	Name	Digs	Faults	Receptions	Total Attempts	Avg. by Set	
		4	HUZHVA Kateryna	-	-	-	-		
		5	GRECHKA Nadiia	-	-	-	-		
		6	KAPLANSKA Dariia	-	-	-	-		
		7	YAKUSHEVA Valeriia	-	-	-	-		
		8	LUTSENKO Aliko	-	-	-	-		
		9	NUDGA Valeriia	-	-	-	-		
		10	FEDYK Marta	-	-	-	-		
		11	OKORO Diana	-	-	-	-		
		12	TKACHENKO Kateryna	-	-	-	-		
		13	MATESHUK Sofia	-	-	-	-		
		14	ZUI Kateryna	-	-	-	-		
		15	DEMCHENKO Valeriia	-	-	-	-		
	Team Totals				-	-	-	-	

Non-Scoring Set	Rk	No.	Name	Running Sets	Faults	Still Sets	Total Attempts	Avg. by Set	
		4	HUZHVA Kateryna	-	3	-	3		
		5	GRECHKA Nadiia	-	-	-	-		
		6	KAPLANSKA Dariia	-	-	-	-		
		7	YAKUSHEVA Valeriia	-	-	-	-		
		8	LUTSENKO Aliko	-	-	-	-		
		9	NUDGA Valeriia	-	-	-	-		
		10	FEDYK Marta	-	-	-	-		
		11	OKORO Diana	-	-	-	-		
		12	TKACHENKO Kateryna	-	-	-	-		
		13	MATESHUK Sofia	-	-	-	-		
		14	ZUI Kateryna	-	-	-	-		
		15	DEMCHENKO Valeriia	-	-	-	-		
	Team Totals				-	3	-	3	

Non-Scoring Reception	Rk	No.	Name	Excellents	Faults	Serve Receptions	Total Attempts	Succ. %	
	1	10	FEDYK Marta	9	1	8	18	50.00	
	2	7	YAKUSHEVA Valeriia	2	-	6	8	25.00	
	3	8	LUTSENKO Aliko	4	1	12	17	23.53	
	4	9	NUDGA Valeriia	3	6	8	17	17.65	
		11	OKORO Diana	-	-	2	2		
		4	HUZHVA Kateryna	-	-	1	1		
		5	GRECHKA Nadiia	-	-	-	-		
		6	KAPLANSKA Dariia	-	-	-	-		
		12	TKACHENKO Kateryna	-	-	-	-		
		13	MATESHUK Sofia	-	-	-	-		
		14	ZUI Kateryna	-	-	-	-		
		15	DEMCHENKO Valeriia	-	-	-	-		
	Limit								
	25.00%	Team Totals			18	8	37	63	28.57



MON 22 JUL 2019


Start Time 16:30 - End Time 17:48


Match Duration: 1h18


Match Statistics

P3

RUS - Russian Federation

Scoring Spike	Rk	No.	Name	Spikes	Faults	Shots	Total Attempts	Eff %
	1	16	SLAUTINA Natalia	6	-	-	6	100.00
	2	9	POPOVA Elizaveta	1	-	1	2	50.00
	3	1	KOCHURINA Elizaveta	4	1	2	7	42.86
	4	8	AKIMOVA Vita	9	2	9	20	35.00
	5	15	GORBUNOVA Valeriia	11	2	13	26	34.62
	6	11	MURUSHKINA Alexandra	7	2	6	15	33.33
		2	PEROVA Valeriia	-	-	-	-	-
		3	SELIUTINA Tatiana	-	-	-	-	-
		5	CHERNOVA Anastasiia	-	-	-	-	-
		7	GOSHEVA Elizaveta	-	-	-	-	-
		10	IVGI Ortal	-	-	-	-	-
		13	SHUBINA Varvara	-	-	-	-	-
	Limit							
15.00%	Team Totals			38	7	31	76	40.79

Scoring Block	Rk	No.	Name	Kill Blocks	Faults	Rebounds	Total Attempts	Avg. by Set	
	1	1	KOCHURINA Elizaveta	5	-	-	5	1.67	
	1	15	GORBUNOVA Valeriia	5	-	-	5	1.67	
	3	8	AKIMOVA Vita	1	-	-	1	0.33	
		2	PEROVA Valeriia	-	-	-	-	-	
		3	SELIUTINA Tatiana	-	-	-	-	-	
		5	CHERNOVA Anastasiia	-	-	-	-	-	
		7	GOSHEVA Elizaveta	-	-	-	-	-	
		9	POPOVA Elizaveta	-	-	-	-	-	
		10	IVGI Ortal	-	-	-	-	-	
		11	MURUSHKINA Alexandra	-	-	-	-	-	
		13	SHUBINA Varvara	-	-	-	-	-	
		16	SLAUTINA Natalia	-	-	-	-	-	
	Team Totals				11	-	-	11	3.67

Scoring Service	Rk	No.	Name	Aces	Faults	Serve Hits	Total Attempts	Avg. by Set
	1	15	GORBUNOVA Valeriia	3	-	11	14	1.00
	1	8	AKIMOVA Vita	3	2	7	12	1.00
	3	1	KOCHURINA Elizaveta	1	4	4	9	0.33
	3	11	MURUSHKINA Alexandra	1	1	7	9	0.33
		16	SLAUTINA Natalia	-	1	15	16	-
		9	POPOVA Elizaveta	-	1	10	11	-
		7	GOSHEVA Elizaveta	-	-	3	3	-
		2	PEROVA Valeriia	-	-	-	-	-
		3	SELIUTINA Tatiana	-	-	-	-	-
		5	CHERNOVA Anastasiia	-	-	-	-	-
		10	IVGI Ortal	-	-	-	-	-
		13	SHUBINA Varvara	-	-	-	-	-
	Team Totals				8	9	57	74

Team	Opponent Errors & Team Faults			
		23	-	



MON 22 JUL 2019


Start Time 16:30 - End Time 17:48


Match Duration: 1h18


Match Statistics

P3

RUS - Russian Federation

Non-Scoring Dig	Rk	No.	Name	Digs	Faults	Receptions	Total Attempts	Avg. by Set	
		1	KOCHURINA Elizaveta	-	-	-	-		
		2	PEROVA Valeriia	-	-	-	-		
		3	SELIUTINA Tatiana	-	-	-	-		
		5	CHERNOVA Anastasiia	-	-	-	-		
		7	GOSHEVA Elizaveta	-	-	-	-		
		8	AKIMOVA Vita	-	-	-	-		
		9	POPOVA Elizaveta	-	-	-	-		
		10	IVGI Ortal	-	-	-	-		
		11	MURUSHKINA Alexandra	-	-	-	-		
		13	SHUBINA Varvara	-	-	-	-		
		15	GORBUNOVA Valeriia	-	-	-	-		
		16	SLAUTINA Natalia	-	-	-	-		
	Team Totals				-	-	-	-	

Non-Scoring Set	Rk	No.	Name	Running Sets	Faults	Still Sets	Total Attempts	Avg. by Set	
		1	KOCHURINA Elizaveta	-	-	-	-		
		2	PEROVA Valeriia	-	-	-	-		
		3	SELIUTINA Tatiana	-	-	-	-		
		5	CHERNOVA Anastasiia	-	-	-	-		
		7	GOSHEVA Elizaveta	-	-	-	-		
		8	AKIMOVA Vita	-	-	-	-		
		9	POPOVA Elizaveta	-	-	-	-		
		10	IVGI Ortal	-	-	-	-		
		11	MURUSHKINA Alexandra	-	-	-	-		
		13	SHUBINA Varvara	-	-	-	-		
		15	GORBUNOVA Valeriia	-	-	-	-		
		16	SLAUTINA Natalia	-	-	-	-		
	Team Totals				-	-	-	-	

Non-Scoring Reception	Rk	No.	Name	Excellents	Faults	Serve Receptions	Total Attempts	Succ. %	
	1	7	GOSHEVA Elizaveta	2	-	3	5	40.00	
	2	15	GORBUNOVA Valeriia	4	4	8	16	25.00	
	3	2	PEROVA Valeriia	1	-	4	5	20.00	
	4	8	AKIMOVA Vita	1	1	4	6	16.67	
		11	MURUSHKINA Alexandra	-	4	5	9		
		1	KOCHURINA Elizaveta	-	1	-	1		
		3	SELIUTINA Tatiana	-	-	-	-		
		5	CHERNOVA Anastasiia	-	-	-	-		
		9	POPOVA Elizaveta	-	-	-	-		
		10	IVGI Ortal	-	-	-	-		
		13	SHUBINA Varvara	-	-	-	-		
		16	SLAUTINA Natalia	-	-	-	-		
	Limit								
	25.00%	Team Totals			8	10	24	42	19.05

LEGEND

Avg. Average

Eff. Efficiency

No. Shirt Number

Rk Rank

Succ Success %