

CITY OF MELBOURNE CLUE 2017 REPORT

Over the past decade, the City of Melbourne has continued to grow as the state's most important employment location. In addition to its retail, dining and recreational assets, significant dwelling growth has contributed to the City of Melbourne's status as a popular place to live and visit.

WHAT IS CLUE?

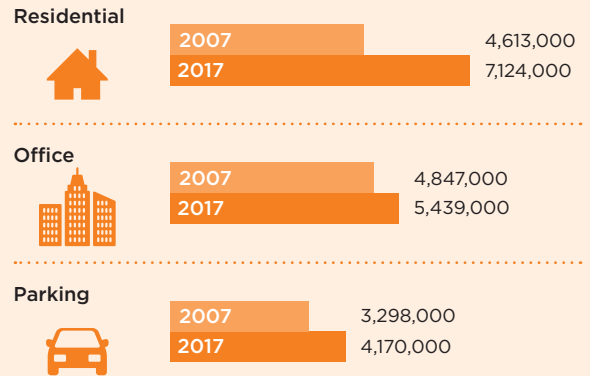
The Census of Land Use and Employment (CLUE) provides a portrait of the changing nature of life in our city.

For more information and other reports visit melbourne.vic.gov.au/clue

SPACE AT A GLANCE (M²)



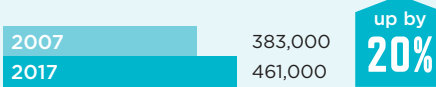
TOP BUILT SPACE (M²)



EMPLOYMENT AT A GLANCE

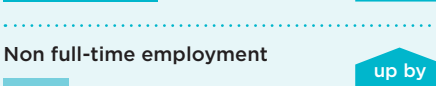
Total employment

461,000 JOBS in Melbourne
UP 78,000 in the past decade



Full-time employment

UP BY 20%



Non full-time employment

UP BY 21%



RESIDENTIAL

Houses and townhouses

9830

Residential apartments

61,450

Serviced apartments

6300

Student apartments

5520

Total dwellings

2007: 49,120
 2017: 83,100
up by 69%

15,000 DWELLINGS ADDED

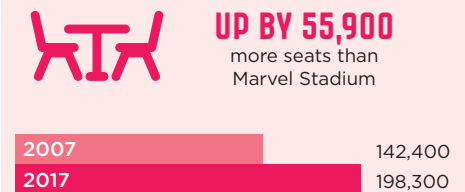
since 2007 in the Melbourne CBD alone – more than the town of Warrnambool

CAFES AND RESTAURANTS

Cafes and restaurants

UP BY 55,900
 more seats than Marvel Stadium

Cafe and restaurant seats



TOP EMPLOYING INDUSTRIES

Business services



2007: 57,000
 2017: 81,700

Finance and insurance



2007: 54,600
 2017: 61,000

Health care and social assistance



2007: 31,600
 2017: 40,900

Public administration and safety



2007: 37,100
 2017: 40,800

Food and beverage



2007: 24,700
 2017: 37,500

JOBS BY LOCATION

