



ADAC Formel 4

Result List Race 3

Provisional



Sachsenring, Length: 3645m
 Air temperature: 15.07°C
 Track temperature: 16.03°C
 Weather condition: Dry

DMSB Reg. Nr.: DMSB 256/19

Sunday, September 29, 2019 9:25:00

started : 17 classified : 15 not classified : 2

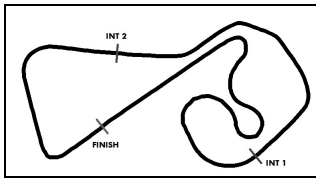
Nr.	Drivers	Team	Laps	Total Time	Gap	Kph	Lap	Time	Kph
Cl.	Car	Competitor							
1	62 D.Hauger(NOR) ADAC Formel 4	(T) Van Amersfoort Racing(NLD) Van Amersfoort Racing	21	30:28.006		150.4	5	1:20.882	162.2
2	28 A.Ghiretti(FRA) ADAC Formel 4	US Racing - CHR(S)S(DEU) US Racing - CHR(S)S	21	30:28.449	0.443	150.3	5	1:20.601	162.8
3	10 O.Rasmussen(DNK) ADAC Formel 4	Prema Powerteam SRL(ITA) Prema Powerteam SRL	21	30:29.033	1.027	150.6	6	1:21.092	161.8
4	21 T.Pourchaire(FRA) ADAC Formel 4	(T) US Racing - CHR(S)S(DEU) US Racing - CHR(S)S	21	30:30.174	2.168	150.6	6	1:20.410	163.1
5	17 A.Leclerc(MCO) ADAC Formel 4	(T) US Racing - CHR(S)S(DEU) US Racing - CHR(S)S	21	30:30.671	2.665	150.9	4	1:19.797	164.4
6	6 I.Cohen(ISR) ADAC Formel 4	(T) Van Amersfoort Racing(NLD) Van Amersfoort Racing	21	30:34.500	6.494	150.2	2	1:21.352	161.2
7	5 G.Petecof(BRA) ADAC Formel 4	(T) Prema Powerteam SRL(ITA) Prema Powerteam SRL	21	30:34.672	6.666	150.0	4	1:21.213	161.5
8	7 R.Stanek(CZE) R ADAC Formel 4	US Racing - CHR(S)S(DEU) US Racing - CHR(S)S	21	30:35.088	7.082	149.8	3	1:21.038	161.9
9	3 P.Aron(EST) R ADAC Formel 4	(T) Prema Powerteam SRL(ITA) Prema Powerteam SRL	21	30:35.308	7.302	152.0	6	1:21.112	161.7
10	12 K.Thaqi(KOS) R ADAC Formel 4	ADAC Berlin-Brandenburg e.V.(DEU) ADAC Berlin-Brandenburg e.V.	21	30:36.016	8.010	150.4	8	1:22.003	160.0
11	15 L.Toth(HUN) ADAC Formel 4	R-ACE GP R-ACE GP	21	30:43.068	15.062	149.9	3	1:21.754	160.5
12	26 J.Dürksen(PAR) R ADAC Formel 4	(T) ADAC Berlin-Brandenburg e.V.(DEU) ADAC Berlin-Brandenburg e.V.	21	30:54.648	26.642	150.7	5	1:20.690	162.6
13	8 L.Alleco Roy(MCO) ADAC Formel 4	Van Amersfoort Racing(NLD) Van Amersfoort Racing	21	30:54.719	26.713	149.1	6	1:21.335	161.3
14	2 N.Göhler(DEU) R ADAC Formel 4	(T) ADAC Berlin-Brandenburg e.V.(DEU) ADAC Berlin-Brandenburg e.V.	20	29:13.597	1 LAP	150.1	6	1:20.910	162.1
15	44 M.Belov(RUS) ADAC Formel 4	(T) R-ACE GP R-ACE GP	20	29:14.275	1 LAP	149.3	6	1:20.998	162.0
Not classified									
16	S.Estner(DEU) ADAC Formel 4	Van Amersfoort Racing(NLD) Van Amersfoort Racing	15	20:37.306	6LAPS	159.6	4	1:21.099	161.8
14	G.Saucy(SUI) ADAC Formel 4	(T) R-ACE GP R-ACE GP	10	14:49.947	11LAPS	146.6	6	1:21.123	161.7

Fastest lap of the race. Car 17 driver Arthur Leclerc on lap 4. Time 1:19.797, average speed 164.4 km/h.

Following race director decision drive through penalty converted into a time penalty of 30 seconds for car no. 26

T =nominated for Team Classification

Subject to final scrutineering!		
Publication time:	Clerk of the Course: Marcel Putsche	Timekeeper: Daniel Schulze



ADAC Formel 4

Class Result List Race 3



Provisional

DMSB Reg. Nr.: DMSB 256/19

Sunday, September 29, 2019 9:25:00

Sachsenring, Length: 3645m
 Air temperature: 15.07°C
 Track temperature: 16.03°C
 Weather condition: Dry

started : 17 classified : 15 not classified : 2

Nr. Drivers	Team	Laps	Total Time	Gap	Kph	Lap	Time	Kph
Car	Competitor							

CLASS: Rookie

Started: 5 Classified: 5 Not Classified: 0

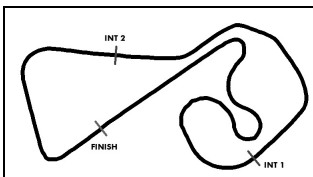
1	7	R.Stanek(CZE) ADAC Formel 4	US Racing - CHRS(DEU) US Racing - CHRS	21	30:35.088		149.8	3	1:21.038	161.9
2	3	P.Aron(EST) ADAC Formel 4	Prema Powerteam SRL(ITA) Prema Powerteam SRL	21	30:35.308	0.220	152.0	6	1:21.112	161.7
3	12	K.Thaqi(KOS) ADAC Formel 4	ADAC Berlin-Brandenburg e.V.(DEU) ADAC Berlin-Brandenburg e.V.	21	30:36.016	0.928	150.4	8	1:22.003	160.0
4	26	J.Dürksen(PAR) ADAC Formel 4	ADAC Berlin-Brandenburg e.V.(DEU) ADAC Berlin-Brandenburg e.V.	21	30:54.648	19.560	150.7	5	1:20.690	162.6
5	2	N.Göhler(DEU) ADAC Formel 4	ADAC Berlin-Brandenburg e.V.(DEU) ADAC Berlin-Brandenburg e.V.	20	29:13.597	1 LAP	150.1	6	1:20.910	162.1

Fastest lap of the class. Car 26 driver Joshua Dürksen on lap 5. Time 1:20.690, average speed 162.6 km/h.

Following race director decision drive through penalty converted into a time penalty of 30 seconds for car no. 26

T =nominated for Team Classification

Subject to final scrutineering!		
Publication time:	Clerk of the Course: Marcel Putsche	Timekeeper: Daniel Schulze



ADAC Formel 4

Lap Chart Race 3

Provisional



Sachsenring, Length: 3645 m

Sunday, September 29, 2019 9:25:00

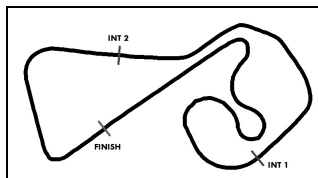
LapChar	1	2	3	4	5	6	7	8	9	10	11	12	13	14	15	16	17	18	19	20	21	22	23	24	25	26	27	28	29	30	31	32	33	34	35	36	37	38	39	40	41	42	43	44	45									
LAP 1	28	26	62	7	14	44	5	16	10	6	21	12	17	15	2	.8	.3																																					
LAP 2	28	26	62	7	14	44	5	16	10	6	21	17	12	2	15	8	3																																					
LAP 3	28	26	62	7	14	44	5	16	10	6	21	17	12	2	15	8	3																																					
LAP 4	28	26	62	7	14	44	5	16	10	6	21	17	2	12	15	8	3																																					
LAP 5	28	26	62	14	44	5	16	10	.7	21	6	17	2	15	12	8	3																																					
LAP 6	28	26	62	14	44	5	16	10	21	17	6	2	15	12	7	8	3																																					
LAP 7	26	28	62	5	16	10	21	17	6	.14	2	15	12	7	.44	8	3																																					
LAP 8	26	62	28	5	16	10	21	17	6	2	15	12	7	8	44	14	3																																					
LAP 9	26	62	28	5	16	10	21	17	6	2	15	12	7	8	44	14	3																																					
LAP 10	26	62	28	5	16	10	21	17	6	2	15	12	7	8	44	3	.14																																					
LAP 11	26	62	28	5	16	10	21	17	6	2	15	12	7	8	44	3																																						
LAP 12	26	62	28	5	16	10	21	17	6	2	15	12	7	8	3	44																																						
LAP 13	26	62	28	16	10	21	17	6	5	2	12	15	7	8	3	44																																						
LAP 14	26	62	28	16	10	21	17	6	5	2	12	15	7	8	3	44																																						
LAP 15	26	62	28	16	10	21	17	6	5	2	12	7	15	8	3	44																																						
LAP 16	26	62	28	10	21	17	6	5	2	12	7	15	8	3	44																																							
LAP 17	26	62	28	10	21	17	6	5	2	12	7	15	8	3	44																																							
LAP 18	26	62	28	10	21	17	6	5	2	12	7	15	8	3	44																																							
LAP 19	26	62	28	10	21	17	6	2	5	7	12	3	8	44	15																																							
LAP 20	26	62	28	10	21	17	6	5	7	3	12	2	44	15	8																																							
LAP 21	26	62	28	10	21	17	6	5	7	3	12	15	8																																									

.- PITSTOP ' - LAPBEHIND

Timing: SWISSTIMING

www.adac.de/motorsport





ADAC Formel 4

Sector List Race 3



Provisional

Sachsenring, Length: 3645m

Air temperature: 15.07°C

Track temperature: 16.03°C

Weather condition: Dry

DMSB Reg. Nr.: DMSB 256/19

Sunday, September 29, 2019 9:25:00

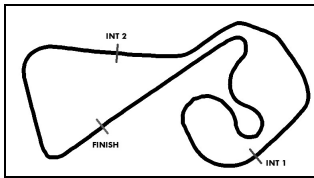
Lap	Time	SE1	SP1	SE2	SP2	SE3	SP3	TSP	Lap	Time	SE1	SP1	SE2	SP2	SE3	SP3	TSP
2 Göhler, DEU									theoretical besttime: 1:20.846								
1	1:32.674	48.920		19.891		23.863	153	142	12	1:22.124	42.183		18.246		21.695	162	201
2	1:22.996	42.851		18.384		21.761	162	198	13	1:23.165	42.479		18.506		22.180	164	200
3	1:21.800	42.075		18.037		21.688	163	201	14	1:23.686	43.212		18.575		21.899	162	203
4	1:21.888	41.920		18.404		21.564	164	201	15	1:23.200	42.661		18.532		22.007	159	202
5	1:21.207	41.544		18.266		21.397	159	202	16	1:29.380	43.077		22.280		24.023	153	200
6	1:20.910	41.554		18.091		21.265	164	201	17	2:00.193	55.144		31.779		33.270	120	196
7	1:22.163	41.874		18.689		21.600	164	201	18	2:12.445	1:01.921		30.749		39.775	162	136
8	1:21.368	41.795		18.141		21.432	159	200	19	1:23.786	43.324		18.504		21.958	163	203
9	1:21.219	41.834		18.071		21.314	164	201	20	1:25.764	43.418		19.650		22.696	160	201
10	1:21.681	42.104		18.129		21.448	164	200	21		42.759		18.914				201
11	1:21.948	41.977		18.363		21.608	164	201									

3 Aron, EST									theoretical besttime: 1:20.914								
1	1:48.957	49.537		23.032		36.388	50	133	12	1:22.588	42.550		17.967		22.071	160	202
2	2:01.880	1:22.055		18.186		21.639	160		13	1:22.007	42.587		18.050		21.370	164	200
3	1:21.937	42.669		18.058		21.210	166	203	14	1:22.172	42.261		18.310		21.601	163	202
4	1:21.347	42.040		17.934		21.373	162	201	15	1:24.196	42.369		18.580		23.247	141	201
5	1:21.700	42.555		17.858		21.287	163	202	16	1:28.566	46.374		19.828		22.364	163	183
6	1:21.112	41.858		17.967		21.287	164	203	17	1:24.792	43.679		19.033		22.080	163	200
7	1:21.235	42.109		17.928		21.198	165	201	18	1:55.954	47.479		30.276		38.199	165	200
8	1:21.974	42.468		18.111		21.395	164	201	19	1:24.349	43.988		18.818		21.543	166	205
9	1:21.705	42.033		18.075		21.597	166	202	20	1:22.803	42.477		18.622		21.704	164	206
10	1:21.622	42.273		17.968		21.381	163	205	21	1:22.699	42.562		18.172		21.965	164	203
11	1:21.713	42.217		18.037		21.459	165	203									

5 Petecof, BRA									theoretical besttime: 1:21.003								
1	1:25.345	45.424		18.339		21.582	166	117	12	1:24.123	43.617		18.396		22.110	164	202
2	1:21.709	42.457		17.822		21.430	168	204	13	1:27.723	43.572		21.866		22.285	164	198
3	1:21.490	42.343		17.830		21.317	168	204	14	1:23.001	42.975		18.215		21.811	165	201
4	1:21.213	41.952		17.826		21.435	165	204	15	1:22.682	42.855		18.067		21.760	165	203
5	1:21.239	41.997		17.734		21.508	165	203	16	1:28.180	43.442		20.796		23.942	148	204
6	1:21.374	42.110		17.739		21.525	165	204	17	2:02.074	56.587		32.017		33.470	123	175
7	1:22.822	43.219		17.911		21.692	165	204	18	2:12.958	1:01.979		30.873		40.106	165	152
8	1:21.572	42.242		17.915		21.415	164	202	19	1:24.435	44.024		18.391		22.020	163	203
9	1:21.340	42.155		17.828		21.357	166	203	20	1:23.119	42.749		18.221		22.149	163	205
10	1:21.646	42.274		17.820		21.552	163	203	21	1:23.357	43.060		18.386		21.911	165	202
11	1:23.270	42.937		18.403		21.930	164	204									

6 Cohen, ISR									theoretical besttime: 1:20.886								
1	1:27.435	47.579		18.391		21.465	165		12	1:22.517	42.645		18.092		21.780	164	200
2	1:21.352	42.224		17.991		21.137	166	203	13	1:23.943	42.950		18.983		22.010	164	201
3	1:21.762	41.941		17.861		21.960	162	202	14	1:23.085	43.028		18.260		21.797	164	200
4	1:21.468	42.076		17.808		21.584	160	200	15	1:23.241	42.867		18.403		21.971	162	200
5	1:22.458	42.170		18.089		22.199	160	200	16	1:27.563	43.134		19.786		24.643	147	200
6	1:21.625	42.440		18.013		21.172	165	200	17	2:02.301	56.843		32.138		33.320	120	165
7	1:22.504	42.330		18.680		21.494	165	201	18	2:13.327	1:02.104		30.974		40.249	164	133
8	1:21.777	42.246		18.053		21.478	164	200	19	1:23.637	43.568		18.293		21.776	166	201
9	1:21.978	42.406		17.995		21.577	165	200	20	1:24.070	42.734		19.090		22.246	162	201
10	1:22.210	42.444		18.167		21.599	165	200	21	1:23.259	42.854		18.481		21.924	163	200
11	1:22.988	42.721		18.630		21.637	164	201									

7 Stanek, CZE									theoretical besttime: 1:20.779								
1	1:24.149	44.057		18.196		21.896	165	95	12	1:22.780	42.608		18.412		21.760	163	201
2	1:21.646	42.112		18.047		21.487	165	203	13	1:23.036	42.551		18.556		21.929	164	200
3	1:21.038	41.807		17.849		21.382	164	203	14	1:24.491	43.484		19.002		22.005	166	198
4	1:21.495	41.991		18.005		21.499	166	203	15	1:22.881	42.902		18.345		21.634	165	202
5	1:24.614	42.007		18.051		24.556	53	204	16	1:24.385	42.869		19.436		22.080	163	201
6	1:37.840	58.731		17.986		21.123	164		17	1:54.685	50.040		31.258		33.387	122	198
7	1:21.443	41.916		18.175		21.352	165	201	18	2:11.785	1:01.935		30.466		39.384	164	125
8	1:21.505	42.029		18.180		21.296	164	200	19	1:23.722	43.490		18.447		21.785	166	203
9	1:22.242	42.198		18.280		21.764	164	201	20	1:23.761	42.943		19.221		21.597	165	206



ADAC Formel 4

Sector List Race 3



Provisional

Sachsenring, Length: 3645m
Air temperature: 15.07°C
Track temperature: 16.03°C
Weather condition: Dry

DMSB Reg. Nr.: DMSB 256/19

Sunday, September 29, 2019 9:25:00

Lap	Time	SE1	SP1	SE2	SP2	SE3	SP3	TSP	Lap	Time	SE1	SP1	SE2	SP2	SE3	SP3	TSP
10	1:22.139	42.212		18.326		21.601	164	200	21	1:22.916	42.631		18.301		21.984	164	203
11	1:22.535	42.654		18.315		21.566	165	200									

8 Alleco Roy, MCO

theoretical besttime: 1:21.249

1	1:35.058	48.590		20.035		26.433	53	122	12	1:23.409	42.955		18.578		21.876	163	200
2	2:01.038	1:21.287		18.093		21.658	165		13	1:23.677	43.262		18.519		21.896	164	200
3	1:23.145	42.206		19.108		21.831	164	202	14	1:23.271	42.791		18.485		21.995	164	201
4	1:21.957	41.983		18.387		21.587	165	202	15	1:23.384	43.041		18.438		21.905	165	200
5	1:21.340	41.993		18.073		21.274	166	202	16	1:27.254	45.140		19.686		22.428	162	201
6	1:21.335	41.953		18.022		21.360	166	202	17	1:28.929	46.322		20.089		22.518	162	197
7	1:22.151	42.204		18.341		21.606	165	202	18	1:58.169	48.988		30.544		38.637	165	198
8	1:22.025	42.187		18.216		21.622	164	200	19	1:25.508	44.523		19.021		21.964	164	203
9	1:22.561	42.466		18.477		21.618	164	201	20	1:40.633	43.025		35.136		22.472	157	203
10	1:22.972	42.873		18.326		21.773	162	200	21	1:23.415	43.003		18.299		22.113	164	198
11	1:23.488	42.928		18.734		21.826	163	200									

10 Rasmussen, DNK

theoretical besttime: 1:20.893

1	1:26.721	47.087		18.157		21.477	163	135	12	1:23.161	42.999		18.275		21.887	165	204
2	1:21.194	42.166		17.781		21.247	168	204	13	1:23.392	43.178		18.303		21.911	166	204
3	1:21.452	42.202		17.949		21.301	165	203	14	1:23.152	42.911		18.388		21.853	163	203
4	1:21.378	41.981		18.058		21.339	160	203	15	1:22.725	42.811		18.203		21.711	166	202
5	1:21.095	42.039		17.833		21.223	166	202	16	1:28.421	42.849		19.749		25.823	137	204
6	1:21.092	41.912		17.758		21.422	166	203	17	2:01.857	56.977		31.551		33.329	108	183
7	1:23.153	43.154		18.295		21.704	163	204	18	2:13.918	1:02.818		30.743		40.357	163	141
8	1:21.871	42.372		17.945		21.554	165	202	19	1:23.182	43.451		18.156		21.575	165	201
9	1:22.089	42.593		17.943		21.553	164		20	1:22.358	42.649		18.139		21.570	166	204
10	1:22.104	42.444		17.943		21.717	166	202	21	1:21.725	42.325		18.033		21.367	163	202
11	1:22.993	42.548		18.308		22.137	169	203									

12 Thaqi, KOS

theoretical besttime: 1:21.398

1	1:32.172	48.765		19.875		23.532	158	138	12	1:23.033	42.660		18.539		21.834	163	202
2	1:22.770	43.127		18.091		21.552	165	198	13	1:22.992	42.831		18.270		21.891	162	203
3	1:22.057	41.980		18.291		21.786	162	202	14	1:22.751	42.626		18.346		21.779	163	201
4	1:23.020	42.228		18.430		22.362	162	201	15	1:22.494	42.592		18.149		21.753	164	201
5	1:22.466	42.693		18.103		21.670	160	200	16	1:27.337	43.833		20.346		23.158	155	202
6	1:22.550	42.424		18.275		21.851	163	202	17	1:54.900	50.097		31.269		33.534	121	198
7	1:22.550	42.157		17.922		22.471	158	204	18	2:12.090	1:01.814		30.475		39.801	163	130
8	1:22.003	42.252		18.255		21.496	164	201	19	1:25.071	44.605		18.716		21.750	164	199
9	1:23.357	42.598		18.710		22.049	164	202	20	1:23.458	43.218		18.372		21.868	164	203
10	1:22.551	42.249		18.204		22.098	165	202	21	1:22.961	42.613		18.355		21.993	162	204
11	1:23.433	42.845		18.711		21.877	163	203									

14 Saucy, SUI

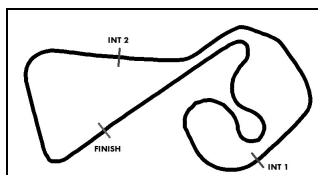
theoretical besttime: 1:21.027

1	1:24.463	44.520		18.178		21.765	165	115	6	1:21.123	41.940		17.829		21.354	164	202
2	1:21.810	42.494		17.997		21.319	163	204	7	1:31.883	45.675		20.748		25.460	56	202
3	1:21.159	42.072		17.795		21.292	165	203	8	2:16.207	1:35.685		18.669		21.853	163	203
4	1:21.364	41.996		17.870		21.498	163	202	9	1:22.388	42.583		18.093		21.712	164	203
5	1:21.239	42.058		17.854		21.327	164	203	10	1:28.311	43.313		18.380		26.618	54	202

15 Toth, HUN

theoretical besttime: 1:21.576

1	1:32.655	49.355		19.666		23.634	155	143	12	1:23.209	42.740		18.532		21.937	164	200
2	1:23.371	43.352		18.173		21.846	165	199	13	1:24.557	43.776		18.657		22.124	159	200
3	1:21.754	42.248		18.038		21.468	165	203	14	1:24.564	43.386		18.879		22.299	160	200
4	1:22.408	42.086		18.142		22.180	162	204	15	1:25.374	43.985		19.089		22.300	162	201
5	1:21.775	42.070		18.087		21.618	165	203	16	1:26.513	44.405		19.535		22.573	162	200
6	1:22.138	42.164		18.277		21.697	157	201	17	1:51.009	46.704		30.923		33.382	118	200
7	1:22.309	42.108		18.197		22.004	163	201	18	2:11.284	1:01.628		30.403		39.253	162	120
8	1:22.677	42.626		18.348		21.703	162	201	19	1:26.875	44.292		20.129		22.454	163	198
9	1:22.829	42.624		18.461		21.744	164	199	20	1:26.005	43.602		20.091		22.312	165	201
10	1:23.106	42.551		18.610		21.945	164	200	21	1:25.159	43.390		19.071		22.698	166	200
11	1:23.497	42.824		18.708		21.965	163	200									



ADAC Formel 4

Sector List Race 3



Provisional

Sachsenring, Length: 3645m

Air temperature: 15.07°C

Track temperature: 16.03°C

Weather condition: Dry

DMSB Reg. Nr.: DMSB 256/19

Sunday, September 29, 2019 9:25:00

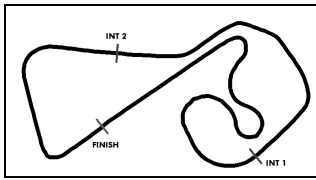
Lap	Time	SE1	SP1	SE2	SP2	SE3	SP3	TSP	Lap	Time	SE1	SP1	SE2	SP2	SE3	SP3	TSP
16	Estner, DEU								theoretical besttime: 1:20.886								
1	1:26.322	46.471		18.240		21.611	165	138	9	1:21.996	42.270		18.142		21.584	165	203
2	1:21.215	41.954		17.710		21.551	166	203	10	1:22.522	42.376		18.262		21.884	164	202
3	1:21.431	42.199		17.654		21.578	166	204	11	1:23.130	42.633		18.392		22.105	163	201
4	1:21.099	41.812		17.800		21.487	166	204	12	1:23.113	42.842		18.426		21.845	165	202
5	1:21.118	41.950		17.748		21.420	166	205	13	1:23.311	43.069		18.390		21.852	165	202
6	1:21.400	42.117		17.776		21.507	168	207	14	1:22.930	42.731		18.358		21.841	165	202
7	1:22.936	43.279		18.113		21.544	165	206	15	1:23.020	42.927		18.225		21.868	164	203
8	1:21.763	42.298		17.991		21.474	165	204	16								203

Lap	Time	SE1	SP1	SE2	SP2	SE3	SP3	TSP	Lap	Time	SE1	SP1	SE2	SP2	SE3	SP3	TSP
17	Leclerc, MCO								theoretical besttime: 1:19.777								
1	1:32.388	50.287		18.659		23.442	159	110	12	1:22.587	42.572		18.312		21.703	165	203
2	1:20.961	41.849		17.947		21.165	164	203	13	1:23.803	43.243		18.646		21.914	164	204
3	1:19.996	41.314		17.636		21.046	165	202	14	1:22.721	42.734		18.265		21.722	166	203
4	1:19.797	41.181		17.656		20.960	165	202	15	1:23.005	42.996		18.234		21.775	166	199
5	1:21.413	41.669		17.930		21.814	162	204	16	1:28.426	42.883		20.376		25.167	137	204
6	1:20.469	41.640		17.782		21.047	165	203	17	2:02.480	57.329		32.024		33.127	115	164
7	1:21.760	41.918		17.995		21.847	166	203	18	2:13.768	1:02.370		30.663		40.735	163	134
8	1:22.130	42.432		18.111		21.587	164	205	19	1:22.907	43.347		18.029		21.531	164	201
9	1:22.676	42.686		18.345		21.645	165	204	20	1:22.207	42.444		18.030		21.733	165	204
10	1:22.439	42.609		18.234		21.596	163	203	21	1:22.260	42.441		18.054		21.765	165	202
11	1:22.478	42.804		18.091		21.583	164	202									

Lap	Time	SE1	SP1	SE2	SP2	SE3	SP3	TSP	Lap	Time	SE1	SP1	SE2	SP2	SE3	SP3	TSP
21	Pourchaire, FRA								theoretical besttime: 1:20.225								
1	1:27.751	47.955		18.226		21.570	165	123	12	1:22.919	42.767		18.313		21.839	165	203
2	1:21.348	42.125		18.011		21.212	168	204	13	1:23.455	43.149		18.345		21.961	168	203
3	1:21.560	41.802		17.893		21.865	160	204	14	1:23.148	42.971		18.381		21.796	166	203
4	1:21.432	42.266		17.755		21.411	158	202	15	1:22.890	42.798		18.275		21.817	165	203
5	1:21.665	42.315		18.059		21.291	165	200	16	1:28.311	43.012		20.235		25.064	135	201
6	1:20.410	41.258		17.783		21.369	166	202	17	2:02.019	56.984		31.927		33.108	100	168
7	1:22.286	42.110		18.250		21.926	165	202	18	2:13.778	1:02.598		30.889		40.291	164	147
8	1:22.125	42.440		18.023		21.662	165	203	19	1:23.170	43.230		18.315		21.625	166	200
9	1:22.123	42.273		18.146		21.704	164	202	20	1:22.478	42.494		18.332		21.652	166	203
10	1:22.472	42.456		18.181		21.835	164	202	21	1:22.214	42.221		18.250		21.743	165	203
11	1:22.620	42.501		18.348		21.771	165	201									

Lap	Time	SE1	SP1	SE2	SP2	SE3	SP3	TSP	Lap	Time	SE1	SP1	SE2	SP2	SE3	SP3	TSP
26	Dürksen, PAR								theoretical besttime: 1:20.378								
1	1:23.532	43.536		18.249		21.747	164	111	12	1:21.740	42.076		18.132		21.532	162	201
2	1:21.362	42.016		17.929		21.417	166	203	13	1:21.432	42.017		18.048		21.367	162	201
3	1:21.158	41.955		17.803		21.400	165	204	14	1:21.477	42.017		17.997		21.463	166	201
4	1:21.643	42.079		17.897		21.667	166	203	15	1:21.542	42.143		17.962		21.437	164	200
5	1:20.690	41.701		17.796		21.193	165	203	16	1:30.850	41.962		18.077		30.811	120	201
6	1:20.831	41.454		17.731		21.646	165	204	17	2:12.291	1:07.520		31.875		32.896	100	138
7	1:22.065	42.420		17.884		21.761	159	205	18	2:14.655	1:03.173		30.756		40.726	165	172
8	1:20.853	41.640		17.908		21.305	162	200	19	1:21.618	42.360		17.941		21.317	164	201
9	1:21.039	41.751		17.936		21.352	164	201	20	1:21.259	41.910		17.975		21.374	165	202
10	1:21.728	41.900		18.192		21.636	162	202	21	1:21.125	41.811		17.930		21.384	162	202
11	1:21.758	42.131		18.152		21.475	164	200									

Lap	Time	SE1	SP1	SE2	SP2	SE3	SP3	TSP	Lap	Time	SE1	SP1	SE2	SP2	SE3	SP3	TSP
28	Ghiretti, FRA								theoretical besttime: 1:20.468								
1	1:23.218	43.318		18.200		21.700	164	108	12	1:24.035	43.297		18.631		22.107	163	199
2	1:21.311	41.993		17.951		21.367	163	199	13	1:23.467	43.274		18.358		21.835	164	198
3	1:21.219	42.015		17.838		21.366	165	198	14	1:23.111	42.982		18.318		21.811	163	199
4	1:21.682	42.193		17.895		21.594	164	199	15	1:23.278	42.924		18.409		21.945	163	200
5	1:20.601	41.641		17.814		21.146	165	200	16	1:28.265	42.734		20.062		25.469	145	199
6	1:20.993	41.508		17.862		21.623	164	201	17	2:02.355	57.186		31.874		33.295	113	180
7	1:22.379	42.290		18.014		22.075	164	200	18	2:14.048	1:02.816		30.756		40.476	162	155
8	1:22.982	43.007		18.268		21.707	164	200	19	1:22.976	43.062		18.316		21.598	165	201
9	1:22.312	42.455		18.121		21.736	163	201	20	1:22.062	42.335		18.131		21.596	164	202
10	1:22.746	42.599		18.191		21.956	164	201	21	1:21.929	42.120		18.158		21.651	163	202
11	1:23.480	42.962		18.412		22.106	162	200									



ADAC Formel 4

Sector List Race 3

Provisional



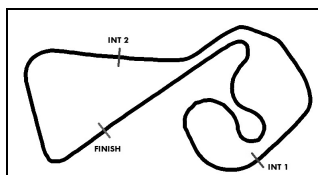
Sachsenring, Length: 3645m
 Air temperature: 15.07°C
 Track temperature: 16.03°C
 Weather condition: Dry

DMSB Reg. Nr.: DMSB 256/19

Sunday, September 29, 2019 9:25:00

Lap	Time	SE1	SP1	SE2	SP2	SE3	SP3	TSP	Lap	Time	SE1	SP1	SE2	SP2	SE3	SP3	TSP
44 Below, RUS									theoretical besttime: 1:20.919								
1	1:25.165	45.159		18.338		21.668	165	130	12	1:23.031	42.478		18.184		22.369	162	201
2	1:21.739	42.282		17.940		21.517	163	202	13	1:22.854	43.121		18.187		21.546	164	201
3	1:21.296	42.126		17.953		21.217	165	199	14	1:22.636	42.630		18.316		21.690	164	201
4	1:21.136	41.815		18.012		21.309	165	203	15	1:23.234	43.019		18.344		21.871	164	201
5	1:21.068	41.848		17.940		21.280	165	203	16	1:28.925	46.392		19.927		22.606	163	181
6	1:20.998	41.795		17.907		21.296	168	204	17	1:24.997	44.093		18.930		21.974	160	201
7	1:40.870	49.411		21.896		29.563	50	204	18	1:55.193	46.737		30.169		38.287	169	201
8	2:06.499	1:26.126		18.589		21.784	165		19	1:25.310	44.213		18.915		22.182	166	204
9	1:22.294	42.751		18.101		21.442	162	201	20	1:23.241	42.956		18.467		21.818	159	204
10	1:21.880	42.245		18.141		21.494	164	201	21		42.877		18.311				203
11	1:21.909	42.371		18.044		21.494	165	201									

Lap	Time	SE1	SP1	SE2	SP2	SE3	SP3	TSP	Lap	Time	SE1	SP1	SE2	SP2	SE3	SP3	TSP
62 Hauger, NOR									theoretical besttime: 1:20.763								
1	1:23.734	43.745		18.310		21.679	168	124	12	1:22.479	42.610		18.164		21.705	165	202
2	1:21.716	42.151		18.079		21.486	165	205	13	1:22.484	42.645		18.186		21.653	164	201
3	1:21.080	41.810		17.900		21.370	169	203	14	1:22.224	42.470		18.091		21.663	164	201
4	1:21.476	41.974		17.967		21.535	168	204	15	1:22.251	42.375		18.189		21.687	164	202
5	1:20.882	41.830		17.826		21.226	166	205	16	1:29.146	42.485		20.976		25.685	158	201
6	1:20.952	41.711		17.932		21.309	166	205	17	2:07.166	1:02.285		31.945		32.936	111	177
7	1:21.786	42.257		17.918		21.611	166	203	18	2:14.518	1:03.090		30.867		40.561	162	171
8	1:22.287	42.439		18.318		21.530	163	203	19	1:22.646	42.766		18.191		21.689	165	202
9	1:22.193	42.360		18.202		21.631	165	202	20	1:22.069	42.264		18.173		21.632	164	204
10	1:22.363	42.664		18.097		21.602	165	201	21	1:22.161	42.172		18.284		21.705	164	203
11	1:22.393	42.500		18.181		21.712	165	201									



ADAC Formel 4

Top speed list Race 3

Provisional



Sachsenring, Length: 3645m

Air temperature: 15.07°C

Track temperature: 16.03°C

Weather condition: Dry

DMSB Reg. Nr.: DMSB 256/19

Sunday, September 29, 2019 9:25:00

#	Name (NAT)	Team	Car name	Speed	Lap	Race time
16	Sebastian Estner (DEU)	Van Amersfoort Racing (NLD)	ADAC Formel 4	207.29	6	6:56.779
7	Roman Stanek (CZE)	US Racing - CHRS (DEU)	ADAC Formel 4	206.50	20	27:54.010
3	Paul Aron (EST)	Prema Powerteam SRL (ITA)	ADAC Formel 4	206.10	20	27:55.419
62	Dennis Hauger (NOR)	Van Amersfoort Racing (NLD)	ADAC Formel 4	205.71	2	1:29.340
26	Joshua Dürksen (PAR)	ADAC Berlin-Brandenburg e.V. (DEU)	ADAC Formel 4	205.71	7	8:14.827
5	Gianluca Petecof (BRA)	Prema Powerteam SRL (ITA)	ADAC Formel 4	205.71	20	27:53.827
17	Arthur Leclerc (MCO)	US Racing - CHRS (DEU)	ADAC Formel 4	205.32	8	9:42.420
15	Laszlo Toth (HUN)	R-ACE GP	ADAC Formel 4	204.93	4	4:23.427
44	Michael Belov (RUS)	R-ACE GP	ADAC Formel 4	204.93	19	26:31.390
14	Gregoire Saucy (SUI)	R-ACE GP	ADAC Formel 4	204.54	2	1:30.123
21	Theo Pourchaire (FRA)	US Racing - CHRS (DEU)	ADAC Formel 4	204.54	3	2:54.732
10	Oliver Rasmussen (DNK)	Prema Powerteam SRL (ITA)	ADAC Formel 4	204.54	7	8:18.593
12	Kristian Thaqi (KOS)	ADAC Berlin-Brandenburg e.V. (DEU)	ADAC Formel 4	204.15	7	8:30.729
2	Nico Göhler (DEU)	ADAC Berlin-Brandenburg e.V. (DEU)	ADAC Formel 4	203.38	19	26:29.760
8	Lucas Alleco Roy (MCO)	Van Amersfoort Racing (NLD)	ADAC Formel 4	203.38	19	26:30.827
6	Ido Cohen (ISR)	Van Amersfoort Racing (NLD)	ADAC Formel 4	203.00	2	1:33.128
28	Alessandro Ghiretti (FRA)	US Racing - CHRS (DEU)	ADAC Formel 4	202.62	21	29:12.212